

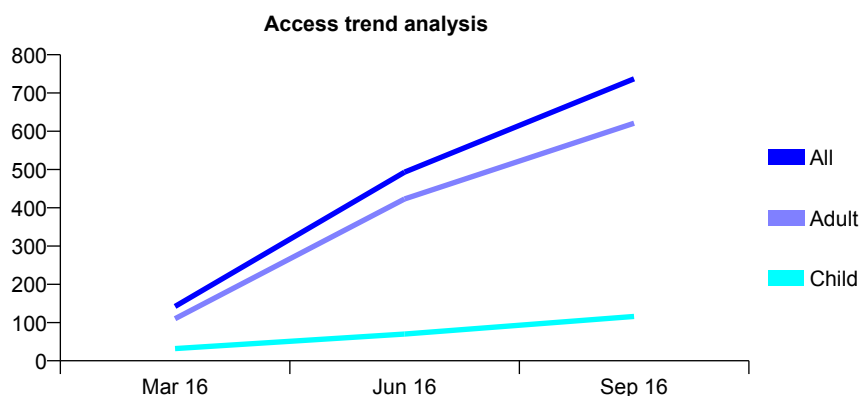
## Q68 - Vital Signs At a Glance Contract Report for 100012/0000 - September 2016

Name or company name	Margery Lodge Dental Practice
Contract type name	GDS Contract
Purpose of contract	General
Contract start date	01/03/2016
Contract end date	

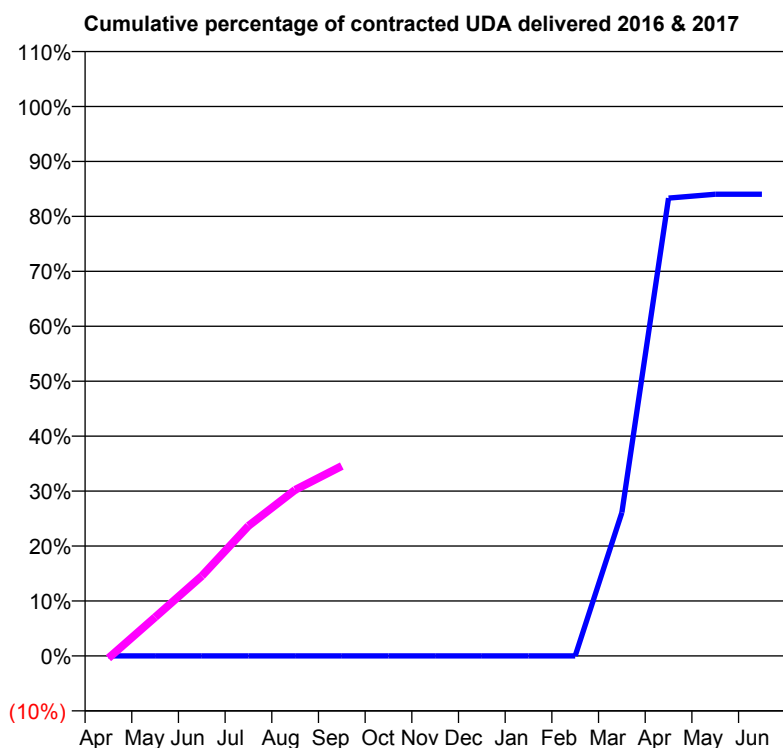
16/17 Contracted general activity (UDA)	5,009
Carry forward general activity (UDA)	129
16/17 Contracted orthodontic activity (UOA)	0
Carry forward orthodontic activity (UOA)	0
Baseline contract value	£132,023.20

### ACCESS\*

Patients seen in 24 months	Total	Change since previous quarter
Quarter ending September 2015	0	
Quarter ending December 2015	0	
Quarter ending March 2016	142	
Quarter ending June 2016	493	↑
Quarter ending September 2016	737	↑
<b>Variance since September 2015</b>	N/A	



### ACTIVITY



Month	Adjusted Scheduled Activity (UDA)	
	2016	2017
April	0	-21
May	0	353
June	0	729
July	0	1,186
August	0	1,514
September	0	1,732
October	0	
November	0	
December	0	
January	0	
February	0	
March	109	
April	347	
May	350	
June	350	

### QUALITY

	Quantity	Base Number	Contract	AT	Region	England
% of FP17s for the same patient ID Re-attending within 3 months - Children	5	128	3.9%	9.8%	11.8%	12.4%
% of FP17s for the same patient ID Re-attending within 3 months - Adults	78	686	11.4%	15.8%	16.6%	16.7%
% of FP17s for the same patient ID Re-attending between 3 & 9 months - Children	5	128	3.9%	59.0%	60.2%	57.4%
% of FP17s for the same patient ID Re-attending between 3 & 9 months - Adults	40	686	5.8%	50.9%	52.0%	50.5%
% of FP17s for Band 1 Urgent Courses	41	715	5.7%	9.5%	9.4%	9.1%
% of FP17s Relating to Free Repair or Replacements	3	715	0.4%	0.6%	0.7%	0.8%
% of FP17s Relating to Continuations	0	715	0.0%	1.1%	1.2%	1.3%
% of Patients satisfied with the dentistry they have received	0	0	N/A	94.8%	93.6%	93.2%
% of Patients satisfied with the time they had to wait for an appointment	0	0	N/A	91.7%	89.1%	89.0%

\* This is based on patients treated on this contract for their most recent course of treatment. Figures in italics indicate the base number of FP17s or Patient Questionnaire responses are less than 100. N/A is shown where the base number of responses is less than 10 during the period. % is calculated as Quantity/Base number\*100

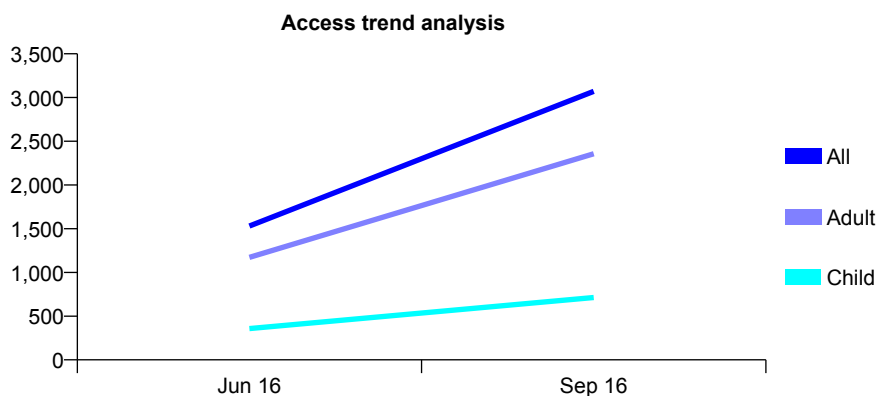
## Q68 - Vital Signs At a Glance Contract Report for 100057/0000 - September 2016

Name or company name	MR AD MACKAY
Contract type name	GDS Contract
Purpose of contract	General
Contract start date	01/04/2016
Contract end date	

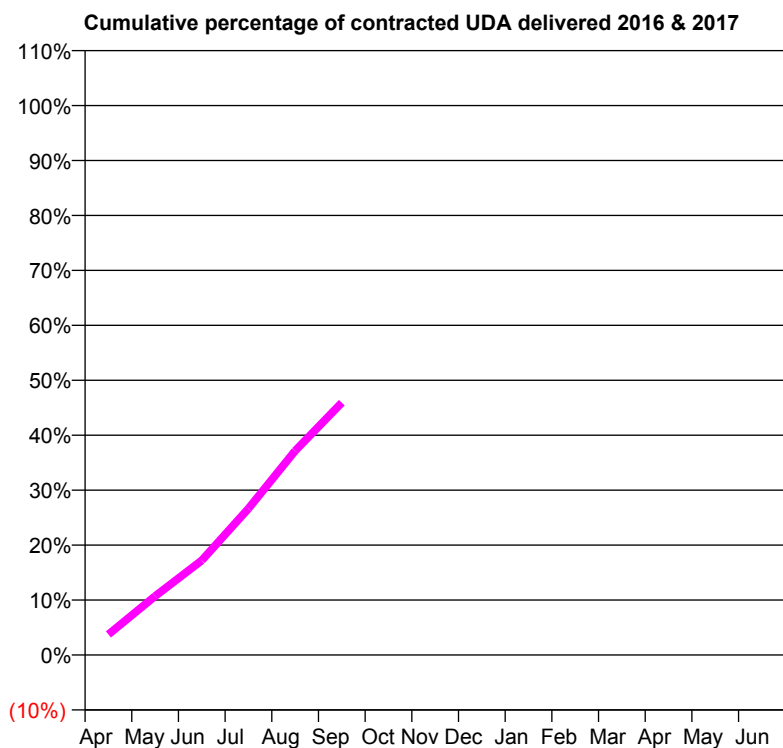
16/17 Contracted general activity (UDA)	16,312
Carry forward general activity (UDA)	0
16/17 Contracted orthodontic activity (UOA)	0
Carry forward orthodontic activity (UOA)	0
Baseline contract value	£449,244.18

### ACCESS\*

Patients seen in 24 months	Total	Change since previous quarter
Quarter ending September 2015	0	
Quarter ending December 2015	0	
Quarter ending March 2016	0	
Quarter ending June 2016	1,530	↑
Quarter ending September 2016	3,070	↑
<b>Variance since September 2015</b>	N/A	



### ACTIVITY



Month	Adjusted Scheduled Activity (UDA)	
	2016	2017
April	0	612
May	0	1,747
June	0	2,807
July	0	4,350
August	0	6,061
September	0	7,490
October	0	
November	0	
December	0	
January	0	
February	0	
March	0	
April	0	
May	0	
June	0	

### QUALITY

	Quantity	Base Number	Contract	AT	Region	England
% of FP17s for the same patient ID Re-attending within 3 months - Children	53	769	6.9%	9.8%	11.8%	12.4%
% of FP17s for the same patient ID Re-attending within 3 months - Adults	361	2,809	12.9%	15.8%	16.6%	16.7%
% of FP17s for the same patient ID Re-attending between 3 & 9 months - Children	18	769	2.3%	59.0%	60.2%	57.4%
% of FP17s for the same patient ID Re-attending between 3 & 9 months - Adults	62	2,809	2.2%	50.9%	52.0%	50.5%
% of FP17s for Band 1 Urgent Courses	555	3,578	15.5%	9.5%	9.4%	9.1%
% of FP17s Relating to Free Repair or Replacements	26	3,578	0.7%	0.6%	0.7%	0.8%
% of FP17s Relating to Continuations	47	3,578	1.3%	1.1%	1.2%	1.3%
% of Patients satisfied with the dentistry they have received	0	0	N/A	94.8%	93.6%	93.2%
% of Patients satisfied with the time they had to wait for an appointment	0	0	N/A	91.7%	89.1%	89.0%

\* This is based on patients treated on this contract for their most recent course of treatment. Figures in italics indicate the base number of FP17s or Patient Questionnaire responses are less than 100. N/A is shown where the base number of responses is less than 10 during the period. % is calculated as Quantity/Base number\*100

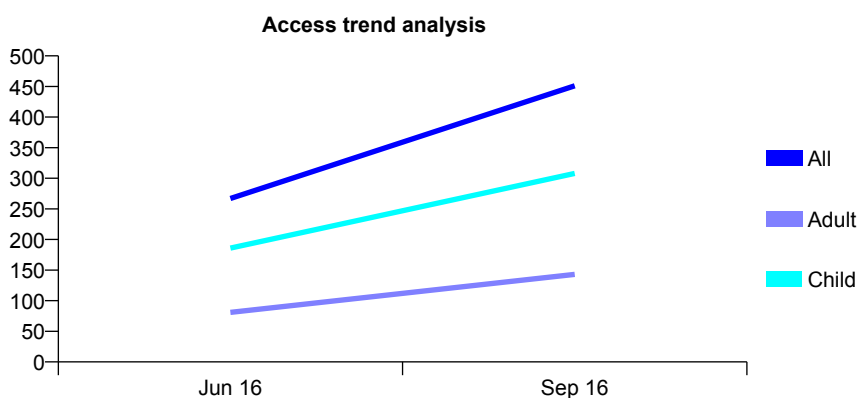
## Q68 - Vital Signs At a Glance Contract Report for 100061/0000 - September 2016

Name or company name	MISS AR PATEL
Contract type name	GDS Contract
Purpose of contract	General
Contract start date	01/04/2016
Contract end date	

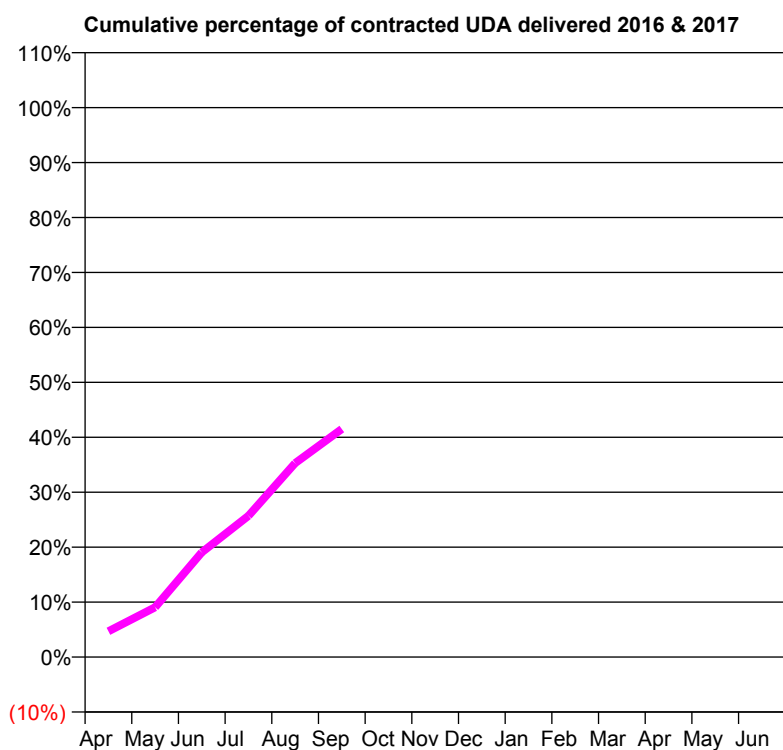
16/17 Contracted general activity (UDA)	2,109
Carry forward general activity (UDA)	0
16/17 Contracted orthodontic activity (UOA)	0
Carry forward orthodontic activity (UOA)	0
Baseline contract value	£55,145.47

### ACCESS\*

Patients seen in 24 months	Total	Change since previous quarter
Quarter ending September 2015	0	
Quarter ending December 2015	0	
Quarter ending March 2016	0	
Quarter ending June 2016	267	↑
Quarter ending September 2016	451	↑
<b>Variance since September 2015</b>	N/A	



### ACTIVITY



Month	Adjusted Scheduled Activity (UDA)	
	2016	2017
April	0	99
May	0	191
June	0	402
July	0	542
August	0	744
September	0	876
October	0	
November	0	
December	0	
January	0	
February	0	
March	0	
April	0	
May	0	
June	0	

### QUALITY

	Quantity	Base Number	Contract	AT	Region	England
% of FP17s for the same patient ID Re-attending within 3 months - Children	17	361	4.7%	9.8%	11.8%	12.4%
% of FP17s for the same patient ID Re-attending within 3 months - Adults	29	163	17.8%	15.8%	16.6%	16.7%
% of FP17s for the same patient ID Re-attending between 3 & 9 months - Children	32	361	8.9%	59.0%	60.2%	57.4%
% of FP17s for the same patient ID Re-attending between 3 & 9 months - Adults	4	163	2.5%	50.9%	52.0%	50.5%
% of FP17s for Band 1 Urgent Courses	18	524	3.4%	9.5%	9.4%	9.1%
% of FP17s Relating to Free Repair or Replacements	0	524	0.0%	0.6%	0.7%	0.8%
% of FP17s Relating to Continuations	4	524	0.8%	1.1%	1.2%	1.3%
% of Patients satisfied with the dentistry they have received	0	0	N/A	94.8%	93.6%	93.2%
% of Patients satisfied with the time they had to wait for an appointment	0	0	N/A	91.7%	89.1%	89.0%

\* This is based on patients treated on this contract for their most recent course of treatment. Figures in italics indicate the base number of FP17s or Patient Questionnaire responses are less than 100. N/A is shown where the base number of responses is less than 10 during the period. % is calculated as Quantity/Base number\*100

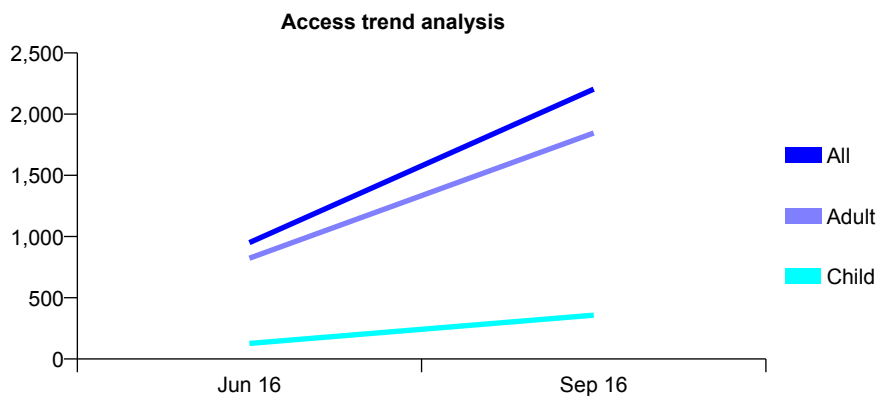
## Q68 - Vital Signs At a Glance Contract Report for 100136/0000 - September 2016

Name or company name	MR JS KAILA
Contract type name	GDS Contract
Purpose of contract	General
Contract start date	01/04/2016
Contract end date	

16/17 Contracted general activity (UDA)	11,791
Carry forward general activity (UDA)	0
16/17 Contracted orthodontic activity (UOA)	0
Carry forward orthodontic activity (UOA)	0
Baseline contract value	£301,668.65

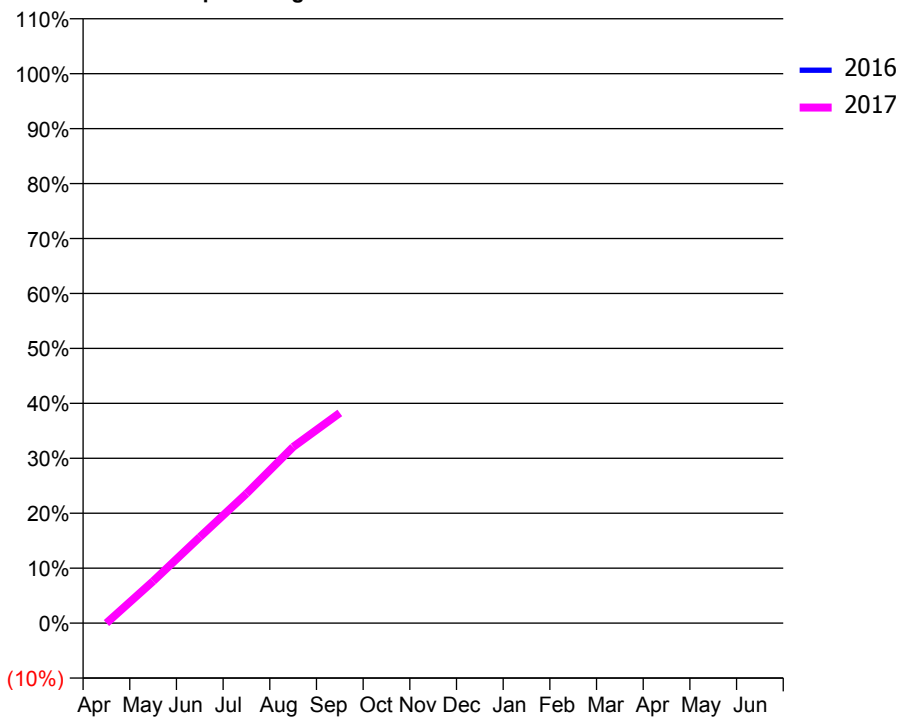
### ACCESS\*

Patients seen in 24 months	Total	Change since previous quarter
Quarter ending September 2015	0	
Quarter ending December 2015	0	
Quarter ending March 2016	0	
Quarter ending June 2016	950	↑
Quarter ending September 2016	2,204	↑
<b>Variance since September 2015</b>	N/A	



### ACTIVITY

Cumulative percentage of contracted UDA delivered 2016 & 2017



Month	Adjusted Scheduled Activity (UDA)	
	2016	2017
April	0	0
May	0	901
June	0	1,847
July	0	2,781
August	0	3,781
September	0	4,510
October	0	
November	0	
December	0	
January	0	
February	0	
March	0	
April	0	
May	0	
June	0	

### QUALITY

	Quantity	Base Number	Contract	AT	Region	England
% of FP17s for the same patient ID Re-attending within 3 months - Children	19	407	4.7%	9.8%	11.8%	12.4%
% of FP17s for the same patient ID Re-attending within 3 months - Adults	263	2,261	11.6%	15.8%	16.6%	16.7%
% of FP17s for the same patient ID Re-attending between 3 & 9 months - Children	11	407	2.7%	59.0%	60.2%	57.4%
% of FP17s for the same patient ID Re-attending between 3 & 9 months - Adults	73	2,261	3.2%	50.9%	52.0%	50.5%
% of FP17s for Band 1 Urgent Courses	115	2,127	5.4%	9.5%	9.4%	9.1%
% of FP17s Relating to Free Repair or Replacements	1	2,127	0.0%	0.6%	0.7%	0.8%
% of FP17s Relating to Continuations	63	2,127	3.0%	1.1%	1.2%	1.3%
% of Patients satisfied with the dentistry they have received	0	0	N/A	94.8%	93.6%	93.2%
% of Patients satisfied with the time they had to wait for an appointment	0	0	N/A	91.7%	89.1%	89.0%

\* This is based on patients treated on this contract for their most recent course of treatment. Figures in italics indicate the base number of FP17s or Patient Questionnaire responses are less than 100. N/A is shown where the base number of responses is less than 10 during the period. % is calculated as Quantity/Base number\*100



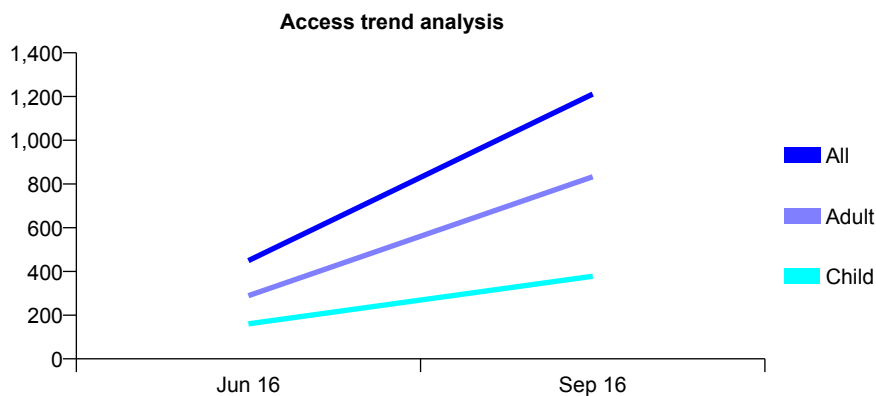
## Q68 - Vital Signs At a Glance Contract Report for 100167/0000 - September 2016

Name or company name	ABC Dental Surgery Ltd
Contract type name	GDS Contract
Purpose of contract	General
Contract start date	01/06/2016
Contract end date	

16/17 Contracted general activity (UDA)	11,143
Carry forward general activity (UDA)	0
16/17 Contracted orthodontic activity (UOA)	0
Carry forward orthodontic activity (UOA)	0
Baseline contract value	£282,473.83

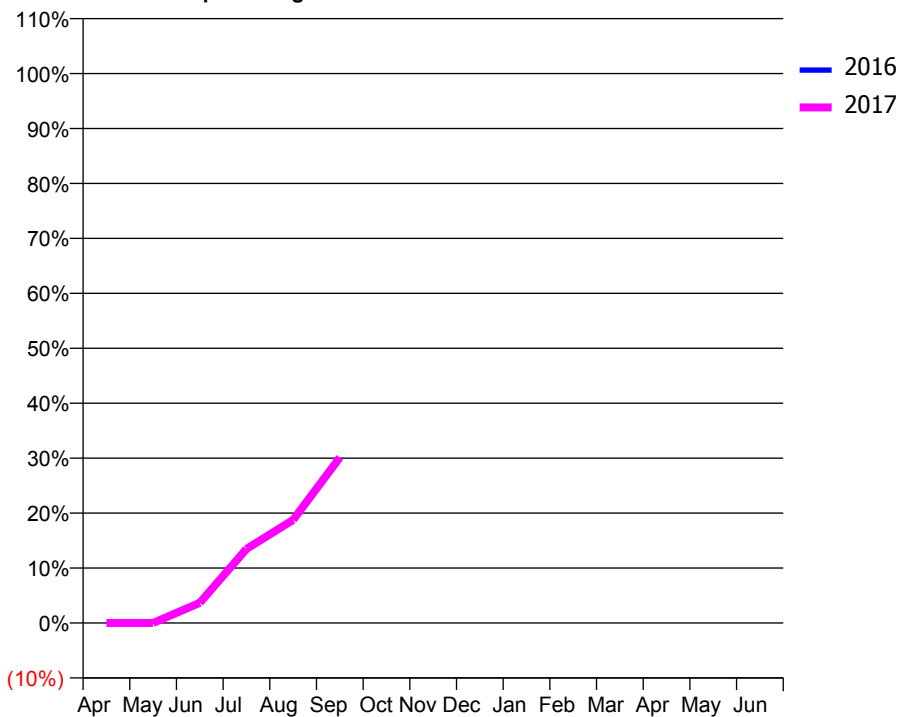
### ACCESS\*

Patients seen in 24 months	Total	Change since previous quarter
Quarter ending September 2015	0	
Quarter ending December 2015	0	
Quarter ending March 2016	0	
Quarter ending June 2016	449	↑
Quarter ending September 2016	1,211	↑
<b>Variance since September 2015</b>	N/A	



### ACTIVITY

Cumulative percentage of contracted UDA delivered 2016 & 2017



Month	Adjusted Scheduled Activity (UDA)	
	2016	2017
April	0	0
May	0	0
June	0	408
July	0	1,503
August	0	2,092
September	0	3,357
October	0	
November	0	
December	0	
January	0	
February	0	
March	0	
April	0	
May	0	
June	0	

### QUALITY

	Quantity	Base Number	Contract	AT	Region	England
% of FP17s for the same patient ID Re-attending within 3 months - Children	28	402	7.0%	9.8%	11.8%	12.4%
% of FP17s for the same patient ID Re-attending within 3 months - Adults	113	966	11.7%	15.8%	16.6%	16.7%
% of FP17s for the same patient ID Re-attending between 3 & 9 months - Children	3	402	0.7%	59.0%	60.2%	57.4%
% of FP17s for the same patient ID Re-attending between 3 & 9 months - Adults	9	966	0.9%	50.9%	52.0%	50.5%
% of FP17s for Band 1 Urgent Courses	125	1,368	9.1%	9.5%	9.4%	9.1%
% of FP17s Relating to Free Repair or Replacements	3	1,368	0.2%	0.6%	0.7%	0.8%
% of FP17s Relating to Continuations	23	1,368	1.7%	1.1%	1.2%	1.3%
% of Patients satisfied with the dentistry they have received	0	0	N/A	94.8%	93.6%	93.2%
% of Patients satisfied with the time they had to wait for an appointment	0	0	N/A	91.7%	89.1%	89.0%

\* This is based on patients treated on this contract for their most recent course of treatment. Figures in italics indicate the base number of FP17s or Patient Questionnaire responses are less than 100. N/A is shown where the base number of responses is less than 10 during the period. % is calculated as Quantity/Base number\*100

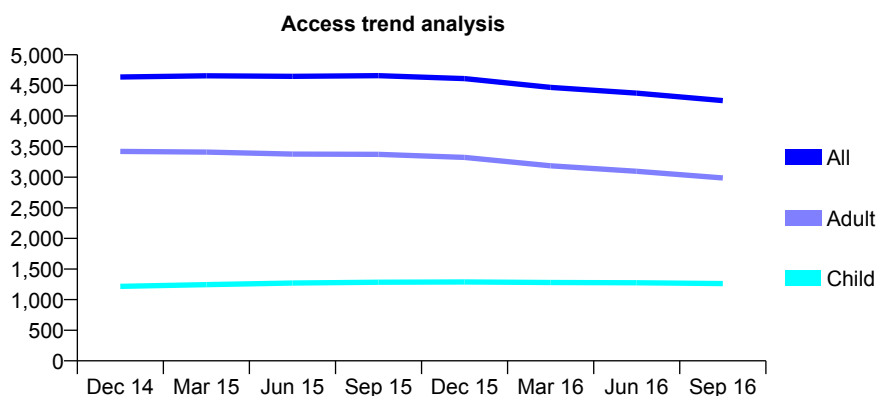
## Q68 - Vital Signs At a Glance Contract Report for 101281/0028 - September 2016

Name or company name	OASIS DENTAL CARE LTD
Contract type name	GDS Contract
Purpose of contract	General
Contract start date	01/04/2006
Contract end date	

16/17 Contracted general activity (UDA)	11,520
Carry forward general activity (UDA)	-154
16/17 Contracted orthodontic activity (UOA)	0
Carry forward orthodontic activity (UOA)	0
Baseline contract value	£269,851.78

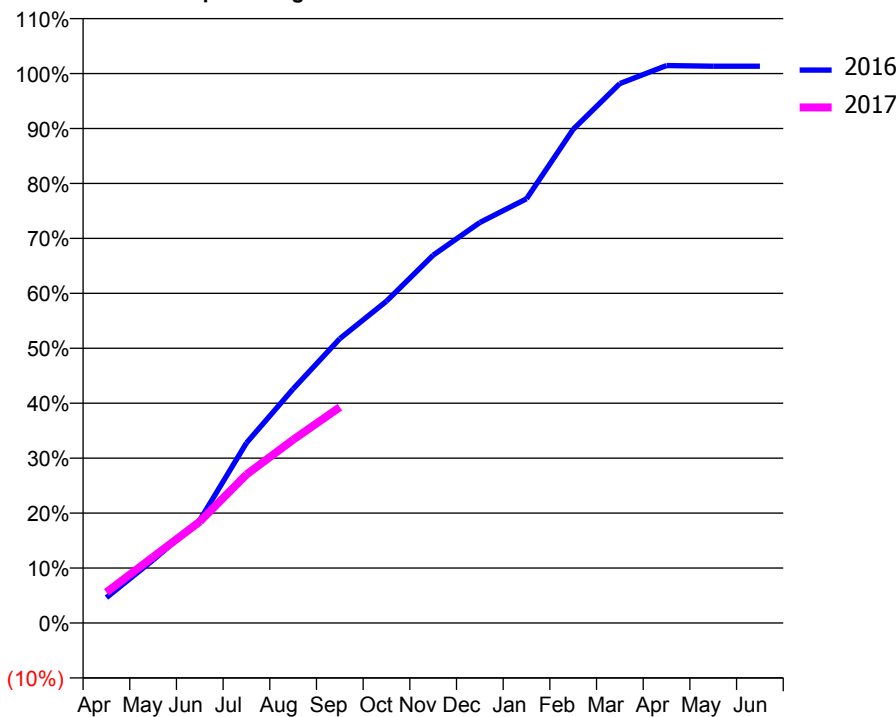
### ACCESS\*

Patients seen in 24 months	Total	Change since previous quarter
Quarter ending September 2015	4,658	
Quarter ending December 2015	4,612	→
Quarter ending March 2016	4,467	↓
Quarter ending June 2016	4,373	↓
Quarter ending September 2016	4,251	↓
<b>Variance since September 2015</b>	<b>(8.7%)</b>	<b>↓</b>



### ACTIVITY

Cumulative percentage of contracted UDA delivered 2016 & 2017



Adjusted Scheduled Activity (UDA)

Month	2016	2017
April	532	645
May	1,320	1,386
June	2,156	2,125
July	3,774	3,114
August	4,907	3,842
September	5,962	4,525
October	6,746	
November	7,712	
December	8,397	
January	8,894	
February	10,350	
March	11,309	
April	11,687	
May	11,674	
June	11,674	

### QUALITY

	Quantity	Base Number	Contract	AT	Region	England
% of FP17s for the same patient ID Re-attending within 3 months - Children	51	943	5.4%	9.8%	11.8%	12.4%
% of FP17s for the same patient ID Re-attending within 3 months - Adults	246	1,773	13.9%	15.8%	16.6%	16.7%
% of FP17s for the same patient ID Re-attending between 3 & 9 months - Children	577	943	61.2%	59.0%	60.2%	57.4%
% of FP17s for the same patient ID Re-attending between 3 & 9 months - Adults	968	1,773	54.6%	50.9%	52.0%	50.5%
% of FP17s for Band 1 Urgent Courses	280	2,521	11.1%	9.5%	9.4%	9.1%
% of FP17s Relating to Free Repair or Replacements	21	2,521	0.8%	0.6%	0.7%	0.8%
% of FP17s Relating to Continuations	2	2,521	0.1%	1.1%	1.2%	1.3%
% of Patients satisfied with the dentistry they have received	2	2	N/A	94.8%	93.6%	93.2%
% of Patients satisfied with the time they had to wait for an appointment	1	2	N/A	91.7%	89.1%	89.0%

\* This is based on patients treated on this contract for their most recent course of treatment. Figures in italics indicate the base number of FP17s or Patient Questionnaire responses are less than 100. N/A is shown where the base number of responses is less than 10 during the period. % is calculated as Quantity/Base number\*100

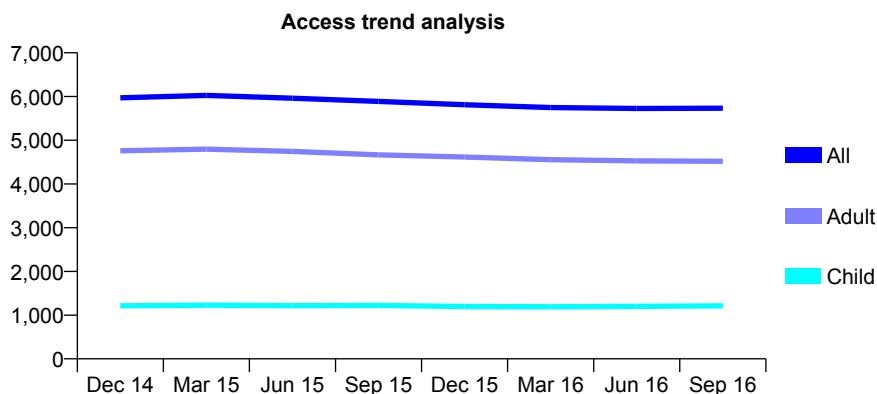
## Q68 - Vital Signs At a Glance Contract Report for 101281/0040 - September 2016

Name or company name	OASIS DENTAL CARE LTD
Contract type name	GDS Contract
Purpose of contract	General
Contract start date	01/04/2006
Contract end date	

16/17 Contracted general activity (UDA)	16,400
Carry forward general activity (UDA)	0
16/17 Contracted orthodontic activity (UOA)	0
Carry forward orthodontic activity (UOA)	0
Baseline contract value	£406,765.27

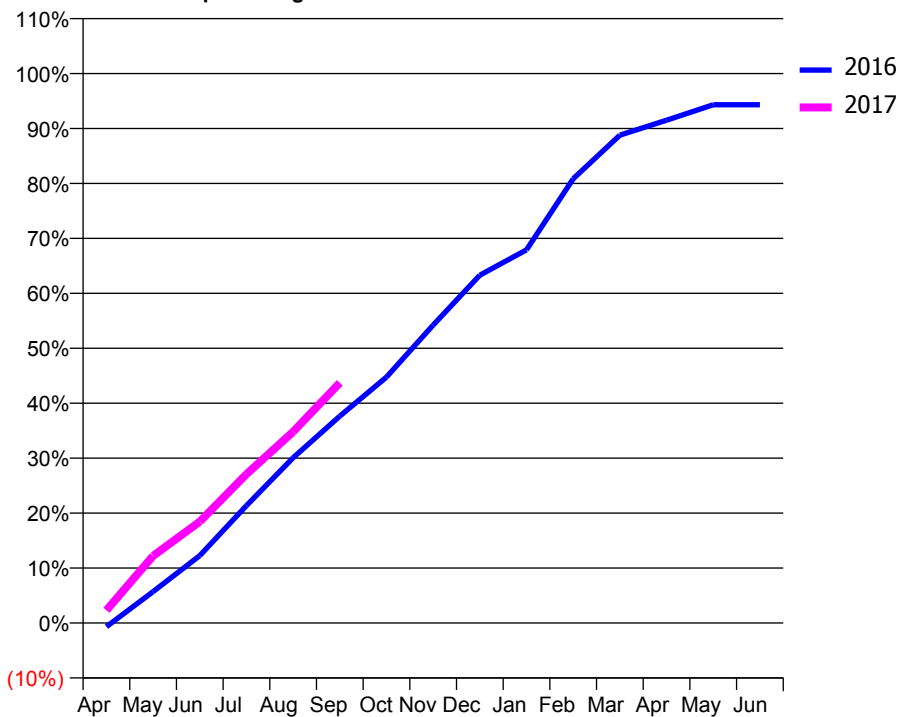
### ACCESS\*

Patients seen in 24 months	Total	Change since previous quarter
Quarter ending September 2015	5,888	
Quarter ending December 2015	5,813	↓
Quarter ending March 2016	5,748	↓
Quarter ending June 2016	5,728	→
Quarter ending September 2016	5,732	→
<b>Variance since September 2015</b>	<b>(2.6%)</b>	<b>↓</b>



### ACTIVITY

Cumulative percentage of contracted UDA delivered 2016 & 2017



Month	Adjusted Scheduled Activity (UDA)	
	2016	2017
April	-112	380
May	938	2,004
June	2,013	3,027
July	3,504	4,444
August	4,931	5,708
September	6,176	7,171
October	7,342	
November	8,893	
December	10,382	
January	11,137	
February	13,260	
March	14,561	
April	15,006	
May	15,469	
June	15,469	

### QUALITY

	Quantity	Base Number	Contract	AT	Region	England
% of FP17s for the same patient ID Re-attending within 3 months - Children	65	1,000	6.5%	9.8%	11.8%	12.4%
% of FP17s for the same patient ID Re-attending within 3 months - Adults	497	3,125	15.9%	15.8%	16.6%	16.7%
% of FP17s for the same patient ID Re-attending between 3 & 9 months - Children	664	1,000	66.4%	59.0%	60.2%	57.4%
% of FP17s for the same patient ID Re-attending between 3 & 9 months - Adults	1,620	3,125	51.8%	50.9%	52.0%	50.5%
% of FP17s for Band 1 Urgent Courses	509	3,713	13.7%	9.5%	9.4%	9.1%
% of FP17s Relating to Free Repair or Replacements	122	3,713	3.3%	0.6%	0.7%	0.8%
% of FP17s Relating to Continuations	2	3,713	0.1%	1.1%	1.2%	1.3%
% of Patients satisfied with the dentistry they have received	4	4	N/A	94.8%	93.6%	93.2%
% of Patients satisfied with the time they had to wait for an appointment	3	4	N/A	91.7%	89.1%	89.0%

\* This is based on patients treated on this contract for their most recent course of treatment. Figures in italics indicate the base number of FP17s or Patient Questionnaire responses are less than 100. N/A is shown where the base number of responses is less than 10 during the period. % is calculated as Quantity/Base number\*100

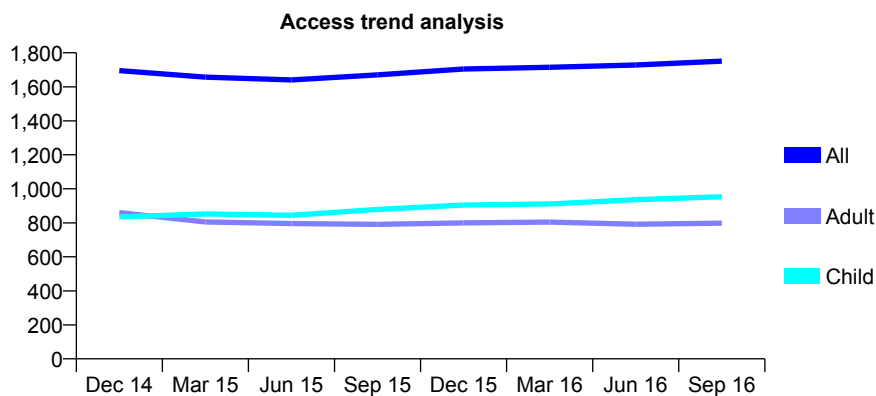
## Q68 - Vital Signs At a Glance Contract Report for 101281/0056 - September 2016

Name or company name	OASIS DENTAL CARE LTD
Contract type name	GDS Contract
Purpose of contract	General
Contract start date	01/04/2006
Contract end date	

16/17 Contracted general activity (UDA)	3,474
Carry forward general activity (UDA)	-42
16/17 Contracted orthodontic activity (UOA)	0
Carry forward orthodontic activity (UOA)	0
Baseline contract value	£82,391.95

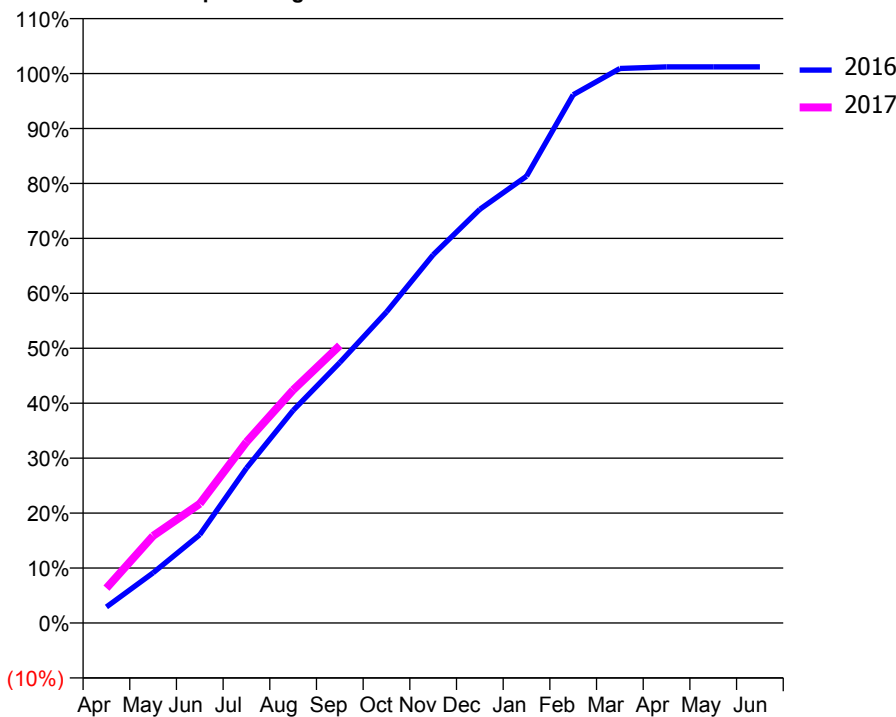
### ACCESS\*

Patients seen in 24 months	Total	Change since previous quarter
Quarter ending September 2015	1,670	
Quarter ending December 2015	1,705	↑
Quarter ending March 2016	1,715	→
Quarter ending June 2016	1,728	→
Quarter ending September 2016	1,751	→
<b>Variance since September 2015</b>	<b>4.9%</b>	<b>↑</b>



### ACTIVITY

Cumulative percentage of contracted UDA delivered 2016 & 2017



Adjusted Scheduled Activity (UDA)

Month	2016	2017
April	102	221
May	318	551
June	558	754
July	979	1,144
August	1,344	1,473
September	1,647	1,754
October	1,966	
November	2,328	
December	2,616	
January	2,825	
February	3,340	
March	3,506	
April	3,516	
May	3,516	
June	3,516	

### QUALITY

	Quantity	Base Number	Contract	AT	Region	England
% of FP17s for the same patient ID Re-attending within 3 months - Children	47	708	6.6%	9.8%	11.8%	12.4%
% of FP17s for the same patient ID Re-attending within 3 months - Adults	40	405	9.9%	15.8%	16.6%	16.7%
% of FP17s for the same patient ID Re-attending between 3 & 9 months - Children	363	708	51.3%	59.0%	60.2%	57.4%
% of FP17s for the same patient ID Re-attending between 3 & 9 months - Adults	144	405	35.6%	50.9%	52.0%	50.5%
% of FP17s for Band 1 Urgent Courses	57	1,107	5.1%	9.5%	9.4%	9.1%
% of FP17s Relating to Free Repair or Replacements	0	1,107	0.0%	0.6%	0.7%	0.8%
% of FP17s Relating to Continuations	20	1,107	1.8%	1.1%	1.2%	1.3%
% of Patients satisfied with the dentistry they have received	1	1	N/A	94.8%	93.6%	93.2%
% of Patients satisfied with the time they had to wait for an appointment	1	1	N/A	91.7%	89.1%	89.0%

\* This is based on patients treated on this contract for their most recent course of treatment. Figures in italics indicate the base number of FP17s or Patient Questionnaire responses are less than 100. N/A is shown where the base number of responses is less than 10 during the period. % is calculated as Quantity/Base number\*100

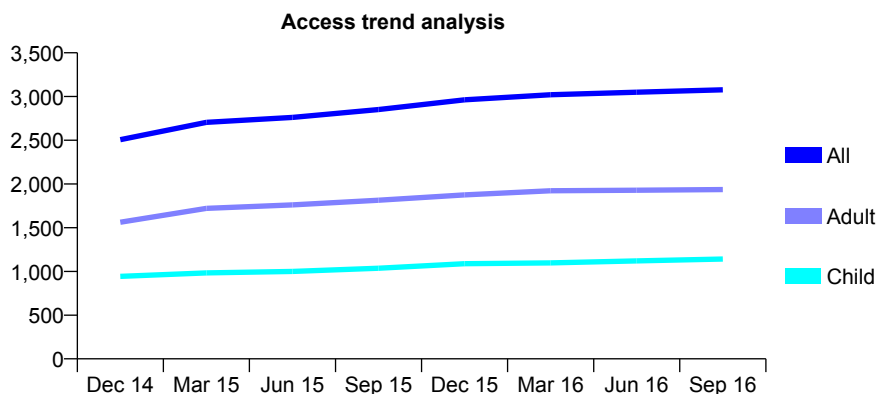
## Q68 - Vital Signs At a Glance Contract Report for 101281/0057 - September 2016

Name or company name	OASIS DENTAL CARE LTD
Contract type name	GDS Contract
Purpose of contract	General
Contract start date	01/04/2006
Contract end date	

16/17 Contracted general activity (UDA)	7,181
Carry forward general activity (UDA)	101
16/17 Contracted orthodontic activity (UOA)	0
Carry forward orthodontic activity (UOA)	0
Baseline contract value	£177,870.85

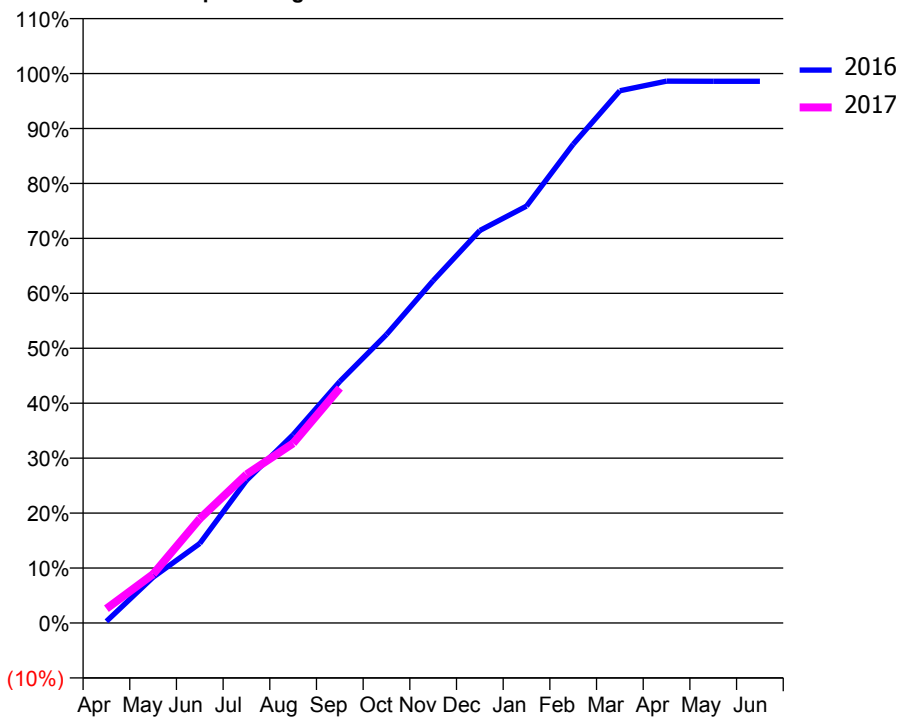
### ACCESS\*

Patients seen in 24 months	Total	Change since previous quarter
Quarter ending September 2015	2,851	
Quarter ending December 2015	2,963	↑
Quarter ending March 2016	3,021	→
Quarter ending June 2016	3,049	→
Quarter ending September 2016	3,077	→
<b>Variance since September 2015</b>	<b>7.9%</b>	<b>↑</b>



### ACTIVITY

Cumulative percentage of contracted UDA delivered 2016 & 2017



Month	Adjusted Scheduled Activity (UDA)	
	2016	2017
April	22	187
May	598	638
June	1,039	1,364
July	1,864	1,943
August	2,461	2,348
September	3,156	3,071
October	3,770	
November	4,474	
December	5,129	
January	5,448	
February	6,257	
March	6,955	
April	7,081	
May	7,080	
June	7,080	

### QUALITY

	Quantity	Base Number	Contract	AT	Region	England
% of FP17s for the same patient ID Re-attending within 3 months - Children	51	863	5.9%	9.8%	11.8%	12.4%
% of FP17s for the same patient ID Re-attending within 3 months - Adults	187	1,307	14.3%	15.8%	16.6%	16.7%
% of FP17s for the same patient ID Re-attending between 3 & 9 months - Children	578	863	67.0%	59.0%	60.2%	57.4%
% of FP17s for the same patient ID Re-attending between 3 & 9 months - Adults	720	1,307	55.1%	50.9%	52.0%	50.5%
% of FP17s for Band 1 Urgent Courses	204	2,080	9.8%	9.5%	9.4%	9.1%
% of FP17s Relating to Free Repair or Replacements	8	2,080	0.4%	0.6%	0.7%	0.8%
% of FP17s Relating to Continuations	11	2,080	0.5%	1.1%	1.2%	1.3%
% of Patients satisfied with the dentistry they have received	0	0	N/A	94.8%	93.6%	93.2%
% of Patients satisfied with the time they had to wait for an appointment	0	0	N/A	91.7%	89.1%	89.0%

\* This is based on patients treated on this contract for their most recent course of treatment. Figures in italics indicate the base number of FP17s or Patient Questionnaire responses are less than 100. N/A is shown where the base number of responses is less than 10 during the period. % is calculated as Quantity/Base number\*100

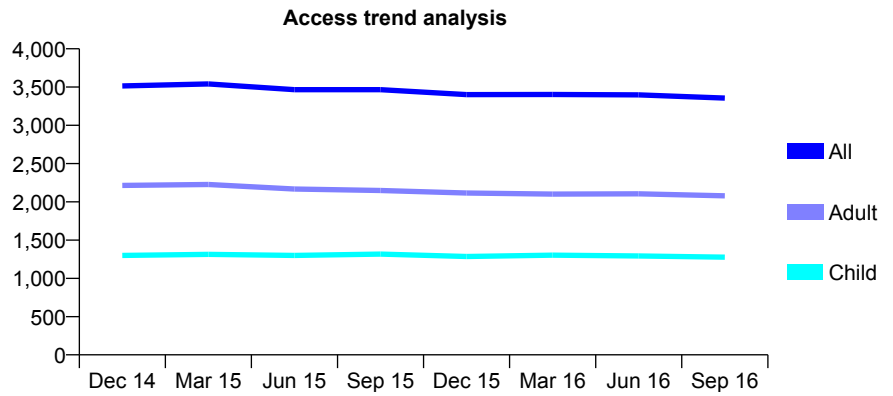
## Q68 - Vital Signs At a Glance Contract Report for 101281/0090 - September 2016

Name or company name	OASIS DENTAL CARE LTD
Contract type name	GDS Contract
Purpose of contract	General
Contract start date	01/04/2006
Contract end date	

16/17 Contracted general activity (UDA)	7,650
Carry forward general activity (UDA)	-87
16/17 Contracted orthodontic activity (UOA)	0
Carry forward orthodontic activity (UOA)	0
Baseline contract value	£193,120.01

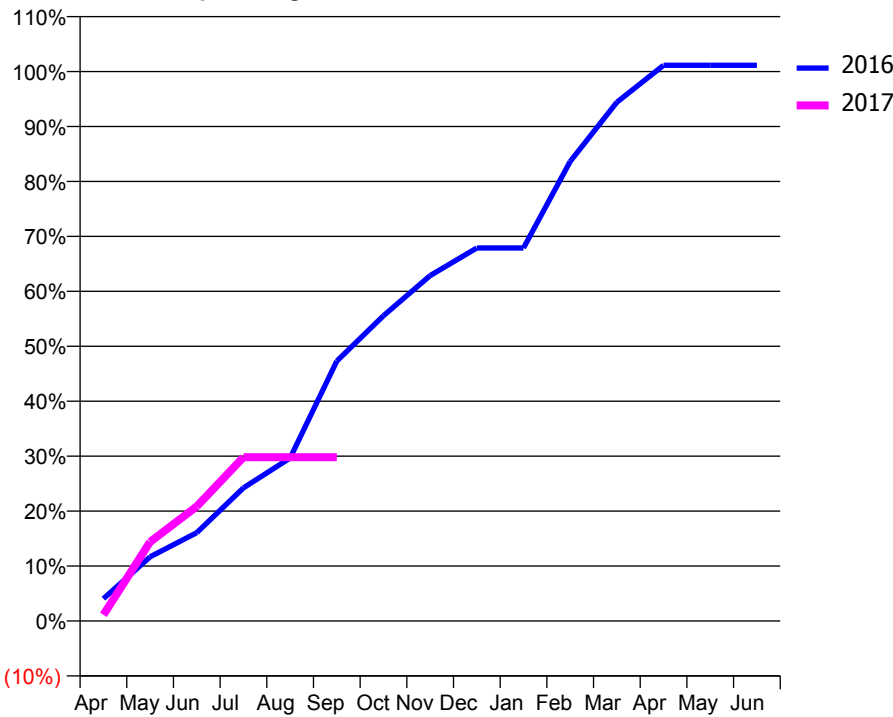
### ACCESS\*

Patients seen in 24 months	Total	Change since previous quarter
Quarter ending September 2015	3,465	
Quarter ending December 2015	3,401	↓
Quarter ending March 2016	3,403	→
Quarter ending June 2016	3,398	→
Quarter ending September 2016	3,356	↓
<b>Variance since September 2015</b>	<b>(3.1%)</b>	<b>↓</b>



### ACTIVITY

Cumulative percentage of contracted UDA delivered 2016 & 2017



Month	Adjusted Scheduled Activity (UDA)	
	2016	2017
April	311	87
May	894	1,102
June	1,230	1,595
July	1,854	2,280
August	2,270	2,280
September	3,618	2,280
October	4,250	
November	4,809	
December	5,193	
January	5,193	
February	6,399	
March	7,222	
April	7,736	
May	7,737	
June	7,737	

### QUALITY

	Quantity	Base Number	Contract	AT	Region	England
% of FP17s for the same patient ID Re-attending within 3 months - Children	44	636	6.9%	9.8%	11.8%	12.4%
% of FP17s for the same patient ID Re-attending within 3 months - Adults	180	1,009	17.8%	15.8%	16.6%	16.7%
% of FP17s for the same patient ID Re-attending between 3 & 9 months - Children	368	636	57.9%	59.0%	60.2%	57.4%
% of FP17s for the same patient ID Re-attending between 3 & 9 months - Adults	458	1,009	45.4%	50.9%	52.0%	50.5%
% of FP17s for Band 1 Urgent Courses	144	1,373	10.5%	9.5%	9.4%	9.1%
% of FP17s Relating to Free Repair or Replacements	5	1,373	0.4%	0.6%	0.7%	0.8%
% of FP17s Relating to Continuations	44	1,373	3.2%	1.1%	1.2%	1.3%
% of Patients satisfied with the dentistry they have received	0	0	N/A	94.8%	93.6%	93.2%
% of Patients satisfied with the time they had to wait for an appointment	0	0	N/A	91.7%	89.1%	89.0%

\* This is based on patients treated on this contract for their most recent course of treatment. Figures in italics indicate the base number of FP17s or Patient Questionnaire responses are less than 100. N/A is shown where the base number of responses is less than 10 during the period. % is calculated as Quantity/Base number\*100

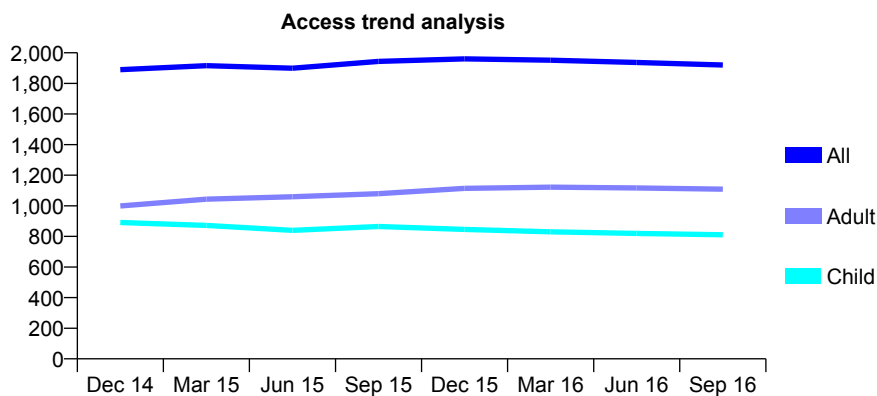
## Q68 - Vital Signs At a Glance Contract Report for 101281/0123 - September 2016

Name or company name	OASIS DENTAL CARE LTD
Contract type name	GDS Contract
Purpose of contract	General
Contract start date	01/04/2006
Contract end date	

16/17 Contracted general activity (UDA)	5,664
Carry forward general activity (UDA)	-35
16/17 Contracted orthodontic activity (UOA)	0
Carry forward orthodontic activity (UOA)	0
Baseline contract value	£122,774.30

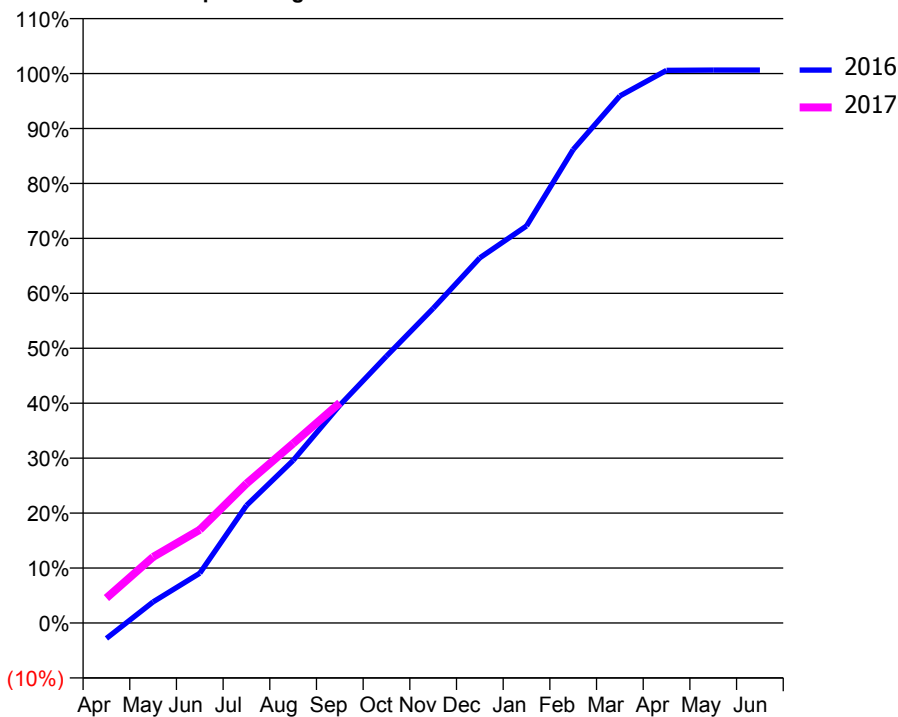
### ACCESS\*

Patients seen in 24 months	Total	Change since previous quarter
Quarter ending September 2015	1,944	
Quarter ending December 2015	1,960	→
Quarter ending March 2016	1,952	→
Quarter ending June 2016	1,937	→
Quarter ending September 2016	1,920	→
<b>Variance since September 2015</b>	<b>(1.2%)</b>	<b>↓</b>



### ACTIVITY

Cumulative percentage of contracted UDA delivered 2016 & 2017



Adjusted Scheduled Activity (UDA)

Month	2016	2017
April	-161	258
May	218	681
June	514	961
July	1,212	1,437
August	1,677	1,851
September	2,245	2,269
October	2,751	
November	3,243	
December	3,764	
January	4,092	
February	4,881	
March	5,433	
April	5,697	
May	5,699	
June	5,699	

### QUALITY

	Quantity	Base Number	Contract	AT	Region	England
% of FP17s for the same patient ID Re-attending within 3 months - Children	48	652	7.4%	9.8%	11.8%	12.4%
% of FP17s for the same patient ID Re-attending within 3 months - Adults	91	683	13.3%	15.8%	16.6%	16.7%
% of FP17s for the same patient ID Re-attending between 3 & 9 months - Children	426	652	65.3%	59.0%	60.2%	57.4%
% of FP17s for the same patient ID Re-attending between 3 & 9 months - Adults	430	683	63.0%	50.9%	52.0%	50.5%
% of FP17s for Band 1 Urgent Courses	47	1,208	3.9%	9.5%	9.4%	9.1%
% of FP17s Relating to Free Repair or Replacements	0	1,208	0.0%	0.6%	0.7%	0.8%
% of FP17s Relating to Continuations	21	1,208	1.7%	1.1%	1.2%	1.3%
% of Patients satisfied with the dentistry they have received	1	1	N/A	94.8%	93.6%	93.2%
% of Patients satisfied with the time they had to wait for an appointment	1	1	N/A	91.7%	89.1%	89.0%

\* This is based on patients treated on this contract for their most recent course of treatment. Figures in italics indicate the base number of FP17s or Patient Questionnaire responses are less than 100. N/A is shown where the base number of responses is less than 10 during the period. % is calculated as Quantity/Base number\*100

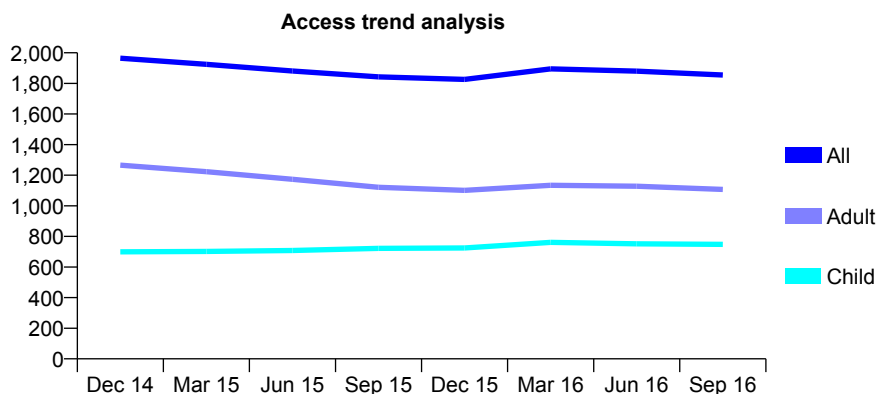
## Q68 - Vital Signs At a Glance Contract Report for 101281/0137 - September 2016

Name or company name	OASIS DENTAL CARE LTD
Contract type name	GDS Contract
Purpose of contract	General
Contract start date	01/04/2006
Contract end date	

16/17 Contracted general activity (UDA)	6,000
Carry forward general activity (UDA)	34
16/17 Contracted orthodontic activity (UOA)	0
Carry forward orthodontic activity (UOA)	0
Baseline contract value	£159,438.61

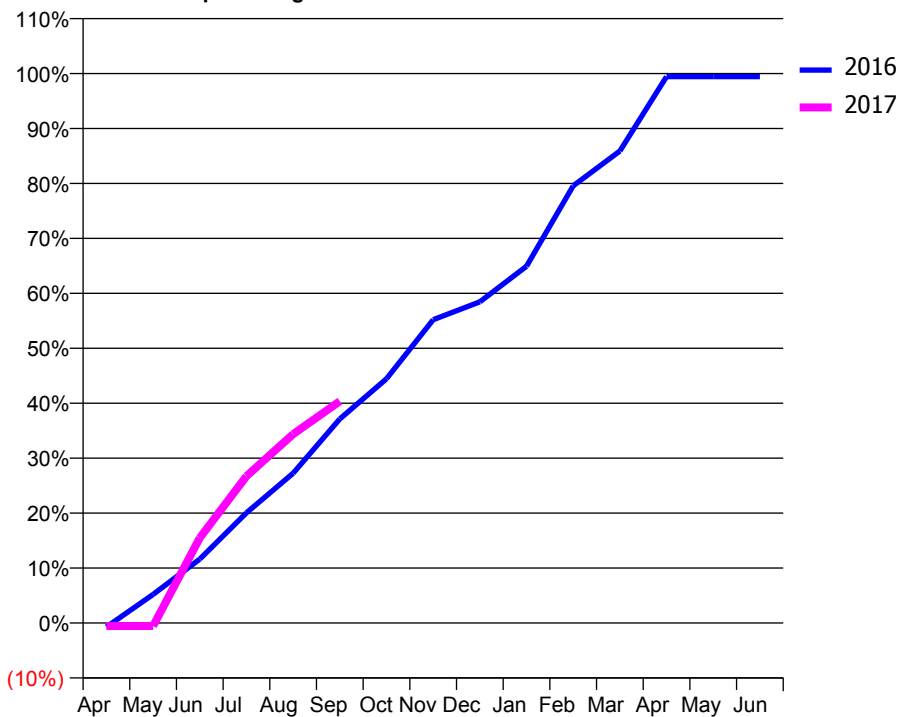
### ACCESS\*

Patients seen in 24 months	Total	Change since previous quarter
Quarter ending September 2015	1,843	
Quarter ending December 2015	1,826	→
Quarter ending March 2016	1,895	↑
Quarter ending June 2016	1,880	→
Quarter ending September 2016	1,855	↓
<b>Variance since September 2015</b>	<b>0.7%</b>	<b>→</b>



### ACTIVITY

Cumulative percentage of contracted UDA delivered 2016 & 2017



Month	Adjusted Scheduled Activity (UDA)	
	2016	2017
April	-45	-34
May	312	-34
June	699	930
July	1,204	1,604
August	1,635	2,063
September	2,228	2,422
October	2,666	
November	3,312	
December	3,506	
January	3,896	
February	4,774	
March	5,154	
April	5,966	
May	5,966	
June	5,966	

### QUALITY

	Quantity	Base Number	Contract	AT	Region	England
% of FP17s for the same patient ID Re-attending within 3 months - Children	40	646	6.2%	9.8%	11.8%	12.4%
% of FP17s for the same patient ID Re-attending within 3 months - Adults	120	793	15.1%	15.8%	16.6%	16.7%
% of FP17s for the same patient ID Re-attending between 3 & 9 months - Children	472	646	73.1%	59.0%	60.2%	57.4%
% of FP17s for the same patient ID Re-attending between 3 & 9 months - Adults	494	793	62.3%	50.9%	52.0%	50.5%
% of FP17s for Band 1 Urgent Courses	75	1,107	6.8%	9.5%	9.4%	9.1%
% of FP17s Relating to Free Repair or Replacements	10	1,107	0.9%	0.6%	0.7%	0.8%
% of FP17s Relating to Continuations	10	1,107	0.9%	1.1%	1.2%	1.3%
% of Patients satisfied with the dentistry they have received	1	1	N/A	94.8%	93.6%	93.2%
% of Patients satisfied with the time they had to wait for an appointment	1	1	N/A	91.7%	89.1%	89.0%

\* This is based on patients treated on this contract for their most recent course of treatment. Figures in italics indicate the base number of FP17s or Patient Questionnaire responses are less than 100. N/A is shown where the base number of responses is less than 10 during the period. % is calculated as Quantity/Base number\*100



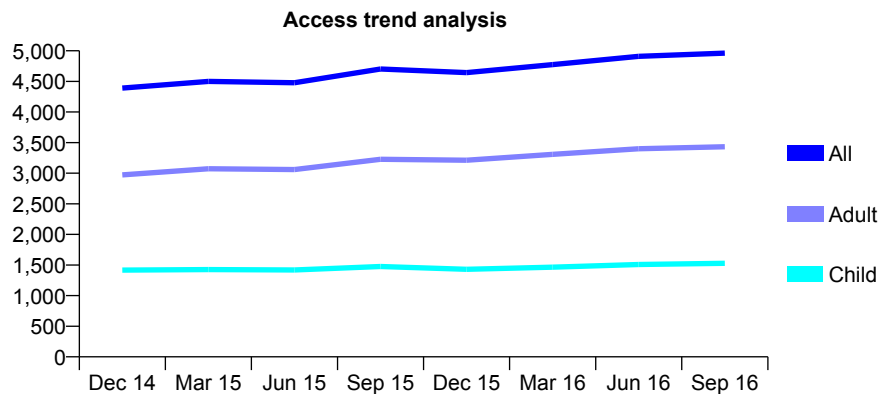
## Q68 - Vital Signs At a Glance Contract Report for 101281/0140 - September 2016

Name or company name	OASIS DENTAL CARE LTD
Contract type name	GDS Contract
Purpose of contract	General
Contract start date	01/04/2006
Contract end date	

16/17 Contracted general activity (UDA)	13,000
Carry forward general activity (UDA)	-54
16/17 Contracted orthodontic activity (UOA)	0
Carry forward orthodontic activity (UOA)	0
Baseline contract value	£304,550.08

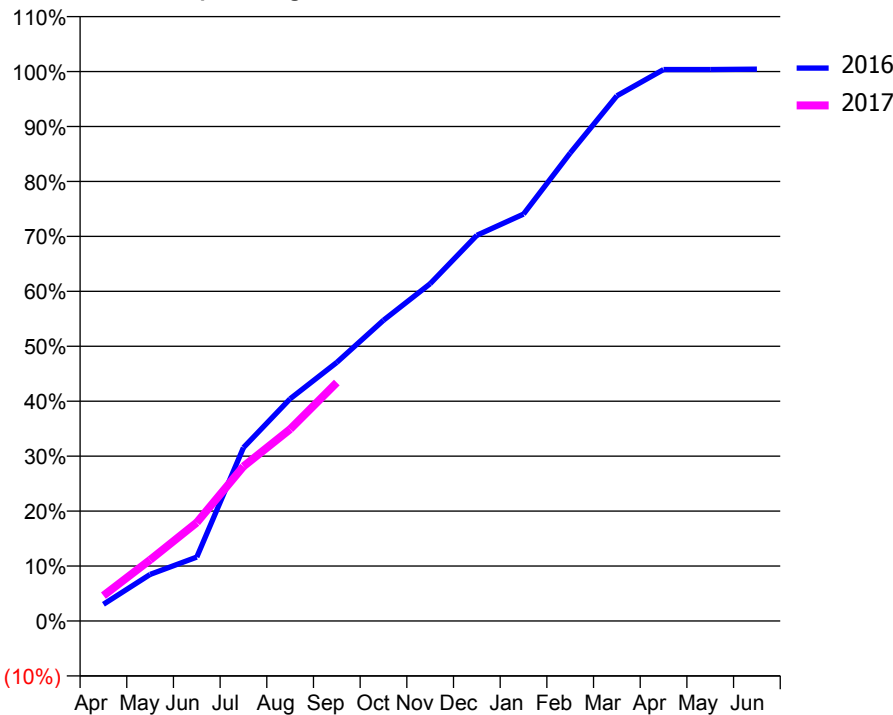
### ACCESS\*

Patients seen in 24 months	Total	Change since previous quarter
Quarter ending September 2015	4,703	
Quarter ending December 2015	4,644	↓
Quarter ending March 2016	4,774	↑
Quarter ending June 2016	4,909	↑
Quarter ending September 2016	4,961	→
<b>Variance since September 2015</b>	<b>5.5%</b>	<b>↑</b>



### ACTIVITY

Cumulative percentage of contracted UDA delivered 2016 & 2017



Month	Adjusted Scheduled Activity (UDA)	
	2016	2017
April	397	600
May	1,103	1,446
June	1,511	2,329
July	4,101	3,657
August	5,257	4,538
September	6,117	5,644
October	7,115	
November	7,981	
December	9,125	
January	9,625	
February	11,070	
March	12,425	
April	13,045	
May	13,045	
June	13,054	

### QUALITY

	Quantity	Base Number	Contract	AT	Region	England
% of FP17s for the same patient ID Re-attending within 3 months - Children	64	1,265	5.1%	9.8%	11.8%	12.4%
% of FP17s for the same patient ID Re-attending within 3 months - Adults	286	2,282	12.5%	15.8%	16.6%	16.7%
% of FP17s for the same patient ID Re-attending between 3 & 9 months - Children	822	1,265	65.0%	59.0%	60.2%	57.4%
% of FP17s for the same patient ID Re-attending between 3 & 9 months - Adults	1,260	2,282	55.2%	50.9%	52.0%	50.5%
% of FP17s for Band 1 Urgent Courses	238	3,214	7.4%	9.5%	9.4%	9.1%
% of FP17s Relating to Free Repair or Replacements	8	3,214	0.2%	0.6%	0.7%	0.8%
% of FP17s Relating to Continuations	34	3,214	1.1%	1.1%	1.2%	1.3%
% of Patients satisfied with the dentistry they have received	1	1	N/A	94.8%	93.6%	93.2%
% of Patients satisfied with the time they had to wait for an appointment	1	1	N/A	91.7%	89.1%	89.0%

\* This is based on patients treated on this contract for their most recent course of treatment. Figures in italics indicate the base number of FP17s or Patient Questionnaire responses are less than 100. N/A is shown where the base number of responses is less than 10 during the period. % is calculated as Quantity/Base number\*100

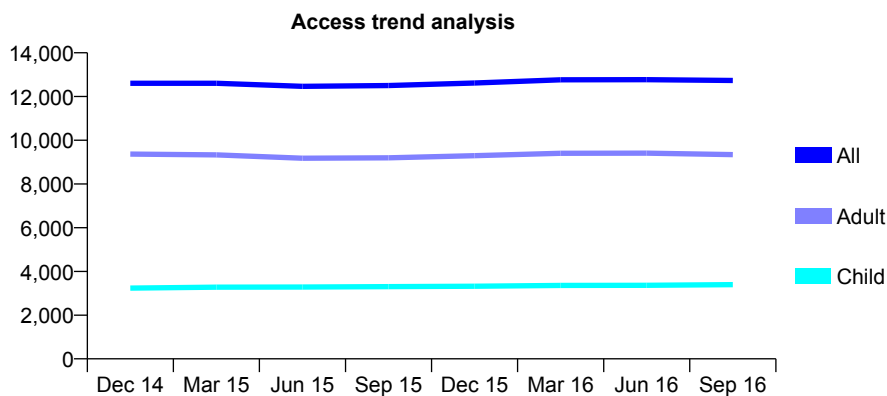
## Q68 - Vital Signs At a Glance Contract Report for 101281/0163 - September 2016

Name or company name	OASIS DENTAL CARE LTD
Contract type name	GDS Contract
Purpose of contract	General
Contract start date	01/11/2006
Contract end date	

16/17 Contracted general activity (UDA)	37,431
Carry forward general activity (UDA)	-249
16/17 Contracted orthodontic activity (UOA)	0
Carry forward orthodontic activity (UOA)	0
Baseline contract value	£870,944.12

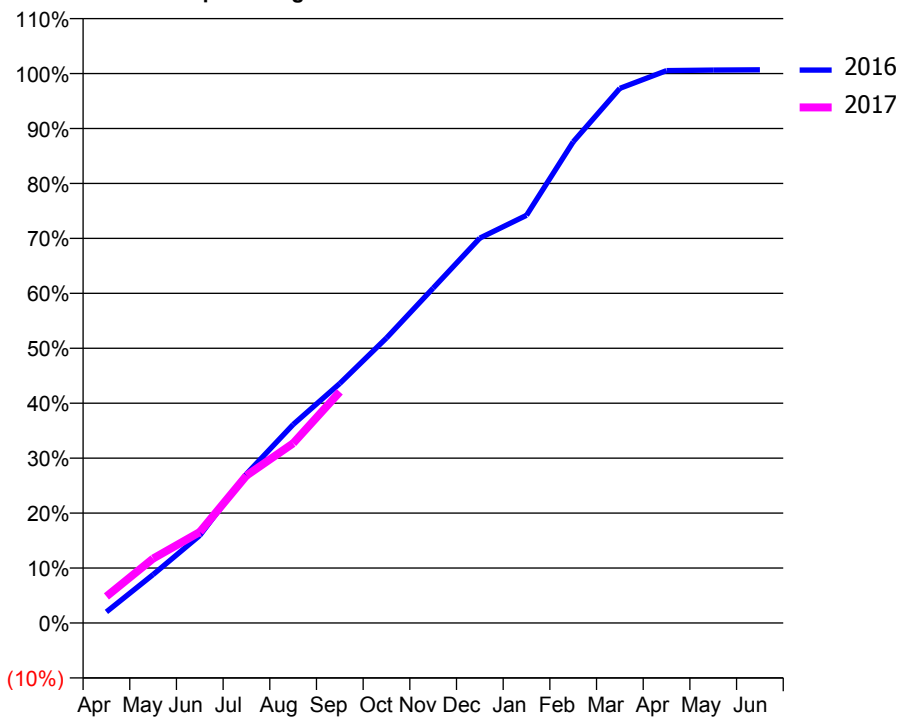
### ACCESS\*

Patients seen in 24 months	Total	Change since previous quarter
Quarter ending September 2015	12,501	
Quarter ending December 2015	12,617	→
Quarter ending March 2016	12,762	→
Quarter ending June 2016	12,772	→
Quarter ending September 2016	12,734	→
<b>Variance since September 2015</b>	<b>1.9%</b>	<b>→</b>



### ACTIVITY

Cumulative percentage of contracted UDA delivered 2016 & 2017



Month	Adjusted Scheduled Activity (UDA)	
	2016	2017
April	755	1,812
May	3,302	4,395
June	5,960	6,197
July	10,153	10,041
August	13,517	12,237
September	16,321	15,745
October	19,415	
November	22,808	
December	26,220	
January	27,777	
February	32,774	
March	36,421	
April	37,625	
May	37,663	
June	37,680	

### QUALITY

	Quantity	Base Number	Contract	AT	Region	England
% of FP17s for the same patient ID Re-attending within 3 months - Children	182	2,662	6.8%	9.8%	11.8%	12.4%
% of FP17s for the same patient ID Re-attending within 3 months - Adults	1,071	6,763	15.8%	15.8%	16.6%	16.7%
% of FP17s for the same patient ID Re-attending between 3 & 9 months - Children	1,714	2,662	64.4%	59.0%	60.2%	57.4%
% of FP17s for the same patient ID Re-attending between 3 & 9 months - Adults	4,026	6,763	59.5%	50.9%	52.0%	50.5%
% of FP17s for Band 1 Urgent Courses	768	8,696	8.8%	9.5%	9.4%	9.1%
% of FP17s Relating to Free Repair or Replacements	59	8,696	0.7%	0.6%	0.7%	0.8%
% of FP17s Relating to Continuations	47	8,696	0.5%	1.1%	1.2%	1.3%
% of Patients satisfied with the dentistry they have received	7	7	N/A	94.8%	93.6%	93.2%
% of Patients satisfied with the time they had to wait for an appointment	6	7	N/A	91.7%	89.1%	89.0%

\* This is based on patients treated on this contract for their most recent course of treatment. Figures in italics indicate the base number of FP17s or Patient Questionnaire responses are less than 100. N/A is shown where the base number of responses is less than 10 during the period. % is calculated as Quantity/Base number\*100

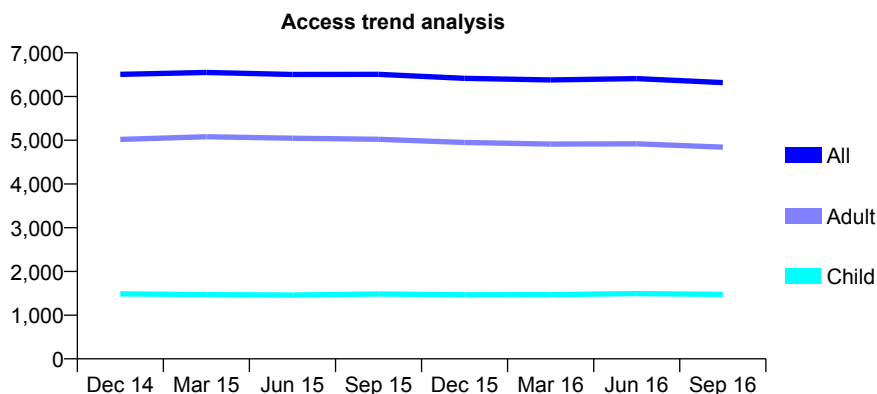
## Q68 - Vital Signs At a Glance Contract Report for 101281/0177 - September 2016

Name or company name	OASIS DENTAL CARE LTD
Contract type name	Pilot Contract
Purpose of contract	General
Contract start date	01/03/2008
Contract end date	31/03/2018

16/17 Contracted general activity (UDA)	25,911
Carry forward general activity (UDA)	0
16/17 Contracted orthodontic activity (UOA)	0
Carry forward orthodontic activity (UOA)	0
Baseline contract value	£653,308.24

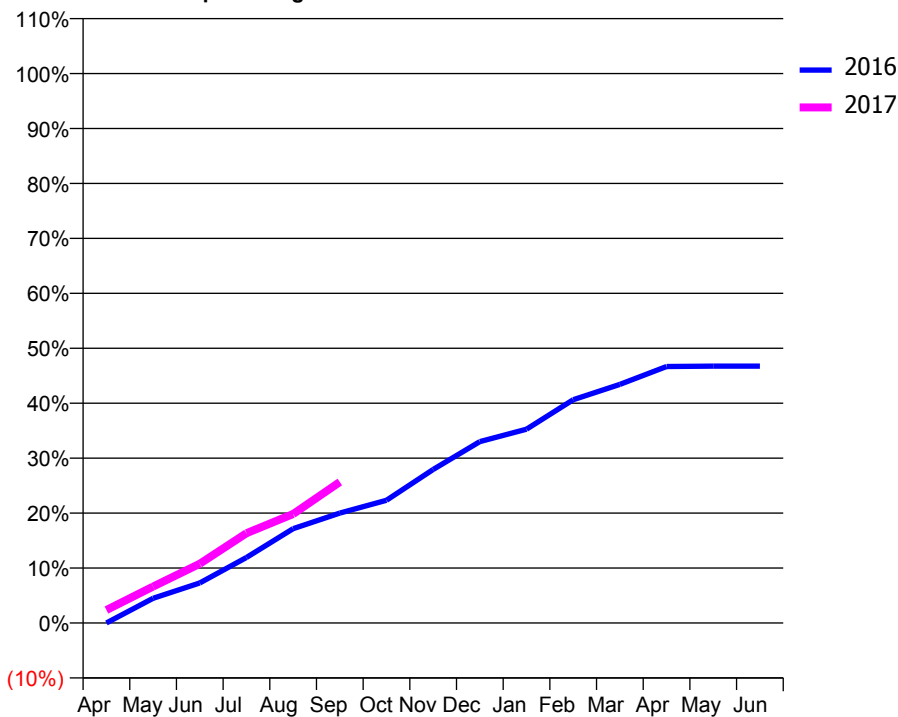
### ACCESS\*

Patients seen in 24 months	Total	Change since previous quarter
Quarter ending September 2015	6,506	
Quarter ending December 2015	6,415	↓
Quarter ending March 2016	6,379	→
Quarter ending June 2016	6,411	→
Quarter ending September 2016	6,317	↓
<b>Variance since September 2015</b>	<b>(2.9%)</b>	<b>↓</b>



### ACTIVITY

Cumulative percentage of contracted UDA delivered 2016 & 2017



Month	Adjusted Scheduled Activity (UDA)	
	2016	2017
April	0	614
May	1,165	1,719
June	1,890	2,796
July	3,088	4,233
August	4,447	5,139
September	5,185	6,652
October	5,786	
November	7,240	
December	8,552	
January	9,138	
February	10,529	
March	11,252	
April	12,092	
May	12,111	
June	12,113	

### QUALITY

	Quantity	Base Number	Contract	AT	Region	England
% of FP17s for the same patient ID Re-attending within 3 months - Children	57	1,104	5.2%	9.8%	11.8%	12.4%
% of FP17s for the same patient ID Re-attending within 3 months - Adults	630	3,569	17.7%	15.8%	16.6%	16.7%
% of FP17s for the same patient ID Re-attending between 3 & 9 months - Children	576	1,104	52.2%	59.0%	60.2%	57.4%
% of FP17s for the same patient ID Re-attending between 3 & 9 months - Adults	1,481	3,569	41.5%	50.9%	52.0%	50.5%
% of FP17s for Band 1 Urgent Courses	527	3,840	13.7%	9.5%	9.4%	9.1%
% of FP17s Relating to Free Repair or Replacements	27	3,840	0.7%	0.6%	0.7%	0.8%
% of FP17s Relating to Continuations	41	3,840	1.1%	1.1%	1.2%	1.3%
% of Patients satisfied with the dentistry they have received	4	4	N/A	94.8%	93.6%	93.2%
% of Patients satisfied with the time they had to wait for an appointment	4	4	N/A	91.7%	89.1%	89.0%

\* This is based on patients treated on this contract for their most recent course of treatment. Figures in italics indicate the base number of FP17s or Patient Questionnaire responses are less than 100. N/A is shown where the base number of responses is less than 10 during the period. % is calculated as Quantity/Base number\*100

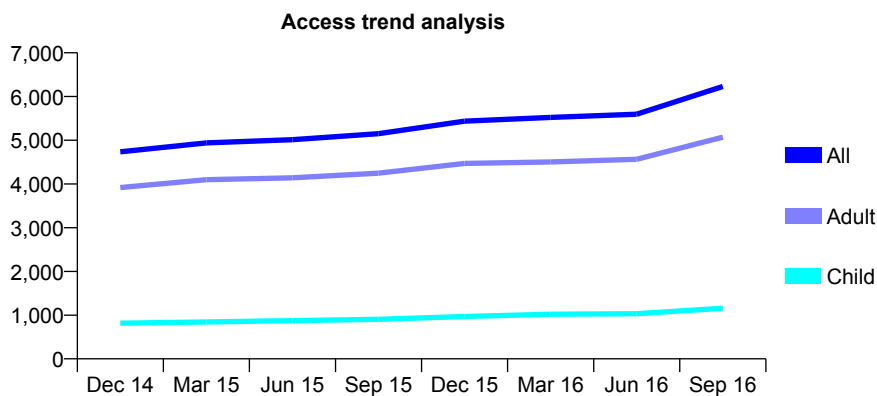
## Q68 - Vital Signs At a Glance Contract Report for 101281/0231 - September 2016

Name or company name	OASIS DENTAL CARE LTD
Contract type name	GDS Contract
Purpose of contract	General
Contract start date	01/04/2011
Contract end date	

16/17 Contracted general activity (UDA)	26,836
Carry forward general activity (UDA)	0
16/17 Contracted orthodontic activity (UOA)	0
Carry forward orthodontic activity (UOA)	0
Baseline contract value	£684,180.46

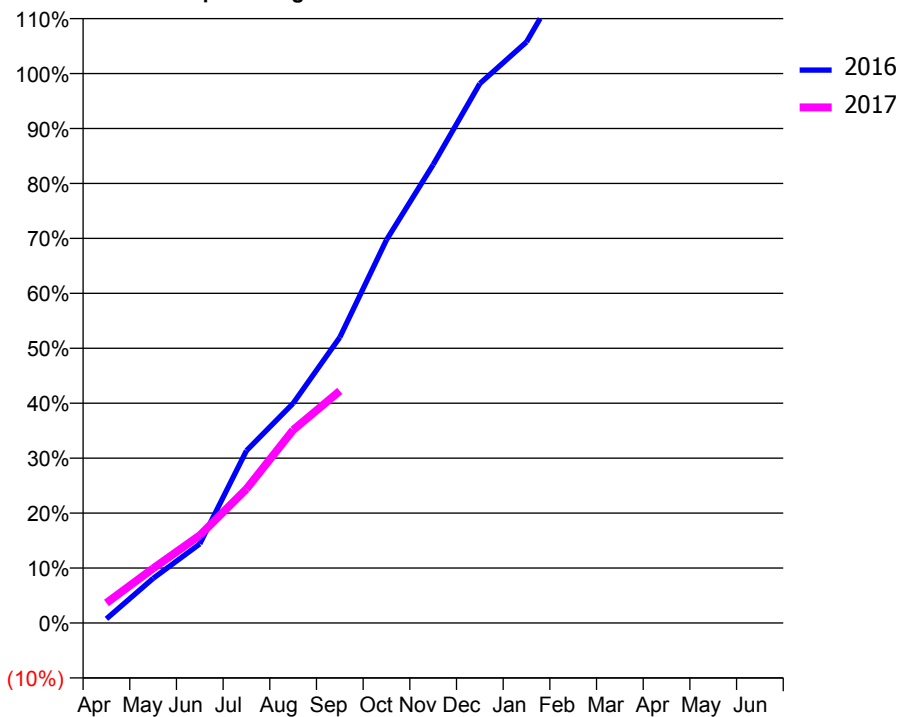
### ACCESS\*

Patients seen in 24 months	Total	Change since previous quarter
Quarter ending September 2015	5,150	
Quarter ending December 2015	5,438	↑
Quarter ending March 2016	5,522	→
Quarter ending June 2016	5,596	→
Quarter ending September 2016	6,229	↑
<b>Variance since September 2015</b>	<b>21.0%</b>	<b>↑</b>



### ACTIVITY

Cumulative percentage of contracted UDA delivered 2016 & 2017



Month	Adjusted Scheduled Activity (UDA)	
	2016	2017
April	100	977
May	1,054	2,665
June	1,873	4,283
July	4,078	6,549
August	5,200	9,426
September	6,762	11,338
October	9,067	
November	10,848	
December	12,767	
January	13,751	
February	15,646	
March	17,521	
April	18,455	
May	18,428	
June	18,428	

### QUALITY

	Quantity	Base Number	Contract	AT	Region	England
% of FP17s for the same patient ID Re-attending within 3 months - Children	112	1,099	10.2%	9.8%	11.8%	12.4%
% of FP17s for the same patient ID Re-attending within 3 months - Adults	590	4,199	14.1%	15.8%	16.6%	16.7%
% of FP17s for the same patient ID Re-attending between 3 & 9 months - Children	582	1,099	53.0%	59.0%	60.2%	57.4%
% of FP17s for the same patient ID Re-attending between 3 & 9 months - Adults	1,946	4,199	46.3%	50.9%	52.0%	50.5%
% of FP17s for Band 1 Urgent Courses	432	4,890	8.8%	9.5%	9.4%	9.1%
% of FP17s Relating to Free Repair or Replacements	87	4,890	1.8%	0.6%	0.7%	0.8%
% of FP17s Relating to Continuations	86	4,890	1.8%	1.1%	1.2%	1.3%
% of Patients satisfied with the dentistry they have received	2	4	N/A	94.8%	93.6%	93.2%
% of Patients satisfied with the time they had to wait for an appointment	4	4	N/A	91.7%	89.1%	89.0%

\* This is based on patients treated on this contract for their most recent course of treatment. Figures in italics indicate the base number of FP17s or Patient Questionnaire responses are less than 100. N/A is shown where the base number of responses is less than 10 during the period. % is calculated as Quantity/Base number\*100

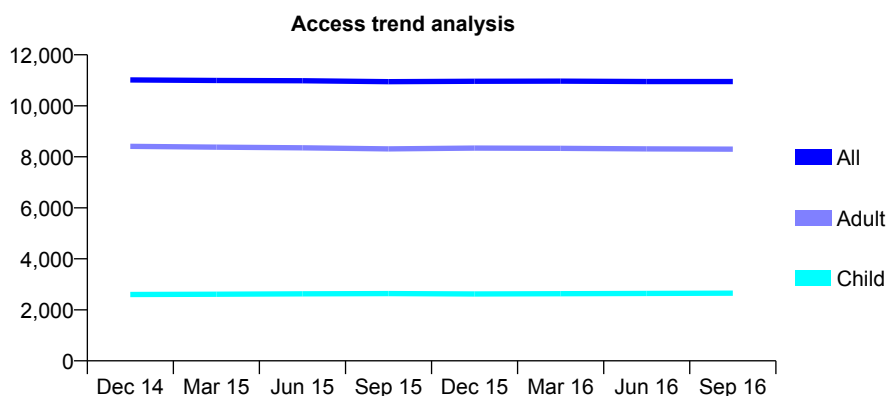
## Q68 - Vital Signs At a Glance Contract Report for 101370/0063 - September 2016

Name or company name	Petrie Tucker & Partners Ltd
Contract type name	GDS Contract
Purpose of contract	General
Contract start date	01/04/2006
Contract end date	

16/17 Contracted general activity (UDA)	40,749
Carry forward general activity (UDA)	0
16/17 Contracted orthodontic activity (UOA)	0
Carry forward orthodontic activity (UOA)	0
Baseline contract value	£1,205,850.18

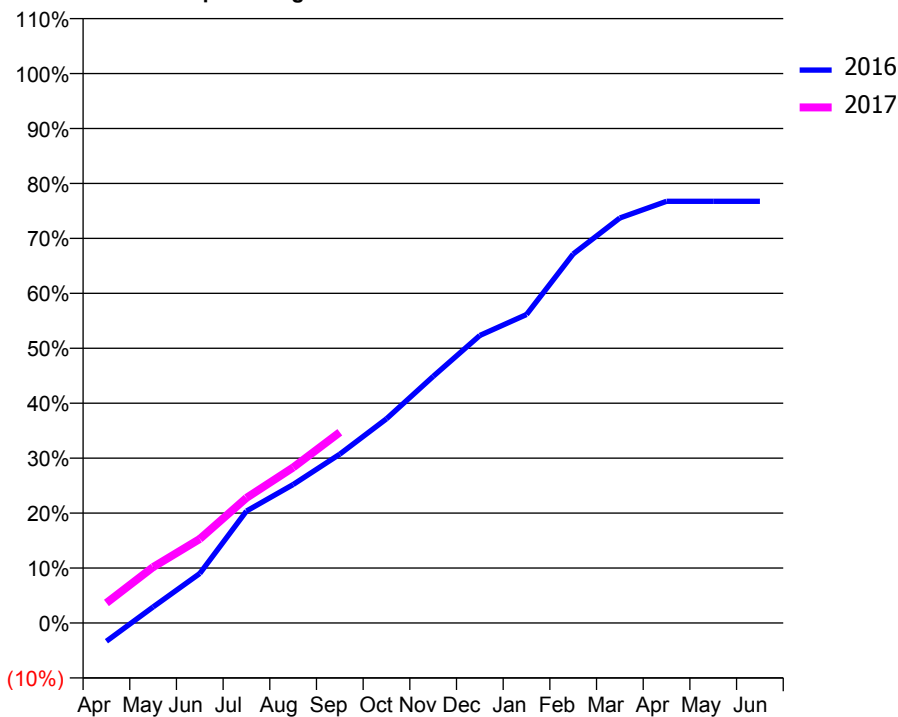
### ACCESS\*

Patients seen in 24 months	Total	Change since previous quarter
Quarter ending September 2015	10,945	
Quarter ending December 2015	10,961	→
Quarter ending March 2016	10,965	→
Quarter ending June 2016	10,954	→
Quarter ending September 2016	10,952	→
<b>Variance since September 2015</b>	<b>0.1%</b>	<b>→</b>



### ACTIVITY

Cumulative percentage of contracted UDA delivered 2016 & 2017



Month	Adjusted Scheduled Activity (UDA)	
	2016	2017
April	-1,362	1,486
May	1,194	4,144
June	3,669	6,233
July	8,302	9,276
August	10,271	11,531
September	12,523	14,142
October	15,142	
November	18,285	
December	21,322	
January	22,873	
February	27,371	
March	30,036	
April	31,268	
May	31,269	
June	31,270	

### QUALITY

	Quantity	Base Number	Contract	AT	Region	England
% of FP17s for the same patient ID Re-attending within 3 months - Children	72	1,994	3.6%	9.8%	11.8%	12.4%
% of FP17s for the same patient ID Re-attending within 3 months - Adults	609	5,859	10.4%	15.8%	16.6%	16.7%
% of FP17s for the same patient ID Re-attending between 3 & 9 months - Children	1,362	1,994	68.3%	59.0%	60.2%	57.4%
% of FP17s for the same patient ID Re-attending between 3 & 9 months - Adults	3,766	5,859	64.3%	50.9%	52.0%	50.5%
% of FP17s for Band 1 Urgent Courses	451	7,306	6.2%	9.5%	9.4%	9.1%
% of FP17s Relating to Free Repair or Replacements	24	7,306	0.3%	0.6%	0.7%	0.8%
% of FP17s Relating to Continuations	67	7,306	0.9%	1.1%	1.2%	1.3%
% of Patients satisfied with the dentistry they have received	5	6	N/A	94.8%	93.6%	93.2%
% of Patients satisfied with the time they had to wait for an appointment	5	6	N/A	91.7%	89.1%	89.0%

\* This is based on patients treated on this contract for their most recent course of treatment. Figures in italics indicate the base number of FP17s or Patient Questionnaire responses are less than 100. N/A is shown where the base number of responses is less than 10 during the period. % is calculated as Quantity/Base number\*100

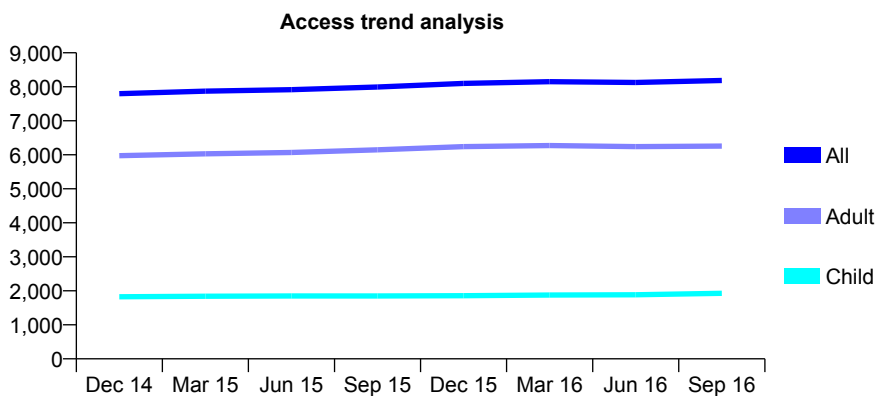
## Q68 - Vital Signs At a Glance Contract Report for 101370/0068 - September 2016

Name or company name	Petrie Tucker & Partners Ltd
Contract type name	GDS Contract
Purpose of contract	General
Contract start date	01/04/2006
Contract end date	

16/17 Contracted general activity (UDA)	23,325
Carry forward general activity (UDA)	0
16/17 Contracted orthodontic activity (UOA)	0
Carry forward orthodontic activity (UOA)	0
Baseline contract value	£627,738.51

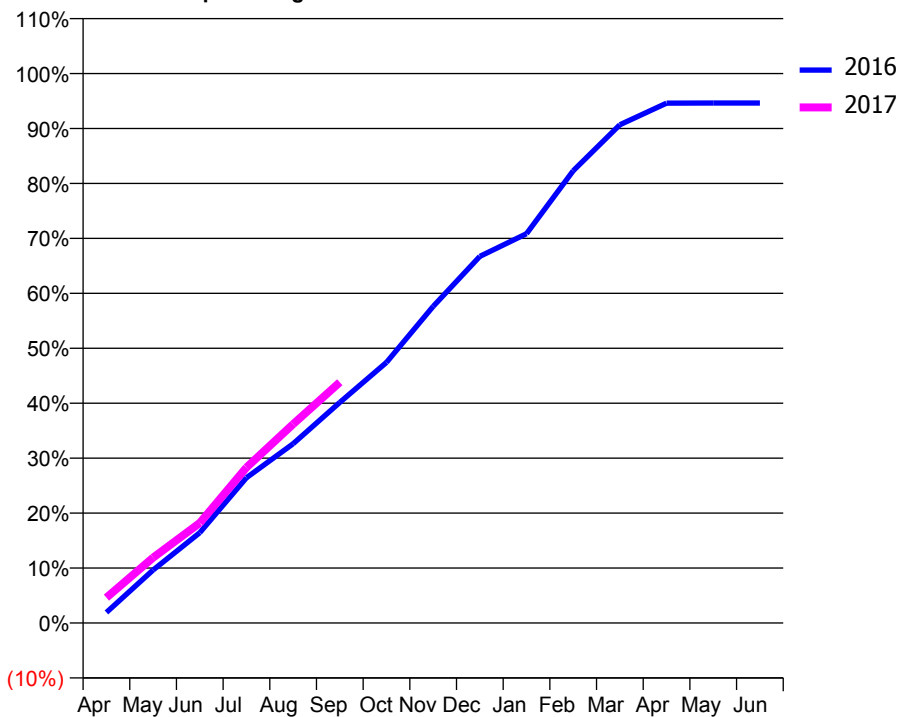
### ACCESS\*

Patients seen in 24 months	Total	Change since previous quarter
Quarter ending September 2015	7,996	
Quarter ending December 2015	8,099	→
Quarter ending March 2016	8,150	→
Quarter ending June 2016	8,127	→
Quarter ending September 2016	8,186	→
<b>Variance since September 2015</b>	<b>2.4%</b>	<b>↑</b>



### ACTIVITY

Cumulative percentage of contracted UDA delivered 2016 & 2017



Month	Adjusted Scheduled Activity (UDA)	
	2016	2017
April	452	1,076
May	2,251	2,778
June	3,837	4,249
July	6,168	6,600
August	7,612	8,442
September	9,366	10,220
October	11,062	
November	13,440	
December	15,560	
January	16,528	
February	19,195	
March	21,148	
April	22,068	
May	22,072	
June	22,073	

### QUALITY

	Quantity	Base Number	Contract	AT	Region	England
% of FP17s for the same patient ID Re-attending within 3 months - Children	43	1,376	3.1%	9.8%	11.8%	12.4%
% of FP17s for the same patient ID Re-attending within 3 months - Adults	327	3,905	8.4%	15.8%	16.6%	16.7%
% of FP17s for the same patient ID Re-attending between 3 & 9 months - Children	780	1,376	56.7%	59.0%	60.2%	57.4%
% of FP17s for the same patient ID Re-attending between 3 & 9 months - Adults	2,160	3,905	55.3%	50.9%	52.0%	50.5%
% of FP17s for Band 1 Urgent Courses	206	4,840	4.3%	9.5%	9.4%	9.1%
% of FP17s Relating to Free Repair or Replacements	30	4,840	0.6%	0.6%	0.7%	0.8%
% of FP17s Relating to Continuations	24	4,840	0.5%	1.1%	1.2%	1.3%
% of Patients satisfied with the dentistry they have received	11	11	100.0%	94.8%	93.6%	93.2%
% of Patients satisfied with the time they had to wait for an appointment	11	11	100.0%	91.7%	89.1%	89.0%

\* This is based on patients treated on this contract for their most recent course of treatment. Figures in italics indicate the base number of FP17s or Patient Questionnaire responses are less than 100. N/A is shown where the base number of responses is less than 10 during the period. % is calculated as Quantity/Base number\*100

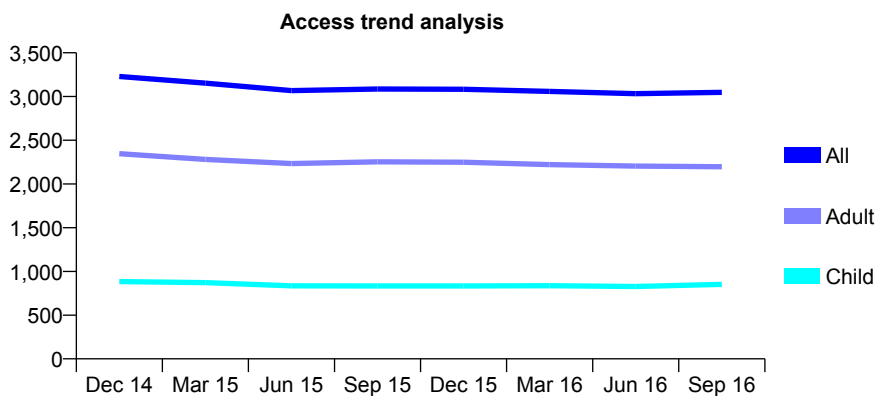
## Q68 - Vital Signs At a Glance Contract Report for 101435/0002 - September 2016

Name or company name	IDH Limited
Contract type name	GDS Contract
Purpose of contract	General
Contract start date	01/04/2006
Contract end date	

16/17 Contracted general activity (UDA)	8,401
Carry forward general activity (UDA)	203
16/17 Contracted orthodontic activity (UOA)	0
Carry forward orthodontic activity (UOA)	0
Baseline contract value	£202,805.53

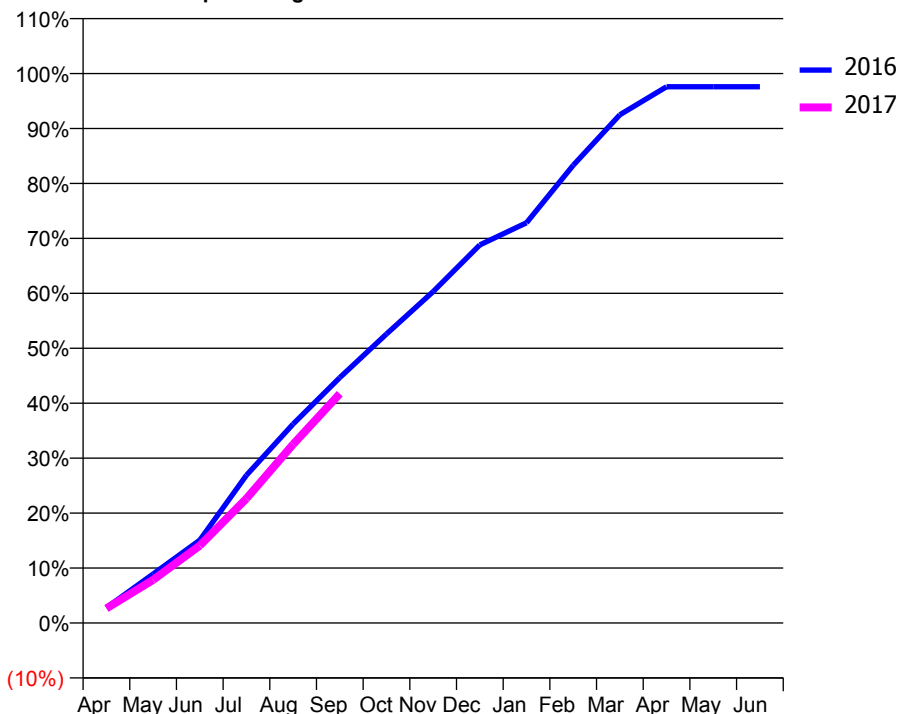
### ACCESS\*

Patients seen in 24 months	Total	Change since previous quarter
Quarter ending September 2015	3,086	
Quarter ending December 2015	3,083	→
Quarter ending March 2016	3,058	→
Quarter ending June 2016	3,032	→
Quarter ending September 2016	3,048	→
<b>Variance since September 2015</b>	<b>(1.2%)</b>	<b>↓</b>



### ACTIVITY

Cumulative percentage of contracted UDA delivered 2016 & 2017



Month	Adjusted Scheduled Activity (UDA)	
	2016	2017
April	236	223
May	750	660
June	1,266	1,184
July	2,259	1,904
August	3,042	2,733
September	3,752	3,505
October	4,418	
November	5,067	
December	5,782	
January	6,119	
February	6,997	
March	7,771	
April	8,198	
May	8,198	
June	8,198	

### QUALITY

	Quantity	Base Number	Contract	AT	Region	England
% of FP17s for the same patient ID Re-attending within 3 months - Children	40	714	5.6%	9.8%	11.8%	12.4%
% of FP17s for the same patient ID Re-attending within 3 months - Adults	144	1,569	9.2%	15.8%	16.6%	16.7%
% of FP17s for the same patient ID Re-attending between 3 & 9 months - Children	467	714	65.4%	59.0%	60.2%	57.4%
% of FP17s for the same patient ID Re-attending between 3 & 9 months - Adults	963	1,569	61.4%	50.9%	52.0%	50.5%
% of FP17s for Band 1 Urgent Courses	117	2,069	5.7%	9.5%	9.4%	9.1%
% of FP17s Relating to Free Repair or Replacements	2	2,069	0.1%	0.6%	0.7%	0.8%
% of FP17s Relating to Continuations	14	2,069	0.7%	1.1%	1.2%	1.3%
% of Patients satisfied with the dentistry they have received	1	1	N/A	94.8%	93.6%	93.2%
% of Patients satisfied with the time they had to wait for an appointment	1	1	N/A	91.7%	89.1%	89.0%

\* This is based on patients treated on this contract for their most recent course of treatment. Figures in italics indicate the base number of FP17s or Patient Questionnaire responses are less than 100. N/A is shown where the base number of responses is less than 10 during the period. % is calculated as Quantity/Base number\*100



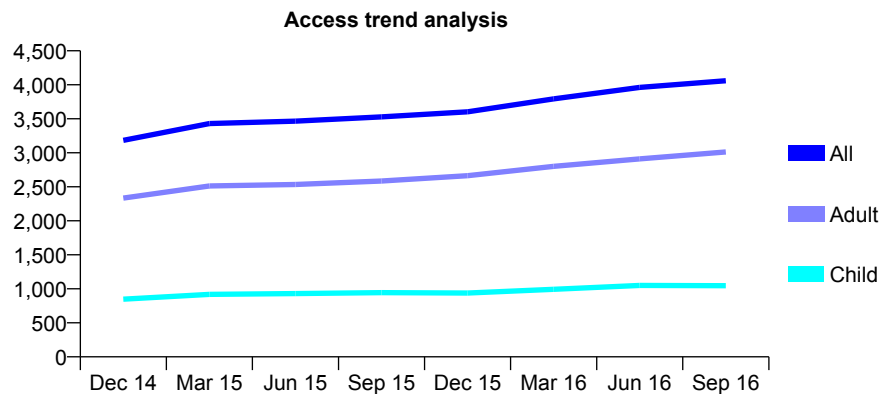
## Q68 - Vital Signs At a Glance Contract Report for 101435/0038 - September 2016

Name or company name	IDH Limited
Contract type name	GDS Contract
Purpose of contract	General
Contract start date	01/04/2006
Contract end date	

16/17 Contracted general activity (UDA)	10,828
Carry forward general activity (UDA)	0
16/17 Contracted orthodontic activity (UOA)	0
Carry forward orthodontic activity (UOA)	0
Baseline contract value	£309,424.71

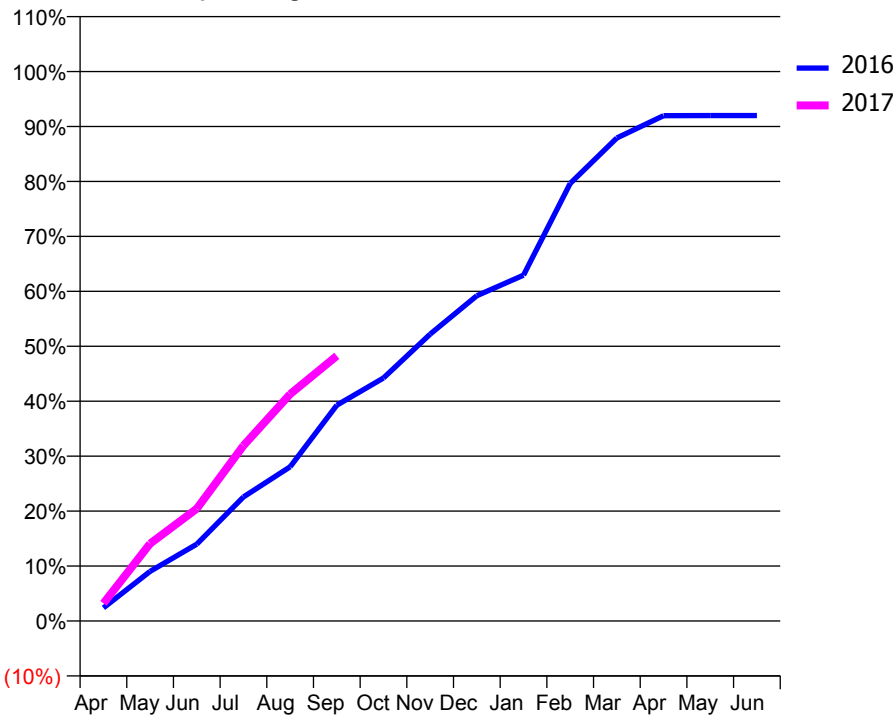
### ACCESS\*

Patients seen in 24 months	Total	Change since previous quarter
Quarter ending September 2015	3,529	
Quarter ending December 2015	3,602	↑
Quarter ending March 2016	3,794	↑
Quarter ending June 2016	3,961	↑
Quarter ending September 2016	4,059	↑
<b>Variance since September 2015</b>	<b>15.0%</b>	<b>↑</b>



### ACTIVITY

Cumulative percentage of contracted UDA delivered 2016 & 2017



Month	Adjusted Scheduled Activity (UDA)	
	2016	2017
April	258	348
May	978	1,526
June	1,516	2,214
July	2,446	3,456
August	3,038	4,471
September	4,252	5,224
October	4,790	
November	5,653	
December	6,410	
January	6,815	
February	8,622	
March	9,518	
April	9,958	
May	9,961	
June	9,961	

### QUALITY

	Quantity	Base Number	Contract	AT	Region	England
% of FP17s for the same patient ID Re-attending within 3 months - Children	36	620	5.8%	9.8%	11.8%	12.4%
% of FP17s for the same patient ID Re-attending within 3 months - Adults	282	1,775	15.9%	15.8%	16.6%	16.7%
% of FP17s for the same patient ID Re-attending between 3 & 9 months - Children	277	620	44.7%	59.0%	60.2%	57.4%
% of FP17s for the same patient ID Re-attending between 3 & 9 months - Adults	769	1,775	43.3%	50.9%	52.0%	50.5%
% of FP17s for Band 1 Urgent Courses	211	2,221	9.5%	9.5%	9.4%	9.1%
% of FP17s Relating to Free Repair or Replacements	27	2,221	1.2%	0.6%	0.7%	0.8%
% of FP17s Relating to Continuations	32	2,221	1.4%	1.1%	1.2%	1.3%
% of Patients satisfied with the dentistry they have received	3	3	N/A	94.8%	93.6%	93.2%
% of Patients satisfied with the time they had to wait for an appointment	3	3	N/A	91.7%	89.1%	89.0%

\* This is based on patients treated on this contract for their most recent course of treatment. Figures in italics indicate the base number of FP17s or Patient Questionnaire responses are less than 100. N/A is shown where the base number of responses is less than 10 during the period. % is calculated as Quantity/Base number\*100



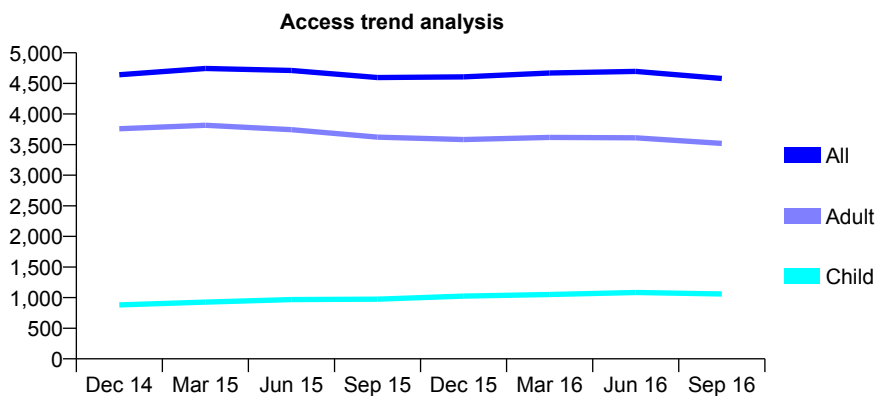
## Q68 - Vital Signs At a Glance Contract Report for 101435/0039 - September 2016

Name or company name	IDH Limited
Contract type name	GDS Contract
Purpose of contract	General
Contract start date	01/04/2006
Contract end date	

16/17 Contracted general activity (UDA)	15,788
Carry forward general activity (UDA)	0
16/17 Contracted orthodontic activity (UOA)	0
Carry forward orthodontic activity (UOA)	0
Baseline contract value	£445,580.63

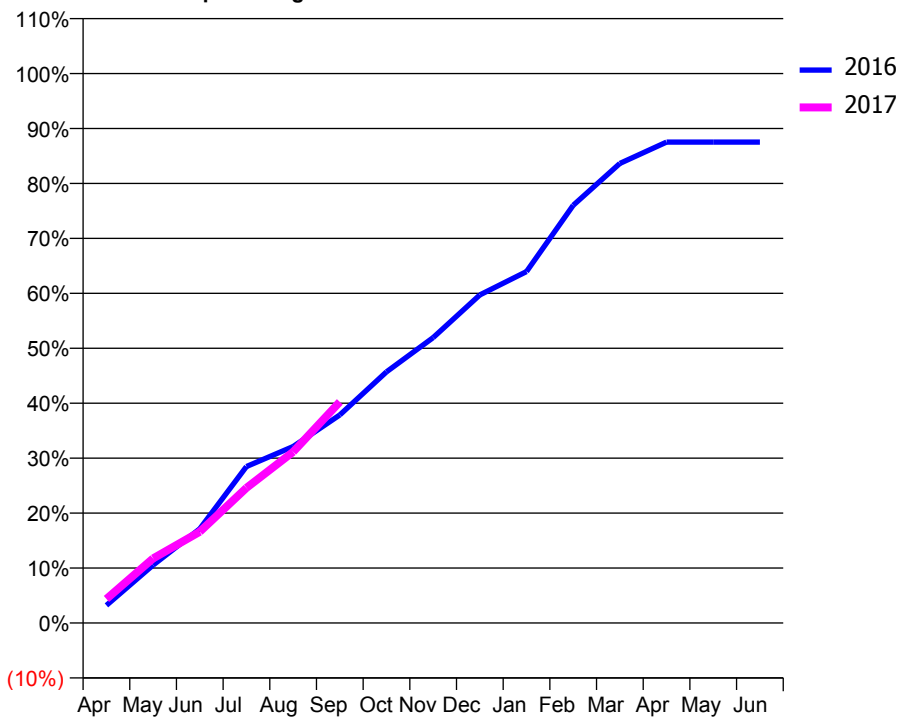
### ACCESS\*

Patients seen in 24 months	Total	Change since previous quarter
Quarter ending September 2015	4,595	
Quarter ending December 2015	4,606	→
Quarter ending March 2016	4,670	→
Quarter ending June 2016	4,695	→
Quarter ending September 2016	4,580	↓
<b>Variance since September 2015</b>	<b>(0.3%)</b>	→



### ACTIVITY

Cumulative percentage of contracted UDA delivered 2016 & 2017



Month	Adjusted Scheduled Activity (UDA)	
	2016	2017
April	509	693
May	1,666	1,855
June	2,706	2,624
July	4,496	3,881
August	5,069	4,918
September	5,978	6,355
October	7,215	
November	8,200	
December	9,426	
January	10,098	
February	12,003	
March	13,204	
April	13,818	
May	13,817	
June	13,817	

### QUALITY

	Quantity	Base Number	Contract	AT	Region	England
% of FP17s for the same patient ID Re-attending within 3 months - Children	26	653	4.0%	9.8%	11.8%	12.4%
% of FP17s for the same patient ID Re-attending within 3 months - Adults	146	1,825	8.0%	15.8%	16.6%	16.7%
% of FP17s for the same patient ID Re-attending between 3 & 9 months - Children	265	653	40.6%	59.0%	60.2%	57.4%
% of FP17s for the same patient ID Re-attending between 3 & 9 months - Adults	751	1,825	41.2%	50.9%	52.0%	50.5%
% of FP17s for Band 1 Urgent Courses	95	2,303	4.1%	9.5%	9.4%	9.1%
% of FP17s Relating to Free Repair or Replacements	9	2,303	0.4%	0.6%	0.7%	0.8%
% of FP17s Relating to Continuations	46	2,303	2.0%	1.1%	1.2%	1.3%
% of Patients satisfied with the dentistry they have received	3	3	N/A	94.8%	93.6%	93.2%
% of Patients satisfied with the time they had to wait for an appointment	3	3	N/A	91.7%	89.1%	89.0%

\* This is based on patients treated on this contract for their most recent course of treatment. Figures in italics indicate the base number of FP17s or Patient Questionnaire responses are less than 100. N/A is shown where the base number of responses is less than 10 during the period. % is calculated as Quantity/Base number\*100

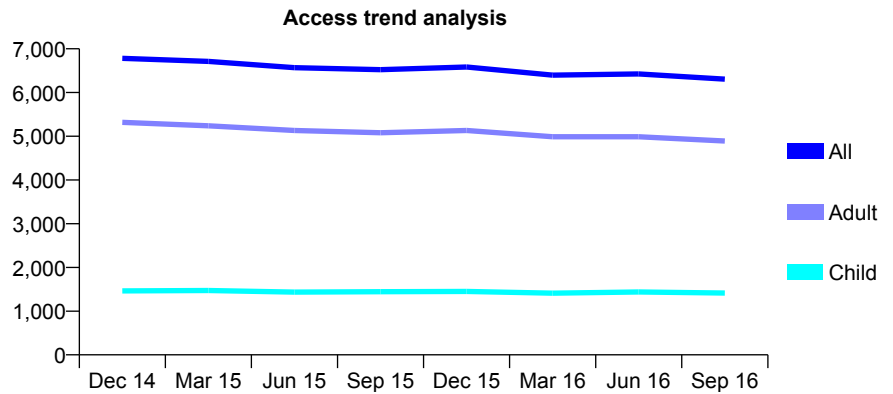
## Q68 - Vital Signs At a Glance Contract Report for 101435/0041 - September 2016

Name or company name	IDH Limited
Contract type name	GDS Contract
Purpose of contract	General
Contract start date	01/04/2006
Contract end date	

16/17 Contracted general activity (UDA)	22,081
Carry forward general activity (UDA)	0
16/17 Contracted orthodontic activity (UOA)	0
Carry forward orthodontic activity (UOA)	0
Baseline contract value	£703,864.34

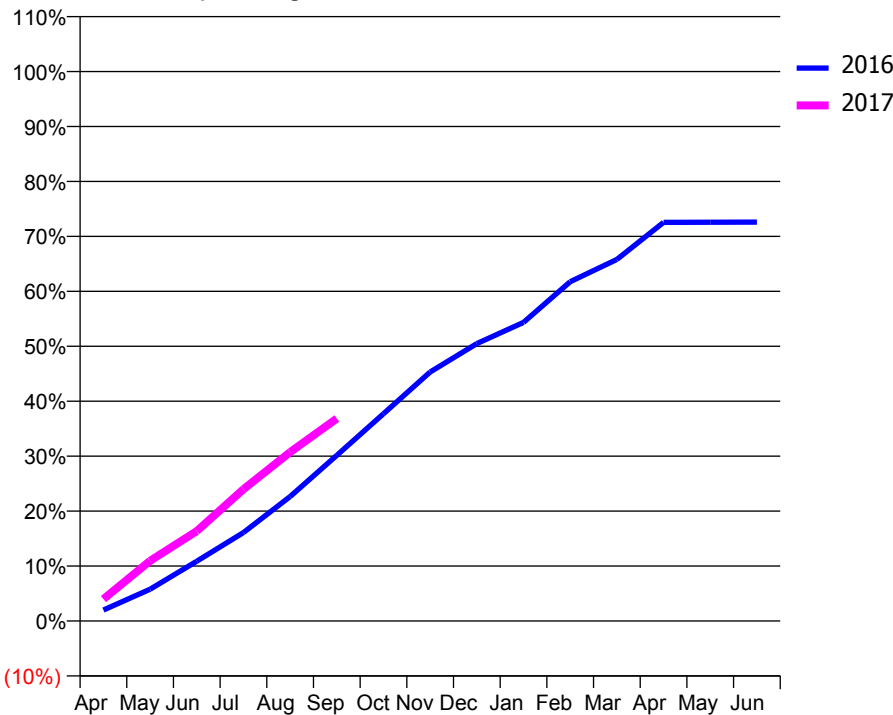
### ACCESS\*

Patients seen in 24 months	Total	Change since previous quarter
Quarter ending September 2015	6,524	
Quarter ending December 2015	6,584	→
Quarter ending March 2016	6,399	↓
Quarter ending June 2016	6,424	→
Quarter ending September 2016	6,306	↓
<b>Variance since September 2015</b>	<b>(3.3%)</b>	<b>↓</b>



### ACTIVITY

Cumulative percentage of contracted UDA delivered 2016 & 2017



Month	Adjusted Scheduled Activity (UDA)	
	2016	2017
April	441	882
May	1,280	2,418
June	2,404	3,616
July	3,557	5,295
August	5,005	6,785
September	6,657	8,138
October	8,329	
November	10,008	
December	11,146	
January	11,998	
February	13,632	
March	14,530	
April	16,017	
May	16,026	
June	16,028	

### QUALITY

	Quantity	Base Number	Contract	AT	Region	England
% of FP17s for the same patient ID Re-attending within 3 months - Children	71	972	7.3%	9.8%	11.8%	12.4%
% of FP17s for the same patient ID Re-attending within 3 months - Adults	564	3,004	18.8%	15.8%	16.6%	16.7%
% of FP17s for the same patient ID Re-attending between 3 & 9 months - Children	433	972	44.5%	59.0%	60.2%	57.4%
% of FP17s for the same patient ID Re-attending between 3 & 9 months - Adults	1,068	3,004	35.6%	50.9%	52.0%	50.5%
% of FP17s for Band 1 Urgent Courses	630	3,378	18.7%	9.5%	9.4%	9.1%
% of FP17s Relating to Free Repair or Replacements	17	3,378	0.5%	0.6%	0.7%	0.8%
% of FP17s Relating to Continuations	65	3,378	1.9%	1.1%	1.2%	1.3%
% of Patients satisfied with the dentistry they have received	1	1	N/A	94.8%	93.6%	93.2%
% of Patients satisfied with the time they had to wait for an appointment	1	1	N/A	91.7%	89.1%	89.0%

\* This is based on patients treated on this contract for their most recent course of treatment. Figures in italics indicate the base number of FP17s or Patient Questionnaire responses are less than 100. N/A is shown where the base number of responses is less than 10 during the period. % is calculated as Quantity/Base number\*100

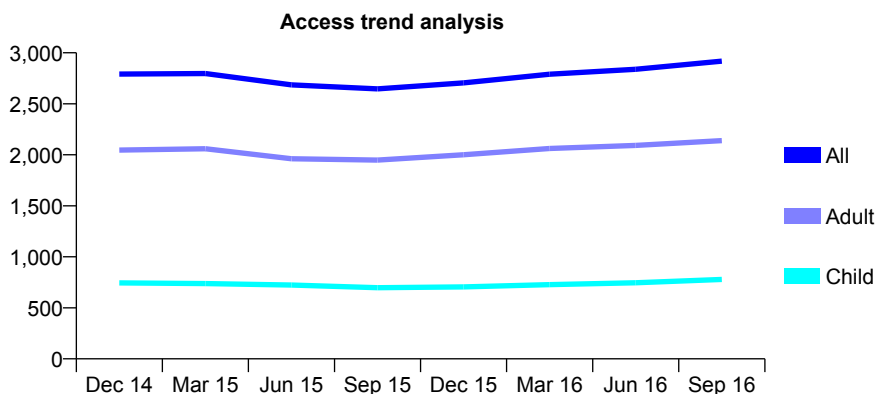
## Q68 - Vital Signs At a Glance Contract Report for 101435/0043 - September 2016

Name or company name	IDH Limited
Contract type name	GDS Contract
Purpose of contract	General
Contract start date	01/04/2006
Contract end date	

16/17 Contracted general activity (UDA)	9,058
Carry forward general activity (UDA)	0
16/17 Contracted orthodontic activity (UOA)	0
Carry forward orthodontic activity (UOA)	0
Baseline contract value	£210,187.18

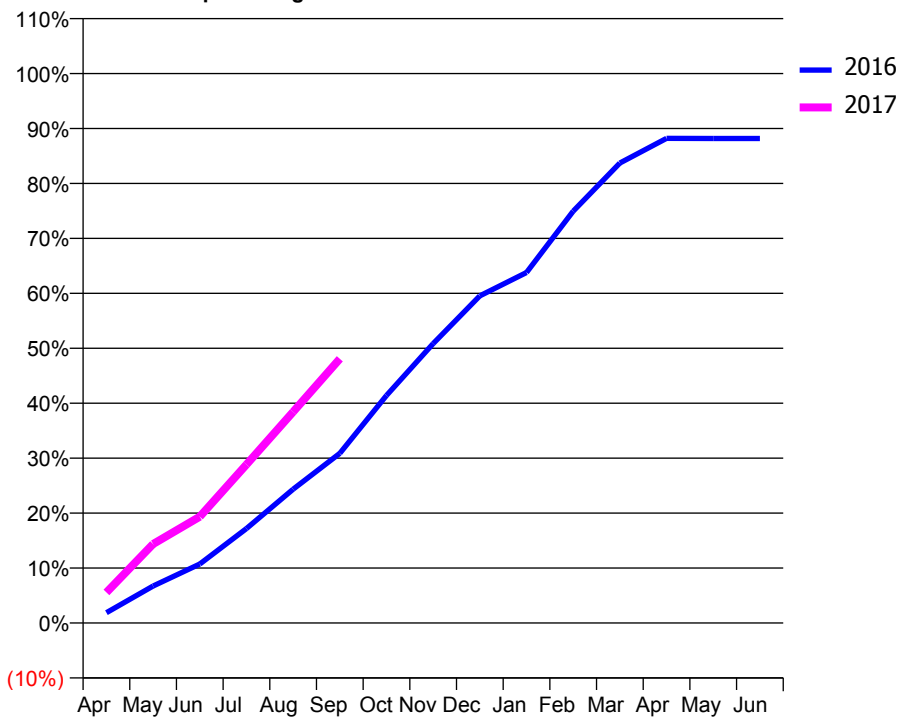
### ACCESS\*

Patients seen in 24 months	Total	Change since previous quarter
Quarter ending September 2015	2,647	
Quarter ending December 2015	2,705	↑
Quarter ending March 2016	2,790	↑
Quarter ending June 2016	2,838	→
Quarter ending September 2016	2,918	↑
<b>Variance since September 2015</b>	<b>10.2%</b>	<b>↑</b>



### ACTIVITY

Cumulative percentage of contracted UDA delivered 2016 & 2017



Adjusted Scheduled Activity (UDA)

Month	2016	2017
April	171	505
May	609	1,303
June	973	1,753
July	1,558	2,613
August	2,207	3,481
September	2,798	4,355
October	3,750	
November	4,606	
December	5,393	
January	5,778	
February	6,788	
March	7,582	
April	7,989	
May	7,987	
June	7,987	

### QUALITY

	Quantity	Base Number	Contract	AT	Region	England
% of FP17s for the same patient ID Re-attending within 3 months - Children	22	479	4.6%	9.8%	11.8%	12.4%
% of FP17s for the same patient ID Re-attending within 3 months - Adults	165	1,233	13.4%	15.8%	16.6%	16.7%
% of FP17s for the same patient ID Re-attending between 3 & 9 months - Children	203	479	42.4%	59.0%	60.2%	57.4%
% of FP17s for the same patient ID Re-attending between 3 & 9 months - Adults	484	1,233	39.3%	50.9%	52.0%	50.5%
% of FP17s for Band 1 Urgent Courses	133	1,606	8.3%	9.5%	9.4%	9.1%
% of FP17s Relating to Free Repair or Replacements	14	1,606	0.9%	0.6%	0.7%	0.8%
% of FP17s Relating to Continuations	24	1,606	1.5%	1.1%	1.2%	1.3%
% of Patients satisfied with the dentistry they have received	2	2	N/A	94.8%	93.6%	93.2%
% of Patients satisfied with the time they had to wait for an appointment	2	2	N/A	91.7%	89.1%	89.0%

\* This is based on patients treated on this contract for their most recent course of treatment. Figures in italics indicate the base number of FP17s or Patient Questionnaire responses are less than 100. N/A is shown where the base number of responses is less than 10 during the period. % is calculated as Quantity/Base number\*100

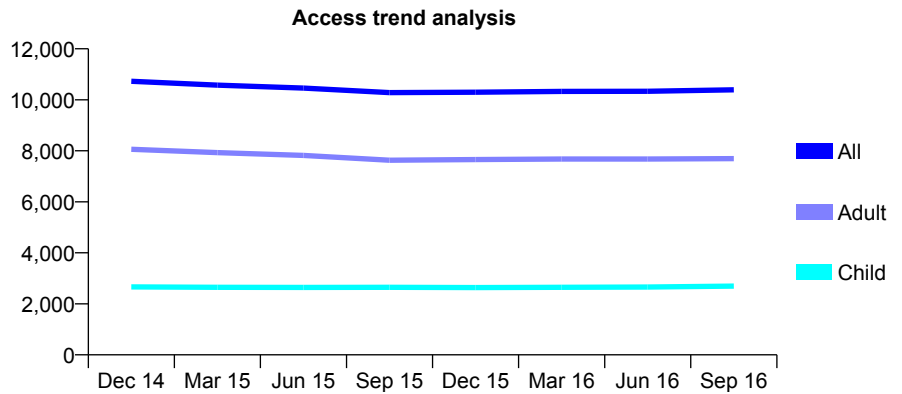
## Q68 - Vital Signs At a Glance Contract Report for 101435/0044 - September 2016

Name or company name	IDH Limited
Contract type name	GDS Contract
Purpose of contract	General
Contract start date	15/05/2006
Contract end date	

16/17 Contracted general activity (UDA)	28,158
Carry forward general activity (UDA)	0
16/17 Contracted orthodontic activity (UOA)	0
Carry forward orthodontic activity (UOA)	0
Baseline contract value	£790,543.52

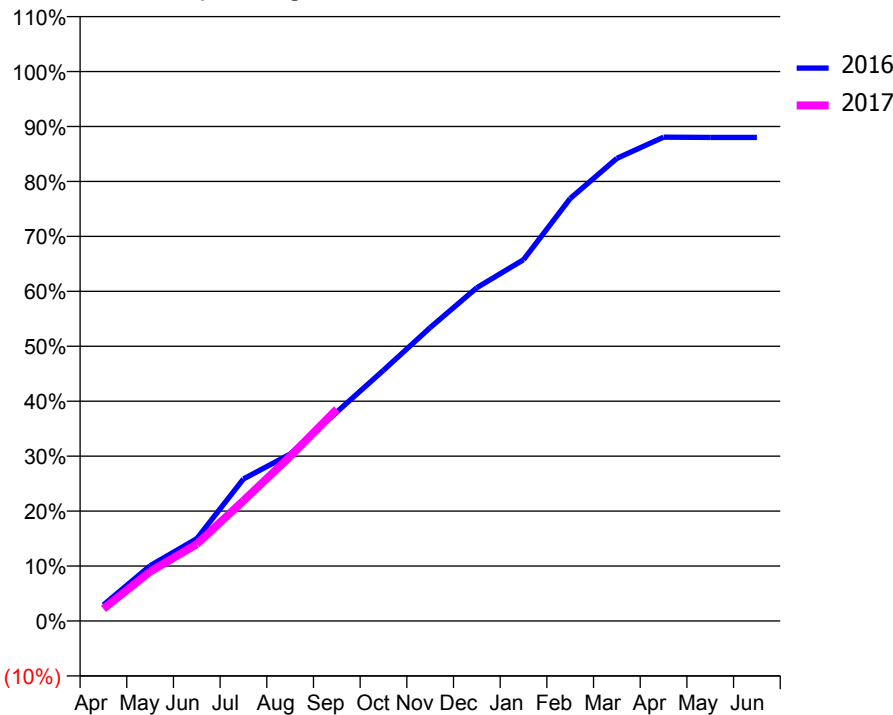
### ACCESS\*

Patients seen in 24 months	Total	Change since previous quarter
Quarter ending September 2015	10,282	
Quarter ending December 2015	10,297	→
Quarter ending March 2016	10,327	→
Quarter ending June 2016	10,336	→
Quarter ending September 2016	10,393	→
<b>Variance since September 2015</b>	<b>1.1%</b>	<b>→</b>



### ACTIVITY

Cumulative percentage of contracted UDA delivered 2016 & 2017



Month	Adjusted Scheduled Activity (UDA)	
	2016	2017
April	826	624
May	2,830	2,530
June	4,218	3,941
July	7,282	6,169
August	8,552	8,437
September	10,713	10,856
October	12,848	
November	15,035	
December	17,077	
January	18,514	
February	21,652	
March	23,710	
April	24,796	
May	24,782	
June	24,777	

### QUALITY

	Quantity	Base Number	Contract	AT	Region	England
% of FP17s for the same patient ID Re-attending within 3 months - Children	42	1,789	2.3%	9.8%	11.8%	12.4%
% of FP17s for the same patient ID Re-attending within 3 months - Adults	203	4,233	4.8%	15.8%	16.6%	16.7%
% of FP17s for the same patient ID Re-attending between 3 & 9 months - Children	1,039	1,789	58.1%	59.0%	60.2%	57.4%
% of FP17s for the same patient ID Re-attending between 3 & 9 months - Adults	2,265	4,233	53.5%	50.9%	52.0%	50.5%
% of FP17s for Band 1 Urgent Courses	277	5,553	5.0%	9.5%	9.4%	9.1%
% of FP17s Relating to Free Repair or Replacements	11	5,553	0.2%	0.6%	0.7%	0.8%
% of FP17s Relating to Continuations	12	5,553	0.2%	1.1%	1.2%	1.3%
% of Patients satisfied with the dentistry they have received	4	4	N/A	94.8%	93.6%	93.2%
% of Patients satisfied with the time they had to wait for an appointment	4	4	N/A	91.7%	89.1%	89.0%

\* This is based on patients treated on this contract for their most recent course of treatment. Figures in italics indicate the base number of FP17s or Patient Questionnaire responses are less than 100. N/A is shown where the base number of responses is less than 10 during the period. % is calculated as Quantity/Base number\*100

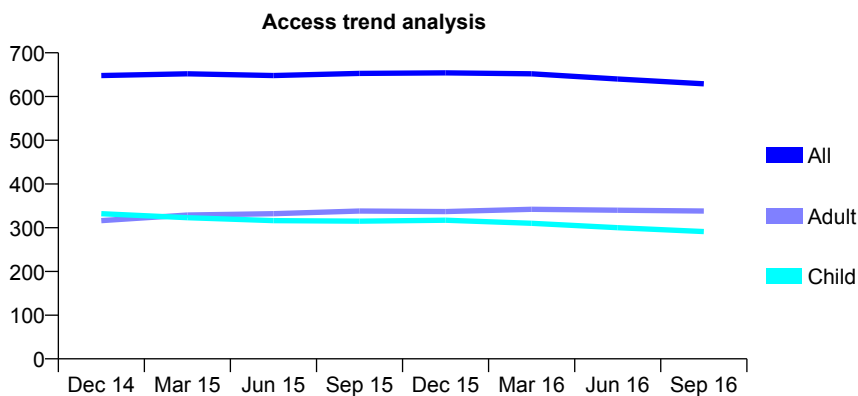
## Q68 - Vital Signs At a Glance Contract Report for 102091/0001 - September 2016

Name or company name	Gresham Dental Practice Limited
Contract type name	GDS Contract
Purpose of contract	General
Contract start date	01/10/2011
Contract end date	

16/17 Contracted general activity (UDA)	1,300
Carry forward general activity (UDA)	-26
16/17 Contracted orthodontic activity (UOA)	0
Carry forward orthodontic activity (UOA)	0
Baseline contract value	£28,605.97

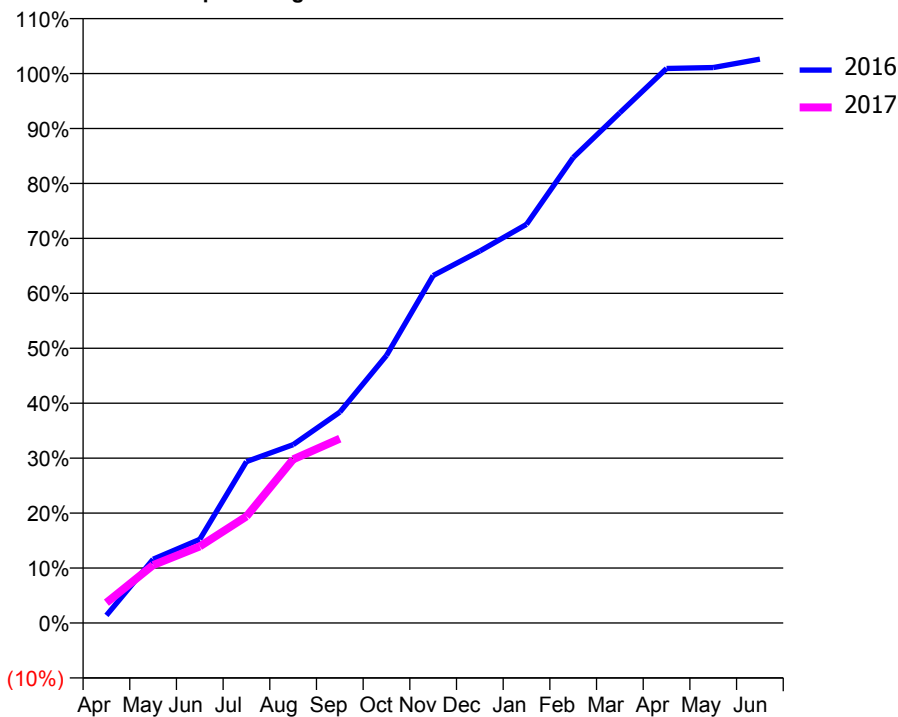
### ACCESS\*

Patients seen in 24 months	Total	Change since previous quarter
Quarter ending September 2015	653	
Quarter ending December 2015	654	→
Quarter ending March 2016	652	→
Quarter ending June 2016	640	↓
Quarter ending September 2016	629	↓
<b>Variance since September 2015</b>	<b>(3.7%)</b>	<b>↓</b>



### ACTIVITY

Cumulative percentage of contracted UDA delivered 2016 & 2017



Month	Adjusted Scheduled Activity (UDA)	
	2016	2017
April	18	48
May	151	137
June	198	181
July	382	252
August	422	387
September	499	436
October	633	
November	822	
December	880	
January	943	
February	1,101	
March	1,207	
April	1,312	
May	1,314	
June	1,334	

### QUALITY

	Quantity	Base Number	Contract	AT	Region	England
% of FP17s for the same patient ID Re-attending within 3 months - Children	3	136	2.2%	9.8%	11.8%	12.4%
% of FP17s for the same patient ID Re-attending within 3 months - Adults	17	170	10.0%	15.8%	16.6%	16.7%
% of FP17s for the same patient ID Re-attending between 3 & 9 months - Children	55	136	40.4%	59.0%	60.2%	57.4%
% of FP17s for the same patient ID Re-attending between 3 & 9 months - Adults	78	170	45.9%	50.9%	52.0%	50.5%
% of FP17s for Band 1 Urgent Courses	1	236	0.4%	9.5%	9.4%	9.1%
% of FP17s Relating to Free Repair or Replacements	0	236	0.0%	0.6%	0.7%	0.8%
% of FP17s Relating to Continuations	0	236	0.0%	1.1%	1.2%	1.3%
% of Patients satisfied with the dentistry they have received	0	0	N/A	94.8%	93.6%	93.2%
% of Patients satisfied with the time they had to wait for an appointment	0	0	N/A	91.7%	89.1%	89.0%

\* This is based on patients treated on this contract for their most recent course of treatment. Figures in italics indicate the base number of FP17s or Patient Questionnaire responses are less than 100. N/A is shown where the base number of responses is less than 10 during the period. % is calculated as Quantity/Base number\*100

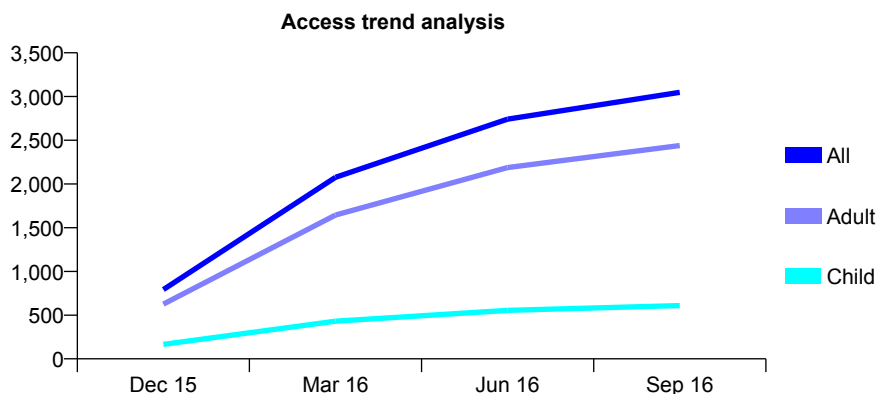
## Q68 - Vital Signs At a Glance Contract Report for 102326/0001 - September 2016

Name or company name	Walberton Dental Practice
Contract type name	GDS Contract
Purpose of contract	General
Contract start date	15/10/2015
Contract end date	

16/17 Contracted general activity (UDA)	14,566
Carry forward general activity (UDA)	0
16/17 Contracted orthodontic activity (UOA)	0
Carry forward orthodontic activity (UOA)	0
Baseline contract value	£308,085.91

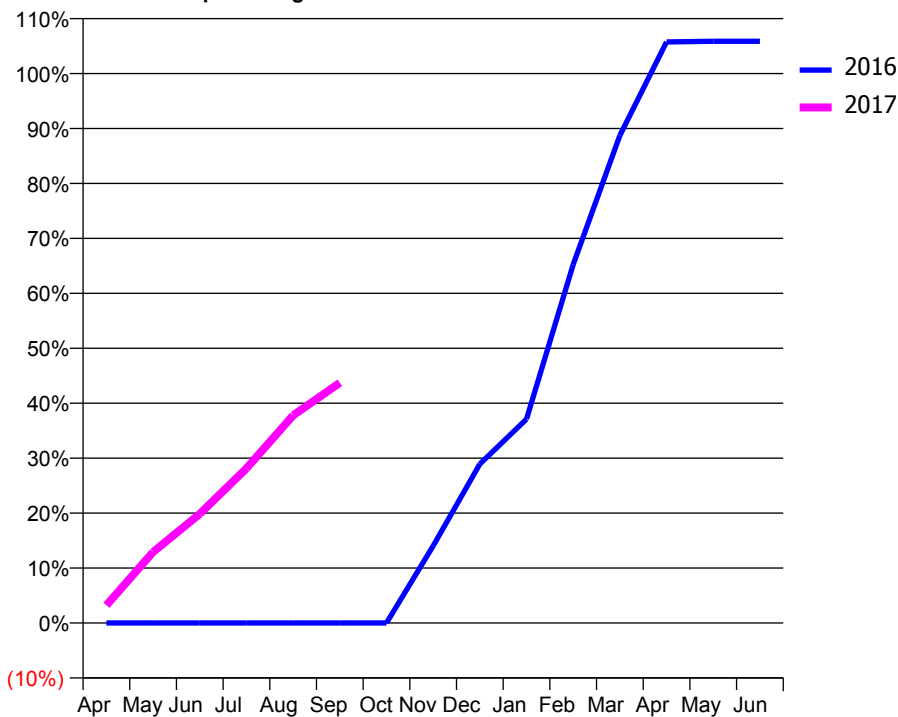
### ACCESS\*

Patients seen in 24 months	Total	Change since previous quarter
Quarter ending September 2015	0	
Quarter ending December 2015	792	↑
Quarter ending March 2016	2,076	↑
Quarter ending June 2016	2,741	↑
Quarter ending September 2016	3,048	↑
<b>Variance since September 2015</b>	N/A	



### ACTIVITY

Cumulative percentage of contracted UDA delivered 2016 & 2017



Adjusted Scheduled Activity (UDA)

Month	2016	2017
April	0	474
May	0	1,884
June	0	2,893
July	0	4,099
August	0	5,504
September	0	6,367
October	0	
November	941	
December	1,940	
January	2,489	
February	4,375	
March	5,950	
April	7,090	
May	7,098	
June	7,098	

### QUALITY

	Quantity	Base Number	Contract	AT	Region	England
% of FP17s for the same patient ID Re-attending within 3 months - Children	68	591	11.5%	9.8%	11.8%	12.4%
% of FP17s for the same patient ID Re-attending within 3 months - Adults	504	2,425	20.8%	15.8%	16.6%	16.7%
% of FP17s for the same patient ID Re-attending between 3 & 9 months - Children	219	591	37.1%	59.0%	60.2%	57.4%
% of FP17s for the same patient ID Re-attending between 3 & 9 months - Adults	818	2,425	33.7%	50.9%	52.0%	50.5%
% of FP17s for Band 1 Urgent Courses	345	2,563	13.5%	9.5%	9.4%	9.1%
% of FP17s Relating to Free Repair or Replacements	8	2,563	0.3%	0.6%	0.7%	0.8%
% of FP17s Relating to Continuations	37	2,563	1.4%	1.1%	1.2%	1.3%
% of Patients satisfied with the dentistry they have received	4	4	N/A	94.8%	93.6%	93.2%
% of Patients satisfied with the time they had to wait for an appointment	4	4	N/A	91.7%	89.1%	89.0%

\* This is based on patients treated on this contract for their most recent course of treatment. Figures in italics indicate the base number of FP17s or Patient Questionnaire responses are less than 100. N/A is shown where the base number of responses is less than 10 during the period. % is calculated as Quantity/Base number\*100

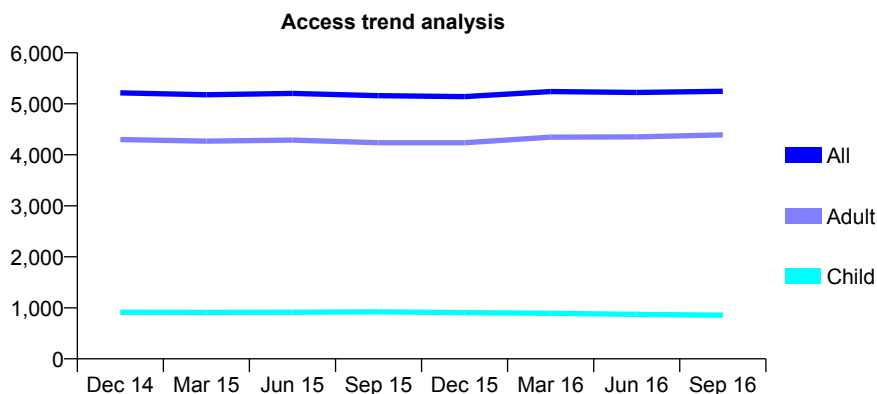
## Q68 - Vital Signs At a Glance Contract Report for 102474/0001 - September 2016

Name or company name	Elizabeth Horn
Contract type name	GDS Contract
Purpose of contract	General
Contract start date	01/09/2012
Contract end date	

16/17 Contracted general activity (UDA)	16,133
Carry forward general activity (UDA)	380
16/17 Contracted orthodontic activity (UOA)	0
Carry forward orthodontic activity (UOA)	0
Baseline contract value	£489,352.96

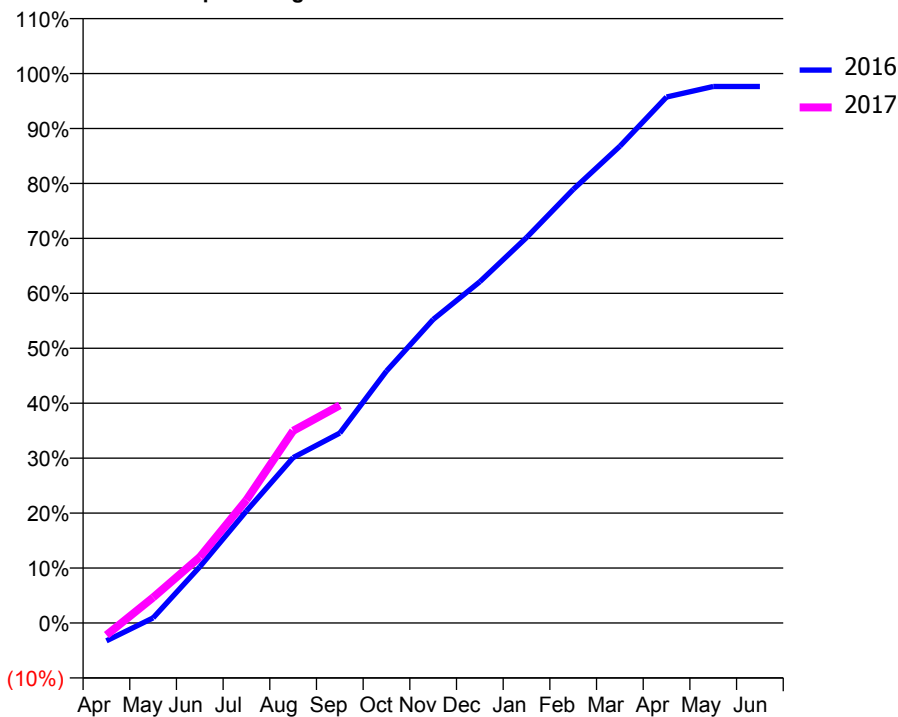
### ACCESS\*

Patients seen in 24 months	Total	Change since previous quarter
Quarter ending September 2015	5,159	
Quarter ending December 2015	5,142	→
Quarter ending March 2016	5,240	→
Quarter ending June 2016	5,222	→
Quarter ending September 2016	5,246	→
<b>Variance since September 2015</b>	<b>1.7%</b>	<b>→</b>



### ACTIVITY

Cumulative percentage of contracted UDA delivered 2016 & 2017



Adjusted Scheduled Activity (UDA)

Month	2016	2017
April	-525	-358
May	150	748
June	1,648	1,935
July	3,290	3,615
August	4,855	5,645
September	5,577	6,391
October	7,397	
November	8,912	
December	10,021	
January	11,316	
February	12,729	
March	13,996	
April	15,442	
May	15,752	
June	15,753	

### QUALITY

	Quantity	Base Number	Contract	AT	Region	England
% of FP17s for the same patient ID Re-attending within 3 months - Children	26	511	5.1%	9.8%	11.8%	12.4%
% of FP17s for the same patient ID Re-attending within 3 months - Adults	498	2,963	16.8%	15.8%	16.6%	16.7%
% of FP17s for the same patient ID Re-attending between 3 & 9 months - Children	143	511	28.0%	59.0%	60.2%	57.4%
% of FP17s for the same patient ID Re-attending between 3 & 9 months - Adults	1,338	2,963	45.2%	50.9%	52.0%	50.5%
% of FP17s for Band 1 Urgent Courses	149	2,807	5.3%	9.5%	9.4%	9.1%
% of FP17s Relating to Free Repair or Replacements	32	2,807	1.1%	0.6%	0.7%	0.8%
% of FP17s Relating to Continuations	115	2,807	4.1%	1.1%	1.2%	1.3%
% of Patients satisfied with the dentistry they have received	3	3	N/A	94.8%	93.6%	93.2%
% of Patients satisfied with the time they had to wait for an appointment	3	3	N/A	91.7%	89.1%	89.0%

\* This is based on patients treated on this contract for their most recent course of treatment. Figures in italics indicate the base number of FP17s or Patient Questionnaire responses are less than 100. N/A is shown where the base number of responses is less than 10 during the period. % is calculated as Quantity/Base number\*100



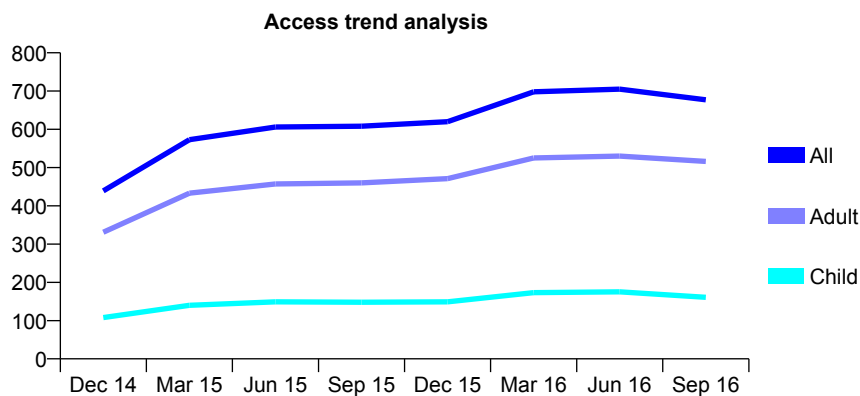
## Q68 - Vital Signs At a Glance Contract Report for 102822/0001 - September 2016

Name or company name	Mr A Mankoui and Mr F Nosrati Rad
Contract type name	GDS Contract
Purpose of contract	General
Contract start date	01/02/2014
Contract end date	

16/17 Contracted general activity (UDA)	1,567
Carry forward general activity (UDA)	43
16/17 Contracted orthodontic activity (UOA)	0
Carry forward orthodontic activity (UOA)	0
Baseline contract value	£42,887.20

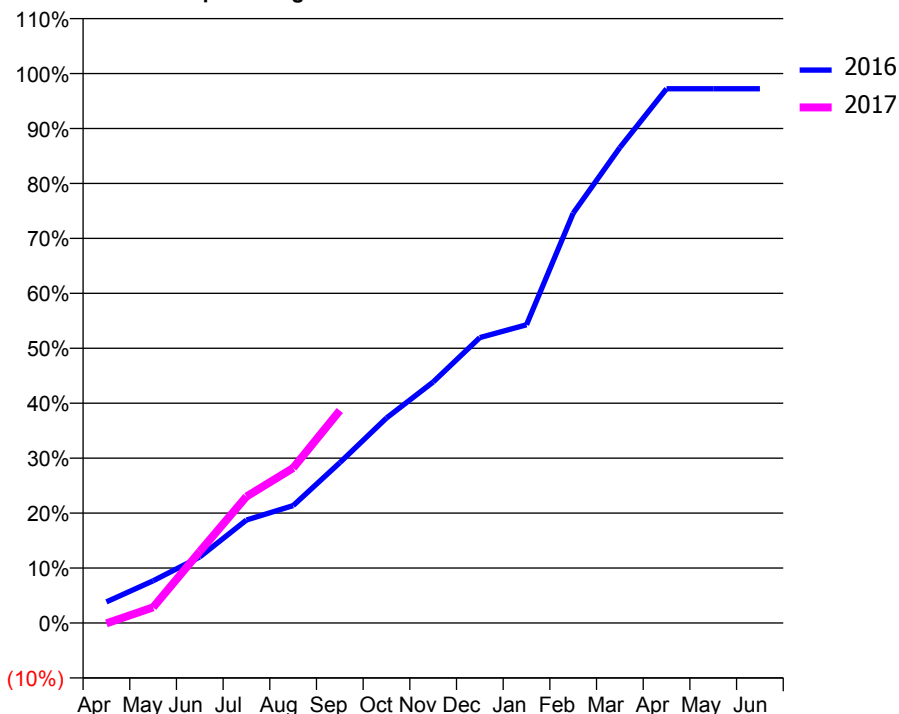
### ACCESS\*

Patients seen in 24 months	Total	Change since previous quarter
Quarter ending September 2015	608	
Quarter ending December 2015	620	→
Quarter ending March 2016	698	↑
Quarter ending June 2016	705	→
Quarter ending September 2016	677	↓
<b>Variance since September 2015</b>	<b>11.3%</b>	<b>↑</b>



### ACTIVITY

Cumulative percentage of contracted UDA delivered 2016 & 2017



Month	Adjusted Scheduled Activity (UDA)	
	2016	2017
April	60	-1
May	120	45
June	189	204
July	294	361
August	335	442
September	457	606
October	585	
November	687	
December	814	
January	850	
February	1,169	
March	1,356	
April	1,524	
May	1,524	
June	1,524	

### QUALITY

	Quantity	Base Number	Contract	AT	Region	England
% of FP17s for the same patient ID Re-attending within 3 months - Children	2	98	2.0%	9.8%	11.8%	12.4%
% of FP17s for the same patient ID Re-attending within 3 months - Adults	28	306	9.2%	15.8%	16.6%	16.7%
% of FP17s for the same patient ID Re-attending between 3 & 9 months - Children	47	98	48.0%	59.0%	60.2%	57.4%
% of FP17s for the same patient ID Re-attending between 3 & 9 months - Adults	152	306	49.7%	50.9%	52.0%	50.5%
% of FP17s for Band 1 Urgent Courses	33	342	9.6%	9.5%	9.4%	9.1%
% of FP17s Relating to Free Repair or Replacements	0	342	0.0%	0.6%	0.7%	0.8%
% of FP17s Relating to Continuations	0	342	0.0%	1.1%	1.2%	1.3%
% of Patients satisfied with the dentistry they have received	0	0	N/A	94.8%	93.6%	93.2%
% of Patients satisfied with the time they had to wait for an appointment	0	0	N/A	91.7%	89.1%	89.0%

\* This is based on patients treated on this contract for their most recent course of treatment. Figures in italics indicate the base number of FP17s or Patient Questionnaire responses are less than 100. N/A is shown where the base number of responses is less than 10 during the period. % is calculated as Quantity/Base number\*100



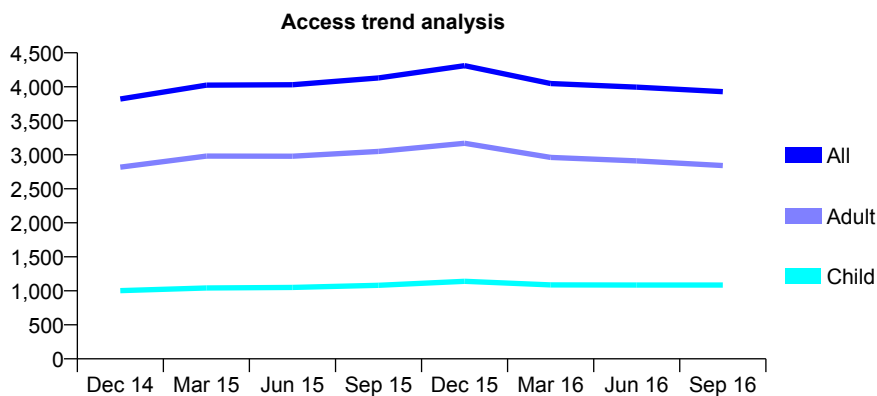
## Q68 - Vital Signs At a Glance Contract Report for 103985/0001 - September 2016

Name or company name	Northgate Dental Care Ltd
Contract type name	GDS Contract
Purpose of contract	General
Contract start date	01/11/2007
Contract end date	

16/17 Contracted general activity (UDA)	11,756
Carry forward general activity (UDA)	455
16/17 Contracted orthodontic activity (UOA)	0
Carry forward orthodontic activity (UOA)	0
Baseline contract value	£303,919.10

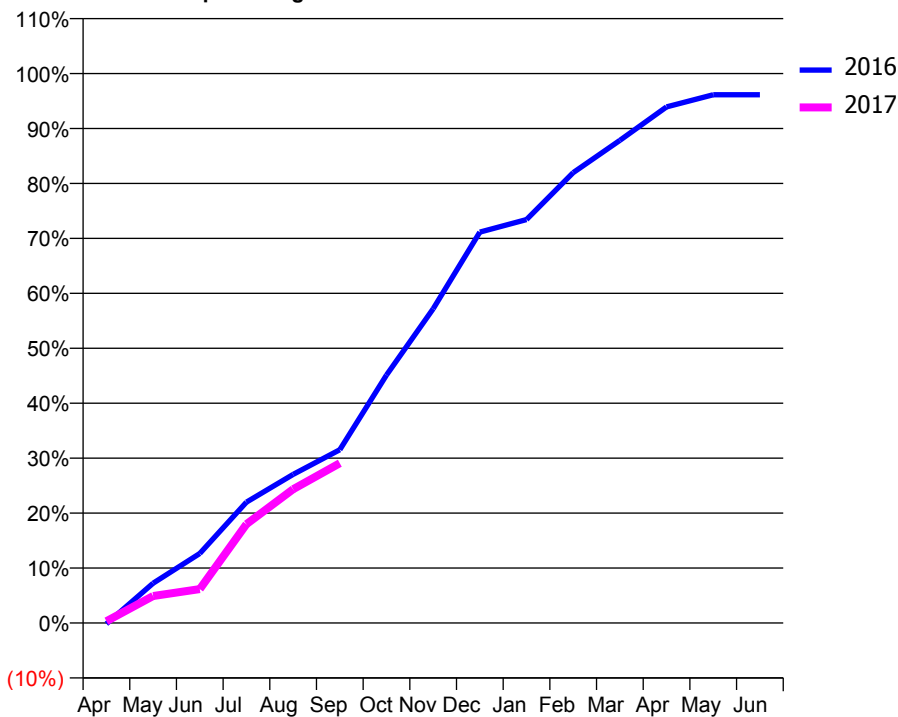
### ACCESS\*

Patients seen in 24 months	Total	Change since previous quarter
Quarter ending September 2015	4,131	
Quarter ending December 2015	4,310	↑
Quarter ending March 2016	4,049	↓
Quarter ending June 2016	3,995	↓
Quarter ending September 2016	3,929	↓
<b>Variance since September 2015</b>	<b>(4.9%)</b>	<b>↓</b>



### ACTIVITY

Cumulative percentage of contracted UDA delivered 2016 & 2017



Month	Adjusted Scheduled Activity (UDA)	
	2016	2017
April	-18	40
May	852	579
June	1,488	726
July	2,587	2,116
August	3,179	2,863
September	3,707	3,420
October	5,303	
November	6,724	
December	8,363	
January	8,630	
February	9,636	
March	10,325	
April	11,042	
May	11,301	
June	11,301	

### QUALITY

	Quantity	Base Number	Contract	AT	Region	England
% of FP17s for the same patient ID Re-attending within 3 months - Children	55	638	8.6%	9.8%	11.8%	12.4%
% of FP17s for the same patient ID Re-attending within 3 months - Adults	229	1,497	15.3%	15.8%	16.6%	16.7%
% of FP17s for the same patient ID Re-attending between 3 & 9 months - Children	275	638	43.1%	59.0%	60.2%	57.4%
% of FP17s for the same patient ID Re-attending between 3 & 9 months - Adults	548	1,497	36.6%	50.9%	52.0%	50.5%
% of FP17s for Band 1 Urgent Courses	252	1,700	14.8%	9.5%	9.4%	9.1%
% of FP17s Relating to Free Repair or Replacements	10	1,700	0.6%	0.6%	0.7%	0.8%
% of FP17s Relating to Continuations	34	1,700	2.0%	1.1%	1.2%	1.3%
% of Patients satisfied with the dentistry they have received	1	1	N/A	94.8%	93.6%	93.2%
% of Patients satisfied with the time they had to wait for an appointment	1	1	N/A	91.7%	89.1%	89.0%

\* This is based on patients treated on this contract for their most recent course of treatment. Figures in italics indicate the base number of FP17s or Patient Questionnaire responses are less than 100. N/A is shown where the base number of responses is less than 10 during the period. % is calculated as Quantity/Base number\*100

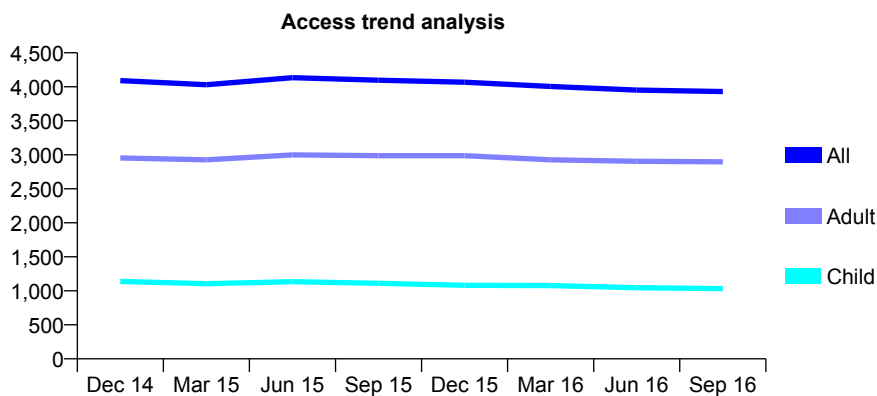
## Q68 - Vital Signs At a Glance Contract Report for 104051/0001 - September 2016

Name or company name	Mermaid Dental Care Limited
Contract type name	GDS Contract
Purpose of contract	General
Contract start date	01/11/2010
Contract end date	

16/17 Contracted general activity (UDA)	13,475
Carry forward general activity (UDA)	59
16/17 Contracted orthodontic activity (UOA)	0
Carry forward orthodontic activity (UOA)	0
Baseline contract value	£444,914.88

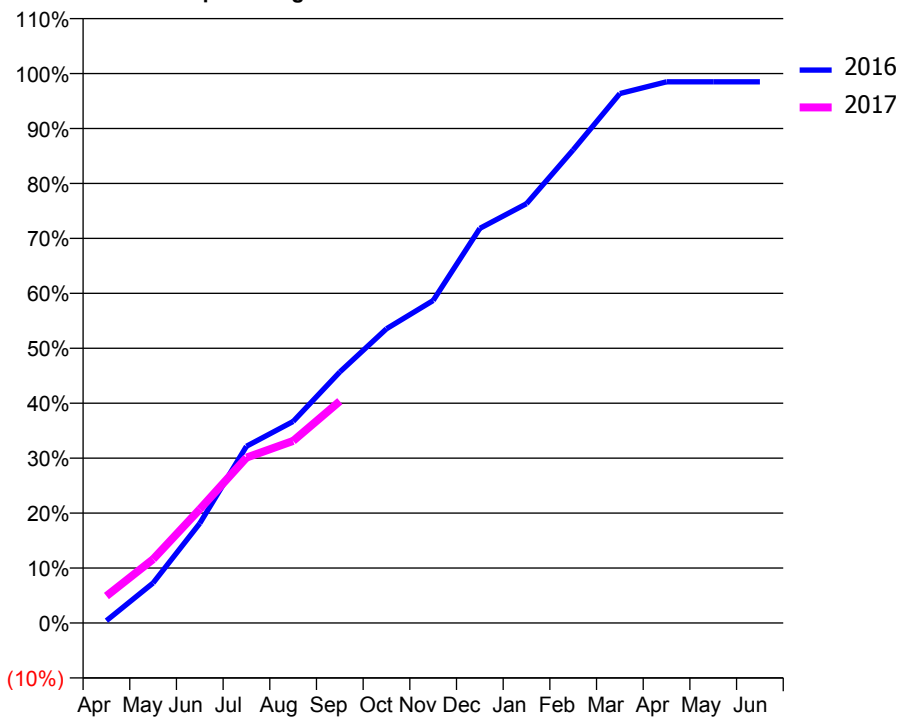
### ACCESS\*

Patients seen in 24 months	Total	Change since previous quarter
Quarter ending September 2015	4,098	
Quarter ending December 2015	4,068	→
Quarter ending March 2016	4,004	↓
Quarter ending June 2016	3,951	↓
Quarter ending September 2016	3,930	→
<b>Variance since September 2015</b>	<b>(4.1%)</b>	<b>↓</b>



### ACTIVITY

Cumulative percentage of contracted UDA delivered 2016 & 2017



Adjusted Scheduled Activity (UDA)

Month	2016	2017
April	57	662
May	984	1,564
June	2,446	2,790
July	4,333	4,057
August	4,941	4,465
September	6,154	5,439
October	7,214	
November	7,909	
December	9,678	
January	10,283	
February	11,604	
March	12,984	
April	13,271	
May	13,271	
June	13,271	

### QUALITY

	Quantity	Base Number	Contract	AT	Region	England
% of FP17s for the same patient ID Re-attending within 3 months - Children	41	623	6.6%	9.8%	11.8%	12.4%
% of FP17s for the same patient ID Re-attending within 3 months - Adults	247	1,593	15.5%	15.8%	16.6%	16.7%
% of FP17s for the same patient ID Re-attending between 3 & 9 months - Children	300	623	48.2%	59.0%	60.2%	57.4%
% of FP17s for the same patient ID Re-attending between 3 & 9 months - Adults	568	1,593	35.7%	50.9%	52.0%	50.5%
% of FP17s for Band 1 Urgent Courses	212	2,082	10.2%	9.5%	9.4%	9.1%
% of FP17s Relating to Free Repair or Replacements	23	2,082	1.1%	0.6%	0.7%	0.8%
% of FP17s Relating to Continuations	57	2,082	2.7%	1.1%	1.2%	1.3%
% of Patients satisfied with the dentistry they have received	6	6	N/A	94.8%	93.6%	93.2%
% of Patients satisfied with the time they had to wait for an appointment	6	6	N/A	91.7%	89.1%	89.0%

\* This is based on patients treated on this contract for their most recent course of treatment. Figures in italics indicate the base number of FP17s or Patient Questionnaire responses are less than 100. N/A is shown where the base number of responses is less than 10 during the period. % is calculated as Quantity/Base number\*100

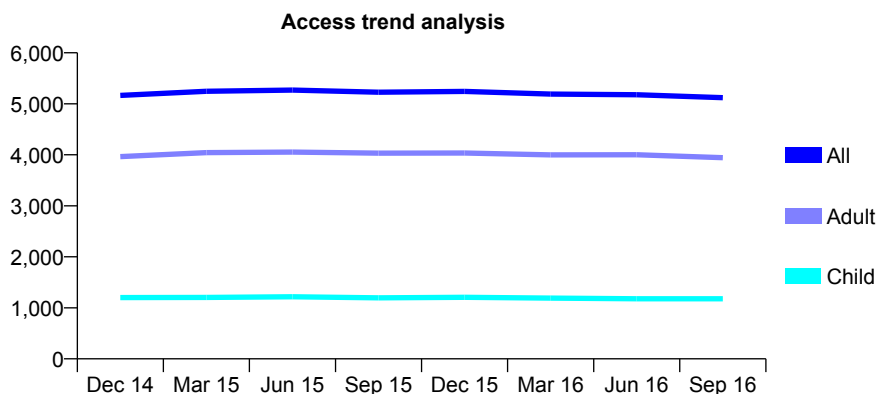
## Q68 - Vital Signs At a Glance Contract Report for 104051/0002 - September 2016

Name or company name	Mermaid Dental Care Limited
Contract type name	GDS Contract
Purpose of contract	General
Contract start date	01/11/2010
Contract end date	

16/17 Contracted general activity (UDA)	17,855
Carry forward general activity (UDA)	58
16/17 Contracted orthodontic activity (UOA)	0
Carry forward orthodontic activity (UOA)	0
Baseline contract value	£477,065.54

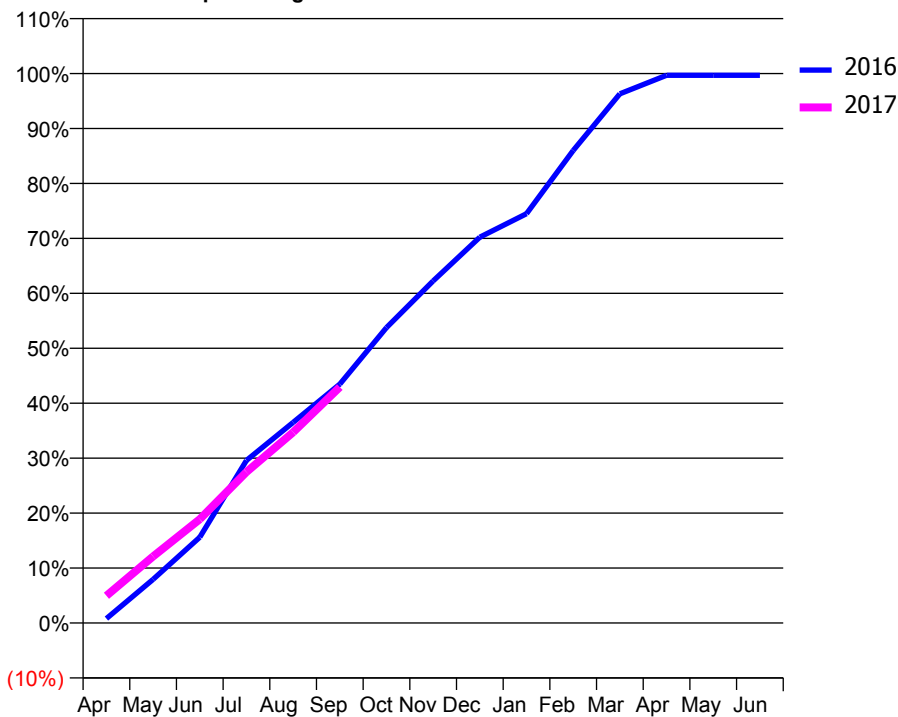
### ACCESS\*

Patients seen in 24 months	Total	Change since previous quarter
Quarter ending September 2015	5,228	
Quarter ending December 2015	5,242	→
Quarter ending March 2016	5,190	→
Quarter ending June 2016	5,179	→
Quarter ending September 2016	5,121	↓
<b>Variance since September 2015</b>	<b>(2.0%)</b>	<b>↓</b>



### ACTIVITY

Cumulative percentage of contracted UDA delivered 2016 & 2017



Month	Adjusted Scheduled Activity (UDA)	
	2016	2017
April	147	885
May	1,418	2,166
June	2,786	3,373
July	5,282	4,905
August	6,519	6,197
September	7,764	7,666
October	9,600	
November	11,116	
December	12,537	
January	13,300	
February	15,352	
March	17,196	
April	17,797	
May	17,797	
June	17,797	

### QUALITY

	Quantity	Base Number	Contract	AT	Region	England
% of FP17s for the same patient ID Re-attending within 3 months - Children	41	840	4.9%	9.8%	11.8%	12.4%
% of FP17s for the same patient ID Re-attending within 3 months - Adults	264	2,279	11.6%	15.8%	16.6%	16.7%
% of FP17s for the same patient ID Re-attending between 3 & 9 months - Children	469	840	55.8%	59.0%	60.2%	57.4%
% of FP17s for the same patient ID Re-attending between 3 & 9 months - Adults	859	2,279	37.7%	50.9%	52.0%	50.5%
% of FP17s for Band 1 Urgent Courses	209	2,924	7.1%	9.5%	9.4%	9.1%
% of FP17s Relating to Free Repair or Replacements	15	2,924	0.5%	0.6%	0.7%	0.8%
% of FP17s Relating to Continuations	60	2,924	2.1%	1.1%	1.2%	1.3%
% of Patients satisfied with the dentistry they have received	6	6	N/A	94.8%	93.6%	93.2%
% of Patients satisfied with the time they had to wait for an appointment	6	6	N/A	91.7%	89.1%	89.0%

\* This is based on patients treated on this contract for their most recent course of treatment. Figures in italics indicate the base number of FP17s or Patient Questionnaire responses are less than 100. N/A is shown where the base number of responses is less than 10 during the period. % is calculated as Quantity/Base number\*100

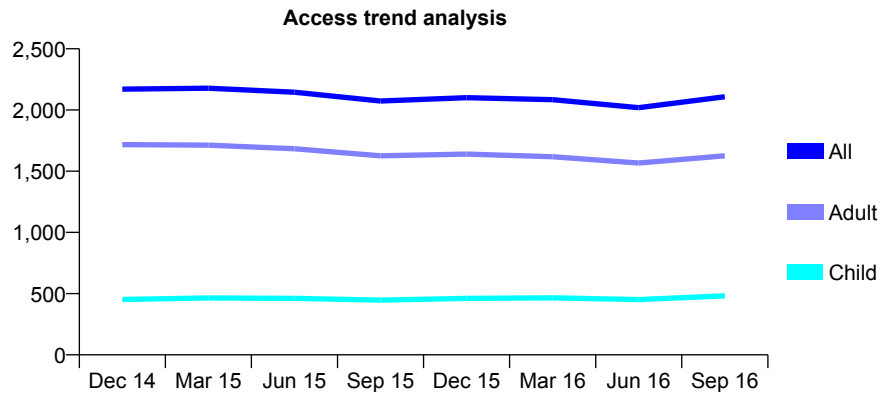
## Q68 - Vital Signs At a Glance Contract Report for 104833/0001 - September 2016

Name or company name	J F Royle and R N Chadha
Contract type name	GDS Contract
Purpose of contract	General
Contract start date	07/12/2009
Contract end date	

16/17 Contracted general activity (UDA)	5,400
Carry forward general activity (UDA)	0
16/17 Contracted orthodontic activity (UOA)	0
Carry forward orthodontic activity (UOA)	0
Baseline contract value	£135,573.85

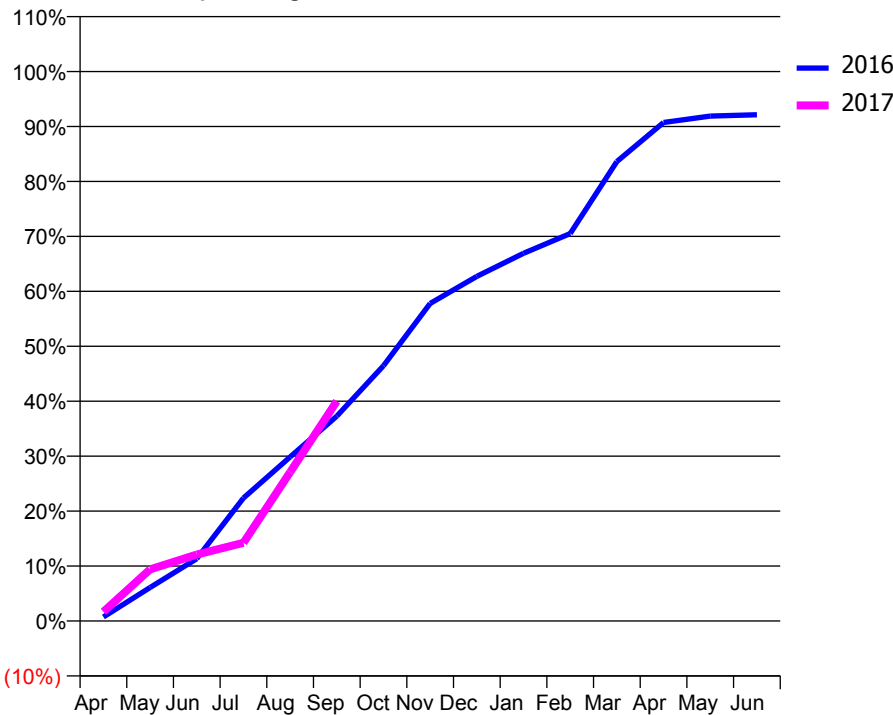
### ACCESS\*

Patients seen in 24 months	Total	Change since previous quarter
Quarter ending September 2015	2,073	
Quarter ending December 2015	2,101	→
Quarter ending March 2016	2,084	→
Quarter ending June 2016	2,019	↓
Quarter ending September 2016	2,108	↑
<b>Variance since September 2015</b>	<b>1.7%</b>	<b>→</b>



### ACTIVITY

Cumulative percentage of contracted UDA delivered 2016 & 2017



Month	Adjusted Scheduled Activity (UDA)	
	2016	2017
April	40	91
May	329	508
June	613	653
July	1,209	769
August	1,612	1,463
September	2,013	2,160
October	2,509	
November	3,121	
December	3,386	
January	3,613	
February	3,808	
March	4,514	
April	4,899	
May	4,961	
June	4,974	

### QUALITY

	Quantity	Base Number	Contract	AT	Region	England
% of FP17s for the same patient ID Re-attending within 3 months - Children	24	299	8.0%	9.8%	11.8%	12.4%
% of FP17s for the same patient ID Re-attending within 3 months - Adults	124	844	14.7%	15.8%	16.6%	16.7%
% of FP17s for the same patient ID Re-attending between 3 & 9 months - Children	101	299	33.8%	59.0%	60.2%	57.4%
% of FP17s for the same patient ID Re-attending between 3 & 9 months - Adults	245	844	29.0%	50.9%	52.0%	50.5%
% of FP17s for Band 1 Urgent Courses	145	967	15.0%	9.5%	9.4%	9.1%
% of FP17s Relating to Free Repair or Replacements	9	967	0.9%	0.6%	0.7%	0.8%
% of FP17s Relating to Continuations	1	967	0.1%	1.1%	1.2%	1.3%
% of Patients satisfied with the dentistry they have received	2	2	N/A	94.8%	93.6%	93.2%
% of Patients satisfied with the time they had to wait for an appointment	2	2	N/A	91.7%	89.1%	89.0%

\* This is based on patients treated on this contract for their most recent course of treatment. Figures in italics indicate the base number of FP17s or Patient Questionnaire responses are less than 100. N/A is shown where the base number of responses is less than 10 during the period. % is calculated as Quantity/Base number\*100

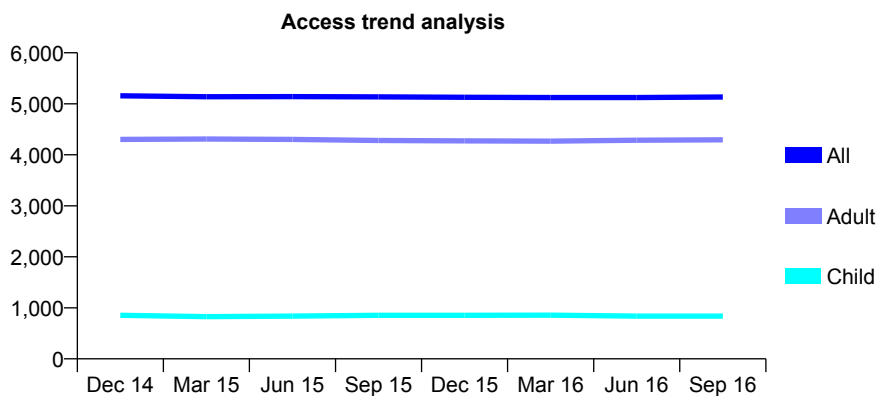
## Q68 - Vital Signs At a Glance Contract Report for 104922/0001 - September 2016

Name or company name	Queens Crescent Dental Practice Ltd
Contract type name	GDS Contract
Purpose of contract	General
Contract start date	01/02/2007
Contract end date	

16/17 Contracted general activity (UDA)	15,639
Carry forward general activity (UDA)	1
16/17 Contracted orthodontic activity (UOA)	0
Carry forward orthodontic activity (UOA)	0
Baseline contract value	£425,355.04

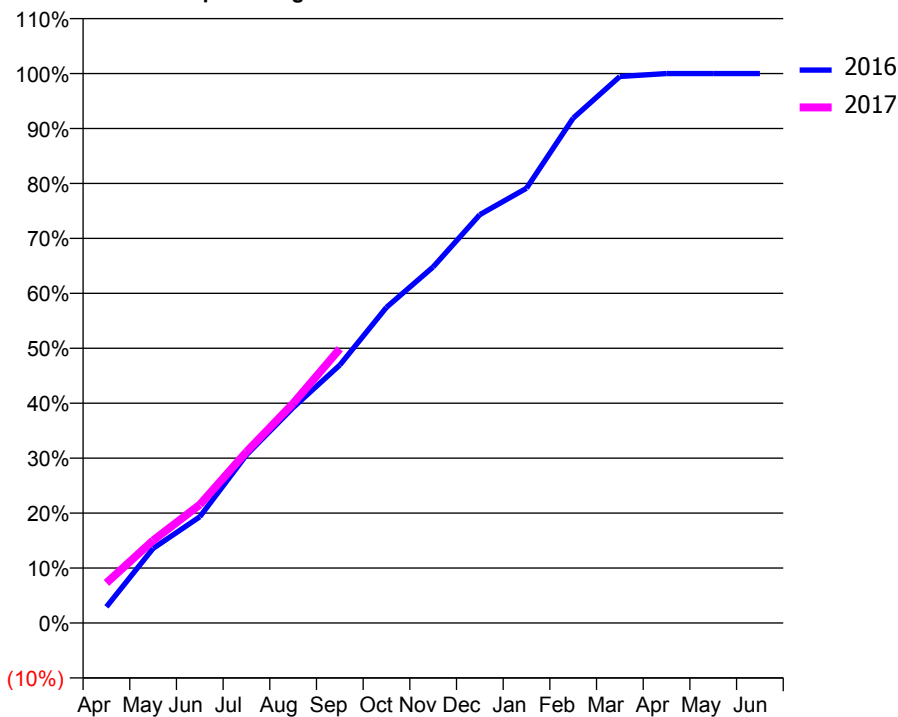
### ACCESS\*

Patients seen in 24 months	Total	Change since previous quarter
Quarter ending September 2015	5,136	
Quarter ending December 2015	5,127	→
Quarter ending March 2016	5,124	→
Quarter ending June 2016	5,123	→
Quarter ending September 2016	5,133	→
<b>Variance since September 2015</b>	<b>(0.1%)</b>	→



### ACTIVITY

Cumulative percentage of contracted UDA delivered 2016 & 2017



Month	Adjusted Scheduled Activity (UDA)	
	2016	2017
April	463	1,141
May	2,124	2,349
June	3,023	3,368
July	4,785	4,871
August	6,132	6,247
September	7,341	7,804
October	8,984	
November	10,136	
December	11,622	
January	12,374	
February	14,369	
March	15,554	
April	15,638	
May	15,638	
June	15,638	

### QUALITY

	Quantity	Base Number	Contract	AT	Region	England
% of FP17s for the same patient ID Re-attending within 3 months - Children	26	605	4.3%	9.8%	11.8%	12.4%
% of FP17s for the same patient ID Re-attending within 3 months - Adults	459	3,320	13.8%	15.8%	16.6%	16.7%
% of FP17s for the same patient ID Re-attending between 3 & 9 months - Children	351	605	58.0%	59.0%	60.2%	57.4%
% of FP17s for the same patient ID Re-attending between 3 & 9 months - Adults	1,908	3,320	57.5%	50.9%	52.0%	50.5%
% of FP17s for Band 1 Urgent Courses	266	3,875	6.9%	9.5%	9.4%	9.1%
% of FP17s Relating to Free Repair or Replacements	25	3,875	0.6%	0.6%	0.7%	0.8%
% of FP17s Relating to Continuations	47	3,875	1.2%	1.1%	1.2%	1.3%
% of Patients satisfied with the dentistry they have received	8	9	N/A	94.8%	93.6%	93.2%
% of Patients satisfied with the time they had to wait for an appointment	8	9	N/A	91.7%	89.1%	89.0%

\* This is based on patients treated on this contract for their most recent course of treatment. Figures in italics indicate the base number of FP17s or Patient Questionnaire responses are less than 100. N/A is shown where the base number of responses is less than 10 during the period. % is calculated as Quantity/Base number\*100

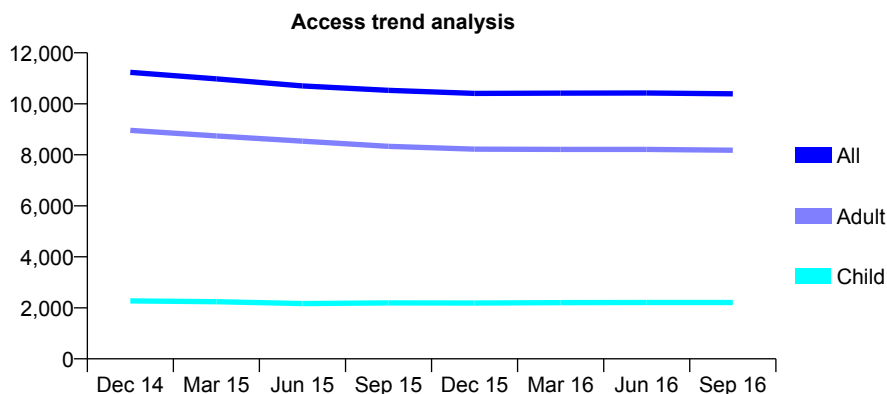
## Q68 - Vital Signs At a Glance Contract Report for 105414/0002 - September 2016

Name or company name	First Choice Dental Limited
Contract type name	GDS Contract
Purpose of contract	General
Contract start date	01/04/2006
Contract end date	

16/17 Contracted general activity (UDA)	38,100
Carry forward general activity (UDA)	0
16/17 Contracted orthodontic activity (UOA)	0
Carry forward orthodontic activity (UOA)	0
Baseline contract value	£948,811.87

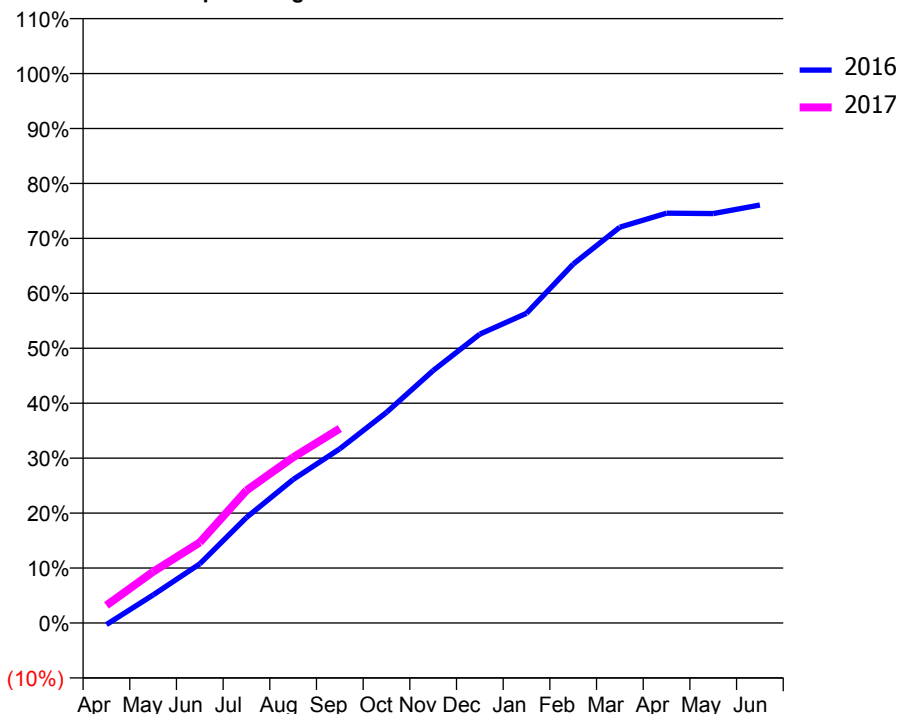
### ACCESS\*

Patients seen in 24 months	Total	Change since previous quarter
Quarter ending September 2015	10,529	
Quarter ending December 2015	10,410	↓
Quarter ending March 2016	10,416	→
Quarter ending June 2016	10,425	→
Quarter ending September 2016	10,391	→
<b>Variance since September 2015</b>	<b>(1.3%)</b>	<b>↓</b>



### ACTIVITY

Cumulative percentage of contracted UDA delivered 2016 & 2017



Month	Adjusted Scheduled Activity (UDA)	
	2016	2017
April	-113	1,226
May	1,945	3,559
June	4,105	5,593
July	7,320	9,194
August	9,951	11,484
September	12,083	13,486
October	14,602	
November	17,510	
December	20,029	
January	21,474	
February	24,882	
March	27,447	
April	28,421	
May	28,386	
June	28,980	

### QUALITY

	Quantity	Base Number	Contract	AT	Region	England
% of FP17s for the same patient ID Re-attending within 3 months - Children	117	1,576	7.4%	9.8%	11.8%	12.4%
% of FP17s for the same patient ID Re-attending within 3 months - Adults	808	5,333	15.2%	15.8%	16.6%	16.7%
% of FP17s for the same patient ID Re-attending between 3 & 9 months - Children	860	1,576	54.6%	59.0%	60.2%	57.4%
% of FP17s for the same patient ID Re-attending between 3 & 9 months - Adults	2,026	5,333	38.0%	50.9%	52.0%	50.5%
% of FP17s for Band 1 Urgent Courses	573	6,278	9.1%	9.5%	9.4%	9.1%
% of FP17s Relating to Free Repair or Replacements	64	6,278	1.0%	0.6%	0.7%	0.8%
% of FP17s Relating to Continuations	142	6,278	2.3%	1.1%	1.2%	1.3%
% of Patients satisfied with the dentistry they have received	10	11	90.9%	94.8%	93.6%	93.2%
% of Patients satisfied with the time they had to wait for an appointment	9	11	81.8%	91.7%	89.1%	89.0%

\* This is based on patients treated on this contract for their most recent course of treatment. Figures in italics indicate the base number of FP17s or Patient Questionnaire responses are less than 100. N/A is shown where the base number of responses is less than 10 during the period. % is calculated as Quantity/Base number\*100

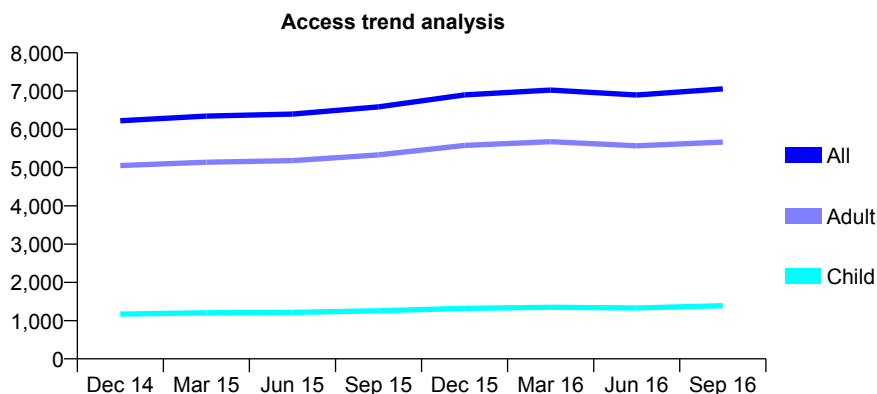
## Q68 - Vital Signs At a Glance Contract Report for 105414/0009 - September 2016

Name or company name	First Choice Dental Limited
Contract type name	GDS Contract
Purpose of contract	General
Contract start date	01/07/2007
Contract end date	

16/17 Contracted general activity (UDA)	22,951
Carry forward general activity (UDA)	0
16/17 Contracted orthodontic activity (UOA)	0
Carry forward orthodontic activity (UOA)	0
Baseline contract value	£550,166.58

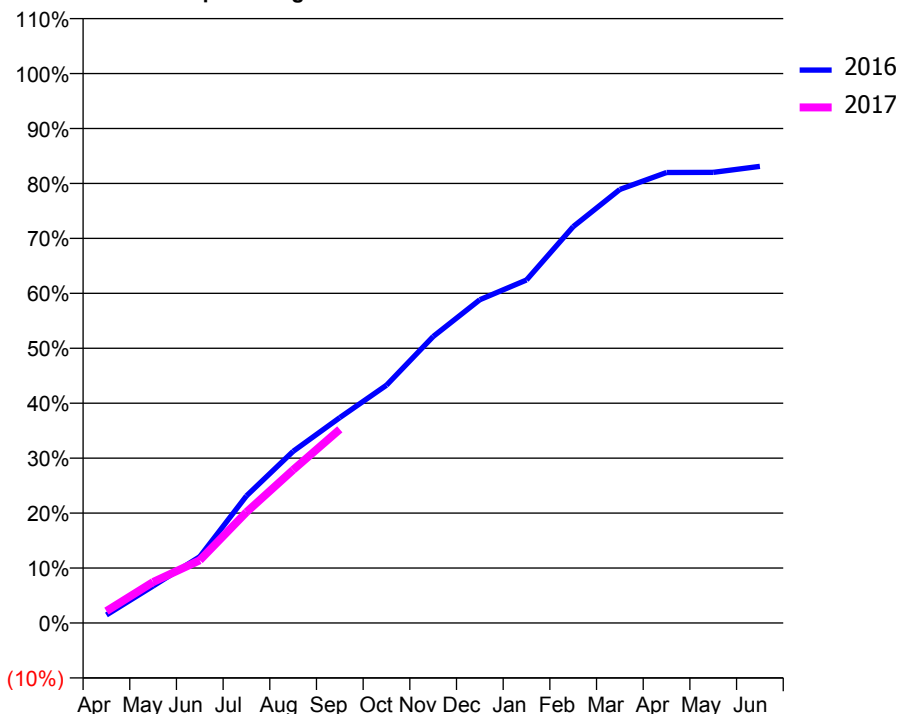
### ACCESS\*

Patients seen in 24 months	Total	Change since previous quarter
Quarter ending September 2015	6,588	
Quarter ending December 2015	6,899	↑
Quarter ending March 2016	7,024	→
Quarter ending June 2016	6,898	↓
Quarter ending September 2016	7,056	↑
<b>Variance since September 2015</b>	<b>7.1%</b>	<b>↑</b>



### ACTIVITY

Cumulative percentage of contracted UDA delivered 2016 & 2017



Month	Adjusted Scheduled Activity (UDA)	
	2016	2017
April	339	500
May	1,543	1,713
June	2,768	2,619
July	5,312	4,633
August	7,170	6,397
September	8,581	8,089
October	9,933	
November	11,965	
December	13,504	
January	14,327	
February	16,557	
March	18,111	
April	18,816	
May	18,819	
June	19,074	

### QUALITY

	Quantity	Base Number	Contract	AT	Region	England
% of FP17s for the same patient ID Re-attending within 3 months - Children	75	774	9.7%	9.8%	11.8%	12.4%
% of FP17s for the same patient ID Re-attending within 3 months - Adults	564	3,072	18.4%	15.8%	16.6%	16.7%
% of FP17s for the same patient ID Re-attending between 3 & 9 months - Children	253	774	32.7%	59.0%	60.2%	57.4%
% of FP17s for the same patient ID Re-attending between 3 & 9 months - Adults	908	3,072	29.6%	50.9%	52.0%	50.5%
% of FP17s for Band 1 Urgent Courses	409	3,422	12.0%	9.5%	9.4%	9.1%
% of FP17s Relating to Free Repair or Replacements	20	3,422	0.6%	0.6%	0.7%	0.8%
% of FP17s Relating to Continuations	114	3,422	3.3%	1.1%	1.2%	1.3%
% of Patients satisfied with the dentistry they have received	3	3	N/A	94.8%	93.6%	93.2%
% of Patients satisfied with the time they had to wait for an appointment	2	3	N/A	91.7%	89.1%	89.0%

\* This is based on patients treated on this contract for their most recent course of treatment. Figures in italics indicate the base number of FP17s or Patient Questionnaire responses are less than 100. N/A is shown where the base number of responses is less than 10 during the period. % is calculated as Quantity/Base number\*100



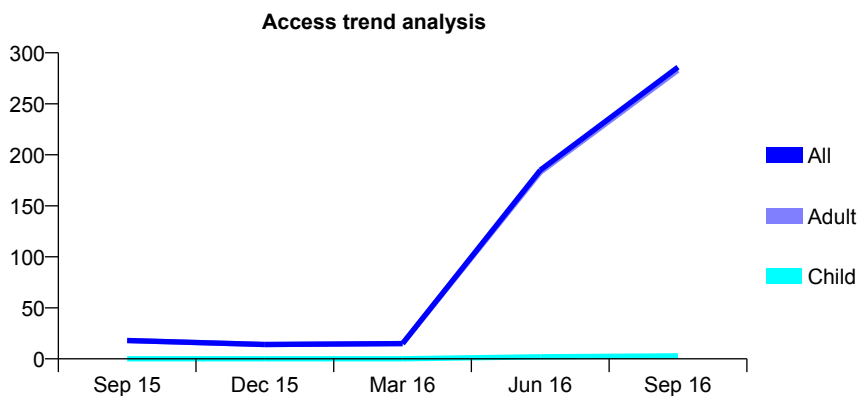
## Q68 - Vital Signs At a Glance Contract Report for 105414/0015 - September 2016

Name or company name	First Choice Dental Limited
Contract type name	GDS Contract
Purpose of contract	General
Contract start date	01/04/2015
Contract end date	

16/17 Contracted general activity (UDA)	2,280
Carry forward general activity (UDA)	0
16/17 Contracted orthodontic activity (UOA)	0
Carry forward orthodontic activity (UOA)	0
Baseline contract value	£157,666.70

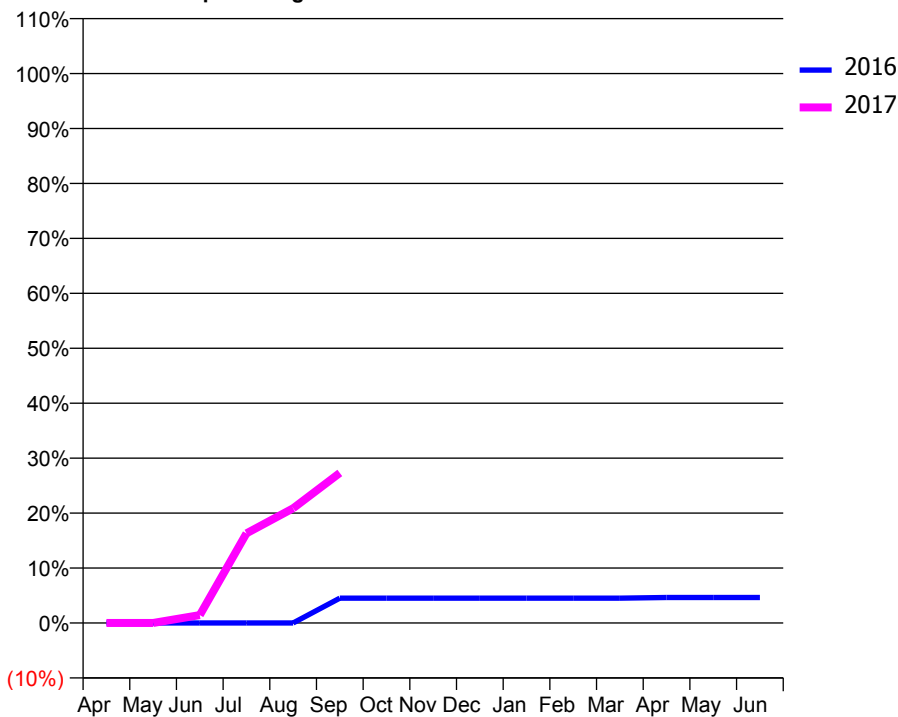
### ACCESS\*

Patients seen in 24 months	Total	Change since previous quarter
Quarter ending September 2015	18	
Quarter ending December 2015	14	↓
Quarter ending March 2016	15	↑
Quarter ending June 2016	185	↑
Quarter ending September 2016	286	↑
<b>Variance since September 2015</b>	<b>1488.9%</b>	<b>↑</b>



### ACTIVITY

Cumulative percentage of contracted UDA delivered 2016 & 2017



Month	Adjusted Scheduled Activity (UDA)	
	2016	2017
April	0	0
May	0	0
June	0	33
July	0	372
August	0	476
September	103	623
October	103	
November	103	
December	103	
January	103	
February	103	
March	103	
April	106	
May	106	
June	106	

### QUALITY

	Quantity	Base Number	Contract	AT	Region	England
% of FP17s for the same patient ID Re-attending within 3 months - Children	0	5	0.0%	9.8%	11.8%	12.4%
% of FP17s for the same patient ID Re-attending within 3 months - Adults	4	338	1.2%	15.8%	16.6%	16.7%
% of FP17s for the same patient ID Re-attending between 3 & 9 months - Children	0	5	0.0%	59.0%	60.2%	57.4%
% of FP17s for the same patient ID Re-attending between 3 & 9 months - Adults	1	338	0.3%	50.9%	52.0%	50.5%
% of FP17s for Band 1 Urgent Courses	0	221	0.0%	9.5%	9.4%	9.1%
% of FP17s Relating to Free Repair or Replacements	0	221	0.0%	0.6%	0.7%	0.8%
% of FP17s Relating to Continuations	2	221	0.9%	1.1%	1.2%	1.3%
% of Patients satisfied with the dentistry they have received	0	0	N/A	94.8%	93.6%	93.2%
% of Patients satisfied with the time they had to wait for an appointment	0	0	N/A	91.7%	89.1%	89.0%

\* This is based on patients treated on this contract for their most recent course of treatment. Figures in italics indicate the base number of FP17s or Patient Questionnaire responses are less than 100. N/A is shown where the base number of responses is less than 10 during the period. % is calculated as Quantity/Base number\*100



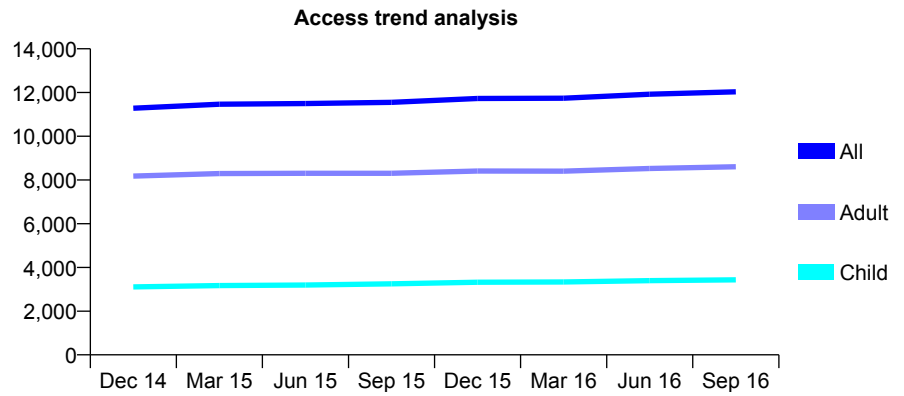
## Q68 - Vital Signs At a Glance Contract Report for 105759/0002 - September 2016

Name or company name	Mr S Dattani & Mr J Patel
Contract type name	GDS Contract
Purpose of contract	General
Contract start date	01/07/2007
Contract end date	

16/17 Contracted general activity (UDA)	23,987
Carry forward general activity (UDA)	-389
16/17 Contracted orthodontic activity (UOA)	0
Carry forward orthodontic activity (UOA)	0
Baseline contract value	£673,243.73

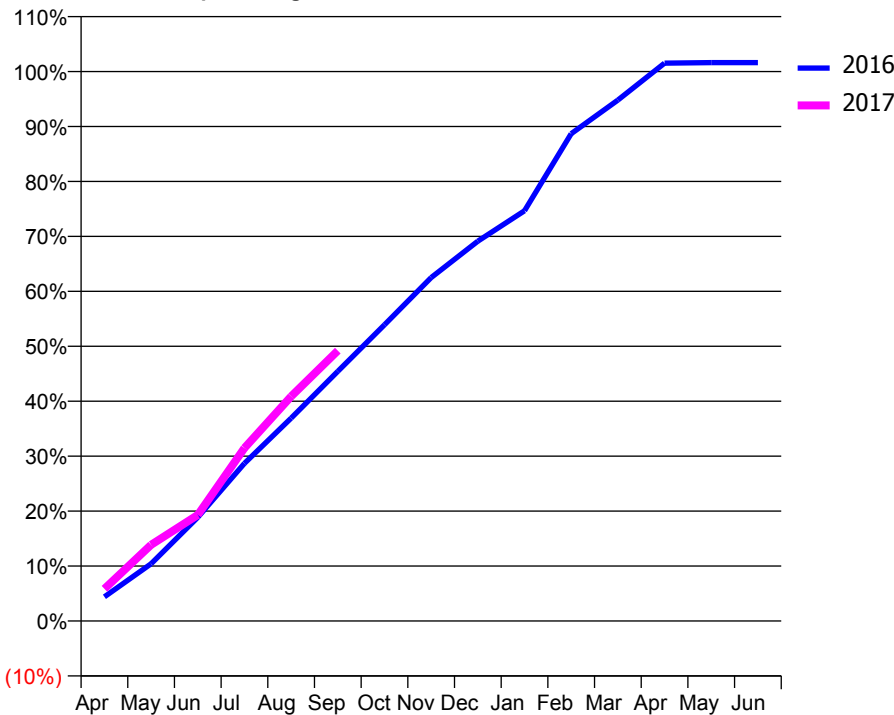
### ACCESS\*

Patients seen in 24 months	Total	Change since previous quarter
Quarter ending September 2015	11,553	
Quarter ending December 2015	11,729	→
Quarter ending March 2016	11,739	→
Quarter ending June 2016	11,923	→
Quarter ending September 2016	12,034	→
<b>Variance since September 2015</b>	<b>4.2%</b>	<b>↑</b>



### ACTIVITY

Cumulative percentage of contracted UDA delivered 2016 & 2017



Month	Adjusted Scheduled Activity (UDA)	
	2016	2017
April	1,059	1,403
May	2,497	3,328
June	4,523	4,628
July	6,884	7,555
August	8,856	9,804
September	10,899	11,803
October	12,934	
November	14,991	
December	16,583	
January	17,910	
February	21,274	
March	22,741	
April	24,350	
May	24,374	
June	24,376	

### QUALITY

	Quantity	Base Number	Contract	AT	Region	England
% of FP17s for the same patient ID Re-attending within 3 months - Children	126	2,494	5.1%	9.8%	11.8%	12.4%
% of FP17s for the same patient ID Re-attending within 3 months - Adults	465	5,218	8.9%	15.8%	16.6%	16.7%
% of FP17s for the same patient ID Re-attending between 3 & 9 months - Children	1,372	2,494	55.0%	59.0%	60.2%	57.4%
% of FP17s for the same patient ID Re-attending between 3 & 9 months - Adults	2,480	5,218	47.5%	50.9%	52.0%	50.5%
% of FP17s for Band 1 Urgent Courses	358	6,372	5.6%	9.5%	9.4%	9.1%
% of FP17s Relating to Free Repair or Replacements	9	6,372	0.1%	0.6%	0.7%	0.8%
% of FP17s Relating to Continuations	30	6,372	0.5%	1.1%	1.2%	1.3%
% of Patients satisfied with the dentistry they have received	9	9	N/A	94.8%	93.6%	93.2%
% of Patients satisfied with the time they had to wait for an appointment	9	9	N/A	91.7%	89.1%	89.0%

\* This is based on patients treated on this contract for their most recent course of treatment. Figures in italics indicate the base number of FP17s or Patient Questionnaire responses are less than 100. N/A is shown where the base number of responses is less than 10 during the period. % is calculated as Quantity/Base number\*100

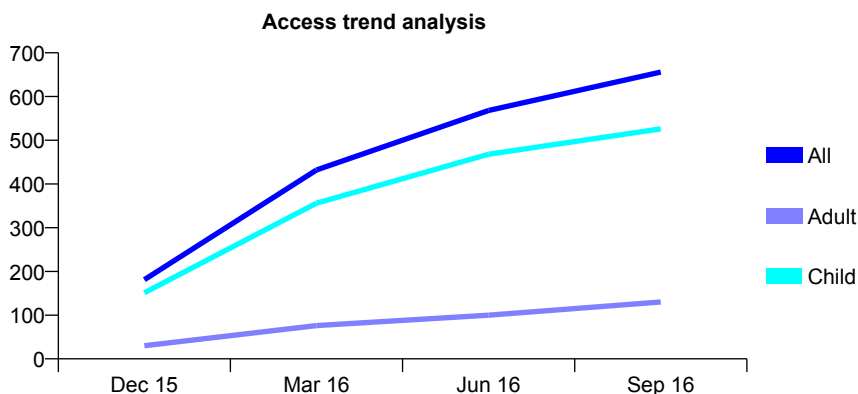
## Q68 - Vital Signs At a Glance Contract Report for 107948/0001 - September 2016

Name or company name	Mr N Kennedy and Mr S Rosier
Contract type name	GDS Contract
Purpose of contract	General
Contract start date	01/10/2015
Contract end date	

16/17 Contracted general activity (UDA)	2,850
Carry forward general activity (UDA)	0
16/17 Contracted orthodontic activity (UOA)	0
Carry forward orthodontic activity (UOA)	0
Baseline contract value	£67,085.91

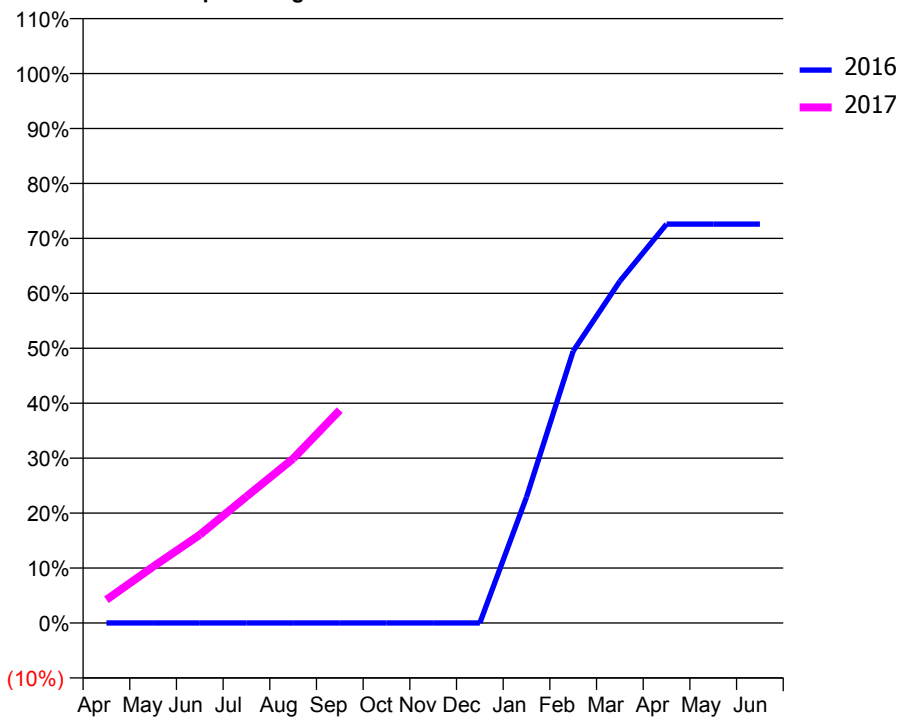
### ACCESS\*

Patients seen in 24 months	Total	Change since previous quarter
Quarter ending September 2015	0	
Quarter ending December 2015	181	↑
Quarter ending March 2016	432	↑
Quarter ending June 2016	568	↑
Quarter ending September 2016	656	↑
<b>Variance since September 2015</b>	N/A	



### ACTIVITY

Cumulative percentage of contracted UDA delivered 2016 & 2017



Month	Adjusted Scheduled Activity (UDA)	
	2016	2017
April	0	120
May	0	292
June	0	458
July	0	656
August	0	852
September	0	1,104
October	0	
November	0	
December	0	
January	327	
February	705	
March	887	
April	1,035	
May	1,035	
June	1,035	

### QUALITY

	Quantity	Base Number	Contract	AT	Region	England
% of FP17s for the same patient ID Re-attending within 3 months - Children	65	476	13.7%	9.8%	11.8%	12.4%
% of FP17s for the same patient ID Re-attending within 3 months - Adults	18	103	17.5%	15.8%	16.6%	16.7%
% of FP17s for the same patient ID Re-attending between 3 & 9 months - Children	181	476	38.0%	59.0%	60.2%	57.4%
% of FP17s for the same patient ID Re-attending between 3 & 9 months - Adults	37	103	35.9%	50.9%	52.0%	50.5%
% of FP17s for Band 1 Urgent Courses	41	530	7.7%	9.5%	9.4%	9.1%
% of FP17s Relating to Free Repair or Replacements	0	530	0.0%	0.6%	0.7%	0.8%
% of FP17s Relating to Continuations	16	530	3.0%	1.1%	1.2%	1.3%
% of Patients satisfied with the dentistry they have received	0	0	N/A	94.8%	93.6%	93.2%
% of Patients satisfied with the time they had to wait for an appointment	0	0	N/A	91.7%	89.1%	89.0%

\* This is based on patients treated on this contract for their most recent course of treatment. Figures in italics indicate the base number of FP17s or Patient Questionnaire responses are less than 100. N/A is shown where the base number of responses is less than 10 during the period. % is calculated as Quantity/Base number\*100

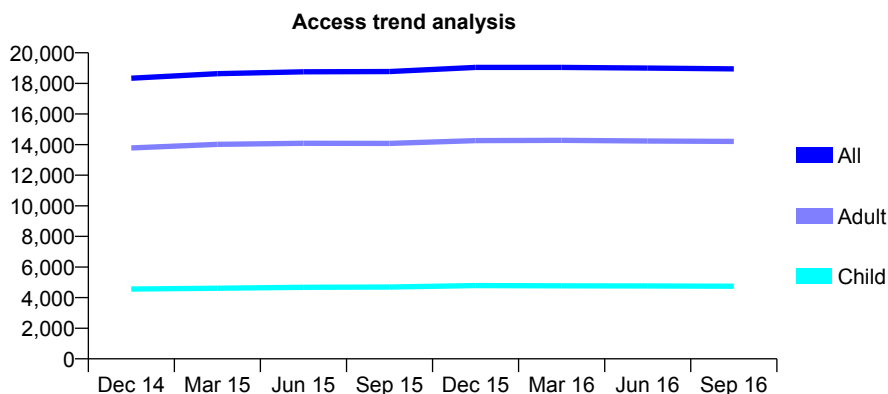
## Q68 - Vital Signs At a Glance Contract Report for 108103/0001 - September 2016

Name or company name	Mr Barry Westwood and Mr William Westwood
Contract type name	GDS Contract
Purpose of contract	General
Contract start date	27/07/2011
Contract end date	

16/17 Contracted general activity (UDA)	48,198
Carry forward general activity (UDA)	203
16/17 Contracted orthodontic activity (UOA)	0
Carry forward orthodontic activity (UOA)	0
Baseline contract value	£1,167,512.51

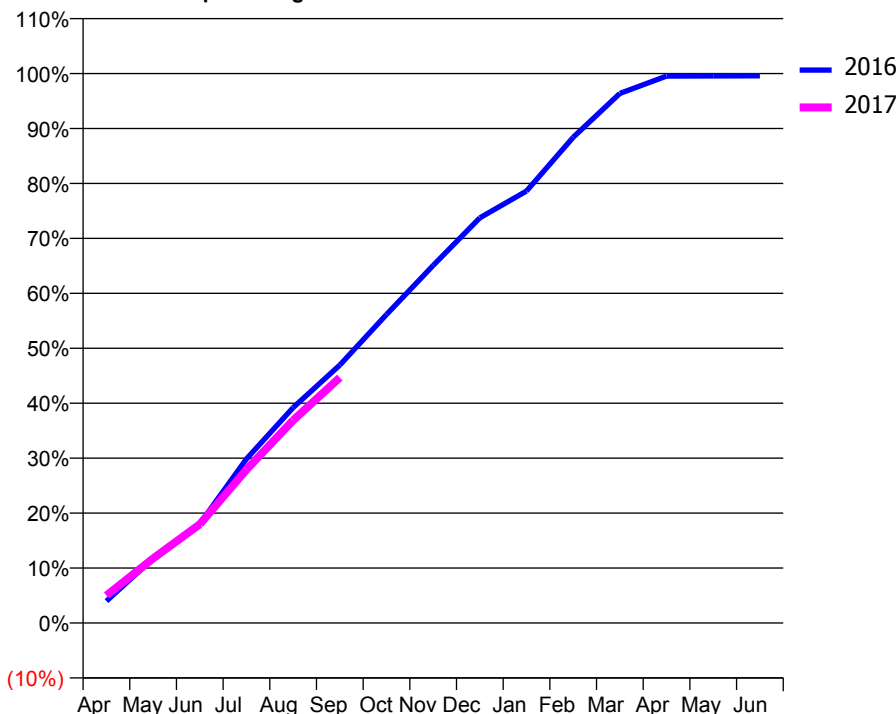
### ACCESS\*

Patients seen in 24 months	Total	Change since previous quarter
Quarter ending September 2015	18,777	
Quarter ending December 2015	19,047	→
Quarter ending March 2016	19,049	→
Quarter ending June 2016	18,998	→
Quarter ending September 2016	18,950	→
<b>Variance since September 2015</b>	<b>0.9%</b>	<b>→</b>



### ACTIVITY

Cumulative percentage of contracted UDA delivered 2016 & 2017



Month	Adjusted Scheduled Activity (UDA)	
	2016	2017
April	1,924	2,414
May	5,656	5,661
June	8,709	8,658
July	14,389	13,454
August	18,891	17,780
September	22,622	21,531
October	27,055	
November	31,358	
December	35,535	
January	37,888	
February	42,607	
March	46,452	
April	47,977	
May	47,979	
June	47,995	

### QUALITY

	Quantity	Base Number	Contract	AT	Region	England
% of FP17s for the same patient ID Re-attending within 3 months - Children	163	3,728	4.4%	9.8%	11.8%	12.4%
% of FP17s for the same patient ID Re-attending within 3 months - Adults	1,189	9,417	12.6%	15.8%	16.6%	16.7%
% of FP17s for the same patient ID Re-attending between 3 & 9 months - Children	2,479	3,728	66.5%	59.0%	60.2%	57.4%
% of FP17s for the same patient ID Re-attending between 3 & 9 months - Adults	4,664	9,417	49.5%	50.9%	52.0%	50.5%
% of FP17s for Band 1 Urgent Courses	943	12,218	7.7%	9.5%	9.4%	9.1%
% of FP17s Relating to Free Repair or Replacements	67	12,218	0.5%	0.6%	0.7%	0.8%
% of FP17s Relating to Continuations	76	12,218	0.6%	1.1%	1.2%	1.3%
% of Patients satisfied with the dentistry they have received	23	24	95.8%	94.8%	93.6%	93.2%
% of Patients satisfied with the time they had to wait for an appointment	21	24	87.5%	91.7%	89.1%	89.0%

\* This is based on patients treated on this contract for their most recent course of treatment. Figures in italics indicate the base number of FP17s or Patient Questionnaire responses are less than 100. N/A is shown where the base number of responses is less than 10 during the period. % is calculated as Quantity/Base number\*100

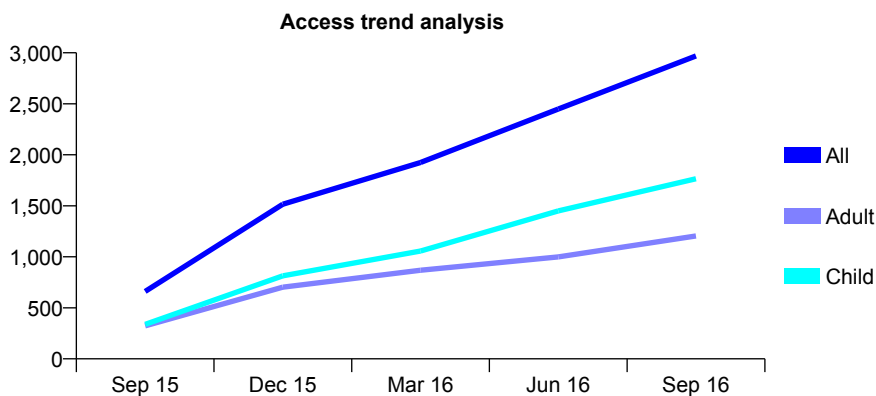
## Q68 - Vital Signs At a Glance Contract Report for 108812/0001 - September 2016

Name or company name	St Faiths Clinic Limited
Contract type name	PDS Contract
Purpose of contract	General
Contract start date	01/08/2015
Contract end date	31/03/2018

16/17 Contracted general activity (UDA)	8,417
Carry forward general activity (UDA)	-241
16/17 Contracted orthodontic activity (UOA)	0
Carry forward orthodontic activity (UOA)	0
Baseline contract value	£643,782.02

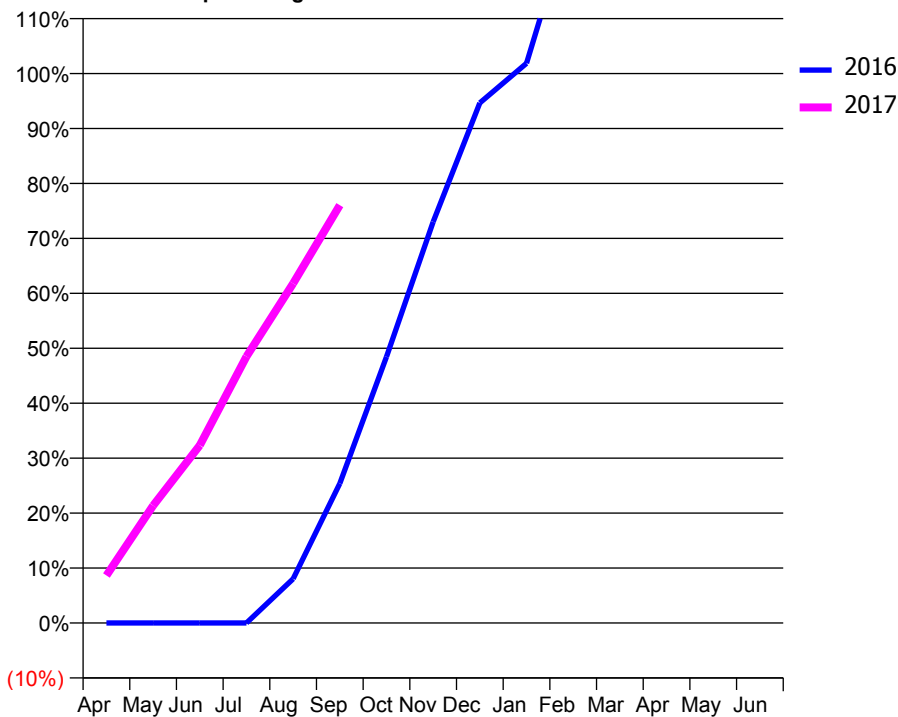
### ACCESS\*

Patients seen in 24 months	Total	Change since previous quarter
Quarter ending September 2015	661	
Quarter ending December 2015	1,516	↑
Quarter ending March 2016	1,925	↑
Quarter ending June 2016	2,449	↑
Quarter ending September 2016	2,969	↑
<b>Variance since September 2015</b>	<b>349.2%</b>	<b>↑</b>



### ACTIVITY

Cumulative percentage of contracted UDA delivered 2016 & 2017



Month	Adjusted Scheduled Activity (UDA)	
	2016	2017
April	0	728
May	0	1,799
June	0	2,722
July	0	4,083
August	451	5,202
September	1,425	6,400
October	2,719	
November	4,096	
December	5,311	
January	5,715	
February	7,277	
March	8,168	
April	8,412	
May	8,412	
June	8,412	

### QUALITY

	Quantity	Base Number	Contract	AT	Region	England
% of FP17s for the same patient ID Re-attending within 3 months - Children	15	1,461	1.0%	9.8%	11.8%	12.4%
% of FP17s for the same patient ID Re-attending within 3 months - Adults	4	692	0.6%	15.8%	16.6%	16.7%
% of FP17s for the same patient ID Re-attending between 3 & 9 months - Children	4	1,461	0.3%	59.0%	60.2%	57.4%
% of FP17s for the same patient ID Re-attending between 3 & 9 months - Adults	0	692	0.0%	50.9%	52.0%	50.5%
% of FP17s for Band 1 Urgent Courses	0	2,071	0.0%	9.5%	9.4%	9.1%
% of FP17s Relating to Free Repair or Replacements	5	2,071	0.2%	0.6%	0.7%	0.8%
% of FP17s Relating to Continuations	16	2,071	0.8%	1.1%	1.2%	1.3%
% of Patients satisfied with the dentistry they have received	3	4	N/A	94.8%	93.6%	93.2%
% of Patients satisfied with the time they had to wait for an appointment	3	4	N/A	91.7%	89.1%	89.0%

\* This is based on patients treated on this contract for their most recent course of treatment. Figures in italics indicate the base number of FP17s or Patient Questionnaire responses are less than 100. N/A is shown where the base number of responses is less than 10 during the period. % is calculated as Quantity/Base number\*100

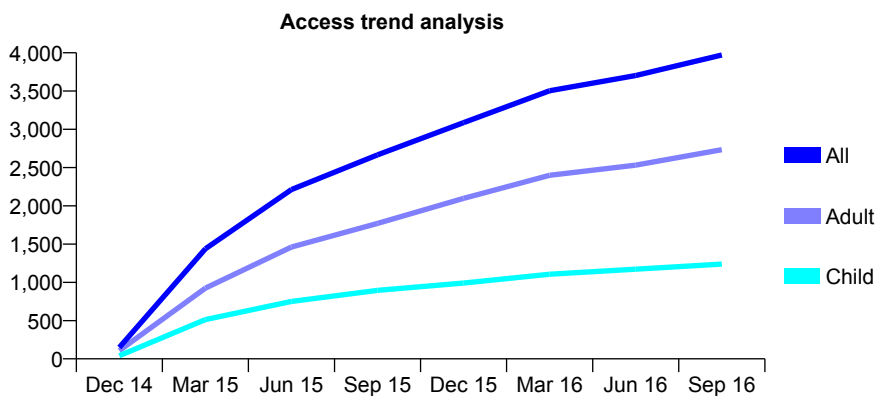
## Q68 - Vital Signs At a Glance Contract Report for 111104/0001 - September 2016

Name or company name	Mr M Mousavi & Ms F Mirsiaghi
Contract type name	GDS Contract
Purpose of contract	General
Contract start date	01/12/2014
Contract end date	

16/17 Contracted general activity (UDA)	12,310
Carry forward general activity (UDA)	330
16/17 Contracted orthodontic activity (UOA)	0
Carry forward orthodontic activity (UOA)	0
Baseline contract value	£350,588.25

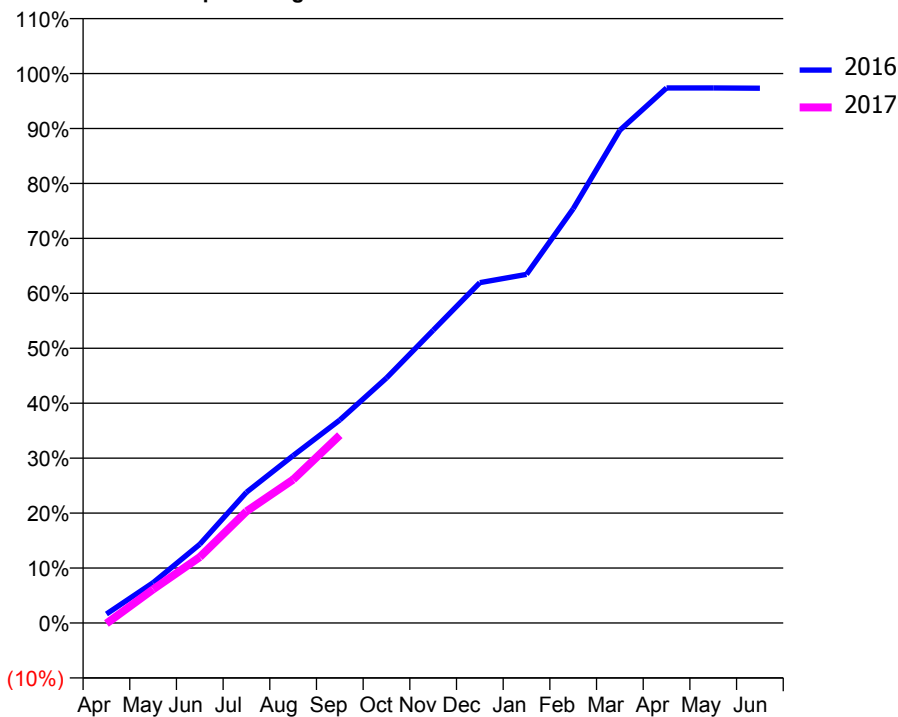
### ACCESS\*

Patients seen in 24 months	Total	Change since previous quarter
Quarter ending September 2015	2,665	
Quarter ending December 2015	3,087	↑
Quarter ending March 2016	3,505	↑
Quarter ending June 2016	3,703	↑
Quarter ending September 2016	3,971	↑
<b>Variance since September 2015</b>	<b>49.0%</b>	<b>↑</b>



### ACTIVITY

Cumulative percentage of contracted UDA delivered 2016 & 2017



Adjusted Scheduled Activity (UDA)

Month	2016	2017
April	200	-13
May	903	753
June	1,764	1,477
July	2,929	2,501
August	3,752	3,214
September	4,549	4,209
October	5,490	
November	6,558	
December	7,625	
January	7,810	
February	9,279	
March	11,039	
April	11,986	
May	11,986	
June	11,980	

### QUALITY

	Quantity	Base Number	Contract	AT	Region	England
% of FP17s for the same patient ID Re-attending within 3 months - Children	48	865	5.5%	9.8%	11.8%	12.4%
% of FP17s for the same patient ID Re-attending within 3 months - Adults	188	1,463	12.9%	15.8%	16.6%	16.7%
% of FP17s for the same patient ID Re-attending between 3 & 9 months - Children	458	865	52.9%	59.0%	60.2%	57.4%
% of FP17s for the same patient ID Re-attending between 3 & 9 months - Adults	626	1,463	42.8%	50.9%	52.0%	50.5%
% of FP17s for Band 1 Urgent Courses	244	2,030	12.0%	9.5%	9.4%	9.1%
% of FP17s Relating to Free Repair or Replacements	28	2,030	1.4%	0.6%	0.7%	0.8%
% of FP17s Relating to Continuations	13	2,030	0.6%	1.1%	1.2%	1.3%
% of Patients satisfied with the dentistry they have received	2	2	N/A	94.8%	93.6%	93.2%
% of Patients satisfied with the time they had to wait for an appointment	2	2	N/A	91.7%	89.1%	89.0%

\* This is based on patients treated on this contract for their most recent course of treatment. Figures in italics indicate the base number of FP17s or Patient Questionnaire responses are less than 100. N/A is shown where the base number of responses is less than 10 during the period. % is calculated as Quantity/Base number\*100

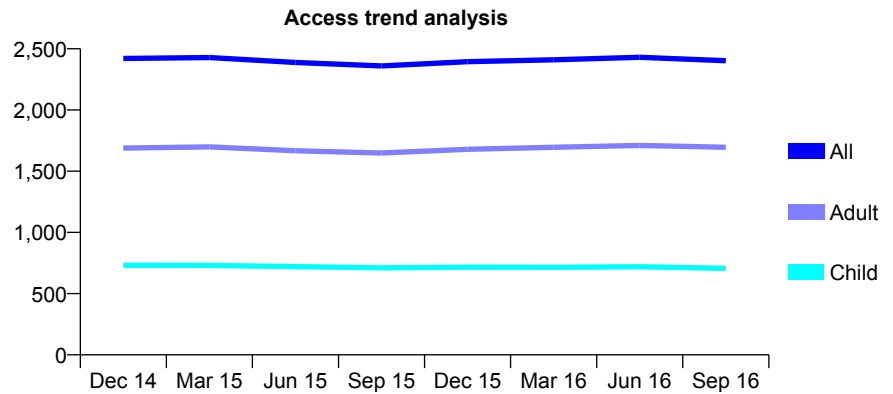
## Q68 - Vital Signs At a Glance Contract Report for 111740/0001 - September 2016

Name or company name	Mr Mayuran Senthilnathan & Mr Amit Dodia
Contract type name	GDS Contract
Purpose of contract	General
Contract start date	06/06/2010
Contract end date	

16/17 Contracted general activity (UDA)	7,827
Carry forward general activity (UDA)	-85
16/17 Contracted orthodontic activity (UOA)	0
Carry forward orthodontic activity (UOA)	0
Baseline contract value	£173,960.27

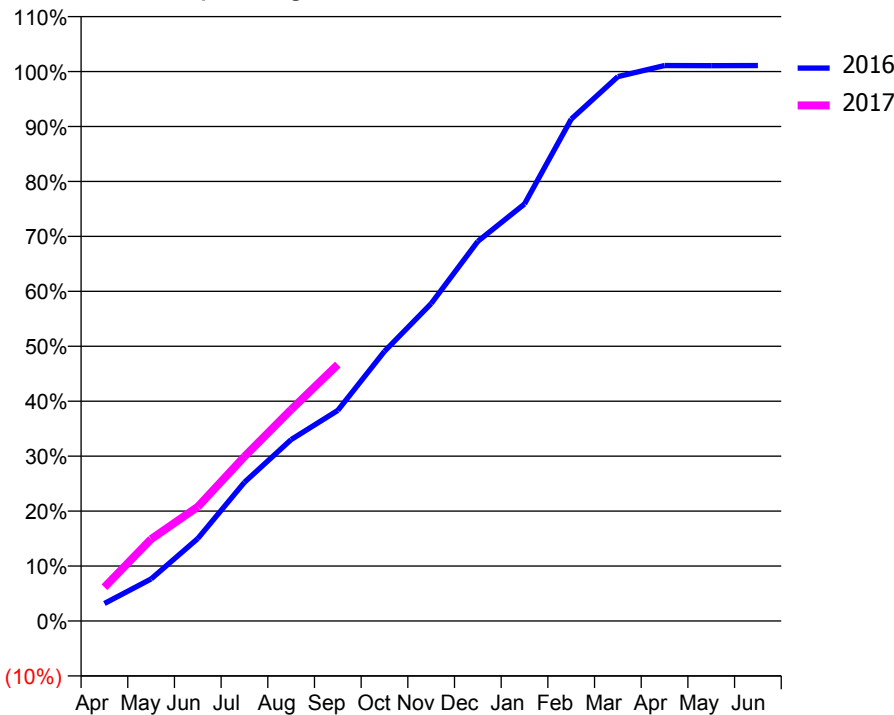
### ACCESS\*

Patients seen in 24 months	Total	Change since previous quarter
Quarter ending September 2015	2,360	
Quarter ending December 2015	2,395	→
Quarter ending March 2016	2,410	→
Quarter ending June 2016	2,431	→
Quarter ending September 2016	2,402	↓
<b>Variance since September 2015</b>	<b>1.8%</b>	<b>→</b>



### ACTIVITY

Cumulative percentage of contracted UDA delivered 2016 & 2017



Month	Adjusted Scheduled Activity (UDA)	
	2016	2017
April	251	482
May	598	1,168
June	1,175	1,628
July	1,977	2,343
August	2,585	3,011
September	3,000	3,653
October	3,842	
November	4,522	
December	5,409	
January	5,941	
February	7,148	
March	7,754	
April	7,912	
May	7,911	
June	7,912	

### QUALITY

	Quantity	Base Number	Contract	AT	Region	England
% of FP17s for the same patient ID Re-attending within 3 months - Children	62	629	9.9%	9.8%	11.8%	12.4%
% of FP17s for the same patient ID Re-attending within 3 months - Adults	184	1,247	14.8%	15.8%	16.6%	16.7%
% of FP17s for the same patient ID Re-attending between 3 & 9 months - Children	402	629	63.9%	59.0%	60.2%	57.4%
% of FP17s for the same patient ID Re-attending between 3 & 9 months - Adults	758	1,247	60.8%	50.9%	52.0%	50.5%
% of FP17s for Band 1 Urgent Courses	113	1,764	6.4%	9.5%	9.4%	9.1%
% of FP17s Relating to Free Repair or Replacements	24	1,764	1.4%	0.6%	0.7%	0.8%
% of FP17s Relating to Continuations	2	1,764	0.1%	1.1%	1.2%	1.3%
% of Patients satisfied with the dentistry they have received	2	2	N/A	94.8%	93.6%	93.2%
% of Patients satisfied with the time they had to wait for an appointment	2	2	N/A	91.7%	89.1%	89.0%

\* This is based on patients treated on this contract for their most recent course of treatment. Figures in italics indicate the base number of FP17s or Patient Questionnaire responses are less than 100. N/A is shown where the base number of responses is less than 10 during the period. % is calculated as Quantity/Base number\*100

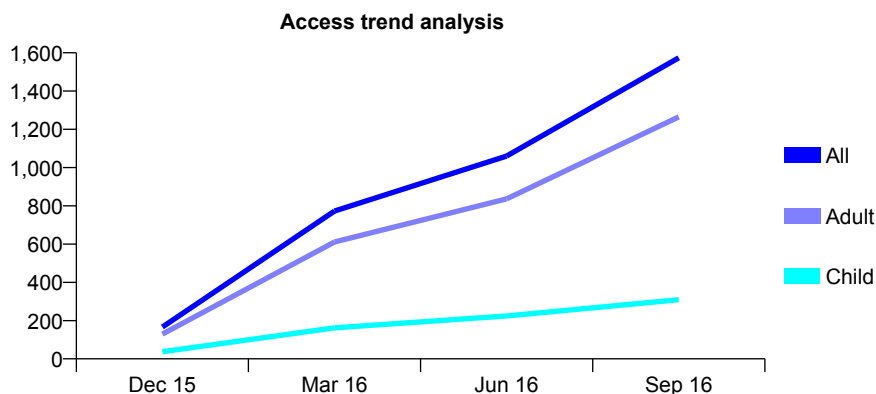
## Q68 - Vital Signs At a Glance Contract Report for 113611/0001 - September 2016

Name or company name	North Chailey Dental Care
Contract type name	GDS Contract
Purpose of contract	General
Contract start date	13/11/2015
Contract end date	

16/17 Contracted general activity (UDA)	12,000
Carry forward general activity (UDA)	0
16/17 Contracted orthodontic activity (UOA)	0
Carry forward orthodontic activity (UOA)	0
Baseline contract value	£304,599.14

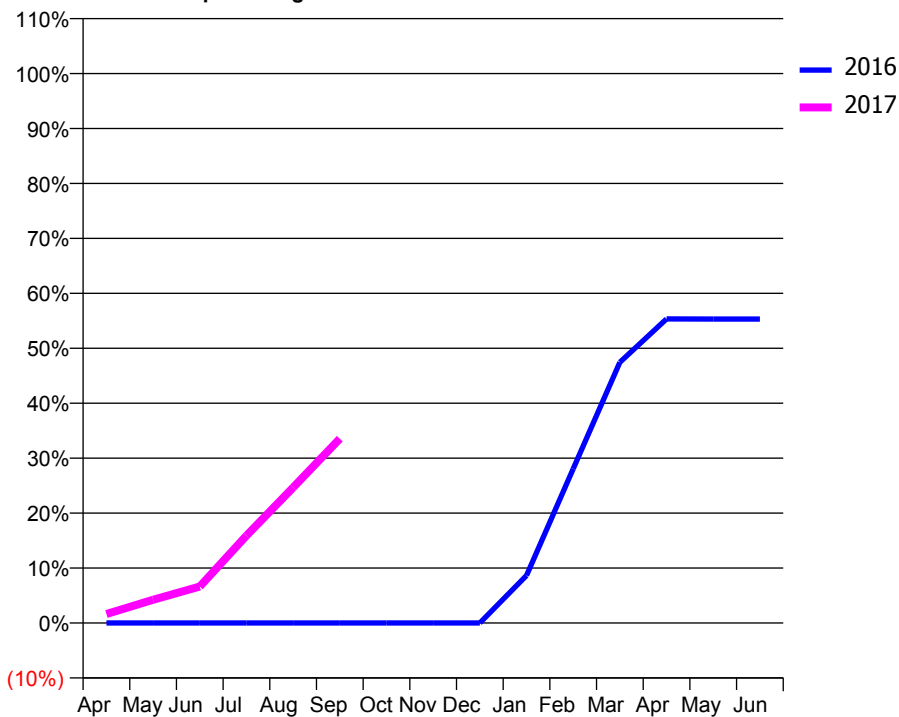
### ACCESS\*

Patients seen in 24 months	Total	Change since previous quarter
Quarter ending September 2015	0	
Quarter ending December 2015	166	↑
Quarter ending March 2016	773	↑
Quarter ending June 2016	1,060	↑
Quarter ending September 2016	1,574	↑
<b>Variance since September 2015</b>	N/A	



### ACTIVITY

Cumulative percentage of contracted UDA delivered 2016 & 2017



Month	Adjusted Scheduled Activity (UDA)	
	2016	2017
April	0	197
May	0	507
June	0	795
July	0	1,908
August	0	2,960
September	0	4,027
October	0	
November	0	
December	0	
January	395	
February	1,282	
March	2,167	
April	2,528	
May	2,527	
June	2,527	

### QUALITY

	Quantity	Base Number	Contract	AT	Region	England
% of FP17s for the same patient ID Re-attending within 3 months - Children	15	274	5.5%	9.8%	11.8%	12.4%
% of FP17s for the same patient ID Re-attending within 3 months - Adults	169	1,143	14.8%	15.8%	16.6%	16.7%
% of FP17s for the same patient ID Re-attending between 3 & 9 months - Children	91	274	33.2%	59.0%	60.2%	57.4%
% of FP17s for the same patient ID Re-attending between 3 & 9 months - Adults	298	1,143	26.1%	50.9%	52.0%	50.5%
% of FP17s for Band 1 Urgent Courses	195	1,289	15.1%	9.5%	9.4%	9.1%
% of FP17s Relating to Free Repair or Replacements	0	1,289	0.0%	0.6%	0.7%	0.8%
% of FP17s Relating to Continuations	11	1,289	0.9%	1.1%	1.2%	1.3%
% of Patients satisfied with the dentistry they have received	0	0	N/A	94.8%	93.6%	93.2%
% of Patients satisfied with the time they had to wait for an appointment	0	0	N/A	91.7%	89.1%	89.0%

\* This is based on patients treated on this contract for their most recent course of treatment. Figures in italics indicate the base number of FP17s or Patient Questionnaire responses are less than 100. N/A is shown where the base number of responses is less than 10 during the period. % is calculated as Quantity/Base number\*100



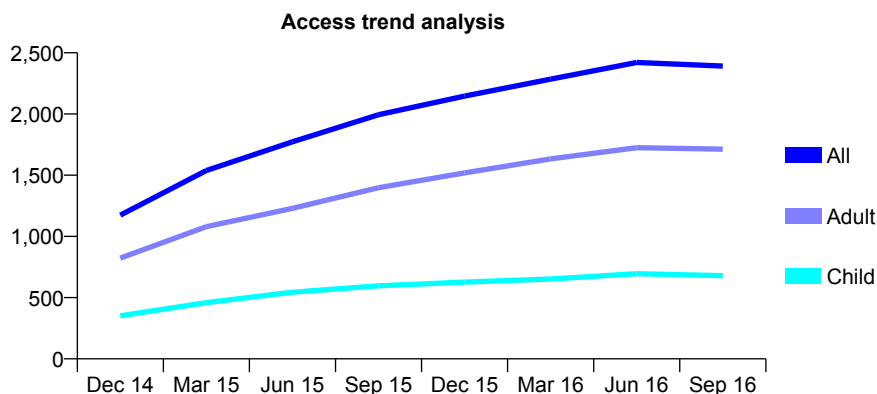
## Q68 - Vital Signs At a Glance Contract Report for 114073/0001 - September 2016

Name or company name	Mr Mohammed Farmanand Miss Sarah Alia
Contract type name	GDS Contract
Purpose of contract	General
Contract start date	01/07/2014
Contract end date	

16/17 Contracted general activity (UDA)	7,501
Carry forward general activity (UDA)	-131
16/17 Contracted orthodontic activity (UOA)	0
Carry forward orthodontic activity (UOA)	0
Baseline contract value	£170,596.21

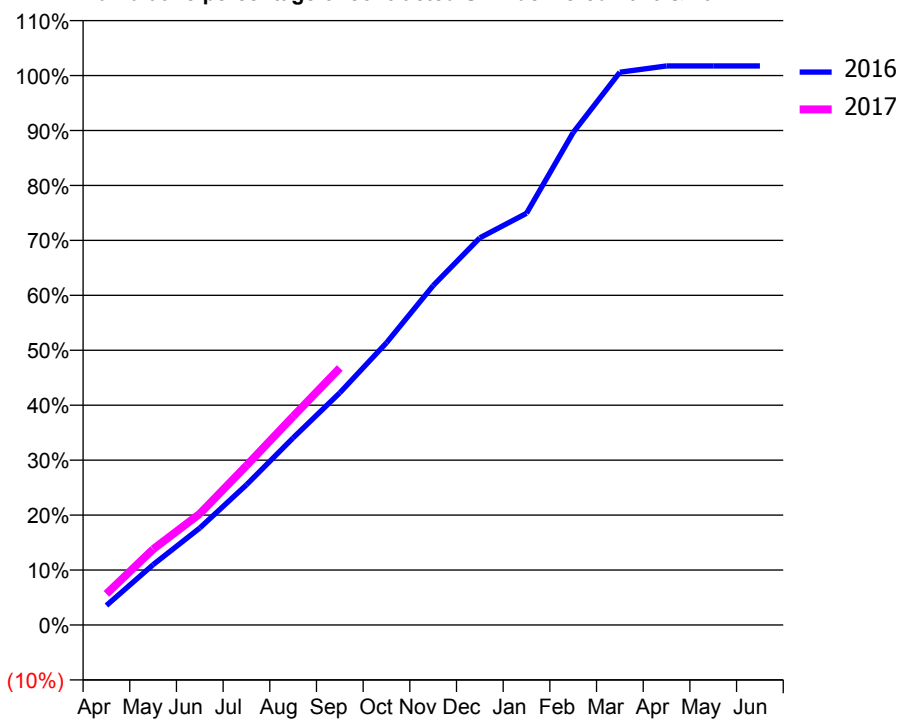
### ACCESS\*

Patients seen in 24 months	Total	Change since previous quarter
Quarter ending September 2015	1,994	
Quarter ending December 2015	2,146	↑
Quarter ending March 2016	2,285	↑
Quarter ending June 2016	2,421	↑
Quarter ending September 2016	2,392	↓
<b>Variance since September 2015</b>	<b>20.0%</b>	<b>↑</b>



### ACTIVITY

Cumulative percentage of contracted UDA delivered 2016 & 2017



Adjusted Scheduled Activity (UDA)

Month	2016	2017
April	267	424
May	823	1,035
June	1,325	1,519
July	1,914	2,175
August	2,554	2,848
September	3,169	3,509
October	3,853	
November	4,633	
December	5,286	
January	5,621	
February	6,723	
March	7,547	
April	7,631	
May	7,632	
June	7,632	

### QUALITY

	Quantity	Base Number	Contract	AT	Region	England
% of FP17s for the same patient ID Re-attending within 3 months - Children	17	409	4.2%	9.8%	11.8%	12.4%
% of FP17s for the same patient ID Re-attending within 3 months - Adults	105	916	11.5%	15.8%	16.6%	16.7%
% of FP17s for the same patient ID Re-attending between 3 & 9 months - Children	154	409	37.7%	59.0%	60.2%	57.4%
% of FP17s for the same patient ID Re-attending between 3 & 9 months - Adults	416	916	45.4%	50.9%	52.0%	50.5%
% of FP17s for Band 1 Urgent Courses	104	1,283	8.1%	9.5%	9.4%	9.1%
% of FP17s Relating to Free Repair or Replacements	7	1,283	0.5%	0.6%	0.7%	0.8%
% of FP17s Relating to Continuations	15	1,283	1.2%	1.1%	1.2%	1.3%
% of Patients satisfied with the dentistry they have received	0	0	N/A	94.8%	93.6%	93.2%
% of Patients satisfied with the time they had to wait for an appointment	0	0	N/A	91.7%	89.1%	89.0%

\* This is based on patients treated on this contract for their most recent course of treatment. Figures in italics indicate the base number of FP17s or Patient Questionnaire responses are less than 100. N/A is shown where the base number of responses is less than 10 during the period. % is calculated as Quantity/Base number\*100



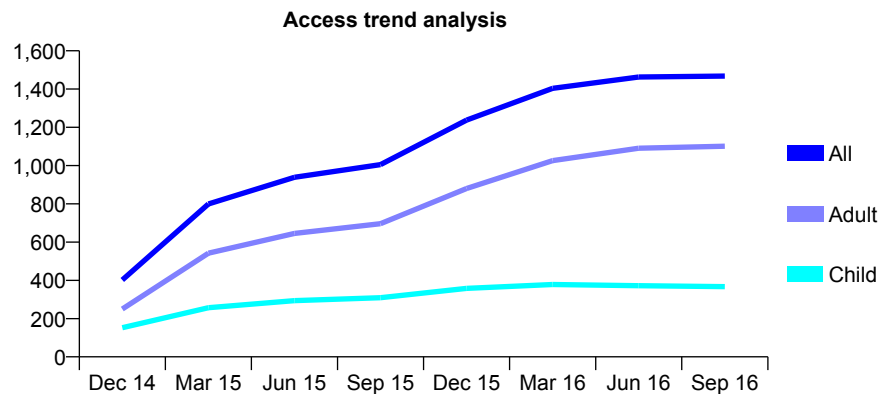
## Q68 - Vital Signs At a Glance Contract Report for 115673/0001 - September 2016

Name or company name	Rye Dental Surgery Partnership
Contract type name	GDS Contract
Purpose of contract	General
Contract start date	13/09/2014
Contract end date	

16/17 Contracted general activity (UDA)	5,000
Carry forward general activity (UDA)	65
16/17 Contracted orthodontic activity (UOA)	0
Carry forward orthodontic activity (UOA)	0
Baseline contract value	£118,455.21

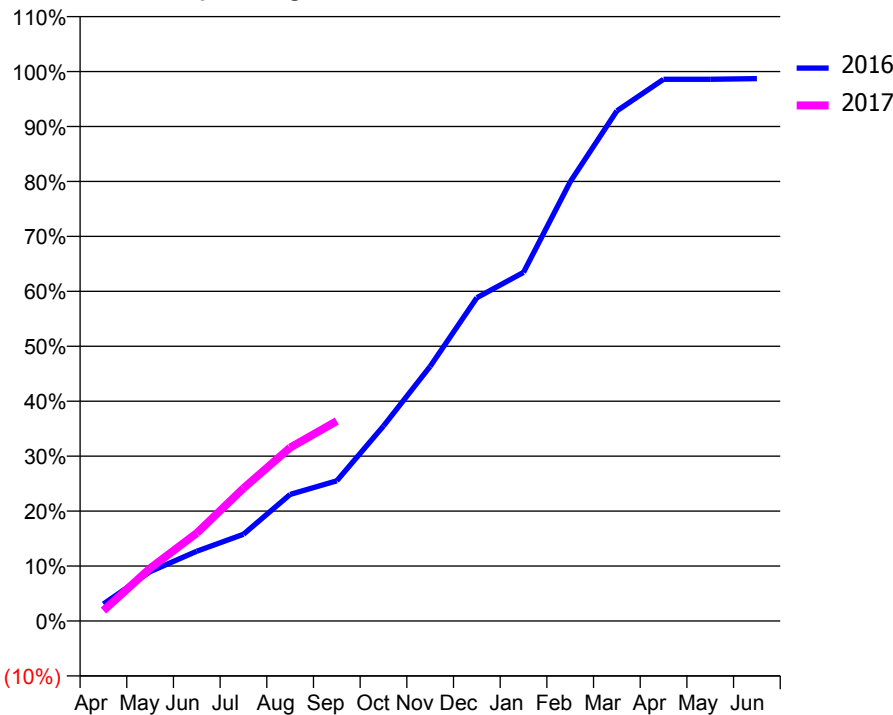
### ACCESS\*

Patients seen in 24 months	Total	Change since previous quarter
Quarter ending September 2015	1,005	
Quarter ending December 2015	1,238	↑
Quarter ending March 2016	1,404	↑
Quarter ending June 2016	1,463	↑
Quarter ending September 2016	1,468	→
<b>Variance since September 2015</b>	<b>46.1%</b>	<b>↑</b>



### ACTIVITY

Cumulative percentage of contracted UDA delivered 2016 & 2017



Month	Adjusted Scheduled Activity (UDA)	
	2016	2017
April	155	96
May	449	480
June	635	800
July	790	1,207
August	1,152	1,577
September	1,275	1,820
October	1,774	
November	2,316	
December	2,941	
January	3,172	
February	3,996	
March	4,641	
April	4,929	
May	4,929	
June	4,935	

### QUALITY

	Quantity	Base Number	Contract	AT	Region	England
% of FP17s for the same patient ID Re-attending within 3 months - Children	19	236	8.1%	9.8%	11.8%	12.4%
% of FP17s for the same patient ID Re-attending within 3 months - Adults	79	596	13.3%	15.8%	16.6%	16.7%
% of FP17s for the same patient ID Re-attending between 3 & 9 months - Children	129	236	54.7%	59.0%	60.2%	57.4%
% of FP17s for the same patient ID Re-attending between 3 & 9 months - Adults	290	596	48.7%	50.9%	52.0%	50.5%
% of FP17s for Band 1 Urgent Courses	30	742	4.0%	9.5%	9.4%	9.1%
% of FP17s Relating to Free Repair or Replacements	15	742	2.0%	0.6%	0.7%	0.8%
% of FP17s Relating to Continuations	16	742	2.2%	1.1%	1.2%	1.3%
% of Patients satisfied with the dentistry they have received	0	0	N/A	94.8%	93.6%	93.2%
% of Patients satisfied with the time they had to wait for an appointment	0	0	N/A	91.7%	89.1%	89.0%

\* This is based on patients treated on this contract for their most recent course of treatment. Figures in italics indicate the base number of FP17s or Patient Questionnaire responses are less than 100. N/A is shown where the base number of responses is less than 10 during the period. % is calculated as Quantity/Base number\*100

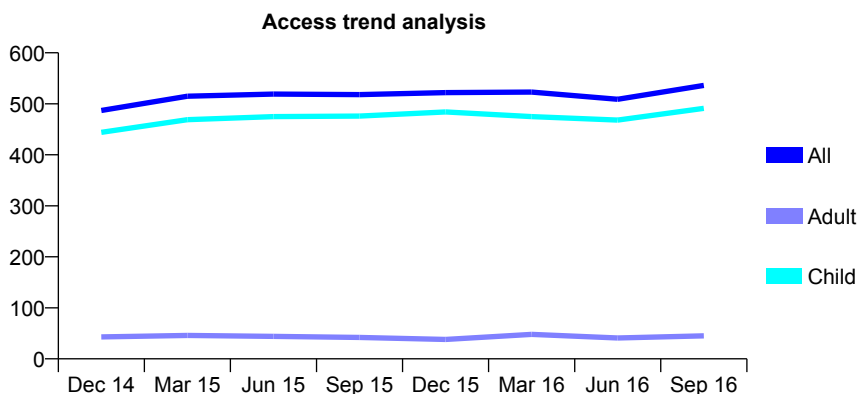
## Q68 - Vital Signs At a Glance Contract Report for 115851/0001 - September 2016

Name or company name	The Clinic Dental Facial Ltd
Contract type name	GDS Contract
Purpose of contract	General
Contract start date	01/01/2007
Contract end date	

16/17 Contracted general activity (UDA)	750
Carry forward general activity (UDA)	0
16/17 Contracted orthodontic activity (UOA)	0
Carry forward orthodontic activity (UOA)	0
Baseline contract value	£24,366.29

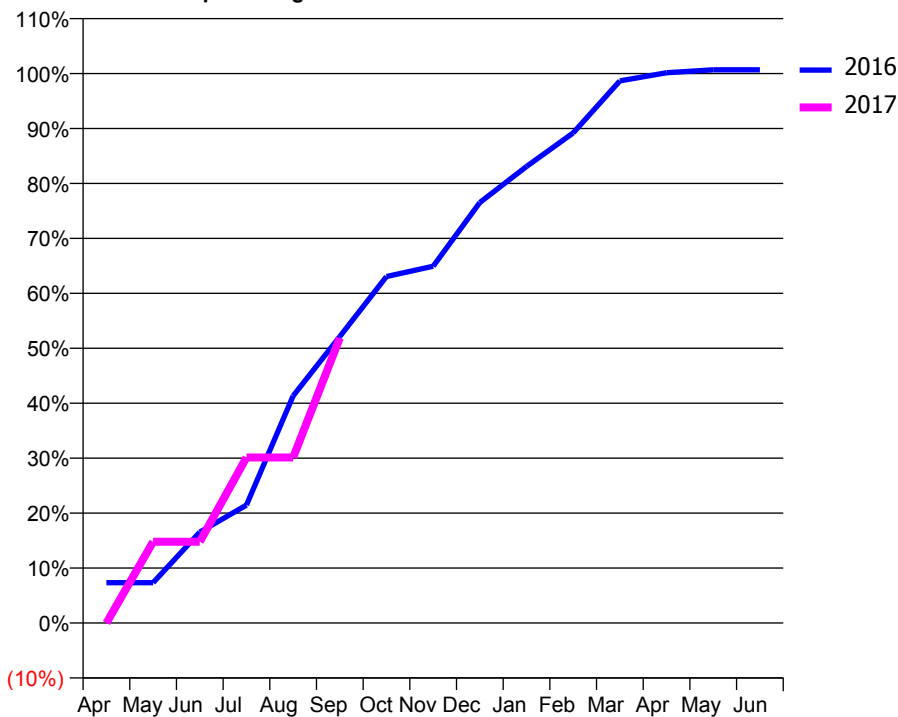
### ACCESS\*

Patients seen in 24 months	Total	Change since previous quarter
Quarter ending September 2015	518	
Quarter ending December 2015	522	→
Quarter ending March 2016	523	→
Quarter ending June 2016	509	↓
Quarter ending September 2016	536	↑
<b>Variance since September 2015</b>	<b>3.5%</b>	<b>↑</b>



### ACTIVITY

Cumulative percentage of contracted UDA delivered 2016 & 2017



Adjusted Scheduled Activity (UDA)

Month	2016	2017
April	55	0
May	55	111
June	124	111
July	161	226
August	310	226
September	391	389
October	473	
November	487	
December	574	
January	623	
February	669	
March	740	
April	751	
May	755	
June	755	

### QUALITY

	Quantity	Base Number	Contract	AT	Region	England
% of FP17s for the same patient ID Re-attending within 3 months - Children	14	323	4.3%	9.8%	11.8%	12.4%
% of FP17s for the same patient ID Re-attending within 3 months - Adults	0	0	N/A	15.8%	16.6%	16.7%
% of FP17s for the same patient ID Re-attending between 3 & 9 months - Children	154	323	47.7%	59.0%	60.2%	57.4%
% of FP17s for the same patient ID Re-attending between 3 & 9 months - Adults	0	0	N/A	50.9%	52.0%	50.5%
% of FP17s for Band 1 Urgent Courses	0	309	0.0%	9.5%	9.4%	9.1%
% of FP17s Relating to Free Repair or Replacements	0	309	0.0%	0.6%	0.7%	0.8%
% of FP17s Relating to Continuations	4	309	1.3%	1.1%	1.2%	1.3%
% of Patients satisfied with the dentistry they have received	0	0	N/A	94.8%	93.6%	93.2%
% of Patients satisfied with the time they had to wait for an appointment	0	0	N/A	91.7%	89.1%	89.0%

\* This is based on patients treated on this contract for their most recent course of treatment. Figures in italics indicate the base number of FP17s or Patient Questionnaire responses are less than 100. N/A is shown where the base number of responses is less than 10 during the period. % is calculated as Quantity/Base number\*100

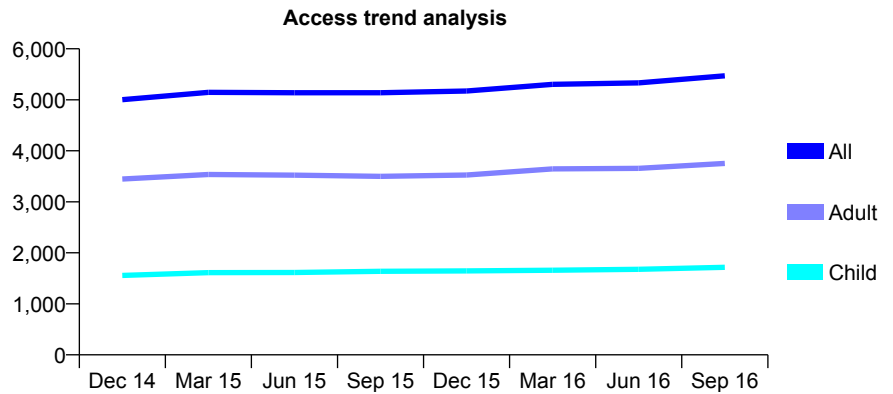
## Q68 - Vital Signs At a Glance Contract Report for 116513/0001 - September 2016

Name or company name	Fairfield Dental Surgery Limited
Contract type name	GDS Contract
Purpose of contract	General
Contract start date	01/05/2007
Contract end date	

16/17 Contracted general activity (UDA)	12,859
Carry forward general activity (UDA)	379
16/17 Contracted orthodontic activity (UOA)	0
Carry forward orthodontic activity (UOA)	0
Baseline contract value	£286,851.51

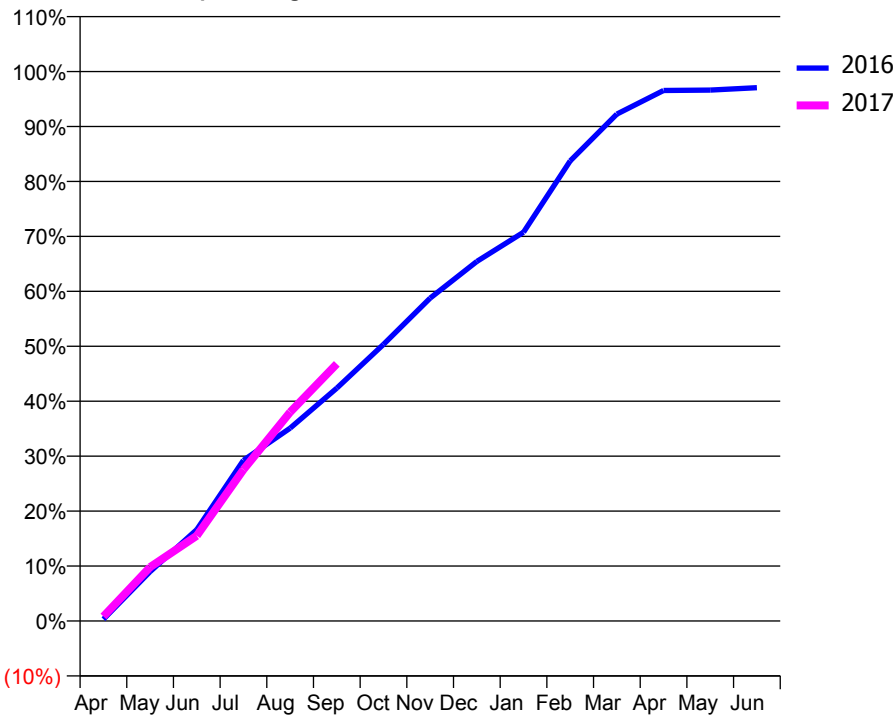
### ACCESS\*

Patients seen in 24 months	Total	Change since previous quarter
Quarter ending September 2015	5,138	
Quarter ending December 2015	5,172	→
Quarter ending March 2016	5,304	↑
Quarter ending June 2016	5,333	→
Quarter ending September 2016	5,471	↑
<b>Variance since September 2015</b>	<b>6.5%</b>	<b>↑</b>



### ACTIVITY

Cumulative percentage of contracted UDA delivered 2016 & 2017



Month	Adjusted Scheduled Activity (UDA)	
	2016	2017
April	42	107
May	1,157	1,261
June	2,140	1,995
July	3,763	3,545
August	4,513	4,888
September	5,450	6,017
October	6,474	
November	7,556	
December	8,413	
January	9,097	
February	10,767	
March	11,863	
April	12,415	
May	12,425	
June	12,480	

### QUALITY

	Quantity	Base Number	Contract	AT	Region	England
% of FP17s for the same patient ID Re-attending within 3 months - Children	99	1,471	6.7%	9.8%	11.8%	12.4%
% of FP17s for the same patient ID Re-attending within 3 months - Adults	252	2,581	9.8%	15.8%	16.6%	16.7%
% of FP17s for the same patient ID Re-attending between 3 & 9 months - Children	983	1,471	66.8%	59.0%	60.2%	57.4%
% of FP17s for the same patient ID Re-attending between 3 & 9 months - Adults	1,392	2,581	53.9%	50.9%	52.0%	50.5%
% of FP17s for Band 1 Urgent Courses	218	3,693	5.9%	9.5%	9.4%	9.1%
% of FP17s Relating to Free Repair or Replacements	6	3,693	0.2%	0.6%	0.7%	0.8%
% of FP17s Relating to Continuations	26	3,693	0.7%	1.1%	1.2%	1.3%
% of Patients satisfied with the dentistry they have received	1	1	N/A	94.8%	93.6%	93.2%
% of Patients satisfied with the time they had to wait for an appointment	1	1	N/A	91.7%	89.1%	89.0%

\* This is based on patients treated on this contract for their most recent course of treatment. Figures in italics indicate the base number of FP17s or Patient Questionnaire responses are less than 100. N/A is shown where the base number of responses is less than 10 during the period. % is calculated as Quantity/Base number\*100

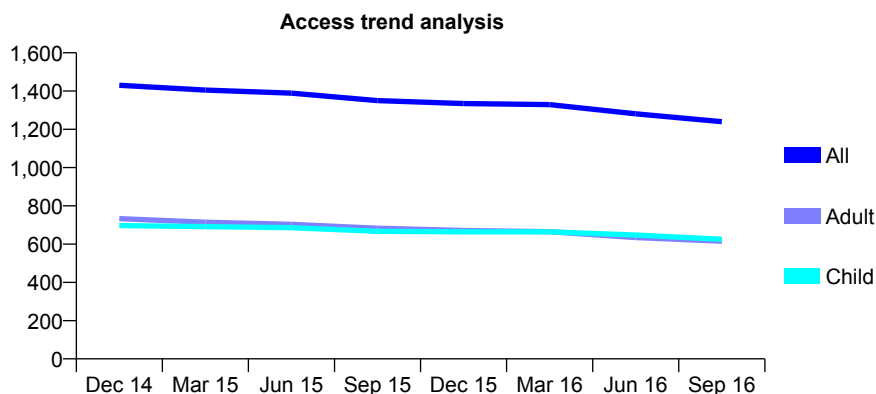
## Q68 - Vital Signs At a Glance Contract Report for 116513/0003 - September 2016

Name or company name	Fairfield Dental Surgery Limited
Contract type name	GDS Contract
Purpose of contract	General
Contract start date	01/08/2011
Contract end date	

16/17 Contracted general activity (UDA)	3,500
Carry forward general activity (UDA)	86
16/17 Contracted orthodontic activity (UOA)	0
Carry forward orthodontic activity (UOA)	0
Baseline contract value	£77,736.24

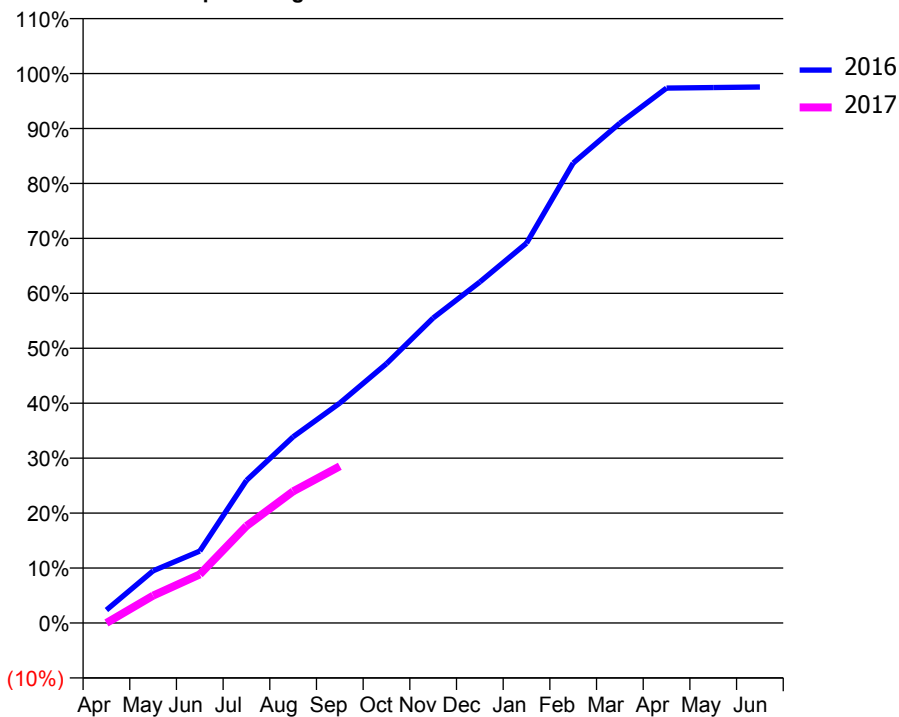
### ACCESS\*

Patients seen in 24 months	Total	Change since previous quarter
Quarter ending September 2015	1,350	
Quarter ending December 2015	1,335	↓
Quarter ending March 2016	1,329	→
Quarter ending June 2016	1,281	↓
Quarter ending September 2016	1,240	↓
<b>Variance since September 2015</b>	<b>(8.1%)</b>	<b>↓</b>



### ACTIVITY

Cumulative percentage of contracted UDA delivered 2016 & 2017



Adjusted Scheduled Activity (UDA)

Month	2016	2017
April	82	0
May	332	174
June	458	310
July	908	618
August	1,186	839
September	1,401	999
October	1,652	
November	1,943	
December	2,172	
January	2,419	
February	2,930	
March	3,184	
April	3,407	
May	3,411	
June	3,414	

### QUALITY

	Quantity	Base Number	Contract	AT	Region	England
% of FP17s for the same patient ID Re-attending within 3 months - Children	18	510	3.5%	9.8%	11.8%	12.4%
% of FP17s for the same patient ID Re-attending within 3 months - Adults	20	394	5.1%	15.8%	16.6%	16.7%
% of FP17s for the same patient ID Re-attending between 3 & 9 months - Children	381	510	74.7%	59.0%	60.2%	57.4%
% of FP17s for the same patient ID Re-attending between 3 & 9 months - Adults	288	394	73.1%	50.9%	52.0%	50.5%
% of FP17s for Band 1 Urgent Courses	4	757	0.5%	9.5%	9.4%	9.1%
% of FP17s Relating to Free Repair or Replacements	2	757	0.3%	0.6%	0.7%	0.8%
% of FP17s Relating to Continuations	2	757	0.3%	1.1%	1.2%	1.3%
% of Patients satisfied with the dentistry they have received	1	1	N/A	94.8%	93.6%	93.2%
% of Patients satisfied with the time they had to wait for an appointment	1	1	N/A	91.7%	89.1%	89.0%

\* This is based on patients treated on this contract for their most recent course of treatment. Figures in italics indicate the base number of FP17s or Patient Questionnaire responses are less than 100. N/A is shown where the base number of responses is less than 10 during the period. % is calculated as Quantity/Base number\*100

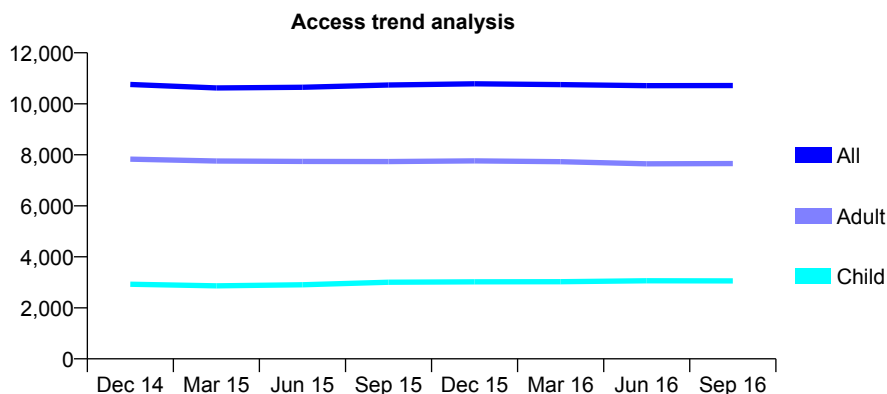
## Q68 - Vital Signs At a Glance Contract Report for 117013/0001 - September 2016

Name or company name	Family Dental Centre Limited
Contract type name	GDS Contract
Purpose of contract	General
Contract start date	01/04/2010
Contract end date	

16/17 Contracted general activity (UDA)	41,003
Carry forward general activity (UDA)	-720
16/17 Contracted orthodontic activity (UOA)	0
Carry forward orthodontic activity (UOA)	0
Baseline contract value	£1,502,125.02

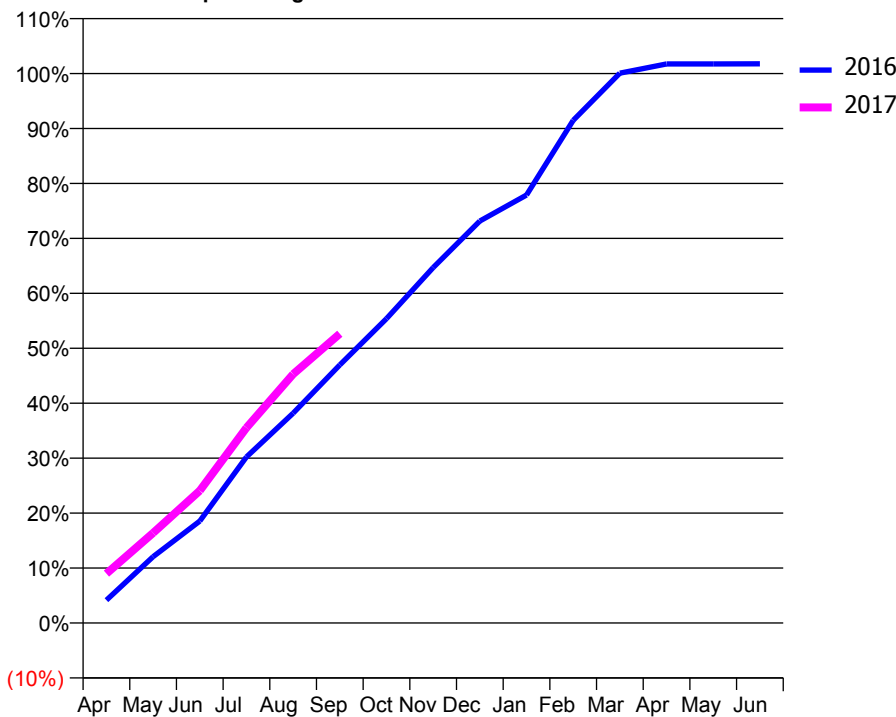
### ACCESS\*

Patients seen in 24 months	Total	Change since previous quarter
Quarter ending September 2015	10,737	
Quarter ending December 2015	10,784	→
Quarter ending March 2016	10,755	→
Quarter ending June 2016	10,709	→
Quarter ending September 2016	10,716	→
<b>Variance since September 2015</b>	<b>(0.2%)</b>	→



### ACTIVITY

Cumulative percentage of contracted UDA delivered 2016 & 2017



Month	Adjusted Scheduled Activity (UDA)	
	2016	2017
April	1,704	3,685
May	4,955	6,718
June	7,607	9,875
July	12,393	14,572
August	15,655	18,571
September	19,254	21,583
October	22,715	
November	26,523	
December	29,990	
January	31,939	
February	37,506	
March	41,034	
April	41,714	
May	41,720	
June	41,723	

### QUALITY

	Quantity	Base Number	Contract	AT	Region	England
% of FP17s for the same patient ID Re-attending within 3 months - Children	136	2,230	6.1%	9.8%	11.8%	12.4%
% of FP17s for the same patient ID Re-attending within 3 months - Adults	642	5,370	12.0%	15.8%	16.6%	16.7%
% of FP17s for the same patient ID Re-attending between 3 & 9 months - Children	1,292	2,230	57.9%	59.0%	60.2%	57.4%
% of FP17s for the same patient ID Re-attending between 3 & 9 months - Adults	2,941	5,370	54.8%	50.9%	52.0%	50.5%
% of FP17s for Band 1 Urgent Courses	508	7,298	7.0%	9.5%	9.4%	9.1%
% of FP17s Relating to Free Repair or Replacements	30	7,298	0.4%	0.6%	0.7%	0.8%
% of FP17s Relating to Continuations	32	7,298	0.4%	1.1%	1.2%	1.3%
% of Patients satisfied with the dentistry they have received	8	9	N/A	94.8%	93.6%	93.2%
% of Patients satisfied with the time they had to wait for an appointment	9	9	N/A	91.7%	89.1%	89.0%

\* This is based on patients treated on this contract for their most recent course of treatment. Figures in italics indicate the base number of FP17s or Patient Questionnaire responses are less than 100. N/A is shown where the base number of responses is less than 10 during the period. % is calculated as Quantity/Base number\*100

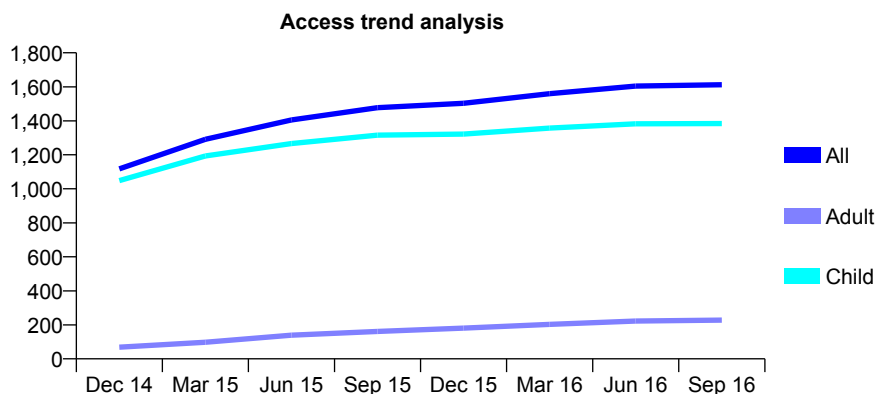
## Q68 - Vital Signs At a Glance Contract Report for 117188/0001 - September 2016

Name or company name	Mr Andrew Kenneth Pritchard and Mrs Catl
Contract type name	GDS Contract
Purpose of contract	General
Contract start date	21/06/2014
Contract end date	

16/17 Contracted general activity (UDA)	3,600
Carry forward general activity (UDA)	40
16/17 Contracted orthodontic activity (UOA)	0
Carry forward orthodontic activity (UOA)	0
Baseline contract value	£79,995.34

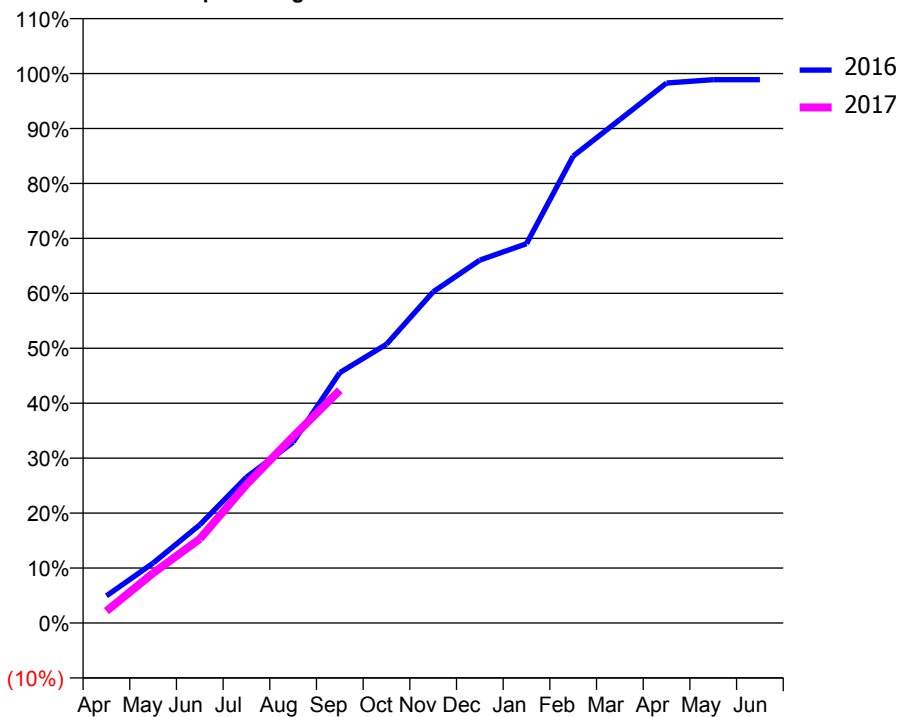
### ACCESS\*

Patients seen in 24 months	Total	Change since previous quarter
Quarter ending September 2015	1,477	
Quarter ending December 2015	1,503	→
Quarter ending March 2016	1,560	↑
Quarter ending June 2016	1,604	↑
Quarter ending September 2016	1,612	→
<b>Variance since September 2015</b>	<b>9.1%</b>	<b>↑</b>



### ACTIVITY

Cumulative percentage of contracted UDA delivered 2016 & 2017



Month	Adjusted Scheduled Activity (UDA)	
	2016	2017
April	178	78
May	392	327
June	644	550
July	955	907
August	1,185	1,221
September	1,640	1,525
October	1,826	
November	2,170	
December	2,377	
January	2,485	
February	3,059	
March	3,299	
April	3,538	
May	3,560	
June	3,560	

### QUALITY

	Quantity	Base Number	Contract	AT	Region	England
% of FP17s for the same patient ID Re-attending within 3 months - Children	164	1,312	12.5%	9.8%	11.8%	12.4%
% of FP17s for the same patient ID Re-attending within 3 months - Adults	6	78	7.7%	15.8%	16.6%	16.7%
% of FP17s for the same patient ID Re-attending between 3 & 9 months - Children	858	1,312	65.4%	59.0%	60.2%	57.4%
% of FP17s for the same patient ID Re-attending between 3 & 9 months - Adults	46	78	59.0%	50.9%	52.0%	50.5%
% of FP17s for Band 1 Urgent Courses	51	1,211	4.2%	9.5%	9.4%	9.1%
% of FP17s Relating to Free Repair or Replacements	0	1,211	0.0%	0.6%	0.7%	0.8%
% of FP17s Relating to Continuations	1	1,211	0.1%	1.1%	1.2%	1.3%
% of Patients satisfied with the dentistry they have received	1	1	N/A	94.8%	93.6%	93.2%
% of Patients satisfied with the time they had to wait for an appointment	1	1	N/A	91.7%	89.1%	89.0%

\* This is based on patients treated on this contract for their most recent course of treatment. Figures in italics indicate the base number of FP17s or Patient Questionnaire responses are less than 100. N/A is shown where the base number of responses is less than 10 during the period. % is calculated as Quantity/Base number\*100

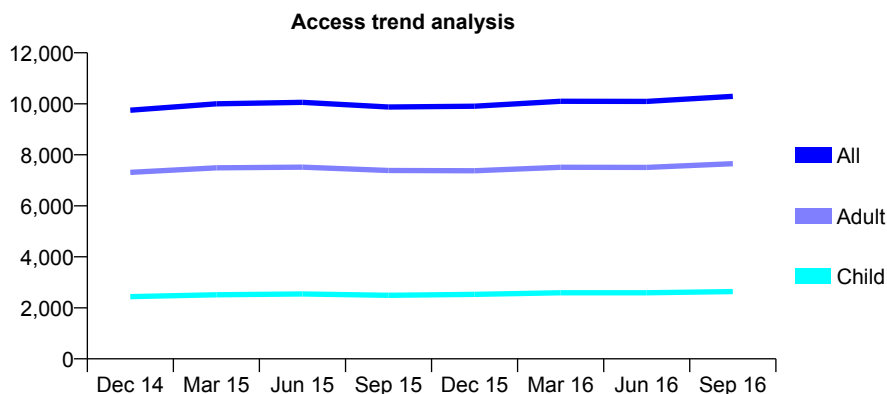
## Q68 - Vital Signs At a Glance Contract Report for 117900/0002 - September 2016

Name or company name	Northdene Services Limited
Contract type name	GDS Contract
Purpose of contract	General
Contract start date	01/04/2007
Contract end date	

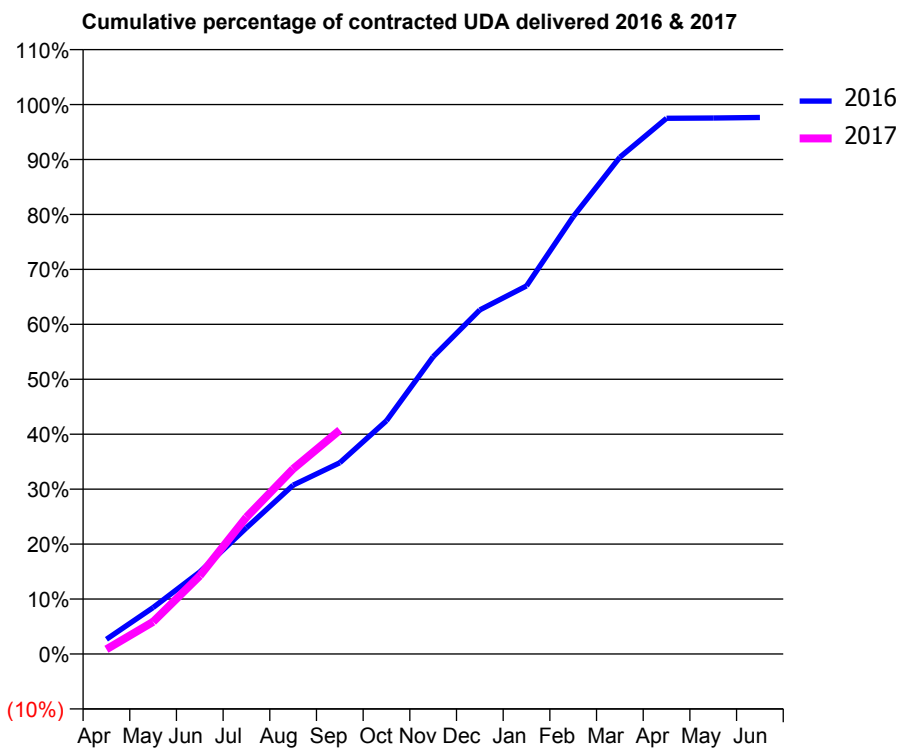
16/17 Contracted general activity (UDA)	28,218
Carry forward general activity (UDA)	668
16/17 Contracted orthodontic activity (UOA)	0
Carry forward orthodontic activity (UOA)	0
Baseline contract value	£749,699.73

### ACCESS\*

Patients seen in 24 months	Total	Change since previous quarter
Quarter ending September 2015	9,877	
Quarter ending December 2015	9,904	→
Quarter ending March 2016	10,101	→
Quarter ending June 2016	10,094	→
Quarter ending September 2016	10,291	→
<b>Variance since September 2015</b>	<b>4.2%</b>	<b>↑</b>



### ACTIVITY



Month	Adjusted Scheduled Activity (UDA)	
	2016	2017
April	760	242
May	2,389	1,656
June	4,214	4,016
July	6,478	7,031
August	8,675	9,507
September	9,821	11,504
October	11,981	
November	15,266	
December	17,673	
January	18,902	
February	22,458	
March	25,514	
April	27,509	
May	27,521	
June	27,550	

### QUALITY

	Quantity	Base Number	Contract	AT	Region	England
% of FP17s for the same patient ID Re-attending within 3 months - Children	107	1,713	6.2%	9.8%	11.8%	12.4%
% of FP17s for the same patient ID Re-attending within 3 months - Adults	568	4,430	12.8%	15.8%	16.6%	16.7%
% of FP17s for the same patient ID Re-attending between 3 & 9 months - Children	885	1,713	51.7%	59.0%	60.2%	57.4%
% of FP17s for the same patient ID Re-attending between 3 & 9 months - Adults	2,050	4,430	46.3%	50.9%	52.0%	50.5%
% of FP17s for Band 1 Urgent Courses	309	5,398	5.7%	9.5%	9.4%	9.1%
% of FP17s Relating to Free Repair or Replacements	44	5,398	0.8%	0.6%	0.7%	0.8%
% of FP17s Relating to Continuations	115	5,398	2.1%	1.1%	1.2%	1.3%
% of Patients satisfied with the dentistry they have received	9	9	N/A	94.8%	93.6%	93.2%
% of Patients satisfied with the time they had to wait for an appointment	9	9	N/A	91.7%	89.1%	89.0%

\* This is based on patients treated on this contract for their most recent course of treatment. Figures in italics indicate the base number of FP17s or Patient Questionnaire responses are less than 100. N/A is shown where the base number of responses is less than 10 during the period. % is calculated as Quantity/Base number\*100



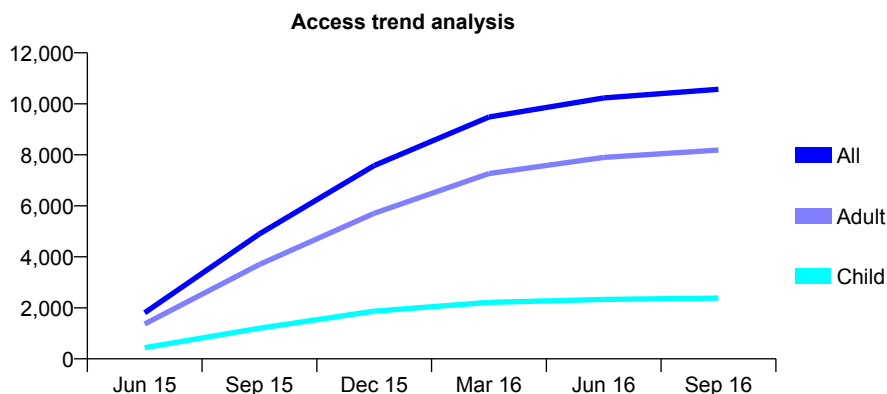
## Q68 - Vital Signs At a Glance Contract Report for 117986/0001 - September 2016

Name or company name	Mr S H Sachedina and Mr M O'Hara
Contract type name	GDS Contract
Purpose of contract	General
Contract start date	01/05/2015
Contract end date	

16/17 Contracted general activity (UDA)	29,663
Carry forward general activity (UDA)	0
16/17 Contracted orthodontic activity (UOA)	0
Carry forward orthodontic activity (UOA)	0
Baseline contract value	£733,294.28

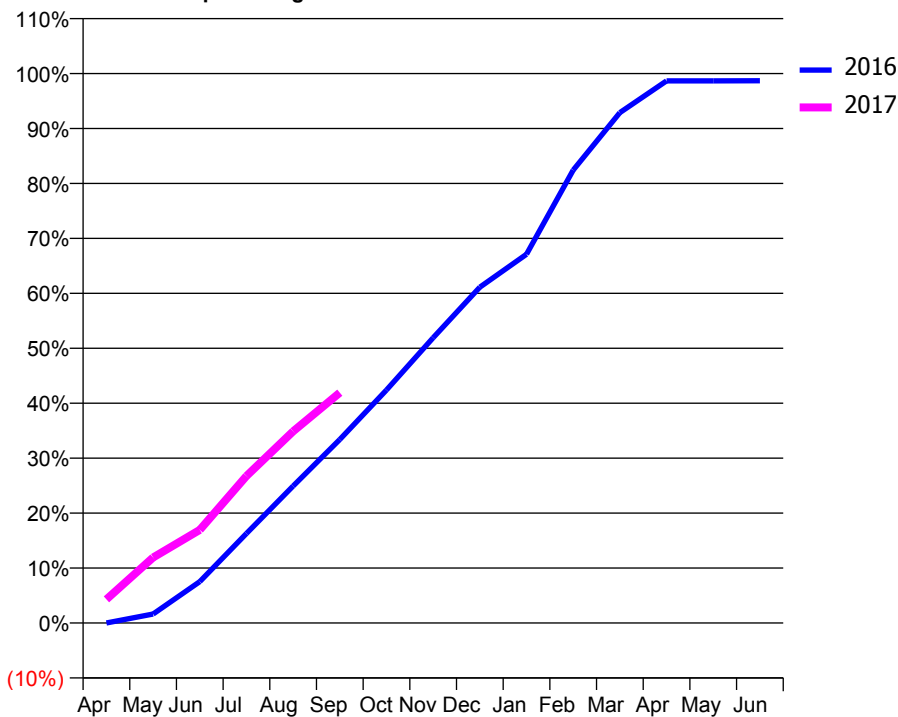
### ACCESS\*

Patients seen in 24 months	Total	Change since previous quarter
Quarter ending September 2015	4,895	
Quarter ending December 2015	7,578	↑
Quarter ending March 2016	9,480	↑
Quarter ending June 2016	10,228	↑
Quarter ending September 2016	10,572	↑
<b>Variance since September 2015</b>	<b>116.0%</b>	<b>↑</b>



### ACTIVITY

Cumulative percentage of contracted UDA delivered 2016 & 2017



### QUALITY

	Quantity	Base Number	Contract	AT	Region	England
% of FP17s for the same patient ID Re-attending within 3 months - Children	102	1,996	5.1%	9.8%	11.8%	12.4%
% of FP17s for the same patient ID Re-attending within 3 months - Adults	900	6,036	14.9%	15.8%	16.6%	16.7%
% of FP17s for the same patient ID Re-attending between 3 & 9 months - Children	1,198	1,996	60.0%	59.0%	60.2%	57.4%
% of FP17s for the same patient ID Re-attending between 3 & 9 months - Adults	3,016	6,036	50.0%	50.9%	52.0%	50.5%
% of FP17s for Band 1 Urgent Courses	665	7,214	9.2%	9.5%	9.4%	9.1%
% of FP17s Relating to Free Repair or Replacements	139	7,214	1.9%	0.6%	0.7%	0.8%
% of FP17s Relating to Continuations	18	7,214	0.2%	1.1%	1.2%	1.3%
% of Patients satisfied with the dentistry they have received	6	6	N/A	94.8%	93.6%	93.2%
% of Patients satisfied with the time they had to wait for an appointment	5	6	N/A	91.7%	89.1%	89.0%

\* This is based on patients treated on this contract for their most recent course of treatment. Figures in italics indicate the base number of FP17s or Patient Questionnaire responses are less than 100. N/A is shown where the base number of responses is less than 10 during the period. % is calculated as Quantity/Base number\*100



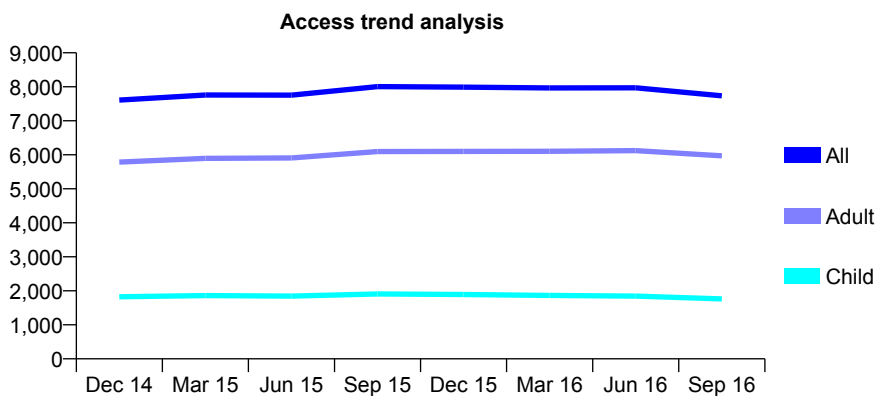
## Q68 - Vital Signs At a Glance Contract Report for 119296/0001 - September 2016

Name or company name	Pearl Dental Studios Limited
Contract type name	GDS Contract
Purpose of contract	General
Contract start date	01/04/2011
Contract end date	

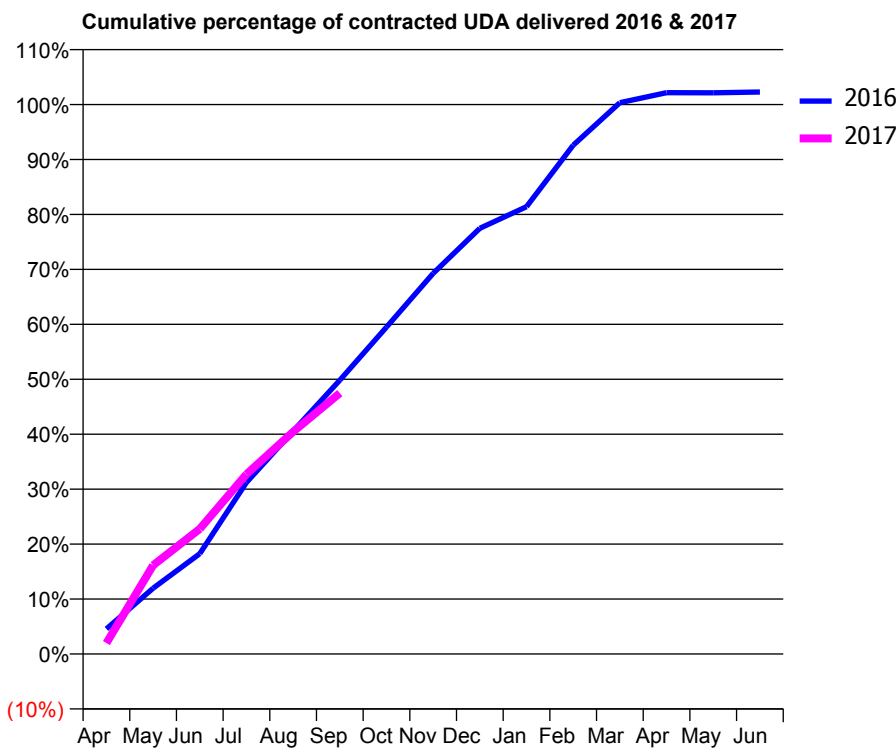
16/17 Contracted general activity (UDA)	19,000
Carry forward general activity (UDA)	-380
16/17 Contracted orthodontic activity (UOA)	0
Carry forward orthodontic activity (UOA)	0
Baseline contract value	£518,652.56

### ACCESS\*

Patients seen in 24 months	Total	Change since previous quarter
Quarter ending September 2015	8,005	
Quarter ending December 2015	7,991	→
Quarter ending March 2016	7,967	→
Quarter ending June 2016	7,970	→
Quarter ending September 2016	7,734	↓
<b>Variance since September 2015</b>	<b>(3.4%)</b>	<b>↓</b>



### ACTIVITY



Month	Adjusted Scheduled Activity (UDA)	
	2016	2017
April	870	380
May	2,277	3,067
June	3,469	4,328
July	5,930	6,219
August	7,707	7,683
September	9,466	9,021
October	11,302	
November	13,159	
December	14,718	
January	15,468	
February	17,593	
March	19,064	
April	19,407	
May	19,405	
June	19,431	

### QUALITY

	Quantity	Base Number	Contract	AT	Region	England
% of FP17s for the same patient ID Re-attending within 3 months - Children	77	1,006	7.7%	9.8%	11.8%	12.4%
% of FP17s for the same patient ID Re-attending within 3 months - Adults	669	3,392	19.7%	15.8%	16.6%	16.7%
% of FP17s for the same patient ID Re-attending between 3 & 9 months - Children	410	1,006	40.8%	59.0%	60.2%	57.4%
% of FP17s for the same patient ID Re-attending between 3 & 9 months - Adults	1,197	3,392	35.3%	50.9%	52.0%	50.5%
% of FP17s for Band 1 Urgent Courses	597	3,704	16.1%	9.5%	9.4%	9.1%
% of FP17s Relating to Free Repair or Replacements	33	3,704	0.9%	0.6%	0.7%	0.8%
% of FP17s Relating to Continuations	9	3,704	0.2%	1.1%	1.2%	1.3%
% of Patients satisfied with the dentistry they have received	8	8	N/A	94.8%	93.6%	93.2%
% of Patients satisfied with the time they had to wait for an appointment	8	8	N/A	91.7%	89.1%	89.0%

\* This is based on patients treated on this contract for their most recent course of treatment. Figures in italics indicate the base number of FP17s or Patient Questionnaire responses are less than 100. N/A is shown where the base number of responses is less than 10 during the period. % is calculated as Quantity/Base number\*100

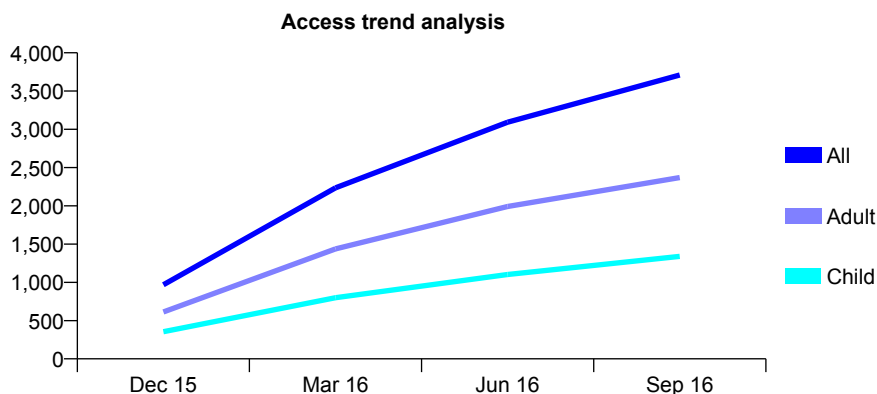
## Q68 - Vital Signs At a Glance Contract Report for 120545/0001 - September 2016

Name or company name	Henfield Dental Surgery Partnership
Contract type name	GDS Contract
Purpose of contract	General
Contract start date	31/10/2015
Contract end date	

16/17 Contracted general activity (UDA)	13,000
Carry forward general activity (UDA)	-138
16/17 Contracted orthodontic activity (UOA)	0
Carry forward orthodontic activity (UOA)	0
Baseline contract value	£340,074.31

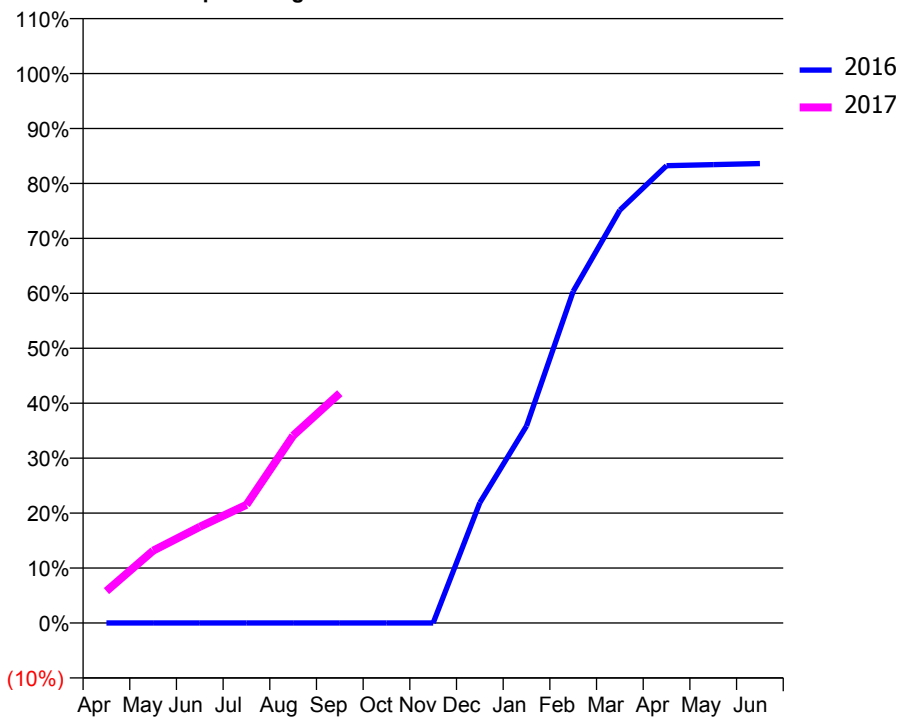
### ACCESS\*

Patients seen in 24 months	Total	Change since previous quarter
Quarter ending September 2015	0	
Quarter ending December 2015	968	↑
Quarter ending March 2016	2,236	↑
Quarter ending June 2016	3,093	↑
Quarter ending September 2016	3,710	↑
<b>Variance since September 2015</b>	N/A	



### ACTIVITY

Cumulative percentage of contracted UDA delivered 2016 & 2017



Month	Adjusted Scheduled Activity (UDA)	
	2016	2017
April	0	756
May	0	1,713
June	0	2,275
July	0	2,796
August	0	4,434
September	0	5,436
October	0	
November	0	
December	1,186	
January	1,942	
February	3,270	
March	4,070	
April	4,508	
May	4,518	
June	4,529	

### QUALITY

	Quantity	Base Number	Contract	AT	Region	England
% of FP17s for the same patient ID Re-attending within 3 months - Children	83	1,181	7.0%	9.8%	11.8%	12.4%
% of FP17s for the same patient ID Re-attending within 3 months - Adults	308	2,170	14.2%	15.8%	16.6%	16.7%
% of FP17s for the same patient ID Re-attending between 3 & 9 months - Children	441	1,181	37.3%	59.0%	60.2%	57.4%
% of FP17s for the same patient ID Re-attending between 3 & 9 months - Adults	850	2,170	39.2%	50.9%	52.0%	50.5%
% of FP17s for Band 1 Urgent Courses	174	3,090	5.6%	9.5%	9.4%	9.1%
% of FP17s Relating to Free Repair or Replacements	10	3,090	0.3%	0.6%	0.7%	0.8%
% of FP17s Relating to Continuations	27	3,090	0.9%	1.1%	1.2%	1.3%
% of Patients satisfied with the dentistry they have received	0	1	N/A	94.8%	93.6%	93.2%
% of Patients satisfied with the time they had to wait for an appointment	1	1	N/A	91.7%	89.1%	89.0%

\* This is based on patients treated on this contract for their most recent course of treatment. Figures in italics indicate the base number of FP17s or Patient Questionnaire responses are less than 100. N/A is shown where the base number of responses is less than 10 during the period. % is calculated as Quantity/Base number\*100

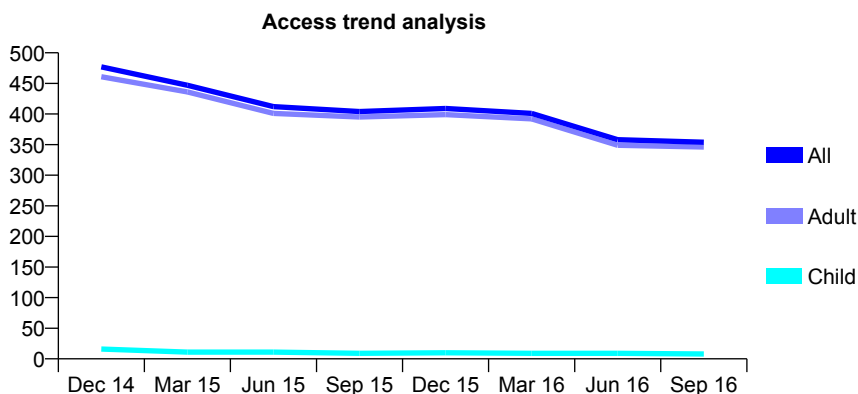
## Q68 - Vital Signs At a Glance Contract Report for 121371/0001 - September 2016

Name or company name	Sussex Community NHS Trust
Contract type name	PDS Contract
Purpose of contract	General
Contract start date	01/04/2011
Contract end date	31/03/2017

16/17 Contracted general activity (UDA)	2,000
Carry forward general activity (UDA)	0
16/17 Contracted orthodontic activity (UOA)	0
Carry forward orthodontic activity (UOA)	0
Baseline contract value	£2,200,204.37

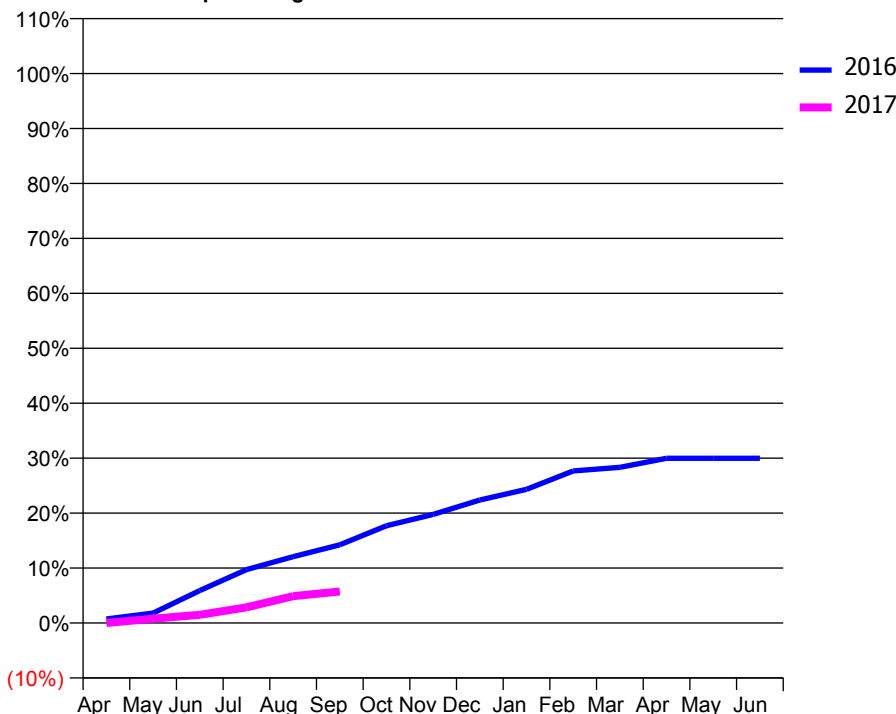
### ACCESS\*

Patients seen in 24 months	Total	Change since previous quarter
Quarter ending September 2015	404	
Quarter ending December 2015	409	→
Quarter ending March 2016	401	↓
Quarter ending June 2016	358	↓
Quarter ending September 2016	354	↓
<b>Variance since September 2015</b>	<b>(12.4%)</b>	<b>↓</b>



### ACTIVITY

Cumulative percentage of contracted UDA delivered 2016 & 2017



Adjusted Scheduled Activity (UDA)

Month	2016	2017
April	15	0
May	36	16
June	118	30
July	194	57
August	242	98
September	285	115
October	354	
November	395	
December	448	
January	487	
February	554	
March	567	
April	600	
May	600	
June	600	

### QUALITY

	Quantity	Base Number	Contract	AT	Region	England
% of FP17s for the same patient ID Re-attending within 3 months - Children	0	0	N/A	9.8%	11.8%	12.4%
% of FP17s for the same patient ID Re-attending within 3 months - Adults	0	64	0.0%	15.8%	16.6%	16.7%
% of FP17s for the same patient ID Re-attending between 3 & 9 months - Children	0	0	N/A	59.0%	60.2%	57.4%
% of FP17s for the same patient ID Re-attending between 3 & 9 months - Adults	5	64	7.8%	50.9%	52.0%	50.5%
% of FP17s for Band 1 Urgent Courses	0	47	0.0%	9.5%	9.4%	9.1%
% of FP17s Relating to Free Repair or Replacements	0	47	0.0%	0.6%	0.7%	0.8%
% of FP17s Relating to Continuations	0	47	0.0%	1.1%	1.2%	1.3%
% of Patients satisfied with the dentistry they have received	1	1	N/A	94.8%	93.6%	93.2%
% of Patients satisfied with the time they had to wait for an appointment	1	1	N/A	91.7%	89.1%	89.0%

\* This is based on patients treated on this contract for their most recent course of treatment. Figures in italics indicate the base number of FP17s or Patient Questionnaire responses are less than 100. N/A is shown where the base number of responses is less than 10 during the period. % is calculated as Quantity/Base number\*100

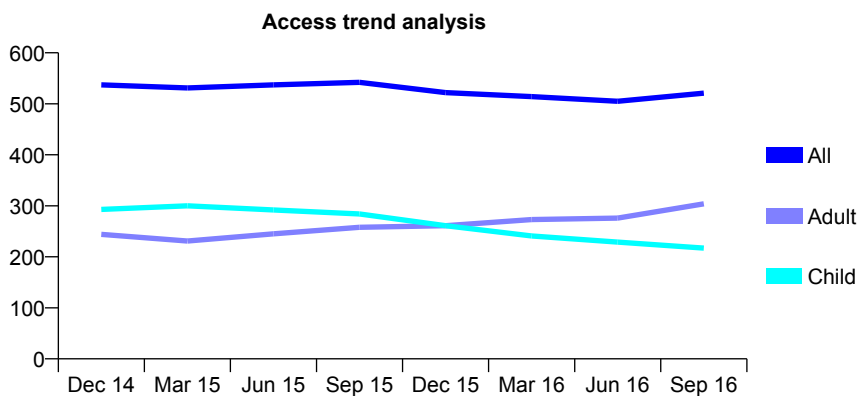
## Q68 - Vital Signs At a Glance Contract Report for 121371/0002 - September 2016

Name or company name	Sussex Community NHS Trust
Contract type name	PDS Contract
Purpose of contract	General
Contract start date	01/04/2011
Contract end date	31/03/2017

16/17 Contracted general activity (UDA)	1,600
Carry forward general activity (UDA)	0
16/17 Contracted orthodontic activity (UOA)	0
Carry forward orthodontic activity (UOA)	0
Baseline contract value	£34,887.29

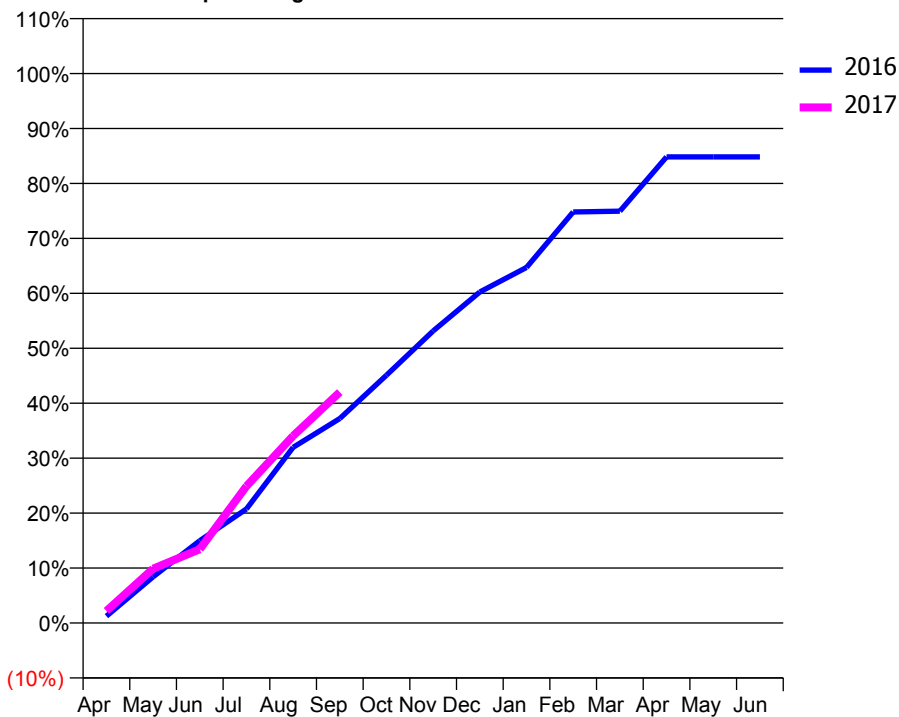
### ACCESS\*

Patients seen in 24 months	Total	Change since previous quarter
Quarter ending September 2015	542	
Quarter ending December 2015	522	↓
Quarter ending March 2016	514	↓
Quarter ending June 2016	505	↓
Quarter ending September 2016	521	↑
<b>Variance since September 2015</b>	<b>(3.9%)</b>	<b>↓</b>



### ACTIVITY

Cumulative percentage of contracted UDA delivered 2016 & 2017



Adjusted Scheduled Activity (UDA)		
Month	2016	2017
April	20	35
May	135	158
June	240	215
July	332	398
August	511	545
September	595	672
October	722	
November	851	
December	964	
January	1,035	
February	1,197	
March	1,199	
April	1,357	
May	1,357	
June	1,357	

### QUALITY

	Quantity	Base Number	Contract	AT	Region	England
% of FP17s for the same patient ID Re-attending within 3 months - Children	13	215	6.0%	9.8%	11.8%	12.4%
% of FP17s for the same patient ID Re-attending within 3 months - Adults	22	216	10.2%	15.8%	16.6%	16.7%
% of FP17s for the same patient ID Re-attending between 3 & 9 months - Children	64	215	29.8%	59.0%	60.2%	57.4%
% of FP17s for the same patient ID Re-attending between 3 & 9 months - Adults	108	216	50.0%	50.9%	52.0%	50.5%
% of FP17s for Band 1 Urgent Courses	16	330	4.8%	9.5%	9.4%	9.1%
% of FP17s Relating to Free Repair or Replacements	1	330	0.3%	0.6%	0.7%	0.8%
% of FP17s Relating to Continuations	1	330	0.3%	1.1%	1.2%	1.3%
% of Patients satisfied with the dentistry they have received	0	0	N/A	94.8%	93.6%	93.2%
% of Patients satisfied with the time they had to wait for an appointment	0	0	N/A	91.7%	89.1%	89.0%

\* This is based on patients treated on this contract for their most recent course of treatment. Figures in italics indicate the base number of FP17s or Patient Questionnaire responses are less than 100. N/A is shown where the base number of responses is less than 10 during the period. % is calculated as Quantity/Base number\*100

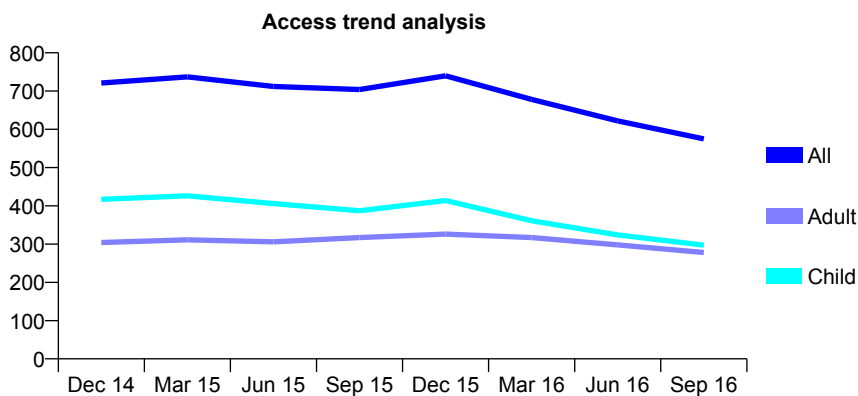
## Q68 - Vital Signs At a Glance Contract Report for 121371/0004 - September 2016

Name or company name	Sussex Community NHS Trust
Contract type name	PDS Contract
Purpose of contract	General
Contract start date	01/04/2011
Contract end date	31/03/2017

16/17 Contracted general activity (UDA)	2,450
Carry forward general activity (UDA)	0
16/17 Contracted orthodontic activity (UOA)	0
Carry forward orthodontic activity (UOA)	0
Baseline contract value	£68,915.75

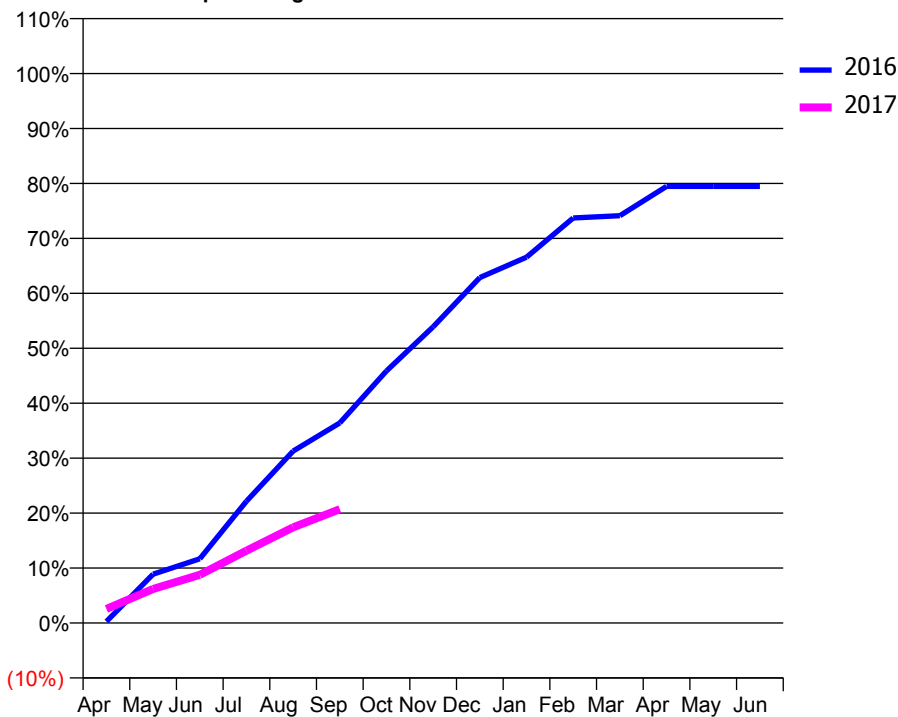
### ACCESS\*

Patients seen in 24 months	Total	Change since previous quarter
Quarter ending September 2015	704	
Quarter ending December 2015	740	↑
Quarter ending March 2016	678	↓
Quarter ending June 2016	622	↓
Quarter ending September 2016	575	↓
<b>Variance since September 2015</b>	<b>(18.3%)</b>	<b>↓</b>



### ACTIVITY

Cumulative percentage of contracted UDA delivered 2016 & 2017



Adjusted Scheduled Activity (UDA)

Month	2016	2017
April	7	63
May	218	152
June	286	215
July	543	322
August	766	426
September	892	507
October	1,124	
November	1,321	
December	1,540	
January	1,631	
February	1,806	
March	1,816	
April	1,947	
May	1,947	
June	1,947	

### QUALITY

	Quantity	Base Number	Contract	AT	Region	England
% of FP17s for the same patient ID Re-attending within 3 months - Children	12	144	8.3%	9.8%	11.8%	12.4%
% of FP17s for the same patient ID Re-attending within 3 months - Adults	22	135	16.3%	15.8%	16.6%	16.7%
% of FP17s for the same patient ID Re-attending between 3 & 9 months - Children	30	144	20.8%	59.0%	60.2%	57.4%
% of FP17s for the same patient ID Re-attending between 3 & 9 months - Adults	68	135	50.4%	50.9%	52.0%	50.5%
% of FP17s for Band 1 Urgent Courses	2	213	0.9%	9.5%	9.4%	9.1%
% of FP17s Relating to Free Repair or Replacements	0	213	0.0%	0.6%	0.7%	0.8%
% of FP17s Relating to Continuations	0	213	0.0%	1.1%	1.2%	1.3%
% of Patients satisfied with the dentistry they have received	0	0	N/A	94.8%	93.6%	93.2%
% of Patients satisfied with the time they had to wait for an appointment	0	0	N/A	91.7%	89.1%	89.0%

\* This is based on patients treated on this contract for their most recent course of treatment. Figures in italics indicate the base number of FP17s or Patient Questionnaire responses are less than 100. N/A is shown where the base number of responses is less than 10 during the period. % is calculated as Quantity/Base number\*100

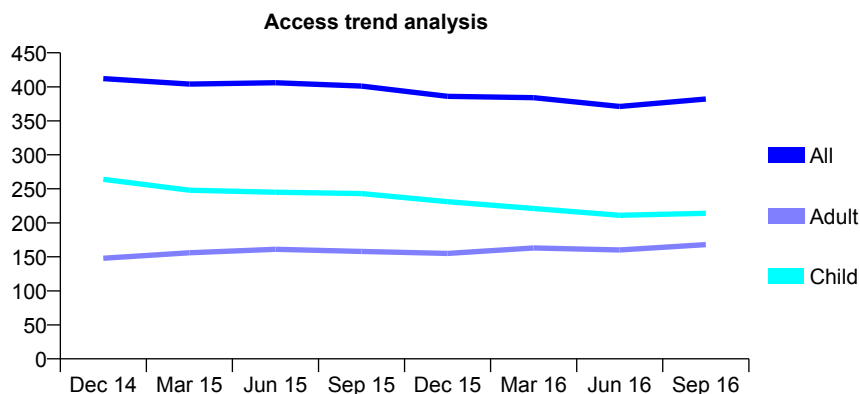
## Q68 - Vital Signs At a Glance Contract Report for 121371/0005 - September 2016

Name or company name	Sussex Community NHS Trust
Contract type name	PDS Contract
Purpose of contract	General
Contract start date	01/04/2011
Contract end date	31/03/2017

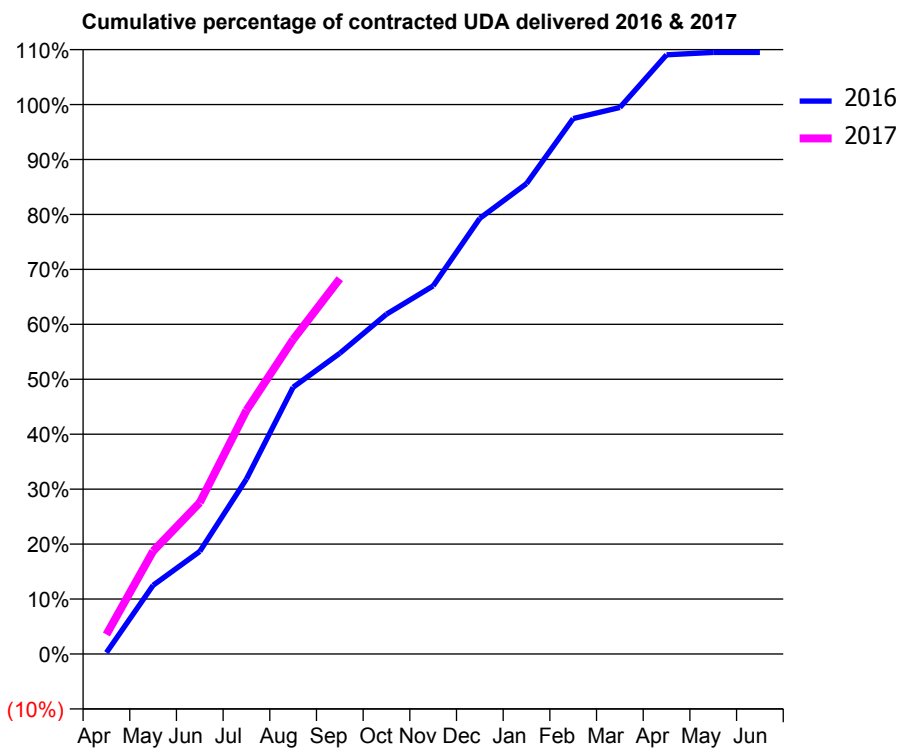
16/17 Contracted general activity (UDA)	760
Carry forward general activity (UDA)	0
16/17 Contracted orthodontic activity (UOA)	0
Carry forward orthodontic activity (UOA)	0
Baseline contract value	£14,519.53

### ACCESS\*

Patients seen in 24 months	Total	Change since previous quarter
Quarter ending September 2015	401	
Quarter ending December 2015	386	↓
Quarter ending March 2016	384	→
Quarter ending June 2016	371	↓
Quarter ending September 2016	382	↑
<b>Variance since September 2015</b>	<b>(4.7%)</b>	<b>↓</b>



### ACTIVITY



Month	Adjusted Scheduled Activity (UDA)	
	2016	2017
April	2	27
May	95	142
June	142	209
July	242	337
August	369	435
September	416	519
October	470	
November	509	
December	603	
January	651	
February	741	
March	756	
April	829	
May	832	
June	832	

### QUALITY

	Quantity	Base Number	Contract	AT	Region	England
% of FP17s for the same patient ID Re-attending within 3 months - Children	11	194	5.7%	9.8%	11.8%	12.4%
% of FP17s for the same patient ID Re-attending within 3 months - Adults	15	119	12.6%	15.8%	16.6%	16.7%
% of FP17s for the same patient ID Re-attending between 3 & 9 months - Children	53	194	27.3%	59.0%	60.2%	57.4%
% of FP17s for the same patient ID Re-attending between 3 & 9 months - Adults	59	119	49.6%	50.9%	52.0%	50.5%
% of FP17s for Band 1 Urgent Courses	5	270	1.9%	9.5%	9.4%	9.1%
% of FP17s Relating to Free Repair or Replacements	0	270	0.0%	0.6%	0.7%	0.8%
% of FP17s Relating to Continuations	4	270	1.5%	1.1%	1.2%	1.3%
% of Patients satisfied with the dentistry they have received	0	0	N/A	94.8%	93.6%	93.2%
% of Patients satisfied with the time they had to wait for an appointment	0	0	N/A	91.7%	89.1%	89.0%

\* This is based on patients treated on this contract for their most recent course of treatment. Figures in italics indicate the base number of FP17s or Patient Questionnaire responses are less than 100. N/A is shown where the base number of responses is less than 10 during the period. % is calculated as Quantity/Base number\*100

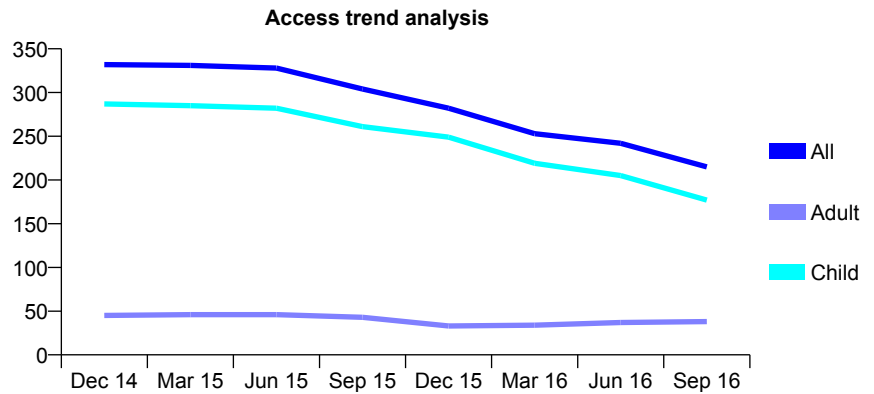
## Q68 - Vital Signs At a Glance Contract Report for 121371/0006 - September 2016

Name or company name	Sussex Community NHS Trust
Contract type name	PDS Contract
Purpose of contract	General
Contract start date	01/04/2011
Contract end date	31/03/2017

16/17 Contracted general activity (UDA)	570
Carry forward general activity (UDA)	0
16/17 Contracted orthodontic activity (UOA)	0
Carry forward orthodontic activity (UOA)	0
Baseline contract value	£12,525.49

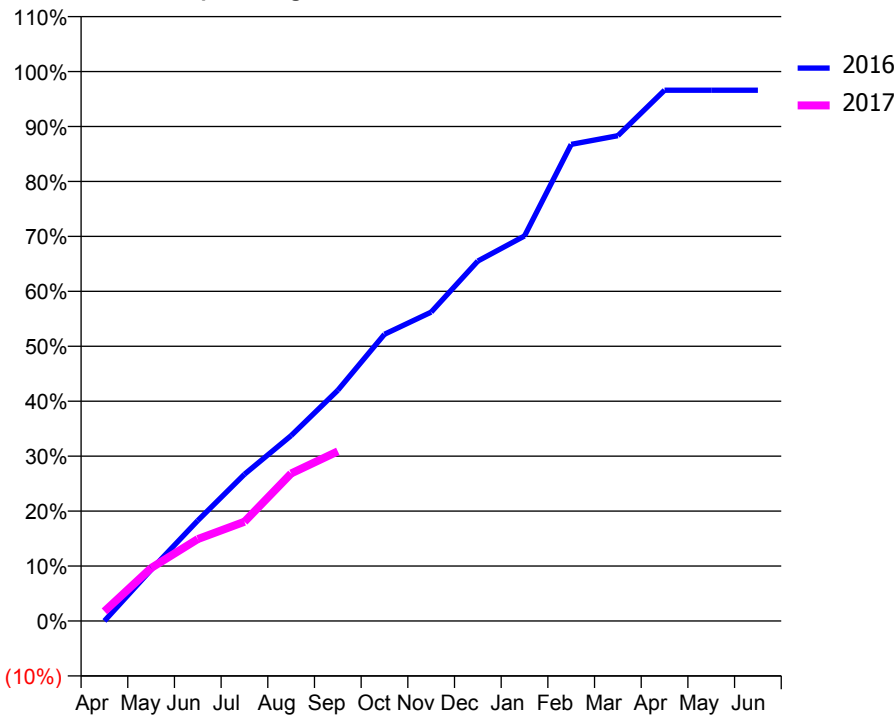
### ACCESS\*

Patients seen in 24 months	Total	Change since previous quarter
Quarter ending September 2015	304	
Quarter ending December 2015	282	↓
Quarter ending March 2016	253	↓
Quarter ending June 2016	242	↓
Quarter ending September 2016	215	↓
<b>Variance since September 2015</b>	<b>(29.3%)</b>	<b>↓</b>



### ACTIVITY

Cumulative percentage of contracted UDA delivered 2016 & 2017



Month	Adjusted Scheduled Activity (UDA)	
	2016	2017
April	0	10
May	53	55
June	104	85
July	152	103
August	192	153
September	239	176
October	297	
November	320	
December	373	
January	399	
February	494	
March	503	
April	551	
May	551	
June	551	

### QUALITY

	Quantity	Base Number	Contract	AT	Region	England
% of FP17s for the same patient ID Re-attending within 3 months - Children	5	100	5.0%	9.8%	11.8%	12.4%
% of FP17s for the same patient ID Re-attending within 3 months - Adults	1	17	5.9%	15.8%	16.6%	16.7%
% of FP17s for the same patient ID Re-attending between 3 & 9 months - Children	18	100	18.0%	59.0%	60.2%	57.4%
% of FP17s for the same patient ID Re-attending between 3 & 9 months - Adults	8	17	47.1%	50.9%	52.0%	50.5%
% of FP17s for Band 1 Urgent Courses	0	94	0.0%	9.5%	9.4%	9.1%
% of FP17s Relating to Free Repair or Replacements	0	94	0.0%	0.6%	0.7%	0.8%
% of FP17s Relating to Continuations	0	94	0.0%	1.1%	1.2%	1.3%
% of Patients satisfied with the dentistry they have received	0	0	N/A	94.8%	93.6%	93.2%
% of Patients satisfied with the time they had to wait for an appointment	0	0	N/A	91.7%	89.1%	89.0%

\* This is based on patients treated on this contract for their most recent course of treatment. Figures in italics indicate the base number of FP17s or Patient Questionnaire responses are less than 100. N/A is shown where the base number of responses is less than 10 during the period. % is calculated as Quantity/Base number\*100



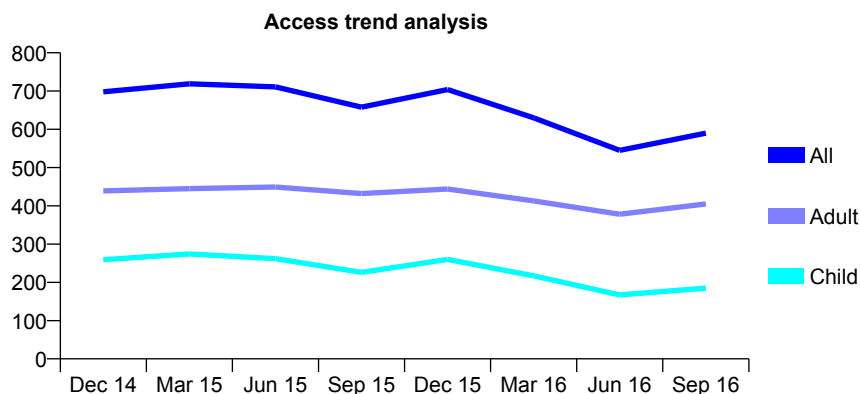
## Q68 - Vital Signs At a Glance Contract Report for 121371/0007 - September 2016

Name or company name	Sussex Community NHS Trust
Contract type name	PDS Contract
Purpose of contract	General
Contract start date	01/04/2011
Contract end date	31/03/2017

16/17 Contracted general activity (UDA)	1,320
Carry forward general activity (UDA)	0
16/17 Contracted orthodontic activity (UOA)	0
Carry forward orthodontic activity (UOA)	0
Baseline contract value	£137,346.79

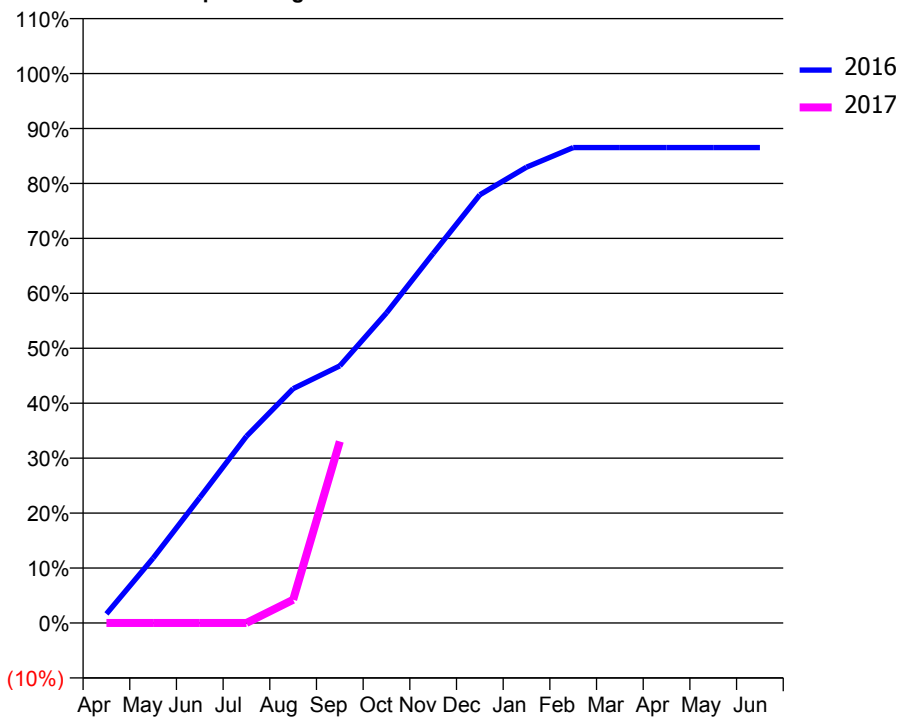
### ACCESS\*

Patients seen in 24 months	Total	Change since previous quarter
Quarter ending September 2015	658	
Quarter ending December 2015	704	↑
Quarter ending March 2016	630	↓
Quarter ending June 2016	545	↓
Quarter ending September 2016	590	↑
<b>Variance since September 2015</b>	<b>(10.3%)</b>	<b>↓</b>



### ACTIVITY

Cumulative percentage of contracted UDA delivered 2016 & 2017



Adjusted Scheduled Activity (UDA)

Month	2016	2017
April	22	0
May	156	0
June	301	0
July	449	0
August	563	56
September	618	436
October	745	
November	888	
December	1,029	
January	1,095	
February	1,142	
March	1,142	
April	1,142	
May	1,142	
June	1,142	

### QUALITY

	Quantity	Base Number	Contract	AT	Region	England
% of FP17s for the same patient ID Re-attending within 3 months - Children	0	59	0.0%	9.8%	11.8%	12.4%
% of FP17s for the same patient ID Re-attending within 3 months - Adults	12	170	7.1%	15.8%	16.6%	16.7%
% of FP17s for the same patient ID Re-attending between 3 & 9 months - Children	5	59	8.5%	59.0%	60.2%	57.4%
% of FP17s for the same patient ID Re-attending between 3 & 9 months - Adults	47	170	27.6%	50.9%	52.0%	50.5%
% of FP17s for Band 1 Urgent Courses	10	222	4.5%	9.5%	9.4%	9.1%
% of FP17s Relating to Free Repair or Replacements	1	222	0.5%	0.6%	0.7%	0.8%
% of FP17s Relating to Continuations	0	222	0.0%	1.1%	1.2%	1.3%
% of Patients satisfied with the dentistry they have received	0	0	N/A	94.8%	93.6%	93.2%
% of Patients satisfied with the time they had to wait for an appointment	0	0	N/A	91.7%	89.1%	89.0%

\* This is based on patients treated on this contract for their most recent course of treatment. Figures in italics indicate the base number of FP17s or Patient Questionnaire responses are less than 100. N/A is shown where the base number of responses is less than 10 during the period. % is calculated as Quantity/Base number\*100



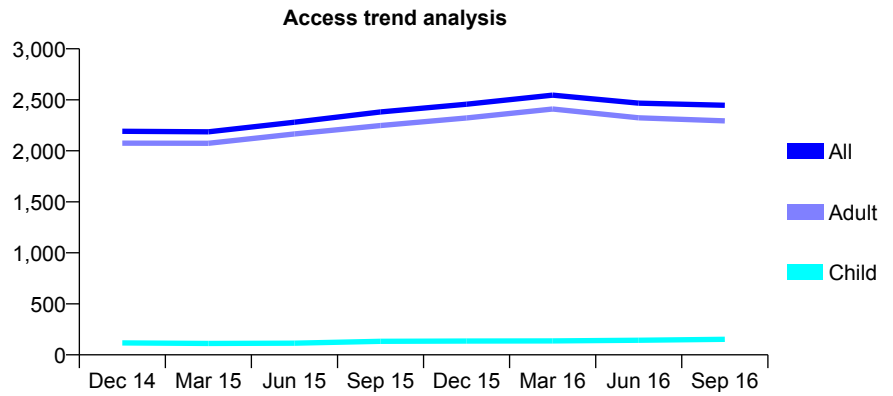
## Q68 - Vital Signs At a Glance Contract Report for 121371/0009 - September 2016

Name or company name	Sussex Community NHS Trust
Contract type name	PDS Contract
Purpose of contract	General
Contract start date	01/04/2011
Contract end date	31/03/2017

16/17 Contracted general activity (UDA)	4,000
Carry forward general activity (UDA)	0
16/17 Contracted orthodontic activity (UOA)	0
Carry forward orthodontic activity (UOA)	0
Baseline contract value	£234,684.07

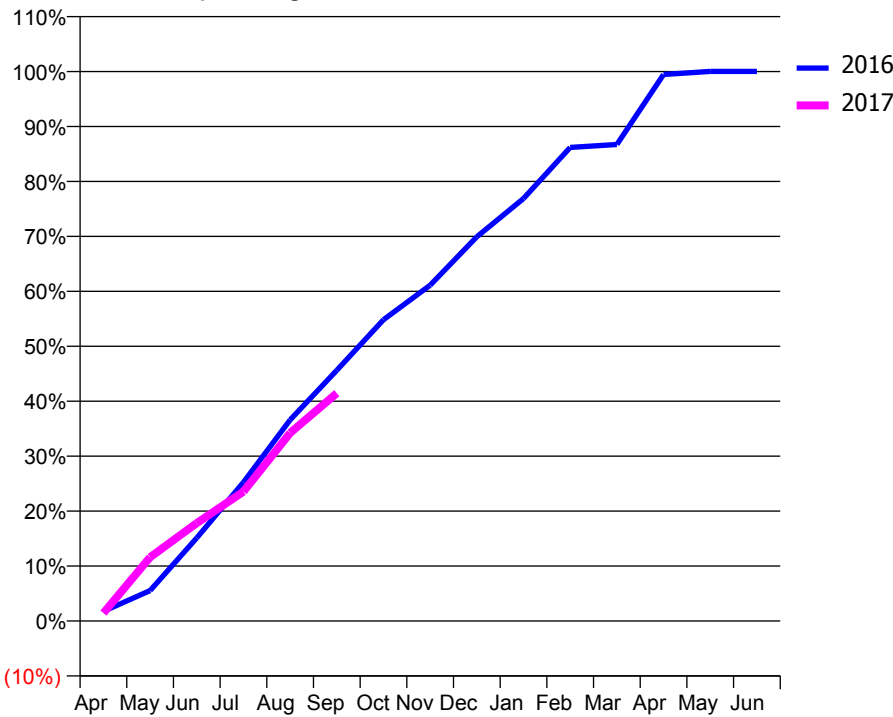
### ACCESS\*

Patients seen in 24 months	Total	Change since previous quarter
Quarter ending September 2015	2,381	
Quarter ending December 2015	2,457	↑
Quarter ending March 2016	2,546	↑
Quarter ending June 2016	2,467	↓
Quarter ending September 2016	2,446	→
<b>Variance since September 2015</b>	<b>2.7%</b>	<b>↑</b>



### ACTIVITY

Cumulative percentage of contracted UDA delivered 2016 & 2017



Month	Adjusted Scheduled Activity (UDA)	
	2016	2017
April	71	58
May	222	464
June	605	713
July	1,010	942
August	1,464	1,369
September	1,825	1,658
October	2,194	
November	2,444	
December	2,797	
January	3,076	
February	3,448	
March	3,469	
April	3,978	
May	4,001	
June	4,001	

### QUALITY

	Quantity	Base Number	Contract	AT	Region	England
% of FP17s for the same patient ID Re-attending within 3 months - Children	4	173	2.3%	9.8%	11.8%	12.4%
% of FP17s for the same patient ID Re-attending within 3 months - Adults	99	1,655	6.0%	15.8%	16.6%	16.7%
% of FP17s for the same patient ID Re-attending between 3 & 9 months - Children	4	173	2.3%	59.0%	60.2%	57.4%
% of FP17s for the same patient ID Re-attending between 3 & 9 months - Adults	69	1,655	4.2%	50.9%	52.0%	50.5%
% of FP17s for Band 1 Urgent Courses	1,382	1,382	100.0%	9.5%	9.4%	9.1%
% of FP17s Relating to Free Repair or Replacements	0	1,382	0.0%	0.6%	0.7%	0.8%
% of FP17s Relating to Continuations	0	1,382	0.0%	1.1%	1.2%	1.3%
% of Patients satisfied with the dentistry they have received	3	3	N/A	94.8%	93.6%	93.2%
% of Patients satisfied with the time they had to wait for an appointment	3	3	N/A	91.7%	89.1%	89.0%

\* This is based on patients treated on this contract for their most recent course of treatment. Figures in italics indicate the base number of FP17s or Patient Questionnaire responses are less than 100. N/A is shown where the base number of responses is less than 10 during the period. % is calculated as Quantity/Base number\*100

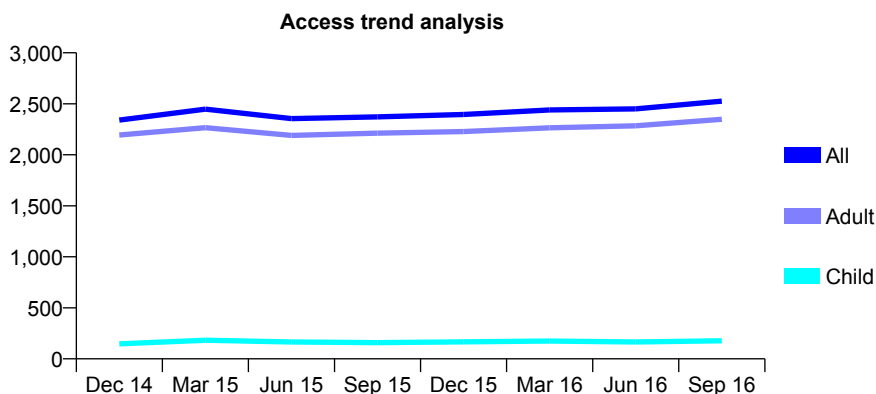
## Q68 - Vital Signs At a Glance Contract Report for 121371/0010 - September 2016

Name or company name	Sussex Community NHS Trust
Contract type name	GDS Contract
Purpose of contract	General
Contract start date	01/04/2011
Contract end date	31/03/2017

16/17 Contracted general activity (UDA)	4,000
Carry forward general activity (UDA)	0
16/17 Contracted orthodontic activity (UOA)	0
Carry forward orthodontic activity (UOA)	0
Baseline contract value	£197,732.59

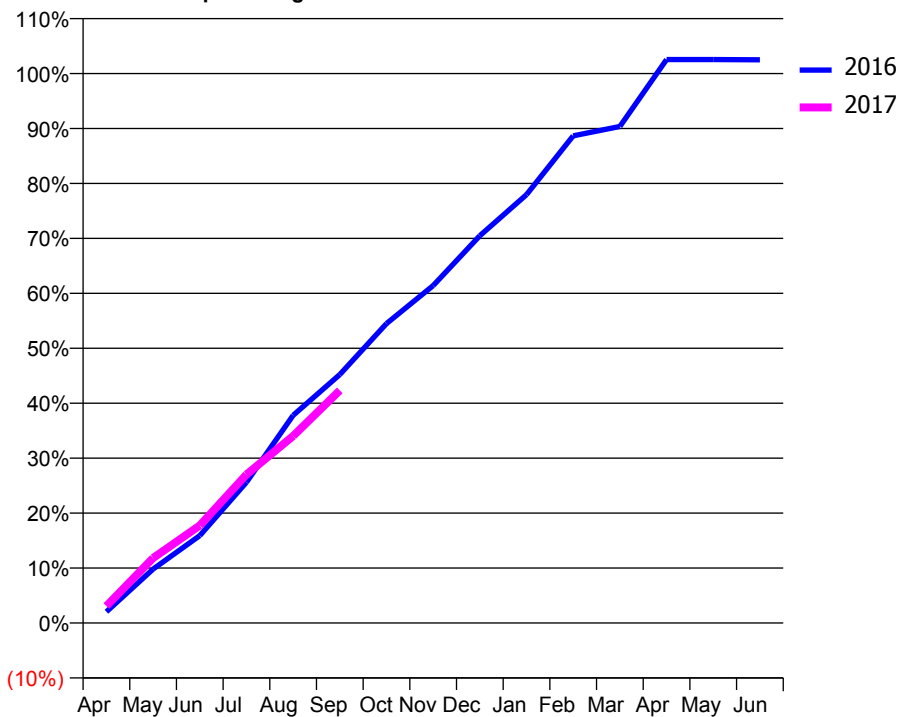
### ACCESS\*

Patients seen in 24 months	Total	Change since previous quarter
Quarter ending September 2015	2,372	
Quarter ending December 2015	2,395	→
Quarter ending March 2016	2,440	→
Quarter ending June 2016	2,450	→
Quarter ending September 2016	2,526	↑
<b>Variance since September 2015</b>	<b>6.5%</b>	<b>↑</b>



### ACTIVITY

Cumulative percentage of contracted UDA delivered 2016 & 2017



Month	Adjusted Scheduled Activity (UDA)	
	2016	2017
April	82	123
May	393	473
June	636	710
July	1,025	1,081
August	1,511	1,361
September	1,809	1,693
October	2,180	
November	2,456	
December	2,819	
January	3,118	
February	3,546	
March	3,614	
April	4,101	
May	4,101	
June	4,100	

### QUALITY

	Quantity	Base Number	Contract	AT	Region	England
% of FP17s for the same patient ID Re-attending within 3 months - Children	4	172	2.3%	9.8%	11.8%	12.4%
% of FP17s for the same patient ID Re-attending within 3 months - Adults	84	1,639	5.1%	15.8%	16.6%	16.7%
% of FP17s for the same patient ID Re-attending between 3 & 9 months - Children	1	172	0.6%	59.0%	60.2%	57.4%
% of FP17s for the same patient ID Re-attending between 3 & 9 months - Adults	52	1,639	3.2%	50.9%	52.0%	50.5%
% of FP17s for Band 1 Urgent Courses	1,380	1,403	98.4%	9.5%	9.4%	9.1%
% of FP17s Relating to Free Repair or Replacements	2	1,403	0.1%	0.6%	0.7%	0.8%
% of FP17s Relating to Continuations	1	1,403	0.1%	1.1%	1.2%	1.3%
% of Patients satisfied with the dentistry they have received	0	0	N/A	94.8%	93.6%	93.2%
% of Patients satisfied with the time they had to wait for an appointment	0	0	N/A	91.7%	89.1%	89.0%

\* This is based on patients treated on this contract for their most recent course of treatment. Figures in italics indicate the base number of FP17s or Patient Questionnaire responses are less than 100. N/A is shown where the base number of responses is less than 10 during the period. % is calculated as Quantity/Base number\*100

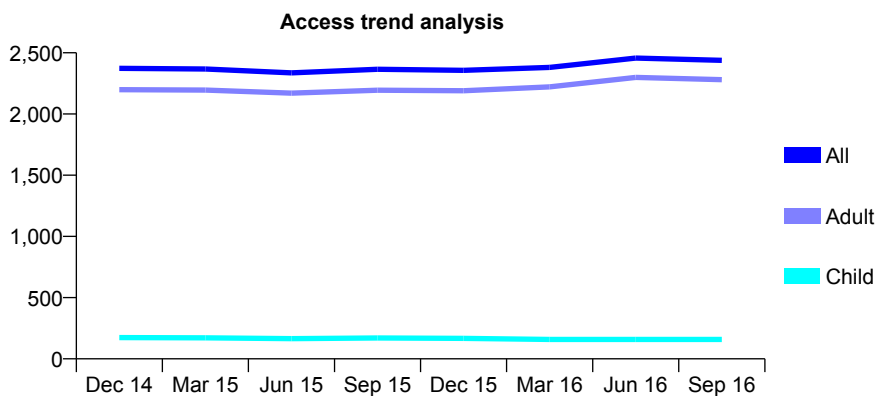
## Q68 - Vital Signs At a Glance Contract Report for 121371/0011 - September 2016

Name or company name	Sussex Community NHS Trust
Contract type name	PDS Contract
Purpose of contract	General
Contract start date	01/04/2011
Contract end date	31/03/2017

16/17 Contracted general activity (UDA)	4,011
Carry forward general activity (UDA)	0
16/17 Contracted orthodontic activity (UOA)	0
Carry forward orthodontic activity (UOA)	0
Baseline contract value	£218,233.19

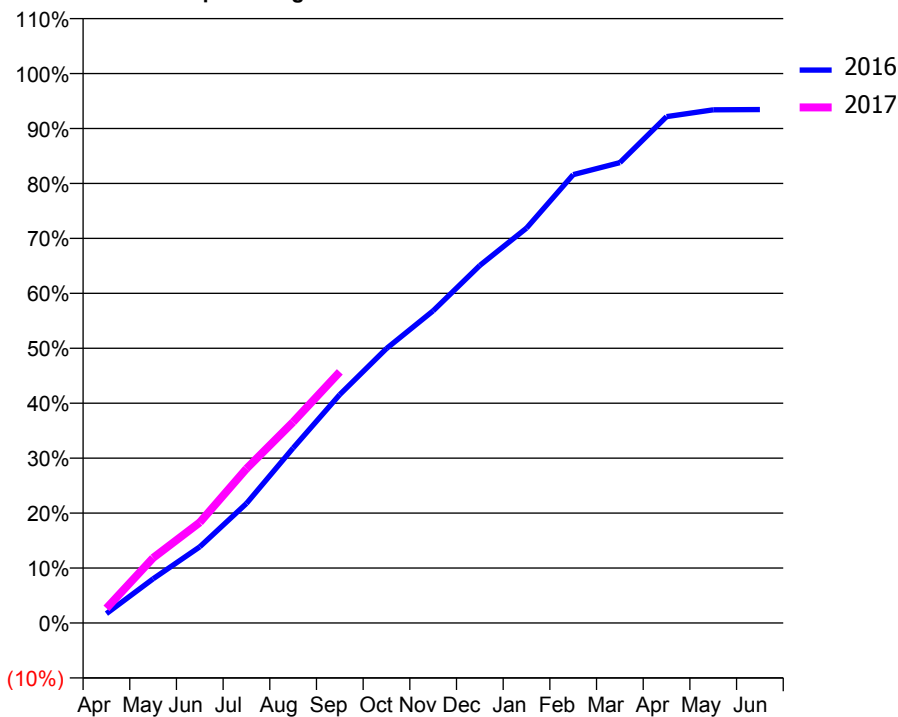
### ACCESS\*

Patients seen in 24 months	Total	Change since previous quarter
Quarter ending September 2015	2,365	
Quarter ending December 2015	2,357	→
Quarter ending March 2016	2,381	→
Quarter ending June 2016	2,457	↑
Quarter ending September 2016	2,438	→
<b>Variance since September 2015</b>	<b>3.1%</b>	<b>↑</b>



### ACTIVITY

Cumulative percentage of contracted UDA delivered 2016 & 2017



Month	Adjusted Scheduled Activity (UDA)	
	2016	2017
April	68	108
May	322	475
June	554	734
July	870	1,127
August	1,274	1,468
September	1,663	1,834
October	1,998	
November	2,273	
December	2,603	
January	2,875	
February	3,264	
March	3,351	
April	3,686	
May	3,735	
June	3,738	

### QUALITY

	Quantity	Base Number	Contract	AT	Region	England
% of FP17s for the same patient ID Re-attending within 3 months - Children	8	198	4.0%	9.8%	11.8%	12.4%
% of FP17s for the same patient ID Re-attending within 3 months - Adults	78	1,652	4.7%	15.8%	16.6%	16.7%
% of FP17s for the same patient ID Re-attending between 3 & 9 months - Children	2	198	1.0%	59.0%	60.2%	57.4%
% of FP17s for the same patient ID Re-attending between 3 & 9 months - Adults	44	1,652	2.7%	50.9%	52.0%	50.5%
% of FP17s for Band 1 Urgent Courses	1,528	1,528	100.0%	9.5%	9.4%	9.1%
% of FP17s Relating to Free Repair or Replacements	0	1,528	0.0%	0.6%	0.7%	0.8%
% of FP17s Relating to Continuations	0	1,528	0.0%	1.1%	1.2%	1.3%
% of Patients satisfied with the dentistry they have received	1	1	N/A	94.8%	93.6%	93.2%
% of Patients satisfied with the time they had to wait for an appointment	0	1	N/A	91.7%	89.1%	89.0%

\* This is based on patients treated on this contract for their most recent course of treatment. Figures in italics indicate the base number of FP17s or Patient Questionnaire responses are less than 100. N/A is shown where the base number of responses is less than 10 during the period. % is calculated as Quantity/Base number\*100

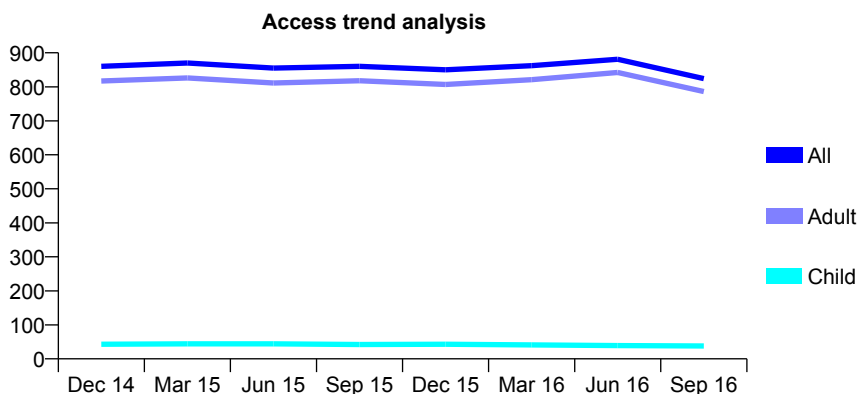
## Q68 - Vital Signs At a Glance Contract Report for 121371/0012 - September 2016

Name or company name	Sussex Community NHS Trust
Contract type name	PDS Contract
Purpose of contract	General
Contract start date	01/04/2011
Contract end date	31/03/2017

16/17 Contracted general activity (UDA)	1,500
Carry forward general activity (UDA)	0
16/17 Contracted orthodontic activity (UOA)	0
Carry forward orthodontic activity (UOA)	0
Baseline contract value	£115,172.46

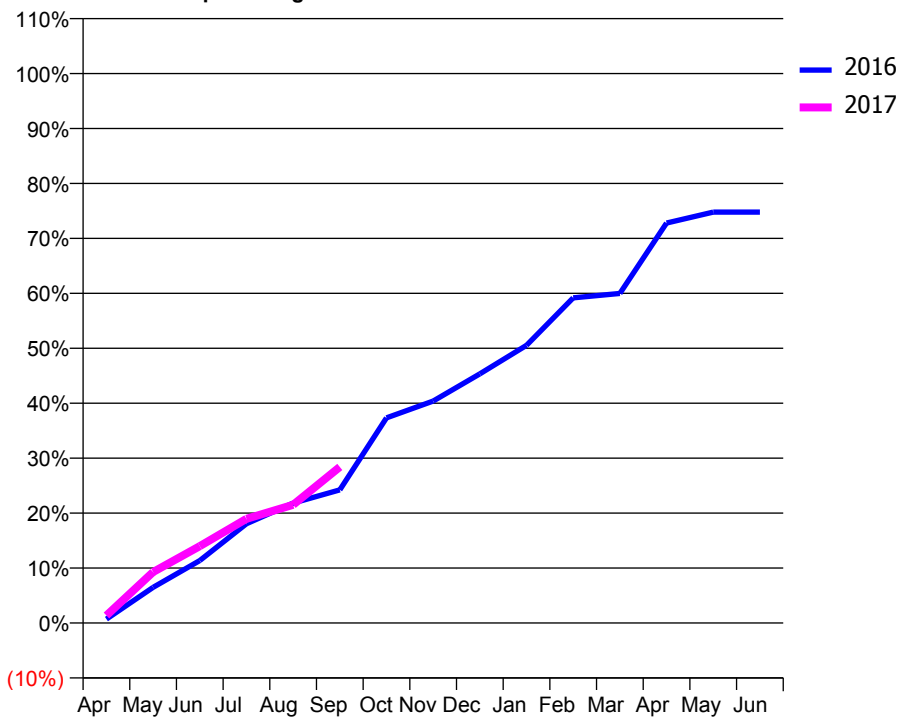
### ACCESS\*

Patients seen in 24 months	Total	Change since previous quarter
Quarter ending September 2015	860	
Quarter ending December 2015	850	↓
Quarter ending March 2016	862	→
Quarter ending June 2016	881	↑
Quarter ending September 2016	824	↓
<b>Variance since September 2015</b>	<b>(4.2%)</b>	<b>↓</b>



### ACTIVITY

Cumulative percentage of contracted UDA delivered 2016 & 2017



Adjusted Scheduled Activity (UDA)

Month	2016	2017
April	11	20
May	97	139
June	170	210
July	271	284
August	327	323
September	363	426
October	560	
November	606	
December	680	
January	758	
February	888	
March	900	
April	1,092	
May	1,122	
June	1,122	

### QUALITY

	Quantity	Base Number	Contract	AT	Region	England
% of FP17s for the same patient ID Re-attending within 3 months - Children	0	54	0.0%	9.8%	11.8%	12.4%
% of FP17s for the same patient ID Re-attending within 3 months - Adults	11	487	2.3%	15.8%	16.6%	16.7%
% of FP17s for the same patient ID Re-attending between 3 & 9 months - Children	0	54	0.0%	59.0%	60.2%	57.4%
% of FP17s for the same patient ID Re-attending between 3 & 9 months - Adults	9	487	1.8%	50.9%	52.0%	50.5%
% of FP17s for Band 1 Urgent Courses	355	355	100.0%	9.5%	9.4%	9.1%
% of FP17s Relating to Free Repair or Replacements	0	355	0.0%	0.6%	0.7%	0.8%
% of FP17s Relating to Continuations	0	355	0.0%	1.1%	1.2%	1.3%
% of Patients satisfied with the dentistry they have received	1	1	N/A	94.8%	93.6%	93.2%
% of Patients satisfied with the time they had to wait for an appointment	1	1	N/A	91.7%	89.1%	89.0%

\* This is based on patients treated on this contract for their most recent course of treatment. Figures in italics indicate the base number of FP17s or Patient Questionnaire responses are less than 100. N/A is shown where the base number of responses is less than 10 during the period. % is calculated as Quantity/Base number\*100

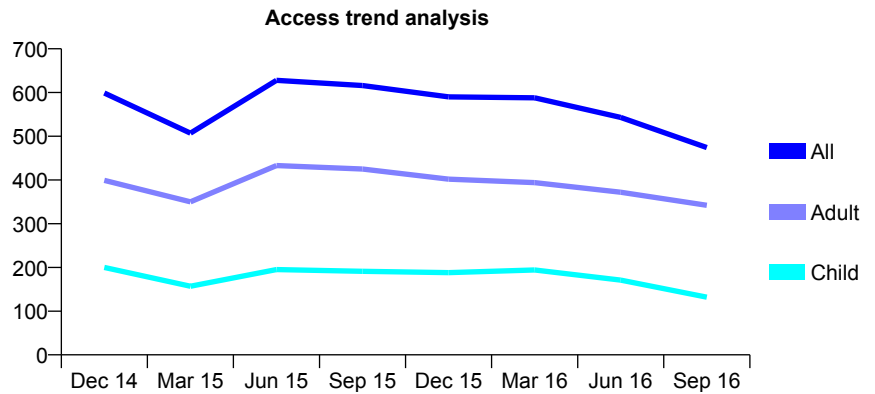
## Q68 - Vital Signs At a Glance Contract Report for 121371/0014 - September 2016

Name or company name	Sussex Community NHS Trust
Contract type name	PDS Contract
Purpose of contract	General
Contract start date	01/04/2011
Contract end date	31/03/2017

16/17 Contracted general activity (UDA)	2,425
Carry forward general activity (UDA)	0
16/17 Contracted orthodontic activity (UOA)	0
Carry forward orthodontic activity (UOA)	0
Baseline contract value	£13,244.03

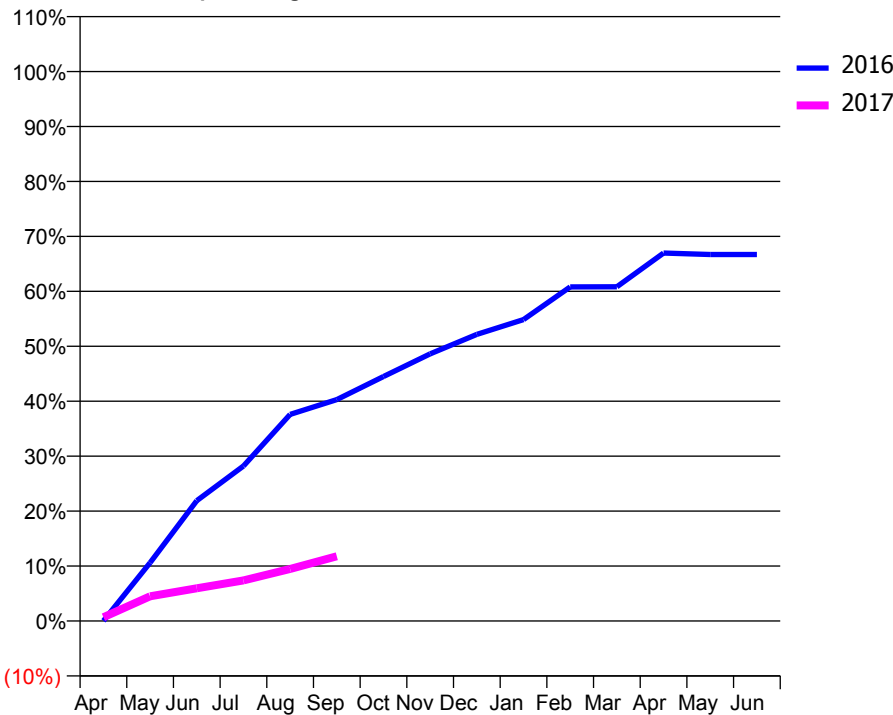
### ACCESS\*

Patients seen in 24 months	Total	Change since previous quarter
Quarter ending September 2015	616	
Quarter ending December 2015	590	↓
Quarter ending March 2016	588	→
Quarter ending June 2016	543	↓
Quarter ending September 2016	474	↓
<b>Variance since September 2015</b>	<b>(23.1%)</b>	<b>↓</b>



### ACTIVITY

Cumulative percentage of contracted UDA delivered 2016 & 2017



Month	Adjusted Scheduled Activity (UDA)	
	2016	2017
April	1	17
May	258	109
June	531	144
July	684	179
August	912	230
September	977	286
October	1,079	
November	1,179	
December	1,265	
January	1,330	
February	1,474	
March	1,475	
April	1,624	
May	1,618	
June	1,618	

### QUALITY

	Quantity	Base Number	Contract	AT	Region	England
% of FP17s for the same patient ID Re-attending within 3 months - Children	10	86	11.6%	9.8%	11.8%	12.4%
% of FP17s for the same patient ID Re-attending within 3 months - Adults	6	127	4.7%	15.8%	16.6%	16.7%
% of FP17s for the same patient ID Re-attending between 3 & 9 months - Children	22	86	25.6%	59.0%	60.2%	57.4%
% of FP17s for the same patient ID Re-attending between 3 & 9 months - Adults	65	127	51.2%	50.9%	52.0%	50.5%
% of FP17s for Band 1 Urgent Courses	3	144	2.1%	9.5%	9.4%	9.1%
% of FP17s Relating to Free Repair or Replacements	1	144	0.7%	0.6%	0.7%	0.8%
% of FP17s Relating to Continuations	0	144	0.0%	1.1%	1.2%	1.3%
% of Patients satisfied with the dentistry they have received	0	0	N/A	94.8%	93.6%	93.2%
% of Patients satisfied with the time they had to wait for an appointment	0	0	N/A	91.7%	89.1%	89.0%

\* This is based on patients treated on this contract for their most recent course of treatment. Figures in italics indicate the base number of FP17s or Patient Questionnaire responses are less than 100. N/A is shown where the base number of responses is less than 10 during the period. % is calculated as Quantity/Base number\*100

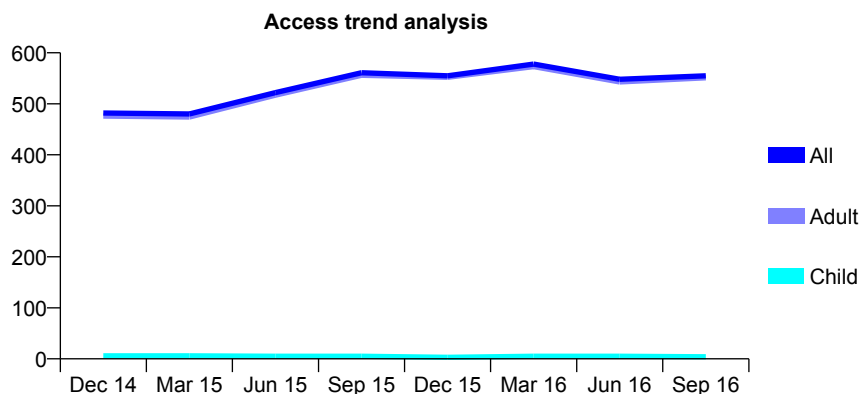
## Q68 - Vital Signs At a Glance Contract Report for 121371/0015 - September 2016

Name or company name	Sussex Community NHS Trust
Contract type name	PDS Contract
Purpose of contract	General
Contract start date	01/10/2012
Contract end date	31/03/2017

16/17 Contracted general activity (UDA)	1,000
Carry forward general activity (UDA)	0
16/17 Contracted orthodontic activity (UOA)	0
Carry forward orthodontic activity (UOA)	0
Baseline contract value	£84,189.92

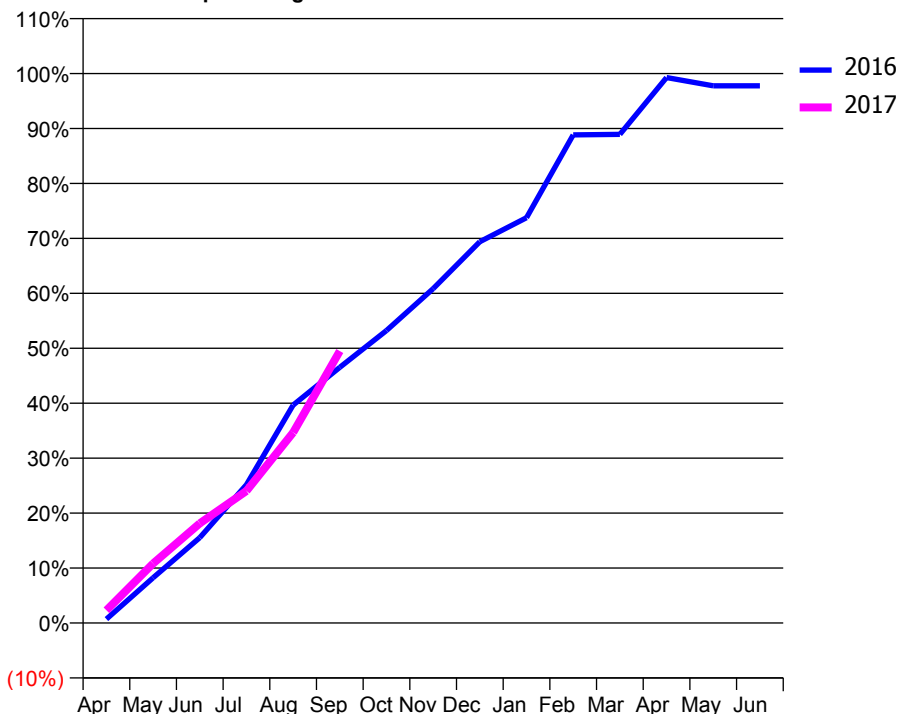
### ACCESS\*

Patients seen in 24 months	Total	Change since previous quarter
Quarter ending September 2015	561	
Quarter ending December 2015	555	↓
Quarter ending March 2016	578	↑
Quarter ending June 2016	548	↓
Quarter ending September 2016	555	→
<b>Variance since September 2015</b>	<b>(1.1%)</b>	<b>↓</b>



### ACTIVITY

Cumulative percentage of contracted UDA delivered 2016 & 2017



Month	Adjusted Scheduled Activity (UDA)	
	2016	2017
April	7	23
May	82	108
June	155	181
July	252	240
August	397	347
September	465	495
October	532	
November	609	
December	694	
January	738	
February	888	
March	889	
April	993	
May	978	
June	978	

### QUALITY

	Quantity	Base Number	Contract	AT	Region	England
% of FP17s for the same patient ID Re-attending within 3 months - Children	0	2	0.0%	9.8%	11.8%	12.4%
% of FP17s for the same patient ID Re-attending within 3 months - Adults	15	186	8.1%	15.8%	16.6%	16.7%
% of FP17s for the same patient ID Re-attending between 3 & 9 months - Children	0	2	0.0%	59.0%	60.2%	57.4%
% of FP17s for the same patient ID Re-attending between 3 & 9 months - Adults	35	186	18.8%	50.9%	52.0%	50.5%
% of FP17s for Band 1 Urgent Courses	5	154	3.2%	9.5%	9.4%	9.1%
% of FP17s Relating to Free Repair or Replacements	6	154	3.9%	0.6%	0.7%	0.8%
% of FP17s Relating to Continuations	0	154	0.0%	1.1%	1.2%	1.3%
% of Patients satisfied with the dentistry they have received	1	1	N/A	94.8%	93.6%	93.2%
% of Patients satisfied with the time they had to wait for an appointment	1	1	N/A	91.7%	89.1%	89.0%

\* This is based on patients treated on this contract for their most recent course of treatment. Figures in italics indicate the base number of FP17s or Patient Questionnaire responses are less than 100. N/A is shown where the base number of responses is less than 10 during the period. % is calculated as Quantity/Base number\*100

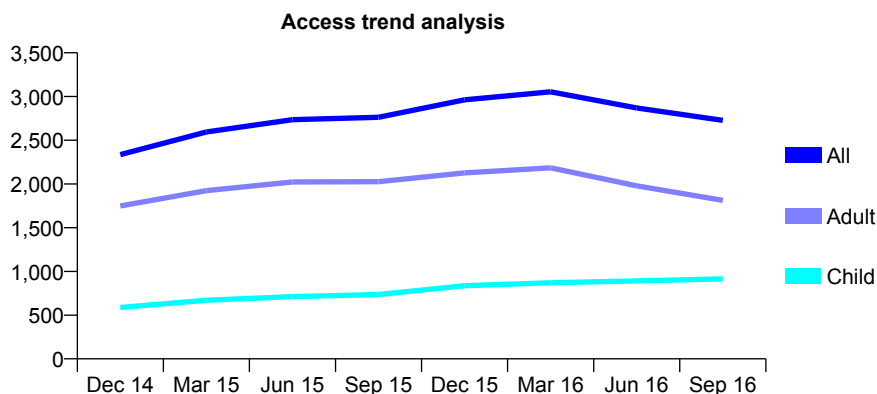
## Q68 - Vital Signs At a Glance Contract Report for 122327/0001 - September 2016

Name or company name	Mr O Adelstone, Mr M Patel and Ms P Pate
Contract type name	GDS Contract
Purpose of contract	General
Contract start date	05/02/2014
Contract end date	

16/17 Contracted general activity (UDA)	9,500
Carry forward general activity (UDA)	-41
16/17 Contracted orthodontic activity (UOA)	0
Carry forward orthodontic activity (UOA)	0
Baseline contract value	£252,229.82

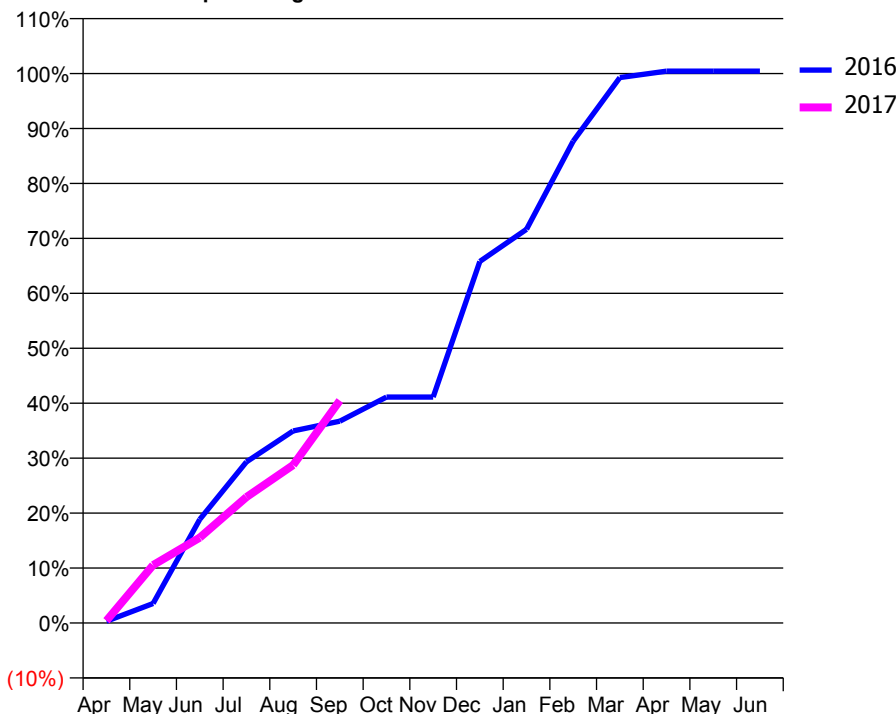
### ACCESS\*

Patients seen in 24 months	Total	Change since previous quarter
Quarter ending September 2015	2,762	
Quarter ending December 2015	2,962	↑
Quarter ending March 2016	3,054	↑
Quarter ending June 2016	2,869	↓
Quarter ending September 2016	2,727	↓
<b>Variance since September 2015</b>	<b>(1.3%)</b>	<b>↓</b>



### ACTIVITY

Cumulative percentage of contracted UDA delivered 2016 & 2017



Month	Adjusted Scheduled Activity (UDA)	
	2016	2017
April	31	41
May	337	1,001
June	1,792	1,476
July	2,785	2,178
August	3,321	2,730
September	3,488	3,846
October	3,905	
November	3,905	
December	6,251	
January	6,807	
February	8,331	
March	9,430	
April	9,541	
May	9,541	
June	9,541	

### QUALITY

	Quantity	Base Number	Contract	AT	Region	England
% of FP17s for the same patient ID Re-attending within 3 months - Children	37	637	5.8%	9.8%	11.8%	12.4%
% of FP17s for the same patient ID Re-attending within 3 months - Adults	60	487	12.3%	15.8%	16.6%	16.7%
% of FP17s for the same patient ID Re-attending between 3 & 9 months - Children	334	637	52.4%	59.0%	60.2%	57.4%
% of FP17s for the same patient ID Re-attending between 3 & 9 months - Adults	208	487	42.7%	50.9%	52.0%	50.5%
% of FP17s for Band 1 Urgent Courses	20	1,114	1.8%	9.5%	9.4%	9.1%
% of FP17s Relating to Free Repair or Replacements	0	1,114	0.0%	0.6%	0.7%	0.8%
% of FP17s Relating to Continuations	17	1,114	1.5%	1.1%	1.2%	1.3%
% of Patients satisfied with the dentistry they have received	1	1	N/A	94.8%	93.6%	93.2%
% of Patients satisfied with the time they had to wait for an appointment	1	1	N/A	91.7%	89.1%	89.0%

\* This is based on patients treated on this contract for their most recent course of treatment. Figures in italics indicate the base number of FP17s or Patient Questionnaire responses are less than 100. N/A is shown where the base number of responses is less than 10 during the period. % is calculated as Quantity/Base number\*100

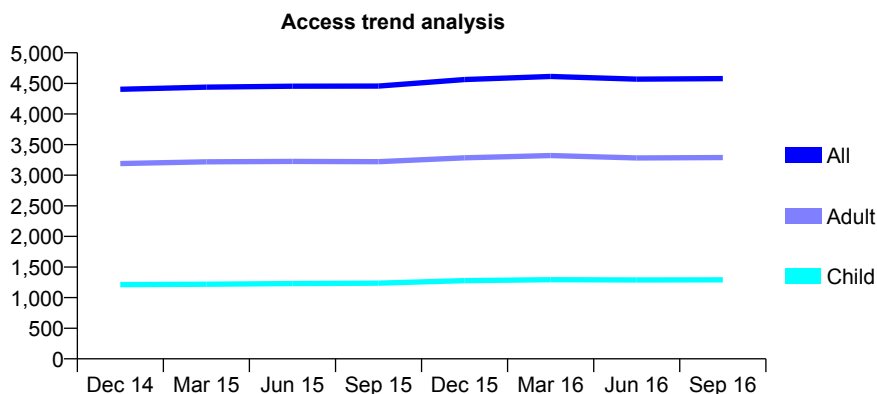
## Q68 - Vital Signs At a Glance Contract Report for 122351/0001 - September 2016

Name or company name	DR S KHORAMI LTD
Contract type name	GDS Contract
Purpose of contract	General
Contract start date	01/09/2007
Contract end date	

16/17 Contracted general activity (UDA)	8,828
Carry forward general activity (UDA)	-169
16/17 Contracted orthodontic activity (UOA)	0
Carry forward orthodontic activity (UOA)	0
Baseline contract value	£234,654.08

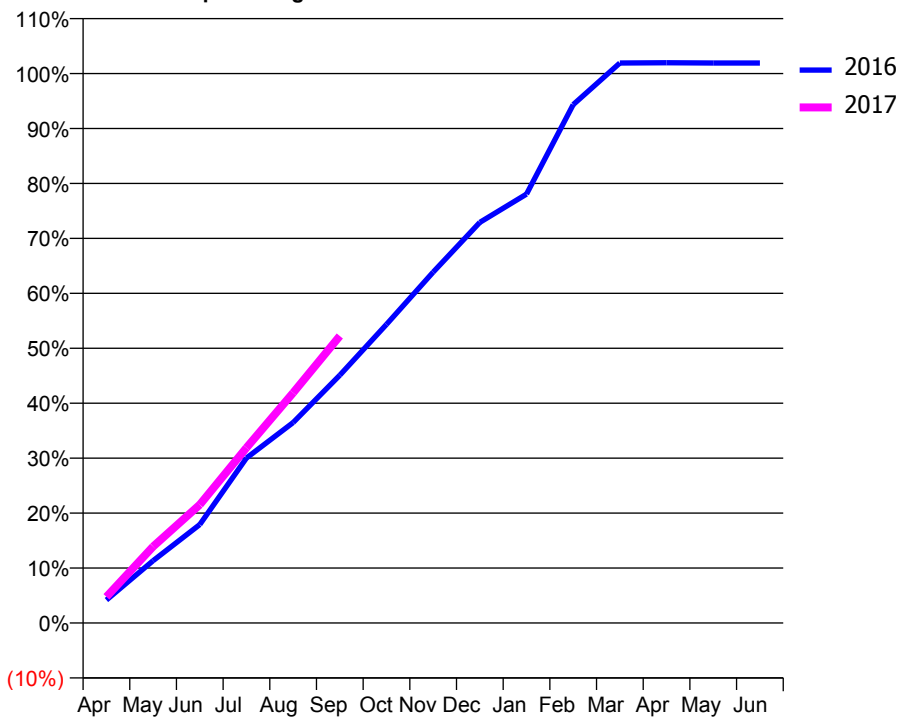
### ACCESS\*

Patients seen in 24 months	Total	Change since previous quarter
Quarter ending September 2015	4,457	
Quarter ending December 2015	4,563	↑
Quarter ending March 2016	4,614	→
Quarter ending June 2016	4,570	→
Quarter ending September 2016	4,578	→
<b>Variance since September 2015</b>	<b>2.7%</b>	<b>↑</b>



### ACTIVITY

Cumulative percentage of contracted UDA delivered 2016 & 2017



Adjusted Scheduled Activity (UDA)

Month	2016	2017
April	370	421
May	1,002	1,228
June	1,582	1,902
July	2,651	2,816
August	3,221	3,698
September	3,982	4,611
October	4,797	
November	5,637	
December	6,436	
January	6,891	
February	8,328	
March	8,997	
April	9,000	
May	8,997	
June	8,997	

### QUALITY

	Quantity	Base Number	Contract	AT	Region	England
% of FP17s for the same patient ID Re-attending within 3 months - Children	59	1,057	5.6%	9.8%	11.8%	12.4%
% of FP17s for the same patient ID Re-attending within 3 months - Adults	393	2,576	15.3%	15.8%	16.6%	16.7%
% of FP17s for the same patient ID Re-attending between 3 & 9 months - Children	711	1,057	67.3%	59.0%	60.2%	57.4%
% of FP17s for the same patient ID Re-attending between 3 & 9 months - Adults	1,589	2,576	61.7%	50.9%	52.0%	50.5%
% of FP17s for Band 1 Urgent Courses	253	3,016	8.4%	9.5%	9.4%	9.1%
% of FP17s Relating to Free Repair or Replacements	17	3,016	0.6%	0.6%	0.7%	0.8%
% of FP17s Relating to Continuations	19	3,016	0.6%	1.1%	1.2%	1.3%
% of Patients satisfied with the dentistry they have received	7	8	N/A	94.8%	93.6%	93.2%
% of Patients satisfied with the time they had to wait for an appointment	8	8	N/A	91.7%	89.1%	89.0%

\* This is based on patients treated on this contract for their most recent course of treatment. Figures in italics indicate the base number of FP17s or Patient Questionnaire responses are less than 100. N/A is shown where the base number of responses is less than 10 during the period. % is calculated as Quantity/Base number\*100



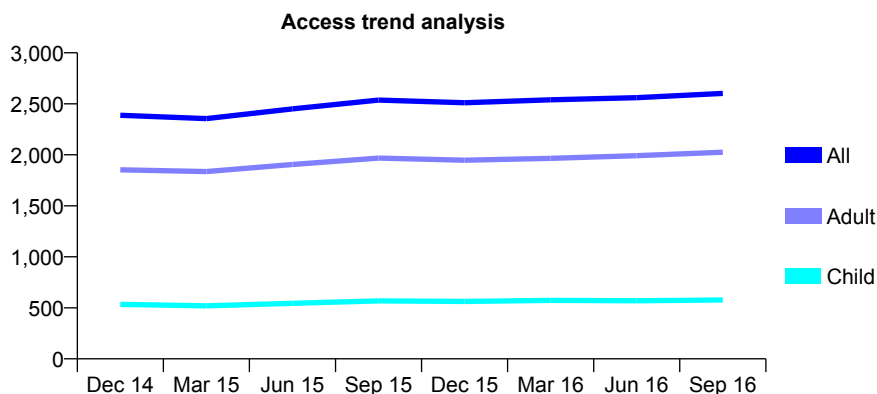
## Q68 - Vital Signs At a Glance Contract Report for 122963/0001 - September 2016

Name or company name	Nuvo Dent Ltd
Contract type name	GDS Contract
Purpose of contract	General
Contract start date	01/06/2007
Contract end date	

16/17 Contracted general activity (UDA)	7,000
Carry forward general activity (UDA)	42
16/17 Contracted orthodontic activity (UOA)	0
Carry forward orthodontic activity (UOA)	0
Baseline contract value	£222,324.94

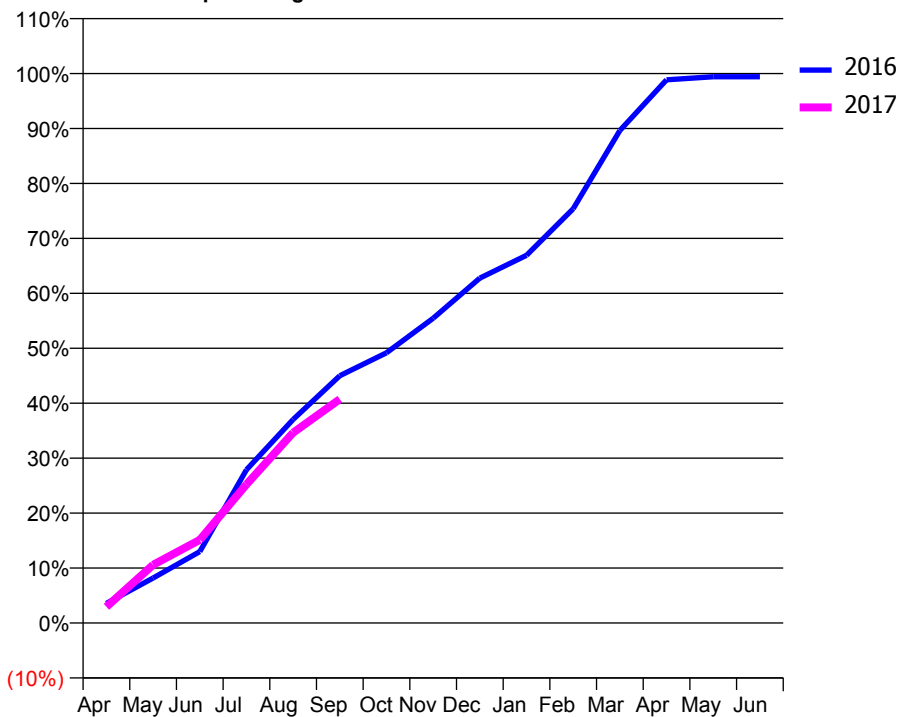
### ACCESS\*

Patients seen in 24 months	Total	Change since previous quarter
Quarter ending September 2015	2,536	
Quarter ending December 2015	2,510	↓
Quarter ending March 2016	2,539	→
Quarter ending June 2016	2,560	→
Quarter ending September 2016	2,602	→
<b>Variance since September 2015</b>	<b>2.6%</b>	<b>↑</b>



### ACTIVITY

Cumulative percentage of contracted UDA delivered 2016 & 2017



Month	Adjusted Scheduled Activity (UDA)	
	2016	2017
April	251	207
May	573	742
June	910	1,060
July	1,953	1,766
August	2,594	2,424
September	3,151	2,851
October	3,443	
November	3,883	
December	4,393	
January	4,685	
February	5,278	
March	6,274	
April	6,920	
May	6,958	
June	6,958	

### QUALITY

	Quantity	Base Number	Contract	AT	Region	England
% of FP17s for the same patient ID Re-attending within 3 months - Children	13	382	3.4%	9.8%	11.8%	12.4%
% of FP17s for the same patient ID Re-attending within 3 months - Adults	94	1,257	7.5%	15.8%	16.6%	16.7%
% of FP17s for the same patient ID Re-attending between 3 & 9 months - Children	218	382	57.1%	59.0%	60.2%	57.4%
% of FP17s for the same patient ID Re-attending between 3 & 9 months - Adults	681	1,257	54.2%	50.9%	52.0%	50.5%
% of FP17s for Band 1 Urgent Courses	62	1,465	4.2%	9.5%	9.4%	9.1%
% of FP17s Relating to Free Repair or Replacements	0	1,465	0.0%	0.6%	0.7%	0.8%
% of FP17s Relating to Continuations	5	1,465	0.3%	1.1%	1.2%	1.3%
% of Patients satisfied with the dentistry they have received	2	2	N/A	94.8%	93.6%	93.2%
% of Patients satisfied with the time they had to wait for an appointment	2	2	N/A	91.7%	89.1%	89.0%

\* This is based on patients treated on this contract for their most recent course of treatment. Figures in italics indicate the base number of FP17s or Patient Questionnaire responses are less than 100. N/A is shown where the base number of responses is less than 10 during the period. % is calculated as Quantity/Base number\*100

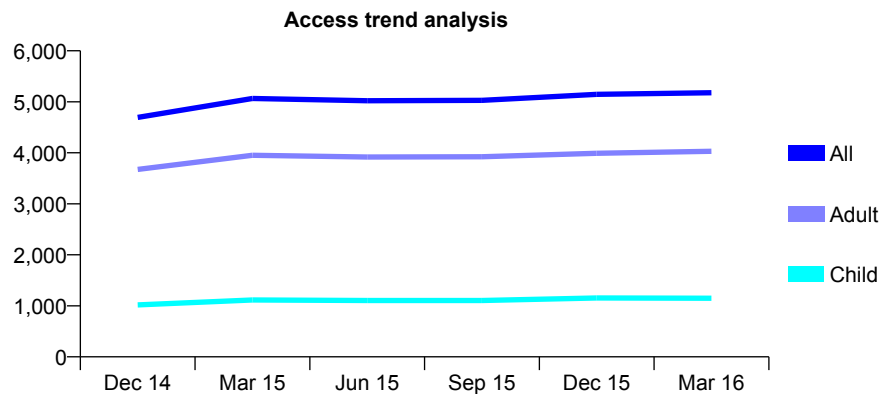
## Q68 - Vital Signs At a Glance Contract Report for 123137/0001 - September 2016

Name or company name	South England Dental Practice Partnership
Contract type name	GDS Contract
Purpose of contract	General
Contract start date	01/02/2013
Contract end date	

16/17 Contracted general activity (UDA)	14,500
Carry forward general activity (UDA)	-290
16/17 Contracted orthodontic activity (UOA)	0
Carry forward orthodontic activity (UOA)	0
Baseline contract value	£386,216.01

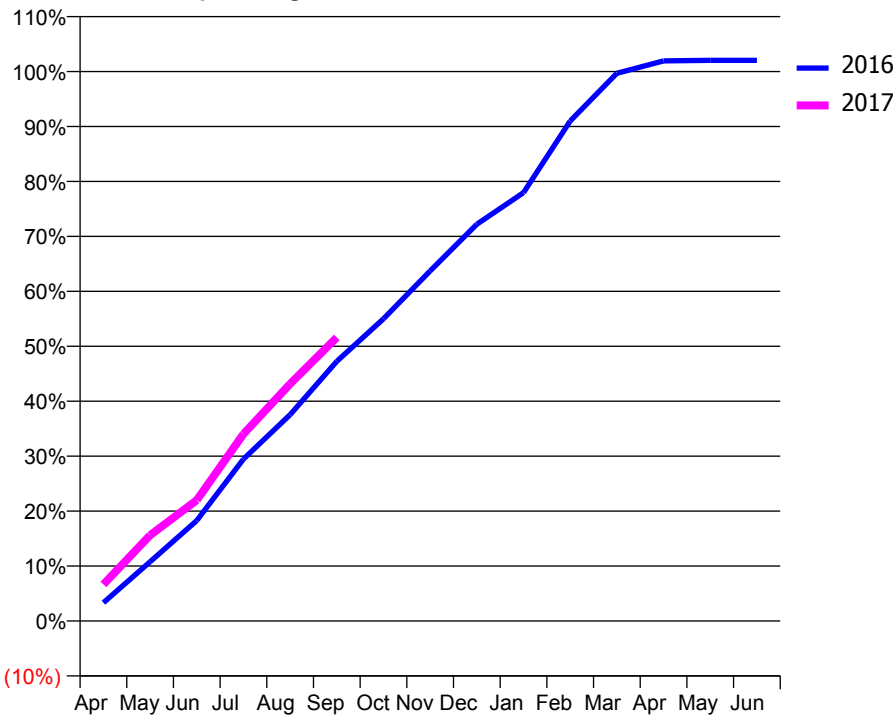
### ACCESS\*

Patients seen in 24 months	Total	Change since previous quarter
Quarter ending September 2015	5,028	
Quarter ending December 2015	5,146	↑
Quarter ending March 2016	5,178	→
Quarter ending June 2016	0	
Quarter ending September 2016	0	
<b>Variance since September 2015</b>	N/A	



### ACTIVITY

Cumulative percentage of contracted UDA delivered 2016 & 2017



Month	Adjusted Scheduled Activity (UDA)	
	2016	2017
April	484	967
May	1,564	2,266
June	2,650	3,191
July	4,272	4,936
August	5,446	6,258
September	6,851	7,481
October	7,975	
November	9,240	
December	10,472	
January	11,304	
February	13,194	
March	14,455	
April	14,781	
May	14,795	
June	14,795	

### QUALITY

	Quantity	Base Number	Contract	AT	Region	England
% of FP17s for the same patient ID Re-attending within 3 months - Children	50	777	6.4%	9.8%	11.8%	12.4%
% of FP17s for the same patient ID Re-attending within 3 months - Adults	389	2,129	18.3%	15.8%	16.6%	16.7%
% of FP17s for the same patient ID Re-attending between 3 & 9 months - Children	347	777	44.7%	59.0%	60.2%	57.4%
% of FP17s for the same patient ID Re-attending between 3 & 9 months - Adults	676	2,129	31.8%	50.9%	52.0%	50.5%
% of FP17s for Band 1 Urgent Courses	480	2,781	17.3%	9.5%	9.4%	9.1%
% of FP17s Relating to Free Repair or Replacements	21	2,781	0.8%	0.6%	0.7%	0.8%
% of FP17s Relating to Continuations	24	2,781	0.9%	1.1%	1.2%	1.3%
% of Patients satisfied with the dentistry they have received	4	4	N/A	94.8%	93.6%	93.2%
% of Patients satisfied with the time they had to wait for an appointment	4	4	N/A	91.7%	89.1%	89.0%

\* This is based on patients treated on this contract for their most recent course of treatment. Figures in italics indicate the base number of FP17s or Patient Questionnaire responses are less than 100. N/A is shown where the base number of responses is less than 10 during the period. % is calculated as Quantity/Base number\*100

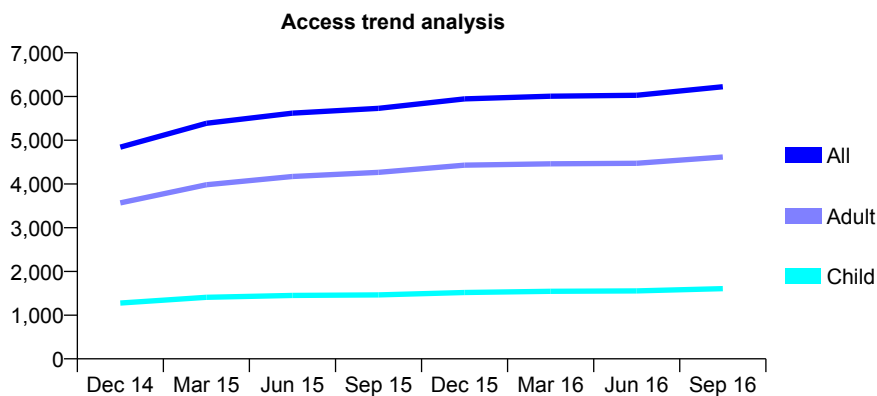
## Q68 - Vital Signs At a Glance Contract Report for 123137/0002 - September 2016

Name or company name	South England Dental Practice Partnership
Contract type name	GDS Contract
Purpose of contract	General
Contract start date	02/09/2013
Contract end date	

16/17 Contracted general activity (UDA)	17,796
Carry forward general activity (UDA)	0
16/17 Contracted orthodontic activity (UOA)	0
Carry forward orthodontic activity (UOA)	0
Baseline contract value	£449,495.26

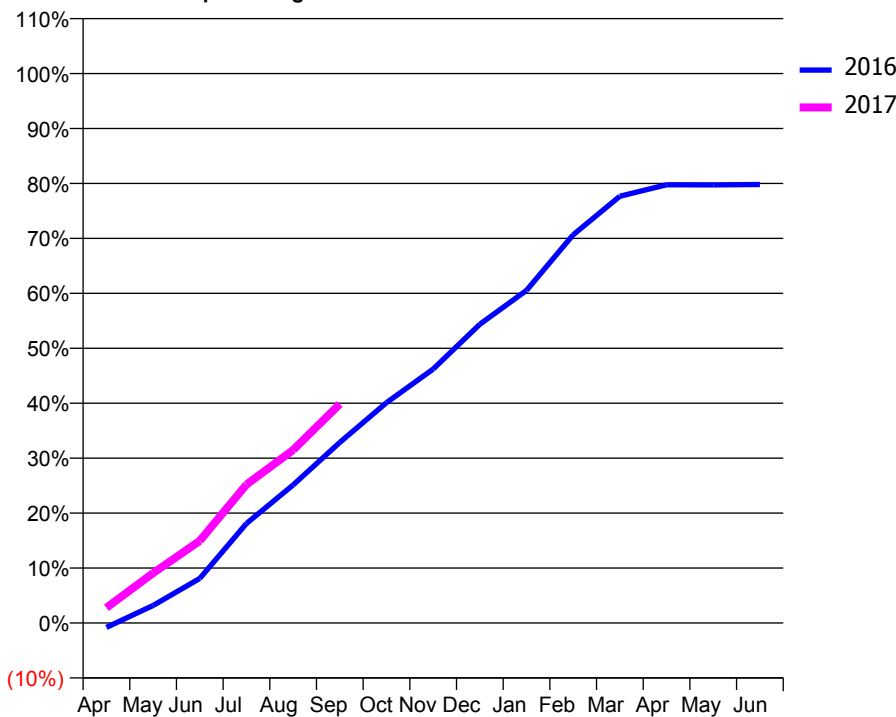
### ACCESS\*

Patients seen in 24 months	Total	Change since previous quarter
Quarter ending September 2015	5,729	
Quarter ending December 2015	5,946	↑
Quarter ending March 2016	6,006	→
Quarter ending June 2016	6,029	→
Quarter ending September 2016	6,224	↑
<b>Variance since September 2015</b>	<b>8.6%</b>	<b>↑</b>



### ACTIVITY

Cumulative percentage of contracted UDA delivered 2016 & 2017



Adjusted Scheduled Activity (UDA)

Month	2016	2017
April	-144	495
May	568	1,617
June	1,444	2,663
July	3,223	4,484
August	4,473	5,605
September	5,850	7,093
October	7,136	
November	8,226	
December	9,677	
January	10,772	
February	12,572	
March	13,821	
April	14,194	
May	14,190	
June	14,199	

### QUALITY

	Quantity	Base Number	Contract	AT	Region	England
% of FP17s for the same patient ID Re-attending within 3 months - Children	61	993	6.1%	9.8%	11.8%	12.4%
% of FP17s for the same patient ID Re-attending within 3 months - Adults	318	2,622	12.1%	15.8%	16.6%	16.7%
% of FP17s for the same patient ID Re-attending between 3 & 9 months - Children	452	993	45.5%	59.0%	60.2%	57.4%
% of FP17s for the same patient ID Re-attending between 3 & 9 months - Adults	1,050	2,622	40.0%	50.9%	52.0%	50.5%
% of FP17s for Band 1 Urgent Courses	633	3,398	18.6%	9.5%	9.4%	9.1%
% of FP17s Relating to Free Repair or Replacements	13	3,398	0.4%	0.6%	0.7%	0.8%
% of FP17s Relating to Continuations	17	3,398	0.5%	1.1%	1.2%	1.3%
% of Patients satisfied with the dentistry they have received	5	5	N/A	94.8%	93.6%	93.2%
% of Patients satisfied with the time they had to wait for an appointment	5	5	N/A	91.7%	89.1%	89.0%

\* This is based on patients treated on this contract for their most recent course of treatment. Figures in italics indicate the base number of FP17s or Patient Questionnaire responses are less than 100. N/A is shown where the base number of responses is less than 10 during the period. % is calculated as Quantity/Base number\*100

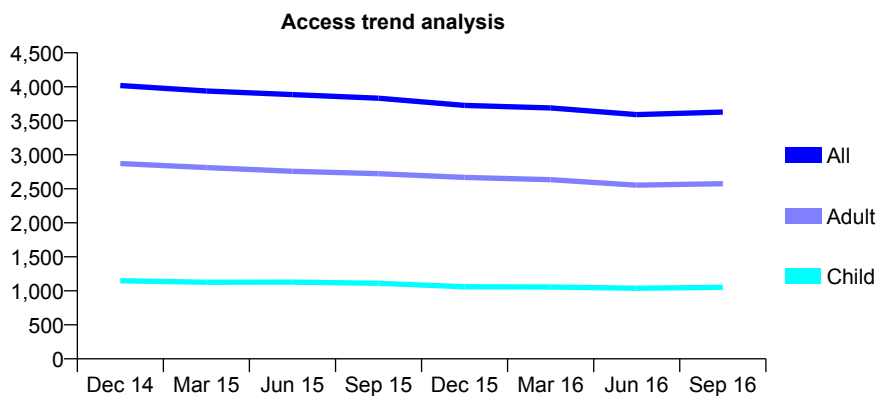
## Q68 - Vital Signs At a Glance Contract Report for 123196/0001 - September 2016

Name or company name	Hangleton Dental Practice Limited
Contract type name	GDS Contract
Purpose of contract	General
Contract start date	01/09/2007
Contract end date	

16/17 Contracted general activity (UDA)	11,721
Carry forward general activity (UDA)	43
16/17 Contracted orthodontic activity (UOA)	0
Carry forward orthodontic activity (UOA)	0
Baseline contract value	£296,551.81

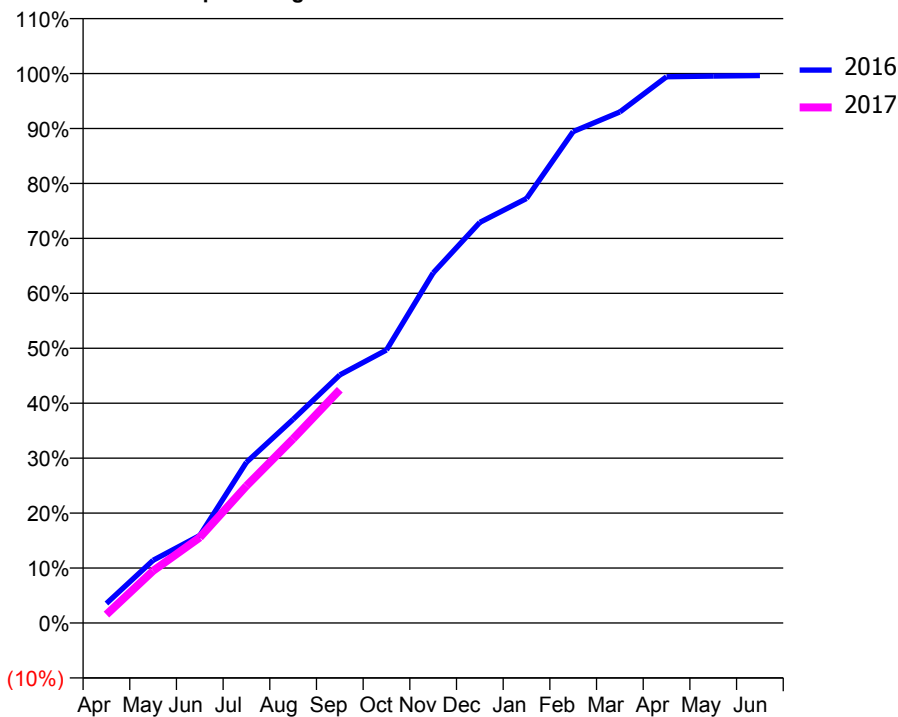
### ACCESS\*

Patients seen in 24 months	Total	Change since previous quarter
Quarter ending September 2015	3,832	
Quarter ending December 2015	3,727	↓
Quarter ending March 2016	3,690	→
Quarter ending June 2016	3,591	↓
Quarter ending September 2016	3,628	→
<b>Variance since September 2015</b>	<b>(5.3%)</b>	<b>↓</b>



### ACTIVITY

Cumulative percentage of contracted UDA delivered 2016 & 2017



Month	Adjusted Scheduled Activity (UDA)	
	2016	2017
April	417	179
May	1,338	1,113
June	1,867	1,824
July	3,428	2,925
August	4,345	3,931
September	5,293	4,976
October	5,823	
November	7,468	
December	8,547	
January	9,056	
February	10,484	
March	10,901	
April	11,650	
May	11,665	
June	11,678	

### QUALITY

	Quantity	Base Number	Contract	AT	Region	England
% of FP17s for the same patient ID Re-attending within 3 months - Children	41	778	5.3%	9.8%	11.8%	12.4%
% of FP17s for the same patient ID Re-attending within 3 months - Adults	251	1,825	13.8%	15.8%	16.6%	16.7%
% of FP17s for the same patient ID Re-attending between 3 & 9 months - Children	367	778	47.2%	59.0%	60.2%	57.4%
% of FP17s for the same patient ID Re-attending between 3 & 9 months - Adults	765	1,825	41.9%	50.9%	52.0%	50.5%
% of FP17s for Band 1 Urgent Courses	167	2,289	7.3%	9.5%	9.4%	9.1%
% of FP17s Relating to Free Repair or Replacements	14	2,289	0.6%	0.6%	0.7%	0.8%
% of FP17s Relating to Continuations	30	2,289	1.3%	1.1%	1.2%	1.3%
% of Patients satisfied with the dentistry they have received	1	1	N/A	94.8%	93.6%	93.2%
% of Patients satisfied with the time they had to wait for an appointment	1	1	N/A	91.7%	89.1%	89.0%

\* This is based on patients treated on this contract for their most recent course of treatment. Figures in italics indicate the base number of FP17s or Patient Questionnaire responses are less than 100. N/A is shown where the base number of responses is less than 10 during the period. % is calculated as Quantity/Base number\*100

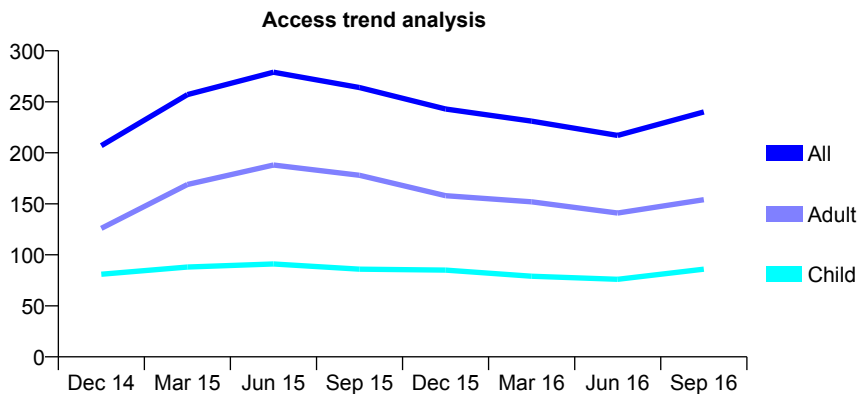
## Q68 - Vital Signs At a Glance Contract Report for 123323/0001 - September 2016

Name or company name	Guyver & Patel
Contract type name	GDS Contract
Purpose of contract	General
Contract start date	01/08/2013
Contract end date	

16/17 Contracted general activity (UDA)	820
Carry forward general activity (UDA)	0
16/17 Contracted orthodontic activity (UOA)	0
Carry forward orthodontic activity (UOA)	0
Baseline contract value	£22,548.80

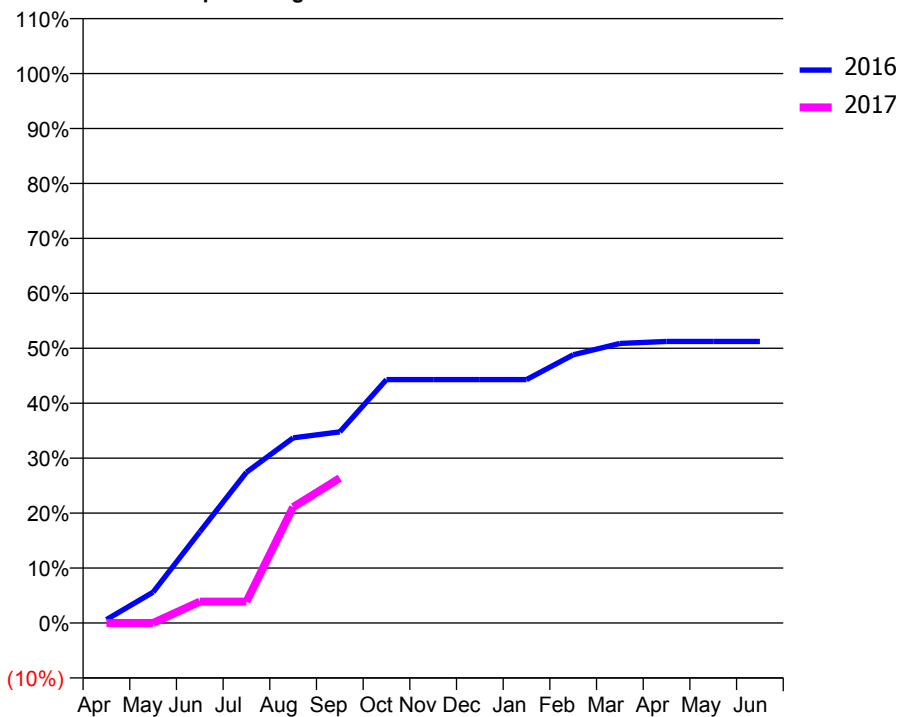
### ACCESS\*

Patients seen in 24 months	Total	Change since previous quarter
Quarter ending September 2015	264	
Quarter ending December 2015	243	↓
Quarter ending March 2016	231	↓
Quarter ending June 2016	217	↓
Quarter ending September 2016	240	↑
<b>Variance since September 2015</b>	<b>(9.1%)</b>	<b>↓</b>



### ACTIVITY

Cumulative percentage of contracted UDA delivered 2016 & 2017



Month	Adjusted Scheduled Activity (UDA)	
	2016	2017
April	5	0
May	46	0
June	136	32
July	225	32
August	276	173
September	285	216
October	363	
November	363	
December	363	
January	363	
February	400	
March	417	
April	420	
May	420	
June	420	

### QUALITY

	Quantity	Base Number	Contract	AT	Region	England
% of FP17s for the same patient ID Re-attending within 3 months - Children	2	76	2.6%	9.8%	11.8%	12.4%
% of FP17s for the same patient ID Re-attending within 3 months - Adults	16	101	15.8%	15.8%	16.6%	16.7%
% of FP17s for the same patient ID Re-attending between 3 & 9 months - Children	31	76	40.8%	59.0%	60.2%	57.4%
% of FP17s for the same patient ID Re-attending between 3 & 9 months - Adults	39	101	38.6%	50.9%	52.0%	50.5%
% of FP17s for Band 1 Urgent Courses	1	99	1.0%	9.5%	9.4%	9.1%
% of FP17s Relating to Free Repair or Replacements	2	99	2.0%	0.6%	0.7%	0.8%
% of FP17s Relating to Continuations	3	99	3.0%	1.1%	1.2%	1.3%
% of Patients satisfied with the dentistry they have received	0	0	N/A	94.8%	93.6%	93.2%
% of Patients satisfied with the time they had to wait for an appointment	0	0	N/A	91.7%	89.1%	89.0%

\* This is based on patients treated on this contract for their most recent course of treatment. Figures in italics indicate the base number of FP17s or Patient Questionnaire responses are less than 100. N/A is shown where the base number of responses is less than 10 during the period. % is calculated as Quantity/Base number\*100

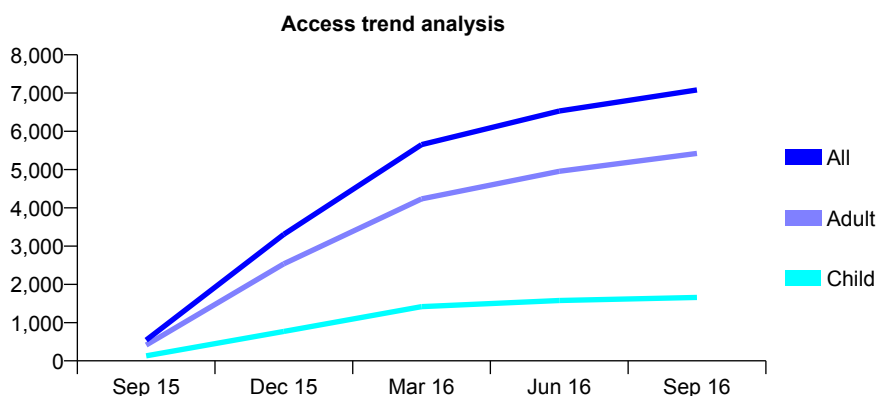
## Q68 - Vital Signs At a Glance Contract Report for 123773/0002 - September 2016

Name or company name	Mr Nicholas Chard and Mr Simon Chard
Contract type name	GDS Contract
Purpose of contract	General
Contract start date	07/09/2015
Contract end date	

16/17 Contracted general activity (UDA)	24,746
Carry forward general activity (UDA)	365
16/17 Contracted orthodontic activity (UOA)	0
Carry forward orthodontic activity (UOA)	0
Baseline contract value	£583,226.11

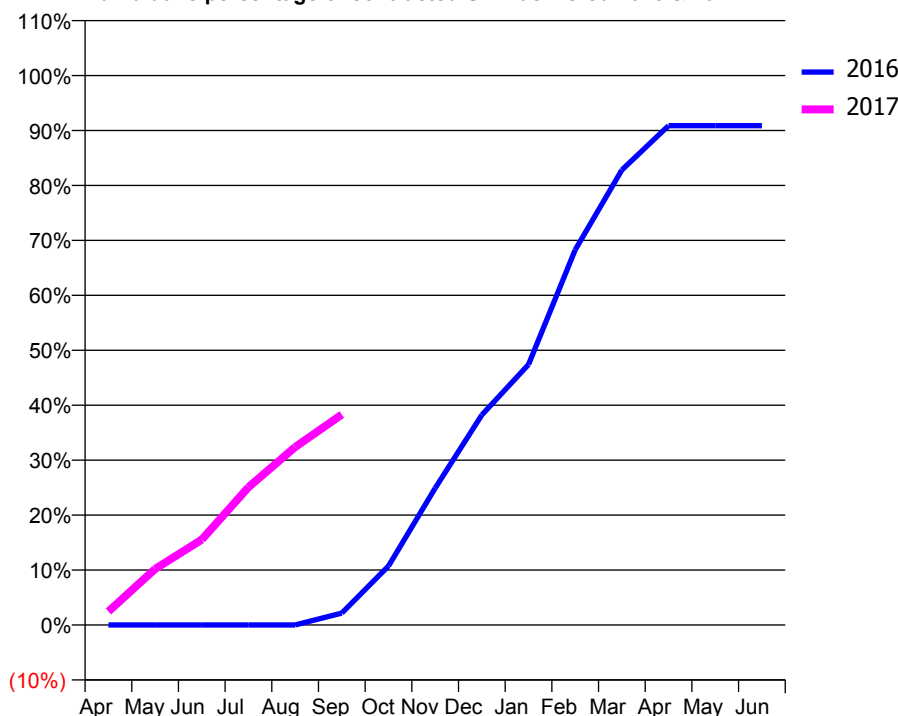
### ACCESS\*

Patients seen in 24 months	Total	Change since previous quarter
Quarter ending September 2015	543	
Quarter ending December 2015	3,305	↑
Quarter ending March 2016	5,651	↑
Quarter ending June 2016	6,532	↑
Quarter ending September 2016	7,080	↑
<b>Variance since September 2015</b>	<b>1203.9%</b>	<b>↑</b>



### ACTIVITY

Cumulative percentage of contracted UDA delivered 2016 & 2017



Month	Adjusted Scheduled Activity (UDA)	
	2016	2017
April	0	608
May	0	2,523
June	0	3,845
July	0	6,209
August	0	8,013
September	310	9,481
October	1,535	
November	3,562	
December	5,466	
January	6,780	
February	9,765	
March	11,841	
April	12,994	
May	12,994	
June	12,993	

### QUALITY

	Quantity	Base Number	Contract	AT	Region	England
% of FP17s for the same patient ID Re-attending within 3 months - Children	90	1,412	6.4%	9.8%	11.8%	12.4%
% of FP17s for the same patient ID Re-attending within 3 months - Adults	746	4,775	15.6%	15.8%	16.6%	16.7%
% of FP17s for the same patient ID Re-attending between 3 & 9 months - Children	877	1,412	62.1%	59.0%	60.2%	57.4%
% of FP17s for the same patient ID Re-attending between 3 & 9 months - Adults	2,620	4,775	54.9%	50.9%	52.0%	50.5%
% of FP17s for Band 1 Urgent Courses	538	5,604	9.6%	9.5%	9.4%	9.1%
% of FP17s Relating to Free Repair or Replacements	51	5,604	0.9%	0.6%	0.7%	0.8%
% of FP17s Relating to Continuations	113	5,604	2.0%	1.1%	1.2%	1.3%
% of Patients satisfied with the dentistry they have received	10	10	100.0%	94.8%	93.6%	93.2%
% of Patients satisfied with the time they had to wait for an appointment	9	10	90.0%	91.7%	89.1%	89.0%

\* This is based on patients treated on this contract for their most recent course of treatment. Figures in italics indicate the base number of FP17s or Patient Questionnaire responses are less than 100. N/A is shown where the base number of responses is less than 10 during the period. % is calculated as Quantity/Base number\*100

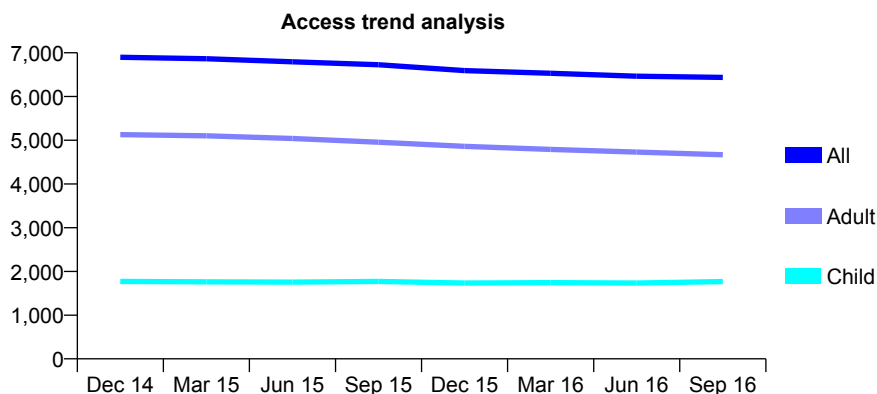
## Q68 - Vital Signs At a Glance Contract Report for 125776/0004 - September 2016

Name or company name	Apex Dental Care Ltd
Contract type name	GDS Contract
Purpose of contract	General
Contract start date	01/08/2009
Contract end date	

16/17 Contracted general activity (UDA)	16,978
Carry forward general activity (UDA)	-139
16/17 Contracted orthodontic activity (UOA)	0
Carry forward orthodontic activity (UOA)	0
Baseline contract value	£415,751.79

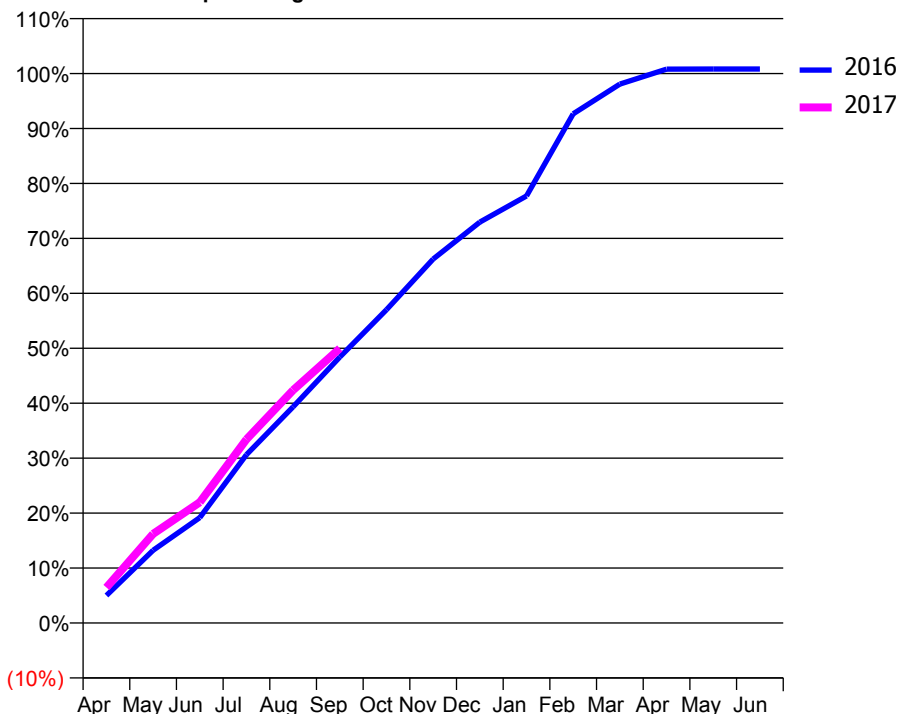
### ACCESS\*

Patients seen in 24 months	Total	Change since previous quarter
Quarter ending September 2015	6,727	
Quarter ending December 2015	6,594	↓
Quarter ending March 2016	6,533	→
Quarter ending June 2016	6,464	↓
Quarter ending September 2016	6,436	→
<b>Variance since September 2015</b>	<b>(4.3%)</b>	<b>↓</b>



### ACTIVITY

Cumulative percentage of contracted UDA delivered 2016 & 2017



Month	Adjusted Scheduled Activity (UDA)	
	2016	2017
April	850	1,098
May	2,247	2,756
June	3,256	3,730
July	5,200	5,676
August	6,682	7,196
September	8,217	8,483
October	9,680	
November	11,245	
December	12,388	
January	13,196	
February	15,731	
March	16,653	
April	17,114	
May	17,116	
June	17,117	

### QUALITY

	Quantity	Base Number	Contract	AT	Region	England
% of FP17s for the same patient ID Re-attending within 3 months - Children	65	1,569	4.1%	9.8%	11.8%	12.4%
% of FP17s for the same patient ID Re-attending within 3 months - Adults	411	3,784	10.9%	15.8%	16.6%	16.7%
% of FP17s for the same patient ID Re-attending between 3 & 9 months - Children	1,139	1,569	72.6%	59.0%	60.2%	57.4%
% of FP17s for the same patient ID Re-attending between 3 & 9 months - Adults	2,640	3,784	69.8%	50.9%	52.0%	50.5%
% of FP17s for Band 1 Urgent Courses	182	4,998	3.6%	9.5%	9.4%	9.1%
% of FP17s Relating to Free Repair or Replacements	18	4,998	0.4%	0.6%	0.7%	0.8%
% of FP17s Relating to Continuations	42	4,998	0.8%	1.1%	1.2%	1.3%
% of Patients satisfied with the dentistry they have received	3	4	N/A	94.8%	93.6%	93.2%
% of Patients satisfied with the time they had to wait for an appointment	3	4	N/A	91.7%	89.1%	89.0%

\* This is based on patients treated on this contract for their most recent course of treatment. Figures in italics indicate the base number of FP17s or Patient Questionnaire responses are less than 100. N/A is shown where the base number of responses is less than 10 during the period. % is calculated as Quantity/Base number\*100



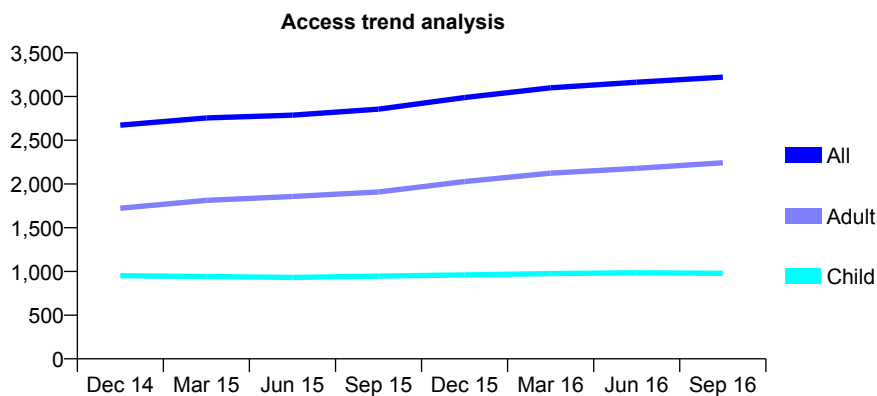
## Q68 - Vital Signs At a Glance Contract Report for 125776/0005 - September 2016

Name or company name	Apex Dental Care Ltd
Contract type name	GDS Contract
Purpose of contract	General
Contract start date	01/08/2009
Contract end date	

16/17 Contracted general activity (UDA)	7,125
Carry forward general activity (UDA)	-120
16/17 Contracted orthodontic activity (UOA)	0
Carry forward orthodontic activity (UOA)	0
Baseline contract value	£187,826.03

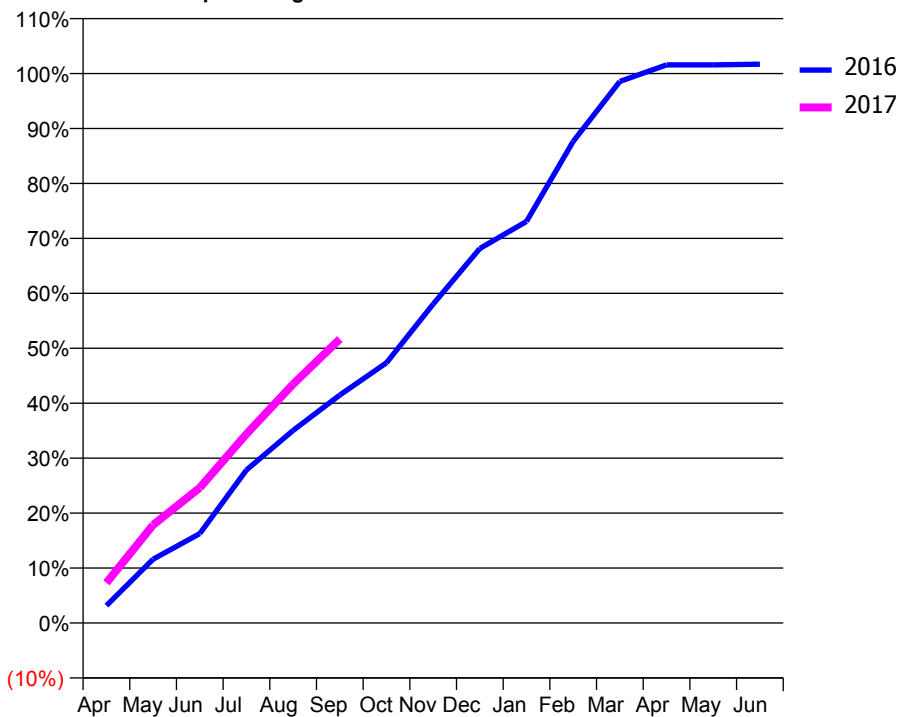
### ACCESS\*

Patients seen in 24 months	Total	Change since previous quarter
Quarter ending September 2015	2,855	
Quarter ending December 2015	2,988	↑
Quarter ending March 2016	3,099	↑
Quarter ending June 2016	3,163	↑
Quarter ending September 2016	3,222	→
<b>Variance since September 2015</b>	<b>12.9%</b>	<b>↑</b>



### ACTIVITY

Cumulative percentage of contracted UDA delivered 2016 & 2017



Adjusted Scheduled Activity (UDA)

Month	2016	2017
April	226	522
May	827	1,272
June	1,159	1,755
July	1,985	2,451
August	2,498	3,098
September	2,956	3,681
October	3,374	
November	4,135	
December	4,855	
January	5,207	
February	6,245	
March	7,022	
April	7,237	
May	7,236	
June	7,245	

### QUALITY

	Quantity	Base Number	Contract	AT	Region	England
% of FP17s for the same patient ID Re-attending within 3 months - Children	52	751	6.9%	9.8%	11.8%	12.4%
% of FP17s for the same patient ID Re-attending within 3 months - Adults	251	1,448	17.3%	15.8%	16.6%	16.7%
% of FP17s for the same patient ID Re-attending between 3 & 9 months - Children	470	751	62.6%	59.0%	60.2%	57.4%
% of FP17s for the same patient ID Re-attending between 3 & 9 months - Adults	726	1,448	50.1%	50.9%	52.0%	50.5%
% of FP17s for Band 1 Urgent Courses	222	2,050	10.8%	9.5%	9.4%	9.1%
% of FP17s Relating to Free Repair or Replacements	37	2,050	1.8%	0.6%	0.7%	0.8%
% of FP17s Relating to Continuations	9	2,050	0.4%	1.1%	1.2%	1.3%
% of Patients satisfied with the dentistry they have received	4	4	N/A	94.8%	93.6%	93.2%
% of Patients satisfied with the time they had to wait for an appointment	4	4	N/A	91.7%	89.1%	89.0%

\* This is based on patients treated on this contract for their most recent course of treatment. Figures in italics indicate the base number of FP17s or Patient Questionnaire responses are less than 100. N/A is shown where the base number of responses is less than 10 during the period. % is calculated as Quantity/Base number\*100

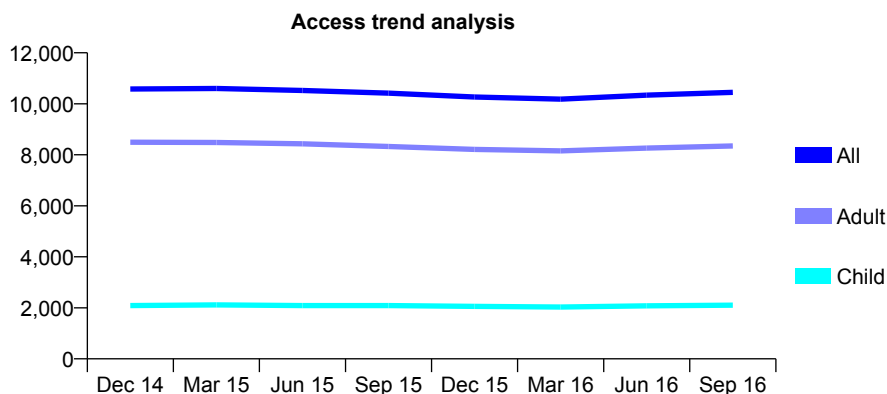
## Q68 - Vital Signs At a Glance Contract Report for 125776/0011 - September 2016

Name or company name	Apex Dental Care Ltd
Contract type name	GDS Contract
Purpose of contract	General
Contract start date	01/06/2011
Contract end date	

16/17 Contracted general activity (UDA)	39,901
Carry forward general activity (UDA)	0
16/17 Contracted orthodontic activity (UOA)	0
Carry forward orthodontic activity (UOA)	0
Baseline contract value	£1,020,830.17

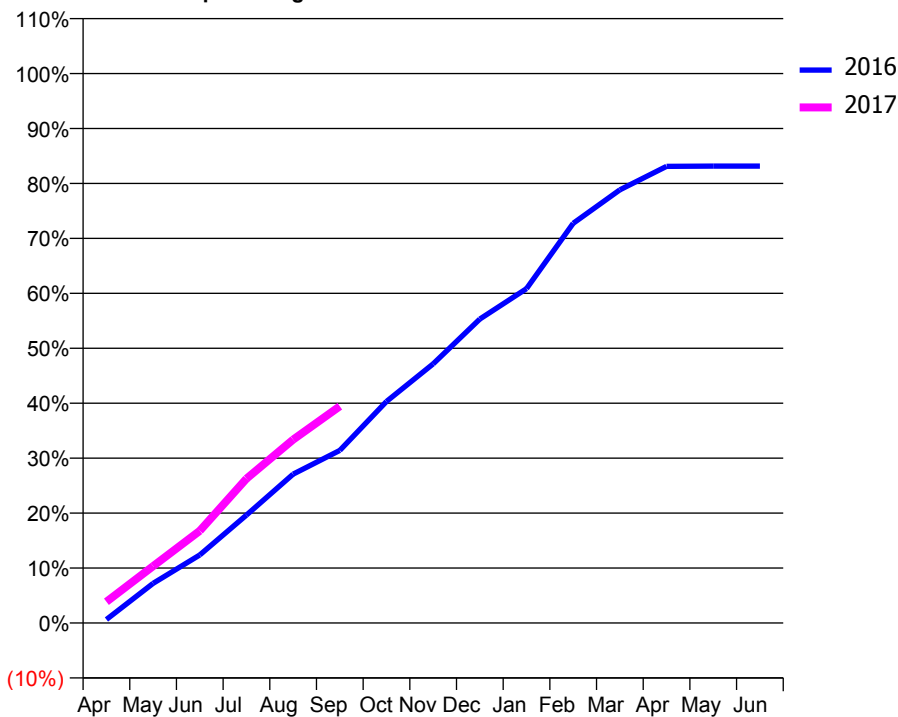
### ACCESS\*

Patients seen in 24 months	Total	Change since previous quarter
Quarter ending September 2015	10,417	
Quarter ending December 2015	10,269	↓
Quarter ending March 2016	10,184	→
Quarter ending June 2016	10,342	→
Quarter ending September 2016	10,452	→
<b>Variance since September 2015</b>	<b>0.3%</b>	<b>→</b>



### ACTIVITY

Cumulative percentage of contracted UDA delivered 2016 & 2017



Month	Adjusted Scheduled Activity (UDA)	
	2016	2017
April	255	1,544
May	2,879	4,127
June	4,944	6,700
July	7,835	10,484
August	10,807	13,316
September	12,538	15,736
October	16,084	
November	18,822	
December	22,077	
January	24,277	
February	29,022	
March	31,455	
April	33,156	
May	33,175	
June	33,180	

### QUALITY

	Quantity	Base Number	Contract	AT	Region	England
% of FP17s for the same patient ID Re-attending within 3 months - Children	134	1,609	8.3%	9.8%	11.8%	12.4%
% of FP17s for the same patient ID Re-attending within 3 months - Adults	1,040	6,491	16.0%	15.8%	16.6%	16.7%
% of FP17s for the same patient ID Re-attending between 3 & 9 months - Children	921	1,609	57.2%	59.0%	60.2%	57.4%
% of FP17s for the same patient ID Re-attending between 3 & 9 months - Adults	3,719	6,491	57.3%	50.9%	52.0%	50.5%
% of FP17s for Band 1 Urgent Courses	707	7,321	9.7%	9.5%	9.4%	9.1%
% of FP17s Relating to Free Repair or Replacements	65	7,321	0.9%	0.6%	0.7%	0.8%
% of FP17s Relating to Continuations	75	7,321	1.0%	1.1%	1.2%	1.3%
% of Patients satisfied with the dentistry they have received	11	11	100.0%	94.8%	93.6%	93.2%
% of Patients satisfied with the time they had to wait for an appointment	11	11	100.0%	91.7%	89.1%	89.0%

\* This is based on patients treated on this contract for their most recent course of treatment. Figures in italics indicate the base number of FP17s or Patient Questionnaire responses are less than 100. N/A is shown where the base number of responses is less than 10 during the period. % is calculated as Quantity/Base number\*100

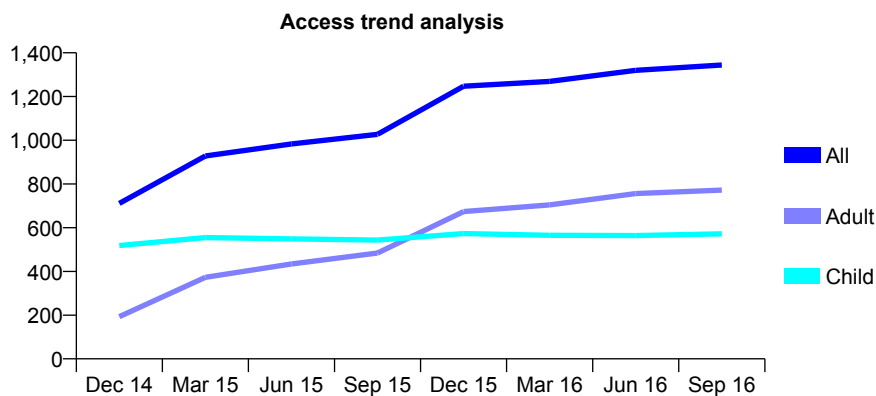
## Q68 - Vital Signs At a Glance Contract Report for 125776/0013 - September 2016

Name or company name	Apex Dental Care Ltd
Contract type name	GDS Contract
Purpose of contract	General
Contract start date	09/02/2013
Contract end date	

16/17 Contracted general activity (UDA)	2,035
Carry forward general activity (UDA)	-41
16/17 Contracted orthodontic activity (UOA)	0
Carry forward orthodontic activity (UOA)	0
Baseline contract value	£55,477.55

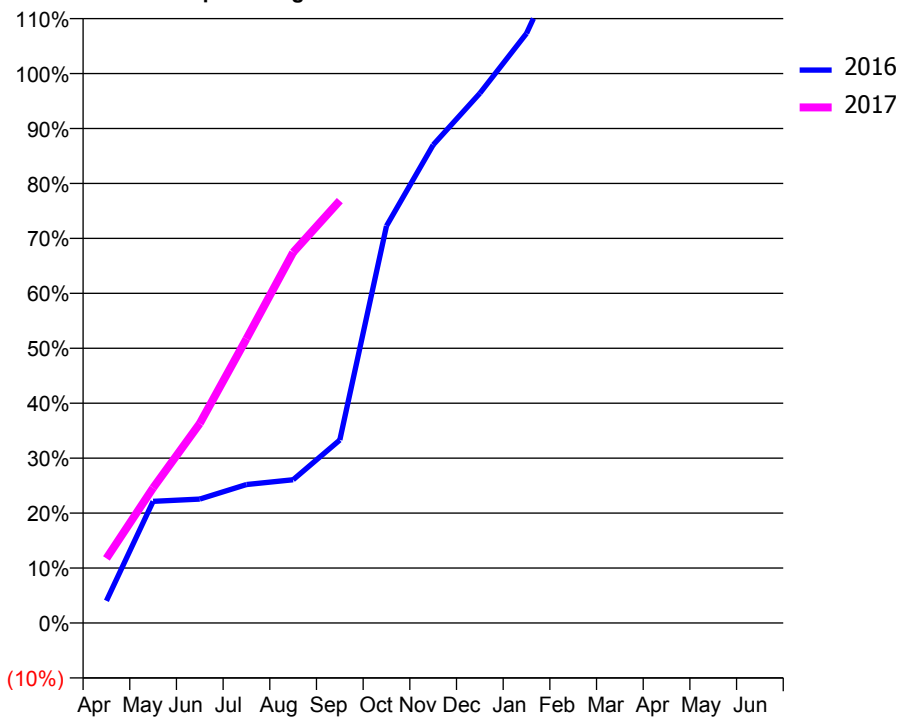
### ACCESS\*

Patients seen in 24 months	Total	Change since previous quarter
Quarter ending September 2015	1,027	
Quarter ending December 2015	1,247	↑
Quarter ending March 2016	1,269	→
Quarter ending June 2016	1,320	↑
Quarter ending September 2016	1,344	→
<b>Variance since September 2015</b>	<b>30.9%</b>	<b>↑</b>



### ACTIVITY

Cumulative percentage of contracted UDA delivered 2016 & 2017



Adjusted Scheduled Activity (UDA)

Month	2016	2017
April	82	239
May	451	501
June	459	739
July	513	1,053
August	531	1,373
September	678	1,564
October	1,471	
November	1,770	
December	1,962	
January	2,183	
February	2,549	
March	2,720	
April	2,759	
May	2,759	
June	2,759	

### QUALITY

	Quantity	Base Number	Contract	AT	Region	England
% of FP17s for the same patient ID Re-attending within 3 months - Children	15	400	3.8%	9.8%	11.8%	12.4%
% of FP17s for the same patient ID Re-attending within 3 months - Adults	99	510	19.4%	15.8%	16.6%	16.7%
% of FP17s for the same patient ID Re-attending between 3 & 9 months - Children	203	400	50.7%	59.0%	60.2%	57.4%
% of FP17s for the same patient ID Re-attending between 3 & 9 months - Adults	217	510	42.5%	50.9%	52.0%	50.5%
% of FP17s for Band 1 Urgent Courses	82	890	9.2%	9.5%	9.4%	9.1%
% of FP17s Relating to Free Repair or Replacements	0	890	0.0%	0.6%	0.7%	0.8%
% of FP17s Relating to Continuations	21	890	2.4%	1.1%	1.2%	1.3%
% of Patients satisfied with the dentistry they have received	2	2	N/A	94.8%	93.6%	93.2%
% of Patients satisfied with the time they had to wait for an appointment	2	2	N/A	91.7%	89.1%	89.0%

\* This is based on patients treated on this contract for their most recent course of treatment. Figures in italics indicate the base number of FP17s or Patient Questionnaire responses are less than 100. N/A is shown where the base number of responses is less than 10 during the period. % is calculated as Quantity/Base number\*100

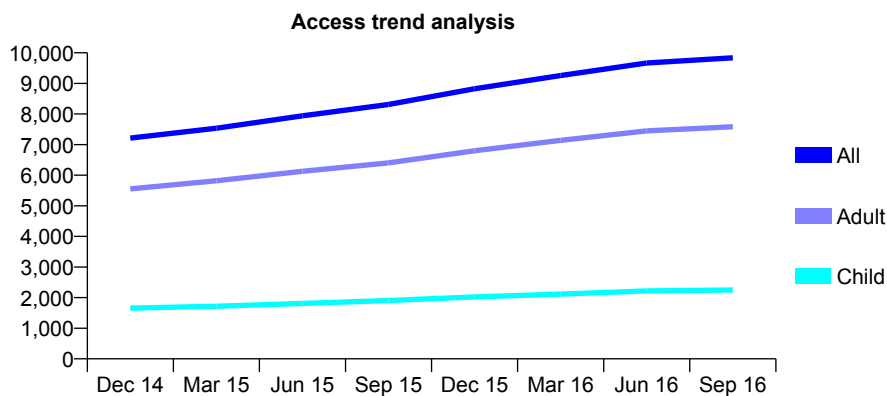
## Q68 - Vital Signs At a Glance Contract Report for 125776/0014 - September 2016

Name or company name	Apex Dental Care Ltd
Contract type name	GDS Contract
Purpose of contract	General
Contract start date	09/02/2013
Contract end date	

16/17 Contracted general activity (UDA)	30,661
Carry forward general activity (UDA)	0
16/17 Contracted orthodontic activity (UOA)	0
Carry forward orthodontic activity (UOA)	0
Baseline contract value	£833,594.56

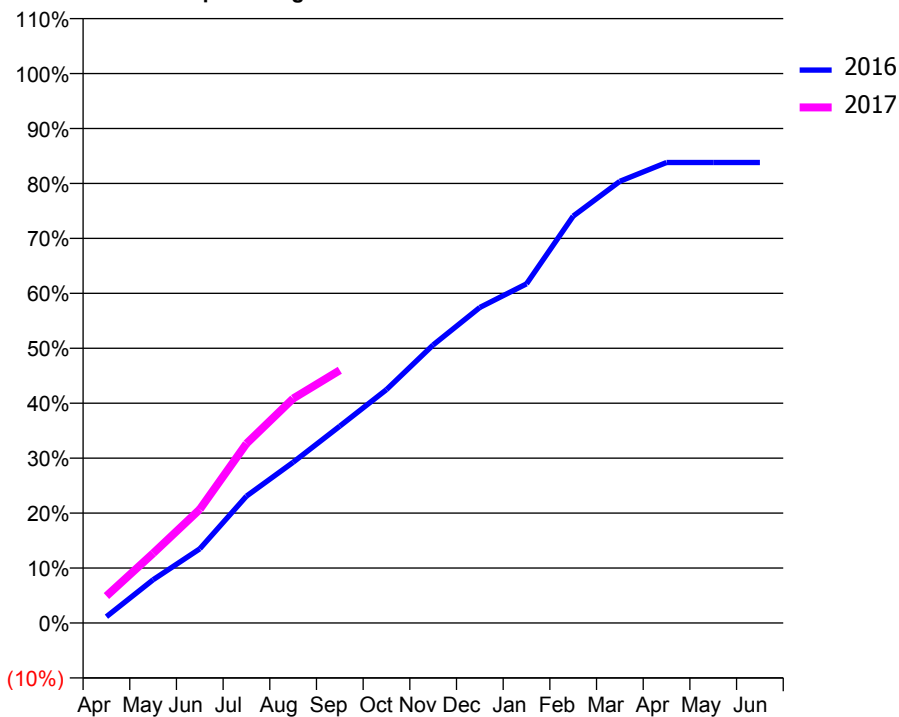
### ACCESS\*

Patients seen in 24 months	Total	Change since previous quarter
Quarter ending September 2015	8,311	
Quarter ending December 2015	8,824	↑
Quarter ending March 2016	9,258	↑
Quarter ending June 2016	9,667	↑
Quarter ending September 2016	9,835	→
<b>Variance since September 2015</b>	<b>18.3%</b>	<b>↑</b>



### ACTIVITY

Cumulative percentage of contracted UDA delivered 2016 & 2017



Month	Adjusted Scheduled Activity (UDA)	
	2016	2017
April	412	1,504
May	2,806	3,890
June	4,815	6,345
July	8,231	10,008
August	10,432	12,529
September	12,775	14,101
October	15,146	
November	18,050	
December	20,475	
January	22,011	
February	26,410	
March	28,662	
April	29,885	
May	29,885	
June	29,888	

### QUALITY

	Quantity	Base Number	Contract	AT	Region	England
% of FP17s for the same patient ID Re-attending within 3 months - Children	135	1,541	8.8%	9.8%	11.8%	12.4%
% of FP17s for the same patient ID Re-attending within 3 months - Adults	823	5,220	15.8%	15.8%	16.6%	16.7%
% of FP17s for the same patient ID Re-attending between 3 & 9 months - Children	744	1,541	48.3%	59.0%	60.2%	57.4%
% of FP17s for the same patient ID Re-attending between 3 & 9 months - Adults	2,435	5,220	46.6%	50.9%	52.0%	50.5%
% of FP17s for Band 1 Urgent Courses	607	6,256	9.7%	9.5%	9.4%	9.1%
% of FP17s Relating to Free Repair or Replacements	75	6,256	1.2%	0.6%	0.7%	0.8%
% of FP17s Relating to Continuations	103	6,256	1.6%	1.1%	1.2%	1.3%
% of Patients satisfied with the dentistry they have received	4	4	N/A	94.8%	93.6%	93.2%
% of Patients satisfied with the time they had to wait for an appointment	4	4	N/A	91.7%	89.1%	89.0%

\* This is based on patients treated on this contract for their most recent course of treatment. Figures in italics indicate the base number of FP17s or Patient Questionnaire responses are less than 100. N/A is shown where the base number of responses is less than 10 during the period. % is calculated as Quantity/Base number\*100

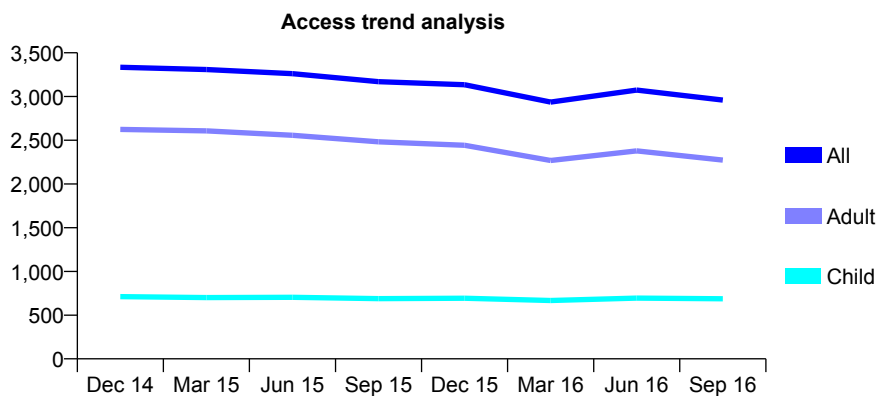
## Q68 - Vital Signs At a Glance Contract Report for 126470/0001 - September 2016

Name or company name	Steyning Dental Care Ltd
Contract type name	GDS Contract
Purpose of contract	General
Contract start date	01/05/2011
Contract end date	

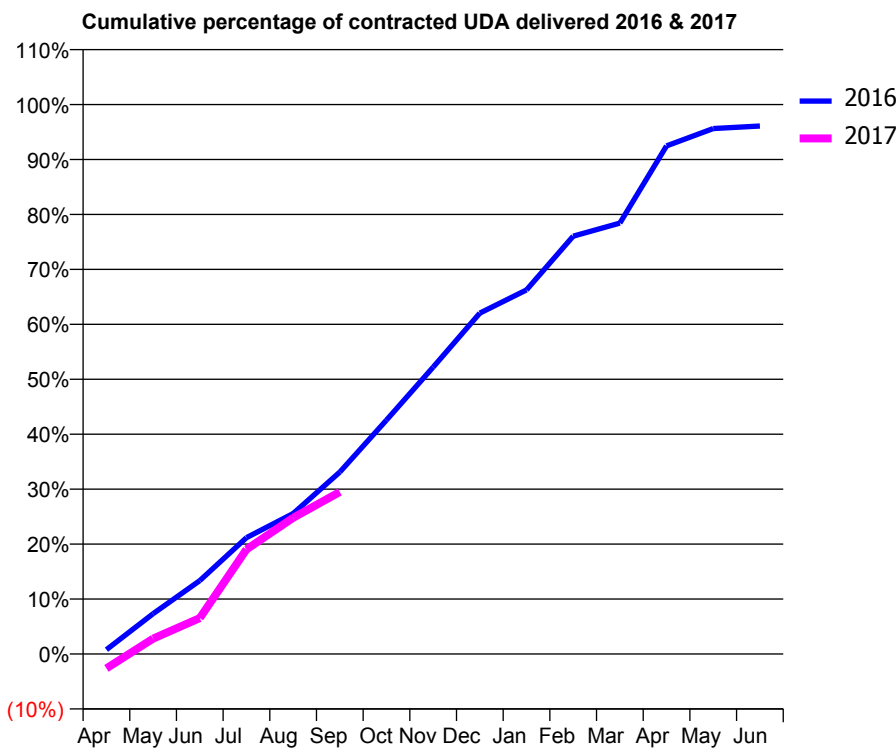
16/17 Contracted general activity (UDA)	11,000
Carry forward general activity (UDA)	432
16/17 Contracted orthodontic activity (UOA)	0
Carry forward orthodontic activity (UOA)	0
Baseline contract value	£307,804.74

### ACCESS\*

Patients seen in 24 months	Total	Change since previous quarter
Quarter ending September 2015	3,170	
Quarter ending December 2015	3,135	↓
Quarter ending March 2016	2,936	↓
Quarter ending June 2016	3,073	↑
Quarter ending September 2016	2,960	↓
<b>Variance since September 2015</b>	<b>(6.6%)</b>	<b>↓</b>



### ACTIVITY



Month	Adjusted Scheduled Activity (UDA)	
	2016	2017
April	86	-291
May	806	309
June	1,469	719
July	2,328	2,094
August	2,811	2,726
September	3,643	3,245
October	4,683	
November	5,743	
December	6,823	
January	7,290	
February	8,365	
March	8,626	
April	10,172	
May	10,519	
June	10,568	

### QUALITY

	Quantity	Base Number	Contract	AT	Region	England
% of FP17s for the same patient ID Re-attending within 3 months - Children	28	526	5.3%	9.8%	11.8%	12.4%
% of FP17s for the same patient ID Re-attending within 3 months - Adults	304	1,863	16.3%	15.8%	16.6%	16.7%
% of FP17s for the same patient ID Re-attending between 3 & 9 months - Children	304	526	57.8%	59.0%	60.2%	57.4%
% of FP17s for the same patient ID Re-attending between 3 & 9 months - Adults	871	1,863	46.8%	50.9%	52.0%	50.5%
% of FP17s for Band 1 Urgent Courses	207	1,695	12.2%	9.5%	9.4%	9.1%
% of FP17s Relating to Free Repair or Replacements	4	1,695	0.2%	0.6%	0.7%	0.8%
% of FP17s Relating to Continuations	31	1,695	1.8%	1.1%	1.2%	1.3%
% of Patients satisfied with the dentistry they have received	10	10	100.0%	94.8%	93.6%	93.2%
% of Patients satisfied with the time they had to wait for an appointment	9	10	90.0%	91.7%	89.1%	89.0%

\* This is based on patients treated on this contract for their most recent course of treatment. Figures in italics indicate the base number of FP17s or Patient Questionnaire responses are less than 100. N/A is shown where the base number of responses is less than 10 during the period. % is calculated as Quantity/Base number\*100

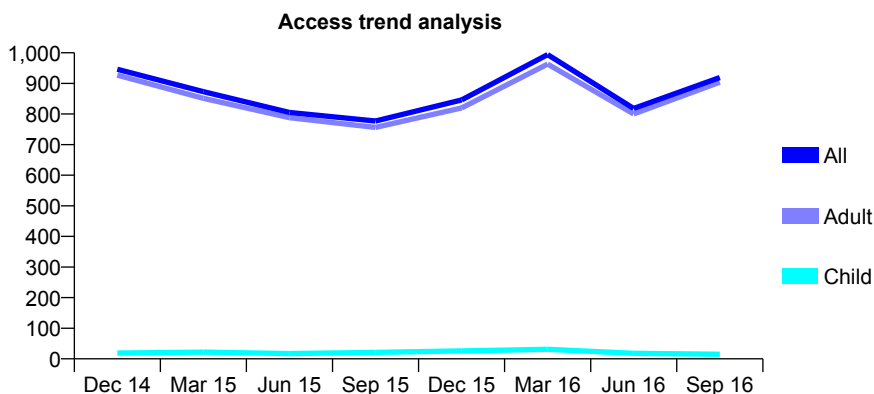
## Q68 - Vital Signs At a Glance Contract Report for 126470/0002 - September 2016

Name or company name	Steyning Dental Care Ltd
Contract type name	GDS Contract
Purpose of contract	General
Contract start date	01/05/2011
Contract end date	

16/17 Contracted general activity (UDA)	3,600
Carry forward general activity (UDA)	0
16/17 Contracted orthodontic activity (UOA)	0
Carry forward orthodontic activity (UOA)	0
Baseline contract value	£185,326.34

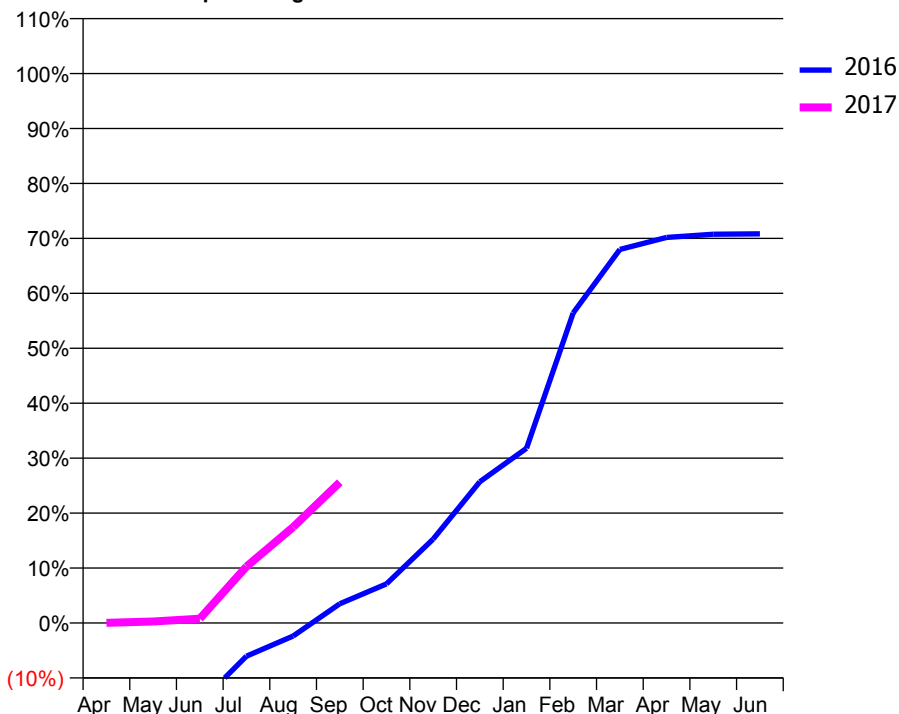
### ACCESS\*

Patients seen in 24 months	Total	Change since previous quarter
Quarter ending September 2015	777	
Quarter ending December 2015	846	↑
Quarter ending March 2016	994	↑
Quarter ending June 2016	818	↓
Quarter ending September 2016	919	↑
<b>Variance since September 2015</b>	<b>18.3%</b>	<b>↑</b>



### ACTIVITY

Cumulative percentage of contracted UDA delivered 2016 & 2017



Month	Adjusted Scheduled Activity (UDA)	
	2016	2017
April	-822	1
May	-738	10
June	-524	28
July	-218	370
August	-86	628
September	126	922
October	256	
November	550	
December	926	
January	1,145	
February	2,032	
March	2,448	
April	2,526	
May	2,547	
June	2,550	

### QUALITY

	Quantity	Base Number	Contract	AT	Region	England
% of FP17s for the same patient ID Re-attending within 3 months - Children	0	7	0.0%	9.8%	11.8%	12.4%
% of FP17s for the same patient ID Re-attending within 3 months - Adults	6	286	2.1%	15.8%	16.6%	16.7%
% of FP17s for the same patient ID Re-attending between 3 & 9 months - Children	0	7	0.0%	59.0%	60.2%	57.4%
% of FP17s for the same patient ID Re-attending between 3 & 9 months - Adults	2	286	0.7%	50.9%	52.0%	50.5%
% of FP17s for Band 1 Urgent Courses	1	282	0.4%	9.5%	9.4%	9.1%
% of FP17s Relating to Free Repair or Replacements	0	282	0.0%	0.6%	0.7%	0.8%
% of FP17s Relating to Continuations	4	282	1.4%	1.1%	1.2%	1.3%
% of Patients satisfied with the dentistry they have received	0	0	N/A	94.8%	93.6%	93.2%
% of Patients satisfied with the time they had to wait for an appointment	0	0	N/A	91.7%	89.1%	89.0%

\* This is based on patients treated on this contract for their most recent course of treatment. Figures in italics indicate the base number of FP17s or Patient Questionnaire responses are less than 100. N/A is shown where the base number of responses is less than 10 during the period. % is calculated as Quantity/Base number\*100

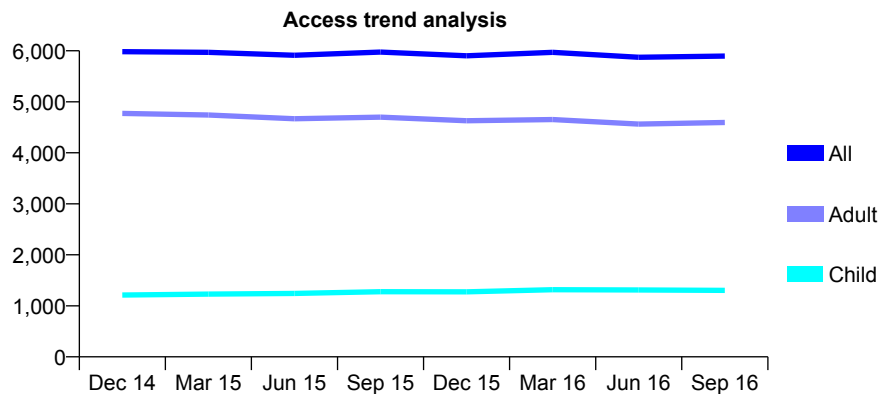
## Q68 - Vital Signs At a Glance Contract Report for 128279/0001 - September 2016

Name or company name	Bright DS Limited
Contract type name	GDS Contract
Purpose of contract	General
Contract start date	01/07/2011
Contract end date	

16/17 Contracted general activity (UDA)	15,000
Carry forward general activity (UDA)	2
16/17 Contracted orthodontic activity (UOA)	0
Carry forward orthodontic activity (UOA)	0
Baseline contract value	£400,485.55

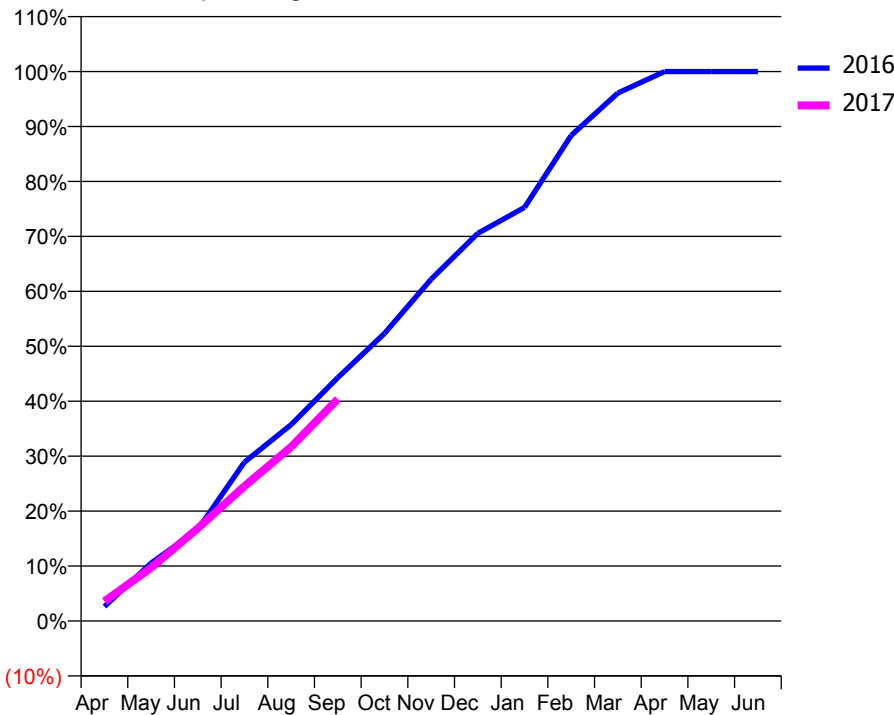
### ACCESS\*

Patients seen in 24 months	Total	Change since previous quarter
Quarter ending September 2015	5,976	
Quarter ending December 2015	5,903	↓
Quarter ending March 2016	5,969	→
Quarter ending June 2016	5,874	↓
Quarter ending September 2016	5,897	→
<b>Variance since September 2015</b>	<b>(1.3%)</b>	<b>↓</b>



### ACTIVITY

Cumulative percentage of contracted UDA delivered 2016 & 2017



Month	Adjusted Scheduled Activity (UDA)	
	2016	2017
April	395	536
May	1,583	1,453
June	2,499	2,531
July	4,336	3,683
August	5,360	4,753
September	6,646	6,058
October	7,848	
November	9,332	
December	10,584	
January	11,291	
February	13,255	
March	14,413	
April	14,998	
May	14,997	
June	14,998	

### QUALITY

	Quantity	Base Number	Contract	AT	Region	England
% of FP17s for the same patient ID Re-attending within 3 months - Children	48	704	6.8%	9.8%	11.8%	12.4%
% of FP17s for the same patient ID Re-attending within 3 months - Adults	399	2,379	16.8%	15.8%	16.6%	16.7%
% of FP17s for the same patient ID Re-attending between 3 & 9 months - Children	311	704	44.2%	59.0%	60.2%	57.4%
% of FP17s for the same patient ID Re-attending between 3 & 9 months - Adults	822	2,379	34.6%	50.9%	52.0%	50.5%
% of FP17s for Band 1 Urgent Courses	463	2,832	16.3%	9.5%	9.4%	9.1%
% of FP17s Relating to Free Repair or Replacements	10	2,832	0.4%	0.6%	0.7%	0.8%
% of FP17s Relating to Continuations	2	2,832	0.1%	1.1%	1.2%	1.3%
% of Patients satisfied with the dentistry they have received	1	1	N/A	94.8%	93.6%	93.2%
% of Patients satisfied with the time they had to wait for an appointment	1	1	N/A	91.7%	89.1%	89.0%

\* This is based on patients treated on this contract for their most recent course of treatment. Figures in italics indicate the base number of FP17s or Patient Questionnaire responses are less than 100. N/A is shown where the base number of responses is less than 10 during the period. % is calculated as Quantity/Base number\*100



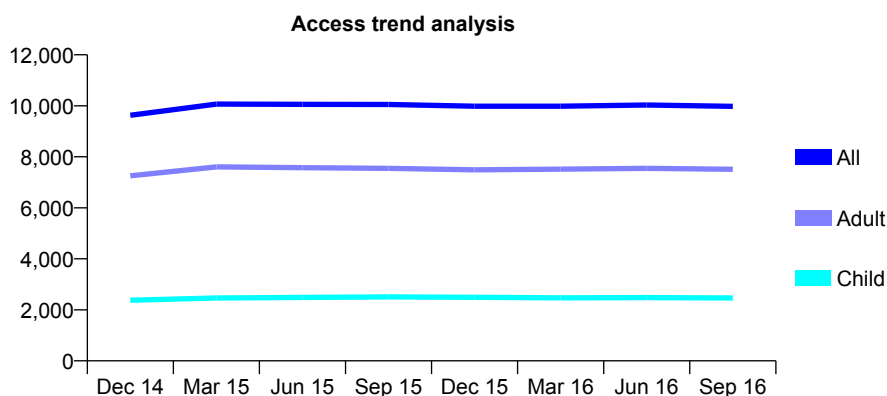
## Q68 - Vital Signs At a Glance Contract Report for 128503/0001 - September 2016

Name or company name	E Lazanakis Limited
Contract type name	GDS Contract
Purpose of contract	General
Contract start date	01/04/2013
Contract end date	

16/17 Contracted general activity (UDA)	30,203
Carry forward general activity (UDA)	549
16/17 Contracted orthodontic activity (UOA)	0
Carry forward orthodontic activity (UOA)	0
Baseline contract value	£911,338.68

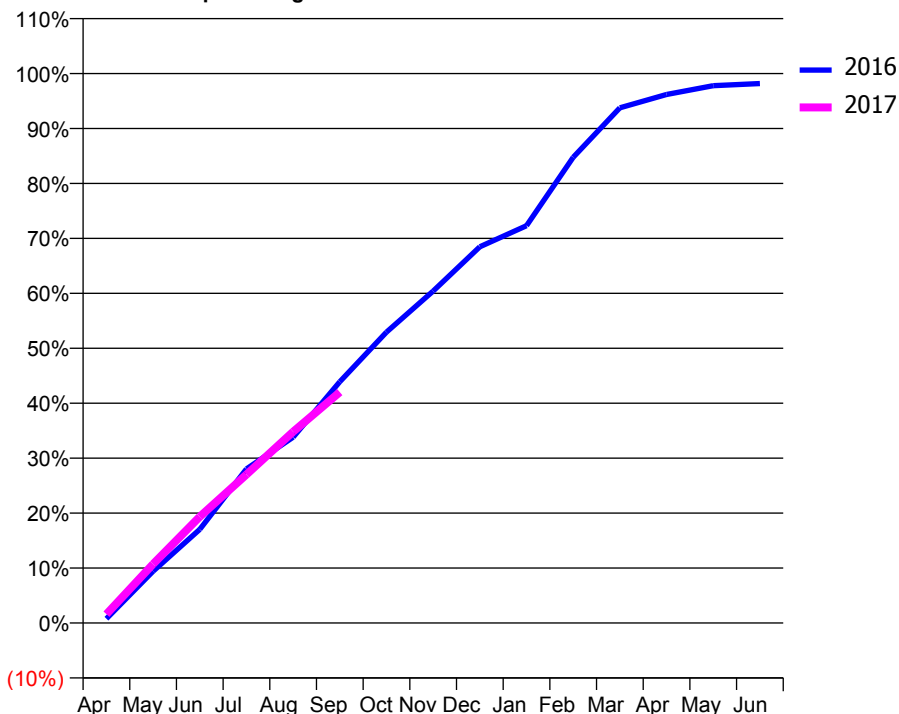
### ACCESS\*

Patients seen in 24 months	Total	Change since previous quarter
Quarter ending September 2015	10,054	
Quarter ending December 2015	9,982	→
Quarter ending March 2016	9,984	→
Quarter ending June 2016	10,030	→
Quarter ending September 2016	9,977	→
<b>Variance since September 2015</b>	<b>(0.8%)</b>	→



### ACTIVITY

Cumulative percentage of contracted UDA delivered 2016 & 2017



Month	Adjusted Scheduled Activity (UDA)	
	2016	2017
April	242	489
May	2,851	3,247
June	5,146	5,845
July	8,471	8,163
August	10,214	10,512
September	13,259	12,689
October	15,992	
November	18,249	
December	20,683	
January	21,840	
February	25,594	
March	28,318	
April	29,051	
May	29,533	
June	29,654	

### QUALITY

	Quantity	Base Number	Contract	AT	Region	England
% of FP17s for the same patient ID Re-attending within 3 months - Children	150	2,005	7.5%	9.8%	11.8%	12.4%
% of FP17s for the same patient ID Re-attending within 3 months - Adults	775	5,308	14.6%	15.8%	16.6%	16.7%
% of FP17s for the same patient ID Re-attending between 3 & 9 months - Children	1,319	2,005	65.8%	59.0%	60.2%	57.4%
% of FP17s for the same patient ID Re-attending between 3 & 9 months - Adults	2,771	5,308	52.2%	50.9%	52.0%	50.5%
% of FP17s for Band 1 Urgent Courses	977	6,775	14.4%	9.5%	9.4%	9.1%
% of FP17s Relating to Free Repair or Replacements	24	6,775	0.4%	0.6%	0.7%	0.8%
% of FP17s Relating to Continuations	35	6,775	0.5%	1.1%	1.2%	1.3%
% of Patients satisfied with the dentistry they have received	15	19	78.9%	94.8%	93.6%	93.2%
% of Patients satisfied with the time they had to wait for an appointment	17	19	89.5%	91.7%	89.1%	89.0%

\* This is based on patients treated on this contract for their most recent course of treatment. Figures in italics indicate the base number of FP17s or Patient Questionnaire responses are less than 100. N/A is shown where the base number of responses is less than 10 during the period. % is calculated as Quantity/Base number\*100

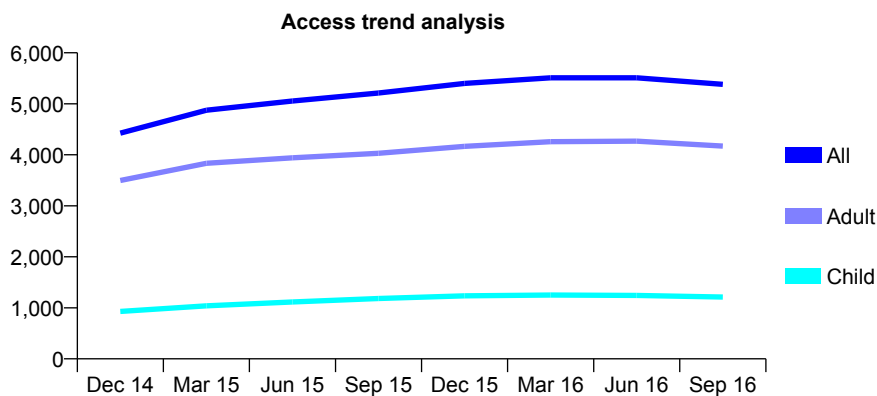
## Q68 - Vital Signs At a Glance Contract Report for 128503/0003 - September 2016

Name or company name	E Lazanakis Limited
Contract type name	GDS Contract
Purpose of contract	General
Contract start date	01/04/2013
Contract end date	

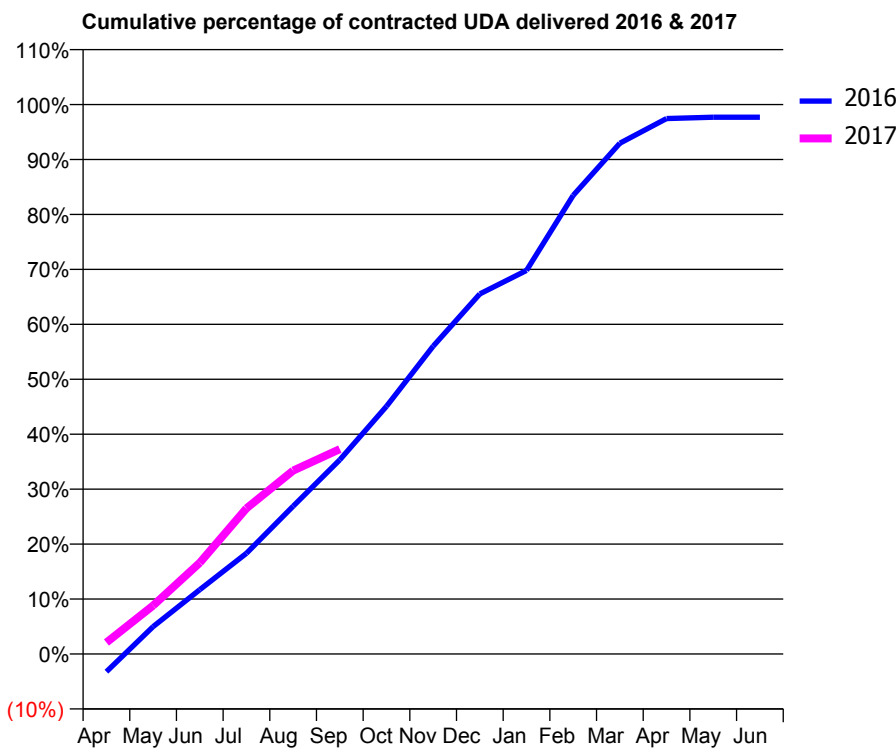
16/17 Contracted general activity (UDA)	15,352
Carry forward general activity (UDA)	357
16/17 Contracted orthodontic activity (UOA)	0
Carry forward orthodontic activity (UOA)	0
Baseline contract value	£382,421.81

### ACCESS\*

Patients seen in 24 months	Total	Change since previous quarter
Quarter ending September 2015	5,213	
Quarter ending December 2015	5,401	↑
Quarter ending March 2016	5,509	→
Quarter ending June 2016	5,511	→
Quarter ending September 2016	5,383	↓
<b>Variance since September 2015</b>	<b>3.3%</b>	<b>↑</b>



### ACTIVITY



Month	Adjusted Scheduled Activity (UDA)	
	2016	2017
April	-499	323
May	766	1,353
June	1,797	2,551
July	2,814	4,069
August	4,129	5,124
September	5,426	5,723
October	6,920	
November	8,600	
December	10,061	
January	10,715	
February	12,815	
March	14,269	
April	14,958	
May	14,995	
June	14,995	

### QUALITY

	Quantity	Base Number	Contract	AT	Region	England
% of FP17s for the same patient ID Re-attending within 3 months - Children	56	809	6.9%	9.8%	11.8%	12.4%
% of FP17s for the same patient ID Re-attending within 3 months - Adults	322	2,379	13.5%	15.8%	16.6%	16.7%
% of FP17s for the same patient ID Re-attending between 3 & 9 months - Children	452	809	55.9%	59.0%	60.2%	57.4%
% of FP17s for the same patient ID Re-attending between 3 & 9 months - Adults	1,105	2,379	46.4%	50.9%	52.0%	50.5%
% of FP17s for Band 1 Urgent Courses	231	2,901	8.0%	9.5%	9.4%	9.1%
% of FP17s Relating to Free Repair or Replacements	22	2,901	0.8%	0.6%	0.7%	0.8%
% of FP17s Relating to Continuations	17	2,901	0.6%	1.1%	1.2%	1.3%
% of Patients satisfied with the dentistry they have received	6	6	N/A	94.8%	93.6%	93.2%
% of Patients satisfied with the time they had to wait for an appointment	3	6	N/A	91.7%	89.1%	89.0%

\* This is based on patients treated on this contract for their most recent course of treatment. Figures in italics indicate the base number of FP17s or Patient Questionnaire responses are less than 100. N/A is shown where the base number of responses is less than 10 during the period. % is calculated as Quantity/Base number\*100

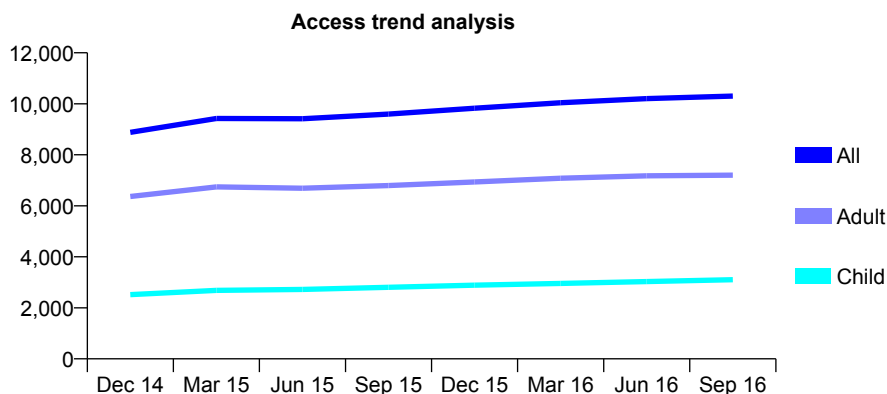
## Q68 - Vital Signs At a Glance Contract Report for 128503/0004 - September 2016

Name or company name	E Lazanakis Limited
Contract type name	GDS Contract
Purpose of contract	General
Contract start date	01/04/2013
Contract end date	

16/17 Contracted general activity (UDA)	28,200
Carry forward general activity (UDA)	377
16/17 Contracted orthodontic activity (UOA)	0
Carry forward orthodontic activity (UOA)	0
Baseline contract value	£735,735.20

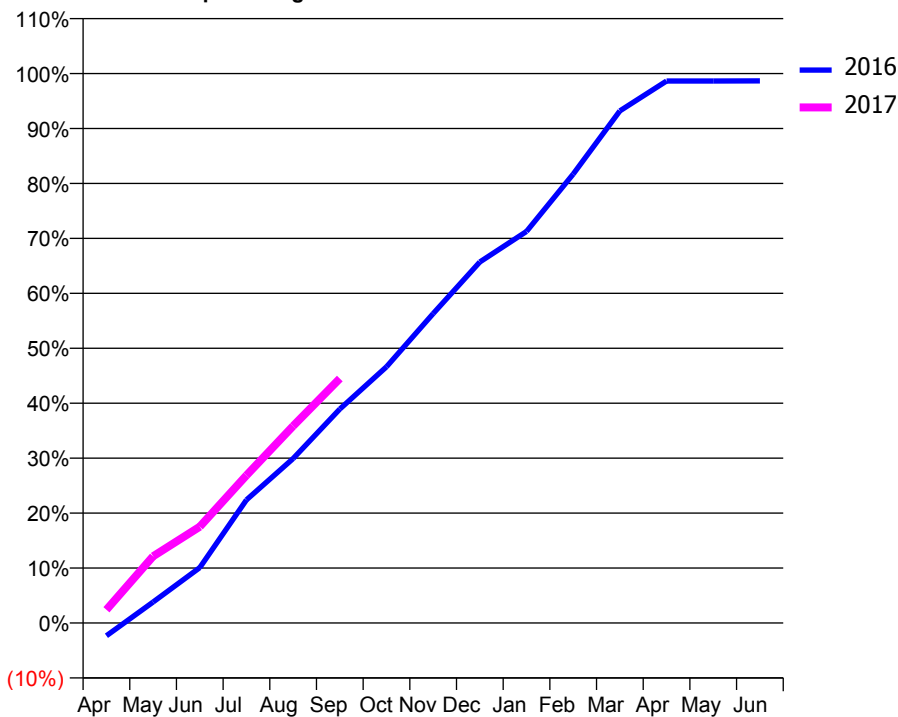
### ACCESS\*

Patients seen in 24 months	Total	Change since previous quarter
Quarter ending September 2015	9,599	
Quarter ending December 2015	9,828	↑
Quarter ending March 2016	10,040	↑
Quarter ending June 2016	10,204	→
Quarter ending September 2016	10,303	→
<b>Variance since September 2015</b>	<b>7.3%</b>	<b>↑</b>



### ACTIVITY

Cumulative percentage of contracted UDA delivered 2016 & 2017



Month	Adjusted Scheduled Activity (UDA)	
	2016	2017
April	-659	682
May	1,077	3,426
June	2,844	4,944
July	6,318	7,582
August	8,438	10,112
September	10,981	12,548
October	13,146	
November	15,882	
December	18,527	
January	20,096	
February	23,041	
March	26,284	
April	27,814	
May	27,814	
June	27,823	

### QUALITY

	Quantity	Base Number	Contract	AT	Region	England
% of FP17s for the same patient ID Re-attending within 3 months - Children	162	2,409	6.7%	9.8%	11.8%	12.4%
% of FP17s for the same patient ID Re-attending within 3 months - Adults	706	4,734	14.9%	15.8%	16.6%	16.7%
% of FP17s for the same patient ID Re-attending between 3 & 9 months - Children	1,447	2,409	60.1%	59.0%	60.2%	57.4%
% of FP17s for the same patient ID Re-attending between 3 & 9 months - Adults	2,157	4,734	45.6%	50.9%	52.0%	50.5%
% of FP17s for Band 1 Urgent Courses	1,041	6,468	16.1%	9.5%	9.4%	9.1%
% of FP17s Relating to Free Repair or Replacements	27	6,468	0.4%	0.6%	0.7%	0.8%
% of FP17s Relating to Continuations	14	6,468	0.2%	1.1%	1.2%	1.3%
% of Patients satisfied with the dentistry they have received	10	10	100.0%	94.8%	93.6%	93.2%
% of Patients satisfied with the time they had to wait for an appointment	8	10	80.0%	91.7%	89.1%	89.0%

\* This is based on patients treated on this contract for their most recent course of treatment. Figures in italics indicate the base number of FP17s or Patient Questionnaire responses are less than 100. N/A is shown where the base number of responses is less than 10 during the period. % is calculated as Quantity/Base number\*100

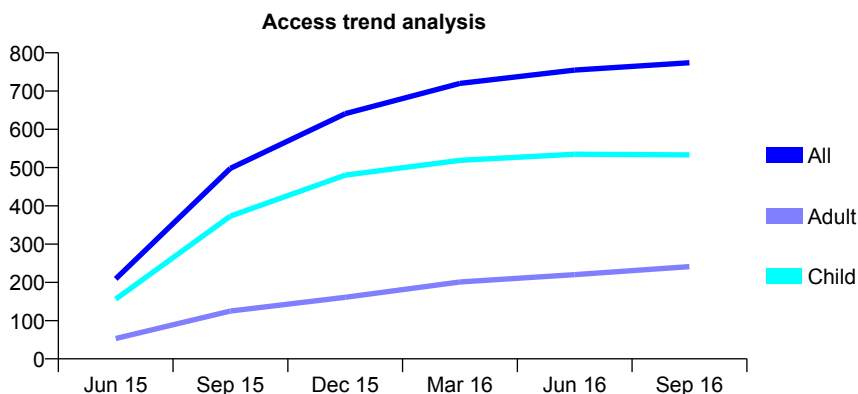
## Q68 - Vital Signs At a Glance Contract Report for 129828/0002 - September 2016

Name or company name	Mr SM Frost and Mr P Holmes
Contract type name	GDS Contract
Purpose of contract	General
Contract start date	04/04/2015
Contract end date	

16/17 Contracted general activity (UDA)	2,200
Carry forward general activity (UDA)	0
16/17 Contracted orthodontic activity (UOA)	0
Carry forward orthodontic activity (UOA)	0
Baseline contract value	£59,607.37

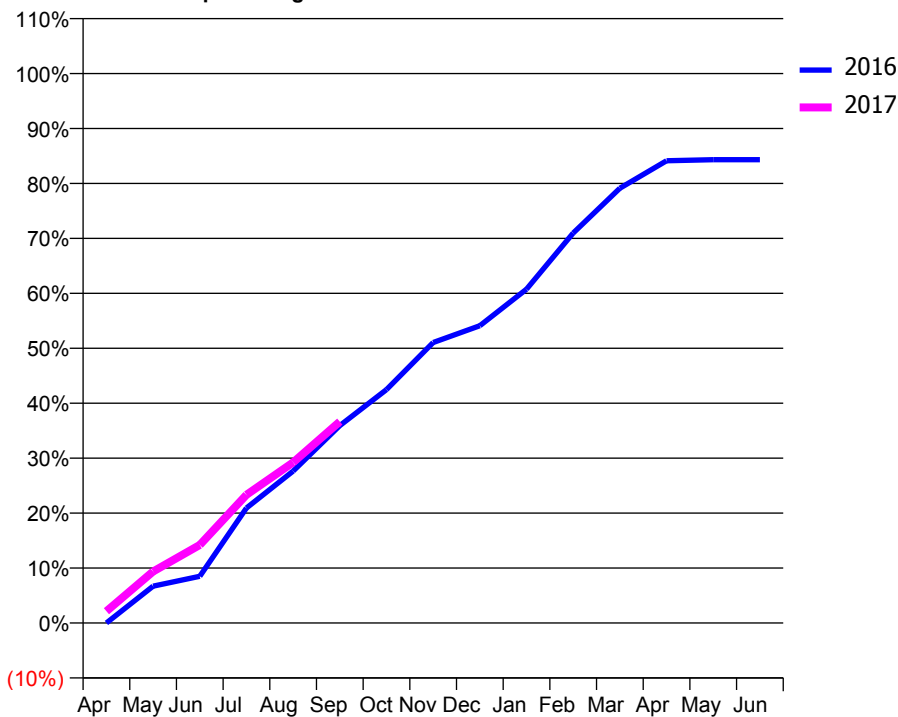
### ACCESS\*

Patients seen in 24 months	Total	Change since previous quarter
Quarter ending September 2015	498	
Quarter ending December 2015	641	↑
Quarter ending March 2016	720	↑
Quarter ending June 2016	755	↑
Quarter ending September 2016	774	↑
<b>Variance since September 2015</b>	<b>55.4%</b>	<b>↑</b>



### ACTIVITY

Cumulative percentage of contracted UDA delivered 2016 & 2017



Adjusted Scheduled Activity (UDA)

Month	2016	2017
April	0	47
May	146	206
June	185	313
July	457	513
August	603	643
September	784	806
October	927	
November	1,114	
December	1,180	
January	1,326	
February	1,549	
March	1,726	
April	1,836	
May	1,840	
June	1,840	

### QUALITY

	Quantity	Base Number	Contract	AT	Region	England
% of FP17s for the same patient ID Re-attending within 3 months - Children	28	427	6.6%	9.8%	11.8%	12.4%
% of FP17s for the same patient ID Re-attending within 3 months - Adults	10	157	6.4%	15.8%	16.6%	16.7%
% of FP17s for the same patient ID Re-attending between 3 & 9 months - Children	291	427	68.1%	59.0%	60.2%	57.4%
% of FP17s for the same patient ID Re-attending between 3 & 9 months - Adults	98	157	62.4%	50.9%	52.0%	50.5%
% of FP17s for Band 1 Urgent Courses	12	517	2.3%	9.5%	9.4%	9.1%
% of FP17s Relating to Free Repair or Replacements	0	517	0.0%	0.6%	0.7%	0.8%
% of FP17s Relating to Continuations	5	517	1.0%	1.1%	1.2%	1.3%
% of Patients satisfied with the dentistry they have received	0	0	N/A	94.8%	93.6%	93.2%
% of Patients satisfied with the time they had to wait for an appointment	0	0	N/A	91.7%	89.1%	89.0%

\* This is based on patients treated on this contract for their most recent course of treatment. Figures in italics indicate the base number of FP17s or Patient Questionnaire responses are less than 100. N/A is shown where the base number of responses is less than 10 during the period. % is calculated as Quantity/Base number\*100

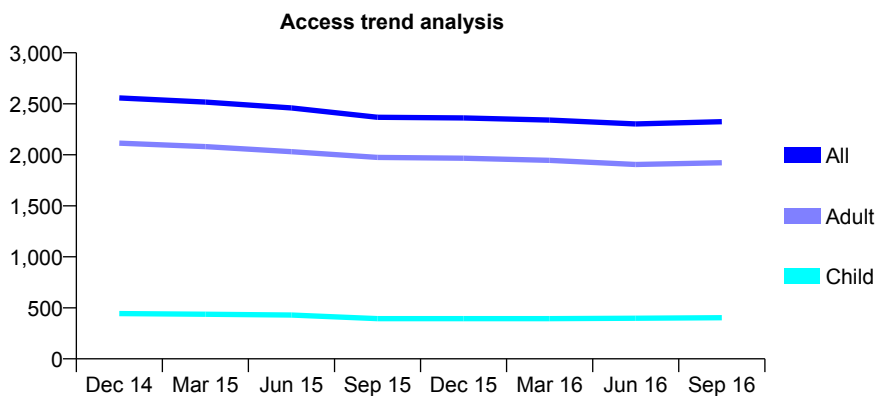
## Q68 - Vital Signs At a Glance Contract Report for 130648/0001 - September 2016

Name or company name	Claremont Dental Practice
Contract type name	GDS Contract
Purpose of contract	General
Contract start date	23/02/2009
Contract end date	

16/17 Contracted general activity (UDA)	9,219
Carry forward general activity (UDA)	138
16/17 Contracted orthodontic activity (UOA)	0
Carry forward orthodontic activity (UOA)	0
Baseline contract value	£242,336.70

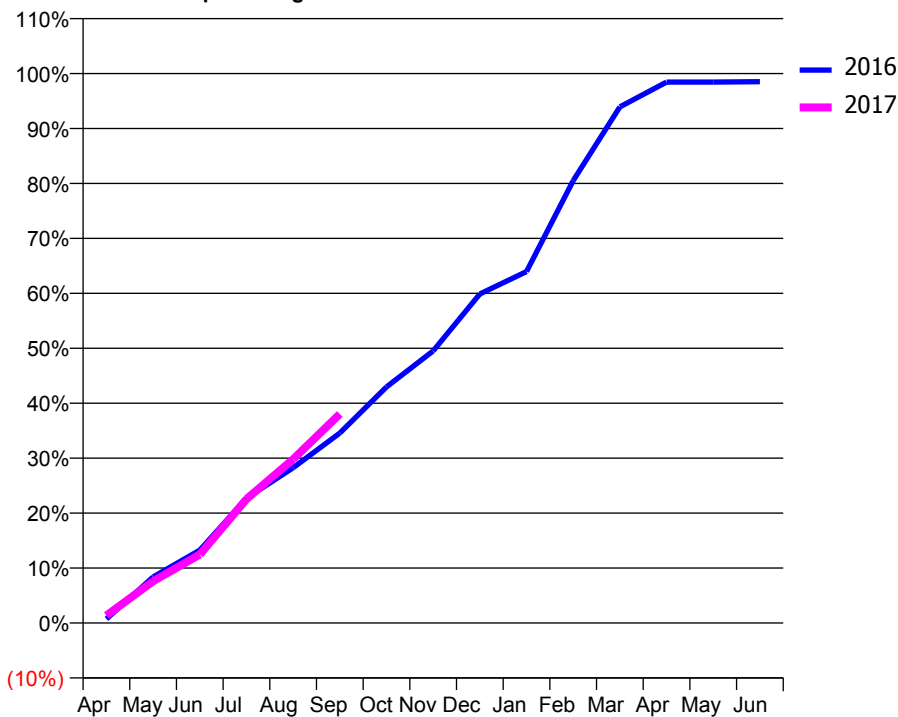
### ACCESS\*

Patients seen in 24 months	Total	Change since previous quarter
Quarter ending September 2015	2,368	
Quarter ending December 2015	2,361	→
Quarter ending March 2016	2,340	→
Quarter ending June 2016	2,303	↓
Quarter ending September 2016	2,325	→
<b>Variance since September 2015</b>	<b>(1.8%)</b>	<b>↓</b>



### ACTIVITY

Cumulative percentage of contracted UDA delivered 2016 & 2017



Adjusted Scheduled Activity (UDA)

Month	2016	2017
April	68	126
May	773	702
June	1,223	1,150
July	2,093	2,079
August	2,606	2,748
September	3,188	3,506
October	3,962	
November	4,565	
December	5,519	
January	5,896	
February	7,423	
March	8,660	
April	9,074	
May	9,074	
June	9,081	

### QUALITY

	Quantity	Base Number	Contract	AT	Region	England
% of FP17s for the same patient ID Re-attending within 3 months - Children	14	252	5.6%	9.8%	11.8%	12.4%
% of FP17s for the same patient ID Re-attending within 3 months - Adults	144	1,299	11.1%	15.8%	16.6%	16.7%
% of FP17s for the same patient ID Re-attending between 3 & 9 months - Children	135	252	53.6%	59.0%	60.2%	57.4%
% of FP17s for the same patient ID Re-attending between 3 & 9 months - Adults	744	1,299	57.3%	50.9%	52.0%	50.5%
% of FP17s for Band 1 Urgent Courses	116	1,408	8.2%	9.5%	9.4%	9.1%
% of FP17s Relating to Free Repair or Replacements	5	1,408	0.4%	0.6%	0.7%	0.8%
% of FP17s Relating to Continuations	6	1,408	0.4%	1.1%	1.2%	1.3%
% of Patients satisfied with the dentistry they have received	9	9	N/A	94.8%	93.6%	93.2%
% of Patients satisfied with the time they had to wait for an appointment	9	9	N/A	91.7%	89.1%	89.0%

\* This is based on patients treated on this contract for their most recent course of treatment. Figures in italics indicate the base number of FP17s or Patient Questionnaire responses are less than 100. N/A is shown where the base number of responses is less than 10 during the period. % is calculated as Quantity/Base number\*100

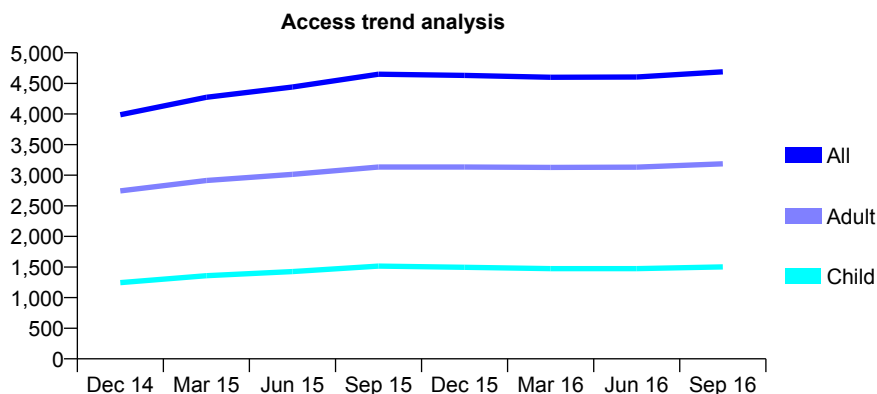
## Q68 - Vital Signs At a Glance Contract Report for 131148/0001 - September 2016

Name or company name	Iosis Clinic (Godalming) Ltd
Contract type name	GDS Contract
Purpose of contract	General
Contract start date	01/04/2010
Contract end date	

16/17 Contracted general activity (UDA)	13,232
Carry forward general activity (UDA)	87
16/17 Contracted orthodontic activity (UOA)	0
Carry forward orthodontic activity (UOA)	0
Baseline contract value	£469,558.42

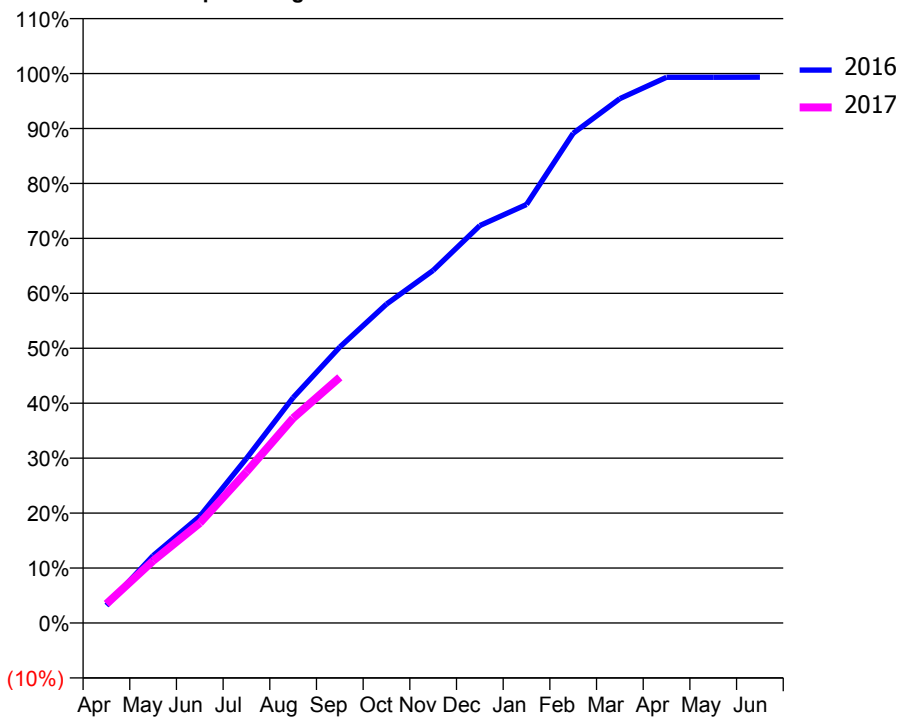
### ACCESS\*

Patients seen in 24 months	Total	Change since previous quarter
Quarter ending September 2015	4,651	
Quarter ending December 2015	4,630	→
Quarter ending March 2016	4,601	→
Quarter ending June 2016	4,605	→
Quarter ending September 2016	4,690	→
<b>Variance since September 2015</b>	<b>0.8%</b>	<b>→</b>



### ACTIVITY

Cumulative percentage of contracted UDA delivered 2016 & 2017



Month	Adjusted Scheduled Activity (UDA)	
	2016	2017
April	421	460
May	1,623	1,498
June	2,570	2,408
July	3,963	3,641
August	5,429	4,935
September	6,644	5,916
October	7,679	
November	8,492	
December	9,569	
January	10,079	
February	11,791	
March	12,628	
April	13,142	
May	13,141	
June	13,145	

### QUALITY

	Quantity	Base Number	Contract	AT	Region	England
% of FP17s for the same patient ID Re-attending within 3 months - Children	98	1,437	6.8%	9.8%	11.8%	12.4%
% of FP17s for the same patient ID Re-attending within 3 months - Adults	375	2,610	14.4%	15.8%	16.6%	16.7%
% of FP17s for the same patient ID Re-attending between 3 & 9 months - Children	1,078	1,437	75.0%	59.0%	60.2%	57.4%
% of FP17s for the same patient ID Re-attending between 3 & 9 months - Adults	1,560	2,610	59.8%	50.9%	52.0%	50.5%
% of FP17s for Band 1 Urgent Courses	357	3,777	9.5%	9.5%	9.4%	9.1%
% of FP17s Relating to Free Repair or Replacements	6	3,777	0.2%	0.6%	0.7%	0.8%
% of FP17s Relating to Continuations	25	3,777	0.7%	1.1%	1.2%	1.3%
% of Patients satisfied with the dentistry they have received	2	2	N/A	94.8%	93.6%	93.2%
% of Patients satisfied with the time they had to wait for an appointment	2	2	N/A	91.7%	89.1%	89.0%

\* This is based on patients treated on this contract for their most recent course of treatment. Figures in italics indicate the base number of FP17s or Patient Questionnaire responses are less than 100. N/A is shown where the base number of responses is less than 10 during the period. % is calculated as Quantity/Base number\*100

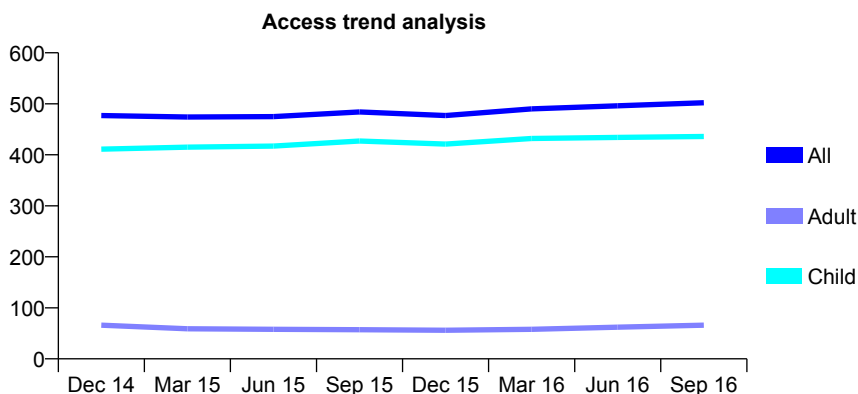
## Q68 - Vital Signs At a Glance Contract Report for 131695/0001 - September 2016

Name or company name	Down House Dental Practice Limited
Contract type name	GDS Contract
Purpose of contract	General
Contract start date	01/04/2011
Contract end date	

16/17 Contracted general activity (UDA)	1,306
Carry forward general activity (UDA)	0
16/17 Contracted orthodontic activity (UOA)	0
Carry forward orthodontic activity (UOA)	0
Baseline contract value	£42,516.97

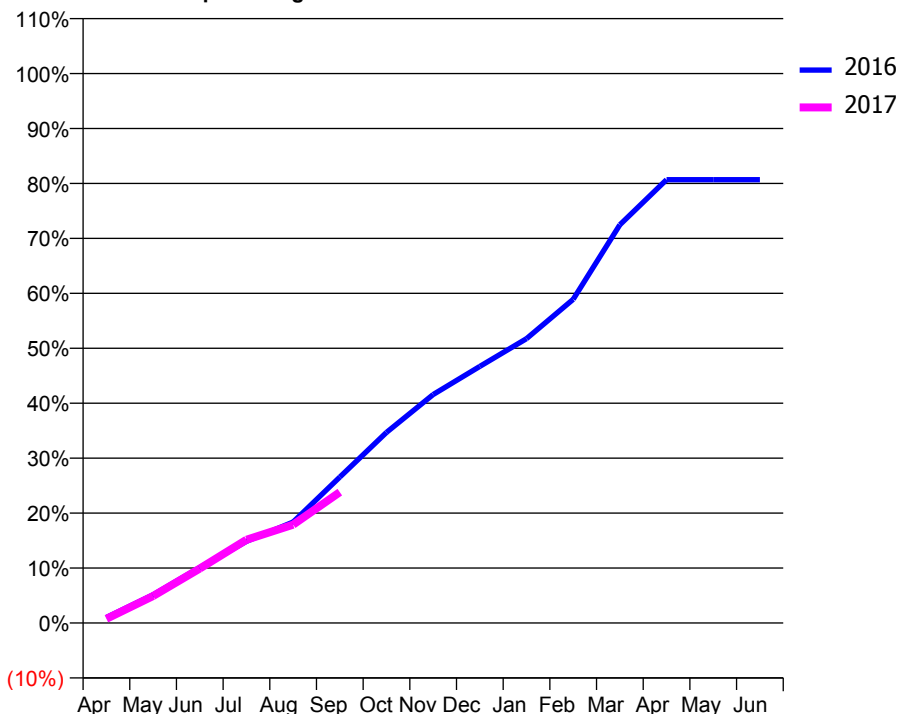
### ACCESS\*

Patients seen in 24 months	Total	Change since previous quarter
Quarter ending September 2015	484	
Quarter ending December 2015	477	↓
Quarter ending March 2016	490	↑
Quarter ending June 2016	496	→
Quarter ending September 2016	502	→
<b>Variance since September 2015</b>	<b>3.7%</b>	<b>↑</b>



### ACTIVITY

Cumulative percentage of contracted UDA delivered 2016 & 2017



Month	Adjusted Scheduled Activity (UDA)	
	2016	2017
April	13	10
May	67	64
June	132	129
July	194	198
August	240	234
September	347	311
October	453	
November	543	
December	610	
January	676	
February	769	
March	946	
April	1,054	
May	1,054	
June	1,054	

### QUALITY

	Quantity	Base Number	Contract	AT	Region	England
% of FP17s for the same patient ID Re-attending within 3 months - Children	22	332	6.6%	9.8%	11.8%	12.4%
% of FP17s for the same patient ID Re-attending within 3 months - Adults	0	0	N/A	15.8%	16.6%	16.7%
% of FP17s for the same patient ID Re-attending between 3 & 9 months - Children	232	332	69.9%	59.0%	60.2%	57.4%
% of FP17s for the same patient ID Re-attending between 3 & 9 months - Adults	0	0	N/A	50.9%	52.0%	50.5%
% of FP17s for Band 1 Urgent Courses	5	256	2.0%	9.5%	9.4%	9.1%
% of FP17s Relating to Free Repair or Replacements	0	256	0.0%	0.6%	0.7%	0.8%
% of FP17s Relating to Continuations	4	256	1.6%	1.1%	1.2%	1.3%
% of Patients satisfied with the dentistry they have received	0	0	N/A	94.8%	93.6%	93.2%
% of Patients satisfied with the time they had to wait for an appointment	0	0	N/A	91.7%	89.1%	89.0%

\* This is based on patients treated on this contract for their most recent course of treatment. Figures in italics indicate the base number of FP17s or Patient Questionnaire responses are less than 100. N/A is shown where the base number of responses is less than 10 during the period. % is calculated as Quantity/Base number\*100



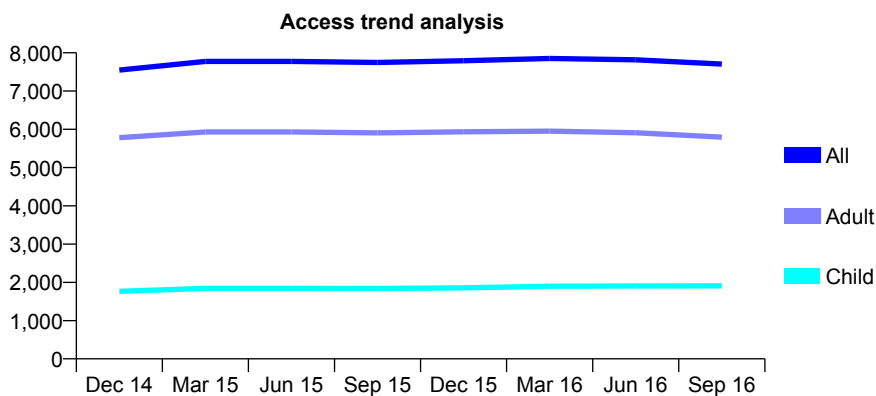
## Q68 - Vital Signs At a Glance Contract Report for 131970/0001 - September 2016

Name or company name	Colin Bunce Limited
Contract type name	GDS Contract
Purpose of contract	General
Contract start date	01/11/2010
Contract end date	

16/17 Contracted general activity (UDA)	24,568
Carry forward general activity (UDA)	-11
16/17 Contracted orthodontic activity (UOA)	0
Carry forward orthodontic activity (UOA)	0
Baseline contract value	£606,025.71

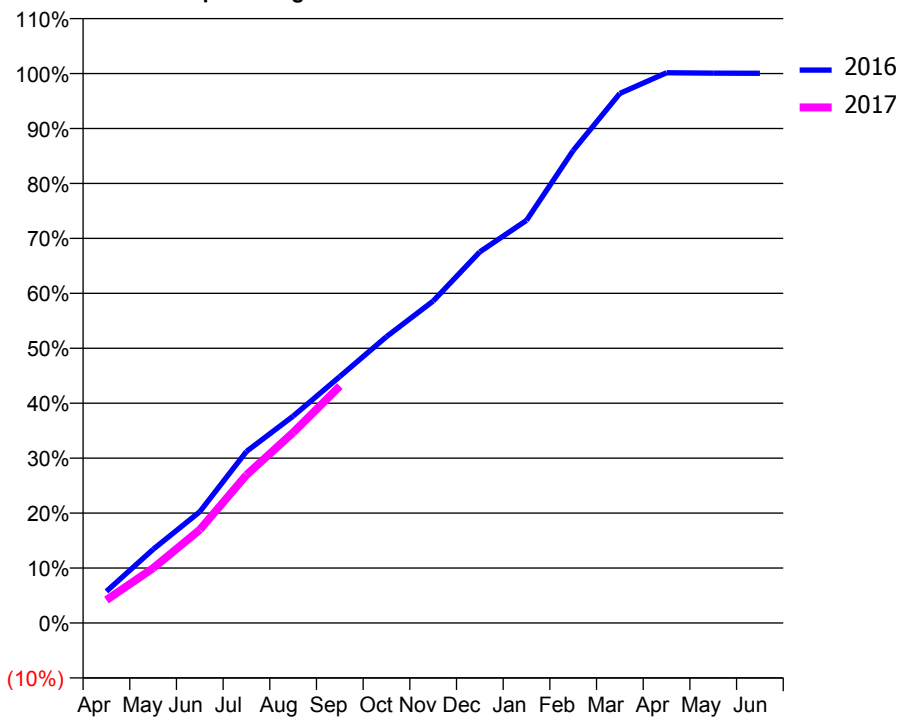
### ACCESS\*

Patients seen in 24 months	Total	Change since previous quarter
Quarter ending September 2015	7,746	
Quarter ending December 2015	7,791	→
Quarter ending March 2016	7,851	→
Quarter ending June 2016	7,816	→
Quarter ending September 2016	7,705	↓
<b>Variance since September 2015</b>	<b>(0.5%)</b>	→



### ACTIVITY

Cumulative percentage of contracted UDA delivered 2016 & 2017



Month	Adjusted Scheduled Activity (UDA)	
	2016	2017
April	1,416	1,028
May	3,294	2,456
June	4,976	4,171
July	7,668	6,621
August	9,247	8,514
September	11,022	10,590
October	12,802	
November	14,396	
December	16,594	
January	18,003	
February	21,125	
March	23,675	
April	24,599	
May	24,582	
June	24,579	

### QUALITY

	Quantity	Base Number	Contract	AT	Region	England
% of FP17s for the same patient ID Re-attending within 3 months - Children	111	1,565	7.1%	9.8%	11.8%	12.4%
% of FP17s for the same patient ID Re-attending within 3 months - Adults	499	4,475	11.2%	15.8%	16.6%	16.7%
% of FP17s for the same patient ID Re-attending between 3 & 9 months - Children	1,067	1,565	68.2%	59.0%	60.2%	57.4%
% of FP17s for the same patient ID Re-attending between 3 & 9 months - Adults	3,087	4,475	69.0%	50.9%	52.0%	50.5%
% of FP17s for Band 1 Urgent Courses	337	5,599	6.0%	9.5%	9.4%	9.1%
% of FP17s Relating to Free Repair or Replacements	70	5,599	1.3%	0.6%	0.7%	0.8%
% of FP17s Relating to Continuations	63	5,599	1.1%	1.1%	1.2%	1.3%
% of Patients satisfied with the dentistry they have received	6	6	N/A	94.8%	93.6%	93.2%
% of Patients satisfied with the time they had to wait for an appointment	5	6	N/A	91.7%	89.1%	89.0%

\* This is based on patients treated on this contract for their most recent course of treatment. Figures in italics indicate the base number of FP17s or Patient Questionnaire responses are less than 100. N/A is shown where the base number of responses is less than 10 during the period. % is calculated as Quantity/Base number\*100

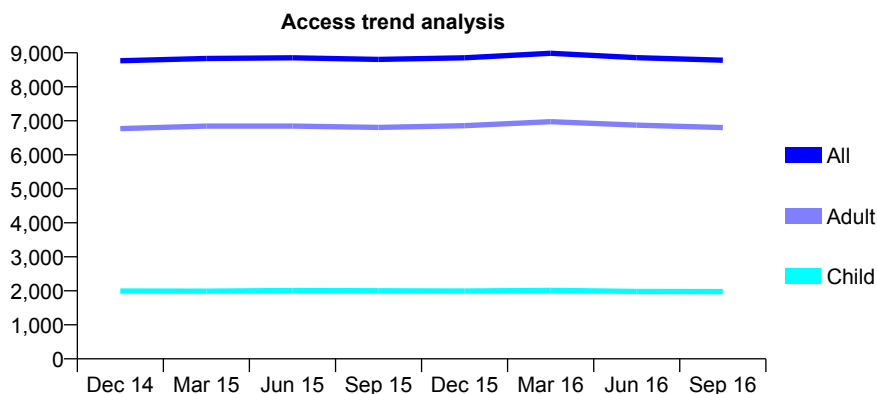
## Q68 - Vital Signs At a Glance Contract Report for 132012/0001 - September 2016

Name or company name	Mr RK Sethi and Mr J Patel
Contract type name	GDS Contract
Purpose of contract	General
Contract start date	01/05/2011
Contract end date	

16/17 Contracted general activity (UDA)	20,609
Carry forward general activity (UDA)	-412
16/17 Contracted orthodontic activity (UOA)	0
Carry forward orthodontic activity (UOA)	0
Baseline contract value	£498,295.17

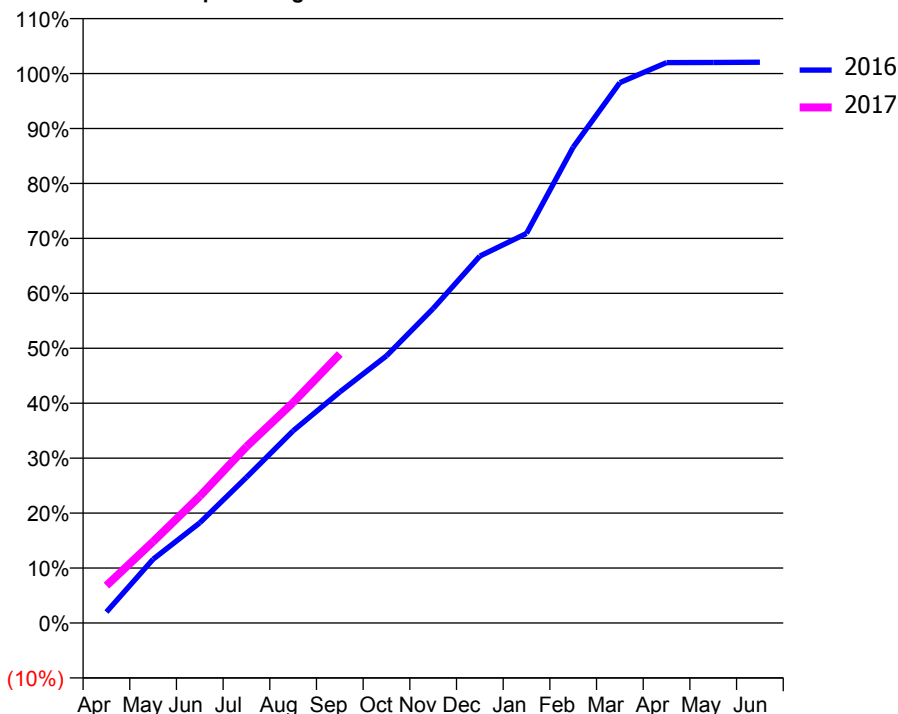
### ACCESS\*

Patients seen in 24 months	Total	Change since previous quarter
Quarter ending September 2015	8,807	
Quarter ending December 2015	8,851	→
Quarter ending March 2016	8,988	→
Quarter ending June 2016	8,856	↓
Quarter ending September 2016	8,781	→
<b>Variance since September 2015</b>	<b>(0.3%)</b>	<b>→</b>



### ACTIVITY

Cumulative percentage of contracted UDA delivered 2016 & 2017



Adjusted Scheduled Activity (UDA)

Month	2016	2017
April	412	1,401
May	2,394	3,054
June	3,760	4,753
July	5,462	6,615
August	7,207	8,269
September	8,664	10,091
October	10,020	
November	11,796	
December	13,759	
January	14,609	
February	17,845	
March	20,269	
April	21,018	
May	21,025	
June	21,033	

### QUALITY

	Quantity	Base Number	Contract	AT	Region	England
% of FP17s for the same patient ID Re-attending within 3 months - Children	107	1,306	8.2%	9.8%	11.8%	12.4%
% of FP17s for the same patient ID Re-attending within 3 months - Adults	676	4,313	15.7%	15.8%	16.6%	16.7%
% of FP17s for the same patient ID Re-attending between 3 & 9 months - Children	601	1,306	46.0%	59.0%	60.2%	57.4%
% of FP17s for the same patient ID Re-attending between 3 & 9 months - Adults	1,892	4,313	43.9%	50.9%	52.0%	50.5%
% of FP17s for Band 1 Urgent Courses	473	4,834	9.8%	9.5%	9.4%	9.1%
% of FP17s Relating to Free Repair or Replacements	23	4,834	0.5%	0.6%	0.7%	0.8%
% of FP17s Relating to Continuations	34	4,834	0.7%	1.1%	1.2%	1.3%
% of Patients satisfied with the dentistry they have received	2	2	N/A	94.8%	93.6%	93.2%
% of Patients satisfied with the time they had to wait for an appointment	2	2	N/A	91.7%	89.1%	89.0%

\* This is based on patients treated on this contract for their most recent course of treatment. Figures in italics indicate the base number of FP17s or Patient Questionnaire responses are less than 100. N/A is shown where the base number of responses is less than 10 during the period. % is calculated as Quantity/Base number\*100

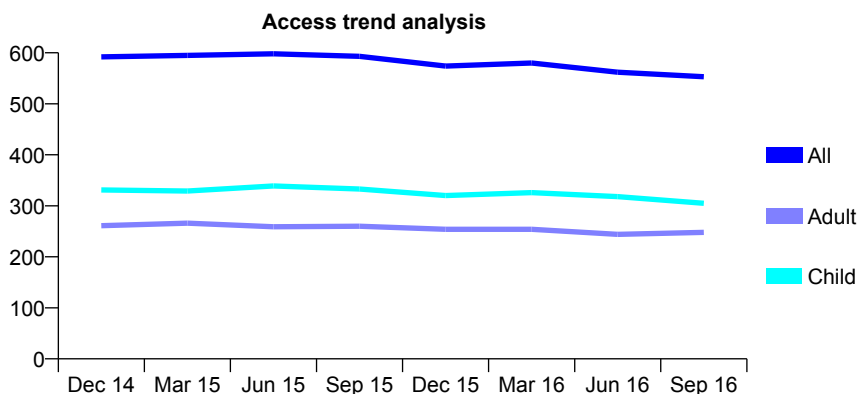
## Q68 - Vital Signs At a Glance Contract Report for 132772/0001 - September 2016

Name or company name	The Sutton Dental Practice Ltd
Contract type name	GDS Contract
Purpose of contract	General
Contract start date	01/06/2011
Contract end date	

16/17 Contracted general activity (UDA)	1,450
Carry forward general activity (UDA)	0
16/17 Contracted orthodontic activity (UOA)	0
Carry forward orthodontic activity (UOA)	0
Baseline contract value	£42,820.42

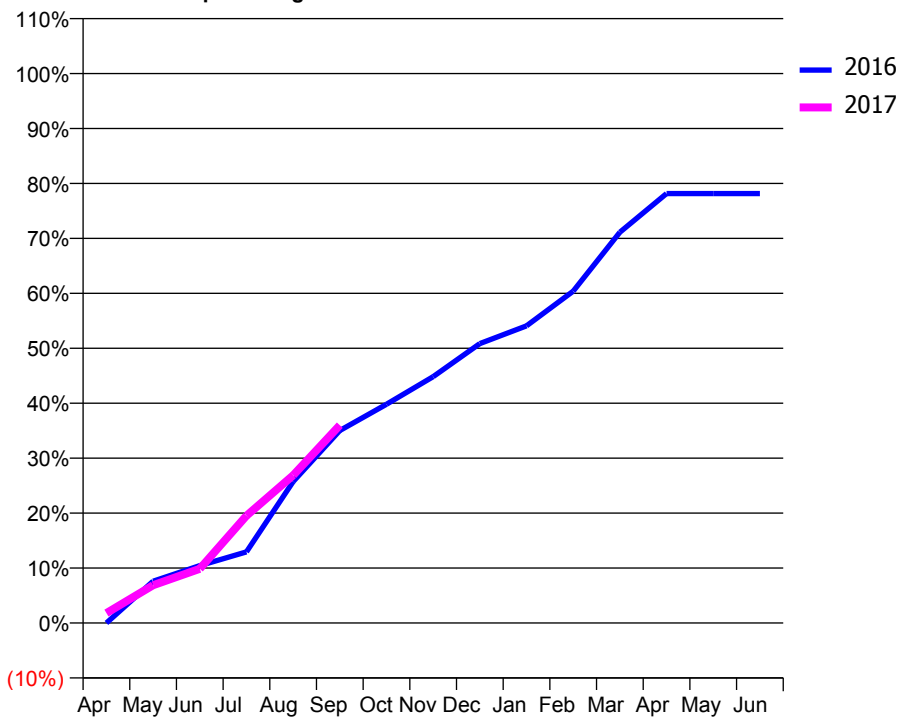
### ACCESS\*

Patients seen in 24 months	Total	Change since previous quarter
Quarter ending September 2015	593	
Quarter ending December 2015	574	↓
Quarter ending March 2016	580	→
Quarter ending June 2016	562	↓
Quarter ending September 2016	553	↓
<b>Variance since September 2015</b>	<b>(6.7%)</b>	<b>↓</b>



### ACTIVITY

Cumulative percentage of contracted UDA delivered 2016 & 2017



Adjusted Scheduled Activity (UDA)

Month	2016	2017
April	0	26
May	110	100
June	152	143
July	188	283
August	373	390
September	508	522
October	577	
November	650	
December	737	
January	784	
February	876	
March	1,031	
April	1,133	
May	1,133	
June	1,133	

### QUALITY

	Quantity	Base Number	Contract	AT	Region	England
% of FP17s for the same patient ID Re-attending within 3 months - Children	3	197	1.5%	9.8%	11.8%	12.4%
% of FP17s for the same patient ID Re-attending within 3 months - Adults	28	135	20.7%	15.8%	16.6%	16.7%
% of FP17s for the same patient ID Re-attending between 3 & 9 months - Children	108	197	54.8%	59.0%	60.2%	57.4%
% of FP17s for the same patient ID Re-attending between 3 & 9 months - Adults	53	135	39.3%	50.9%	52.0%	50.5%
% of FP17s for Band 1 Urgent Courses	15	284	5.3%	9.5%	9.4%	9.1%
% of FP17s Relating to Free Repair or Replacements	0	284	0.0%	0.6%	0.7%	0.8%
% of FP17s Relating to Continuations	7	284	2.5%	1.1%	1.2%	1.3%
% of Patients satisfied with the dentistry they have received	0	0	N/A	94.8%	93.6%	93.2%
% of Patients satisfied with the time they had to wait for an appointment	0	0	N/A	91.7%	89.1%	89.0%

\* This is based on patients treated on this contract for their most recent course of treatment. Figures in italics indicate the base number of FP17s or Patient Questionnaire responses are less than 100. N/A is shown where the base number of responses is less than 10 during the period. % is calculated as Quantity/Base number\*100

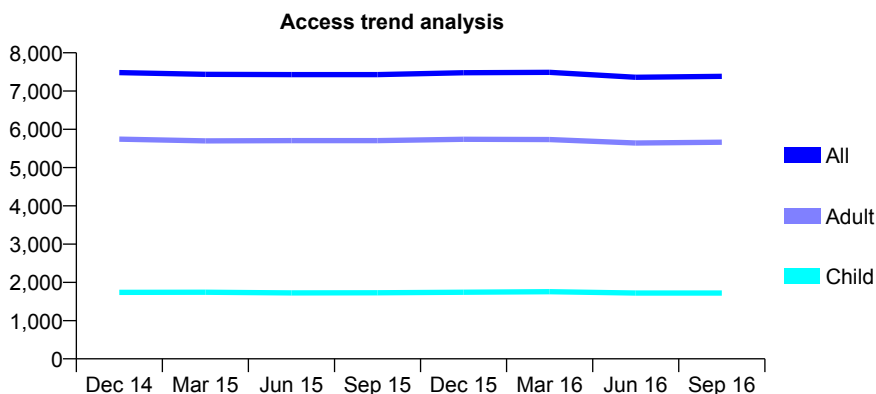
## Q68 - Vital Signs At a Glance Contract Report for 132888/0001 - September 2016

Name or company name	Lowcroft Dental Surgery Ltd
Contract type name	GDS Contract
Purpose of contract	General
Contract start date	01/01/2013
Contract end date	

16/17 Contracted general activity (UDA)	22,217
Carry forward general activity (UDA)	374
16/17 Contracted orthodontic activity (UOA)	0
Carry forward orthodontic activity (UOA)	0
Baseline contract value	£584,971.61

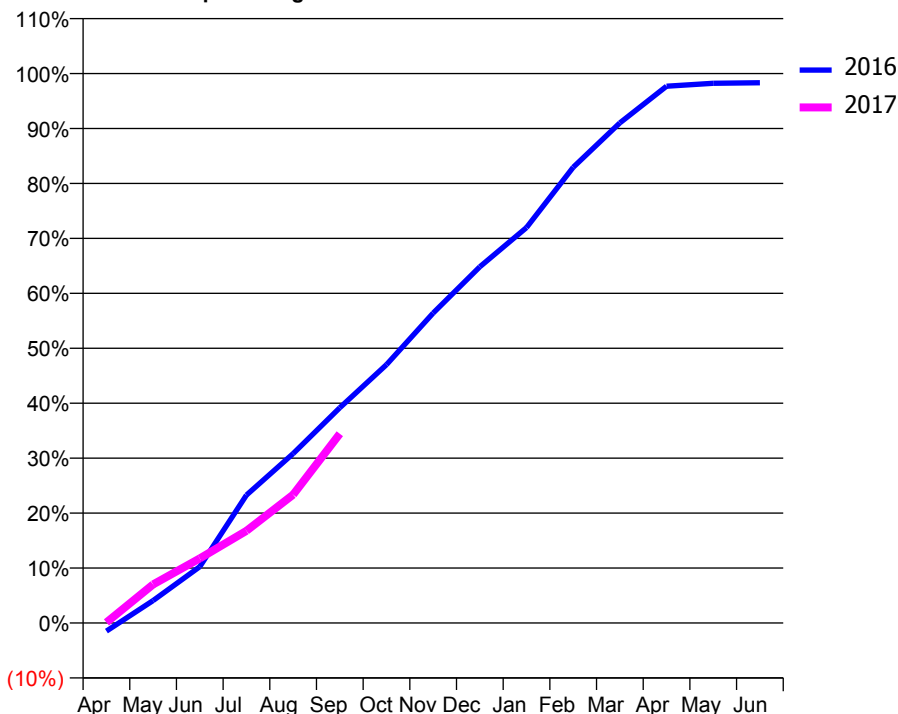
### ACCESS\*

Patients seen in 24 months	Total	Change since previous quarter
Quarter ending September 2015	7,430	
Quarter ending December 2015	7,480	→
Quarter ending March 2016	7,489	→
Quarter ending June 2016	7,360	↓
Quarter ending September 2016	7,384	→
<b>Variance since September 2015</b>	<b>(0.6%)</b>	→



### ACTIVITY

Cumulative percentage of contracted UDA delivered 2016 & 2017



Month	Adjusted Scheduled Activity (UDA)	
	2016	2017
April	-330	25
May	906	1,560
June	2,278	2,615
July	5,172	3,730
August	6,852	5,188
September	8,704	7,652
October	10,447	
November	12,533	
December	14,401	
January	15,989	
February	18,423	
March	20,220	
April	21,701	
May	21,821	
June	21,843	

### QUALITY

	Quantity	Base Number	Contract	AT	Region	England
% of FP17s for the same patient ID Re-attending within 3 months - Children	52	1,131	4.6%	9.8%	11.8%	12.4%
% of FP17s for the same patient ID Re-attending within 3 months - Adults	515	3,611	14.3%	15.8%	16.6%	16.7%
% of FP17s for the same patient ID Re-attending between 3 & 9 months - Children	672	1,131	59.4%	59.0%	60.2%	57.4%
% of FP17s for the same patient ID Re-attending between 3 & 9 months - Adults	2,025	3,611	56.1%	50.9%	52.0%	50.5%
% of FP17s for Band 1 Urgent Courses	190	4,027	4.7%	9.5%	9.4%	9.1%
% of FP17s Relating to Free Repair or Replacements	50	4,027	1.2%	0.6%	0.7%	0.8%
% of FP17s Relating to Continuations	55	4,027	1.4%	1.1%	1.2%	1.3%
% of Patients satisfied with the dentistry they have received	4	5	N/A	94.8%	93.6%	93.2%
% of Patients satisfied with the time they had to wait for an appointment	4	5	N/A	91.7%	89.1%	89.0%

\* This is based on patients treated on this contract for their most recent course of treatment. Figures in italics indicate the base number of FP17s or Patient Questionnaire responses are less than 100. N/A is shown where the base number of responses is less than 10 during the period. % is calculated as Quantity/Base number\*100

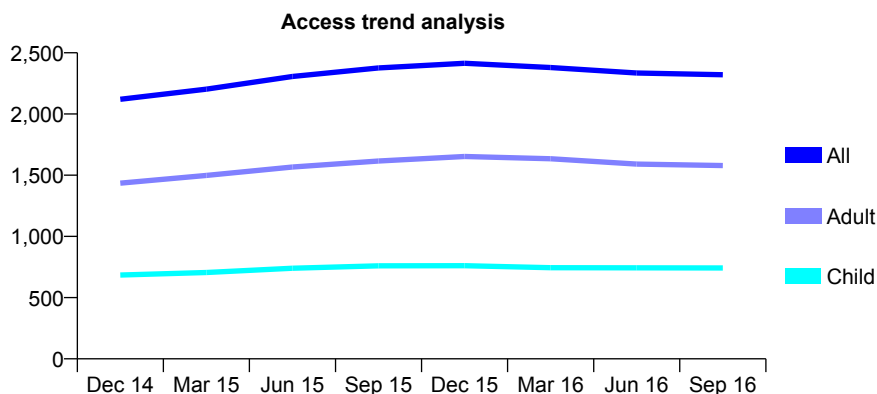
## Q68 - Vital Signs At a Glance Contract Report for 133817/0001 - September 2016

Name or company name	Mr A Patel
Contract type name	GDS Contract
Purpose of contract	General
Contract start date	01/12/2013
Contract end date	

16/17 Contracted general activity (UDA)	6,536
Carry forward general activity (UDA)	-131
16/17 Contracted orthodontic activity (UOA)	0
Carry forward orthodontic activity (UOA)	0
Baseline contract value	£200,908.89

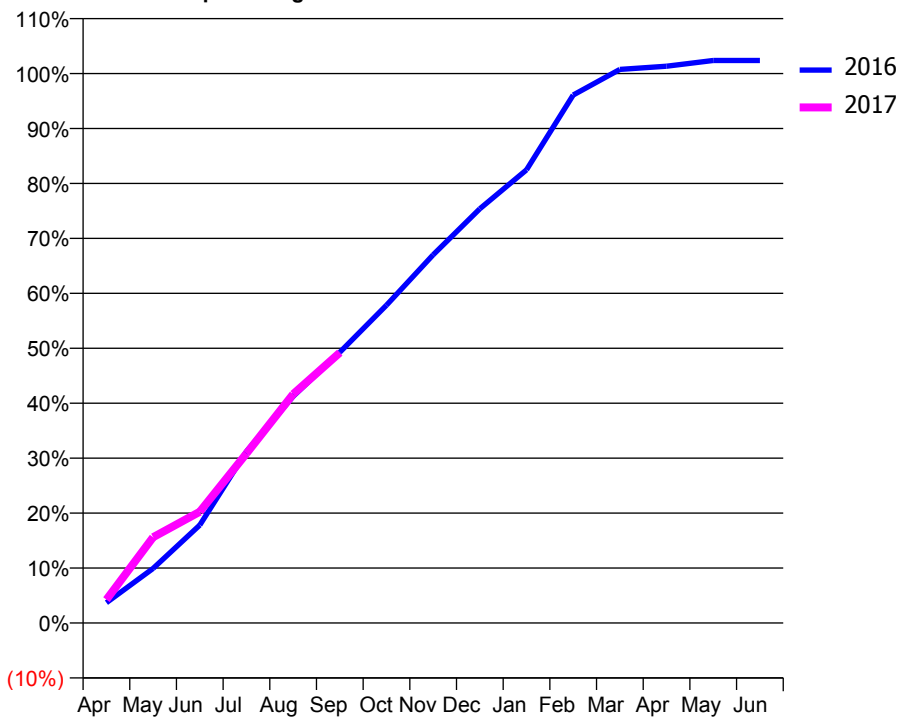
### ACCESS\*

Patients seen in 24 months	Total	Change since previous quarter
Quarter ending September 2015	2,376	
Quarter ending December 2015	2,414	→
Quarter ending March 2016	2,380	↓
Quarter ending June 2016	2,335	↓
Quarter ending September 2016	2,321	→
<b>Variance since September 2015</b>	<b>(2.3%)</b>	<b>↓</b>



### ACTIVITY

Cumulative percentage of contracted UDA delivered 2016 & 2017



Month	Adjusted Scheduled Activity (UDA)	
	2016	2017
April	242	279
May	650	1,020
June	1,165	1,324
July	2,040	2,017
August	2,696	2,723
September	3,220	3,215
October	3,780	
November	4,380	
December	4,928	
January	5,390	
February	6,280	
March	6,584	
April	6,623	
May	6,690	
June	6,690	

### QUALITY

	Quantity	Base Number	Contract	AT	Region	England
% of FP17s for the same patient ID Re-attending within 3 months - Children	22	611	3.6%	9.8%	11.8%	12.4%
% of FP17s for the same patient ID Re-attending within 3 months - Adults	125	1,169	10.7%	15.8%	16.6%	16.7%
% of FP17s for the same patient ID Re-attending between 3 & 9 months - Children	464	611	75.9%	59.0%	60.2%	57.4%
% of FP17s for the same patient ID Re-attending between 3 & 9 months - Adults	804	1,169	68.8%	50.9%	52.0%	50.5%
% of FP17s for Band 1 Urgent Courses	87	1,693	5.1%	9.5%	9.4%	9.1%
% of FP17s Relating to Free Repair or Replacements	10	1,693	0.6%	0.6%	0.7%	0.8%
% of FP17s Relating to Continuations	11	1,693	0.6%	1.1%	1.2%	1.3%
% of Patients satisfied with the dentistry they have received	0	0	N/A	94.8%	93.6%	93.2%
% of Patients satisfied with the time they had to wait for an appointment	0	0	N/A	91.7%	89.1%	89.0%

\* This is based on patients treated on this contract for their most recent course of treatment. Figures in italics indicate the base number of FP17s or Patient Questionnaire responses are less than 100. N/A is shown where the base number of responses is less than 10 during the period. % is calculated as Quantity/Base number\*100

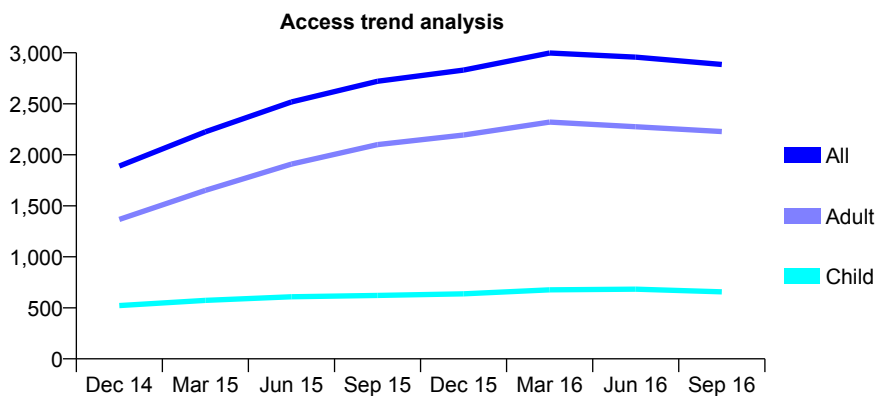
## Q68 - Vital Signs At a Glance Contract Report for 134023/0001 - September 2016

Name or company name	Bright Dental Clinic Limited
Contract type name	GDS Contract
Purpose of contract	General
Contract start date	01/04/2014
Contract end date	

16/17 Contracted general activity (UDA)	7,557
Carry forward general activity (UDA)	236
16/17 Contracted orthodontic activity (UOA)	0
Carry forward orthodontic activity (UOA)	0
Baseline contract value	£193,382.18

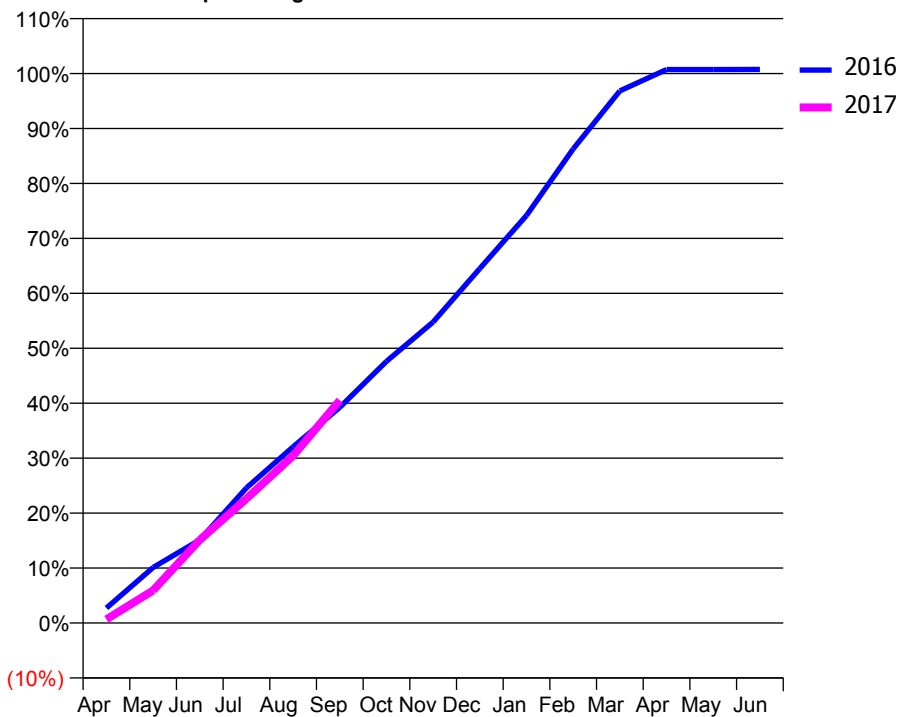
### ACCESS\*

Patients seen in 24 months	Total	Change since previous quarter
Quarter ending September 2015	2,721	
Quarter ending December 2015	2,831	↑
Quarter ending March 2016	2,998	↑
Quarter ending June 2016	2,958	↓
Quarter ending September 2016	2,885	↓
<b>Variance since September 2015</b>	<b>6.0%</b>	<b>↑</b>



### ACTIVITY

Cumulative percentage of contracted UDA delivered 2016 & 2017



Month	Adjusted Scheduled Activity (UDA)	
	2016	2017
April	207	51
May	764	449
June	1,144	1,143
July	1,858	1,711
August	2,424	2,300
September	2,966	3,064
October	3,599	
November	4,140	
December	4,876	
January	5,605	
February	6,520	
March	7,319	
April	7,612	
May	7,612	
June	7,614	

### QUALITY

	Quantity	Base Number	Contract	AT	Region	England
% of FP17s for the same patient ID Re-attending within 3 months - Children	39	445	8.8%	9.8%	11.8%	12.4%
% of FP17s for the same patient ID Re-attending within 3 months - Adults	164	1,312	12.5%	15.8%	16.6%	16.7%
% of FP17s for the same patient ID Re-attending between 3 & 9 months - Children	178	445	40.0%	59.0%	60.2%	57.4%
% of FP17s for the same patient ID Re-attending between 3 & 9 months - Adults	478	1,312	36.4%	50.9%	52.0%	50.5%
% of FP17s for Band 1 Urgent Courses	205	1,611	12.7%	9.5%	9.4%	9.1%
% of FP17s Relating to Free Repair or Replacements	3	1,611	0.2%	0.6%	0.7%	0.8%
% of FP17s Relating to Continuations	6	1,611	0.4%	1.1%	1.2%	1.3%
% of Patients satisfied with the dentistry they have received	0	0	N/A	94.8%	93.6%	93.2%
% of Patients satisfied with the time they had to wait for an appointment	0	0	N/A	91.7%	89.1%	89.0%

\* This is based on patients treated on this contract for their most recent course of treatment. Figures in italics indicate the base number of FP17s or Patient Questionnaire responses are less than 100. N/A is shown where the base number of responses is less than 10 during the period. % is calculated as Quantity/Base number\*100

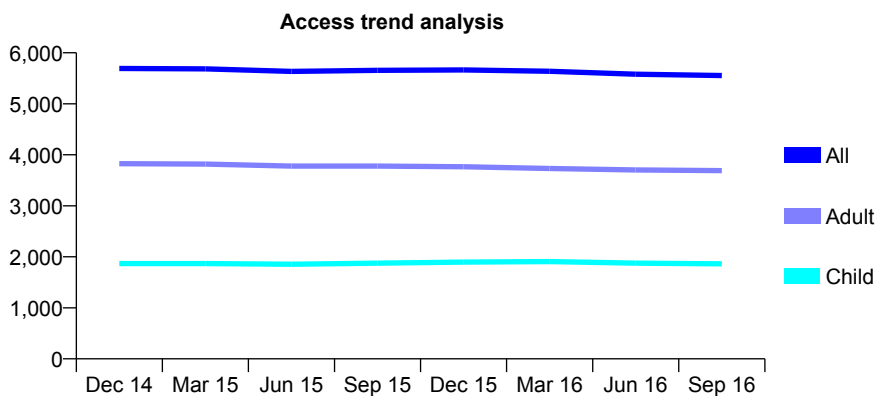
## Q68 - Vital Signs At a Glance Contract Report for 134635/0001 - September 2016

Name or company name	The Bosham Clinic Limited
Contract type name	GDS Contract
Purpose of contract	General
Contract start date	01/04/2011
Contract end date	

16/17 Contracted general activity (UDA)	16,055
Carry forward general activity (UDA)	130
16/17 Contracted orthodontic activity (UOA)	0
Carry forward orthodontic activity (UOA)	0
Baseline contract value	£410,748.96

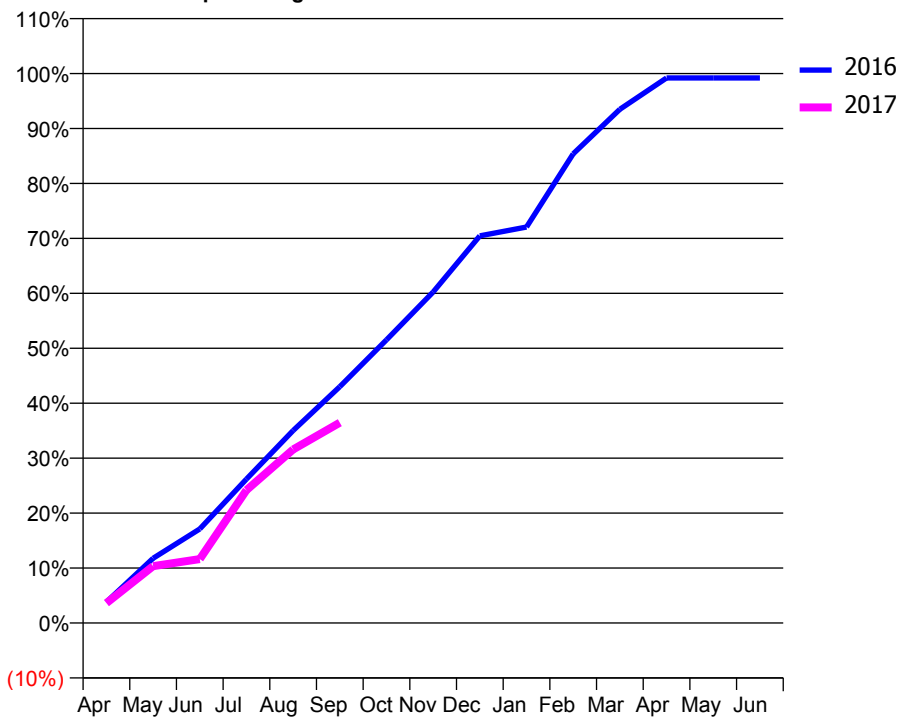
### ACCESS\*

Patients seen in 24 months	Total	Change since previous quarter
Quarter ending September 2015	5,657	
Quarter ending December 2015	5,664	→
Quarter ending March 2016	5,637	→
Quarter ending June 2016	5,580	↓
Quarter ending September 2016	5,553	→
<b>Variance since September 2015</b>	<b>(1.8%)</b>	<b>↓</b>



### ACTIVITY

Cumulative percentage of contracted UDA delivered 2016 & 2017



Adjusted Scheduled Activity (UDA)

Month	2016	2017
April	615	581
May	1,890	1,661
June	2,748	1,868
July	4,207	3,884
August	5,625	5,069
September	6,906	5,854
October	8,274	
November	9,674	
December	11,312	
January	11,569	
February	13,710	
March	15,010	
April	15,925	
May	15,925	
June	15,925	

### QUALITY

	Quantity	Base Number	Contract	AT	Region	England
% of FP17s for the same patient ID Re-attending within 3 months - Children	109	1,493	7.3%	9.8%	11.8%	12.4%
% of FP17s for the same patient ID Re-attending within 3 months - Adults	390	2,774	14.1%	15.8%	16.6%	16.7%
% of FP17s for the same patient ID Re-attending between 3 & 9 months - Children	1,051	1,493	70.4%	59.0%	60.2%	57.4%
% of FP17s for the same patient ID Re-attending between 3 & 9 months - Adults	1,918	2,774	69.1%	50.9%	52.0%	50.5%
% of FP17s for Band 1 Urgent Courses	159	3,721	4.3%	9.5%	9.4%	9.1%
% of FP17s Relating to Free Repair or Replacements	26	3,721	0.7%	0.6%	0.7%	0.8%
% of FP17s Relating to Continuations	87	3,721	2.3%	1.1%	1.2%	1.3%
% of Patients satisfied with the dentistry they have received	3	3	N/A	94.8%	93.6%	93.2%
% of Patients satisfied with the time they had to wait for an appointment	3	3	N/A	91.7%	89.1%	89.0%

\* This is based on patients treated on this contract for their most recent course of treatment. Figures in italics indicate the base number of FP17s or Patient Questionnaire responses are less than 100. N/A is shown where the base number of responses is less than 10 during the period. % is calculated as Quantity/Base number\*100



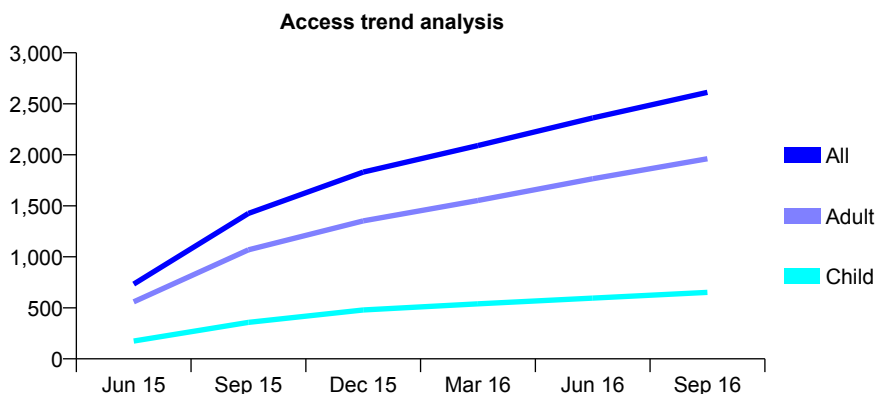
## Q68 - Vital Signs At a Glance Contract Report for 137006/0001 - September 2016

Name or company name	Mr R M Qureshi and Mr W Akhtar
Contract type name	GDS Contract
Purpose of contract	General
Contract start date	01/04/2015
Contract end date	

16/17 Contracted general activity (UDA)	8,158
Carry forward general activity (UDA)	66
16/17 Contracted orthodontic activity (UOA)	0
Carry forward orthodontic activity (UOA)	0
Baseline contract value	£191,862.66

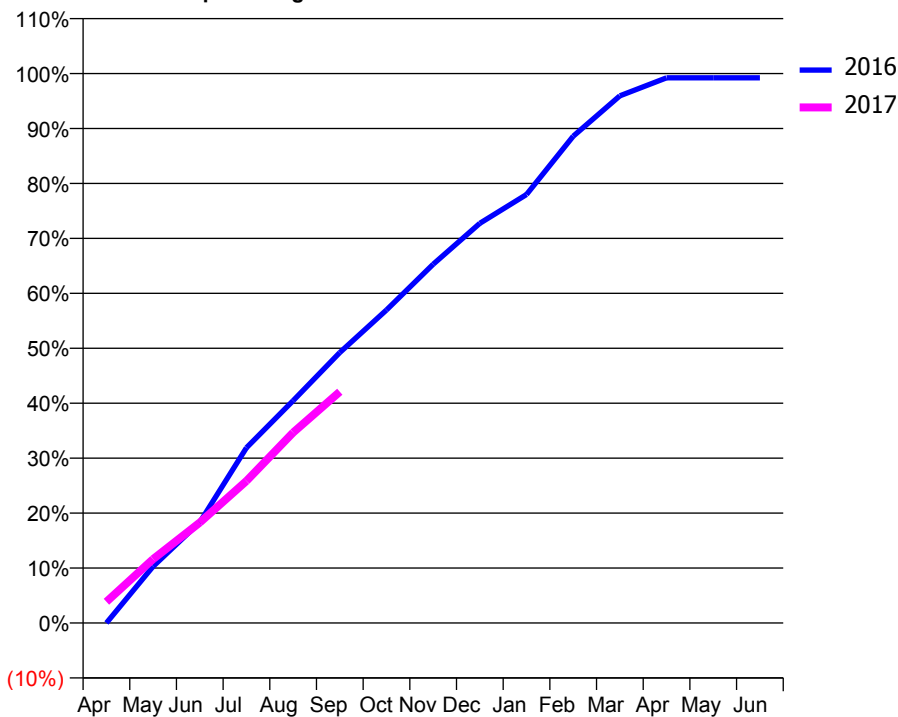
### ACCESS\*

Patients seen in 24 months	Total	Change since previous quarter
Quarter ending September 2015	1,426	
Quarter ending December 2015	1,831	↑
Quarter ending March 2016	2,091	↑
Quarter ending June 2016	2,362	↑
Quarter ending September 2016	2,613	↑
<b>Variance since September 2015</b>	<b>83.2%</b>	<b>↑</b>



### ACTIVITY

Cumulative percentage of contracted UDA delivered 2016 & 2017



Month	Adjusted Scheduled Activity (UDA)	
	2016	2017
April	0	315
May	868	949
June	1,545	1,493
July	2,686	2,108
August	3,408	2,828
September	4,147	3,434
October	4,799	
November	5,499	
December	6,126	
January	6,568	
February	7,461	
March	8,082	
April	8,356	
May	8,356	
June	8,357	

### QUALITY

	Quantity	Base Number	Contract	AT	Region	England
% of FP17s for the same patient ID Re-attending within 3 months - Children	24	418	5.7%	9.8%	11.8%	12.4%
% of FP17s for the same patient ID Re-attending within 3 months - Adults	110	1,119	9.8%	15.8%	16.6%	16.7%
% of FP17s for the same patient ID Re-attending between 3 & 9 months - Children	169	418	40.4%	59.0%	60.2%	57.4%
% of FP17s for the same patient ID Re-attending between 3 & 9 months - Adults	334	1,119	29.8%	50.9%	52.0%	50.5%
% of FP17s for Band 1 Urgent Courses	251	1,442	17.4%	9.5%	9.4%	9.1%
% of FP17s Relating to Free Repair or Replacements	1	1,442	0.1%	0.6%	0.7%	0.8%
% of FP17s Relating to Continuations	4	1,442	0.3%	1.1%	1.2%	1.3%
% of Patients satisfied with the dentistry they have received	2	2	N/A	94.8%	93.6%	93.2%
% of Patients satisfied with the time they had to wait for an appointment	1	2	N/A	91.7%	89.1%	89.0%

\* This is based on patients treated on this contract for their most recent course of treatment. Figures in italics indicate the base number of FP17s or Patient Questionnaire responses are less than 100. N/A is shown where the base number of responses is less than 10 during the period. % is calculated as Quantity/Base number\*100

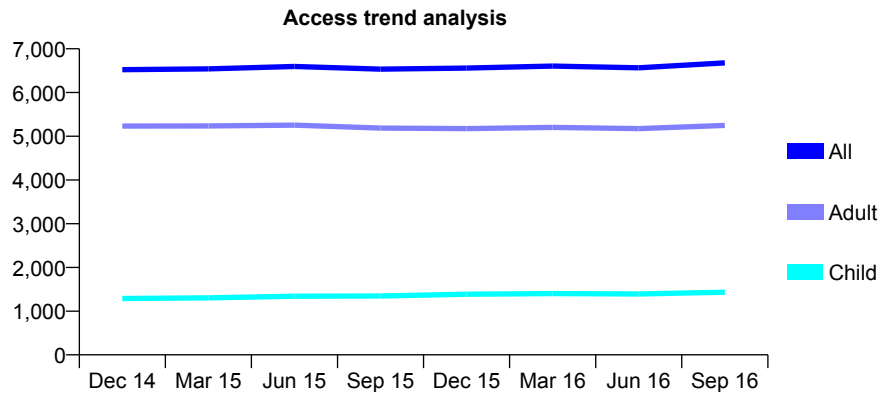
## Q68 - Vital Signs At a Glance Contract Report for 137227/0001 - September 2016

Name or company name	Mr A Pangotra and Associates
Contract type name	GDS Contract
Purpose of contract	General
Contract start date	01/08/2012
Contract end date	

16/17 Contracted general activity (UDA)	23,000
Carry forward general activity (UDA)	-41
16/17 Contracted orthodontic activity (UOA)	0
Carry forward orthodontic activity (UOA)	0
Baseline contract value	£673,005.92

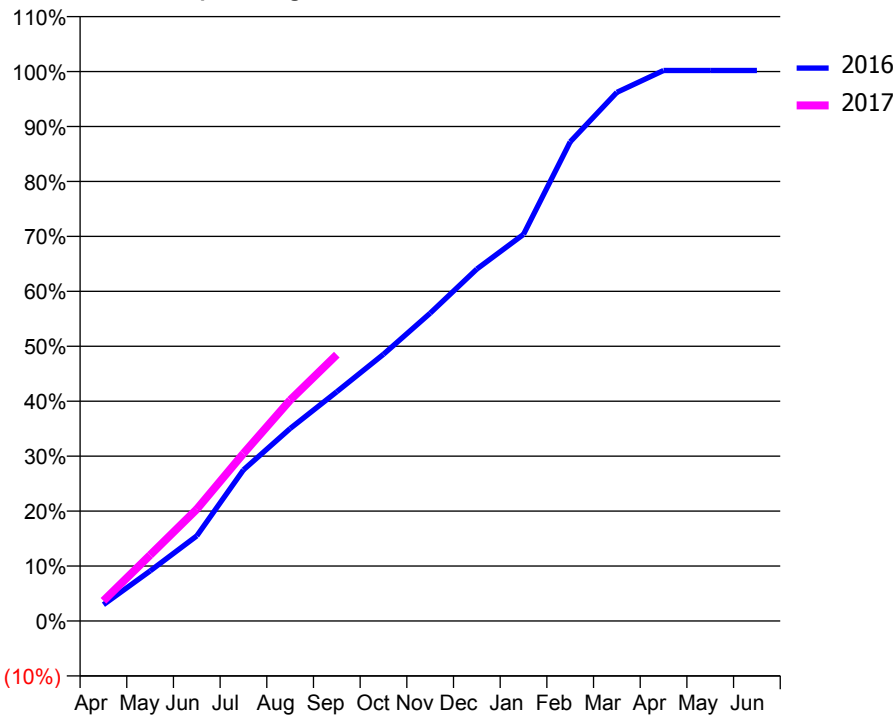
### ACCESS\*

Patients seen in 24 months	Total	Change since previous quarter
Quarter ending September 2015	6,536	
Quarter ending December 2015	6,560	→
Quarter ending March 2016	6,604	→
Quarter ending June 2016	6,565	→
Quarter ending September 2016	6,679	→
<b>Variance since September 2015</b>	<b>2.2%</b>	<b>↑</b>



### ACTIVITY

Cumulative percentage of contracted UDA delivered 2016 & 2017



Month	Adjusted Scheduled Activity (UDA)	
	2016	2017
April	684	846
May	2,098	2,759
June	3,566	4,682
July	6,324	7,014
August	8,057	9,246
September	9,600	11,147
October	11,168	
November	12,887	
December	14,733	
January	16,185	
February	20,056	
March	22,127	
April	23,041	
May	23,041	
June	23,041	

### QUALITY

	Quantity	Base Number	Contract	AT	Region	England
% of FP17s for the same patient ID Re-attending within 3 months - Children	92	971	9.5%	9.8%	11.8%	12.4%
% of FP17s for the same patient ID Re-attending within 3 months - Adults	681	3,393	20.1%	15.8%	16.6%	16.7%
% of FP17s for the same patient ID Re-attending between 3 & 9 months - Children	470	971	48.4%	59.0%	60.2%	57.4%
% of FP17s for the same patient ID Re-attending between 3 & 9 months - Adults	1,460	3,393	43.0%	50.9%	52.0%	50.5%
% of FP17s for Band 1 Urgent Courses	485	4,054	12.0%	9.5%	9.4%	9.1%
% of FP17s Relating to Free Repair or Replacements	6	4,054	0.1%	0.6%	0.7%	0.8%
% of FP17s Relating to Continuations	162	4,054	4.0%	1.1%	1.2%	1.3%
% of Patients satisfied with the dentistry they have received	6	7	N/A	94.8%	93.6%	93.2%
% of Patients satisfied with the time they had to wait for an appointment	6	7	N/A	91.7%	89.1%	89.0%

\* This is based on patients treated on this contract for their most recent course of treatment. Figures in italics indicate the base number of FP17s or Patient Questionnaire responses are less than 100. N/A is shown where the base number of responses is less than 10 during the period. % is calculated as Quantity/Base number\*100

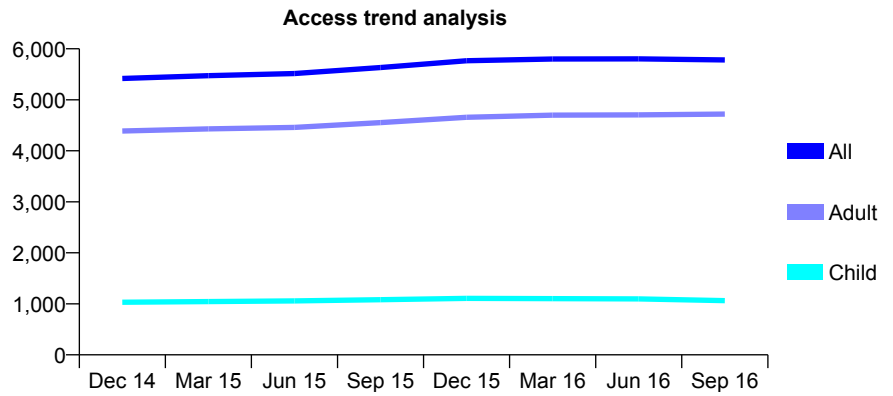
## Q68 - Vital Signs At a Glance Contract Report for 138053/0001 - September 2016

Name or company name	Richmond House Practice Limited
Contract type name	GDS Contract
Purpose of contract	General
Contract start date	01/10/2011
Contract end date	

16/17 Contracted general activity (UDA)	16,550
Carry forward general activity (UDA)	0
16/17 Contracted orthodontic activity (UOA)	0
Carry forward orthodontic activity (UOA)	0
Baseline contract value	£456,581.05

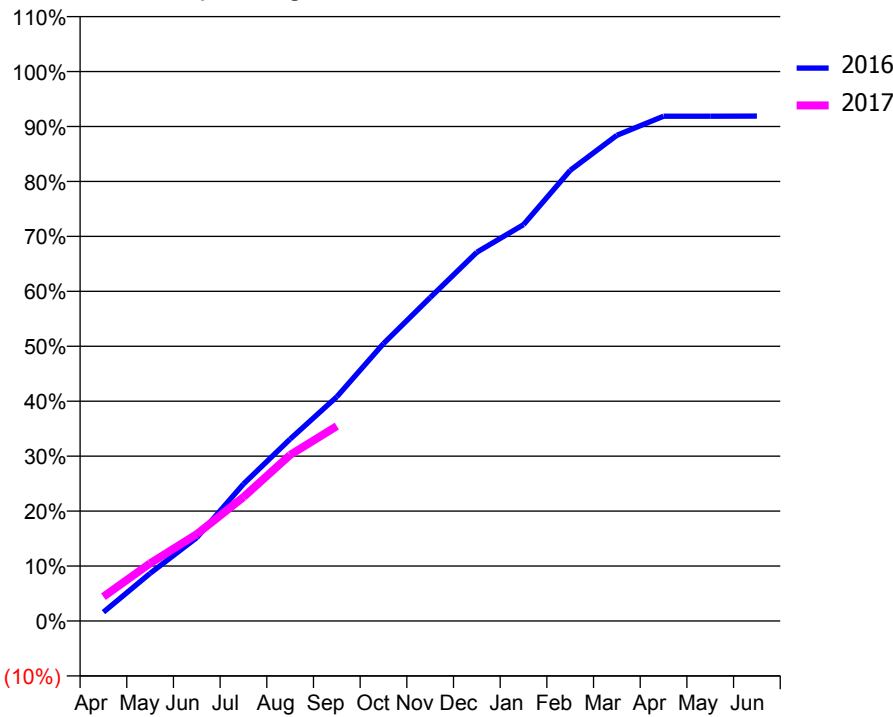
### ACCESS\*

Patients seen in 24 months	Total	Change since previous quarter
Quarter ending September 2015	5,632	
Quarter ending December 2015	5,765	↑
Quarter ending March 2016	5,800	→
Quarter ending June 2016	5,802	→
Quarter ending September 2016	5,783	→
<b>Variance since September 2015</b>	<b>2.7%</b>	<b>↑</b>



### ACTIVITY

Cumulative percentage of contracted UDA delivered 2016 & 2017



Month	Adjusted Scheduled Activity (UDA)	
	2016	2017
April	267	732
May	1,435	1,736
June	2,511	2,618
July	4,125	3,735
August	5,481	5,002
September	6,754	5,871
October	8,355	
November	9,740	
December	11,105	
January	11,938	
February	13,571	
March	14,629	
April	15,204	
May	15,204	
June	15,206	

### QUALITY

	Quantity	Base Number	Contract	AT	Region	England
% of FP17s for the same patient ID Re-attending within 3 months - Children	37	764	4.8%	9.8%	11.8%	12.4%
% of FP17s for the same patient ID Re-attending within 3 months - Adults	405	3,217	12.6%	15.8%	16.6%	16.7%
% of FP17s for the same patient ID Re-attending between 3 & 9 months - Children	496	764	64.9%	59.0%	60.2%	57.4%
% of FP17s for the same patient ID Re-attending between 3 & 9 months - Adults	1,812	3,217	56.3%	50.9%	52.0%	50.5%
% of FP17s for Band 1 Urgent Courses	198	3,435	5.8%	9.5%	9.4%	9.1%
% of FP17s Relating to Free Repair or Replacements	18	3,435	0.5%	0.6%	0.7%	0.8%
% of FP17s Relating to Continuations	73	3,435	2.1%	1.1%	1.2%	1.3%
% of Patients satisfied with the dentistry they have received	2	2	N/A	94.8%	93.6%	93.2%
% of Patients satisfied with the time they had to wait for an appointment	2	2	N/A	91.7%	89.1%	89.0%

\* This is based on patients treated on this contract for their most recent course of treatment. Figures in italics indicate the base number of FP17s or Patient Questionnaire responses are less than 100. N/A is shown where the base number of responses is less than 10 during the period. % is calculated as Quantity/Base number\*100

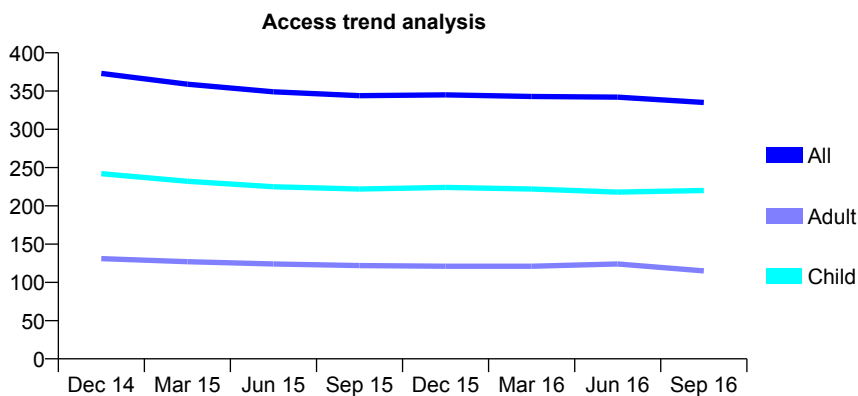
## Q68 - Vital Signs At a Glance Contract Report for 141011/0001 - September 2016

Name or company name	APF Dental Practice
Contract type name	GDS Contract
Purpose of contract	General
Contract start date	01/04/2006
Contract end date	

16/17 Contracted general activity (UDA)	830
Carry forward general activity (UDA)	0
16/17 Contracted orthodontic activity (UOA)	0
Carry forward orthodontic activity (UOA)	0
Baseline contract value	£23,043.20

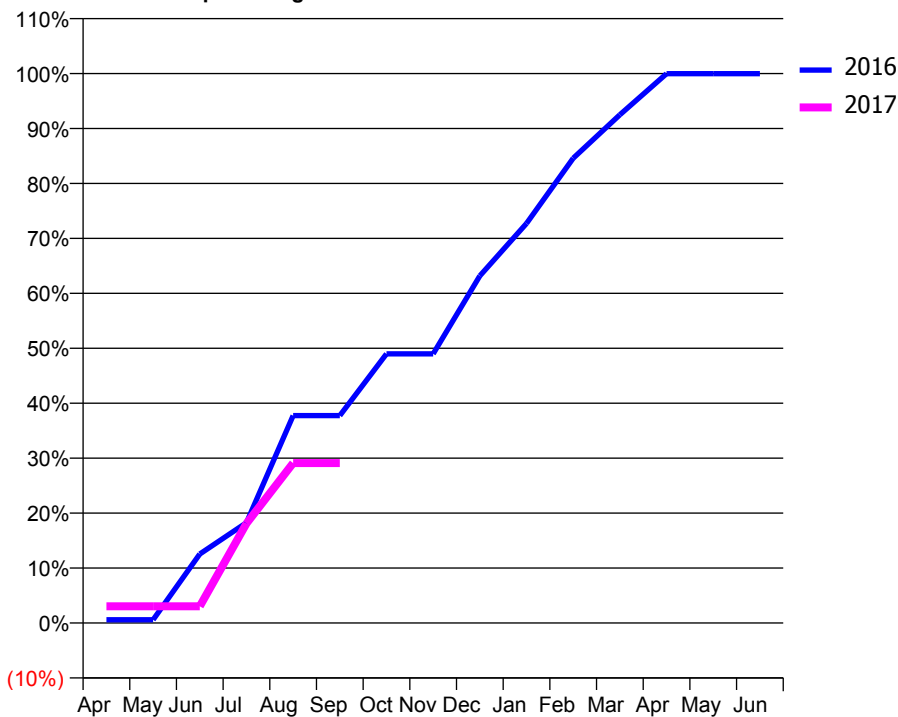
### ACCESS\*

Patients seen in 24 months	Total	Change since previous quarter
Quarter ending September 2015	344	
Quarter ending December 2015	345	→
Quarter ending March 2016	343	→
Quarter ending June 2016	342	→
Quarter ending September 2016	335	↓
<b>Variance since September 2015</b>	<b>(2.6%)</b>	<b>↓</b>



### ACTIVITY

Cumulative percentage of contracted UDA delivered 2016 & 2017



Adjusted Scheduled Activity (UDA)

Month	2016	2017
April	5	25
May	5	25
June	104	25
July	152	150
August	313	242
September	313	242
October	407	
November	407	
December	524	
January	604	
February	702	
March	768	
April	830	
May	830	
June	830	

### QUALITY

	Quantity	Base Number	Contract	AT	Region	England
% of FP17s for the same patient ID Re-attending within 3 months - Children	12	160	7.5%	9.8%	11.8%	12.4%
% of FP17s for the same patient ID Re-attending within 3 months - Adults	4	68	5.9%	15.8%	16.6%	16.7%
% of FP17s for the same patient ID Re-attending between 3 & 9 months - Children	122	160	76.3%	59.0%	60.2%	57.4%
% of FP17s for the same patient ID Re-attending between 3 & 9 months - Adults	51	68	75.0%	50.9%	52.0%	50.5%
% of FP17s for Band 1 Urgent Courses	3	196	1.5%	9.5%	9.4%	9.1%
% of FP17s Relating to Free Repair or Replacements	0	196	0.0%	0.6%	0.7%	0.8%
% of FP17s Relating to Continuations	4	196	2.0%	1.1%	1.2%	1.3%
% of Patients satisfied with the dentistry they have received	0	0	N/A	94.8%	93.6%	93.2%
% of Patients satisfied with the time they had to wait for an appointment	0	0	N/A	91.7%	89.1%	89.0%

\* This is based on patients treated on this contract for their most recent course of treatment. Figures in italics indicate the base number of FP17s or Patient Questionnaire responses are less than 100. N/A is shown where the base number of responses is less than 10 during the period. % is calculated as Quantity/Base number\*100

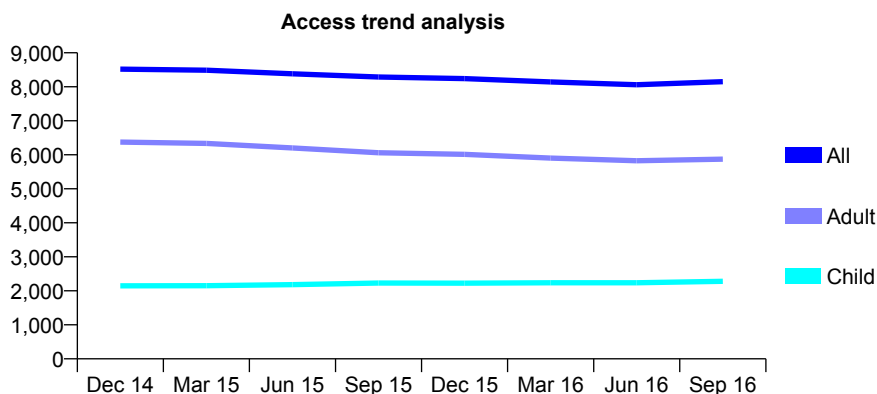
## Q68 - Vital Signs At a Glance Contract Report for 141127/0001 - September 2016

Name or company name	Mr S A Butt & Mr S Butt
Contract type name	Pilot Contract
Purpose of contract	General
Contract start date	01/08/2011
Contract end date	

16/17 Contracted general activity (UDA)	31,276
Carry forward general activity (UDA)	0
16/17 Contracted orthodontic activity (UOA)	0
Carry forward orthodontic activity (UOA)	0
Baseline contract value	£746,604.94

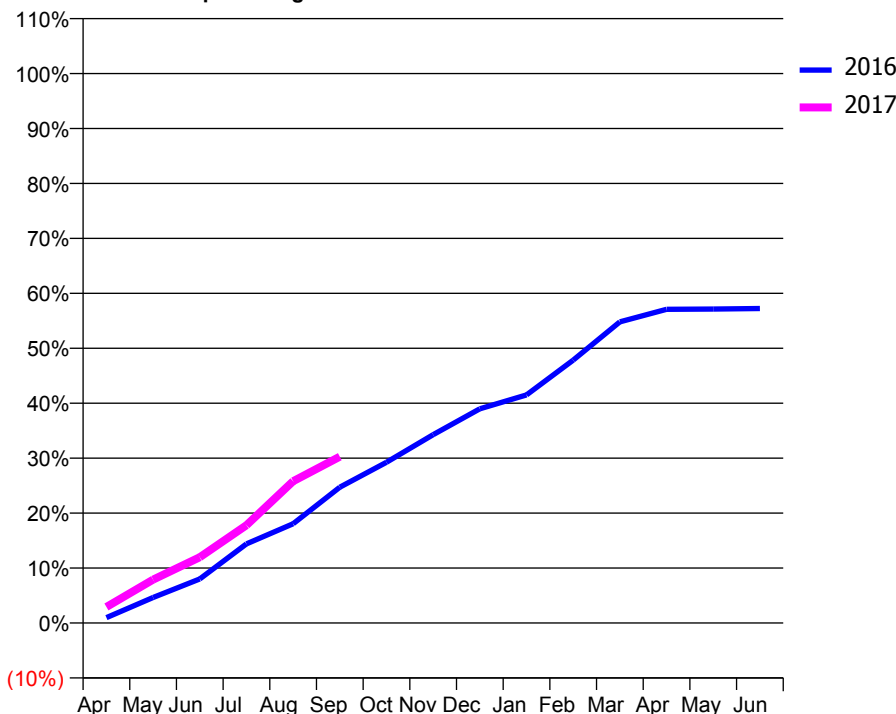
### ACCESS\*

Patients seen in 24 months	Total	Change since previous quarter
Quarter ending September 2015	8,290	
Quarter ending December 2015	8,240	→
Quarter ending March 2016	8,142	↓
Quarter ending June 2016	8,061	→
Quarter ending September 2016	8,152	→
<b>Variance since September 2015</b>	<b>(1.7%)</b>	<b>↓</b>



### ACTIVITY

Cumulative percentage of contracted UDA delivered 2016 & 2017



Adjusted Scheduled Activity (UDA)

Month	2016	2017
April	305	915
May	1,452	2,473
June	2,505	3,746
July	4,504	5,570
August	5,654	8,075
September	7,731	9,472
October	9,147	
November	10,718	
December	12,196	
January	12,986	
February	14,963	
March	17,142	
April	17,854	
May	17,874	
June	17,903	

### QUALITY

	Quantity	Base Number	Contract	AT	Region	England
% of FP17s for the same patient ID Re-attending within 3 months - Children	146	1,534	9.5%	9.8%	11.8%	12.4%
% of FP17s for the same patient ID Re-attending within 3 months - Adults	605	3,364	18.0%	15.8%	16.6%	16.7%
% of FP17s for the same patient ID Re-attending between 3 & 9 months - Children	750	1,534	48.9%	59.0%	60.2%	57.4%
% of FP17s for the same patient ID Re-attending between 3 & 9 months - Adults	998	3,364	29.7%	50.9%	52.0%	50.5%
% of FP17s for Band 1 Urgent Courses	549	3,825	14.4%	9.5%	9.4%	9.1%
% of FP17s Relating to Free Repair or Replacements	20	3,825	0.5%	0.6%	0.7%	0.8%
% of FP17s Relating to Continuations	9	3,825	0.2%	1.1%	1.2%	1.3%
% of Patients satisfied with the dentistry they have received	4	4	N/A	94.8%	93.6%	93.2%
% of Patients satisfied with the time they had to wait for an appointment	2	4	N/A	91.7%	89.1%	89.0%

\* This is based on patients treated on this contract for their most recent course of treatment. Figures in italics indicate the base number of FP17s or Patient Questionnaire responses are less than 100. N/A is shown where the base number of responses is less than 10 during the period. % is calculated as Quantity/Base number\*100

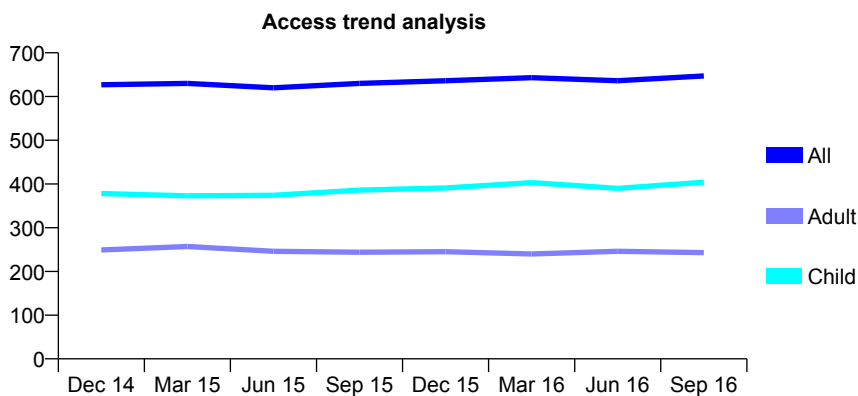
## Q68 - Vital Signs At a Glance Contract Report for 141410/0001 - September 2016

Name or company name	Ucer Ltd
Contract type name	GDS Contract
Purpose of contract	General
Contract start date	01/10/2009
Contract end date	

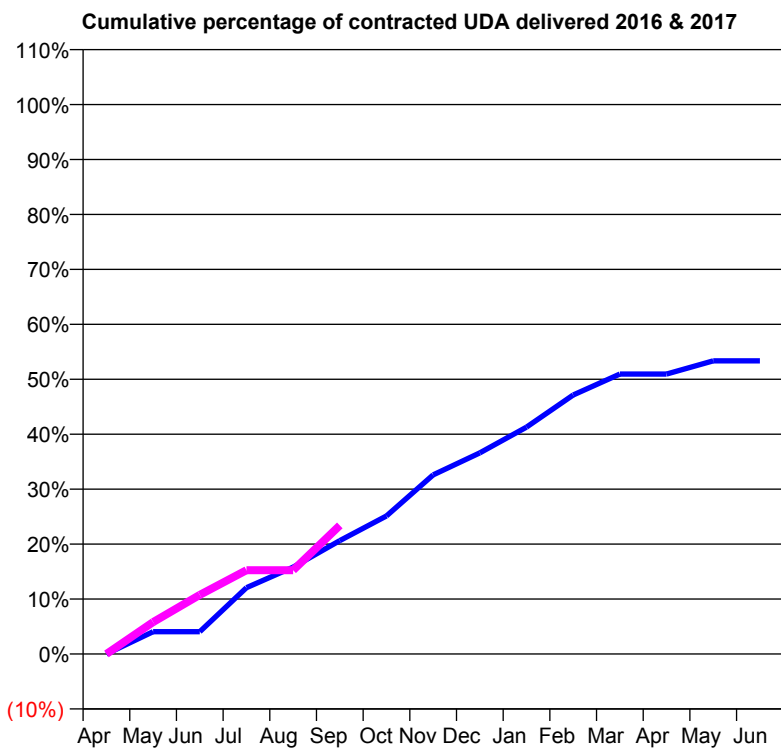
16/17 Contracted general activity (UDA)	2,500
Carry forward general activity (UDA)	0
16/17 Contracted orthodontic activity (UOA)	0
Carry forward orthodontic activity (UOA)	0
Baseline contract value	£55,555.00

### ACCESS\*

Patients seen in 24 months	Total	Change since previous quarter
Quarter ending September 2015	630	
Quarter ending December 2015	636	→
Quarter ending March 2016	643	→
Quarter ending June 2016	636	↓
Quarter ending September 2016	647	→
<b>Variance since September 2015</b>	<b>2.7%</b>	<b>↑</b>



### ACTIVITY



Month	Adjusted Scheduled Activity (UDA)	
	2016	2017
April	0	0
May	102	146
June	102	269
July	302	381
August	395	381
September	516	585
October	628	
November	815	
December	915	
January	1,032	
February	1,178	
March	1,274	
April	1,274	
May	1,334	
June	1,334	

### QUALITY

	Quantity	Base Number	Contract	AT	Region	England
% of FP17s for the same patient ID Re-attending within 3 months - Children	11	273	4.0%	9.8%	11.8%	12.4%
% of FP17s for the same patient ID Re-attending within 3 months - Adults	16	128	12.5%	15.8%	16.6%	16.7%
% of FP17s for the same patient ID Re-attending between 3 & 9 months - Children	180	273	65.9%	59.0%	60.2%	57.4%
% of FP17s for the same patient ID Re-attending between 3 & 9 months - Adults	62	128	48.4%	50.9%	52.0%	50.5%
% of FP17s for Band 1 Urgent Courses	25	367	6.8%	9.5%	9.4%	9.1%
% of FP17s Relating to Free Repair or Replacements	0	367	0.0%	0.6%	0.7%	0.8%
% of FP17s Relating to Continuations	2	367	0.5%	1.1%	1.2%	1.3%
% of Patients satisfied with the dentistry they have received	1	1	N/A	94.8%	93.6%	93.2%
% of Patients satisfied with the time they had to wait for an appointment	1	1	N/A	91.7%	89.1%	89.0%

\* This is based on patients treated on this contract for their most recent course of treatment. Figures in italics indicate the base number of FP17s or Patient Questionnaire responses are less than 100. N/A is shown where the base number of responses is less than 10 during the period. % is calculated as Quantity/Base number\*100

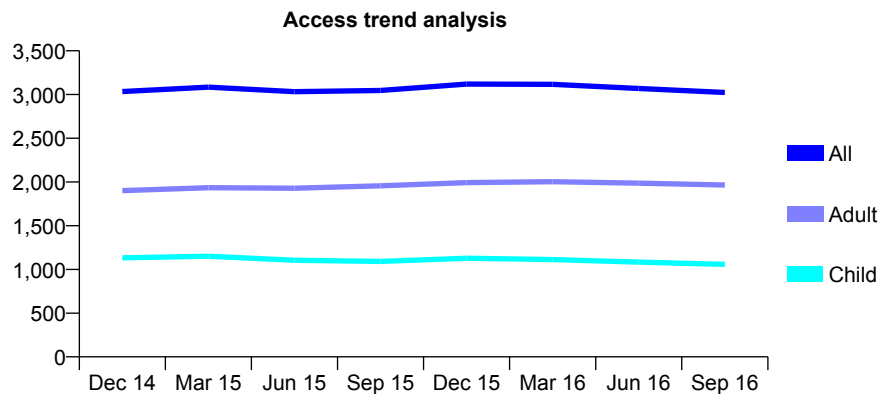
## Q68 - Vital Signs At a Glance Contract Report for 144258/0001 - September 2016

Name or company name	Brighton Dental Services
Contract type name	PDS Contract
Purpose of contract	General
Contract start date	01/04/2006
Contract end date	31/03/2017

16/17 Contracted general activity (UDA)	8,074
Carry forward general activity (UDA)	0
16/17 Contracted orthodontic activity (UOA)	0
Carry forward orthodontic activity (UOA)	0
Baseline contract value	£1,634,507.53

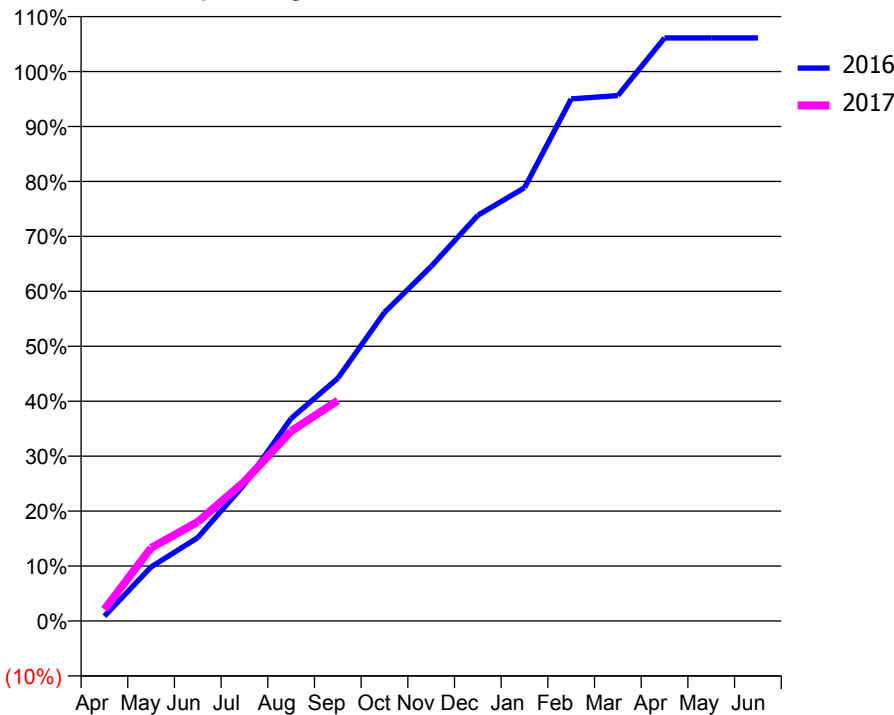
### ACCESS\*

Patients seen in 24 months	Total	Change since previous quarter
Quarter ending September 2015	3,047	
Quarter ending December 2015	3,120	↑
Quarter ending March 2016	3,116	→
Quarter ending June 2016	3,069	↓
Quarter ending September 2016	3,023	↓
<b>Variance since September 2015</b>	<b>(0.8%)</b>	→



### ACTIVITY

Cumulative percentage of contracted UDA delivered 2016 & 2017



Month	Adjusted Scheduled Activity (UDA)	
	2016	2017
April	72	171
May	794	1,075
June	1,226	1,457
July	2,009	2,050
August	2,978	2,788
September	3,568	3,240
October	4,536	
November	5,212	
December	5,961	
January	6,366	
February	7,673	
March	7,720	
April	8,567	
May	8,567	
June	8,568	

### QUALITY

	Quantity	Base Number	Contract	AT	Region	England
% of FP17s for the same patient ID Re-attending within 3 months - Children	104	779	13.4%	9.8%	11.8%	12.4%
% of FP17s for the same patient ID Re-attending within 3 months - Adults	201	1,070	18.8%	15.8%	16.6%	16.7%
% of FP17s for the same patient ID Re-attending between 3 & 9 months - Children	343	779	44.0%	59.0%	60.2%	57.4%
% of FP17s for the same patient ID Re-attending between 3 & 9 months - Adults	428	1,070	40.0%	50.9%	52.0%	50.5%
% of FP17s for Band 1 Urgent Courses	137	1,479	9.3%	9.5%	9.4%	9.1%
% of FP17s Relating to Free Repair or Replacements	6	1,479	0.4%	0.6%	0.7%	0.8%
% of FP17s Relating to Continuations	0	1,479	0.0%	1.1%	1.2%	1.3%
% of Patients satisfied with the dentistry they have received	1	1	N/A	94.8%	93.6%	93.2%
% of Patients satisfied with the time they had to wait for an appointment	1	1	N/A	91.7%	89.1%	89.0%

\* This is based on patients treated on this contract for their most recent course of treatment. Figures in italics indicate the base number of FP17s or Patient Questionnaire responses are less than 100. N/A is shown where the base number of responses is less than 10 during the period. % is calculated as Quantity/Base number\*100



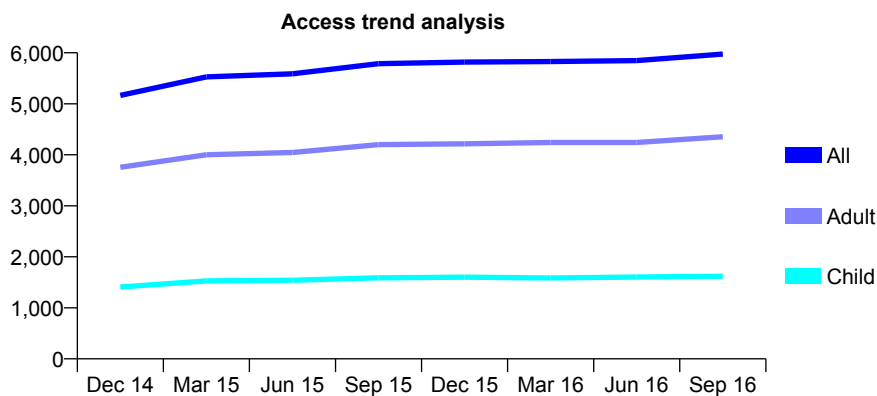
## Q68 - Vital Signs At a Glance Contract Report for 146773/0001 - September 2016

Name or company name	Shoreham Oral Care Limited
Contract type name	GDS Contract
Purpose of contract	General
Contract start date	01/12/2006
Contract end date	

16/17 Contracted general activity (UDA)	22,826
Carry forward general activity (UDA)	-139
16/17 Contracted orthodontic activity (UOA)	0
Carry forward orthodontic activity (UOA)	0
Baseline contract value	£657,894.94

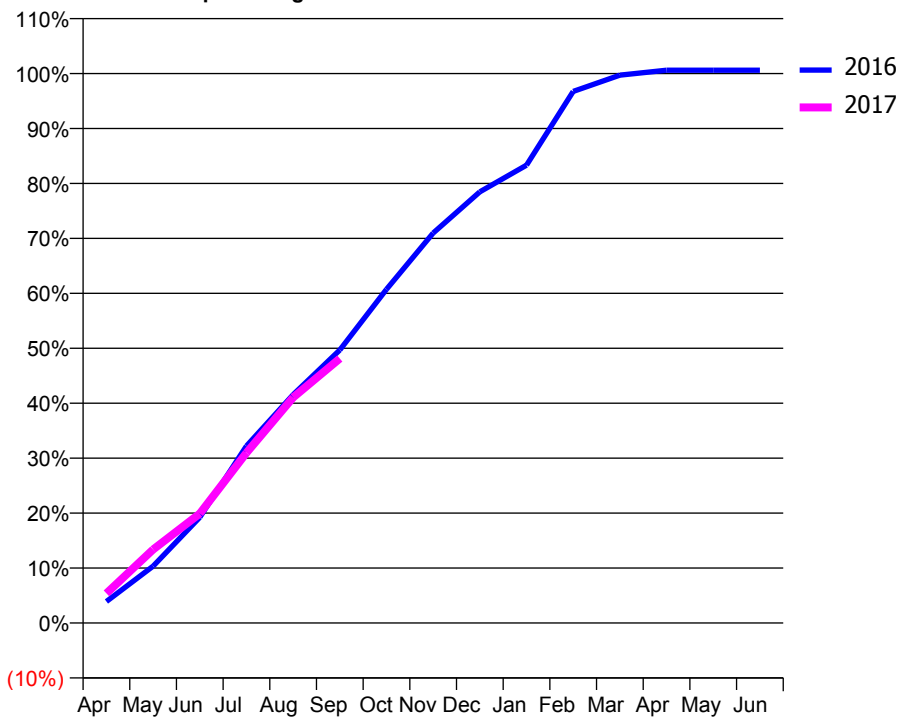
### ACCESS\*

Patients seen in 24 months	Total	Change since previous quarter
Quarter ending September 2015	5,786	
Quarter ending December 2015	5,818	→
Quarter ending March 2016	5,828	→
Quarter ending June 2016	5,848	→
Quarter ending September 2016	5,975	↑
<b>Variance since September 2015</b>	<b>3.3%</b>	<b>↑</b>



### ACTIVITY

Cumulative percentage of contracted UDA delivered 2016 & 2017



Month	Adjusted Scheduled Activity (UDA)	
	2016	2017
April	892	1,231
May	2,362	3,057
June	4,387	4,546
July	7,352	7,070
August	9,487	9,368
September	11,341	10,988
October	13,862	
November	16,199	
December	17,912	
January	19,016	
February	22,084	
March	22,759	
April	22,963	
May	22,964	
June	22,965	

### QUALITY

	Quantity	Base Number	Contract	AT	Region	England
% of FP17s for the same patient ID Re-attending within 3 months - Children	70	1,304	5.4%	9.8%	11.8%	12.4%
% of FP17s for the same patient ID Re-attending within 3 months - Adults	452	3,030	14.9%	15.8%	16.6%	16.7%
% of FP17s for the same patient ID Re-attending between 3 & 9 months - Children	835	1,304	64.0%	59.0%	60.2%	57.4%
% of FP17s for the same patient ID Re-attending between 3 & 9 months - Adults	1,700	3,030	56.1%	50.9%	52.0%	50.5%
% of FP17s for Band 1 Urgent Courses	324	4,256	7.6%	9.5%	9.4%	9.1%
% of FP17s Relating to Free Repair or Replacements	9	4,256	0.2%	0.6%	0.7%	0.8%
% of FP17s Relating to Continuations	82	4,256	1.9%	1.1%	1.2%	1.3%
% of Patients satisfied with the dentistry they have received	5	5	N/A	94.8%	93.6%	93.2%
% of Patients satisfied with the time they had to wait for an appointment	5	5	N/A	91.7%	89.1%	89.0%

\* This is based on patients treated on this contract for their most recent course of treatment. Figures in italics indicate the base number of FP17s or Patient Questionnaire responses are less than 100. N/A is shown where the base number of responses is less than 10 during the period. % is calculated as Quantity/Base number\*100

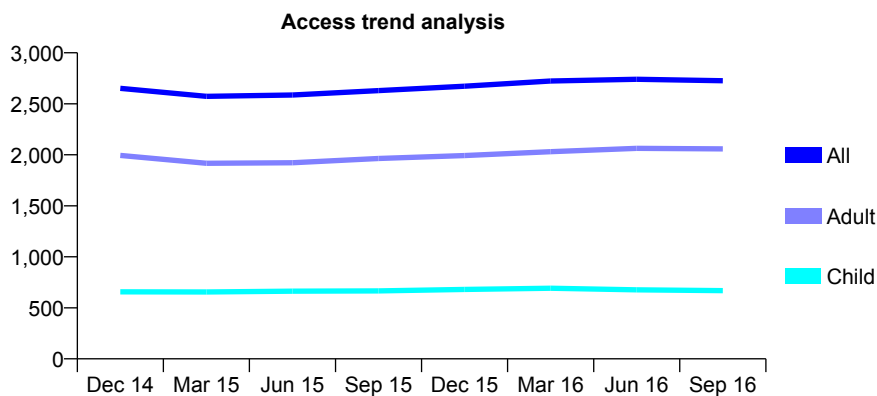
## Q68 - Vital Signs At a Glance Contract Report for 147400/0001 - September 2016

Name or company name	Woodcroft Dental Practice Ltd
Contract type name	GDS Contract
Purpose of contract	General
Contract start date	01/04/2010
Contract end date	

16/17 Contracted general activity (UDA)	9,400
Carry forward general activity (UDA)	63
16/17 Contracted orthodontic activity (UOA)	0
Carry forward orthodontic activity (UOA)	0
Baseline contract value	£306,470.46

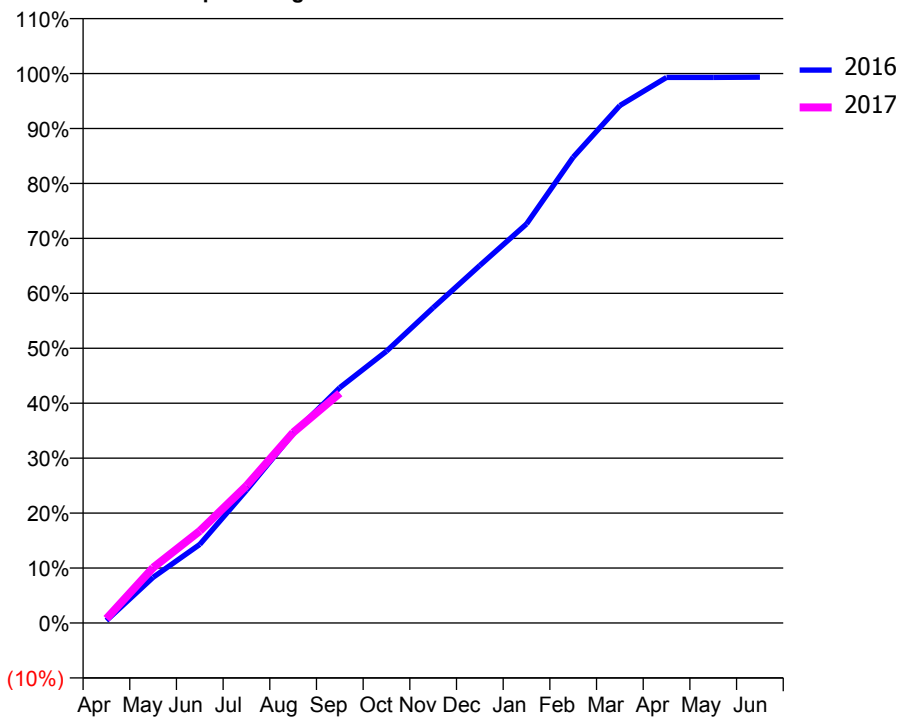
### ACCESS\*

Patients seen in 24 months	Total	Change since previous quarter
Quarter ending September 2015	2,630	
Quarter ending December 2015	2,673	→
Quarter ending March 2016	2,723	→
Quarter ending June 2016	2,740	→
Quarter ending September 2016	2,726	→
<b>Variance since September 2015</b>	<b>3.7%</b>	<b>↑</b>



### ACTIVITY

Cumulative percentage of contracted UDA delivered 2016 & 2017



Month	Adjusted Scheduled Activity (UDA)	
	2016	2017
April	43	75
May	781	948
June	1,345	1,574
July	2,271	2,348
August	3,241	3,259
September	4,026	3,931
October	4,651	
November	5,393	
December	6,116	
January	6,826	
February	7,968	
March	8,852	
April	9,332	
May	9,334	
June	9,337	

### QUALITY

	Quantity	Base Number	Contract	AT	Region	England
% of FP17s for the same patient ID Re-attending within 3 months - Children	44	563	7.8%	9.8%	11.8%	12.4%
% of FP17s for the same patient ID Re-attending within 3 months - Adults	252	1,669	15.1%	15.8%	16.6%	16.7%
% of FP17s for the same patient ID Re-attending between 3 & 9 months - Children	404	563	71.8%	59.0%	60.2%	57.4%
% of FP17s for the same patient ID Re-attending between 3 & 9 months - Adults	1,046	1,669	62.7%	50.9%	52.0%	50.5%
% of FP17s for Band 1 Urgent Courses	94	2,017	4.7%	9.5%	9.4%	9.1%
% of FP17s Relating to Free Repair or Replacements	5	2,017	0.2%	0.6%	0.7%	0.8%
% of FP17s Relating to Continuations	23	2,017	1.1%	1.1%	1.2%	1.3%
% of Patients satisfied with the dentistry they have received	4	4	N/A	94.8%	93.6%	93.2%
% of Patients satisfied with the time they had to wait for an appointment	4	4	N/A	91.7%	89.1%	89.0%

\* This is based on patients treated on this contract for their most recent course of treatment. Figures in italics indicate the base number of FP17s or Patient Questionnaire responses are less than 100. N/A is shown where the base number of responses is less than 10 during the period. % is calculated as Quantity/Base number\*100

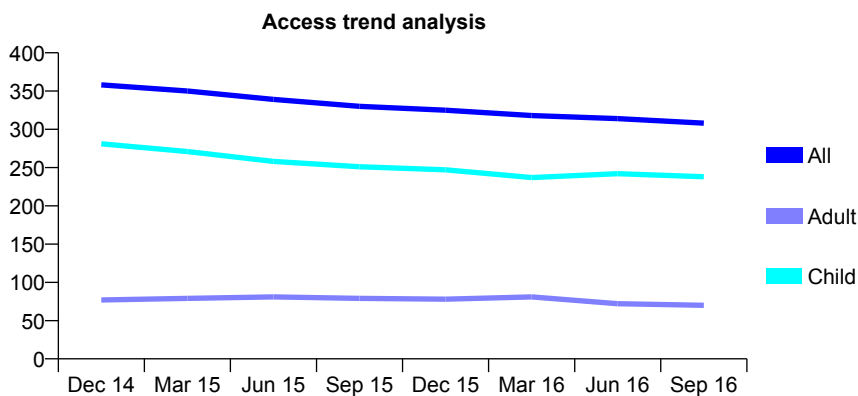
## Q68 - Vital Signs At a Glance Contract Report for 148245/0001 - September 2016

Name or company name	Donovan's Dental Practice Limited
Contract type name	GDS Contract
Purpose of contract	General
Contract start date	01/04/2011
Contract end date	

16/17 Contracted general activity (UDA)	500
Carry forward general activity (UDA)	0
16/17 Contracted orthodontic activity (UOA)	0
Carry forward orthodontic activity (UOA)	0
Baseline contract value	£11,804.78

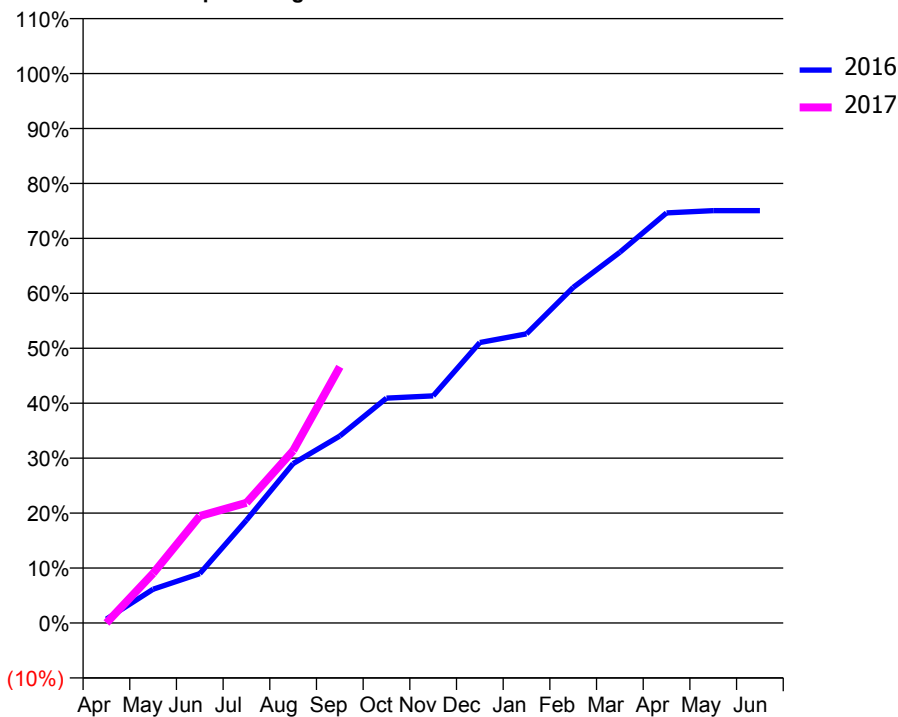
### ACCESS\*

Patients seen in 24 months	Total	Change since previous quarter
Quarter ending September 2015	330	
Quarter ending December 2015	325	↓
Quarter ending March 2016	318	↓
Quarter ending June 2016	314	↓
Quarter ending September 2016	308	↓
<b>Variance since September 2015</b>	<b>(6.7%)</b>	<b>↓</b>



### ACTIVITY

Cumulative percentage of contracted UDA delivered 2016 & 2017



Adjusted Scheduled Activity (UDA)

Month	2016	2017
April	5	0
May	43	45
June	63	97
July	131	109
August	203	157
September	238	233
October	286	
November	289	
December	357	
January	368	
February	427	
March	472	
April	522	
May	525	
June	525	

### QUALITY

	Quantity	Base Number	Contract	AT	Region	England
% of FP17s for the same patient ID Re-attending within 3 months - Children	5	199	2.5%	9.8%	11.8%	12.4%
% of FP17s for the same patient ID Re-attending within 3 months - Adults	1	18	5.6%	15.8%	16.6%	16.7%
% of FP17s for the same patient ID Re-attending between 3 & 9 months - Children	121	199	60.8%	59.0%	60.2%	57.4%
% of FP17s for the same patient ID Re-attending between 3 & 9 months - Adults	12	18	66.7%	50.9%	52.0%	50.5%
% of FP17s for Band 1 Urgent Courses	6	178	3.4%	9.5%	9.4%	9.1%
% of FP17s Relating to Free Repair or Replacements	0	178	0.0%	0.6%	0.7%	0.8%
% of FP17s Relating to Continuations	1	178	0.6%	1.1%	1.2%	1.3%
% of Patients satisfied with the dentistry they have received	0	0	N/A	94.8%	93.6%	93.2%
% of Patients satisfied with the time they had to wait for an appointment	0	0	N/A	91.7%	89.1%	89.0%

\* This is based on patients treated on this contract for their most recent course of treatment. Figures in italics indicate the base number of FP17s or Patient Questionnaire responses are less than 100. N/A is shown where the base number of responses is less than 10 during the period. % is calculated as Quantity/Base number\*100

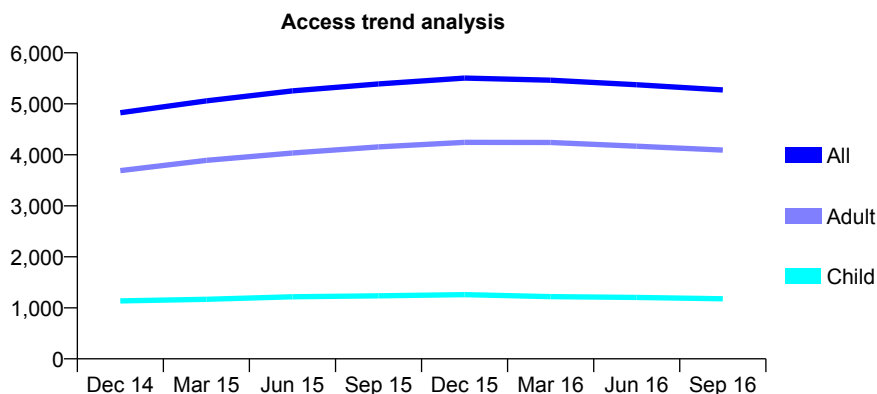
## Q68 - Vital Signs At a Glance Contract Report for 148539/0001 - September 2016

Name or company name	Mr A Patel and Ms P Patel
Contract type name	GDS Contract
Purpose of contract	General
Contract start date	01/12/2013
Contract end date	

16/17 Contracted general activity (UDA)	11,952
Carry forward general activity (UDA)	-147
16/17 Contracted orthodontic activity (UOA)	0
Carry forward orthodontic activity (UOA)	0
Baseline contract value	£286,223.20

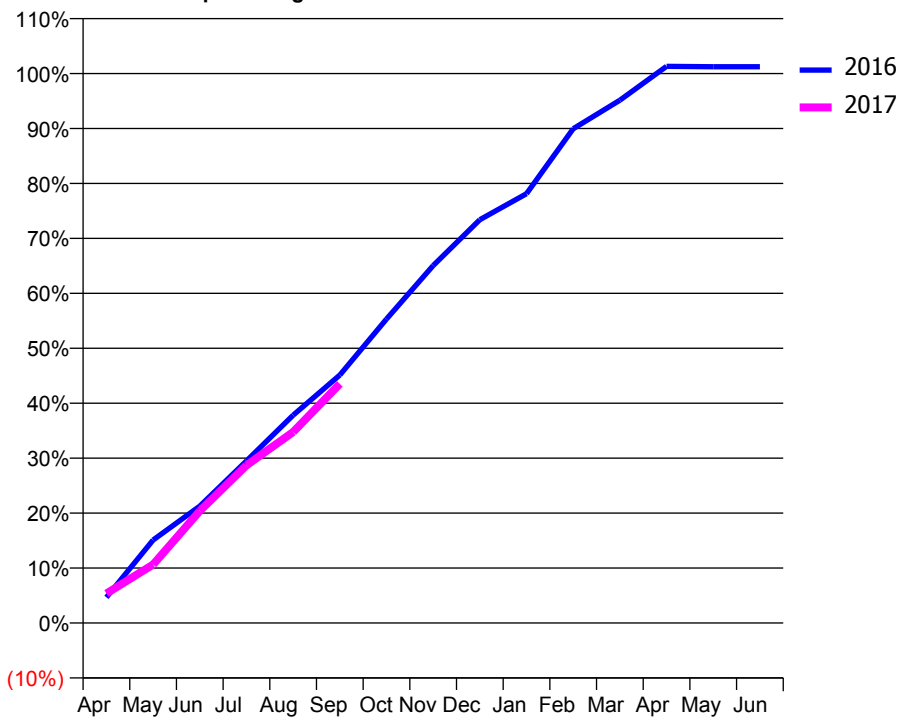
### ACCESS\*

Patients seen in 24 months	Total	Change since previous quarter
Quarter ending September 2015	5,390	
Quarter ending December 2015	5,504	↑
Quarter ending March 2016	5,463	→
Quarter ending June 2016	5,373	↓
Quarter ending September 2016	5,271	↓
<b>Variance since September 2015</b>	<b>(2.2%)</b>	<b>↓</b>



### ACTIVITY

Cumulative percentage of contracted UDA delivered 2016 & 2017



Month	Adjusted Scheduled Activity (UDA)	
	2016	2017
April	558	641
May	1,805	1,271
June	2,541	2,439
July	3,526	3,429
August	4,520	4,156
September	5,393	5,202
October	6,610	
November	7,774	
December	8,773	
January	9,337	
February	10,751	
March	11,371	
April	12,107	
May	12,099	
June	12,099	

### QUALITY

	Quantity	Base Number	Contract	AT	Region	England
% of FP17s for the same patient ID Re-attending within 3 months - Children	43	951	4.5%	9.8%	11.8%	12.4%
% of FP17s for the same patient ID Re-attending within 3 months - Adults	393	2,948	13.3%	15.8%	16.6%	16.7%
% of FP17s for the same patient ID Re-attending between 3 & 9 months - Children	625	951	65.7%	59.0%	60.2%	57.4%
% of FP17s for the same patient ID Re-attending between 3 & 9 months - Adults	1,678	2,948	56.9%	50.9%	52.0%	50.5%
% of FP17s for Band 1 Urgent Courses	272	3,000	9.1%	9.5%	9.4%	9.1%
% of FP17s Relating to Free Repair or Replacements	73	3,000	2.4%	0.6%	0.7%	0.8%
% of FP17s Relating to Continuations	13	3,000	0.4%	1.1%	1.2%	1.3%
% of Patients satisfied with the dentistry they have received	9	9	N/A	94.8%	93.6%	93.2%
% of Patients satisfied with the time they had to wait for an appointment	9	9	N/A	91.7%	89.1%	89.0%

\* This is based on patients treated on this contract for their most recent course of treatment. Figures in italics indicate the base number of FP17s or Patient Questionnaire responses are less than 100. N/A is shown where the base number of responses is less than 10 during the period. % is calculated as Quantity/Base number\*100

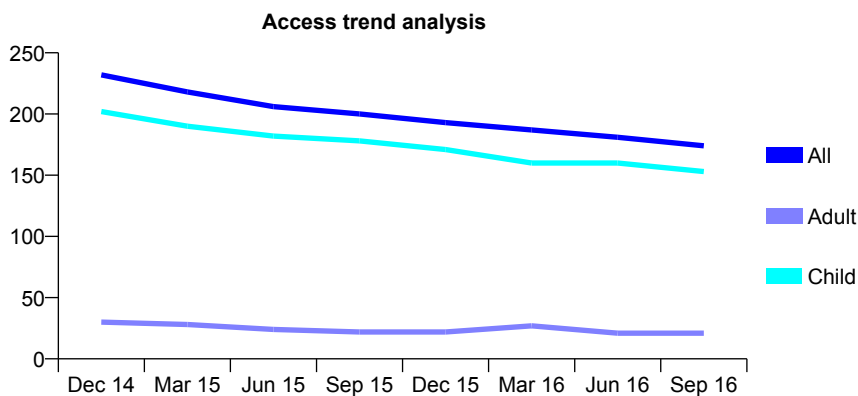
## Q68 - Vital Signs At a Glance Contract Report for 150207/0001 - September 2016

Name or company name	Church House Dental Practice Limited
Contract type name	GDS Contract
Purpose of contract	General
Contract start date	01/11/2009
Contract end date	

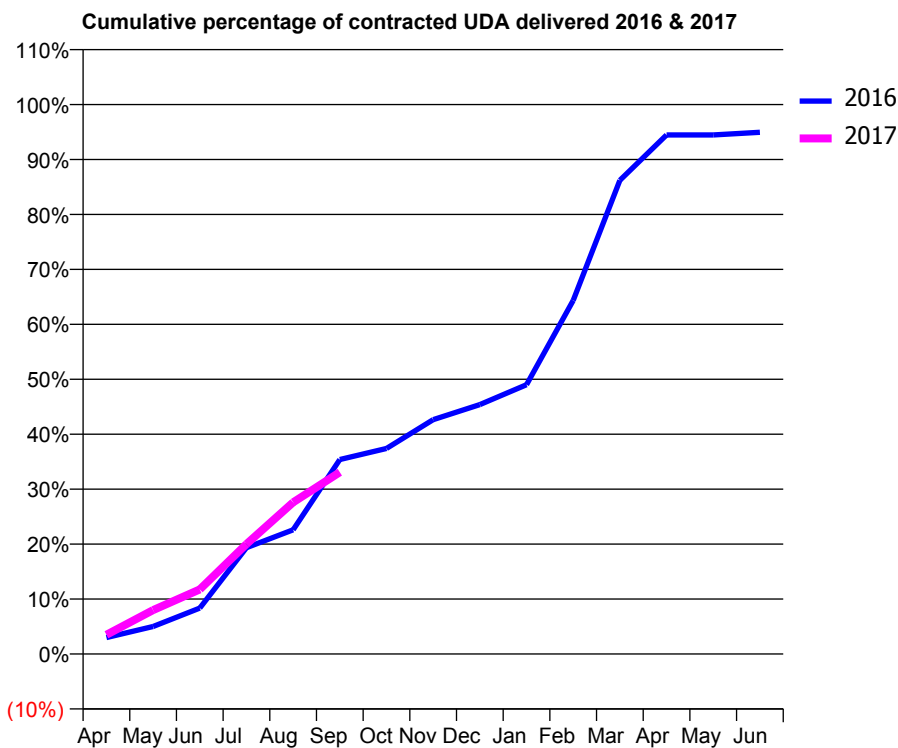
16/17 Contracted general activity (UDA)	400
Carry forward general activity (UDA)	0
16/17 Contracted orthodontic activity (UOA)	0
Carry forward orthodontic activity (UOA)	0
Baseline contract value	£9,891.28

### ACCESS\*

Patients seen in 24 months	Total	Change since previous quarter
Quarter ending September 2015	200	
Quarter ending December 2015	193	↓
Quarter ending March 2016	187	↓
Quarter ending June 2016	181	↓
Quarter ending September 2016	174	↓
<b>Variance since September 2015</b>	<b>(13.0%)</b>	<b>↓</b>



### ACTIVITY



Month	Adjusted Scheduled Activity (UDA)	
	2016	2017
April	12	14
May	20	32
June	33	47
July	77	80
August	90	110
September	142	132
October	150	
November	171	
December	182	
January	196	
February	257	
March	345	
April	378	
May	378	
June	380	

### QUALITY

	Quantity	Base Number	Contract	AT	Region	England
% of FP17s for the same patient ID Re-attending within 3 months - Children	8	97	8.2%	9.8%	11.8%	12.4%
% of FP17s for the same patient ID Re-attending within 3 months - Adults	0	4	0.0%	15.8%	16.6%	16.7%
% of FP17s for the same patient ID Re-attending between 3 & 9 months - Children	56	97	57.7%	59.0%	60.2%	57.4%
% of FP17s for the same patient ID Re-attending between 3 & 9 months - Adults	3	4	75.0%	50.9%	52.0%	50.5%
% of FP17s for Band 1 Urgent Courses	2	92	2.2%	9.5%	9.4%	9.1%
% of FP17s Relating to Free Repair or Replacements	0	92	0.0%	0.6%	0.7%	0.8%
% of FP17s Relating to Continuations	0	92	0.0%	1.1%	1.2%	1.3%
% of Patients satisfied with the dentistry they have received	0	1	N/A	94.8%	93.6%	93.2%
% of Patients satisfied with the time they had to wait for an appointment	1	1	N/A	91.7%	89.1%	89.0%

\* This is based on patients treated on this contract for their most recent course of treatment. Figures in italics indicate the base number of FP17s or Patient Questionnaire responses are less than 100. N/A is shown where the base number of responses is less than 10 during the period. % is calculated as Quantity/Base number\*100

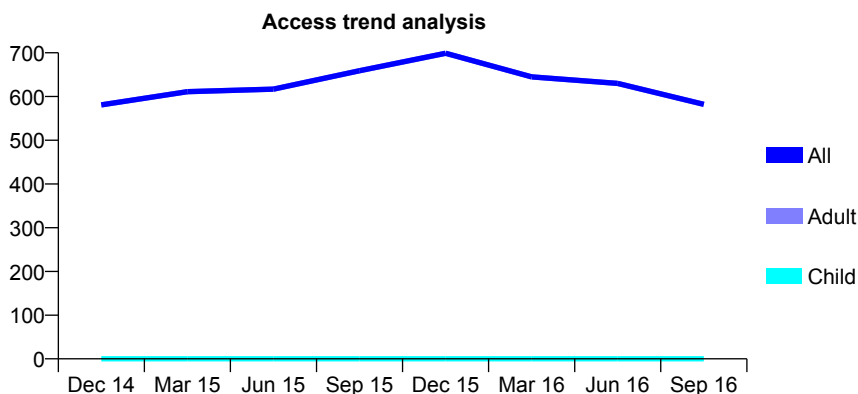
## Q68 - Vital Signs At a Glance Contract Report for 151998/0001 - September 2016

Name or company name	The Denture Care Centre UK Limited
Contract type name	PDS Contract
Purpose of contract	General
Contract start date	01/04/2010
Contract end date	31/03/2018

16/17 Contracted general activity (UDA)	3,500
Carry forward general activity (UDA)	-13
16/17 Contracted orthodontic activity (UOA)	0
Carry forward orthodontic activity (UOA)	0
Baseline contract value	£83,696.02

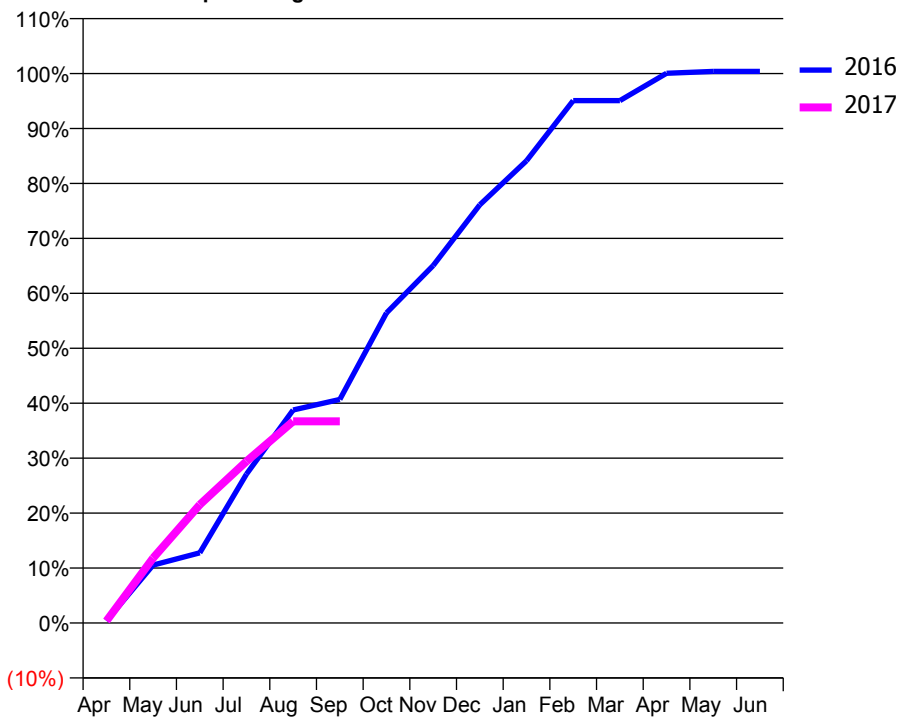
### ACCESS\*

Patients seen in 24 months	Total	Change since previous quarter
Quarter ending September 2015	659	
Quarter ending December 2015	699	↑
Quarter ending March 2016	645	↓
Quarter ending June 2016	630	↓
Quarter ending September 2016	582	↓
<b>Variance since September 2015</b>	<b>(11.7%)</b>	<b>↓</b>



### ACTIVITY

Cumulative percentage of contracted UDA delivered 2016 & 2017



Adjusted Scheduled Activity (UDA)

Month	2016	2017
April	14	13
May	369	414
June	447	754
July	948	1,030
August	1,357	1,285
September	1,424	1,285
October	1,975	
November	2,277	
December	2,664	
January	2,944	
February	3,327	
March	3,327	
April	3,501	
May	3,513	
June	3,513	

### QUALITY

	Quantity	Base Number	Contract	AT	Region	England
% of FP17s for the same patient ID Re-attending within 3 months - Children	0	0	N/A	9.8%	11.8%	12.4%
% of FP17s for the same patient ID Re-attending within 3 months - Adults	12	183	6.6%	15.8%	16.6%	16.7%
% of FP17s for the same patient ID Re-attending between 3 & 9 months - Children	0	0	N/A	59.0%	60.2%	57.4%
% of FP17s for the same patient ID Re-attending between 3 & 9 months - Adults	24	183	13.1%	50.9%	52.0%	50.5%
% of FP17s for Band 1 Urgent Courses	0	166	0.0%	9.5%	9.4%	9.1%
% of FP17s Relating to Free Repair or Replacements	0	166	0.0%	0.6%	0.7%	0.8%
% of FP17s Relating to Continuations	1	166	0.6%	1.1%	1.2%	1.3%
% of Patients satisfied with the dentistry they have received	1	1	N/A	94.8%	93.6%	93.2%
% of Patients satisfied with the time they had to wait for an appointment	1	1	N/A	91.7%	89.1%	89.0%

\* This is based on patients treated on this contract for their most recent course of treatment. Figures in italics indicate the base number of FP17s or Patient Questionnaire responses are less than 100. N/A is shown where the base number of responses is less than 10 during the period. % is calculated as Quantity/Base number\*100

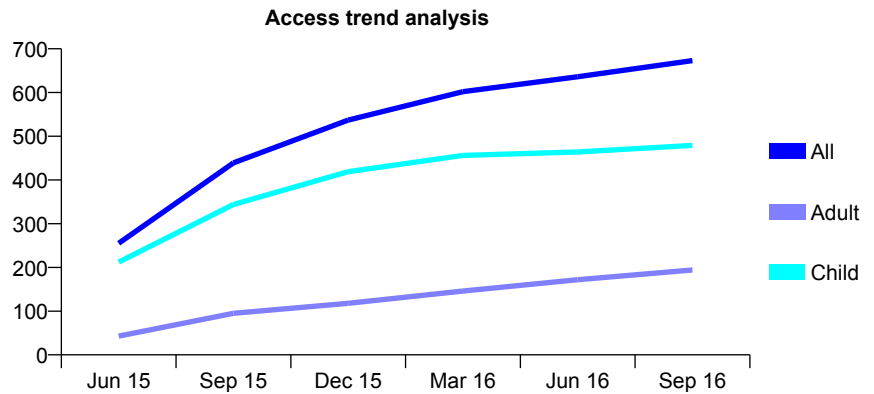
## Q68 - Vital Signs At a Glance Contract Report for 153516/0001 - September 2016

Name or company name	Mr PJ Ferguson, Mr A R McCorkindale, Mr
Contract type name	GDS Contract
Purpose of contract	General
Contract start date	21/02/2015
Contract end date	

16/17 Contracted general activity (UDA)	1,700
Carry forward general activity (UDA)	6
16/17 Contracted orthodontic activity (UOA)	0
Carry forward orthodontic activity (UOA)	0
Baseline contract value	£43,785.19

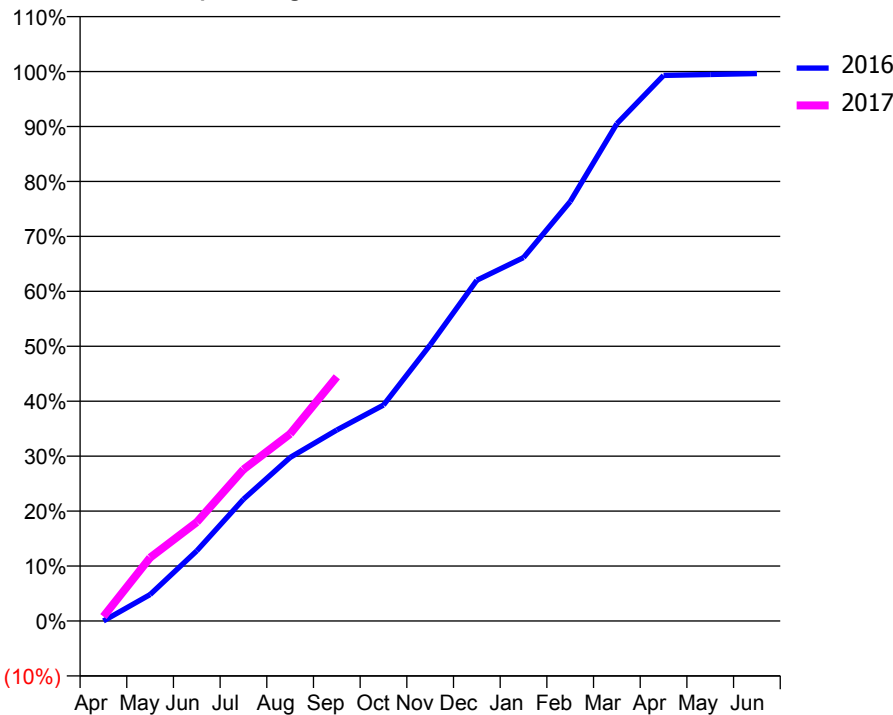
### ACCESS\*

Patients seen in 24 months	Total	Change since previous quarter
Quarter ending September 2015	439	
Quarter ending December 2015	537	↑
Quarter ending March 2016	602	↑
Quarter ending June 2016	636	↑
Quarter ending September 2016	673	↑
<b>Variance since September 2015</b>	<b>53.3%</b>	<b>↑</b>



### ACTIVITY

Cumulative percentage of contracted UDA delivered 2016 & 2017



Month	Adjusted Scheduled Activity (UDA)	
	2016	2017
April	0	14
May	82	196
June	217	306
July	377	469
August	506	579
September	591	755
October	668	
November	854	
December	1,054	
January	1,124	
February	1,298	
March	1,539	
April	1,688	
May	1,691	
June	1,694	

### QUALITY

	Quantity	Base Number	Contract	AT	Region	England
% of FP17s for the same patient ID Re-attending within 3 months - Children	24	411	5.8%	9.8%	11.8%	12.4%
% of FP17s for the same patient ID Re-attending within 3 months - Adults	8	113	7.1%	15.8%	16.6%	16.7%
% of FP17s for the same patient ID Re-attending between 3 & 9 months - Children	273	411	66.4%	59.0%	60.2%	57.4%
% of FP17s for the same patient ID Re-attending between 3 & 9 months - Adults	69	113	61.1%	50.9%	52.0%	50.5%
% of FP17s for Band 1 Urgent Courses	7	428	1.6%	9.5%	9.4%	9.1%
% of FP17s Relating to Free Repair or Replacements	0	428	0.0%	0.6%	0.7%	0.8%
% of FP17s Relating to Continuations	7	428	1.6%	1.1%	1.2%	1.3%
% of Patients satisfied with the dentistry they have received	0	0	N/A	94.8%	93.6%	93.2%
% of Patients satisfied with the time they had to wait for an appointment	0	0	N/A	91.7%	89.1%	89.0%

\* This is based on patients treated on this contract for their most recent course of treatment. Figures in italics indicate the base number of FP17s or Patient Questionnaire responses are less than 100. N/A is shown where the base number of responses is less than 10 during the period. % is calculated as Quantity/Base number\*100



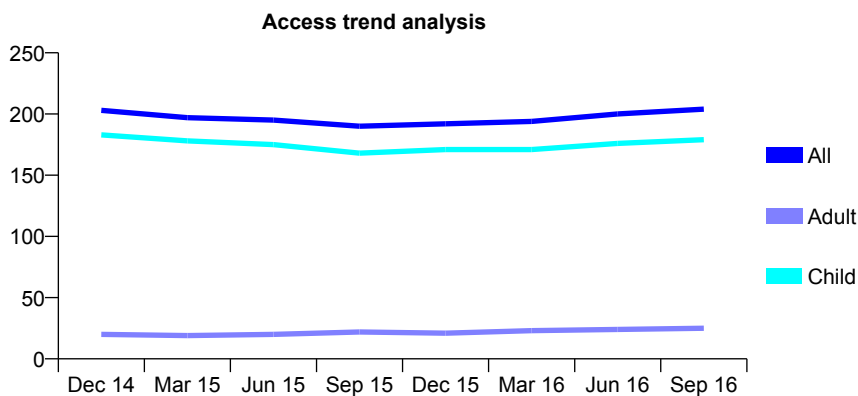
## Q68 - Vital Signs At a Glance Contract Report for 153974/0001 - September 2016

Name or company name	Phillip Price Ltd
Contract type name	GDS Contract
Purpose of contract	General
Contract start date	01/04/2007
Contract end date	

16/17 Contracted general activity (UDA)	325
Carry forward general activity (UDA)	-6
16/17 Contracted orthodontic activity (UOA)	0
Carry forward orthodontic activity (UOA)	0
Baseline contract value	£6,982.52

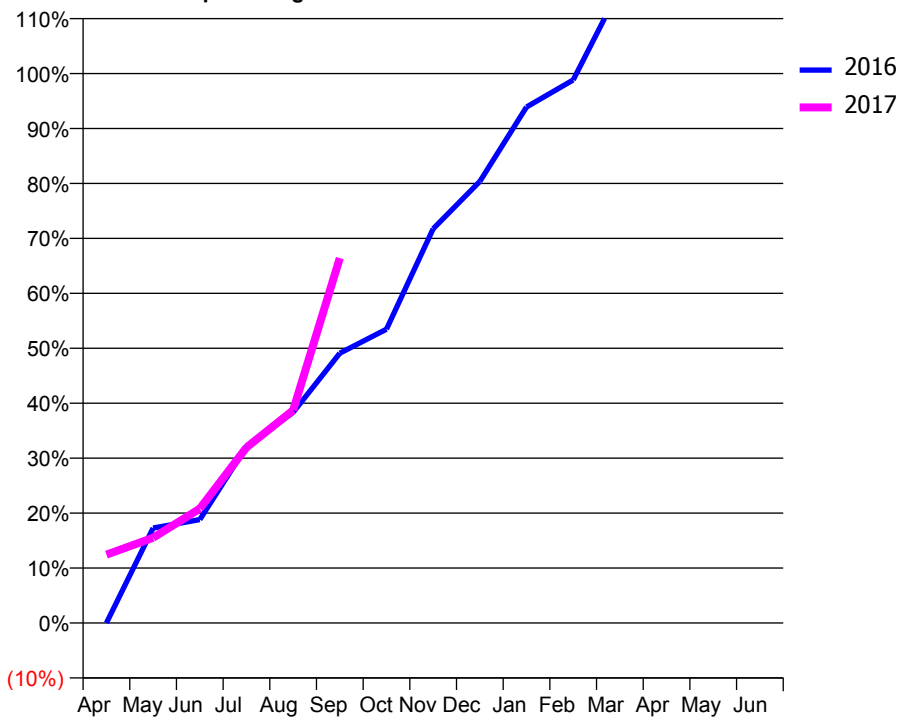
### ACCESS\*

Patients seen in 24 months	Total	Change since previous quarter
Quarter ending September 2015	190	
Quarter ending December 2015	192	→
Quarter ending March 2016	194	→
Quarter ending June 2016	200	↑
Quarter ending September 2016	204	↑
<b>Variance since September 2015</b>	<b>7.4%</b>	<b>↑</b>



### ACTIVITY

Cumulative percentage of contracted UDA delivered 2016 & 2017



Month	Adjusted Scheduled Activity (UDA)	
	2016	2017
April	0	40
May	56	50
June	61	68
July	104	104
August	125	126
September	160	216
October	174	
November	233	
December	261	
January	305	
February	321	
March	375	
April	375	
May	375	
June	375	

### QUALITY

	Quantity	Base Number	Contract	AT	Region	England
% of FP17s for the same patient ID Re-attending within 3 months - Children	4	165	2.4%	9.8%	11.8%	12.4%
% of FP17s for the same patient ID Re-attending within 3 months - Adults	0	0	N/A	15.8%	16.6%	16.7%
% of FP17s for the same patient ID Re-attending between 3 & 9 months - Children	112	165	67.9%	59.0%	60.2%	57.4%
% of FP17s for the same patient ID Re-attending between 3 & 9 months - Adults	0	0	N/A	50.9%	52.0%	50.5%
% of FP17s for Band 1 Urgent Courses	4	163	2.5%	9.5%	9.4%	9.1%
% of FP17s Relating to Free Repair or Replacements	0	163	0.0%	0.6%	0.7%	0.8%
% of FP17s Relating to Continuations	0	163	0.0%	1.1%	1.2%	1.3%
% of Patients satisfied with the dentistry they have received	0	0	N/A	94.8%	93.6%	93.2%
% of Patients satisfied with the time they had to wait for an appointment	0	0	N/A	91.7%	89.1%	89.0%

\* This is based on patients treated on this contract for their most recent course of treatment. Figures in italics indicate the base number of FP17s or Patient Questionnaire responses are less than 100. N/A is shown where the base number of responses is less than 10 during the period. % is calculated as Quantity/Base number\*100

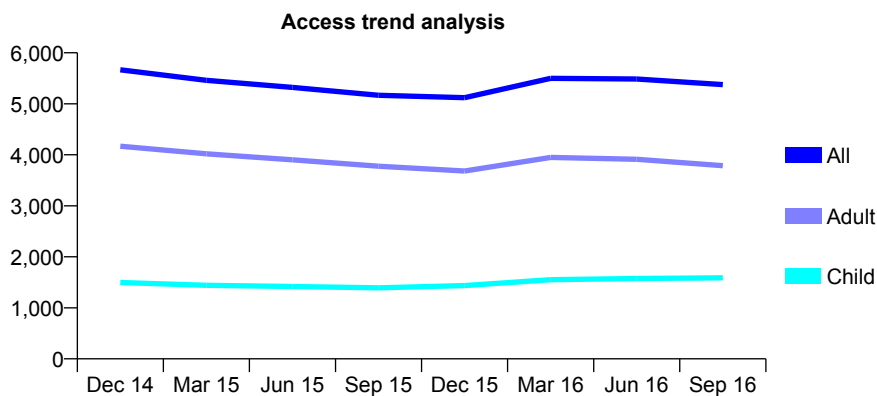
## Q68 - Vital Signs At a Glance Contract Report for 154229/0001 - September 2016

Name or company name	Jonathan Lee
Contract type name	GDS Contract
Purpose of contract	General
Contract start date	11/03/2009
Contract end date	

16/17 Contracted general activity (UDA)	14,500
Carry forward general activity (UDA)	578
16/17 Contracted orthodontic activity (UOA)	0
Carry forward orthodontic activity (UOA)	0
Baseline contract value	£387,051.31

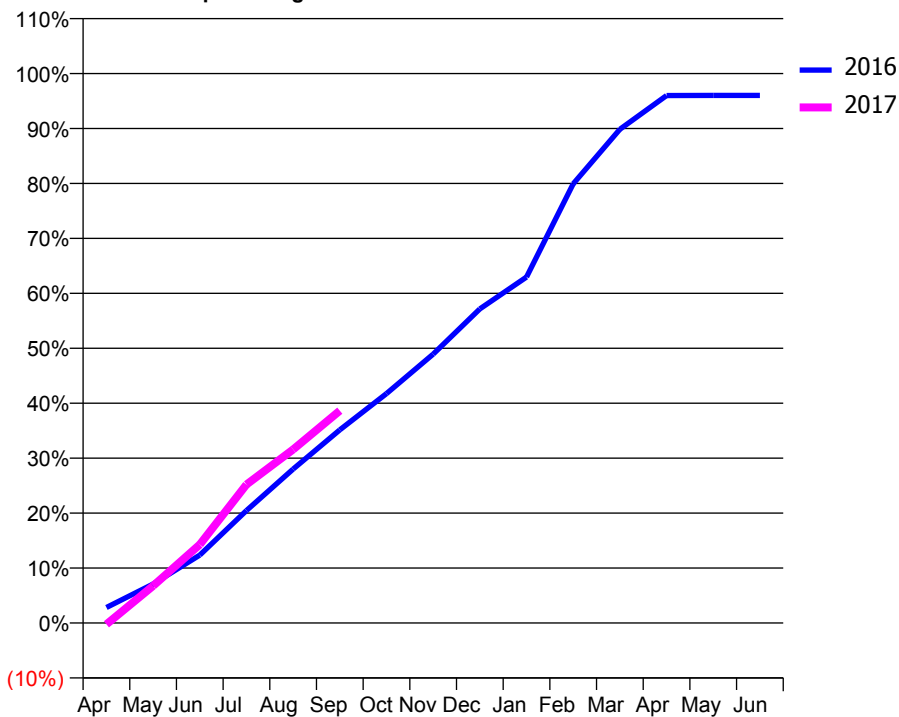
### ACCESS\*

Patients seen in 24 months	Total	Change since previous quarter
Quarter ending September 2015	5,168	
Quarter ending December 2015	5,119	→
Quarter ending March 2016	5,499	↑
Quarter ending June 2016	5,487	→
Quarter ending September 2016	5,377	↓
<b>Variance since September 2015</b>	<b>4.0%</b>	<b>↑</b>



### ACTIVITY

Cumulative percentage of contracted UDA delivered 2016 & 2017



Adjusted Scheduled Activity (UDA)

Month	2016	2017
April	409	-38
May	1,030	981
June	1,794	2,070
July	2,969	3,653
August	4,062	4,579
September	5,097	5,603
October	6,053	
November	7,095	
December	8,287	
January	9,131	
February	11,590	
March	13,029	
April	13,918	
May	13,921	
June	13,922	

### QUALITY

	Quantity	Base Number	Contract	AT	Region	England
% of FP17s for the same patient ID Re-attending within 3 months - Children	138	1,205	11.5%	9.8%	11.8%	12.4%
% of FP17s for the same patient ID Re-attending within 3 months - Adults	371	2,455	15.1%	15.8%	16.6%	16.7%
% of FP17s for the same patient ID Re-attending between 3 & 9 months - Children	690	1,205	57.3%	59.0%	60.2%	57.4%
% of FP17s for the same patient ID Re-attending between 3 & 9 months - Adults	1,189	2,455	48.4%	50.9%	52.0%	50.5%
% of FP17s for Band 1 Urgent Courses	306	3,290	9.3%	9.5%	9.4%	9.1%
% of FP17s Relating to Free Repair or Replacements	23	3,290	0.7%	0.6%	0.7%	0.8%
% of FP17s Relating to Continuations	3	3,290	0.1%	1.1%	1.2%	1.3%
% of Patients satisfied with the dentistry they have received	4	4	N/A	94.8%	93.6%	93.2%
% of Patients satisfied with the time they had to wait for an appointment	4	4	N/A	91.7%	89.1%	89.0%

\* This is based on patients treated on this contract for their most recent course of treatment. Figures in italics indicate the base number of FP17s or Patient Questionnaire responses are less than 100. N/A is shown where the base number of responses is less than 10 during the period. % is calculated as Quantity/Base number\*100

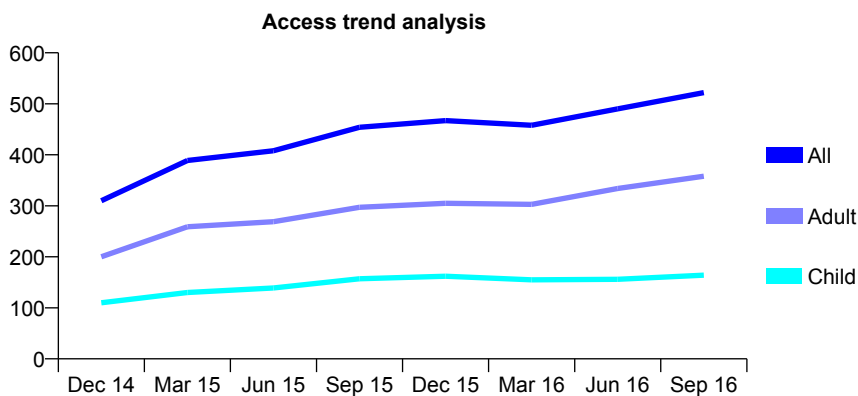
## Q68 - Vital Signs At a Glance Contract Report for 155241/0001 - September 2016

Name or company name	East Sussex Special Dental Care Service
Contract type name	PDS Contract
Purpose of contract	General
Contract start date	01/10/2006
Contract end date	31/03/2017

16/17 Contracted general activity (UDA)	10
Carry forward general activity (UDA)	0
16/17 Contracted orthodontic activity (UOA)	0
Carry forward orthodontic activity (UOA)	0
Baseline contract value	£0.00

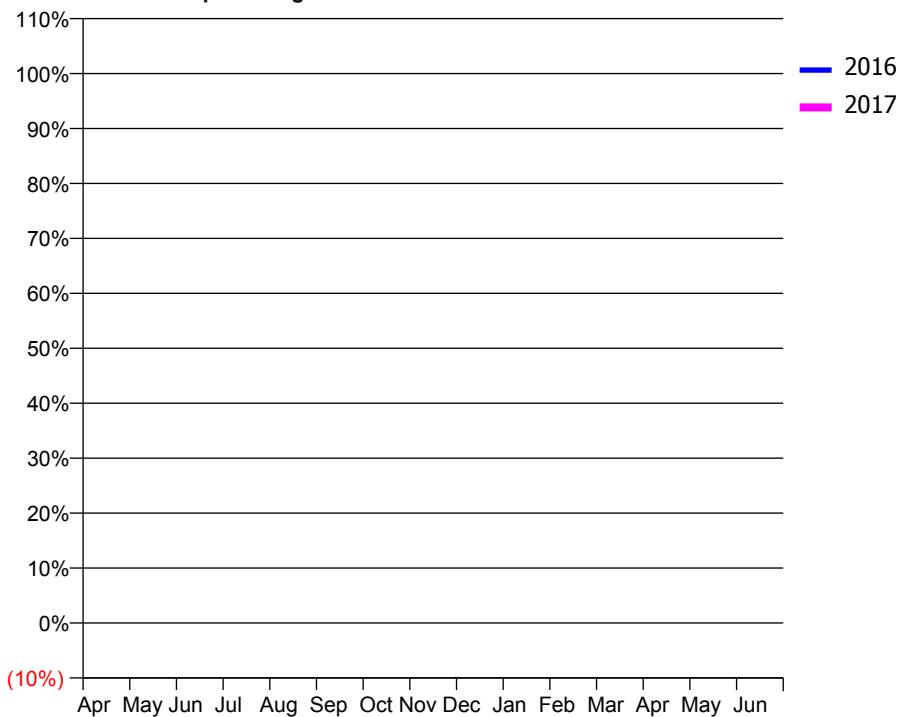
### ACCESS\*

Patients seen in 24 months	Total	Change since previous quarter
Quarter ending September 2015	454	
Quarter ending December 2015	467	↑
Quarter ending March 2016	458	↓
Quarter ending June 2016	490	↑
Quarter ending September 2016	522	↑
<b>Variance since September 2015</b>	<b>15.0%</b>	<b>↑</b>



### ACTIVITY

Cumulative percentage of contracted UDA delivered 2016 & 2017



Month	Adjusted Scheduled Activity (UDA)	
	2016	2017
April	45	52
May	121	126
June	146	191
July	239	289
August	320	391
September	421	437
October	514	
November	560	
December	652	
January	726	
February	826	
March	909	
April	955	
May	958	
June	958	

### QUALITY

	Quantity	Base Number	Contract	AT	Region	England
% of FP17s for the same patient ID Re-attending within 3 months - Children	2	95	2.1%	9.8%	11.8%	12.4%
% of FP17s for the same patient ID Re-attending within 3 months - Adults	23	195	11.8%	15.8%	16.6%	16.7%
% of FP17s for the same patient ID Re-attending between 3 & 9 months - Children	51	95	53.7%	59.0%	60.2%	57.4%
% of FP17s for the same patient ID Re-attending between 3 & 9 months - Adults	77	195	39.5%	50.9%	52.0%	50.5%
% of FP17s for Band 1 Urgent Courses	6	258	2.3%	9.5%	9.4%	9.1%
% of FP17s Relating to Free Repair or Replacements	0	258	0.0%	0.6%	0.7%	0.8%
% of FP17s Relating to Continuations	6	258	2.3%	1.1%	1.2%	1.3%
% of Patients satisfied with the dentistry they have received	1	1	N/A	94.8%	93.6%	93.2%
% of Patients satisfied with the time they had to wait for an appointment	1	1	N/A	91.7%	89.1%	89.0%

\* This is based on patients treated on this contract for their most recent course of treatment. Figures in italics indicate the base number of FP17s or Patient Questionnaire responses are less than 100. N/A is shown where the base number of responses is less than 10 during the period. % is calculated as Quantity/Base number\*100

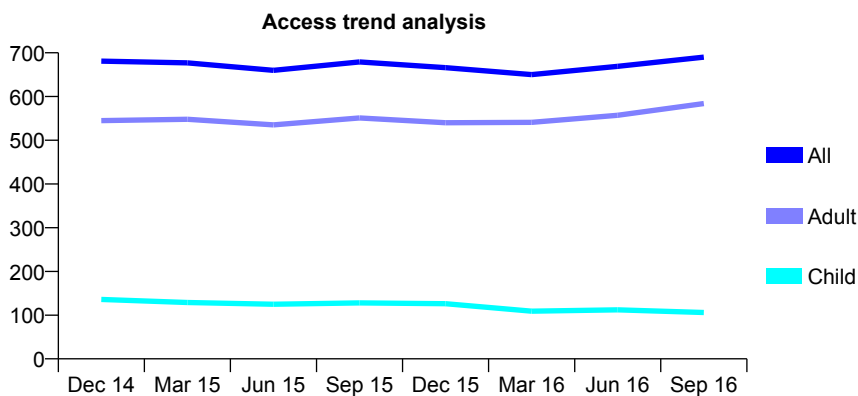
## Q68 - Vital Signs At a Glance Contract Report for 155241/0004 - September 2016

Name or company name	East Sussex Special Dental Care Service
Contract type name	PDS Contract
Purpose of contract	General
Contract start date	01/10/2006
Contract end date	31/03/2017

16/17 Contracted general activity (UDA)	10
Carry forward general activity (UDA)	0
16/17 Contracted orthodontic activity (UOA)	0
Carry forward orthodontic activity (UOA)	0
Baseline contract value	£0.00

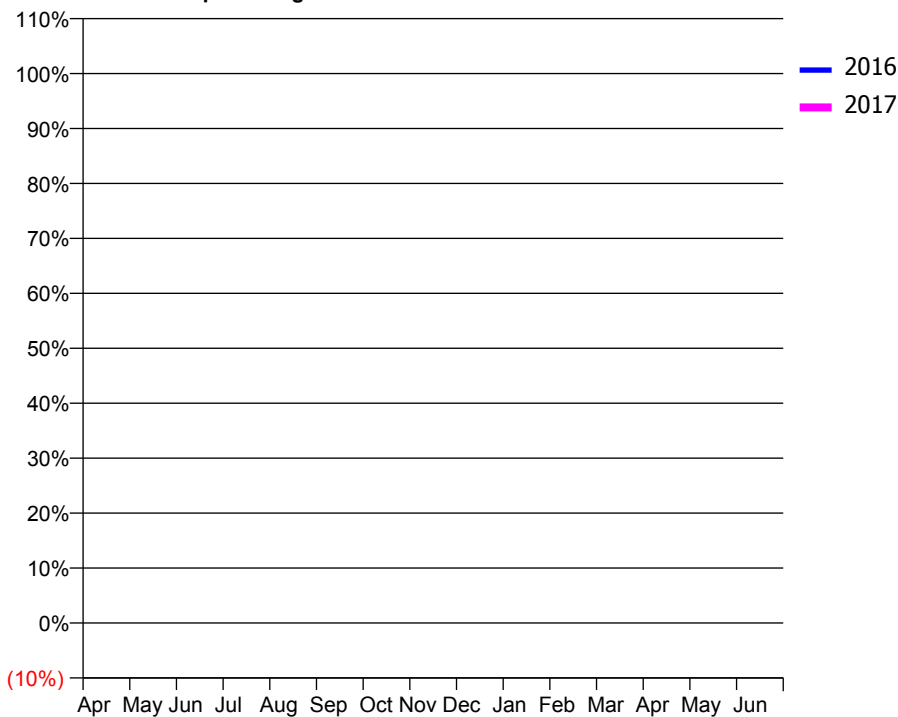
### ACCESS\*

Patients seen in 24 months	Total	Change since previous quarter
Quarter ending September 2015	679	
Quarter ending December 2015	666	↓
Quarter ending March 2016	650	↓
Quarter ending June 2016	669	↑
Quarter ending September 2016	690	↑
<b>Variance since September 2015</b>	1.6%	→



### ACTIVITY

Cumulative percentage of contracted UDA delivered 2016 & 2017



Month	Adjusted Scheduled Activity (UDA)	
	2016	2017
April	19	43
May	122	158
June	158	209
July	263	323
August	373	392
September	462	450
October	577	
November	617	
December	743	
January	836	
February	1,032	
March	1,131	
April	1,163	
May	1,165	
June	1,166	

### QUALITY

	Quantity	Base Number	Contract	AT	Region	England
% of FP17s for the same patient ID Re-attending within 3 months - Children	2	81	2.5%	9.8%	11.8%	12.4%
% of FP17s for the same patient ID Re-attending within 3 months - Adults	27	345	7.8%	15.8%	16.6%	16.7%
% of FP17s for the same patient ID Re-attending between 3 & 9 months - Children	21	81	25.9%	59.0%	60.2%	57.4%
% of FP17s for the same patient ID Re-attending between 3 & 9 months - Adults	148	345	42.9%	50.9%	52.0%	50.5%
% of FP17s for Band 1 Urgent Courses	6	394	1.5%	9.5%	9.4%	9.1%
% of FP17s Relating to Free Repair or Replacements	0	394	0.0%	0.6%	0.7%	0.8%
% of FP17s Relating to Continuations	0	394	0.0%	1.1%	1.2%	1.3%
% of Patients satisfied with the dentistry they have received	0	0	N/A	94.8%	93.6%	93.2%
% of Patients satisfied with the time they had to wait for an appointment	0	0	N/A	91.7%	89.1%	89.0%

\* This is based on patients treated on this contract for their most recent course of treatment. Figures in italics indicate the base number of FP17s or Patient Questionnaire responses are less than 100. N/A is shown where the base number of responses is less than 10 during the period. % is calculated as Quantity/Base number\*100

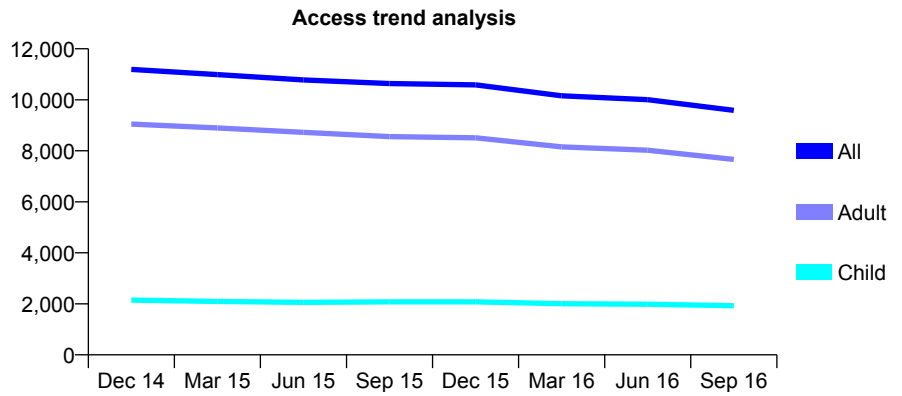
## Q68 - Vital Signs At a Glance Contract Report for 156329/0001 - September 2016

Name or company name	Little London Dental Care Limited
Contract type name	GDS Contract
Purpose of contract	General
Contract start date	01/01/2008
Contract end date	

16/17 Contracted general activity (UDA)	37,500
Carry forward general activity (UDA)	659
16/17 Contracted orthodontic activity (UOA)	0
Carry forward orthodontic activity (UOA)	0
Baseline contract value	£884,418.57

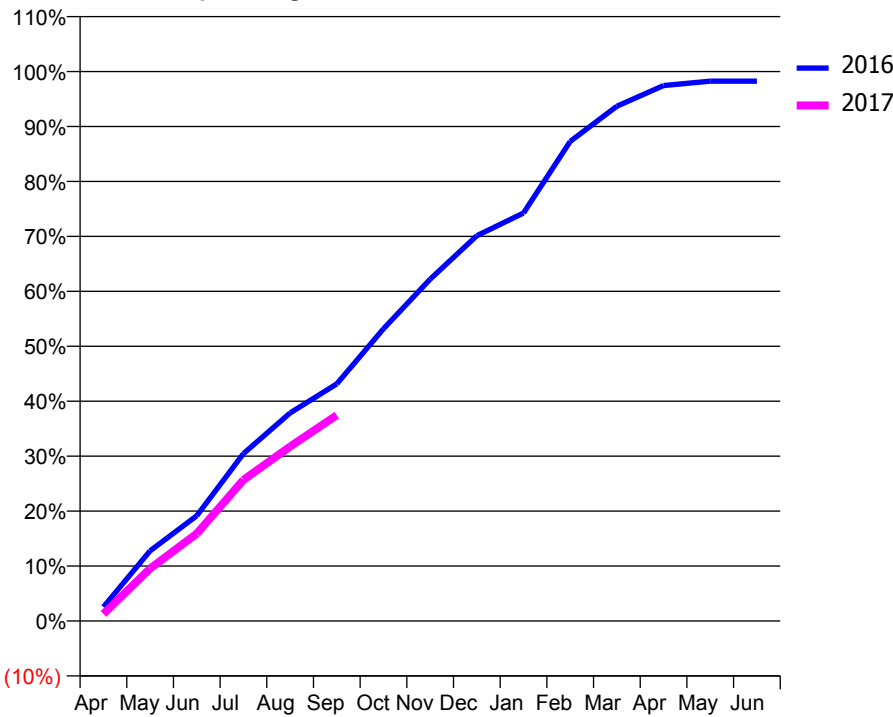
### ACCESS\*

Patients seen in 24 months	Total	Change since previous quarter
Quarter ending September 2015	10,639	
Quarter ending December 2015	10,586	→
Quarter ending March 2016	10,159	↓
Quarter ending June 2016	10,007	↓
Quarter ending September 2016	9,589	↓
<b>Variance since September 2015</b>	<b>(9.9%)</b>	<b>↓</b>



### ACTIVITY

Cumulative percentage of contracted UDA delivered 2016 & 2017



Month	Adjusted Scheduled Activity (UDA)	
	2016	2017
April	959	482
May	4,788	3,585
June	7,180	5,961
July	11,428	9,635
August	14,200	11,908
September	16,185	14,045
October	19,943	
November	23,328	
December	26,298	
January	27,838	
February	32,724	
March	35,131	
April	36,542	
May	36,838	
June	36,841	

### QUALITY

	Quantity	Base Number	Contract	AT	Region	England
% of FP17s for the same patient ID Re-attending within 3 months - Children	74	1,320	5.6%	9.8%	11.8%	12.4%
% of FP17s for the same patient ID Re-attending within 3 months - Adults	628	4,892	12.8%	15.8%	16.6%	16.7%
% of FP17s for the same patient ID Re-attending between 3 & 9 months - Children	780	1,320	59.1%	59.0%	60.2%	57.4%
% of FP17s for the same patient ID Re-attending between 3 & 9 months - Adults	2,919	4,892	59.7%	50.9%	52.0%	50.5%
% of FP17s for Band 1 Urgent Courses	271	5,425	5.0%	9.5%	9.4%	9.1%
% of FP17s Relating to Free Repair or Replacements	91	5,425	1.7%	0.6%	0.7%	0.8%
% of FP17s Relating to Continuations	106	5,425	2.0%	1.1%	1.2%	1.3%
% of Patients satisfied with the dentistry they have received	8	9	N/A	94.8%	93.6%	93.2%
% of Patients satisfied with the time they had to wait for an appointment	8	9	N/A	91.7%	89.1%	89.0%

\* This is based on patients treated on this contract for their most recent course of treatment. Figures in italics indicate the base number of FP17s or Patient Questionnaire responses are less than 100. N/A is shown where the base number of responses is less than 10 during the period. % is calculated as Quantity/Base number\*100

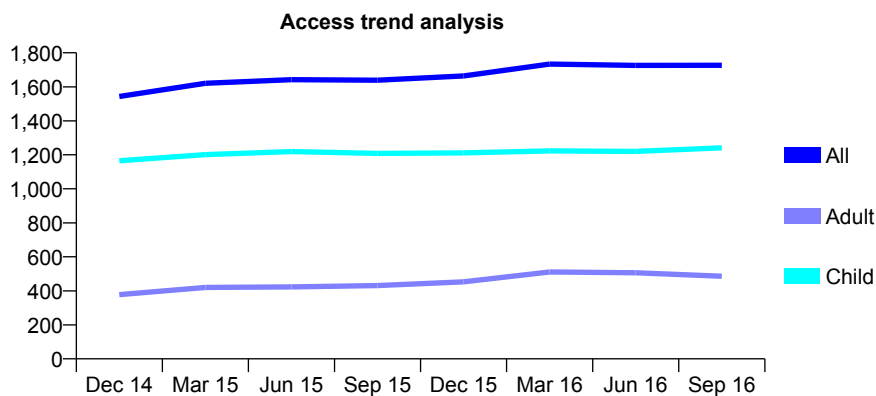
## Q68 - Vital Signs At a Glance Contract Report for 156981/0001 - September 2016

Name or company name	Mr M Mawjee & Mr M Ali
Contract type name	GDS Contract
Purpose of contract	General
Contract start date	01/10/2008
Contract end date	

16/17 Contracted general activity (UDA)	4,610
Carry forward general activity (UDA)	181
16/17 Contracted orthodontic activity (UOA)	0
Carry forward orthodontic activity (UOA)	0
Baseline contract value	£102,460.68

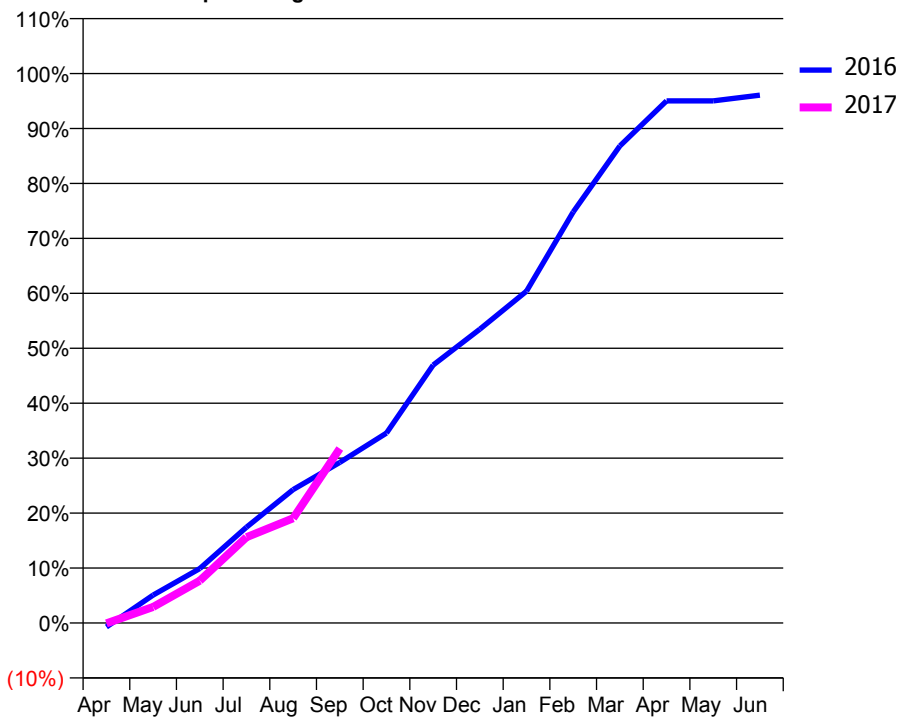
### ACCESS\*

Patients seen in 24 months	Total	Change since previous quarter
Quarter ending September 2015	1,639	
Quarter ending December 2015	1,664	→
Quarter ending March 2016	1,734	↑
Quarter ending June 2016	1,726	→
Quarter ending September 2016	1,727	→
<b>Variance since September 2015</b>	<b>5.4%</b>	<b>↑</b>



### ACTIVITY

Cumulative percentage of contracted UDA delivered 2016 & 2017



Month	Adjusted Scheduled Activity (UDA)	
	2016	2017
April	-34	-3
May	235	135
June	457	355
July	804	719
August	1,119	879
September	1,347	1,464
October	1,594	
November	2,164	
December	2,465	
January	2,783	
February	3,449	
March	4,002	
April	4,381	
May	4,381	
June	4,429	

### QUALITY

	Quantity	Base Number	Contract	AT	Region	England
% of FP17s for the same patient ID Re-attending within 3 months - Children	42	975	4.3%	9.8%	11.8%	12.4%
% of FP17s for the same patient ID Re-attending within 3 months - Adults	42	254	16.5%	15.8%	16.6%	16.7%
% of FP17s for the same patient ID Re-attending between 3 & 9 months - Children	646	975	66.3%	59.0%	60.2%	57.4%
% of FP17s for the same patient ID Re-attending between 3 & 9 months - Adults	130	254	51.2%	50.9%	52.0%	50.5%
% of FP17s for Band 1 Urgent Courses	33	1,093	3.0%	9.5%	9.4%	9.1%
% of FP17s Relating to Free Repair or Replacements	0	1,093	0.0%	0.6%	0.7%	0.8%
% of FP17s Relating to Continuations	0	1,093	0.0%	1.1%	1.2%	1.3%
% of Patients satisfied with the dentistry they have received	1	1	N/A	94.8%	93.6%	93.2%
% of Patients satisfied with the time they had to wait for an appointment	1	1	N/A	91.7%	89.1%	89.0%

\* This is based on patients treated on this contract for their most recent course of treatment. Figures in italics indicate the base number of FP17s or Patient Questionnaire responses are less than 100. N/A is shown where the base number of responses is less than 10 during the period. % is calculated as Quantity/Base number\*100

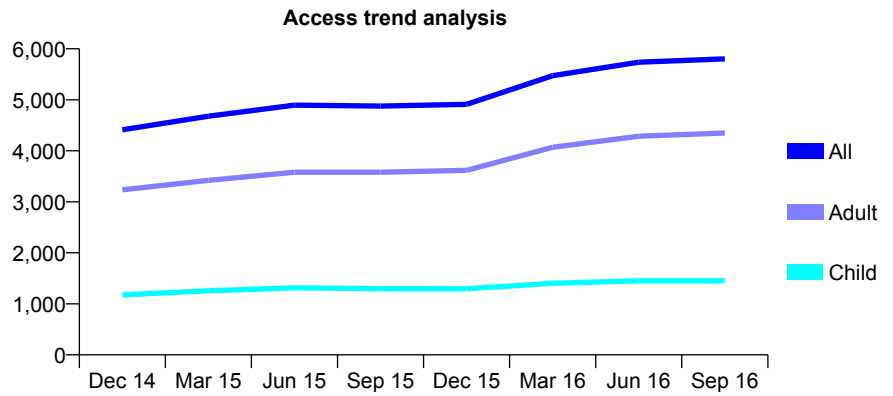
## Q68 - Vital Signs At a Glance Contract Report for 157163/0001 - September 2016

Name or company name	Chichester Smiles Dental Practice Ltd
Contract type name	GDS Contract
Purpose of contract	General
Contract start date	01/12/2007
Contract end date	

16/17 Contracted general activity (UDA)	18,324
Carry forward general activity (UDA)	-123
16/17 Contracted orthodontic activity (UOA)	0
Carry forward orthodontic activity (UOA)	0
Baseline contract value	£508,480.67

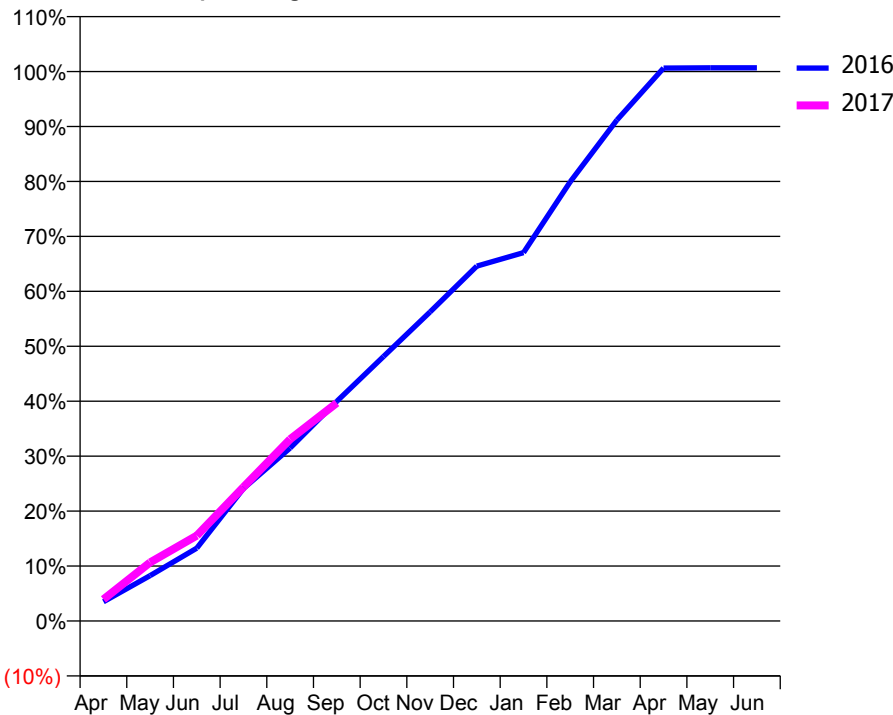
### ACCESS\*

Patients seen in 24 months	Total	Change since previous quarter
Quarter ending September 2015	4,878	
Quarter ending December 2015	4,912	→
Quarter ending March 2016	5,472	↑
Quarter ending June 2016	5,738	↑
Quarter ending September 2016	5,803	→
<b>Variance since September 2015</b>	<b>19.0%</b>	<b>↑</b>



### ACTIVITY

Cumulative percentage of contracted UDA delivered 2016 & 2017



Month	Adjusted Scheduled Activity (UDA)	
	2016	2017
April	644	723
May	1,516	1,954
June	2,431	2,846
July	4,420	4,465
August	5,770	6,065
September	7,324	7,273
October	8,821	
November	10,308	
December	11,837	
January	12,282	
February	14,644	
March	16,702	
April	18,437	
May	18,449	
June	18,447	

### QUALITY

	Quantity	Base Number	Contract	AT	Region	England
% of FP17s for the same patient ID Re-attending within 3 months - Children	63	1,195	5.3%	9.8%	11.8%	12.4%
% of FP17s for the same patient ID Re-attending within 3 months - Adults	425	3,525	12.1%	15.8%	16.6%	16.7%
% of FP17s for the same patient ID Re-attending between 3 & 9 months - Children	770	1,195	64.4%	59.0%	60.2%	57.4%
% of FP17s for the same patient ID Re-attending between 3 & 9 months - Adults	2,145	3,525	60.9%	50.9%	52.0%	50.5%
% of FP17s for Band 1 Urgent Courses	300	4,048	7.4%	9.5%	9.4%	9.1%
% of FP17s Relating to Free Repair or Replacements	35	4,048	0.9%	0.6%	0.7%	0.8%
% of FP17s Relating to Continuations	20	4,048	0.5%	1.1%	1.2%	1.3%
% of Patients satisfied with the dentistry they have received	9	9	N/A	94.8%	93.6%	93.2%
% of Patients satisfied with the time they had to wait for an appointment	9	9	N/A	91.7%	89.1%	89.0%

\* This is based on patients treated on this contract for their most recent course of treatment. Figures in italics indicate the base number of FP17s or Patient Questionnaire responses are less than 100. N/A is shown where the base number of responses is less than 10 during the period. % is calculated as Quantity/Base number\*100



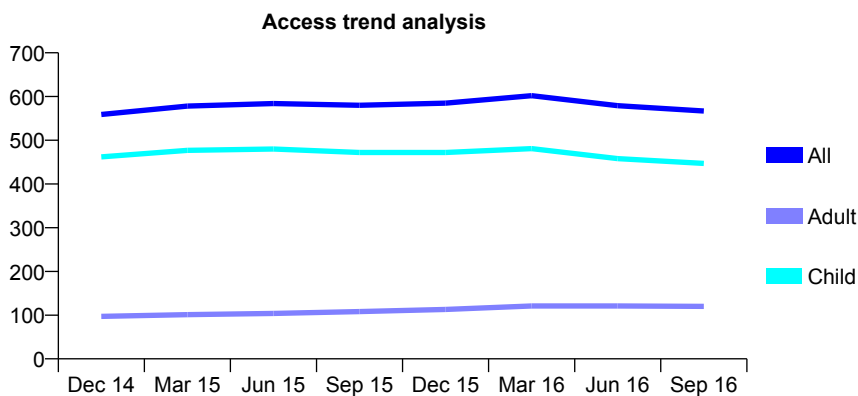
## Q68 - Vital Signs At a Glance Contract Report for 157430/0001 - September 2016

Name or company name	Mr R Patel & Mr S Dhanoa
Contract type name	GDS Contract
Purpose of contract	General
Contract start date	24/12/2010
Contract end date	

16/17 Contracted general activity (UDA)	1,400
Carry forward general activity (UDA)	0
16/17 Contracted orthodontic activity (UOA)	0
Carry forward orthodontic activity (UOA)	0
Baseline contract value	£32,590.50

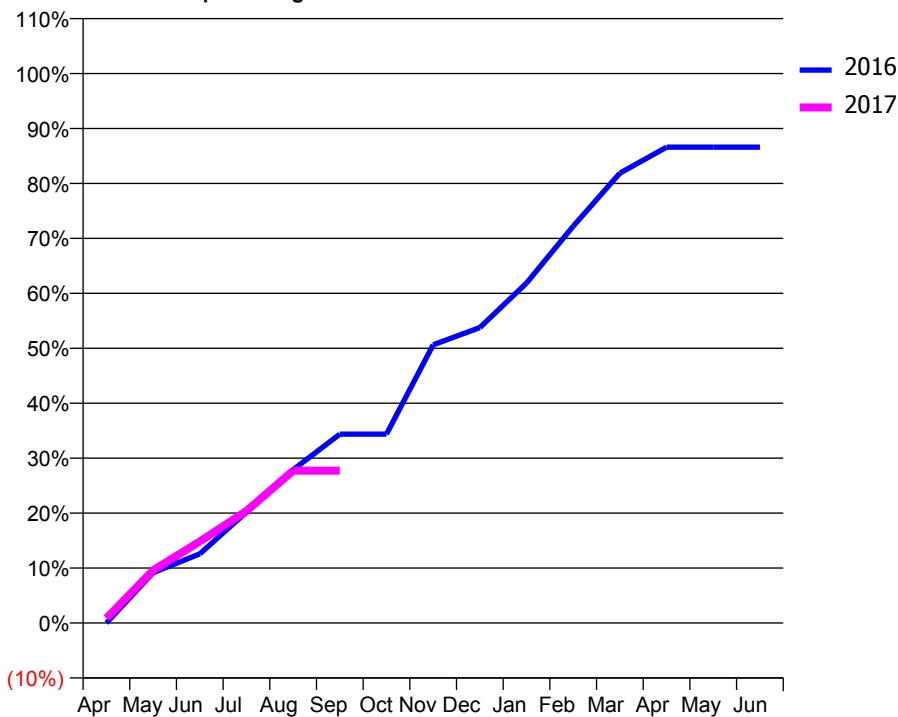
### ACCESS\*

Patients seen in 24 months	Total	Change since previous quarter
Quarter ending September 2015	580	
Quarter ending December 2015	585	→
Quarter ending March 2016	602	↑
Quarter ending June 2016	579	↓
Quarter ending September 2016	567	↓
<b>Variance since September 2015</b>	<b>(2.2%)</b>	<b>↓</b>



### ACTIVITY

Cumulative percentage of contracted UDA delivered 2016 & 2017



Adjusted Scheduled Activity (UDA)

Month	2016	2017
April	0	12
May	128	134
June	176	208
July	282	286
August	391	388
September	481	388
October	481	
November	709	
December	753	
January	866	
February	1,011	
March	1,146	
April	1,212	
May	1,212	
June	1,212	

### QUALITY

	Quantity	Base Number	Contract	AT	Region	England
% of FP17s for the same patient ID Re-attending within 3 months - Children	12	307	3.9%	9.8%	11.8%	12.4%
% of FP17s for the same patient ID Re-attending within 3 months - Adults	1	41	2.4%	15.8%	16.6%	16.7%
% of FP17s for the same patient ID Re-attending between 3 & 9 months - Children	228	307	74.3%	59.0%	60.2%	57.4%
% of FP17s for the same patient ID Re-attending between 3 & 9 months - Adults	29	41	70.7%	50.9%	52.0%	50.5%
% of FP17s for Band 1 Urgent Courses	6	304	2.0%	9.5%	9.4%	9.1%
% of FP17s Relating to Free Repair or Replacements	0	304	0.0%	0.6%	0.7%	0.8%
% of FP17s Relating to Continuations	0	304	0.0%	1.1%	1.2%	1.3%
% of Patients satisfied with the dentistry they have received	0	0	N/A	94.8%	93.6%	93.2%
% of Patients satisfied with the time they had to wait for an appointment	0	0	N/A	91.7%	89.1%	89.0%

\* This is based on patients treated on this contract for their most recent course of treatment. Figures in italics indicate the base number of FP17s or Patient Questionnaire responses are less than 100. N/A is shown where the base number of responses is less than 10 during the period. % is calculated as Quantity/Base number\*100

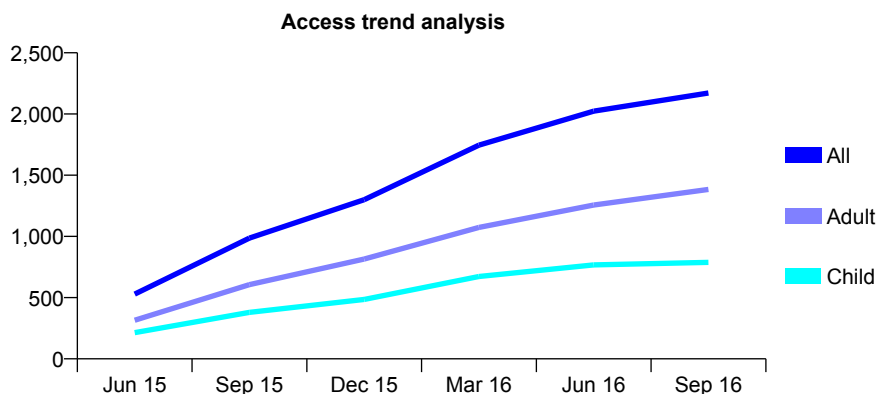
## Q68 - Vital Signs At a Glance Contract Report for 157538/0001 - September 2016

Name or company name	Bewbush Dental Limited
Contract type name	GDS Contract
Purpose of contract	General
Contract start date	01/04/2015
Contract end date	

16/17 Contracted general activity (UDA)	5,265
Carry forward general activity (UDA)	-101
16/17 Contracted orthodontic activity (UOA)	0
Carry forward orthodontic activity (UOA)	0
Baseline contract value	£130,441.77

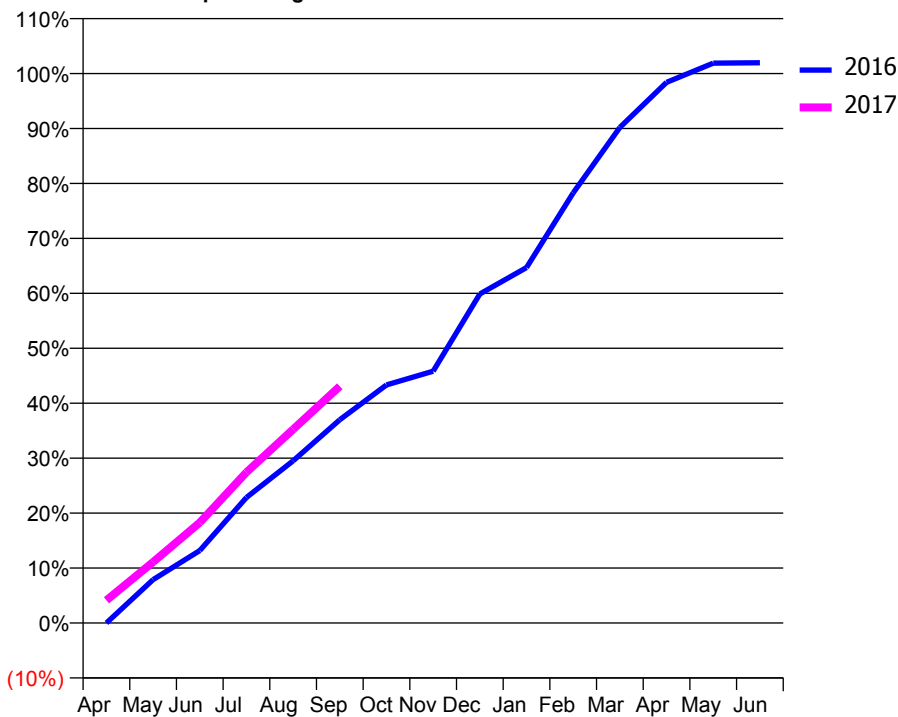
### ACCESS\*

Patients seen in 24 months	Total	Change since previous quarter
Quarter ending September 2015	986	
Quarter ending December 2015	1,300	↑
Quarter ending March 2016	1,746	↑
Quarter ending June 2016	2,023	↑
Quarter ending September 2016	2,172	↑
<b>Variance since September 2015</b>	<b>120.3%</b>	<b>↑</b>



### ACTIVITY

Cumulative percentage of contracted UDA delivered 2016 & 2017



Month	Adjusted Scheduled Activity (UDA)	
	2016	2017
April	1	218
May	408	584
June	680	963
July	1,180	1,444
August	1,524	1,855
September	1,911	2,268
October	2,237	
November	2,366	
December	3,091	
January	3,339	
February	4,041	
March	4,656	
April	5,080	
May	5,261	
June	5,264	

### QUALITY

	Quantity	Base Number	Contract	AT	Region	England
% of FP17s for the same patient ID Re-attending within 3 months - Children	91	706	12.9%	9.8%	11.8%	12.4%
% of FP17s for the same patient ID Re-attending within 3 months - Adults	184	1,099	16.7%	15.8%	16.6%	16.7%
% of FP17s for the same patient ID Re-attending between 3 & 9 months - Children	406	706	57.5%	59.0%	60.2%	57.4%
% of FP17s for the same patient ID Re-attending between 3 & 9 months - Adults	516	1,099	47.0%	50.9%	52.0%	50.5%
% of FP17s for Band 1 Urgent Courses	121	1,165	10.4%	9.5%	9.4%	9.1%
% of FP17s Relating to Free Repair or Replacements	3	1,165	0.3%	0.6%	0.7%	0.8%
% of FP17s Relating to Continuations	0	1,165	0.0%	1.1%	1.2%	1.3%
% of Patients satisfied with the dentistry they have received	2	2	N/A	94.8%	93.6%	93.2%
% of Patients satisfied with the time they had to wait for an appointment	2	2	N/A	91.7%	89.1%	89.0%

\* This is based on patients treated on this contract for their most recent course of treatment. Figures in italics indicate the base number of FP17s or Patient Questionnaire responses are less than 100. N/A is shown where the base number of responses is less than 10 during the period. % is calculated as Quantity/Base number\*100

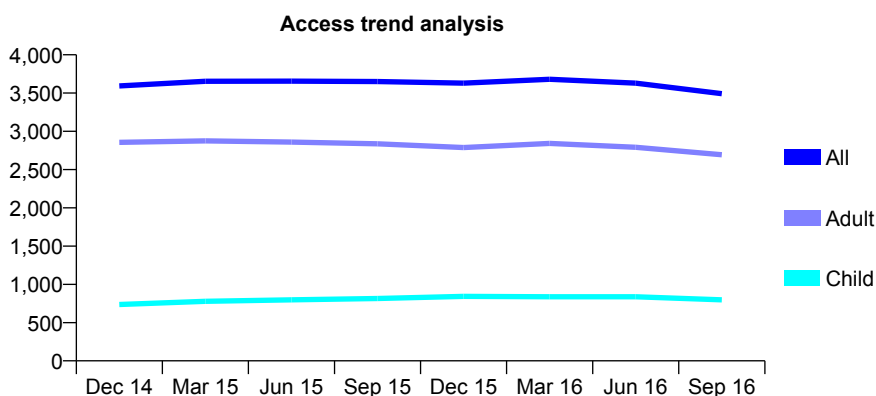
## Q68 - Vital Signs At a Glance Contract Report for 158275/0001 - September 2016

Name or company name	Esmail Harunani and Murtaza Kanani
Contract type name	GDS Contract
Purpose of contract	General
Contract start date	01/10/2009
Contract end date	

16/17 Contracted general activity (UDA)	10,150
Carry forward general activity (UDA)	-96
16/17 Contracted orthodontic activity (UOA)	0
Carry forward orthodontic activity (UOA)	0
Baseline contract value	£239,990.01

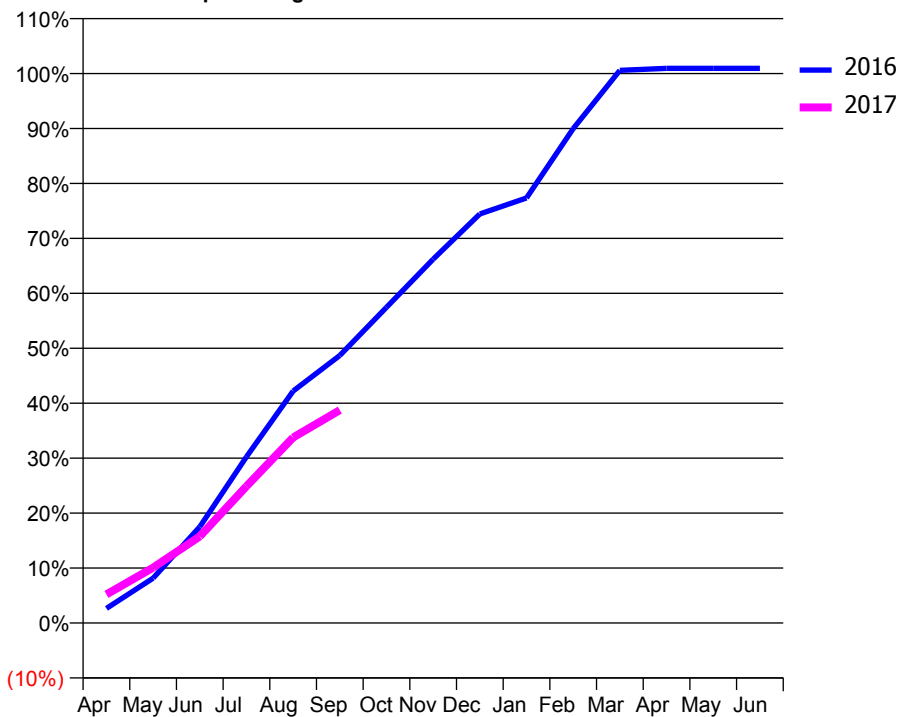
### ACCESS\*

Patients seen in 24 months	Total	Change since previous quarter
Quarter ending September 2015	3,651	
Quarter ending December 2015	3,630	→
Quarter ending March 2016	3,680	→
Quarter ending June 2016	3,629	↓
Quarter ending September 2016	3,492	↓
<b>Variance since September 2015</b>	<b>(4.4%)</b>	<b>↓</b>



### ACTIVITY

Cumulative percentage of contracted UDA delivered 2016 & 2017



Month	Adjusted Scheduled Activity (UDA)	
	2016	2017
April	271	528
May	828	1,023
June	1,776	1,601
July	3,071	2,525
August	4,285	3,428
September	4,942	3,932
October	5,830	
November	6,722	
December	7,555	
January	7,851	
February	9,132	
March	10,209	
April	10,245	
May	10,246	
June	10,246	

### QUALITY

	Quantity	Base Number	Contract	AT	Region	England
% of FP17s for the same patient ID Re-attending within 3 months - Children	28	424	6.6%	9.8%	11.8%	12.4%
% of FP17s for the same patient ID Re-attending within 3 months - Adults	161	1,169	13.8%	15.8%	16.6%	16.7%
% of FP17s for the same patient ID Re-attending between 3 & 9 months - Children	188	424	44.3%	59.0%	60.2%	57.4%
% of FP17s for the same patient ID Re-attending between 3 & 9 months - Adults	509	1,169	43.5%	50.9%	52.0%	50.5%
% of FP17s for Band 1 Urgent Courses	200	1,581	12.7%	9.5%	9.4%	9.1%
% of FP17s Relating to Free Repair or Replacements	32	1,581	2.0%	0.6%	0.7%	0.8%
% of FP17s Relating to Continuations	32	1,581	2.0%	1.1%	1.2%	1.3%
% of Patients satisfied with the dentistry they have received	3	4	N/A	94.8%	93.6%	93.2%
% of Patients satisfied with the time they had to wait for an appointment	3	4	N/A	91.7%	89.1%	89.0%

\* This is based on patients treated on this contract for their most recent course of treatment. Figures in italics indicate the base number of FP17s or Patient Questionnaire responses are less than 100. N/A is shown where the base number of responses is less than 10 during the period. % is calculated as Quantity/Base number\*100

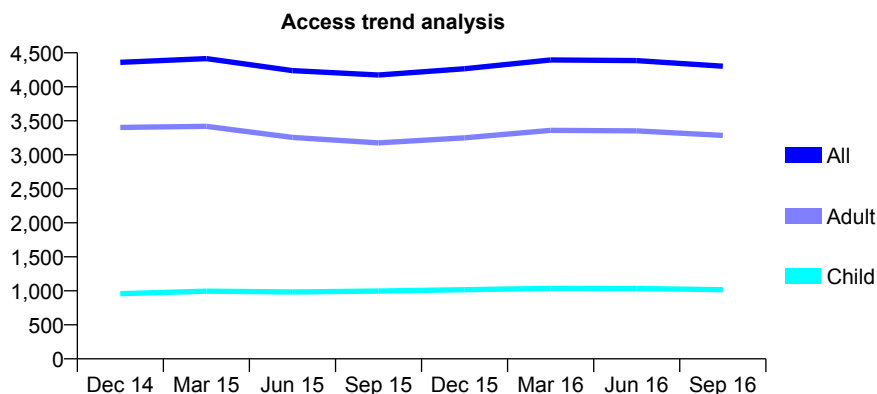
## Q68 - Vital Signs At a Glance Contract Report for 158275/0002 - September 2016

Name or company name	Esmail Harunani and Murtaza Kanani
Contract type name	GDS Contract
Purpose of contract	General
Contract start date	01/10/2009
Contract end date	

16/17 Contracted general activity (UDA)	13,900
Carry forward general activity (UDA)	-213
16/17 Contracted orthodontic activity (UOA)	0
Carry forward orthodontic activity (UOA)	0
Baseline contract value	£326,933.91

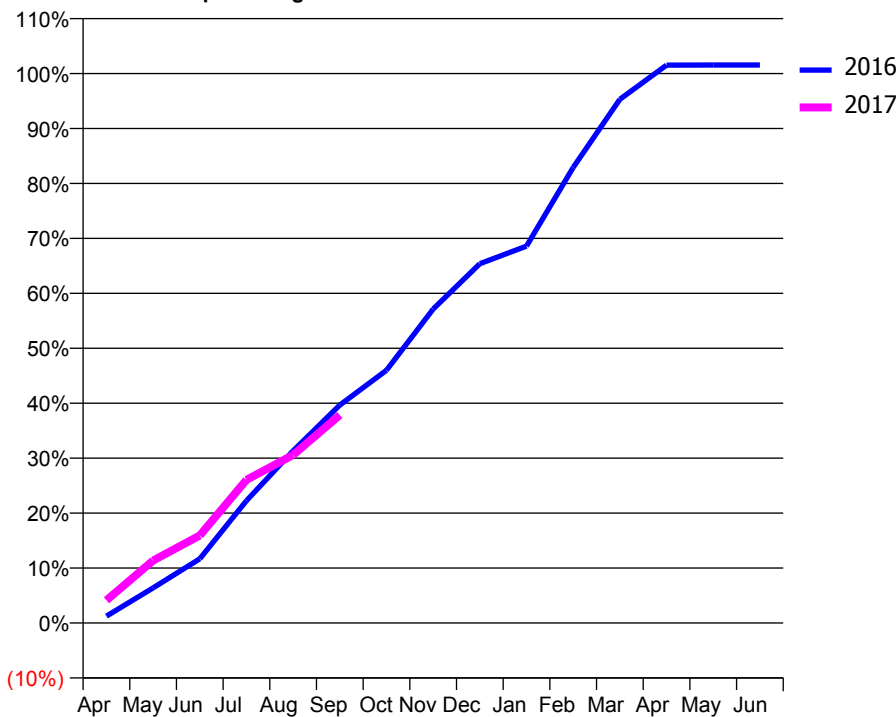
### ACCESS\*

Patients seen in 24 months	Total	Change since previous quarter
Quarter ending September 2015	4,174	
Quarter ending December 2015	4,266	↑
Quarter ending March 2016	4,396	↑
Quarter ending June 2016	4,386	→
Quarter ending September 2016	4,303	↓
<b>Variance since September 2015</b>	<b>3.1%</b>	<b>↑</b>



### ACTIVITY

Cumulative percentage of contracted UDA delivered 2016 & 2017



Month	Adjusted Scheduled Activity (UDA)	
	2016	2017
April	174	577
May	890	1,580
June	1,625	2,213
July	3,095	3,622
August	4,357	4,253
September	5,512	5,260
October	6,392	
November	7,941	
December	9,088	
January	9,534	
February	11,525	
March	13,247	
April	14,110	
May	14,113	
June	14,113	

### QUALITY

	Quantity	Base Number	Contract	AT	Region	England
% of FP17s for the same patient ID Re-attending within 3 months - Children	40	650	6.2%	9.8%	11.8%	12.4%
% of FP17s for the same patient ID Re-attending within 3 months - Adults	342	2,047	16.7%	15.8%	16.6%	16.7%
% of FP17s for the same patient ID Re-attending between 3 & 9 months - Children	379	650	58.3%	59.0%	60.2%	57.4%
% of FP17s for the same patient ID Re-attending between 3 & 9 months - Adults	1,088	2,047	53.2%	50.9%	52.0%	50.5%
% of FP17s for Band 1 Urgent Courses	242	2,020	12.0%	9.5%	9.4%	9.1%
% of FP17s Relating to Free Repair or Replacements	2	2,020	0.1%	0.6%	0.7%	0.8%
% of FP17s Relating to Continuations	10	2,020	0.5%	1.1%	1.2%	1.3%
% of Patients satisfied with the dentistry they have received	6	6	N/A	94.8%	93.6%	93.2%
% of Patients satisfied with the time they had to wait for an appointment	5	6	N/A	91.7%	89.1%	89.0%

\* This is based on patients treated on this contract for their most recent course of treatment. Figures in italics indicate the base number of FP17s or Patient Questionnaire responses are less than 100. N/A is shown where the base number of responses is less than 10 during the period. % is calculated as Quantity/Base number\*100

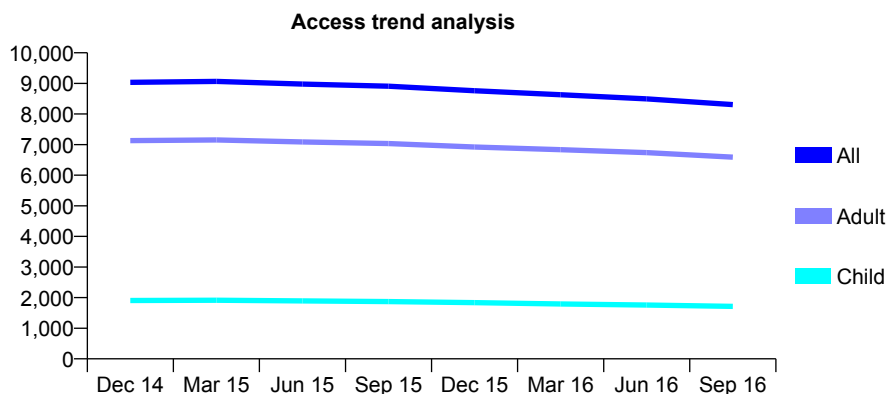
## Q68 - Vital Signs At a Glance Contract Report for 160237/0001 - September 2016

Name or company name	Five Rivers Dental Ltd
Contract type name	GDS Contract
Purpose of contract	General
Contract start date	01/10/2008
Contract end date	

16/17 Contracted general activity (UDA)	22,127
Carry forward general activity (UDA)	-443
16/17 Contracted orthodontic activity (UOA)	0
Carry forward orthodontic activity (UOA)	0
Baseline contract value	£593,274.88

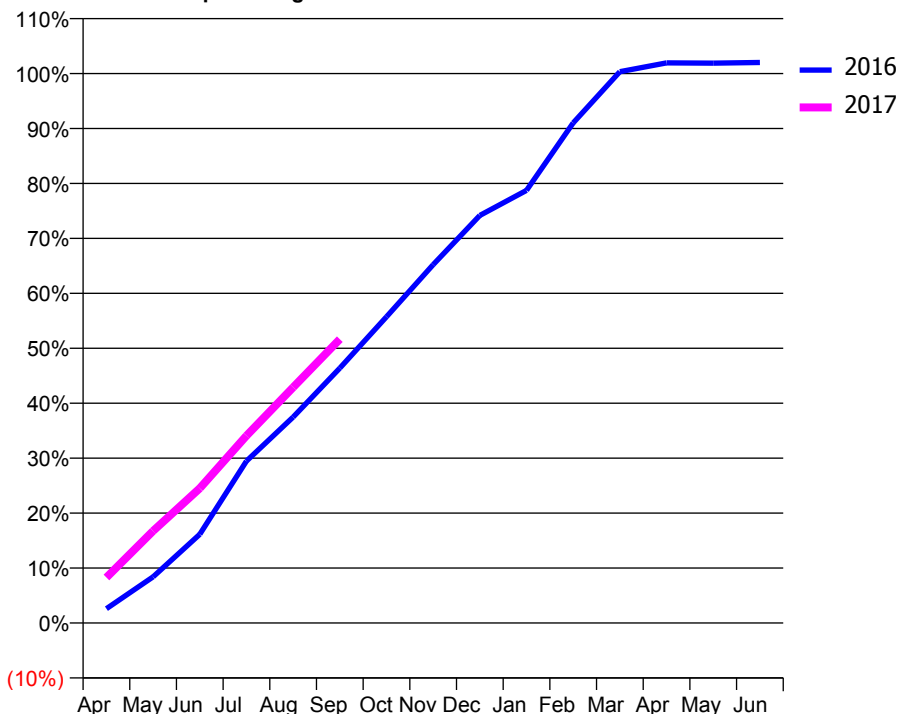
### ACCESS\*

Patients seen in 24 months	Total	Change since previous quarter
Quarter ending September 2015	8,907	
Quarter ending December 2015	8,760	↓
Quarter ending March 2016	8,630	↓
Quarter ending June 2016	8,495	↓
Quarter ending September 2016	8,306	↓
<b>Variance since September 2015</b>	<b>(6.7%)</b>	<b>↓</b>



### ACTIVITY

Cumulative percentage of contracted UDA delivered 2016 & 2017



Month	Adjusted Scheduled Activity (UDA)	
	2016	2017
April	575	1,831
May	1,860	3,706
June	3,572	5,427
July	6,521	7,540
August	8,292	9,490
September	10,263	11,431
October	12,329	
November	14,432	
December	16,413	
January	17,422	
February	20,137	
March	22,200	
April	22,557	
May	22,546	
June	22,571	

### QUALITY

	Quantity	Base Number	Contract	AT	Region	England
% of FP17s for the same patient ID Re-attending within 3 months - Children	79	1,481	5.3%	9.8%	11.8%	12.4%
% of FP17s for the same patient ID Re-attending within 3 months - Adults	666	5,102	13.1%	15.8%	16.6%	16.7%
% of FP17s for the same patient ID Re-attending between 3 & 9 months - Children	1,040	1,481	70.2%	59.0%	60.2%	57.4%
% of FP17s for the same patient ID Re-attending between 3 & 9 months - Adults	3,141	5,102	61.6%	50.9%	52.0%	50.5%
% of FP17s for Band 1 Urgent Courses	347	6,395	5.4%	9.5%	9.4%	9.1%
% of FP17s Relating to Free Repair or Replacements	27	6,395	0.4%	0.6%	0.7%	0.8%
% of FP17s Relating to Continuations	92	6,395	1.4%	1.1%	1.2%	1.3%
% of Patients satisfied with the dentistry they have received	9	10	90.0%	94.8%	93.6%	93.2%
% of Patients satisfied with the time they had to wait for an appointment	9	10	90.0%	91.7%	89.1%	89.0%

\* This is based on patients treated on this contract for their most recent course of treatment. Figures in italics indicate the base number of FP17s or Patient Questionnaire responses are less than 100. N/A is shown where the base number of responses is less than 10 during the period. % is calculated as Quantity/Base number\*100

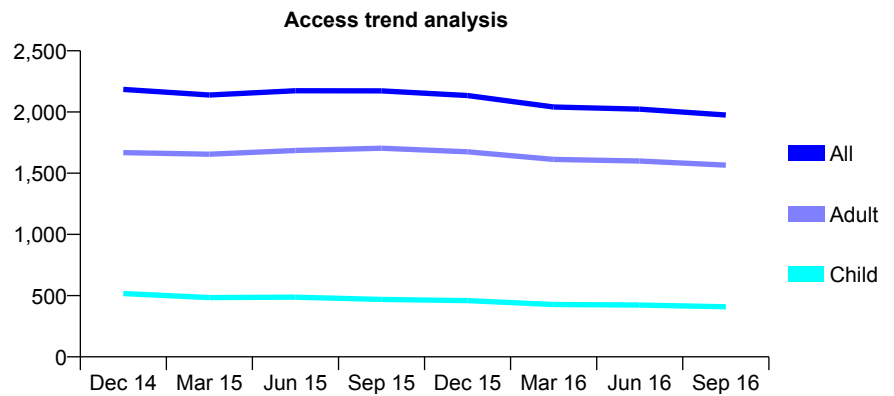
## Q68 - Vital Signs At a Glance Contract Report for 160237/0002 - September 2016

Name or company name	Five Rivers Dental Ltd
Contract type name	GDS Contract
Purpose of contract	General
Contract start date	01/10/2008
Contract end date	

16/17 Contracted general activity (UDA)	4,800
Carry forward general activity (UDA)	-96
16/17 Contracted orthodontic activity (UOA)	0
Carry forward orthodontic activity (UOA)	0
Baseline contract value	£133,659.43

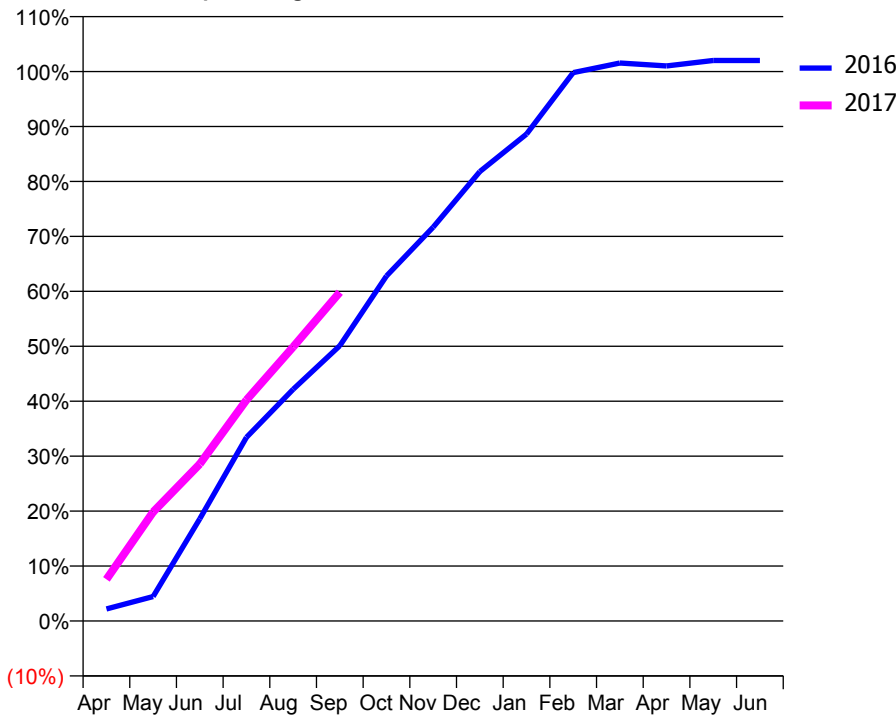
### ACCESS\*

Patients seen in 24 months	Total	Change since previous quarter
Quarter ending September 2015	2,173	
Quarter ending December 2015	2,134	↓
Quarter ending March 2016	2,041	↓
Quarter ending June 2016	2,023	→
Quarter ending September 2016	1,975	↓
<b>Variance since September 2015</b>	<b>(9.1%)</b>	<b>↓</b>



### ACTIVITY

Cumulative percentage of contracted UDA delivered 2016 & 2017



Month	Adjusted Scheduled Activity (UDA)	
	2016	2017
April	106	364
May	214	952
June	893	1,372
July	1,605	1,930
August	2,024	2,394
September	2,405	2,872
October	3,014	
November	3,440	
December	3,926	
January	4,254	
February	4,791	
March	4,874	
April	4,848	
May	4,896	
June	4,896	

### QUALITY

	Quantity	Base Number	Contract	AT	Region	England
% of FP17s for the same patient ID Re-attending within 3 months - Children	22	352	6.3%	9.8%	11.8%	12.4%
% of FP17s for the same patient ID Re-attending within 3 months - Adults	110	1,220	9.0%	15.8%	16.6%	16.7%
% of FP17s for the same patient ID Re-attending between 3 & 9 months - Children	212	352	60.2%	59.0%	60.2%	57.4%
% of FP17s for the same patient ID Re-attending between 3 & 9 months - Adults	721	1,220	59.1%	50.9%	52.0%	50.5%
% of FP17s for Band 1 Urgent Courses	105	1,557	6.7%	9.5%	9.4%	9.1%
% of FP17s Relating to Free Repair or Replacements	15	1,557	1.0%	0.6%	0.7%	0.8%
% of FP17s Relating to Continuations	14	1,557	0.9%	1.1%	1.2%	1.3%
% of Patients satisfied with the dentistry they have received	4	4	N/A	94.8%	93.6%	93.2%
% of Patients satisfied with the time they had to wait for an appointment	4	4	N/A	91.7%	89.1%	89.0%

\* This is based on patients treated on this contract for their most recent course of treatment. Figures in italics indicate the base number of FP17s or Patient Questionnaire responses are less than 100. N/A is shown where the base number of responses is less than 10 during the period. % is calculated as Quantity/Base number\*100

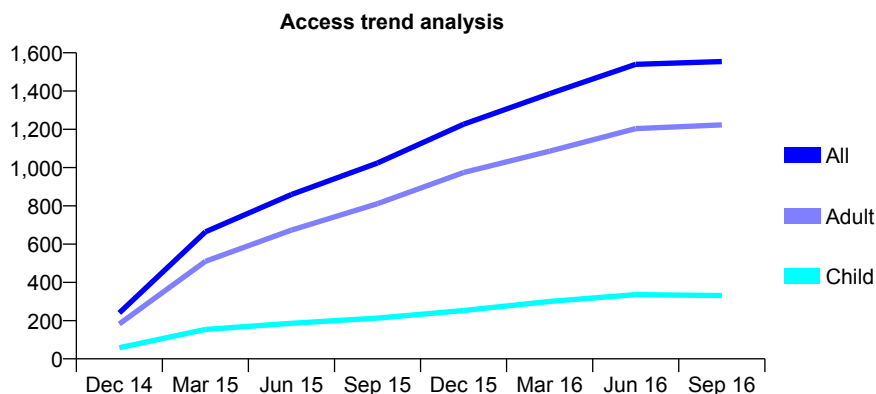
## Q68 - Vital Signs At a Glance Contract Report for 160482/0001 - September 2016

Name or company name	Mr W Clinton, Mr Y Noorani and Miss M No
Contract type name	GDS Contract
Purpose of contract	General
Contract start date	01/11/2014
Contract end date	

16/17 Contracted general activity (UDA)	6,187
Carry forward general activity (UDA)	-15
16/17 Contracted orthodontic activity (UOA)	0
Carry forward orthodontic activity (UOA)	0
Baseline contract value	£141,113.84

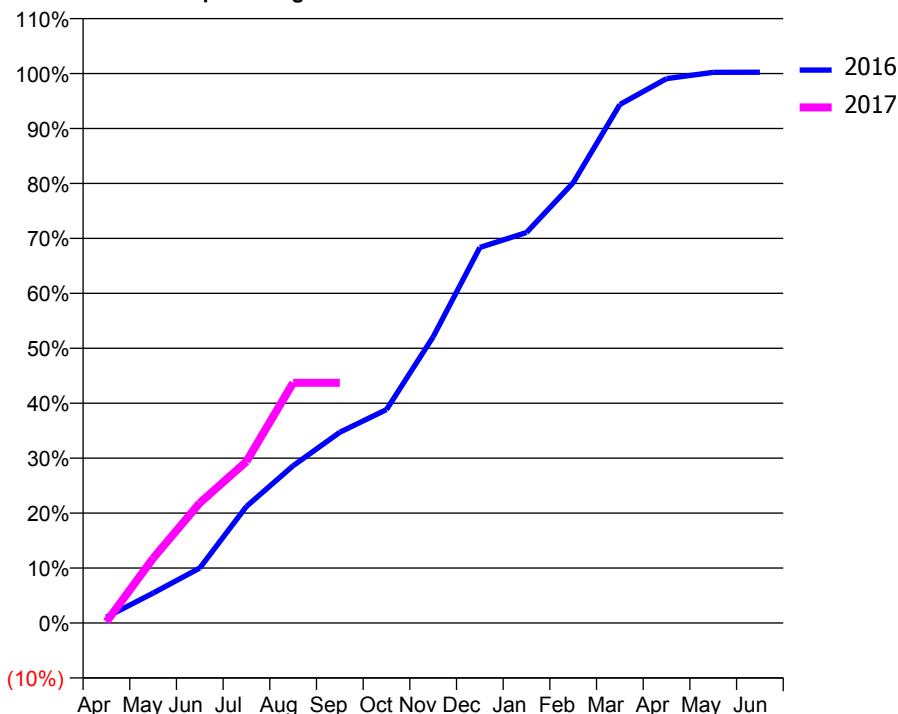
### ACCESS\*

Patients seen in 24 months	Total	Change since previous quarter
Quarter ending September 2015	1,024	
Quarter ending December 2015	1,227	↑
Quarter ending March 2016	1,386	↑
Quarter ending June 2016	1,540	↑
Quarter ending September 2016	1,554	→
<b>Variance since September 2015</b>	<b>51.8%</b>	<b>↑</b>



### ACTIVITY

**Cumulative percentage of contracted UDA delivered 2016 & 2017**



**Adjusted Scheduled Activity (UDA)**

Month	2016	2017
April	66	15
May	338	730
June	619	1,352
July	1,312	1,820
August	1,771	2,705
September	2,148	2,705
October	2,403	
November	3,222	
December	4,229	
January	4,397	
February	4,957	
March	5,838	
April	6,130	
May	6,201	
June	6,202	

### QUALITY

	Quantity	Base Number	Contract	AT	Region	England
% of FP17s for the same patient ID Re-attending within 3 months - Children	48	244	19.7%	9.8%	11.8%	12.4%
% of FP17s for the same patient ID Re-attending within 3 months - Adults	269	894	30.1%	15.8%	16.6%	16.7%
% of FP17s for the same patient ID Re-attending between 3 & 9 months - Children	97	244	39.8%	59.0%	60.2%	57.4%
% of FP17s for the same patient ID Re-attending between 3 & 9 months - Adults	363	894	40.6%	50.9%	52.0%	50.5%
% of FP17s for Band 1 Urgent Courses	231	1,009	22.9%	9.5%	9.4%	9.1%
% of FP17s Relating to Free Repair or Replacements	10	1,009	1.0%	0.6%	0.7%	0.8%
% of FP17s Relating to Continuations	9	1,009	0.9%	1.1%	1.2%	1.3%
% of Patients satisfied with the dentistry they have received	1	2	N/A	94.8%	93.6%	93.2%
% of Patients satisfied with the time they had to wait for an appointment	2	2	N/A	91.7%	89.1%	89.0%

\* This is based on patients treated on this contract for their most recent course of treatment. Figures in italics indicate the base number of FP17s or Patient Questionnaire responses are less than 100. N/A is shown where the base number of responses is less than 10 during the period. % is calculated as Quantity/Base number\*100



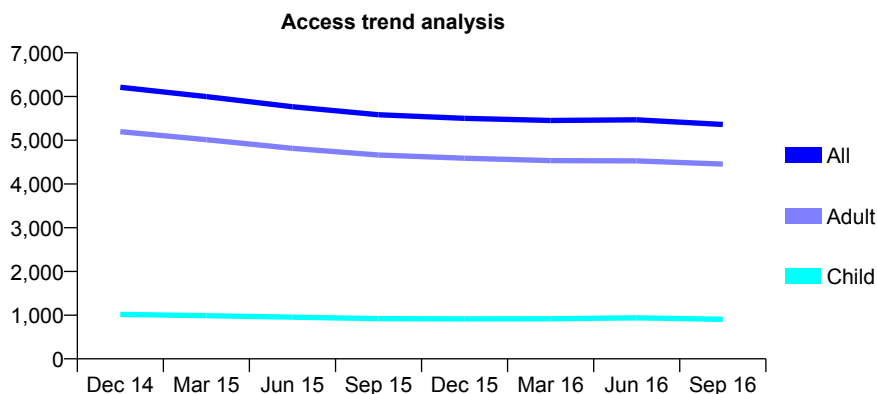
## Q68 - Vital Signs At a Glance Contract Report for 161098/0001 - September 2016

Name or company name	Mr A Fridmann and Mr A Pangotra
Contract type name	GDS Contract
Purpose of contract	General
Contract start date	17/12/2012
Contract end date	

16/17 Contracted general activity (UDA)	18,150
Carry forward general activity (UDA)	-359
16/17 Contracted orthodontic activity (UOA)	0
Carry forward orthodontic activity (UOA)	0
Baseline contract value	£535,561.29

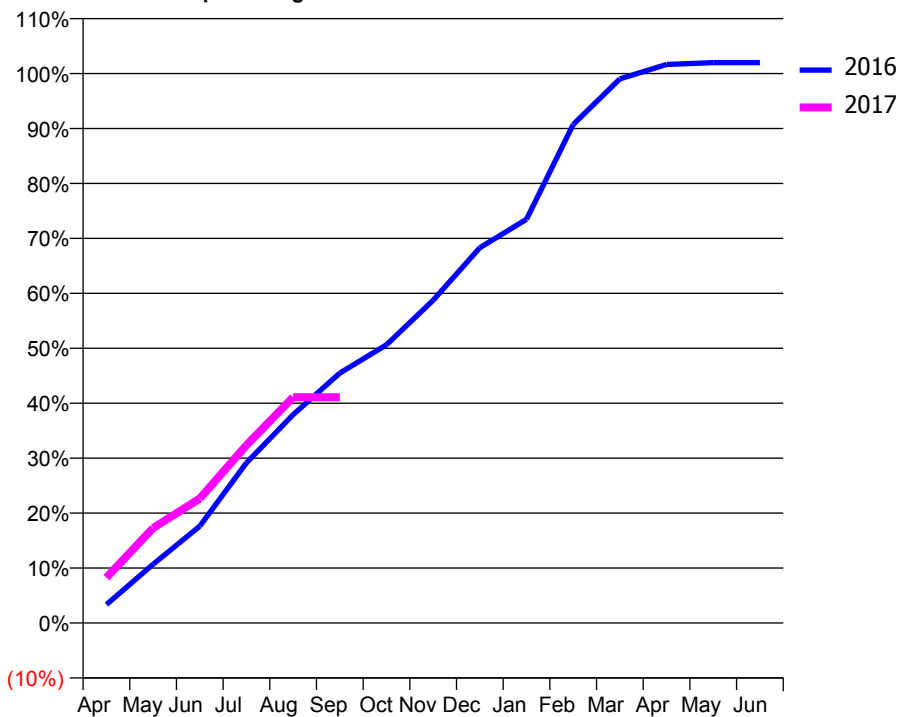
### ACCESS\*

Patients seen in 24 months	Total	Change since previous quarter
Quarter ending September 2015	5,582	
Quarter ending December 2015	5,502	↓
Quarter ending March 2016	5,451	→
Quarter ending June 2016	5,466	→
Quarter ending September 2016	5,361	↓
<b>Variance since September 2015</b>	<b>(4.0%)</b>	<b>↓</b>



### ACTIVITY

Cumulative percentage of contracted UDA delivered 2016 & 2017



Adjusted Scheduled Activity (UDA)

Month	2016	2017
April	612	1,499
May	1,940	3,136
June	3,199	4,112
July	5,293	5,871
August	6,884	7,457
September	8,256	7,457
October	9,191	
November	10,663	
December	12,396	
January	13,334	
February	16,467	
March	17,974	
April	18,449	
May	18,509	
June	18,509	

### QUALITY

	Quantity	Base Number	Contract	AT	Region	England
% of FP17s for the same patient ID Re-attending within 3 months - Children	56	642	8.7%	9.8%	11.8%	12.4%
% of FP17s for the same patient ID Re-attending within 3 months - Adults	447	2,729	16.4%	15.8%	16.6%	16.7%
% of FP17s for the same patient ID Re-attending between 3 & 9 months - Children	344	642	53.6%	59.0%	60.2%	57.4%
% of FP17s for the same patient ID Re-attending between 3 & 9 months - Adults	1,332	2,729	48.8%	50.9%	52.0%	50.5%
% of FP17s for Band 1 Urgent Courses	187	3,139	6.0%	9.5%	9.4%	9.1%
% of FP17s Relating to Free Repair or Replacements	21	3,139	0.7%	0.6%	0.7%	0.8%
% of FP17s Relating to Continuations	127	3,139	4.0%	1.1%	1.2%	1.3%
% of Patients satisfied with the dentistry they have received	9	11	81.8%	94.8%	93.6%	93.2%
% of Patients satisfied with the time they had to wait for an appointment	10	11	90.9%	91.7%	89.1%	89.0%

\* This is based on patients treated on this contract for their most recent course of treatment. Figures in italics indicate the base number of FP17s or Patient Questionnaire responses are less than 100. N/A is shown where the base number of responses is less than 10 during the period. % is calculated as Quantity/Base number\*100

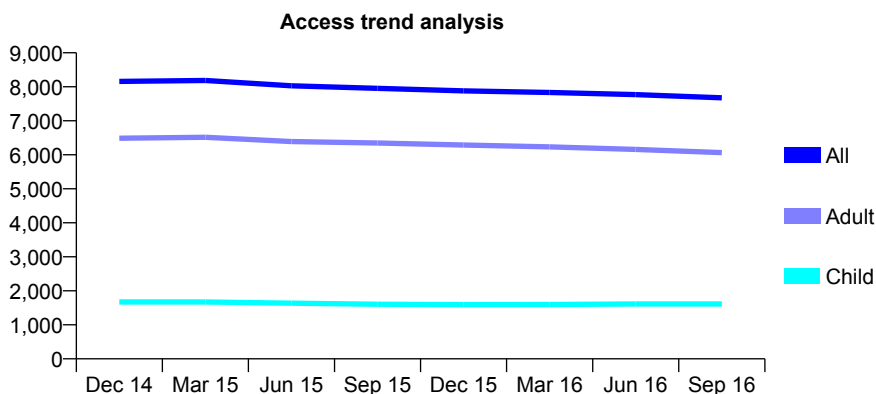
## Q68 - Vital Signs At a Glance Contract Report for 161322/0001 - September 2016

Name or company name	NORTH LAINES DENTAL PRACTICE
Contract type name	GDS Contract
Purpose of contract	General
Contract start date	01/04/2008
Contract end date	

16/17 Contracted general activity (UDA)	25,769
Carry forward general activity (UDA)	0
16/17 Contracted orthodontic activity (UOA)	0
Carry forward orthodontic activity (UOA)	0
Baseline contract value	£731,429.80

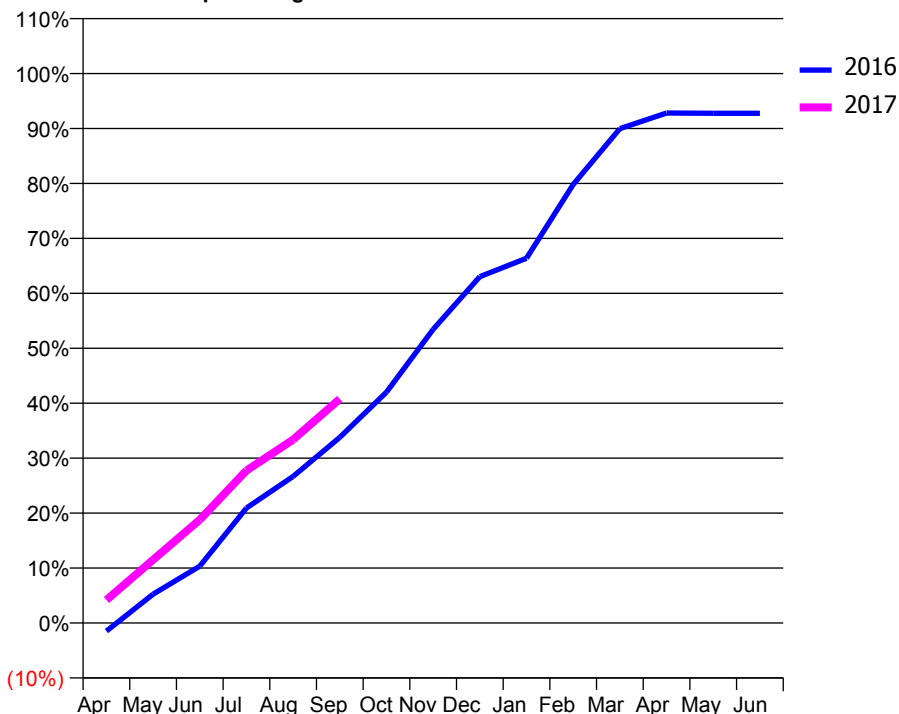
### ACCESS\*

Patients seen in 24 months	Total	Change since previous quarter
Quarter ending September 2015	7,953	
Quarter ending December 2015	7,881	→
Quarter ending March 2016	7,832	→
Quarter ending June 2016	7,769	→
Quarter ending September 2016	7,677	↓
<b>Variance since September 2015</b>	<b>(3.5%)</b>	<b>↓</b>



### ACTIVITY

Cumulative percentage of contracted UDA delivered 2016 & 2017



Month	Adjusted Scheduled Activity (UDA)	
	2016	2017
April	-382	1,082
May	1,355	2,967
June	2,666	4,841
July	5,391	7,153
August	6,876	8,603
September	8,706	10,506
October	10,826	
November	13,774	
December	16,244	
January	17,107	
February	20,564	
March	23,185	
April	23,915	
May	23,905	
June	23,905	

### QUALITY

	Quantity	Base Number	Contract	AT	Region	England
% of FP17s for the same patient ID Re-attending within 3 months - Children	120	1,083	11.1%	9.8%	11.8%	12.4%
% of FP17s for the same patient ID Re-attending within 3 months - Adults	933	3,856	24.2%	15.8%	16.6%	16.7%
% of FP17s for the same patient ID Re-attending between 3 & 9 months - Children	565	1,083	52.2%	59.0%	60.2%	57.4%
% of FP17s for the same patient ID Re-attending between 3 & 9 months - Adults	1,557	3,856	40.4%	50.9%	52.0%	50.5%
% of FP17s for Band 1 Urgent Courses	855	4,619	18.5%	9.5%	9.4%	9.1%
% of FP17s Relating to Free Repair or Replacements	59	4,619	1.3%	0.6%	0.7%	0.8%
% of FP17s Relating to Continuations	59	4,619	1.3%	1.1%	1.2%	1.3%
% of Patients satisfied with the dentistry they have received	8	8	N/A	94.8%	93.6%	93.2%
% of Patients satisfied with the time they had to wait for an appointment	8	8	N/A	91.7%	89.1%	89.0%

\* This is based on patients treated on this contract for their most recent course of treatment. Figures in italics indicate the base number of FP17s or Patient Questionnaire responses are less than 100. N/A is shown where the base number of responses is less than 10 during the period. % is calculated as Quantity/Base number\*100

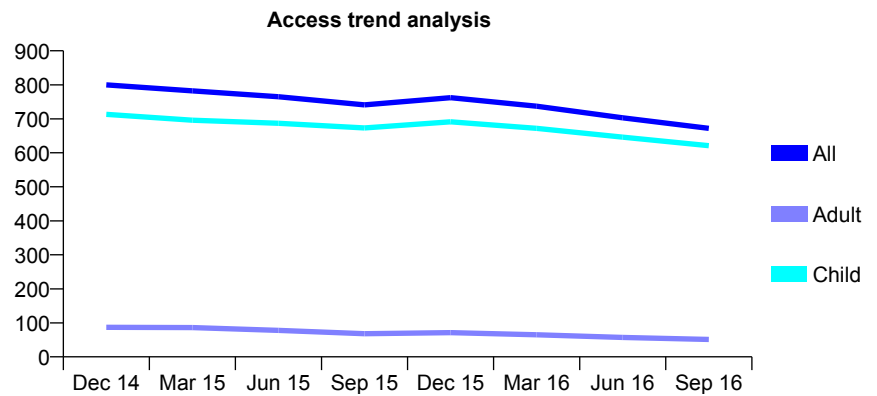
## Q68 - Vital Signs At a Glance Contract Report for 162108/0001 - September 2016

Name or company name	Mr M Clery and Ms R Amlani
Contract type name	GDS Contract
Purpose of contract	General
Contract start date	01/04/2010
Contract end date	

16/17 Contracted general activity (UDA)	1,170
Carry forward general activity (UDA)	-23
16/17 Contracted orthodontic activity (UOA)	0
Carry forward orthodontic activity (UOA)	0
Baseline contract value	£29,804.31

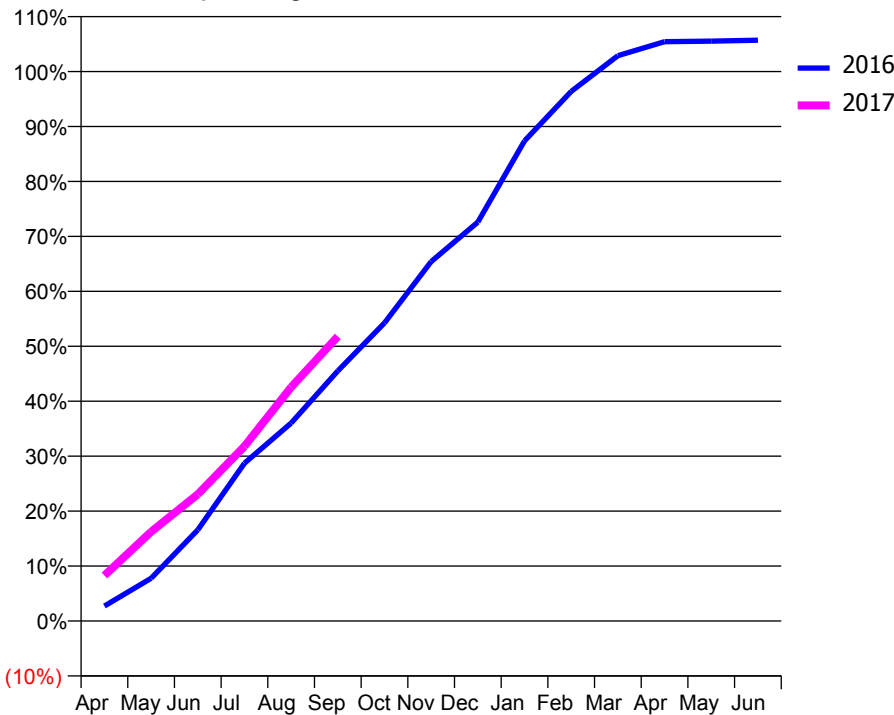
### ACCESS\*

Patients seen in 24 months	Total	Change since previous quarter
Quarter ending September 2015	741	
Quarter ending December 2015	762	↑
Quarter ending March 2016	737	↓
Quarter ending June 2016	703	↓
Quarter ending September 2016	672	↓
<b>Variance since September 2015</b>	<b>(9.3%)</b>	<b>↓</b>



### ACTIVITY

Cumulative percentage of contracted UDA delivered 2016 & 2017



Month	Adjusted Scheduled Activity (UDA)	
	2016	2017
April	32	97
May	91	190
June	194	270
July	336	372
August	421	498
September	532	606
October	635	
November	765	
December	849	
January	1,022	
February	1,128	
March	1,204	
April	1,234	
May	1,235	
June	1,237	

### QUALITY

	Quantity	Base Number	Contract	AT	Region	England
% of FP17s for the same patient ID Re-attending within 3 months - Children	18	497	3.6%	9.8%	11.8%	12.4%
% of FP17s for the same patient ID Re-attending within 3 months - Adults	1	15	6.7%	15.8%	16.6%	16.7%
% of FP17s for the same patient ID Re-attending between 3 & 9 months - Children	339	497	68.2%	59.0%	60.2%	57.4%
% of FP17s for the same patient ID Re-attending between 3 & 9 months - Adults	9	15	60.0%	50.9%	52.0%	50.5%
% of FP17s for Band 1 Urgent Courses	0	469	0.0%	9.5%	9.4%	9.1%
% of FP17s Relating to Free Repair or Replacements	0	469	0.0%	0.6%	0.7%	0.8%
% of FP17s Relating to Continuations	0	469	0.0%	1.1%	1.2%	1.3%
% of Patients satisfied with the dentistry they have received	0	0	N/A	94.8%	93.6%	93.2%
% of Patients satisfied with the time they had to wait for an appointment	0	0	N/A	91.7%	89.1%	89.0%

\* This is based on patients treated on this contract for their most recent course of treatment. Figures in italics indicate the base number of FP17s or Patient Questionnaire responses are less than 100. N/A is shown where the base number of responses is less than 10 during the period. % is calculated as Quantity/Base number\*100

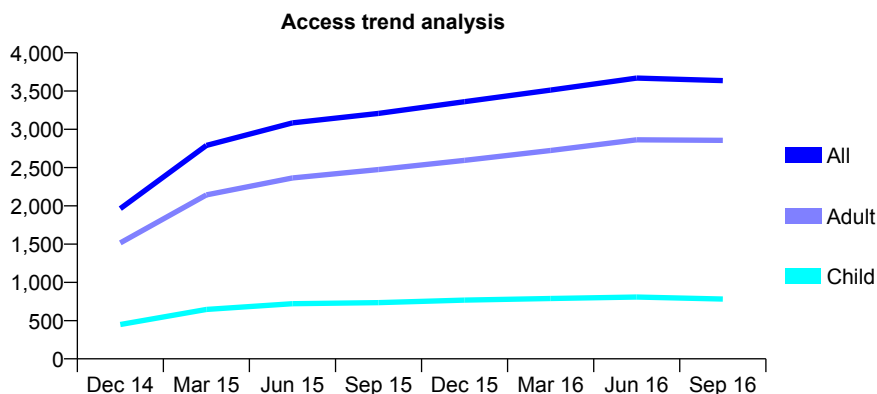
## Q68 - Vital Signs At a Glance Contract Report for 162434/0001 - September 2016

Name or company name	Mr A Eyrumlu, Mr M Eyrumlu & Mr M Darat
Contract type name	GDS Contract
Purpose of contract	General
Contract start date	01/08/2014
Contract end date	

16/17 Contracted general activity (UDA)	13,000
Carry forward general activity (UDA)	275
16/17 Contracted orthodontic activity (UOA)	0
Carry forward orthodontic activity (UOA)	0
Baseline contract value	£359,336.64

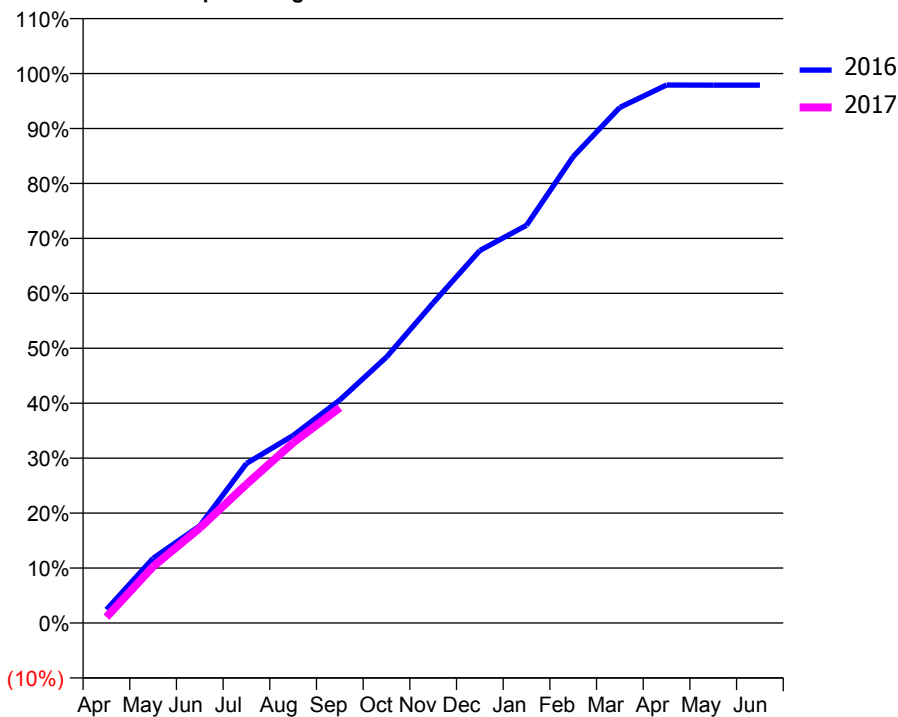
### ACCESS\*

Patients seen in 24 months	Total	Change since previous quarter
Quarter ending September 2015	3,208	
Quarter ending December 2015	3,362	↑
Quarter ending March 2016	3,513	↑
Quarter ending June 2016	3,670	↑
Quarter ending September 2016	3,637	→
<b>Variance since September 2015</b>	<b>13.4%</b>	<b>↑</b>



### ACTIVITY

Cumulative percentage of contracted UDA delivered 2016 & 2017



Month	Adjusted Scheduled Activity (UDA)	
	2016	2017
April	317	141
May	1,533	1,335
June	2,298	2,249
July	3,773	3,284
August	4,438	4,267
September	5,277	5,092
October	6,293	
November	7,572	
December	8,813	
January	9,410	
February	11,034	
March	12,196	
April	12,727	
May	12,724	
June	12,725	

### QUALITY

	Quantity	Base Number	Contract	AT	Region	England
% of FP17s for the same patient ID Re-attending within 3 months - Children	31	543	5.7%	9.8%	11.8%	12.4%
% of FP17s for the same patient ID Re-attending within 3 months - Adults	249	2,017	12.3%	15.8%	16.6%	16.7%
% of FP17s for the same patient ID Re-attending between 3 & 9 months - Children	328	543	60.4%	59.0%	60.2%	57.4%
% of FP17s for the same patient ID Re-attending between 3 & 9 months - Adults	1,113	2,017	55.2%	50.9%	52.0%	50.5%
% of FP17s for Band 1 Urgent Courses	134	2,367	5.7%	9.5%	9.4%	9.1%
% of FP17s Relating to Free Repair or Replacements	11	2,367	0.5%	0.6%	0.7%	0.8%
% of FP17s Relating to Continuations	64	2,367	2.7%	1.1%	1.2%	1.3%
% of Patients satisfied with the dentistry they have received	10	10	100.0%	94.8%	93.6%	93.2%
% of Patients satisfied with the time they had to wait for an appointment	9	10	90.0%	91.7%	89.1%	89.0%

\* This is based on patients treated on this contract for their most recent course of treatment. Figures in italics indicate the base number of FP17s or Patient Questionnaire responses are less than 100. N/A is shown where the base number of responses is less than 10 during the period. % is calculated as Quantity/Base number\*100

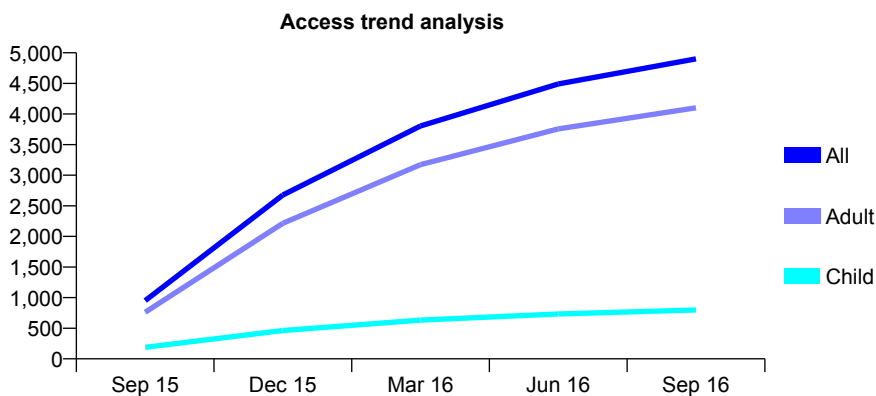
## Q68 - Vital Signs At a Glance Contract Report for 162531/0001 - September 2016

Name or company name	The Dental Surgery Partnership
Contract type name	GDS Contract
Purpose of contract	General
Contract start date	01/08/2015
Contract end date	

16/17 Contracted general activity (UDA)	21,012
Carry forward general activity (UDA)	739
16/17 Contracted orthodontic activity (UOA)	0
Carry forward orthodontic activity (UOA)	0
Baseline contract value	£539,690.44

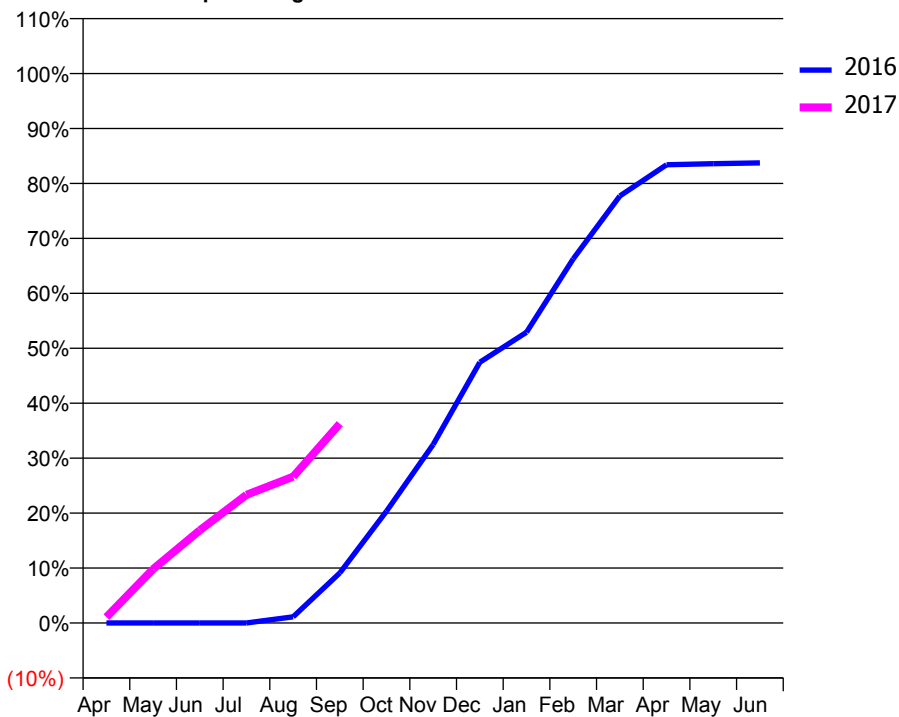
### ACCESS\*

Patients seen in 24 months	Total	Change since previous quarter
Quarter ending September 2015	950	
Quarter ending December 2015	2,676	↑
Quarter ending March 2016	3,806	↑
Quarter ending June 2016	4,492	↑
Quarter ending September 2016	4,900	↑
<b>Variance since September 2015</b>	<b>415.8%</b>	<b>↑</b>



### ACTIVITY

Cumulative percentage of contracted UDA delivered 2016 & 2017



Month	Adjusted Scheduled Activity (UDA)	
	2016	2017
April	0	227
May	0	2,064
June	0	3,545
July	0	4,904
August	158	5,595
September	1,276	7,620
October	2,852	
November	4,552	
December	6,647	
January	7,413	
February	9,283	
March	10,886	
April	11,683	
May	11,710	
June	11,730	

### QUALITY

	Quantity	Base Number	Contract	AT	Region	England
% of FP17s for the same patient ID Re-attending within 3 months - Children	42	654	6.4%	9.8%	11.8%	12.4%
% of FP17s for the same patient ID Re-attending within 3 months - Adults	556	3,323	16.7%	15.8%	16.6%	16.7%
% of FP17s for the same patient ID Re-attending between 3 & 9 months - Children	333	654	50.9%	59.0%	60.2%	57.4%
% of FP17s for the same patient ID Re-attending between 3 & 9 months - Adults	1,532	3,323	46.1%	50.9%	52.0%	50.5%
% of FP17s for Band 1 Urgent Courses	283	3,617	7.8%	9.5%	9.4%	9.1%
% of FP17s Relating to Free Repair or Replacements	10	3,617	0.3%	0.6%	0.7%	0.8%
% of FP17s Relating to Continuations	105	3,617	2.9%	1.1%	1.2%	1.3%
% of Patients satisfied with the dentistry they have received	6	7	N/A	94.8%	93.6%	93.2%
% of Patients satisfied with the time they had to wait for an appointment	6	7	N/A	91.7%	89.1%	89.0%

\* This is based on patients treated on this contract for their most recent course of treatment. Figures in italics indicate the base number of FP17s or Patient Questionnaire responses are less than 100. N/A is shown where the base number of responses is less than 10 during the period. % is calculated as Quantity/Base number\*100

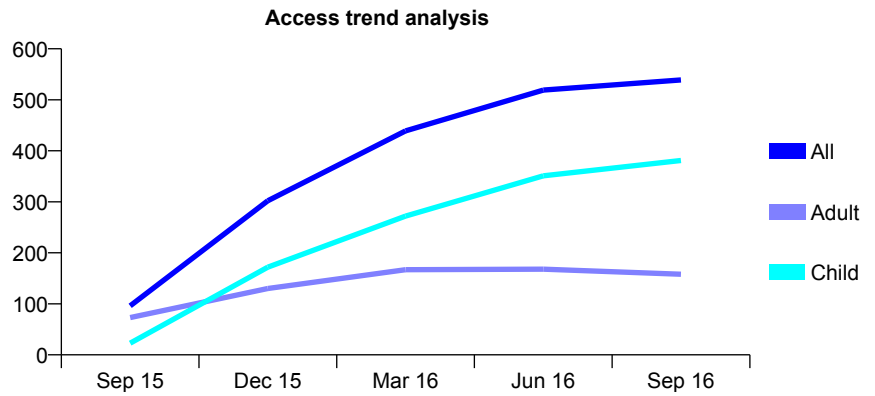
## Q68 - Vital Signs At a Glance Contract Report for 162639/0001 - September 2016

Name or company name	Mr J Bethune and Mr M Seifouri
Contract type name	GDS Contract
Purpose of contract	General
Contract start date	01/09/2015
Contract end date	

16/17 Contracted general activity (UDA)	1,434
Carry forward general activity (UDA)	-20
16/17 Contracted orthodontic activity (UOA)	0
Carry forward orthodontic activity (UOA)	0
Baseline contract value	£32,704.48

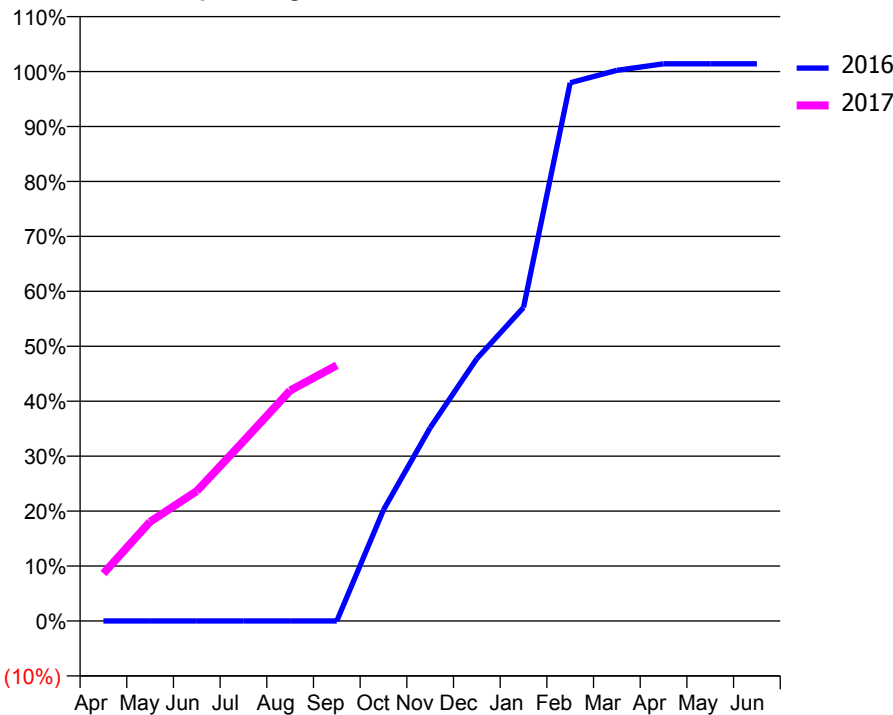
### ACCESS\*

Patients seen in 24 months	Total	Change since previous quarter
Quarter ending September 2015	96	
Quarter ending December 2015	302	↑
Quarter ending March 2016	439	↑
Quarter ending June 2016	519	↑
Quarter ending September 2016	539	↑
<b>Variance since September 2015</b>	<b>461.5%</b>	<b>↑</b>



### ACTIVITY

Cumulative percentage of contracted UDA delivered 2016 & 2017



Month	Adjusted Scheduled Activity (UDA)	
	2016	2017
April	0	124
May	0	259
June	0	339
July	0	469
August	0	601
September	0	667
October	169	
November	294	
December	400	
January	478	
February	820	
March	839	
April	849	
May	849	
June	849	

### QUALITY

	Quantity	Base Number	Contract	AT	Region	England
% of FP17s for the same patient ID Re-attending within 3 months - Children	9	346	2.6%	9.8%	11.8%	12.4%
% of FP17s for the same patient ID Re-attending within 3 months - Adults	6	94	6.4%	15.8%	16.6%	16.7%
% of FP17s for the same patient ID Re-attending between 3 & 9 months - Children	175	346	50.6%	59.0%	60.2%	57.4%
% of FP17s for the same patient ID Re-attending between 3 & 9 months - Adults	27	94	28.7%	50.9%	52.0%	50.5%
% of FP17s for Band 1 Urgent Courses	2	436	0.5%	9.5%	9.4%	9.1%
% of FP17s Relating to Free Repair or Replacements	0	436	0.0%	0.6%	0.7%	0.8%
% of FP17s Relating to Continuations	0	436	0.0%	1.1%	1.2%	1.3%
% of Patients satisfied with the dentistry they have received	0	0	N/A	94.8%	93.6%	93.2%
% of Patients satisfied with the time they had to wait for an appointment	0	0	N/A	91.7%	89.1%	89.0%

\* This is based on patients treated on this contract for their most recent course of treatment. Figures in italics indicate the base number of FP17s or Patient Questionnaire responses are less than 100. N/A is shown where the base number of responses is less than 10 during the period. % is calculated as Quantity/Base number\*100

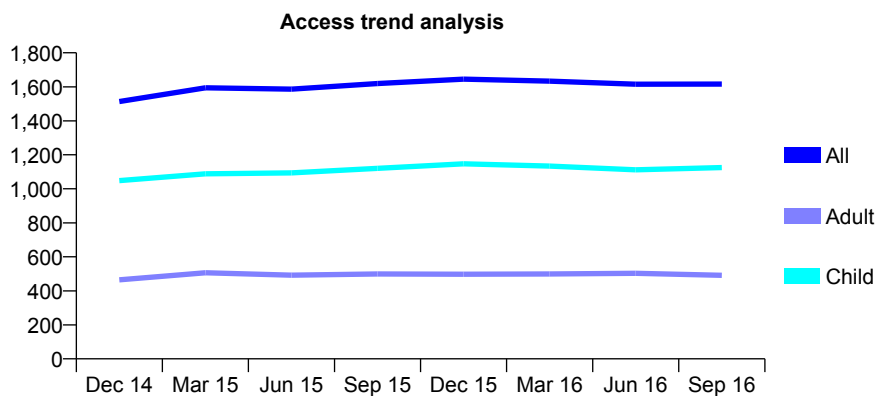
## Q68 - Vital Signs At a Glance Contract Report for 163430/0001 - September 2016

Name or company name	Ashley Dental Ltd
Contract type name	GDS Contract
Purpose of contract	General
Contract start date	01/04/2013
Contract end date	

16/17 Contracted general activity (UDA)	3,896
Carry forward general activity (UDA)	0
16/17 Contracted orthodontic activity (UOA)	0
Carry forward orthodontic activity (UOA)	0
Baseline contract value	£96,250.73

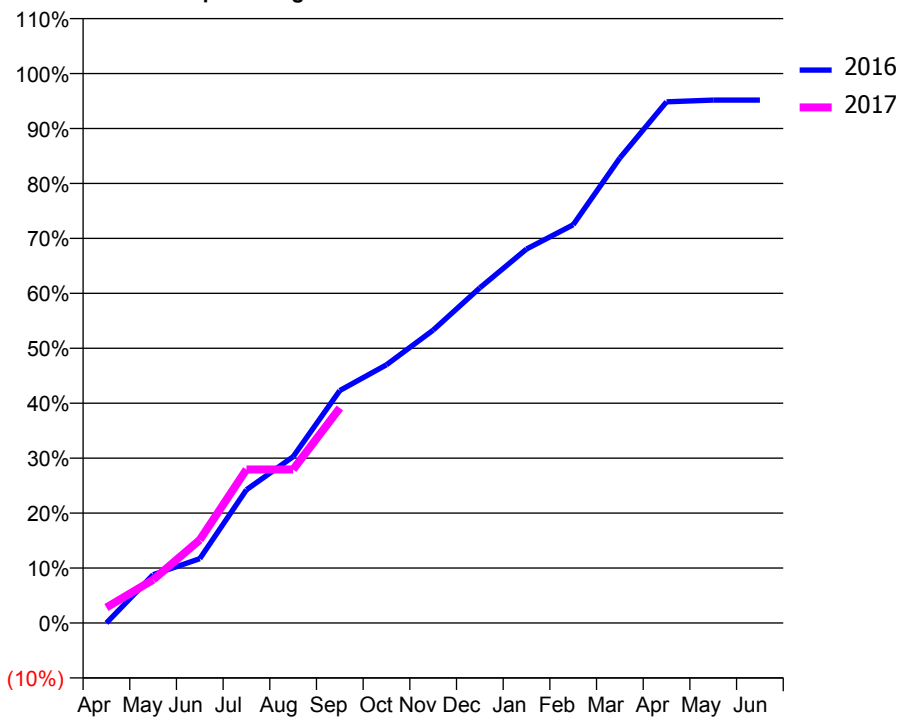
### ACCESS\*

Patients seen in 24 months	Total	Change since previous quarter
Quarter ending September 2015	1,619	
Quarter ending December 2015	1,645	→
Quarter ending March 2016	1,633	→
Quarter ending June 2016	1,615	↓
Quarter ending September 2016	1,616	→
<b>Variance since September 2015</b>	<b>(0.2%)</b>	<b>→</b>



### ACTIVITY

Cumulative percentage of contracted UDA delivered 2016 & 2017



Month	Adjusted Scheduled Activity (UDA)	
	2016	2017
April	0	110
May	343	307
June	456	590
July	945	1,088
August	1,180	1,088
September	1,649	1,524
October	1,831	
November	2,077	
December	2,376	
January	2,651	
February	2,823	
March	3,297	
April	3,696	
May	3,708	
June	3,708	

### QUALITY

	Quantity	Base Number	Contract	AT	Region	England
% of FP17s for the same patient ID Re-attending within 3 months - Children	48	770	6.2%	9.8%	11.8%	12.4%
% of FP17s for the same patient ID Re-attending within 3 months - Adults	55	285	19.3%	15.8%	16.6%	16.7%
% of FP17s for the same patient ID Re-attending between 3 & 9 months - Children	355	770	46.1%	59.0%	60.2%	57.4%
% of FP17s for the same patient ID Re-attending between 3 & 9 months - Adults	128	285	44.9%	50.9%	52.0%	50.5%
% of FP17s for Band 1 Urgent Courses	26	886	2.9%	9.5%	9.4%	9.1%
% of FP17s Relating to Free Repair or Replacements	0	886	0.0%	0.6%	0.7%	0.8%
% of FP17s Relating to Continuations	21	886	2.4%	1.1%	1.2%	1.3%
% of Patients satisfied with the dentistry they have received	1	1	N/A	94.8%	93.6%	93.2%
% of Patients satisfied with the time they had to wait for an appointment	1	1	N/A	91.7%	89.1%	89.0%

\* This is based on patients treated on this contract for their most recent course of treatment. Figures in italics indicate the base number of FP17s or Patient Questionnaire responses are less than 100. N/A is shown where the base number of responses is less than 10 during the period. % is calculated as Quantity/Base number\*100



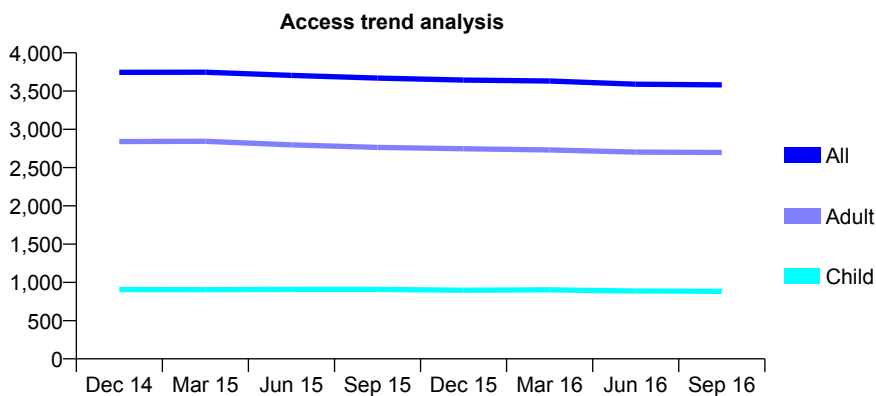
## Q68 - Vital Signs At a Glance Contract Report for 164550/0001 - September 2016

Name or company name	Mr R Pant & Mrs R Pant
Contract type name	GDS Contract
Purpose of contract	General
Contract start date	01/04/2012
Contract end date	

16/17 Contracted general activity (UDA)	13,273
Carry forward general activity (UDA)	-23
16/17 Contracted orthodontic activity (UOA)	0
Carry forward orthodontic activity (UOA)	0
Baseline contract value	£405,810.96

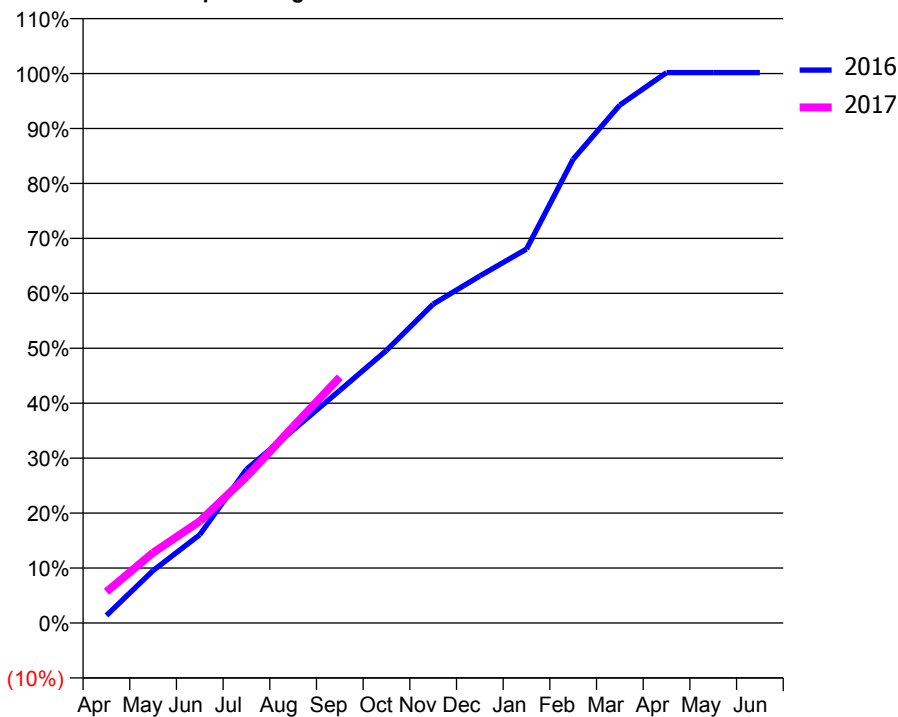
### ACCESS\*

Patients seen in 24 months	Total	Change since previous quarter
Quarter ending September 2015	3,670	
Quarter ending December 2015	3,643	→
Quarter ending March 2016	3,632	→
Quarter ending June 2016	3,590	↓
Quarter ending September 2016	3,581	→
<b>Variance since September 2015</b>	<b>(2.4%)</b>	<b>↓</b>



### ACTIVITY

Cumulative percentage of contracted UDA delivered 2016 & 2017



Month	Adjusted Scheduled Activity (UDA)	
	2016	2017
April	181	755
May	1,269	1,700
June	2,133	2,459
July	3,712	3,533
August	4,661	4,745
September	5,619	5,938
October	6,586	
November	7,704	
December	8,383	
January	9,032	
February	11,205	
March	12,512	
April	13,295	
May	13,296	
June	13,296	

### QUALITY

	Quantity	Base Number	Contract	AT	Region	England
% of FP17s for the same patient ID Re-attending within 3 months - Children	30	801	3.7%	9.8%	11.8%	12.4%
% of FP17s for the same patient ID Re-attending within 3 months - Adults	221	2,402	9.2%	15.8%	16.6%	16.7%
% of FP17s for the same patient ID Re-attending between 3 & 9 months - Children	599	801	74.8%	59.0%	60.2%	57.4%
% of FP17s for the same patient ID Re-attending between 3 & 9 months - Adults	1,862	2,402	77.5%	50.9%	52.0%	50.5%
% of FP17s for Band 1 Urgent Courses	162	2,907	5.6%	9.5%	9.4%	9.1%
% of FP17s Relating to Free Repair or Replacements	29	2,907	1.0%	0.6%	0.7%	0.8%
% of FP17s Relating to Continuations	9	2,907	0.3%	1.1%	1.2%	1.3%
% of Patients satisfied with the dentistry they have received	7	7	N/A	94.8%	93.6%	93.2%
% of Patients satisfied with the time they had to wait for an appointment	7	7	N/A	91.7%	89.1%	89.0%

\* This is based on patients treated on this contract for their most recent course of treatment. Figures in italics indicate the base number of FP17s or Patient Questionnaire responses are less than 100. N/A is shown where the base number of responses is less than 10 during the period. % is calculated as Quantity/Base number\*100

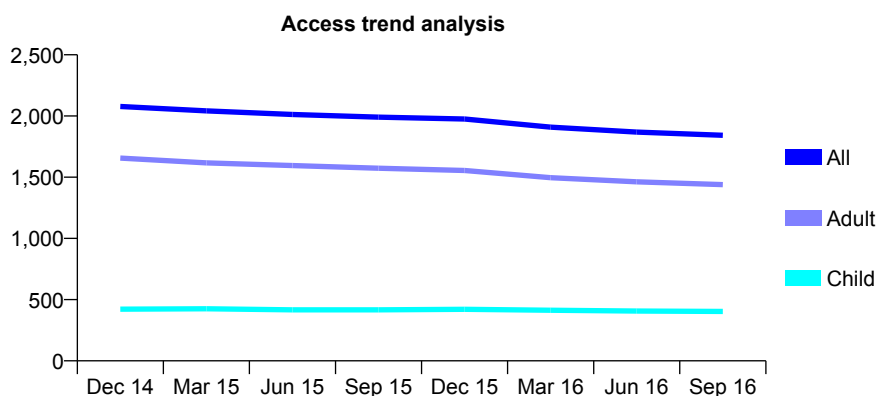
## Q68 - Vital Signs At a Glance Contract Report for 164747/0001 - September 2016

Name or company name	Ferring Dental Practice Ltd
Contract type name	GDS Contract
Purpose of contract	General
Contract start date	01/11/2011
Contract end date	

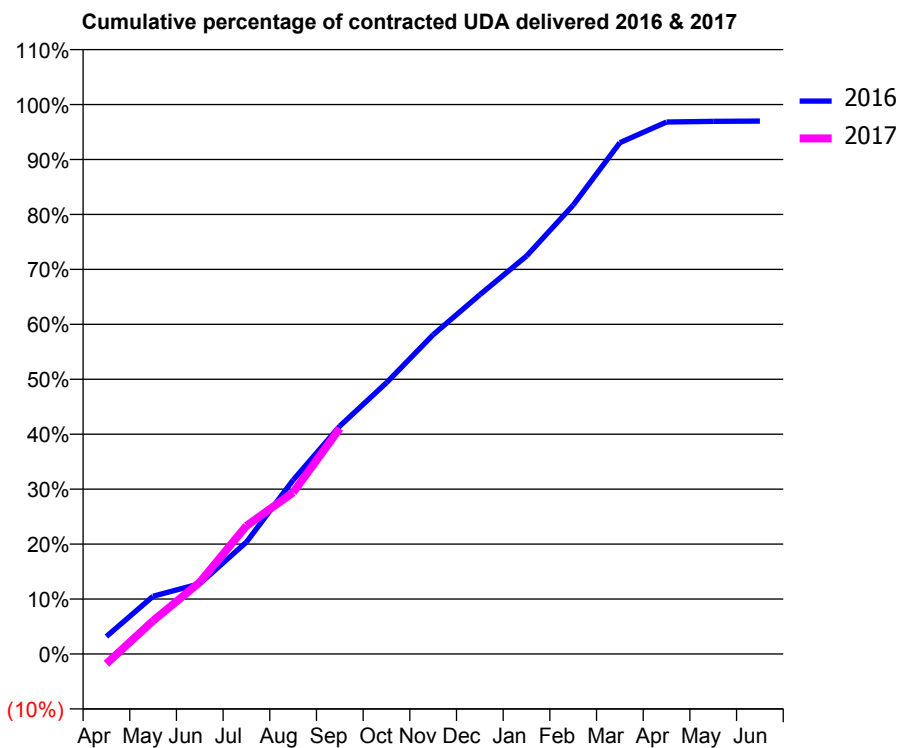
16/17 Contracted general activity (UDA)	5,726
Carry forward general activity (UDA)	172
16/17 Contracted orthodontic activity (UOA)	0
Carry forward orthodontic activity (UOA)	0
Baseline contract value	£139,992.89

### ACCESS\*

Patients seen in 24 months	Total	Change since previous quarter
Quarter ending September 2015	1,991	
Quarter ending December 2015	1,976	→
Quarter ending March 2016	1,909	↓
Quarter ending June 2016	1,869	↓
Quarter ending September 2016	1,843	↓
<b>Variance since September 2015</b>	<b>(7.4%)</b>	<b>↓</b>



### ACTIVITY



Month	Adjusted Scheduled Activity (UDA)	
	2016	2017
April	183	-103
May	603	346
June	733	748
July	1,166	1,336
August	1,813	1,683
September	2,375	2,351
October	2,827	
November	3,327	
December	3,744	
January	4,146	
February	4,678	
March	5,328	
April	5,544	
May	5,551	
June	5,554	

### QUALITY

	Quantity	Base Number	Contract	AT	Region	England
% of FP17s for the same patient ID Re-attending within 3 months - Children	9	230	3.9%	9.8%	11.8%	12.4%
% of FP17s for the same patient ID Re-attending within 3 months - Adults	153	924	16.6%	15.8%	16.6%	16.7%
% of FP17s for the same patient ID Re-attending between 3 & 9 months - Children	110	230	47.8%	59.0%	60.2%	57.4%
% of FP17s for the same patient ID Re-attending between 3 & 9 months - Adults	456	924	49.4%	50.9%	52.0%	50.5%
% of FP17s for Band 1 Urgent Courses	112	1,047	10.7%	9.5%	9.4%	9.1%
% of FP17s Relating to Free Repair or Replacements	7	1,047	0.7%	0.6%	0.7%	0.8%
% of FP17s Relating to Continuations	9	1,047	0.9%	1.1%	1.2%	1.3%
% of Patients satisfied with the dentistry they have received	4	4	N/A	94.8%	93.6%	93.2%
% of Patients satisfied with the time they had to wait for an appointment	4	4	N/A	91.7%	89.1%	89.0%

\* This is based on patients treated on this contract for their most recent course of treatment. Figures in italics indicate the base number of FP17s or Patient Questionnaire responses are less than 100. N/A is shown where the base number of responses is less than 10 during the period. % is calculated as Quantity/Base number\*100

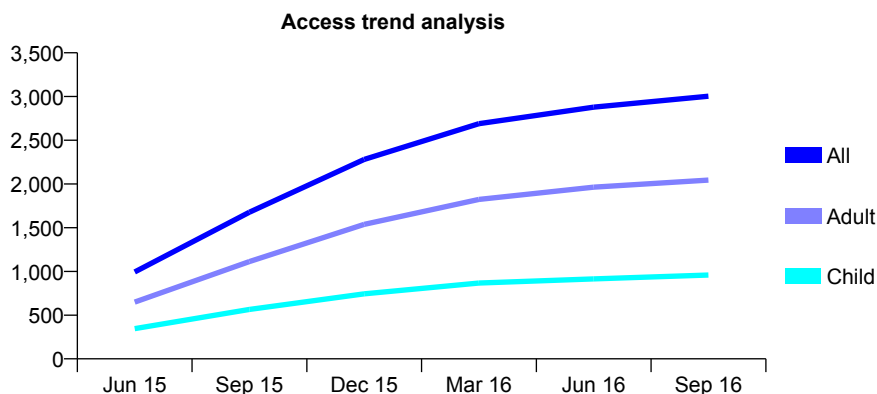
## Q68 - Vital Signs At a Glance Contract Report for 165786/0001 - September 2016

Name or company name	Mr A Mykoniatis and Mr S Kolonidis
Contract type name	GDS Contract
Purpose of contract	General
Contract start date	06/04/2015
Contract end date	

16/17 Contracted general activity (UDA)	12,500
Carry forward general activity (UDA)	-162
16/17 Contracted orthodontic activity (UOA)	0
Carry forward orthodontic activity (UOA)	0
Baseline contract value	£289,764.81

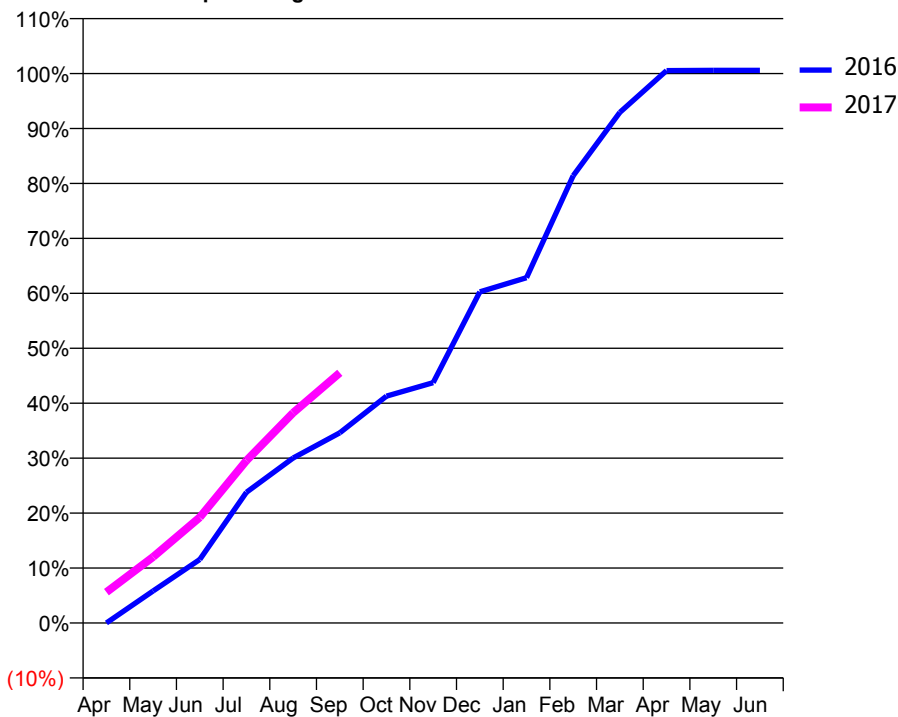
### ACCESS\*

Patients seen in 24 months	Total	Change since previous quarter
Quarter ending September 2015	1,677	
Quarter ending December 2015	2,281	↑
Quarter ending March 2016	2,690	↑
Quarter ending June 2016	2,878	↑
Quarter ending September 2016	3,003	↑
<b>Variance since September 2015</b>	<b>79.1%</b>	<b>↑</b>



### ACTIVITY

Cumulative percentage of contracted UDA delivered 2016 & 2017



Month	Adjusted Scheduled Activity (UDA)	
	2016	2017
April	0	701
May	721	1,503
June	1,425	2,405
July	2,934	3,697
August	3,704	4,782
September	4,268	5,692
October	5,090	
November	5,392	
December	7,432	
January	7,748	
February	10,035	
March	11,459	
April	12,394	
May	12,399	
June	12,399	

### QUALITY

	Quantity	Base Number	Contract	AT	Region	England
% of FP17s for the same patient ID Re-attending within 3 months - Children	72	826	8.7%	9.8%	11.8%	12.4%
% of FP17s for the same patient ID Re-attending within 3 months - Adults	258	1,758	14.7%	15.8%	16.6%	16.7%
% of FP17s for the same patient ID Re-attending between 3 & 9 months - Children	514	826	62.2%	59.0%	60.2%	57.4%
% of FP17s for the same patient ID Re-attending between 3 & 9 months - Adults	1,064	1,758	60.5%	50.9%	52.0%	50.5%
% of FP17s for Band 1 Urgent Courses	255	2,301	11.1%	9.5%	9.4%	9.1%
% of FP17s Relating to Free Repair or Replacements	20	2,301	0.9%	0.6%	0.7%	0.8%
% of FP17s Relating to Continuations	0	2,301	0.0%	1.1%	1.2%	1.3%
% of Patients satisfied with the dentistry they have received	2	2	N/A	94.8%	93.6%	93.2%
% of Patients satisfied with the time they had to wait for an appointment	2	2	N/A	91.7%	89.1%	89.0%

\* This is based on patients treated on this contract for their most recent course of treatment. Figures in italics indicate the base number of FP17s or Patient Questionnaire responses are less than 100. N/A is shown where the base number of responses is less than 10 during the period. % is calculated as Quantity/Base number\*100

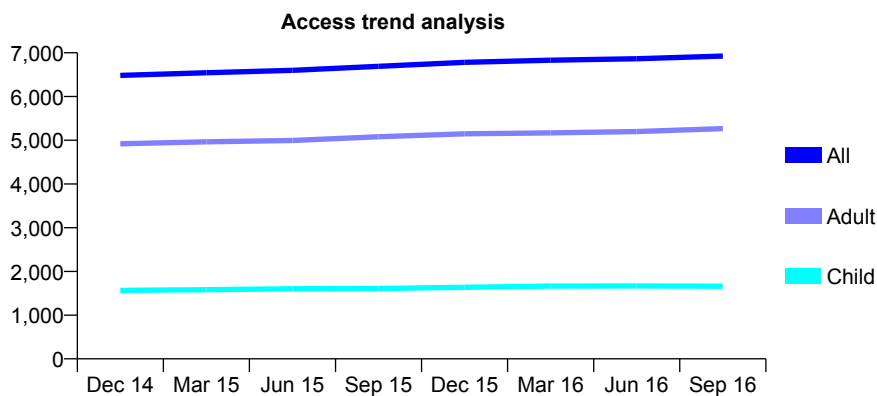
## Q68 - Vital Signs At a Glance Contract Report for 166030/0001 - September 2016

Name or company name	Cranleigh Practice Ltd
Contract type name	GDS Contract
Purpose of contract	General
Contract start date	01/04/2008
Contract end date	

16/17 Contracted general activity (UDA)	18,581
Carry forward general activity (UDA)	246
16/17 Contracted orthodontic activity (UOA)	0
Carry forward orthodontic activity (UOA)	0
Baseline contract value	£487,667.19

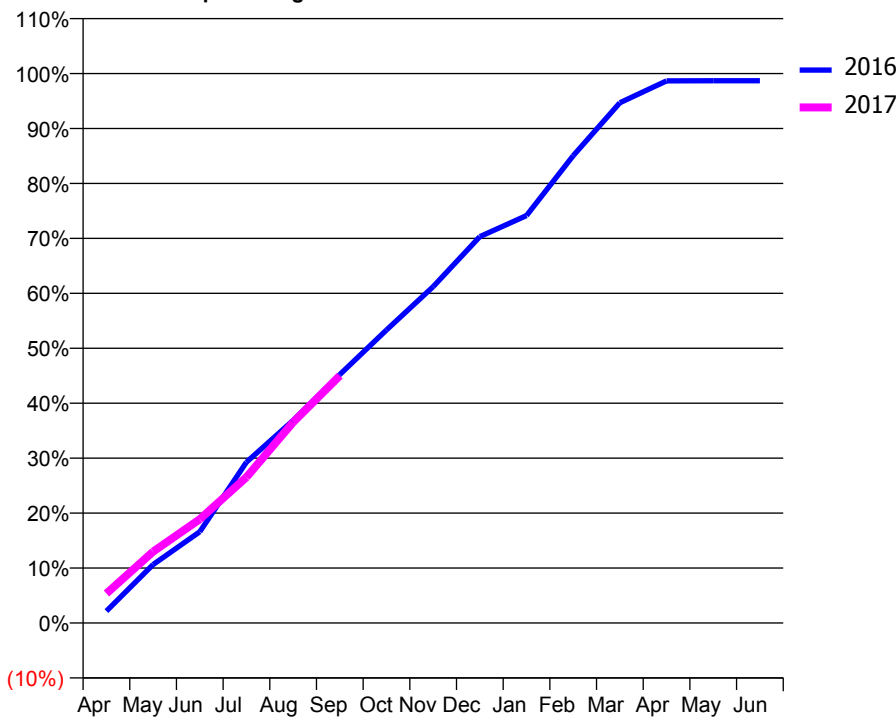
### ACCESS\*

Patients seen in 24 months	Total	Change since previous quarter
Quarter ending September 2015	6,689	
Quarter ending December 2015	6,783	→
Quarter ending March 2016	6,831	→
Quarter ending June 2016	6,864	→
Quarter ending September 2016	6,925	→
<b>Variance since September 2015</b>	<b>3.5%</b>	<b>↑</b>



### ACTIVITY

Cumulative percentage of contracted UDA delivered 2016 & 2017



Month	Adjusted Scheduled Activity (UDA)	
	2016	2017
April	402	999
May	1,976	2,417
June	3,086	3,511
July	5,439	4,932
August	6,851	6,790
September	8,405	8,360
October	9,909	
November	11,375	
December	13,064	
January	13,777	
February	15,800	
March	17,594	
April	18,334	
May	18,335	
June	18,335	

### QUALITY

	Quantity	Base Number	Contract	AT	Region	England
% of FP17s for the same patient ID Re-attending within 3 months - Children	42	1,225	3.4%	9.8%	11.8%	12.4%
% of FP17s for the same patient ID Re-attending within 3 months - Adults	419	3,902	10.7%	15.8%	16.6%	16.7%
% of FP17s for the same patient ID Re-attending between 3 & 9 months - Children	755	1,225	61.6%	59.0%	60.2%	57.4%
% of FP17s for the same patient ID Re-attending between 3 & 9 months - Adults	2,402	3,902	61.6%	50.9%	52.0%	50.5%
% of FP17s for Band 1 Urgent Courses	299	4,741	6.3%	9.5%	9.4%	9.1%
% of FP17s Relating to Free Repair or Replacements	7	4,741	0.1%	0.6%	0.7%	0.8%
% of FP17s Relating to Continuations	44	4,741	0.9%	1.1%	1.2%	1.3%
% of Patients satisfied with the dentistry they have received	2	2	N/A	94.8%	93.6%	93.2%
% of Patients satisfied with the time they had to wait for an appointment	2	2	N/A	91.7%	89.1%	89.0%

\* This is based on patients treated on this contract for their most recent course of treatment. Figures in italics indicate the base number of FP17s or Patient Questionnaire responses are less than 100. N/A is shown where the base number of responses is less than 10 during the period. % is calculated as Quantity/Base number\*100

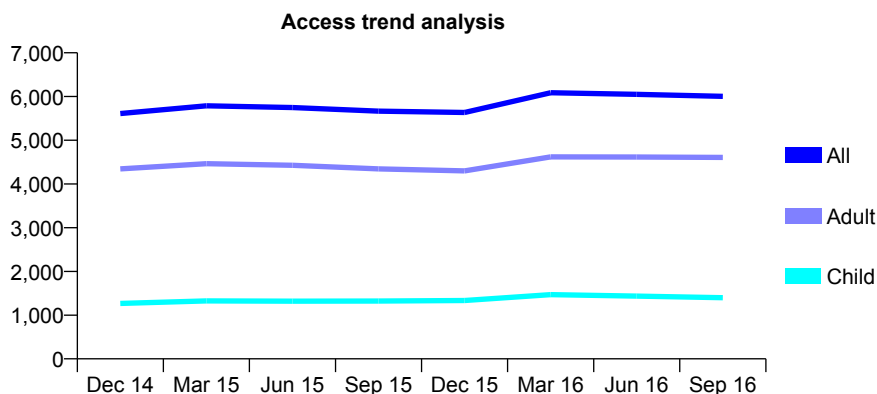
## Q68 - Vital Signs At a Glance Contract Report for 166782/0001 - September 2016

Name or company name	Alfa Dental Ltd
Contract type name	GDS Contract
Purpose of contract	General
Contract start date	01/08/2007
Contract end date	

16/17 Contracted general activity (UDA)	20,646
Carry forward general activity (UDA)	115
16/17 Contracted orthodontic activity (UOA)	0
Carry forward orthodontic activity (UOA)	0
Baseline contract value	£630,923.57

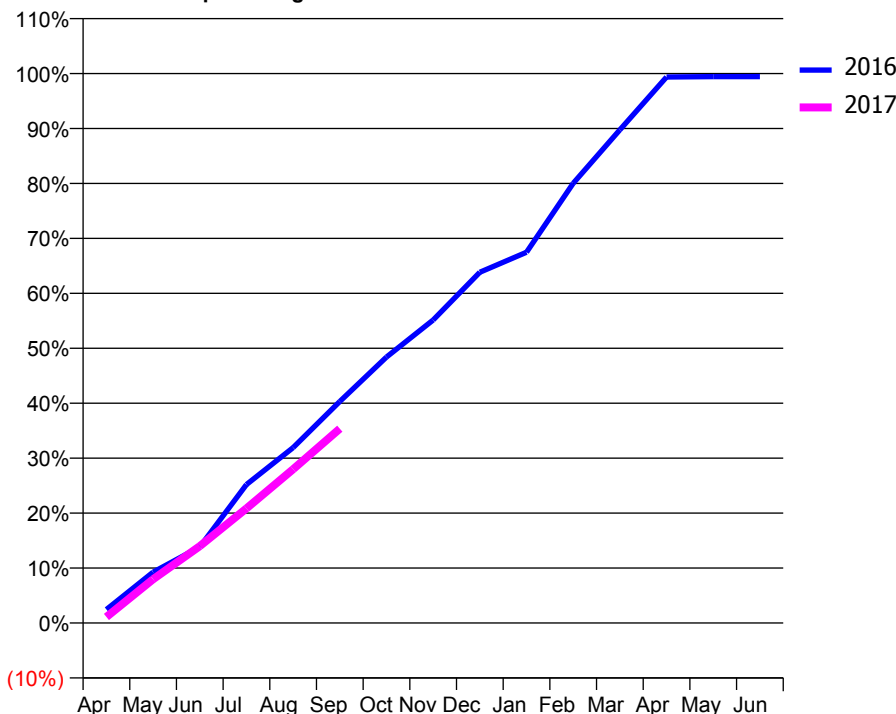
### ACCESS\*

Patients seen in 24 months	Total	Change since previous quarter
Quarter ending September 2015	5,667	
Quarter ending December 2015	5,634	→
Quarter ending March 2016	6,087	↑
Quarter ending June 2016	6,049	→
Quarter ending September 2016	6,005	→
<b>Variance since September 2015</b>	<b>6.0%</b>	<b>↑</b>



### ACTIVITY

Cumulative percentage of contracted UDA delivered 2016 & 2017



Month	Adjusted Scheduled Activity (UDA)	
	2016	2017
April	511	229
May	1,913	1,648
June	2,860	2,889
July	5,202	4,306
August	6,589	5,779
September	8,323	7,300
October	9,993	
November	11,388	
December	13,181	
January	13,929	
February	16,523	
March	18,530	
April	20,514	
May	20,530	
June	20,531	

### QUALITY

	Quantity	Base Number	Contract	AT	Region	England
% of FP17s for the same patient ID Re-attending within 3 months - Children	61	772	7.9%	9.8%	11.8%	12.4%
% of FP17s for the same patient ID Re-attending within 3 months - Adults	464	2,525	18.4%	15.8%	16.6%	16.7%
% of FP17s for the same patient ID Re-attending between 3 & 9 months - Children	264	772	34.2%	59.0%	60.2%	57.4%
% of FP17s for the same patient ID Re-attending between 3 & 9 months - Adults	589	2,525	23.3%	50.9%	52.0%	50.5%
% of FP17s for Band 1 Urgent Courses	476	2,757	17.3%	9.5%	9.4%	9.1%
% of FP17s Relating to Free Repair or Replacements	3	2,757	0.1%	0.6%	0.7%	0.8%
% of FP17s Relating to Continuations	45	2,757	1.6%	1.1%	1.2%	1.3%
% of Patients satisfied with the dentistry they have received	2	4	N/A	94.8%	93.6%	93.2%
% of Patients satisfied with the time they had to wait for an appointment	3	4	N/A	91.7%	89.1%	89.0%

\* This is based on patients treated on this contract for their most recent course of treatment. Figures in italics indicate the base number of FP17s or Patient Questionnaire responses are less than 100. N/A is shown where the base number of responses is less than 10 during the period. % is calculated as Quantity/Base number\*100

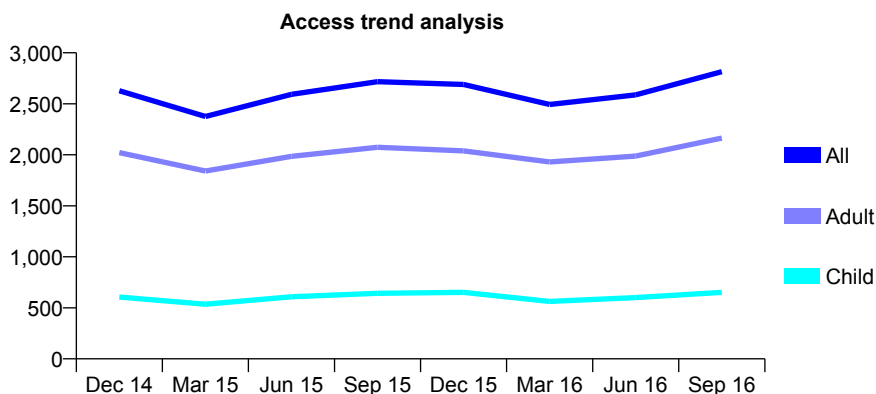
## Q68 - Vital Signs At a Glance Contract Report for 166782/0002 - September 2016

Name or company name	Alfa Dental Ltd
Contract type name	GDS Contract
Purpose of contract	General
Contract start date	01/08/2007
Contract end date	

16/17 Contracted general activity (UDA)	9,694
Carry forward general activity (UDA)	59
16/17 Contracted orthodontic activity (UOA)	0
Carry forward orthodontic activity (UOA)	0
Baseline contract value	£415,480.38

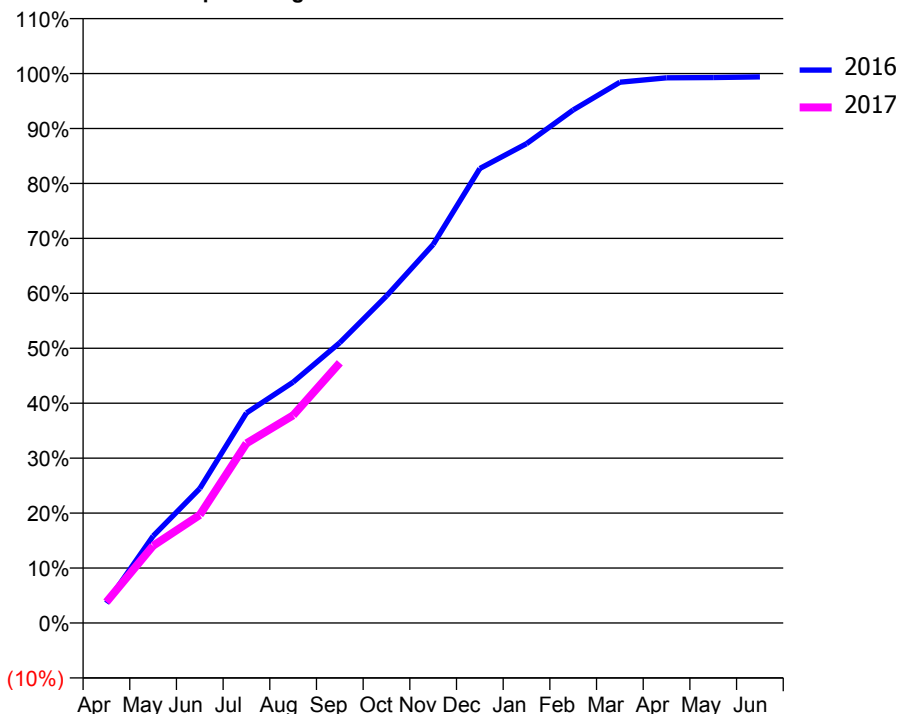
### ACCESS\*

Patients seen in 24 months	Total	Change since previous quarter
Quarter ending September 2015	2,717	
Quarter ending December 2015	2,690	→
Quarter ending March 2016	2,493	↓
Quarter ending June 2016	2,587	↑
Quarter ending September 2016	2,815	↑
<b>Variance since September 2015</b>	<b>3.6%</b>	<b>↑</b>



### ACTIVITY

Cumulative percentage of contracted UDA delivered 2016 & 2017



Adjusted Scheduled Activity (UDA)

Month	2016	2017
April	351	371
May	1,536	1,362
June	2,373	1,907
July	3,706	3,169
August	4,249	3,664
September	4,946	4,591
October	5,769	
November	6,678	
December	8,017	
January	8,456	
February	9,052	
March	9,541	
April	9,617	
May	9,622	
June	9,635	

### QUALITY

	Quantity	Base Number	Contract	AT	Region	England
% of FP17s for the same patient ID Re-attending within 3 months - Children	36	434	8.3%	9.8%	11.8%	12.4%
% of FP17s for the same patient ID Re-attending within 3 months - Adults	179	1,378	13.0%	15.8%	16.6%	16.7%
% of FP17s for the same patient ID Re-attending between 3 & 9 months - Children	120	434	27.6%	59.0%	60.2%	57.4%
% of FP17s for the same patient ID Re-attending between 3 & 9 months - Adults	306	1,378	22.2%	50.9%	52.0%	50.5%
% of FP17s for Band 1 Urgent Courses	197	1,754	11.2%	9.5%	9.4%	9.1%
% of FP17s Relating to Free Repair or Replacements	0	1,754	0.0%	0.6%	0.7%	0.8%
% of FP17s Relating to Continuations	13	1,754	0.7%	1.1%	1.2%	1.3%
% of Patients satisfied with the dentistry they have received	1	1	N/A	94.8%	93.6%	93.2%
% of Patients satisfied with the time they had to wait for an appointment	1	1	N/A	91.7%	89.1%	89.0%

\* This is based on patients treated on this contract for their most recent course of treatment. Figures in italics indicate the base number of FP17s or Patient Questionnaire responses are less than 100. N/A is shown where the base number of responses is less than 10 during the period. % is calculated as Quantity/Base number\*100

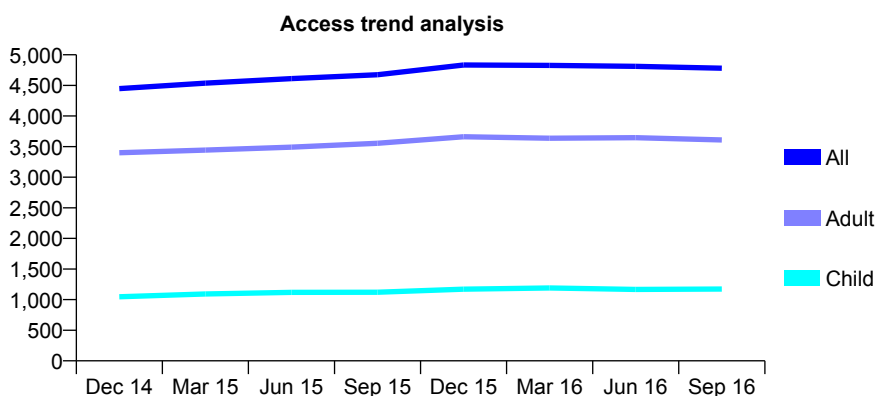
## Q68 - Vital Signs At a Glance Contract Report for 166960/0001 - September 2016

Name or company name	Dumbledore Dental Care Ltd
Contract type name	GDS Contract
Purpose of contract	General
Contract start date	01/04/2008
Contract end date	

16/17 Contracted general activity (UDA)	13,000
Carry forward general activity (UDA)	-260
16/17 Contracted orthodontic activity (UOA)	0
Carry forward orthodontic activity (UOA)	0
Baseline contract value	£338,633.35

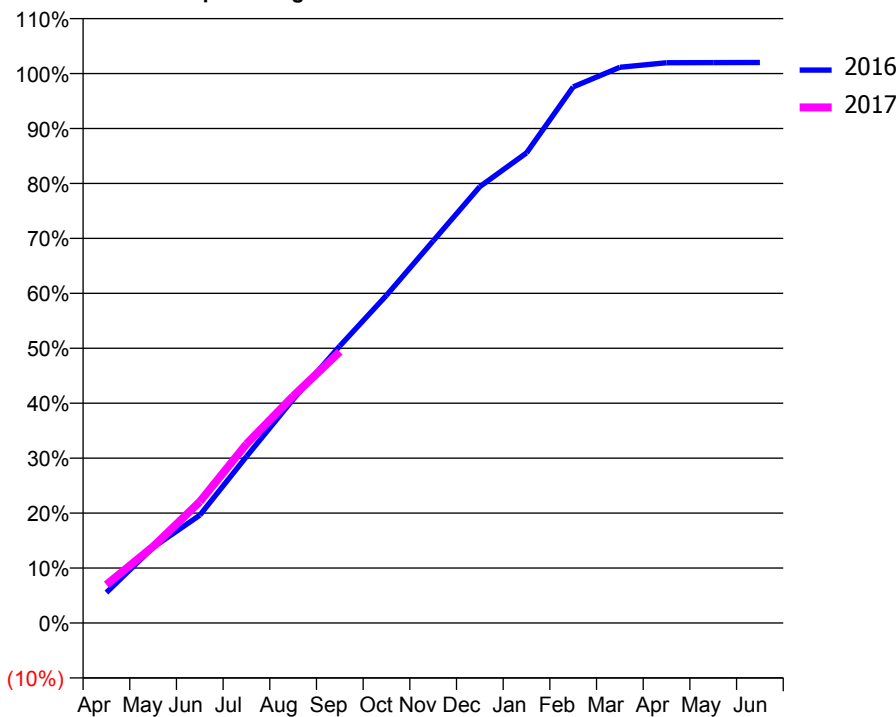
### ACCESS\*

Patients seen in 24 months	Total	Change since previous quarter
Quarter ending September 2015	4,675	
Quarter ending December 2015	4,833	↑
Quarter ending March 2016	4,827	→
Quarter ending June 2016	4,811	→
Quarter ending September 2016	4,782	→
<b>Variance since September 2015</b>	<b>2.3%</b>	<b>↑</b>



### ACTIVITY

Cumulative percentage of contracted UDA delivered 2016 & 2017



Month	Adjusted Scheduled Activity (UDA)	
	2016	2017
April	720	907
May	1,792	1,809
June	2,552	2,870
July	3,940	4,236
August	5,293	5,368
September	6,553	6,419
October	7,753	
November	9,040	
December	10,324	
January	11,123	
February	12,684	
March	13,147	
April	13,254	
May	13,256	
June	13,260	

### QUALITY

	Quantity	Base Number	Contract	AT	Region	England
% of FP17s for the same patient ID Re-attending within 3 months - Children	36	781	4.6%	9.8%	11.8%	12.4%
% of FP17s for the same patient ID Re-attending within 3 months - Adults	253	2,212	11.4%	15.8%	16.6%	16.7%
% of FP17s for the same patient ID Re-attending between 3 & 9 months - Children	474	781	60.7%	59.0%	60.2%	57.4%
% of FP17s for the same patient ID Re-attending between 3 & 9 months - Adults	1,026	2,212	46.4%	50.9%	52.0%	50.5%
% of FP17s for Band 1 Urgent Courses	297	2,929	10.1%	9.5%	9.4%	9.1%
% of FP17s Relating to Free Repair or Replacements	13	2,929	0.4%	0.6%	0.7%	0.8%
% of FP17s Relating to Continuations	21	2,929	0.7%	1.1%	1.2%	1.3%
% of Patients satisfied with the dentistry they have received	12	12	100.0%	94.8%	93.6%	93.2%
% of Patients satisfied with the time they had to wait for an appointment	11	12	91.7%	91.7%	89.1%	89.0%

\* This is based on patients treated on this contract for their most recent course of treatment. Figures in italics indicate the base number of FP17s or Patient Questionnaire responses are less than 100. N/A is shown where the base number of responses is less than 10 during the period. % is calculated as Quantity/Base number\*100



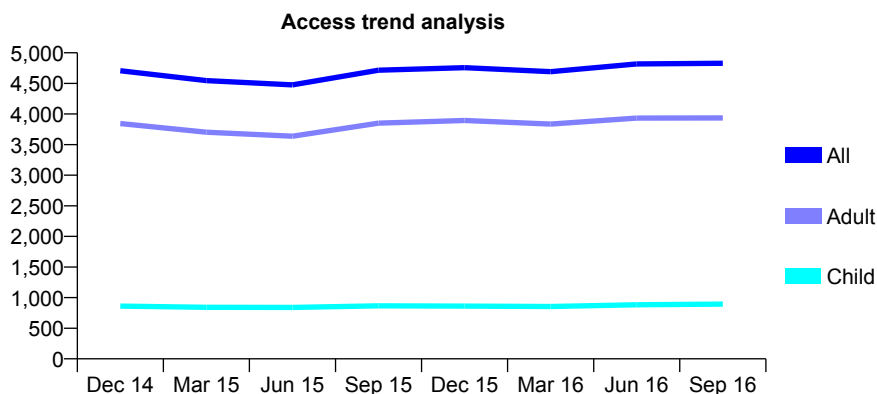
## Q68 - Vital Signs At a Glance Contract Report for 167525/0001 - September 2016

Name or company name	Brunswick Practice Ltd
Contract type name	GDS Contract
Purpose of contract	General
Contract start date	01/08/2007
Contract end date	

16/17 Contracted general activity (UDA)	14,742
Carry forward general activity (UDA)	-162
16/17 Contracted orthodontic activity (UOA)	0
Carry forward orthodontic activity (UOA)	0
Baseline contract value	£467,041.05

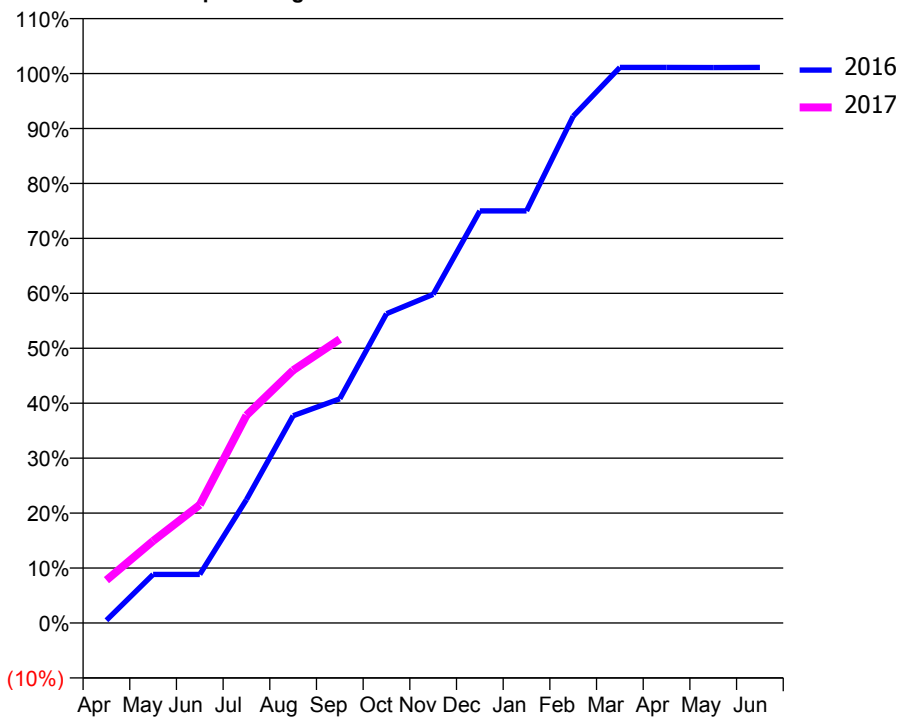
### ACCESS\*

Patients seen in 24 months	Total	Change since previous quarter
Quarter ending September 2015	4,716	
Quarter ending December 2015	4,756	→
Quarter ending March 2016	4,691	↓
Quarter ending June 2016	4,817	↑
Quarter ending September 2016	4,830	→
<b>Variance since September 2015</b>	<b>2.4%</b>	<b>↑</b>



### ACTIVITY

Cumulative percentage of contracted UDA delivered 2016 & 2017



Month	Adjusted Scheduled Activity (UDA)	
	2016	2017
April	72	1,150
May	1,305	2,203
June	1,305	3,172
July	3,312	5,571
August	5,561	6,781
September	6,017	7,614
October	8,298	
November	8,817	
December	11,058	
January	11,058	
February	13,595	
March	14,906	
April	14,906	
May	14,903	
June	14,904	

### QUALITY

	Quantity	Base Number	Contract	AT	Region	England
% of FP17s for the same patient ID Re-attending within 3 months - Children	53	484	11.0%	9.8%	11.8%	12.4%
% of FP17s for the same patient ID Re-attending within 3 months - Adults	301	1,973	15.3%	15.8%	16.6%	16.7%
% of FP17s for the same patient ID Re-attending between 3 & 9 months - Children	91	484	18.8%	59.0%	60.2%	57.4%
% of FP17s for the same patient ID Re-attending between 3 & 9 months - Adults	402	1,973	20.4%	50.9%	52.0%	50.5%
% of FP17s for Band 1 Urgent Courses	326	2,452	13.3%	9.5%	9.4%	9.1%
% of FP17s Relating to Free Repair or Replacements	25	2,452	1.0%	0.6%	0.7%	0.8%
% of FP17s Relating to Continuations	52	2,452	2.1%	1.1%	1.2%	1.3%
% of Patients satisfied with the dentistry they have received	3	3	N/A	94.8%	93.6%	93.2%
% of Patients satisfied with the time they had to wait for an appointment	3	3	N/A	91.7%	89.1%	89.0%

\* This is based on patients treated on this contract for their most recent course of treatment. Figures in italics indicate the base number of FP17s or Patient Questionnaire responses are less than 100. N/A is shown where the base number of responses is less than 10 during the period. % is calculated as Quantity/Base number\*100

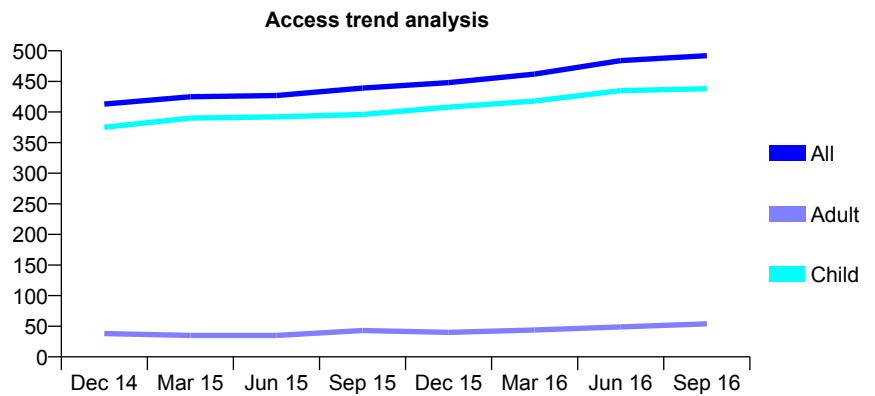
## Q68 - Vital Signs At a Glance Contract Report for 167835/0001 - September 2016

Name or company name	MDS Dental Care
Contract type name	GDS Contract
Purpose of contract	General
Contract start date	01/09/2009
Contract end date	

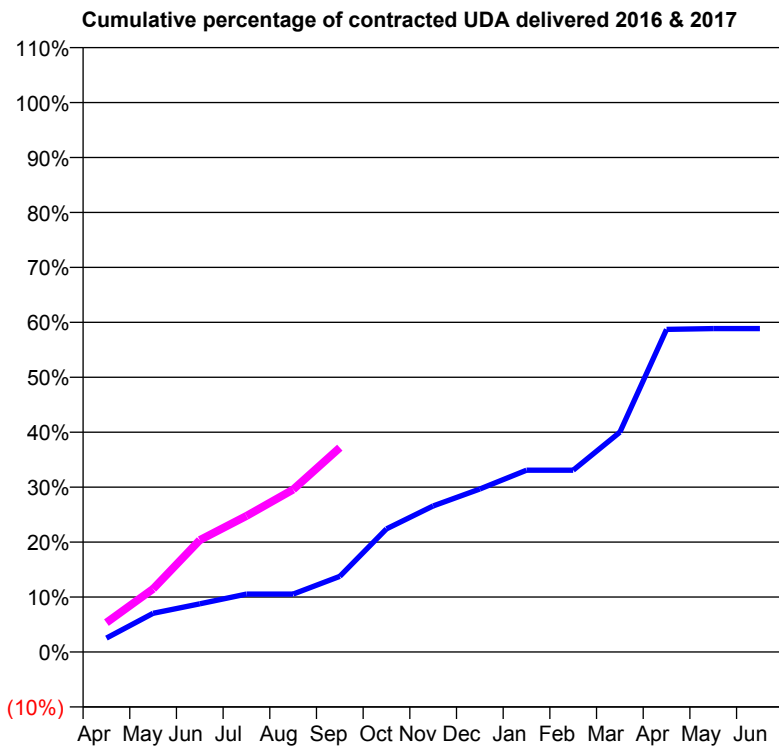
16/17 Contracted general activity (UDA)	1,460
Carry forward general activity (UDA)	0
16/17 Contracted orthodontic activity (UOA)	0
Carry forward orthodontic activity (UOA)	0
Baseline contract value	£50,196.89

### ACCESS\*

Patients seen in 24 months	Total	Change since previous quarter
Quarter ending September 2015	439	
Quarter ending December 2015	448	↑
Quarter ending March 2016	462	↑
Quarter ending June 2016	484	↑
Quarter ending September 2016	492	→
<b>Variance since September 2015</b>	<b>12.1%</b>	<b>↑</b>



### ACTIVITY



Month	Adjusted Scheduled Activity (UDA)	
	2016	2017
April	37	78
May	103	168
June	128	298
July	154	362
August	154	432
September	201	543
October	327	
November	388	
December	433	
January	483	
February	483	
March	584	
April	857	
May	859	
June	859	

### QUALITY

	Quantity	Base Number	Contract	AT	Region	England
% of FP17s for the same patient ID Re-attending within 3 months - Children	30	483	6.2%	9.8%	11.8%	12.4%
% of FP17s for the same patient ID Re-attending within 3 months - Adults	0	2	0.0%	15.8%	16.6%	16.7%
% of FP17s for the same patient ID Re-attending between 3 & 9 months - Children	244	483	50.5%	59.0%	60.2%	57.4%
% of FP17s for the same patient ID Re-attending between 3 & 9 months - Adults	0	2	0.0%	50.9%	52.0%	50.5%
% of FP17s for Band 1 Urgent Courses	9	332	2.7%	9.5%	9.4%	9.1%
% of FP17s Relating to Free Repair or Replacements	1	332	0.3%	0.6%	0.7%	0.8%
% of FP17s Relating to Continuations	2	332	0.6%	1.1%	1.2%	1.3%
% of Patients satisfied with the dentistry they have received	0	0	N/A	94.8%	93.6%	93.2%
% of Patients satisfied with the time they had to wait for an appointment	0	0	N/A	91.7%	89.1%	89.0%

\* This is based on patients treated on this contract for their most recent course of treatment. Figures in italics indicate the base number of FP17s or Patient Questionnaire responses are less than 100. N/A is shown where the base number of responses is less than 10 during the period. % is calculated as Quantity/Base number\*100

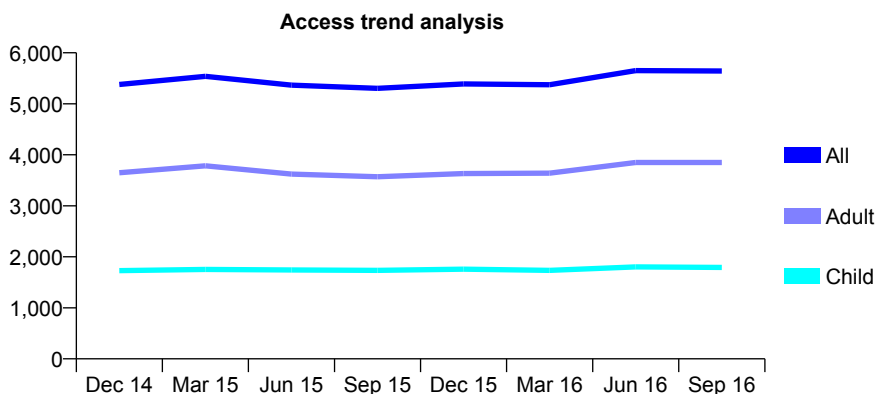
## Q68 - Vital Signs At a Glance Contract Report for 168319/0001 - September 2016

Name or company name	Tooth Smart
Contract type name	GDS Contract
Purpose of contract	General
Contract start date	01/04/2013
Contract end date	

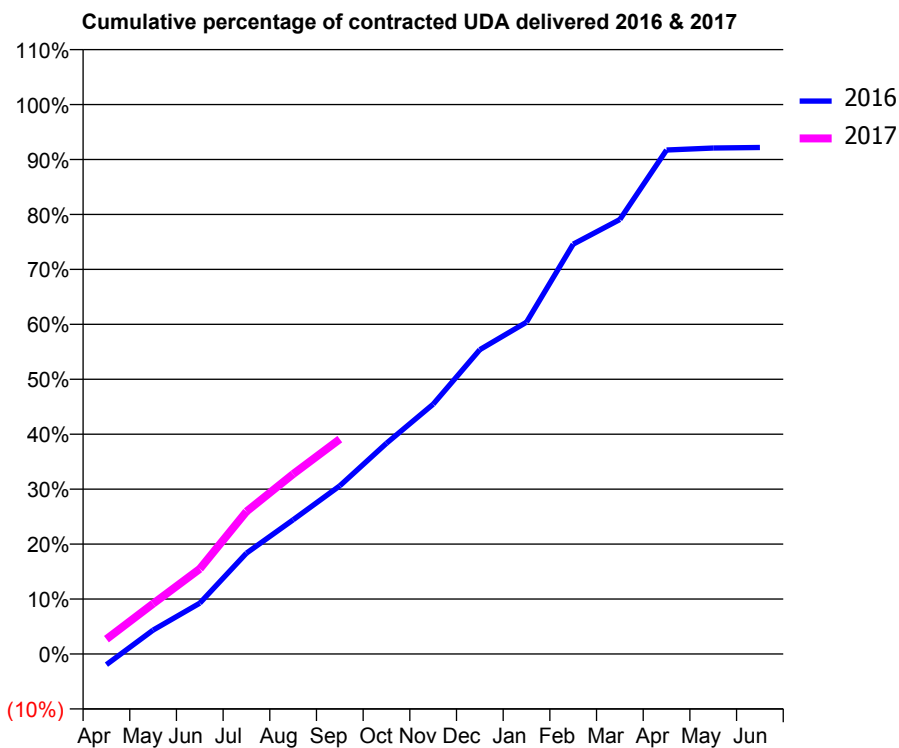
16/17 Contracted general activity (UDA)	18,083
Carry forward general activity (UDA)	0
16/17 Contracted orthodontic activity (UOA)	0
Carry forward orthodontic activity (UOA)	0
Baseline contract value	£463,900.37

### ACCESS\*

Patients seen in 24 months	Total	Change since previous quarter
Quarter ending September 2015	5,304	
Quarter ending December 2015	5,390	→
Quarter ending March 2016	5,374	→
Quarter ending June 2016	5,651	↑
Quarter ending September 2016	5,642	→
<b>Variance since September 2015</b>	<b>6.4%</b>	<b>↑</b>



### ACTIVITY



Month	Adjusted Scheduled Activity (UDA)	
	2016	2017
April	-351	491
May	789	1,655
June	1,676	2,802
July	3,322	4,691
August	4,416	5,922
September	5,536	7,071
October	6,936	
November	8,222	
December	10,017	
January	10,921	
February	13,487	
March	14,298	
April	16,583	
May	16,649	
June	16,667	

### QUALITY

	Quantity	Base Number	Contract	AT	Region	England
% of FP17s for the same patient ID Re-attending within 3 months - Children	80	1,270	6.3%	9.8%	11.8%	12.4%
% of FP17s for the same patient ID Re-attending within 3 months - Adults	350	2,795	12.5%	15.8%	16.6%	16.7%
% of FP17s for the same patient ID Re-attending between 3 & 9 months - Children	594	1,270	46.8%	59.0%	60.2%	57.4%
% of FP17s for the same patient ID Re-attending between 3 & 9 months - Adults	1,338	2,795	47.9%	50.9%	52.0%	50.5%
% of FP17s for Band 1 Urgent Courses	188	3,220	5.8%	9.5%	9.4%	9.1%
% of FP17s Relating to Free Repair or Replacements	27	3,220	0.8%	0.6%	0.7%	0.8%
% of FP17s Relating to Continuations	45	3,220	1.4%	1.1%	1.2%	1.3%
% of Patients satisfied with the dentistry they have received	4	4	N/A	94.8%	93.6%	93.2%
% of Patients satisfied with the time they had to wait for an appointment	4	4	N/A	91.7%	89.1%	89.0%

\* This is based on patients treated on this contract for their most recent course of treatment. Figures in italics indicate the base number of FP17s or Patient Questionnaire responses are less than 100. N/A is shown where the base number of responses is less than 10 during the period. % is calculated as Quantity/Base number\*100

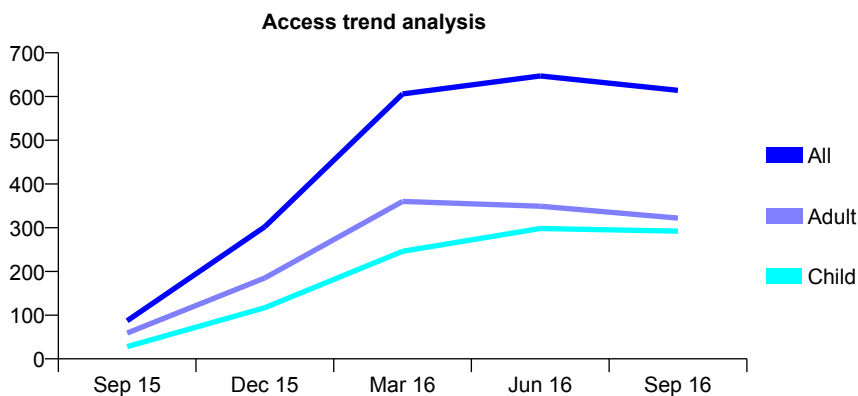
## Q68 - Vital Signs At a Glance Contract Report for 168858/0001 - September 2016

Name or company name	Ms A Jawahar
Contract type name	GDS Contract
Purpose of contract	General
Contract start date	01/08/2015
Contract end date	

16/17 Contracted general activity (UDA)	2,210
Carry forward general activity (UDA)	-17
16/17 Contracted orthodontic activity (UOA)	0
Carry forward orthodontic activity (UOA)	0
Baseline contract value	£49,541.14

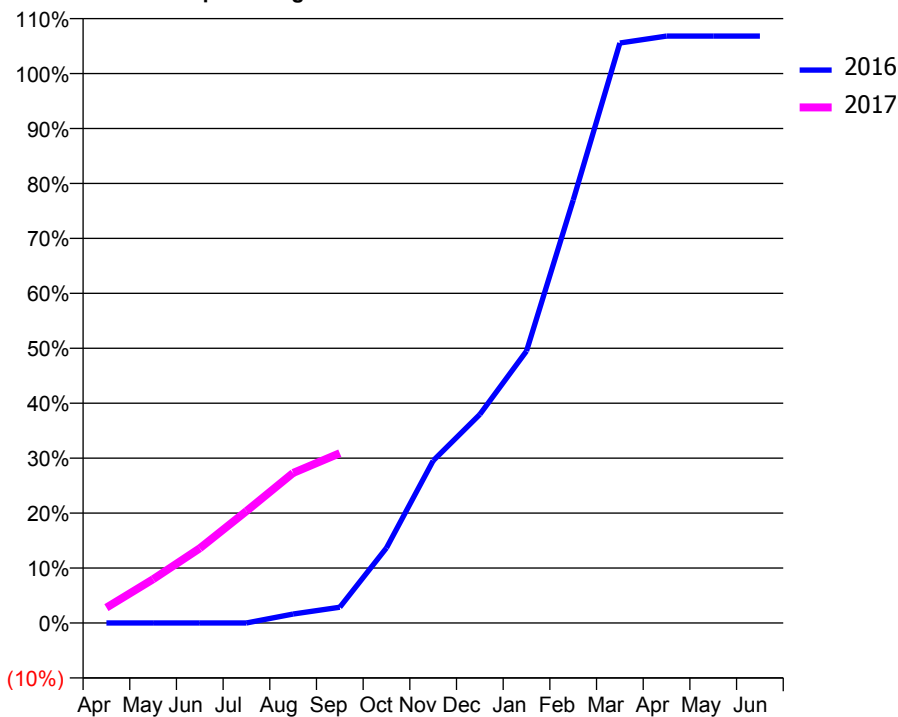
### ACCESS\*

Patients seen in 24 months	Total	Change since previous quarter
Quarter ending September 2015	87	
Quarter ending December 2015	302	↑
Quarter ending March 2016	606	↑
Quarter ending June 2016	647	↑
Quarter ending September 2016	614	↓
<b>Variance since September 2015</b>	<b>605.7%</b>	<b>↑</b>



### ACTIVITY

Cumulative percentage of contracted UDA delivered 2016 & 2017



Adjusted Scheduled Activity (UDA)

Month	2016	2017
April	0	62
May	0	176
June	0	300
July	0	450
August	24	604
September	42	683
October	201	
November	435	
December	559	
January	729	
February	1,134	
March	1,555	
April	1,573	
May	1,573	
June	1,573	

### QUALITY

	Quantity	Base Number	Contract	AT	Region	England
% of FP17s for the same patient ID Re-attending within 3 months - Children	17	215	7.9%	9.8%	11.8%	12.4%
% of FP17s for the same patient ID Re-attending within 3 months - Adults	19	186	10.2%	15.8%	16.6%	16.7%
% of FP17s for the same patient ID Re-attending between 3 & 9 months - Children	79	215	36.7%	59.0%	60.2%	57.4%
% of FP17s for the same patient ID Re-attending between 3 & 9 months - Adults	57	186	30.6%	50.9%	52.0%	50.5%
% of FP17s for Band 1 Urgent Courses	29	394	7.4%	9.5%	9.4%	9.1%
% of FP17s Relating to Free Repair or Replacements	0	394	0.0%	0.6%	0.7%	0.8%
% of FP17s Relating to Continuations	1	394	0.3%	1.1%	1.2%	1.3%
% of Patients satisfied with the dentistry they have received	0	0	N/A	94.8%	93.6%	93.2%
% of Patients satisfied with the time they had to wait for an appointment	0	0	N/A	91.7%	89.1%	89.0%

\* This is based on patients treated on this contract for their most recent course of treatment. Figures in italics indicate the base number of FP17s or Patient Questionnaire responses are less than 100. N/A is shown where the base number of responses is less than 10 during the period. % is calculated as Quantity/Base number\*100

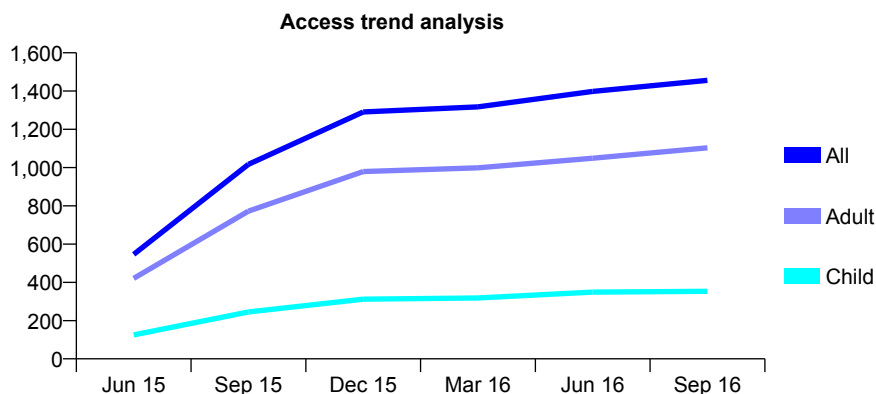
## Q68 - Vital Signs At a Glance Contract Report for 169927/0002 - September 2016

Name or company name	Kings Dental Care
Contract type name	GDS Contract
Purpose of contract	General
Contract start date	01/04/2015
Contract end date	

16/17 Contracted general activity (UDA)	4,840
Carry forward general activity (UDA)	-7
16/17 Contracted orthodontic activity (UOA)	0
Carry forward orthodontic activity (UOA)	0
Baseline contract value	£117,553.41

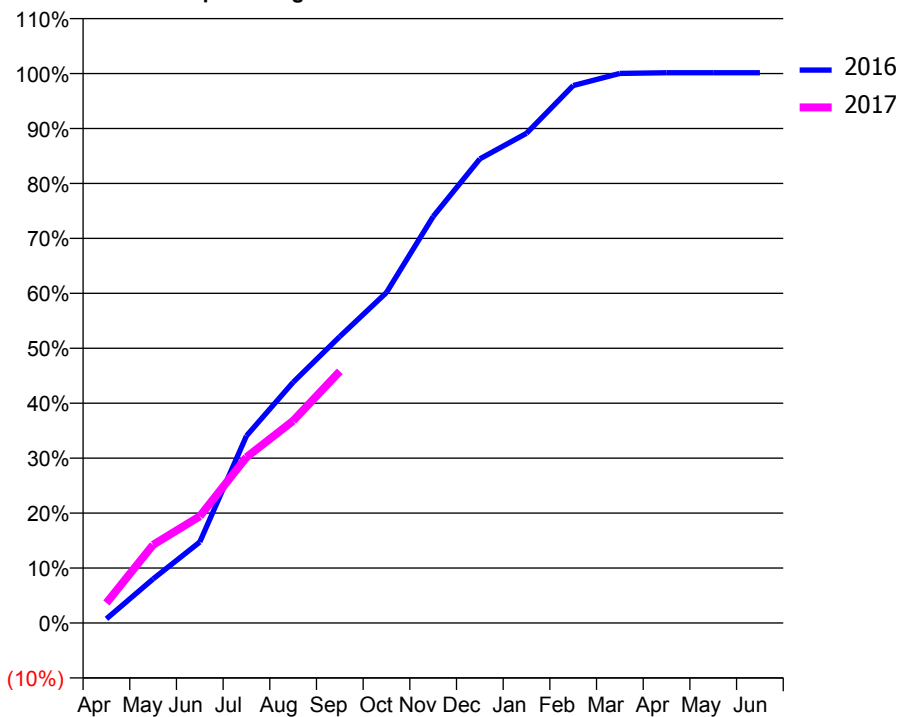
### ACCESS\*

Patients seen in 24 months	Total	Change since previous quarter
Quarter ending September 2015	1,017	
Quarter ending December 2015	1,291	↑
Quarter ending March 2016	1,317	↑
Quarter ending June 2016	1,398	↑
Quarter ending September 2016	1,456	↑
<b>Variance since September 2015</b>	<b>43.2%</b>	<b>↑</b>



### ACTIVITY

Cumulative percentage of contracted UDA delivered 2016 & 2017



Adjusted Scheduled Activity (UDA)

Month	2016	2017
April	37	176
May	387	689
June	713	940
July	1,646	1,460
August	2,117	1,781
September	2,519	2,217
October	2,906	
November	3,575	
December	4,081	
January	4,307	
February	4,726	
March	4,833	
April	4,839	
May	4,839	
June	4,839	

### QUALITY

	Quantity	Base Number	Contract	AT	Region	England
% of FP17s for the same patient ID Re-attending within 3 months - Children	16	276	5.8%	9.8%	11.8%	12.4%
% of FP17s for the same patient ID Re-attending within 3 months - Adults	103	825	12.5%	15.8%	16.6%	16.7%
% of FP17s for the same patient ID Re-attending between 3 & 9 months - Children	162	276	58.7%	59.0%	60.2%	57.4%
% of FP17s for the same patient ID Re-attending between 3 & 9 months - Adults	422	825	51.2%	50.9%	52.0%	50.5%
% of FP17s for Band 1 Urgent Courses	96	1,094	8.8%	9.5%	9.4%	9.1%
% of FP17s Relating to Free Repair or Replacements	5	1,094	0.5%	0.6%	0.7%	0.8%
% of FP17s Relating to Continuations	8	1,094	0.7%	1.1%	1.2%	1.3%
% of Patients satisfied with the dentistry they have received	1	1	N/A	94.8%	93.6%	93.2%
% of Patients satisfied with the time they had to wait for an appointment	1	1	N/A	91.7%	89.1%	89.0%

\* This is based on patients treated on this contract for their most recent course of treatment. Figures in italics indicate the base number of FP17s or Patient Questionnaire responses are less than 100. N/A is shown where the base number of responses is less than 10 during the period. % is calculated as Quantity/Base number\*100

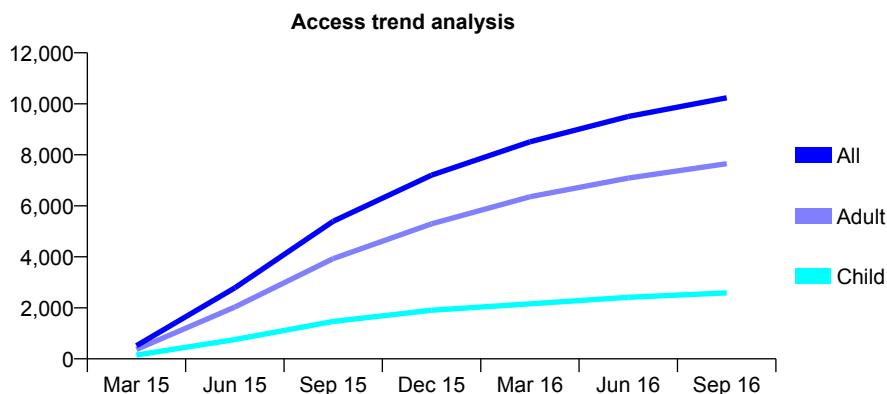
## Q68 - Vital Signs At a Glance Contract Report for 170534/0002 - September 2016

Name or company name	Mr F Grover & P Marsden
Contract type name	GDS Contract
Purpose of contract	General
Contract start date	02/03/2015
Contract end date	

16/17 Contracted general activity (UDA)	26,889
Carry forward general activity (UDA)	0
16/17 Contracted orthodontic activity (UOA)	0
Carry forward orthodontic activity (UOA)	0
Baseline contract value	£724,286.72

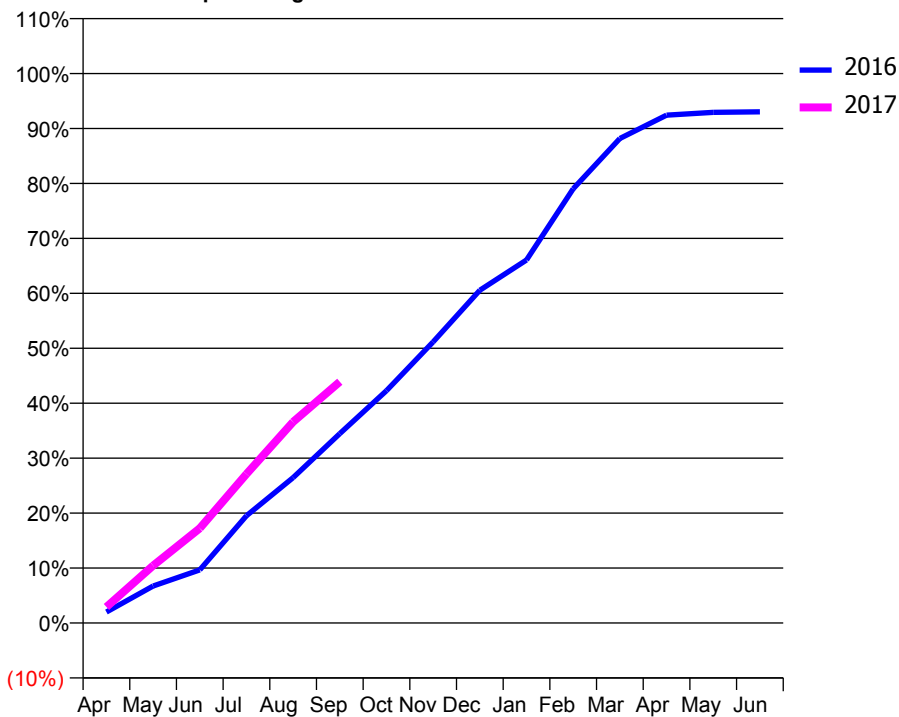
### ACCESS\*

Patients seen in 24 months	Total	Change since previous quarter
Quarter ending September 2015	5,395	
Quarter ending December 2015	7,201	↑
Quarter ending March 2016	8,510	↑
Quarter ending June 2016	9,501	↑
Quarter ending September 2016	10,237	↑
<b>Variance since September 2015</b>	<b>89.7%</b>	<b>↑</b>



### ACTIVITY

Cumulative percentage of contracted UDA delivered 2016 & 2017



Month	Adjusted Scheduled Activity (UDA)	
	2016	2017
April	538	789
May	1,813	2,811
June	2,601	4,634
July	5,251	7,295
August	7,114	9,846
September	9,272	11,807
October	11,367	
November	13,761	
December	16,284	
January	17,764	
February	21,251	
March	23,710	
April	24,853	
May	24,986	
June	25,014	

### QUALITY

	Quantity	Base Number	Contract	AT	Region	England
% of FP17s for the same patient ID Re-attending within 3 months - Children	80	1,536	5.2%	9.8%	11.8%	12.4%
% of FP17s for the same patient ID Re-attending within 3 months - Adults	825	4,909	16.8%	15.8%	16.6%	16.7%
% of FP17s for the same patient ID Re-attending between 3 & 9 months - Children	692	1,536	45.1%	59.0%	60.2%	57.4%
% of FP17s for the same patient ID Re-attending between 3 & 9 months - Adults	2,140	4,909	43.6%	50.9%	52.0%	50.5%
% of FP17s for Band 1 Urgent Courses	691	5,450	12.7%	9.5%	9.4%	9.1%
% of FP17s Relating to Free Repair or Replacements	32	5,450	0.6%	0.6%	0.7%	0.8%
% of FP17s Relating to Continuations	81	5,450	1.5%	1.1%	1.2%	1.3%
% of Patients satisfied with the dentistry they have received	10	11	90.9%	94.8%	93.6%	93.2%
% of Patients satisfied with the time they had to wait for an appointment	9	11	81.8%	91.7%	89.1%	89.0%

\* This is based on patients treated on this contract for their most recent course of treatment. Figures in italics indicate the base number of FP17s or Patient Questionnaire responses are less than 100. N/A is shown where the base number of responses is less than 10 during the period. % is calculated as Quantity/Base number\*100

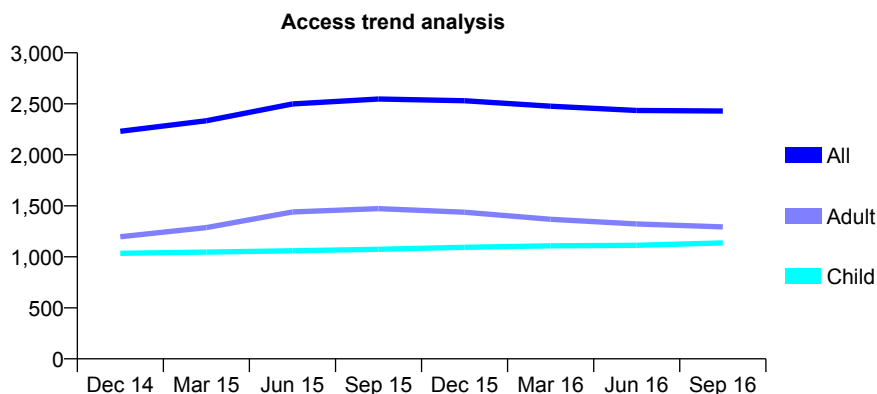
## Q68 - Vital Signs At a Glance Contract Report for 171107/0001 - September 2016

Name or company name	Mr Sachin Anand & Miss Shalini Anand
Contract type name	GDS Contract
Purpose of contract	General
Contract start date	02/03/2009
Contract end date	

16/17 Contracted general activity (UDA)	5,855
Carry forward general activity (UDA)	-73
16/17 Contracted orthodontic activity (UOA)	0
Carry forward orthodontic activity (UOA)	0
Baseline contract value	£130,131.34

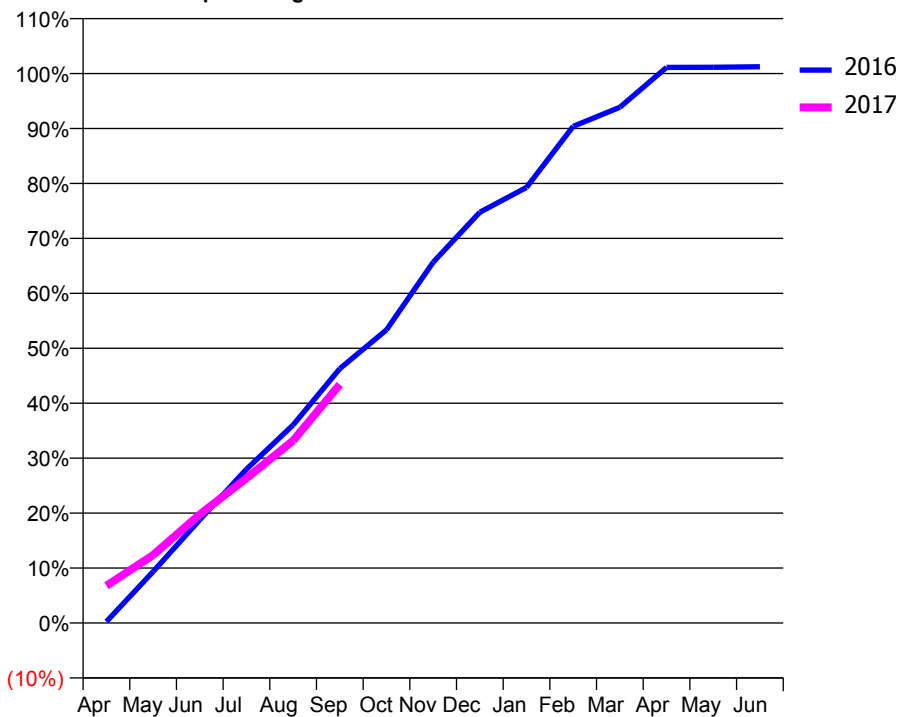
### ACCESS\*

Patients seen in 24 months	Total	Change since previous quarter
Quarter ending September 2015	2,547	
Quarter ending December 2015	2,530	→
Quarter ending March 2016	2,476	↓
Quarter ending June 2016	2,435	↓
Quarter ending September 2016	2,430	→
<b>Variance since September 2015</b>	<b>(4.6%)</b>	<b>↓</b>



### ACTIVITY

Cumulative percentage of contracted UDA delivered 2016 & 2017



Month	Adjusted Scheduled Activity (UDA)	
	2016	2017
April	14	397
May	548	723
June	1,101	1,157
July	1,639	1,543
August	2,110	1,943
September	2,710	2,542
October	3,123	
November	3,844	
December	4,377	
January	4,641	
February	5,292	
March	5,495	
April	5,920	
May	5,921	
June	5,928	

### QUALITY

	Quantity	Base Number	Contract	AT	Region	England
% of FP17s for the same patient ID Re-attending within 3 months - Children	77	976	7.9%	9.8%	11.8%	12.4%
% of FP17s for the same patient ID Re-attending within 3 months - Adults	98	848	11.6%	15.8%	16.6%	16.7%
% of FP17s for the same patient ID Re-attending between 3 & 9 months - Children	595	976	61.0%	59.0%	60.2%	57.4%
% of FP17s for the same patient ID Re-attending between 3 & 9 months - Adults	487	848	57.4%	50.9%	52.0%	50.5%
% of FP17s for Band 1 Urgent Courses	99	1,557	6.4%	9.5%	9.4%	9.1%
% of FP17s Relating to Free Repair or Replacements	11	1,557	0.7%	0.6%	0.7%	0.8%
% of FP17s Relating to Continuations	5	1,557	0.3%	1.1%	1.2%	1.3%
% of Patients satisfied with the dentistry they have received	2	2	N/A	94.8%	93.6%	93.2%
% of Patients satisfied with the time they had to wait for an appointment	2	2	N/A	91.7%	89.1%	89.0%

\* This is based on patients treated on this contract for their most recent course of treatment. Figures in italics indicate the base number of FP17s or Patient Questionnaire responses are less than 100. N/A is shown where the base number of responses is less than 10 during the period. % is calculated as Quantity/Base number\*100



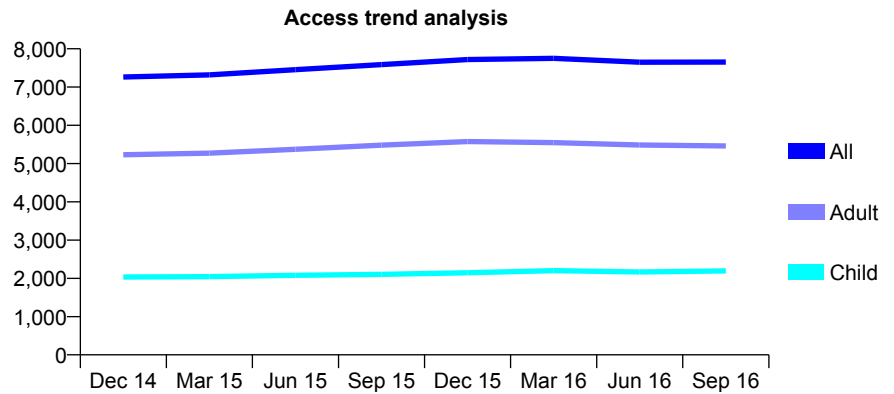
## Q68 - Vital Signs At a Glance Contract Report for 171107/0002 - September 2016

Name or company name	Mr Sachin Anand & Miss Shalini Anand
Contract type name	GDS Contract
Purpose of contract	General
Contract start date	01/12/2012
Contract end date	

16/17 Contracted general activity (UDA)	21,500
Carry forward general activity (UDA)	-430
16/17 Contracted orthodontic activity (UOA)	0
Carry forward orthodontic activity (UOA)	0
Baseline contract value	£576,673.29

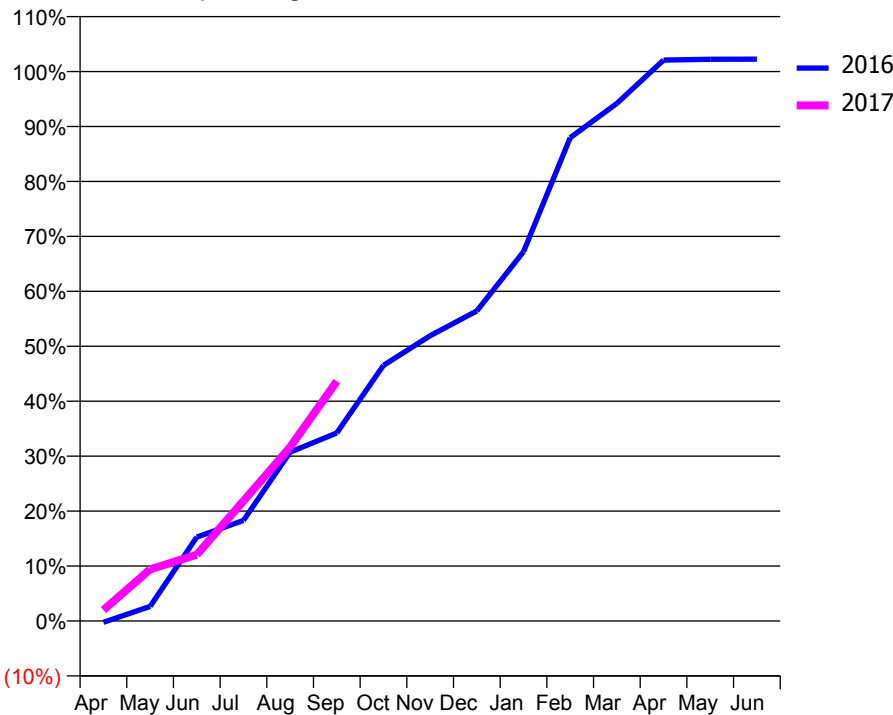
### ACCESS\*

Patients seen in 24 months	Total	Change since previous quarter
Quarter ending September 2015	7,586	
Quarter ending December 2015	7,720	→
Quarter ending March 2016	7,750	→
Quarter ending June 2016	7,649	↓
Quarter ending September 2016	7,654	→
<b>Variance since September 2015</b>	<b>0.9%</b>	<b>→</b>



### ACTIVITY

Cumulative percentage of contracted UDA delivered 2016 & 2017



Month	Adjusted Scheduled Activity (UDA)	
	2016	2017
April	-57	430
May	571	2,023
June	3,283	2,594
July	3,937	4,697
August	6,610	6,809
September	7,361	9,385
October	10,004	
November	11,164	
December	12,133	
January	14,452	
February	18,908	
March	20,254	
April	21,949	
May	21,978	
June	21,981	

### QUALITY

	Quantity	Base Number	Contract	AT	Region	England
% of FP17s for the same patient ID Re-attending within 3 months - Children	126	1,910	6.6%	9.8%	11.8%	12.4%
% of FP17s for the same patient ID Re-attending within 3 months - Adults	556	4,194	13.3%	15.8%	16.6%	16.7%
% of FP17s for the same patient ID Re-attending between 3 & 9 months - Children	1,389	1,910	72.7%	59.0%	60.2%	57.4%
% of FP17s for the same patient ID Re-attending between 3 & 9 months - Adults	2,485	4,194	59.3%	50.9%	52.0%	50.5%
% of FP17s for Band 1 Urgent Courses	284	5,121	5.5%	9.5%	9.4%	9.1%
% of FP17s Relating to Free Repair or Replacements	61	5,121	1.2%	0.6%	0.7%	0.8%
% of FP17s Relating to Continuations	50	5,121	1.0%	1.1%	1.2%	1.3%
% of Patients satisfied with the dentistry they have received	15	16	93.8%	94.8%	93.6%	93.2%
% of Patients satisfied with the time they had to wait for an appointment	15	16	93.8%	91.7%	89.1%	89.0%

\* This is based on patients treated on this contract for their most recent course of treatment. Figures in italics indicate the base number of FP17s or Patient Questionnaire responses are less than 100. N/A is shown where the base number of responses is less than 10 during the period. % is calculated as Quantity/Base number\*100

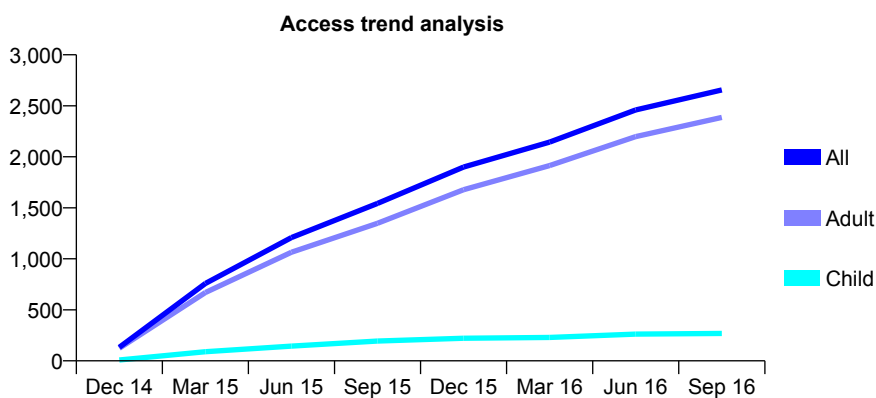
## Q68 - Vital Signs At a Glance Contract Report for 171719/0001 - September 2016

Name or company name	Mr A Elamin
Contract type name	GDS Contract
Purpose of contract	General
Contract start date	01/12/2014
Contract end date	

16/17 Contracted general activity (UDA)	6,255
Carry forward general activity (UDA)	-49
16/17 Contracted orthodontic activity (UOA)	0
Carry forward orthodontic activity (UOA)	0
Baseline contract value	£164,571.69

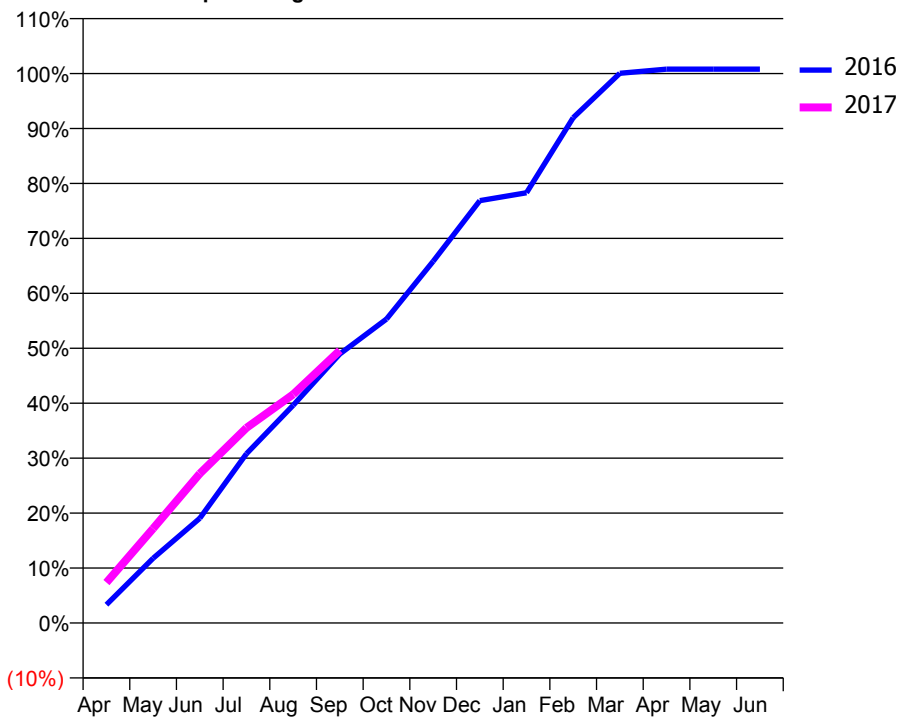
### ACCESS\*

Patients seen in 24 months	Total	Change since previous quarter
Quarter ending September 2015	1,543	
Quarter ending December 2015	1,900	↑
Quarter ending March 2016	2,144	↑
Quarter ending June 2016	2,460	↑
Quarter ending September 2016	2,655	↑
<b>Variance since September 2015</b>	<b>72.1%</b>	<b>↑</b>



### ACTIVITY

Cumulative percentage of contracted UDA delivered 2016 & 2017



Adjusted Scheduled Activity (UDA)

Month	2016	2017
April	209	461
May	738	1,075
June	1,193	1,701
July	1,927	2,222
August	2,478	2,603
September	3,062	3,104
October	3,460	
November	4,117	
December	4,809	
January	4,898	
February	5,753	
March	6,257	
April	6,304	
May	6,304	
June	6,304	

### QUALITY

	Quantity	Base Number	Contract	AT	Region	England
% of FP17s for the same patient ID Re-attending within 3 months - Children	38	210	18.1%	9.8%	11.8%	12.4%
% of FP17s for the same patient ID Re-attending within 3 months - Adults	302	1,217	24.8%	15.8%	16.6%	16.7%
% of FP17s for the same patient ID Re-attending between 3 & 9 months - Children	56	210	26.7%	59.0%	60.2%	57.4%
% of FP17s for the same patient ID Re-attending between 3 & 9 months - Adults	196	1,217	16.1%	50.9%	52.0%	50.5%
% of FP17s for Band 1 Urgent Courses	323	1,401	23.1%	9.5%	9.4%	9.1%
% of FP17s Relating to Free Repair or Replacements	73	1,401	5.2%	0.6%	0.7%	0.8%
% of FP17s Relating to Continuations	6	1,401	0.4%	1.1%	1.2%	1.3%
% of Patients satisfied with the dentistry they have received	1	1	N/A	94.8%	93.6%	93.2%
% of Patients satisfied with the time they had to wait for an appointment	1	1	N/A	91.7%	89.1%	89.0%

\* This is based on patients treated on this contract for their most recent course of treatment. Figures in italics indicate the base number of FP17s or Patient Questionnaire responses are less than 100. N/A is shown where the base number of responses is less than 10 during the period. % is calculated as Quantity/Base number\*100

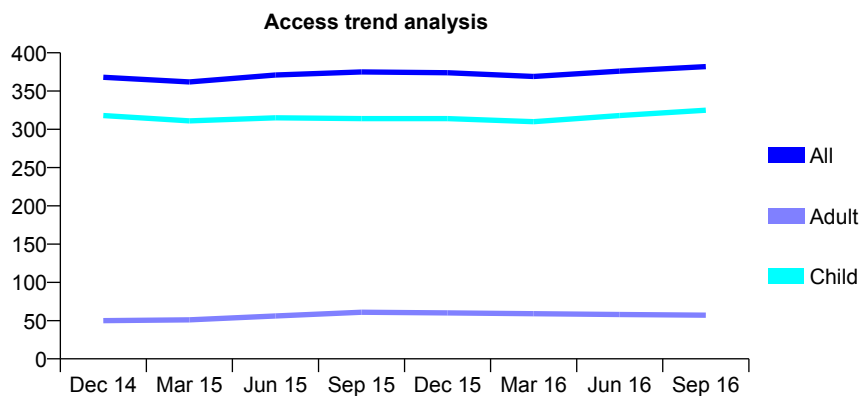
## Q68 - Vital Signs At a Glance Contract Report for 171891/0001 - September 2016

Name or company name	Chertsey Dental Practice Ltd
Contract type name	GDS Contract
Purpose of contract	General
Contract start date	01/10/2012
Contract end date	

16/17 Contracted general activity (UDA)	800
Carry forward general activity (UDA)	0
16/17 Contracted orthodontic activity (UOA)	0
Carry forward orthodontic activity (UOA)	0
Baseline contract value	£19,991.49

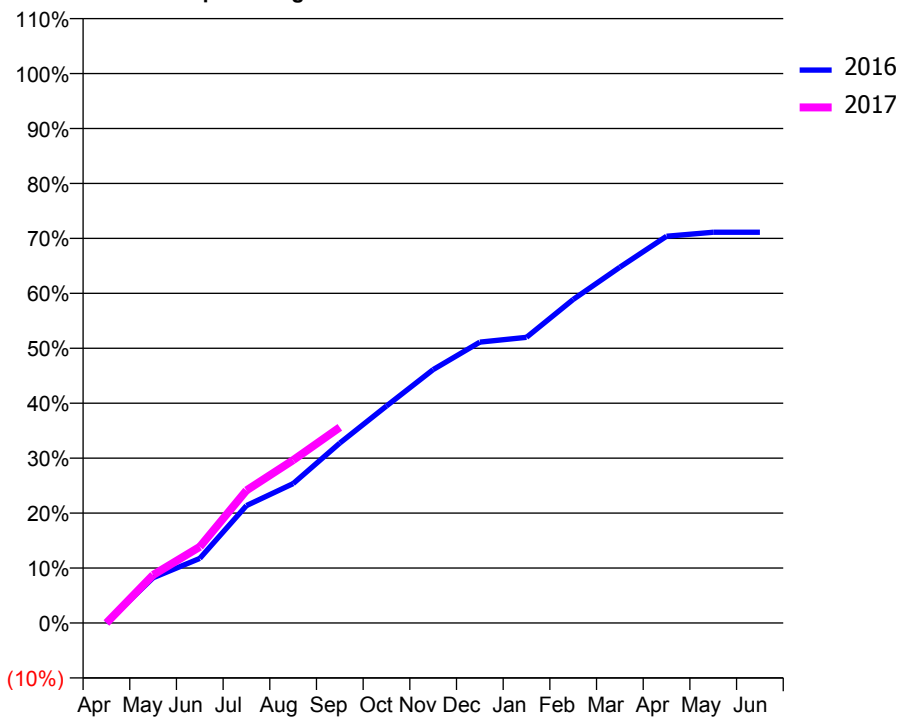
### ACCESS\*

Patients seen in 24 months	Total	Change since previous quarter
Quarter ending September 2015	375	
Quarter ending December 2015	374	→
Quarter ending March 2016	369	↓
Quarter ending June 2016	376	→
Quarter ending September 2016	382	→
<b>Variance since September 2015</b>	<b>1.9%</b>	<b>→</b>



### ACTIVITY

Cumulative percentage of contracted UDA delivered 2016 & 2017



Month	Adjusted Scheduled Activity (UDA)	
	2016	2017
April	0	0
May	66	70
June	94	111
July	171	193
August	203	237
September	262	285
October	316	
November	369	
December	409	
January	416	
February	471	
March	518	
April	563	
May	569	
June	569	

### QUALITY

	Quantity	Base Number	Contract	AT	Region	England
% of FP17s for the same patient ID Re-attending within 3 months - Children	11	275	4.0%	9.8%	11.8%	12.4%
% of FP17s for the same patient ID Re-attending within 3 months - Adults	0	0	N/A	15.8%	16.6%	16.7%
% of FP17s for the same patient ID Re-attending between 3 & 9 months - Children	149	275	54.2%	59.0%	60.2%	57.4%
% of FP17s for the same patient ID Re-attending between 3 & 9 months - Adults	0	0	N/A	50.9%	52.0%	50.5%
% of FP17s for Band 1 Urgent Courses	4	228	1.8%	9.5%	9.4%	9.1%
% of FP17s Relating to Free Repair or Replacements	0	228	0.0%	0.6%	0.7%	0.8%
% of FP17s Relating to Continuations	0	228	0.0%	1.1%	1.2%	1.3%
% of Patients satisfied with the dentistry they have received	0	0	N/A	94.8%	93.6%	93.2%
% of Patients satisfied with the time they had to wait for an appointment	0	0	N/A	91.7%	89.1%	89.0%

\* This is based on patients treated on this contract for their most recent course of treatment. Figures in italics indicate the base number of FP17s or Patient Questionnaire responses are less than 100. N/A is shown where the base number of responses is less than 10 during the period. % is calculated as Quantity/Base number\*100

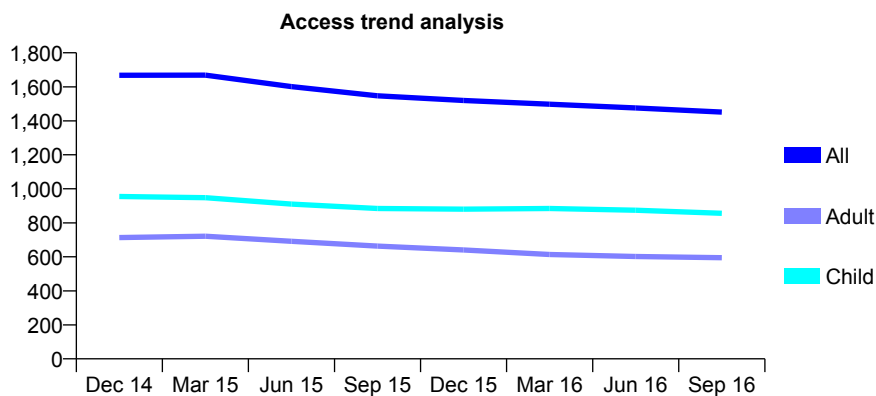
## Q68 - Vital Signs At a Glance Contract Report for 171913/0001 - September 2016

Name or company name	Andrew J S Mussett Ltd
Contract type name	GDS Contract
Purpose of contract	General
Contract start date	01/11/2009
Contract end date	

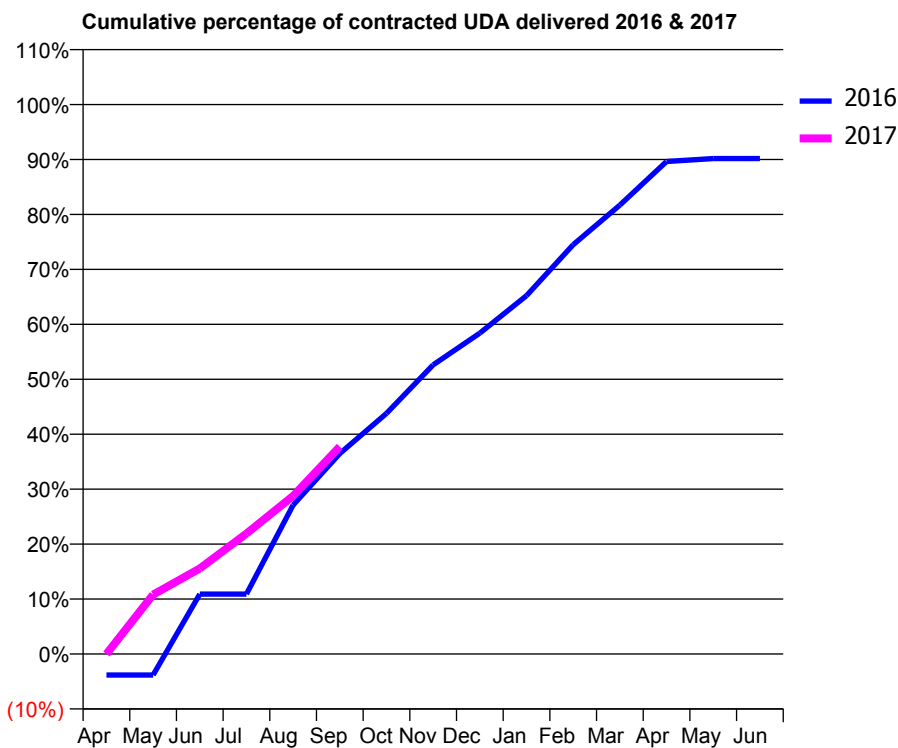
16/17 Contracted general activity (UDA)	3,520
Carry forward general activity (UDA)	0
16/17 Contracted orthodontic activity (UOA)	0
Carry forward orthodontic activity (UOA)	0
Baseline contract value	£86,404.04

### ACCESS\*

Patients seen in 24 months	Total	Change since previous quarter
Quarter ending September 2015	1,547	
Quarter ending December 2015	1,520	↓
Quarter ending March 2016	1,498	↓
Quarter ending June 2016	1,476	↓
Quarter ending September 2016	1,451	↓
<b>Variance since September 2015</b>	<b>(6.2%)</b>	<b>↓</b>



### ACTIVITY



Month	Adjusted Scheduled Activity (UDA)	
	2016	2017
April	-135	0
May	-135	380
June	384	548
July	384	772
August	954	1,013
September	1,284	1,329
October	1,541	
November	1,852	
December	2,055	
January	2,295	
February	2,622	
March	2,876	
April	3,155	
May	3,174	
June	3,174	

### QUALITY

	Quantity	Base Number	Contract	AT	Region	England
% of FP17s for the same patient ID Re-attending within 3 months - Children	47	730	6.4%	9.8%	11.8%	12.4%
% of FP17s for the same patient ID Re-attending within 3 months - Adults	65	459	14.2%	15.8%	16.6%	16.7%
% of FP17s for the same patient ID Re-attending between 3 & 9 months - Children	478	730	65.5%	59.0%	60.2%	57.4%
% of FP17s for the same patient ID Re-attending between 3 & 9 months - Adults	307	459	66.9%	50.9%	52.0%	50.5%
% of FP17s for Band 1 Urgent Courses	34	978	3.5%	9.5%	9.4%	9.1%
% of FP17s Relating to Free Repair or Replacements	0	978	0.0%	0.6%	0.7%	0.8%
% of FP17s Relating to Continuations	0	978	0.0%	1.1%	1.2%	1.3%
% of Patients satisfied with the dentistry they have received	0	0	N/A	94.8%	93.6%	93.2%
% of Patients satisfied with the time they had to wait for an appointment	0	0	N/A	91.7%	89.1%	89.0%

\* This is based on patients treated on this contract for their most recent course of treatment. Figures in italics indicate the base number of FP17s or Patient Questionnaire responses are less than 100. N/A is shown where the base number of responses is less than 10 during the period. % is calculated as Quantity/Base number\*100

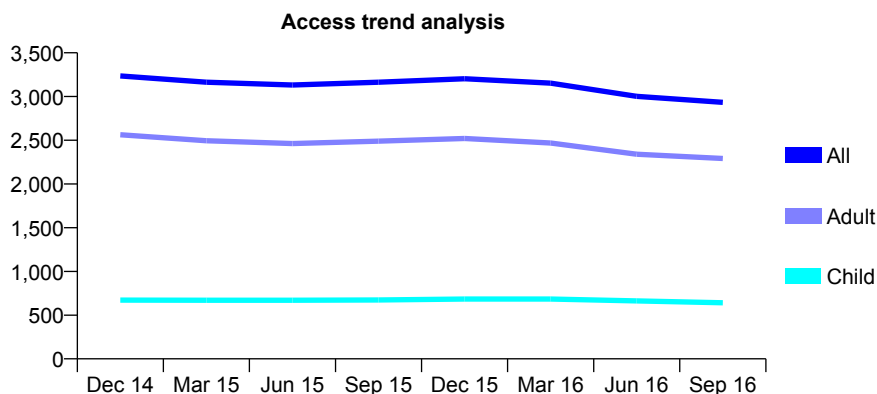
## Q68 - Vital Signs At a Glance Contract Report for 175633/0001 - September 2016

Name or company name	Mr M Eyrumlu & Mr A Eyrumlu
Contract type name	GDS Contract
Purpose of contract	General
Contract start date	01/12/2010
Contract end date	

16/17 Contracted general activity (UDA)	12,150
Carry forward general activity (UDA)	343
16/17 Contracted orthodontic activity (UOA)	0
Carry forward orthodontic activity (UOA)	0
Baseline contract value	£291,929.38

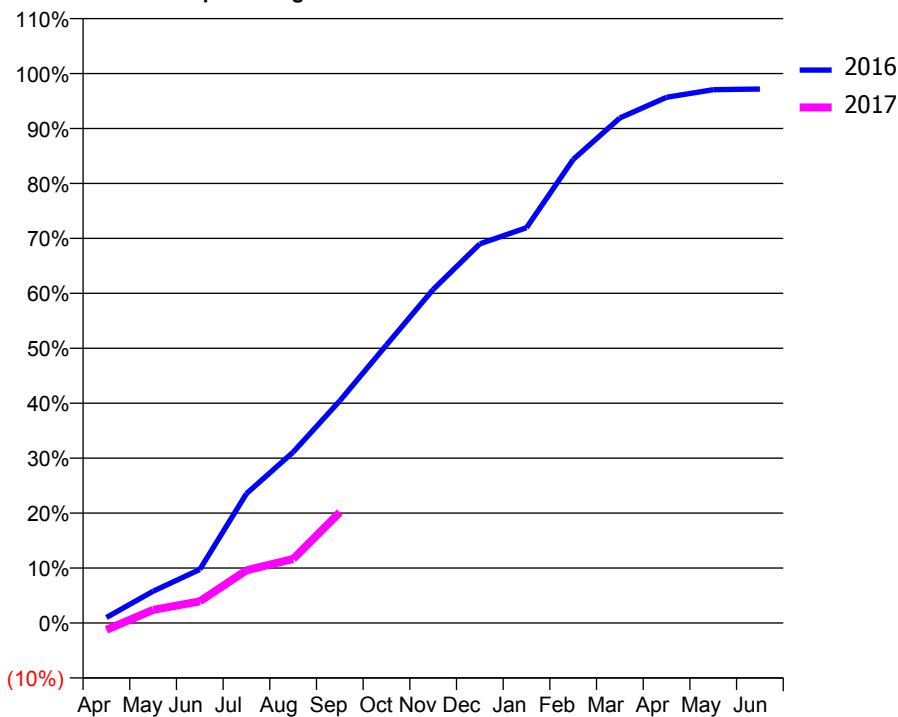
### ACCESS\*

Patients seen in 24 months	Total	Change since previous quarter
Quarter ending September 2015	3,164	
Quarter ending December 2015	3,204	→
Quarter ending March 2016	3,153	↓
Quarter ending June 2016	3,002	↓
Quarter ending September 2016	2,933	↓
<b>Variance since September 2015</b>	<b>(7.3%)</b>	<b>↓</b>



### ACTIVITY

Cumulative percentage of contracted UDA delivered 2016 & 2017



Month	Adjusted Scheduled Activity (UDA)	
	2016	2017
April	122	-151
May	705	292
June	1,184	480
July	2,860	1,165
August	3,780	1,418
September	4,914	2,448
October	6,150	
November	7,376	
December	8,385	
January	8,740	
February	10,251	
March	11,166	
April	11,624	
May	11,792	
June	11,807	

### QUALITY

	Quantity	Base Number	Contract	AT	Region	England
% of FP17s for the same patient ID Re-attending within 3 months - Children	22	370	5.9%	9.8%	11.8%	12.4%
% of FP17s for the same patient ID Re-attending within 3 months - Adults	149	1,243	12.0%	15.8%	16.6%	16.7%
% of FP17s for the same patient ID Re-attending between 3 & 9 months - Children	204	370	55.1%	59.0%	60.2%	57.4%
% of FP17s for the same patient ID Re-attending between 3 & 9 months - Adults	702	1,243	56.5%	50.9%	52.0%	50.5%
% of FP17s for Band 1 Urgent Courses	85	1,425	6.0%	9.5%	9.4%	9.1%
% of FP17s Relating to Free Repair or Replacements	12	1,425	0.8%	0.6%	0.7%	0.8%
% of FP17s Relating to Continuations	17	1,425	1.2%	1.1%	1.2%	1.3%
% of Patients satisfied with the dentistry they have received	3	3	N/A	94.8%	93.6%	93.2%
% of Patients satisfied with the time they had to wait for an appointment	3	3	N/A	91.7%	89.1%	89.0%

\* This is based on patients treated on this contract for their most recent course of treatment. Figures in italics indicate the base number of FP17s or Patient Questionnaire responses are less than 100. N/A is shown where the base number of responses is less than 10 during the period. % is calculated as Quantity/Base number\*100

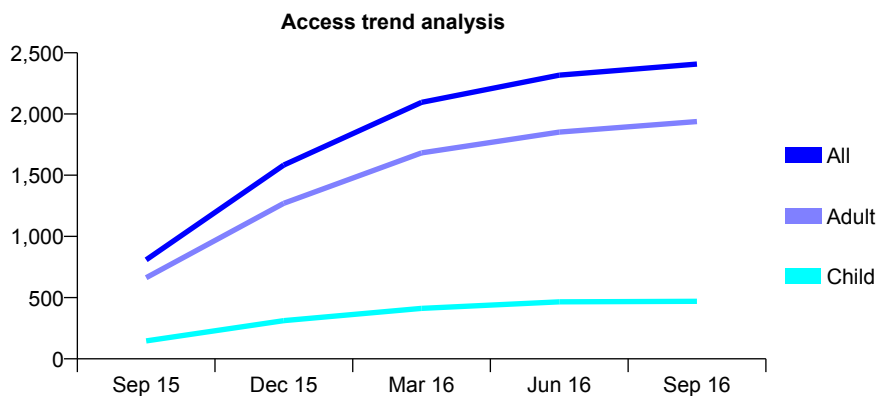
## Q68 - Vital Signs At a Glance Contract Report for 176214/0001 - September 2016

Name or company name	Warrior Square Dental Practice Ltd
Contract type name	GDS Contract
Purpose of contract	General
Contract start date	01/07/2015
Contract end date	

16/17 Contracted general activity (UDA)	7,000
Carry forward general activity (UDA)	51
16/17 Contracted orthodontic activity (UOA)	0
Carry forward orthodontic activity (UOA)	0
Baseline contract value	£171,383.97

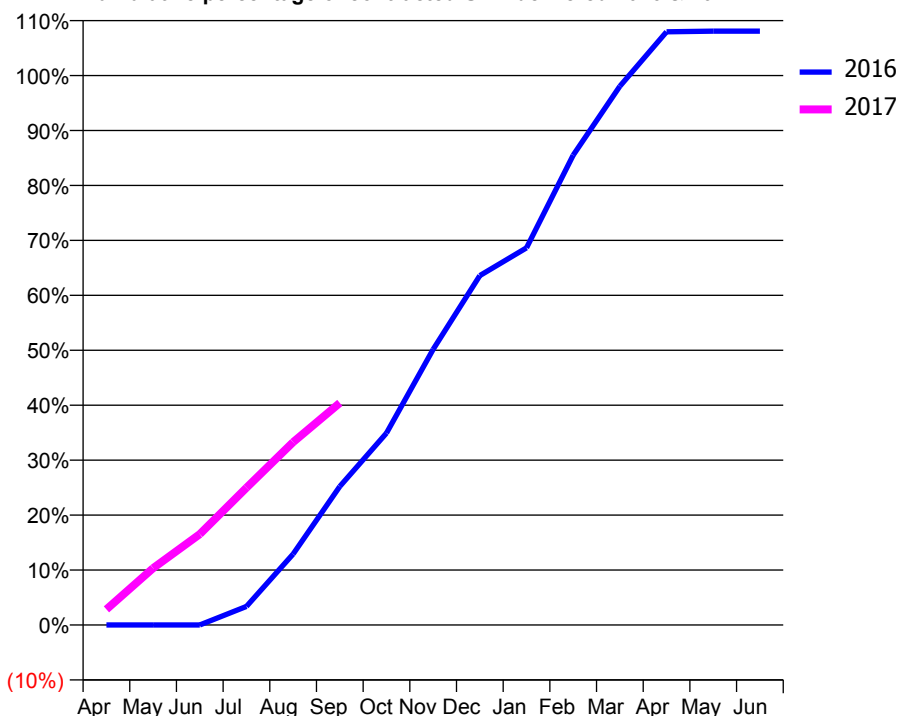
### ACCESS\*

Patients seen in 24 months	Total	Change since previous quarter
Quarter ending September 2015	809	
Quarter ending December 2015	1,583	↑
Quarter ending March 2016	2,095	↑
Quarter ending June 2016	2,318	↑
Quarter ending September 2016	2,408	↑
<b>Variance since September 2015</b>	<b>197.7%</b>	<b>↑</b>



### ACTIVITY

Cumulative percentage of contracted UDA delivered 2016 & 2017



Month	Adjusted Scheduled Activity (UDA)	
	2016	2017
April	0	200
May	0	725
June	0	1,157
July	178	1,749
August	679	2,329
September	1,324	2,829
October	1,834	
November	2,634	
December	3,339	
January	3,603	
February	4,490	
March	5,147	
April	5,668	
May	5,674	
June	5,674	

### QUALITY

	Quantity	Base Number	Contract	AT	Region	England
% of FP17s for the same patient ID Re-attending within 3 months - Children	32	394	8.1%	9.8%	11.8%	12.4%
% of FP17s for the same patient ID Re-attending within 3 months - Adults	353	1,773	19.9%	15.8%	16.6%	16.7%
% of FP17s for the same patient ID Re-attending between 3 & 9 months - Children	141	394	35.8%	59.0%	60.2%	57.4%
% of FP17s for the same patient ID Re-attending between 3 & 9 months - Adults	877	1,773	49.5%	50.9%	52.0%	50.5%
% of FP17s for Band 1 Urgent Courses	161	1,679	9.6%	9.5%	9.4%	9.1%
% of FP17s Relating to Free Repair or Replacements	19	1,679	1.1%	0.6%	0.7%	0.8%
% of FP17s Relating to Continuations	14	1,679	0.8%	1.1%	1.2%	1.3%
% of Patients satisfied with the dentistry they have received	2	2	N/A	94.8%	93.6%	93.2%
% of Patients satisfied with the time they had to wait for an appointment	2	2	N/A	91.7%	89.1%	89.0%

\* This is based on patients treated on this contract for their most recent course of treatment. Figures in italics indicate the base number of FP17s or Patient Questionnaire responses are less than 100. N/A is shown where the base number of responses is less than 10 during the period. % is calculated as Quantity/Base number\*100

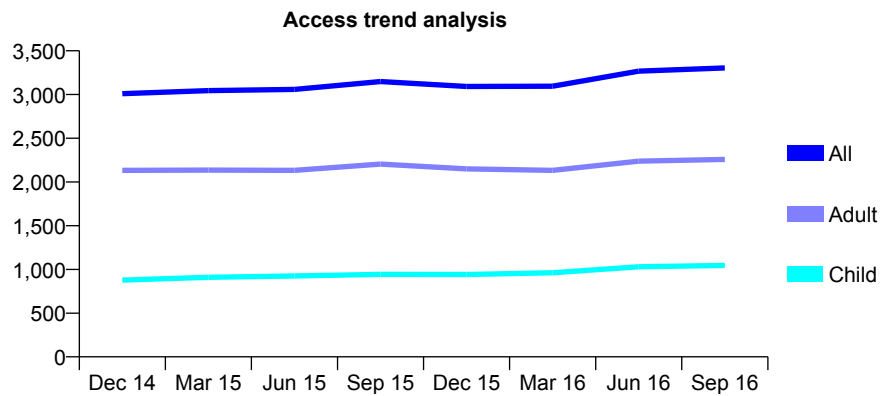
## Q68 - Vital Signs At a Glance Contract Report for 176451/0001 - September 2016

Name or company name	Tilgate Dental Care Ltd
Contract type name	GDS Contract
Purpose of contract	General
Contract start date	01/11/2007
Contract end date	

16/17 Contracted general activity (UDA)	10,656
Carry forward general activity (UDA)	284
16/17 Contracted orthodontic activity (UOA)	0
Carry forward orthodontic activity (UOA)	0
Baseline contract value	£328,821.17

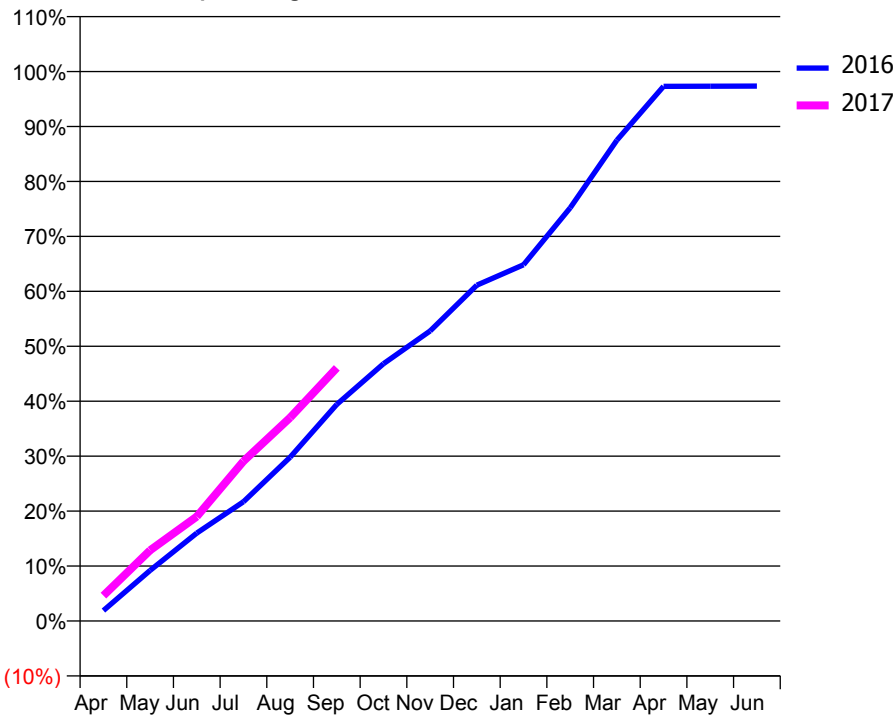
### ACCESS\*

Patients seen in 24 months	Total	Change since previous quarter
Quarter ending September 2015	3,148	
Quarter ending December 2015	3,092	↓
Quarter ending March 2016	3,095	→
Quarter ending June 2016	3,268	↑
Quarter ending September 2016	3,304	→
<b>Variance since September 2015</b>	<b>5.0%</b>	<b>↑</b>



### ACTIVITY

Cumulative percentage of contracted UDA delivered 2016 & 2017



Month	Adjusted Scheduled Activity (UDA)	
	2016	2017
April	204	492
May	981	1,373
June	1,706	2,027
July	2,312	3,099
August	3,178	3,946
September	4,200	4,910
October	4,988	
November	5,626	
December	6,513	
January	6,907	
February	8,011	
March	9,324	
April	10,369	
May	10,371	
June	10,372	

### QUALITY

	Quantity	Base Number	Contract	AT	Region	England
% of FP17s for the same patient ID Re-attending within 3 months - Children	43	914	4.7%	9.8%	11.8%	12.4%
% of FP17s for the same patient ID Re-attending within 3 months - Adults	184	1,642	11.2%	15.8%	16.6%	16.7%
% of FP17s for the same patient ID Re-attending between 3 & 9 months - Children	455	914	49.8%	59.0%	60.2%	57.4%
% of FP17s for the same patient ID Re-attending between 3 & 9 months - Adults	680	1,642	41.4%	50.9%	52.0%	50.5%
% of FP17s for Band 1 Urgent Courses	164	2,008	8.2%	9.5%	9.4%	9.1%
% of FP17s Relating to Free Repair or Replacements	17	2,008	0.8%	0.6%	0.7%	0.8%
% of FP17s Relating to Continuations	25	2,008	1.2%	1.1%	1.2%	1.3%
% of Patients satisfied with the dentistry they have received	0	0	N/A	94.8%	93.6%	93.2%
% of Patients satisfied with the time they had to wait for an appointment	0	0	N/A	91.7%	89.1%	89.0%

\* This is based on patients treated on this contract for their most recent course of treatment. Figures in italics indicate the base number of FP17s or Patient Questionnaire responses are less than 100. N/A is shown where the base number of responses is less than 10 during the period. % is calculated as Quantity/Base number\*100



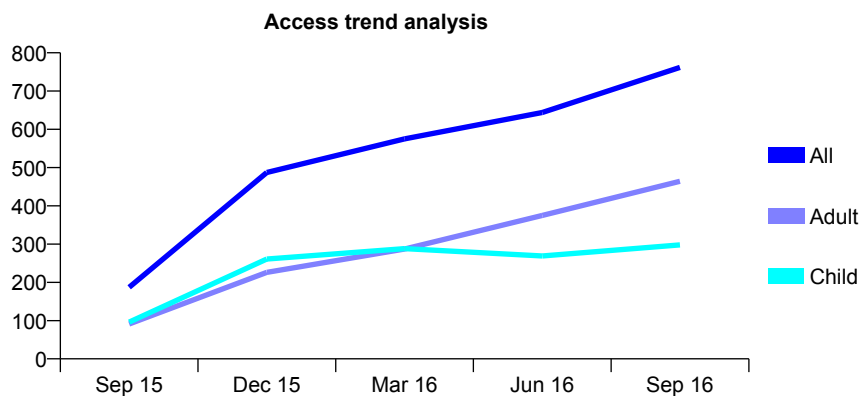
## Q68 - Vital Signs At a Glance Contract Report for 177199/0001 - September 2016

Name or company name	Ms A Jawahar
Contract type name	GDS Contract
Purpose of contract	General
Contract start date	01/08/2015
Contract end date	

16/17 Contracted general activity (UDA)	2,200
Carry forward general activity (UDA)	-29
16/17 Contracted orthodontic activity (UOA)	0
Carry forward orthodontic activity (UOA)	0
Baseline contract value	£48,101.91

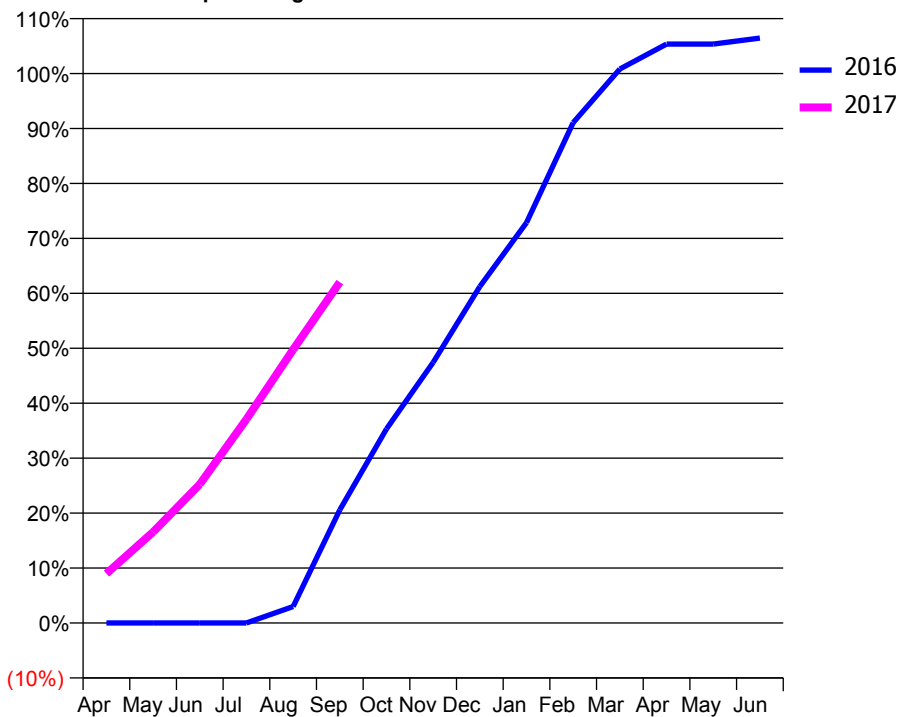
### ACCESS\*

Patients seen in 24 months	Total	Change since previous quarter
Quarter ending September 2015	187	
Quarter ending December 2015	487	↑
Quarter ending March 2016	575	↑
Quarter ending June 2016	644	↑
Quarter ending September 2016	762	↑
<b>Variance since September 2015</b>	<b>307.5%</b>	<b>↑</b>



### ACTIVITY

Cumulative percentage of contracted UDA delivered 2016 & 2017



Month	Adjusted Scheduled Activity (UDA)	
	2016	2017
April	0	198
May	0	364
June	0	556
July	0	816
August	44	1,095
September	302	1,365
October	518	
November	695	
December	898	
January	1,068	
February	1,335	
March	1,478	
April	1,544	
May	1,544	
June	1,560	

### QUALITY

	Quantity	Base Number	Contract	AT	Region	England
% of FP17s for the same patient ID Re-attending within 3 months - Children	9	220	4.1%	9.8%	11.8%	12.4%
% of FP17s for the same patient ID Re-attending within 3 months - Adults	59	406	14.5%	15.8%	16.6%	16.7%
% of FP17s for the same patient ID Re-attending between 3 & 9 months - Children	82	220	37.3%	59.0%	60.2%	57.4%
% of FP17s for the same patient ID Re-attending between 3 & 9 months - Adults	100	406	24.6%	50.9%	52.0%	50.5%
% of FP17s for Band 1 Urgent Courses	60	603	10.0%	9.5%	9.4%	9.1%
% of FP17s Relating to Free Repair or Replacements	6	603	1.0%	0.6%	0.7%	0.8%
% of FP17s Relating to Continuations	3	603	0.5%	1.1%	1.2%	1.3%
% of Patients satisfied with the dentistry they have received	0	0	N/A	94.8%	93.6%	93.2%
% of Patients satisfied with the time they had to wait for an appointment	0	0	N/A	91.7%	89.1%	89.0%

\* This is based on patients treated on this contract for their most recent course of treatment. Figures in italics indicate the base number of FP17s or Patient Questionnaire responses are less than 100. N/A is shown where the base number of responses is less than 10 during the period. % is calculated as Quantity/Base number\*100

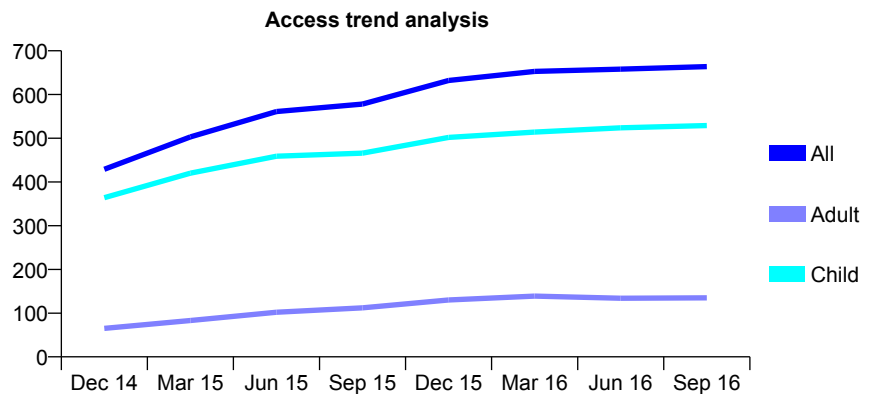
## Q68 - Vital Signs At a Glance Contract Report for 177202/0001 - September 2016

Name or company name	Mr P Poole and Mr J Drewett
Contract type name	GDS Contract
Purpose of contract	General
Contract start date	01/04/2014
Contract end date	

16/17 Contracted general activity (UDA)	1,239
Carry forward general activity (UDA)	0
16/17 Contracted orthodontic activity (UOA)	0
Carry forward orthodontic activity (UOA)	0
Baseline contract value	£27,533.05

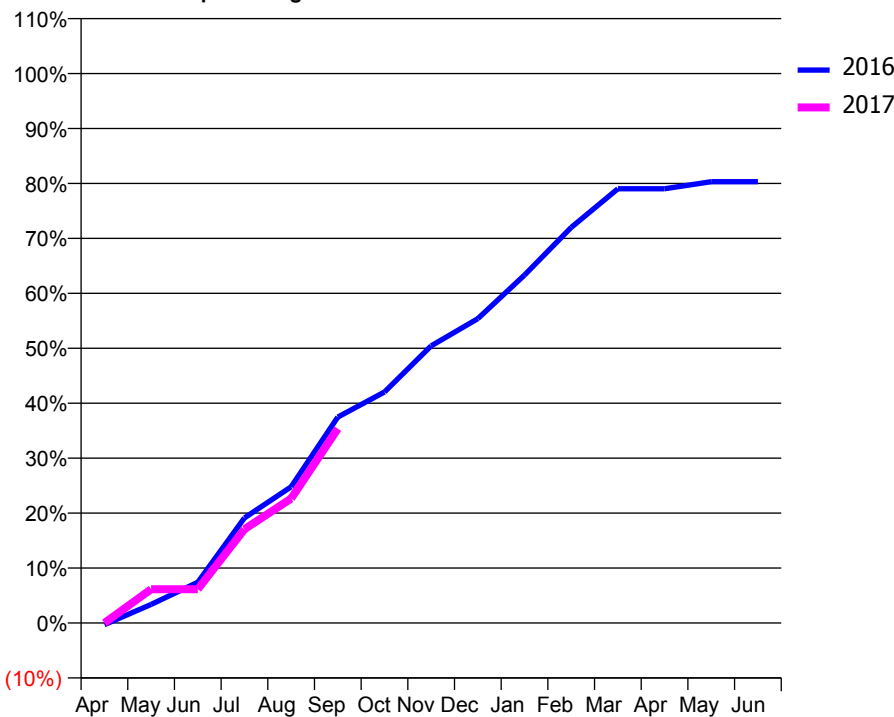
### ACCESS\*

Patients seen in 24 months	Total	Change since previous quarter
Quarter ending September 2015	578	
Quarter ending December 2015	632	↑
Quarter ending March 2016	653	↑
Quarter ending June 2016	658	→
Quarter ending September 2016	664	→
<b>Variance since September 2015</b>	<b>14.9%</b>	<b>↑</b>



### ACTIVITY

Cumulative percentage of contracted UDA delivered 2016 & 2017



Month	Adjusted Scheduled Activity (UDA)	
	2016	2017
April	-4	0
May	42	76
June	92	76
July	237	212
August	307	281
September	464	438
October	521	
November	625	
December	686	
January	785	
February	892	
March	979	
April	979	
May	995	
June	995	

### QUALITY

	Quantity	Base Number	Contract	AT	Region	England
% of FP17s for the same patient ID Re-attending within 3 months - Children	10	330	3.0%	9.8%	11.8%	12.4%
% of FP17s for the same patient ID Re-attending within 3 months - Adults	1	50	2.0%	15.8%	16.6%	16.7%
% of FP17s for the same patient ID Re-attending between 3 & 9 months - Children	190	330	57.6%	59.0%	60.2%	57.4%
% of FP17s for the same patient ID Re-attending between 3 & 9 months - Adults	22	50	44.0%	50.9%	52.0%	50.5%
% of FP17s for Band 1 Urgent Courses	6	297	2.0%	9.5%	9.4%	9.1%
% of FP17s Relating to Free Repair or Replacements	0	297	0.0%	0.6%	0.7%	0.8%
% of FP17s Relating to Continuations	0	297	0.0%	1.1%	1.2%	1.3%
% of Patients satisfied with the dentistry they have received	0	0	N/A	94.8%	93.6%	93.2%
% of Patients satisfied with the time they had to wait for an appointment	0	0	N/A	91.7%	89.1%	89.0%

\* This is based on patients treated on this contract for their most recent course of treatment. Figures in italics indicate the base number of FP17s or Patient Questionnaire responses are less than 100. N/A is shown where the base number of responses is less than 10 during the period. % is calculated as Quantity/Base number\*100

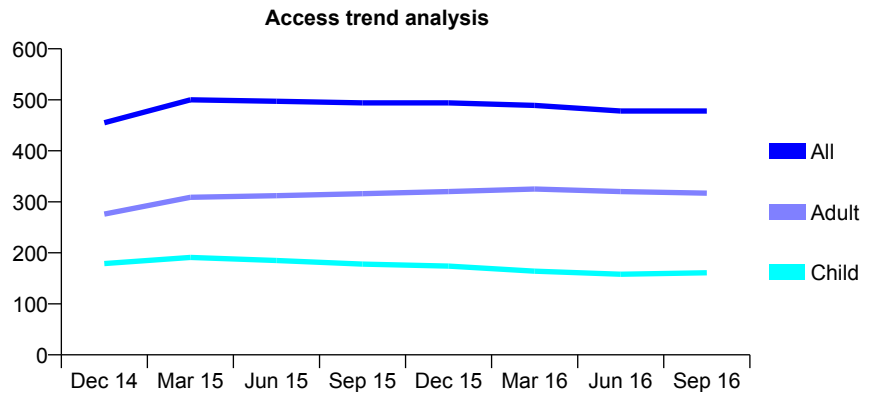
## Q68 - Vital Signs At a Glance Contract Report for 178330/0001 - September 2016

Name or company name	Tangmere Dental Care Limited
Contract type name	GDS Contract
Purpose of contract	General
Contract start date	01/04/2011
Contract end date	

16/17 Contracted general activity (UDA)	1,960
Carry forward general activity (UDA)	8
16/17 Contracted orthodontic activity (UOA)	0
Carry forward orthodontic activity (UOA)	0
Baseline contract value	£52,716.25

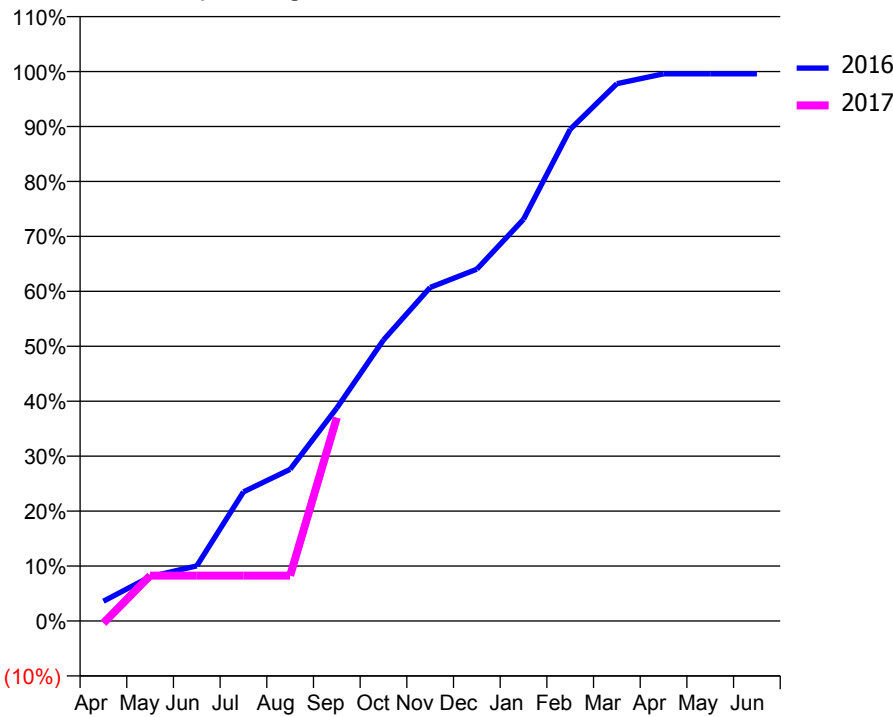
### ACCESS\*

Patients seen in 24 months	Total	Change since previous quarter
Quarter ending September 2015	494	
Quarter ending December 2015	494	→
Quarter ending March 2016	489	↓
Quarter ending June 2016	478	↓
Quarter ending September 2016	478	→
<b>Variance since September 2015</b>	<b>(3.2%)</b>	<b>↓</b>



### ACTIVITY

Cumulative percentage of contracted UDA delivered 2016 & 2017



Month	Adjusted Scheduled Activity (UDA)	
	2016	2017
April	71	-8
May	158	162
June	197	162
July	461	162
August	541	162
September	760	726
October	1,002	
November	1,190	
December	1,255	
January	1,433	
February	1,754	
March	1,917	
April	1,952	
May	1,952	
June	1,952	

### QUALITY

	Quantity	Base Number	Contract	AT	Region	England
% of FP17s for the same patient ID Re-attending within 3 months - Children	16	136	11.8%	9.8%	11.8%	12.4%
% of FP17s for the same patient ID Re-attending within 3 months - Adults	24	193	12.4%	15.8%	16.6%	16.7%
% of FP17s for the same patient ID Re-attending between 3 & 9 months - Children	91	136	66.9%	59.0%	60.2%	57.4%
% of FP17s for the same patient ID Re-attending between 3 & 9 months - Adults	129	193	66.8%	50.9%	52.0%	50.5%
% of FP17s for Band 1 Urgent Courses	19	322	5.9%	9.5%	9.4%	9.1%
% of FP17s Relating to Free Repair or Replacements	0	322	0.0%	0.6%	0.7%	0.8%
% of FP17s Relating to Continuations	3	322	0.9%	1.1%	1.2%	1.3%
% of Patients satisfied with the dentistry they have received	0	0	N/A	94.8%	93.6%	93.2%
% of Patients satisfied with the time they had to wait for an appointment	0	0	N/A	91.7%	89.1%	89.0%

\* This is based on patients treated on this contract for their most recent course of treatment. Figures in italics indicate the base number of FP17s or Patient Questionnaire responses are less than 100. N/A is shown where the base number of responses is less than 10 during the period. % is calculated as Quantity/Base number\*100

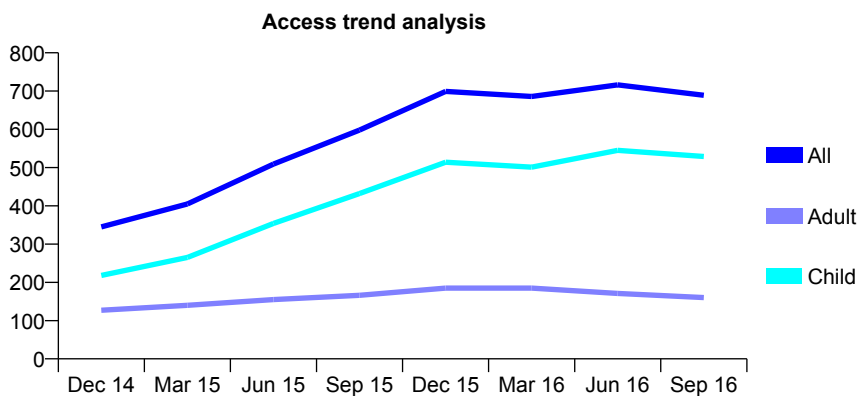
## Q68 - Vital Signs At a Glance Contract Report for 178462/0002 - September 2016

Name or company name	IQ Orthodontics Ltd
Contract type name	GDS Contract
Purpose of contract	General
Contract start date	01/04/2014
Contract end date	

16/17 Contracted general activity (UDA)	1,000
Carry forward general activity (UDA)	-20
16/17 Contracted orthodontic activity (UOA)	0
Carry forward orthodontic activity (UOA)	0
Baseline contract value	£22,221.98

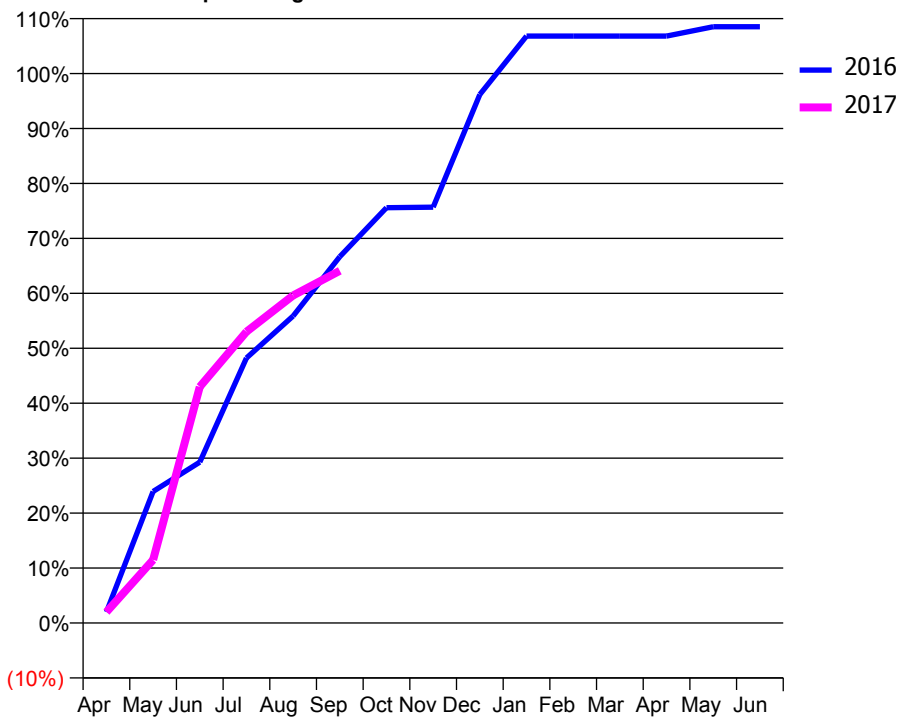
### ACCESS\*

Patients seen in 24 months	Total	Change since previous quarter
Quarter ending September 2015	598	
Quarter ending December 2015	699	↑
Quarter ending March 2016	686	↓
Quarter ending June 2016	716	↑
Quarter ending September 2016	689	↓
<b>Variance since September 2015</b>	<b>15.2%</b>	<b>↑</b>



### ACTIVITY

Cumulative percentage of contracted UDA delivered 2016 & 2017



Month	Adjusted Scheduled Activity (UDA)	
	2016	2017
April	20	20
May	239	115
June	293	430
July	482	530
August	559	596
September	667	641
October	756	
November	757	
December	962	
January	1,068	
February	1,068	
March	1,068	
April	1,068	
May	1,085	
June	1,085	

### QUALITY

	Quantity	Base Number	Contract	AT	Region	England
% of FP17s for the same patient ID Re-attending within 3 months - Children	14	401	3.5%	9.8%	11.8%	12.4%
% of FP17s for the same patient ID Re-attending within 3 months - Adults	3	63	4.8%	15.8%	16.6%	16.7%
% of FP17s for the same patient ID Re-attending between 3 & 9 months - Children	207	401	51.6%	59.0%	60.2%	57.4%
% of FP17s for the same patient ID Re-attending between 3 & 9 months - Adults	35	63	55.6%	50.9%	52.0%	50.5%
% of FP17s for Band 1 Urgent Courses	0	451	0.0%	9.5%	9.4%	9.1%
% of FP17s Relating to Free Repair or Replacements	0	451	0.0%	0.6%	0.7%	0.8%
% of FP17s Relating to Continuations	0	451	0.0%	1.1%	1.2%	1.3%
% of Patients satisfied with the dentistry they have received	1	1	N/A	94.8%	93.6%	93.2%
% of Patients satisfied with the time they had to wait for an appointment	0	1	N/A	91.7%	89.1%	89.0%

\* This is based on patients treated on this contract for their most recent course of treatment. Figures in italics indicate the base number of FP17s or Patient Questionnaire responses are less than 100. N/A is shown where the base number of responses is less than 10 during the period. % is calculated as Quantity/Base number\*100

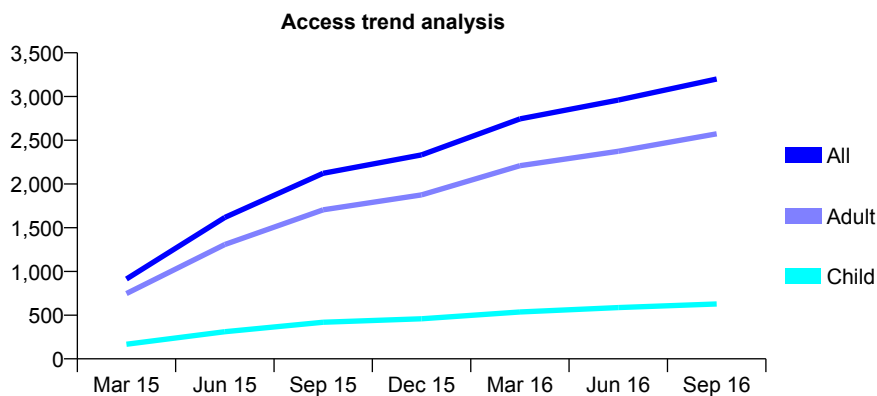
## Q68 - Vital Signs At a Glance Contract Report for 178934/0001 - September 2016

Name or company name	Newholme Dental Practice
Contract type name	GDS Contract
Purpose of contract	General
Contract start date	01/01/2015
Contract end date	

16/17 Contracted general activity (UDA)	13,635
Carry forward general activity (UDA)	303
16/17 Contracted orthodontic activity (UOA)	0
Carry forward orthodontic activity (UOA)	0
Baseline contract value	£312,694.75

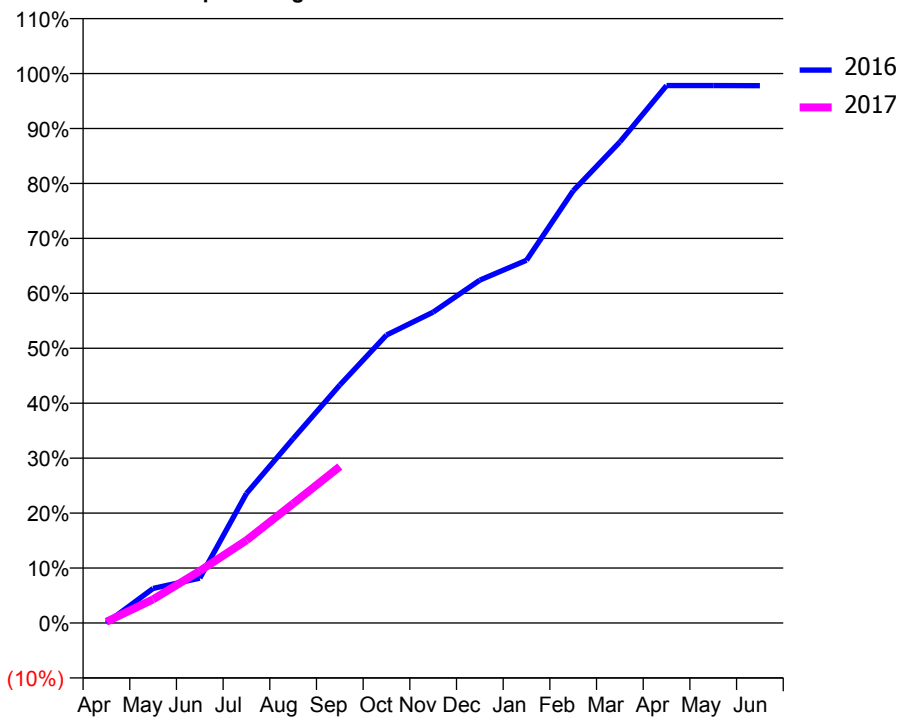
### ACCESS\*

Patients seen in 24 months	Total	Change since previous quarter
Quarter ending September 2015	2,122	
Quarter ending December 2015	2,333	↑
Quarter ending March 2016	2,745	↑
Quarter ending June 2016	2,959	↑
Quarter ending September 2016	3,200	↑
<b>Variance since September 2015</b>	<b>50.8%</b>	<b>↑</b>



### ACTIVITY

Cumulative percentage of contracted UDA delivered 2016 & 2017



Adjusted Scheduled Activity (UDA)

Month	2016	2017
April	0	30
May	859	586
June	1,114	1,291
July	3,215	2,052
August	4,575	2,962
September	5,906	3,883
October	7,145	
November	7,713	
December	8,507	
January	9,001	
February	10,726	
March	11,937	
April	13,335	
May	13,335	
June	13,332	

### QUALITY

	Quantity	Base Number	Contract	AT	Region	England
% of FP17s for the same patient ID Re-attending within 3 months - Children	26	422	6.2%	9.8%	11.8%	12.4%
% of FP17s for the same patient ID Re-attending within 3 months - Adults	206	1,701	12.1%	15.8%	16.6%	16.7%
% of FP17s for the same patient ID Re-attending between 3 & 9 months - Children	215	422	50.9%	59.0%	60.2%	57.4%
% of FP17s for the same patient ID Re-attending between 3 & 9 months - Adults	840	1,701	49.4%	50.9%	52.0%	50.5%
% of FP17s for Band 1 Urgent Courses	107	1,728	6.2%	9.5%	9.4%	9.1%
% of FP17s Relating to Free Repair or Replacements	7	1,728	0.4%	0.6%	0.7%	0.8%
% of FP17s Relating to Continuations	20	1,728	1.2%	1.1%	1.2%	1.3%
% of Patients satisfied with the dentistry they have received	4	4	N/A	94.8%	93.6%	93.2%
% of Patients satisfied with the time they had to wait for an appointment	4	4	N/A	91.7%	89.1%	89.0%

\* This is based on patients treated on this contract for their most recent course of treatment. Figures in italics indicate the base number of FP17s or Patient Questionnaire responses are less than 100. N/A is shown where the base number of responses is less than 10 during the period. % is calculated as Quantity/Base number\*100

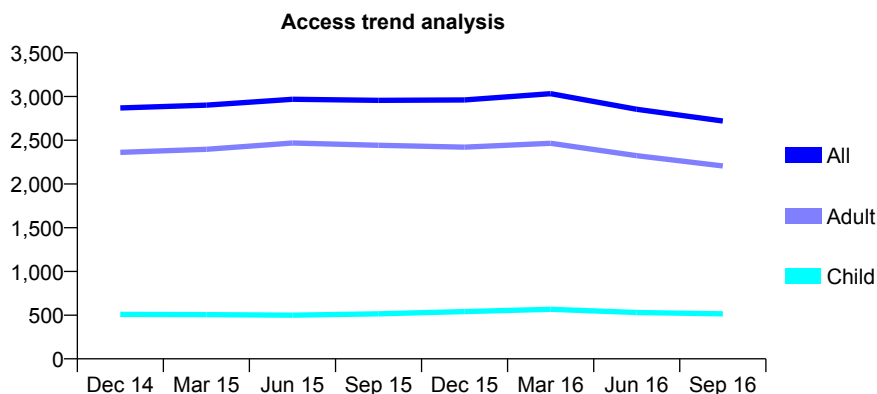
## Q68 - Vital Signs At a Glance Contract Report for 179434/0001 - September 2016

Name or company name	Mr M Eyrumlu & Mr A Eyrumlu
Contract type name	GDS Contract
Purpose of contract	General
Contract start date	01/11/2010
Contract end date	

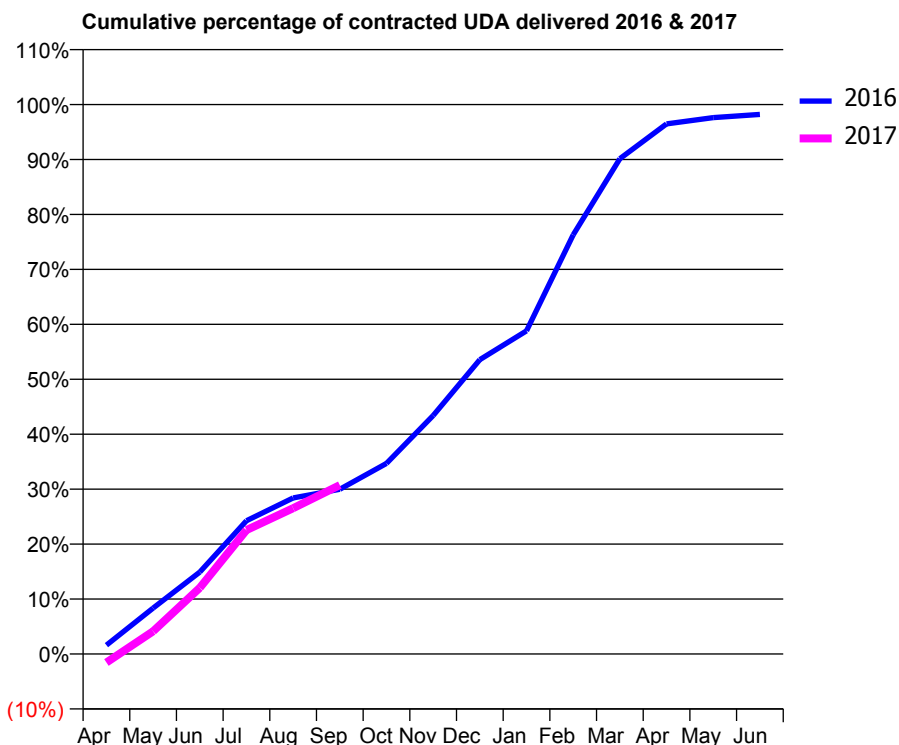
16/17 Contracted general activity (UDA)	11,052
Carry forward general activity (UDA)	201
16/17 Contracted orthodontic activity (UOA)	0
Carry forward orthodontic activity (UOA)	0
Baseline contract value	£264,684.67

### ACCESS\*

Patients seen in 24 months	Total	Change since previous quarter
Quarter ending September 2015	2,957	
Quarter ending December 2015	2,961	→
Quarter ending March 2016	3,032	↑
Quarter ending June 2016	2,854	↓
Quarter ending September 2016	2,720	↓
<b>Variance since September 2015</b>	<b>(8.0%)</b>	↓



### ACTIVITY



Month	Adjusted Scheduled Activity (UDA)	
	2016	2017
April	179	-174
May	924	458
June	1,648	1,331
July	2,681	2,494
August	3,139	2,933
September	3,312	3,397
October	3,833	
November	4,797	
December	5,920	
January	6,499	
February	8,431	
March	9,961	
April	10,662	
May	10,787	
June	10,851	

### QUALITY

	Quantity	Base Number	Contract	AT	Region	England
% of FP17s for the same patient ID Re-attending within 3 months - Children	9	183	4.9%	9.8%	11.8%	12.4%
% of FP17s for the same patient ID Re-attending within 3 months - Adults	133	759	17.5%	15.8%	16.6%	16.7%
% of FP17s for the same patient ID Re-attending between 3 & 9 months - Children	83	183	45.4%	59.0%	60.2%	57.4%
% of FP17s for the same patient ID Re-attending between 3 & 9 months - Adults	276	759	36.4%	50.9%	52.0%	50.5%
% of FP17s for Band 1 Urgent Courses	52	759	6.9%	9.5%	9.4%	9.1%
% of FP17s Relating to Free Repair or Replacements	0	759	0.0%	0.6%	0.7%	0.8%
% of FP17s Relating to Continuations	27	759	3.6%	1.1%	1.2%	1.3%
% of Patients satisfied with the dentistry they have received	3	5	N/A	94.8%	93.6%	93.2%
% of Patients satisfied with the time they had to wait for an appointment	2	5	N/A	91.7%	89.1%	89.0%

\* This is based on patients treated on this contract for their most recent course of treatment. Figures in italics indicate the base number of FP17s or Patient Questionnaire responses are less than 100. N/A is shown where the base number of responses is less than 10 during the period. % is calculated as Quantity/Base number\*100

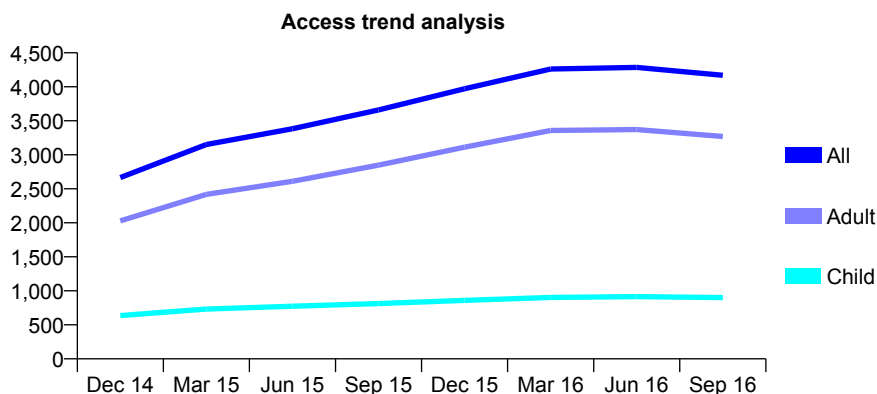
## Q68 - Vital Signs At a Glance Contract Report for 179434/0002 - September 2016

Name or company name	Mr M Eyrumlu & Mr A Eyrumlu
Contract type name	GDS Contract
Purpose of contract	General
Contract start date	10/05/2014
Contract end date	

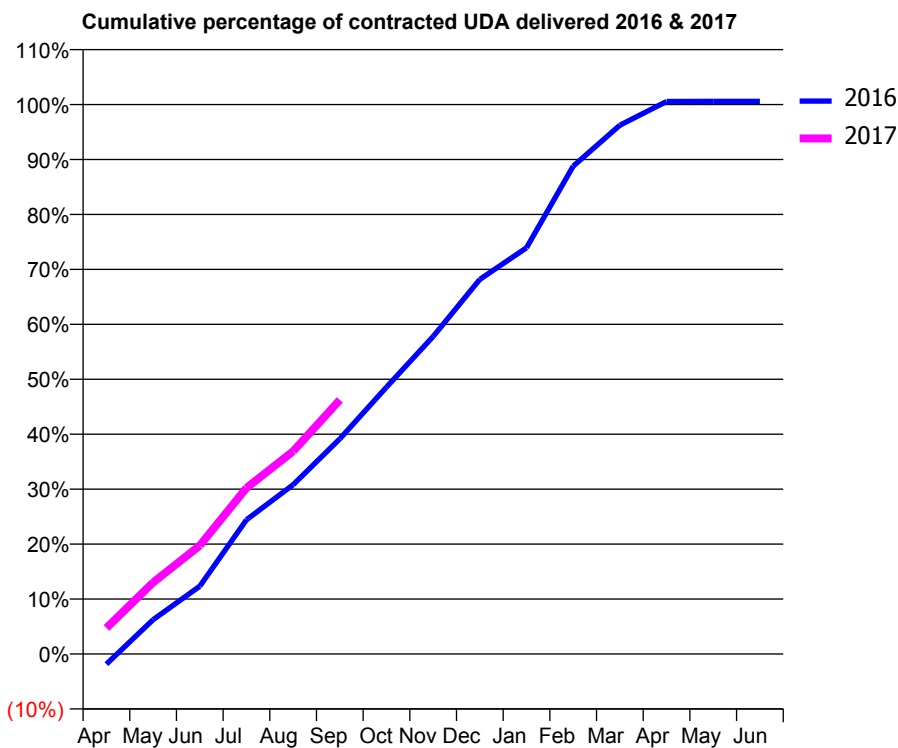
16/17 Contracted general activity (UDA)	14,350
Carry forward general activity (UDA)	-83
16/17 Contracted orthodontic activity (UOA)	0
Carry forward orthodontic activity (UOA)	0
Baseline contract value	£363,406.99

### ACCESS\*

Patients seen in 24 months	Total	Change since previous quarter
Quarter ending September 2015	3,660	
Quarter ending December 2015	3,972	↑
Quarter ending March 2016	4,261	↑
Quarter ending June 2016	4,285	→
Quarter ending September 2016	4,169	↓
<b>Variance since September 2015</b>	<b>13.9%</b>	<b>↑</b>



### ACTIVITY



Month	Adjusted Scheduled Activity (UDA)	
	2016	2017
April	-266	679
May	896	1,870
June	1,770	2,832
July	3,503	4,338
August	4,419	5,295
September	5,618	6,636
October	6,968	
November	8,294	
December	9,782	
January	10,610	
February	12,739	
March	13,810	
April	14,430	
May	14,432	
June	14,433	

### QUALITY

	Quantity	Base Number	Contract	AT	Region	England
% of FP17s for the same patient ID Re-attending within 3 months - Children	45	690	6.5%	9.8%	11.8%	12.4%
% of FP17s for the same patient ID Re-attending within 3 months - Adults	342	2,177	15.7%	15.8%	16.6%	16.7%
% of FP17s for the same patient ID Re-attending between 3 & 9 months - Children	441	690	63.9%	59.0%	60.2%	57.4%
% of FP17s for the same patient ID Re-attending between 3 & 9 months - Adults	1,262	2,177	58.0%	50.9%	52.0%	50.5%
% of FP17s for Band 1 Urgent Courses	230	2,609	8.8%	9.5%	9.4%	9.1%
% of FP17s Relating to Free Repair or Replacements	9	2,609	0.3%	0.6%	0.7%	0.8%
% of FP17s Relating to Continuations	37	2,609	1.4%	1.1%	1.2%	1.3%
% of Patients satisfied with the dentistry they have received	4	4	N/A	94.8%	93.6%	93.2%
% of Patients satisfied with the time they had to wait for an appointment	4	4	N/A	91.7%	89.1%	89.0%

\* This is based on patients treated on this contract for their most recent course of treatment. Figures in italics indicate the base number of FP17s or Patient Questionnaire responses are less than 100. N/A is shown where the base number of responses is less than 10 during the period. % is calculated as Quantity/Base number\*100



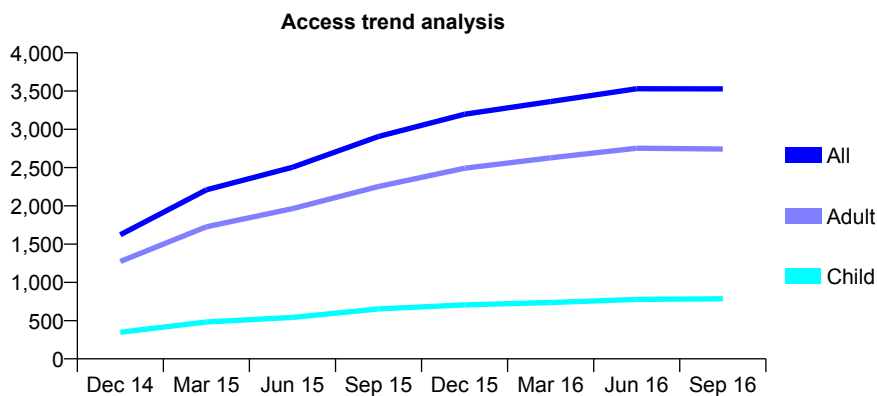
## Q68 - Vital Signs At a Glance Contract Report for 179434/0003 - September 2016

Name or company name	Mr M Eyrumlu & Mr A Eyrumlu
Contract type name	GDS Contract
Purpose of contract	General
Contract start date	01/06/2014
Contract end date	

16/17 Contracted general activity (UDA)	17,500
Carry forward general activity (UDA)	0
16/17 Contracted orthodontic activity (UOA)	0
Carry forward orthodontic activity (UOA)	0
Baseline contract value	£464,422.67

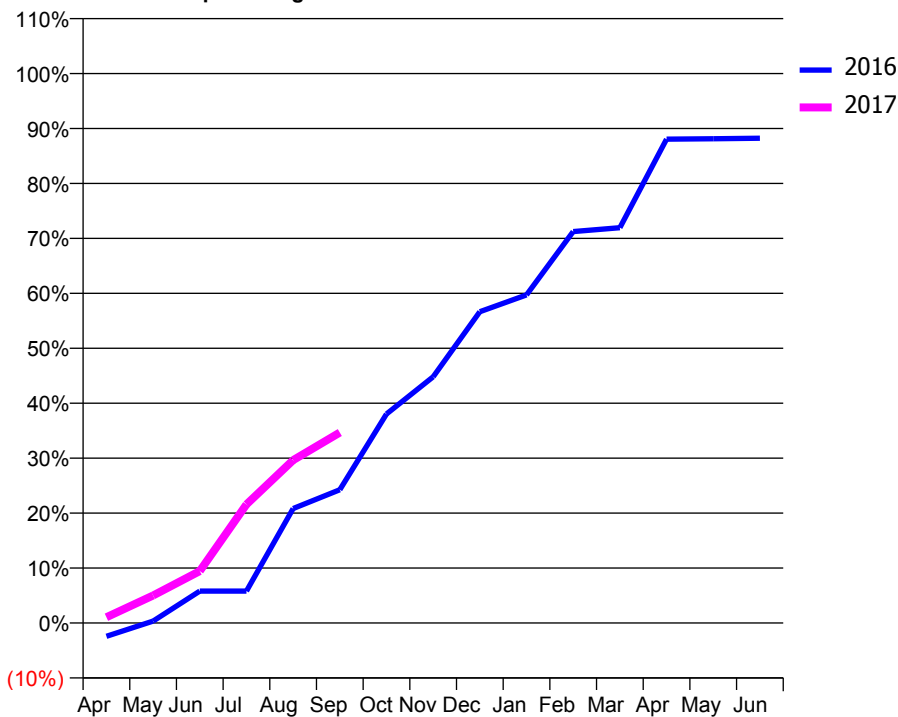
### ACCESS\*

Patients seen in 24 months	Total	Change since previous quarter
Quarter ending September 2015	2,906	
Quarter ending December 2015	3,197	↑
Quarter ending March 2016	3,363	↑
Quarter ending June 2016	3,530	↑
Quarter ending September 2016	3,528	→
<b>Variance since September 2015</b>	<b>21.4%</b>	<b>↑</b>



### ACTIVITY

Cumulative percentage of contracted UDA delivered 2016 & 2017



Adjusted Scheduled Activity (UDA)

Month	2016	2017
April	-425	185
May	60	875
June	1,017	1,653
July	1,017	3,776
August	3,648	5,189
September	4,246	6,066
October	6,655	
November	7,841	
December	9,916	
January	10,450	
February	12,467	
March	12,589	
April	15,408	
May	15,420	
June	15,438	

### QUALITY

	Quantity	Base Number	Contract	AT	Region	England
% of FP17s for the same patient ID Re-attending within 3 months - Children	40	580	6.9%	9.8%	11.8%	12.4%
% of FP17s for the same patient ID Re-attending within 3 months - Adults	258	2,027	12.7%	15.8%	16.6%	16.7%
% of FP17s for the same patient ID Re-attending between 3 & 9 months - Children	293	580	50.5%	59.0%	60.2%	57.4%
% of FP17s for the same patient ID Re-attending between 3 & 9 months - Adults	1,091	2,027	53.8%	50.9%	52.0%	50.5%
% of FP17s for Band 1 Urgent Courses	126	1,877	6.7%	9.5%	9.4%	9.1%
% of FP17s Relating to Free Repair or Replacements	51	1,877	2.7%	0.6%	0.7%	0.8%
% of FP17s Relating to Continuations	44	1,877	2.3%	1.1%	1.2%	1.3%
% of Patients satisfied with the dentistry they have received	8	8	N/A	94.8%	93.6%	93.2%
% of Patients satisfied with the time they had to wait for an appointment	7	8	N/A	91.7%	89.1%	89.0%

\* This is based on patients treated on this contract for their most recent course of treatment. Figures in italics indicate the base number of FP17s or Patient Questionnaire responses are less than 100. N/A is shown where the base number of responses is less than 10 during the period. % is calculated as Quantity/Base number\*100

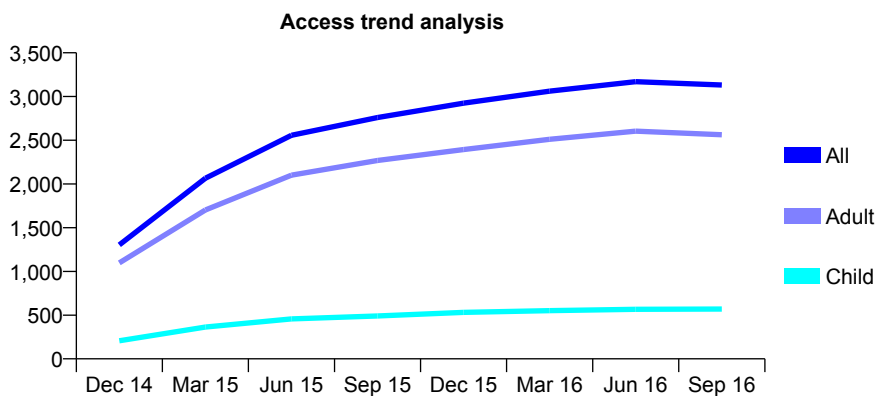
## Q68 - Vital Signs At a Glance Contract Report for 179434/0004 - September 2016

Name or company name	Mr M Eyrumlu & Mr A Eyrumlu
Contract type name	GDS Contract
Purpose of contract	General
Contract start date	01/06/2014
Contract end date	

16/17 Contracted general activity (UDA)	13,369
Carry forward general activity (UDA)	0
16/17 Contracted orthodontic activity (UOA)	0
Carry forward orthodontic activity (UOA)	0
Baseline contract value	£329,490.09

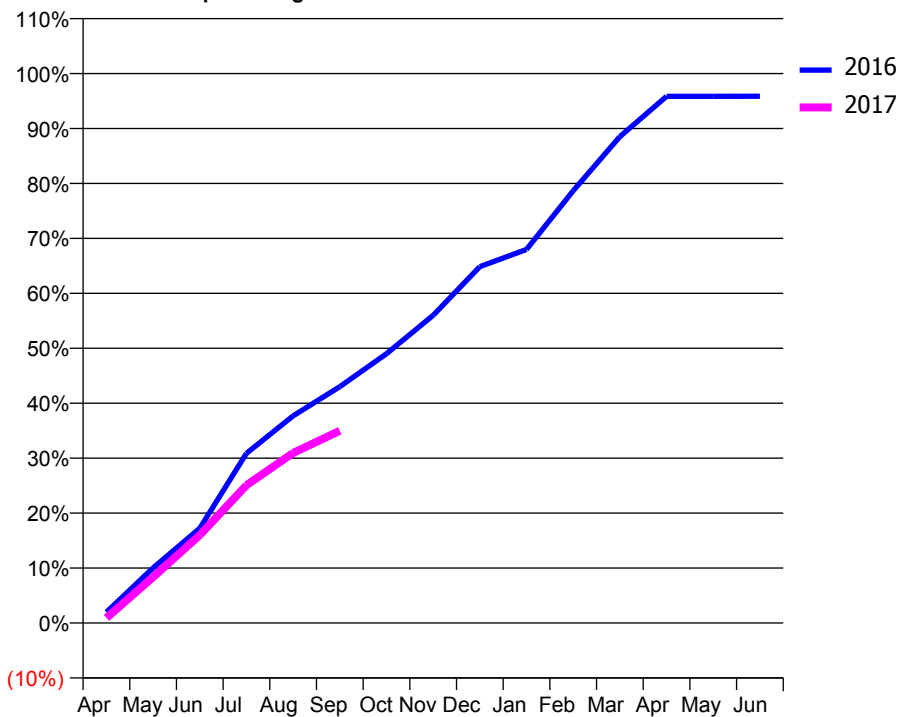
### ACCESS\*

Patients seen in 24 months	Total	Change since previous quarter
Quarter ending September 2015	2,759	
Quarter ending December 2015	2,925	↑
Quarter ending March 2016	3,062	↑
Quarter ending June 2016	3,170	↑
Quarter ending September 2016	3,132	↓
<b>Variance since September 2015</b>	<b>13.5%</b>	<b>↑</b>



### ACTIVITY

Cumulative percentage of contracted UDA delivered 2016 & 2017



Month	Adjusted Scheduled Activity (UDA)	
	2016	2017
April	266	123
May	1,342	1,119
June	2,305	2,139
July	4,127	3,352
August	5,040	4,138
September	5,750	4,678
October	6,551	
November	7,485	
December	8,669	
January	9,088	
February	10,516	
March	11,834	
April	12,812	
May	12,812	
June	12,817	

### QUALITY

	Quantity	Base Number	Contract	AT	Region	England
% of FP17s for the same patient ID Re-attending within 3 months - Children	9	329	2.7%	9.8%	11.8%	12.4%
% of FP17s for the same patient ID Re-attending within 3 months - Adults	114	1,419	8.0%	15.8%	16.6%	16.7%
% of FP17s for the same patient ID Re-attending between 3 & 9 months - Children	159	329	48.3%	59.0%	60.2%	57.4%
% of FP17s for the same patient ID Re-attending between 3 & 9 months - Adults	777	1,419	54.8%	50.9%	52.0%	50.5%
% of FP17s for Band 1 Urgent Courses	96	1,553	6.2%	9.5%	9.4%	9.1%
% of FP17s Relating to Free Repair or Replacements	0	1,553	0.0%	0.6%	0.7%	0.8%
% of FP17s Relating to Continuations	15	1,553	1.0%	1.1%	1.2%	1.3%
% of Patients satisfied with the dentistry they have received	5	5	N/A	94.8%	93.6%	93.2%
% of Patients satisfied with the time they had to wait for an appointment	5	5	N/A	91.7%	89.1%	89.0%

\* This is based on patients treated on this contract for their most recent course of treatment. Figures in italics indicate the base number of FP17s or Patient Questionnaire responses are less than 100. N/A is shown where the base number of responses is less than 10 during the period. % is calculated as Quantity/Base number\*100

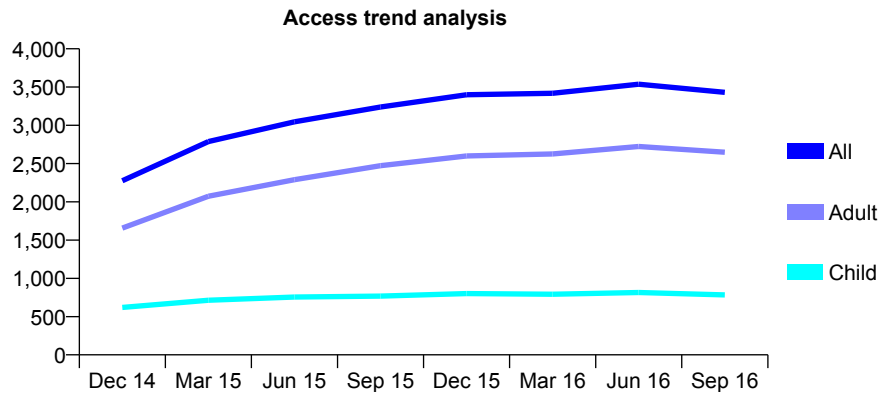
## Q68 - Vital Signs At a Glance Contract Report for 179434/0005 - September 2016

Name or company name	Mr M Eyrumlu & Mr A Eyrumlu
Contract type name	GDS Contract
Purpose of contract	General
Contract start date	10/05/2014
Contract end date	

16/17 Contracted general activity (UDA)	14,000
Carry forward general activity (UDA)	0
16/17 Contracted orthodontic activity (UOA)	0
Carry forward orthodontic activity (UOA)	0
Baseline contract value	£378,436.87

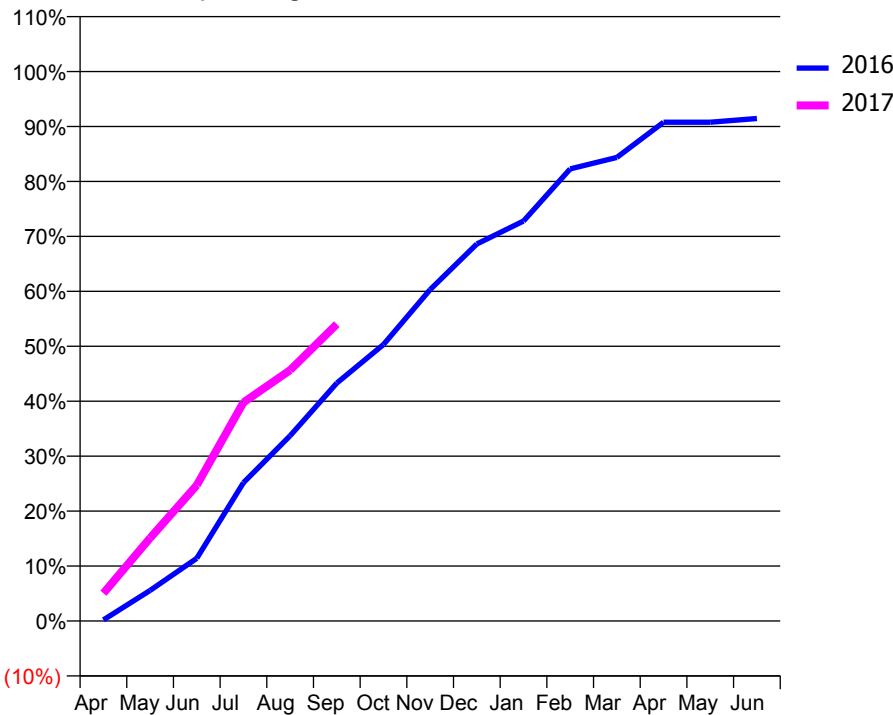
### ACCESS\*

Patients seen in 24 months	Total	Change since previous quarter
Quarter ending September 2015	3,240	
Quarter ending December 2015	3,399	↑
Quarter ending March 2016	3,419	→
Quarter ending June 2016	3,537	↑
Quarter ending September 2016	3,431	↓
<b>Variance since September 2015</b>	<b>5.9%</b>	<b>↑</b>



### ACTIVITY

Cumulative percentage of contracted UDA delivered 2016 & 2017



Month	Adjusted Scheduled Activity (UDA)	
	2016	2017
April	27	708
May	780	2,115
June	1,598	3,459
July	3,525	5,569
August	4,720	6,391
September	6,062	7,563
October	7,045	
November	8,446	
December	9,606	
January	10,191	
February	11,517	
March	11,811	
April	12,709	
May	12,708	
June	12,802	

### QUALITY

	Quantity	Base Number	Contract	AT	Region	England
% of FP17s for the same patient ID Re-attending within 3 months - Children	42	639	6.6%	9.8%	11.8%	12.4%
% of FP17s for the same patient ID Re-attending within 3 months - Adults	266	1,853	14.4%	15.8%	16.6%	16.7%
% of FP17s for the same patient ID Re-attending between 3 & 9 months - Children	332	639	52.0%	59.0%	60.2%	57.4%
% of FP17s for the same patient ID Re-attending between 3 & 9 months - Adults	676	1,853	36.5%	50.9%	52.0%	50.5%
% of FP17s for Band 1 Urgent Courses	175	2,131	8.2%	9.5%	9.4%	9.1%
% of FP17s Relating to Free Repair or Replacements	5	2,131	0.2%	0.6%	0.7%	0.8%
% of FP17s Relating to Continuations	48	2,131	2.3%	1.1%	1.2%	1.3%
% of Patients satisfied with the dentistry they have received	3	4	N/A	94.8%	93.6%	93.2%
% of Patients satisfied with the time they had to wait for an appointment	3	4	N/A	91.7%	89.1%	89.0%

\* This is based on patients treated on this contract for their most recent course of treatment. Figures in italics indicate the base number of FP17s or Patient Questionnaire responses are less than 100. N/A is shown where the base number of responses is less than 10 during the period. % is calculated as Quantity/Base number\*100

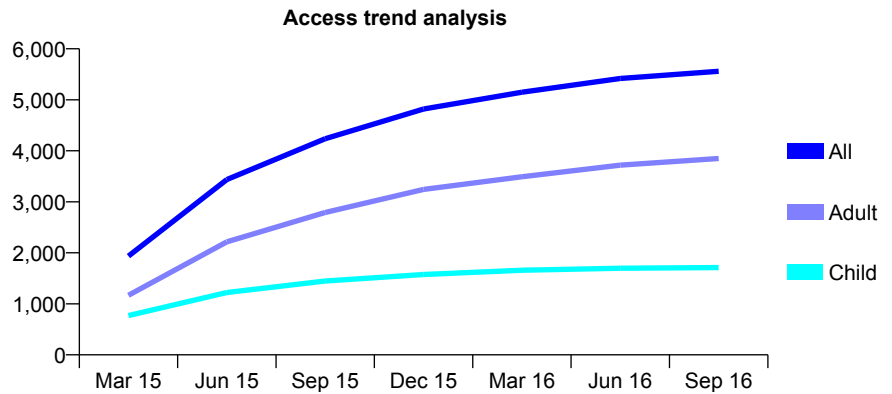
## Q68 - Vital Signs At a Glance Contract Report for 179434/0006 - September 2016

Name or company name	Mr M Eyrumlu & Mr A Eyrumlu
Contract type name	GDS Contract
Purpose of contract	General
Contract start date	01/12/2014
Contract end date	

16/17 Contracted general activity (UDA)	16,022
Carry forward general activity (UDA)	497
16/17 Contracted orthodontic activity (UOA)	0
Carry forward orthodontic activity (UOA)	0
Baseline contract value	£425,912.31

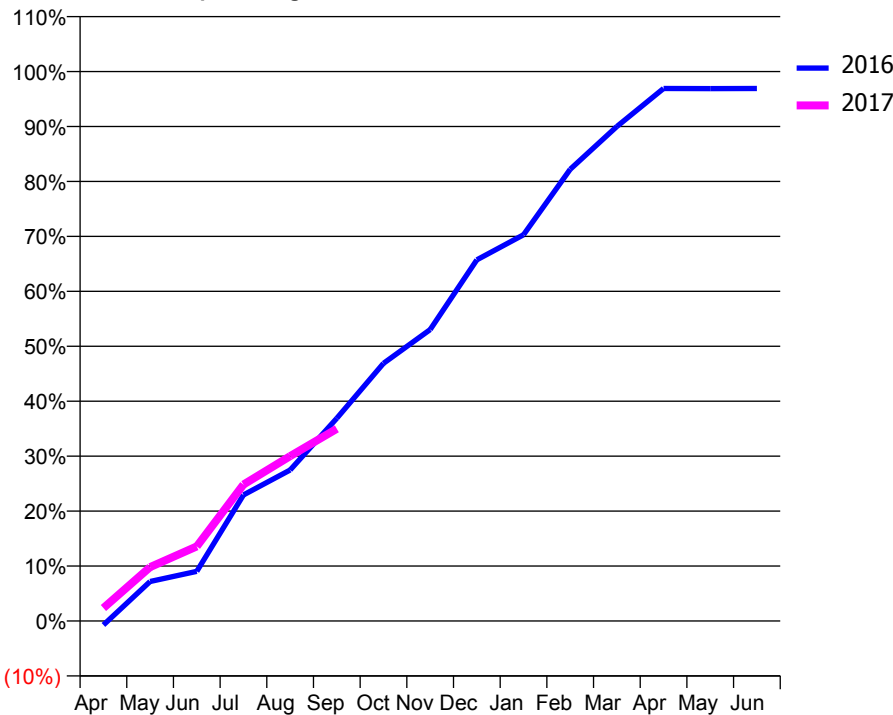
### ACCESS\*

Patients seen in 24 months	Total	Change since previous quarter
Quarter ending September 2015	4,236	
Quarter ending December 2015	4,820	↑
Quarter ending March 2016	5,149	↑
Quarter ending June 2016	5,417	↑
Quarter ending September 2016	5,560	↑
<b>Variance since September 2015</b>	<b>31.3%</b>	<b>↑</b>



### ACTIVITY

Cumulative percentage of contracted UDA delivered 2016 & 2017



Month	Adjusted Scheduled Activity (UDA)	
	2016	2017
April	-117	380
May	1,154	1,571
June	1,450	2,177
July	3,677	3,978
August	4,404	4,809
September	5,912	5,606
October	7,515	
November	8,496	
December	10,530	
January	11,260	
February	13,172	
March	14,419	
April	15,525	
May	15,521	
June	15,525	

### QUALITY

	Quantity	Base Number	Contract	AT	Region	England
% of FP17s for the same patient ID Re-attending within 3 months - Children	52	980	5.3%	9.8%	11.8%	12.4%
% of FP17s for the same patient ID Re-attending within 3 months - Adults	260	2,174	12.0%	15.8%	16.6%	16.7%
% of FP17s for the same patient ID Re-attending between 3 & 9 months - Children	608	980	62.0%	59.0%	60.2%	57.4%
% of FP17s for the same patient ID Re-attending between 3 & 9 months - Adults	1,144	2,174	52.6%	50.9%	52.0%	50.5%
% of FP17s for Band 1 Urgent Courses	345	2,723	12.7%	9.5%	9.4%	9.1%
% of FP17s Relating to Free Repair or Replacements	0	2,723	0.0%	0.6%	0.7%	0.8%
% of FP17s Relating to Continuations	17	2,723	0.6%	1.1%	1.2%	1.3%
% of Patients satisfied with the dentistry they have received	1	1	N/A	94.8%	93.6%	93.2%
% of Patients satisfied with the time they had to wait for an appointment	1	1	N/A	91.7%	89.1%	89.0%

\* This is based on patients treated on this contract for their most recent course of treatment. Figures in italics indicate the base number of FP17s or Patient Questionnaire responses are less than 100. N/A is shown where the base number of responses is less than 10 during the period. % is calculated as Quantity/Base number\*100

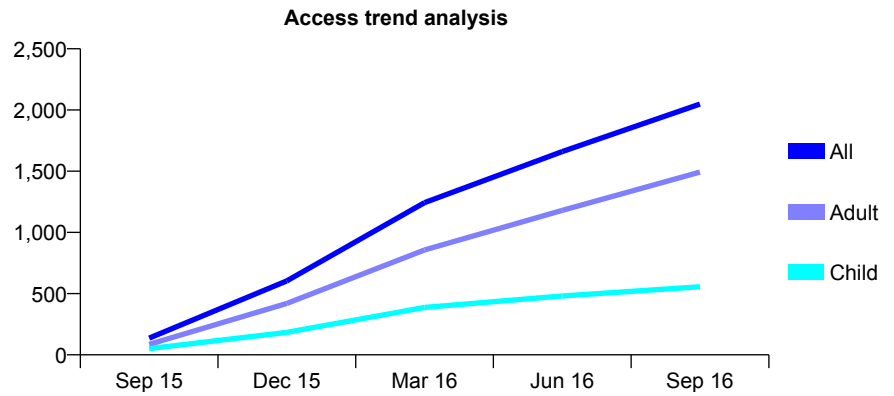
## Q68 - Vital Signs At a Glance Contract Report for 179434/0007 - September 2016

Name or company name	Mr M Eyrumlu & Mr A Eyrumlu
Contract type name	GDS Contract
Purpose of contract	General
Contract start date	01/09/2015
Contract end date	

16/17 Contracted general activity (UDA)	12,631
Carry forward general activity (UDA)	71
16/17 Contracted orthodontic activity (UOA)	0
Carry forward orthodontic activity (UOA)	0
Baseline contract value	£323,166.19

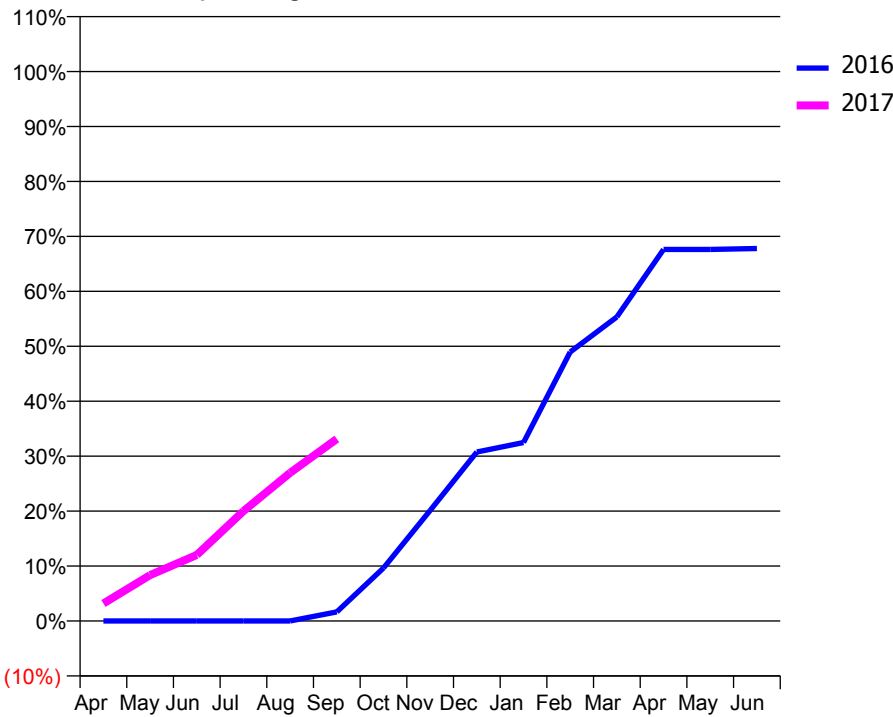
### ACCESS\*

Patients seen in 24 months	Total	Change since previous quarter
Quarter ending September 2015	137	
Quarter ending December 2015	604	↑
Quarter ending March 2016	1,244	↑
Quarter ending June 2016	1,661	↑
Quarter ending September 2016	2,049	↑
<b>Variance since September 2015</b>	<b>1395.6%</b>	<b>↑</b>



### ACTIVITY

Cumulative percentage of contracted UDA delivered 2016 & 2017



Month	Adjusted Scheduled Activity (UDA)	
	2016	2017
April	0	402
May	0	1,056
June	0	1,520
July	0	2,528
August	0	3,408
September	122	4,184
October	711	
November	1,483	
December	2,266	
January	2,394	
February	3,608	
March	4,078	
April	4,983	
May	4,983	
June	4,995	

### QUALITY

	Quantity	Base Number	Contract	AT	Region	England
% of FP17s for the same patient ID Re-attending within 3 months - Children	51	490	10.4%	9.8%	11.8%	12.4%
% of FP17s for the same patient ID Re-attending within 3 months - Adults	219	1,374	15.9%	15.8%	16.6%	16.7%
% of FP17s for the same patient ID Re-attending between 3 & 9 months - Children	197	490	40.2%	59.0%	60.2%	57.4%
% of FP17s for the same patient ID Re-attending between 3 & 9 months - Adults	319	1,374	23.2%	50.9%	52.0%	50.5%
% of FP17s for Band 1 Urgent Courses	555	1,552	35.8%	9.5%	9.4%	9.1%
% of FP17s Relating to Free Repair or Replacements	0	1,552	0.0%	0.6%	0.7%	0.8%
% of FP17s Relating to Continuations	5	1,552	0.3%	1.1%	1.2%	1.3%
% of Patients satisfied with the dentistry they have received	1	1	N/A	94.8%	93.6%	93.2%
% of Patients satisfied with the time they had to wait for an appointment	1	1	N/A	91.7%	89.1%	89.0%

\* This is based on patients treated on this contract for their most recent course of treatment. Figures in italics indicate the base number of FP17s or Patient Questionnaire responses are less than 100. N/A is shown where the base number of responses is less than 10 during the period. % is calculated as Quantity/Base number\*100

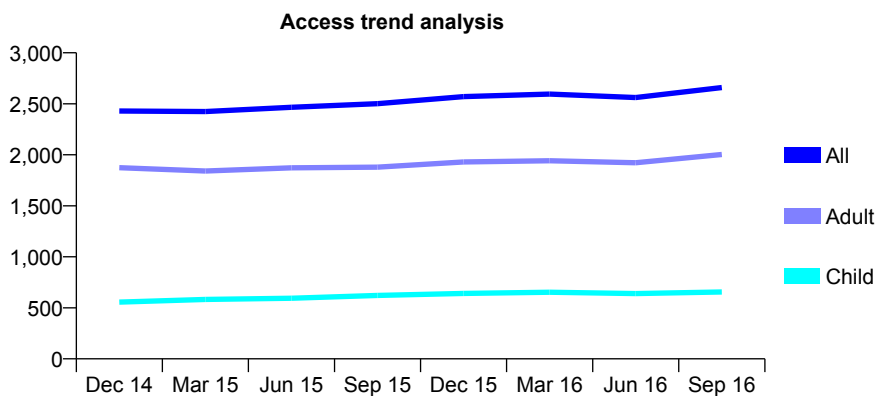
## Q68 - Vital Signs At a Glance Contract Report for 179655/0001 - September 2016

Name or company name	Wadhurst Dental Practice
Contract type name	GDS Contract
Purpose of contract	General
Contract start date	01/09/2012
Contract end date	

16/17 Contracted general activity (UDA)	9,106
Carry forward general activity (UDA)	-17
16/17 Contracted orthodontic activity (UOA)	0
Carry forward orthodontic activity (UOA)	0
Baseline contract value	£214,405.09

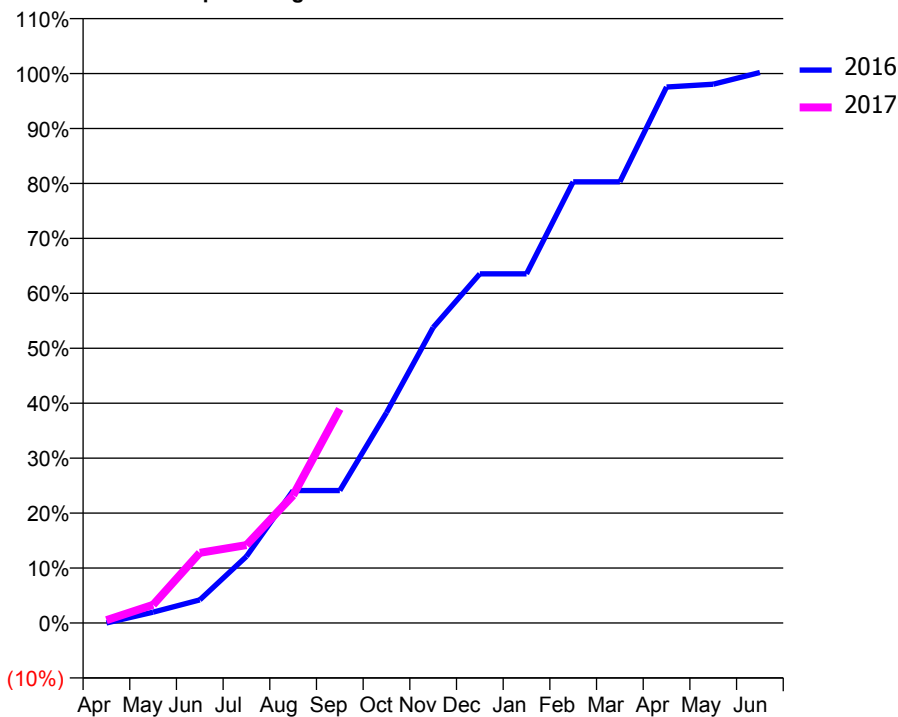
### ACCESS\*

Patients seen in 24 months	Total	Change since previous quarter
Quarter ending September 2015	2,501	
Quarter ending December 2015	2,571	↑
Quarter ending March 2016	2,595	→
Quarter ending June 2016	2,562	↓
Quarter ending September 2016	2,659	↑
<b>Variance since September 2015</b>	<b>6.3%</b>	<b>↑</b>



### ACTIVITY

Cumulative percentage of contracted UDA delivered 2016 & 2017



Month	Adjusted Scheduled Activity (UDA)	
	2016	2017
April	0	48
May	180	303
June	383	1,163
July	1,105	1,292
August	2,196	2,116
September	2,196	3,549
October	3,485	
November	4,899	
December	5,787	
January	5,787	
February	7,312	
March	7,312	
April	8,881	
May	8,929	
June	9,123	

### QUALITY

	Quantity	Base Number	Contract	AT	Region	England
% of FP17s for the same patient ID Re-attending within 3 months - Children	37	558	6.6%	9.8%	11.8%	12.4%
% of FP17s for the same patient ID Re-attending within 3 months - Adults	196	1,553	12.6%	15.8%	16.6%	16.7%
% of FP17s for the same patient ID Re-attending between 3 & 9 months - Children	301	558	53.9%	59.0%	60.2%	57.4%
% of FP17s for the same patient ID Re-attending between 3 & 9 months - Adults	810	1,553	52.2%	50.9%	52.0%	50.5%
% of FP17s for Band 1 Urgent Courses	104	1,553	6.7%	9.5%	9.4%	9.1%
% of FP17s Relating to Free Repair or Replacements	7	1,553	0.5%	0.6%	0.7%	0.8%
% of FP17s Relating to Continuations	20	1,553	1.3%	1.1%	1.2%	1.3%
% of Patients satisfied with the dentistry they have received	5	5	N/A	94.8%	93.6%	93.2%
% of Patients satisfied with the time they had to wait for an appointment	5	5	N/A	91.7%	89.1%	89.0%

\* This is based on patients treated on this contract for their most recent course of treatment. Figures in italics indicate the base number of FP17s or Patient Questionnaire responses are less than 100. N/A is shown where the base number of responses is less than 10 during the period. % is calculated as Quantity/Base number\*100

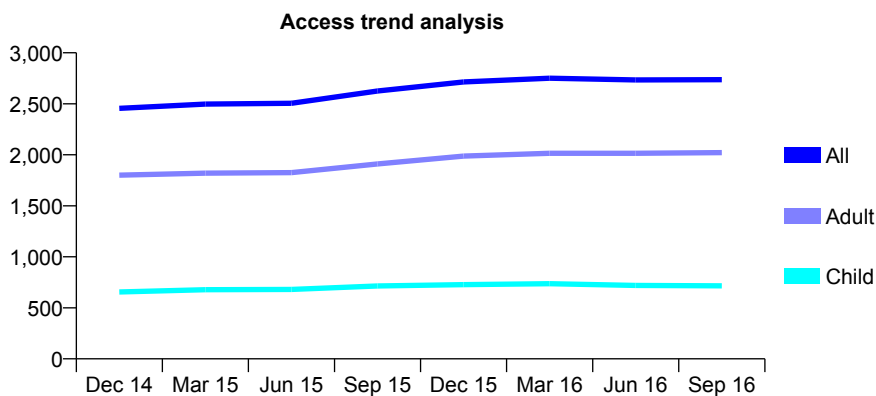
## Q68 - Vital Signs At a Glance Contract Report for 180408/0001 - September 2016

Name or company name	Richard Johns Limited
Contract type name	GDS Contract
Purpose of contract	General
Contract start date	01/09/2011
Contract end date	

16/17 Contracted general activity (UDA)	10,342
Carry forward general activity (UDA)	129
16/17 Contracted orthodontic activity (UOA)	0
Carry forward orthodontic activity (UOA)	0
Baseline contract value	£283,129.58

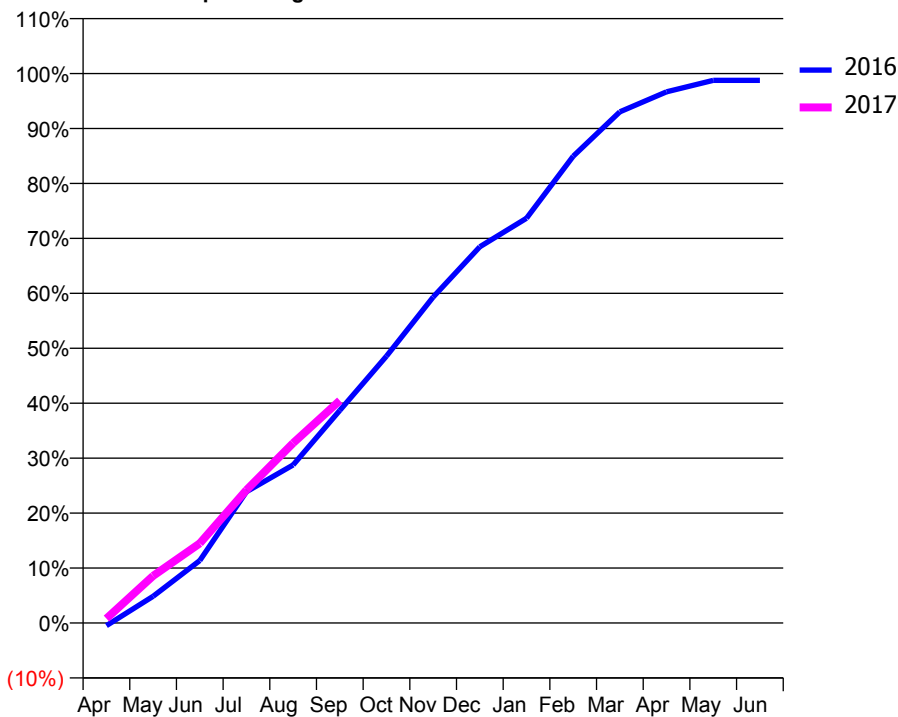
### ACCESS\*

Patients seen in 24 months	Total	Change since previous quarter
Quarter ending September 2015	2,626	
Quarter ending December 2015	2,715	↑
Quarter ending March 2016	2,751	→
Quarter ending June 2016	2,734	→
Quarter ending September 2016	2,737	→
<b>Variance since September 2015</b>	<b>4.2%</b>	<b>↑</b>



### ACTIVITY

Cumulative percentage of contracted UDA delivered 2016 & 2017



Month	Adjusted Scheduled Activity (UDA)	
	2016	2017
April	-51	83
May	504	887
June	1,175	1,500
July	2,472	2,503
August	2,974	3,387
September	4,002	4,187
October	5,024	
November	6,134	
December	7,081	
January	7,618	
February	8,785	
March	9,621	
April	9,997	
May	10,213	
June	10,213	

### QUALITY

	Quantity	Base Number	Contract	AT	Region	England
% of FP17s for the same patient ID Re-attending within 3 months - Children	19	593	3.2%	9.8%	11.8%	12.4%
% of FP17s for the same patient ID Re-attending within 3 months - Adults	181	1,494	12.1%	15.8%	16.6%	16.7%
% of FP17s for the same patient ID Re-attending between 3 & 9 months - Children	426	593	71.8%	59.0%	60.2%	57.4%
% of FP17s for the same patient ID Re-attending between 3 & 9 months - Adults	911	1,494	61.0%	50.9%	52.0%	50.5%
% of FP17s for Band 1 Urgent Courses	128	1,843	6.9%	9.5%	9.4%	9.1%
% of FP17s Relating to Free Repair or Replacements	10	1,843	0.5%	0.6%	0.7%	0.8%
% of FP17s Relating to Continuations	18	1,843	1.0%	1.1%	1.2%	1.3%
% of Patients satisfied with the dentistry they have received	3	3	N/A	94.8%	93.6%	93.2%
% of Patients satisfied with the time they had to wait for an appointment	3	3	N/A	91.7%	89.1%	89.0%

\* This is based on patients treated on this contract for their most recent course of treatment. Figures in italics indicate the base number of FP17s or Patient Questionnaire responses are less than 100. N/A is shown where the base number of responses is less than 10 during the period. % is calculated as Quantity/Base number\*100



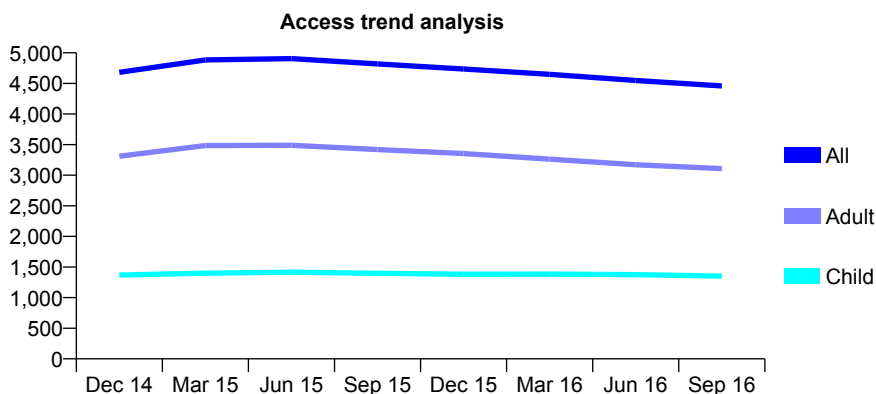
## Q68 - Vital Signs At a Glance Contract Report for 182451/0001 - September 2016

Name or company name	Dentistree Horley Ltd
Contract type name	GDS Contract
Purpose of contract	General
Contract start date	01/12/2008
Contract end date	

16/17 Contracted general activity (UDA)	11,250
Carry forward general activity (UDA)	221
16/17 Contracted orthodontic activity (UOA)	0
Carry forward orthodontic activity (UOA)	0
Baseline contract value	£299,783.68

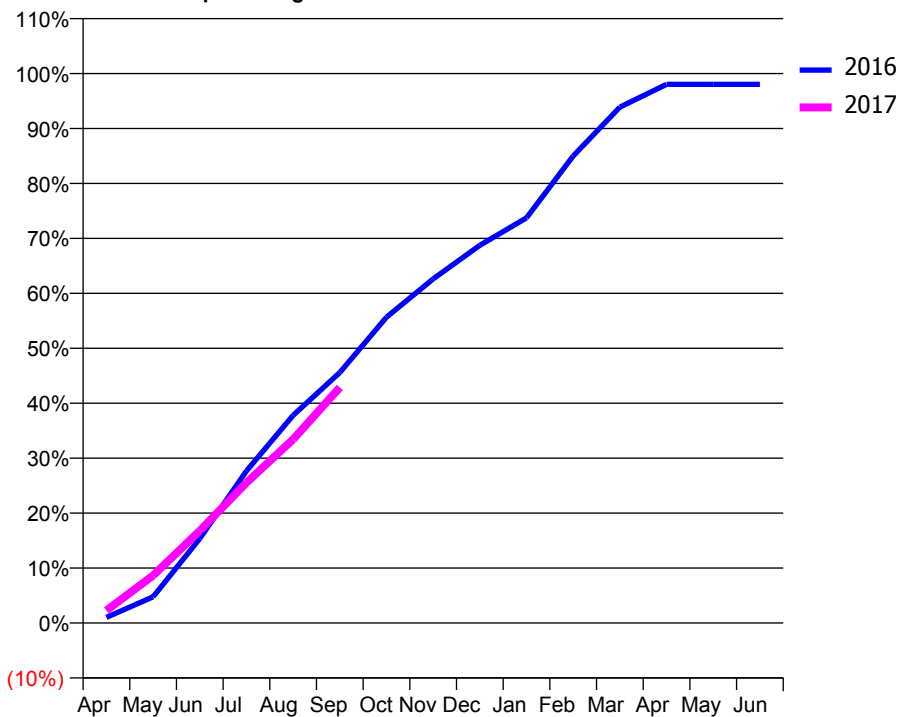
### ACCESS\*

Patients seen in 24 months	Total	Change since previous quarter
Quarter ending September 2015	4,817	
Quarter ending December 2015	4,735	↓
Quarter ending March 2016	4,648	↓
Quarter ending June 2016	4,547	↓
Quarter ending September 2016	4,459	↓
<b>Variance since September 2015</b>	<b>(7.4%)</b>	<b>↓</b>



### ACTIVITY

Cumulative percentage of contracted UDA delivered 2016 & 2017



Adjusted Scheduled Activity (UDA)

Month	2016	2017
April	115	257
May	536	974
June	1,730	1,887
July	3,115	2,874
August	4,252	3,762
September	5,128	4,823
October	6,260	
November	7,046	
December	7,734	
January	8,294	
February	9,562	
March	10,562	
April	11,029	
May	11,029	
June	11,029	

### QUALITY

	Quantity	Base Number	Contract	AT	Region	England
% of FP17s for the same patient ID Re-attending within 3 months - Children	71	1,090	6.5%	9.8%	11.8%	12.4%
% of FP17s for the same patient ID Re-attending within 3 months - Adults	271	1,990	13.6%	15.8%	16.6%	16.7%
% of FP17s for the same patient ID Re-attending between 3 & 9 months - Children	708	1,090	65.0%	59.0%	60.2%	57.4%
% of FP17s for the same patient ID Re-attending between 3 & 9 months - Adults	1,182	1,990	59.4%	50.9%	52.0%	50.5%
% of FP17s for Band 1 Urgent Courses	322	2,861	11.3%	9.5%	9.4%	9.1%
% of FP17s Relating to Free Repair or Replacements	11	2,861	0.4%	0.6%	0.7%	0.8%
% of FP17s Relating to Continuations	25	2,861	0.9%	1.1%	1.2%	1.3%
% of Patients satisfied with the dentistry they have received	1	1	N/A	94.8%	93.6%	93.2%
% of Patients satisfied with the time they had to wait for an appointment	1	1	N/A	91.7%	89.1%	89.0%

\* This is based on patients treated on this contract for their most recent course of treatment. Figures in italics indicate the base number of FP17s or Patient Questionnaire responses are less than 100. N/A is shown where the base number of responses is less than 10 during the period. % is calculated as Quantity/Base number\*100

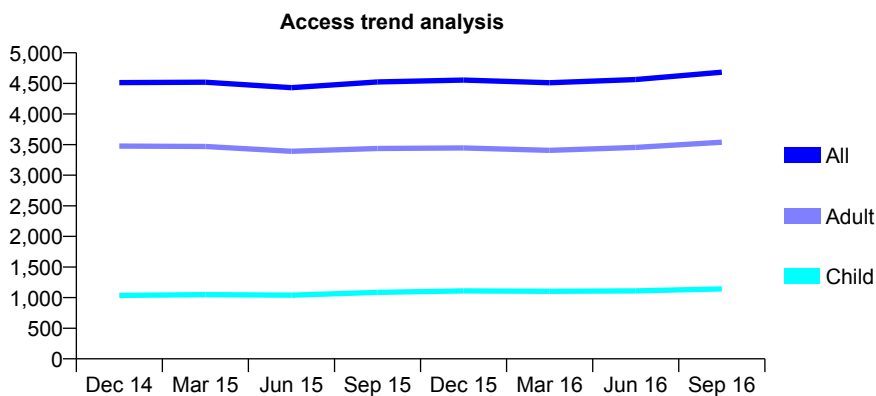
## Q68 - Vital Signs At a Glance Contract Report for 185396/0001 - September 2016

Name or company name	Crowborough Dental Care Ltd
Contract type name	GDS Contract
Purpose of contract	General
Contract start date	21/01/2011
Contract end date	

16/17 Contracted general activity (UDA)	15,692
Carry forward general activity (UDA)	446
16/17 Contracted orthodontic activity (UOA)	0
Carry forward orthodontic activity (UOA)	0
Baseline contract value	£383,619.92

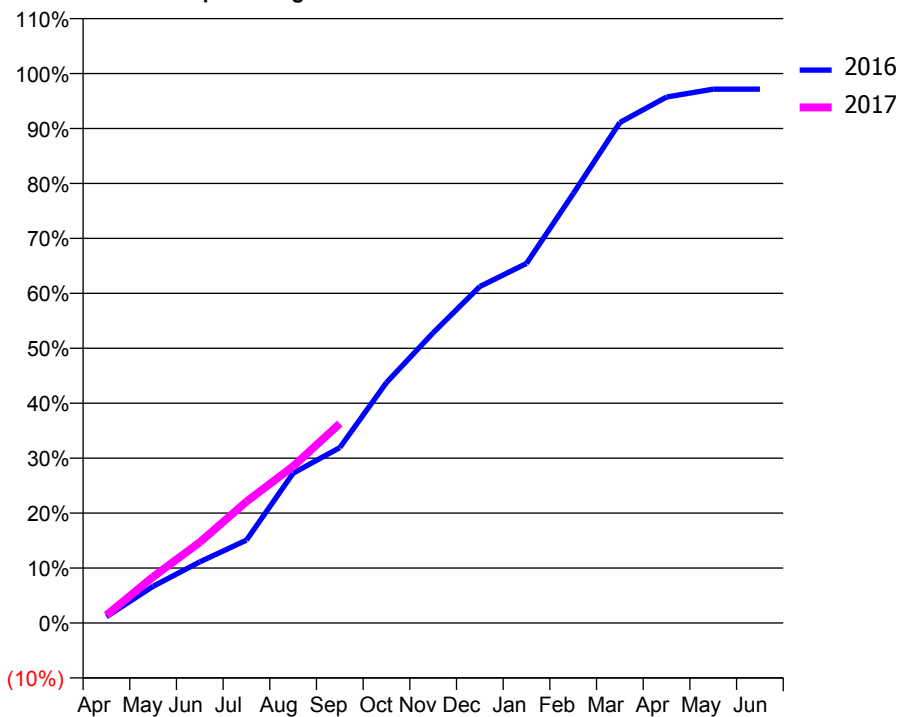
### ACCESS\*

Patients seen in 24 months	Total	Change since previous quarter
Quarter ending September 2015	4,524	
Quarter ending December 2015	4,555	→
Quarter ending March 2016	4,511	→
Quarter ending June 2016	4,564	→
Quarter ending September 2016	4,682	↑
<b>Variance since September 2015</b>	<b>3.5%</b>	<b>↑</b>



### ACTIVITY

Cumulative percentage of contracted UDA delivered 2016 & 2017



Month	Adjusted Scheduled Activity (UDA)	
	2016	2017
April	179	224
May	1,049	1,321
June	1,745	2,305
July	2,368	3,466
August	4,276	4,477
September	5,008	5,694
October	6,869	
November	8,288	
December	9,610	
January	10,270	
February	12,259	
March	14,292	
April	15,019	
May	15,247	
June	15,246	

### QUALITY

	Quantity	Base Number	Contract	AT	Region	England
% of FP17s for the same patient ID Re-attending within 3 months - Children	48	730	6.6%	9.8%	11.8%	12.4%
% of FP17s for the same patient ID Re-attending within 3 months - Adults	337	2,036	16.6%	15.8%	16.6%	16.7%
% of FP17s for the same patient ID Re-attending between 3 & 9 months - Children	351	730	48.1%	59.0%	60.2%	57.4%
% of FP17s for the same patient ID Re-attending between 3 & 9 months - Adults	832	2,036	40.9%	50.9%	52.0%	50.5%
% of FP17s for Band 1 Urgent Courses	415	2,439	17.0%	9.5%	9.4%	9.1%
% of FP17s Relating to Free Repair or Replacements	16	2,439	0.7%	0.6%	0.7%	0.8%
% of FP17s Relating to Continuations	28	2,439	1.1%	1.1%	1.2%	1.3%
% of Patients satisfied with the dentistry they have received	1	1	N/A	94.8%	93.6%	93.2%
% of Patients satisfied with the time they had to wait for an appointment	1	1	N/A	91.7%	89.1%	89.0%

\* This is based on patients treated on this contract for their most recent course of treatment. Figures in italics indicate the base number of FP17s or Patient Questionnaire responses are less than 100. N/A is shown where the base number of responses is less than 10 during the period. % is calculated as Quantity/Base number\*100

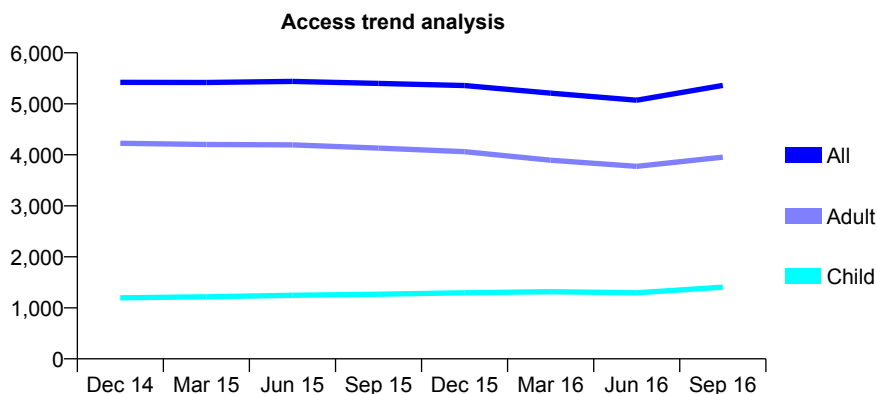
## Q68 - Vital Signs At a Glance Contract Report for 185825/0001 - September 2016

Name or company name	Horsham Dental Care Ltd
Contract type name	GDS Contract
Purpose of contract	General
Contract start date	01/11/2007
Contract end date	

16/17 Contracted general activity (UDA)	14,482
Carry forward general activity (UDA)	463
16/17 Contracted orthodontic activity (UOA)	0
Carry forward orthodontic activity (UOA)	0
Baseline contract value	£377,109.74

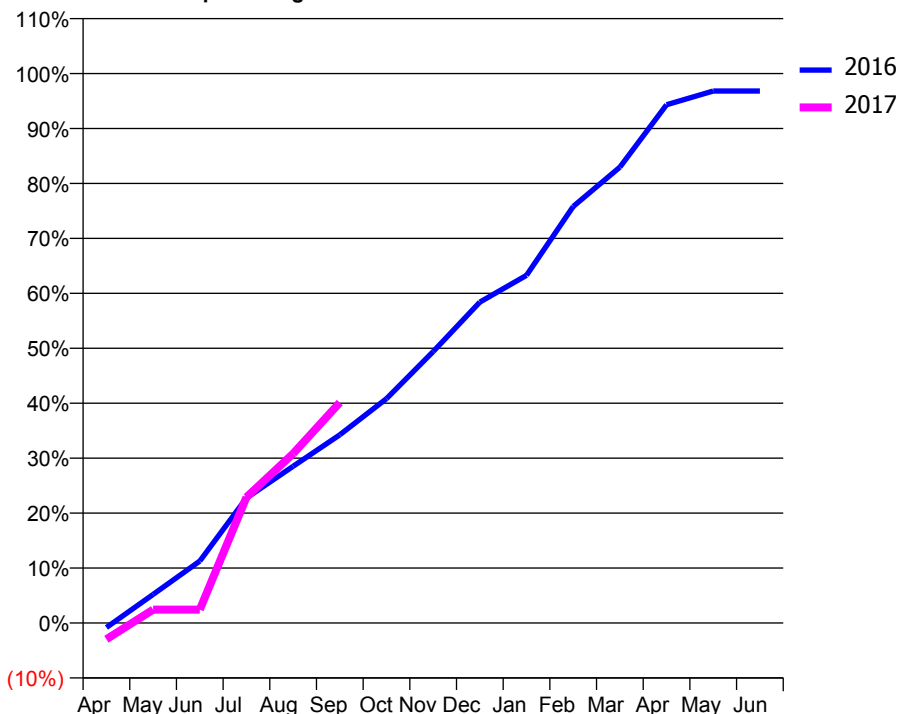
### ACCESS\*

Patients seen in 24 months	Total	Change since previous quarter
Quarter ending September 2015	5,399	
Quarter ending December 2015	5,357	→
Quarter ending March 2016	5,210	↓
Quarter ending June 2016	5,070	↓
Quarter ending September 2016	5,361	↑
<b>Variance since September 2015</b>	<b>(0.7%)</b>	<b>→</b>



### ACTIVITY

Cumulative percentage of contracted UDA delivered 2016 & 2017



Month	Adjusted Scheduled Activity (UDA)	
	2016	2017
April	-121	-431
May	754	354
June	1,632	354
July	3,296	3,317
August	4,131	4,465
September	4,962	5,812
October	5,913	
November	7,154	
December	8,457	
January	9,162	
February	10,976	
March	12,014	
April	13,660	
May	14,019	
June	14,019	

### QUALITY

	Quantity	Base Number	Contract	AT	Region	England
% of FP17s for the same patient ID Re-attending within 3 months - Children	60	990	6.1%	9.8%	11.8%	12.4%
% of FP17s for the same patient ID Re-attending within 3 months - Adults	425	2,707	15.7%	15.8%	16.6%	16.7%
% of FP17s for the same patient ID Re-attending between 3 & 9 months - Children	488	990	49.3%	59.0%	60.2%	57.4%
% of FP17s for the same patient ID Re-attending between 3 & 9 months - Adults	1,140	2,707	42.1%	50.9%	52.0%	50.5%
% of FP17s for Band 1 Urgent Courses	163	2,930	5.6%	9.5%	9.4%	9.1%
% of FP17s Relating to Free Repair or Replacements	35	2,930	1.2%	0.6%	0.7%	0.8%
% of FP17s Relating to Continuations	84	2,930	2.9%	1.1%	1.2%	1.3%
% of Patients satisfied with the dentistry they have received	1	1	N/A	94.8%	93.6%	93.2%
% of Patients satisfied with the time they had to wait for an appointment	1	1	N/A	91.7%	89.1%	89.0%

\* This is based on patients treated on this contract for their most recent course of treatment. Figures in italics indicate the base number of FP17s or Patient Questionnaire responses are less than 100. N/A is shown where the base number of responses is less than 10 during the period. % is calculated as Quantity/Base number\*100

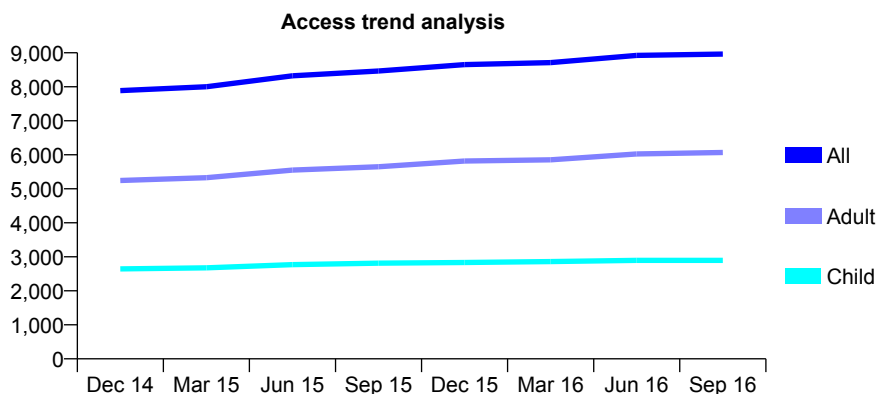
## Q68 - Vital Signs At a Glance Contract Report for 186031/0001 - September 2016

Name or company name	Holbrook Practice Ltd
Contract type name	GDS Contract
Purpose of contract	General
Contract start date	01/04/2010
Contract end date	

16/17 Contracted general activity (UDA)	25,652
Carry forward general activity (UDA)	-432
16/17 Contracted orthodontic activity (UOA)	0
Carry forward orthodontic activity (UOA)	0
Baseline contract value	£644,822.93

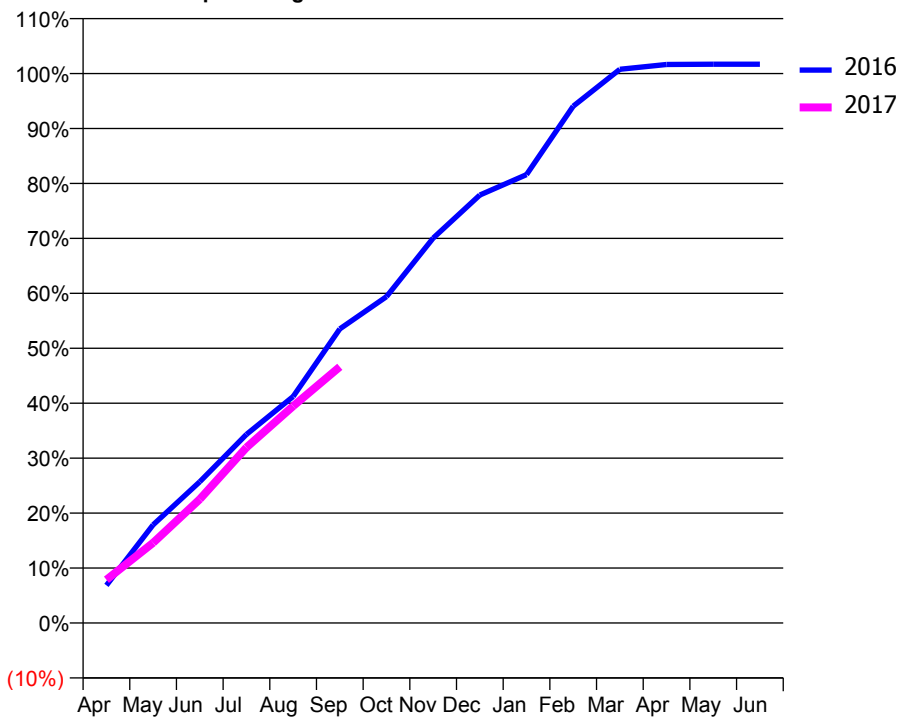
### ACCESS\*

Patients seen in 24 months	Total	Change since previous quarter
Quarter ending September 2015	8,463	
Quarter ending December 2015	8,653	↑
Quarter ending March 2016	8,712	→
Quarter ending June 2016	8,923	↑
Quarter ending September 2016	8,962	→
<b>Variance since September 2015</b>	<b>5.9%</b>	<b>↑</b>



### ACTIVITY

Cumulative percentage of contracted UDA delivered 2016 & 2017



Month	Adjusted Scheduled Activity (UDA)	
	2016	2017
April	1,760	2,021
May	4,583	3,742
June	6,594	5,782
July	8,804	8,196
August	10,574	10,126
September	13,728	11,959
October	15,238	
November	17,971	
December	19,981	
January	20,929	
February	24,124	
March	25,846	
April	26,073	
May	26,083	
June	26,084	

### QUALITY

	Quantity	Base Number	Contract	AT	Region	England
% of FP17s for the same patient ID Re-attending within 3 months - Children	105	2,149	4.9%	9.8%	11.8%	12.4%
% of FP17s for the same patient ID Re-attending within 3 months - Adults	374	3,940	9.5%	15.8%	16.6%	16.7%
% of FP17s for the same patient ID Re-attending between 3 & 9 months - Children	1,309	2,149	60.9%	59.0%	60.2%	57.4%
% of FP17s for the same patient ID Re-attending between 3 & 9 months - Adults	2,129	3,940	54.0%	50.9%	52.0%	50.5%
% of FP17s for Band 1 Urgent Courses	351	5,845	6.0%	9.5%	9.4%	9.1%
% of FP17s Relating to Free Repair or Replacements	17	5,845	0.3%	0.6%	0.7%	0.8%
% of FP17s Relating to Continuations	40	5,845	0.7%	1.1%	1.2%	1.3%
% of Patients satisfied with the dentistry they have received	4	5	N/A	94.8%	93.6%	93.2%
% of Patients satisfied with the time they had to wait for an appointment	5	5	N/A	91.7%	89.1%	89.0%

\* This is based on patients treated on this contract for their most recent course of treatment. Figures in italics indicate the base number of FP17s or Patient Questionnaire responses are less than 100. N/A is shown where the base number of responses is less than 10 during the period. % is calculated as Quantity/Base number\*100

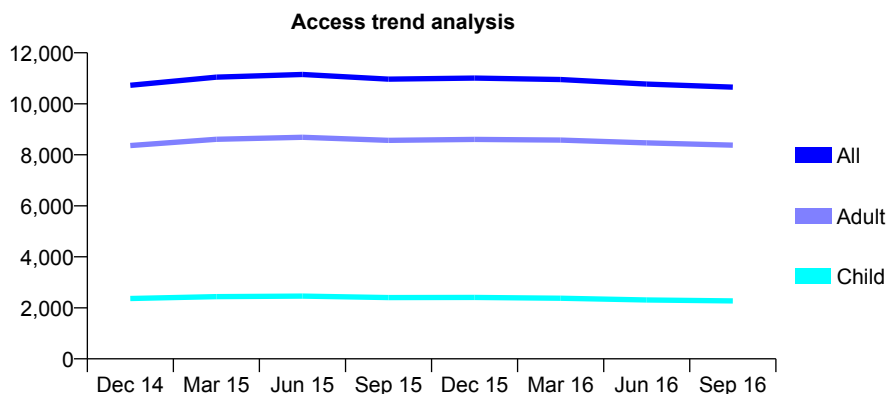
## Q68 - Vital Signs At a Glance Contract Report for 186643/0002 - September 2016

Name or company name	Moat Road Dental Care
Contract type name	GDS Contract
Purpose of contract	General
Contract start date	01/09/2008
Contract end date	

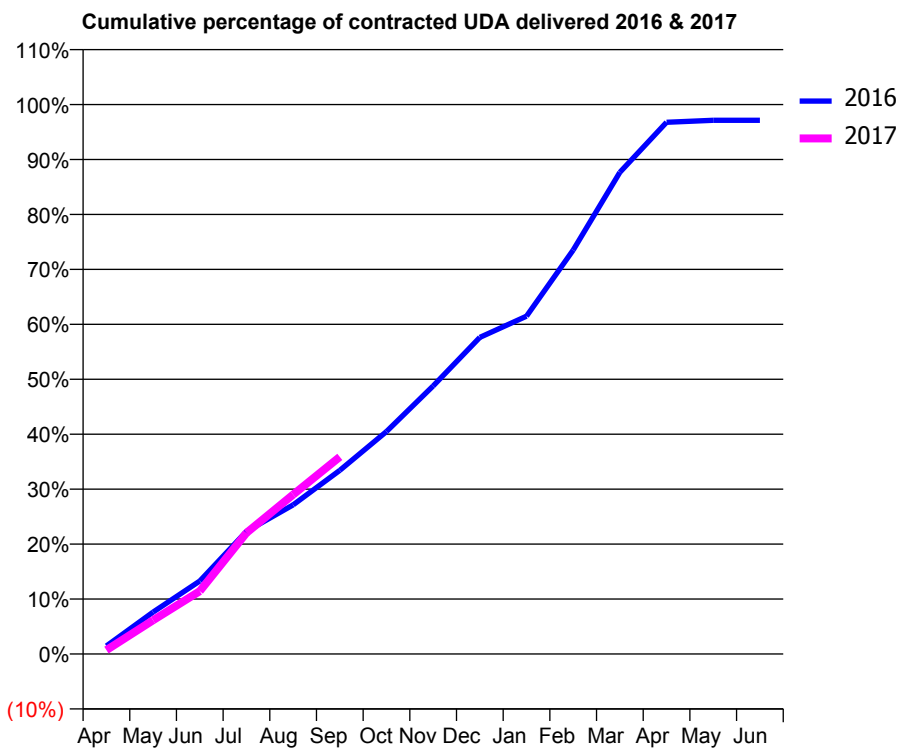
16/17 Contracted general activity (UDA)	37,171
Carry forward general activity (UDA)	1,064
16/17 Contracted orthodontic activity (UOA)	0
Carry forward orthodontic activity (UOA)	0
Baseline contract value	£892,202.76

### ACCESS\*

Patients seen in 24 months	Total	Change since previous quarter
Quarter ending September 2015	10,967	
Quarter ending December 2015	11,011	→
Quarter ending March 2016	10,953	→
Quarter ending June 2016	10,776	↓
Quarter ending September 2016	10,653	↓
<b>Variance since September 2015</b>	<b>(2.9%)</b>	<b>↓</b>



### ACTIVITY



Month	Adjusted Scheduled Activity (UDA)	
	2016	2017
April	548	269
May	2,838	2,288
June	4,937	4,257
July	8,295	8,199
August	10,092	10,784
September	12,423	13,334
October	15,055	
November	18,131	
December	21,420	
January	22,857	
February	27,323	
March	32,590	
April	35,972	
May	36,105	
June	36,107	

### QUALITY

	Quantity	Base Number	Contract	AT	Region	England
% of FP17s for the same patient ID Re-attending within 3 months - Children	100	1,577	6.3%	9.8%	11.8%	12.4%
% of FP17s for the same patient ID Re-attending within 3 months - Adults	701	5,039	13.9%	15.8%	16.6%	16.7%
% of FP17s for the same patient ID Re-attending between 3 & 9 months - Children	957	1,577	60.7%	59.0%	60.2%	57.4%
% of FP17s for the same patient ID Re-attending between 3 & 9 months - Adults	2,480	5,039	49.2%	50.9%	52.0%	50.5%
% of FP17s for Band 1 Urgent Courses	378	5,675	6.7%	9.5%	9.4%	9.1%
% of FP17s Relating to Free Repair or Replacements	67	5,675	1.2%	0.6%	0.7%	0.8%
% of FP17s Relating to Continuations	140	5,675	2.5%	1.1%	1.2%	1.3%
% of Patients satisfied with the dentistry they have received	5	6	N/A	94.8%	93.6%	93.2%
% of Patients satisfied with the time they had to wait for an appointment	5	6	N/A	91.7%	89.1%	89.0%

\* This is based on patients treated on this contract for their most recent course of treatment. Figures in italics indicate the base number of FP17s or Patient Questionnaire responses are less than 100. N/A is shown where the base number of responses is less than 10 during the period. % is calculated as Quantity/Base number\*100

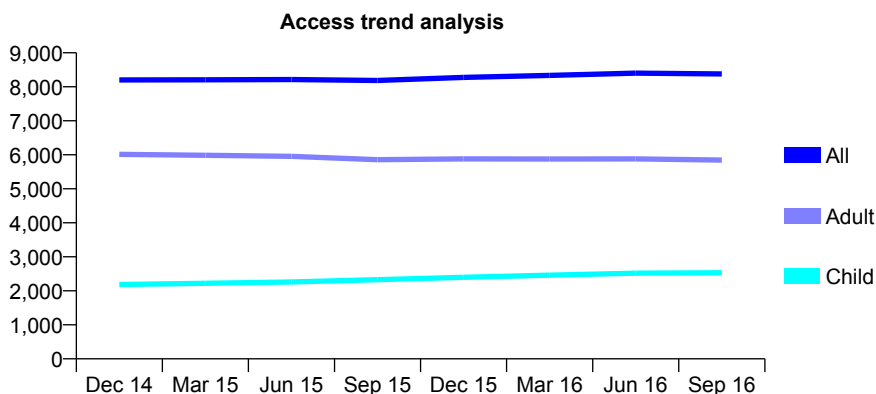
## Q68 - Vital Signs At a Glance Contract Report for 188255/0001 - September 2016

Name or company name	Mr A Vaidya and Mrs S Vaidya
Contract type name	GDS Contract
Purpose of contract	General
Contract start date	15/12/2008
Contract end date	

16/17 Contracted general activity (UDA)	14,000
Carry forward general activity (UDA)	14
16/17 Contracted orthodontic activity (UOA)	0
Carry forward orthodontic activity (UOA)	0
Baseline contract value	£373,616.97

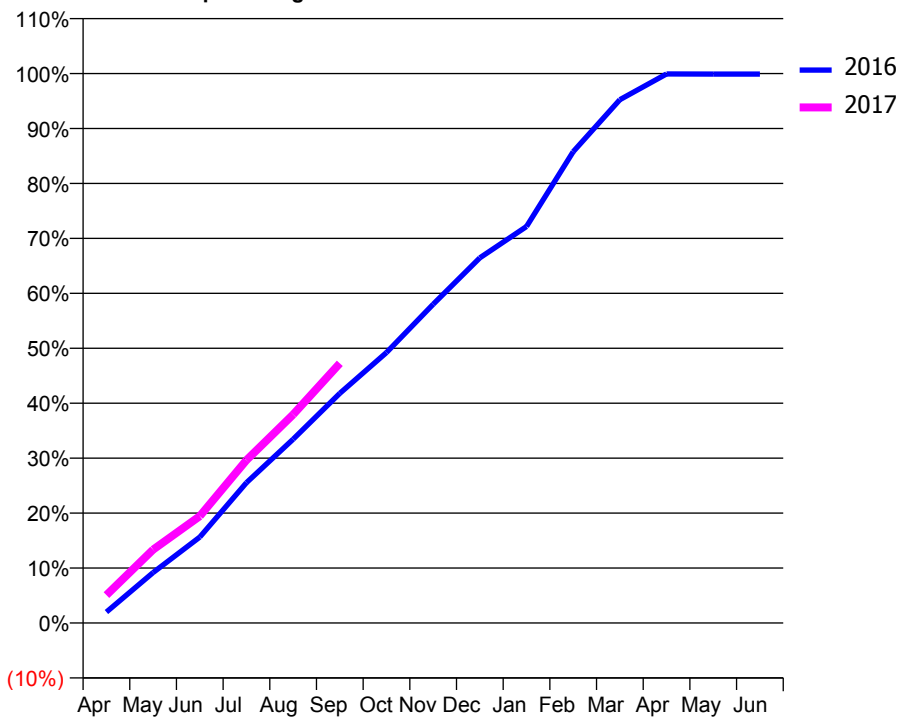
### ACCESS\*

Patients seen in 24 months	Total	Change since previous quarter
Quarter ending September 2015	8,186	
Quarter ending December 2015	8,278	→
Quarter ending March 2016	8,336	→
Quarter ending June 2016	8,400	→
Quarter ending September 2016	8,377	→
<b>Variance since September 2015</b>	<b>2.3%</b>	<b>↑</b>



### ACTIVITY

Cumulative percentage of contracted UDA delivered 2016 & 2017



Month	Adjusted Scheduled Activity (UDA)	
	2016	2017
April	279	711
May	1,287	1,869
June	2,190	2,723
July	3,576	4,150
August	4,682	5,312
September	5,853	6,616
October	6,892	
November	8,122	
December	9,305	
January	10,101	
February	12,009	
March	13,333	
April	13,987	
May	13,986	
June	13,986	

### QUALITY

	Quantity	Base Number	Contract	AT	Region	England
% of FP17s for the same patient ID Re-attending within 3 months - Children	116	1,709	6.8%	9.8%	11.8%	12.4%
% of FP17s for the same patient ID Re-attending within 3 months - Adults	431	3,324	13.0%	15.8%	16.6%	16.7%
% of FP17s for the same patient ID Re-attending between 3 & 9 months - Children	914	1,709	53.5%	59.0%	60.2%	57.4%
% of FP17s for the same patient ID Re-attending between 3 & 9 months - Adults	1,362	3,324	41.0%	50.9%	52.0%	50.5%
% of FP17s for Band 1 Urgent Courses	525	4,225	12.4%	9.5%	9.4%	9.1%
% of FP17s Relating to Free Repair or Replacements	12	4,225	0.3%	0.6%	0.7%	0.8%
% of FP17s Relating to Continuations	39	4,225	0.9%	1.1%	1.2%	1.3%
% of Patients satisfied with the dentistry they have received	1	1	N/A	94.8%	93.6%	93.2%
% of Patients satisfied with the time they had to wait for an appointment	1	1	N/A	91.7%	89.1%	89.0%

\* This is based on patients treated on this contract for their most recent course of treatment. Figures in italics indicate the base number of FP17s or Patient Questionnaire responses are less than 100. N/A is shown where the base number of responses is less than 10 during the period. % is calculated as Quantity/Base number\*100

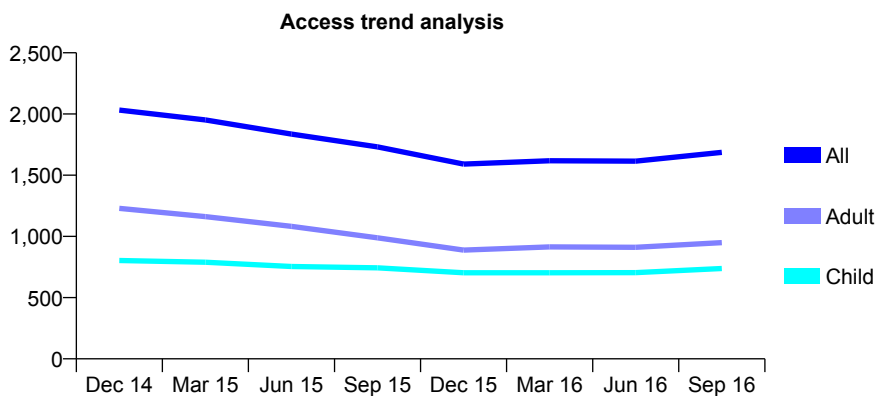
## Q68 - Vital Signs At a Glance Contract Report for 188751/0002 - September 2016

Name or company name	Mr P Boamah & Mr C Amin.
Contract type name	GDS Contract
Purpose of contract	General
Contract start date	01/04/2011
Contract end date	

16/17 Contracted general activity (UDA)	4,000
Carry forward general activity (UDA)	0
16/17 Contracted orthodontic activity (UOA)	0
Carry forward orthodontic activity (UOA)	0
Baseline contract value	£98,851.93

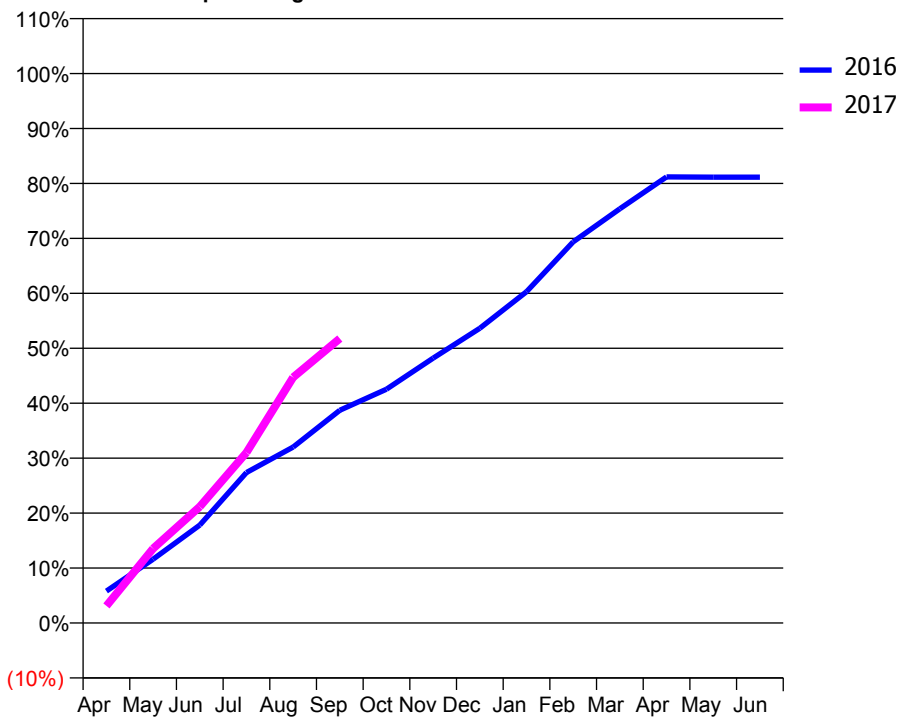
### ACCESS\*

Patients seen in 24 months	Total	Change since previous quarter
Quarter ending September 2015	1,732	
Quarter ending December 2015	1,591	↓
Quarter ending March 2016	1,618	→
Quarter ending June 2016	1,615	→
Quarter ending September 2016	1,687	↑
<b>Variance since September 2015</b>	<b>(2.6%)</b>	<b>↓</b>



### ACTIVITY

Cumulative percentage of contracted UDA delivered 2016 & 2017



Adjusted Scheduled Activity (UDA)

Month	2016	2017
April	232	125
May	465	542
June	713	847
July	1,096	1,241
August	1,281	1,788
September	1,549	2,071
October	1,702	
November	1,928	
December	2,146	
January	2,412	
February	2,775	
March	3,015	
April	3,247	
May	3,245	
June	3,245	

### QUALITY

	Quantity	Base Number	Contract	AT	Region	England
% of FP17s for the same patient ID Re-attending within 3 months - Children	21	597	3.5%	9.8%	11.8%	12.4%
% of FP17s for the same patient ID Re-attending within 3 months - Adults	48	663	7.2%	15.8%	16.6%	16.7%
% of FP17s for the same patient ID Re-attending between 3 & 9 months - Children	324	597	54.3%	59.0%	60.2%	57.4%
% of FP17s for the same patient ID Re-attending between 3 & 9 months - Adults	226	663	34.1%	50.9%	52.0%	50.5%
% of FP17s for Band 1 Urgent Courses	52	1,133	4.6%	9.5%	9.4%	9.1%
% of FP17s Relating to Free Repair or Replacements	0	1,133	0.0%	0.6%	0.7%	0.8%
% of FP17s Relating to Continuations	5	1,133	0.4%	1.1%	1.2%	1.3%
% of Patients satisfied with the dentistry they have received	1	1	N/A	94.8%	93.6%	93.2%
% of Patients satisfied with the time they had to wait for an appointment	1	1	N/A	91.7%	89.1%	89.0%

\* This is based on patients treated on this contract for their most recent course of treatment. Figures in italics indicate the base number of FP17s or Patient Questionnaire responses are less than 100. N/A is shown where the base number of responses is less than 10 during the period. % is calculated as Quantity/Base number\*100



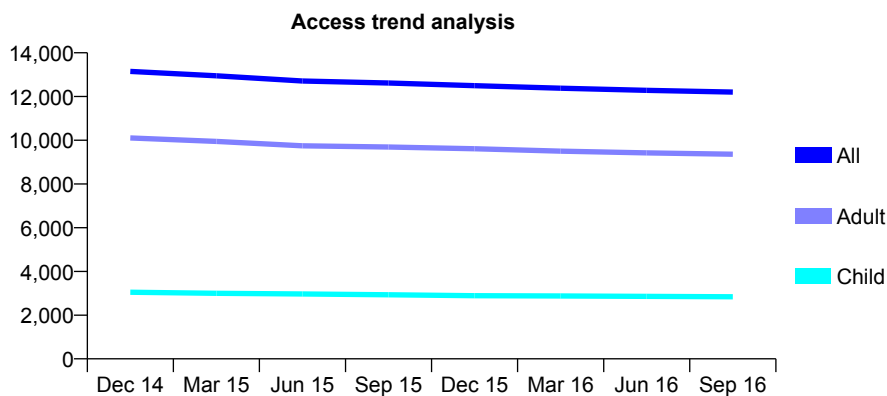
## Q68 - Vital Signs At a Glance Contract Report for 189111/0001 - September 2016

Name or company name	Seaside Dental Practice Limited
Contract type name	GDS Contract
Purpose of contract	General
Contract start date	01/10/2010
Contract end date	

16/17 Contracted general activity (UDA)	37,000
Carry forward general activity (UDA)	292
16/17 Contracted orthodontic activity (UOA)	0
Carry forward orthodontic activity (UOA)	0
Baseline contract value	£905,625.66

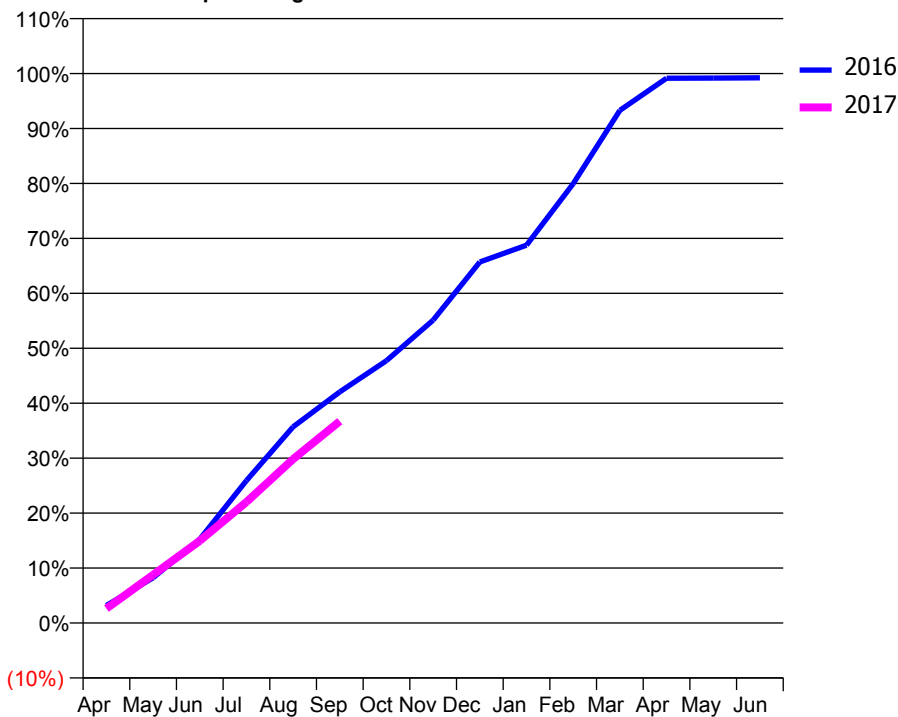
### ACCESS\*

Patients seen in 24 months	Total	Change since previous quarter
Quarter ending September 2015	12,619	
Quarter ending December 2015	12,498	→
Quarter ending March 2016	12,378	→
Quarter ending June 2016	12,284	→
Quarter ending September 2016	12,205	→
<b>Variance since September 2015</b>	<b>(3.3%)</b>	<b>↓</b>



### ACTIVITY

Cumulative percentage of contracted UDA delivered 2016 & 2017



Month	Adjusted Scheduled Activity (UDA)	
	2016	2017
April	1,181	972
May	3,044	3,246
June	5,641	5,531
July	9,598	8,145
August	13,214	11,038
September	15,563	13,585
October	17,667	
November	20,398	
December	24,306	
January	25,439	
February	29,581	
March	34,517	
April	36,685	
May	36,688	
June	36,708	

### QUALITY

	Quantity	Base Number	Contract	AT	Region	England
% of FP17s for the same patient ID Re-attending within 3 months - Children	141	2,025	7.0%	9.8%	11.8%	12.4%
% of FP17s for the same patient ID Re-attending within 3 months - Adults	856	6,114	14.0%	15.8%	16.6%	16.7%
% of FP17s for the same patient ID Re-attending between 3 & 9 months - Children	1,157	2,025	57.1%	59.0%	60.2%	57.4%
% of FP17s for the same patient ID Re-attending between 3 & 9 months - Adults	2,686	6,114	43.9%	50.9%	52.0%	50.5%
% of FP17s for Band 1 Urgent Courses	625	7,312	8.5%	9.5%	9.4%	9.1%
% of FP17s Relating to Free Repair or Replacements	22	7,312	0.3%	0.6%	0.7%	0.8%
% of FP17s Relating to Continuations	188	7,312	2.6%	1.1%	1.2%	1.3%
% of Patients satisfied with the dentistry they have received	9	11	81.8%	94.8%	93.6%	93.2%
% of Patients satisfied with the time they had to wait for an appointment	11	11	100.0%	91.7%	89.1%	89.0%

\* This is based on patients treated on this contract for their most recent course of treatment. Figures in italics indicate the base number of FP17s or Patient Questionnaire responses are less than 100. N/A is shown where the base number of responses is less than 10 during the period. % is calculated as Quantity/Base number\*100

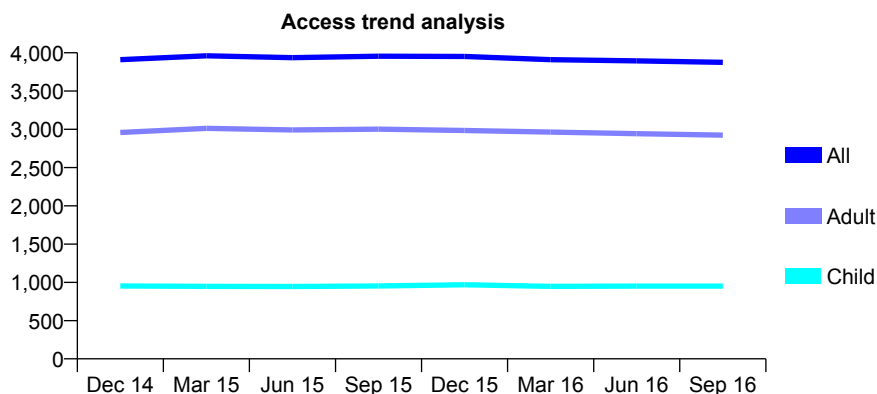
## Q68 - Vital Signs At a Glance Contract Report for 189650/0001 - September 2016

Name or company name	Mr A Gill and Ms K Kaur
Contract type name	GDS Contract
Purpose of contract	General
Contract start date	01/04/2009
Contract end date	

16/17 Contracted general activity (UDA)	11,018
Carry forward general activity (UDA)	-82
16/17 Contracted orthodontic activity (UOA)	0
Carry forward orthodontic activity (UOA)	0
Baseline contract value	£293,364.41

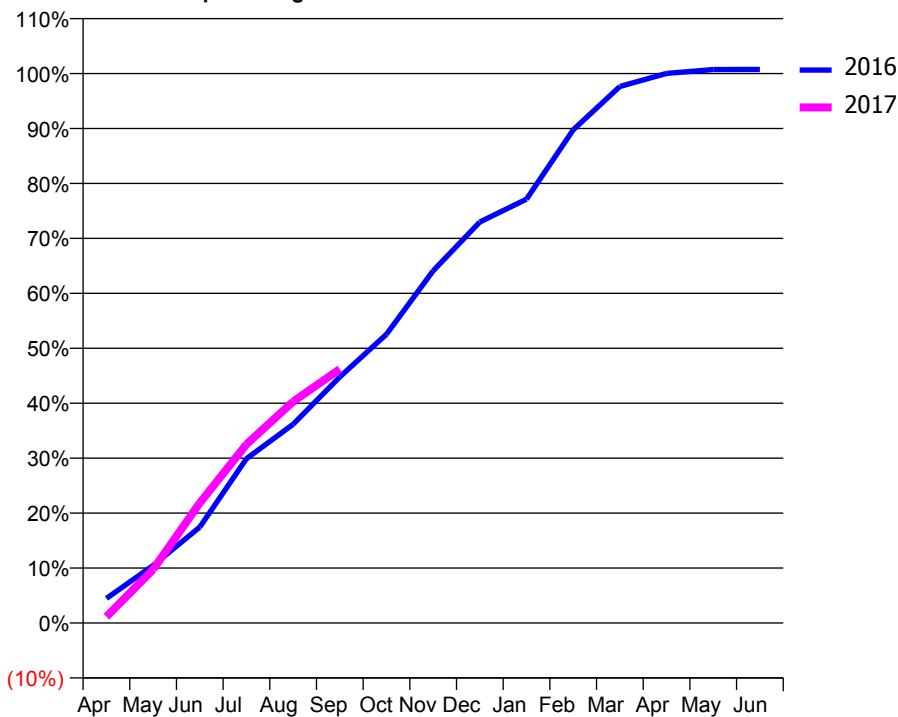
### ACCESS\*

Patients seen in 24 months	Total	Change since previous quarter
Quarter ending September 2015	3,955	
Quarter ending December 2015	3,952	→
Quarter ending March 2016	3,910	↓
Quarter ending June 2016	3,894	→
Quarter ending September 2016	3,875	→
<b>Variance since September 2015</b>	<b>(2.0%)</b>	<b>↓</b>



### ACTIVITY

Cumulative percentage of contracted UDA delivered 2016 & 2017



Month	Adjusted Scheduled Activity (UDA)	
	2016	2017
April	494	128
May	1,154	1,074
June	1,924	2,407
July	3,296	3,583
August	3,986	4,440
September	4,934	5,092
October	5,789	
November	7,062	
December	8,042	
January	8,499	
February	9,888	
March	10,759	
April	11,020	
May	11,097	
June	11,100	

### QUALITY

	Quantity	Base Number	Contract	AT	Region	England
% of FP17s for the same patient ID Re-attending within 3 months - Children	50	726	6.9%	9.8%	11.8%	12.4%
% of FP17s for the same patient ID Re-attending within 3 months - Adults	410	2,244	18.3%	15.8%	16.6%	16.7%
% of FP17s for the same patient ID Re-attending between 3 & 9 months - Children	495	726	68.2%	59.0%	60.2%	57.4%
% of FP17s for the same patient ID Re-attending between 3 & 9 months - Adults	1,299	2,244	57.9%	50.9%	52.0%	50.5%
% of FP17s for Band 1 Urgent Courses	315	2,783	11.3%	9.5%	9.4%	9.1%
% of FP17s Relating to Free Repair or Replacements	14	2,783	0.5%	0.6%	0.7%	0.8%
% of FP17s Relating to Continuations	30	2,783	1.1%	1.1%	1.2%	1.3%
% of Patients satisfied with the dentistry they have received	2	2	N/A	94.8%	93.6%	93.2%
% of Patients satisfied with the time they had to wait for an appointment	2	2	N/A	91.7%	89.1%	89.0%

\* This is based on patients treated on this contract for their most recent course of treatment. Figures in italics indicate the base number of FP17s or Patient Questionnaire responses are less than 100. N/A is shown where the base number of responses is less than 10 during the period. % is calculated as Quantity/Base number\*100

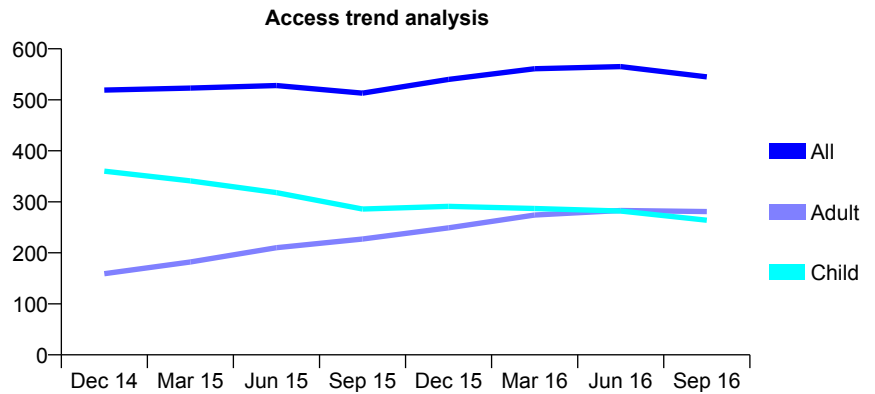
## Q68 - Vital Signs At a Glance Contract Report for 190195/0021 - September 2016

Name or company name	Xeon Smiles UK Ltd
Contract type name	GDS Contract
Purpose of contract	General
Contract start date	01/01/2013
Contract end date	

16/17 Contracted general activity (UDA)	1,134
Carry forward general activity (UDA)	-23
16/17 Contracted orthodontic activity (UOA)	0
Carry forward orthodontic activity (UOA)	0
Baseline contract value	£25,775.70

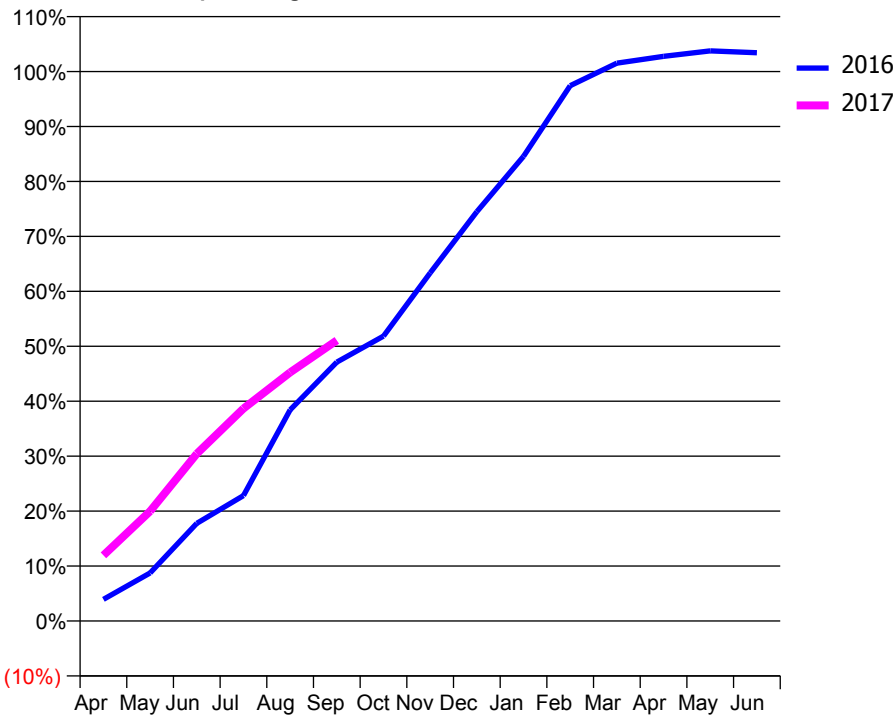
### ACCESS\*

Patients seen in 24 months	Total	Change since previous quarter
Quarter ending September 2015	513	
Quarter ending December 2015	540	↑
Quarter ending March 2016	561	↑
Quarter ending June 2016	565	→
Quarter ending September 2016	545	↓
<b>Variance since September 2015</b>	<b>6.2%</b>	<b>↑</b>



### ACTIVITY

Cumulative percentage of contracted UDA delivered 2016 & 2017



Month	Adjusted Scheduled Activity (UDA)	
	2016	2017
April	45	135
May	99	227
June	202	345
July	259	439
August	436	513
September	534	579
October	588	
November	718	
December	845	
January	959	
February	1,105	
March	1,151	
April	1,165	
May	1,177	
June	1,173	

### QUALITY

	Quantity	Base Number	Contract	AT	Region	England
% of FP17s for the same patient ID Re-attending within 3 months - Children	12	234	5.1%	9.8%	11.8%	12.4%
% of FP17s for the same patient ID Re-attending within 3 months - Adults	24	175	13.7%	15.8%	16.6%	16.7%
% of FP17s for the same patient ID Re-attending between 3 & 9 months - Children	178	234	76.1%	59.0%	60.2%	57.4%
% of FP17s for the same patient ID Re-attending between 3 & 9 months - Adults	111	175	63.4%	50.9%	52.0%	50.5%
% of FP17s for Band 1 Urgent Courses	26	386	6.7%	9.5%	9.4%	9.1%
% of FP17s Relating to Free Repair or Replacements	0	386	0.0%	0.6%	0.7%	0.8%
% of FP17s Relating to Continuations	0	386	0.0%	1.1%	1.2%	1.3%
% of Patients satisfied with the dentistry they have received	0	0	N/A	94.8%	93.6%	93.2%
% of Patients satisfied with the time they had to wait for an appointment	0	0	N/A	91.7%	89.1%	89.0%

\* This is based on patients treated on this contract for their most recent course of treatment. Figures in italics indicate the base number of FP17s or Patient Questionnaire responses are less than 100. N/A is shown where the base number of responses is less than 10 during the period. % is calculated as Quantity/Base number\*100

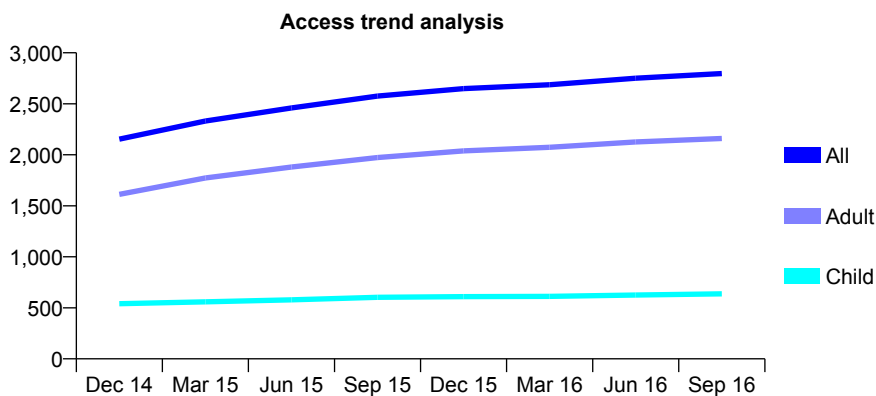
## Q68 - Vital Signs At a Glance Contract Report for 190829/0001 - September 2016

Name or company name	The Sea Road Dental Practice Partnership
Contract type name	GDS Contract
Purpose of contract	General
Contract start date	20/01/2014
Contract end date	

16/17 Contracted general activity (UDA)	6,800
Carry forward general activity (UDA)	207
16/17 Contracted orthodontic activity (UOA)	0
Carry forward orthodontic activity (UOA)	0
Baseline contract value	£177,921.13

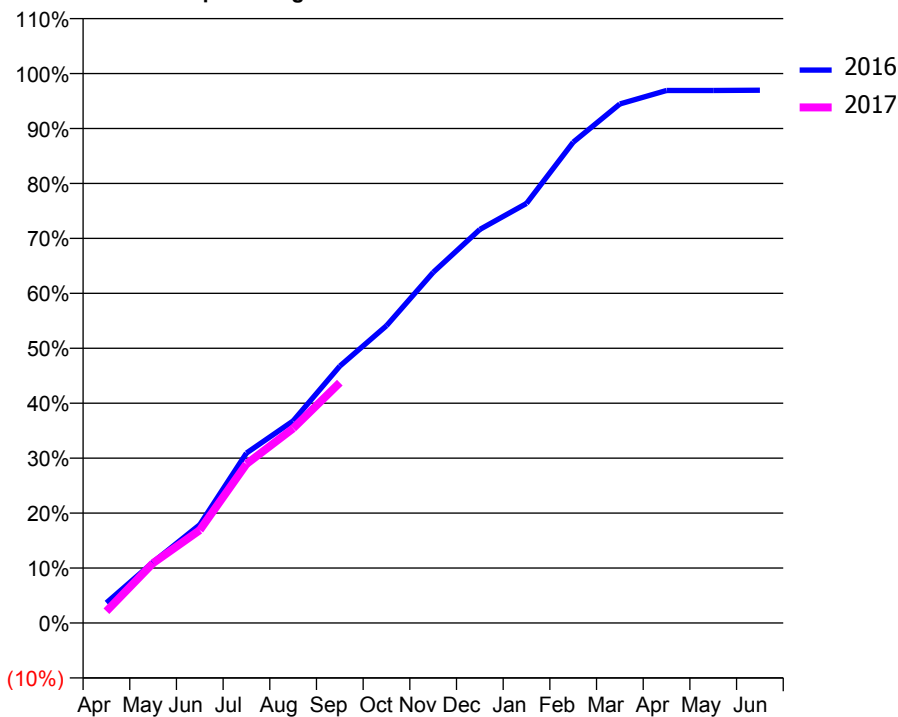
### ACCESS\*

Patients seen in 24 months	Total	Change since previous quarter
Quarter ending September 2015	2,576	
Quarter ending December 2015	2,649	↑
Quarter ending March 2016	2,687	→
Quarter ending June 2016	2,751	↑
Quarter ending September 2016	2,797	→
<b>Variance since September 2015</b>	<b>8.6%</b>	<b>↑</b>



### ACTIVITY

Cumulative percentage of contracted UDA delivered 2016 & 2017



Month	Adjusted Scheduled Activity (UDA)	
	2016	2017
April	250	146
May	754	742
June	1,216	1,149
July	2,103	1,968
August	2,501	2,408
September	3,178	2,975
October	3,679	
November	4,339	
December	4,870	
January	5,192	
February	5,949	
March	6,423	
April	6,590	
May	6,589	
June	6,593	

### QUALITY

	Quantity	Base Number	Contract	AT	Region	England
% of FP17s for the same patient ID Re-attending within 3 months - Children	13	519	2.5%	9.8%	11.8%	12.4%
% of FP17s for the same patient ID Re-attending within 3 months - Adults	117	1,487	7.9%	15.8%	16.6%	16.7%
% of FP17s for the same patient ID Re-attending between 3 & 9 months - Children	368	519	70.9%	59.0%	60.2%	57.4%
% of FP17s for the same patient ID Re-attending between 3 & 9 months - Adults	900	1,487	60.5%	50.9%	52.0%	50.5%
% of FP17s for Band 1 Urgent Courses	74	1,894	3.9%	9.5%	9.4%	9.1%
% of FP17s Relating to Free Repair or Replacements	0	1,894	0.0%	0.6%	0.7%	0.8%
% of FP17s Relating to Continuations	6	1,894	0.3%	1.1%	1.2%	1.3%
% of Patients satisfied with the dentistry they have received	3	3	N/A	94.8%	93.6%	93.2%
% of Patients satisfied with the time they had to wait for an appointment	2	3	N/A	91.7%	89.1%	89.0%

\* This is based on patients treated on this contract for their most recent course of treatment. Figures in italics indicate the base number of FP17s or Patient Questionnaire responses are less than 100. N/A is shown where the base number of responses is less than 10 during the period. % is calculated as Quantity/Base number\*100

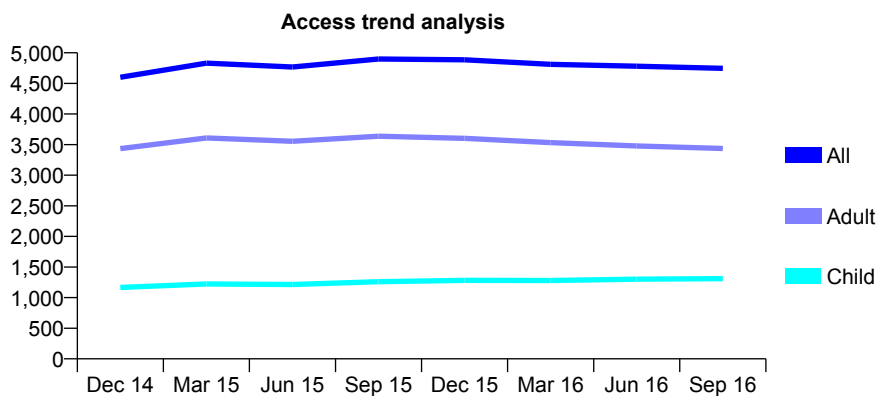
## Q68 - Vital Signs At a Glance Contract Report for 191043/0001 - September 2016

Name or company name	Pembroke Practice Limited
Contract type name	GDS Contract
Purpose of contract	General
Contract start date	01/03/2011
Contract end date	

16/17 Contracted general activity (UDA)	12,464
Carry forward general activity (UDA)	-10
16/17 Contracted orthodontic activity (UOA)	0
Carry forward orthodontic activity (UOA)	0
Baseline contract value	£318,877.21

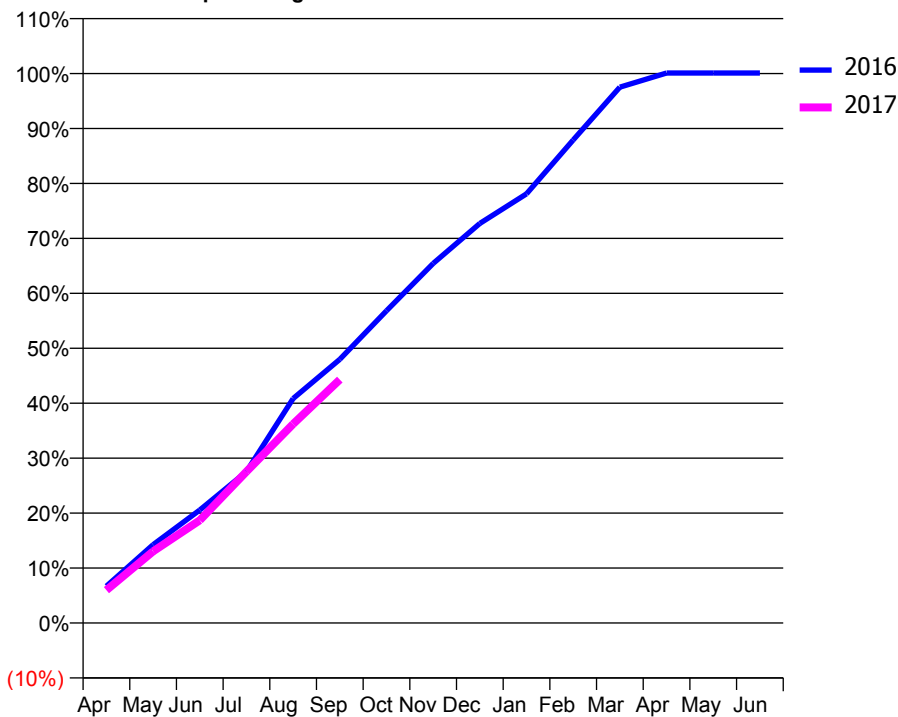
### ACCESS\*

Patients seen in 24 months	Total	Change since previous quarter
Quarter ending September 2015	4,898	
Quarter ending December 2015	4,886	→
Quarter ending March 2016	4,812	↓
Quarter ending June 2016	4,780	→
Quarter ending September 2016	4,747	→
<b>Variance since September 2015</b>	<b>(3.1%)</b>	<b>↓</b>



### ACTIVITY

Cumulative percentage of contracted UDA delivered 2016 & 2017



Adjusted Scheduled Activity (UDA)

Month	2016	2017
April	835	745
May	1,776	1,627
June	2,562	2,330
July	3,433	3,435
August	5,093	4,513
September	5,981	5,523
October	7,082	
November	8,157	
December	9,063	
January	9,734	
February	10,956	
March	12,153	
April	12,476	
May	12,474	
June	12,474	

### QUALITY

	Quantity	Base Number	Contract	AT	Region	England
% of FP17s for the same patient ID Re-attending within 3 months - Children	42	858	4.9%	9.8%	11.8%	12.4%
% of FP17s for the same patient ID Re-attending within 3 months - Adults	337	2,119	15.9%	15.8%	16.6%	16.7%
% of FP17s for the same patient ID Re-attending between 3 & 9 months - Children	452	858	52.7%	59.0%	60.2%	57.4%
% of FP17s for the same patient ID Re-attending between 3 & 9 months - Adults	996	2,119	47.0%	50.9%	52.0%	50.5%
% of FP17s for Band 1 Urgent Courses	354	2,845	12.4%	9.5%	9.4%	9.1%
% of FP17s Relating to Free Repair or Replacements	20	2,845	0.7%	0.6%	0.7%	0.8%
% of FP17s Relating to Continuations	5	2,845	0.2%	1.1%	1.2%	1.3%
% of Patients satisfied with the dentistry they have received	5	5	N/A	94.8%	93.6%	93.2%
% of Patients satisfied with the time they had to wait for an appointment	4	5	N/A	91.7%	89.1%	89.0%

\* This is based on patients treated on this contract for their most recent course of treatment. Figures in italics indicate the base number of FP17s or Patient Questionnaire responses are less than 100. N/A is shown where the base number of responses is less than 10 during the period. % is calculated as Quantity/Base number\*100

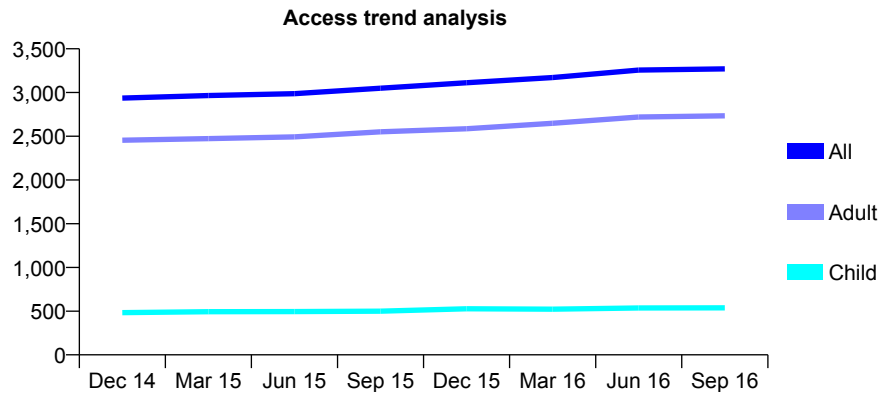
## Q68 - Vital Signs At a Glance Contract Report for 191264/0002 - September 2016

Name or company name	Steydent Ltd
Contract type name	GDS Contract
Purpose of contract	General
Contract start date	01/11/2008
Contract end date	

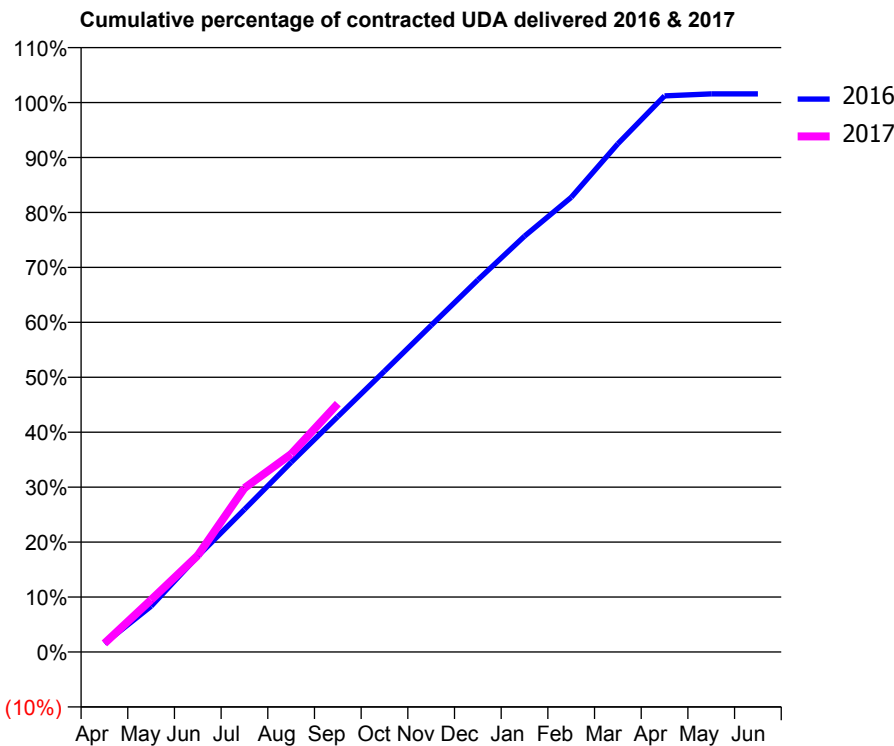
16/17 Contracted general activity (UDA)	10,196
Carry forward general activity (UDA)	-159
16/17 Contracted orthodontic activity (UOA)	0
Carry forward orthodontic activity (UOA)	0
Baseline contract value	£273,893.59

### ACCESS\*

Patients seen in 24 months	Total	Change since previous quarter
Quarter ending September 2015	3,049	
Quarter ending December 2015	3,112	↑
Quarter ending March 2016	3,171	→
Quarter ending June 2016	3,256	↑
Quarter ending September 2016	3,271	→
<b>Variance since September 2015</b>	<b>7.3%</b>	<b>↑</b>



### ACTIVITY



Month	Adjusted Scheduled Activity (UDA)	
	2016	2017
April	159	159
May	850	969
June	1,777	1,792
July	2,645	3,042
August	3,519	3,674
September	4,367	4,608
October	5,211	
November	6,061	
December	6,905	
January	7,716	
February	8,437	
March	9,431	
April	10,319	
May	10,355	
June	10,355	

### QUALITY

	Quantity	Base Number	Contract	AT	Region	England
% of FP17s for the same patient ID Re-attending within 3 months - Children	27	488	5.5%	9.8%	11.8%	12.4%
% of FP17s for the same patient ID Re-attending within 3 months - Adults	152	2,008	7.6%	15.8%	16.6%	16.7%
% of FP17s for the same patient ID Re-attending between 3 & 9 months - Children	309	488	63.3%	59.0%	60.2%	57.4%
% of FP17s for the same patient ID Re-attending between 3 & 9 months - Adults	1,142	2,008	56.9%	50.9%	52.0%	50.5%
% of FP17s for Band 1 Urgent Courses	117	2,060	5.7%	9.5%	9.4%	9.1%
% of FP17s Relating to Free Repair or Replacements	7	2,060	0.3%	0.6%	0.7%	0.8%
% of FP17s Relating to Continuations	4	2,060	0.2%	1.1%	1.2%	1.3%
% of Patients satisfied with the dentistry they have received	2	2	N/A	94.8%	93.6%	93.2%
% of Patients satisfied with the time they had to wait for an appointment	2	2	N/A	91.7%	89.1%	89.0%

\* This is based on patients treated on this contract for their most recent course of treatment. Figures in italics indicate the base number of FP17s or Patient Questionnaire responses are less than 100. N/A is shown where the base number of responses is less than 10 during the period. % is calculated as Quantity/Base number\*100

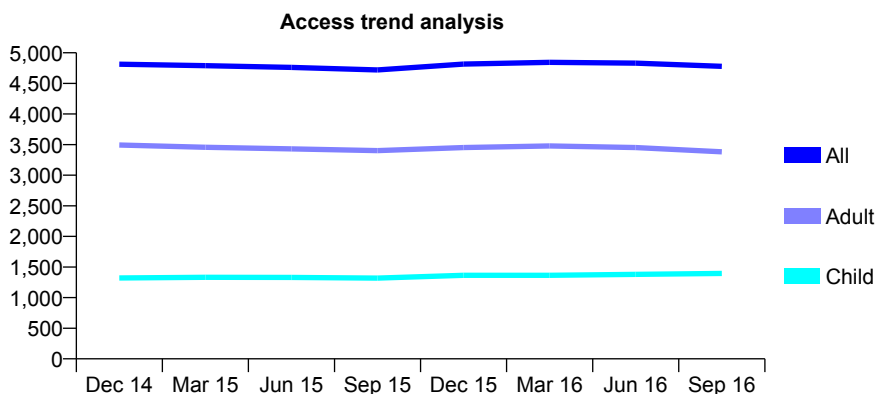
## Q68 - Vital Signs At a Glance Contract Report for 192228/0001 - September 2016

Name or company name	Mr A Memaripour and Mr N Zadeh Davani
Contract type name	GDS Contract
Purpose of contract	General
Contract start date	01/04/2010
Contract end date	

16/17 Contracted general activity (UDA)	17,266
Carry forward general activity (UDA)	103
16/17 Contracted orthodontic activity (UOA)	0
Carry forward orthodontic activity (UOA)	0
Baseline contract value	£453,863.09

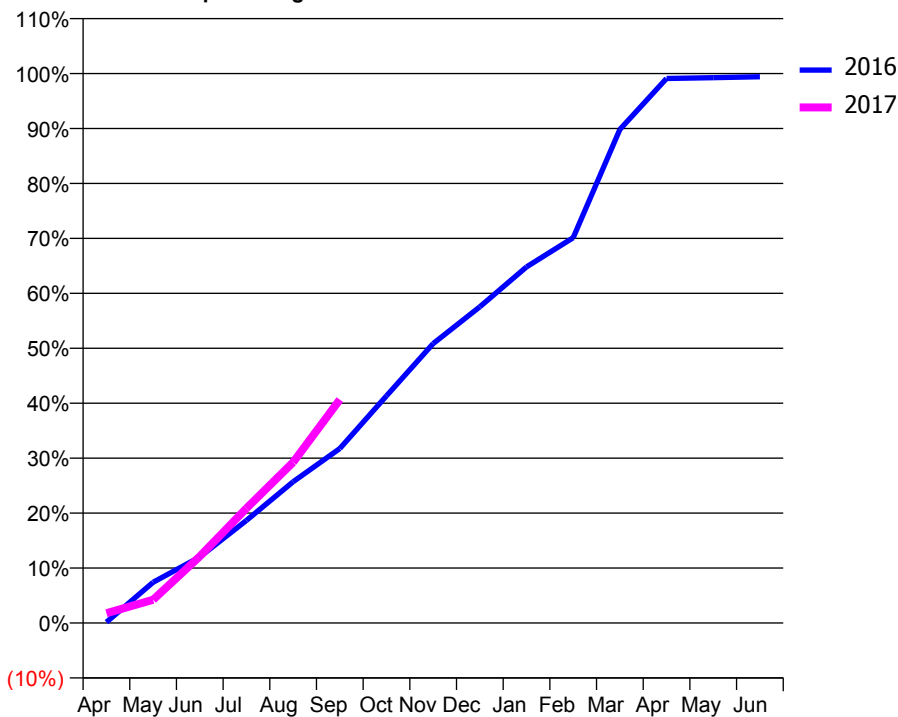
### ACCESS\*

Patients seen in 24 months	Total	Change since previous quarter
Quarter ending September 2015	4,721	
Quarter ending December 2015	4,815	→
Quarter ending March 2016	4,845	→
Quarter ending June 2016	4,832	→
Quarter ending September 2016	4,778	↓
<b>Variance since September 2015</b>	<b>1.2%</b>	<b>→</b>



### ACTIVITY

Cumulative percentage of contracted UDA delivered 2016 & 2017



Month	Adjusted Scheduled Activity (UDA)	
	2016	2017
April	26	307
May	1,278	733
June	2,078	2,091
July	3,224	3,607
August	4,440	5,051
September	5,484	7,019
October	7,136	
November	8,778	
December	9,937	
January	11,191	
February	12,107	
March	15,508	
April	17,109	
May	17,135	
June	17,163	

### QUALITY

	Quantity	Base Number	Contract	AT	Region	England
% of FP17s for the same patient ID Re-attending within 3 months - Children	61	949	6.4%	9.8%	11.8%	12.4%
% of FP17s for the same patient ID Re-attending within 3 months - Adults	301	2,047	14.7%	15.8%	16.6%	16.7%
% of FP17s for the same patient ID Re-attending between 3 & 9 months - Children	498	949	52.5%	59.0%	60.2%	57.4%
% of FP17s for the same patient ID Re-attending between 3 & 9 months - Adults	983	2,047	48.0%	50.9%	52.0%	50.5%
% of FP17s for Band 1 Urgent Courses	259	2,591	10.0%	9.5%	9.4%	9.1%
% of FP17s Relating to Free Repair or Replacements	7	2,591	0.3%	0.6%	0.7%	0.8%
% of FP17s Relating to Continuations	2	2,591	0.1%	1.1%	1.2%	1.3%
% of Patients satisfied with the dentistry they have received	5	5	N/A	94.8%	93.6%	93.2%
% of Patients satisfied with the time they had to wait for an appointment	5	5	N/A	91.7%	89.1%	89.0%

\* This is based on patients treated on this contract for their most recent course of treatment. Figures in italics indicate the base number of FP17s or Patient Questionnaire responses are less than 100. N/A is shown where the base number of responses is less than 10 during the period. % is calculated as Quantity/Base number\*100



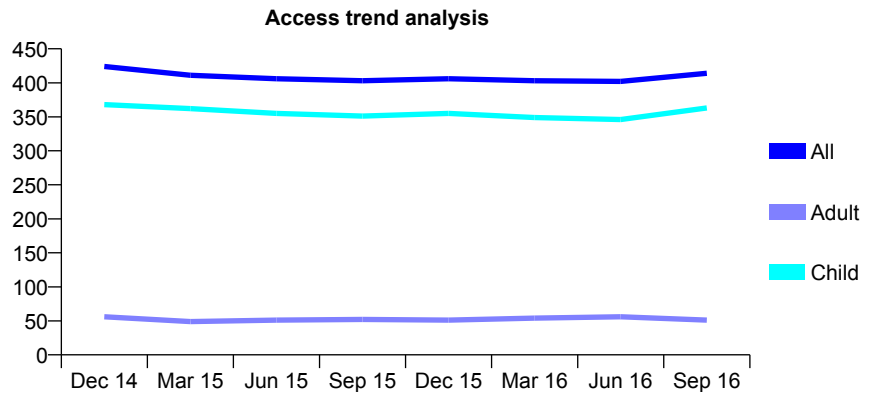
## Q68 - Vital Signs At a Glance Contract Report for 192325/0001 - September 2016

Name or company name	CDP (UK) Ltd
Contract type name	GDS Contract
Purpose of contract	General
Contract start date	01/07/2011
Contract end date	

16/17 Contracted general activity (UDA)	779
Carry forward general activity (UDA)	-16
16/17 Contracted orthodontic activity (UOA)	0
Carry forward orthodontic activity (UOA)	0
Baseline contract value	£19,821.94

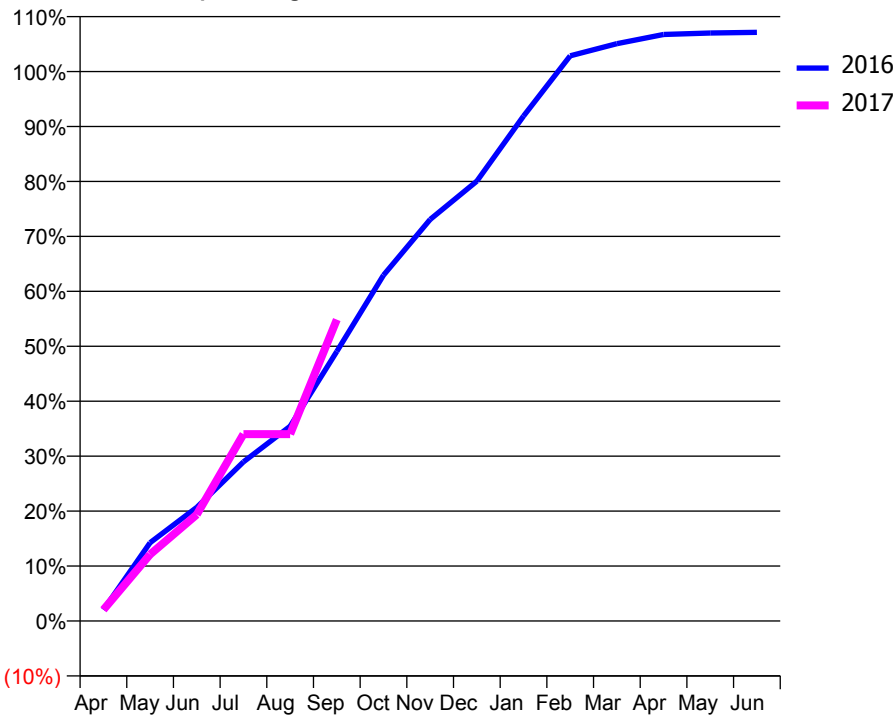
### ACCESS\*

Patients seen in 24 months	Total	Change since previous quarter
Quarter ending September 2015	403	
Quarter ending December 2015	406	→
Quarter ending March 2016	403	→
Quarter ending June 2016	402	→
Quarter ending September 2016	414	↑
<b>Variance since September 2015</b>	<b>2.7%</b>	<b>↑</b>



### ACTIVITY

Cumulative percentage of contracted UDA delivered 2016 & 2017



Month	Adjusted Scheduled Activity (UDA)	
	2016	2017
April	16	16
May	111	94
June	161	151
July	226	265
August	276	265
September	382	427
October	490	
November	569	
December	624	
January	716	
February	801	
March	818	
April	831	
May	834	
June	835	

### QUALITY

	Quantity	Base Number	Contract	AT	Region	England
% of FP17s for the same patient ID Re-attending within 3 months - Children	16	282	5.7%	9.8%	11.8%	12.4%
% of FP17s for the same patient ID Re-attending within 3 months - Adults	0	19	0.0%	15.8%	16.6%	16.7%
% of FP17s for the same patient ID Re-attending between 3 & 9 months - Children	158	282	56.0%	59.0%	60.2%	57.4%
% of FP17s for the same patient ID Re-attending between 3 & 9 months - Adults	12	19	63.2%	50.9%	52.0%	50.5%
% of FP17s for Band 1 Urgent Courses	12	282	4.3%	9.5%	9.4%	9.1%
% of FP17s Relating to Free Repair or Replacements	0	282	0.0%	0.6%	0.7%	0.8%
% of FP17s Relating to Continuations	0	282	0.0%	1.1%	1.2%	1.3%
% of Patients satisfied with the dentistry they have received	2	2	N/A	94.8%	93.6%	93.2%
% of Patients satisfied with the time they had to wait for an appointment	2	2	N/A	91.7%	89.1%	89.0%

\* This is based on patients treated on this contract for their most recent course of treatment. Figures in italics indicate the base number of FP17s or Patient Questionnaire responses are less than 100. N/A is shown where the base number of responses is less than 10 during the period. % is calculated as Quantity/Base number\*100

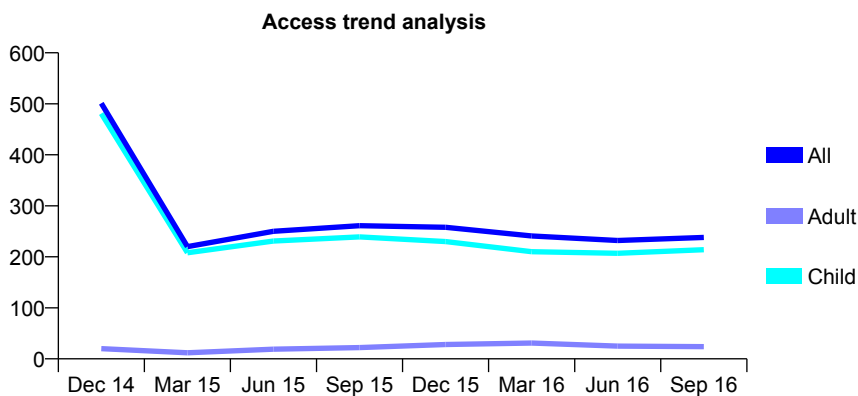
## Q68 - Vital Signs At a Glance Contract Report for 192686/0001 - September 2016

Name or company name	Apex Dental Care Merrow Partnership
Contract type name	GDS Contract
Purpose of contract	General
Contract start date	01/04/2014
Contract end date	

16/17 Contracted general activity (UDA)	400
Carry forward general activity (UDA)	-8
16/17 Contracted orthodontic activity (UOA)	0
Carry forward orthodontic activity (UOA)	0
Baseline contract value	£9,917.73

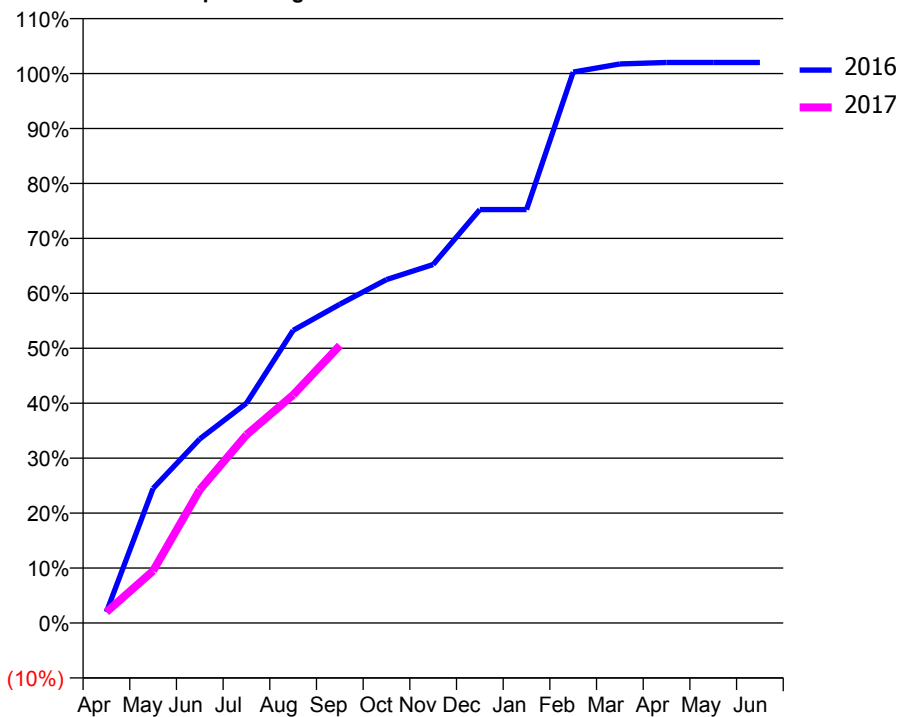
### ACCESS\*

Patients seen in 24 months	Total	Change since previous quarter
Quarter ending September 2015	261	
Quarter ending December 2015	258	↓
Quarter ending March 2016	241	↓
Quarter ending June 2016	232	↓
Quarter ending September 2016	238	↑
<b>Variance since September 2015</b>	<b>(8.8%)</b>	<b>↓</b>



### ACTIVITY

**Cumulative percentage of contracted UDA delivered 2016 & 2017**



Month	Adjusted Scheduled Activity (UDA)	
	2016	2017
April	8	8
May	98	38
June	134	97
July	160	137
August	213	166
September	232	202
October	250	
November	261	
December	301	
January	301	
February	401	
March	407	
April	408	
May	408	
June	408	

### QUALITY

	Quantity	Base Number	Contract	AT	Region	England
% of FP17s for the same patient ID Re-attending within 3 months - Children	1	173	0.6%	9.8%	11.8%	12.4%
% of FP17s for the same patient ID Re-attending within 3 months - Adults	0	0	N/A	15.8%	16.6%	16.7%
% of FP17s for the same patient ID Re-attending between 3 & 9 months - Children	121	173	69.9%	59.0%	60.2%	57.4%
% of FP17s for the same patient ID Re-attending between 3 & 9 months - Adults	0	0	N/A	50.9%	52.0%	50.5%
% of FP17s for Band 1 Urgent Courses	0	172	0.0%	9.5%	9.4%	9.1%
% of FP17s Relating to Free Repair or Replacements	0	172	0.0%	0.6%	0.7%	0.8%
% of FP17s Relating to Continuations	0	172	0.0%	1.1%	1.2%	1.3%
% of Patients satisfied with the dentistry they have received	0	0	N/A	94.8%	93.6%	93.2%
% of Patients satisfied with the time they had to wait for an appointment	0	0	N/A	91.7%	89.1%	89.0%

\* This is based on patients treated on this contract for their most recent course of treatment. Figures in italics indicate the base number of FP17s or Patient Questionnaire responses are less than 100. N/A is shown where the base number of responses is less than 10 during the period. % is calculated as Quantity/Base number\*100

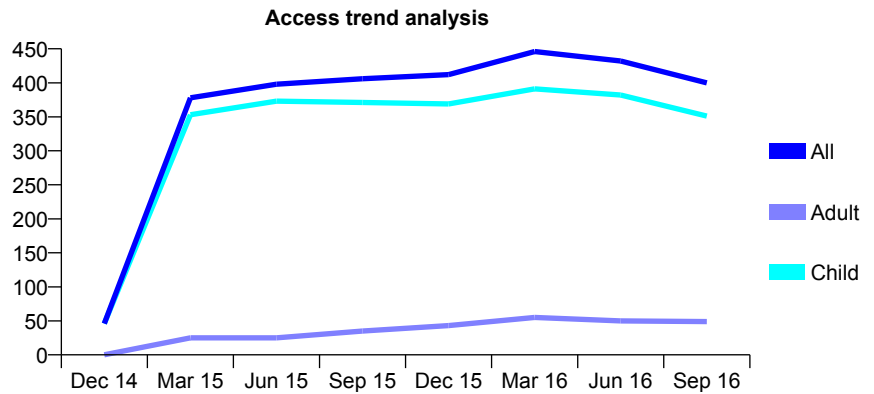
## Q68 - Vital Signs At a Glance Contract Report for 192686/0002 - September 2016

Name or company name	Apex Dental Care Merrow Partnership
Contract type name	GDS Contract
Purpose of contract	General
Contract start date	01/04/2014
Contract end date	

16/17 Contracted general activity (UDA)	750
Carry forward general activity (UDA)	-15
16/17 Contracted orthodontic activity (UOA)	0
Carry forward orthodontic activity (UOA)	0
Baseline contract value	£16,861.73

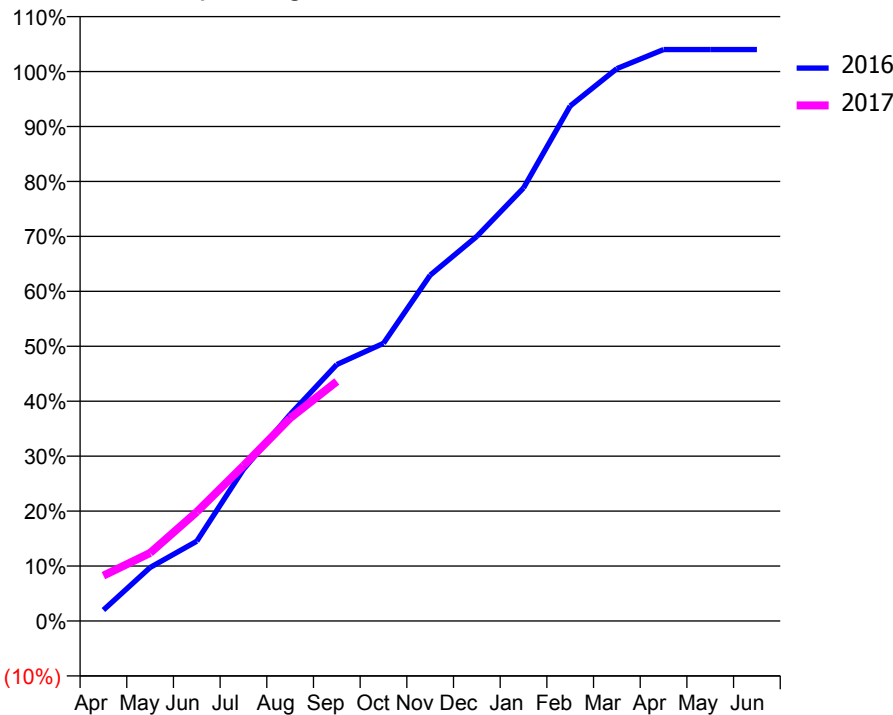
### ACCESS\*

Patients seen in 24 months	Total	Change since previous quarter
Quarter ending September 2015	406	
Quarter ending December 2015	412	→
Quarter ending March 2016	446	↑
Quarter ending June 2016	432	↓
Quarter ending September 2016	400	↓
<b>Variance since September 2015</b>	<b>(1.5%)</b>	<b>↓</b>



### ACTIVITY

Cumulative percentage of contracted UDA delivered 2016 & 2017



Month	Adjusted Scheduled Activity (UDA)	
	2016	2017
April	15	62
May	73	93
June	109	149
July	207	212
August	282	277
September	350	327
October	379	
November	472	
December	525	
January	591	
February	703	
March	754	
April	780	
May	780	
June	780	

### QUALITY

	Quantity	Base Number	Contract	AT	Region	England
% of FP17s for the same patient ID Re-attending within 3 months - Children	12	286	4.2%	9.8%	11.8%	12.4%
% of FP17s for the same patient ID Re-attending within 3 months - Adults	0	0	N/A	15.8%	16.6%	16.7%
% of FP17s for the same patient ID Re-attending between 3 & 9 months - Children	222	286	77.6%	59.0%	60.2%	57.4%
% of FP17s for the same patient ID Re-attending between 3 & 9 months - Adults	0	0	N/A	50.9%	52.0%	50.5%
% of FP17s for Band 1 Urgent Courses	0	262	0.0%	9.5%	9.4%	9.1%
% of FP17s Relating to Free Repair or Replacements	0	262	0.0%	0.6%	0.7%	0.8%
% of FP17s Relating to Continuations	0	262	0.0%	1.1%	1.2%	1.3%
% of Patients satisfied with the dentistry they have received	0	0	N/A	94.8%	93.6%	93.2%
% of Patients satisfied with the time they had to wait for an appointment	0	0	N/A	91.7%	89.1%	89.0%

\* This is based on patients treated on this contract for their most recent course of treatment. Figures in italics indicate the base number of FP17s or Patient Questionnaire responses are less than 100. N/A is shown where the base number of responses is less than 10 during the period. % is calculated as Quantity/Base number\*100

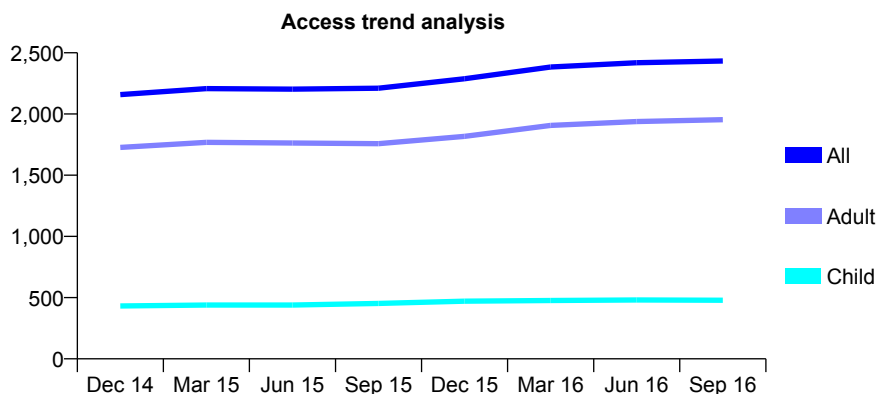
## Q68 - Vital Signs At a Glance Contract Report for 192783/0001 - September 2016

Name or company name	Mr Redstone & Associates
Contract type name	GDS Contract
Purpose of contract	General
Contract start date	01/11/2012
Contract end date	

16/17 Contracted general activity (UDA)	7,762
Carry forward general activity (UDA)	239
16/17 Contracted orthodontic activity (UOA)	0
Carry forward orthodontic activity (UOA)	0
Baseline contract value	£174,945.42

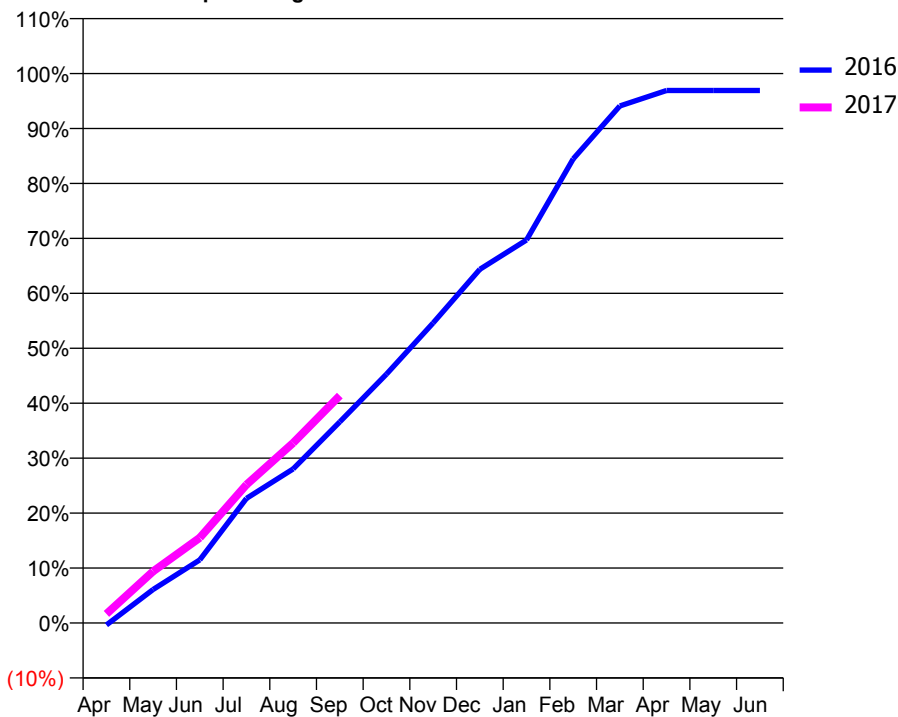
### ACCESS\*

Patients seen in 24 months	Total	Change since previous quarter
Quarter ending September 2015	2,211	
Quarter ending December 2015	2,288	↑
Quarter ending March 2016	2,384	↑
Quarter ending June 2016	2,419	→
Quarter ending September 2016	2,433	→
<b>Variance since September 2015</b>	<b>10.0%</b>	<b>↑</b>



### ACTIVITY

Cumulative percentage of contracted UDA delivered 2016 & 2017



### QUALITY

	Quantity	Base Number	Contract	AT	Region	England
% of FP17s for the same patient ID Re-attending within 3 months - Children	22	389	5.7%	9.8%	11.8%	12.4%
% of FP17s for the same patient ID Re-attending within 3 months - Adults	170	1,420	12.0%	15.8%	16.6%	16.7%
% of FP17s for the same patient ID Re-attending between 3 & 9 months - Children	289	389	74.3%	59.0%	60.2%	57.4%
% of FP17s for the same patient ID Re-attending between 3 & 9 months - Adults	770	1,420	54.2%	50.9%	52.0%	50.5%
% of FP17s for Band 1 Urgent Courses	126	1,695	7.4%	9.5%	9.4%	9.1%
% of FP17s Relating to Free Repair or Replacements	6	1,695	0.4%	0.6%	0.7%	0.8%
% of FP17s Relating to Continuations	5	1,695	0.3%	1.1%	1.2%	1.3%
% of Patients satisfied with the dentistry they have received	4	4	N/A	94.8%	93.6%	93.2%
% of Patients satisfied with the time they had to wait for an appointment	3	4	N/A	91.7%	89.1%	89.0%

\* This is based on patients treated on this contract for their most recent course of treatment. Figures in italics indicate the base number of FP17s or Patient Questionnaire responses are less than 100. N/A is shown where the base number of responses is less than 10 during the period. % is calculated as Quantity/Base number\*100

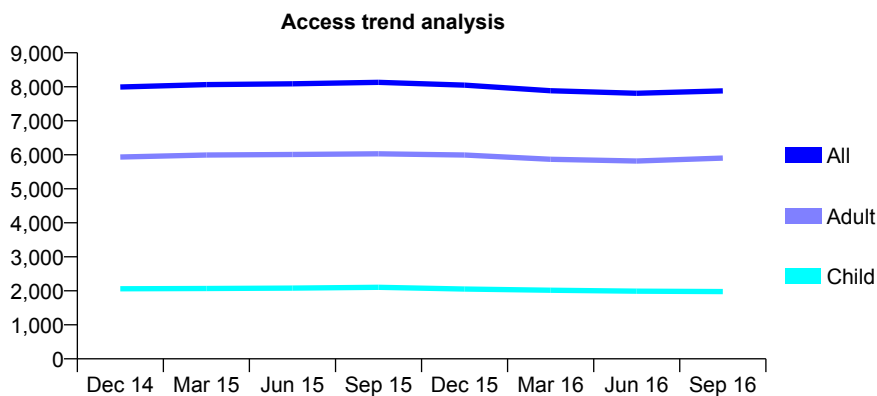
## Q68 - Vital Signs At a Glance Contract Report for 193186/0001 - September 2016

Name or company name	M W Botha Limited
Contract type name	GDS Contract
Purpose of contract	General
Contract start date	01/04/2010
Contract end date	

16/17 Contracted general activity (UDA)	21,440
Carry forward general activity (UDA)	29
16/17 Contracted orthodontic activity (UOA)	0
Carry forward orthodontic activity (UOA)	0
Baseline contract value	£654,764.34

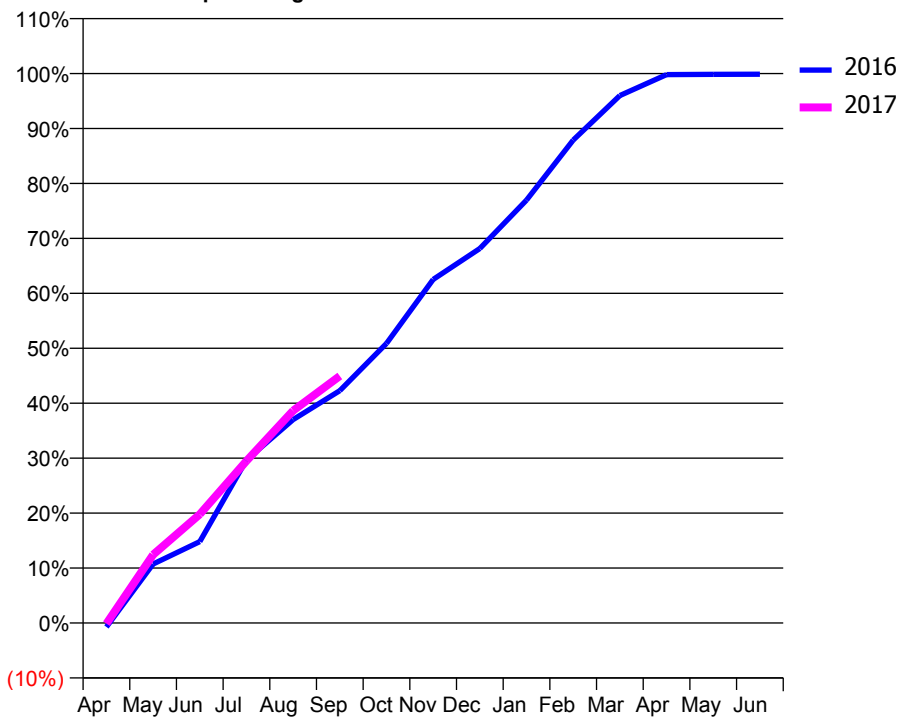
### ACCESS\*

Patients seen in 24 months	Total	Change since previous quarter
Quarter ending September 2015	8,132	
Quarter ending December 2015	8,049	↓
Quarter ending March 2016	7,885	↓
Quarter ending June 2016	7,809	→
Quarter ending September 2016	7,881	→
<b>Variance since September 2015</b>	<b>(3.1%)</b>	<b>↓</b>



### ACTIVITY

Cumulative percentage of contracted UDA delivered 2016 & 2017



Month	Adjusted Scheduled Activity (UDA)	
	2016	2017
April	-158	-29
May	2,304	2,667
June	3,177	4,242
July	6,361	6,325
August	7,937	8,286
September	9,068	9,637
October	10,910	
November	13,403	
December	14,613	
January	16,503	
February	18,841	
March	20,578	
April	21,398	
May	21,410	
June	21,411	

### QUALITY

	Quantity	Base Number	Contract	AT	Region	England
% of FP17s for the same patient ID Re-attending within 3 months - Children	99	1,306	7.6%	9.8%	11.8%	12.4%
% of FP17s for the same patient ID Re-attending within 3 months - Adults	813	3,899	20.9%	15.8%	16.6%	16.7%
% of FP17s for the same patient ID Re-attending between 3 & 9 months - Children	663	1,306	50.8%	59.0%	60.2%	57.4%
% of FP17s for the same patient ID Re-attending between 3 & 9 months - Adults	1,730	3,899	44.4%	50.9%	52.0%	50.5%
% of FP17s for Band 1 Urgent Courses	872	4,830	18.1%	9.5%	9.4%	9.1%
% of FP17s Relating to Free Repair or Replacements	7	4,830	0.1%	0.6%	0.7%	0.8%
% of FP17s Relating to Continuations	17	4,830	0.4%	1.1%	1.2%	1.3%
% of Patients satisfied with the dentistry they have received	10	11	90.9%	94.8%	93.6%	93.2%
% of Patients satisfied with the time they had to wait for an appointment	9	11	81.8%	91.7%	89.1%	89.0%

\* This is based on patients treated on this contract for their most recent course of treatment. Figures in italics indicate the base number of FP17s or Patient Questionnaire responses are less than 100. N/A is shown where the base number of responses is less than 10 during the period. % is calculated as Quantity/Base number\*100

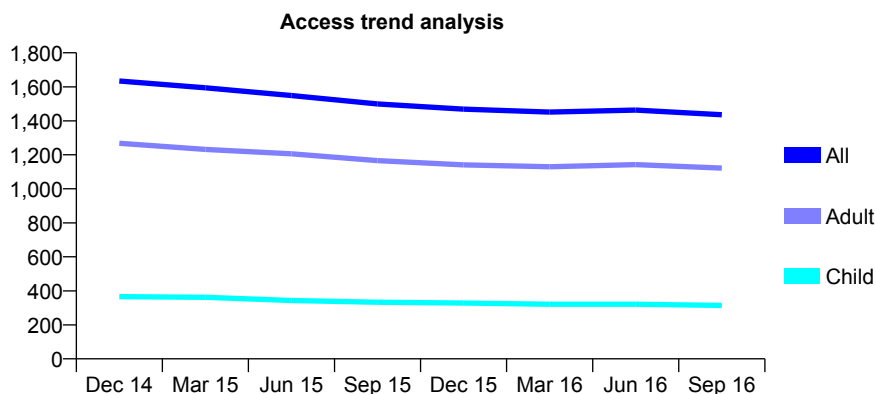
## Q68 - Vital Signs At a Glance Contract Report for 193240/0001 - September 2016

Name or company name	Timberhill Dental Practice Ltd
Contract type name	GDS Contract
Purpose of contract	General
Contract start date	01/09/2009
Contract end date	

16/17 Contracted general activity (UDA)	4,942
Carry forward general activity (UDA)	0
16/17 Contracted orthodontic activity (UOA)	0
Carry forward orthodontic activity (UOA)	0
Baseline contract value	£114,337.18

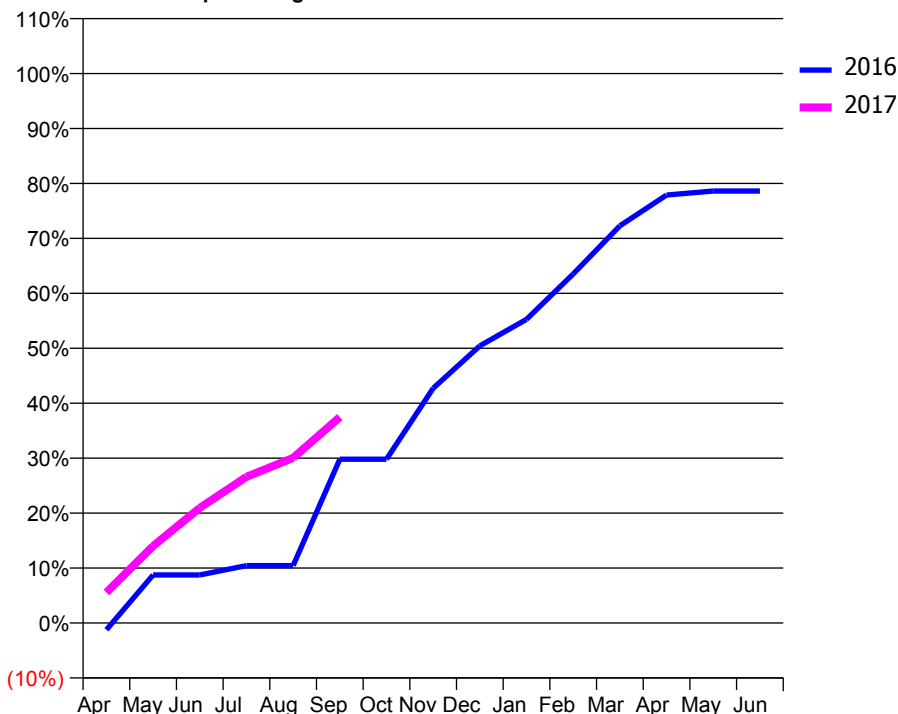
### ACCESS\*

Patients seen in 24 months	Total	Change since previous quarter
Quarter ending September 2015	1,499	
Quarter ending December 2015	1,469	↓
Quarter ending March 2016	1,451	↓
Quarter ending June 2016	1,463	→
Quarter ending September 2016	1,436	↓
<b>Variance since September 2015</b>	<b>(4.2%)</b>	<b>↓</b>



### ACTIVITY

Cumulative percentage of contracted UDA delivered 2016 & 2017



Month	Adjusted Scheduled Activity (UDA)	
	2016	2017
April	-62	276
May	432	693
June	432	1,036
July	516	1,315
August	516	1,485
September	1,473	1,853
October	1,473	
November	2,111	
December	2,493	
January	2,732	
February	3,139	
March	3,573	
April	3,849	
May	3,885	
June	3,885	

### QUALITY

	Quantity	Base Number	Contract	AT	Region	England
% of FP17s for the same patient ID Re-attending within 3 months - Children	13	262	5.0%	9.8%	11.8%	12.4%
% of FP17s for the same patient ID Re-attending within 3 months - Adults	142	830	17.1%	15.8%	16.6%	16.7%
% of FP17s for the same patient ID Re-attending between 3 & 9 months - Children	152	262	58.0%	59.0%	60.2%	57.4%
% of FP17s for the same patient ID Re-attending between 3 & 9 months - Adults	401	830	48.3%	50.9%	52.0%	50.5%
% of FP17s for Band 1 Urgent Courses	104	921	11.3%	9.5%	9.4%	9.1%
% of FP17s Relating to Free Repair or Replacements	9	921	1.0%	0.6%	0.7%	0.8%
% of FP17s Relating to Continuations	33	921	3.6%	1.1%	1.2%	1.3%
% of Patients satisfied with the dentistry they have received	1	1	N/A	94.8%	93.6%	93.2%
% of Patients satisfied with the time they had to wait for an appointment	1	1	N/A	91.7%	89.1%	89.0%

\* This is based on patients treated on this contract for their most recent course of treatment. Figures in italics indicate the base number of FP17s or Patient Questionnaire responses are less than 100. N/A is shown where the base number of responses is less than 10 during the period. % is calculated as Quantity/Base number\*100

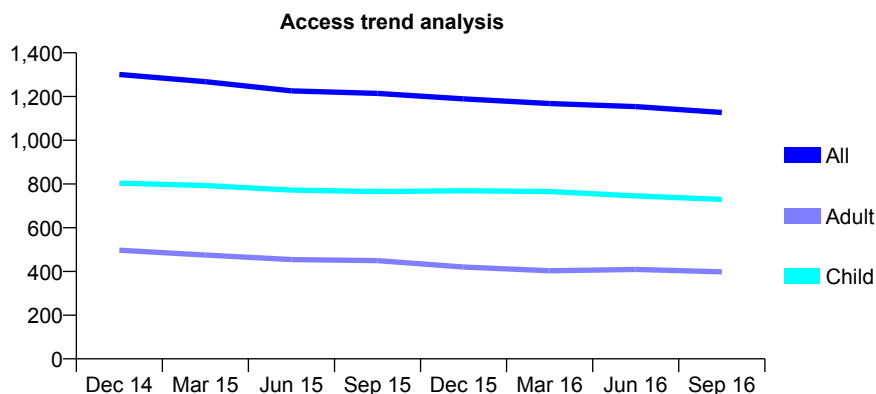
## Q68 - Vital Signs At a Glance Contract Report for 193402/0001 - September 2016

Name or company name	Burgess Hill Dental Care Limited
Contract type name	GDS Contract
Purpose of contract	General
Contract start date	01/06/2011
Contract end date	

16/17 Contracted general activity (UDA)	2,975
Carry forward general activity (UDA)	0
16/17 Contracted orthodontic activity (UOA)	0
Carry forward orthodontic activity (UOA)	0
Baseline contract value	£68,096.78

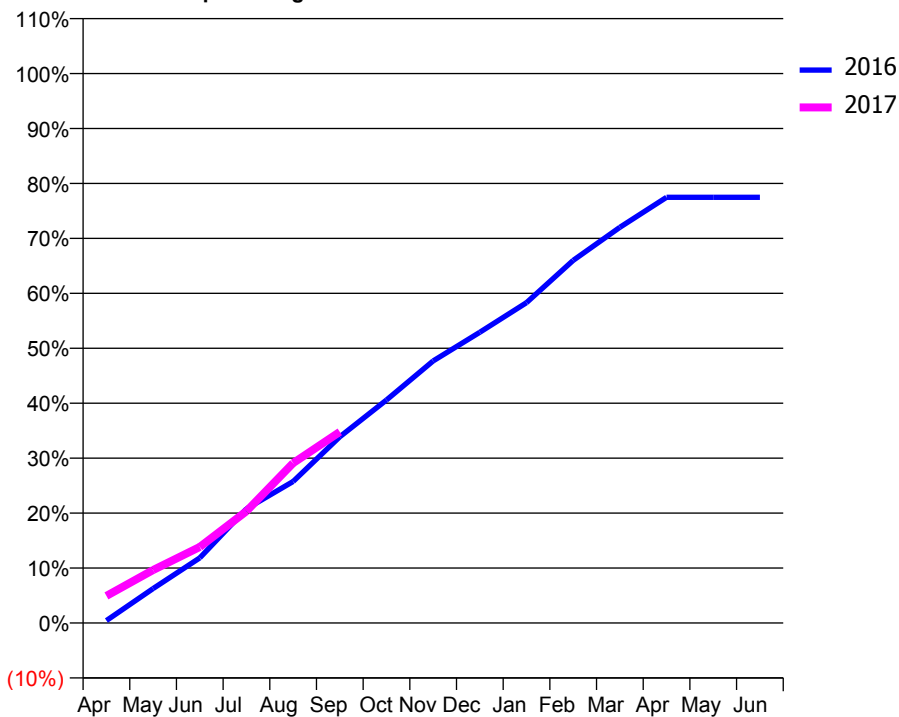
### ACCESS\*

Patients seen in 24 months	Total	Change since previous quarter
Quarter ending September 2015	1,214	
Quarter ending December 2015	1,189	↓
Quarter ending March 2016	1,168	↓
Quarter ending June 2016	1,154	↓
Quarter ending September 2016	1,127	↓
<b>Variance since September 2015</b>	<b>(7.2%)</b>	<b>↓</b>



### ACTIVITY

Cumulative percentage of contracted UDA delivered 2016 & 2017



Adjusted Scheduled Activity (UDA)

Month	2016	2017
April	13	147
May	186	287
June	353	412
July	618	605
August	766	866
September	1,008	1,035
October	1,207	
November	1,419	
December	1,574	
January	1,735	
February	1,963	
March	2,143	
April	2,305	
May	2,305	
June	2,305	

### QUALITY

	Quantity	Base Number	Contract	AT	Region	England
% of FP17s for the same patient ID Re-attending within 3 months - Children	53	686	7.7%	9.8%	11.8%	12.4%
% of FP17s for the same patient ID Re-attending within 3 months - Adults	15	192	7.8%	15.8%	16.6%	16.7%
% of FP17s for the same patient ID Re-attending between 3 & 9 months - Children	470	686	68.5%	59.0%	60.2%	57.4%
% of FP17s for the same patient ID Re-attending between 3 & 9 months - Adults	115	192	59.9%	50.9%	52.0%	50.5%
% of FP17s for Band 1 Urgent Courses	23	761	3.0%	9.5%	9.4%	9.1%
% of FP17s Relating to Free Repair or Replacements	1	761	0.1%	0.6%	0.7%	0.8%
% of FP17s Relating to Continuations	8	761	1.1%	1.1%	1.2%	1.3%
% of Patients satisfied with the dentistry they have received	0	0	N/A	94.8%	93.6%	93.2%
% of Patients satisfied with the time they had to wait for an appointment	0	0	N/A	91.7%	89.1%	89.0%

\* This is based on patients treated on this contract for their most recent course of treatment. Figures in italics indicate the base number of FP17s or Patient Questionnaire responses are less than 100. N/A is shown where the base number of responses is less than 10 during the period. % is calculated as Quantity/Base number\*100



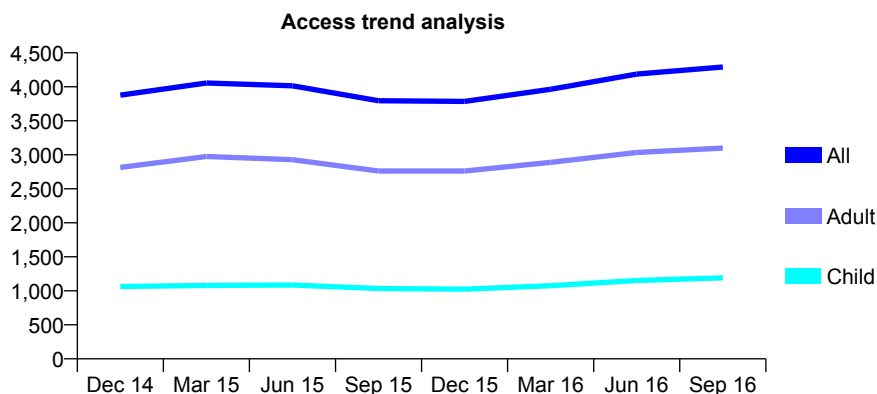
## Q68 - Vital Signs At a Glance Contract Report for 193569/0001 - September 2016

Name or company name	Hollybush Dental Care Limited
Contract type name	GDS Contract
Purpose of contract	General
Contract start date	01/01/2008
Contract end date	

16/17 Contracted general activity (UDA)	10,760
Carry forward general activity (UDA)	388
16/17 Contracted orthodontic activity (UOA)	0
Carry forward orthodontic activity (UOA)	0
Baseline contract value	£282,769.48

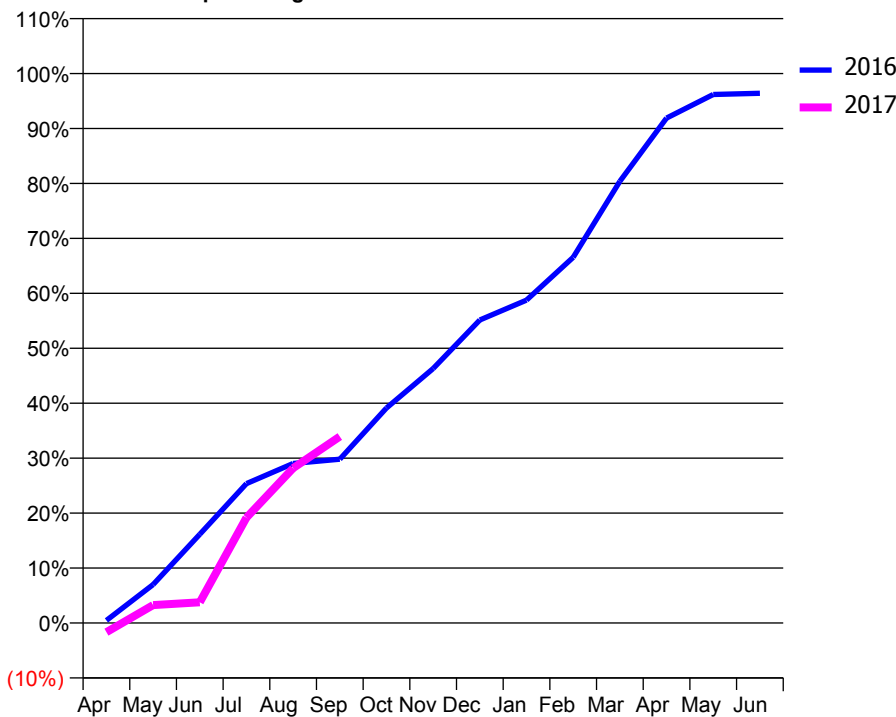
### ACCESS\*

Patients seen in 24 months	Total	Change since previous quarter
Quarter ending September 2015	3,795	
Quarter ending December 2015	3,786	→
Quarter ending March 2016	3,964	↑
Quarter ending June 2016	4,187	↑
Quarter ending September 2016	4,291	↑
<b>Variance since September 2015</b>	<b>13.1%</b>	<b>↑</b>



### ACTIVITY

Cumulative percentage of contracted UDA delivered 2016 & 2017



Adjusted Scheduled Activity (UDA)

Month	2016	2017
April	52	-180
May	754	351
June	1,737	406
July	2,730	2,065
August	3,124	3,032
September	3,209	3,651
October	4,210	
November	4,984	
December	5,933	
January	6,324	
February	7,160	
March	8,649	
April	9,888	
May	10,349	
June	10,372	

### QUALITY

	Quantity	Base Number	Contract	AT	Region	England
% of FP17s for the same patient ID Re-attending within 3 months - Children	56	873	6.4%	9.8%	11.8%	12.4%
% of FP17s for the same patient ID Re-attending within 3 months - Adults	330	2,102	15.7%	15.8%	16.6%	16.7%
% of FP17s for the same patient ID Re-attending between 3 & 9 months - Children	419	873	48.0%	59.0%	60.2%	57.4%
% of FP17s for the same patient ID Re-attending between 3 & 9 months - Adults	713	2,102	33.9%	50.9%	52.0%	50.5%
% of FP17s for Band 1 Urgent Courses	287	2,303	12.5%	9.5%	9.4%	9.1%
% of FP17s Relating to Free Repair or Replacements	6	2,303	0.3%	0.6%	0.7%	0.8%
% of FP17s Relating to Continuations	59	2,303	2.6%	1.1%	1.2%	1.3%
% of Patients satisfied with the dentistry they have received	0	1	N/A	94.8%	93.6%	93.2%
% of Patients satisfied with the time they had to wait for an appointment	0	1	N/A	91.7%	89.1%	89.0%

\* This is based on patients treated on this contract for their most recent course of treatment. Figures in italics indicate the base number of FP17s or Patient Questionnaire responses are less than 100. N/A is shown where the base number of responses is less than 10 during the period. % is calculated as Quantity/Base number\*100

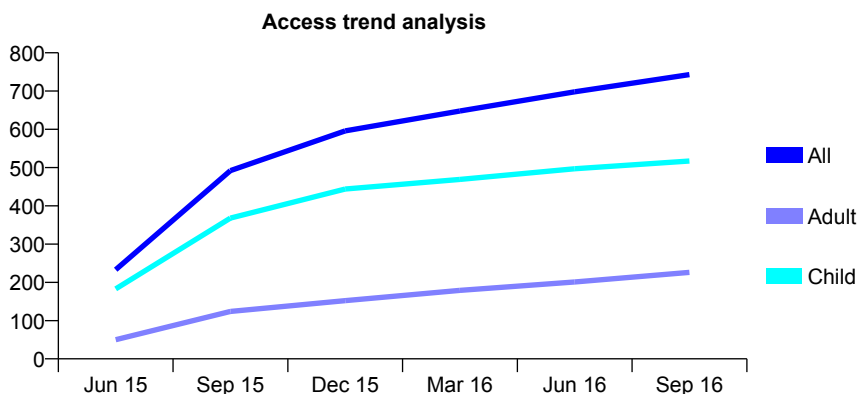
## Q68 - Vital Signs At a Glance Contract Report for 193593/0001 - September 2016

Name or company name	Westdene Dental Practice
Contract type name	GDS Contract
Purpose of contract	General
Contract start date	07/04/2015
Contract end date	

16/17 Contracted general activity (UDA)	1,450
Carry forward general activity (UDA)	-29
16/17 Contracted orthodontic activity (UOA)	0
Carry forward orthodontic activity (UOA)	0
Baseline contract value	£31,947.01

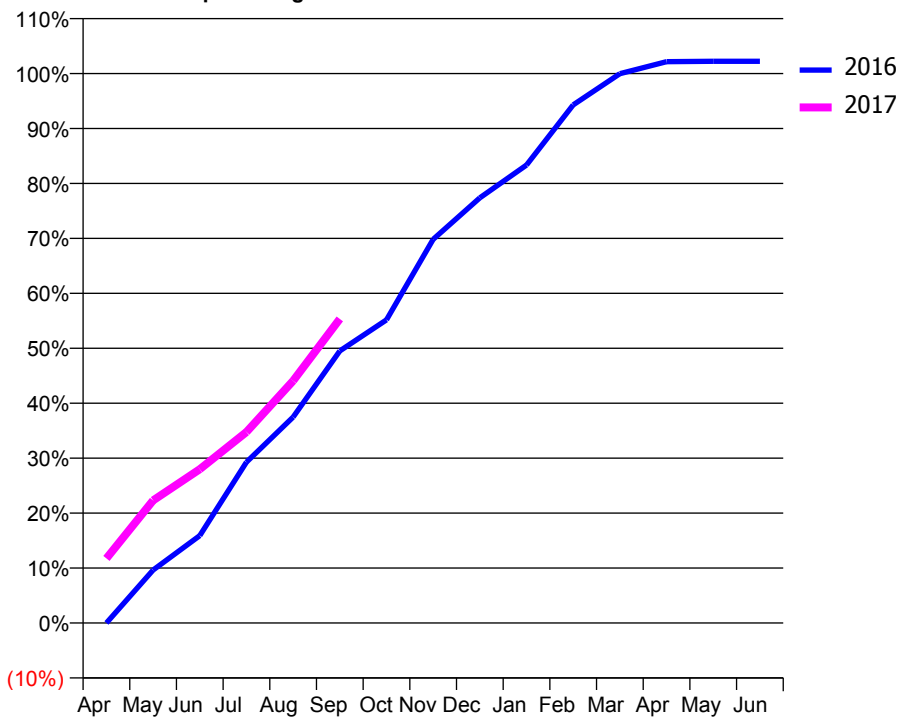
### ACCESS\*

Patients seen in 24 months	Total	Change since previous quarter
Quarter ending September 2015	492	
Quarter ending December 2015	596	↑
Quarter ending March 2016	648	↑
Quarter ending June 2016	698	↑
Quarter ending September 2016	743	↑
<b>Variance since September 2015</b>	<b>51.0%</b>	<b>↑</b>



### ACTIVITY

Cumulative percentage of contracted UDA delivered 2016 & 2017



Adjusted Scheduled Activity (UDA)

Month	2016	2017
April	0	170
May	137	324
June	227	406
July	417	504
August	535	639
September	706	803
October	787	
November	996	
December	1,103	
January	1,188	
February	1,345	
March	1,425	
April	1,457	
May	1,458	
June	1,458	

### QUALITY

	Quantity	Base Number	Contract	AT	Region	England
% of FP17s for the same patient ID Re-attending within 3 months - Children	15	426	3.5%	9.8%	11.8%	12.4%
% of FP17s for the same patient ID Re-attending within 3 months - Adults	9	146	6.2%	15.8%	16.6%	16.7%
% of FP17s for the same patient ID Re-attending between 3 & 9 months - Children	288	426	67.6%	59.0%	60.2%	57.4%
% of FP17s for the same patient ID Re-attending between 3 & 9 months - Adults	74	146	50.7%	50.9%	52.0%	50.5%
% of FP17s for Band 1 Urgent Courses	23	540	4.3%	9.5%	9.4%	9.1%
% of FP17s Relating to Free Repair or Replacements	0	540	0.0%	0.6%	0.7%	0.8%
% of FP17s Relating to Continuations	7	540	1.3%	1.1%	1.2%	1.3%
% of Patients satisfied with the dentistry they have received	3	3	N/A	94.8%	93.6%	93.2%
% of Patients satisfied with the time they had to wait for an appointment	3	3	N/A	91.7%	89.1%	89.0%

\* This is based on patients treated on this contract for their most recent course of treatment. Figures in italics indicate the base number of FP17s or Patient Questionnaire responses are less than 100. N/A is shown where the base number of responses is less than 10 during the period. % is calculated as Quantity/Base number\*100

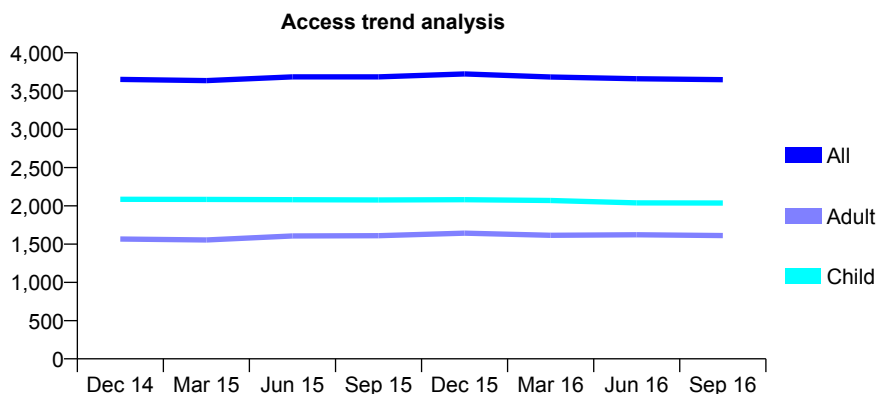
## Q68 - Vital Signs At a Glance Contract Report for 193739/0001 - September 2016

Name or company name	Grand Avenue Dental Practice
Contract type name	GDS Contract
Purpose of contract	General
Contract start date	01/04/2006
Contract end date	

16/17 Contracted general activity (UDA)	8,250
Carry forward general activity (UDA)	0
16/17 Contracted orthodontic activity (UOA)	0
Carry forward orthodontic activity (UOA)	0
Baseline contract value	£178,698.16

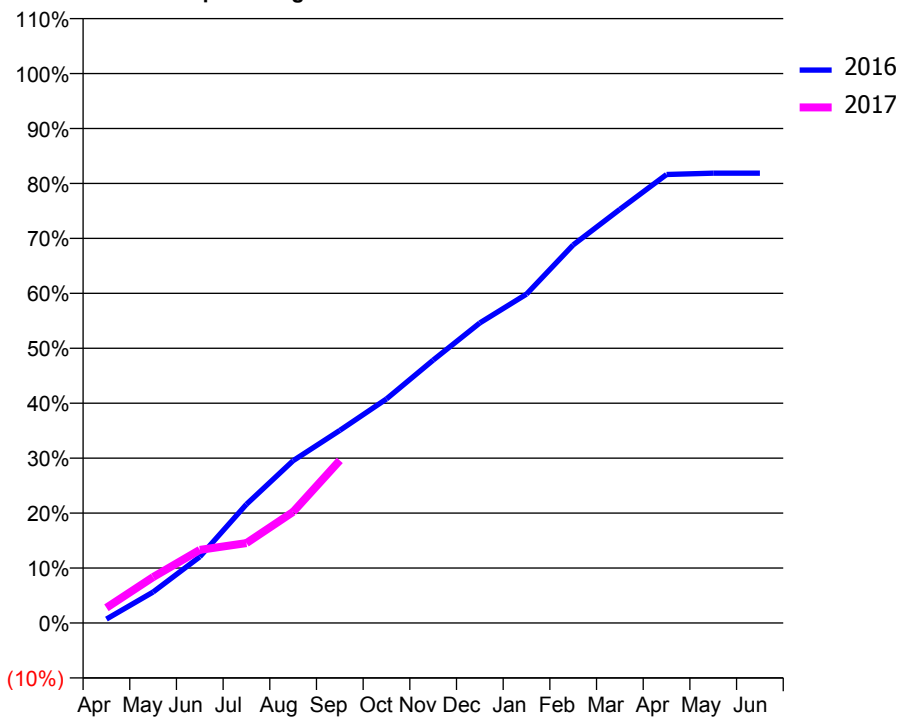
### ACCESS\*

Patients seen in 24 months	Total	Change since previous quarter
Quarter ending September 2015	3,686	
Quarter ending December 2015	3,724	→
Quarter ending March 2016	3,683	↓
Quarter ending June 2016	3,661	→
Quarter ending September 2016	3,648	→
<b>Variance since September 2015</b>	<b>(1.0%)</b>	<b>↓</b>



### ACTIVITY

Cumulative percentage of contracted UDA delivered 2016 & 2017



Adjusted Scheduled Activity (UDA)

Month	2016	2017
April	59	230
May	466	690
June	995	1,098
July	1,783	1,200
August	2,437	1,668
September	2,892	2,442
October	3,365	
November	3,946	
December	4,505	
January	4,938	
February	5,677	
March	6,210	
April	6,733	
May	6,755	
June	6,755	

### QUALITY

	Quantity	Base Number	Contract	AT	Region	England
% of FP17s for the same patient ID Re-attending within 3 months - Children	86	1,391	6.2%	9.8%	11.8%	12.4%
% of FP17s for the same patient ID Re-attending within 3 months - Adults	79	851	9.3%	15.8%	16.6%	16.7%
% of FP17s for the same patient ID Re-attending between 3 & 9 months - Children	912	1,391	65.6%	59.0%	60.2%	57.4%
% of FP17s for the same patient ID Re-attending between 3 & 9 months - Adults	485	851	57.0%	50.9%	52.0%	50.5%
% of FP17s for Band 1 Urgent Courses	99	1,843	5.4%	9.5%	9.4%	9.1%
% of FP17s Relating to Free Repair or Replacements	0	1,843	0.0%	0.6%	0.7%	0.8%
% of FP17s Relating to Continuations	2	1,843	0.1%	1.1%	1.2%	1.3%
% of Patients satisfied with the dentistry they have received	3	3	N/A	94.8%	93.6%	93.2%
% of Patients satisfied with the time they had to wait for an appointment	3	3	N/A	91.7%	89.1%	89.0%

\* This is based on patients treated on this contract for their most recent course of treatment. Figures in italics indicate the base number of FP17s or Patient Questionnaire responses are less than 100. N/A is shown where the base number of responses is less than 10 during the period. % is calculated as Quantity/Base number\*100

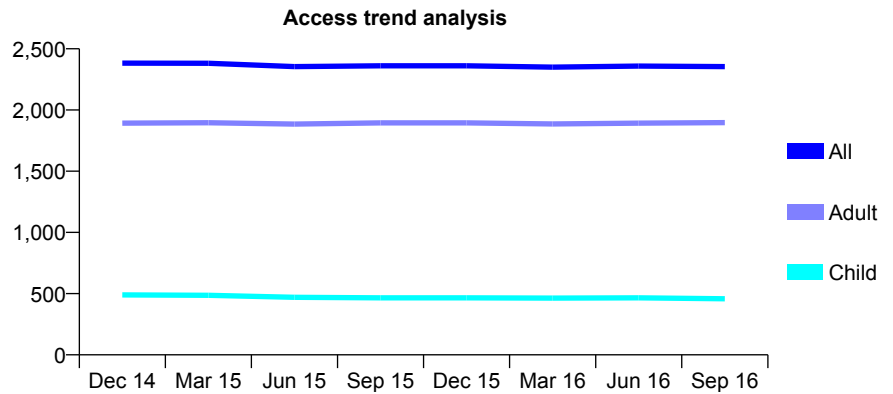
## Q68 - Vital Signs At a Glance Contract Report for 193828/0001 - September 2016

Name or company name	Rottingdean Dental Care
Contract type name	GDS Contract
Purpose of contract	General
Contract start date	01/11/2009
Contract end date	

16/17 Contracted general activity (UDA)	9,000
Carry forward general activity (UDA)	0
16/17 Contracted orthodontic activity (UOA)	0
Carry forward orthodontic activity (UOA)	0
Baseline contract value	£230,109.57

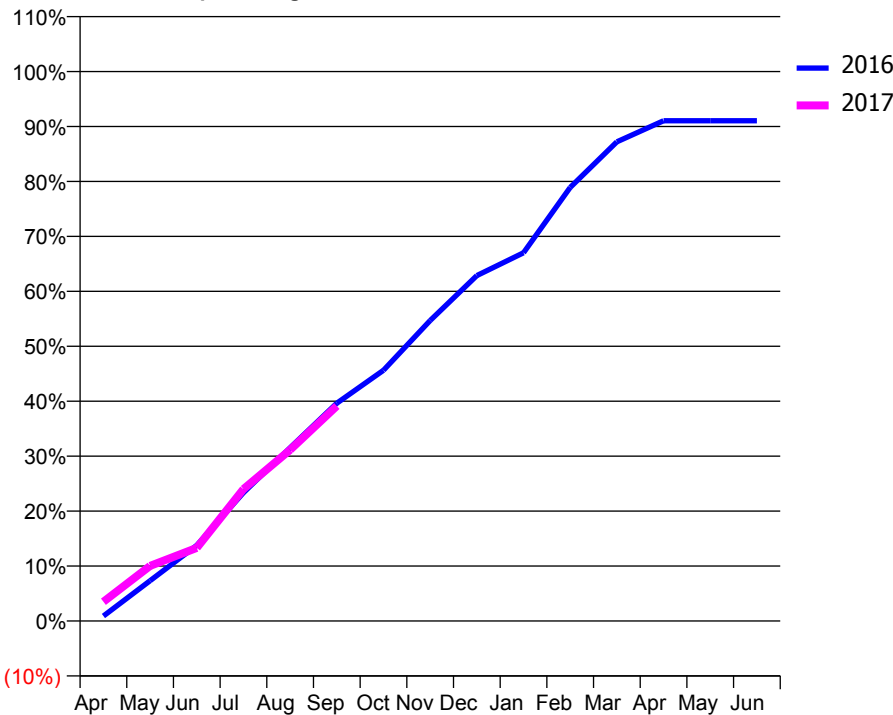
### ACCESS\*

Patients seen in 24 months	Total	Change since previous quarter
Quarter ending September 2015	2,361	
Quarter ending December 2015	2,361	→
Quarter ending March 2016	2,350	→
Quarter ending June 2016	2,359	→
Quarter ending September 2016	2,355	→
<b>Variance since September 2015</b>	<b>(0.3%)</b>	<b>→</b>



### ACTIVITY

Cumulative percentage of contracted UDA delivered 2016 & 2017



Month	Adjusted Scheduled Activity (UDA)	
	2016	2017
April	81	316
May	660	903
June	1,239	1,198
July	2,102	2,161
August	2,837	2,803
September	3,568	3,522
October	4,106	
November	4,923	
December	5,658	
January	6,032	
February	7,102	
March	7,847	
April	8,193	
May	8,193	
June	8,193	

### QUALITY

	Quantity	Base Number	Contract	AT	Region	England
% of FP17s for the same patient ID Re-attending within 3 months - Children	45	436	10.3%	9.8%	11.8%	12.4%
% of FP17s for the same patient ID Re-attending within 3 months - Adults	311	1,733	17.9%	15.8%	16.6%	16.7%
% of FP17s for the same patient ID Re-attending between 3 & 9 months - Children	305	436	70.0%	59.0%	60.2%	57.4%
% of FP17s for the same patient ID Re-attending between 3 & 9 months - Adults	1,166	1,733	67.3%	50.9%	52.0%	50.5%
% of FP17s for Band 1 Urgent Courses	108	2,012	5.4%	9.5%	9.4%	9.1%
% of FP17s Relating to Free Repair or Replacements	53	2,012	2.6%	0.6%	0.7%	0.8%
% of FP17s Relating to Continuations	15	2,012	0.7%	1.1%	1.2%	1.3%
% of Patients satisfied with the dentistry they have received	3	3	N/A	94.8%	93.6%	93.2%
% of Patients satisfied with the time they had to wait for an appointment	3	3	N/A	91.7%	89.1%	89.0%

\* This is based on patients treated on this contract for their most recent course of treatment. Figures in italics indicate the base number of FP17s or Patient Questionnaire responses are less than 100. N/A is shown where the base number of responses is less than 10 during the period. % is calculated as Quantity/Base number\*100

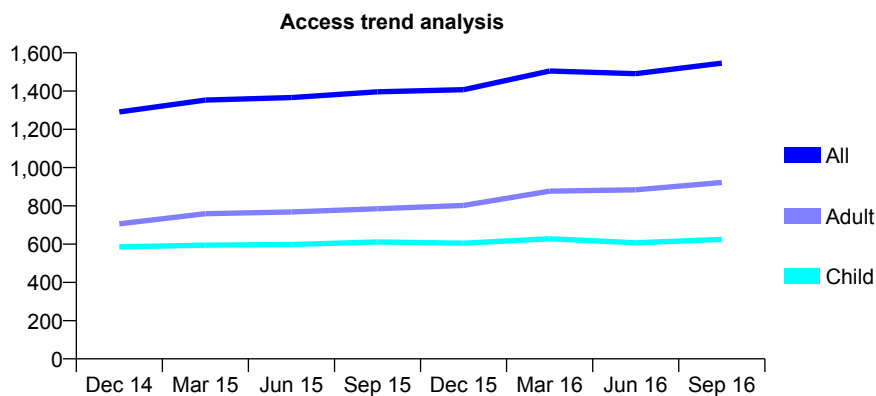
## Q68 - Vital Signs At a Glance Contract Report for 194883/0001 - September 2016

Name or company name	Church Road Dental Care
Contract type name	GDS Contract
Purpose of contract	General
Contract start date	01/04/2013
Contract end date	

16/17 Contracted general activity (UDA)	3,438
Carry forward general activity (UDA)	-69
16/17 Contracted orthodontic activity (UOA)	0
Carry forward orthodontic activity (UOA)	0
Baseline contract value	£82,034.92

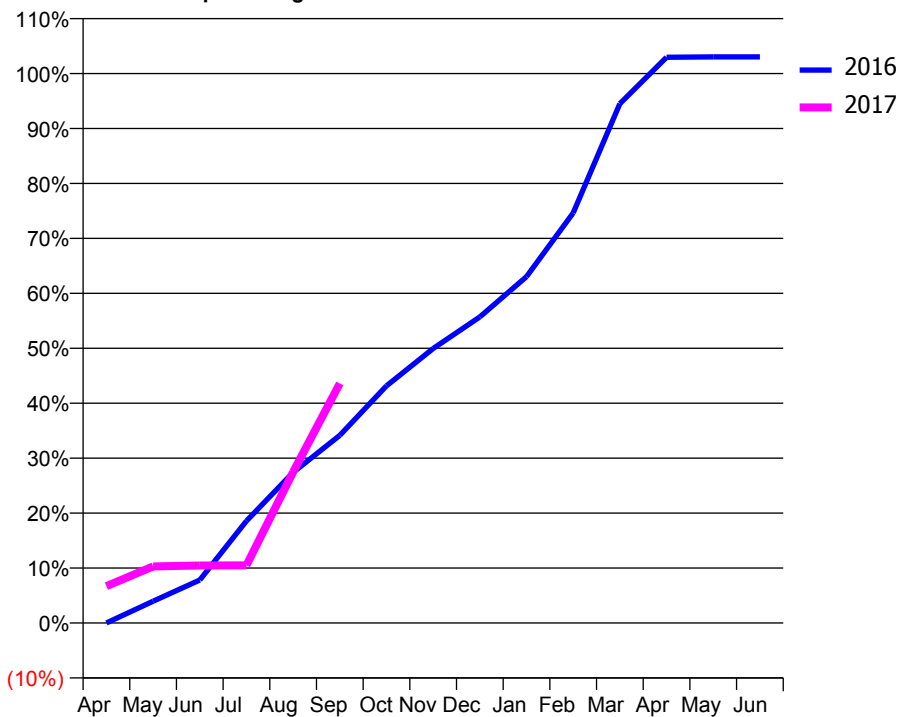
### ACCESS\*

Patients seen in 24 months	Total	Change since previous quarter
Quarter ending September 2015	1,396	
Quarter ending December 2015	1,407	→
Quarter ending March 2016	1,505	↑
Quarter ending June 2016	1,491	→
Quarter ending September 2016	1,546	↑
<b>Variance since September 2015</b>	<b>10.7%</b>	<b>↑</b>



### ACTIVITY

Cumulative percentage of contracted UDA delivered 2016 & 2017



Adjusted Scheduled Activity (UDA)

Month	2016	2017
April	0	231
May	137	354
June	269	360
July	639	361
August	943	945
September	1,175	1,499
October	1,484	
November	1,718	
December	1,915	
January	2,167	
February	2,566	
March	3,249	
April	3,539	
May	3,542	
June	3,542	

### QUALITY

	Quantity	Base Number	Contract	AT	Region	England
% of FP17s for the same patient ID Re-attending within 3 months - Children	10	344	2.9%	9.8%	11.8%	12.4%
% of FP17s for the same patient ID Re-attending within 3 months - Adults	42	430	9.8%	15.8%	16.6%	16.7%
% of FP17s for the same patient ID Re-attending between 3 & 9 months - Children	156	344	45.3%	59.0%	60.2%	57.4%
% of FP17s for the same patient ID Re-attending between 3 & 9 months - Adults	146	430	34.0%	50.9%	52.0%	50.5%
% of FP17s for Band 1 Urgent Courses	30	660	4.5%	9.5%	9.4%	9.1%
% of FP17s Relating to Free Repair or Replacements	2	660	0.3%	0.6%	0.7%	0.8%
% of FP17s Relating to Continuations	3	660	0.5%	1.1%	1.2%	1.3%
% of Patients satisfied with the dentistry they have received	0	0	N/A	94.8%	93.6%	93.2%
% of Patients satisfied with the time they had to wait for an appointment	0	0	N/A	91.7%	89.1%	89.0%

\* This is based on patients treated on this contract for their most recent course of treatment. Figures in italics indicate the base number of FP17s or Patient Questionnaire responses are less than 100. N/A is shown where the base number of responses is less than 10 during the period. % is calculated as Quantity/Base number\*100

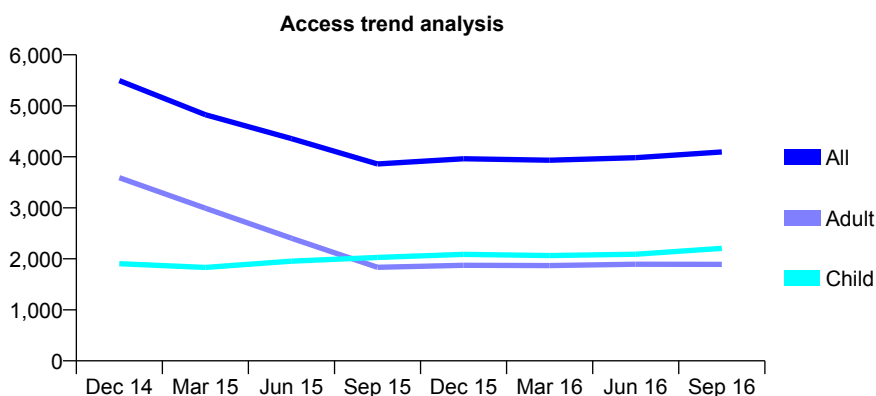
## Q68 - Vital Signs At a Glance Contract Report for 195138/0001 - September 2016

Name or company name	Mr Manish Patel & Mrs Preeti Patel
Contract type name	GDS Contract
Purpose of contract	General
Contract start date	16/01/2012
Contract end date	

16/17 Contracted general activity (UDA)	15,000
Carry forward general activity (UDA)	-26
16/17 Contracted orthodontic activity (UOA)	0
Carry forward orthodontic activity (UOA)	0
Baseline contract value	£402,183.90

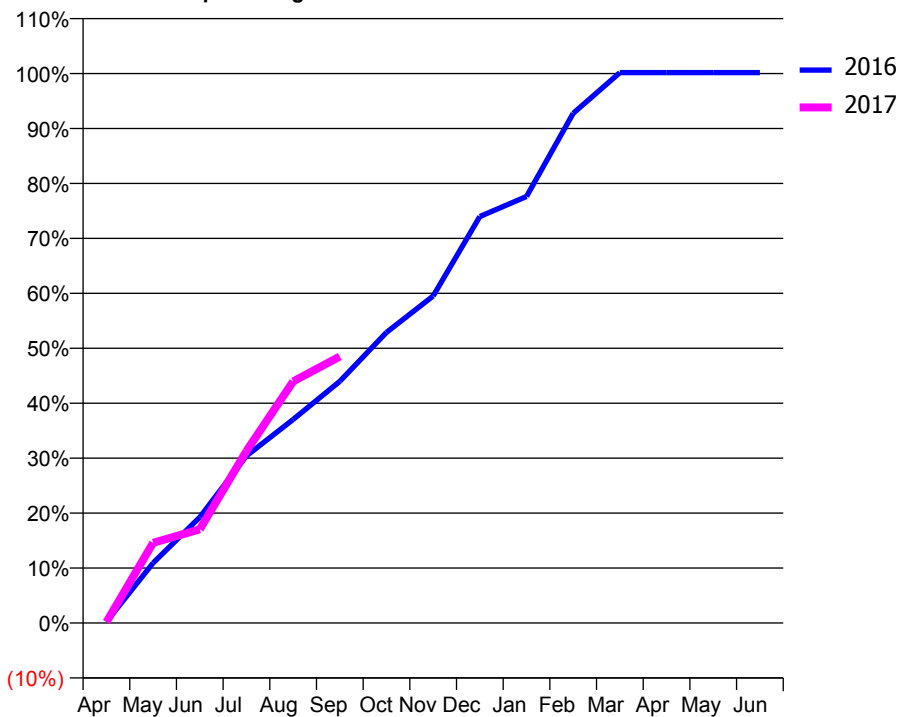
### ACCESS\*

Patients seen in 24 months	Total	Change since previous quarter
Quarter ending September 2015	3,861	
Quarter ending December 2015	3,962	↑
Quarter ending March 2016	3,934	→
Quarter ending June 2016	3,983	→
Quarter ending September 2016	4,095	↑
<b>Variance since September 2015</b>	<b>6.1%</b>	<b>↑</b>



### ACTIVITY

Cumulative percentage of contracted UDA delivered 2016 & 2017



Month	Adjusted Scheduled Activity (UDA)	
	2016	2017
April	35	26
May	1,640	2,190
June	2,888	2,558
July	4,562	4,698
August	5,557	6,595
September	6,596	7,276
October	7,933	
November	8,927	
December	11,095	
January	11,644	
February	13,914	
March	15,024	
April	15,024	
May	15,026	
June	15,026	

### QUALITY

	Quantity	Base Number	Contract	AT	Region	England
% of FP17s for the same patient ID Re-attending within 3 months - Children	93	1,419	6.6%	9.8%	11.8%	12.4%
% of FP17s for the same patient ID Re-attending within 3 months - Adults	91	850	10.7%	15.8%	16.6%	16.7%
% of FP17s for the same patient ID Re-attending between 3 & 9 months - Children	611	1,419	43.1%	59.0%	60.2%	57.4%
% of FP17s for the same patient ID Re-attending between 3 & 9 months - Adults	357	850	42.0%	50.9%	52.0%	50.5%
% of FP17s for Band 1 Urgent Courses	51	2,263	2.3%	9.5%	9.4%	9.1%
% of FP17s Relating to Free Repair or Replacements	0	2,263	0.0%	0.6%	0.7%	0.8%
% of FP17s Relating to Continuations	28	2,263	1.2%	1.1%	1.2%	1.3%
% of Patients satisfied with the dentistry they have received	6	7	N/A	94.8%	93.6%	93.2%
% of Patients satisfied with the time they had to wait for an appointment	7	7	N/A	91.7%	89.1%	89.0%

\* This is based on patients treated on this contract for their most recent course of treatment. Figures in italics indicate the base number of FP17s or Patient Questionnaire responses are less than 100. N/A is shown where the base number of responses is less than 10 during the period. % is calculated as Quantity/Base number\*100

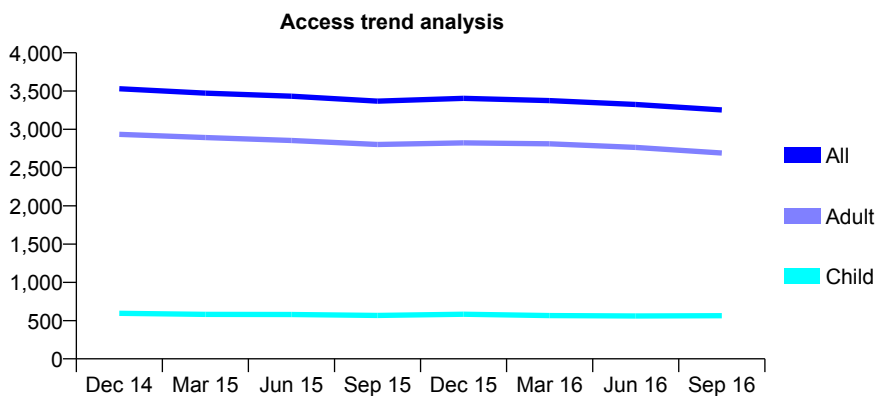
## Q68 - Vital Signs At a Glance Contract Report for 195553/0001 - September 2016

Name or company name	Dr Satnam Louis Limited
Contract type name	GDS Contract
Purpose of contract	General
Contract start date	01/04/2010
Contract end date	

16/17 Contracted general activity (UDA)	11,000
Carry forward general activity (UDA)	54
16/17 Contracted orthodontic activity (UOA)	0
Carry forward orthodontic activity (UOA)	0
Baseline contract value	£337,385.85

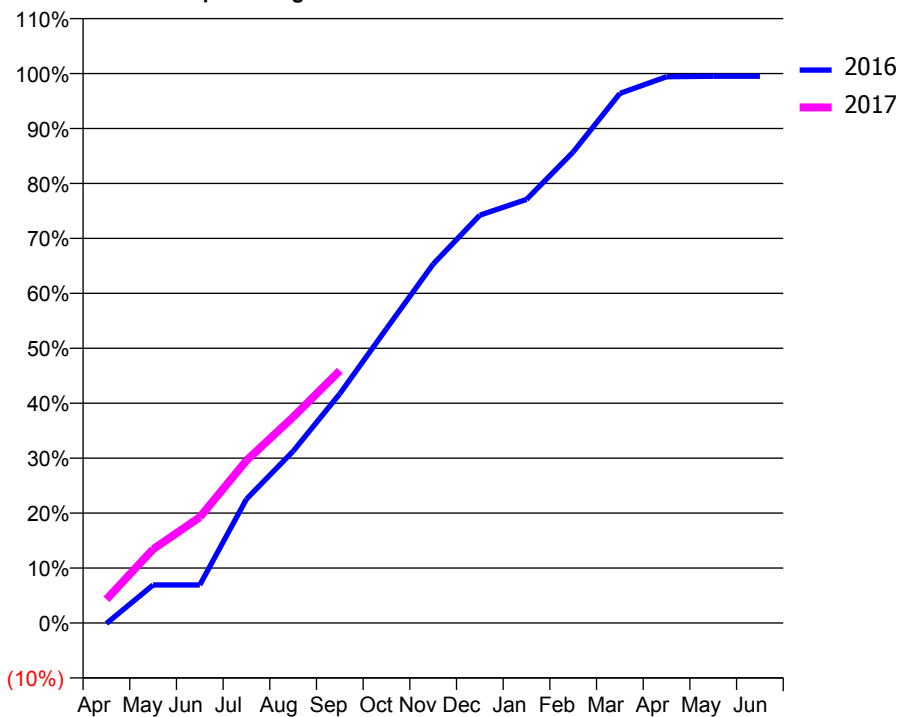
### ACCESS\*

Patients seen in 24 months	Total	Change since previous quarter
Quarter ending September 2015	3,368	
Quarter ending December 2015	3,405	→
Quarter ending March 2016	3,376	→
Quarter ending June 2016	3,324	↓
Quarter ending September 2016	3,253	↓
<b>Variance since September 2015</b>	<b>(3.4%)</b>	<b>↓</b>



### ACTIVITY

Cumulative percentage of contracted UDA delivered 2016 & 2017



Adjusted Scheduled Activity (UDA)

Month	2016	2017
April	-12	473
May	763	1,477
June	763	2,118
July	2,480	3,253
August	3,440	4,122
September	4,590	5,051
October	5,893	
November	7,185	
December	8,165	
January	8,478	
February	9,430	
March	10,603	
April	10,935	
May	10,946	
June	10,946	

### QUALITY

	Quantity	Base Number	Contract	AT	Region	England
% of FP17s for the same patient ID Re-attending within 3 months - Children	38	394	9.6%	9.8%	11.8%	12.4%
% of FP17s for the same patient ID Re-attending within 3 months - Adults	315	2,036	15.5%	15.8%	16.6%	16.7%
% of FP17s for the same patient ID Re-attending between 3 & 9 months - Children	191	394	48.5%	59.0%	60.2%	57.4%
% of FP17s for the same patient ID Re-attending between 3 & 9 months - Adults	1,118	2,036	54.9%	50.9%	52.0%	50.5%
% of FP17s for Band 1 Urgent Courses	195	2,287	8.5%	9.5%	9.4%	9.1%
% of FP17s Relating to Free Repair or Replacements	10	2,287	0.4%	0.6%	0.7%	0.8%
% of FP17s Relating to Continuations	43	2,287	1.9%	1.1%	1.2%	1.3%
% of Patients satisfied with the dentistry they have received	2	2	N/A	94.8%	93.6%	93.2%
% of Patients satisfied with the time they had to wait for an appointment	2	2	N/A	91.7%	89.1%	89.0%

\* This is based on patients treated on this contract for their most recent course of treatment. Figures in italics indicate the base number of FP17s or Patient Questionnaire responses are less than 100. N/A is shown where the base number of responses is less than 10 during the period. % is calculated as Quantity/Base number\*100



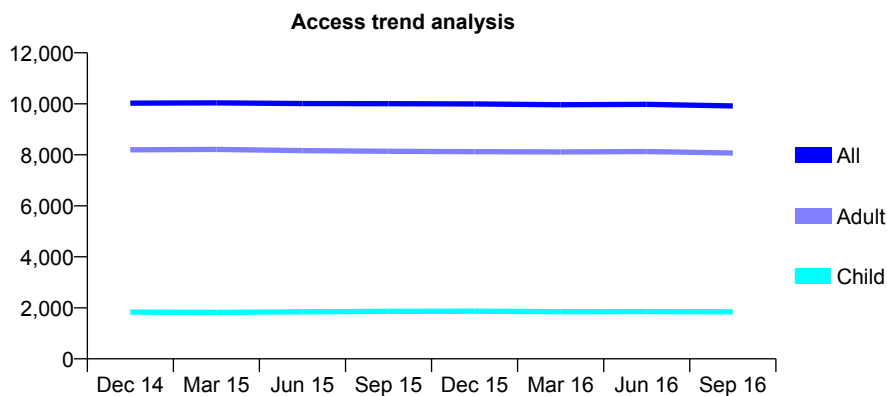
## Q68 - Vital Signs At a Glance Contract Report for 197440/0001 - September 2016

Name or company name	Hinal Patel and Shivali Patel
Contract type name	GDS Contract
Purpose of contract	General
Contract start date	01/10/2010
Contract end date	

16/17 Contracted general activity (UDA)	29,449
Carry forward general activity (UDA)	0
16/17 Contracted orthodontic activity (UOA)	0
Carry forward orthodontic activity (UOA)	0
Baseline contract value	£662,906.39

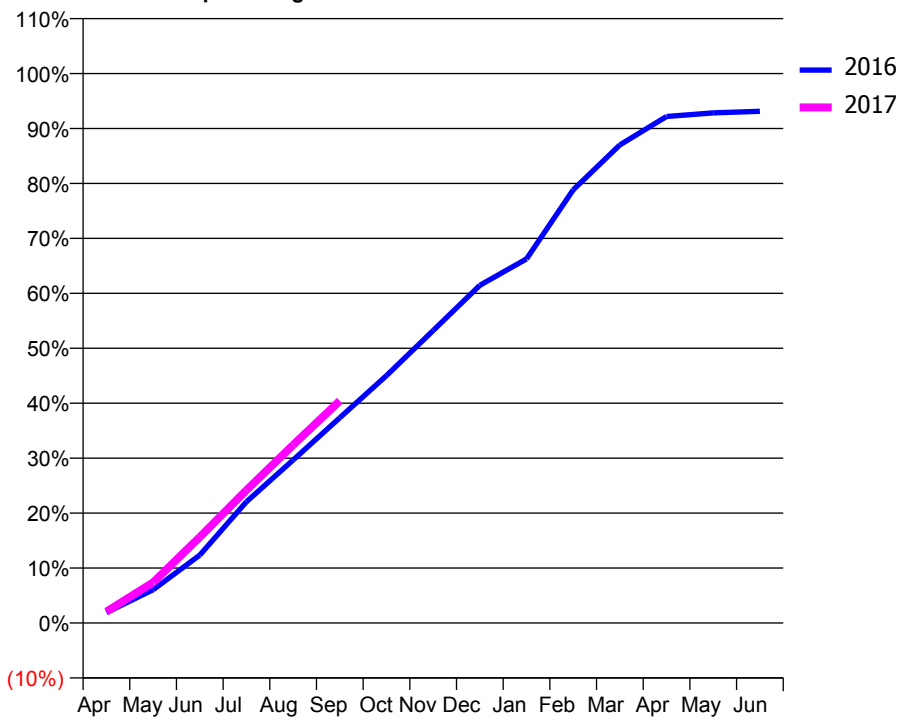
### ACCESS\*

Patients seen in 24 months	Total	Change since previous quarter
Quarter ending September 2015	10,004	
Quarter ending December 2015	9,994	→
Quarter ending March 2016	9,963	→
Quarter ending June 2016	9,979	→
Quarter ending September 2016	9,914	→
<b>Variance since September 2015</b>	<b>(0.9%)</b>	→



### ACTIVITY

**Cumulative percentage of contracted UDA delivered 2016 & 2017**



Month	Adjusted Scheduled Activity (UDA)	
	2016	2017
April	560	608
May	1,785	2,174
June	3,638	4,607
July	6,499	7,125
August	8,739	9,545
September	11,001	11,912
October	13,259	
November	15,678	
December	18,096	
January	19,513	
February	23,215	
March	25,621	
April	27,145	
May	27,341	
June	27,421	

### QUALITY

	Quantity	Base Number	Contract	AT	Region	England
% of FP17s for the same patient ID Re-attending within 3 months - Children	109	1,524	7.2%	9.8%	11.8%	12.4%
% of FP17s for the same patient ID Re-attending within 3 months - Adults	883	6,081	14.5%	15.8%	16.6%	16.7%
% of FP17s for the same patient ID Re-attending between 3 & 9 months - Children	1,012	1,524	66.4%	59.0%	60.2%	57.4%
% of FP17s for the same patient ID Re-attending between 3 & 9 months - Adults	3,711	6,081	61.0%	50.9%	52.0%	50.5%
% of FP17s for Band 1 Urgent Courses	387	6,850	5.6%	9.5%	9.4%	9.1%
% of FP17s Relating to Free Repair or Replacements	37	6,850	0.5%	0.6%	0.7%	0.8%
% of FP17s Relating to Continuations	227	6,850	3.3%	1.1%	1.2%	1.3%
% of Patients satisfied with the dentistry they have received	23	23	100.0%	94.8%	93.6%	93.2%
% of Patients satisfied with the time they had to wait for an appointment	21	23	91.3%	91.7%	89.1%	89.0%

\* This is based on patients treated on this contract for their most recent course of treatment. Figures in italics indicate the base number of FP17s or Patient Questionnaire responses are less than 100. N/A is shown where the base number of responses is less than 10 during the period. % is calculated as Quantity/Base number\*100

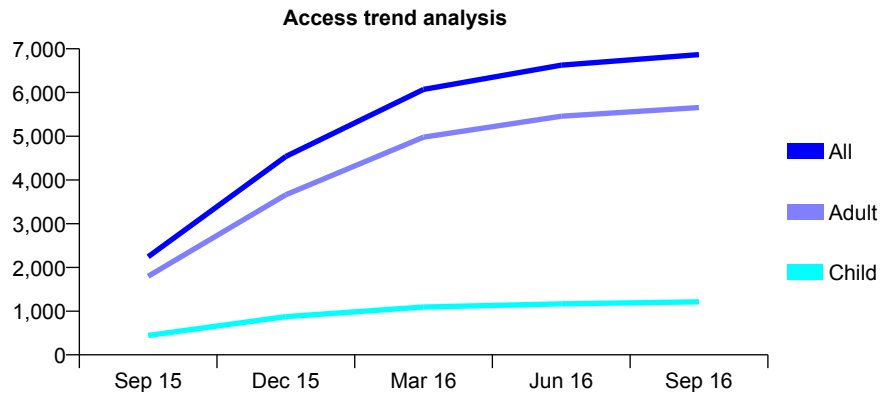
## Q68 - Vital Signs At a Glance Contract Report for 198374/0001 - September 2016

Name or company name	The Brassey Avenue Dental Practice Partn
Contract type name	GDS Contract
Purpose of contract	General
Contract start date	01/07/2015
Contract end date	

16/17 Contracted general activity (UDA)	18,773
Carry forward general activity (UDA)	48
16/17 Contracted orthodontic activity (UOA)	0
Carry forward orthodontic activity (UOA)	0
Baseline contract value	£419,500.39

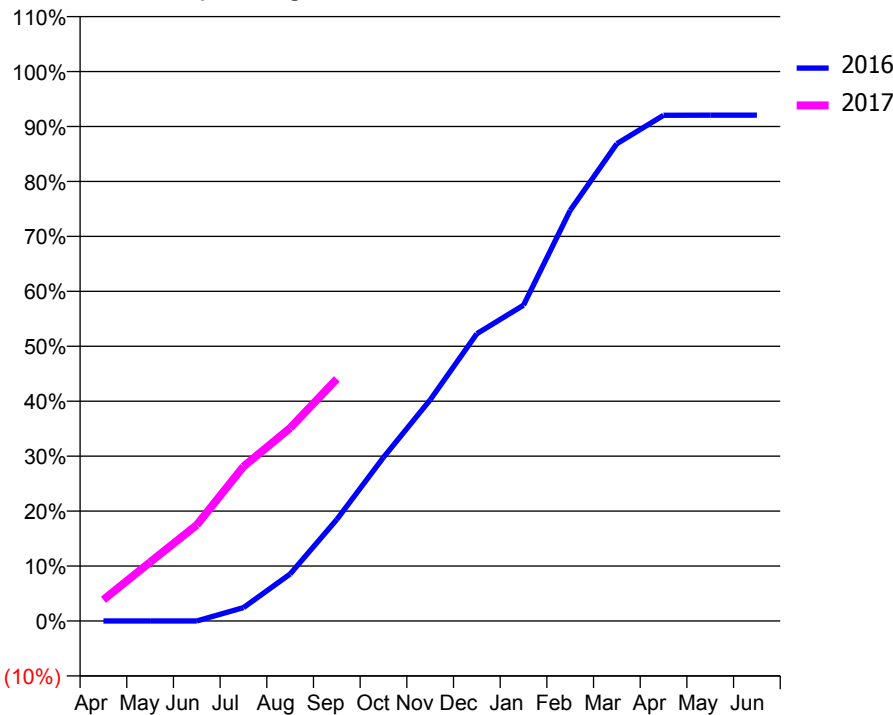
### ACCESS\*

Patients seen in 24 months	Total	Change since previous quarter
Quarter ending September 2015	2,242	
Quarter ending December 2015	4,536	↑
Quarter ending March 2016	6,071	↑
Quarter ending June 2016	6,626	↑
Quarter ending September 2016	6,867	↑
<b>Variance since September 2015</b>	<b>206.3%</b>	<b>↑</b>



### ACTIVITY

Cumulative percentage of contracted UDA delivered 2016 & 2017



Month	Adjusted Scheduled Activity (UDA)	
	2016	2017
April	0	727
May	0	2,010
June	0	3,280
July	344	5,276
August	1,205	6,594
September	2,602	8,272
October	4,196	
November	5,667	
December	7,362	
January	8,093	
February	10,522	
March	12,230	
April	12,959	
May	12,962	
June	12,961	

### QUALITY

	Quantity	Base Number	Contract	AT	Region	England
% of FP17s for the same patient ID Re-attending within 3 months - Children	52	955	5.4%	9.8%	11.8%	12.4%
% of FP17s for the same patient ID Re-attending within 3 months - Adults	495	4,349	11.4%	15.8%	16.6%	16.7%
% of FP17s for the same patient ID Re-attending between 3 & 9 months - Children	584	955	61.2%	59.0%	60.2%	57.4%
% of FP17s for the same patient ID Re-attending between 3 & 9 months - Adults	2,112	4,349	48.6%	50.9%	52.0%	50.5%
% of FP17s for Band 1 Urgent Courses	359	4,923	7.3%	9.5%	9.4%	9.1%
% of FP17s Relating to Free Repair or Replacements	26	4,923	0.5%	0.6%	0.7%	0.8%
% of FP17s Relating to Continuations	75	4,923	1.5%	1.1%	1.2%	1.3%
% of Patients satisfied with the dentistry they have received	7	7	N/A	94.8%	93.6%	93.2%
% of Patients satisfied with the time they had to wait for an appointment	6	7	N/A	91.7%	89.1%	89.0%

\* This is based on patients treated on this contract for their most recent course of treatment. Figures in italics indicate the base number of FP17s or Patient Questionnaire responses are less than 100. N/A is shown where the base number of responses is less than 10 during the period. % is calculated as Quantity/Base number\*100

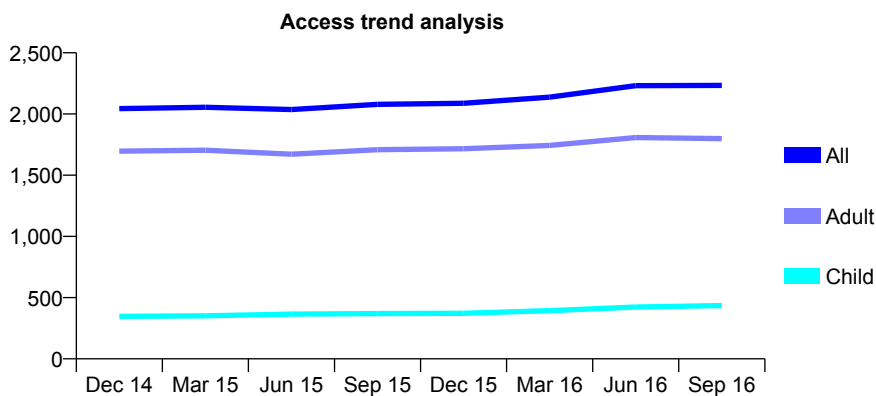
## Q68 - Vital Signs At a Glance Contract Report for 198420/0001 - September 2016

Name or company name	Eaton Road Dental Practice Ltd
Contract type name	GDS Contract
Purpose of contract	General
Contract start date	01/10/2007
Contract end date	

16/17 Contracted general activity (UDA)	4,243
Carry forward general activity (UDA)	-32
16/17 Contracted orthodontic activity (UOA)	0
Carry forward orthodontic activity (UOA)	0
Baseline contract value	£133,241.89

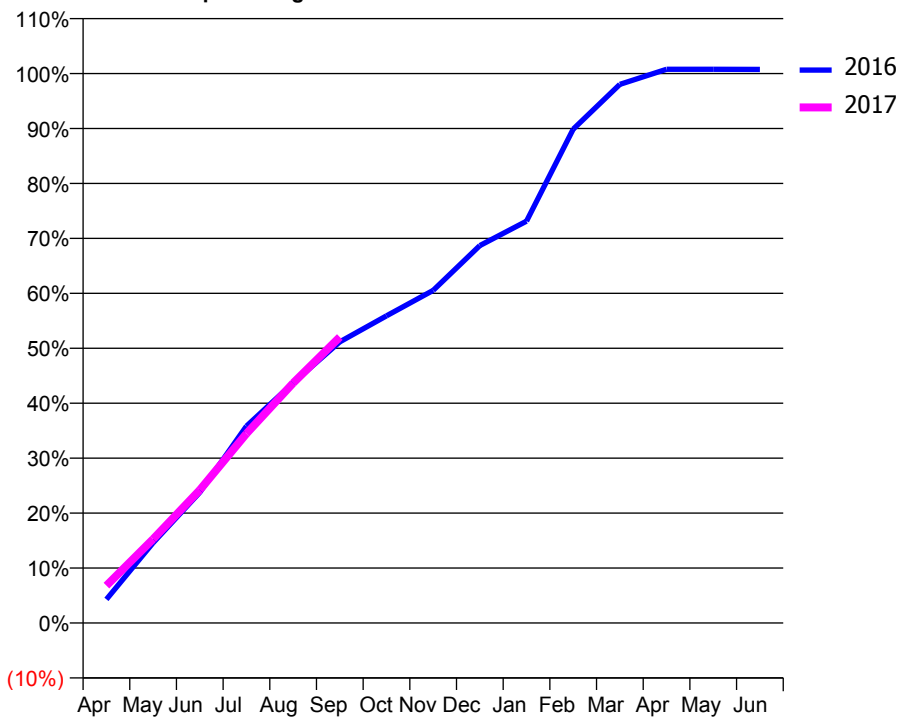
### ACCESS\*

Patients seen in 24 months	Total	Change since previous quarter
Quarter ending September 2015	2,079	
Quarter ending December 2015	2,088	→
Quarter ending March 2016	2,138	↑
Quarter ending June 2016	2,231	↑
Quarter ending September 2016	2,234	→
<b>Variance since September 2015</b>	<b>7.5%</b>	<b>↑</b>



### ACTIVITY

Cumulative percentage of contracted UDA delivered 2016 & 2017



Month	Adjusted Scheduled Activity (UDA)	
	2016	2017
April	182	289
May	619	648
June	1,009	1,027
July	1,520	1,463
August	1,854	1,853
September	2,171	2,208
October	2,372	
November	2,569	
December	2,915	
January	3,103	
February	3,813	
March	4,160	
April	4,276	
May	4,276	
June	4,275	

### QUALITY

	Quantity	Base Number	Contract	AT	Region	England
% of FP17s for the same patient ID Re-attending within 3 months - Children	1	229	0.4%	9.8%	11.8%	12.4%
% of FP17s for the same patient ID Re-attending within 3 months - Adults	20	901	2.2%	15.8%	16.6%	16.7%
% of FP17s for the same patient ID Re-attending between 3 & 9 months - Children	33	229	14.4%	59.0%	60.2%	57.4%
% of FP17s for the same patient ID Re-attending between 3 & 9 months - Adults	167	901	18.5%	50.9%	52.0%	50.5%
% of FP17s for Band 1 Urgent Courses	28	1,086	2.6%	9.5%	9.4%	9.1%
% of FP17s Relating to Free Repair or Replacements	0	1,086	0.0%	0.6%	0.7%	0.8%
% of FP17s Relating to Continuations	0	1,086	0.0%	1.1%	1.2%	1.3%
% of Patients satisfied with the dentistry they have received	1	1	N/A	94.8%	93.6%	93.2%
% of Patients satisfied with the time they had to wait for an appointment	1	1	N/A	91.7%	89.1%	89.0%

\* This is based on patients treated on this contract for their most recent course of treatment. Figures in italics indicate the base number of FP17s or Patient Questionnaire responses are less than 100. N/A is shown where the base number of responses is less than 10 during the period. % is calculated as Quantity/Base number\*100

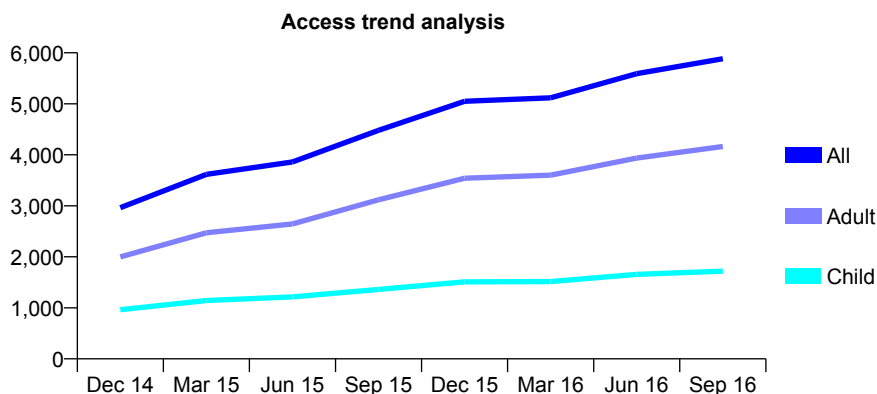
## Q68 - Vital Signs At a Glance Contract Report for 198684/0002 - September 2016

Name or company name	Mr Michael Frank Lee and Mr Bahader Sing
Contract type name	GDS Contract
Purpose of contract	General
Contract start date	01/05/2014
Contract end date	

16/17 Contracted general activity (UDA)	16,283
Carry forward general activity (UDA)	0
16/17 Contracted orthodontic activity (UOA)	0
Carry forward orthodontic activity (UOA)	0
Baseline contract value	£422,732.39

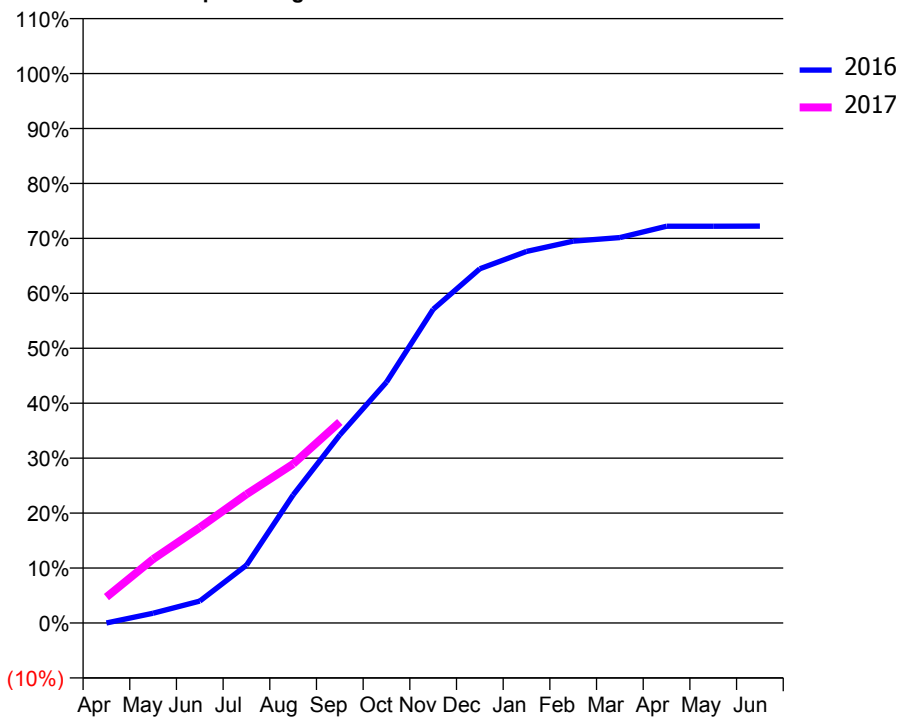
### ACCESS\*

Patients seen in 24 months	Total	Change since previous quarter
Quarter ending September 2015	4,479	
Quarter ending December 2015	5,050	↑
Quarter ending March 2016	5,117	→
Quarter ending June 2016	5,591	↑
Quarter ending September 2016	5,884	↑
<b>Variance since September 2015</b>	<b>31.4%</b>	<b>↑</b>



### ACTIVITY

Cumulative percentage of contracted UDA delivered 2016 & 2017



Adjusted Scheduled Activity (UDA)

Month	2016	2017
April	0	768
May	145	1,896
June	325	2,833
July	856	3,817
August	1,898	4,713
September	2,786	5,957
October	3,569	
November	4,648	
December	5,248	
January	5,506	
February	5,658	
March	5,710	
April	5,879	
May	5,879	
June	5,881	

### QUALITY

	Quantity	Base Number	Contract	AT	Region	England
% of FP17s for the same patient ID Re-attending within 3 months - Children	114	1,545	7.4%	9.8%	11.8%	12.4%
% of FP17s for the same patient ID Re-attending within 3 months - Adults	308	3,117	9.9%	15.8%	16.6%	16.7%
% of FP17s for the same patient ID Re-attending between 3 & 9 months - Children	784	1,545	50.7%	59.0%	60.2%	57.4%
% of FP17s for the same patient ID Re-attending between 3 & 9 months - Adults	1,139	3,117	36.5%	50.9%	52.0%	50.5%
% of FP17s for Band 1 Urgent Courses	403	4,018	10.0%	9.5%	9.4%	9.1%
% of FP17s Relating to Free Repair or Replacements	11	4,018	0.3%	0.6%	0.7%	0.8%
% of FP17s Relating to Continuations	9	4,018	0.2%	1.1%	1.2%	1.3%
% of Patients satisfied with the dentistry they have received	2	2	N/A	94.8%	93.6%	93.2%
% of Patients satisfied with the time they had to wait for an appointment	1	2	N/A	91.7%	89.1%	89.0%

\* This is based on patients treated on this contract for their most recent course of treatment. Figures in italics indicate the base number of FP17s or Patient Questionnaire responses are less than 100. N/A is shown where the base number of responses is less than 10 during the period. % is calculated as Quantity/Base number\*100

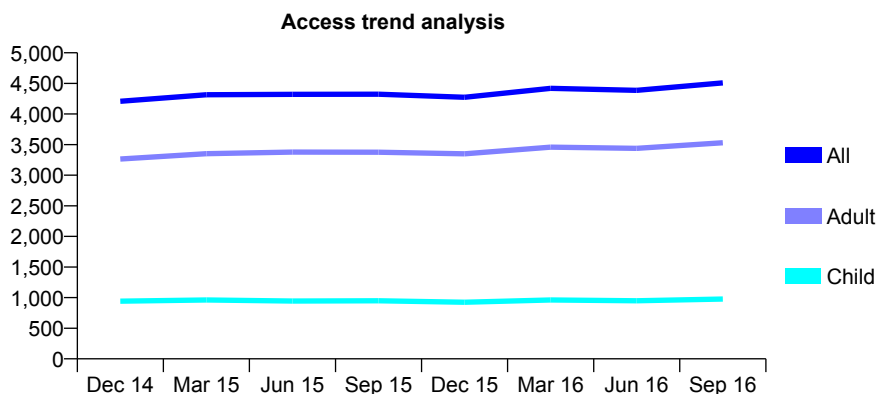
## Q68 - Vital Signs At a Glance Contract Report for 199028/0001 - September 2016

Name or company name	HARTLEY DENTAL LIMITED
Contract type name	GDS Contract
Purpose of contract	General
Contract start date	01/09/2008
Contract end date	

16/17 Contracted general activity (UDA)	16,250
Carry forward general activity (UDA)	55
16/17 Contracted orthodontic activity (UOA)	0
Carry forward orthodontic activity (UOA)	0
Baseline contract value	£372,003.49

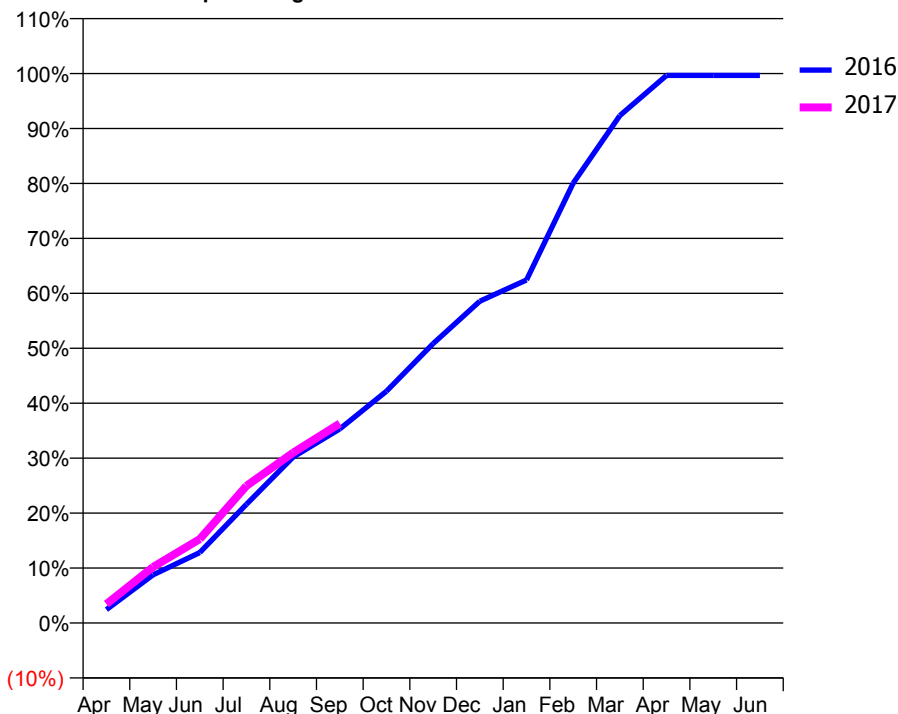
### ACCESS\*

Patients seen in 24 months	Total	Change since previous quarter
Quarter ending September 2015	4,323	
Quarter ending December 2015	4,274	↓
Quarter ending March 2016	4,420	↑
Quarter ending June 2016	4,386	→
Quarter ending September 2016	4,508	↑
<b>Variance since September 2015</b>	<b>4.3%</b>	<b>↑</b>



### ACTIVITY

Cumulative percentage of contracted UDA delivered 2016 & 2017



Month	Adjusted Scheduled Activity (UDA)	
	2016	2017
April	397	560
May	1,424	1,658
June	2,084	2,484
July	3,511	4,055
August	4,907	5,038
September	5,738	5,900
October	6,857	
November	8,262	
December	9,517	
January	10,145	
February	13,009	
March	15,006	
April	16,193	
May	16,195	
June	16,195	

### QUALITY

	Quantity	Base Number	Contract	AT	Region	England
% of FP17s for the same patient ID Re-attending within 3 months - Children	48	656	7.3%	9.8%	11.8%	12.4%
% of FP17s for the same patient ID Re-attending within 3 months - Adults	313	2,268	13.8%	15.8%	16.6%	16.7%
% of FP17s for the same patient ID Re-attending between 3 & 9 months - Children	361	656	55.0%	59.0%	60.2%	57.4%
% of FP17s for the same patient ID Re-attending between 3 & 9 months - Adults	1,272	2,268	56.1%	50.9%	52.0%	50.5%
% of FP17s for Band 1 Urgent Courses	179	2,588	6.9%	9.5%	9.4%	9.1%
% of FP17s Relating to Free Repair or Replacements	24	2,588	0.9%	0.6%	0.7%	0.8%
% of FP17s Relating to Continuations	23	2,588	0.9%	1.1%	1.2%	1.3%
% of Patients satisfied with the dentistry they have received	1	2	N/A	94.8%	93.6%	93.2%
% of Patients satisfied with the time they had to wait for an appointment	1	2	N/A	91.7%	89.1%	89.0%

\* This is based on patients treated on this contract for their most recent course of treatment. Figures in italics indicate the base number of FP17s or Patient Questionnaire responses are less than 100. N/A is shown where the base number of responses is less than 10 during the period. % is calculated as Quantity/Base number\*100

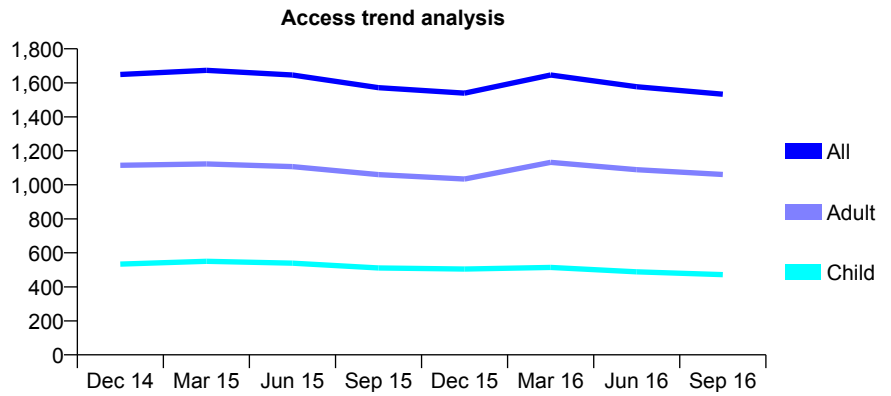
## Q68 - Vital Signs At a Glance Contract Report for 199370/0001 - September 2016

Name or company name	Pittham Dental Ltd
Contract type name	GDS Contract
Purpose of contract	General
Contract start date	01/09/2007
Contract end date	

16/17 Contracted general activity (UDA)	4,800
Carry forward general activity (UDA)	0
16/17 Contracted orthodontic activity (UOA)	0
Carry forward orthodontic activity (UOA)	0
Baseline contract value	£103,175.74

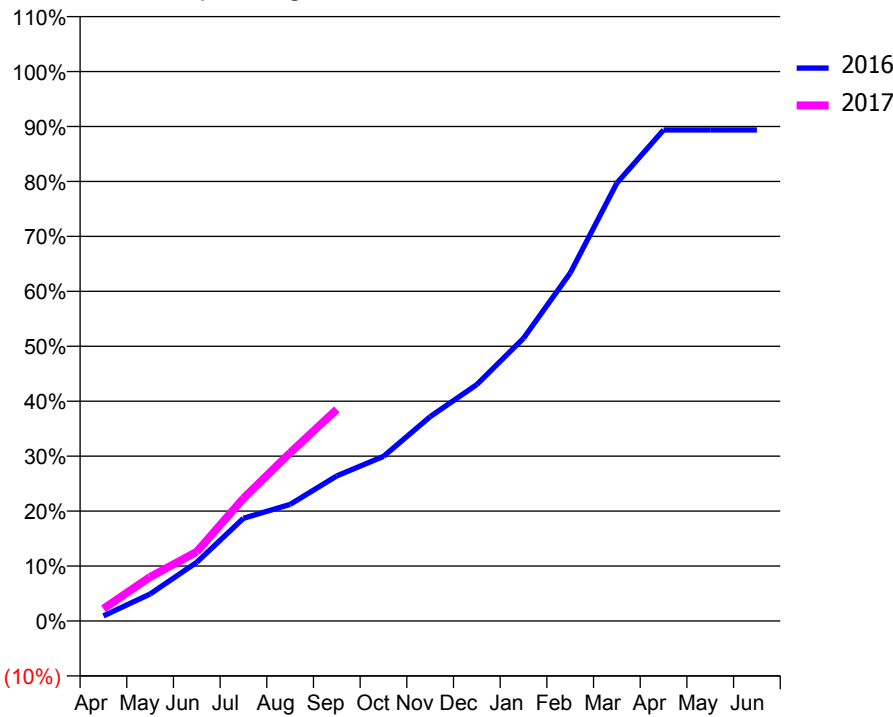
### ACCESS\*

Patients seen in 24 months	Total	Change since previous quarter
Quarter ending September 2015	1,571	
Quarter ending December 2015	1,539	↓
Quarter ending March 2016	1,646	↑
Quarter ending June 2016	1,577	↓
Quarter ending September 2016	1,533	↓
<b>Variance since September 2015</b>	<b>(2.4%)</b>	<b>↓</b>



### ACTIVITY

Cumulative percentage of contracted UDA delivered 2016 & 2017



Month	Adjusted Scheduled Activity (UDA)	
	2016	2017
April	44	108
May	236	385
June	513	605
July	898	1,073
August	1,019	1,469
September	1,268	1,849
October	1,438	
November	1,785	
December	2,065	
January	2,470	
February	3,039	
March	3,826	
April	4,290	
May	4,290	
June	4,290	

### QUALITY

	Quantity	Base Number	Contract	AT	Region	England
% of FP17s for the same patient ID Re-attending within 3 months - Children	36	363	9.9%	9.8%	11.8%	12.4%
% of FP17s for the same patient ID Re-attending within 3 months - Adults	104	755	13.8%	15.8%	16.6%	16.7%
% of FP17s for the same patient ID Re-attending between 3 & 9 months - Children	235	363	64.7%	59.0%	60.2%	57.4%
% of FP17s for the same patient ID Re-attending between 3 & 9 months - Adults	423	755	56.0%	50.9%	52.0%	50.5%
% of FP17s for Band 1 Urgent Courses	73	982	7.4%	9.5%	9.4%	9.1%
% of FP17s Relating to Free Repair or Replacements	4	982	0.4%	0.6%	0.7%	0.8%
% of FP17s Relating to Continuations	8	982	0.8%	1.1%	1.2%	1.3%
% of Patients satisfied with the dentistry they have received	1	2	N/A	94.8%	93.6%	93.2%
% of Patients satisfied with the time they had to wait for an appointment	2	2	N/A	91.7%	89.1%	89.0%

\* This is based on patients treated on this contract for their most recent course of treatment. Figures in italics indicate the base number of FP17s or Patient Questionnaire responses are less than 100. N/A is shown where the base number of responses is less than 10 during the period. % is calculated as Quantity/Base number\*100

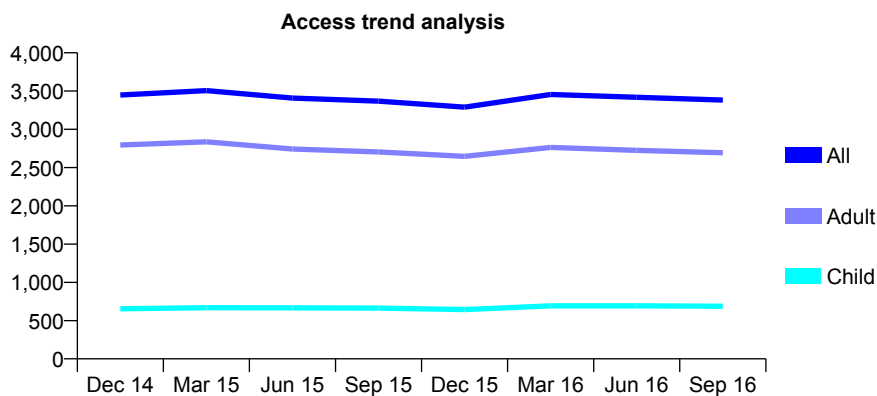
## Q68 - Vital Signs At a Glance Contract Report for 199389/0001 - September 2016

Name or company name	Pure Dental Surgery Limited
Contract type name	GDS Contract
Purpose of contract	General
Contract start date	01/05/2012
Contract end date	

16/17 Contracted general activity (UDA)	11,066
Carry forward general activity (UDA)	-199
16/17 Contracted orthodontic activity (UOA)	0
Carry forward orthodontic activity (UOA)	0
Baseline contract value	£255,605.53

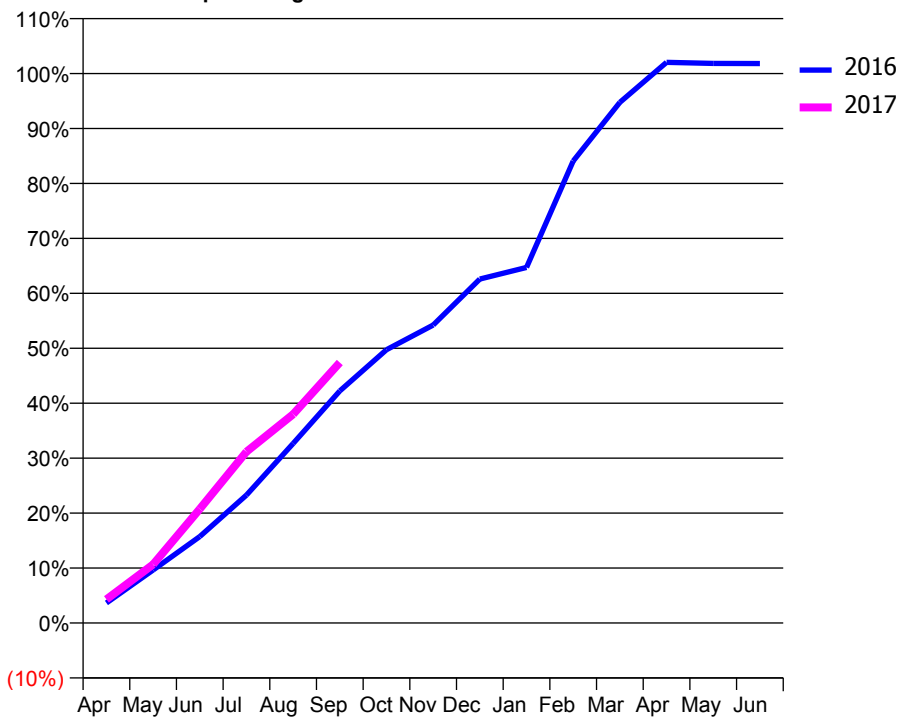
### ACCESS\*

Patients seen in 24 months	Total	Change since previous quarter
Quarter ending September 2015	3,368	
Quarter ending December 2015	3,290	↓
Quarter ending March 2016	3,456	↑
Quarter ending June 2016	3,418	↓
Quarter ending September 2016	3,382	↓
<b>Variance since September 2015</b>	<b>0.4%</b>	→



### ACTIVITY

Cumulative percentage of contracted UDA delivered 2016 & 2017



Month	Adjusted Scheduled Activity (UDA)	
	2016	2017
April	405	477
May	1,068	1,180
June	1,740	2,297
July	2,578	3,450
August	3,616	4,203
September	4,673	5,246
October	5,503	
November	6,001	
December	6,927	
January	7,161	
February	9,302	
March	10,485	
April	11,290	
May	11,269	
June	11,265	

### QUALITY

	Quantity	Base Number	Contract	AT	Region	England
% of FP17s for the same patient ID Re-attending within 3 months - Children	58	593	9.8%	9.8%	11.8%	12.4%
% of FP17s for the same patient ID Re-attending within 3 months - Adults	418	2,185	19.1%	15.8%	16.6%	16.7%
% of FP17s for the same patient ID Re-attending between 3 & 9 months - Children	354	593	59.7%	59.0%	60.2%	57.4%
% of FP17s for the same patient ID Re-attending between 3 & 9 months - Adults	1,320	2,185	60.4%	50.9%	52.0%	50.5%
% of FP17s for Band 1 Urgent Courses	165	2,440	6.8%	9.5%	9.4%	9.1%
% of FP17s Relating to Free Repair or Replacements	4	2,440	0.2%	0.6%	0.7%	0.8%
% of FP17s Relating to Continuations	0	2,440	0.0%	1.1%	1.2%	1.3%
% of Patients satisfied with the dentistry they have received	12	12	100.0%	94.8%	93.6%	93.2%
% of Patients satisfied with the time they had to wait for an appointment	11	12	91.7%	91.7%	89.1%	89.0%

\* This is based on patients treated on this contract for their most recent course of treatment. Figures in italics indicate the base number of FP17s or Patient Questionnaire responses are less than 100. N/A is shown where the base number of responses is less than 10 during the period. % is calculated as Quantity/Base number\*100



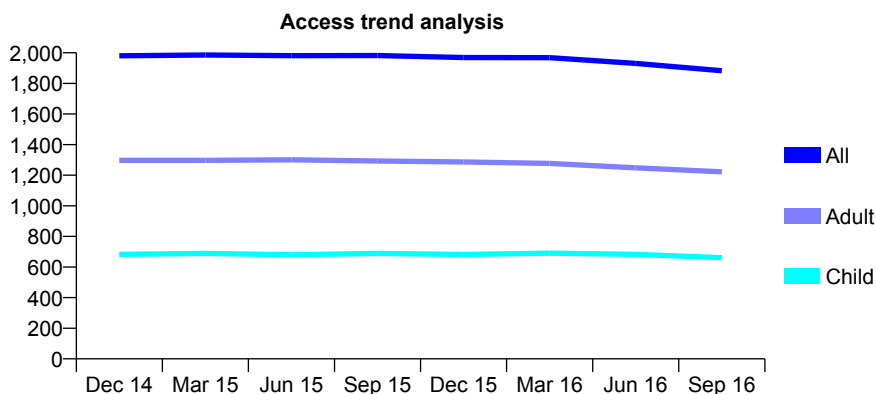
## Q68 - Vital Signs At a Glance Contract Report for 199516/0001 - September 2016

Name or company name	Pamela Noon and Shernaz Wadia
Contract type name	GDS Contract
Purpose of contract	General
Contract start date	01/03/2012
Contract end date	

16/17 Contracted general activity (UDA)	6,100
Carry forward general activity (UDA)	11
16/17 Contracted orthodontic activity (UOA)	0
Carry forward orthodontic activity (UOA)	0
Baseline contract value	£169,872.90

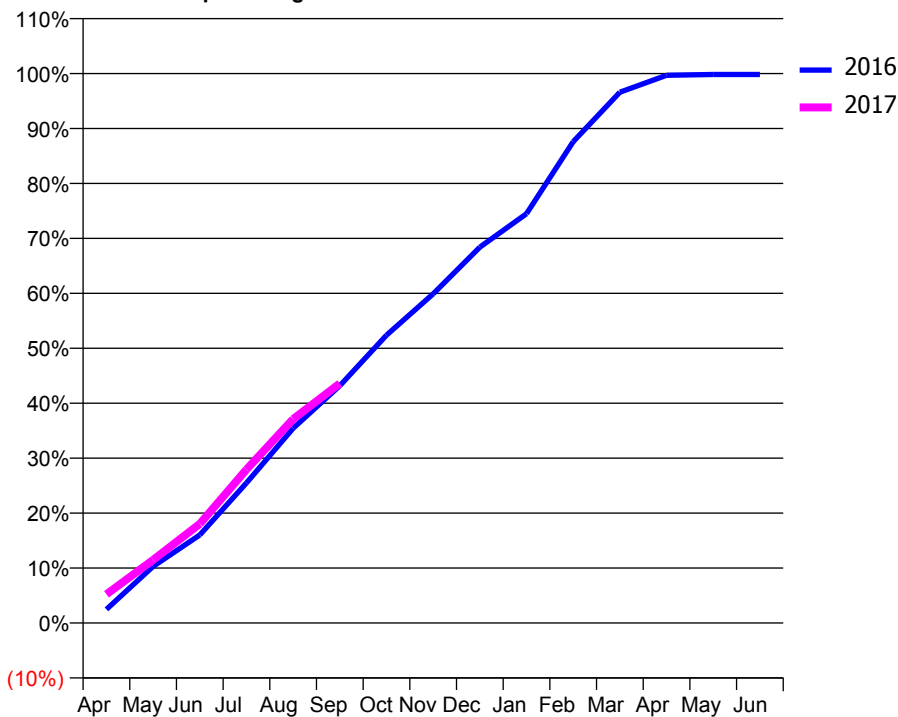
### ACCESS\*

Patients seen in 24 months	Total	Change since previous quarter
Quarter ending September 2015	1,982	
Quarter ending December 2015	1,969	→
Quarter ending March 2016	1,968	→
Quarter ending June 2016	1,931	↓
Quarter ending September 2016	1,883	↓
<b>Variance since September 2015</b>	<b>(5.0%)</b>	<b>↓</b>



### ACTIVITY

Cumulative percentage of contracted UDA delivered 2016 & 2017



Month	Adjusted Scheduled Activity (UDA)	
	2016	2017
April	151	318
May	628	700
June	978	1,100
July	1,555	1,705
August	2,162	2,264
September	2,635	2,659
October	3,195	
November	3,654	
December	4,173	
January	4,543	
February	5,343	
March	5,892	
April	6,081	
May	6,089	
June	6,089	

### QUALITY

	Quantity	Base Number	Contract	AT	Region	England
% of FP17s for the same patient ID Re-attending within 3 months - Children	70	653	10.7%	9.8%	11.8%	12.4%
% of FP17s for the same patient ID Re-attending within 3 months - Adults	122	896	13.6%	15.8%	16.6%	16.7%
% of FP17s for the same patient ID Re-attending between 3 & 9 months - Children	500	653	76.6%	59.0%	60.2%	57.4%
% of FP17s for the same patient ID Re-attending between 3 & 9 months - Adults	638	896	71.2%	50.9%	52.0%	50.5%
% of FP17s for Band 1 Urgent Courses	65	1,453	4.5%	9.5%	9.4%	9.1%
% of FP17s Relating to Free Repair or Replacements	1	1,453	0.1%	0.6%	0.7%	0.8%
% of FP17s Relating to Continuations	5	1,453	0.3%	1.1%	1.2%	1.3%
% of Patients satisfied with the dentistry they have received	1	1	N/A	94.8%	93.6%	93.2%
% of Patients satisfied with the time they had to wait for an appointment	1	1	N/A	91.7%	89.1%	89.0%

\* This is based on patients treated on this contract for their most recent course of treatment. Figures in italics indicate the base number of FP17s or Patient Questionnaire responses are less than 100. N/A is shown where the base number of responses is less than 10 during the period. % is calculated as Quantity/Base number\*100

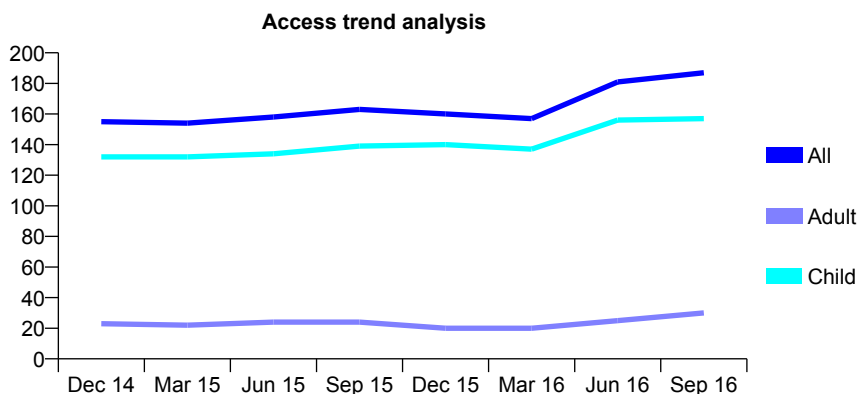
## Q68 - Vital Signs At a Glance Contract Report for 199737/0001 - September 2016

Name or company name	Rectory House Dental Practice Ltd
Contract type name	GDS Contract
Purpose of contract	General
Contract start date	01/08/2009
Contract end date	

16/17 Contracted general activity (UDA)	380
Carry forward general activity (UDA)	0
16/17 Contracted orthodontic activity (UOA)	0
Carry forward orthodontic activity (UOA)	0
Baseline contract value	£8,445.78

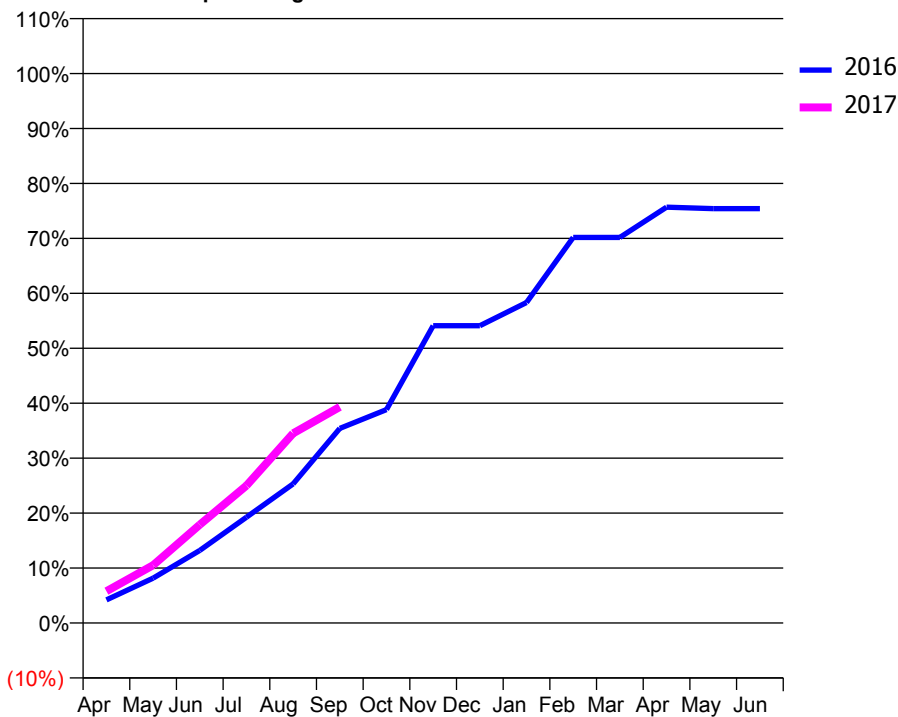
### ACCESS\*

Patients seen in 24 months	Total	Change since previous quarter
Quarter ending September 2015	163	
Quarter ending December 2015	160	↓
Quarter ending March 2016	157	↓
Quarter ending June 2016	181	↑
Quarter ending September 2016	187	↑
<b>Variance since September 2015</b>	<b>14.7%</b>	<b>↑</b>



### ACTIVITY

**Cumulative percentage of contracted UDA delivered 2016 & 2017**



Month	Adjusted Scheduled Activity (UDA)	
	2016	2017
April	16	22
May	31	40
June	50	68
July	73	95
August	96	131
September	135	149
October	148	
November	206	
December	206	
January	222	
February	267	
March	267	
April	288	
May	287	
June	287	

### QUALITY

	Quantity	Base Number	Contract	AT	Region	England
% of FP17s for the same patient ID Re-attending within 3 months - Children	3	131	2.3%	9.8%	11.8%	12.4%
% of FP17s for the same patient ID Re-attending within 3 months - Adults	0	0	N/A	15.8%	16.6%	16.7%
% of FP17s for the same patient ID Re-attending between 3 & 9 months - Children	68	131	51.9%	59.0%	60.2%	57.4%
% of FP17s for the same patient ID Re-attending between 3 & 9 months - Adults	0	0	N/A	50.9%	52.0%	50.5%
% of FP17s for Band 1 Urgent Courses	2	113	1.8%	9.5%	9.4%	9.1%
% of FP17s Relating to Free Repair or Replacements	0	113	0.0%	0.6%	0.7%	0.8%
% of FP17s Relating to Continuations	0	113	0.0%	1.1%	1.2%	1.3%
% of Patients satisfied with the dentistry they have received	0	0	N/A	94.8%	93.6%	93.2%
% of Patients satisfied with the time they had to wait for an appointment	0	0	N/A	91.7%	89.1%	89.0%

\* This is based on patients treated on this contract for their most recent course of treatment. Figures in italics indicate the base number of FP17s or Patient Questionnaire responses are less than 100. N/A is shown where the base number of responses is less than 10 during the period. % is calculated as Quantity/Base number\*100

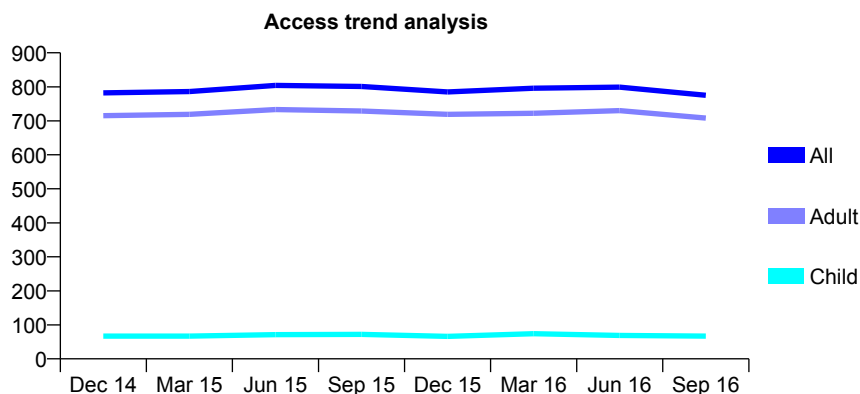
## Q68 - Vital Signs At a Glance Contract Report for 206989/0001 - September 2016

Name or company name	MR GP UNSTED
Contract type name	GDS Contract
Purpose of contract	General
Contract start date	01/04/2006
Contract end date	

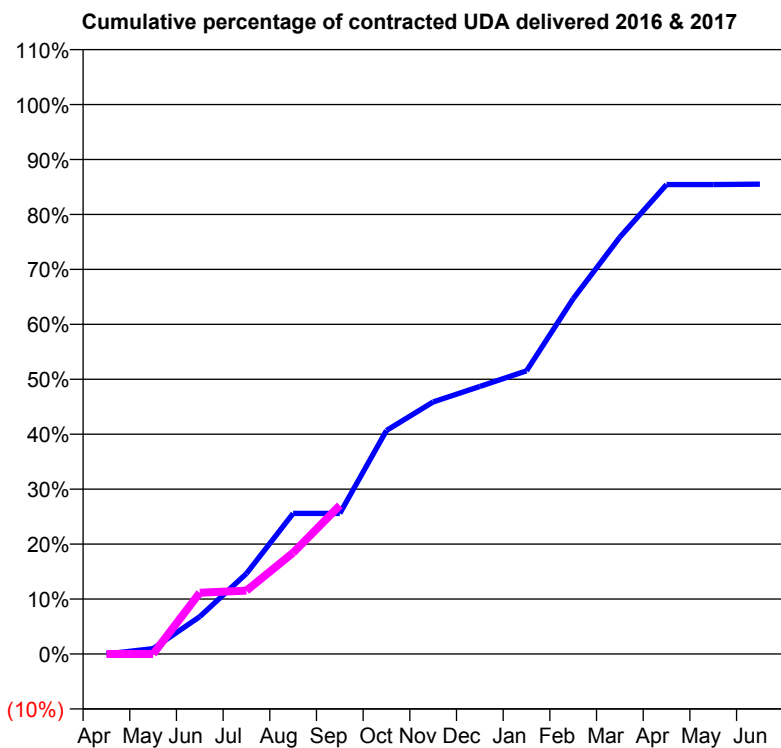
16/17 Contracted general activity (UDA)	2,757
Carry forward general activity (UDA)	0
16/17 Contracted orthodontic activity (UOA)	0
Carry forward orthodontic activity (UOA)	0
Baseline contract value	£65,350.03

### ACCESS\*

Patients seen in 24 months	Total	Change since previous quarter
Quarter ending September 2015	801	
Quarter ending December 2015	785	↓
Quarter ending March 2016	796	→
Quarter ending June 2016	799	→
Quarter ending September 2016	775	↓
<b>Variance since September 2015</b>	<b>(3.2%)</b>	<b>↓</b>



### ACTIVITY



Month	Adjusted Scheduled Activity (UDA)	
	2016	2017
April	0	0
May	27	0
June	188	307
July	404	318
August	706	508
September	706	746
October	1,122	
November	1,265	
December	1,342	
January	1,420	
February	1,783	
March	2,092	
April	2,355	
May	2,355	
June	2,358	

### QUALITY

	Quantity	Base Number	Contract	AT	Region	England
% of FP17s for the same patient ID Re-attending within 3 months - Children	1	26	3.8%	9.8%	11.8%	12.4%
% of FP17s for the same patient ID Re-attending within 3 months - Adults	126	452	27.9%	15.8%	16.6%	16.7%
% of FP17s for the same patient ID Re-attending between 3 & 9 months - Children	8	26	30.8%	59.0%	60.2%	57.4%
% of FP17s for the same patient ID Re-attending between 3 & 9 months - Adults	142	452	31.4%	50.9%	52.0%	50.5%
% of FP17s for Band 1 Urgent Courses	123	368	33.4%	9.5%	9.4%	9.1%
% of FP17s Relating to Free Repair or Replacements	10	368	2.7%	0.6%	0.7%	0.8%
% of FP17s Relating to Continuations	0	368	0.0%	1.1%	1.2%	1.3%
% of Patients satisfied with the dentistry they have received	3	3	N/A	94.8%	93.6%	93.2%
% of Patients satisfied with the time they had to wait for an appointment	2	3	N/A	91.7%	89.1%	89.0%

\* This is based on patients treated on this contract for their most recent course of treatment. Figures in italics indicate the base number of FP17s or Patient Questionnaire responses are less than 100. N/A is shown where the base number of responses is less than 10 during the period. % is calculated as Quantity/Base number\*100

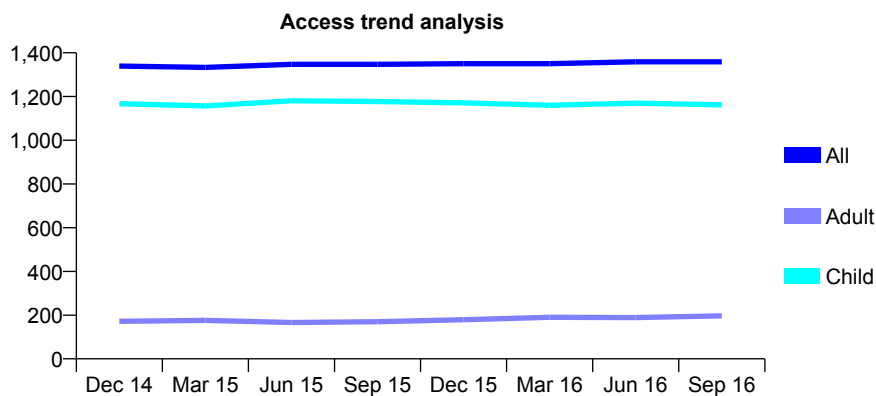
## Q68 - Vital Signs At a Glance Contract Report for 207993/0001 - September 2016

Name or company name	MR MT COPPEN
Contract type name	GDS Contract
Purpose of contract	General
Contract start date	01/04/2006
Contract end date	

16/17 Contracted general activity (UDA)	3,479
Carry forward general activity (UDA)	-11
16/17 Contracted orthodontic activity (UOA)	0
Carry forward orthodontic activity (UOA)	0
Baseline contract value	£76,624.72

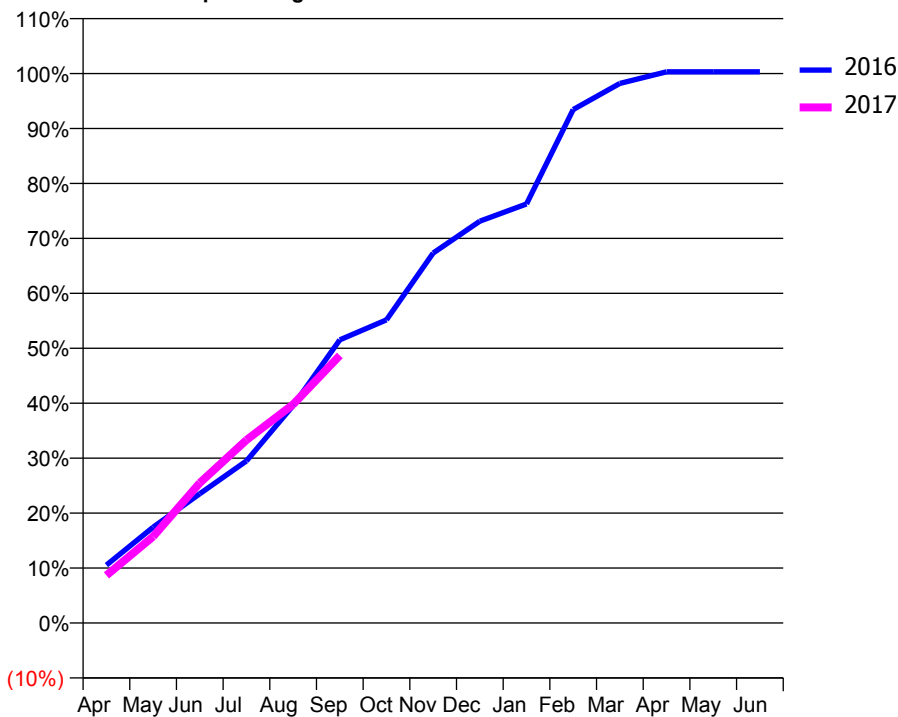
### ACCESS\*

Patients seen in 24 months	Total	Change since previous quarter
Quarter ending September 2015	1,347	
Quarter ending December 2015	1,350	→
Quarter ending March 2016	1,350	→
Quarter ending June 2016	1,359	→
Quarter ending September 2016	1,359	→
<b>Variance since September 2015</b>	<b>0.9%</b>	<b>→</b>



### ACTIVITY

Cumulative percentage of contracted UDA delivered 2016 & 2017



Month	Adjusted Scheduled Activity (UDA)	
	2016	2017
April	367	302
May	607	547
June	819	887
July	1,027	1,159
August	1,377	1,384
September	1,793	1,694
October	1,920	
November	2,342	
December	2,544	
January	2,653	
February	3,250	
March	3,416	
April	3,490	
May	3,490	
June	3,490	

### QUALITY

	Quantity	Base Number	Contract	AT	Region	England
% of FP17s for the same patient ID Re-attending within 3 months - Children	89	981	9.1%	9.8%	11.8%	12.4%
% of FP17s for the same patient ID Re-attending within 3 months - Adults	5	57	8.8%	15.8%	16.6%	16.7%
% of FP17s for the same patient ID Re-attending between 3 & 9 months - Children	645	981	65.7%	59.0%	60.2%	57.4%
% of FP17s for the same patient ID Re-attending between 3 & 9 months - Adults	41	57	71.9%	50.9%	52.0%	50.5%
% of FP17s for Band 1 Urgent Courses	51	1,008	5.1%	9.5%	9.4%	9.1%
% of FP17s Relating to Free Repair or Replacements	0	1,008	0.0%	0.6%	0.7%	0.8%
% of FP17s Relating to Continuations	11	1,008	1.1%	1.1%	1.2%	1.3%
% of Patients satisfied with the dentistry they have received	0	0	N/A	94.8%	93.6%	93.2%
% of Patients satisfied with the time they had to wait for an appointment	0	0	N/A	91.7%	89.1%	89.0%

\* This is based on patients treated on this contract for their most recent course of treatment. Figures in italics indicate the base number of FP17s or Patient Questionnaire responses are less than 100. N/A is shown where the base number of responses is less than 10 during the period. % is calculated as Quantity/Base number\*100

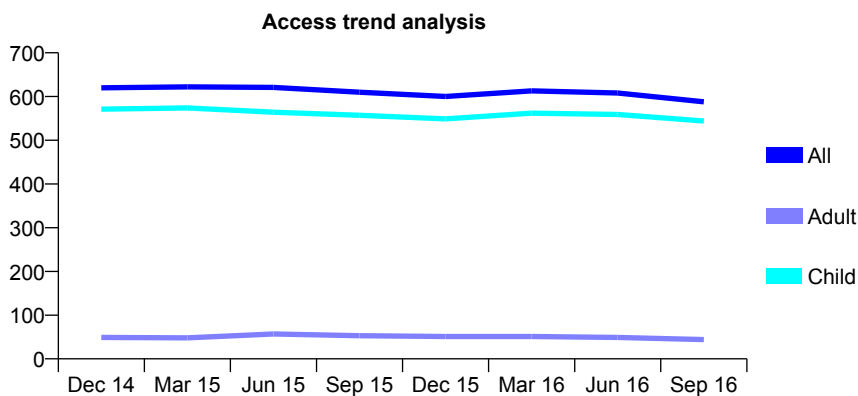
## Q68 - Vital Signs At a Glance Contract Report for 209104/0001 - September 2016

Name or company name	MR EV BOSCH
Contract type name	GDS Contract
Purpose of contract	General
Contract start date	01/04/2006
Contract end date	

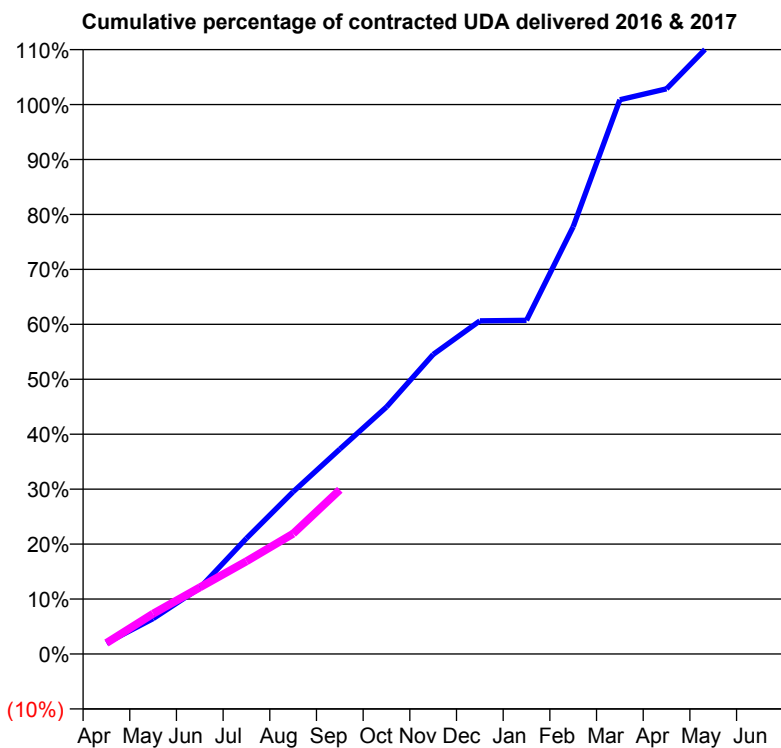
16/17 Contracted general activity (UDA)	900
Carry forward general activity (UDA)	-18
16/17 Contracted orthodontic activity (UOA)	0
Carry forward orthodontic activity (UOA)	0
Baseline contract value	£21,814.46

### ACCESS\*

Patients seen in 24 months	Total	Change since previous quarter
Quarter ending September 2015	610	
Quarter ending December 2015	600	↓
Quarter ending March 2016	613	↑
Quarter ending June 2016	608	→
Quarter ending September 2016	588	↓
<b>Variance since September 2015</b>	<b>(3.6%)</b>	<b>↓</b>



### ACTIVITY



Month	2016	2017
April	18	18
May	58	66
June	108	109
July	189	152
August	266	197
September	336	269
October	405	
November	491	
December	546	
January	547	
February	700	
March	908	
April	926	
May	1,004	
June	1,005	

### QUALITY

	Quantity	Base Number	Contract	AT	Region	England
% of FP17s for the same patient ID Re-attending within 3 months - Children	7	253	2.8%	9.8%	11.8%	12.4%
% of FP17s for the same patient ID Re-attending within 3 months - Adults	0	0	N/A	15.8%	16.6%	16.7%
% of FP17s for the same patient ID Re-attending between 3 & 9 months - Children	113	253	44.7%	59.0%	60.2%	57.4%
% of FP17s for the same patient ID Re-attending between 3 & 9 months - Adults	0	0	N/A	50.9%	52.0%	50.5%
% of FP17s for Band 1 Urgent Courses	0	175	0.0%	9.5%	9.4%	9.1%
% of FP17s Relating to Free Repair or Replacements	0	175	0.0%	0.6%	0.7%	0.8%
% of FP17s Relating to Continuations	0	175	0.0%	1.1%	1.2%	1.3%
% of Patients satisfied with the dentistry they have received	3	3	N/A	94.8%	93.6%	93.2%
% of Patients satisfied with the time they had to wait for an appointment	3	3	N/A	91.7%	89.1%	89.0%

\* This is based on patients treated on this contract for their most recent course of treatment. Figures in italics indicate the base number of FP17s or Patient Questionnaire responses are less than 100. N/A is shown where the base number of responses is less than 10 during the period. % is calculated as Quantity/Base number\*100

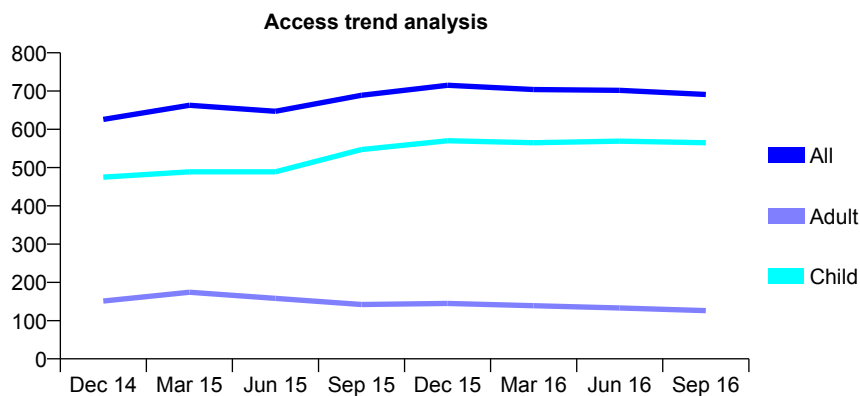
## Q68 - Vital Signs At a Glance Contract Report for 214698/0001 - September 2016

Name or company name	MISS DA MAHONEY
Contract type name	GDS Contract
Purpose of contract	General
Contract start date	01/04/2006
Contract end date	

16/17 Contracted general activity (UDA)	1,400
Carry forward general activity (UDA)	-22
16/17 Contracted orthodontic activity (UOA)	0
Carry forward orthodontic activity (UOA)	0
Baseline contract value	£31,394.10

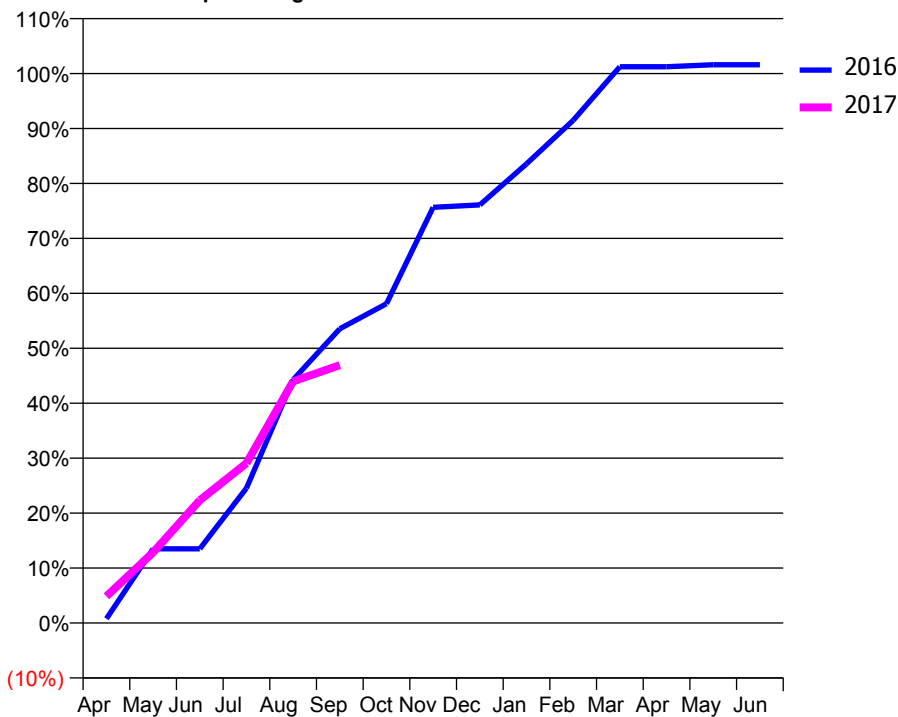
### ACCESS\*

Patients seen in 24 months	Total	Change since previous quarter
Quarter ending September 2015	689	
Quarter ending December 2015	715	↑
Quarter ending March 2016	704	↓
Quarter ending June 2016	702	→
Quarter ending September 2016	691	↓
<b>Variance since September 2015</b>	<b>0.3%</b>	<b>→</b>



### ACTIVITY

Cumulative percentage of contracted UDA delivered 2016 & 2017



Month	Adjusted Scheduled Activity (UDA)	
	2016	2017
April	11	68
May	189	180
June	189	313
July	344	407
August	620	616
September	750	657
October	814	
November	1,059	
December	1,065	
January	1,170	
February	1,281	
March	1,417	
April	1,417	
May	1,422	
June	1,422	

### QUALITY

	Quantity	Base Number	Contract	AT	Region	England
% of FP17s for the same patient ID Re-attending within 3 months - Children	24	419	5.7%	9.8%	11.8%	12.4%
% of FP17s for the same patient ID Re-attending within 3 months - Adults	3	48	6.3%	15.8%	16.6%	16.7%
% of FP17s for the same patient ID Re-attending between 3 & 9 months - Children	281	419	67.1%	59.0%	60.2%	57.4%
% of FP17s for the same patient ID Re-attending between 3 & 9 months - Adults	27	48	56.3%	50.9%	52.0%	50.5%
% of FP17s for Band 1 Urgent Courses	9	462	1.9%	9.5%	9.4%	9.1%
% of FP17s Relating to Free Repair or Replacements	0	462	0.0%	0.6%	0.7%	0.8%
% of FP17s Relating to Continuations	0	462	0.0%	1.1%	1.2%	1.3%
% of Patients satisfied with the dentistry they have received	1	1	N/A	94.8%	93.6%	93.2%
% of Patients satisfied with the time they had to wait for an appointment	1	1	N/A	91.7%	89.1%	89.0%

\* This is based on patients treated on this contract for their most recent course of treatment. Figures in italics indicate the base number of FP17s or Patient Questionnaire responses are less than 100. N/A is shown where the base number of responses is less than 10 during the period. % is calculated as Quantity/Base number\*100

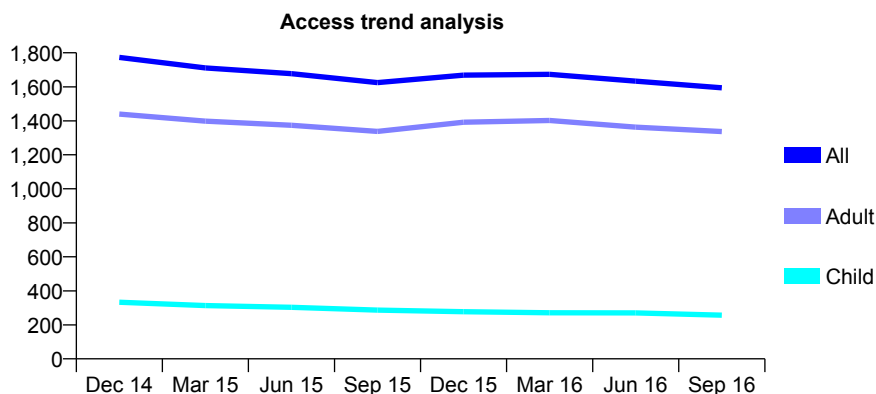
## Q68 - Vital Signs At a Glance Contract Report for 219541/0001 - September 2016

Name or company name	MR SN ROUSSOS
Contract type name	GDS Contract
Purpose of contract	General
Contract start date	01/04/2006
Contract end date	

16/17 Contracted general activity (UDA)	8,132
Carry forward general activity (UDA)	205
16/17 Contracted orthodontic activity (UOA)	0
Carry forward orthodontic activity (UOA)	0
Baseline contract value	£188,921.99

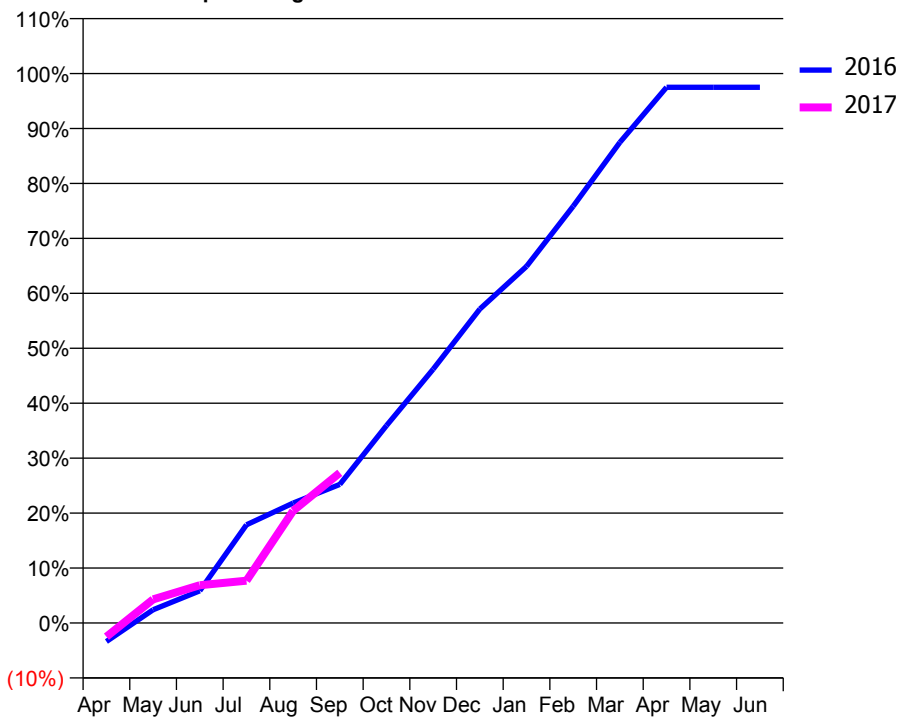
### ACCESS\*

Patients seen in 24 months	Total	Change since previous quarter
Quarter ending September 2015	1,625	
Quarter ending December 2015	1,669	↑
Quarter ending March 2016	1,673	→
Quarter ending June 2016	1,633	↓
Quarter ending September 2016	1,594	↓
<b>Variance since September 2015</b>	<b>(1.9%)</b>	<b>↓</b>



### ACTIVITY

Cumulative percentage of contracted UDA delivered 2016 & 2017



Adjusted Scheduled Activity (UDA)

Month	2016	2017
April	-276	-205
May	197	349
June	476	560
July	1,453	627
August	1,775	1,660
September	2,052	2,223
October	2,921	
November	3,756	
December	4,645	
January	5,279	
February	6,168	
March	7,113	
April	7,927	
May	7,927	
June	7,927	

### QUALITY

	Quantity	Base Number	Contract	AT	Region	England
% of FP17s for the same patient ID Re-attending within 3 months - Children	12	158	7.6%	9.8%	11.8%	12.4%
% of FP17s for the same patient ID Re-attending within 3 months - Adults	131	817	16.0%	15.8%	16.6%	16.7%
% of FP17s for the same patient ID Re-attending between 3 & 9 months - Children	91	158	57.6%	59.0%	60.2%	57.4%
% of FP17s for the same patient ID Re-attending between 3 & 9 months - Adults	474	817	58.0%	50.9%	52.0%	50.5%
% of FP17s for Band 1 Urgent Courses	45	801	5.6%	9.5%	9.4%	9.1%
% of FP17s Relating to Free Repair or Replacements	0	801	0.0%	0.6%	0.7%	0.8%
% of FP17s Relating to Continuations	2	801	0.2%	1.1%	1.2%	1.3%
% of Patients satisfied with the dentistry they have received	1	1	N/A	94.8%	93.6%	93.2%
% of Patients satisfied with the time they had to wait for an appointment	1	1	N/A	91.7%	89.1%	89.0%

\* This is based on patients treated on this contract for their most recent course of treatment. Figures in italics indicate the base number of FP17s or Patient Questionnaire responses are less than 100. N/A is shown where the base number of responses is less than 10 during the period. % is calculated as Quantity/Base number\*100



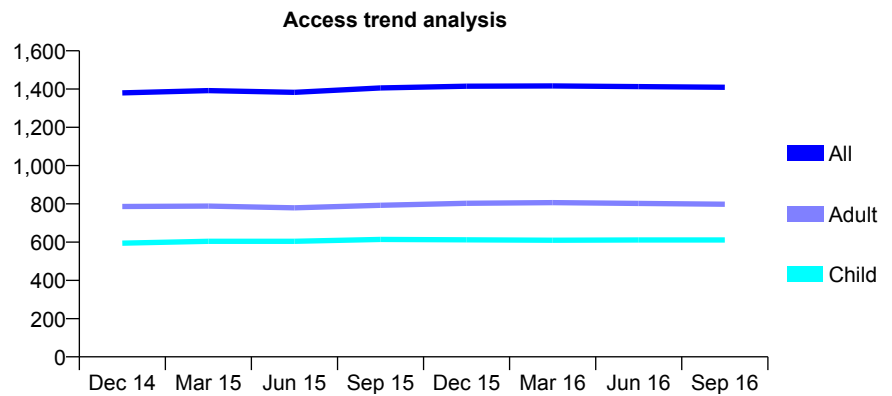
## Q68 - Vital Signs At a Glance Contract Report for 219894/0001 - September 2016

Name or company name	MR JP GRIFFITHS
Contract type name	GDS Contract
Purpose of contract	General
Contract start date	01/04/2006
Contract end date	

16/17 Contracted general activity (UDA)	3,500
Carry forward general activity (UDA)	-70
16/17 Contracted orthodontic activity (UOA)	0
Carry forward orthodontic activity (UOA)	0
Baseline contract value	£83,621.98

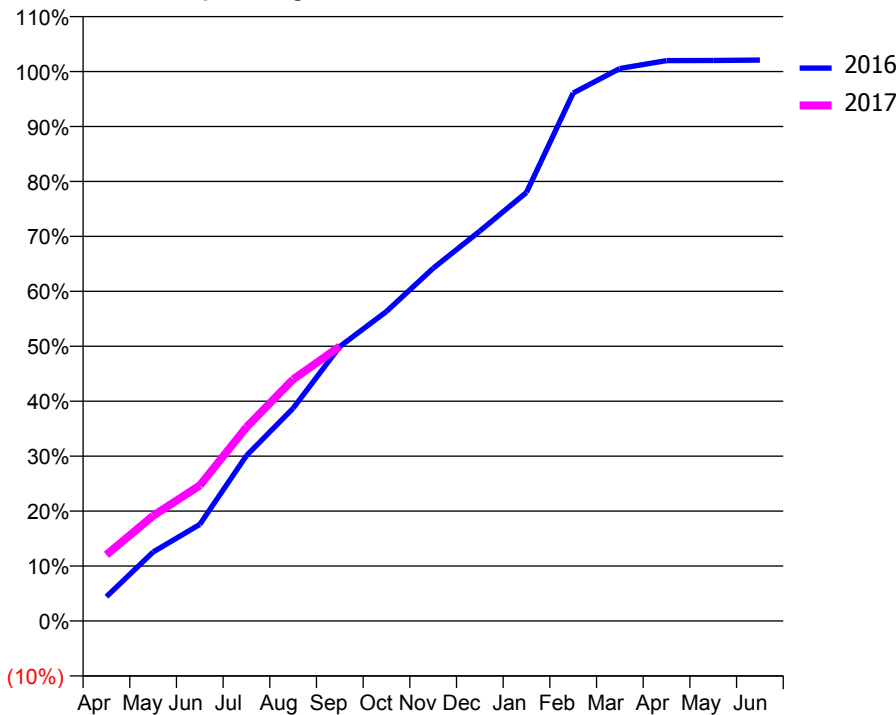
### ACCESS\*

Patients seen in 24 months	Total	Change since previous quarter
Quarter ending September 2015	1,406	
Quarter ending December 2015	1,415	→
Quarter ending March 2016	1,416	→
Quarter ending June 2016	1,413	→
Quarter ending September 2016	1,409	→
<b>Variance since September 2015</b>	<b>0.2%</b>	<b>→</b>



### ACTIVITY

Cumulative percentage of contracted UDA delivered 2016 & 2017



Month	Adjusted Scheduled Activity (UDA)	
	2016	2017
April	155	422
May	439	671
June	616	863
July	1,053	1,234
August	1,355	1,539
September	1,748	1,749
October	1,972	
November	2,247	
December	2,484	
January	2,730	
February	3,363	
March	3,519	
April	3,569	
May	3,570	
June	3,573	

### QUALITY

	Quantity	Base Number	Contract	AT	Region	England
% of FP17s for the same patient ID Re-attending within 3 months - Children	52	512	10.2%	9.8%	11.8%	12.4%
% of FP17s for the same patient ID Re-attending within 3 months - Adults	75	564	13.3%	15.8%	16.6%	16.7%
% of FP17s for the same patient ID Re-attending between 3 & 9 months - Children	308	512	60.2%	59.0%	60.2%	57.4%
% of FP17s for the same patient ID Re-attending between 3 & 9 months - Adults	339	564	60.1%	50.9%	52.0%	50.5%
% of FP17s for Band 1 Urgent Courses	70	1,038	6.7%	9.5%	9.4%	9.1%
% of FP17s Relating to Free Repair or Replacements	0	1,038	0.0%	0.6%	0.7%	0.8%
% of FP17s Relating to Continuations	4	1,038	0.4%	1.1%	1.2%	1.3%
% of Patients satisfied with the dentistry they have received	1	1	N/A	94.8%	93.6%	93.2%
% of Patients satisfied with the time they had to wait for an appointment	1	1	N/A	91.7%	89.1%	89.0%

\* This is based on patients treated on this contract for their most recent course of treatment. Figures in italics indicate the base number of FP17s or Patient Questionnaire responses are less than 100. N/A is shown where the base number of responses is less than 10 during the period. % is calculated as Quantity/Base number\*100

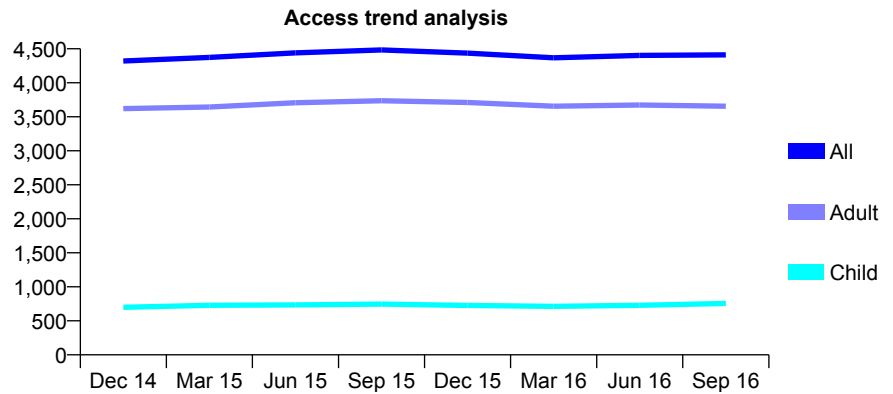
## Q68 - Vital Signs At a Glance Contract Report for 220868/0001 - September 2016

Name or company name	MR N SUCHAK
Contract type name	GDS Contract
Purpose of contract	General
Contract start date	01/04/2006
Contract end date	

16/17 Contracted general activity (UDA)	13,428
Carry forward general activity (UDA)	86
16/17 Contracted orthodontic activity (UOA)	0
Carry forward orthodontic activity (UOA)	0
Baseline contract value	£369,839.02

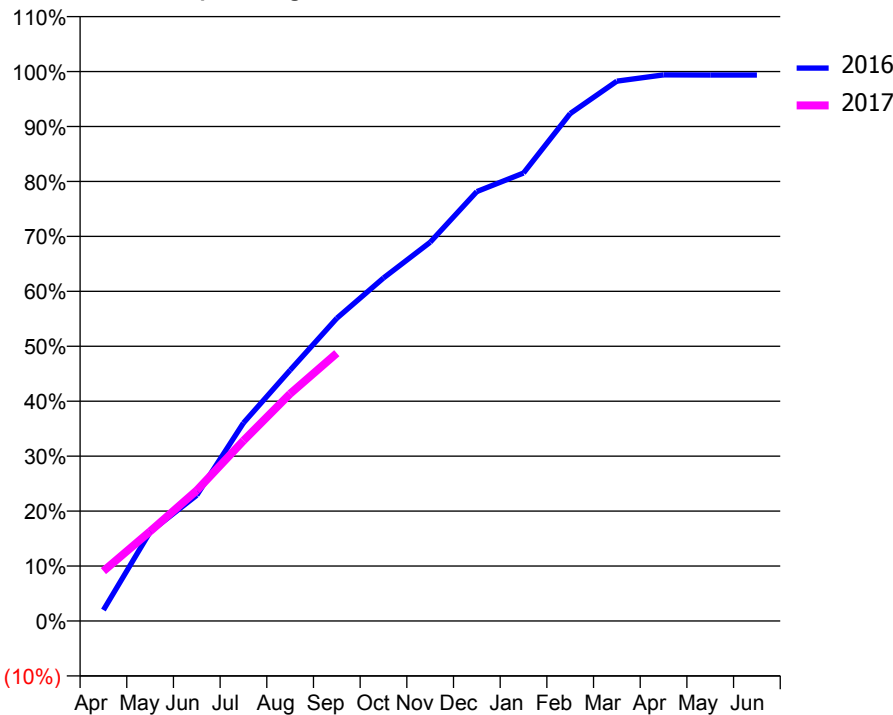
### ACCESS\*

Patients seen in 24 months	Total	Change since previous quarter
Quarter ending September 2015	4,483	
Quarter ending December 2015	4,437	↓
Quarter ending March 2016	4,367	↓
Quarter ending June 2016	4,402	→
Quarter ending September 2016	4,411	→
<b>Variance since September 2015</b>	<b>(1.6%)</b>	<b>↓</b>



### ACTIVITY

Cumulative percentage of contracted UDA delivered 2016 & 2017



Month	Adjusted Scheduled Activity (UDA)	
	2016	2017
April	269	1,220
May	2,179	2,192
June	3,075	3,190
July	4,841	4,408
August	6,130	5,553
September	7,400	6,544
October	8,383	
November	9,256	
December	10,493	
January	10,949	
February	12,400	
March	13,192	
April	13,344	
May	13,343	
June	13,342	

### QUALITY

	Quantity	Base Number	Contract	AT	Region	England
% of FP17s for the same patient ID Re-attending within 3 months - Children	30	579	5.2%	9.8%	11.8%	12.4%
% of FP17s for the same patient ID Re-attending within 3 months - Adults	428	2,851	15.0%	15.8%	16.6%	16.7%
% of FP17s for the same patient ID Re-attending between 3 & 9 months - Children	312	579	53.9%	59.0%	60.2%	57.4%
% of FP17s for the same patient ID Re-attending between 3 & 9 months - Adults	1,554	2,851	54.5%	50.9%	52.0%	50.5%
% of FP17s for Band 1 Urgent Courses	286	3,308	8.6%	9.5%	9.4%	9.1%
% of FP17s Relating to Free Repair or Replacements	108	3,308	3.3%	0.6%	0.7%	0.8%
% of FP17s Relating to Continuations	38	3,308	1.1%	1.1%	1.2%	1.3%
% of Patients satisfied with the dentistry they have received	13	14	92.9%	94.8%	93.6%	93.2%
% of Patients satisfied with the time they had to wait for an appointment	12	14	85.7%	91.7%	89.1%	89.0%

\* This is based on patients treated on this contract for their most recent course of treatment. Figures in italics indicate the base number of FP17s or Patient Questionnaire responses are less than 100. N/A is shown where the base number of responses is less than 10 during the period. % is calculated as Quantity/Base number\*100

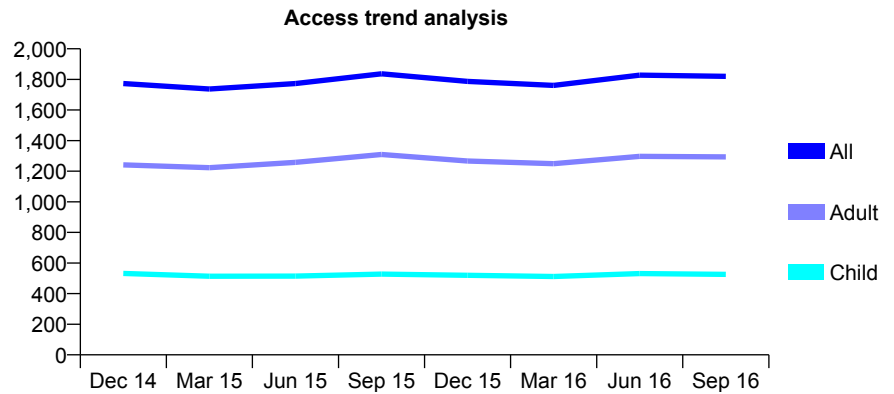
## Q68 - Vital Signs At a Glance Contract Report for 220868/0002 - September 2016

Name or company name	MR N SUCHAK
Contract type name	GDS Contract
Purpose of contract	General
Contract start date	01/04/2006
Contract end date	

16/17 Contracted general activity (UDA)	3,650
Carry forward general activity (UDA)	-62
16/17 Contracted orthodontic activity (UOA)	0
Carry forward orthodontic activity (UOA)	0
Baseline contract value	£117,896.49

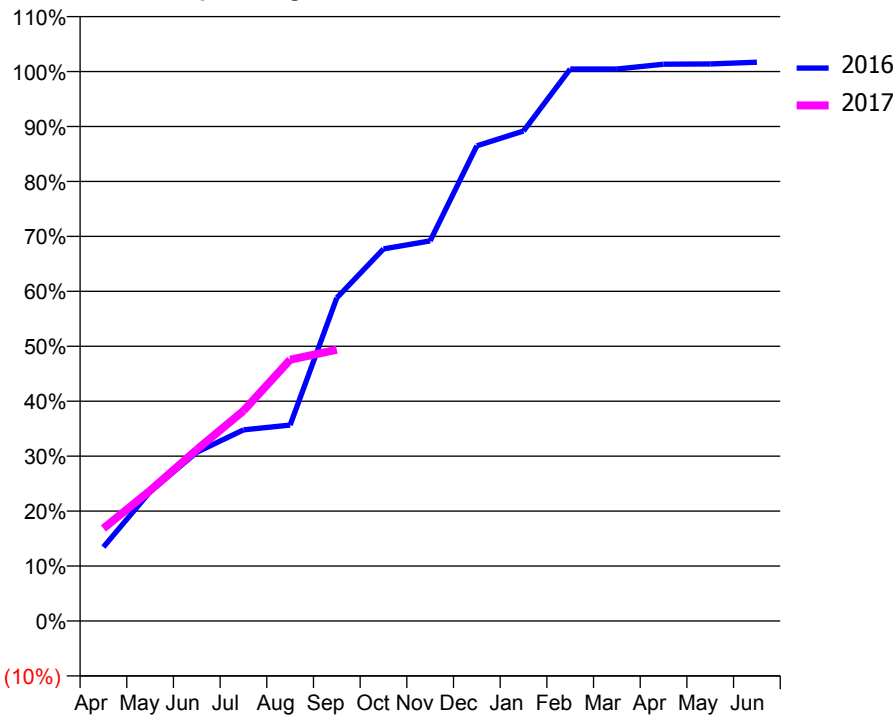
### ACCESS\*

Patients seen in 24 months	Total	Change since previous quarter
Quarter ending September 2015	1,837	
Quarter ending December 2015	1,787	↓
Quarter ending March 2016	1,761	↓
Quarter ending June 2016	1,828	↑
Quarter ending September 2016	1,820	→
<b>Variance since September 2015</b>	<b>(0.9%)</b>	<b>→</b>



### ACTIVITY

Cumulative percentage of contracted UDA delivered 2016 & 2017



Month	Adjusted Scheduled Activity (UDA)	
	2016	2017
April	491	615
May	859	867
June	1,121	1,138
July	1,270	1,397
August	1,302	1,735
September	2,146	1,802
October	2,472	
November	2,525	
December	3,156	
January	3,255	
February	3,666	
March	3,666	
April	3,699	
May	3,700	
June	3,712	

### QUALITY

	Quantity	Base Number	Contract	AT	Region	England
% of FP17s for the same patient ID Re-attending within 3 months - Children	28	403	6.9%	9.8%	11.8%	12.4%
% of FP17s for the same patient ID Re-attending within 3 months - Adults	125	901	13.9%	15.8%	16.6%	16.7%
% of FP17s for the same patient ID Re-attending between 3 & 9 months - Children	261	403	64.8%	59.0%	60.2%	57.4%
% of FP17s for the same patient ID Re-attending between 3 & 9 months - Adults	476	901	52.8%	50.9%	52.0%	50.5%
% of FP17s for Band 1 Urgent Courses	42	872	4.8%	9.5%	9.4%	9.1%
% of FP17s Relating to Free Repair or Replacements	26	872	3.0%	0.6%	0.7%	0.8%
% of FP17s Relating to Continuations	1	872	0.1%	1.1%	1.2%	1.3%
% of Patients satisfied with the dentistry they have received	2	2	N/A	94.8%	93.6%	93.2%
% of Patients satisfied with the time they had to wait for an appointment	2	2	N/A	91.7%	89.1%	89.0%

\* This is based on patients treated on this contract for their most recent course of treatment. Figures in italics indicate the base number of FP17s or Patient Questionnaire responses are less than 100. N/A is shown where the base number of responses is less than 10 during the period. % is calculated as Quantity/Base number\*100

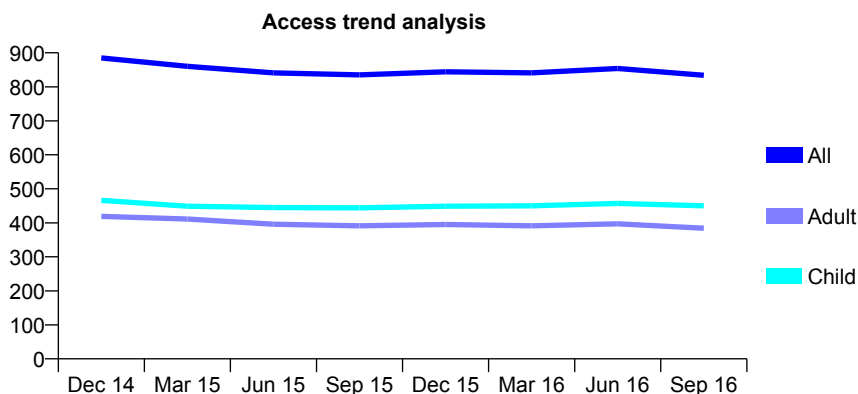
## Q68 - Vital Signs At a Glance Contract Report for 222267/0001 - September 2016

Name or company name	MISS NE STALFORD
Contract type name	GDS Contract
Purpose of contract	General
Contract start date	01/04/2006
Contract end date	

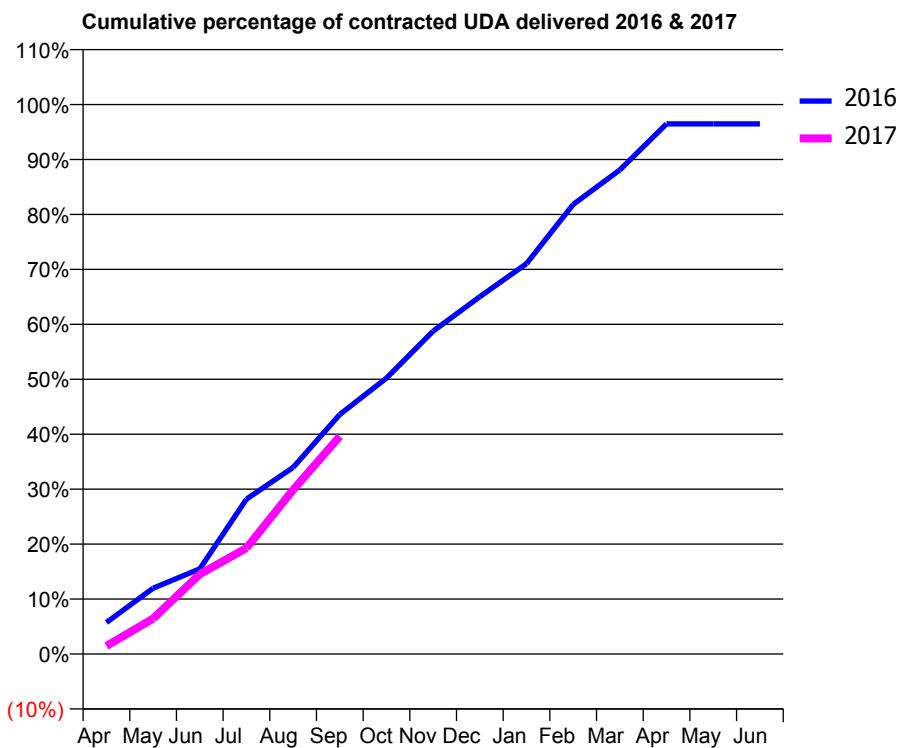
16/17 Contracted general activity (UDA)	1,990
Carry forward general activity (UDA)	70
16/17 Contracted orthodontic activity (UOA)	0
Carry forward orthodontic activity (UOA)	0
Baseline contract value	£44,221.78

### ACCESS\*

Patients seen in 24 months	Total	Change since previous quarter
Quarter ending September 2015	835	
Quarter ending December 2015	844	→
Quarter ending March 2016	841	→
Quarter ending June 2016	854	→
Quarter ending September 2016	834	↓
<b>Variance since September 2015</b>	<b>(0.1%)</b>	<b>→</b>



### ACTIVITY



Month	Adjusted Scheduled Activity (UDA)	
	2016	2017
April	114	29
May	238	128
June	308	289
July	561	384
August	676	595
September	868	788
October	999	
November	1,169	
December	1,294	
January	1,414	
February	1,628	
March	1,753	
April	1,920	
May	1,920	
June	1,920	

### QUALITY

	Quantity	Base Number	Contract	AT	Region	England
% of FP17s for the same patient ID Re-attending within 3 months - Children	21	424	5.0%	9.8%	11.8%	12.4%
% of FP17s for the same patient ID Re-attending within 3 months - Adults	23	256	9.0%	15.8%	16.6%	16.7%
% of FP17s for the same patient ID Re-attending between 3 & 9 months - Children	333	424	78.5%	59.0%	60.2%	57.4%
% of FP17s for the same patient ID Re-attending between 3 & 9 months - Adults	159	256	62.1%	50.9%	52.0%	50.5%
% of FP17s for Band 1 Urgent Courses	16	587	2.7%	9.5%	9.4%	9.1%
% of FP17s Relating to Free Repair or Replacements	1	587	0.2%	0.6%	0.7%	0.8%
% of FP17s Relating to Continuations	0	587	0.0%	1.1%	1.2%	1.3%
% of Patients satisfied with the dentistry they have received	0	0	N/A	94.8%	93.6%	93.2%
% of Patients satisfied with the time they had to wait for an appointment	0	0	N/A	91.7%	89.1%	89.0%

\* This is based on patients treated on this contract for their most recent course of treatment. Figures in italics indicate the base number of FP17s or Patient Questionnaire responses are less than 100. N/A is shown where the base number of responses is less than 10 during the period. % is calculated as Quantity/Base number\*100

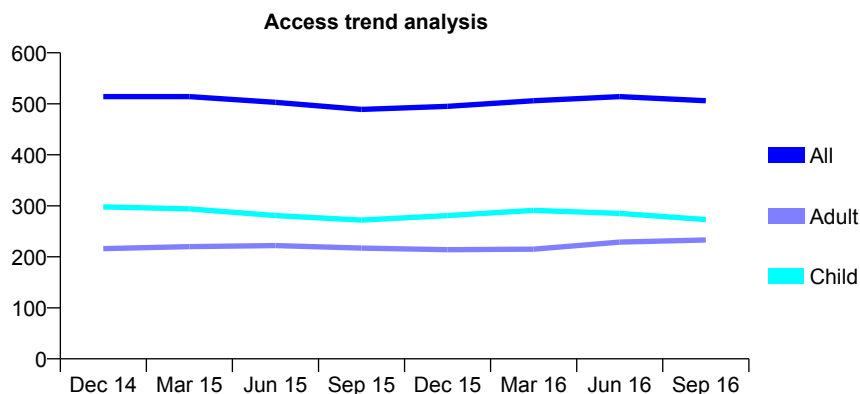
## Q68 - Vital Signs At a Glance Contract Report for 228494/0002 - September 2016

Name or company name	MR PJ STRAW
Contract type name	GDS Contract
Purpose of contract	General
Contract start date	31/08/2010
Contract end date	

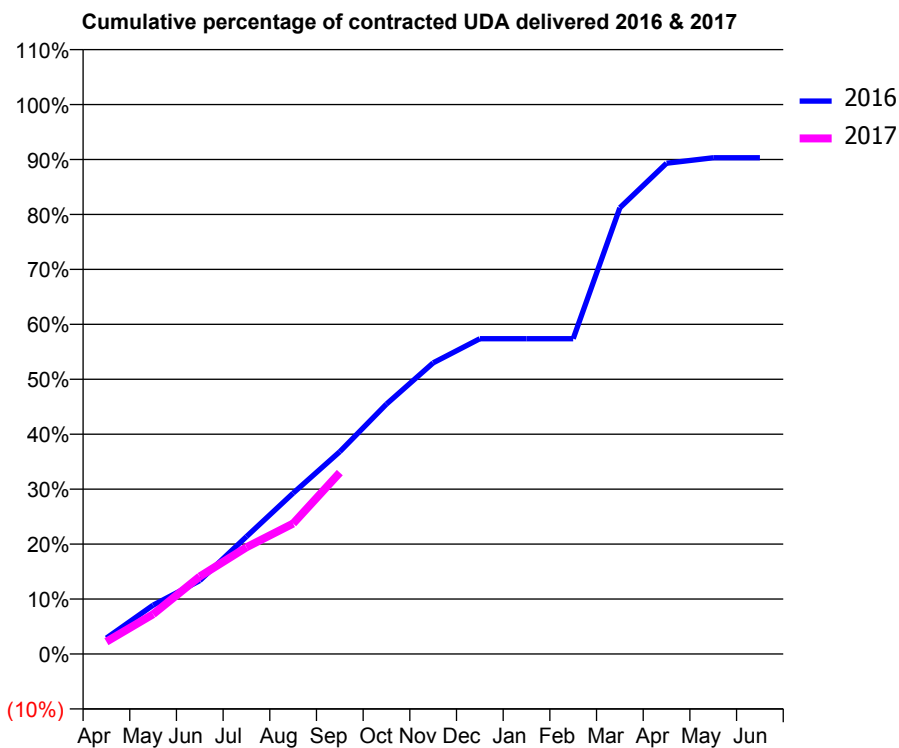
16/17 Contracted general activity (UDA)	1,215
Carry forward general activity (UDA)	0
16/17 Contracted orthodontic activity (UOA)	0
Carry forward orthodontic activity (UOA)	0
Baseline contract value	£29,598.86

### ACCESS\*

Patients seen in 24 months	Total	Change since previous quarter
Quarter ending September 2015	489	
Quarter ending December 2015	495	→
Quarter ending March 2016	506	↑
Quarter ending June 2016	514	→
Quarter ending September 2016	506	↓
<b>Variance since September 2015</b>	<b>3.5%</b>	<b>↑</b>



### ACTIVITY



Adjusted Scheduled Activity (UDA)		
Month	2016	2017
April	35	27
May	108	88
June	162	171
July	260	236
August	356	288
September	447	401
October	553	
November	644	
December	697	
January	697	
February	697	
March	987	
April	1,085	
May	1,097	
June	1,097	

### QUALITY

	Quantity	Base Number	Contract	AT	Region	England
% of FP17s for the same patient ID Re-attending within 3 months - Children	16	220	7.3%	9.8%	11.8%	12.4%
% of FP17s for the same patient ID Re-attending within 3 months - Adults	10	127	7.9%	15.8%	16.6%	16.7%
% of FP17s for the same patient ID Re-attending between 3 & 9 months - Children	156	220	70.9%	59.0%	60.2%	57.4%
% of FP17s for the same patient ID Re-attending between 3 & 9 months - Adults	74	127	58.3%	50.9%	52.0%	50.5%
% of FP17s for Band 1 Urgent Courses	15	287	5.2%	9.5%	9.4%	9.1%
% of FP17s Relating to Free Repair or Replacements	0	287	0.0%	0.6%	0.7%	0.8%
% of FP17s Relating to Continuations	0	287	0.0%	1.1%	1.2%	1.3%
% of Patients satisfied with the dentistry they have received	0	0	N/A	94.8%	93.6%	93.2%
% of Patients satisfied with the time they had to wait for an appointment	0	0	N/A	91.7%	89.1%	89.0%

\* This is based on patients treated on this contract for their most recent course of treatment. Figures in italics indicate the base number of FP17s or Patient Questionnaire responses are less than 100. N/A is shown where the base number of responses is less than 10 during the period. % is calculated as Quantity/Base number\*100

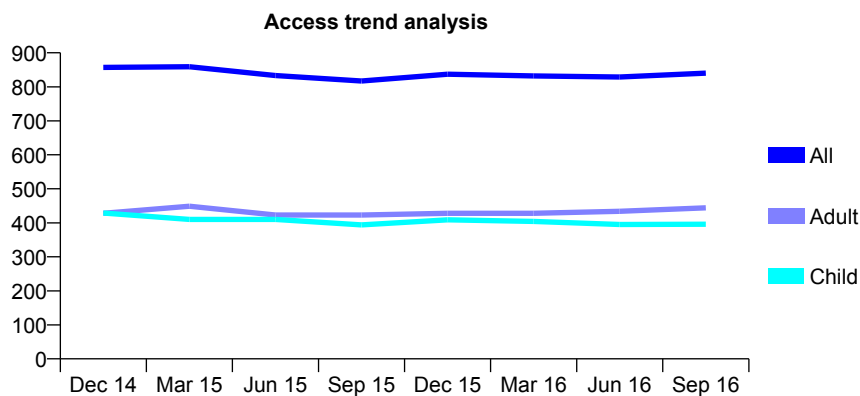
## Q68 - Vital Signs At a Glance Contract Report for 229733/0001 - September 2016

Name or company name	MR PJ CASSAR
Contract type name	GDS Contract
Purpose of contract	General
Contract start date	01/04/2006
Contract end date	

16/17 Contracted general activity (UDA)	2,800
Carry forward general activity (UDA)	0
16/17 Contracted orthodontic activity (UOA)	0
Carry forward orthodontic activity (UOA)	0
Baseline contract value	£93,728.88

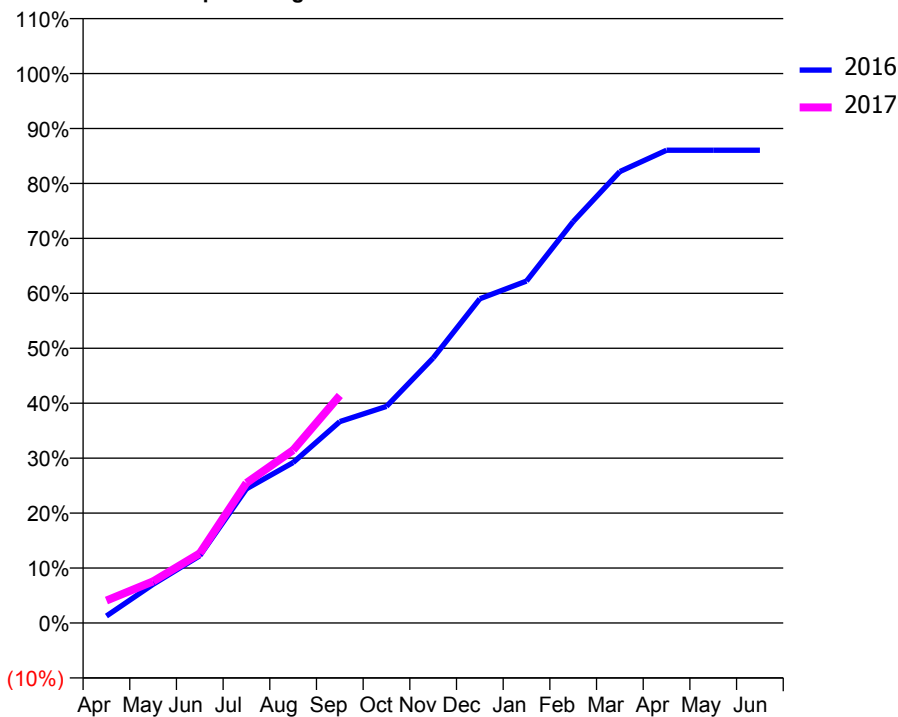
### ACCESS\*

Patients seen in 24 months	Total	Change since previous quarter
Quarter ending September 2015	817	
Quarter ending December 2015	837	↑
Quarter ending March 2016	832	→
Quarter ending June 2016	829	→
Quarter ending September 2016	840	→
<b>Variance since September 2015</b>	<b>2.8%</b>	<b>↑</b>



### ACTIVITY

Cumulative percentage of contracted UDA delivered 2016 & 2017



Month	Adjusted Scheduled Activity (UDA)	
	2016	2017
April	36	115
May	197	213
June	343	355
July	684	714
August	818	881
September	1,027	1,159
October	1,104	
November	1,350	
December	1,652	
January	1,742	
February	2,045	
March	2,301	
April	2,409	
May	2,409	
June	2,409	

### QUALITY

	Quantity	Base Number	Contract	AT	Region	England
% of FP17s for the same patient ID Re-attending within 3 months - Children	28	316	8.9%	9.8%	11.8%	12.4%
% of FP17s for the same patient ID Re-attending within 3 months - Adults	41	298	13.8%	15.8%	16.6%	16.7%
% of FP17s for the same patient ID Re-attending between 3 & 9 months - Children	201	316	63.6%	59.0%	60.2%	57.4%
% of FP17s for the same patient ID Re-attending between 3 & 9 months - Adults	179	298	60.1%	50.9%	52.0%	50.5%
% of FP17s for Band 1 Urgent Courses	14	546	2.6%	9.5%	9.4%	9.1%
% of FP17s Relating to Free Repair or Replacements	0	546	0.0%	0.6%	0.7%	0.8%
% of FP17s Relating to Continuations	21	546	3.8%	1.1%	1.2%	1.3%
% of Patients satisfied with the dentistry they have received	0	0	N/A	94.8%	93.6%	93.2%
% of Patients satisfied with the time they had to wait for an appointment	0	0	N/A	91.7%	89.1%	89.0%

\* This is based on patients treated on this contract for their most recent course of treatment. Figures in italics indicate the base number of FP17s or Patient Questionnaire responses are less than 100. N/A is shown where the base number of responses is less than 10 during the period. % is calculated as Quantity/Base number\*100

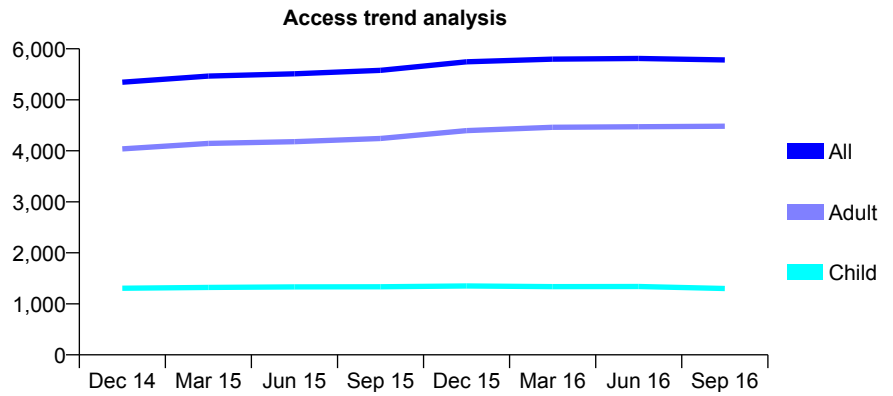
## Q68 - Vital Signs At a Glance Contract Report for 234540/0001 - September 2016

Name or company name	MR SN GALVIN
Contract type name	PDS Contract
Purpose of contract	General
Contract start date	01/04/2006
Contract end date	31/03/2026

16/17 Contracted general activity (UDA)	18,053
Carry forward general activity (UDA)	-361
16/17 Contracted orthodontic activity (UOA)	0
Carry forward orthodontic activity (UOA)	0
Baseline contract value	£545,576.78

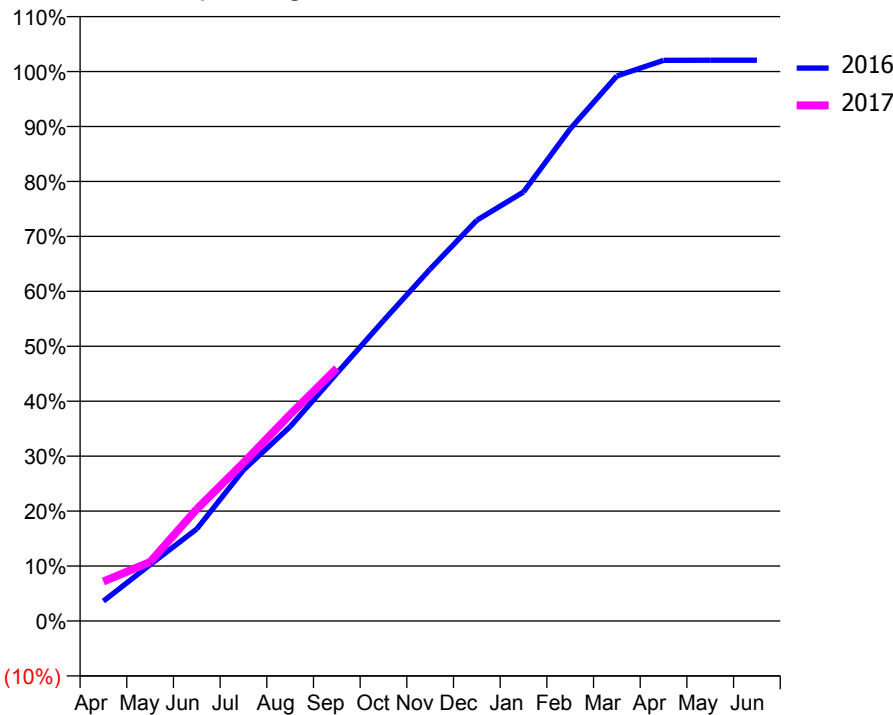
### ACCESS\*

Patients seen in 24 months	Total	Change since previous quarter
Quarter ending September 2015	5,577	
Quarter ending December 2015	5,746	↑
Quarter ending March 2016	5,798	→
Quarter ending June 2016	5,811	→
Quarter ending September 2016	5,783	→
<b>Variance since September 2015</b>	<b>3.7%</b>	<b>↑</b>



### ACTIVITY

Cumulative percentage of contracted UDA delivered 2016 & 2017



Month	Adjusted Scheduled Activity (UDA)	
	2016	2017
April	654	1,298
May	1,850	1,939
June	3,024	3,678
July	4,962	5,196
August	6,383	6,785
September	8,136	8,302
October	9,868	
November	11,564	
December	13,168	
January	14,096	
February	16,166	
March	17,909	
April	18,420	
May	18,422	
June	18,422	

### QUALITY

	Quantity	Base Number	Contract	AT	Region	England
% of FP17s for the same patient ID Re-attending within 3 months - Children	59	1,091	5.4%	9.8%	11.8%	12.4%
% of FP17s for the same patient ID Re-attending within 3 months - Adults	724	3,811	19.0%	15.8%	16.6%	16.7%
% of FP17s for the same patient ID Re-attending between 3 & 9 months - Children	791	1,091	72.5%	59.0%	60.2%	57.4%
% of FP17s for the same patient ID Re-attending between 3 & 9 months - Adults	2,409	3,811	63.2%	50.9%	52.0%	50.5%
% of FP17s for Band 1 Urgent Courses	395	4,594	8.6%	9.5%	9.4%	9.1%
% of FP17s Relating to Free Repair or Replacements	114	4,594	2.5%	0.6%	0.7%	0.8%
% of FP17s Relating to Continuations	45	4,594	1.0%	1.1%	1.2%	1.3%
% of Patients satisfied with the dentistry they have received	8	8	N/A	94.8%	93.6%	93.2%
% of Patients satisfied with the time they had to wait for an appointment	8	8	N/A	91.7%	89.1%	89.0%

\* This is based on patients treated on this contract for their most recent course of treatment. Figures in italics indicate the base number of FP17s or Patient Questionnaire responses are less than 100. N/A is shown where the base number of responses is less than 10 during the period. % is calculated as Quantity/Base number\*100



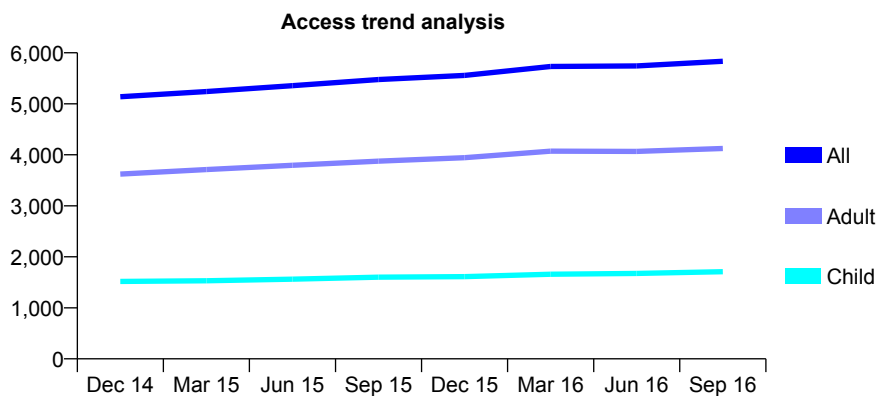
## Q68 - Vital Signs At a Glance Contract Report for 234745/0001 - September 2016

Name or company name	MR KH NASSER
Contract type name	GDS Contract
Purpose of contract	General
Contract start date	01/04/2006
Contract end date	

16/17 Contracted general activity (UDA)	14,942
Carry forward general activity (UDA)	-299
16/17 Contracted orthodontic activity (UOA)	0
Carry forward orthodontic activity (UOA)	0
Baseline contract value	£390,720.54

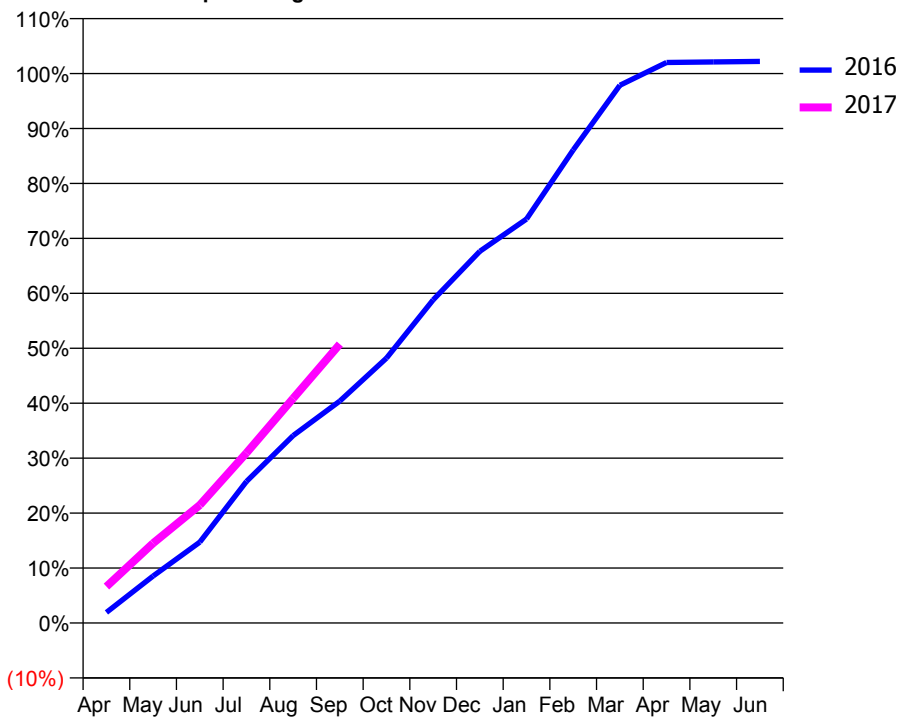
### ACCESS\*

Patients seen in 24 months	Total	Change since previous quarter
Quarter ending September 2015	5,476	
Quarter ending December 2015	5,557	→
Quarter ending March 2016	5,731	↑
Quarter ending June 2016	5,742	→
Quarter ending September 2016	5,834	→
<b>Variance since September 2015</b>	<b>6.5%</b>	<b>↑</b>



### ACTIVITY

Cumulative percentage of contracted UDA delivered 2016 & 2017



Month	Adjusted Scheduled Activity (UDA)	
	2016	2017
April	287	992
May	1,277	2,169
June	2,200	3,208
July	3,850	4,626
August	5,095	6,108
September	6,034	7,582
October	7,203	
November	8,788	
December	10,107	
January	10,984	
February	12,863	
March	14,621	
April	15,243	
May	15,257	
June	15,270	

### QUALITY

	Quantity	Base Number	Contract	AT	Region	England
% of FP17s for the same patient ID Re-attending within 3 months - Children	105	1,383	7.6%	9.8%	11.8%	12.4%
% of FP17s for the same patient ID Re-attending within 3 months - Adults	329	2,582	12.7%	15.8%	16.6%	16.7%
% of FP17s for the same patient ID Re-attending between 3 & 9 months - Children	811	1,383	58.6%	59.0%	60.2%	57.4%
% of FP17s for the same patient ID Re-attending between 3 & 9 months - Adults	1,385	2,582	53.6%	50.9%	52.0%	50.5%
% of FP17s for Band 1 Urgent Courses	276	3,677	7.5%	9.5%	9.4%	9.1%
% of FP17s Relating to Free Repair or Replacements	23	3,677	0.6%	0.6%	0.7%	0.8%
% of FP17s Relating to Continuations	17	3,677	0.5%	1.1%	1.2%	1.3%
% of Patients satisfied with the dentistry they have received	2	2	N/A	94.8%	93.6%	93.2%
% of Patients satisfied with the time they had to wait for an appointment	2	2	N/A	91.7%	89.1%	89.0%

\* This is based on patients treated on this contract for their most recent course of treatment. Figures in italics indicate the base number of FP17s or Patient Questionnaire responses are less than 100. N/A is shown where the base number of responses is less than 10 during the period. % is calculated as Quantity/Base number\*100

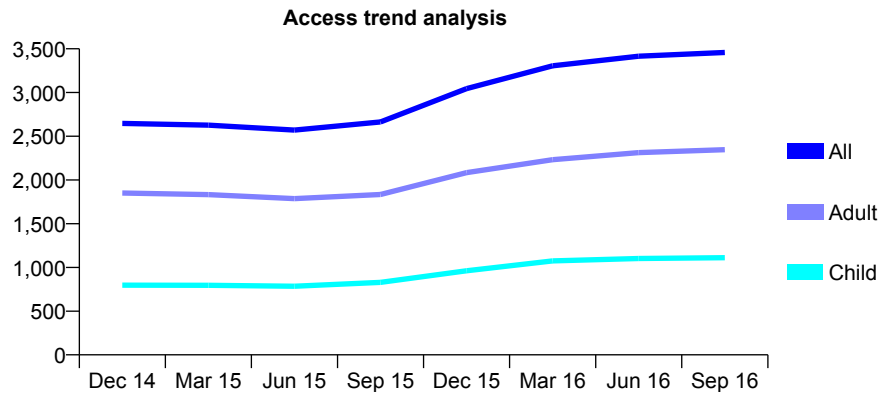
## Q68 - Vital Signs At a Glance Contract Report for 238392/0001 - September 2016

Name or company name	MR VS AMIN
Contract type name	GDS Contract
Purpose of contract	General
Contract start date	01/04/2006
Contract end date	

16/17 Contracted general activity (UDA)	10,100
Carry forward general activity (UDA)	340
16/17 Contracted orthodontic activity (UOA)	0
Carry forward orthodontic activity (UOA)	0
Baseline contract value	£236,490.64

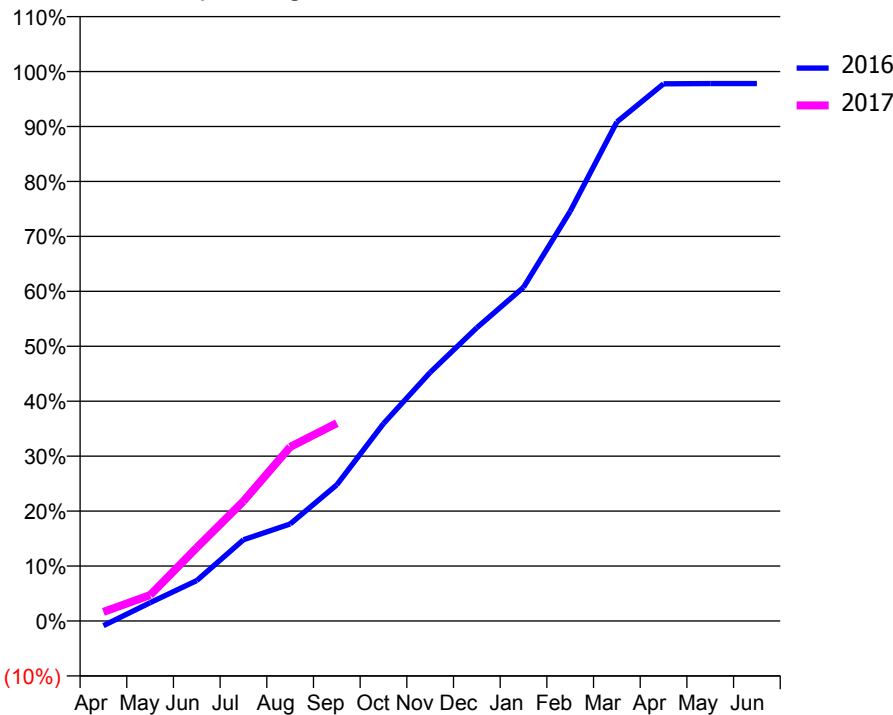
### ACCESS\*

Patients seen in 24 months	Total	Change since previous quarter
Quarter ending September 2015	2,663	
Quarter ending December 2015	3,045	↑
Quarter ending March 2016	3,306	↑
Quarter ending June 2016	3,415	↑
Quarter ending September 2016	3,458	→
<b>Variance since September 2015</b>	<b>29.9%</b>	<b>↑</b>



### ACTIVITY

Cumulative percentage of contracted UDA delivered 2016 & 2017



Month	Adjusted Scheduled Activity (UDA)	
	2016	2017
April	-74	167
May	288	476
June	636	1,350
July	1,277	2,202
August	1,524	3,200
September	2,139	3,637
October	3,101	
November	3,904	
December	4,605	
January	5,240	
February	6,435	
March	7,838	
April	8,437	
May	8,440	
June	8,440	

### QUALITY

	Quantity	Base Number	Contract	AT	Region	England
% of FP17s for the same patient ID Re-attending within 3 months - Children	89	980	9.1%	9.8%	11.8%	12.4%
% of FP17s for the same patient ID Re-attending within 3 months - Adults	364	2,055	17.7%	15.8%	16.6%	16.7%
% of FP17s for the same patient ID Re-attending between 3 & 9 months - Children	645	980	65.8%	59.0%	60.2%	57.4%
% of FP17s for the same patient ID Re-attending between 3 & 9 months - Adults	1,291	2,055	62.8%	50.9%	52.0%	50.5%
% of FP17s for Band 1 Urgent Courses	205	2,237	9.2%	9.5%	9.4%	9.1%
% of FP17s Relating to Free Repair or Replacements	2	2,237	0.1%	0.6%	0.7%	0.8%
% of FP17s Relating to Continuations	19	2,237	0.8%	1.1%	1.2%	1.3%
% of Patients satisfied with the dentistry they have received	5	5	N/A	94.8%	93.6%	93.2%
% of Patients satisfied with the time they had to wait for an appointment	5	5	N/A	91.7%	89.1%	89.0%

\* This is based on patients treated on this contract for their most recent course of treatment. Figures in italics indicate the base number of FP17s or Patient Questionnaire responses are less than 100. N/A is shown where the base number of responses is less than 10 during the period. % is calculated as Quantity/Base number\*100

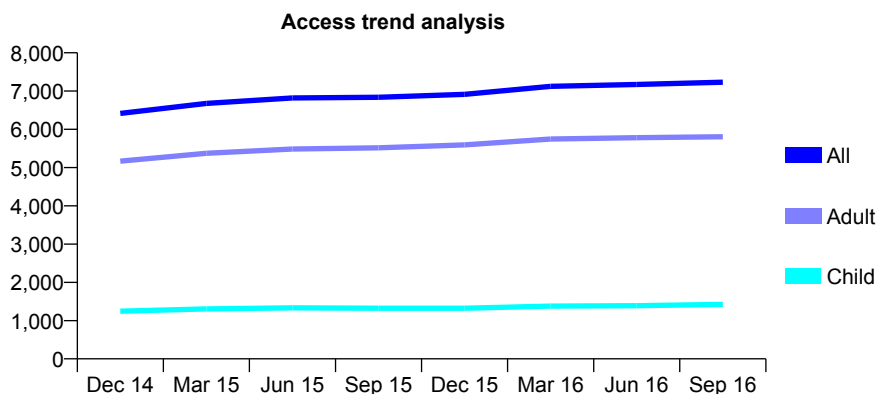
## Q68 - Vital Signs At a Glance Contract Report for 238783/0003 - September 2016

Name or company name	MR AN ZYBUTZ
Contract type name	GDS Contract
Purpose of contract	General
Contract start date	01/04/2006
Contract end date	

16/17 Contracted general activity (UDA)	27,623
Carry forward general activity (UDA)	44
16/17 Contracted orthodontic activity (UOA)	0
Carry forward orthodontic activity (UOA)	0
Baseline contract value	£730,768.79

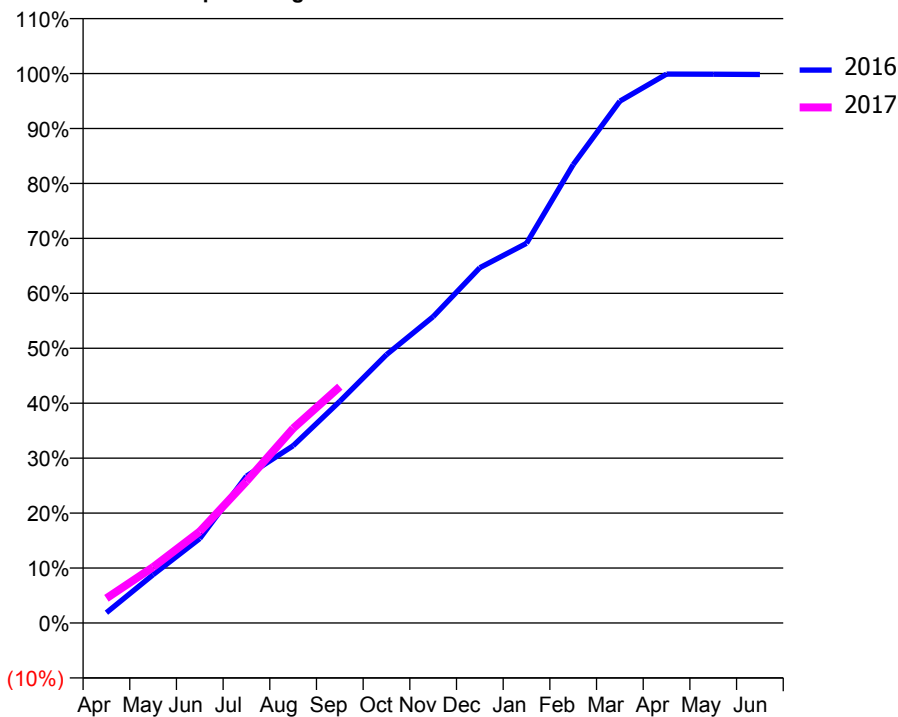
### ACCESS\*

Patients seen in 24 months	Total	Change since previous quarter
Quarter ending September 2015	6,839	
Quarter ending December 2015	6,914	→
Quarter ending March 2016	7,125	↑
Quarter ending June 2016	7,171	→
Quarter ending September 2016	7,230	→
<b>Variance since September 2015</b>	<b>5.7%</b>	<b>↑</b>



### ACTIVITY

Cumulative percentage of contracted UDA delivered 2016 & 2017



Month	Adjusted Scheduled Activity (UDA)	
	2016	2017
April	481	1,244
May	2,256	2,812
June	3,939	4,601
July	6,850	7,123
August	8,267	9,782
September	10,338	11,878
October	12,516	
November	14,286	
December	16,570	
January	17,704	
February	21,376	
March	24,331	
April	25,598	
May	25,593	
June	25,579	

### QUALITY

	Quantity	Base Number	Contract	AT	Region	England
% of FP17s for the same patient ID Re-attending within 3 months - Children	71	880	8.1%	9.8%	11.8%	12.4%
% of FP17s for the same patient ID Re-attending within 3 months - Adults	699	3,653	19.1%	15.8%	16.6%	16.7%
% of FP17s for the same patient ID Re-attending between 3 & 9 months - Children	438	880	49.8%	59.0%	60.2%	57.4%
% of FP17s for the same patient ID Re-attending between 3 & 9 months - Adults	1,664	3,653	45.6%	50.9%	52.0%	50.5%
% of FP17s for Band 1 Urgent Courses	483	4,226	11.4%	9.5%	9.4%	9.1%
% of FP17s Relating to Free Repair or Replacements	67	4,226	1.6%	0.6%	0.7%	0.8%
% of FP17s Relating to Continuations	150	4,226	3.5%	1.1%	1.2%	1.3%
% of Patients satisfied with the dentistry they have received	8	8	N/A	94.8%	93.6%	93.2%
% of Patients satisfied with the time they had to wait for an appointment	7	8	N/A	91.7%	89.1%	89.0%

\* This is based on patients treated on this contract for their most recent course of treatment. Figures in italics indicate the base number of FP17s or Patient Questionnaire responses are less than 100. N/A is shown where the base number of responses is less than 10 during the period. % is calculated as Quantity/Base number\*100

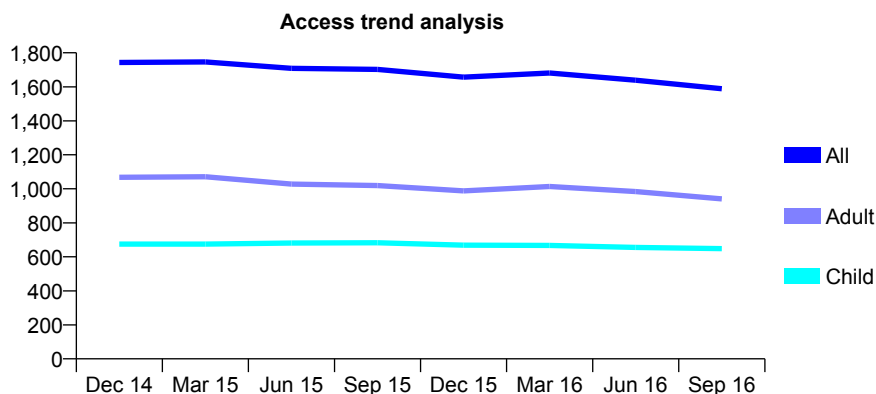
## Q68 - Vital Signs At a Glance Contract Report for 239410/0001 - September 2016

Name or company name	MR DB DEWSON
Contract type name	GDS Contract
Purpose of contract	General
Contract start date	01/04/2006
Contract end date	

16/17 Contracted general activity (UDA)	5,806
Carry forward general activity (UDA)	54
16/17 Contracted orthodontic activity (UOA)	0
Carry forward orthodontic activity (UOA)	0
Baseline contract value	£142,716.15

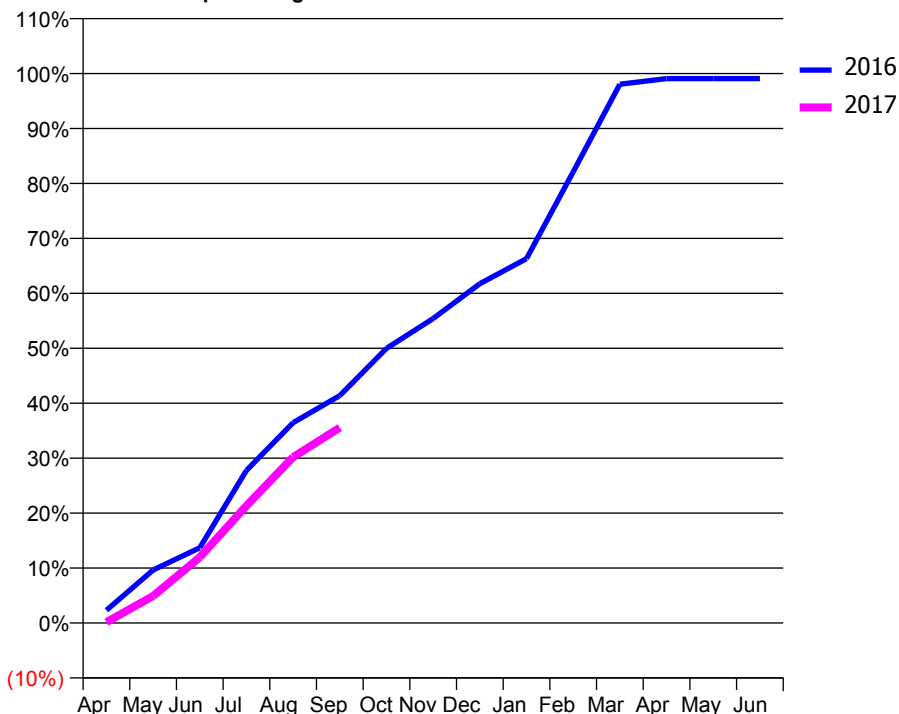
### ACCESS\*

Patients seen in 24 months	Total	Change since previous quarter
Quarter ending September 2015	1,702	
Quarter ending December 2015	1,657	↓
Quarter ending March 2016	1,681	→
Quarter ending June 2016	1,639	↓
Quarter ending September 2016	1,589	↓
<b>Variance since September 2015</b>	<b>(6.6%)</b>	<b>↓</b>



### ACTIVITY

Cumulative percentage of contracted UDA delivered 2016 & 2017



Month	Adjusted Scheduled Activity (UDA)	
	2016	2017
April	135	9
May	560	285
June	795	696
July	1,612	1,239
August	2,117	1,754
September	2,403	2,065
October	2,902	
November	3,217	
December	3,585	
January	3,850	
February	4,767	
March	5,692	
April	5,752	
May	5,752	
June	5,752	

### QUALITY

	Quantity	Base Number	Contract	AT	Region	England
% of FP17s for the same patient ID Re-attending within 3 months - Children	13	291	4.5%	9.8%	11.8%	12.4%
% of FP17s for the same patient ID Re-attending within 3 months - Adults	29	358	8.1%	15.8%	16.6%	16.7%
% of FP17s for the same patient ID Re-attending between 3 & 9 months - Children	80	291	27.5%	59.0%	60.2%	57.4%
% of FP17s for the same patient ID Re-attending between 3 & 9 months - Adults	103	358	28.8%	50.9%	52.0%	50.5%
% of FP17s for Band 1 Urgent Courses	0	635	0.0%	9.5%	9.4%	9.1%
% of FP17s Relating to Free Repair or Replacements	2	635	0.3%	0.6%	0.7%	0.8%
% of FP17s Relating to Continuations	16	635	2.5%	1.1%	1.2%	1.3%
% of Patients satisfied with the dentistry they have received	1	2	N/A	94.8%	93.6%	93.2%
% of Patients satisfied with the time they had to wait for an appointment	2	2	N/A	91.7%	89.1%	89.0%

\* This is based on patients treated on this contract for their most recent course of treatment. Figures in italics indicate the base number of FP17s or Patient Questionnaire responses are less than 100. N/A is shown where the base number of responses is less than 10 during the period. % is calculated as Quantity/Base number\*100

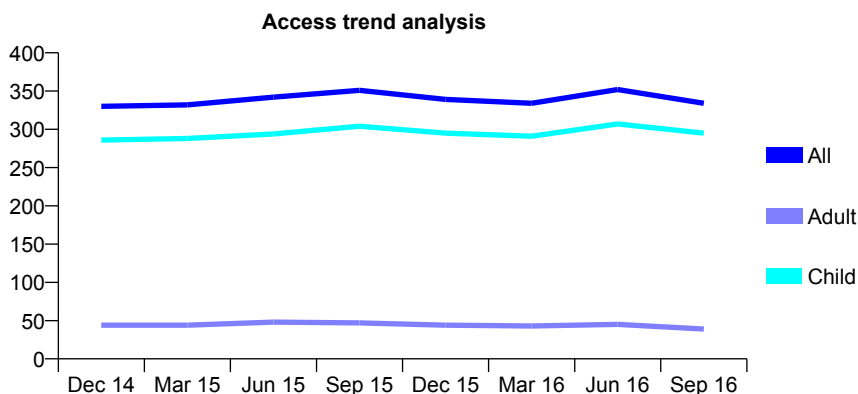
## Q68 - Vital Signs At a Glance Contract Report for 239437/0001 - September 2016

Name or company name	MR JT DOWNEY
Contract type name	GDS Contract
Purpose of contract	General
Contract start date	01/04/2006
Contract end date	

16/17 Contracted general activity (UDA)	475
Carry forward general activity (UDA)	-9
16/17 Contracted orthodontic activity (UOA)	0
Carry forward orthodontic activity (UOA)	0
Baseline contract value	£12,675.78

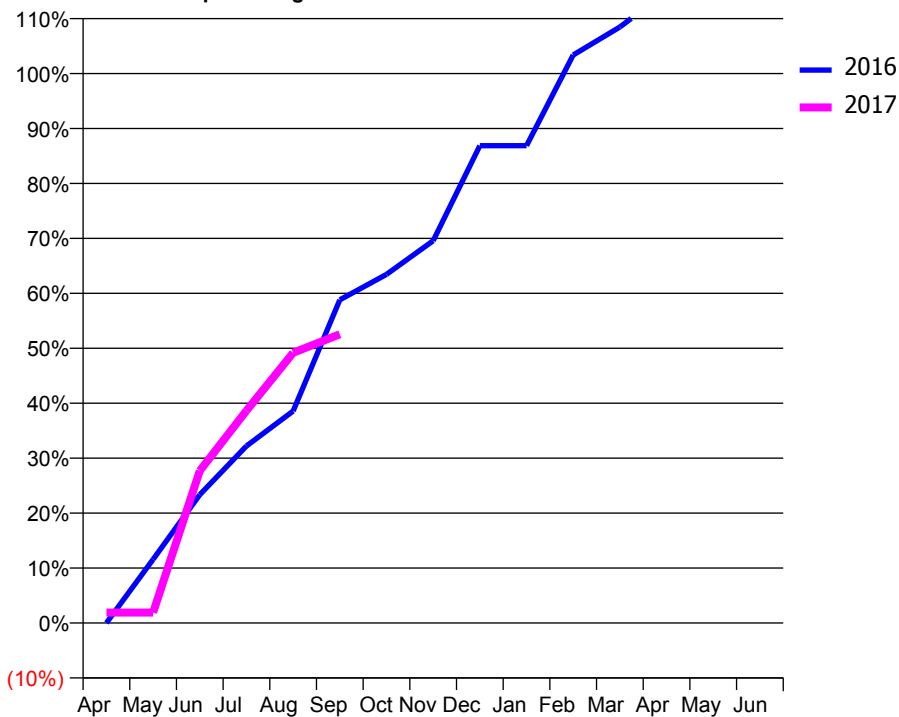
### ACCESS\*

Patients seen in 24 months	Total	Change since previous quarter
Quarter ending September 2015	351	
Quarter ending December 2015	339	↓
Quarter ending March 2016	334	↓
Quarter ending June 2016	352	↑
Quarter ending September 2016	334	↓
<b>Variance since September 2015</b>	<b>(4.8%)</b>	<b>↓</b>



### ACTIVITY

Cumulative percentage of contracted UDA delivered 2016 & 2017



Month	Adjusted Scheduled Activity (UDA)	
	2016	2017
April	0	9
May	55	9
June	111	132
July	153	184
August	183	234
September	279	250
October	301	
November	330	
December	413	
January	413	
February	491	
March	515	
April	545	
May	545	
June	548	

### QUALITY

	Quantity	Base Number	Contract	AT	Region	England
% of FP17s for the same patient ID Re-attending within 3 months - Children	5	235	2.1%	9.8%	11.8%	12.4%
% of FP17s for the same patient ID Re-attending within 3 months - Adults	0	8	0.0%	15.8%	16.6%	16.7%
% of FP17s for the same patient ID Re-attending between 3 & 9 months - Children	173	235	73.6%	59.0%	60.2%	57.4%
% of FP17s for the same patient ID Re-attending between 3 & 9 months - Adults	7	8	87.5%	50.9%	52.0%	50.5%
% of FP17s for Band 1 Urgent Courses	3	214	1.4%	9.5%	9.4%	9.1%
% of FP17s Relating to Free Repair or Replacements	0	214	0.0%	0.6%	0.7%	0.8%
% of FP17s Relating to Continuations	0	214	0.0%	1.1%	1.2%	1.3%
% of Patients satisfied with the dentistry they have received	0	0	N/A	94.8%	93.6%	93.2%
% of Patients satisfied with the time they had to wait for an appointment	0	0	N/A	91.7%	89.1%	89.0%

\* This is based on patients treated on this contract for their most recent course of treatment. Figures in italics indicate the base number of FP17s or Patient Questionnaire responses are less than 100. N/A is shown where the base number of responses is less than 10 during the period. % is calculated as Quantity/Base number\*100

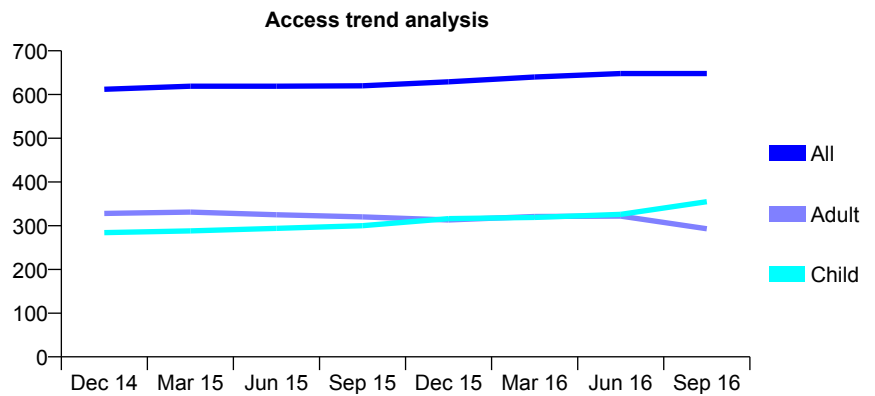
## Q68 - Vital Signs At a Glance Contract Report for 239461/0001 - September 2016

Name or company name	MR SW GREAVES
Contract type name	GDS Contract
Purpose of contract	General
Contract start date	18/06/2012
Contract end date	

16/17 Contracted general activity (UDA)	1,000
Carry forward general activity (UDA)	-20
16/17 Contracted orthodontic activity (UOA)	0
Carry forward orthodontic activity (UOA)	0
Baseline contract value	£22,226.14

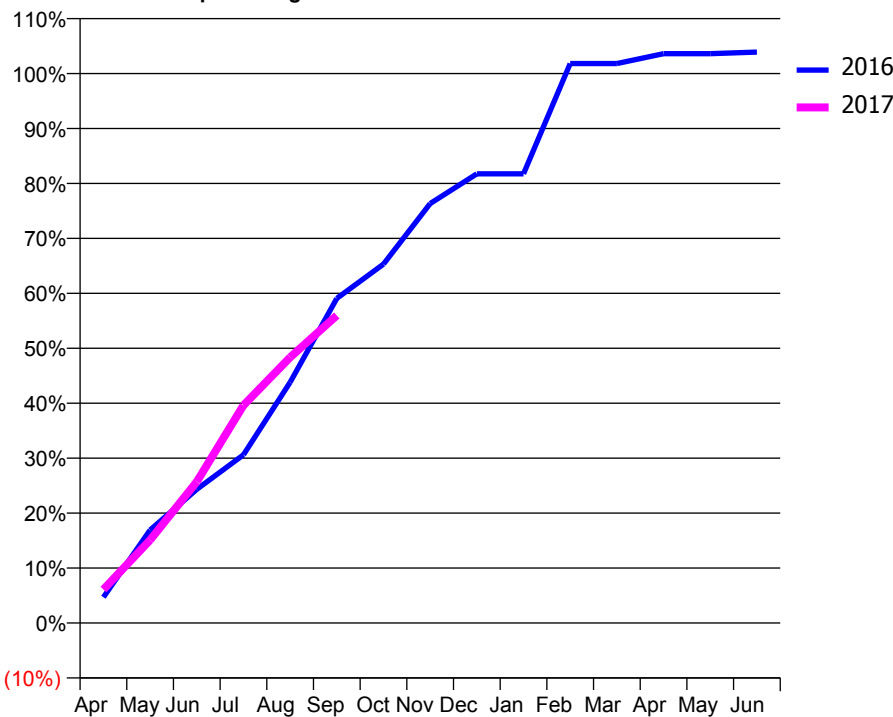
### ACCESS\*

Patients seen in 24 months	Total	Change since previous quarter
Quarter ending September 2015	620	
Quarter ending December 2015	629	→
Quarter ending March 2016	640	→
Quarter ending June 2016	648	→
Quarter ending September 2016	648	→
<b>Variance since September 2015</b>	<b>4.5%</b>	<b>↑</b>



### ACTIVITY

Cumulative percentage of contracted UDA delivered 2016 & 2017



Month	Adjusted Scheduled Activity (UDA)	
	2016	2017
April	47	61
May	169	151
June	243	257
July	306	396
August	438	484
September	591	560
October	653	
November	763	
December	817	
January	817	
February	1,018	
March	1,018	
April	1,036	
May	1,036	
June	1,039	

### QUALITY

	Quantity	Base Number	Contract	AT	Region	England
% of FP17s for the same patient ID Re-attending within 3 months - Children	23	337	6.8%	9.8%	11.8%	12.4%
% of FP17s for the same patient ID Re-attending within 3 months - Adults	9	94	9.6%	15.8%	16.6%	16.7%
% of FP17s for the same patient ID Re-attending between 3 & 9 months - Children	190	337	56.4%	59.0%	60.2%	57.4%
% of FP17s for the same patient ID Re-attending between 3 & 9 months - Adults	49	94	52.1%	50.9%	52.0%	50.5%
% of FP17s for Band 1 Urgent Courses	3	416	0.7%	9.5%	9.4%	9.1%
% of FP17s Relating to Free Repair or Replacements	0	416	0.0%	0.6%	0.7%	0.8%
% of FP17s Relating to Continuations	0	416	0.0%	1.1%	1.2%	1.3%
% of Patients satisfied with the dentistry they have received	0	0	N/A	94.8%	93.6%	93.2%
% of Patients satisfied with the time they had to wait for an appointment	0	0	N/A	91.7%	89.1%	89.0%

\* This is based on patients treated on this contract for their most recent course of treatment. Figures in italics indicate the base number of FP17s or Patient Questionnaire responses are less than 100. N/A is shown where the base number of responses is less than 10 during the period. % is calculated as Quantity/Base number\*100

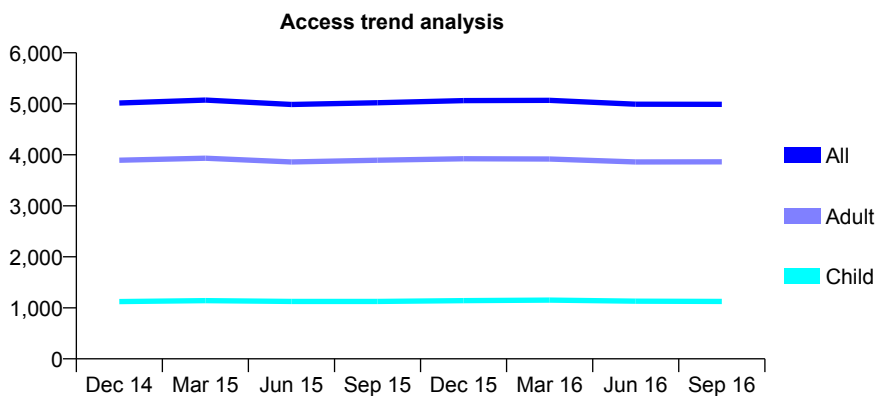
## Q68 - Vital Signs At a Glance Contract Report for 241423/0002 - September 2016

Name or company name	MR R SIVA
Contract type name	GDS Contract
Purpose of contract	General
Contract start date	01/12/2007
Contract end date	

16/17 Contracted general activity (UDA)	15,100
Carry forward general activity (UDA)	460
16/17 Contracted orthodontic activity (UOA)	0
Carry forward orthodontic activity (UOA)	0
Baseline contract value	£356,281.29

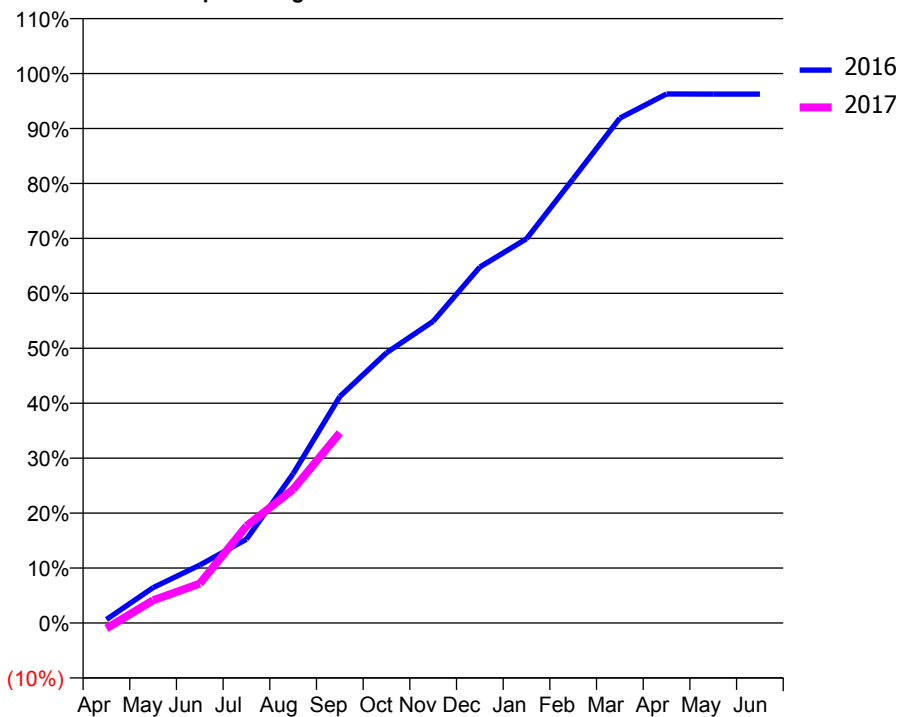
### ACCESS\*

Patients seen in 24 months	Total	Change since previous quarter
Quarter ending September 2015	5,021	
Quarter ending December 2015	5,063	→
Quarter ending March 2016	5,068	→
Quarter ending June 2016	4,991	↓
Quarter ending September 2016	4,989	→
<b>Variance since September 2015</b>	<b>(0.6%)</b>	<b>→</b>



### ACTIVITY

Cumulative percentage of contracted UDA delivered 2016 & 2017



Month	Adjusted Scheduled Activity (UDA)	
	2016	2017
April	96	-153
May	973	624
June	1,594	1,082
July	2,301	2,665
August	4,102	3,675
September	6,223	5,226
October	7,424	
November	8,292	
December	9,783	
January	10,560	
February	12,209	
March	13,873	
April	14,537	
May	14,533	
June	14,533	

### QUALITY

	Quantity	Base Number	Contract	AT	Region	England
% of FP17s for the same patient ID Re-attending within 3 months - Children	45	658	6.8%	9.8%	11.8%	12.4%
% of FP17s for the same patient ID Re-attending within 3 months - Adults	409	2,293	17.8%	15.8%	16.6%	16.7%
% of FP17s for the same patient ID Re-attending between 3 & 9 months - Children	279	658	42.4%	59.0%	60.2%	57.4%
% of FP17s for the same patient ID Re-attending between 3 & 9 months - Adults	829	2,293	36.2%	50.9%	52.0%	50.5%
% of FP17s for Band 1 Urgent Courses	330	2,645	12.5%	9.5%	9.4%	9.1%
% of FP17s Relating to Free Repair or Replacements	0	2,645	0.0%	0.6%	0.7%	0.8%
% of FP17s Relating to Continuations	17	2,645	0.6%	1.1%	1.2%	1.3%
% of Patients satisfied with the dentistry they have received	12	12	100.0%	94.8%	93.6%	93.2%
% of Patients satisfied with the time they had to wait for an appointment	12	12	100.0%	91.7%	89.1%	89.0%

\* This is based on patients treated on this contract for their most recent course of treatment. Figures in italics indicate the base number of FP17s or Patient Questionnaire responses are less than 100. N/A is shown where the base number of responses is less than 10 during the period. % is calculated as Quantity/Base number\*100



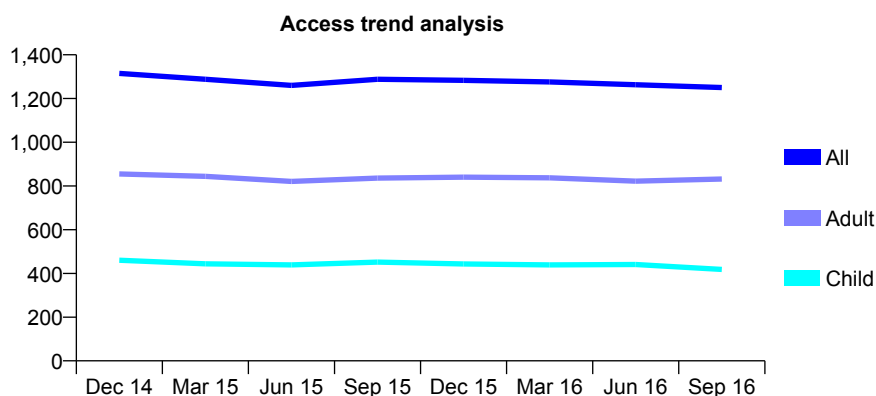
## Q68 - Vital Signs At a Glance Contract Report for 245003/0001 - September 2016

Name or company name	MR K ABODI
Contract type name	GDS Contract
Purpose of contract	General
Contract start date	01/04/2006
Contract end date	

16/17 Contracted general activity (UDA)	2,477
Carry forward general activity (UDA)	-23
16/17 Contracted orthodontic activity (UOA)	0
Carry forward orthodontic activity (UOA)	0
Baseline contract value	£60,593.98

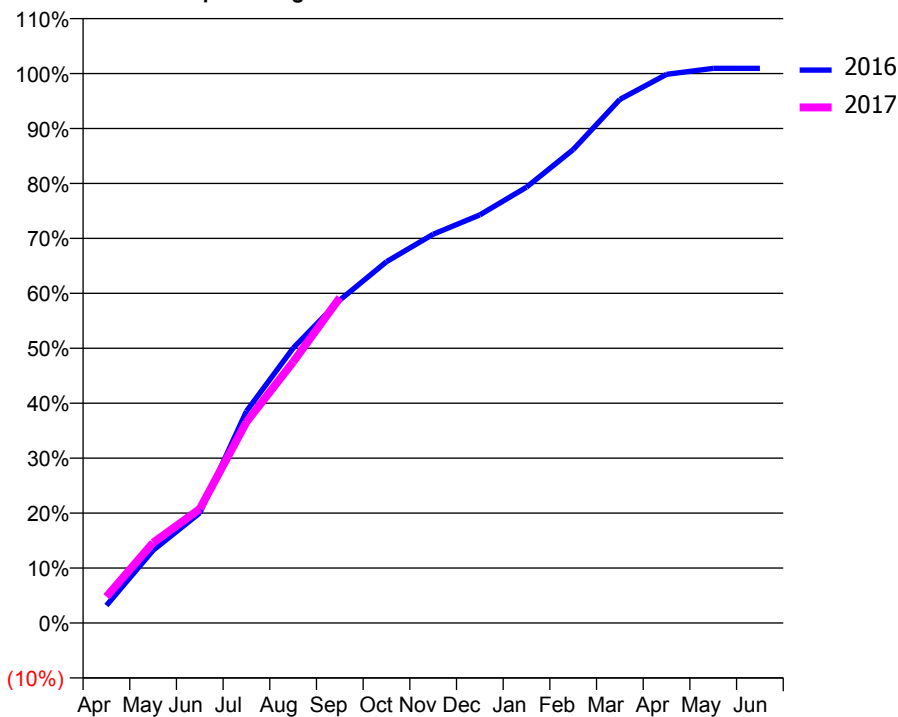
### ACCESS\*

Patients seen in 24 months	Total	Change since previous quarter
Quarter ending September 2015	1,288	
Quarter ending December 2015	1,283	→
Quarter ending March 2016	1,276	→
Quarter ending June 2016	1,263	↓
Quarter ending September 2016	1,250	↓
<b>Variance since September 2015</b>	<b>(3.0%)</b>	<b>↓</b>



### ACTIVITY

Cumulative percentage of contracted UDA delivered 2016 & 2017



Adjusted Scheduled Activity (UDA)

Month	2016	2017
April	79	119
May	328	362
June	496	514
July	955	906
August	1,239	1,177
September	1,456	1,467
October	1,628	
November	1,752	
December	1,840	
January	1,965	
February	2,134	
March	2,360	
April	2,473	
May	2,500	
June	2,500	

### QUALITY

	Quantity	Base Number	Contract	AT	Region	England
% of FP17s for the same patient ID Re-attending within 3 months - Children	5	264	1.9%	9.8%	11.8%	12.4%
% of FP17s for the same patient ID Re-attending within 3 months - Adults	48	538	8.9%	15.8%	16.6%	16.7%
% of FP17s for the same patient ID Re-attending between 3 & 9 months - Children	152	264	57.6%	59.0%	60.2%	57.4%
% of FP17s for the same patient ID Re-attending between 3 & 9 months - Adults	172	538	32.0%	50.9%	52.0%	50.5%
% of FP17s for Band 1 Urgent Courses	41	731	5.6%	9.5%	9.4%	9.1%
% of FP17s Relating to Free Repair or Replacements	3	731	0.4%	0.6%	0.7%	0.8%
% of FP17s Relating to Continuations	4	731	0.5%	1.1%	1.2%	1.3%
% of Patients satisfied with the dentistry they have received	1	1	N/A	94.8%	93.6%	93.2%
% of Patients satisfied with the time they had to wait for an appointment	1	1	N/A	91.7%	89.1%	89.0%

\* This is based on patients treated on this contract for their most recent course of treatment. Figures in italics indicate the base number of FP17s or Patient Questionnaire responses are less than 100. N/A is shown where the base number of responses is less than 10 during the period. % is calculated as Quantity/Base number\*100

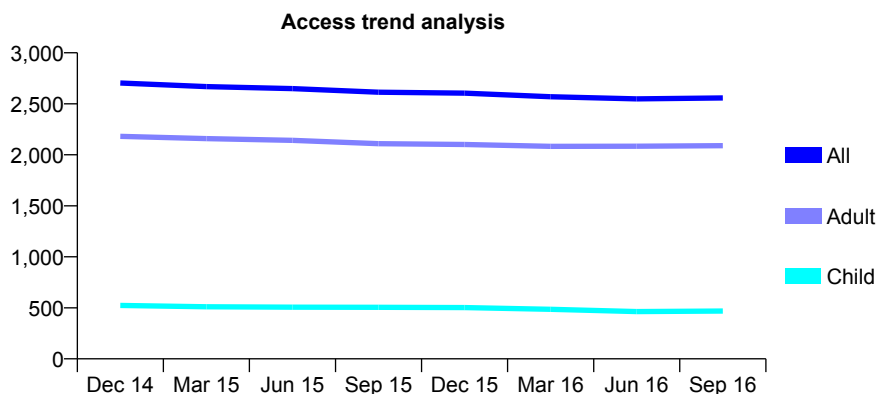
## Q68 - Vital Signs At a Glance Contract Report for 249599/0001 - September 2016

Name or company name	Rex Muller and Ambrose Ebhohimen Denta
Contract type name	GDS Contract
Purpose of contract	General
Contract start date	01/04/2006
Contract end date	

16/17 Contracted general activity (UDA)	9,487
Carry forward general activity (UDA)	0
16/17 Contracted orthodontic activity (UOA)	0
Carry forward orthodontic activity (UOA)	0
Baseline contract value	£211,862.33

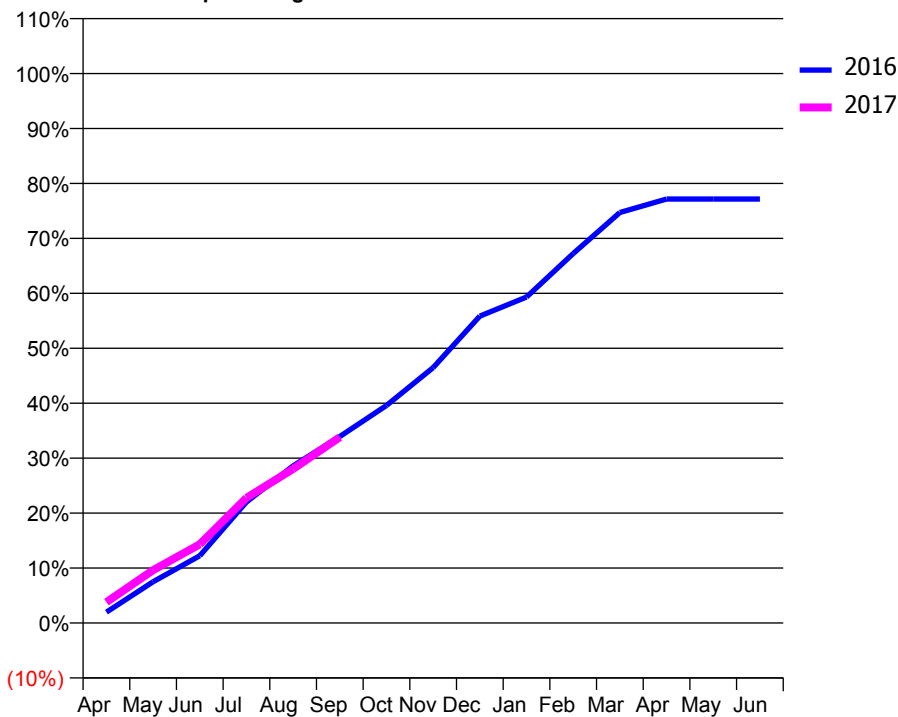
### ACCESS\*

Patients seen in 24 months	Total	Change since previous quarter
Quarter ending September 2015	2,614	
Quarter ending December 2015	2,604	→
Quarter ending March 2016	2,569	↓
Quarter ending June 2016	2,548	→
Quarter ending September 2016	2,557	→
<b>Variance since September 2015</b>	<b>(2.2%)</b>	<b>↓</b>



### ACTIVITY

Cumulative percentage of contracted UDA delivered 2016 & 2017



Adjusted Scheduled Activity (UDA)

Month	2016	2017
April	189	359
May	713	912
June	1,162	1,360
July	2,088	2,161
August	2,713	2,660
September	3,220	3,208
October	3,755	
November	4,409	
December	5,299	
January	5,627	
February	6,378	
March	7,087	
April	7,320	
May	7,320	
June	7,320	

### QUALITY

	Quantity	Base Number	Contract	AT	Region	England
% of FP17s for the same patient ID Re-attending within 3 months - Children	13	310	4.2%	9.8%	11.8%	12.4%
% of FP17s for the same patient ID Re-attending within 3 months - Adults	204	1,408	14.5%	15.8%	16.6%	16.7%
% of FP17s for the same patient ID Re-attending between 3 & 9 months - Children	178	310	57.4%	59.0%	60.2%	57.4%
% of FP17s for the same patient ID Re-attending between 3 & 9 months - Adults	787	1,408	55.9%	50.9%	52.0%	50.5%
% of FP17s for Band 1 Urgent Courses	46	1,589	2.9%	9.5%	9.4%	9.1%
% of FP17s Relating to Free Repair or Replacements	20	1,589	1.3%	0.6%	0.7%	0.8%
% of FP17s Relating to Continuations	31	1,589	2.0%	1.1%	1.2%	1.3%
% of Patients satisfied with the dentistry they have received	12	13	92.3%	94.8%	93.6%	93.2%
% of Patients satisfied with the time they had to wait for an appointment	12	13	92.3%	91.7%	89.1%	89.0%

\* This is based on patients treated on this contract for their most recent course of treatment. Figures in italics indicate the base number of FP17s or Patient Questionnaire responses are less than 100. N/A is shown where the base number of responses is less than 10 during the period. % is calculated as Quantity/Base number\*100

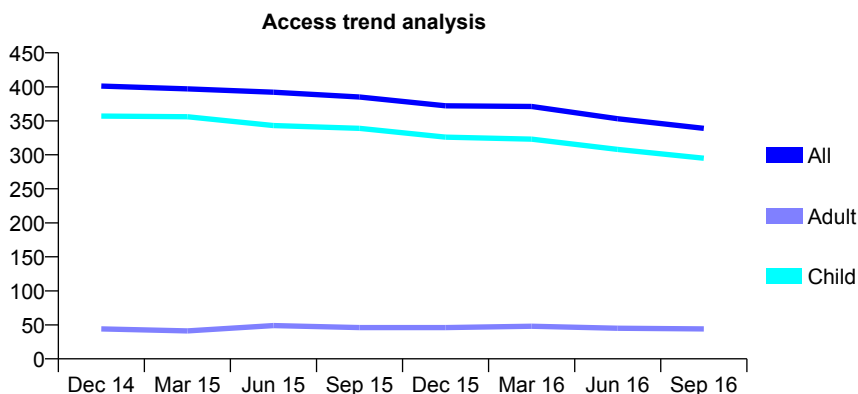
## Q68 - Vital Signs At a Glance Contract Report for 250414/0001 - September 2016

Name or company name	MRS EL CLAYTON-JONES
Contract type name	GDS Contract
Purpose of contract	General
Contract start date	01/12/2011
Contract end date	

16/17 Contracted general activity (UDA)	480
Carry forward general activity (UDA)	-10
16/17 Contracted orthodontic activity (UOA)	0
Carry forward orthodontic activity (UOA)	0
Baseline contract value	£10,666.04

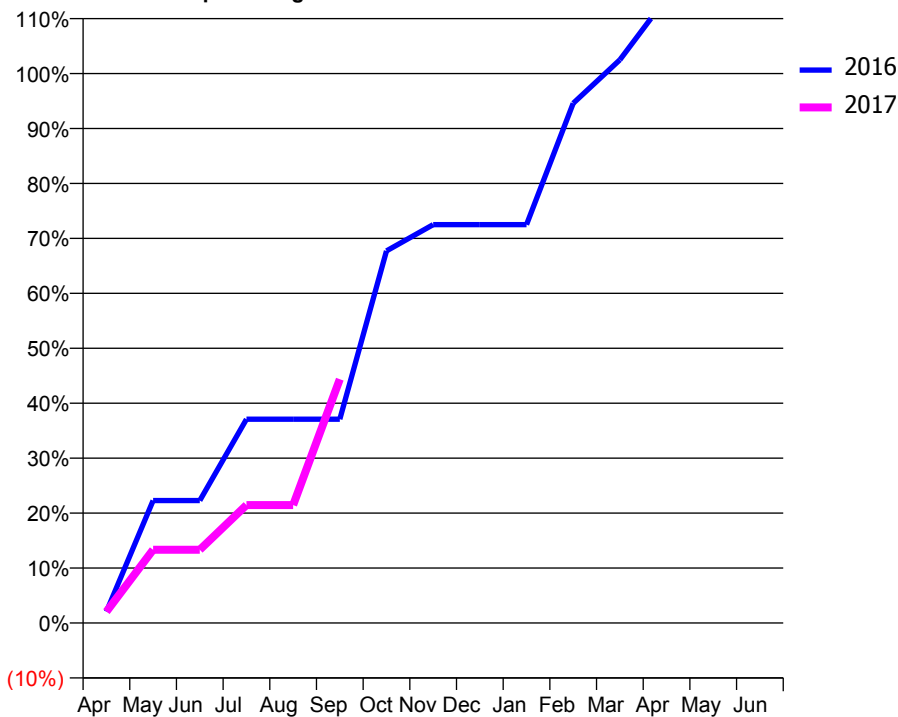
### ACCESS\*

Patients seen in 24 months	Total	Change since previous quarter
Quarter ending September 2015	385	
Quarter ending December 2015	372	↓
Quarter ending March 2016	371	→
Quarter ending June 2016	353	↓
Quarter ending September 2016	339	↓
<b>Variance since September 2015</b>	<b>(11.9%)</b>	<b>↓</b>



### ACTIVITY

Cumulative percentage of contracted UDA delivered 2016 & 2017



Adjusted Scheduled Activity (UDA)

Month	2016	2017
April	10	10
May	107	64
June	107	64
July	178	103
August	178	103
September	178	213
October	325	
November	348	
December	348	
January	348	
February	454	
March	492	
April	546	
May	546	
June	546	

### QUALITY

	Quantity	Base Number	Contract	AT	Region	England
% of FP17s for the same patient ID Re-attending within 3 months - Children	6	223	2.7%	9.8%	11.8%	12.4%
% of FP17s for the same patient ID Re-attending within 3 months - Adults	0	9	0.0%	15.8%	16.6%	16.7%
% of FP17s for the same patient ID Re-attending between 3 & 9 months - Children	162	223	72.6%	59.0%	60.2%	57.4%
% of FP17s for the same patient ID Re-attending between 3 & 9 months - Adults	6	9	66.7%	50.9%	52.0%	50.5%
% of FP17s for Band 1 Urgent Courses	0	183	0.0%	9.5%	9.4%	9.1%
% of FP17s Relating to Free Repair or Replacements	0	183	0.0%	0.6%	0.7%	0.8%
% of FP17s Relating to Continuations	0	183	0.0%	1.1%	1.2%	1.3%
% of Patients satisfied with the dentistry they have received	0	0	N/A	94.8%	93.6%	93.2%
% of Patients satisfied with the time they had to wait for an appointment	0	0	N/A	91.7%	89.1%	89.0%

\* This is based on patients treated on this contract for their most recent course of treatment. Figures in italics indicate the base number of FP17s or Patient Questionnaire responses are less than 100. N/A is shown where the base number of responses is less than 10 during the period. % is calculated as Quantity/Base number\*100

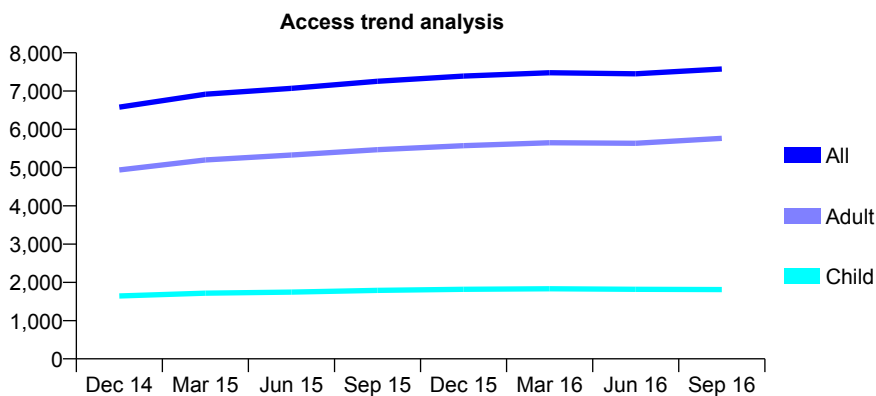
## Q68 - Vital Signs At a Glance Contract Report for 251739/0001 - September 2016

Name or company name	MS BS BHATT
Contract type name	GDS Contract
Purpose of contract	General
Contract start date	01/04/2006
Contract end date	

16/17 Contracted general activity (UDA)	16,944
Carry forward general activity (UDA)	-295
16/17 Contracted orthodontic activity (UOA)	0
Carry forward orthodontic activity (UOA)	0
Baseline contract value	£376,529.59

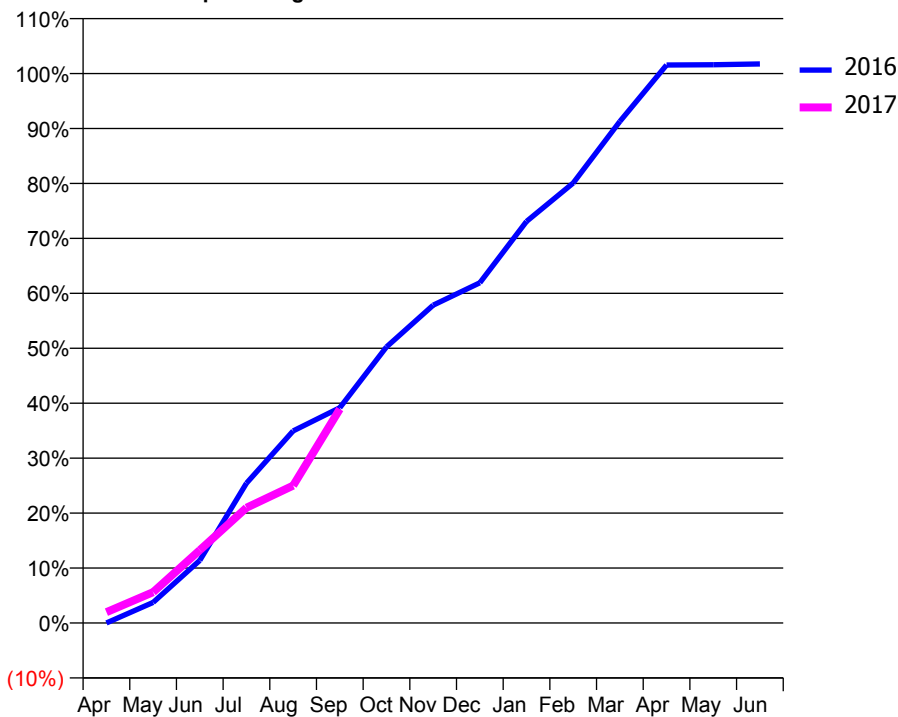
### ACCESS\*

Patients seen in 24 months	Total	Change since previous quarter
Quarter ending September 2015	7,257	
Quarter ending December 2015	7,391	→
Quarter ending March 2016	7,480	→
Quarter ending June 2016	7,451	→
Quarter ending September 2016	7,575	→
<b>Variance since September 2015</b>	<b>4.4%</b>	<b>↑</b>



### ACTIVITY

Cumulative percentage of contracted UDA delivered 2016 & 2017



Adjusted Scheduled Activity (UDA)

Month	2016	2017
April	0	335
May	637	953
June	1,929	2,248
July	4,311	3,556
August	5,924	4,237
September	6,637	6,597
October	8,515	
November	9,801	
December	10,492	
January	12,381	
February	13,569	
March	15,467	
April	17,207	
May	17,212	
June	17,239	

### QUALITY

	Quantity	Base Number	Contract	AT	Region	England
% of FP17s for the same patient ID Re-attending within 3 months - Children	115	1,250	9.2%	9.8%	11.8%	12.4%
% of FP17s for the same patient ID Re-attending within 3 months - Adults	564	3,579	15.8%	15.8%	16.6%	16.7%
% of FP17s for the same patient ID Re-attending between 3 & 9 months - Children	679	1,250	54.3%	59.0%	60.2%	57.4%
% of FP17s for the same patient ID Re-attending between 3 & 9 months - Adults	1,690	3,579	47.2%	50.9%	52.0%	50.5%
% of FP17s for Band 1 Urgent Courses	369	3,767	9.8%	9.5%	9.4%	9.1%
% of FP17s Relating to Free Repair or Replacements	24	3,767	0.6%	0.6%	0.7%	0.8%
% of FP17s Relating to Continuations	30	3,767	0.8%	1.1%	1.2%	1.3%
% of Patients satisfied with the dentistry they have received	12	12	100.0%	94.8%	93.6%	93.2%
% of Patients satisfied with the time they had to wait for an appointment	10	12	83.3%	91.7%	89.1%	89.0%

\* This is based on patients treated on this contract for their most recent course of treatment. Figures in italics indicate the base number of FP17s or Patient Questionnaire responses are less than 100. N/A is shown where the base number of responses is less than 10 during the period. % is calculated as Quantity/Base number\*100

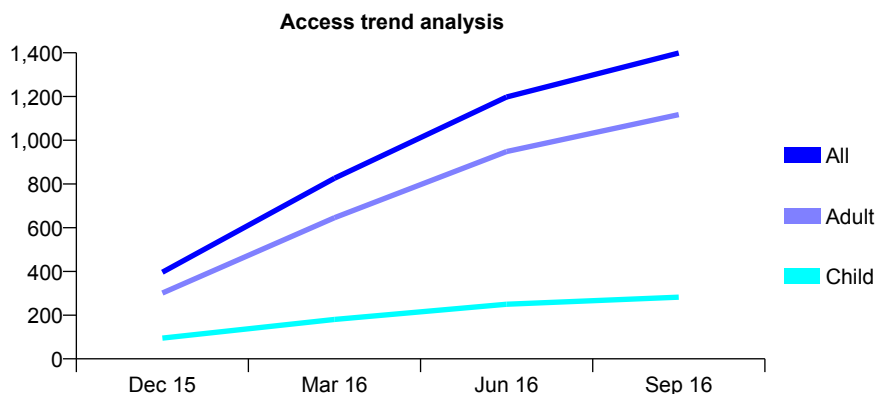
## Q68 - Vital Signs At a Glance Contract Report for 252247/0001 - September 2016

Name or company name	MR DI MIHAYLOV
Contract type name	GDS Contract
Purpose of contract	General
Contract start date	01/10/2015
Contract end date	

16/17 Contracted general activity (UDA)	6,490
Carry forward general activity (UDA)	-130
16/17 Contracted orthodontic activity (UOA)	0
Carry forward orthodontic activity (UOA)	0
Baseline contract value	£149,183.35

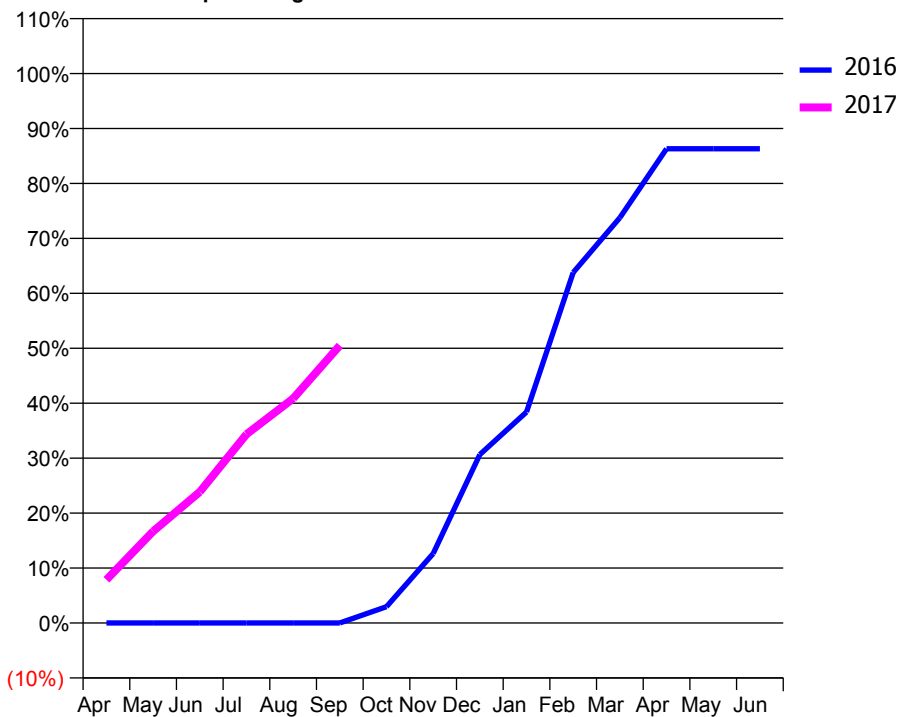
### ACCESS\*

Patients seen in 24 months	Total	Change since previous quarter
Quarter ending September 2015	0	
Quarter ending December 2015	396	↑
Quarter ending March 2016	826	↑
Quarter ending June 2016	1,198	↑
Quarter ending September 2016	1,399	↑
<b>Variance since September 2015</b>	N/A	



### ACTIVITY

Cumulative percentage of contracted UDA delivered 2016 & 2017



Month	Adjusted Scheduled Activity (UDA)	
	2016	2017
April	0	511
May	0	1,083
June	0	1,549
July	0	2,229
August	0	2,651
September	0	3,279
October	113	
November	479	
December	1,161	
January	1,454	
February	2,415	
March	2,793	
April	3,268	
May	3,268	
June	3,268	

### QUALITY

	Quantity	Base Number	Contract	AT	Region	England
% of FP17s for the same patient ID Re-attending within 3 months - Children	21	247	8.5%	9.8%	11.8%	12.4%
% of FP17s for the same patient ID Re-attending within 3 months - Adults	153	997	15.3%	15.8%	16.6%	16.7%
% of FP17s for the same patient ID Re-attending between 3 & 9 months - Children	89	247	36.0%	59.0%	60.2%	57.4%
% of FP17s for the same patient ID Re-attending between 3 & 9 months - Adults	338	997	33.9%	50.9%	52.0%	50.5%
% of FP17s for Band 1 Urgent Courses	78	1,105	7.1%	9.5%	9.4%	9.1%
% of FP17s Relating to Free Repair or Replacements	10	1,105	0.9%	0.6%	0.7%	0.8%
% of FP17s Relating to Continuations	45	1,105	4.1%	1.1%	1.2%	1.3%
% of Patients satisfied with the dentistry they have received	0	0	N/A	94.8%	93.6%	93.2%
% of Patients satisfied with the time they had to wait for an appointment	0	0	N/A	91.7%	89.1%	89.0%

\* This is based on patients treated on this contract for their most recent course of treatment. Figures in italics indicate the base number of FP17s or Patient Questionnaire responses are less than 100. N/A is shown where the base number of responses is less than 10 during the period. % is calculated as Quantity/Base number\*100

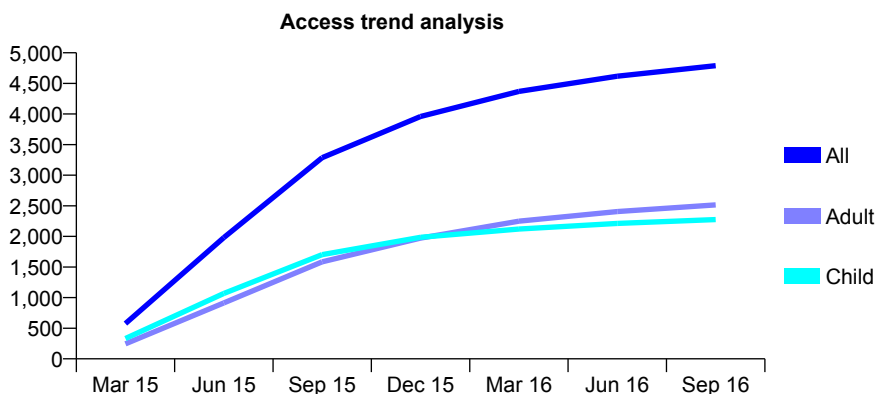
## Q68 - Vital Signs At a Glance Contract Report for 253294/0001 - September 2016

Name or company name	MR PA CARR
Contract type name	GDS Contract
Purpose of contract	General
Contract start date	17/02/2015
Contract end date	

16/17 Contracted general activity (UDA)	12,800
Carry forward general activity (UDA)	0
16/17 Contracted orthodontic activity (UOA)	0
Carry forward orthodontic activity (UOA)	0
Baseline contract value	£285,285.14

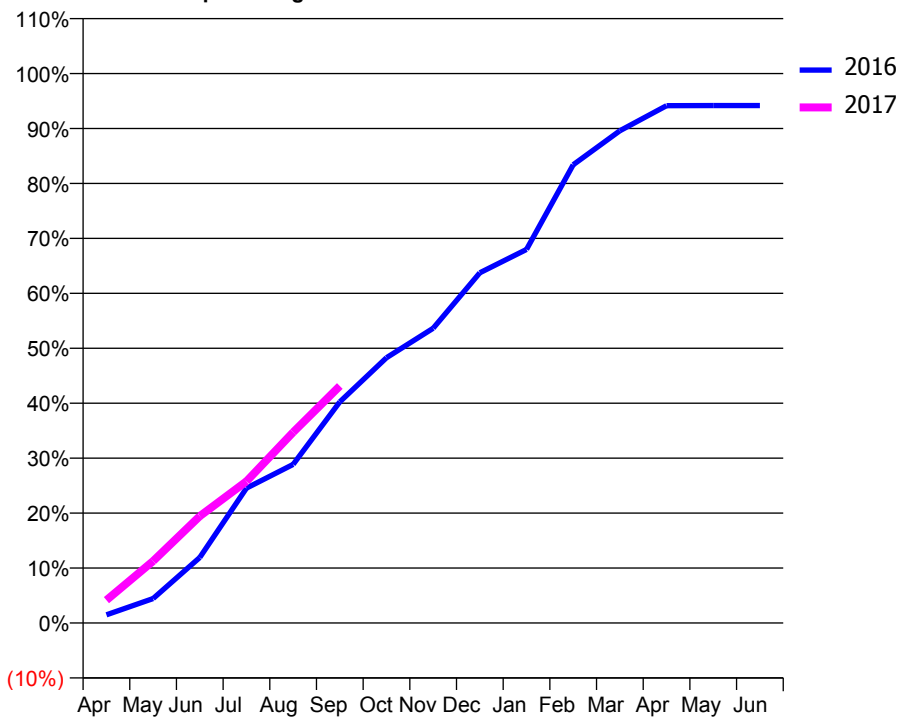
### ACCESS\*

Patients seen in 24 months	Total	Change since previous quarter
Quarter ending September 2015	3,287	
Quarter ending December 2015	3,959	↑
Quarter ending March 2016	4,369	↑
Quarter ending June 2016	4,618	↑
Quarter ending September 2016	4,790	↑
<b>Variance since September 2015</b>	<b>45.7%</b>	<b>↑</b>



### ACTIVITY

Cumulative percentage of contracted UDA delivered 2016 & 2017



Adjusted Scheduled Activity (UDA)

Month	2016	2017
April	192	534
May	570	1,444
June	1,526	2,490
July	3,142	3,299
August	3,694	4,442
September	5,152	5,520
October	6,181	
November	6,866	
December	8,157	
January	8,703	
February	10,675	
March	11,467	
April	12,051	
May	12,053	
June	12,054	

### QUALITY

	Quantity	Base Number	Contract	AT	Region	England
% of FP17s for the same patient ID Re-attending within 3 months - Children	132	1,843	7.2%	9.8%	11.8%	12.4%
% of FP17s for the same patient ID Re-attending within 3 months - Adults	274	1,823	15.0%	15.8%	16.6%	16.7%
% of FP17s for the same patient ID Re-attending between 3 & 9 months - Children	1,208	1,843	65.5%	59.0%	60.2%	57.4%
% of FP17s for the same patient ID Re-attending between 3 & 9 months - Adults	916	1,823	50.2%	50.9%	52.0%	50.5%
% of FP17s for Band 1 Urgent Courses	291	3,349	8.7%	9.5%	9.4%	9.1%
% of FP17s Relating to Free Repair or Replacements	9	3,349	0.3%	0.6%	0.7%	0.8%
% of FP17s Relating to Continuations	38	3,349	1.1%	1.1%	1.2%	1.3%
% of Patients satisfied with the dentistry they have received	3	4	N/A	94.8%	93.6%	93.2%
% of Patients satisfied with the time they had to wait for an appointment	2	4	N/A	91.7%	89.1%	89.0%

\* This is based on patients treated on this contract for their most recent course of treatment. Figures in italics indicate the base number of FP17s or Patient Questionnaire responses are less than 100. N/A is shown where the base number of responses is less than 10 during the period. % is calculated as Quantity/Base number\*100

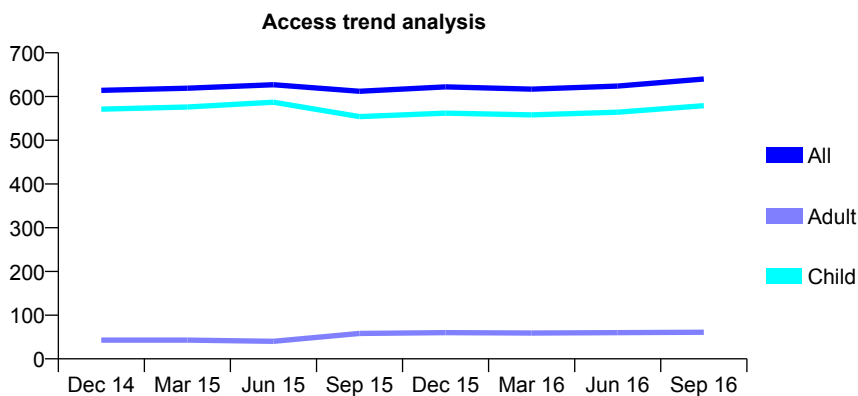
## Q68 - Vital Signs At a Glance Contract Report for 253405/0001 - September 2016

Name or company name	MR J BAROTIAN
Contract type name	GDS Contract
Purpose of contract	General
Contract start date	01/04/2006
Contract end date	

16/17 Contracted general activity (UDA)	1,300
Carry forward general activity (UDA)	0
16/17 Contracted orthodontic activity (UOA)	0
Carry forward orthodontic activity (UOA)	0
Baseline contract value	£32,982.08

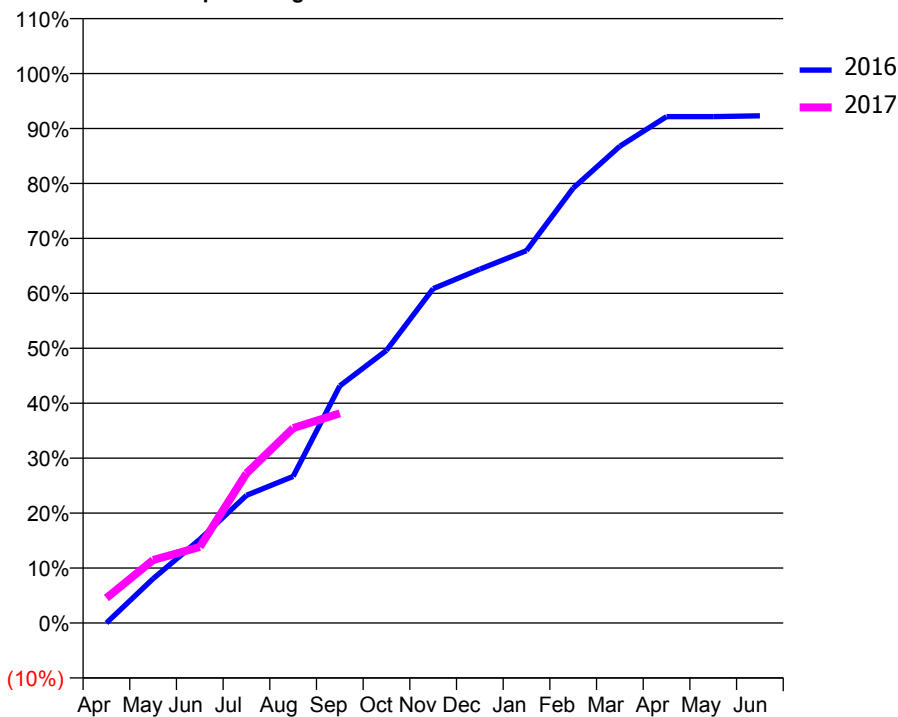
### ACCESS\*

Patients seen in 24 months	Total	Change since previous quarter
Quarter ending September 2015	612	
Quarter ending December 2015	622	→
Quarter ending March 2016	617	→
Quarter ending June 2016	624	→
Quarter ending September 2016	640	↑
<b>Variance since September 2015</b>	4.6%	↑



### ACTIVITY

Cumulative percentage of contracted UDA delivered 2016 & 2017



Adjusted Scheduled Activity (UDA)

Month	2016	2017
April	0	59
May	105	149
June	198	180
July	302	354
August	347	461
September	561	496
October	645	
November	791	
December	837	
January	881	
February	1,029	
March	1,128	
April	1,198	
May	1,198	
June	1,200	

### QUALITY

	Quantity	Base Number	Contract	AT	Region	England
% of FP17s for the same patient ID Re-attending within 3 months - Children	24	410	5.9%	9.8%	11.8%	12.4%
% of FP17s for the same patient ID Re-attending within 3 months - Adults	0	0	N/A	15.8%	16.6%	16.7%
% of FP17s for the same patient ID Re-attending between 3 & 9 months - Children	257	410	62.7%	59.0%	60.2%	57.4%
% of FP17s for the same patient ID Re-attending between 3 & 9 months - Adults	0	0	N/A	50.9%	52.0%	50.5%
% of FP17s for Band 1 Urgent Courses	0	355	0.0%	9.5%	9.4%	9.1%
% of FP17s Relating to Free Repair or Replacements	0	355	0.0%	0.6%	0.7%	0.8%
% of FP17s Relating to Continuations	0	355	0.0%	1.1%	1.2%	1.3%
% of Patients satisfied with the dentistry they have received	0	0	N/A	94.8%	93.6%	93.2%
% of Patients satisfied with the time they had to wait for an appointment	0	0	N/A	91.7%	89.1%	89.0%

\* This is based on patients treated on this contract for their most recent course of treatment. Figures in italics indicate the base number of FP17s or Patient Questionnaire responses are less than 100. N/A is shown where the base number of responses is less than 10 during the period. % is calculated as Quantity/Base number\*100



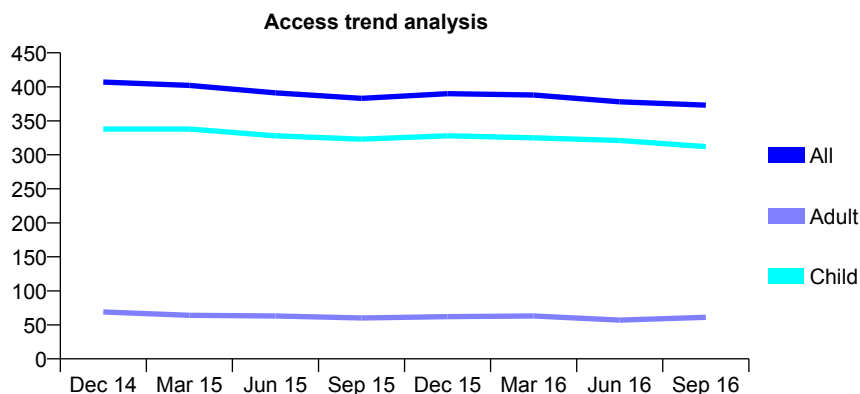
## Q68 - Vital Signs At a Glance Contract Report for 253529/0002 - September 2016

Name or company name	MR N JANSEN VAN RENSBURG
Contract type name	GDS Contract
Purpose of contract	General
Contract start date	01/11/2006
Contract end date	

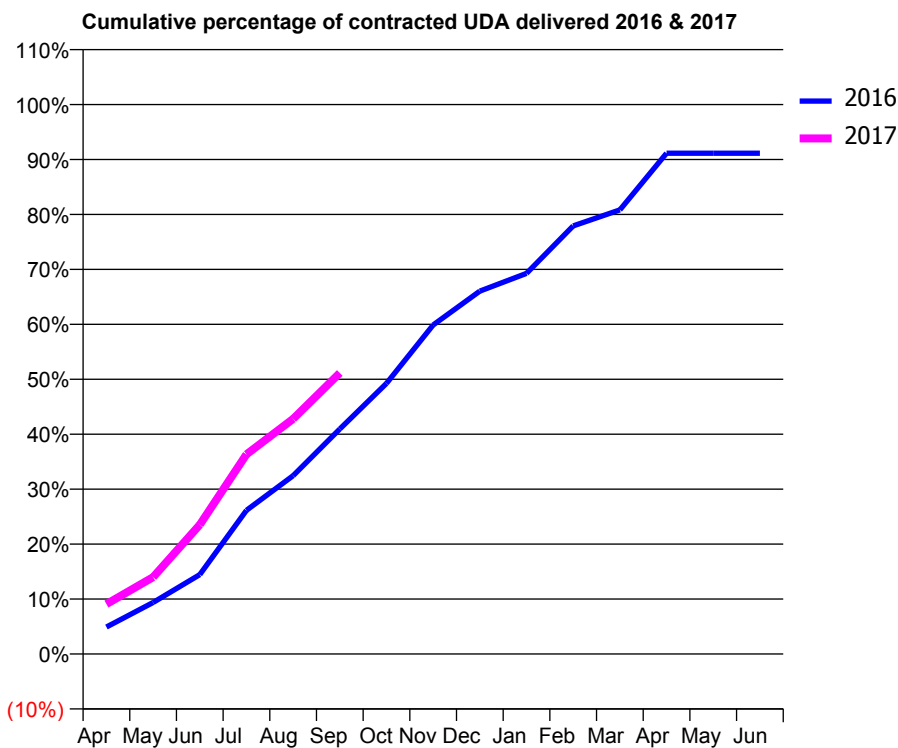
16/17 Contracted general activity (UDA)	650
Carry forward general activity (UDA)	0
16/17 Contracted orthodontic activity (UOA)	0
Carry forward orthodontic activity (UOA)	0
Baseline contract value	£14,446.70

### ACCESS\*

Patients seen in 24 months	Total	Change since previous quarter
Quarter ending September 2015	383	
Quarter ending December 2015	390	→
Quarter ending March 2016	388	→
Quarter ending June 2016	378	↓
Quarter ending September 2016	373	↓
<b>Variance since September 2015</b>	<b>(2.6%)</b>	<b>↓</b>



### ACTIVITY



Month	Adjusted Scheduled Activity (UDA)	
	2016	2017
April	32	59
May	61	91
June	94	153
July	170	236
August	211	278
September	266	332
October	320	
November	389	
December	429	
January	450	
February	506	
March	525	
April	592	
May	592	
June	592	

### QUALITY

	Quantity	Base Number	Contract	AT	Region	England
% of FP17s for the same patient ID Re-attending within 3 months - Children	5	240	2.1%	9.8%	11.8%	12.4%
% of FP17s for the same patient ID Re-attending within 3 months - Adults	0	29	0.0%	15.8%	16.6%	16.7%
% of FP17s for the same patient ID Re-attending between 3 & 9 months - Children	127	240	52.9%	59.0%	60.2%	57.4%
% of FP17s for the same patient ID Re-attending between 3 & 9 months - Adults	14	29	48.3%	50.9%	52.0%	50.5%
% of FP17s for Band 1 Urgent Courses	2	236	0.8%	9.5%	9.4%	9.1%
% of FP17s Relating to Free Repair or Replacements	0	236	0.0%	0.6%	0.7%	0.8%
% of FP17s Relating to Continuations	2	236	0.8%	1.1%	1.2%	1.3%
% of Patients satisfied with the dentistry they have received	0	0	N/A	94.8%	93.6%	93.2%
% of Patients satisfied with the time they had to wait for an appointment	0	0	N/A	91.7%	89.1%	89.0%

\* This is based on patients treated on this contract for their most recent course of treatment. Figures in italics indicate the base number of FP17s or Patient Questionnaire responses are less than 100. N/A is shown where the base number of responses is less than 10 during the period. % is calculated as Quantity/Base number\*100

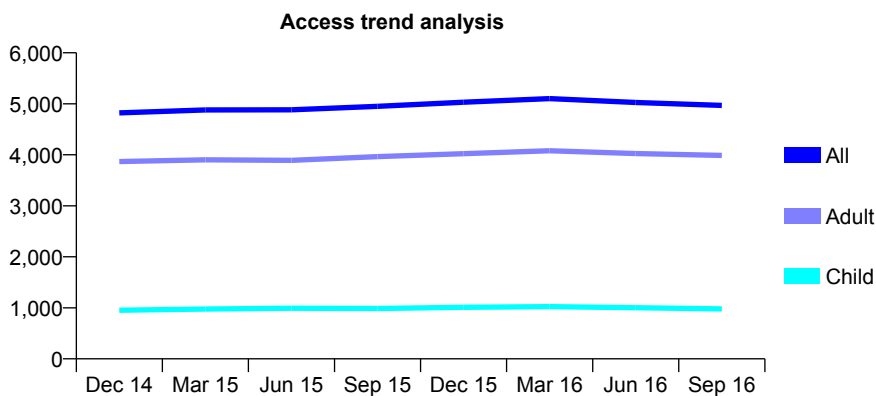
## Q68 - Vital Signs At a Glance Contract Report for 253634/0002 - September 2016

Name or company name	MR K CHRISTIAN
Contract type name	GDS Contract
Purpose of contract	General
Contract start date	01/04/2006
Contract end date	

16/17 Contracted general activity (UDA)	14,706
Carry forward general activity (UDA)	-14
16/17 Contracted orthodontic activity (UOA)	0
Carry forward orthodontic activity (UOA)	0
Baseline contract value	£326,850.81

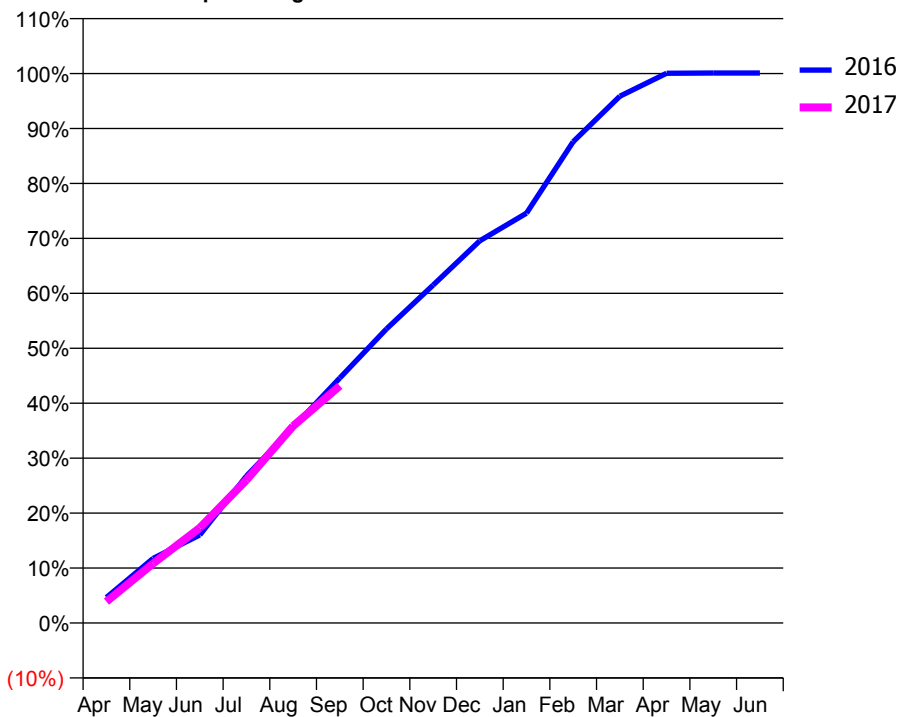
### ACCESS\*

Patients seen in 24 months	Total	Change since previous quarter
Quarter ending September 2015	4,951	
Quarter ending December 2015	5,032	→
Quarter ending March 2016	5,103	→
Quarter ending June 2016	5,027	↓
Quarter ending September 2016	4,968	↓
<b>Variance since September 2015</b>	<b>0.3%</b>	<b>→</b>



### ACTIVITY

Cumulative percentage of contracted UDA delivered 2016 & 2017



Month	Adjusted Scheduled Activity (UDA)	
	2016	2017
April	683	574
May	1,728	1,594
June	2,358	2,546
July	3,933	3,828
August	5,237	5,274
September	6,557	6,347
October	7,871	
November	9,047	
December	10,228	
January	10,969	
February	12,882	
March	14,098	
April	14,713	
May	14,719	
June	14,720	

### QUALITY

	Quantity	Base Number	Contract	AT	Region	England
% of FP17s for the same patient ID Re-attending within 3 months - Children	58	810	7.2%	9.8%	11.8%	12.4%
% of FP17s for the same patient ID Re-attending within 3 months - Adults	409	3,118	13.1%	15.8%	16.6%	16.7%
% of FP17s for the same patient ID Re-attending between 3 & 9 months - Children	511	810	63.1%	59.0%	60.2%	57.4%
% of FP17s for the same patient ID Re-attending between 3 & 9 months - Adults	2,132	3,118	68.4%	50.9%	52.0%	50.5%
% of FP17s for Band 1 Urgent Courses	123	3,576	3.4%	9.5%	9.4%	9.1%
% of FP17s Relating to Free Repair or Replacements	7	3,576	0.2%	0.6%	0.7%	0.8%
% of FP17s Relating to Continuations	60	3,576	1.7%	1.1%	1.2%	1.3%
% of Patients satisfied with the dentistry they have received	4	4	N/A	94.8%	93.6%	93.2%
% of Patients satisfied with the time they had to wait for an appointment	3	4	N/A	91.7%	89.1%	89.0%

\* This is based on patients treated on this contract for their most recent course of treatment. Figures in italics indicate the base number of FP17s or Patient Questionnaire responses are less than 100. N/A is shown where the base number of responses is less than 10 during the period. % is calculated as Quantity/Base number\*100

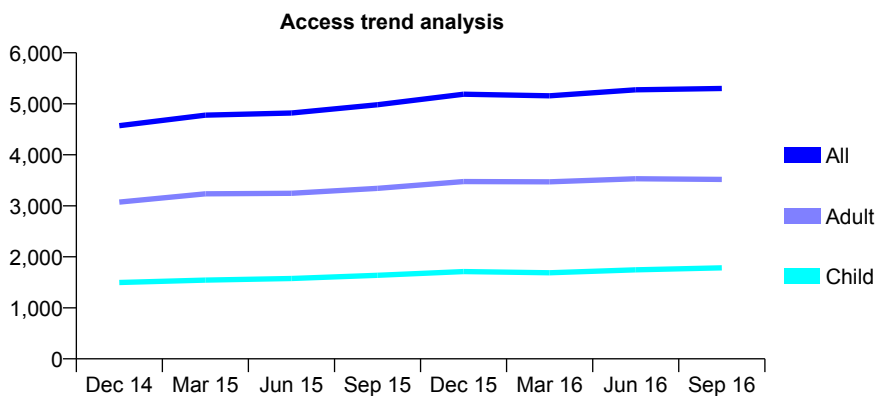
## Q68 - Vital Signs At a Glance Contract Report for 262803/0004 - September 2016

Name or company name	MR SA BUTT
Contract type name	GDS Contract
Purpose of contract	General
Contract start date	01/04/2006
Contract end date	

16/17 Contracted general activity (UDA)	8,741
Carry forward general activity (UDA)	79
16/17 Contracted orthodontic activity (UOA)	0
Carry forward orthodontic activity (UOA)	0
Baseline contract value	£199,897.40

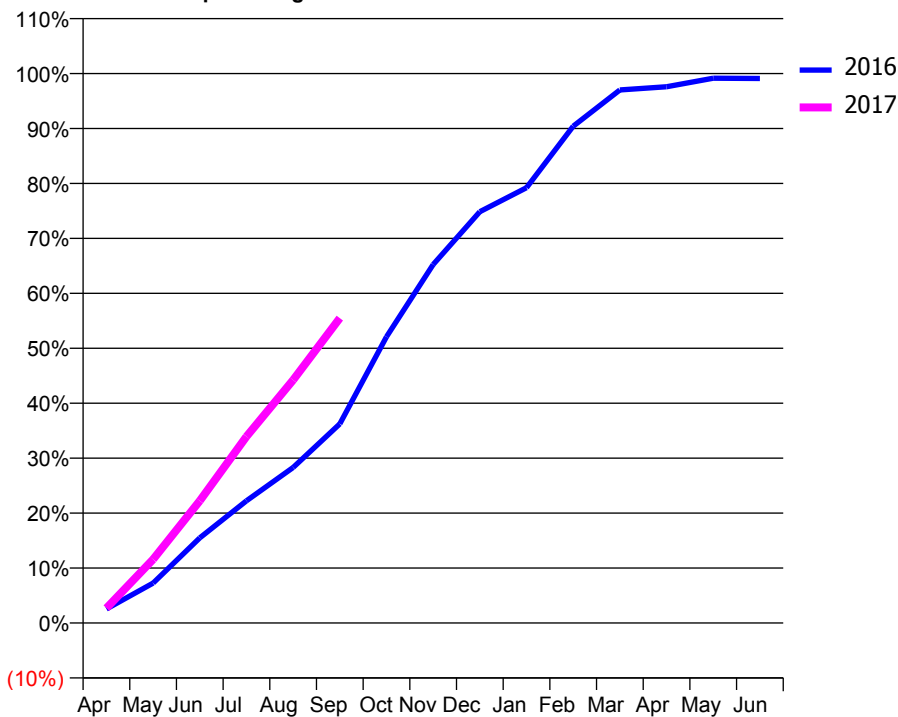
### ACCESS\*

Patients seen in 24 months	Total	Change since previous quarter
Quarter ending September 2015	4,982	
Quarter ending December 2015	5,188	↑
Quarter ending March 2016	5,158	→
Quarter ending June 2016	5,274	↑
Quarter ending September 2016	5,301	→
<b>Variance since September 2015</b>	<b>6.4%</b>	<b>↑</b>



### ACTIVITY

Cumulative percentage of contracted UDA delivered 2016 & 2017



Adjusted Scheduled Activity (UDA)

Month	2016	2017
April	223	237
May	635	1,013
June	1,354	1,945
July	1,944	2,966
August	2,474	3,867
September	3,167	4,849
October	4,552	
November	5,704	
December	6,543	
January	6,925	
February	7,902	
March	8,480	
April	8,530	
May	8,665	
June	8,662	

### QUALITY

	Quantity	Base Number	Contract	AT	Region	England
% of FP17s for the same patient ID Re-attending within 3 months - Children	88	1,366	6.4%	9.8%	11.8%	12.4%
% of FP17s for the same patient ID Re-attending within 3 months - Adults	247	1,971	12.5%	15.8%	16.6%	16.7%
% of FP17s for the same patient ID Re-attending between 3 & 9 months - Children	615	1,366	45.0%	59.0%	60.2%	57.4%
% of FP17s for the same patient ID Re-attending between 3 & 9 months - Adults	727	1,971	36.9%	50.9%	52.0%	50.5%
% of FP17s for Band 1 Urgent Courses	241	2,294	10.5%	9.5%	9.4%	9.1%
% of FP17s Relating to Free Repair or Replacements	9	2,294	0.4%	0.6%	0.7%	0.8%
% of FP17s Relating to Continuations	0	2,294	0.0%	1.1%	1.2%	1.3%
% of Patients satisfied with the dentistry they have received	5	5	N/A	94.8%	93.6%	93.2%
% of Patients satisfied with the time they had to wait for an appointment	4	5	N/A	91.7%	89.1%	89.0%

\* This is based on patients treated on this contract for their most recent course of treatment. Figures in italics indicate the base number of FP17s or Patient Questionnaire responses are less than 100. N/A is shown where the base number of responses is less than 10 during the period. % is calculated as Quantity/Base number\*100

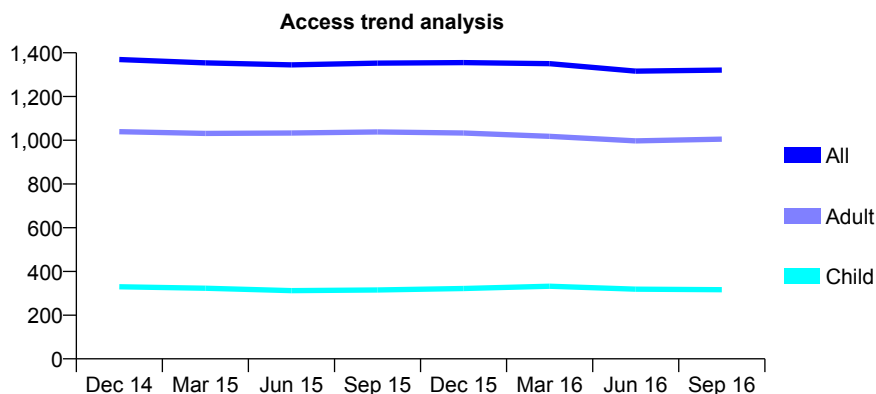
## Q68 - Vital Signs At a Glance Contract Report for 263656/0004 - September 2016

Name or company name	MR P APOSTOLOPOULOS
Contract type name	GDS Contract
Purpose of contract	General
Contract start date	01/09/2011
Contract end date	

16/17 Contracted general activity (UDA)	5,000
Carry forward general activity (UDA)	0
16/17 Contracted orthodontic activity (UOA)	0
Carry forward orthodontic activity (UOA)	0
Baseline contract value	£127,783.09

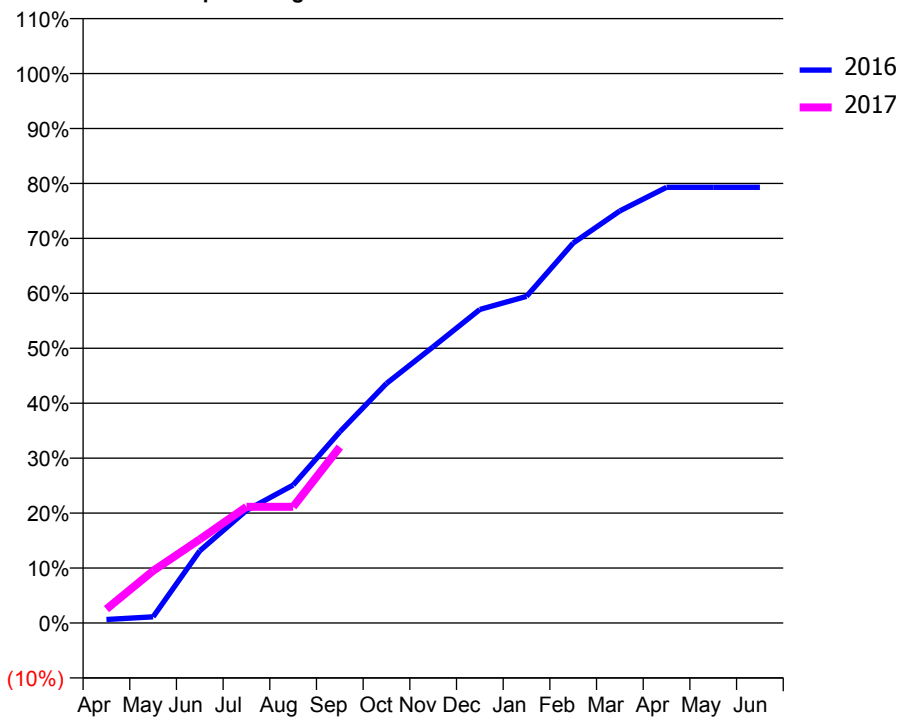
### ACCESS\*

Patients seen in 24 months	Total	Change since previous quarter
Quarter ending September 2015	1,353	
Quarter ending December 2015	1,355	→
Quarter ending March 2016	1,350	→
Quarter ending June 2016	1,316	↓
Quarter ending September 2016	1,321	→
<b>Variance since September 2015</b>	<b>(2.4%)</b>	<b>↓</b>



### ACTIVITY

Cumulative percentage of contracted UDA delivered 2016 & 2017



Adjusted Scheduled Activity (UDA)

Month	2016	2017
April	32	126
May	56	475
June	657	761
July	1,024	1,058
August	1,256	1,058
September	1,739	1,601
October	2,179	
November	2,514	
December	2,853	
January	2,972	
February	3,457	
March	3,750	
April	3,965	
May	3,965	
June	3,965	

### QUALITY

	Quantity	Base Number	Contract	AT	Region	England
% of FP17s for the same patient ID Re-attending within 3 months - Children	14	250	5.6%	9.8%	11.8%	12.4%
% of FP17s for the same patient ID Re-attending within 3 months - Adults	132	780	16.9%	15.8%	16.6%	16.7%
% of FP17s for the same patient ID Re-attending between 3 & 9 months - Children	161	250	64.4%	59.0%	60.2%	57.4%
% of FP17s for the same patient ID Re-attending between 3 & 9 months - Adults	455	780	58.3%	50.9%	52.0%	50.5%
% of FP17s for Band 1 Urgent Courses	83	927	9.0%	9.5%	9.4%	9.1%
% of FP17s Relating to Free Repair or Replacements	0	927	0.0%	0.6%	0.7%	0.8%
% of FP17s Relating to Continuations	14	927	1.5%	1.1%	1.2%	1.3%
% of Patients satisfied with the dentistry they have received	1	1	N/A	94.8%	93.6%	93.2%
% of Patients satisfied with the time they had to wait for an appointment	1	1	N/A	91.7%	89.1%	89.0%

\* This is based on patients treated on this contract for their most recent course of treatment. Figures in italics indicate the base number of FP17s or Patient Questionnaire responses are less than 100. N/A is shown where the base number of responses is less than 10 during the period. % is calculated as Quantity/Base number\*100

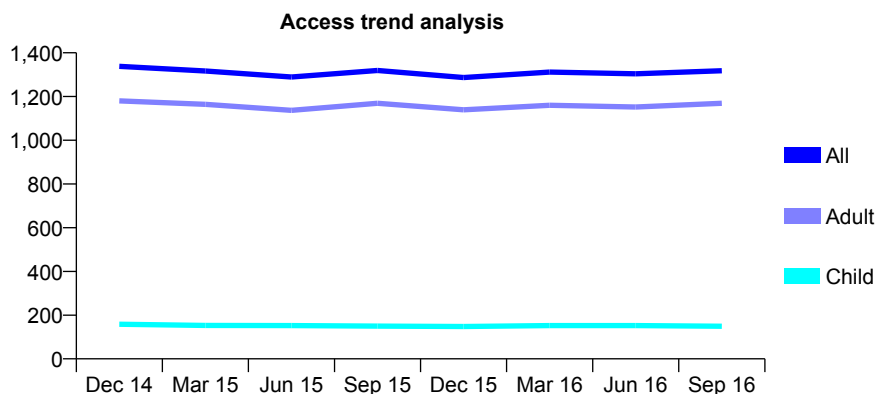
## Q68 - Vital Signs At a Glance Contract Report for 268763/0002 - September 2016

Name or company name	MR KR MAYALL
Contract type name	GDS Contract
Purpose of contract	General
Contract start date	01/10/2012
Contract end date	

16/17 Contracted general activity (UDA)	4,778
Carry forward general activity (UDA)	-94
16/17 Contracted orthodontic activity (UOA)	0
Carry forward orthodontic activity (UOA)	0
Baseline contract value	£134,824.35

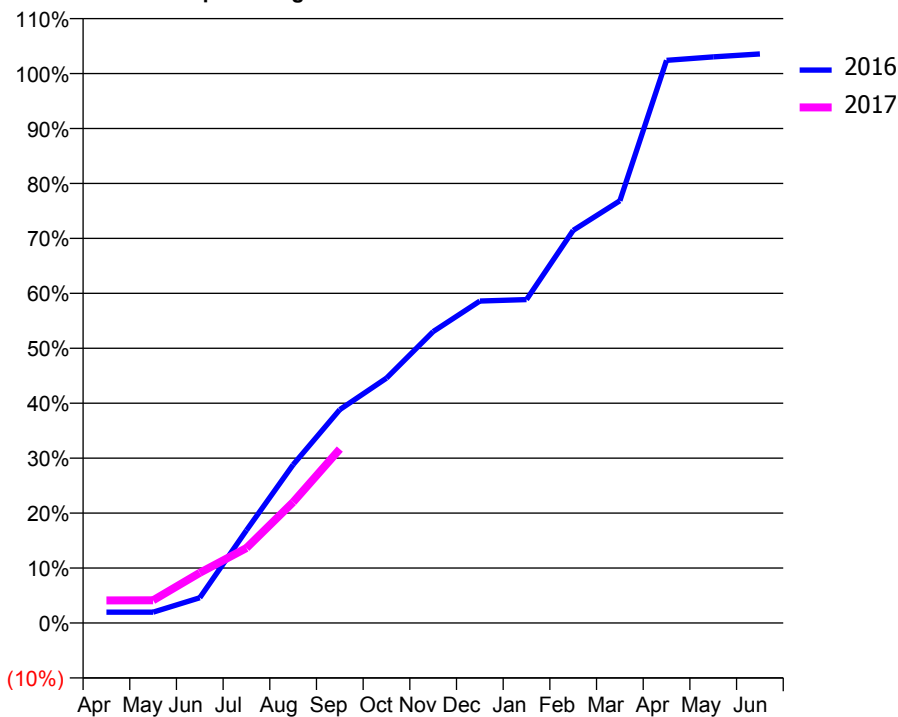
### ACCESS\*

Patients seen in 24 months	Total	Change since previous quarter
Quarter ending September 2015	1,319	
Quarter ending December 2015	1,287	↓
Quarter ending March 2016	1,312	→
Quarter ending June 2016	1,304	→
Quarter ending September 2016	1,318	→
<b>Variance since September 2015</b>	<b>(0.1%)</b>	<b>→</b>



### ACTIVITY

Cumulative percentage of contracted UDA delivered 2016 & 2017



Month	Adjusted Scheduled Activity (UDA)	
	2016	2017
April	92	196
May	92	197
June	215	437
July	790	652
August	1,348	1,051
September	1,817	1,513
October	2,085	
November	2,481	
December	2,741	
January	2,753	
February	3,342	
March	3,595	
April	4,790	
May	4,819	
June	4,844	

### QUALITY

	Quantity	Base Number	Contract	AT	Region	England
% of FP17s for the same patient ID Re-attending within 3 months - Children	4	97	4.1%	9.8%	11.8%	12.4%
% of FP17s for the same patient ID Re-attending within 3 months - Adults	116	721	16.1%	15.8%	16.6%	16.7%
% of FP17s for the same patient ID Re-attending between 3 & 9 months - Children	34	97	35.1%	59.0%	60.2%	57.4%
% of FP17s for the same patient ID Re-attending between 3 & 9 months - Adults	197	721	27.3%	50.9%	52.0%	50.5%
% of FP17s for Band 1 Urgent Courses	35	448	7.8%	9.5%	9.4%	9.1%
% of FP17s Relating to Free Repair or Replacements	5	448	1.1%	0.6%	0.7%	0.8%
% of FP17s Relating to Continuations	1	448	0.2%	1.1%	1.2%	1.3%
% of Patients satisfied with the dentistry they have received	0	0	N/A	94.8%	93.6%	93.2%
% of Patients satisfied with the time they had to wait for an appointment	0	0	N/A	91.7%	89.1%	89.0%

\* This is based on patients treated on this contract for their most recent course of treatment. Figures in italics indicate the base number of FP17s or Patient Questionnaire responses are less than 100. N/A is shown where the base number of responses is less than 10 during the period. % is calculated as Quantity/Base number\*100

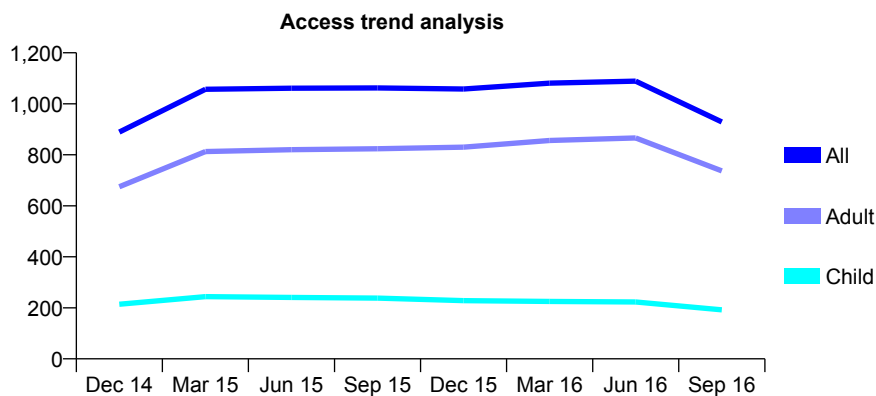
## Q68 - Vital Signs At a Glance Contract Report for 271268/0001 - September 2016

Name or company name	MR AL HILL
Contract type name	GDS Contract
Purpose of contract	General
Contract start date	01/07/2009
Contract end date	

16/17 Contracted general activity (UDA)	1,317
Carry forward general activity (UDA)	0
16/17 Contracted orthodontic activity (UOA)	0
Carry forward orthodontic activity (UOA)	0
Baseline contract value	£33,436.78

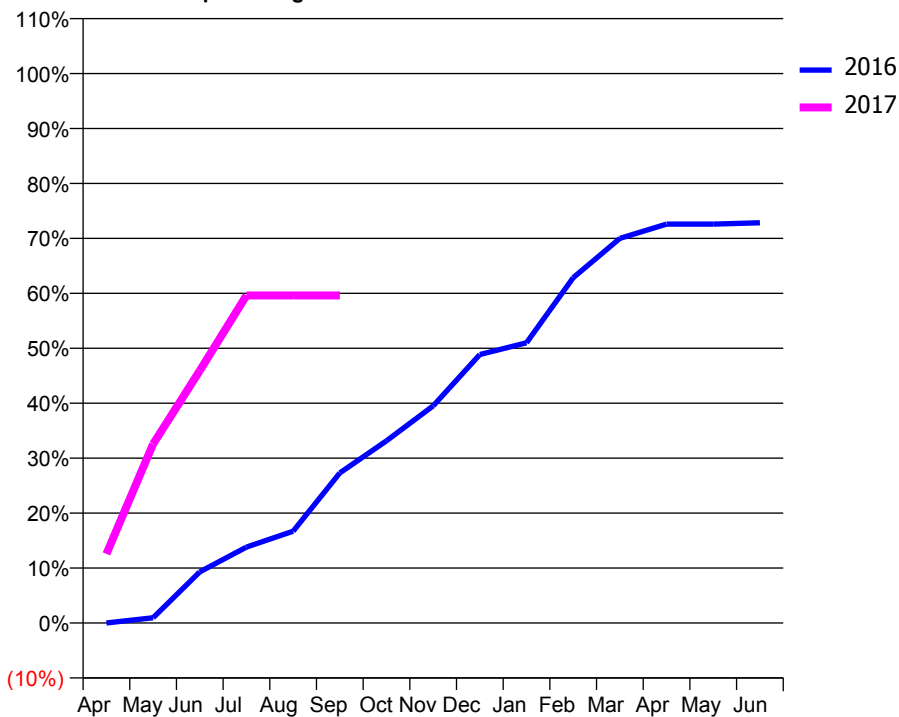
### ACCESS\*

Patients seen in 24 months	Total	Change since previous quarter
Quarter ending September 2015	1,062	
Quarter ending December 2015	1,058	→
Quarter ending March 2016	1,081	↑
Quarter ending June 2016	1,089	→
Quarter ending September 2016	929	↓
<b>Variance since September 2015</b>	<b>(12.5%)</b>	<b>↓</b>



### ACTIVITY

Cumulative percentage of contracted UDA delivered 2016 & 2017



Month	Adjusted Scheduled Activity (UDA)	
	2016	2017
April	0	166
May	48	429
June	465	605
July	690	785
August	835	785
September	1,365	785
October	1,658	
November	1,976	
December	2,444	
January	2,550	
February	3,142	
March	3,500	
April	3,629	
May	3,629	
June	3,642	

### QUALITY

	Quantity	Base Number	Contract	AT	Region	England
% of FP17s for the same patient ID Re-attending within 3 months - Children	1	36	2.8%	9.8%	11.8%	12.4%
% of FP17s for the same patient ID Re-attending within 3 months - Adults	87	287	30.3%	15.8%	16.6%	16.7%
% of FP17s for the same patient ID Re-attending between 3 & 9 months - Children	11	36	30.6%	59.0%	60.2%	57.4%
% of FP17s for the same patient ID Re-attending between 3 & 9 months - Adults	86	287	30.0%	50.9%	52.0%	50.5%
% of FP17s for Band 1 Urgent Courses	46	269	17.1%	9.5%	9.4%	9.1%
% of FP17s Relating to Free Repair or Replacements	1	269	0.4%	0.6%	0.7%	0.8%
% of FP17s Relating to Continuations	8	269	3.0%	1.1%	1.2%	1.3%
% of Patients satisfied with the dentistry they have received	2	2	N/A	94.8%	93.6%	93.2%
% of Patients satisfied with the time they had to wait for an appointment	2	2	N/A	91.7%	89.1%	89.0%

\* This is based on patients treated on this contract for their most recent course of treatment. Figures in italics indicate the base number of FP17s or Patient Questionnaire responses are less than 100. N/A is shown where the base number of responses is less than 10 during the period. % is calculated as Quantity/Base number\*100

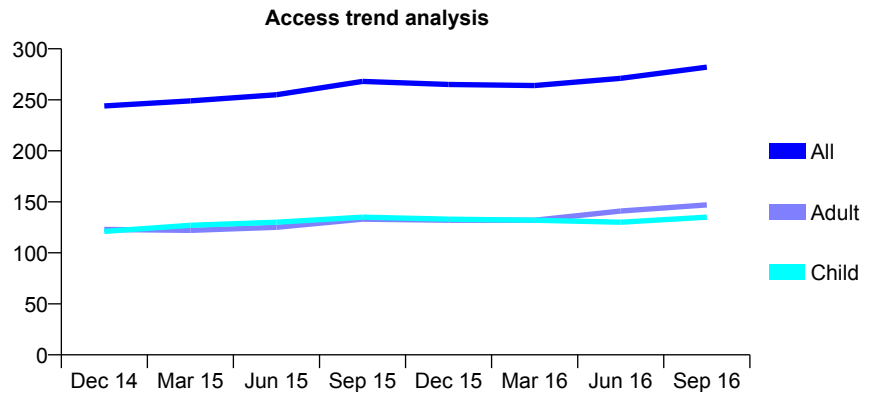
## Q68 - Vital Signs At a Glance Contract Report for 272388/0001 - September 2016

Name or company name	MISS B LOGAN
Contract type name	GDS Contract
Purpose of contract	General
Contract start date	17/06/2011
Contract end date	

16/17 Contracted general activity (UDA)	750
Carry forward general activity (UDA)	0
16/17 Contracted orthodontic activity (UOA)	0
Carry forward orthodontic activity (UOA)	0
Baseline contract value	£17,551.31

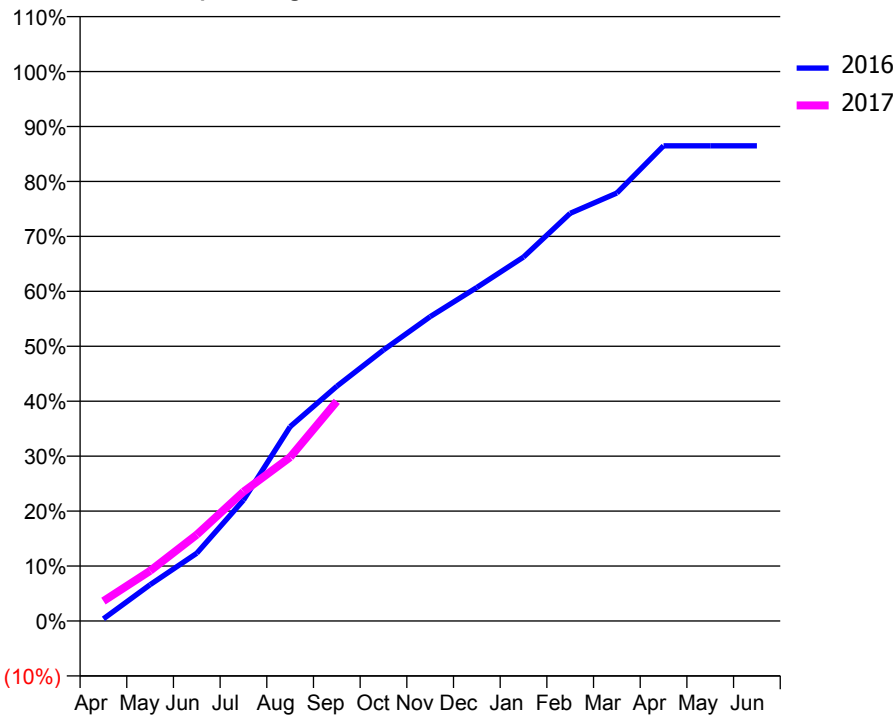
### ACCESS\*

Patients seen in 24 months	Total	Change since previous quarter
Quarter ending September 2015	268	
Quarter ending December 2015	265	↓
Quarter ending March 2016	264	→
Quarter ending June 2016	271	↑
Quarter ending September 2016	282	↑
<b>Variance since September 2015</b>	<b>5.2%</b>	<b>↑</b>



### ACTIVITY

Cumulative percentage of contracted UDA delivered 2016 & 2017



Month	Adjusted Scheduled Activity (UDA)	
	2016	2017
April	3	27
May	50	69
June	93	118
July	165	176
August	265	224
September	320	300
October	370	
November	415	
December	455	
January	497	
February	556	
March	584	
April	649	
May	649	
June	649	

### QUALITY

	Quantity	Base Number	Contract	AT	Region	England
% of FP17s for the same patient ID Re-attending within 3 months - Children	5	89	5.6%	9.8%	11.8%	12.4%
% of FP17s for the same patient ID Re-attending within 3 months - Adults	19	102	18.6%	15.8%	16.6%	16.7%
% of FP17s for the same patient ID Re-attending between 3 & 9 months - Children	58	89	65.2%	59.0%	60.2%	57.4%
% of FP17s for the same patient ID Re-attending between 3 & 9 months - Adults	47	102	46.1%	50.9%	52.0%	50.5%
% of FP17s for Band 1 Urgent Courses	9	154	5.8%	9.5%	9.4%	9.1%
% of FP17s Relating to Free Repair or Replacements	0	154	0.0%	0.6%	0.7%	0.8%
% of FP17s Relating to Continuations	2	154	1.3%	1.1%	1.2%	1.3%
% of Patients satisfied with the dentistry they have received	0	0	N/A	94.8%	93.6%	93.2%
% of Patients satisfied with the time they had to wait for an appointment	0	0	N/A	91.7%	89.1%	89.0%

\* This is based on patients treated on this contract for their most recent course of treatment. Figures in italics indicate the base number of FP17s or Patient Questionnaire responses are less than 100. N/A is shown where the base number of responses is less than 10 during the period. % is calculated as Quantity/Base number\*100



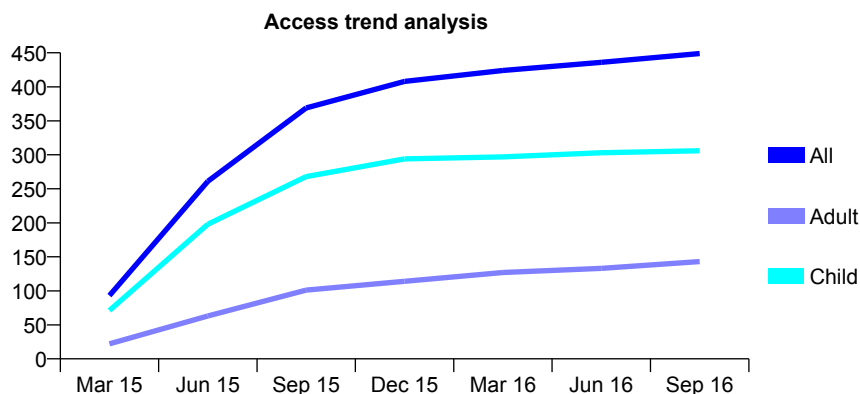
## Q68 - Vital Signs At a Glance Contract Report for 274089/0001 - September 2016

Name or company name	MR CJ METZNER
Contract type name	GDS Contract
Purpose of contract	General
Contract start date	19/12/2014
Contract end date	

16/17 Contracted general activity (UDA)	1,200
Carry forward general activity (UDA)	-24
16/17 Contracted orthodontic activity (UOA)	0
Carry forward orthodontic activity (UOA)	0
Baseline contract value	£28,258.36

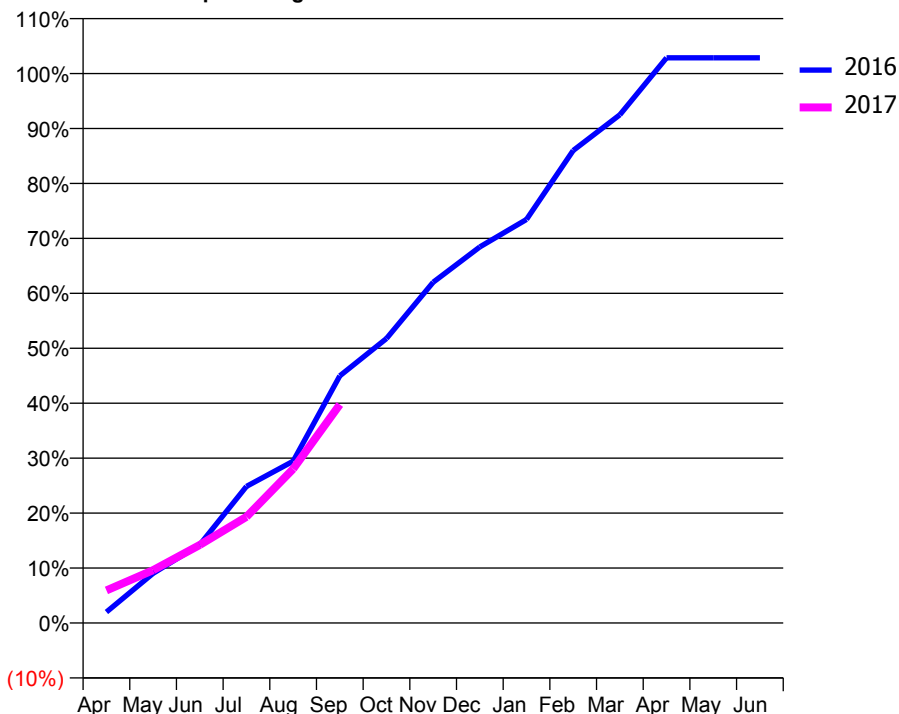
### ACCESS\*

Patients seen in 24 months	Total	Change since previous quarter
Quarter ending September 2015	369	
Quarter ending December 2015	408	↑
Quarter ending March 2016	424	↑
Quarter ending June 2016	436	↑
Quarter ending September 2016	449	↑
<b>Variance since September 2015</b>	<b>21.7%</b>	<b>↑</b>



### ACTIVITY

Cumulative percentage of contracted UDA delivered 2016 & 2017



Month	Adjusted Scheduled Activity (UDA)	
	2016	2017
April	24	71
May	109	116
June	171	171
July	298	232
August	353	337
September	540	477
October	621	
November	744	
December	821	
January	881	
February	1,032	
March	1,110	
April	1,234	
May	1,234	
June	1,234	

### QUALITY

	Quantity	Base Number	Contract	AT	Region	England
% of FP17s for the same patient ID Re-attending within 3 months - Children	19	241	7.9%	9.8%	11.8%	12.4%
% of FP17s for the same patient ID Re-attending within 3 months - Adults	5	92	5.4%	15.8%	16.6%	16.7%
% of FP17s for the same patient ID Re-attending between 3 & 9 months - Children	167	241	69.3%	59.0%	60.2%	57.4%
% of FP17s for the same patient ID Re-attending between 3 & 9 months - Adults	60	92	65.2%	50.9%	52.0%	50.5%
% of FP17s for Band 1 Urgent Courses	10	286	3.5%	9.5%	9.4%	9.1%
% of FP17s Relating to Free Repair or Replacements	0	286	0.0%	0.6%	0.7%	0.8%
% of FP17s Relating to Continuations	2	286	0.7%	1.1%	1.2%	1.3%
% of Patients satisfied with the dentistry they have received	0	0	N/A	94.8%	93.6%	93.2%
% of Patients satisfied with the time they had to wait for an appointment	0	0	N/A	91.7%	89.1%	89.0%

\* This is based on patients treated on this contract for their most recent course of treatment. Figures in italics indicate the base number of FP17s or Patient Questionnaire responses are less than 100. N/A is shown where the base number of responses is less than 10 during the period. % is calculated as Quantity/Base number\*100

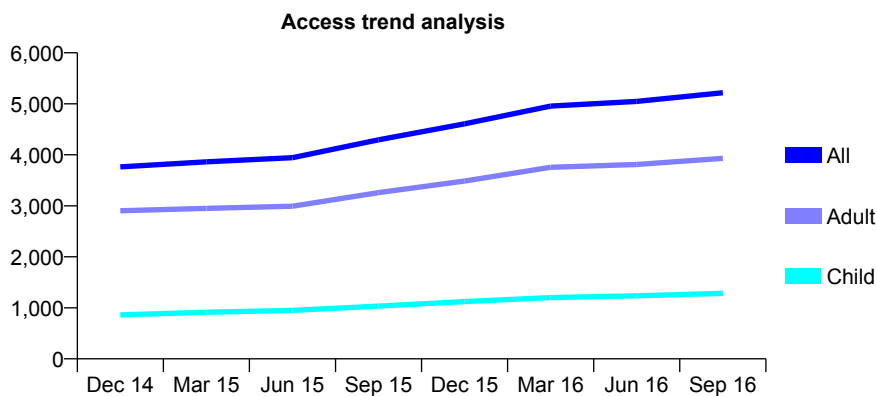
## Q68 - Vital Signs At a Glance Contract Report for 274194/0001 - September 2016

Name or company name	MR S PATEL
Contract type name	GDS Contract
Purpose of contract	General
Contract start date	01/10/2008
Contract end date	

16/17 Contracted general activity (UDA)	11,881
Carry forward general activity (UDA)	99
16/17 Contracted orthodontic activity (UOA)	0
Carry forward orthodontic activity (UOA)	0
Baseline contract value	£264,019.59

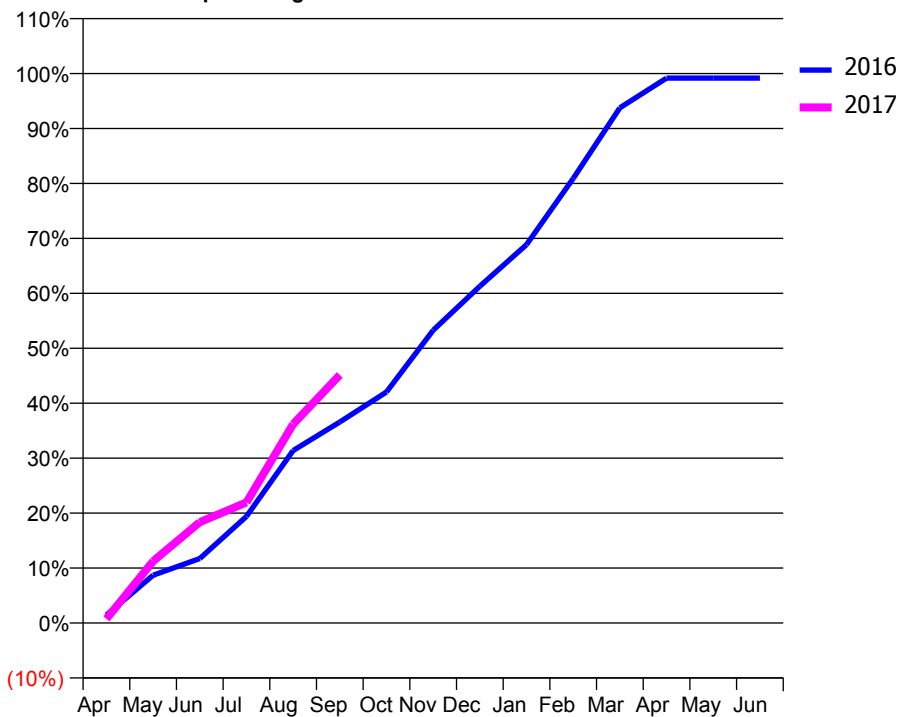
### ACCESS\*

Patients seen in 24 months	Total	Change since previous quarter
Quarter ending September 2015	4,293	
Quarter ending December 2015	4,609	↑
Quarter ending March 2016	4,955	↑
Quarter ending June 2016	5,046	→
Quarter ending September 2016	5,217	↑
<b>Variance since September 2015</b>	<b>21.5%</b>	<b>↑</b>



### ACTIVITY

Cumulative percentage of contracted UDA delivered 2016 & 2017



Month	Adjusted Scheduled Activity (UDA)	
	2016	2017
April	175	91
May	1,033	1,335
June	1,395	2,180
July	2,306	2,607
August	3,731	4,300
September	4,345	5,365
October	4,995	
November	6,330	
December	7,282	
January	8,181	
February	9,611	
March	11,138	
April	11,782	
May	11,781	
June	11,782	

### QUALITY

	Quantity	Base Number	Contract	AT	Region	England
% of FP17s for the same patient ID Re-attending within 3 months - Children	75	902	8.3%	9.8%	11.8%	12.4%
% of FP17s for the same patient ID Re-attending within 3 months - Adults	363	2,476	14.7%	15.8%	16.6%	16.7%
% of FP17s for the same patient ID Re-attending between 3 & 9 months - Children	449	902	49.8%	59.0%	60.2%	57.4%
% of FP17s for the same patient ID Re-attending between 3 & 9 months - Adults	1,007	2,476	40.7%	50.9%	52.0%	50.5%
% of FP17s for Band 1 Urgent Courses	243	2,465	9.9%	9.5%	9.4%	9.1%
% of FP17s Relating to Free Repair or Replacements	35	2,465	1.4%	0.6%	0.7%	0.8%
% of FP17s Relating to Continuations	13	2,465	0.5%	1.1%	1.2%	1.3%
% of Patients satisfied with the dentistry they have received	6	6	N/A	94.8%	93.6%	93.2%
% of Patients satisfied with the time they had to wait for an appointment	6	6	N/A	91.7%	89.1%	89.0%

\* This is based on patients treated on this contract for their most recent course of treatment. Figures in italics indicate the base number of FP17s or Patient Questionnaire responses are less than 100. N/A is shown where the base number of responses is less than 10 during the period. % is calculated as Quantity/Base number\*100

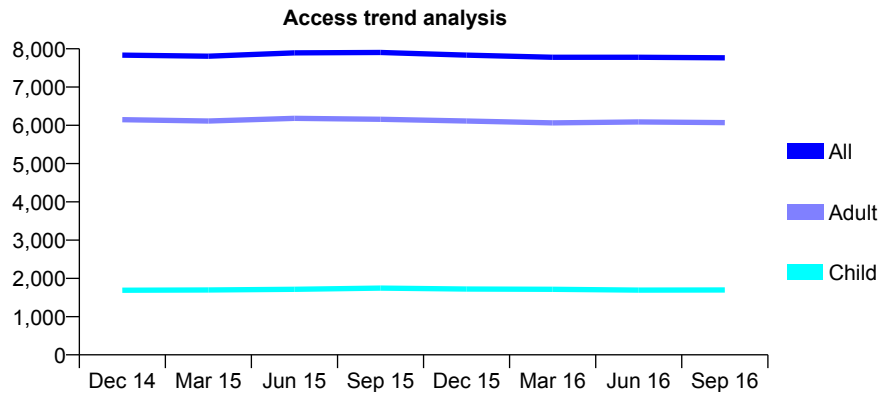
## Q68 - Vital Signs At a Glance Contract Report for 274410/0001 - September 2016

Name or company name	MR HM PATEL
Contract type name	GDS Contract
Purpose of contract	General
Contract start date	01/04/2008
Contract end date	

16/17 Contracted general activity (UDA)	18,808
Carry forward general activity (UDA)	649
16/17 Contracted orthodontic activity (UOA)	0
Carry forward orthodontic activity (UOA)	0
Baseline contract value	£489,960.03

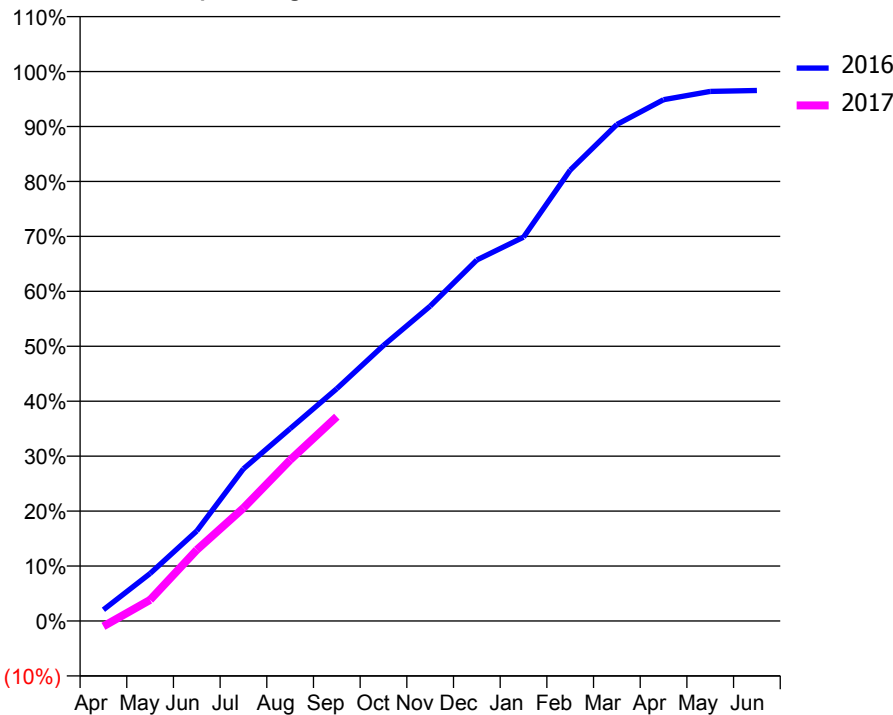
### ACCESS\*

Patients seen in 24 months	Total	Change since previous quarter
Quarter ending September 2015	7,903	
Quarter ending December 2015	7,833	→
Quarter ending March 2016	7,777	→
Quarter ending June 2016	7,780	→
Quarter ending September 2016	7,766	→
<b>Variance since September 2015</b>	<b>(1.7%)</b>	<b>↓</b>



### ACTIVITY

Cumulative percentage of contracted UDA delivered 2016 & 2017



Month	Adjusted Scheduled Activity (UDA)	
	2016	2017
April	387	-184
May	1,628	725
June	3,082	2,435
July	5,209	3,868
August	6,582	5,513
September	7,954	6,996
October	9,434	
November	10,779	
December	12,357	
January	13,139	
February	15,435	
March	16,996	
April	17,845	
May	18,126	
June	18,159	

### QUALITY

	Quantity	Base Number	Contract	AT	Region	England
% of FP17s for the same patient ID Re-attending within 3 months - Children	54	1,306	4.1%	9.8%	11.8%	12.4%
% of FP17s for the same patient ID Re-attending within 3 months - Adults	382	4,005	9.5%	15.8%	16.6%	16.7%
% of FP17s for the same patient ID Re-attending between 3 & 9 months - Children	811	1,306	62.1%	59.0%	60.2%	57.4%
% of FP17s for the same patient ID Re-attending between 3 & 9 months - Adults	2,348	4,005	58.6%	50.9%	52.0%	50.5%
% of FP17s for Band 1 Urgent Courses	362	4,835	7.5%	9.5%	9.4%	9.1%
% of FP17s Relating to Free Repair or Replacements	28	4,835	0.6%	0.6%	0.7%	0.8%
% of FP17s Relating to Continuations	25	4,835	0.5%	1.1%	1.2%	1.3%
% of Patients satisfied with the dentistry they have received	10	11	90.9%	94.8%	93.6%	93.2%
% of Patients satisfied with the time they had to wait for an appointment	11	11	100.0%	91.7%	89.1%	89.0%

\* This is based on patients treated on this contract for their most recent course of treatment. Figures in italics indicate the base number of FP17s or Patient Questionnaire responses are less than 100. N/A is shown where the base number of responses is less than 10 during the period. % is calculated as Quantity/Base number\*100

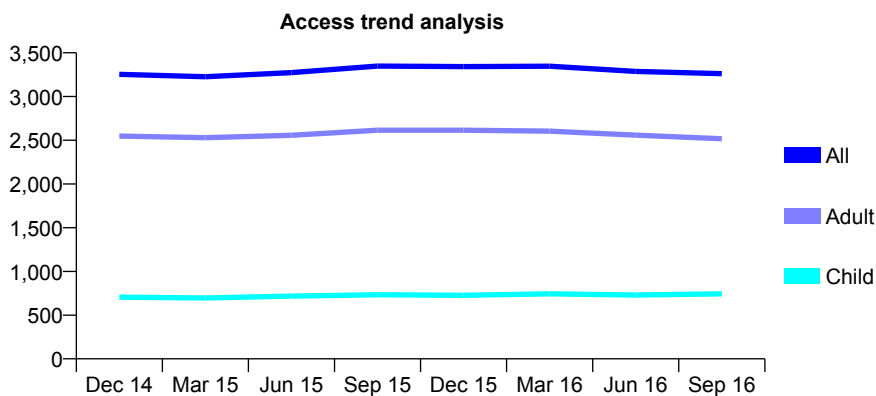
## Q68 - Vital Signs At a Glance Contract Report for 275042/0001 - September 2016

Name or company name	MR MR TAKHAYORI
Contract type name	GDS Contract
Purpose of contract	General
Contract start date	01/04/2006
Contract end date	

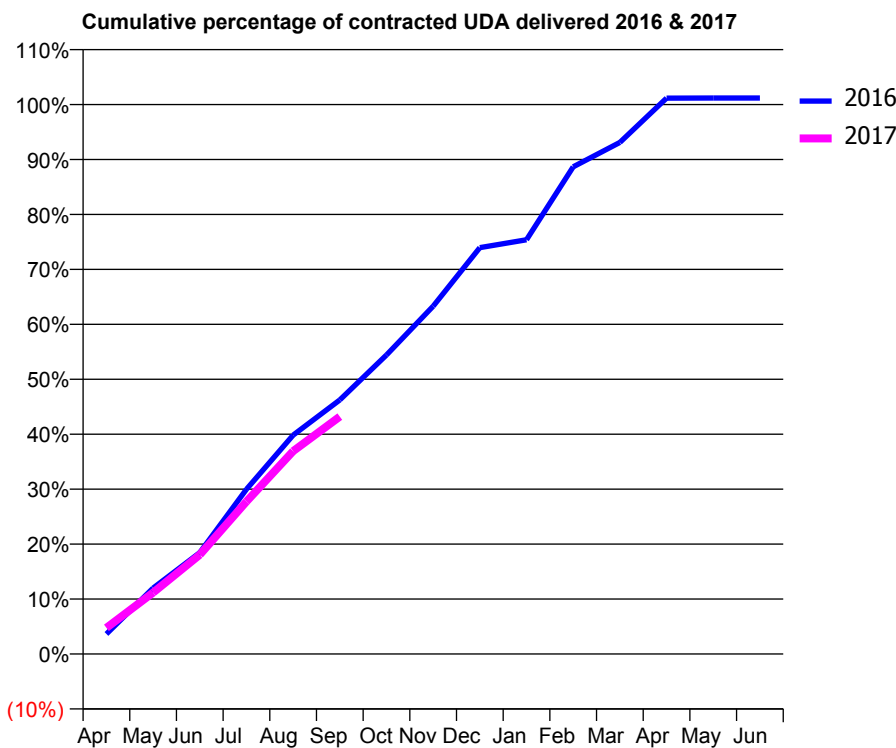
16/17 Contracted general activity (UDA)	10,916
Carry forward general activity (UDA)	-128
16/17 Contracted orthodontic activity (UOA)	0
Carry forward orthodontic activity (UOA)	0
Baseline contract value	£320,819.62

### ACCESS\*

Patients seen in 24 months	Total	Change since previous quarter
Quarter ending September 2015	3,348	
Quarter ending December 2015	3,342	→
Quarter ending March 2016	3,347	→
Quarter ending June 2016	3,288	↓
Quarter ending September 2016	3,261	→
<b>Variance since September 2015</b>	<b>(2.6%)</b>	<b>↓</b>



### ACTIVITY



Month	Adjusted Scheduled Activity (UDA)	
	2016	2017
April	398	519
May	1,309	1,220
June	2,014	1,972
July	3,272	3,030
August	4,348	4,031
September	5,049	4,717
October	5,941	
November	6,910	
December	8,072	
January	8,228	
February	9,679	
March	10,164	
April	11,041	
May	11,044	
June	11,044	

### QUALITY

	Quantity	Base Number	Contract	AT	Region	England
% of FP17s for the same patient ID Re-attending within 3 months - Children	63	566	11.1%	9.8%	11.8%	12.4%
% of FP17s for the same patient ID Re-attending within 3 months - Adults	397	1,798	22.1%	15.8%	16.6%	16.7%
% of FP17s for the same patient ID Re-attending between 3 & 9 months - Children	264	566	46.6%	59.0%	60.2%	57.4%
% of FP17s for the same patient ID Re-attending between 3 & 9 months - Adults	740	1,798	41.2%	50.9%	52.0%	50.5%
% of FP17s for Band 1 Urgent Courses	346	1,967	17.6%	9.5%	9.4%	9.1%
% of FP17s Relating to Free Repair or Replacements	8	1,967	0.4%	0.6%	0.7%	0.8%
% of FP17s Relating to Continuations	11	1,967	0.6%	1.1%	1.2%	1.3%
% of Patients satisfied with the dentistry they have received	1	2	N/A	94.8%	93.6%	93.2%
% of Patients satisfied with the time they had to wait for an appointment	1	2	N/A	91.7%	89.1%	89.0%

\* This is based on patients treated on this contract for their most recent course of treatment. Figures in italics indicate the base number of FP17s or Patient Questionnaire responses are less than 100. N/A is shown where the base number of responses is less than 10 during the period. % is calculated as Quantity/Base number\*100

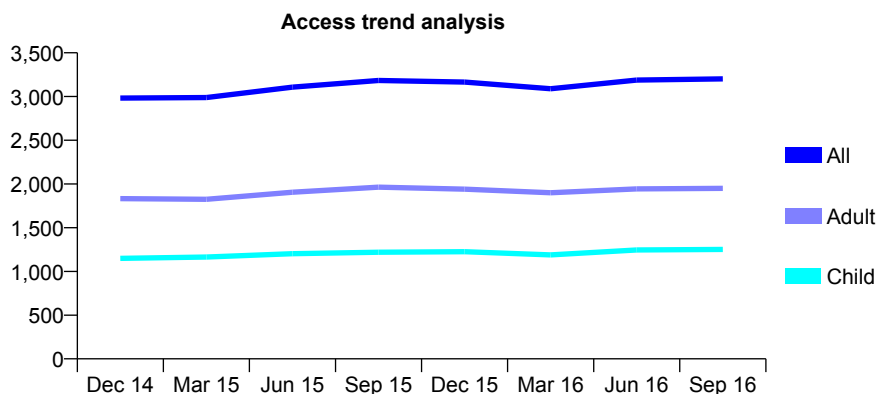
## Q68 - Vital Signs At a Glance Contract Report for 287741/0001 - September 2016

Name or company name	MISS T MOTALLEB ZADEH
Contract type name	GDS Contract
Purpose of contract	General
Contract start date	01/11/2010
Contract end date	

16/17 Contracted general activity (UDA)	6,974
Carry forward general activity (UDA)	-139
16/17 Contracted orthodontic activity (UOA)	0
Carry forward orthodontic activity (UOA)	0
Baseline contract value	£176,131.90

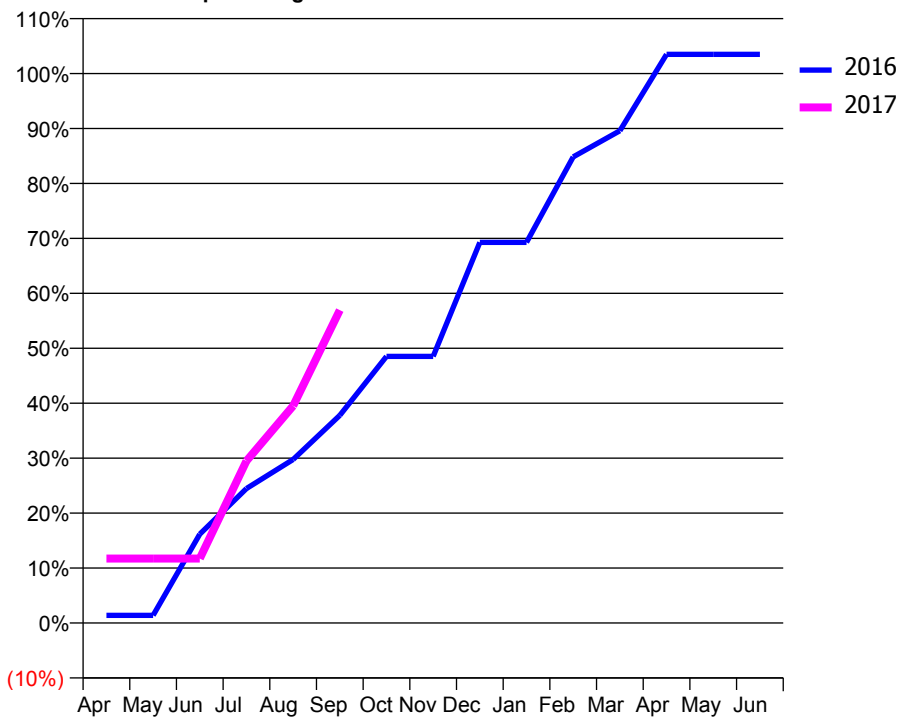
### ACCESS\*

Patients seen in 24 months	Total	Change since previous quarter
Quarter ending September 2015	3,183	
Quarter ending December 2015	3,166	→
Quarter ending March 2016	3,089	↓
Quarter ending June 2016	3,188	↑
Quarter ending September 2016	3,202	→
<b>Variance since September 2015</b>	<b>0.6%</b>	<b>→</b>



### ACTIVITY

Cumulative percentage of contracted UDA delivered 2016 & 2017



Adjusted Scheduled Activity (UDA)

Month	2016	2017
April	98	818
May	98	818
June	1,128	818
July	1,707	2,056
August	2,075	2,756
September	2,635	3,971
October	3,383	
November	3,383	
December	4,830	
January	4,830	
February	5,916	
March	6,248	
April	7,217	
May	7,217	
June	7,217	

### QUALITY

	Quantity	Base Number	Contract	AT	Region	England
% of FP17s for the same patient ID Re-attending within 3 months - Children	141	1,284	11.0%	9.8%	11.8%	12.4%
% of FP17s for the same patient ID Re-attending within 3 months - Adults	334	1,700	19.6%	15.8%	16.6%	16.7%
% of FP17s for the same patient ID Re-attending between 3 & 9 months - Children	822	1,284	64.0%	59.0%	60.2%	57.4%
% of FP17s for the same patient ID Re-attending between 3 & 9 months - Adults	953	1,700	56.1%	50.9%	52.0%	50.5%
% of FP17s for Band 1 Urgent Courses	173	2,052	8.4%	9.5%	9.4%	9.1%
% of FP17s Relating to Free Repair or Replacements	5	2,052	0.2%	0.6%	0.7%	0.8%
% of FP17s Relating to Continuations	3	2,052	0.1%	1.1%	1.2%	1.3%
% of Patients satisfied with the dentistry they have received	0	0	N/A	94.8%	93.6%	93.2%
% of Patients satisfied with the time they had to wait for an appointment	0	0	N/A	91.7%	89.1%	89.0%

\* This is based on patients treated on this contract for their most recent course of treatment. Figures in italics indicate the base number of FP17s or Patient Questionnaire responses are less than 100. N/A is shown where the base number of responses is less than 10 during the period. % is calculated as Quantity/Base number\*100

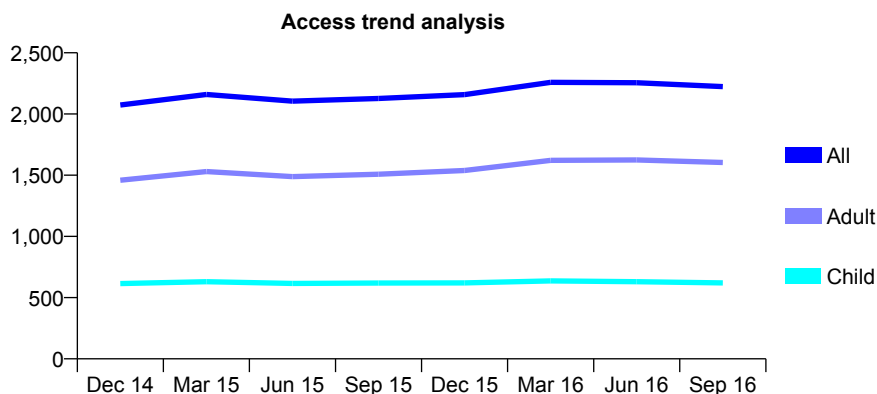
## Q68 - Vital Signs At a Glance Contract Report for 296341/0001 - September 2016

Name or company name	MR AP FENECH
Contract type name	GDS Contract
Purpose of contract	General
Contract start date	01/04/2013
Contract end date	

16/17 Contracted general activity (UDA)	7,083
Carry forward general activity (UDA)	21
16/17 Contracted orthodontic activity (UOA)	0
Carry forward orthodontic activity (UOA)	0
Baseline contract value	£178,980.67

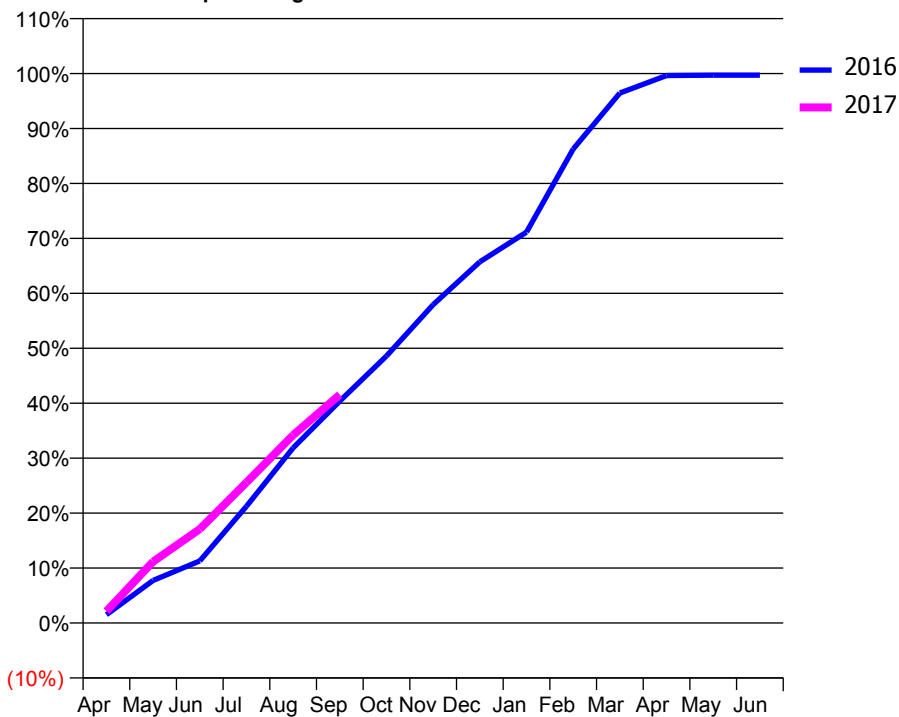
### ACCESS\*

Patients seen in 24 months	Total	Change since previous quarter
Quarter ending September 2015	2,127	
Quarter ending December 2015	2,159	→
Quarter ending March 2016	2,259	↑
Quarter ending June 2016	2,255	→
Quarter ending September 2016	2,224	↓
<b>Variance since September 2015</b>	<b>4.6%</b>	<b>↑</b>



### ACTIVITY

Cumulative percentage of contracted UDA delivered 2016 & 2017



Month	Adjusted Scheduled Activity (UDA)	
	2016	2017
April	107	151
May	548	792
June	801	1,211
July	1,504	1,813
August	2,258	2,423
September	2,861	2,943
October	3,441	
November	4,104	
December	4,656	
January	5,039	
February	6,110	
March	6,832	
April	7,057	
May	7,062	
June	7,062	

### QUALITY

	Quantity	Base Number	Contract	AT	Region	England
% of FP17s for the same patient ID Re-attending within 3 months - Children	22	445	4.9%	9.8%	11.8%	12.4%
% of FP17s for the same patient ID Re-attending within 3 months - Adults	172	1,116	15.4%	15.8%	16.6%	16.7%
% of FP17s for the same patient ID Re-attending between 3 & 9 months - Children	299	445	67.2%	59.0%	60.2%	57.4%
% of FP17s for the same patient ID Re-attending between 3 & 9 months - Adults	700	1,116	62.7%	50.9%	52.0%	50.5%
% of FP17s for Band 1 Urgent Courses	124	1,446	8.6%	9.5%	9.4%	9.1%
% of FP17s Relating to Free Repair or Replacements	13	1,446	0.9%	0.6%	0.7%	0.8%
% of FP17s Relating to Continuations	24	1,446	1.7%	1.1%	1.2%	1.3%
% of Patients satisfied with the dentistry they have received	3	3	N/A	94.8%	93.6%	93.2%
% of Patients satisfied with the time they had to wait for an appointment	2	3	N/A	91.7%	89.1%	89.0%

\* This is based on patients treated on this contract for their most recent course of treatment. Figures in italics indicate the base number of FP17s or Patient Questionnaire responses are less than 100. N/A is shown where the base number of responses is less than 10 during the period. % is calculated as Quantity/Base number\*100

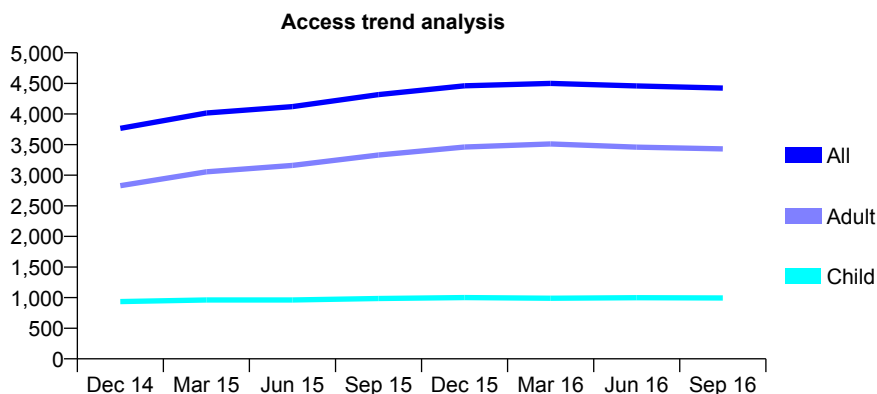
## Q68 - Vital Signs At a Glance Contract Report for 297674/0001 - September 2016

Name or company name	MR SR PATEL
Contract type name	GDS Contract
Purpose of contract	General
Contract start date	25/12/2013
Contract end date	

16/17 Contracted general activity (UDA)	14,000
Carry forward general activity (UDA)	-104
16/17 Contracted orthodontic activity (UOA)	0
Carry forward orthodontic activity (UOA)	0
Baseline contract value	£342,008.72

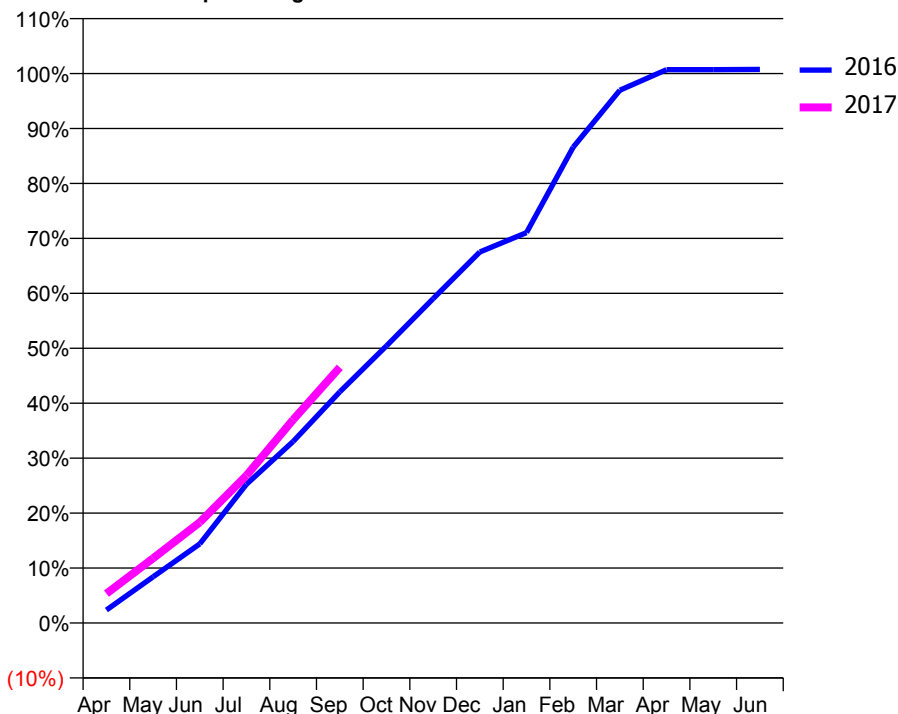
### ACCESS\*

Patients seen in 24 months	Total	Change since previous quarter
Quarter ending September 2015	4,316	
Quarter ending December 2015	4,461	↑
Quarter ending March 2016	4,500	→
Quarter ending June 2016	4,458	→
Quarter ending September 2016	4,424	→
<b>Variance since September 2015</b>	<b>2.5%</b>	<b>↑</b>



### ACTIVITY

Cumulative percentage of contracted UDA delivered 2016 & 2017



Month	Adjusted Scheduled Activity (UDA)	
	2016	2017
April	330	750
May	1,176	1,649
June	2,017	2,568
July	3,536	3,760
August	4,624	5,179
September	5,891	6,514
October	7,061	
November	8,263	
December	9,452	
January	9,946	
February	12,123	
March	13,574	
April	14,097	
May	14,098	
June	14,104	

### QUALITY

	Quantity	Base Number	Contract	AT	Region	England
% of FP17s for the same patient ID Re-attending within 3 months - Children	60	899	6.7%	9.8%	11.8%	12.4%
% of FP17s for the same patient ID Re-attending within 3 months - Adults	369	2,758	13.4%	15.8%	16.6%	16.7%
% of FP17s for the same patient ID Re-attending between 3 & 9 months - Children	595	899	66.2%	59.0%	60.2%	57.4%
% of FP17s for the same patient ID Re-attending between 3 & 9 months - Adults	1,858	2,758	67.4%	50.9%	52.0%	50.5%
% of FP17s for Band 1 Urgent Courses	161	3,429	4.7%	9.5%	9.4%	9.1%
% of FP17s Relating to Free Repair or Replacements	30	3,429	0.9%	0.6%	0.7%	0.8%
% of FP17s Relating to Continuations	19	3,429	0.6%	1.1%	1.2%	1.3%
% of Patients satisfied with the dentistry they have received	6	6	N/A	94.8%	93.6%	93.2%
% of Patients satisfied with the time they had to wait for an appointment	6	6	N/A	91.7%	89.1%	89.0%

\* This is based on patients treated on this contract for their most recent course of treatment. Figures in italics indicate the base number of FP17s or Patient Questionnaire responses are less than 100. N/A is shown where the base number of responses is less than 10 during the period. % is calculated as Quantity/Base number\*100



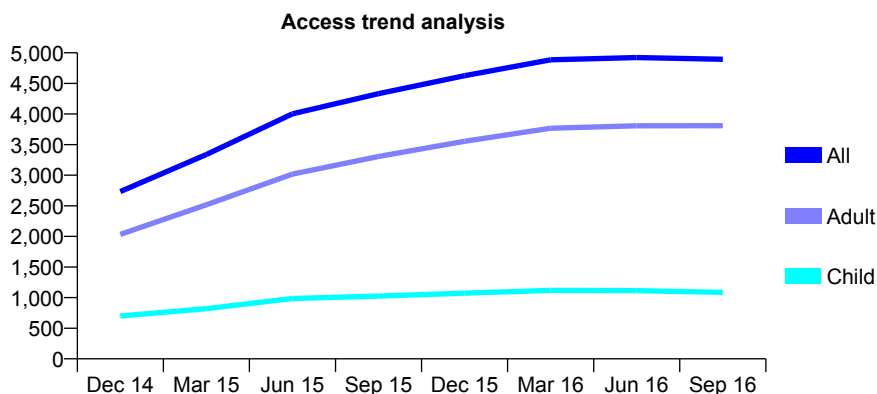
## Q68 - Vital Signs At a Glance Contract Report for 298212/0001 - September 2016

Name or company name	MR MS CHABRA
Contract type name	GDS Contract
Purpose of contract	General
Contract start date	01/05/2014
Contract end date	

16/17 Contracted general activity (UDA)	14,307
Carry forward general activity (UDA)	-51
16/17 Contracted orthodontic activity (UOA)	0
Carry forward orthodontic activity (UOA)	0
Baseline contract value	£387,767.43

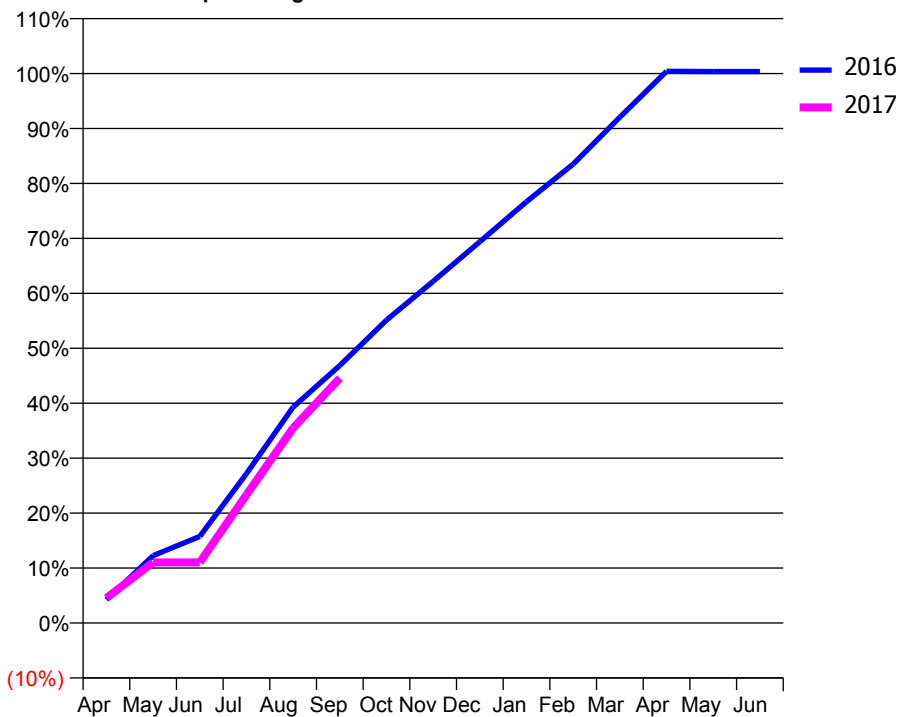
### ACCESS\*

Patients seen in 24 months	Total	Change since previous quarter
Quarter ending September 2015	4,332	
Quarter ending December 2015	4,627	↑
Quarter ending March 2016	4,886	↑
Quarter ending June 2016	4,922	→
Quarter ending September 2016	4,894	→
<b>Variance since September 2015</b>	<b>13.0%</b>	<b>↑</b>



### ACTIVITY

Cumulative percentage of contracted UDA delivered 2016 & 2017



Adjusted Scheduled Activity (UDA)

Month	2016	2017
April	606	652
May	1,754	1,577
June	2,256	1,577
July	3,891	3,339
August	5,621	5,079
September	6,706	6,376
October	7,886	
November	8,896	
December	9,927	
January	10,970	
February	11,949	
March	13,172	
April	14,366	
May	14,358	
June	14,358	

### QUALITY

	Quantity	Base Number	Contract	AT	Region	England
% of FP17s for the same patient ID Re-attending within 3 months - Children	66	874	7.6%	9.8%	11.8%	12.4%
% of FP17s for the same patient ID Re-attending within 3 months - Adults	514	2,740	18.8%	15.8%	16.6%	16.7%
% of FP17s for the same patient ID Re-attending between 3 & 9 months - Children	462	874	52.9%	59.0%	60.2%	57.4%
% of FP17s for the same patient ID Re-attending between 3 & 9 months - Adults	1,073	2,740	39.2%	50.9%	52.0%	50.5%
% of FP17s for Band 1 Urgent Courses	419	3,045	13.8%	9.5%	9.4%	9.1%
% of FP17s Relating to Free Repair or Replacements	31	3,045	1.0%	0.6%	0.7%	0.8%
% of FP17s Relating to Continuations	15	3,045	0.5%	1.1%	1.2%	1.3%
% of Patients satisfied with the dentistry they have received	3	5	N/A	94.8%	93.6%	93.2%
% of Patients satisfied with the time they had to wait for an appointment	3	5	N/A	91.7%	89.1%	89.0%

\* This is based on patients treated on this contract for their most recent course of treatment. Figures in italics indicate the base number of FP17s or Patient Questionnaire responses are less than 100. N/A is shown where the base number of responses is less than 10 during the period. % is calculated as Quantity/Base number\*100

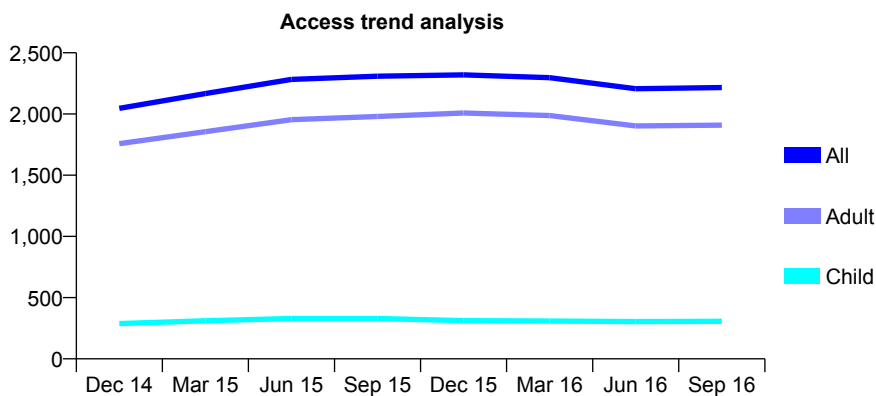
## Q68 - Vital Signs At a Glance Contract Report for 301558/0002 - September 2016

Name or company name	MISS AA HOPKINS
Contract type name	GDS Contract
Purpose of contract	General
Contract start date	27/07/2013
Contract end date	

16/17 Contracted general activity (UDA)	8,500
Carry forward general activity (UDA)	0
16/17 Contracted orthodontic activity (UOA)	0
Carry forward orthodontic activity (UOA)	0
Baseline contract value	£174,788.80

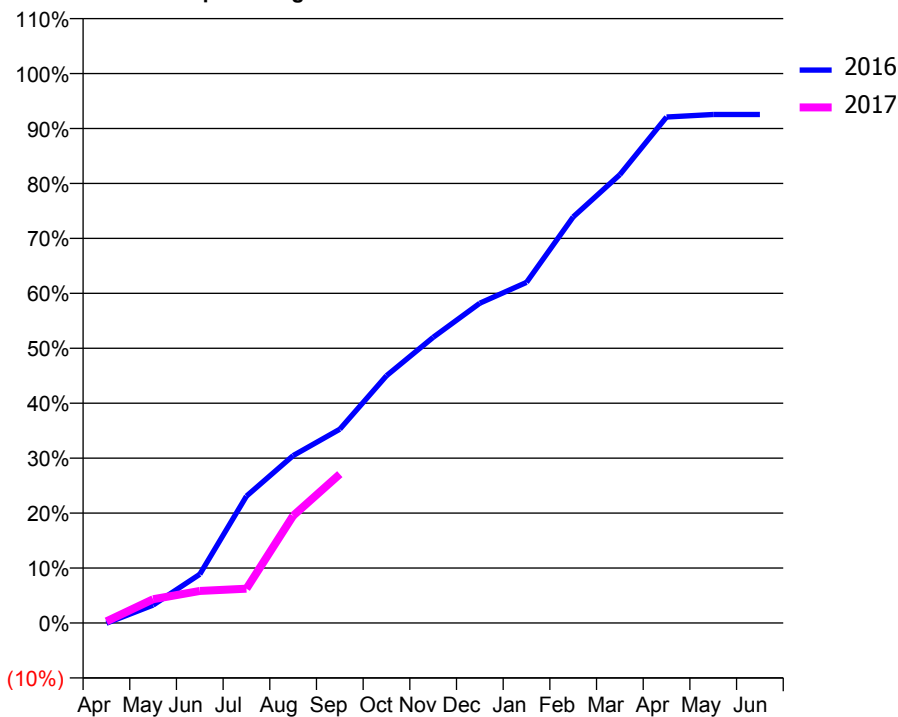
### ACCESS\*

Patients seen in 24 months	Total	Change since previous quarter
Quarter ending September 2015	2,309	
Quarter ending December 2015	2,320	→
Quarter ending March 2016	2,297	→
Quarter ending June 2016	2,206	↓
Quarter ending September 2016	2,216	→
<b>Variance since September 2015</b>	<b>(4.0%)</b>	<b>↓</b>



### ACTIVITY

Cumulative percentage of contracted UDA delivered 2016 & 2017



Month	Adjusted Scheduled Activity (UDA)	
	2016	2017
April	-5	25
May	277	369
June	755	496
July	1,963	531
August	2,589	1,659
September	2,998	2,303
October	3,826	
November	4,420	
December	4,948	
January	5,269	
February	6,282	
March	6,935	
April	7,827	
May	7,865	
June	7,865	

### QUALITY

	Quantity	Base Number	Contract	AT	Region	England
% of FP17s for the same patient ID Re-attending within 3 months - Children	8	133	6.0%	9.8%	11.8%	12.4%
% of FP17s for the same patient ID Re-attending within 3 months - Adults	265	1,082	24.5%	15.8%	16.6%	16.7%
% of FP17s for the same patient ID Re-attending between 3 & 9 months - Children	37	133	27.8%	59.0%	60.2%	57.4%
% of FP17s for the same patient ID Re-attending between 3 & 9 months - Adults	355	1,082	32.8%	50.9%	52.0%	50.5%
% of FP17s for Band 1 Urgent Courses	58	943	6.2%	9.5%	9.4%	9.1%
% of FP17s Relating to Free Repair or Replacements	21	943	2.2%	0.6%	0.7%	0.8%
% of FP17s Relating to Continuations	37	943	3.9%	1.1%	1.2%	1.3%
% of Patients satisfied with the dentistry they have received	1	1	N/A	94.8%	93.6%	93.2%
% of Patients satisfied with the time they had to wait for an appointment	1	1	N/A	91.7%	89.1%	89.0%

\* This is based on patients treated on this contract for their most recent course of treatment. Figures in italics indicate the base number of FP17s or Patient Questionnaire responses are less than 100. N/A is shown where the base number of responses is less than 10 during the period. % is calculated as Quantity/Base number\*100

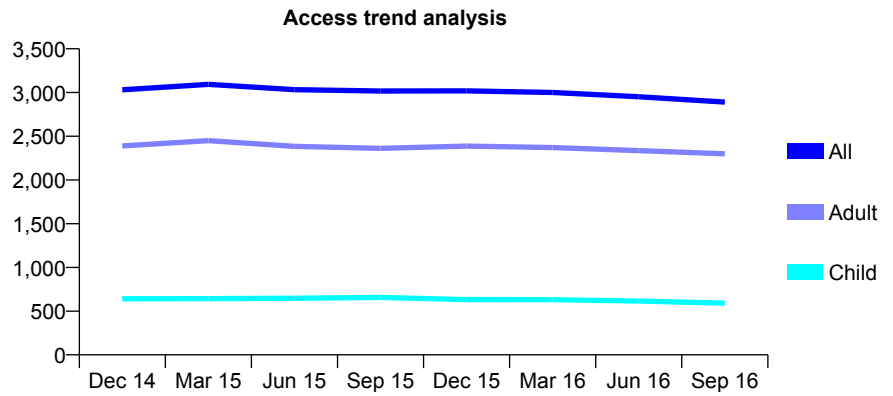
## Q68 - Vital Signs At a Glance Contract Report for 302619/0001 - September 2016

Name or company name	MR RG EVANS
Contract type name	GDS Contract
Purpose of contract	General
Contract start date	01/04/2006
Contract end date	

16/17 Contracted general activity (UDA)	7,727
Carry forward general activity (UDA)	-155
16/17 Contracted orthodontic activity (UOA)	0
Carry forward orthodontic activity (UOA)	0
Baseline contract value	£195,487.51

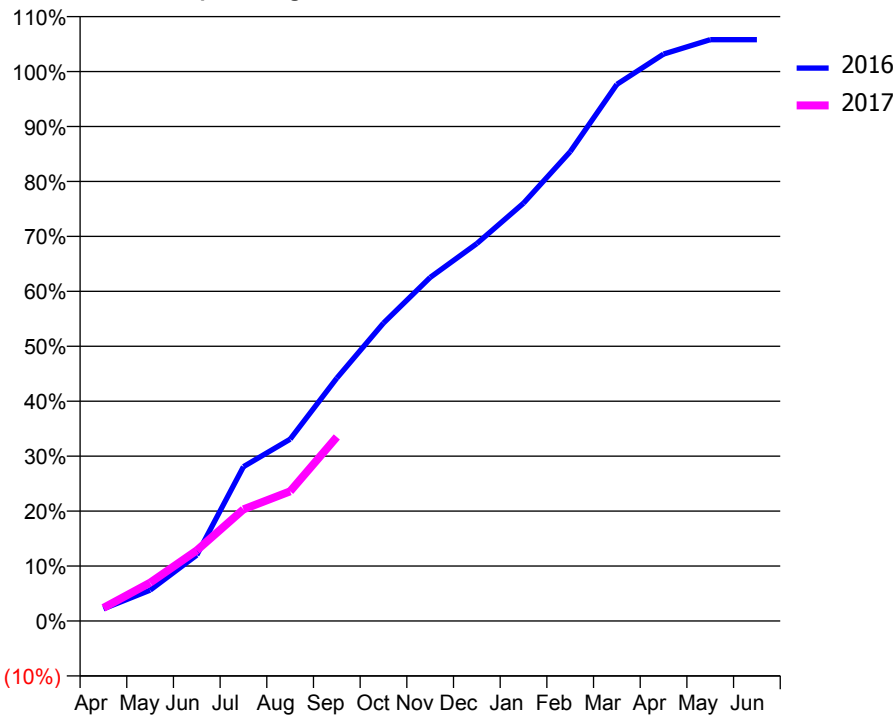
### ACCESS\*

Patients seen in 24 months	Total	Change since previous quarter
Quarter ending September 2015	3,017	
Quarter ending December 2015	3,019	→
Quarter ending March 2016	3,001	→
Quarter ending June 2016	2,951	↓
Quarter ending September 2016	2,890	↓
<b>Variance since September 2015</b>	<b>(4.2%)</b>	<b>↓</b>



### ACTIVITY

Cumulative percentage of contracted UDA delivered 2016 & 2017



Month	Adjusted Scheduled Activity (UDA)	
	2016	2017
April	172	184
May	434	539
June	928	994
July	2,170	1,571
August	2,557	1,824
September	3,415	2,588
October	4,190	
November	4,831	
December	5,307	
January	5,876	
February	6,599	
March	7,547	
April	7,972	
May	8,174	
June	8,174	

### QUALITY

	Quantity	Base Number	Contract	AT	Region	England
% of FP17s for the same patient ID Re-attending within 3 months - Children	9	292	3.1%	9.8%	11.8%	12.4%
% of FP17s for the same patient ID Re-attending within 3 months - Adults	101	1,100	9.2%	15.8%	16.6%	16.7%
% of FP17s for the same patient ID Re-attending between 3 & 9 months - Children	134	292	45.9%	59.0%	60.2%	57.4%
% of FP17s for the same patient ID Re-attending between 3 & 9 months - Adults	521	1,100	47.4%	50.9%	52.0%	50.5%
% of FP17s for Band 1 Urgent Courses	20	1,114	1.8%	9.5%	9.4%	9.1%
% of FP17s Relating to Free Repair or Replacements	0	1,114	0.0%	0.6%	0.7%	0.8%
% of FP17s Relating to Continuations	0	1,114	0.0%	1.1%	1.2%	1.3%
% of Patients satisfied with the dentistry they have received	3	3	N/A	94.8%	93.6%	93.2%
% of Patients satisfied with the time they had to wait for an appointment	3	3	N/A	91.7%	89.1%	89.0%

\* This is based on patients treated on this contract for their most recent course of treatment. Figures in italics indicate the base number of FP17s or Patient Questionnaire responses are less than 100. N/A is shown where the base number of responses is less than 10 during the period. % is calculated as Quantity/Base number\*100

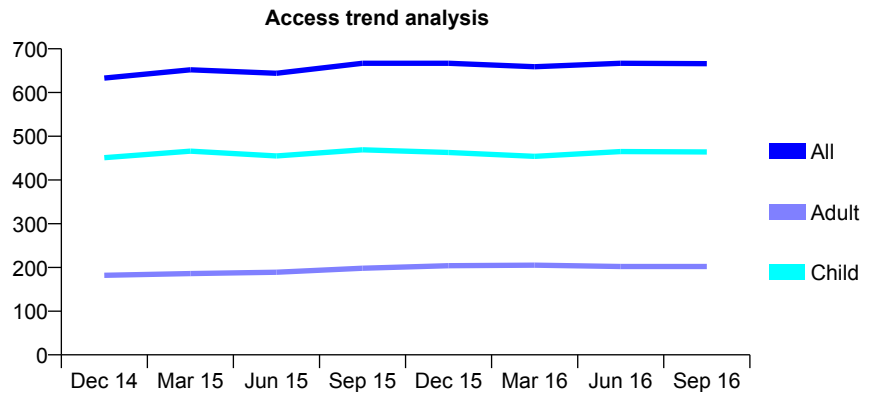
## Q68 - Vital Signs At a Glance Contract Report for 307068/0001 - September 2016

Name or company name	MR TJ MCNULTY
Contract type name	GDS Contract
Purpose of contract	General
Contract start date	01/04/2006
Contract end date	

16/17 Contracted general activity (UDA)	750
Carry forward general activity (UDA)	-15
16/17 Contracted orthodontic activity (UOA)	0
Carry forward orthodontic activity (UOA)	0
Baseline contract value	£17,136.77

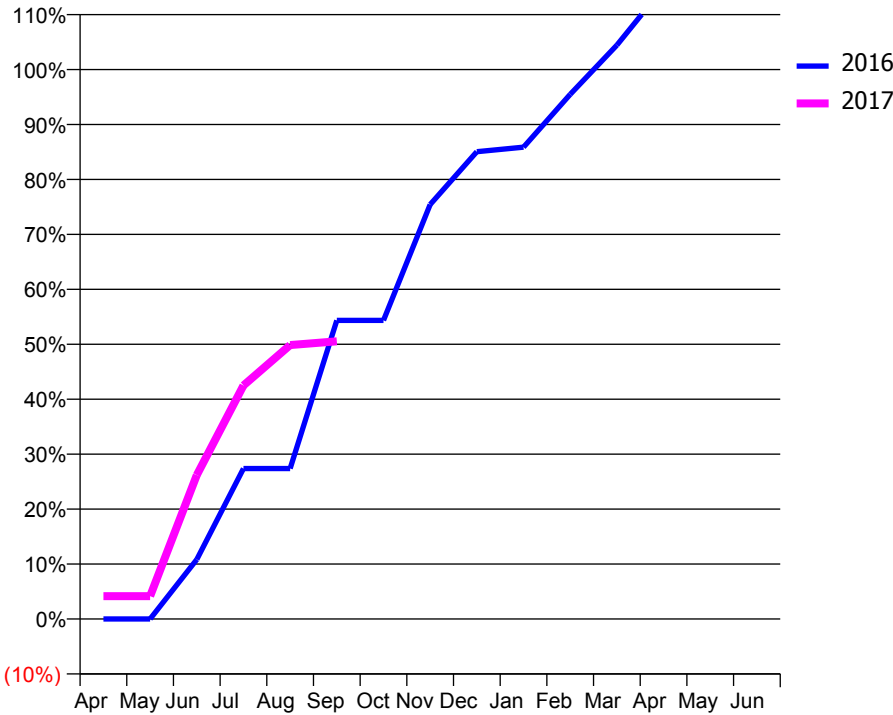
### ACCESS\*

Patients seen in 24 months	Total	Change since previous quarter
Quarter ending September 2015	667	
Quarter ending December 2015	667	→
Quarter ending March 2016	659	↓
Quarter ending June 2016	667	→
Quarter ending September 2016	666	→
<b>Variance since September 2015</b>	<b>(0.1%)</b>	<b>→</b>



### ACTIVITY

Cumulative percentage of contracted UDA delivered 2016 & 2017



Month	Adjusted Scheduled Activity (UDA)	
	2016	2017
April	0	31
May	0	31
June	81	196
July	205	319
August	205	374
September	408	379
October	408	
November	566	
December	638	
January	644	
February	716	
March	783	
April	862	
May	866	
June	878	

### QUALITY

	Quantity	Base Number	Contract	AT	Region	England
% of FP17s for the same patient ID Re-attending within 3 months - Children	12	278	4.3%	9.8%	11.8%	12.4%
% of FP17s for the same patient ID Re-attending within 3 months - Adults	0	68	0.0%	15.8%	16.6%	16.7%
% of FP17s for the same patient ID Re-attending between 3 & 9 months - Children	158	278	56.8%	59.0%	60.2%	57.4%
% of FP17s for the same patient ID Re-attending between 3 & 9 months - Adults	25	68	36.8%	50.9%	52.0%	50.5%
% of FP17s for Band 1 Urgent Courses	5	255	2.0%	9.5%	9.4%	9.1%
% of FP17s Relating to Free Repair or Replacements	0	255	0.0%	0.6%	0.7%	0.8%
% of FP17s Relating to Continuations	0	255	0.0%	1.1%	1.2%	1.3%
% of Patients satisfied with the dentistry they have received	0	0	N/A	94.8%	93.6%	93.2%
% of Patients satisfied with the time they had to wait for an appointment	0	0	N/A	91.7%	89.1%	89.0%

\* This is based on patients treated on this contract for their most recent course of treatment. Figures in italics indicate the base number of FP17s or Patient Questionnaire responses are less than 100. N/A is shown where the base number of responses is less than 10 during the period. % is calculated as Quantity/Base number\*100

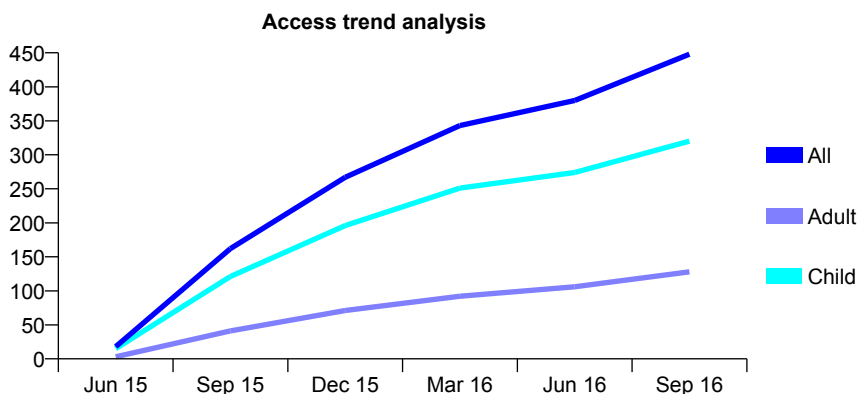
## Q68 - Vital Signs At a Glance Contract Report for 308129/0003 - September 2016

Name or company name	MR RN PULLEY
Contract type name	GDS Contract
Purpose of contract	General
Contract start date	26/05/2015
Contract end date	

16/17 Contracted general activity (UDA)	1,014
Carry forward general activity (UDA)	-15
16/17 Contracted orthodontic activity (UOA)	0
Carry forward orthodontic activity (UOA)	0
Baseline contract value	£25,031.77

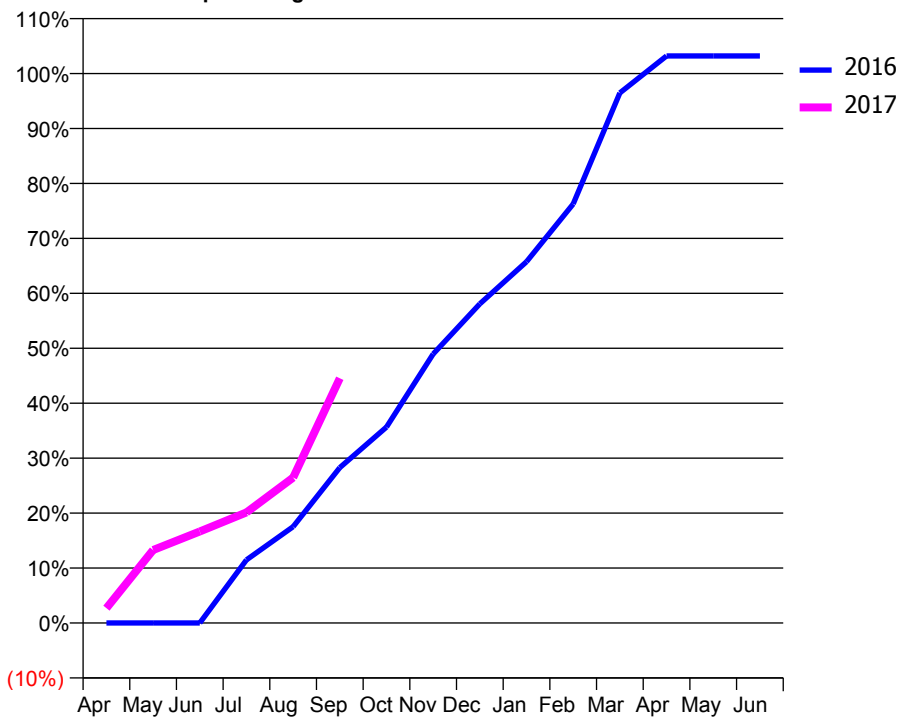
### ACCESS\*

Patients seen in 24 months	Total	Change since previous quarter
Quarter ending September 2015	162	
Quarter ending December 2015	267	↑
Quarter ending March 2016	343	↑
Quarter ending June 2016	380	↑
Quarter ending September 2016	448	↑
<b>Variance since September 2015</b>	<b>176.5%</b>	<b>↑</b>



### ACTIVITY

Cumulative percentage of contracted UDA delivered 2016 & 2017



Adjusted Scheduled Activity (UDA)

Month	2016	2017
April	0	27
May	0	135
June	0	169
July	99	204
August	151	268
September	244	452
October	307	
November	422	
December	500	
January	566	
February	657	
March	831	
April	889	
May	889	
June	889	

### QUALITY

	Quantity	Base Number	Contract	AT	Region	England
% of FP17s for the same patient ID Re-attending within 3 months - Children	10	220	4.5%	9.8%	11.8%	12.4%
% of FP17s for the same patient ID Re-attending within 3 months - Adults	6	74	8.1%	15.8%	16.6%	16.7%
% of FP17s for the same patient ID Re-attending between 3 & 9 months - Children	103	220	46.8%	59.0%	60.2%	57.4%
% of FP17s for the same patient ID Re-attending between 3 & 9 months - Adults	22	74	29.7%	50.9%	52.0%	50.5%
% of FP17s for Band 1 Urgent Courses	18	261	6.9%	9.5%	9.4%	9.1%
% of FP17s Relating to Free Repair or Replacements	1	261	0.4%	0.6%	0.7%	0.8%
% of FP17s Relating to Continuations	3	261	1.1%	1.1%	1.2%	1.3%
% of Patients satisfied with the dentistry they have received	0	0	N/A	94.8%	93.6%	93.2%
% of Patients satisfied with the time they had to wait for an appointment	0	0	N/A	91.7%	89.1%	89.0%

\* This is based on patients treated on this contract for their most recent course of treatment. Figures in italics indicate the base number of FP17s or Patient Questionnaire responses are less than 100. N/A is shown where the base number of responses is less than 10 during the period. % is calculated as Quantity/Base number\*100

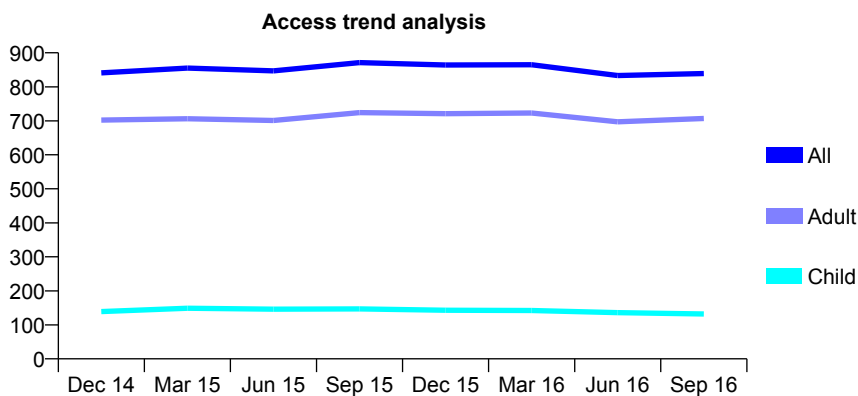
## Q68 - Vital Signs At a Glance Contract Report for 309885/0001 - September 2016

Name or company name	MR DR KELLY
Contract type name	GDS Contract
Purpose of contract	General
Contract start date	01/04/2006
Contract end date	

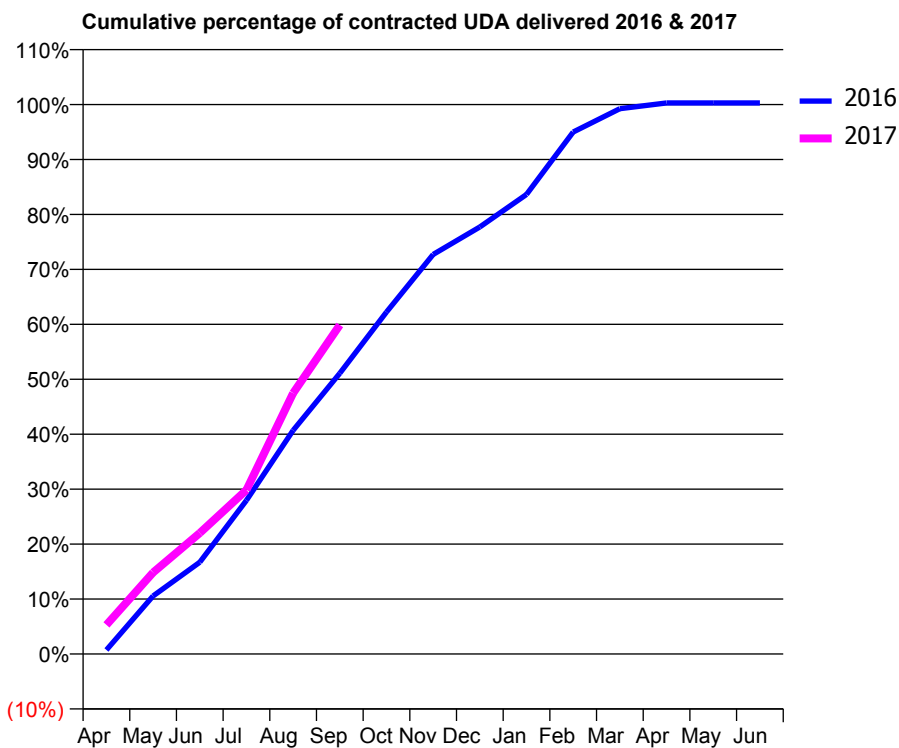
16/17 Contracted general activity (UDA)	2,193
Carry forward general activity (UDA)	-6
16/17 Contracted orthodontic activity (UOA)	0
Carry forward orthodontic activity (UOA)	0
Baseline contract value	£50,068.28

### ACCESS\*

Patients seen in 24 months	Total	Change since previous quarter
Quarter ending September 2015	871	
Quarter ending December 2015	864	→
Quarter ending March 2016	865	→
Quarter ending June 2016	833	↓
Quarter ending September 2016	839	→
<b>Variance since September 2015</b>	<b>(3.7%)</b>	<b>↓</b>



### ACTIVITY



Month	Adjusted Scheduled Activity (UDA)	
	2016	2017
April	16	116
May	232	325
June	366	483
July	613	655
August	893	1,041
September	1,121	1,313
October	1,365	
November	1,595	
December	1,704	
January	1,834	
February	2,083	
March	2,176	
April	2,199	
May	2,199	
June	2,199	

### QUALITY

	Quantity	Base Number	Contract	AT	Region	England
% of FP17s for the same patient ID Re-attending within 3 months - Children	9	116	7.8%	9.8%	11.8%	12.4%
% of FP17s for the same patient ID Re-attending within 3 months - Adults	59	552	10.7%	15.8%	16.6%	16.7%
% of FP17s for the same patient ID Re-attending between 3 & 9 months - Children	86	116	74.1%	59.0%	60.2%	57.4%
% of FP17s for the same patient ID Re-attending between 3 & 9 months - Adults	290	552	52.5%	50.9%	52.0%	50.5%
% of FP17s for Band 1 Urgent Courses	65	644	10.1%	9.5%	9.4%	9.1%
% of FP17s Relating to Free Repair or Replacements	0	644	0.0%	0.6%	0.7%	0.8%
% of FP17s Relating to Continuations	16	644	2.5%	1.1%	1.2%	1.3%
% of Patients satisfied with the dentistry they have received	2	2	N/A	94.8%	93.6%	93.2%
% of Patients satisfied with the time they had to wait for an appointment	2	2	N/A	91.7%	89.1%	89.0%

\* This is based on patients treated on this contract for their most recent course of treatment. Figures in italics indicate the base number of FP17s or Patient Questionnaire responses are less than 100. N/A is shown where the base number of responses is less than 10 during the period. % is calculated as Quantity/Base number\*100

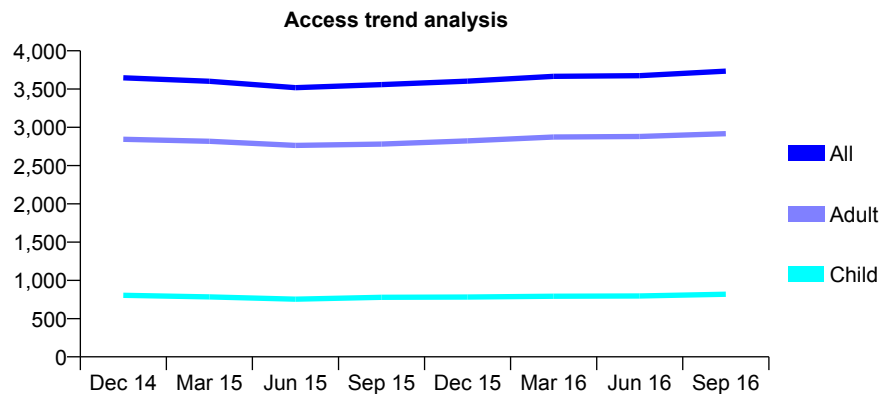
## Q68 - Vital Signs At a Glance Contract Report for 318817/0001 - September 2016

Name or company name	MR CC POORE
Contract type name	GDS Contract
Purpose of contract	General
Contract start date	01/04/2006
Contract end date	

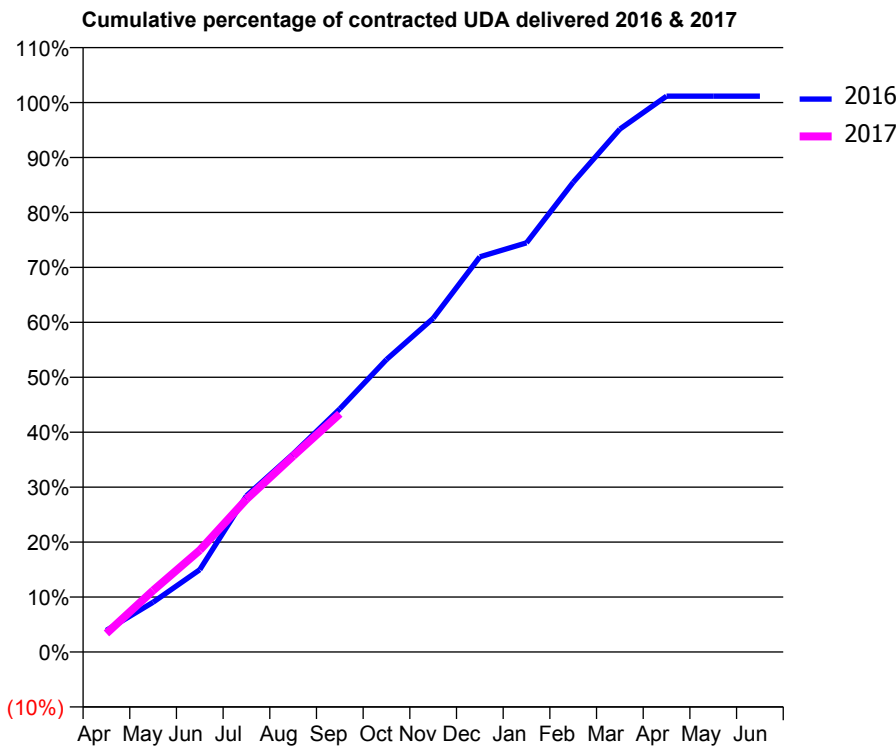
16/17 Contracted general activity (UDA)	9,903
Carry forward general activity (UDA)	-115
16/17 Contracted orthodontic activity (UOA)	0
Carry forward orthodontic activity (UOA)	0
Baseline contract value	£234,561.54

### ACCESS\*

Patients seen in 24 months	Total	Change since previous quarter
Quarter ending September 2015	3,559	
Quarter ending December 2015	3,603	→
Quarter ending March 2016	3,666	→
Quarter ending June 2016	3,675	→
Quarter ending September 2016	3,735	→
<b>Variance since September 2015</b>	<b>4.9%</b>	<b>↑</b>



### ACTIVITY



Month	Adjusted Scheduled Activity (UDA)	
	2016	2017
April	390	335
May	898	1,110
June	1,483	1,835
July	2,816	2,752
August	3,570	3,530
September	4,383	4,292
October	5,270	
November	6,014	
December	7,121	
January	7,374	
February	8,465	
March	9,425	
April	10,018	
May	10,018	
June	10,018	

### QUALITY

	Quantity	Base Number	Contract	AT	Region	England
% of FP17s for the same patient ID Re-attending within 3 months - Children	31	548	5.7%	9.8%	11.8%	12.4%
% of FP17s for the same patient ID Re-attending within 3 months - Adults	290	2,044	14.2%	15.8%	16.6%	16.7%
% of FP17s for the same patient ID Re-attending between 3 & 9 months - Children	279	548	50.9%	59.0%	60.2%	57.4%
% of FP17s for the same patient ID Re-attending between 3 & 9 months - Adults	1,100	2,044	53.8%	50.9%	52.0%	50.5%
% of FP17s for Band 1 Urgent Courses	196	2,284	8.6%	9.5%	9.4%	9.1%
% of FP17s Relating to Free Repair or Replacements	41	2,284	1.8%	0.6%	0.7%	0.8%
% of FP17s Relating to Continuations	4	2,284	0.2%	1.1%	1.2%	1.3%
% of Patients satisfied with the dentistry they have received	4	4	N/A	94.8%	93.6%	93.2%
% of Patients satisfied with the time they had to wait for an appointment	4	4	N/A	91.7%	89.1%	89.0%

\* This is based on patients treated on this contract for their most recent course of treatment. Figures in italics indicate the base number of FP17s or Patient Questionnaire responses are less than 100. N/A is shown where the base number of responses is less than 10 during the period. % is calculated as Quantity/Base number\*100



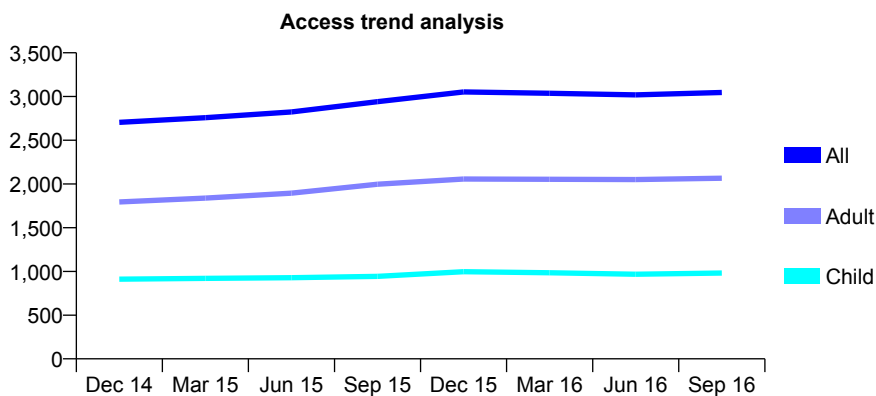
## Q68 - Vital Signs At a Glance Contract Report for 319333/0001 - September 2016

Name or company name	MISS CA HALLWORTH
Contract type name	GDS Contract
Purpose of contract	General
Contract start date	01/04/2006
Contract end date	

16/17 Contracted general activity (UDA)	8,875
Carry forward general activity (UDA)	-70
16/17 Contracted orthodontic activity (UOA)	0
Carry forward orthodontic activity (UOA)	0
Baseline contract value	£343,208.50

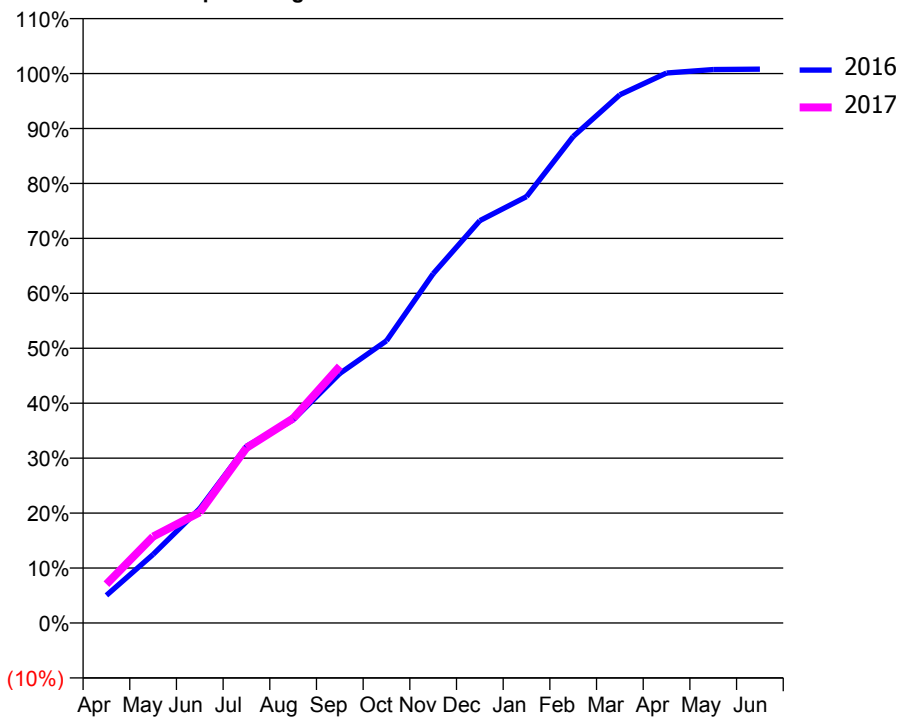
### ACCESS\*

Patients seen in 24 months	Total	Change since previous quarter
Quarter ending September 2015	2,941	
Quarter ending December 2015	3,052	↑
Quarter ending March 2016	3,037	→
Quarter ending June 2016	3,019	→
Quarter ending September 2016	3,046	→
<b>Variance since September 2015</b>	<b>3.6%</b>	<b>↑</b>



### ACTIVITY

Cumulative percentage of contracted UDA delivered 2016 & 2017



Adjusted Scheduled Activity (UDA)

Month	2016	2017
April	446	628
May	1,108	1,397
June	1,850	1,788
July	2,855	2,829
August	3,281	3,304
September	4,031	4,147
October	4,559	
November	5,641	
December	6,498	
January	6,886	
February	7,858	
March	8,531	
April	8,882	
May	8,938	
June	8,945	

### QUALITY

	Quantity	Base Number	Contract	AT	Region	England
% of FP17s for the same patient ID Re-attending within 3 months - Children	59	898	6.6%	9.8%	11.8%	12.4%
% of FP17s for the same patient ID Re-attending within 3 months - Adults	233	1,725	13.5%	15.8%	16.6%	16.7%
% of FP17s for the same patient ID Re-attending between 3 & 9 months - Children	647	898	72.0%	59.0%	60.2%	57.4%
% of FP17s for the same patient ID Re-attending between 3 & 9 months - Adults	1,207	1,725	70.0%	50.9%	52.0%	50.5%
% of FP17s for Band 1 Urgent Courses	114	2,209	5.2%	9.5%	9.4%	9.1%
% of FP17s Relating to Free Repair or Replacements	24	2,209	1.1%	0.6%	0.7%	0.8%
% of FP17s Relating to Continuations	15	2,209	0.7%	1.1%	1.2%	1.3%
% of Patients satisfied with the dentistry they have received	3	3	N/A	94.8%	93.6%	93.2%
% of Patients satisfied with the time they had to wait for an appointment	3	3	N/A	91.7%	89.1%	89.0%

\* This is based on patients treated on this contract for their most recent course of treatment. Figures in italics indicate the base number of FP17s or Patient Questionnaire responses are less than 100. N/A is shown where the base number of responses is less than 10 during the period. % is calculated as Quantity/Base number\*100

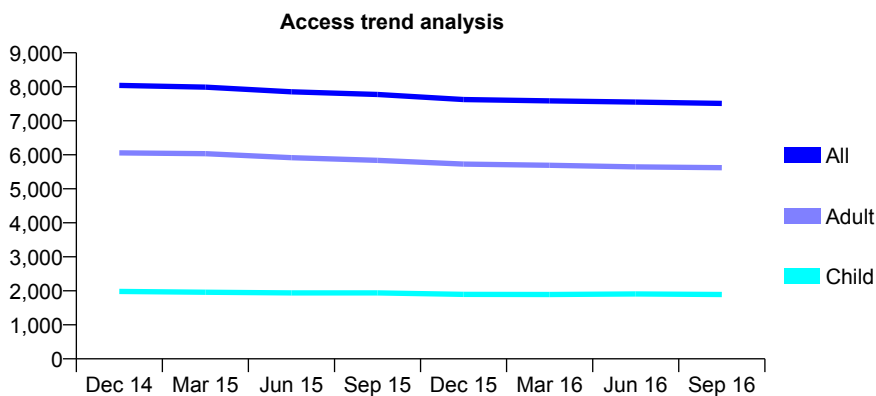
## Q68 - Vital Signs At a Glance Contract Report for 320285/0001 - September 2016

Name or company name	MR GS SANDHU
Contract type name	GDS Contract
Purpose of contract	General
Contract start date	01/04/2006
Contract end date	

16/17 Contracted general activity (UDA)	25,689
Carry forward general activity (UDA)	-331
16/17 Contracted orthodontic activity (UOA)	0
Carry forward orthodontic activity (UOA)	0
Baseline contract value	£792,940.85

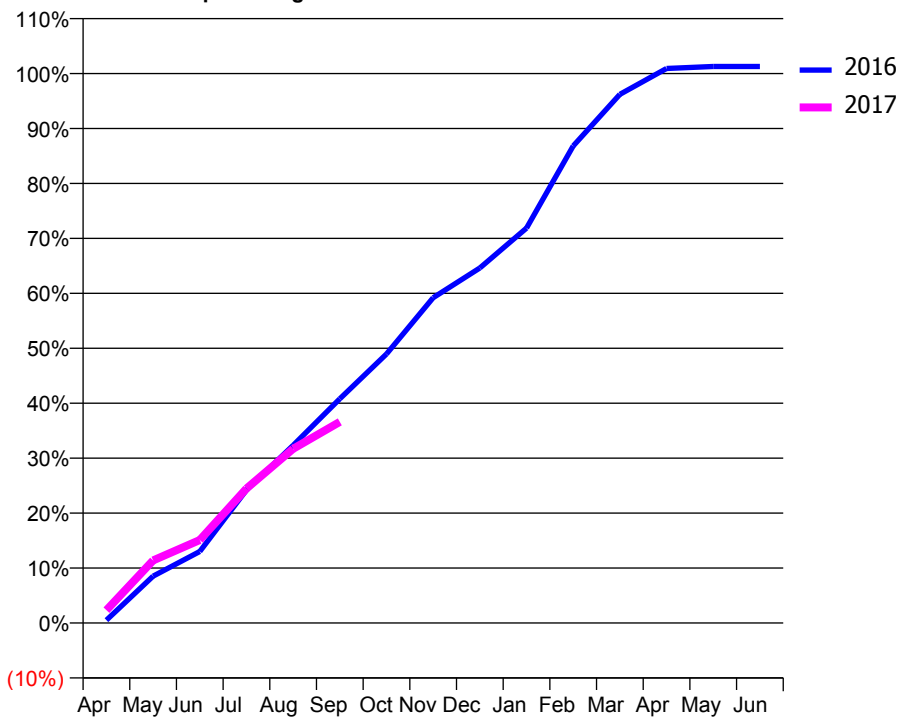
### ACCESS\*

Patients seen in 24 months	Total	Change since previous quarter
Quarter ending September 2015	7,776	
Quarter ending December 2015	7,625	↓
Quarter ending March 2016	7,585	→
Quarter ending June 2016	7,551	→
Quarter ending September 2016	7,511	→
<b>Variance since September 2015</b>	<b>(3.4%)</b>	<b>↓</b>



### ACTIVITY

Cumulative percentage of contracted UDA delivered 2016 & 2017



Adjusted Scheduled Activity (UDA)

Month	2016	2017
April	133	599
May	2,189	2,926
June	3,342	3,880
July	6,216	6,285
August	8,306	8,142
September	10,481	9,404
October	12,578	
November	15,210	
December	16,598	
January	18,463	
February	22,302	
March	24,713	
April	25,925	
May	26,016	
June	26,020	

### QUALITY

	Quantity	Base Number	Contract	AT	Region	England
% of FP17s for the same patient ID Re-attending within 3 months - Children	84	998	8.4%	9.8%	11.8%	12.4%
% of FP17s for the same patient ID Re-attending within 3 months - Adults	455	3,023	15.1%	15.8%	16.6%	16.7%
% of FP17s for the same patient ID Re-attending between 3 & 9 months - Children	426	998	42.7%	59.0%	60.2%	57.4%
% of FP17s for the same patient ID Re-attending between 3 & 9 months - Adults	1,447	3,023	47.9%	50.9%	52.0%	50.5%
% of FP17s for Band 1 Urgent Courses	391	3,535	11.1%	9.5%	9.4%	9.1%
% of FP17s Relating to Free Repair or Replacements	20	3,535	0.6%	0.6%	0.7%	0.8%
% of FP17s Relating to Continuations	77	3,535	2.2%	1.1%	1.2%	1.3%
% of Patients satisfied with the dentistry they have received	9	9	N/A	94.8%	93.6%	93.2%
% of Patients satisfied with the time they had to wait for an appointment	8	9	N/A	91.7%	89.1%	89.0%

\* This is based on patients treated on this contract for their most recent course of treatment. Figures in italics indicate the base number of FP17s or Patient Questionnaire responses are less than 100. N/A is shown where the base number of responses is less than 10 during the period. % is calculated as Quantity/Base number\*100

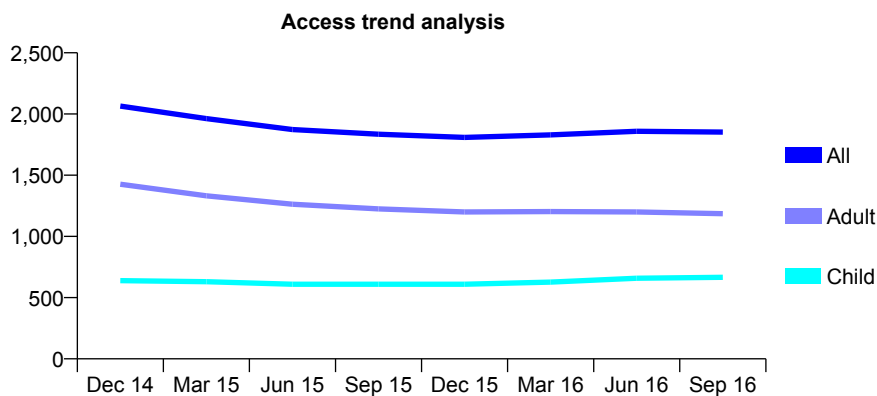
## Q68 - Vital Signs At a Glance Contract Report for 320315/0002 - September 2016

Name or company name	MR JS KETTLE
Contract type name	GDS Contract
Purpose of contract	General
Contract start date	01/11/2007
Contract end date	

16/17 Contracted general activity (UDA)	2,400
Carry forward general activity (UDA)	0
16/17 Contracted orthodontic activity (UOA)	0
Carry forward orthodontic activity (UOA)	0
Baseline contract value	£53,147.96

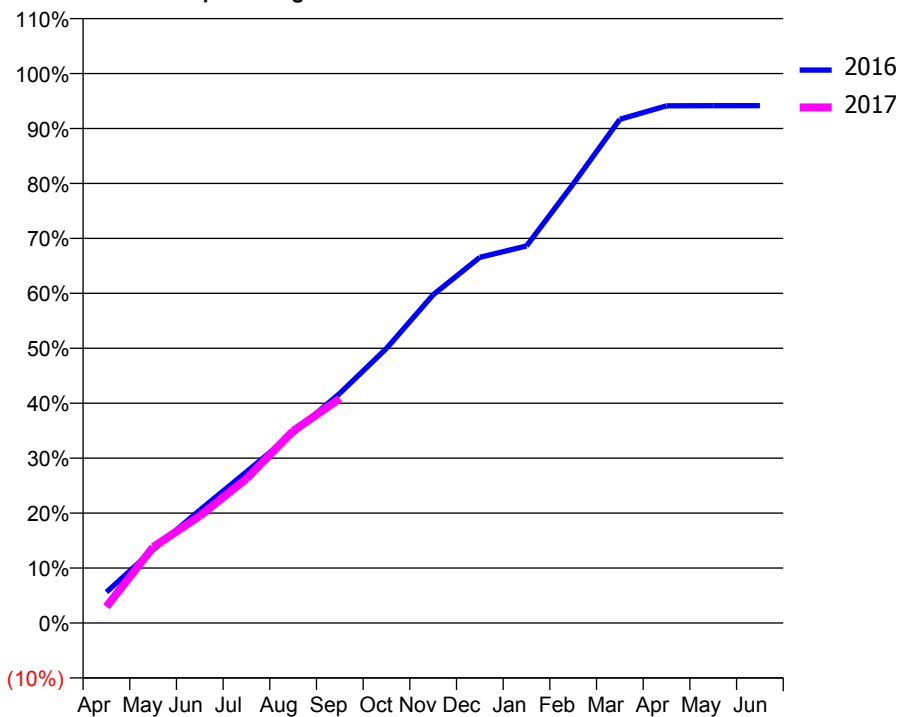
### ACCESS\*

Patients seen in 24 months	Total	Change since previous quarter
Quarter ending September 2015	1,835	
Quarter ending December 2015	1,809	↓
Quarter ending March 2016	1,830	→
Quarter ending June 2016	1,859	→
Quarter ending September 2016	1,852	→
<b>Variance since September 2015</b>	<b>0.9%</b>	<b>→</b>



### ACTIVITY

Cumulative percentage of contracted UDA delivered 2016 & 2017



Month	Adjusted Scheduled Activity (UDA)	
	2016	2017
April	135	71
May	320	332
June	493	468
July	660	631
August	830	839
September	1,003	980
October	1,200	
November	1,434	
December	1,597	
January	1,647	
February	1,917	
March	2,200	
April	2,259	
May	2,260	
June	2,260	

### QUALITY

	Quantity	Base Number	Contract	AT	Region	England
% of FP17s for the same patient ID Re-attending within 3 months - Children	36	502	7.2%	9.8%	11.8%	12.4%
% of FP17s for the same patient ID Re-attending within 3 months - Adults	124	789	15.7%	15.8%	16.6%	16.7%
% of FP17s for the same patient ID Re-attending between 3 & 9 months - Children	282	502	56.2%	59.0%	60.2%	57.4%
% of FP17s for the same patient ID Re-attending between 3 & 9 months - Adults	429	789	54.4%	50.9%	52.0%	50.5%
% of FP17s for Band 1 Urgent Courses	41	628	6.5%	9.5%	9.4%	9.1%
% of FP17s Relating to Free Repair or Replacements	0	628	0.0%	0.6%	0.7%	0.8%
% of FP17s Relating to Continuations	17	628	2.7%	1.1%	1.2%	1.3%
% of Patients satisfied with the dentistry they have received	1	1	N/A	94.8%	93.6%	93.2%
% of Patients satisfied with the time they had to wait for an appointment	1	1	N/A	91.7%	89.1%	89.0%

\* This is based on patients treated on this contract for their most recent course of treatment. Figures in italics indicate the base number of FP17s or Patient Questionnaire responses are less than 100. N/A is shown where the base number of responses is less than 10 during the period. % is calculated as Quantity/Base number\*100

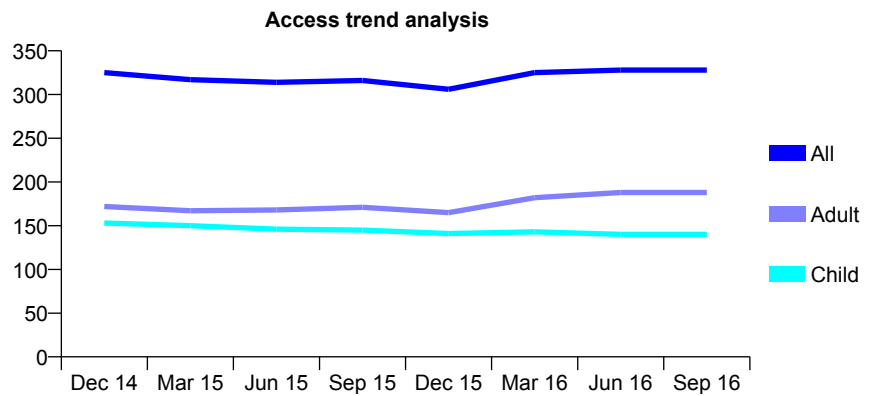
## Q68 - Vital Signs At a Glance Contract Report for 320811/0001 - September 2016

Name or company name	MR AH CURTIS
Contract type name	GDS Contract
Purpose of contract	General
Contract start date	01/04/2006
Contract end date	

16/17 Contracted general activity (UDA)	604
Carry forward general activity (UDA)	-6
16/17 Contracted orthodontic activity (UOA)	0
Carry forward orthodontic activity (UOA)	0
Baseline contract value	£14,779.50

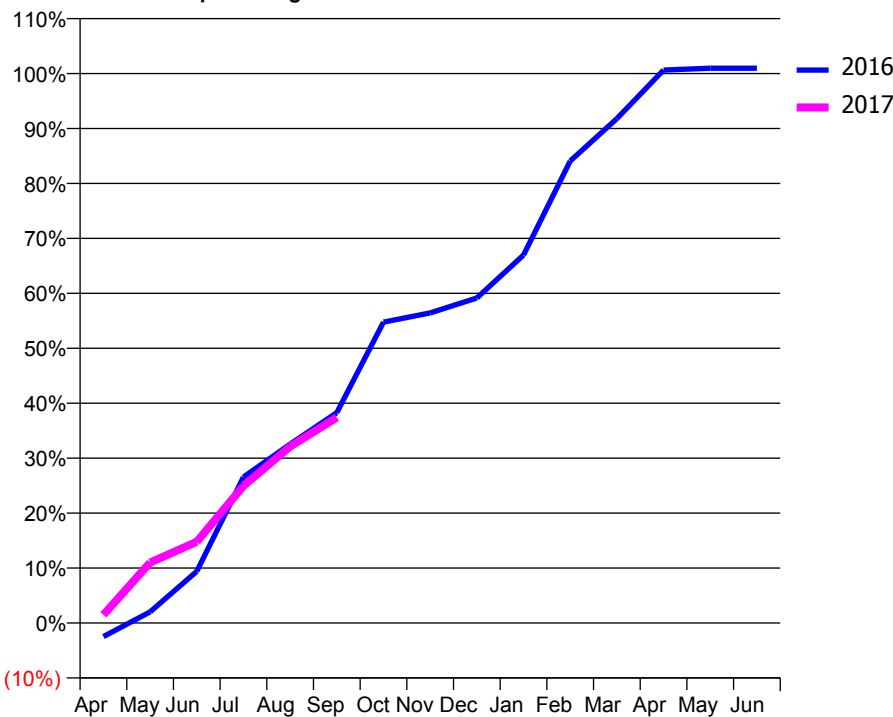
### ACCESS\*

Patients seen in 24 months	Total	Change since previous quarter
Quarter ending September 2015	316	
Quarter ending December 2015	306	↓
Quarter ending March 2016	325	↑
Quarter ending June 2016	328	→
Quarter ending September 2016	328	→
<b>Variance since September 2015</b>	<b>3.8%</b>	<b>↑</b>



### ACTIVITY

Cumulative percentage of contracted UDA delivered 2016 & 2017



Month	Adjusted Scheduled Activity (UDA)	
	2016	2017
April	-15	9
May	12	66
June	57	89
July	160	151
August	197	194
September	231	226
October	331	
November	341	
December	357	
January	404	
February	508	
March	554	
April	608	
May	610	
June	610	

### QUALITY

	Quantity	Base Number	Contract	AT	Region	England
% of FP17s for the same patient ID Re-attending within 3 months - Children	1	94	1.1%	9.8%	11.8%	12.4%
% of FP17s for the same patient ID Re-attending within 3 months - Adults	4	89	4.5%	15.8%	16.6%	16.7%
% of FP17s for the same patient ID Re-attending between 3 & 9 months - Children	60	94	63.8%	59.0%	60.2%	57.4%
% of FP17s for the same patient ID Re-attending between 3 & 9 months - Adults	42	89	47.2%	50.9%	52.0%	50.5%
% of FP17s for Band 1 Urgent Courses	5	136	3.7%	9.5%	9.4%	9.1%
% of FP17s Relating to Free Repair or Replacements	0	136	0.0%	0.6%	0.7%	0.8%
% of FP17s Relating to Continuations	0	136	0.0%	1.1%	1.2%	1.3%
% of Patients satisfied with the dentistry they have received	0	0	N/A	94.8%	93.6%	93.2%
% of Patients satisfied with the time they had to wait for an appointment	0	0	N/A	91.7%	89.1%	89.0%

\* This is based on patients treated on this contract for their most recent course of treatment. Figures in italics indicate the base number of FP17s or Patient Questionnaire responses are less than 100. N/A is shown where the base number of responses is less than 10 during the period. % is calculated as Quantity/Base number\*100

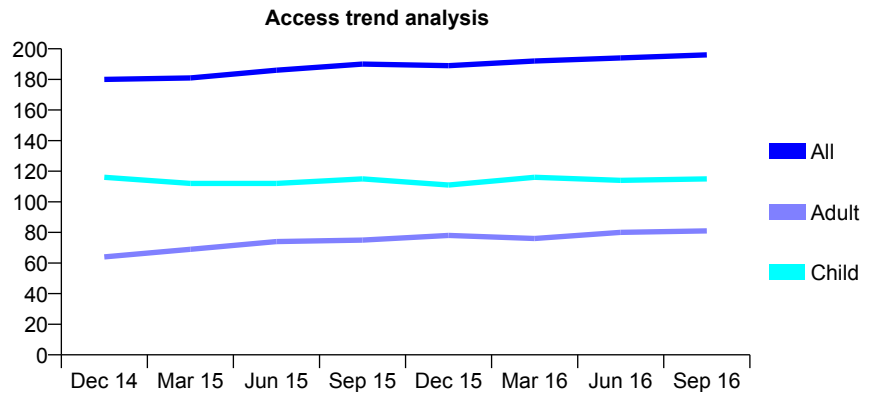
## Q68 - Vital Signs At a Glance Contract Report for 322091/0001 - September 2016

Name or company name	MRS SF COOPER
Contract type name	GDS Contract
Purpose of contract	General
Contract start date	01/04/2006
Contract end date	

16/17 Contracted general activity (UDA)	664
Carry forward general activity (UDA)	0
16/17 Contracted orthodontic activity (UOA)	0
Carry forward orthodontic activity (UOA)	0
Baseline contract value	£15,484.50

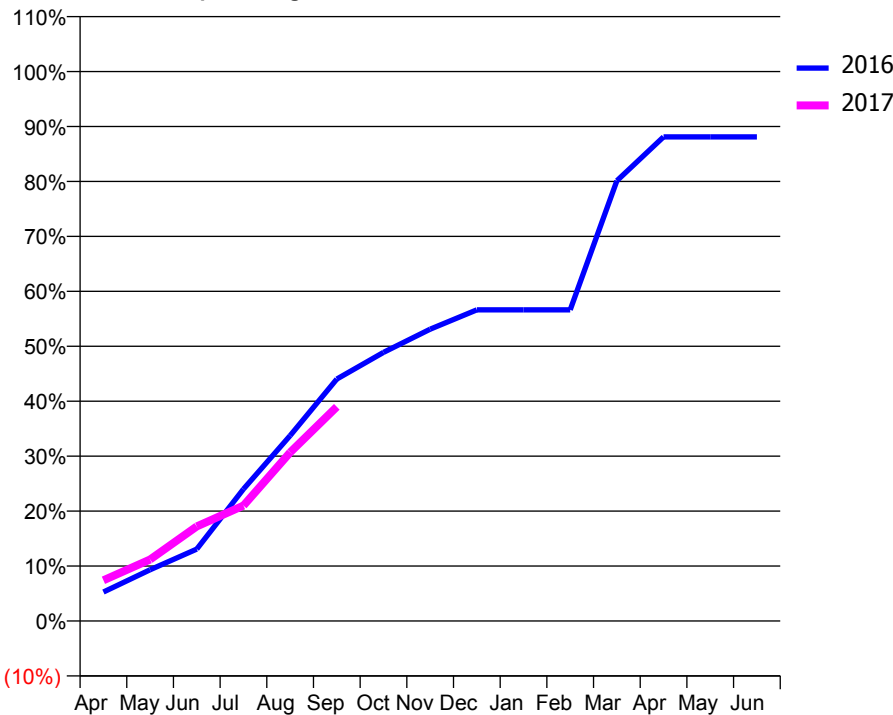
### ACCESS\*

Patients seen in 24 months	Total	Change since previous quarter
Quarter ending September 2015	190	
Quarter ending December 2015	189	→
Quarter ending March 2016	192	→
Quarter ending June 2016	194	→
Quarter ending September 2016	196	→
<b>Variance since September 2015</b>	<b>3.2%</b>	<b>↑</b>



### ACTIVITY

Cumulative percentage of contracted UDA delivered 2016 & 2017



Month	Adjusted Scheduled Activity (UDA)	
	2016	2017
April	35	49
May	62	74
June	87	114
July	159	139
August	224	204
September	292	259
October	325	
November	353	
December	376	
January	376	
February	376	
March	532	
April	585	
May	585	
June	585	

### QUALITY

	Quantity	Base Number	Contract	AT	Region	England
% of FP17s for the same patient ID Re-attending within 3 months - Children	4	98	4.1%	9.8%	11.8%	12.4%
% of FP17s for the same patient ID Re-attending within 3 months - Adults	3	47	6.4%	15.8%	16.6%	16.7%
% of FP17s for the same patient ID Re-attending between 3 & 9 months - Children	57	98	58.2%	59.0%	60.2%	57.4%
% of FP17s for the same patient ID Re-attending between 3 & 9 months - Adults	29	47	61.7%	50.9%	52.0%	50.5%
% of FP17s for Band 1 Urgent Courses	4	127	3.1%	9.5%	9.4%	9.1%
% of FP17s Relating to Free Repair or Replacements	0	127	0.0%	0.6%	0.7%	0.8%
% of FP17s Relating to Continuations	0	127	0.0%	1.1%	1.2%	1.3%
% of Patients satisfied with the dentistry they have received	0	0	N/A	94.8%	93.6%	93.2%
% of Patients satisfied with the time they had to wait for an appointment	0	0	N/A	91.7%	89.1%	89.0%

\* This is based on patients treated on this contract for their most recent course of treatment. Figures in italics indicate the base number of FP17s or Patient Questionnaire responses are less than 100. N/A is shown where the base number of responses is less than 10 during the period. % is calculated as Quantity/Base number\*100

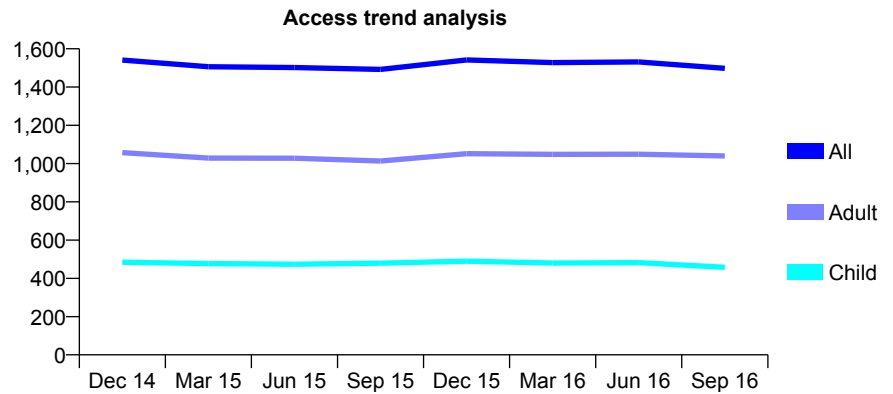
## Q68 - Vital Signs At a Glance Contract Report for 324213/0001 - September 2016

Name or company name	Garland and Askhari-Yagane
Contract type name	GDS Contract
Purpose of contract	General
Contract start date	01/04/2006
Contract end date	

16/17 Contracted general activity (UDA)	3,561
Carry forward general activity (UDA)	37
16/17 Contracted orthodontic activity (UOA)	0
Carry forward orthodontic activity (UOA)	0
Baseline contract value	£85,787.38

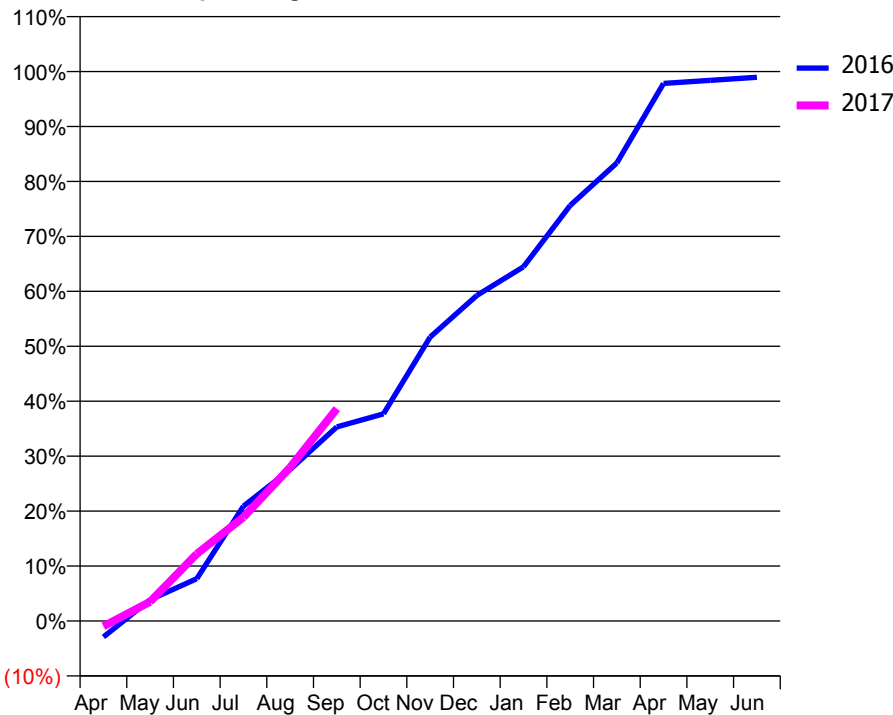
### ACCESS\*

Patients seen in 24 months	Total	Change since previous quarter
Quarter ending September 2015	1,492	
Quarter ending December 2015	1,542	↑
Quarter ending March 2016	1,528	→
Quarter ending June 2016	1,531	→
Quarter ending September 2016	1,498	↓
<b>Variance since September 2015</b>	<b>0.4%</b>	<b>→</b>



### ACTIVITY

Cumulative percentage of contracted UDA delivered 2016 & 2017



Month	Adjusted Scheduled Activity (UDA)	
	2016	2017
April	-104	-35
May	138	125
June	274	435
July	745	673
August	982	996
September	1,257	1,376
October	1,342	
November	1,840	
December	2,110	
January	2,296	
February	2,693	
March	2,969	
April	3,483	
May	3,503	
June	3,524	

### QUALITY

	Quantity	Base Number	Contract	AT	Region	England
% of FP17s for the same patient ID Re-attending within 3 months - Children	14	258	5.4%	9.8%	11.8%	12.4%
% of FP17s for the same patient ID Re-attending within 3 months - Adults	86	581	14.8%	15.8%	16.6%	16.7%
% of FP17s for the same patient ID Re-attending between 3 & 9 months - Children	108	258	41.9%	59.0%	60.2%	57.4%
% of FP17s for the same patient ID Re-attending between 3 & 9 months - Adults	213	581	36.7%	50.9%	52.0%	50.5%
% of FP17s for Band 1 Urgent Courses	79	664	11.9%	9.5%	9.4%	9.1%
% of FP17s Relating to Free Repair or Replacements	0	664	0.0%	0.6%	0.7%	0.8%
% of FP17s Relating to Continuations	0	664	0.0%	1.1%	1.2%	1.3%
% of Patients satisfied with the dentistry they have received	2	2	N/A	94.8%	93.6%	93.2%
% of Patients satisfied with the time they had to wait for an appointment	2	2	N/A	91.7%	89.1%	89.0%

\* This is based on patients treated on this contract for their most recent course of treatment. Figures in italics indicate the base number of FP17s or Patient Questionnaire responses are less than 100. N/A is shown where the base number of responses is less than 10 during the period. % is calculated as Quantity/Base number\*100

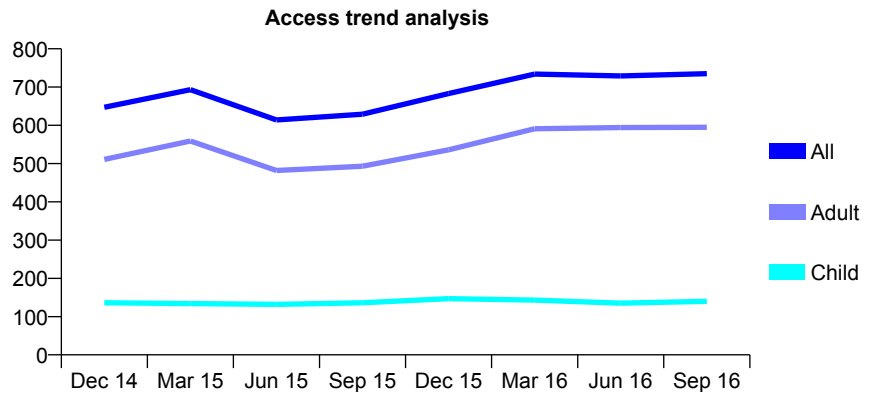
## Q68 - Vital Signs At a Glance Contract Report for 324477/0001 - September 2016

Name or company name	MR IH MCGREGOR
Contract type name	GDS Contract
Purpose of contract	General
Contract start date	01/04/2006
Contract end date	

16/17 Contracted general activity (UDA)	2,925
Carry forward general activity (UDA)	91
16/17 Contracted orthodontic activity (UOA)	0
Carry forward orthodontic activity (UOA)	0
Baseline contract value	£93,247.87

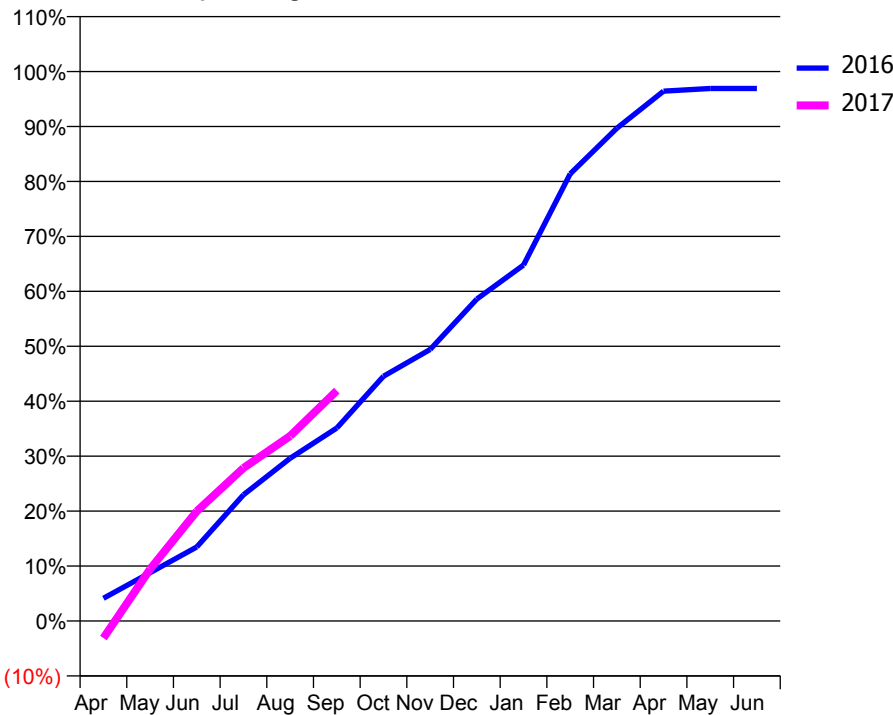
### ACCESS\*

Patients seen in 24 months	Total	Change since previous quarter
Quarter ending September 2015	629	
Quarter ending December 2015	683	↑
Quarter ending March 2016	734	↑
Quarter ending June 2016	729	→
Quarter ending September 2016	735	→
<b>Variance since September 2015</b>	<b>16.9%</b>	<b>↑</b>



### ACTIVITY

Cumulative percentage of contracted UDA delivered 2016 & 2017



Month	Adjusted Scheduled Activity (UDA)	
	2016	2017
April	121	-91
May	257	276
June	395	584
July	672	815
August	866	985
September	1,028	1,226
October	1,303	
November	1,446	
December	1,714	
January	1,895	
February	2,380	
March	2,623	
April	2,820	
May	2,834	
June	2,834	

### QUALITY

	Quantity	Base Number	Contract	AT	Region	England
% of FP17s for the same patient ID Re-attending within 3 months - Children	5	83	6.0%	9.8%	11.8%	12.4%
% of FP17s for the same patient ID Re-attending within 3 months - Adults	50	380	13.2%	15.8%	16.6%	16.7%
% of FP17s for the same patient ID Re-attending between 3 & 9 months - Children	23	83	27.7%	59.0%	60.2%	57.4%
% of FP17s for the same patient ID Re-attending between 3 & 9 months - Adults	124	380	32.6%	50.9%	52.0%	50.5%
% of FP17s for Band 1 Urgent Courses	61	422	14.5%	9.5%	9.4%	9.1%
% of FP17s Relating to Free Repair or Replacements	2	422	0.5%	0.6%	0.7%	0.8%
% of FP17s Relating to Continuations	4	422	0.9%	1.1%	1.2%	1.3%
% of Patients satisfied with the dentistry they have received	2	2	N/A	94.8%	93.6%	93.2%
% of Patients satisfied with the time they had to wait for an appointment	2	2	N/A	91.7%	89.1%	89.0%

\* This is based on patients treated on this contract for their most recent course of treatment. Figures in italics indicate the base number of FP17s or Patient Questionnaire responses are less than 100. N/A is shown where the base number of responses is less than 10 during the period. % is calculated as Quantity/Base number\*100



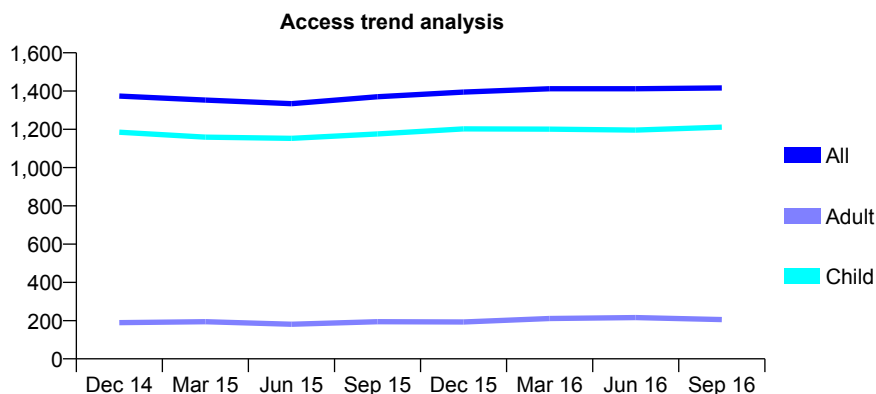
## Q68 - Vital Signs At a Glance Contract Report for 324655/0001 - September 2016

Name or company name	MRS SC TAYLOR
Contract type name	GDS Contract
Purpose of contract	General
Contract start date	01/04/2006
Contract end date	

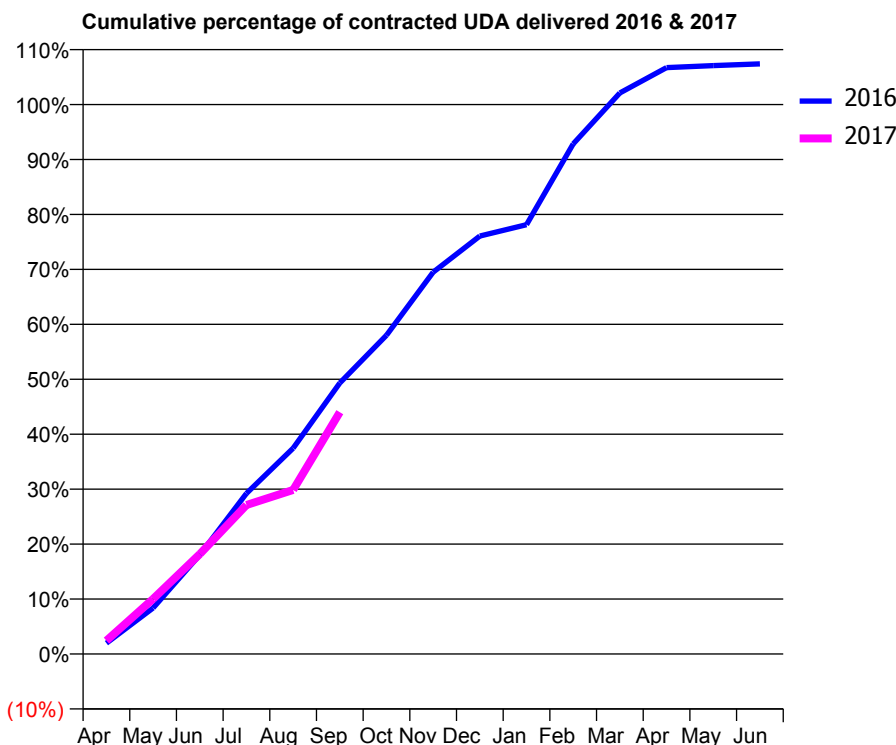
16/17 Contracted general activity (UDA)	2,221
Carry forward general activity (UDA)	-44
16/17 Contracted orthodontic activity (UOA)	0
Carry forward orthodontic activity (UOA)	0
Baseline contract value	£53,174.86

### ACCESS\*

Patients seen in 24 months	Total	Change since previous quarter
Quarter ending September 2015	1,370	
Quarter ending December 2015	1,395	→
Quarter ending March 2016	1,412	→
Quarter ending June 2016	1,412	→
Quarter ending September 2016	1,416	→
<b>Variance since September 2015</b>	<b>3.4%</b>	<b>↑</b>



### ACTIVITY



Month	Adjusted Scheduled Activity (UDA)	
	2016	2017
April	44	54
May	186	223
June	401	404
July	649	602
August	832	663
September	1,096	977
October	1,288	
November	1,543	
December	1,689	
January	1,735	
February	2,062	
March	2,268	
April	2,370	
May	2,378	
June	2,385	

### QUALITY

	Quantity	Base Number	Contract	AT	Region	England
% of FP17s for the same patient ID Re-attending within 3 months - Children	48	790	6.1%	9.8%	11.8%	12.4%
% of FP17s for the same patient ID Re-attending within 3 months - Adults	4	31	12.9%	15.8%	16.6%	16.7%
% of FP17s for the same patient ID Re-attending between 3 & 9 months - Children	438	790	55.4%	59.0%	60.2%	57.4%
% of FP17s for the same patient ID Re-attending between 3 & 9 months - Adults	15	31	48.4%	50.9%	52.0%	50.5%
% of FP17s for Band 1 Urgent Courses	21	711	3.0%	9.5%	9.4%	9.1%
% of FP17s Relating to Free Repair or Replacements	0	711	0.0%	0.6%	0.7%	0.8%
% of FP17s Relating to Continuations	0	711	0.0%	1.1%	1.2%	1.3%
% of Patients satisfied with the dentistry they have received	3	3	N/A	94.8%	93.6%	93.2%
% of Patients satisfied with the time they had to wait for an appointment	3	3	N/A	91.7%	89.1%	89.0%

\* This is based on patients treated on this contract for their most recent course of treatment. Figures in italics indicate the base number of FP17s or Patient Questionnaire responses are less than 100. N/A is shown where the base number of responses is less than 10 during the period. % is calculated as Quantity/Base number\*100

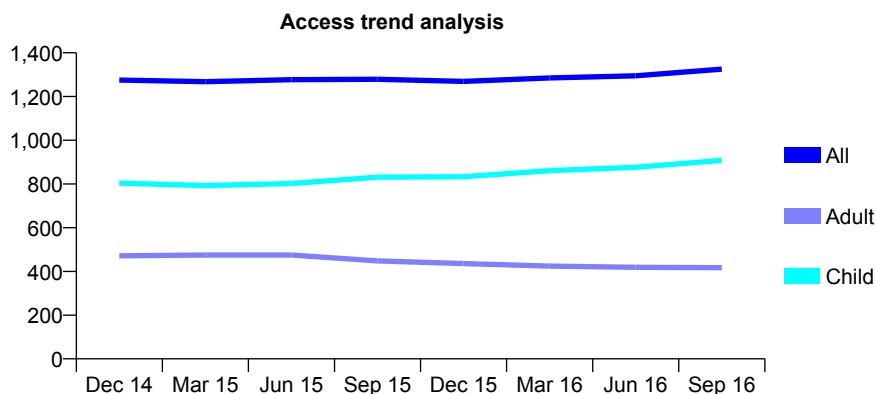
## Q68 - Vital Signs At a Glance Contract Report for 325422/0001 - September 2016

Name or company name	MR AM HOPKINS
Contract type name	GDS Contract
Purpose of contract	General
Contract start date	01/04/2006
Contract end date	

16/17 Contracted general activity (UDA)	3,200
Carry forward general activity (UDA)	0
16/17 Contracted orthodontic activity (UOA)	0
Carry forward orthodontic activity (UOA)	0
Baseline contract value	£88,435.27

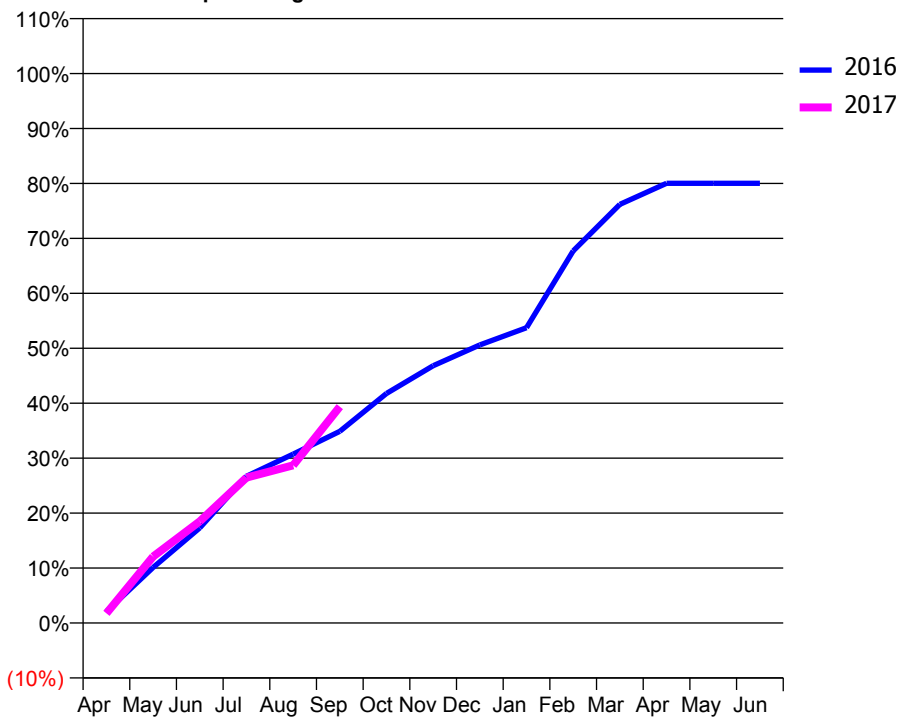
### ACCESS\*

Patients seen in 24 months	Total	Change since previous quarter
Quarter ending September 2015	1,279	
Quarter ending December 2015	1,269	→
Quarter ending March 2016	1,285	→
Quarter ending June 2016	1,295	→
Quarter ending September 2016	1,325	↑
<b>Variance since September 2015</b>	<b>3.6%</b>	<b>↑</b>



### ACTIVITY

Cumulative percentage of contracted UDA delivered 2016 & 2017



Month	Adjusted Scheduled Activity (UDA)	
	2016	2017
April	67	56
May	324	387
June	554	592
July	854	847
August	984	918
September	1,117	1,260
October	1,337	
November	1,498	
December	1,620	
January	1,720	
February	2,167	
March	2,438	
April	2,560	
May	2,560	
June	2,560	

### QUALITY

	Quantity	Base Number	Contract	AT	Region	England
% of FP17s for the same patient ID Re-attending within 3 months - Children	50	709	7.1%	9.8%	11.8%	12.4%
% of FP17s for the same patient ID Re-attending within 3 months - Adults	25	141	17.7%	15.8%	16.6%	16.7%
% of FP17s for the same patient ID Re-attending between 3 & 9 months - Children	417	709	58.8%	59.0%	60.2%	57.4%
% of FP17s for the same patient ID Re-attending between 3 & 9 months - Adults	52	141	36.9%	50.9%	52.0%	50.5%
% of FP17s for Band 1 Urgent Courses	60	783	7.7%	9.5%	9.4%	9.1%
% of FP17s Relating to Free Repair or Replacements	8	783	1.0%	0.6%	0.7%	0.8%
% of FP17s Relating to Continuations	0	783	0.0%	1.1%	1.2%	1.3%
% of Patients satisfied with the dentistry they have received	0	0	N/A	94.8%	93.6%	93.2%
% of Patients satisfied with the time they had to wait for an appointment	0	0	N/A	91.7%	89.1%	89.0%

\* This is based on patients treated on this contract for their most recent course of treatment. Figures in italics indicate the base number of FP17s or Patient Questionnaire responses are less than 100. N/A is shown where the base number of responses is less than 10 during the period. % is calculated as Quantity/Base number\*100

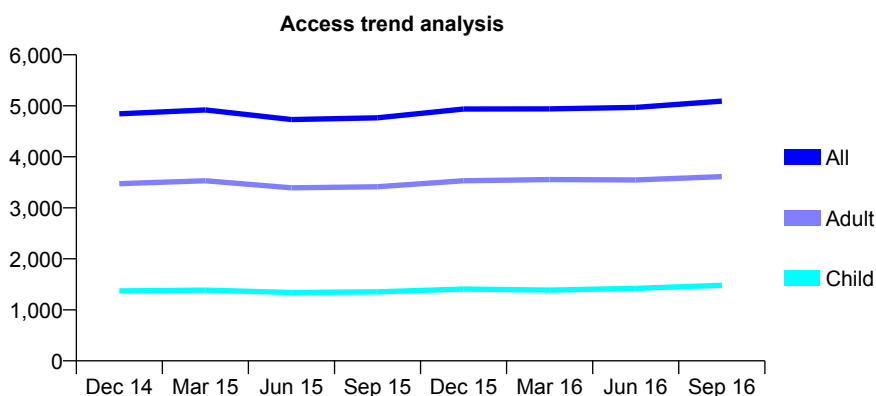
## Q68 - Vital Signs At a Glance Contract Report for 325902/0001 - September 2016

Name or company name	MR AS GOUGH
Contract type name	GDS Contract
Purpose of contract	General
Contract start date	01/04/2006
Contract end date	

16/17 Contracted general activity (UDA)	15,612
Carry forward general activity (UDA)	170
16/17 Contracted orthodontic activity (UOA)	0
Carry forward orthodontic activity (UOA)	0
Baseline contract value	£370,304.87

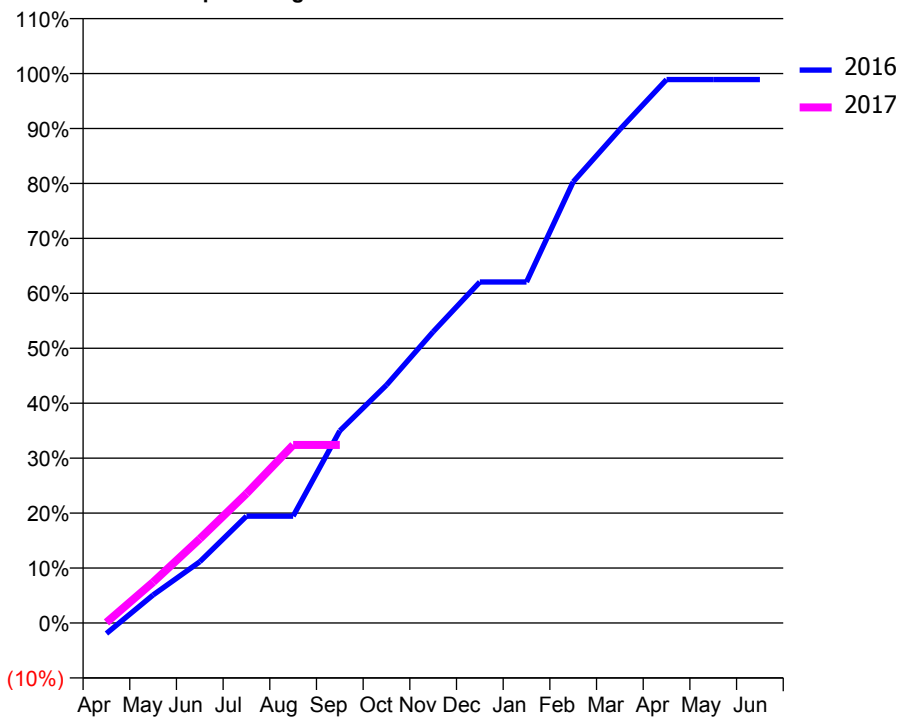
### ACCESS\*

Patients seen in 24 months	Total	Change since previous quarter
Quarter ending September 2015	4,766	
Quarter ending December 2015	4,937	↑
Quarter ending March 2016	4,941	→
Quarter ending June 2016	4,968	→
Quarter ending September 2016	5,092	↑
<b>Variance since September 2015</b>	<b>6.8%</b>	<b>↑</b>



### ACTIVITY

Cumulative percentage of contracted UDA delivered 2016 & 2017



Adjusted Scheduled Activity (UDA)

Month	2016	2017
April	-300	16
May	799	1,161
June	1,740	2,393
July	3,037	3,676
August	3,037	5,061
September	5,461	5,061
October	6,759	
November	8,278	
December	9,690	
January	9,690	
February	12,533	
March	14,022	
April	15,442	
May	15,442	
June	15,442	

### QUALITY

	Quantity	Base Number	Contract	AT	Region	England
% of FP17s for the same patient ID Re-attending within 3 months - Children	60	873	6.9%	9.8%	11.8%	12.4%
% of FP17s for the same patient ID Re-attending within 3 months - Adults	344	2,005	17.2%	15.8%	16.6%	16.7%
% of FP17s for the same patient ID Re-attending between 3 & 9 months - Children	412	873	47.2%	59.0%	60.2%	57.4%
% of FP17s for the same patient ID Re-attending between 3 & 9 months - Adults	948	2,005	47.3%	50.9%	52.0%	50.5%
% of FP17s for Band 1 Urgent Courses	252	2,319	10.9%	9.5%	9.4%	9.1%
% of FP17s Relating to Free Repair or Replacements	35	2,319	1.5%	0.6%	0.7%	0.8%
% of FP17s Relating to Continuations	38	2,319	1.6%	1.1%	1.2%	1.3%
% of Patients satisfied with the dentistry they have received	2	2	N/A	94.8%	93.6%	93.2%
% of Patients satisfied with the time they had to wait for an appointment	2	2	N/A	91.7%	89.1%	89.0%

\* This is based on patients treated on this contract for their most recent course of treatment. Figures in italics indicate the base number of FP17s or Patient Questionnaire responses are less than 100. N/A is shown where the base number of responses is less than 10 during the period. % is calculated as Quantity/Base number\*100

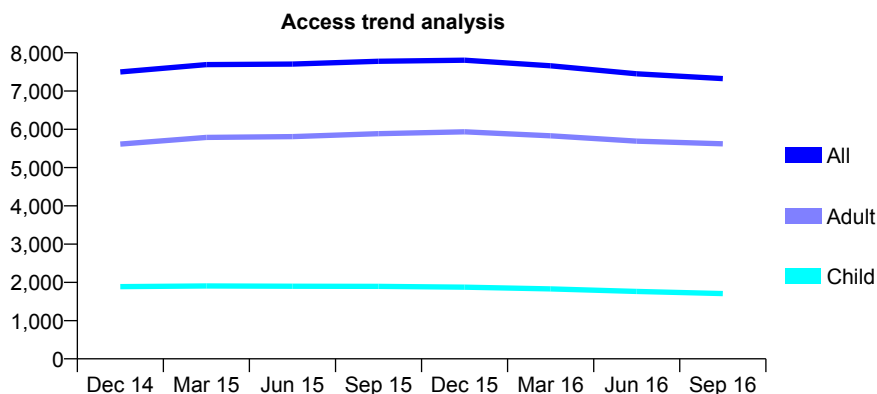
## Q68 - Vital Signs At a Glance Contract Report for 325902/0002 - September 2016

Name or company name	MR AS GOUGH
Contract type name	GDS Contract
Purpose of contract	General
Contract start date	01/04/2006
Contract end date	

16/17 Contracted general activity (UDA)	23,284
Carry forward general activity (UDA)	-65
16/17 Contracted orthodontic activity (UOA)	0
Carry forward orthodontic activity (UOA)	0
Baseline contract value	£595,692.72

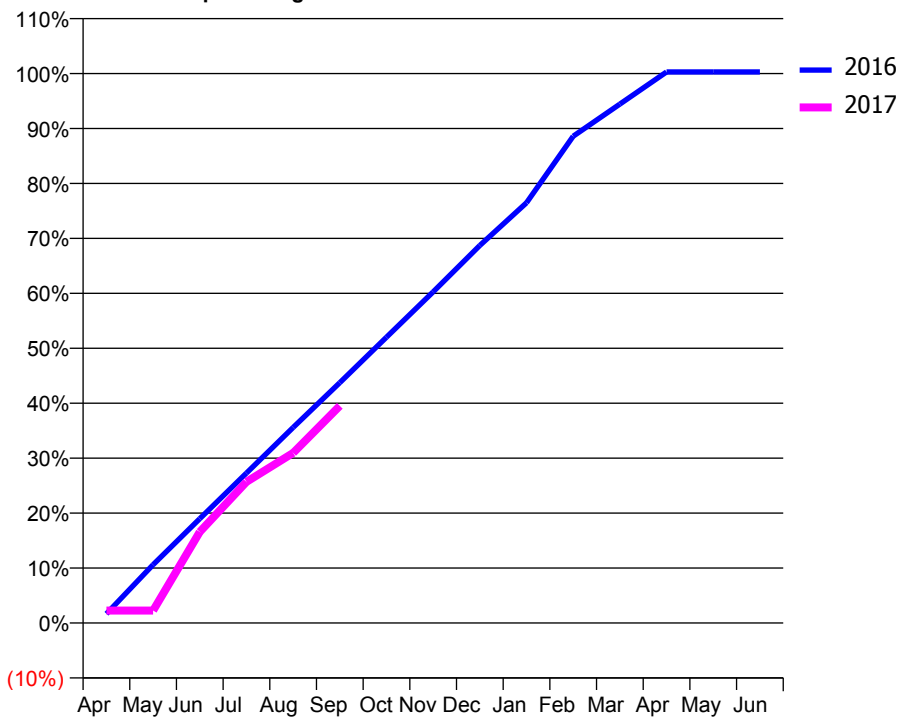
### ACCESS\*

Patients seen in 24 months	Total	Change since previous quarter
Quarter ending September 2015	7,778	
Quarter ending December 2015	7,808	→
Quarter ending March 2016	7,659	↓
Quarter ending June 2016	7,451	↓
Quarter ending September 2016	7,325	↓
<b>Variance since September 2015</b>	<b>(5.8%)</b>	↓



### ACTIVITY

Cumulative percentage of contracted UDA delivered 2016 & 2017



Month	Adjusted Scheduled Activity (UDA)	
	2016	2017
April	394	530
May	2,470	530
June	4,421	3,861
July	6,353	5,981
August	8,284	7,209
September	10,183	9,199
October	12,109	
November	14,034	
December	15,998	
January	17,808	
February	20,624	
March	21,988	
April	23,349	
May	23,349	
June	23,349	

### QUALITY

	Quantity	Base Number	Contract	AT	Region	England
% of FP17s for the same patient ID Re-attending within 3 months - Children	97	1,182	8.2%	9.8%	11.8%	12.4%
% of FP17s for the same patient ID Re-attending within 3 months - Adults	654	3,804	17.2%	15.8%	16.6%	16.7%
% of FP17s for the same patient ID Re-attending between 3 & 9 months - Children	651	1,182	55.1%	59.0%	60.2%	57.4%
% of FP17s for the same patient ID Re-attending between 3 & 9 months - Adults	2,151	3,804	56.5%	50.9%	52.0%	50.5%
% of FP17s for Band 1 Urgent Courses	529	4,427	11.9%	9.5%	9.4%	9.1%
% of FP17s Relating to Free Repair or Replacements	53	4,427	1.2%	0.6%	0.7%	0.8%
% of FP17s Relating to Continuations	53	4,427	1.2%	1.1%	1.2%	1.3%
% of Patients satisfied with the dentistry they have received	9	10	90.0%	94.8%	93.6%	93.2%
% of Patients satisfied with the time they had to wait for an appointment	8	10	80.0%	91.7%	89.1%	89.0%

\* This is based on patients treated on this contract for their most recent course of treatment. Figures in italics indicate the base number of FP17s or Patient Questionnaire responses are less than 100. N/A is shown where the base number of responses is less than 10 during the period. % is calculated as Quantity/Base number\*100

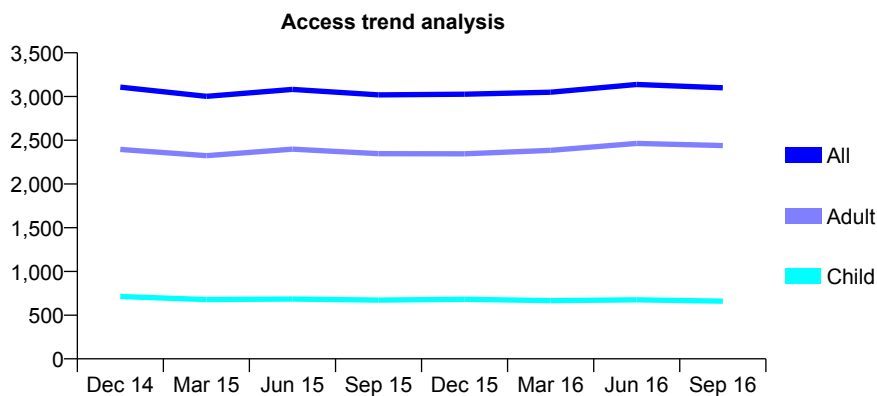
## Q68 - Vital Signs At a Glance Contract Report for 326011/0001 - September 2016

Name or company name	MR DM MANSFIELD
Contract type name	GDS Contract
Purpose of contract	General
Contract start date	01/04/2006
Contract end date	

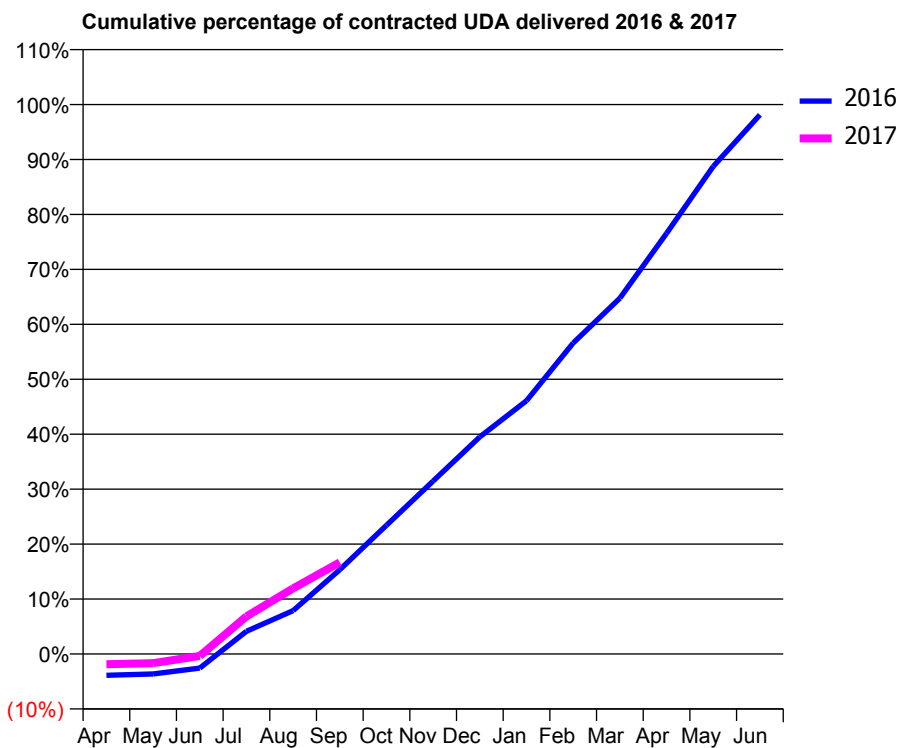
16/17 Contracted general activity (UDA)	10,300
Carry forward general activity (UDA)	194
16/17 Contracted orthodontic activity (UOA)	0
Carry forward orthodontic activity (UOA)	0
Baseline contract value	£232,466.83

### ACCESS\*

Patients seen in 24 months	Total	Change since previous quarter
Quarter ending September 2015	3,019	
Quarter ending December 2015	3,026	→
Quarter ending March 2016	3,050	→
Quarter ending June 2016	3,138	↑
Quarter ending September 2016	3,100	↓
<b>Variance since September 2015</b>	<b>2.7%</b>	<b>↑</b>



### ACTIVITY



Month	Adjusted Scheduled Activity (UDA)	
	2016	2017
April	-400	-193
May	-377	-175
June	-267	-39
July	425	707
August	813	1,232
September	1,580	1,718
October	2,412	
November	3,242	
December	4,069	
January	4,747	
February	5,830	
March	6,669	
April	7,884	
May	9,140	
June	10,106	

### QUALITY

	Quantity	Base Number	Contract	AT	Region	England
% of FP17s for the same patient ID Re-attending within 3 months - Children	26	396	6.6%	9.8%	11.8%	12.4%
% of FP17s for the same patient ID Re-attending within 3 months - Adults	406	1,773	22.9%	15.8%	16.6%	16.7%
% of FP17s for the same patient ID Re-attending between 3 & 9 months - Children	200	396	50.5%	59.0%	60.2%	57.4%
% of FP17s for the same patient ID Re-attending between 3 & 9 months - Adults	769	1,773	43.4%	50.9%	52.0%	50.5%
% of FP17s for Band 1 Urgent Courses	105	888	11.8%	9.5%	9.4%	9.1%
% of FP17s Relating to Free Repair or Replacements	41	888	4.6%	0.6%	0.7%	0.8%
% of FP17s Relating to Continuations	15	888	1.7%	1.1%	1.2%	1.3%
% of Patients satisfied with the dentistry they have received	1	1	N/A	94.8%	93.6%	93.2%
% of Patients satisfied with the time they had to wait for an appointment	1	1	N/A	91.7%	89.1%	89.0%

\* This is based on patients treated on this contract for their most recent course of treatment. Figures in italics indicate the base number of FP17s or Patient Questionnaire responses are less than 100. N/A is shown where the base number of responses is less than 10 during the period. % is calculated as Quantity/Base number\*100

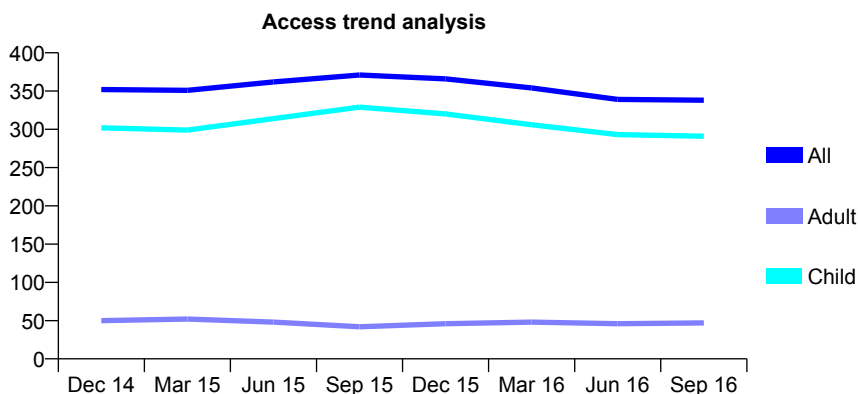
## Q68 - Vital Signs At a Glance Contract Report for 328057/0001 - September 2016

Name or company name	MS ME MOORE
Contract type name	GDS Contract
Purpose of contract	General
Contract start date	01/04/2006
Contract end date	

16/17 Contracted general activity (UDA)	608
Carry forward general activity (UDA)	0
16/17 Contracted orthodontic activity (UOA)	0
Carry forward orthodontic activity (UOA)	0
Baseline contract value	£13,510.98

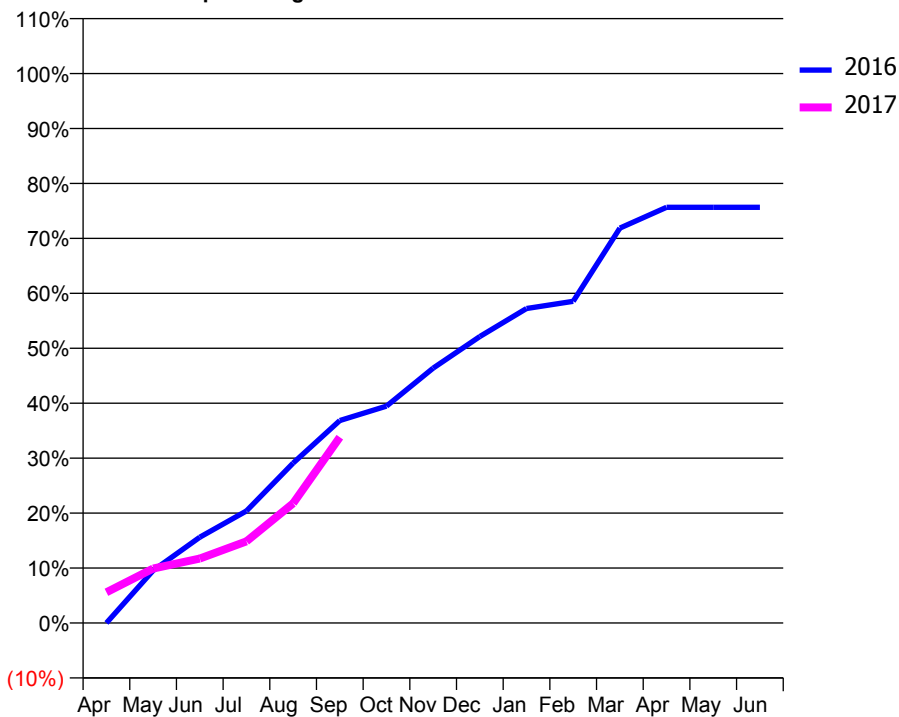
### ACCESS\*

Patients seen in 24 months	Total	Change since previous quarter
Quarter ending September 2015	371	
Quarter ending December 2015	366	↓
Quarter ending March 2016	354	↓
Quarter ending June 2016	339	↓
Quarter ending September 2016	338	→
<b>Variance since September 2015</b>	<b>(8.9%)</b>	<b>↓</b>



### ACTIVITY

Cumulative percentage of contracted UDA delivered 2016 & 2017



Month	Adjusted Scheduled Activity (UDA)	
	2016	2017
April	0	34
May	58	60
June	95	71
July	124	90
August	177	132
September	224	206
October	240	
November	282	
December	317	
January	348	
February	356	
March	437	
April	460	
May	460	
June	460	

### QUALITY

	Quantity	Base Number	Contract	AT	Region	England
% of FP17s for the same patient ID Re-attending within 3 months - Children	8	184	4.3%	9.8%	11.8%	12.4%
% of FP17s for the same patient ID Re-attending within 3 months - Adults	1	16	6.3%	15.8%	16.6%	16.7%
% of FP17s for the same patient ID Re-attending between 3 & 9 months - Children	106	184	57.6%	59.0%	60.2%	57.4%
% of FP17s for the same patient ID Re-attending between 3 & 9 months - Adults	6	16	37.5%	50.9%	52.0%	50.5%
% of FP17s for Band 1 Urgent Courses	3	183	1.6%	9.5%	9.4%	9.1%
% of FP17s Relating to Free Repair or Replacements	0	183	0.0%	0.6%	0.7%	0.8%
% of FP17s Relating to Continuations	0	183	0.0%	1.1%	1.2%	1.3%
% of Patients satisfied with the dentistry they have received	0	0	N/A	94.8%	93.6%	93.2%
% of Patients satisfied with the time they had to wait for an appointment	0	0	N/A	91.7%	89.1%	89.0%

\* This is based on patients treated on this contract for their most recent course of treatment. Figures in italics indicate the base number of FP17s or Patient Questionnaire responses are less than 100. N/A is shown where the base number of responses is less than 10 during the period. % is calculated as Quantity/Base number\*100

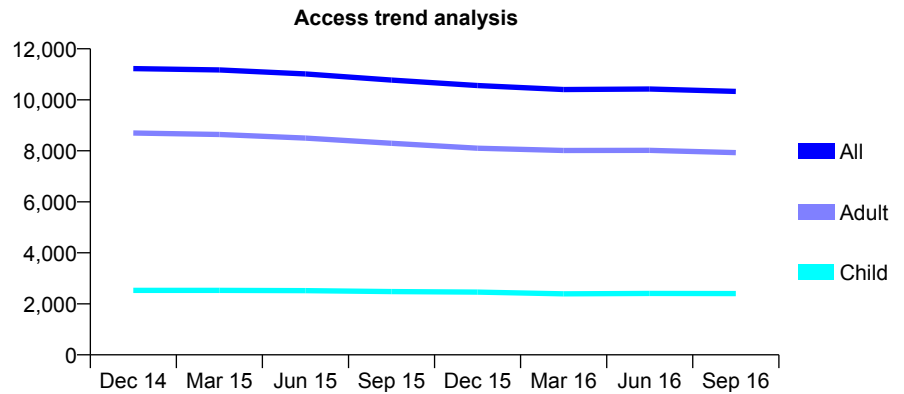
## Q68 - Vital Signs At a Glance Contract Report for 331279/0002 - September 2016

Name or company name	MR DJ CAMPBELL
Contract type name	GDS Contract
Purpose of contract	General
Contract start date	01/04/2008
Contract end date	

16/17 Contracted general activity (UDA)	30,290
Carry forward general activity (UDA)	0
16/17 Contracted orthodontic activity (UOA)	0
Carry forward orthodontic activity (UOA)	0
Baseline contract value	£805,544.41

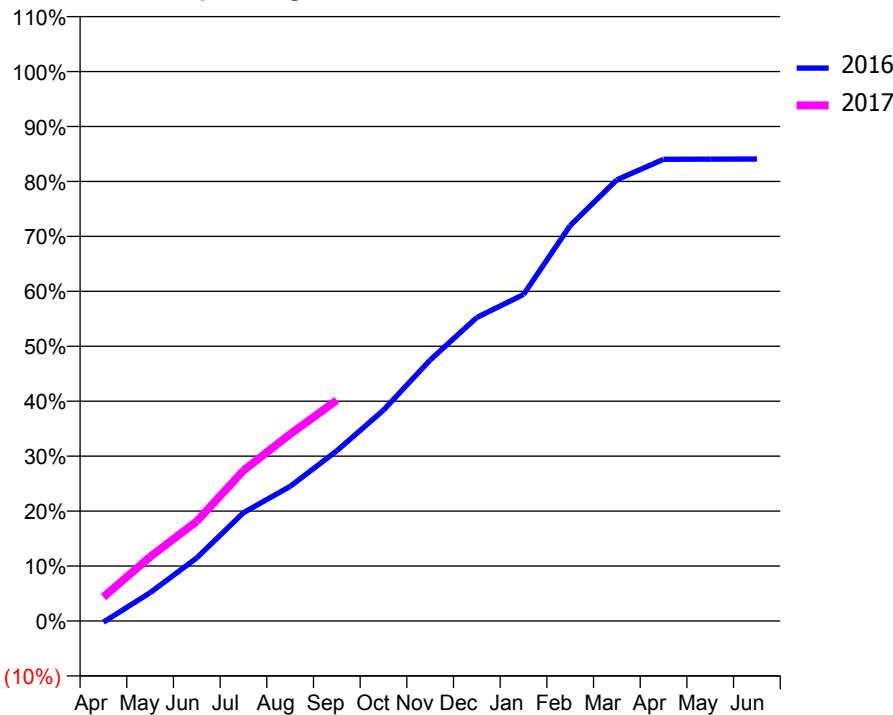
### ACCESS\*

Patients seen in 24 months	Total	Change since previous quarter
Quarter ending September 2015	10,776	
Quarter ending December 2015	10,560	↓
Quarter ending March 2016	10,402	↓
Quarter ending June 2016	10,423	→
Quarter ending September 2016	10,327	→
<b>Variance since September 2015</b>	<b>(4.2%)</b>	<b>↓</b>



### ACTIVITY

Cumulative percentage of contracted UDA delivered 2016 & 2017



Month	Adjusted Scheduled Activity (UDA)	
	2016	2017
April	-72	1,320
May	1,564	3,541
June	3,484	5,497
July	5,970	8,294
August	7,422	10,302
September	9,384	12,172
October	11,628	
November	14,388	
December	16,732	
January	17,995	
February	21,798	
March	24,321	
April	25,453	
May	25,461	
June	25,467	

### QUALITY

	Quantity	Base Number	Contract	AT	Region	England
% of FP17s for the same patient ID Re-attending within 3 months - Children	139	1,906	7.3%	9.8%	11.8%	12.4%
% of FP17s for the same patient ID Re-attending within 3 months - Adults	969	5,695	17.0%	15.8%	16.6%	16.7%
% of FP17s for the same patient ID Re-attending between 3 & 9 months - Children	1,192	1,906	62.5%	59.0%	60.2%	57.4%
% of FP17s for the same patient ID Re-attending between 3 & 9 months - Adults	3,113	5,695	54.7%	50.9%	52.0%	50.5%
% of FP17s for Band 1 Urgent Courses	681	6,548	10.4%	9.5%	9.4%	9.1%
% of FP17s Relating to Free Repair or Replacements	60	6,548	0.9%	0.6%	0.7%	0.8%
% of FP17s Relating to Continuations	63	6,548	1.0%	1.1%	1.2%	1.3%
% of Patients satisfied with the dentistry they have received	10	11	90.9%	94.8%	93.6%	93.2%
% of Patients satisfied with the time they had to wait for an appointment	11	11	100.0%	91.7%	89.1%	89.0%

\* This is based on patients treated on this contract for their most recent course of treatment. Figures in italics indicate the base number of FP17s or Patient Questionnaire responses are less than 100. N/A is shown where the base number of responses is less than 10 during the period. % is calculated as Quantity/Base number\*100



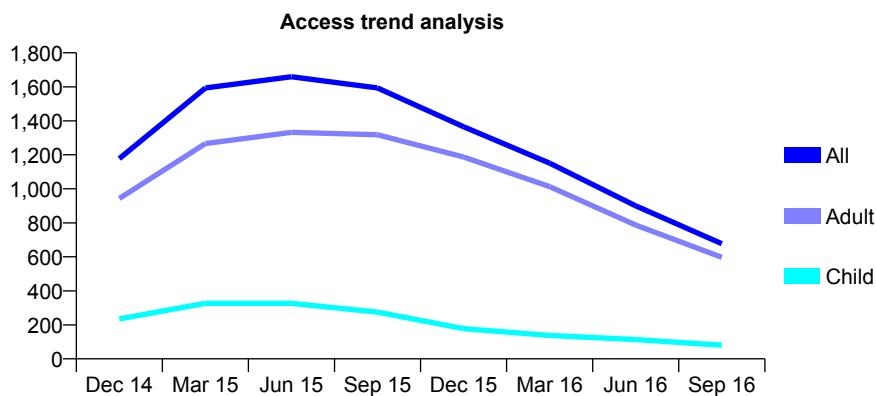
## Q68 - Vital Signs At a Glance Contract Report for 331279/0005 - September 2016

Name or company name	MR DJ CAMPBELL
Contract type name	GDS Contract
Purpose of contract	General
Contract start date	01/04/2012
Contract end date	

16/17 Contracted general activity (UDA)	4,939
Carry forward general activity (UDA)	0
16/17 Contracted orthodontic activity (UOA)	0
Carry forward orthodontic activity (UOA)	0
Baseline contract value	£111,661.38

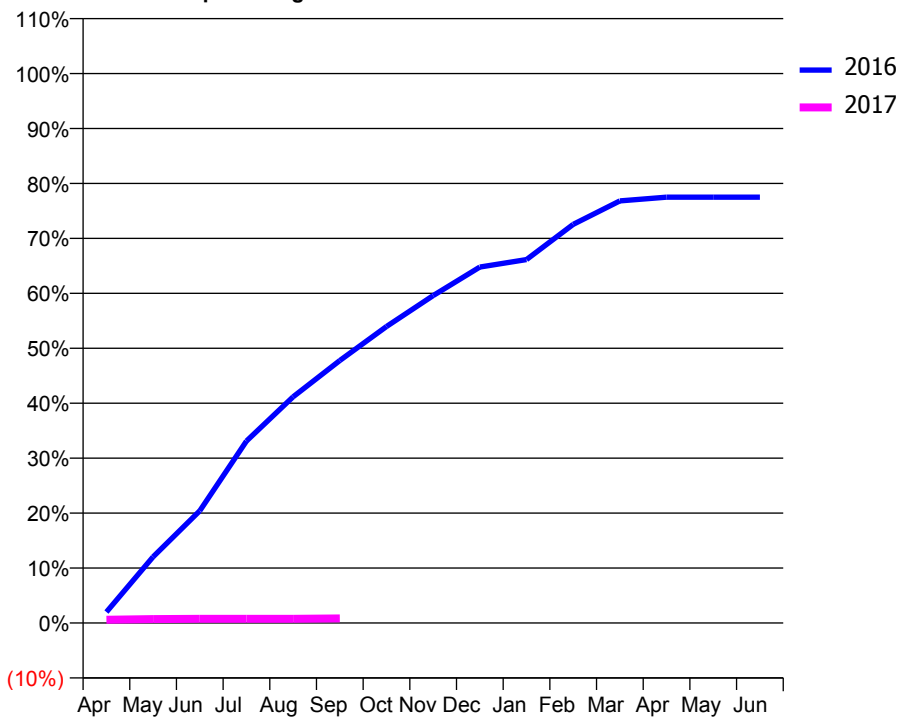
### ACCESS\*

Patients seen in 24 months	Total	Change since previous quarter
Quarter ending September 2015	1,593	
Quarter ending December 2015	1,365	↓
Quarter ending March 2016	1,151	↓
Quarter ending June 2016	900	↓
Quarter ending September 2016	677	↓
<b>Variance since September 2015</b>	<b>(57.5%)</b>	<b>↓</b>



### ACTIVITY

Cumulative percentage of contracted UDA delivered 2016 & 2017



Month	Adjusted Scheduled Activity (UDA)	
	2016	2017
April	99	29
May	595	35
June	1,009	38
July	1,635	38
August	2,033	38
September	2,359	41
October	2,665	
November	2,943	
December	3,199	
January	3,267	
February	3,583	
March	3,794	
April	3,828	
May	3,828	
June	3,828	

### QUALITY

	Quantity	Base Number	Contract	AT	Region	England
% of FP17s for the same patient ID Re-attending within 3 months - Children	0	10	0.0%	9.8%	11.8%	12.4%
% of FP17s for the same patient ID Re-attending within 3 months - Adults	2	33	6.1%	15.8%	16.6%	16.7%
% of FP17s for the same patient ID Re-attending between 3 & 9 months - Children	1	10	10.0%	59.0%	60.2%	57.4%
% of FP17s for the same patient ID Re-attending between 3 & 9 months - Adults	6	33	18.2%	50.9%	52.0%	50.5%
% of FP17s for Band 1 Urgent Courses	1	31	3.2%	9.5%	9.4%	9.1%
% of FP17s Relating to Free Repair or Replacements	1	31	3.2%	0.6%	0.7%	0.8%
% of FP17s Relating to Continuations	1	31	3.2%	1.1%	1.2%	1.3%
% of Patients satisfied with the dentistry they have received	1	1	N/A	94.8%	93.6%	93.2%
% of Patients satisfied with the time they had to wait for an appointment	1	1	N/A	91.7%	89.1%	89.0%

\* This is based on patients treated on this contract for their most recent course of treatment. Figures in italics indicate the base number of FP17s or Patient Questionnaire responses are less than 100. N/A is shown where the base number of responses is less than 10 during the period. % is calculated as Quantity/Base number\*100

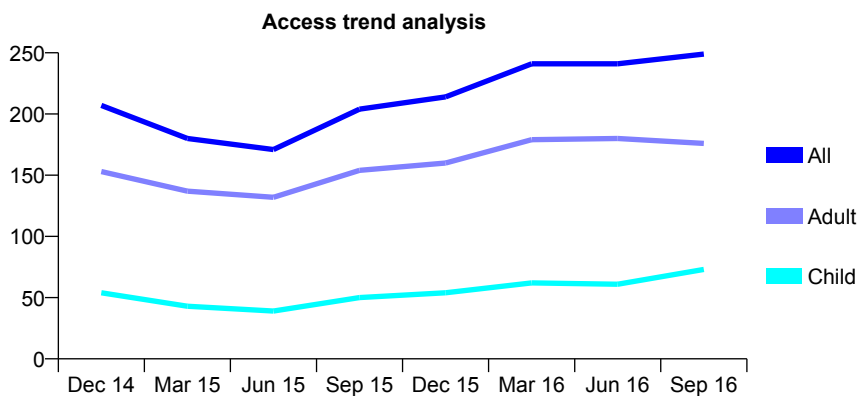
## Q68 - Vital Signs At a Glance Contract Report for 331910/0001 - September 2016

Name or company name	MRS RV EVANS
Contract type name	GDS Contract
Purpose of contract	General
Contract start date	01/06/2006
Contract end date	

16/17 Contracted general activity (UDA)	720
Carry forward general activity (UDA)	-14
16/17 Contracted orthodontic activity (UOA)	0
Carry forward orthodontic activity (UOA)	0
Baseline contract value	£20,406.02

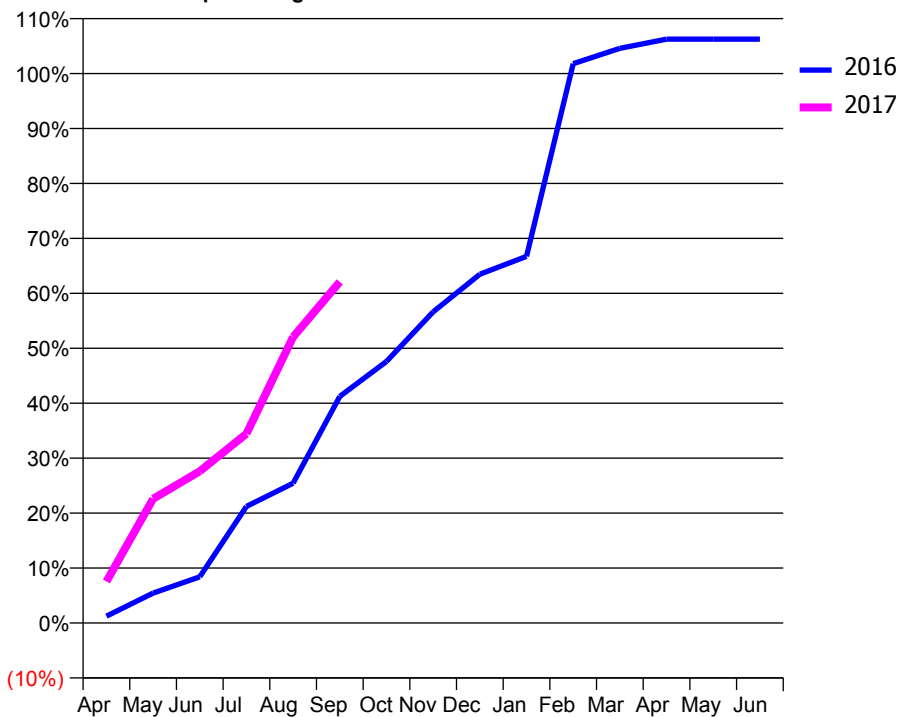
### ACCESS\*

Patients seen in 24 months	Total	Change since previous quarter
Quarter ending September 2015	204	
Quarter ending December 2015	214	↑
Quarter ending March 2016	241	↑
Quarter ending June 2016	241	→
Quarter ending September 2016	249	↑
<b>Variance since September 2015</b>	<b>22.1%</b>	<b>↑</b>



### ACTIVITY

Cumulative percentage of contracted UDA delivered 2016 & 2017



Adjusted Scheduled Activity (UDA)

Month	2016	2017
April	9	54
May	39	163
June	61	199
July	153	248
August	183	375
September	297	447
October	343	
November	408	
December	457	
January	480	
February	733	
March	753	
April	765	
May	765	
June	765	

### QUALITY

	Quantity	Base Number	Contract	AT	Region	England
% of FP17s for the same patient ID Re-attending within 3 months - Children	1	59	1.7%	9.8%	11.8%	12.4%
% of FP17s for the same patient ID Re-attending within 3 months - Adults	10	127	7.9%	15.8%	16.6%	16.7%
% of FP17s for the same patient ID Re-attending between 3 & 9 months - Children	7	59	11.9%	59.0%	60.2%	57.4%
% of FP17s for the same patient ID Re-attending between 3 & 9 months - Adults	18	127	14.2%	50.9%	52.0%	50.5%
% of FP17s for Band 1 Urgent Courses	15	185	8.1%	9.5%	9.4%	9.1%
% of FP17s Relating to Free Repair or Replacements	4	185	2.2%	0.6%	0.7%	0.8%
% of FP17s Relating to Continuations	0	185	0.0%	1.1%	1.2%	1.3%
% of Patients satisfied with the dentistry they have received	0	0	N/A	94.8%	93.6%	93.2%
% of Patients satisfied with the time they had to wait for an appointment	0	0	N/A	91.7%	89.1%	89.0%

\* This is based on patients treated on this contract for their most recent course of treatment. Figures in italics indicate the base number of FP17s or Patient Questionnaire responses are less than 100. N/A is shown where the base number of responses is less than 10 during the period. % is calculated as Quantity/Base number\*100

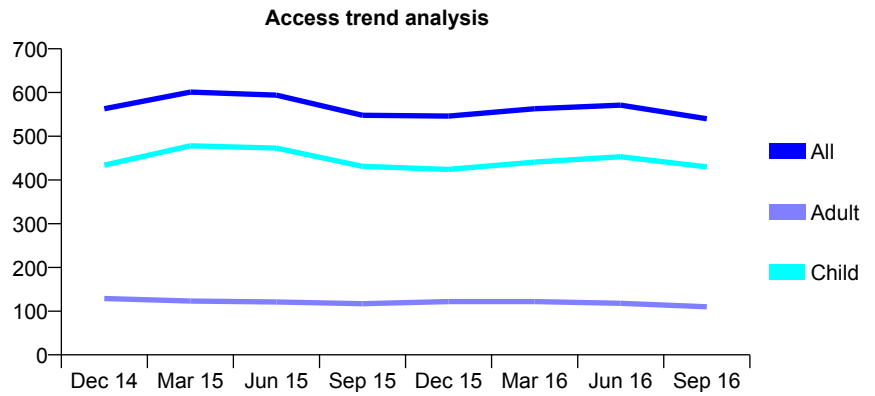
## Q68 - Vital Signs At a Glance Contract Report for 332313/0001 - September 2016

Name or company name	MR JJ DREWETT
Contract type name	GDS Contract
Purpose of contract	General
Contract start date	01/04/2006
Contract end date	

16/17 Contracted general activity (UDA)	900
Carry forward general activity (UDA)	0
16/17 Contracted orthodontic activity (UOA)	0
Carry forward orthodontic activity (UOA)	0
Baseline contract value	£26,890.05

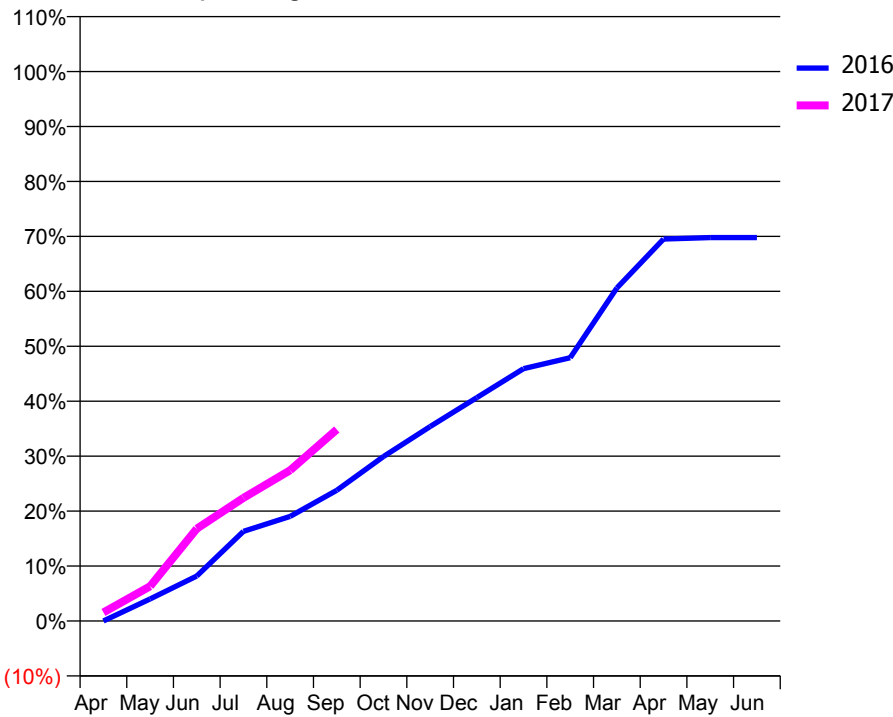
### ACCESS\*

Patients seen in 24 months	Total	Change since previous quarter
Quarter ending September 2015	548	
Quarter ending December 2015	546	→
Quarter ending March 2016	563	↑
Quarter ending June 2016	571	→
Quarter ending September 2016	540	↓
<b>Variance since September 2015</b>	<b>(1.5%)</b>	<b>↓</b>



### ACTIVITY

Cumulative percentage of contracted UDA delivered 2016 & 2017



Month	Adjusted Scheduled Activity (UDA)	
	2016	2017
April	0	14
May	52	57
June	107	151
July	212	202
August	247	247
September	309	314
October	389	
November	460	
December	529	
January	597	
February	623	
March	788	
April	904	
May	907	
June	907	

### QUALITY

	Quantity	Base Number	Contract	AT	Region	England
% of FP17s for the same patient ID Re-attending within 3 months - Children	9	293	3.1%	9.8%	11.8%	12.4%
% of FP17s for the same patient ID Re-attending within 3 months - Adults	0	36	0.0%	15.8%	16.6%	16.7%
% of FP17s for the same patient ID Re-attending between 3 & 9 months - Children	162	293	55.3%	59.0%	60.2%	57.4%
% of FP17s for the same patient ID Re-attending between 3 & 9 months - Adults	18	36	50.0%	50.9%	52.0%	50.5%
% of FP17s for Band 1 Urgent Courses	4	248	1.6%	9.5%	9.4%	9.1%
% of FP17s Relating to Free Repair or Replacements	0	248	0.0%	0.6%	0.7%	0.8%
% of FP17s Relating to Continuations	0	248	0.0%	1.1%	1.2%	1.3%
% of Patients satisfied with the dentistry they have received	0	0	N/A	94.8%	93.6%	93.2%
% of Patients satisfied with the time they had to wait for an appointment	0	0	N/A	91.7%	89.1%	89.0%

\* This is based on patients treated on this contract for their most recent course of treatment. Figures in italics indicate the base number of FP17s or Patient Questionnaire responses are less than 100. N/A is shown where the base number of responses is less than 10 during the period. % is calculated as Quantity/Base number\*100

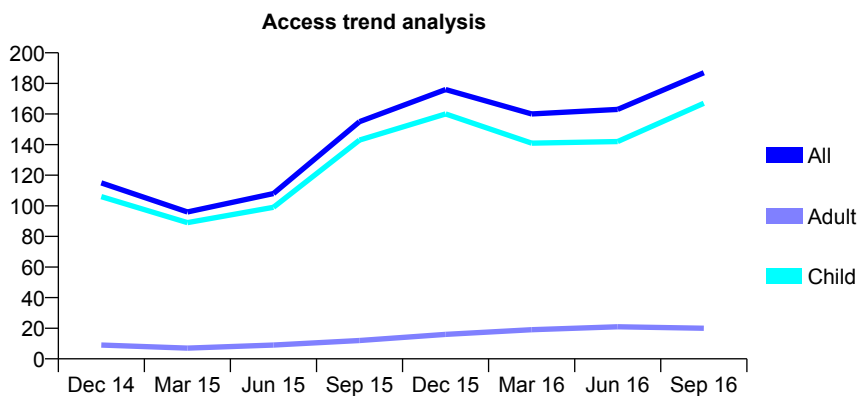
## Q68 - Vital Signs At a Glance Contract Report for 332313/0002 - September 2016

Name or company name	MR JJ DREWETT
Contract type name	GDS Contract
Purpose of contract	General
Contract start date	12/05/2014
Contract end date	

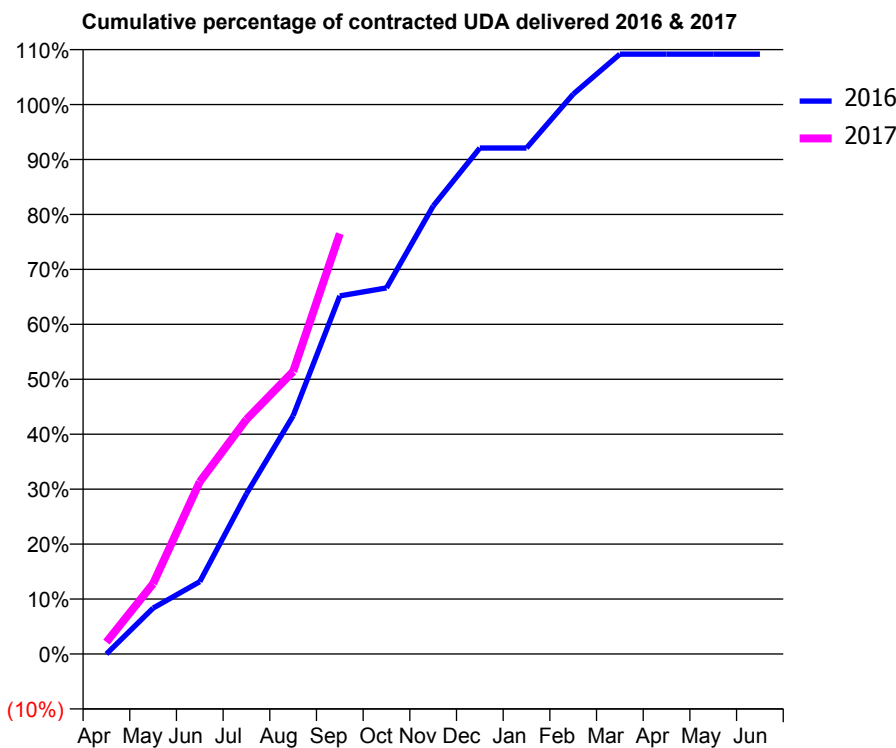
16/17 Contracted general activity (UDA)	275
Carry forward general activity (UDA)	-6
16/17 Contracted orthodontic activity (UOA)	0
Carry forward orthodontic activity (UOA)	0
Baseline contract value	£6,110.76

### ACCESS\*

Patients seen in 24 months	Total	Change since previous quarter
Quarter ending September 2015	155	
Quarter ending December 2015	176	↑
Quarter ending March 2016	160	↓
Quarter ending June 2016	163	→
Quarter ending September 2016	187	↑
<b>Variance since September 2015</b>	<b>20.6%</b>	<b>↑</b>



### ACTIVITY



Month	Adjusted Scheduled Activity (UDA)	
	2016	2017
April	0	6
May	23	35
June	36	86
July	80	117
August	119	141
September	179	210
October	183	
November	224	
December	253	
January	253	
February	280	
March	300	
April	300	
May	300	
June	300	

### QUALITY

	Quantity	Base Number	Contract	AT	Region	England
% of FP17s for the same patient ID Re-attending within 3 months - Children	7	132	5.3%	9.8%	11.8%	12.4%
% of FP17s for the same patient ID Re-attending within 3 months - Adults	2	7	28.6%	15.8%	16.6%	16.7%
% of FP17s for the same patient ID Re-attending between 3 & 9 months - Children	31	132	23.5%	59.0%	60.2%	57.4%
% of FP17s for the same patient ID Re-attending between 3 & 9 months - Adults	3	7	42.9%	50.9%	52.0%	50.5%
% of FP17s for Band 1 Urgent Courses	2	139	1.4%	9.5%	9.4%	9.1%
% of FP17s Relating to Free Repair or Replacements	0	139	0.0%	0.6%	0.7%	0.8%
% of FP17s Relating to Continuations	0	139	0.0%	1.1%	1.2%	1.3%
% of Patients satisfied with the dentistry they have received	0	0	N/A	94.8%	93.6%	93.2%
% of Patients satisfied with the time they had to wait for an appointment	0	0	N/A	91.7%	89.1%	89.0%

\* This is based on patients treated on this contract for their most recent course of treatment. Figures in italics indicate the base number of FP17s or Patient Questionnaire responses are less than 100. N/A is shown where the base number of responses is less than 10 during the period. % is calculated as Quantity/Base number\*100

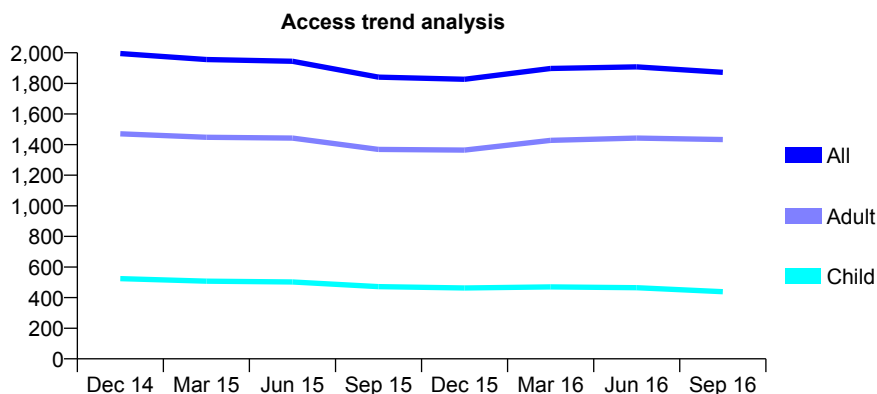
## Q68 - Vital Signs At a Glance Contract Report for 333506/0001 - September 2016

Name or company name	MISS TL TRAN
Contract type name	GDS Contract
Purpose of contract	General
Contract start date	01/04/2006
Contract end date	

16/17 Contracted general activity (UDA)	5,081
Carry forward general activity (UDA)	160
16/17 Contracted orthodontic activity (UOA)	0
Carry forward orthodontic activity (UOA)	0
Baseline contract value	£123,908.85

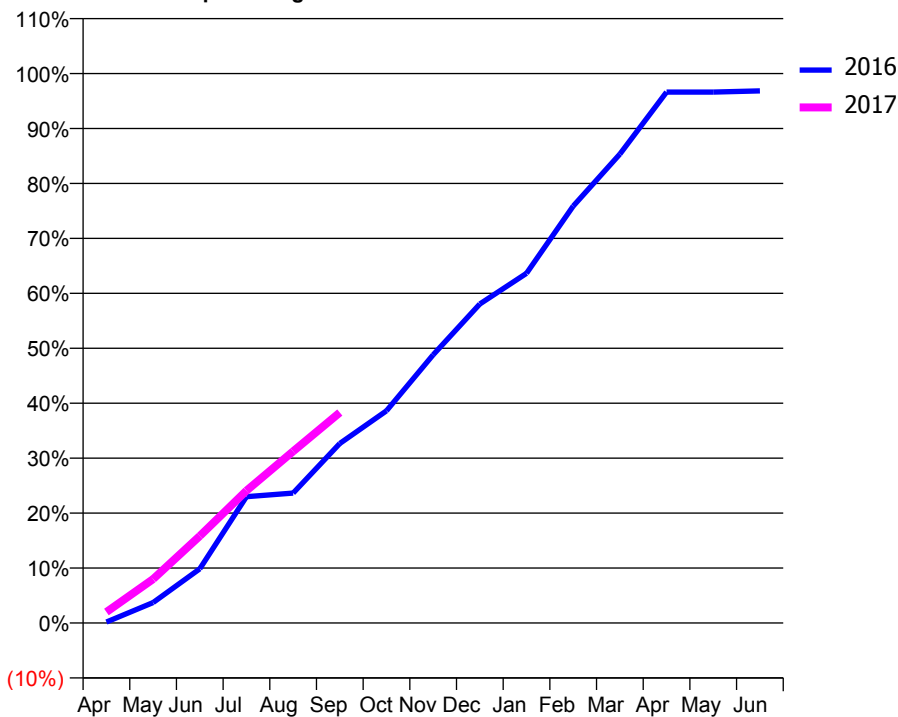
### ACCESS\*

Patients seen in 24 months	Total	Change since previous quarter
Quarter ending September 2015	1,841	
Quarter ending December 2015	1,827	→
Quarter ending March 2016	1,898	↑
Quarter ending June 2016	1,908	→
Quarter ending September 2016	1,872	↓
<b>Variance since September 2015</b>	<b>1.7%</b>	<b>→</b>



### ACTIVITY

Cumulative percentage of contracted UDA delivered 2016 & 2017



Adjusted Scheduled Activity (UDA)

Month	2016	2017
April	9	102
May	190	406
June	501	804
July	1,168	1,224
August	1,202	1,588
September	1,660	1,947
October	1,962	
November	2,480	
December	2,950	
January	3,233	
February	3,854	
March	4,336	
April	4,909	
May	4,909	
June	4,921	

### QUALITY

	Quantity	Base Number	Contract	AT	Region	England
% of FP17s for the same patient ID Re-attending within 3 months - Children	14	381	3.7%	9.8%	11.8%	12.4%
% of FP17s for the same patient ID Re-attending within 3 months - Adults	153	1,252	12.2%	15.8%	16.6%	16.7%
% of FP17s for the same patient ID Re-attending between 3 & 9 months - Children	280	381	73.5%	59.0%	60.2%	57.4%
% of FP17s for the same patient ID Re-attending between 3 & 9 months - Adults	872	1,252	69.6%	50.9%	52.0%	50.5%
% of FP17s for Band 1 Urgent Courses	49	1,339	3.7%	9.5%	9.4%	9.1%
% of FP17s Relating to Free Repair or Replacements	15	1,339	1.1%	0.6%	0.7%	0.8%
% of FP17s Relating to Continuations	38	1,339	2.8%	1.1%	1.2%	1.3%
% of Patients satisfied with the dentistry they have received	1	1	N/A	94.8%	93.6%	93.2%
% of Patients satisfied with the time they had to wait for an appointment	1	1	N/A	91.7%	89.1%	89.0%

\* This is based on patients treated on this contract for their most recent course of treatment. Figures in italics indicate the base number of FP17s or Patient Questionnaire responses are less than 100. N/A is shown where the base number of responses is less than 10 during the period. % is calculated as Quantity/Base number\*100

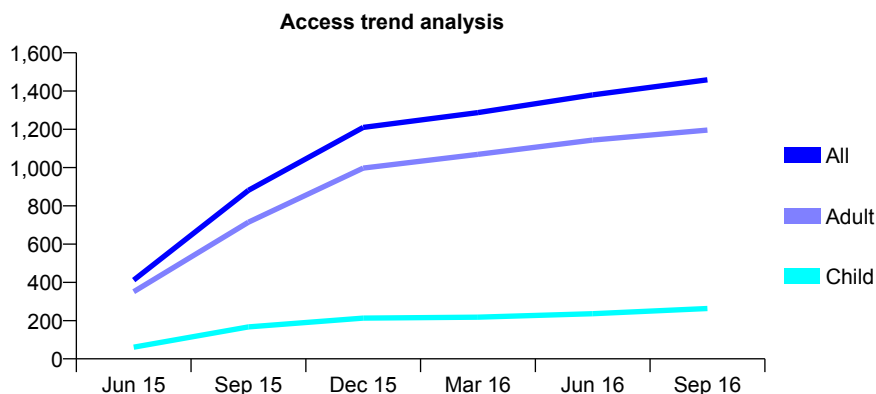
## Q68 - Vital Signs At a Glance Contract Report for 333506/0002 - September 2016

Name or company name	MISS TL TRAN
Contract type name	GDS Contract
Purpose of contract	General
Contract start date	01/04/2015
Contract end date	

16/17 Contracted general activity (UDA)	5,700
Carry forward general activity (UDA)	215
16/17 Contracted orthodontic activity (UOA)	0
Carry forward orthodontic activity (UOA)	0
Baseline contract value	£126,686.36

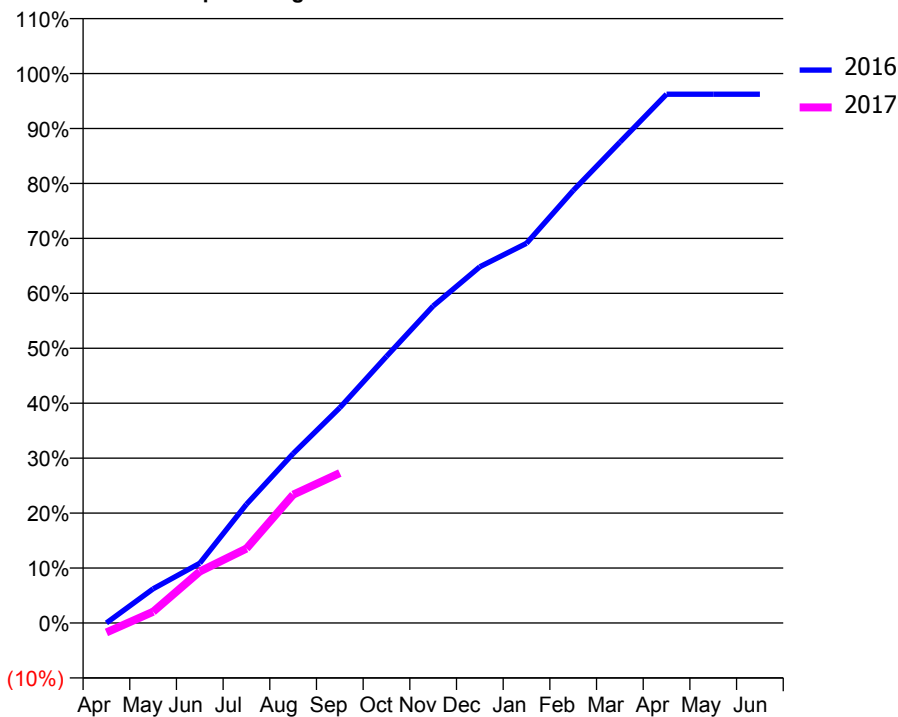
### ACCESS\*

Patients seen in 24 months	Total	Change since previous quarter
Quarter ending September 2015	881	
Quarter ending December 2015	1,210	↑
Quarter ending March 2016	1,287	↑
Quarter ending June 2016	1,380	↑
Quarter ending September 2016	1,459	↑
<b>Variance since September 2015</b>	<b>65.6%</b>	<b>↑</b>



### ACTIVITY

Cumulative percentage of contracted UDA delivered 2016 & 2017



Month	Adjusted Scheduled Activity (UDA)	
	2016	2017
April	0	-99
May	354	116
June	621	534
July	1,232	773
August	1,758	1,331
September	2,233	1,556
October	2,766	
November	3,289	
December	3,695	
January	3,938	
February	4,487	
March	4,987	
April	5,485	
May	5,485	
June	5,485	

### QUALITY

	Quantity	Base Number	Contract	AT	Region	England
% of FP17s for the same patient ID Re-attending within 3 months - Children	11	215	5.1%	9.8%	11.8%	12.4%
% of FP17s for the same patient ID Re-attending within 3 months - Adults	93	901	10.3%	15.8%	16.6%	16.7%
% of FP17s for the same patient ID Re-attending between 3 & 9 months - Children	127	215	59.1%	59.0%	60.2%	57.4%
% of FP17s for the same patient ID Re-attending between 3 & 9 months - Adults	554	901	61.5%	50.9%	52.0%	50.5%
% of FP17s for Band 1 Urgent Courses	49	942	5.2%	9.5%	9.4%	9.1%
% of FP17s Relating to Free Repair or Replacements	0	942	0.0%	0.6%	0.7%	0.8%
% of FP17s Relating to Continuations	18	942	1.9%	1.1%	1.2%	1.3%
% of Patients satisfied with the dentistry they have received	1	1	N/A	94.8%	93.6%	93.2%
% of Patients satisfied with the time they had to wait for an appointment	1	1	N/A	91.7%	89.1%	89.0%

\* This is based on patients treated on this contract for their most recent course of treatment. Figures in italics indicate the base number of FP17s or Patient Questionnaire responses are less than 100. N/A is shown where the base number of responses is less than 10 during the period. % is calculated as Quantity/Base number\*100

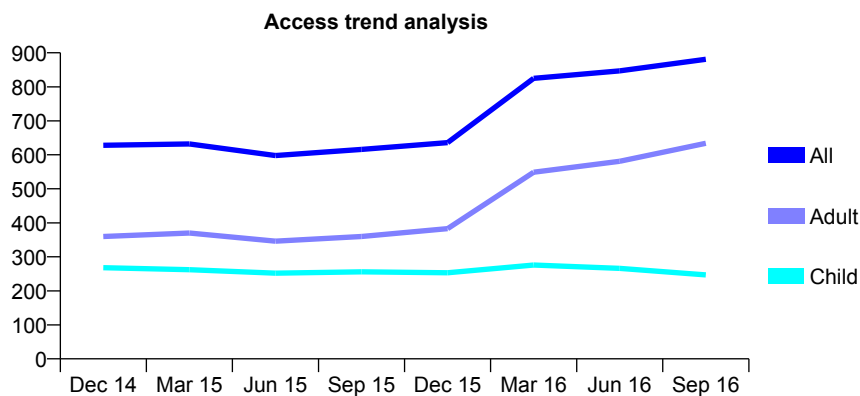
## Q68 - Vital Signs At a Glance Contract Report for 334251/0001 - September 2016

Name or company name	MR AD BROWN
Contract type name	GDS Contract
Purpose of contract	General
Contract start date	01/04/2006
Contract end date	

16/17 Contracted general activity (UDA)	2,392
Carry forward general activity (UDA)	0
16/17 Contracted orthodontic activity (UOA)	0
Carry forward orthodontic activity (UOA)	0
Baseline contract value	£57,557.42

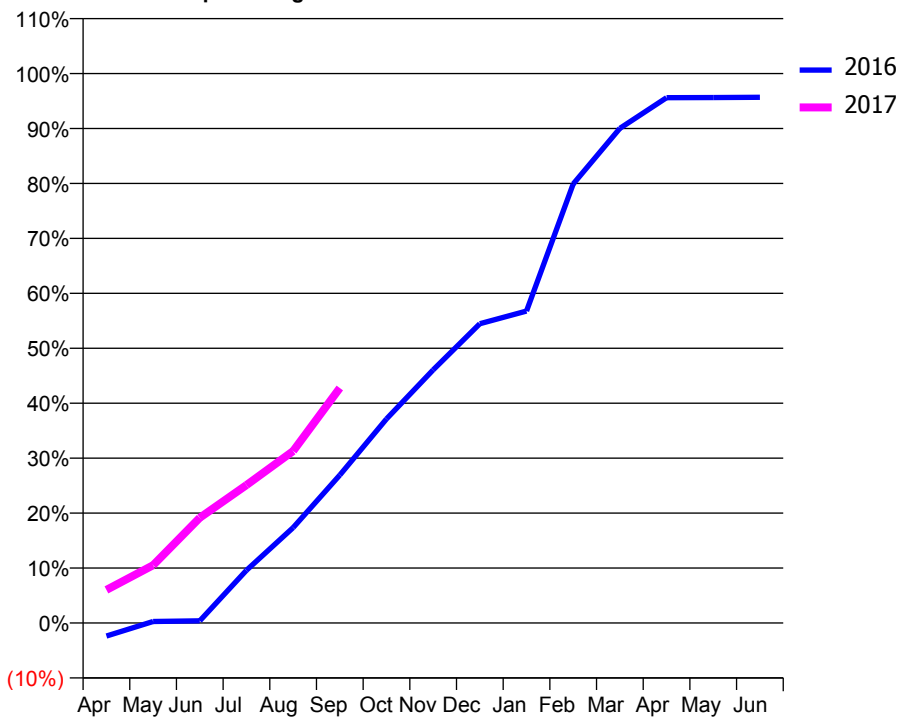
### ACCESS\*

Patients seen in 24 months	Total	Change since previous quarter
Quarter ending September 2015	616	
Quarter ending December 2015	636	↑
Quarter ending March 2016	825	↑
Quarter ending June 2016	847	↑
Quarter ending September 2016	881	↑
<b>Variance since September 2015</b>	<b>43.0%</b>	<b>↑</b>



### ACTIVITY

**Cumulative percentage of contracted UDA delivered 2016 & 2017**



**Adjusted Scheduled Activity (UDA)**

Month	2016	2017
April	-57	144
May	6	251
June	9	458
July	230	600
August	416	749
September	644	1,023
October	889	
November	1,102	
December	1,303	
January	1,358	
February	1,911	
March	2,153	
April	2,287	
May	2,288	
June	2,289	

### QUALITY

	Quantity	Base Number	Contract	AT	Region	England
% of FP17s for the same patient ID Re-attending within 3 months - Children	7	185	3.8%	9.8%	11.8%	12.4%
% of FP17s for the same patient ID Re-attending within 3 months - Adults	18	377	4.8%	15.8%	16.6%	16.7%
% of FP17s for the same patient ID Re-attending between 3 & 9 months - Children	99	185	53.5%	59.0%	60.2%	57.4%
% of FP17s for the same patient ID Re-attending between 3 & 9 months - Adults	67	377	17.8%	50.9%	52.0%	50.5%
% of FP17s for Band 1 Urgent Courses	9	489	1.8%	9.5%	9.4%	9.1%
% of FP17s Relating to Free Repair or Replacements	0	489	0.0%	0.6%	0.7%	0.8%
% of FP17s Relating to Continuations	2	489	0.4%	1.1%	1.2%	1.3%
% of Patients satisfied with the dentistry they have received	1	1	N/A	94.8%	93.6%	93.2%
% of Patients satisfied with the time they had to wait for an appointment	1	1	N/A	91.7%	89.1%	89.0%

\* This is based on patients treated on this contract for their most recent course of treatment. Figures in italics indicate the base number of FP17s or Patient Questionnaire responses are less than 100. N/A is shown where the base number of responses is less than 10 during the period. % is calculated as Quantity/Base number\*100



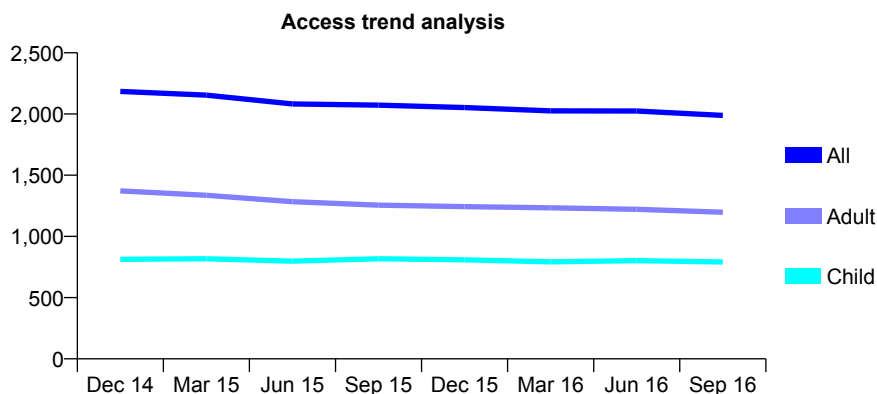
## Q68 - Vital Signs At a Glance Contract Report for 336688/0001 - September 2016

Name or company name	MISS CR CAREY
Contract type name	GDS Contract
Purpose of contract	General
Contract start date	01/11/2006
Contract end date	

16/17 Contracted general activity (UDA)	5,000
Carry forward general activity (UDA)	0
16/17 Contracted orthodontic activity (UOA)	0
Carry forward orthodontic activity (UOA)	0
Baseline contract value	£114,128.84

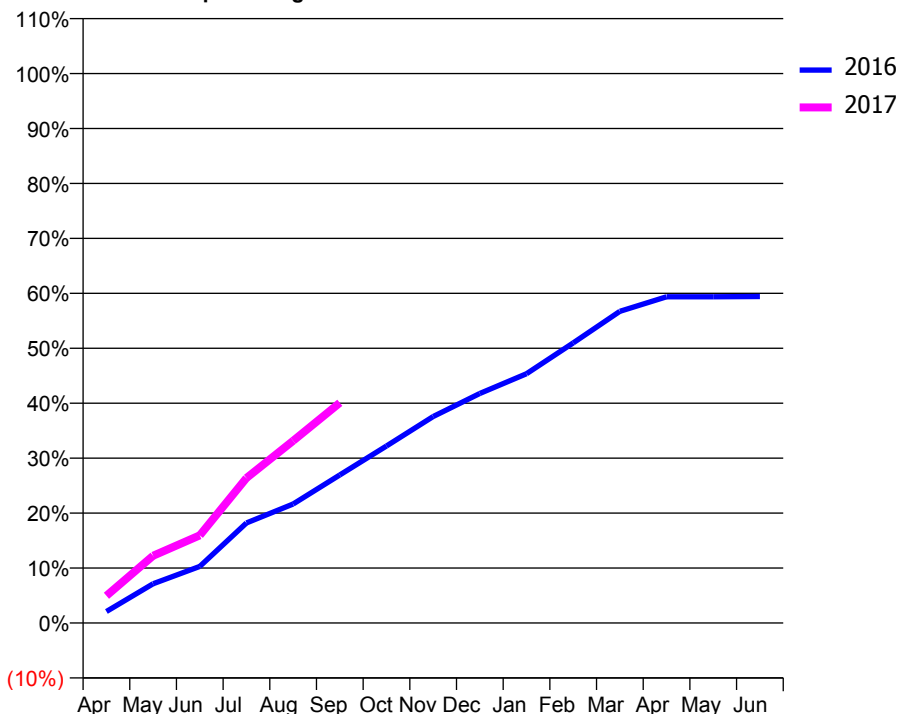
### ACCESS\*

Patients seen in 24 months	Total	Change since previous quarter
Quarter ending September 2015	2,072	
Quarter ending December 2015	2,053	→
Quarter ending March 2016	2,026	↓
Quarter ending June 2016	2,024	→
Quarter ending September 2016	1,989	↓
<b>Variance since September 2015</b>	<b>(4.0%)</b>	<b>↓</b>



### ACTIVITY

Cumulative percentage of contracted UDA delivered 2016 & 2017



Adjusted Scheduled Activity (UDA)

Month	2016	2017
April	176	248
May	597	612
June	859	798
July	1,520	1,319
August	1,808	1,658
September	2,250	2,004
October	2,689	
November	3,138	
December	3,487	
January	3,788	
February	4,257	
March	4,736	
April	4,957	
May	4,958	
June	4,961	

### QUALITY

	Quantity	Base Number	Contract	AT	Region	England
% of FP17s for the same patient ID Re-attending within 3 months - Children	61	685	8.9%	9.8%	11.8%	12.4%
% of FP17s for the same patient ID Re-attending within 3 months - Adults	97	817	11.9%	15.8%	16.6%	16.7%
% of FP17s for the same patient ID Re-attending between 3 & 9 months - Children	448	685	65.4%	59.0%	60.2%	57.4%
% of FP17s for the same patient ID Re-attending between 3 & 9 months - Adults	459	817	56.2%	50.9%	52.0%	50.5%
% of FP17s for Band 1 Urgent Courses	46	1,323	3.5%	9.5%	9.4%	9.1%
% of FP17s Relating to Free Repair or Replacements	5	1,323	0.4%	0.6%	0.7%	0.8%
% of FP17s Relating to Continuations	3	1,323	0.2%	1.1%	1.2%	1.3%
% of Patients satisfied with the dentistry they have received	1	1	N/A	94.8%	93.6%	93.2%
% of Patients satisfied with the time they had to wait for an appointment	1	1	N/A	91.7%	89.1%	89.0%

\* This is based on patients treated on this contract for their most recent course of treatment. Figures in italics indicate the base number of FP17s or Patient Questionnaire responses are less than 100. N/A is shown where the base number of responses is less than 10 during the period. % is calculated as Quantity/Base number\*100

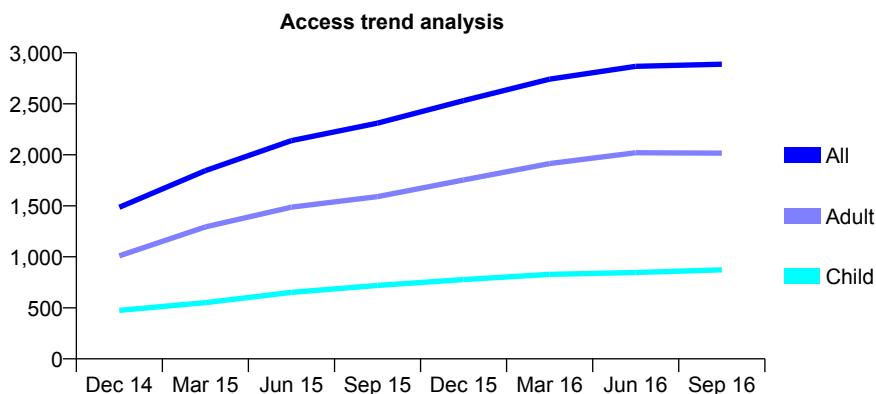
## Q68 - Vital Signs At a Glance Contract Report for 336785/0005 - September 2016

Name or company name	MRS KS RADIA
Contract type name	GDS Contract
Purpose of contract	General
Contract start date	09/07/2014
Contract end date	

16/17 Contracted general activity (UDA)	7,000
Carry forward general activity (UDA)	5
16/17 Contracted orthodontic activity (UOA)	0
Carry forward orthodontic activity (UOA)	0
Baseline contract value	£155,572.75

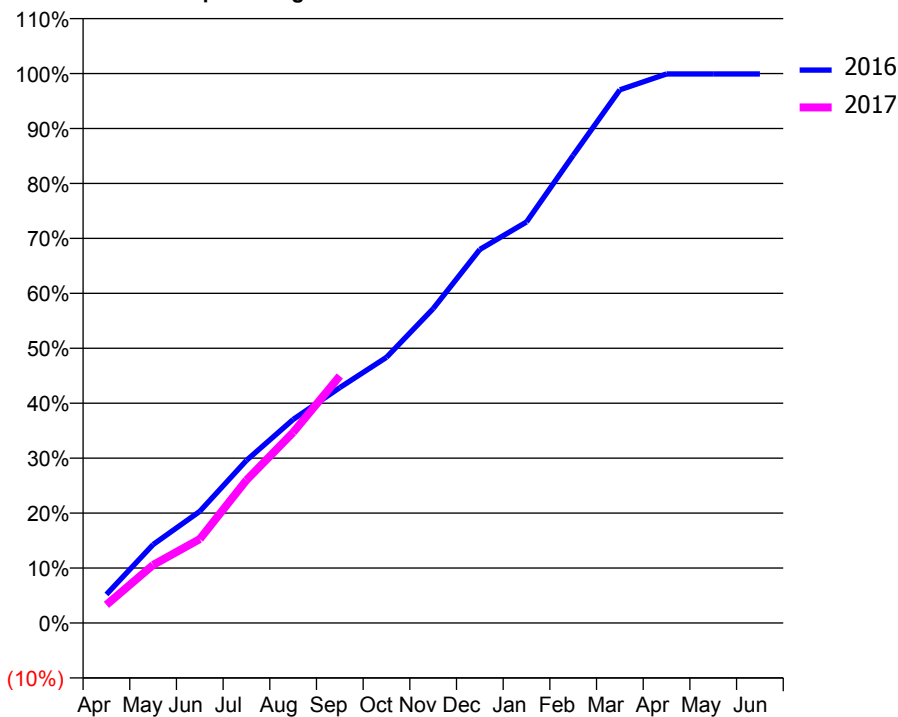
### ACCESS\*

Patients seen in 24 months	Total	Change since previous quarter
Quarter ending September 2015	2,310	
Quarter ending December 2015	2,531	↑
Quarter ending March 2016	2,742	↑
Quarter ending June 2016	2,867	↑
Quarter ending September 2016	2,888	→
<b>Variance since September 2015</b>	<b>25.0%</b>	<b>↑</b>



### ACTIVITY

Cumulative percentage of contracted UDA delivered 2016 & 2017



Month	Adjusted Scheduled Activity (UDA)	
	2016	2017
April	364	232
May	1,000	740
June	1,423	1,069
July	2,072	1,821
August	2,592	2,429
September	3,000	3,146
October	3,384	
November	4,005	
December	4,759	
January	5,108	
February	5,958	
March	6,793	
April	6,994	
May	6,995	
June	6,995	

### QUALITY

	Quantity	Base Number	Contract	AT	Region	England
% of FP17s for the same patient ID Re-attending within 3 months - Children	58	705	8.2%	9.8%	11.8%	12.4%
% of FP17s for the same patient ID Re-attending within 3 months - Adults	169	1,222	13.8%	15.8%	16.6%	16.7%
% of FP17s for the same patient ID Re-attending between 3 & 9 months - Children	442	705	62.7%	59.0%	60.2%	57.4%
% of FP17s for the same patient ID Re-attending between 3 & 9 months - Adults	550	1,222	45.0%	50.9%	52.0%	50.5%
% of FP17s for Band 1 Urgent Courses	201	1,806	11.1%	9.5%	9.4%	9.1%
% of FP17s Relating to Free Repair or Replacements	8	1,806	0.4%	0.6%	0.7%	0.8%
% of FP17s Relating to Continuations	0	1,806	0.0%	1.1%	1.2%	1.3%
% of Patients satisfied with the dentistry they have received	6	6	N/A	94.8%	93.6%	93.2%
% of Patients satisfied with the time they had to wait for an appointment	5	6	N/A	91.7%	89.1%	89.0%

\* This is based on patients treated on this contract for their most recent course of treatment. Figures in italics indicate the base number of FP17s or Patient Questionnaire responses are less than 100. N/A is shown where the base number of responses is less than 10 during the period. % is calculated as Quantity/Base number\*100

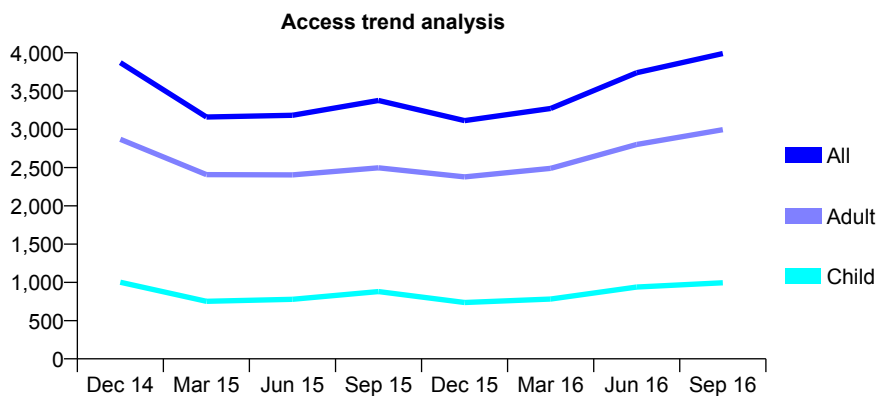
## Q68 - Vital Signs At a Glance Contract Report for 337242/0001 - September 2016

Name or company name	MR CI ANDREASSON
Contract type name	GDS Contract
Purpose of contract	General
Contract start date	01/04/2006
Contract end date	

16/17 Contracted general activity (UDA)	12,656
Carry forward general activity (UDA)	0
16/17 Contracted orthodontic activity (UOA)	0
Carry forward orthodontic activity (UOA)	0
Baseline contract value	£438,387.85

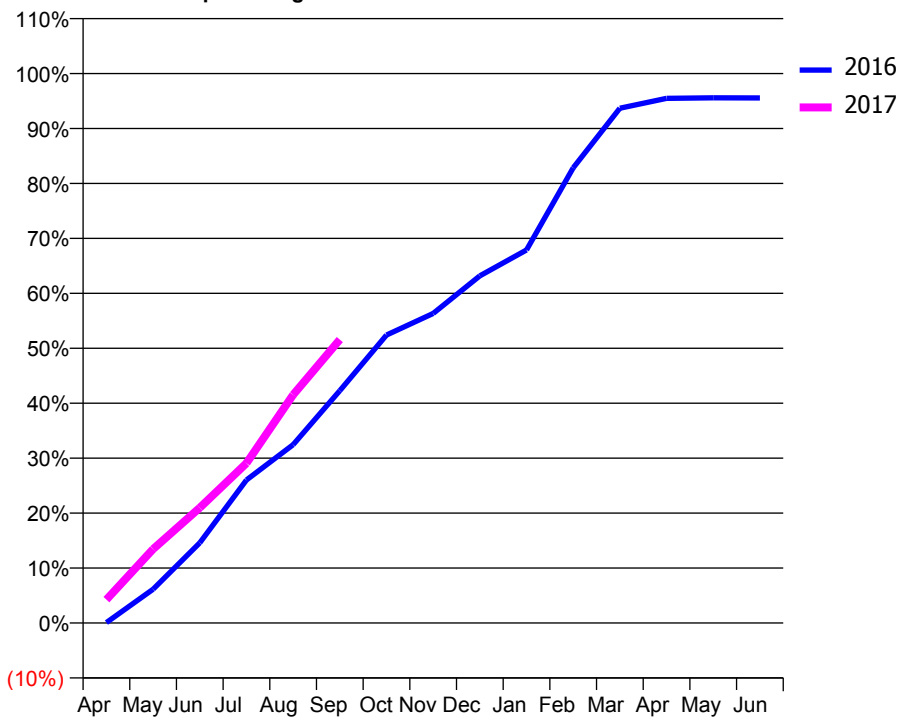
### ACCESS\*

Patients seen in 24 months	Total	Change since previous quarter
Quarter ending September 2015	3,377	
Quarter ending December 2015	3,114	↓
Quarter ending March 2016	3,272	↑
Quarter ending June 2016	3,740	↑
Quarter ending September 2016	3,990	↑
<b>Variance since September 2015</b>	<b>18.2%</b>	<b>↑</b>



### ACTIVITY

Cumulative percentage of contracted UDA delivered 2016 & 2017



Month	Adjusted Scheduled Activity (UDA)	
	2016	2017
April	11	539
May	778	1,704
June	1,848	2,654
July	3,293	3,680
August	4,107	5,256
September	5,351	6,528
October	6,632	
November	7,131	
December	7,995	
January	8,592	
February	10,483	
March	11,858	
April	12,083	
May	12,095	
June	12,094	

### QUALITY

	Quantity	Base Number	Contract	AT	Region	England
% of FP17s for the same patient ID Re-attending within 3 months - Children	60	800	7.5%	9.8%	11.8%	12.4%
% of FP17s for the same patient ID Re-attending within 3 months - Adults	329	2,295	14.3%	15.8%	16.6%	16.7%
% of FP17s for the same patient ID Re-attending between 3 & 9 months - Children	314	800	39.3%	59.0%	60.2%	57.4%
% of FP17s for the same patient ID Re-attending between 3 & 9 months - Adults	933	2,295	40.7%	50.9%	52.0%	50.5%
% of FP17s for Band 1 Urgent Courses	199	3,002	6.6%	9.5%	9.4%	9.1%
% of FP17s Relating to Free Repair or Replacements	27	3,002	0.9%	0.6%	0.7%	0.8%
% of FP17s Relating to Continuations	21	3,002	0.7%	1.1%	1.2%	1.3%
% of Patients satisfied with the dentistry they have received	4	4	N/A	94.8%	93.6%	93.2%
% of Patients satisfied with the time they had to wait for an appointment	4	4	N/A	91.7%	89.1%	89.0%

\* This is based on patients treated on this contract for their most recent course of treatment. Figures in italics indicate the base number of FP17s or Patient Questionnaire responses are less than 100. N/A is shown where the base number of responses is less than 10 during the period. % is calculated as Quantity/Base number\*100

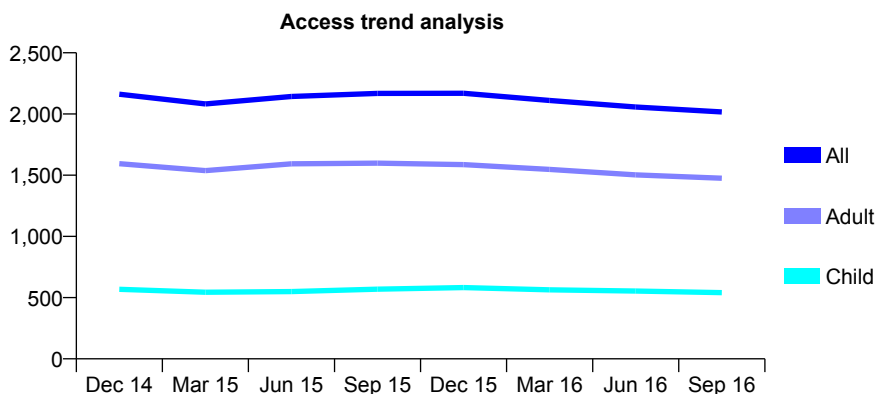
## Q68 - Vital Signs At a Glance Contract Report for 337358/0001 - September 2016

Name or company name	MR NS KONDEL
Contract type name	GDS Contract
Purpose of contract	General
Contract start date	01/04/2006
Contract end date	

16/17 Contracted general activity (UDA)	5,535
Carry forward general activity (UDA)	-111
16/17 Contracted orthodontic activity (UOA)	0
Carry forward orthodontic activity (UOA)	0
Baseline contract value	£135,630.39

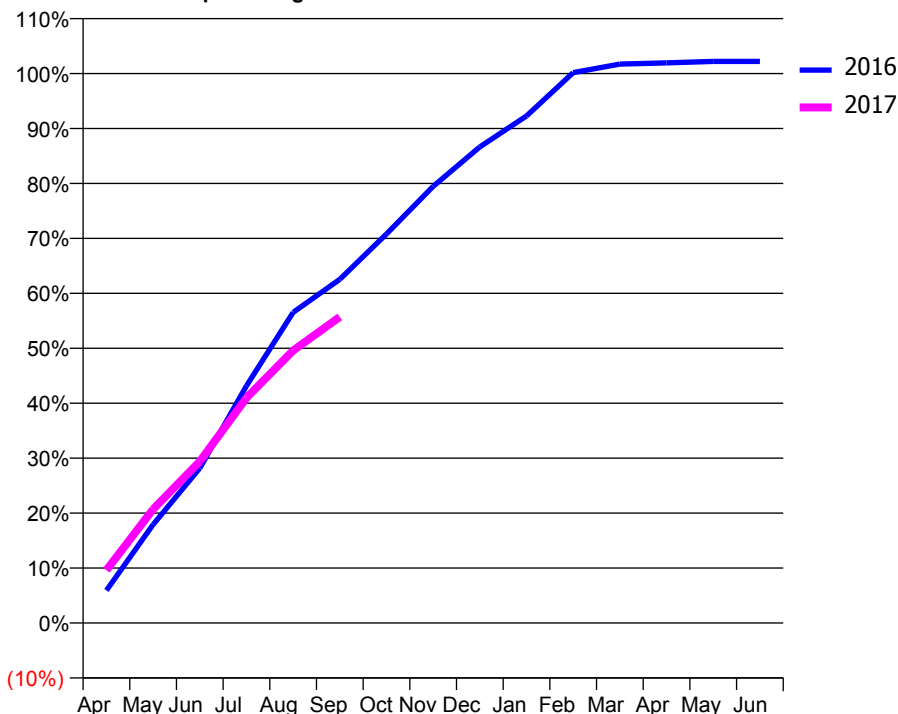
### ACCESS\*

Patients seen in 24 months	Total	Change since previous quarter
Quarter ending September 2015	2,168	
Quarter ending December 2015	2,169	→
Quarter ending March 2016	2,111	↓
Quarter ending June 2016	2,057	↓
Quarter ending September 2016	2,017	↓
<b>Variance since September 2015</b>	<b>(7.0%)</b>	<b>↓</b>



### ACTIVITY

Cumulative percentage of contracted UDA delivered 2016 & 2017



Month	Adjusted Scheduled Activity (UDA)	
	2016	2017
April	329	533
May	992	1,147
June	1,560	1,627
July	2,389	2,268
August	3,129	2,745
September	3,462	3,083
October	3,919	
November	4,398	
December	4,796	
January	5,107	
February	5,544	
March	5,630	
April	5,642	
May	5,656	
June	5,657	

### QUALITY

	Quantity	Base Number	Contract	AT	Region	England
% of FP17s for the same patient ID Re-attending within 3 months - Children	30	426	7.0%	9.8%	11.8%	12.4%
% of FP17s for the same patient ID Re-attending within 3 months - Adults	190	1,145	16.6%	15.8%	16.6%	16.7%
% of FP17s for the same patient ID Re-attending between 3 & 9 months - Children	237	426	55.6%	59.0%	60.2%	57.4%
% of FP17s for the same patient ID Re-attending between 3 & 9 months - Adults	575	1,145	50.2%	50.9%	52.0%	50.5%
% of FP17s for Band 1 Urgent Courses	129	1,558	8.3%	9.5%	9.4%	9.1%
% of FP17s Relating to Free Repair or Replacements	6	1,558	0.4%	0.6%	0.7%	0.8%
% of FP17s Relating to Continuations	0	1,558	0.0%	1.1%	1.2%	1.3%
% of Patients satisfied with the dentistry they have received	2	3	N/A	94.8%	93.6%	93.2%
% of Patients satisfied with the time they had to wait for an appointment	2	3	N/A	91.7%	89.1%	89.0%

\* This is based on patients treated on this contract for their most recent course of treatment. Figures in italics indicate the base number of FP17s or Patient Questionnaire responses are less than 100. N/A is shown where the base number of responses is less than 10 during the period. % is calculated as Quantity/Base number\*100

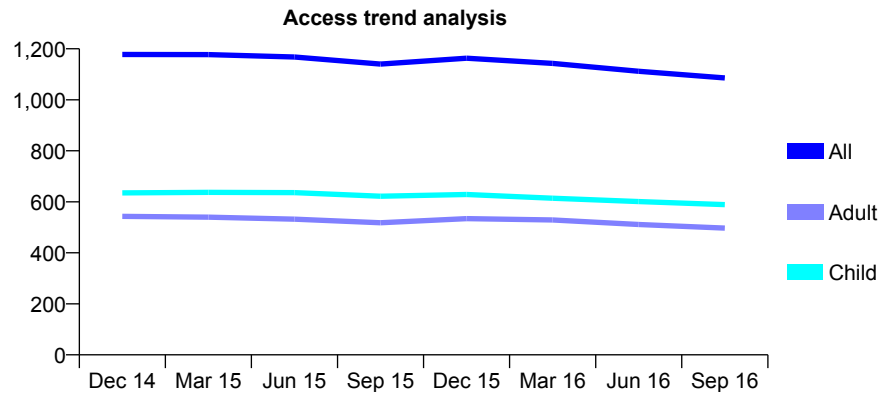
## Q68 - Vital Signs At a Glance Contract Report for 340081/0001 - September 2016

Name or company name	MISS NB MUSTAFA
Contract type name	PDS Contract
Purpose of contract	General
Contract start date	01/04/2006
Contract end date	31/03/2019

16/17 Contracted general activity (UDA)	3,174
Carry forward general activity (UDA)	9
16/17 Contracted orthodontic activity (UOA)	0
Carry forward orthodontic activity (UOA)	0
Baseline contract value	£78,957.71

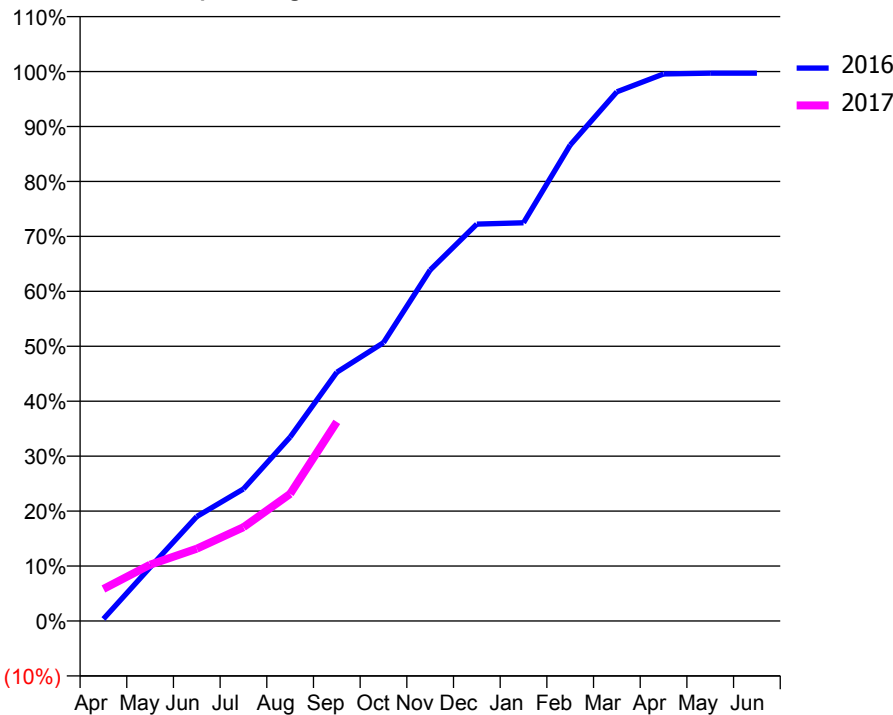
### ACCESS\*

Patients seen in 24 months	Total	Change since previous quarter
Quarter ending September 2015	1,140	
Quarter ending December 2015	1,163	↑
Quarter ending March 2016	1,143	↓
Quarter ending June 2016	1,112	↓
Quarter ending September 2016	1,086	↓
<b>Variance since September 2015</b>	<b>(4.7%)</b>	<b>↓</b>



### ACTIVITY

Cumulative percentage of contracted UDA delivered 2016 & 2017



Month	Adjusted Scheduled Activity (UDA)	
	2016	2017
April	11	185
May	284	325
June	552	418
July	698	542
August	972	734
September	1,314	1,150
October	1,471	
November	1,855	
December	2,098	
January	2,105	
February	2,516	
March	2,797	
April	2,891	
May	2,895	
June	2,895	

### QUALITY

	Quantity	Base Number	Contract	AT	Region	England
% of FP17s for the same patient ID Re-attending within 3 months - Children	25	429	5.8%	9.8%	11.8%	12.4%
% of FP17s for the same patient ID Re-attending within 3 months - Adults	34	273	12.5%	15.8%	16.6%	16.7%
% of FP17s for the same patient ID Re-attending between 3 & 9 months - Children	317	429	73.9%	59.0%	60.2%	57.4%
% of FP17s for the same patient ID Re-attending between 3 & 9 months - Adults	159	273	58.2%	50.9%	52.0%	50.5%
% of FP17s for Band 1 Urgent Courses	16	636	2.5%	9.5%	9.4%	9.1%
% of FP17s Relating to Free Repair or Replacements	4	636	0.6%	0.6%	0.7%	0.8%
% of FP17s Relating to Continuations	3	636	0.5%	1.1%	1.2%	1.3%
% of Patients satisfied with the dentistry they have received	0	0	N/A	94.8%	93.6%	93.2%
% of Patients satisfied with the time they had to wait for an appointment	0	0	N/A	91.7%	89.1%	89.0%

\* This is based on patients treated on this contract for their most recent course of treatment. Figures in italics indicate the base number of FP17s or Patient Questionnaire responses are less than 100. N/A is shown where the base number of responses is less than 10 during the period. % is calculated as Quantity/Base number\*100

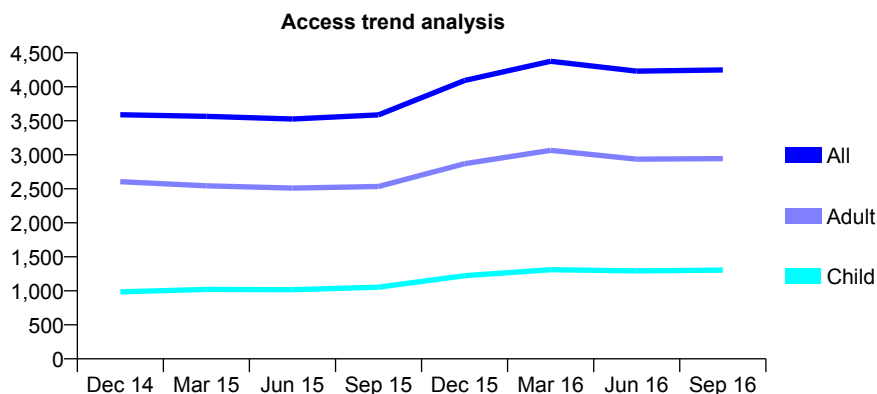
## Q68 - Vital Signs At a Glance Contract Report for 340286/0003 - September 2016

Name or company name	MS V BADIANT
Contract type name	GDS Contract
Purpose of contract	General
Contract start date	01/01/2008
Contract end date	

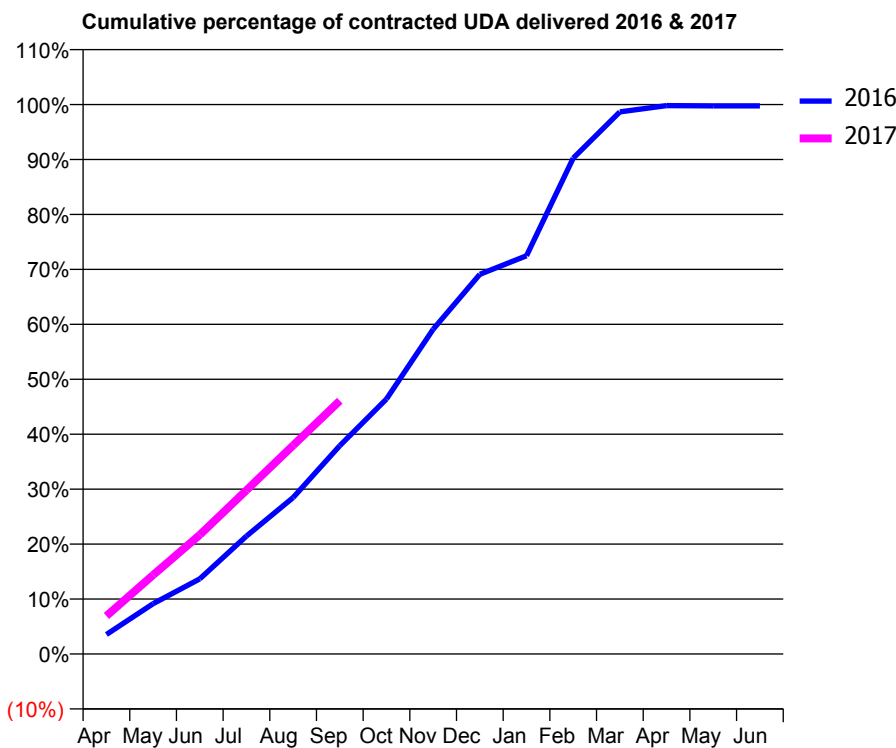
16/17 Contracted general activity (UDA)	11,000
Carry forward general activity (UDA)	27
16/17 Contracted orthodontic activity (UOA)	0
Carry forward orthodontic activity (UOA)	0
Baseline contract value	£309,662.17

### ACCESS\*

Patients seen in 24 months	Total	Change since previous quarter
Quarter ending September 2015	3,588	
Quarter ending December 2015	4,093	↑
Quarter ending March 2016	4,376	↑
Quarter ending June 2016	4,230	↓
Quarter ending September 2016	4,249	→
<b>Variance since September 2015</b>	<b>18.4%</b>	<b>↑</b>



### ACTIVITY



Month	Adjusted Scheduled Activity (UDA)	
	2016	2017
April	391	763
May	1,008	1,581
June	1,504	2,386
July	2,360	3,280
August	3,132	4,176
September	4,170	5,070
October	5,104	
November	6,500	
December	7,601	
January	7,971	
February	9,925	
March	10,852	
April	10,977	
May	10,973	
June	10,973	

### QUALITY

	Quantity	Base Number	Contract	AT	Region	England
% of FP17s for the same patient ID Re-attending within 3 months - Children	90	1,096	8.2%	9.8%	11.8%	12.4%
% of FP17s for the same patient ID Re-attending within 3 months - Adults	167	2,009	8.3%	15.8%	16.6%	16.7%
% of FP17s for the same patient ID Re-attending between 3 & 9 months - Children	734	1,096	67.0%	59.0%	60.2%	57.4%
% of FP17s for the same patient ID Re-attending between 3 & 9 months - Adults	1,292	2,009	64.3%	50.9%	52.0%	50.5%
% of FP17s for Band 1 Urgent Courses	212	3,034	7.0%	9.5%	9.4%	9.1%
% of FP17s Relating to Free Repair or Replacements	12	3,034	0.4%	0.6%	0.7%	0.8%
% of FP17s Relating to Continuations	7	3,034	0.2%	1.1%	1.2%	1.3%
% of Patients satisfied with the dentistry they have received	2	2	N/A	94.8%	93.6%	93.2%
% of Patients satisfied with the time they had to wait for an appointment	2	2	N/A	91.7%	89.1%	89.0%

\* This is based on patients treated on this contract for their most recent course of treatment. Figures in italics indicate the base number of FP17s or Patient Questionnaire responses are less than 100. N/A is shown where the base number of responses is less than 10 during the period. % is calculated as Quantity/Base number\*100

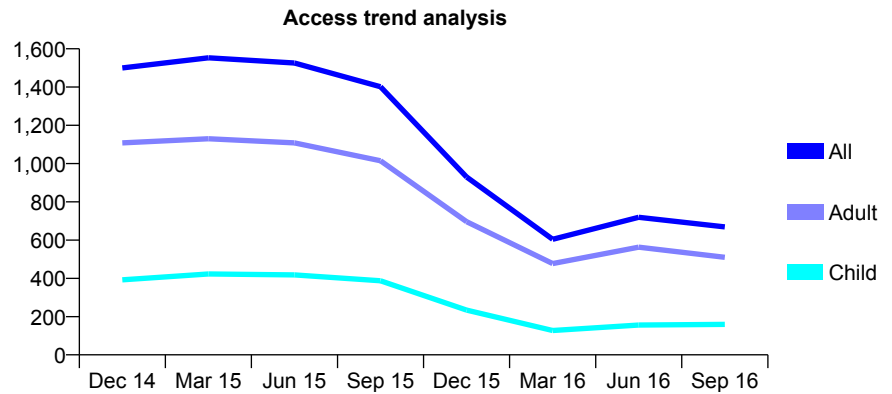
## Q68 - Vital Signs At a Glance Contract Report for 340286/0004 - September 2016

Name or company name	MS V BADIANT
Contract type name	GDS Contract
Purpose of contract	General
Contract start date	01/07/2011
Contract end date	

16/17 Contracted general activity (UDA)	1,670
Carry forward general activity (UDA)	-4
16/17 Contracted orthodontic activity (UOA)	0
Carry forward orthodontic activity (UOA)	0
Baseline contract value	£47,651.20

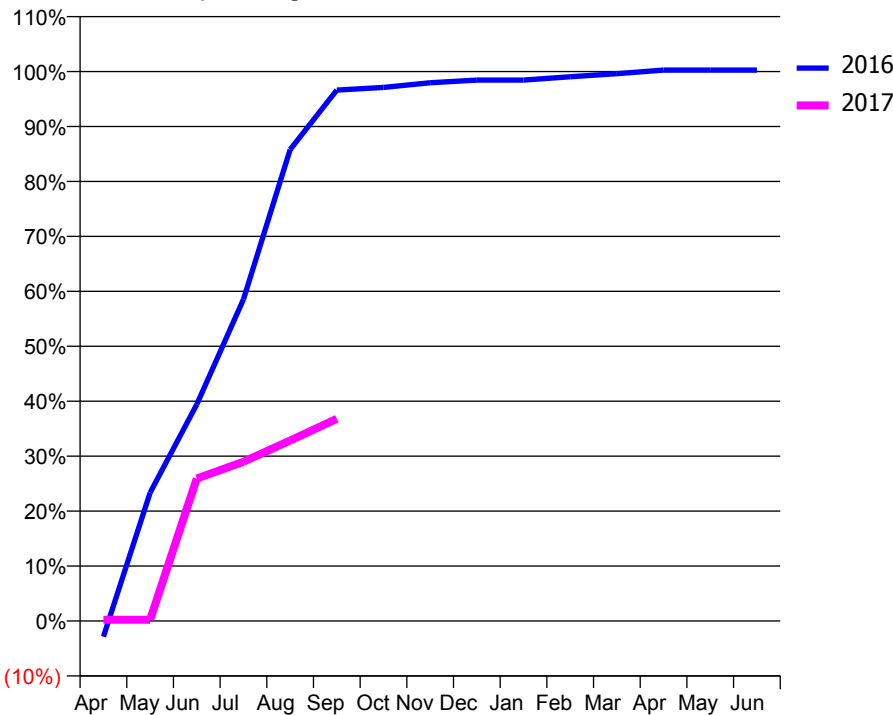
### ACCESS\*

Patients seen in 24 months	Total	Change since previous quarter
Quarter ending September 2015	1,402	
Quarter ending December 2015	930	↓
Quarter ending March 2016	604	↓
Quarter ending June 2016	719	↑
Quarter ending September 2016	669	↓
<b>Variance since September 2015</b>	<b>(52.3%)</b>	<b>↓</b>



### ACTIVITY

Cumulative percentage of contracted UDA delivered 2016 & 2017



Month	Adjusted Scheduled Activity (UDA)	
	2016	2017
April	-48	4
May	390	4
June	658	433
July	978	484
August	1,433	548
September	1,614	615
October	1,622	
November	1,636	
December	1,644	
January	1,644	
February	1,654	
March	1,663	
April	1,674	
May	1,674	
June	1,674	

### QUALITY

	Quantity	Base Number	Contract	AT	Region	England
% of FP17s for the same patient ID Re-attending within 3 months - Children	0	107	0.0%	9.8%	11.8%	12.4%
% of FP17s for the same patient ID Re-attending within 3 months - Adults	3	288	1.0%	15.8%	16.6%	16.7%
% of FP17s for the same patient ID Re-attending between 3 & 9 months - Children	7	107	6.5%	59.0%	60.2%	57.4%
% of FP17s for the same patient ID Re-attending between 3 & 9 months - Adults	16	288	5.6%	50.9%	52.0%	50.5%
% of FP17s for Band 1 Urgent Courses	23	387	5.9%	9.5%	9.4%	9.1%
% of FP17s Relating to Free Repair or Replacements	0	387	0.0%	0.6%	0.7%	0.8%
% of FP17s Relating to Continuations	0	387	0.0%	1.1%	1.2%	1.3%
% of Patients satisfied with the dentistry they have received	1	1	N/A	94.8%	93.6%	93.2%
% of Patients satisfied with the time they had to wait for an appointment	1	1	N/A	91.7%	89.1%	89.0%

\* This is based on patients treated on this contract for their most recent course of treatment. Figures in italics indicate the base number of FP17s or Patient Questionnaire responses are less than 100. N/A is shown where the base number of responses is less than 10 during the period. % is calculated as Quantity/Base number\*100



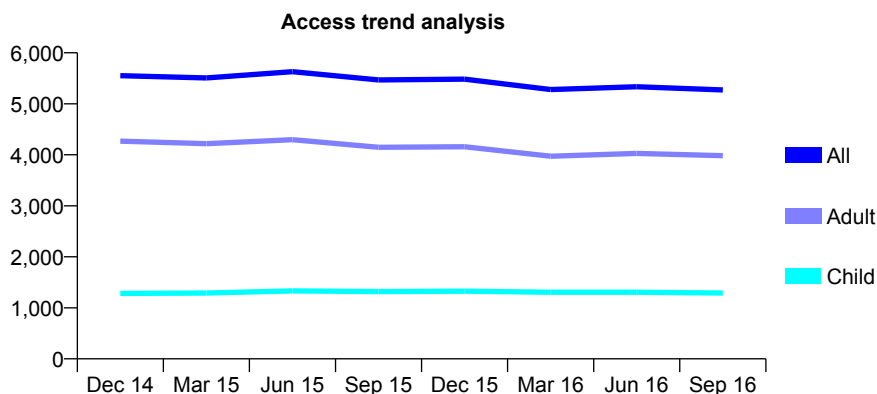
## Q68 - Vital Signs At a Glance Contract Report for 341541/0001 - September 2016

Name or company name	MISS S IMANI
Contract type name	GDS Contract
Purpose of contract	General
Contract start date	01/04/2006
Contract end date	

16/17 Contracted general activity (UDA)	19,333
Carry forward general activity (UDA)	0
16/17 Contracted orthodontic activity (UOA)	0
Carry forward orthodontic activity (UOA)	0
Baseline contract value	£465,214.16

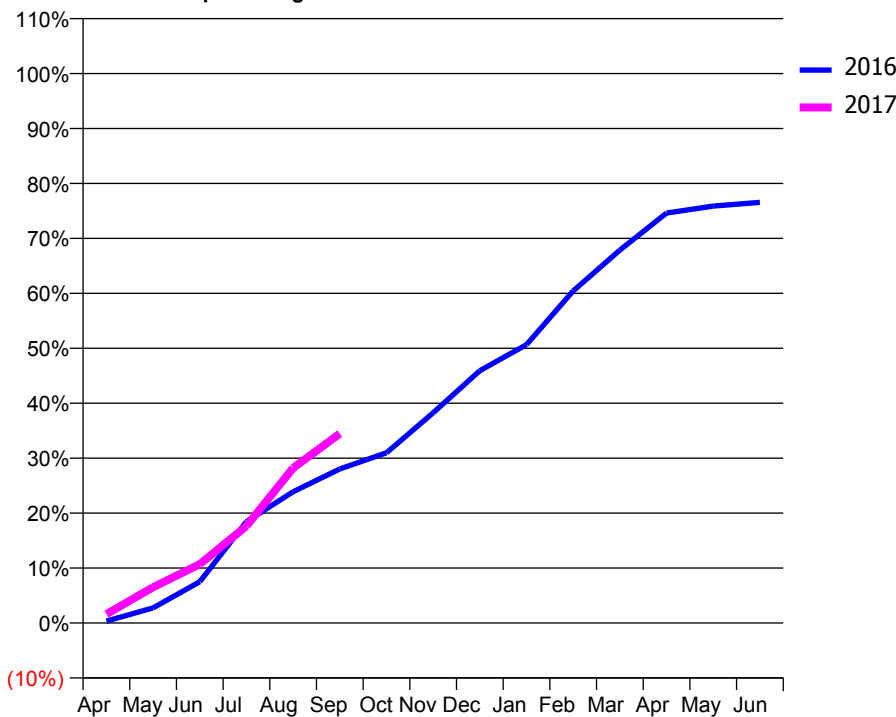
### ACCESS\*

Patients seen in 24 months	Total	Change since previous quarter
Quarter ending September 2015	5,467	
Quarter ending December 2015	5,483	→
Quarter ending March 2016	5,280	↓
Quarter ending June 2016	5,334	→
Quarter ending September 2016	5,273	↓
<b>Variance since September 2015</b>	<b>(3.5%)</b>	<b>↓</b>



### ACTIVITY

Cumulative percentage of contracted UDA delivered 2016 & 2017



Adjusted Scheduled Activity (UDA)

Month	2016	2017
April	66	311
May	535	1,261
June	1,453	2,073
July	3,566	3,415
August	4,619	5,453
September	5,419	6,665
October	5,989	
November	7,395	
December	8,879	
January	9,792	
February	11,682	
March	13,120	
April	14,422	
May	14,668	
June	14,798	

### QUALITY

	Quantity	Base Number	Contract	AT	Region	England
% of FP17s for the same patient ID Re-attending within 3 months - Children	56	771	7.3%	9.8%	11.8%	12.4%
% of FP17s for the same patient ID Re-attending within 3 months - Adults	397	2,581	15.4%	15.8%	16.6%	16.7%
% of FP17s for the same patient ID Re-attending between 3 & 9 months - Children	346	771	44.9%	59.0%	60.2%	57.4%
% of FP17s for the same patient ID Re-attending between 3 & 9 months - Adults	1,129	2,581	43.7%	50.9%	52.0%	50.5%
% of FP17s for Band 1 Urgent Courses	526	2,819	18.7%	9.5%	9.4%	9.1%
% of FP17s Relating to Free Repair or Replacements	20	2,819	0.7%	0.6%	0.7%	0.8%
% of FP17s Relating to Continuations	11	2,819	0.4%	1.1%	1.2%	1.3%
% of Patients satisfied with the dentistry they have received	1	1	N/A	94.8%	93.6%	93.2%
% of Patients satisfied with the time they had to wait for an appointment	1	1	N/A	91.7%	89.1%	89.0%

\* This is based on patients treated on this contract for their most recent course of treatment. Figures in italics indicate the base number of FP17s or Patient Questionnaire responses are less than 100. N/A is shown where the base number of responses is less than 10 during the period. % is calculated as Quantity/Base number\*100

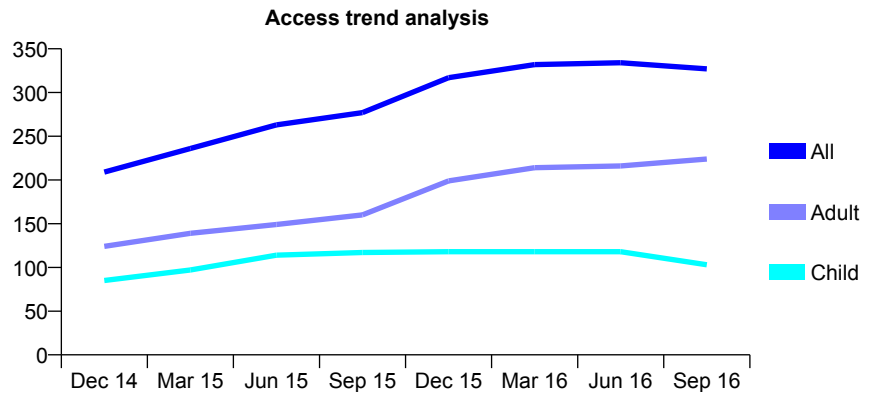
## Q68 - Vital Signs At a Glance Contract Report for 341541/0002 - September 2016

Name or company name	MISS S IMANI
Contract type name	GDS Contract
Purpose of contract	General
Contract start date	01/04/2006
Contract end date	

16/17 Contracted general activity (UDA)	600
Carry forward general activity (UDA)	-12
16/17 Contracted orthodontic activity (UOA)	0
Carry forward orthodontic activity (UOA)	0
Baseline contract value	£15,406.71

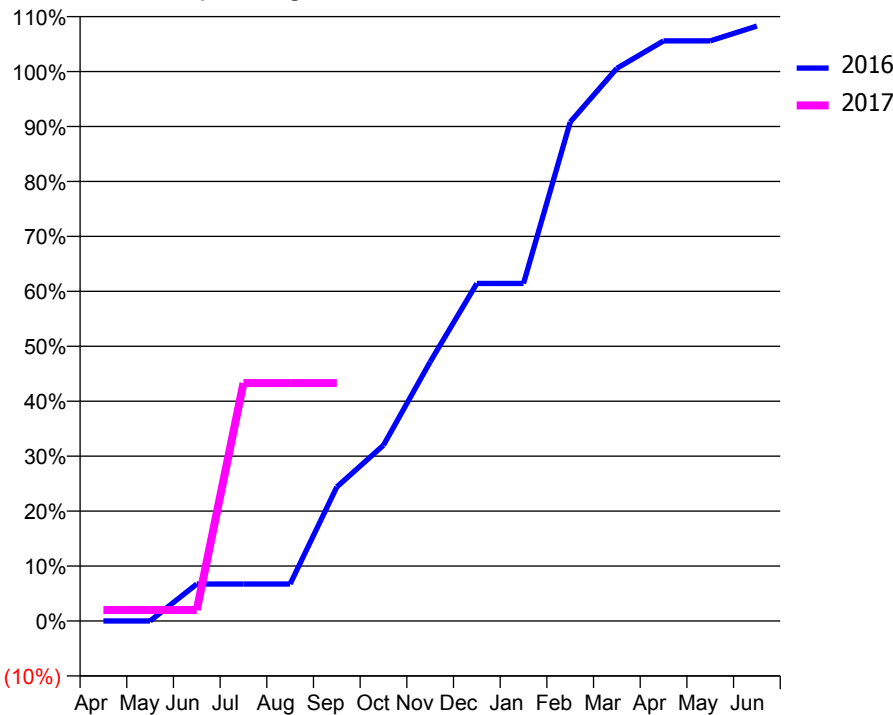
### ACCESS\*

Patients seen in 24 months	Total	Change since previous quarter
Quarter ending September 2015	277	
Quarter ending December 2015	317	↑
Quarter ending March 2016	332	↑
Quarter ending June 2016	334	→
Quarter ending September 2016	327	↓
<b>Variance since September 2015</b>	<b>18.1%</b>	<b>↑</b>



### ACTIVITY

Cumulative percentage of contracted UDA delivered 2016 & 2017



Month	Adjusted Scheduled Activity (UDA)	
	2016	2017
April	0	12
May	0	12
June	40	12
July	40	260
August	40	260
September	146	260
October	192	
November	283	
December	369	
January	369	
February	545	
March	603	
April	633	
May	633	
June	650	

### QUALITY

	Quantity	Base Number	Contract	AT	Region	England
% of FP17s for the same patient ID Re-attending within 3 months - Children	1	28	3.6%	9.8%	11.8%	12.4%
% of FP17s for the same patient ID Re-attending within 3 months - Adults	2	58	3.4%	15.8%	16.6%	16.7%
% of FP17s for the same patient ID Re-attending between 3 & 9 months - Children	5	28	17.9%	59.0%	60.2%	57.4%
% of FP17s for the same patient ID Re-attending between 3 & 9 months - Adults	6	58	10.3%	50.9%	52.0%	50.5%
% of FP17s for Band 1 Urgent Courses	4	62	6.5%	9.5%	9.4%	9.1%
% of FP17s Relating to Free Repair or Replacements	0	62	0.0%	0.6%	0.7%	0.8%
% of FP17s Relating to Continuations	0	62	0.0%	1.1%	1.2%	1.3%
% of Patients satisfied with the dentistry they have received	1	1	N/A	94.8%	93.6%	93.2%
% of Patients satisfied with the time they had to wait for an appointment	1	1	N/A	91.7%	89.1%	89.0%

\* This is based on patients treated on this contract for their most recent course of treatment. Figures in italics indicate the base number of FP17s or Patient Questionnaire responses are less than 100. N/A is shown where the base number of responses is less than 10 during the period. % is calculated as Quantity/Base number\*100

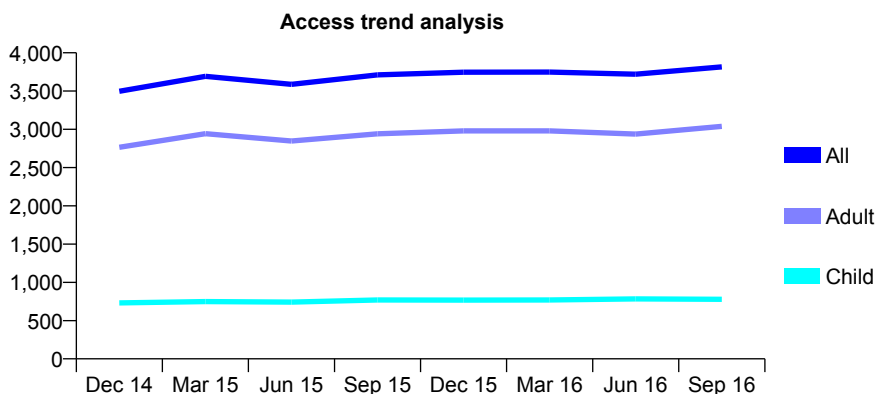
## Q68 - Vital Signs At a Glance Contract Report for 346063/0001 - September 2016

Name or company name	MRS K PIRAYESH
Contract type name	GDS Contract
Purpose of contract	General
Contract start date	01/04/2006
Contract end date	

16/17 Contracted general activity (UDA)	12,906
Carry forward general activity (UDA)	-252
16/17 Contracted orthodontic activity (UOA)	0
Carry forward orthodontic activity (UOA)	0
Baseline contract value	£327,623.49

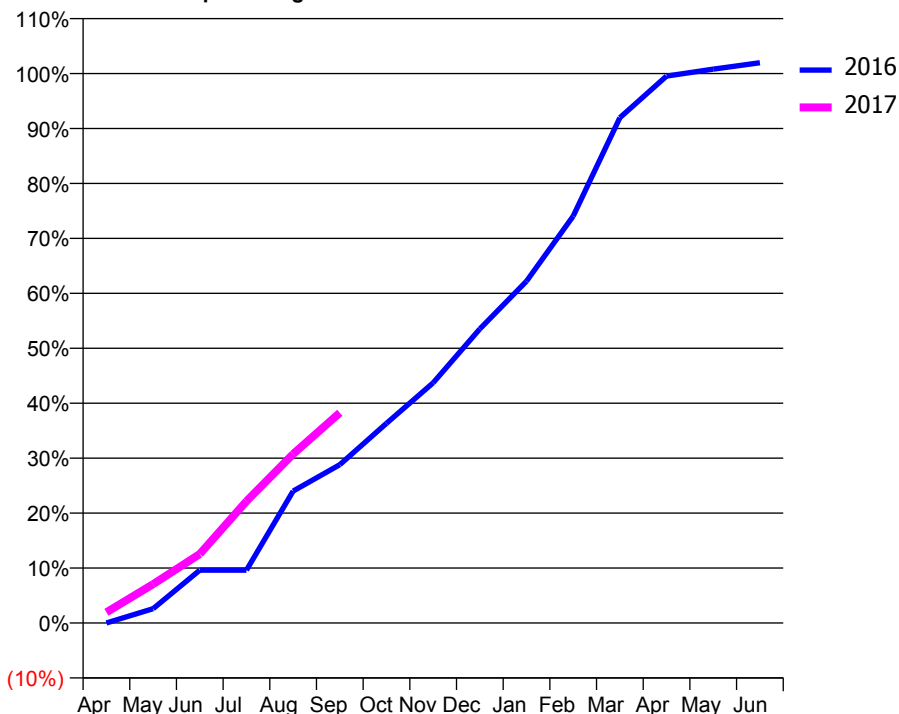
### ACCESS\*

Patients seen in 24 months	Total	Change since previous quarter
Quarter ending September 2015	3,711	
Quarter ending December 2015	3,747	→
Quarter ending March 2016	3,748	→
Quarter ending June 2016	3,720	→
Quarter ending September 2016	3,816	↑
<b>Variance since September 2015</b>	<b>2.8%</b>	<b>↑</b>



### ACTIVITY

Cumulative percentage of contracted UDA delivered 2016 & 2017



Month	Adjusted Scheduled Activity (UDA)	
	2016	2017
April	0	252
May	337	912
June	1,243	1,620
July	1,243	2,862
August	3,099	3,968
September	3,720	4,938
October	4,690	
November	5,642	
December	6,908	
January	8,029	
February	9,557	
March	11,868	
April	12,846	
May	13,008	
June	13,158	

### QUALITY

	Quantity	Base Number	Contract	AT	Region	England
% of FP17s for the same patient ID Re-attending within 3 months - Children	22	542	4.1%	9.8%	11.8%	12.4%
% of FP17s for the same patient ID Re-attending within 3 months - Adults	224	1,847	12.1%	15.8%	16.6%	16.7%
% of FP17s for the same patient ID Re-attending between 3 & 9 months - Children	307	542	56.6%	59.0%	60.2%	57.4%
% of FP17s for the same patient ID Re-attending between 3 & 9 months - Adults	917	1,847	49.6%	50.9%	52.0%	50.5%
% of FP17s for Band 1 Urgent Courses	152	2,013	7.6%	9.5%	9.4%	9.1%
% of FP17s Relating to Free Repair or Replacements	5	2,013	0.2%	0.6%	0.7%	0.8%
% of FP17s Relating to Continuations	42	2,013	2.1%	1.1%	1.2%	1.3%
% of Patients satisfied with the dentistry they have received	2	2	N/A	94.8%	93.6%	93.2%
% of Patients satisfied with the time they had to wait for an appointment	2	2	N/A	91.7%	89.1%	89.0%

\* This is based on patients treated on this contract for their most recent course of treatment. Figures in italics indicate the base number of FP17s or Patient Questionnaire responses are less than 100. N/A is shown where the base number of responses is less than 10 during the period. % is calculated as Quantity/Base number\*100

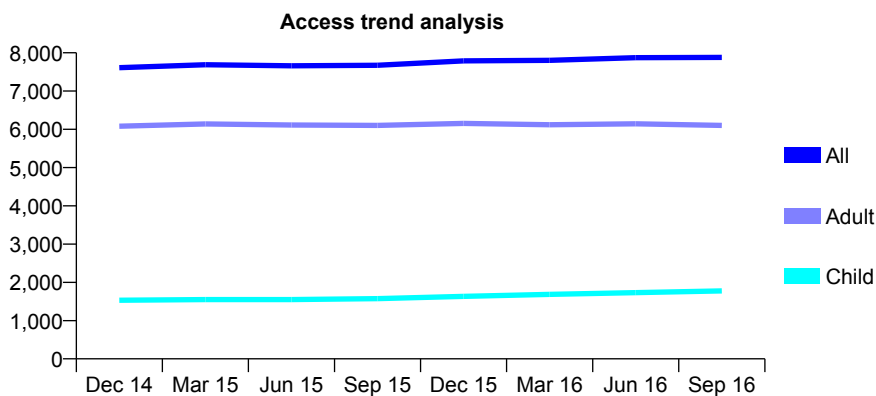
## Q68 - Vital Signs At a Glance Contract Report for 346098/0001 - September 2016

Name or company name	MISS A ALAVI
Contract type name	GDS Contract
Purpose of contract	General
Contract start date	01/04/2006
Contract end date	

16/17 Contracted general activity (UDA)	24,013
Carry forward general activity (UDA)	-480
16/17 Contracted orthodontic activity (UOA)	0
Carry forward orthodontic activity (UOA)	0
Baseline contract value	£624,143.61

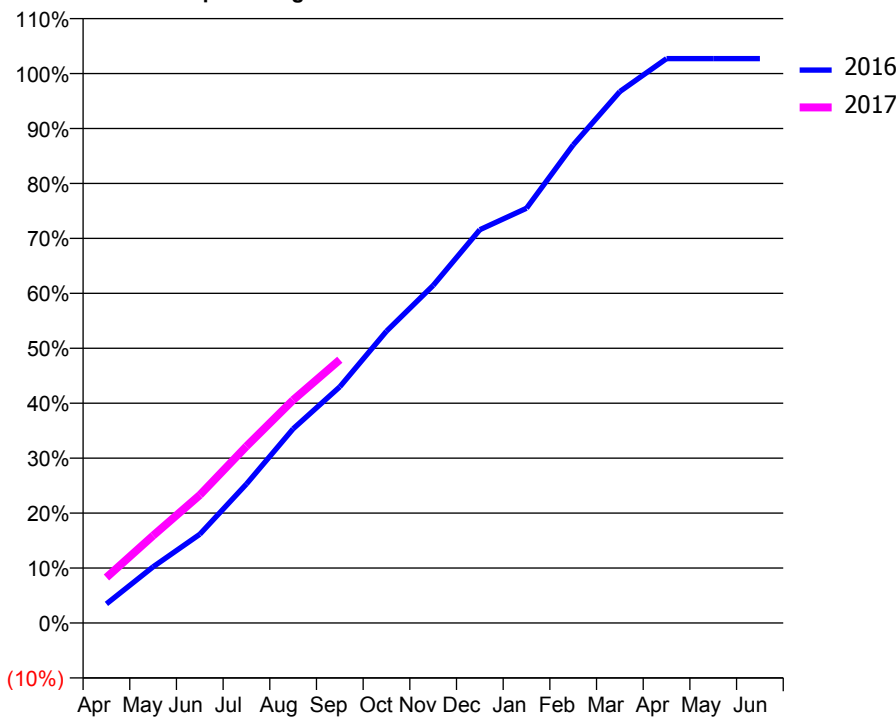
### ACCESS\*

Patients seen in 24 months	Total	Change since previous quarter
Quarter ending September 2015	7,674	
Quarter ending December 2015	7,788	→
Quarter ending March 2016	7,802	→
Quarter ending June 2016	7,874	→
Quarter ending September 2016	7,878	→
<b>Variance since September 2015</b>	<b>2.7%</b>	<b>↑</b>



### ACTIVITY

Cumulative percentage of contracted UDA delivered 2016 & 2017



Month	Adjusted Scheduled Activity (UDA)	
	2016	2017
April	839	1,988
May	2,456	3,821
June	3,879	5,593
July	6,074	7,722
August	8,485	9,745
September	10,322	11,506
October	12,751	
November	14,750	
December	17,185	
January	18,125	
February	20,895	
March	23,227	
April	24,661	
May	24,661	
June	24,661	

### QUALITY

	Quantity	Base Number	Contract	AT	Region	England
% of FP17s for the same patient ID Re-attending within 3 months - Children	85	1,345	6.3%	9.8%	11.8%	12.4%
% of FP17s for the same patient ID Re-attending within 3 months - Adults	646	4,574	14.1%	15.8%	16.6%	16.7%
% of FP17s for the same patient ID Re-attending between 3 & 9 months - Children	810	1,345	60.2%	59.0%	60.2%	57.4%
% of FP17s for the same patient ID Re-attending between 3 & 9 months - Adults	2,713	4,574	59.3%	50.9%	52.0%	50.5%
% of FP17s for Band 1 Urgent Courses	255	5,310	4.8%	9.5%	9.4%	9.1%
% of FP17s Relating to Free Repair or Replacements	62	5,310	1.2%	0.6%	0.7%	0.8%
% of FP17s Relating to Continuations	123	5,310	2.3%	1.1%	1.2%	1.3%
% of Patients satisfied with the dentistry they have received	6	6	N/A	94.8%	93.6%	93.2%
% of Patients satisfied with the time they had to wait for an appointment	6	6	N/A	91.7%	89.1%	89.0%

\* This is based on patients treated on this contract for their most recent course of treatment. Figures in italics indicate the base number of FP17s or Patient Questionnaire responses are less than 100. N/A is shown where the base number of responses is less than 10 during the period. % is calculated as Quantity/Base number\*100

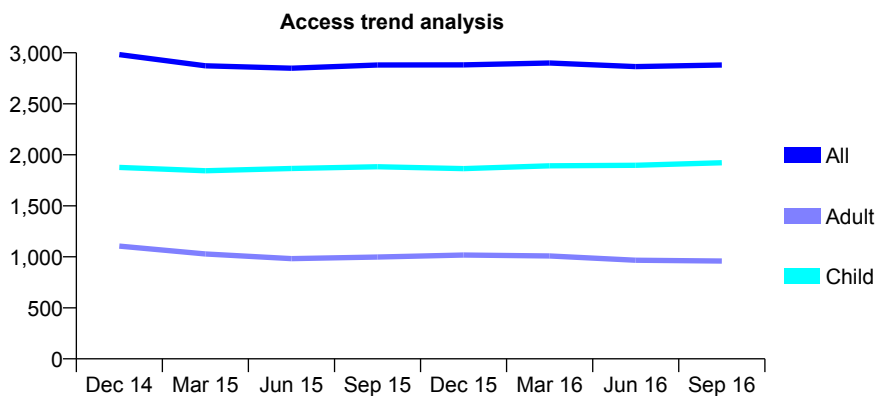
## Q68 - Vital Signs At a Glance Contract Report for 355046/0001 - September 2016

Name or company name	MR MA CROWLEY
Contract type name	GDS Contract
Purpose of contract	General
Contract start date	01/04/2006
Contract end date	

16/17 Contracted general activity (UDA)	7,028
Carry forward general activity (UDA)	112
16/17 Contracted orthodontic activity (UOA)	0
Carry forward orthodontic activity (UOA)	0
Baseline contract value	£175,311.88

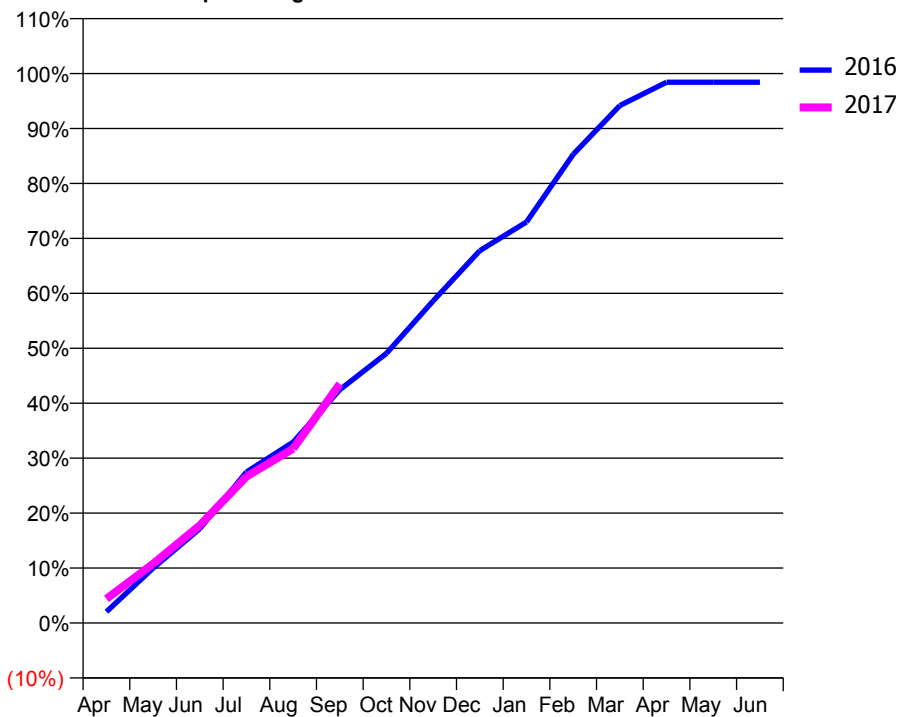
### ACCESS\*

Patients seen in 24 months	Total	Change since previous quarter
Quarter ending September 2015	2,881	
Quarter ending December 2015	2,882	→
Quarter ending March 2016	2,900	→
Quarter ending June 2016	2,865	↓
Quarter ending September 2016	2,881	→
<b>Variance since September 2015</b>	<b>0.0%</b>	<b>→</b>



### ACTIVITY

Cumulative percentage of contracted UDA delivered 2016 & 2017



Month	Adjusted Scheduled Activity (UDA)	
	2016	2017
April	144	310
May	703	759
June	1,207	1,249
July	1,931	1,873
August	2,313	2,230
September	2,984	3,058
October	3,449	
November	4,120	
December	4,762	
January	5,129	
February	5,994	
March	6,618	
April	6,916	
May	6,916	
June	6,916	

### QUALITY

	Quantity	Base Number	Contract	AT	Region	England
% of FP17s for the same patient ID Re-attending within 3 months - Children	107	1,505	7.1%	9.8%	11.8%	12.4%
% of FP17s for the same patient ID Re-attending within 3 months - Adults	89	542	16.4%	15.8%	16.6%	16.7%
% of FP17s for the same patient ID Re-attending between 3 & 9 months - Children	899	1,505	59.7%	59.0%	60.2%	57.4%
% of FP17s for the same patient ID Re-attending between 3 & 9 months - Adults	260	542	48.0%	50.9%	52.0%	50.5%
% of FP17s for Band 1 Urgent Courses	100	1,904	5.3%	9.5%	9.4%	9.1%
% of FP17s Relating to Free Repair or Replacements	0	1,904	0.0%	0.6%	0.7%	0.8%
% of FP17s Relating to Continuations	4	1,904	0.2%	1.1%	1.2%	1.3%
% of Patients satisfied with the dentistry they have received	0	0	N/A	94.8%	93.6%	93.2%
% of Patients satisfied with the time they had to wait for an appointment	0	0	N/A	91.7%	89.1%	89.0%

\* This is based on patients treated on this contract for their most recent course of treatment. Figures in italics indicate the base number of FP17s or Patient Questionnaire responses are less than 100. N/A is shown where the base number of responses is less than 10 during the period. % is calculated as Quantity/Base number\*100

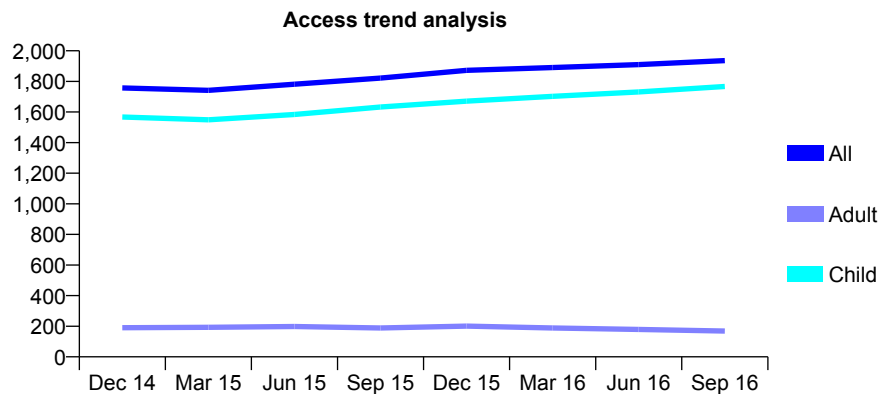
## Q68 - Vital Signs At a Glance Contract Report for 355410/0001 - September 2016

Name or company name	MR C AMIN
Contract type name	GDS Contract
Purpose of contract	General
Contract start date	01/04/2012
Contract end date	

16/17 Contracted general activity (UDA)	3,800
Carry forward general activity (UDA)	-76
16/17 Contracted orthodontic activity (UOA)	0
Carry forward orthodontic activity (UOA)	0
Baseline contract value	£100,042.20

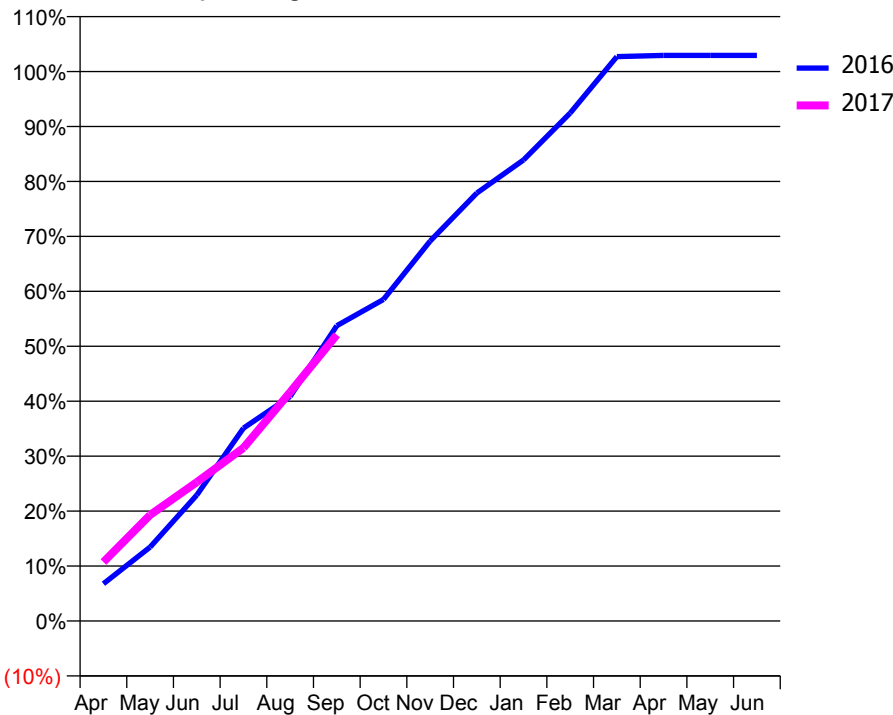
### ACCESS\*

Patients seen in 24 months	Total	Change since previous quarter
Quarter ending September 2015	1,822	
Quarter ending December 2015	1,872	↑
Quarter ending March 2016	1,891	→
Quarter ending June 2016	1,910	→
Quarter ending September 2016	1,936	→
<b>Variance since September 2015</b>	<b>6.3%</b>	<b>↑</b>



### ACTIVITY

Cumulative percentage of contracted UDA delivered 2016 & 2017



Month	Adjusted Scheduled Activity (UDA)	
	2016	2017
April	257	408
May	511	733
June	871	960
July	1,334	1,197
August	1,553	1,583
September	2,042	1,979
October	2,224	
November	2,628	
December	2,960	
January	3,188	
February	3,513	
March	3,903	
April	3,911	
May	3,911	
June	3,911	

### QUALITY

	Quantity	Base Number	Contract	AT	Region	England
% of FP17s for the same patient ID Re-attending within 3 months - Children	66	1,310	5.0%	9.8%	11.8%	12.4%
% of FP17s for the same patient ID Re-attending within 3 months - Adults	5	53	9.4%	15.8%	16.6%	16.7%
% of FP17s for the same patient ID Re-attending between 3 & 9 months - Children	785	1,310	59.9%	59.0%	60.2%	57.4%
% of FP17s for the same patient ID Re-attending between 3 & 9 months - Adults	37	53	69.8%	50.9%	52.0%	50.5%
% of FP17s for Band 1 Urgent Courses	36	1,354	2.7%	9.5%	9.4%	9.1%
% of FP17s Relating to Free Repair or Replacements	1	1,354	0.1%	0.6%	0.7%	0.8%
% of FP17s Relating to Continuations	7	1,354	0.5%	1.1%	1.2%	1.3%
% of Patients satisfied with the dentistry they have received	1	1	N/A	94.8%	93.6%	93.2%
% of Patients satisfied with the time they had to wait for an appointment	1	1	N/A	91.7%	89.1%	89.0%

\* This is based on patients treated on this contract for their most recent course of treatment. Figures in italics indicate the base number of FP17s or Patient Questionnaire responses are less than 100. N/A is shown where the base number of responses is less than 10 during the period. % is calculated as Quantity/Base number\*100

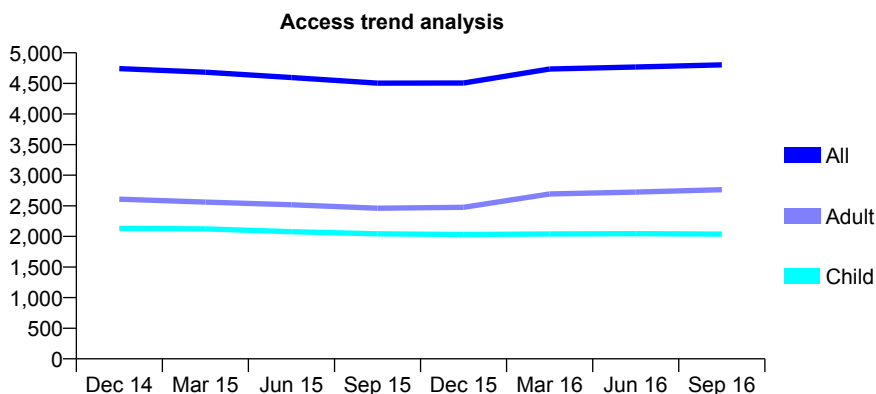
## Q68 - Vital Signs At a Glance Contract Report for 355569/0003 - September 2016

Name or company name	MISS S LALANI
Contract type name	GDS Contract
Purpose of contract	General
Contract start date	02/07/2012
Contract end date	

16/17 Contracted general activity (UDA)	11,500
Carry forward general activity (UDA)	-15
16/17 Contracted orthodontic activity (UOA)	0
Carry forward orthodontic activity (UOA)	0
Baseline contract value	£383,300.56

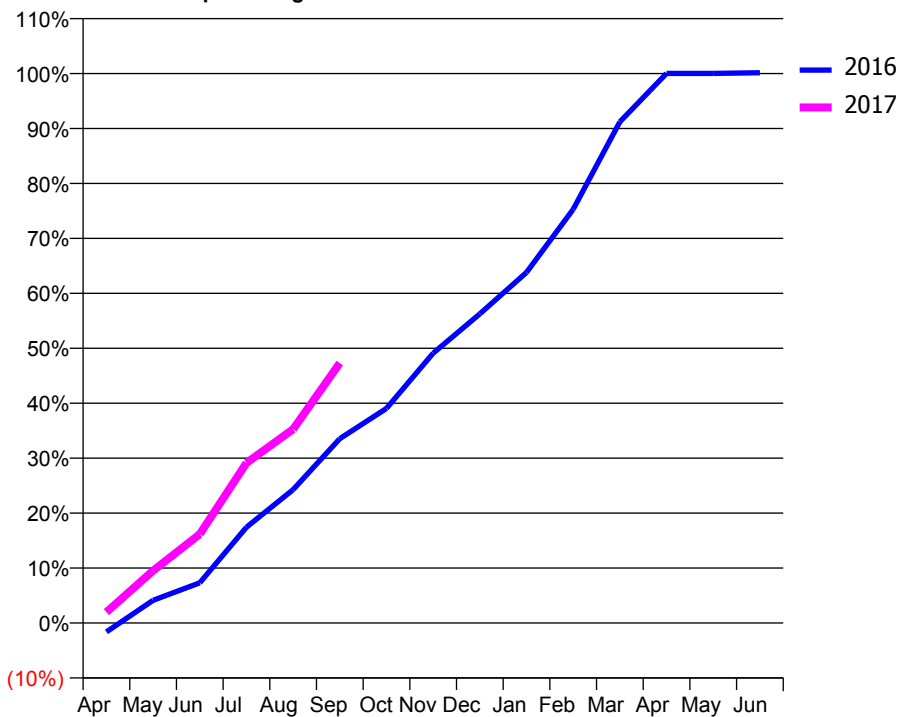
### ACCESS\*

Patients seen in 24 months	Total	Change since previous quarter
Quarter ending September 2015	4,504	
Quarter ending December 2015	4,507	→
Quarter ending March 2016	4,735	↑
Quarter ending June 2016	4,768	→
Quarter ending September 2016	4,803	→
<b>Variance since September 2015</b>	<b>6.6%</b>	<b>↑</b>



### ACTIVITY

Cumulative percentage of contracted UDA delivered 2016 & 2017



Adjusted Scheduled Activity (UDA)

Month	2016	2017
April	-189	226
May	477	1,095
June	841	1,859
July	2,006	3,351
August	2,792	4,056
September	3,857	5,439
October	4,492	
November	5,646	
December	6,471	
January	7,337	
February	8,659	
March	10,488	
April	11,501	
May	11,503	
June	11,515	

### QUALITY

	Quantity	Base Number	Contract	AT	Region	England
% of FP17s for the same patient ID Re-attending within 3 months - Children	104	1,618	6.4%	9.8%	11.8%	12.4%
% of FP17s for the same patient ID Re-attending within 3 months - Adults	256	1,863	13.7%	15.8%	16.6%	16.7%
% of FP17s for the same patient ID Re-attending between 3 & 9 months - Children	991	1,618	61.2%	59.0%	60.2%	57.4%
% of FP17s for the same patient ID Re-attending between 3 & 9 months - Adults	957	1,863	51.4%	50.9%	52.0%	50.5%
% of FP17s for Band 1 Urgent Courses	217	3,120	7.0%	9.5%	9.4%	9.1%
% of FP17s Relating to Free Repair or Replacements	18	3,120	0.6%	0.6%	0.7%	0.8%
% of FP17s Relating to Continuations	6	3,120	0.2%	1.1%	1.2%	1.3%
% of Patients satisfied with the dentistry they have received	1	1	N/A	94.8%	93.6%	93.2%
% of Patients satisfied with the time they had to wait for an appointment	1	1	N/A	91.7%	89.1%	89.0%

\* This is based on patients treated on this contract for their most recent course of treatment. Figures in italics indicate the base number of FP17s or Patient Questionnaire responses are less than 100. N/A is shown where the base number of responses is less than 10 during the period. % is calculated as Quantity/Base number\*100



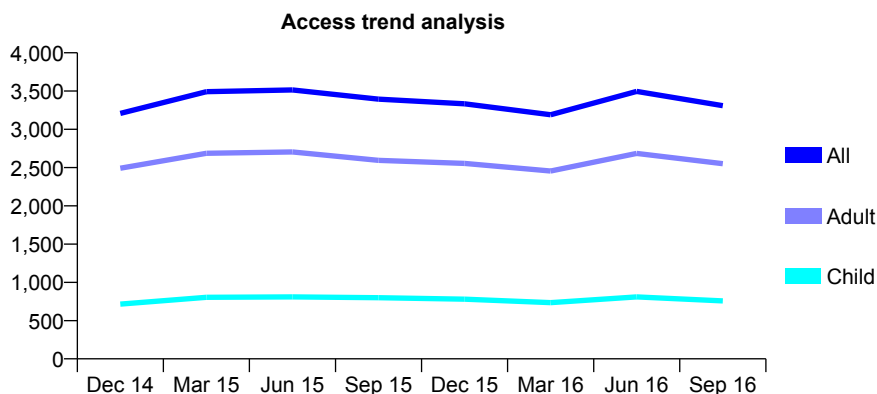
## Q68 - Vital Signs At a Glance Contract Report for 359270/0022 - September 2016

Name or company name	MR AF RAI
Contract type name	GDS Contract
Purpose of contract	General
Contract start date	01/02/2013
Contract end date	

16/17 Contracted general activity (UDA)	8,710
Carry forward general activity (UDA)	0
16/17 Contracted orthodontic activity (UOA)	0
Carry forward orthodontic activity (UOA)	0
Baseline contract value	£219,988.26

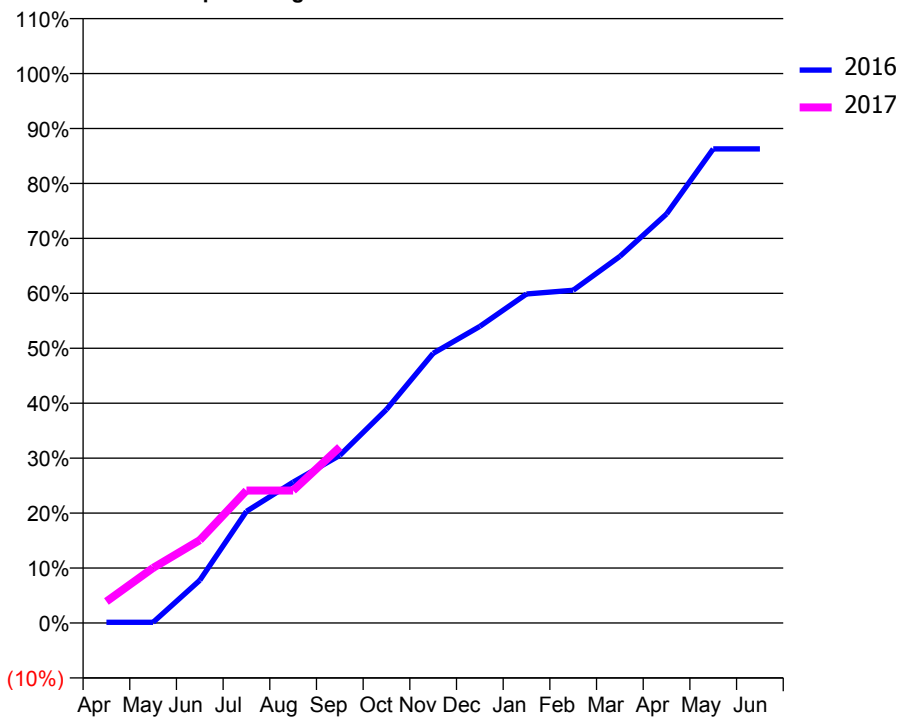
### ACCESS\*

Patients seen in 24 months	Total	Change since previous quarter
Quarter ending September 2015	3,394	
Quarter ending December 2015	3,334	↓
Quarter ending March 2016	3,190	↓
Quarter ending June 2016	3,495	↑
Quarter ending September 2016	3,309	↓
<b>Variance since September 2015</b>	<b>(2.5%)</b>	<b>↓</b>



### ACTIVITY

Cumulative percentage of contracted UDA delivered 2016 & 2017



Month	Adjusted Scheduled Activity (UDA)	
	2016	2017
April	12	341
May	12	873
June	677	1,313
July	1,771	2,099
August	2,233	2,100
September	2,658	2,789
October	3,386	
November	4,274	
December	4,701	
January	5,215	
February	5,275	
March	5,811	
April	6,483	
May	7,515	
June	7,515	

### QUALITY

	Quantity	Base Number	Contract	AT	Region	England
% of FP17s for the same patient ID Re-attending within 3 months - Children	23	497	4.6%	9.8%	11.8%	12.4%
% of FP17s for the same patient ID Re-attending within 3 months - Adults	146	1,555	9.4%	15.8%	16.6%	16.7%
% of FP17s for the same patient ID Re-attending between 3 & 9 months - Children	276	497	55.5%	59.0%	60.2%	57.4%
% of FP17s for the same patient ID Re-attending between 3 & 9 months - Adults	597	1,555	38.4%	50.9%	52.0%	50.5%
% of FP17s for Band 1 Urgent Courses	163	1,174	13.9%	9.5%	9.4%	9.1%
% of FP17s Relating to Free Repair or Replacements	2	1,174	0.2%	0.6%	0.7%	0.8%
% of FP17s Relating to Continuations	20	1,174	1.7%	1.1%	1.2%	1.3%
% of Patients satisfied with the dentistry they have received	0	0	N/A	94.8%	93.6%	93.2%
% of Patients satisfied with the time they had to wait for an appointment	0	0	N/A	91.7%	89.1%	89.0%

\* This is based on patients treated on this contract for their most recent course of treatment. Figures in italics indicate the base number of FP17s or Patient Questionnaire responses are less than 100. N/A is shown where the base number of responses is less than 10 during the period. % is calculated as Quantity/Base number\*100

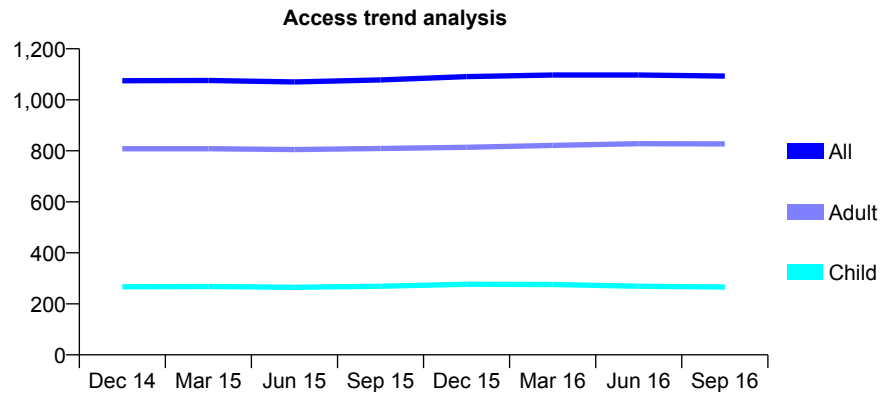
## Q68 - Vital Signs At a Glance Contract Report for 359408/0001 - September 2016

Name or company name	MR KP PATEL
Contract type name	GDS Contract
Purpose of contract	General
Contract start date	01/04/2006
Contract end date	

16/17 Contracted general activity (UDA)	4,579
Carry forward general activity (UDA)	48
16/17 Contracted orthodontic activity (UOA)	0
Carry forward orthodontic activity (UOA)	0
Baseline contract value	£115,552.12

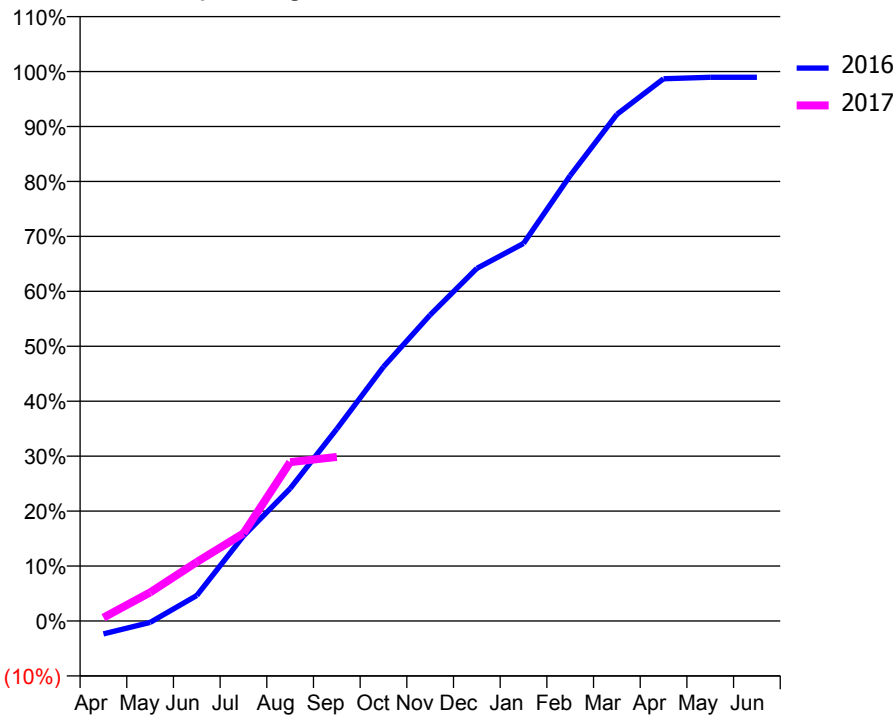
### ACCESS\*

Patients seen in 24 months	Total	Change since previous quarter
Quarter ending September 2015	1,078	
Quarter ending December 2015	1,091	→
Quarter ending March 2016	1,097	→
Quarter ending June 2016	1,097	→
Quarter ending September 2016	1,093	→
<b>Variance since September 2015</b>	<b>1.4%</b>	<b>→</b>



### ACTIVITY

Cumulative percentage of contracted UDA delivered 2016 & 2017



Month	Adjusted Scheduled Activity (UDA)	
	2016	2017
April	-108	28
May	-13	238
June	213	492
July	708	731
August	1,104	1,324
September	1,600	1,368
October	2,119	
November	2,550	
December	2,939	
January	3,147	
February	3,711	
March	4,222	
April	4,519	
May	4,531	
June	4,531	

### QUALITY

	Quantity	Base Number	Contract	AT	Region	England
% of FP17s for the same patient ID Re-attending within 3 months - Children	16	208	7.7%	9.8%	11.8%	12.4%
% of FP17s for the same patient ID Re-attending within 3 months - Adults	113	655	17.3%	15.8%	16.6%	16.7%
% of FP17s for the same patient ID Re-attending between 3 & 9 months - Children	148	208	71.2%	59.0%	60.2%	57.4%
% of FP17s for the same patient ID Re-attending between 3 & 9 months - Adults	463	655	70.7%	50.9%	52.0%	50.5%
% of FP17s for Band 1 Urgent Courses	69	764	9.0%	9.5%	9.4%	9.1%
% of FP17s Relating to Free Repair or Replacements	5	764	0.7%	0.6%	0.7%	0.8%
% of FP17s Relating to Continuations	10	764	1.3%	1.1%	1.2%	1.3%
% of Patients satisfied with the dentistry they have received	2	2	N/A	94.8%	93.6%	93.2%
% of Patients satisfied with the time they had to wait for an appointment	1	2	N/A	91.7%	89.1%	89.0%

\* This is based on patients treated on this contract for their most recent course of treatment. Figures in italics indicate the base number of FP17s or Patient Questionnaire responses are less than 100. N/A is shown where the base number of responses is less than 10 during the period. % is calculated as Quantity/Base number\*100

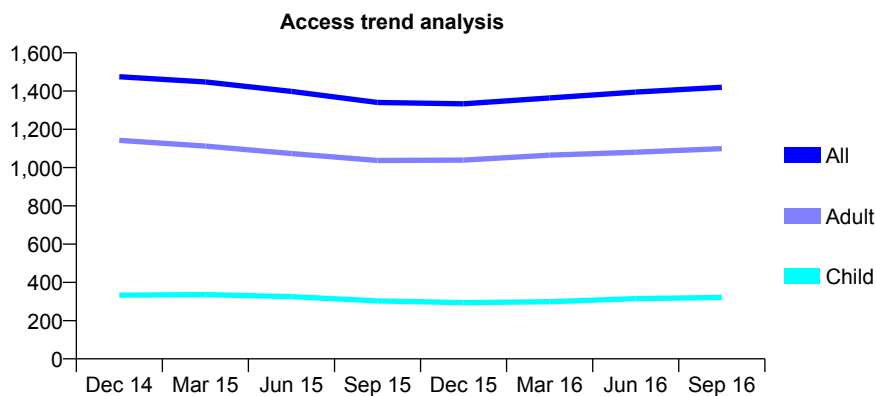
## Q68 - Vital Signs At a Glance Contract Report for 360724/0002 - September 2016

Name or company name	MR JC BARRETO RUBIO
Contract type name	GDS Contract
Purpose of contract	General
Contract start date	01/02/2008
Contract end date	

16/17 Contracted general activity (UDA)	5,000
Carry forward general activity (UDA)	0
16/17 Contracted orthodontic activity (UOA)	0
Carry forward orthodontic activity (UOA)	0
Baseline contract value	£106,600.00

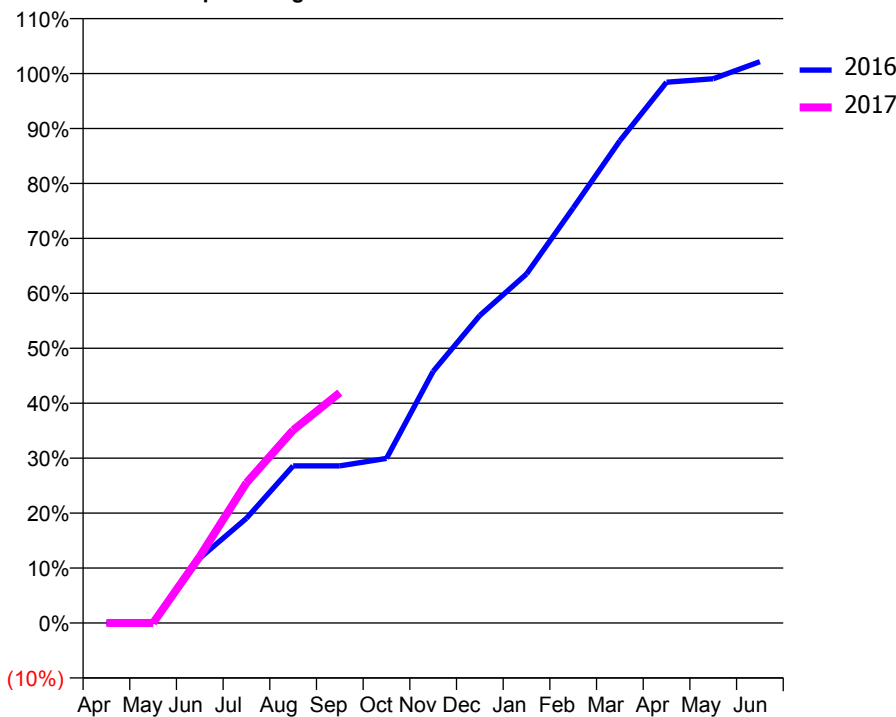
### ACCESS\*

Patients seen in 24 months	Total	Change since previous quarter
Quarter ending September 2015	1,340	
Quarter ending December 2015	1,333	→
Quarter ending March 2016	1,364	↑
Quarter ending June 2016	1,395	↑
Quarter ending September 2016	1,420	→
<b>Variance since September 2015</b>	<b>6.0%</b>	<b>↑</b>



### ACTIVITY

Cumulative percentage of contracted UDA delivered 2016 & 2017



Adjusted Scheduled Activity (UDA)

Month	2016	2017
April	0	0
May	0	1
June	544	606
July	877	1,276
August	1,315	1,755
September	1,315	2,096
October	1,378	
November	2,107	
December	2,575	
January	2,922	
February	3,475	
March	4,037	
April	4,527	
May	4,556	
June	4,699	

### QUALITY

	Quantity	Base Number	Contract	AT	Region	England
% of FP17s for the same patient ID Re-attending within 3 months - Children	19	219	8.7%	9.8%	11.8%	12.4%
% of FP17s for the same patient ID Re-attending within 3 months - Adults	145	792	18.3%	15.8%	16.6%	16.7%
% of FP17s for the same patient ID Re-attending between 3 & 9 months - Children	103	219	47.0%	59.0%	60.2%	57.4%
% of FP17s for the same patient ID Re-attending between 3 & 9 months - Adults	407	792	51.4%	50.9%	52.0%	50.5%
% of FP17s for Band 1 Urgent Courses	60	788	7.6%	9.5%	9.4%	9.1%
% of FP17s Relating to Free Repair or Replacements	1	788	0.1%	0.6%	0.7%	0.8%
% of FP17s Relating to Continuations	13	788	1.6%	1.1%	1.2%	1.3%
% of Patients satisfied with the dentistry they have received	1	1	N/A	94.8%	93.6%	93.2%
% of Patients satisfied with the time they had to wait for an appointment	1	1	N/A	91.7%	89.1%	89.0%

\* This is based on patients treated on this contract for their most recent course of treatment. Figures in italics indicate the base number of FP17s or Patient Questionnaire responses are less than 100. N/A is shown where the base number of responses is less than 10 during the period. % is calculated as Quantity/Base number\*100

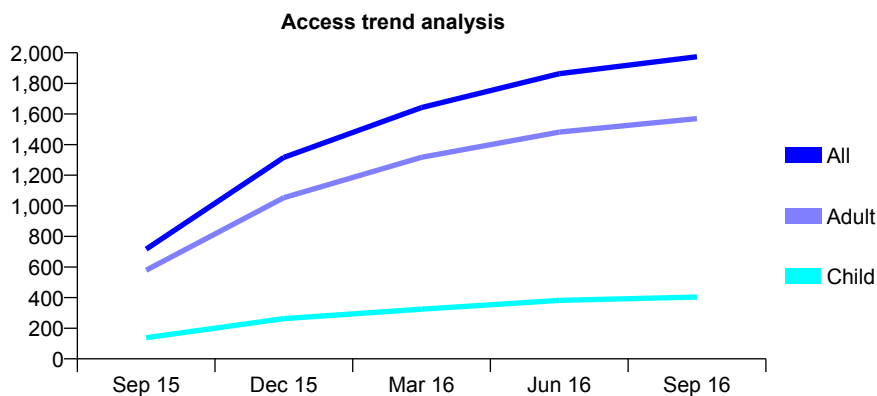
## Q68 - Vital Signs At a Glance Contract Report for 363863/0001 - September 2016

Name or company name	MR G BILLIS
Contract type name	GDS Contract
Purpose of contract	General
Contract start date	01/07/2015
Contract end date	

16/17 Contracted general activity (UDA)	6,000
Carry forward general activity (UDA)	-62
16/17 Contracted orthodontic activity (UOA)	0
Carry forward orthodontic activity (UOA)	0
Baseline contract value	£145,380.52

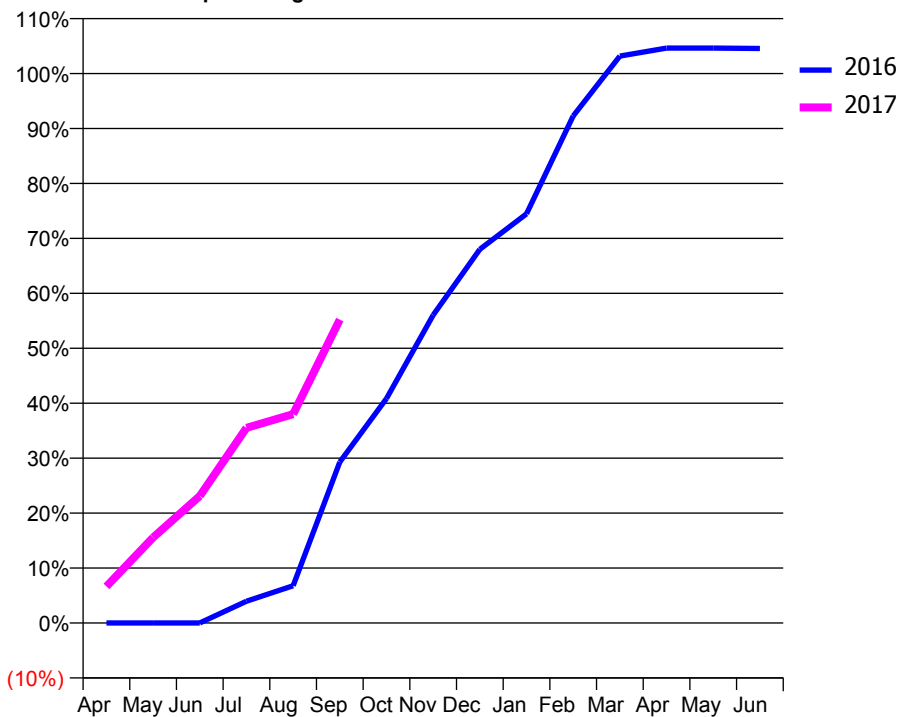
### ACCESS\*

Patients seen in 24 months	Total	Change since previous quarter
Quarter ending September 2015	717	
Quarter ending December 2015	1,316	↑
Quarter ending March 2016	1,642	↑
Quarter ending June 2016	1,864	↑
Quarter ending September 2016	1,974	↑
<b>Variance since September 2015</b>	<b>175.3%</b>	<b>↑</b>



### ACTIVITY

Cumulative percentage of contracted UDA delivered 2016 & 2017



Adjusted Scheduled Activity (UDA)

Month	2016	2017
April	0	400
May	0	934
June	0	1,387
July	178	2,131
August	303	2,281
September	1,311	3,314
October	1,828	
November	2,508	
December	3,043	
January	3,332	
February	4,128	
March	4,616	
April	4,681	
May	4,681	
June	4,678	

### QUALITY

	Quantity	Base Number	Contract	AT	Region	England
% of FP17s for the same patient ID Re-attending within 3 months - Children	17	317	5.4%	9.8%	11.8%	12.4%
% of FP17s for the same patient ID Re-attending within 3 months - Adults	148	1,211	12.2%	15.8%	16.6%	16.7%
% of FP17s for the same patient ID Re-attending between 3 & 9 months - Children	174	317	54.9%	59.0%	60.2%	57.4%
% of FP17s for the same patient ID Re-attending between 3 & 9 months - Adults	639	1,211	52.8%	50.9%	52.0%	50.5%
% of FP17s for Band 1 Urgent Courses	108	1,496	7.2%	9.5%	9.4%	9.1%
% of FP17s Relating to Free Repair or Replacements	7	1,496	0.5%	0.6%	0.7%	0.8%
% of FP17s Relating to Continuations	22	1,496	1.5%	1.1%	1.2%	1.3%
% of Patients satisfied with the dentistry they have received	5	5	N/A	94.8%	93.6%	93.2%
% of Patients satisfied with the time they had to wait for an appointment	4	5	N/A	91.7%	89.1%	89.0%

\* This is based on patients treated on this contract for their most recent course of treatment. Figures in italics indicate the base number of FP17s or Patient Questionnaire responses are less than 100. N/A is shown where the base number of responses is less than 10 during the period. % is calculated as Quantity/Base number\*100

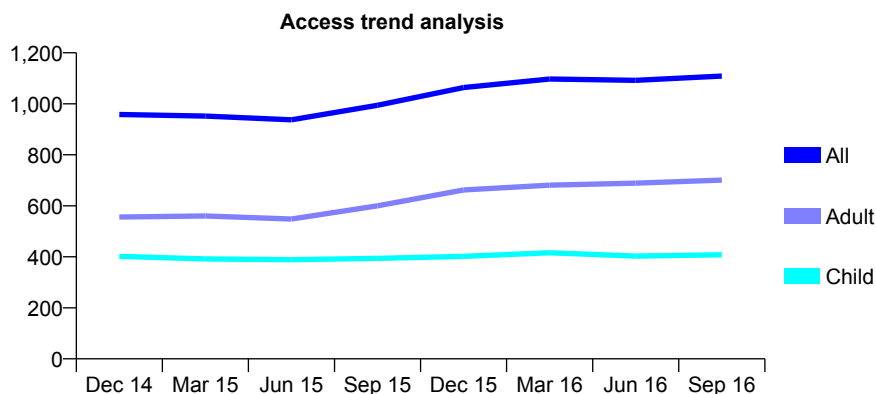
## Q68 - Vital Signs At a Glance Contract Report for 368156/0001 - September 2016

Name or company name	MRS N SRINIVASAN
Contract type name	GDS Contract
Purpose of contract	General
Contract start date	01/07/2011
Contract end date	

16/17 Contracted general activity (UDA)	2,265
Carry forward general activity (UDA)	-45
16/17 Contracted orthodontic activity (UOA)	0
Carry forward orthodontic activity (UOA)	0
Baseline contract value	£55,800.60

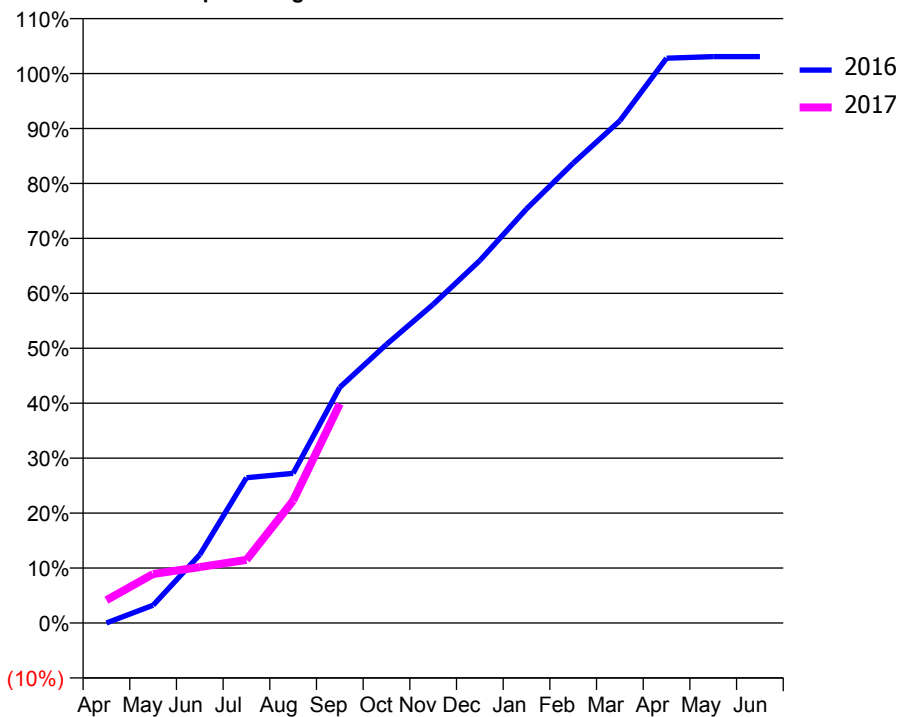
### ACCESS\*

Patients seen in 24 months	Total	Change since previous quarter
Quarter ending September 2015	994	
Quarter ending December 2015	1,064	↑
Quarter ending March 2016	1,097	↑
Quarter ending June 2016	1,092	→
Quarter ending September 2016	1,109	→
<b>Variance since September 2015</b>	<b>11.6%</b>	<b>↑</b>



### ACTIVITY

Cumulative percentage of contracted UDA delivered 2016 & 2017



Month	Adjusted Scheduled Activity (UDA)	
	2016	2017
April	0	94
May	73	202
June	282	230
July	599	260
August	617	504
September	971	903
October	1,148	
November	1,313	
December	1,494	
January	1,707	
February	1,896	
March	2,070	
April	2,328	
May	2,335	
June	2,335	

### QUALITY

	Quantity	Base Number	Contract	AT	Region	England
% of FP17s for the same patient ID Re-attending within 3 months - Children	5	268	1.9%	9.8%	11.8%	12.4%
% of FP17s for the same patient ID Re-attending within 3 months - Adults	41	440	9.3%	15.8%	16.6%	16.7%
% of FP17s for the same patient ID Re-attending between 3 & 9 months - Children	175	268	65.3%	59.0%	60.2%	57.4%
% of FP17s for the same patient ID Re-attending between 3 & 9 months - Adults	278	440	63.2%	50.9%	52.0%	50.5%
% of FP17s for Band 1 Urgent Courses	26	510	5.1%	9.5%	9.4%	9.1%
% of FP17s Relating to Free Repair or Replacements	0	510	0.0%	0.6%	0.7%	0.8%
% of FP17s Relating to Continuations	0	510	0.0%	1.1%	1.2%	1.3%
% of Patients satisfied with the dentistry they have received	2	2	N/A	94.8%	93.6%	93.2%
% of Patients satisfied with the time they had to wait for an appointment	2	2	N/A	91.7%	89.1%	89.0%

\* This is based on patients treated on this contract for their most recent course of treatment. Figures in italics indicate the base number of FP17s or Patient Questionnaire responses are less than 100. N/A is shown where the base number of responses is less than 10 during the period. % is calculated as Quantity/Base number\*100

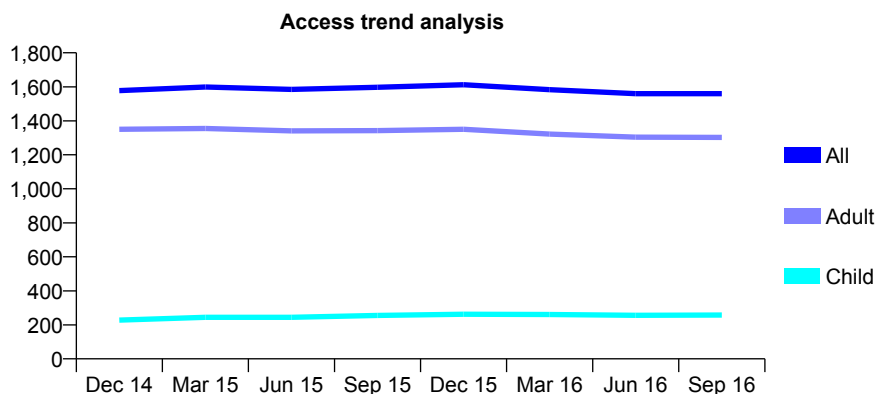
## Q68 - Vital Signs At a Glance Contract Report for 389382/0002 - September 2016

Name or company name	Crome and Fahami
Contract type name	GDS Contract
Purpose of contract	General
Contract start date	05/07/2006
Contract end date	

16/17 Contracted general activity (UDA)	4,100
Carry forward general activity (UDA)	0
16/17 Contracted orthodontic activity (UOA)	0
Carry forward orthodontic activity (UOA)	0
Baseline contract value	£141,021.39

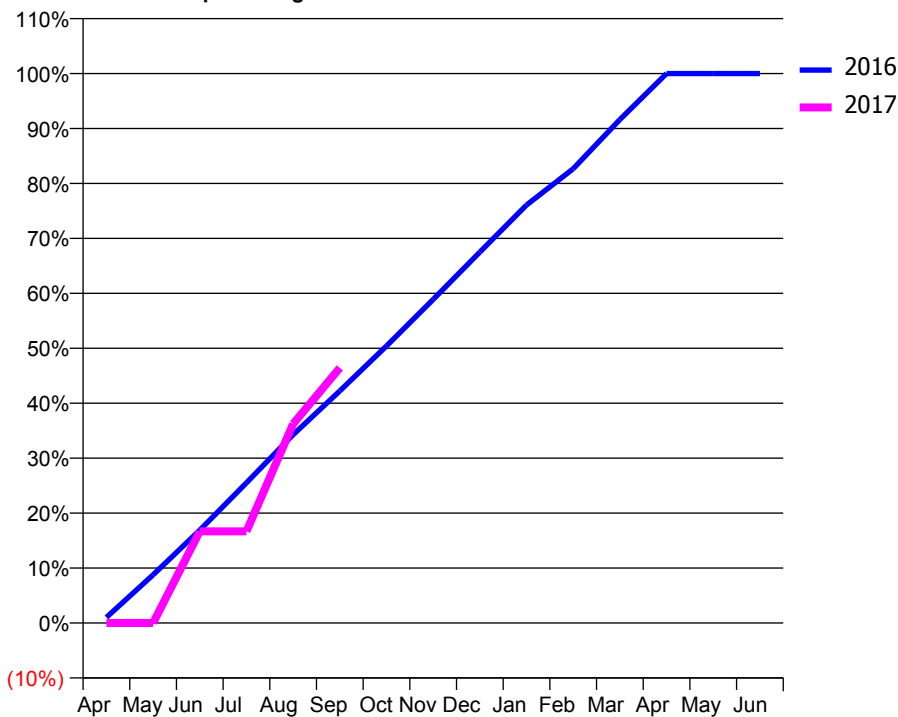
### ACCESS\*

Patients seen in 24 months	Total	Change since previous quarter
Quarter ending September 2015	1,597	
Quarter ending December 2015	1,612	→
Quarter ending March 2016	1,583	↓
Quarter ending June 2016	1,560	↓
Quarter ending September 2016	1,560	→
<b>Variance since September 2015</b>	<b>(2.3%)</b>	<b>↓</b>



### ACTIVITY

Cumulative percentage of contracted UDA delivered 2016 & 2017



Adjusted Scheduled Activity (UDA)

Month	2016	2017
April	42	0
May	360	0
June	693	684
July	1,046	684
August	1,405	1,486
September	1,732	1,904
October	2,067	
November	2,414	
December	2,767	
January	3,119	
February	3,389	
March	3,756	
April	4,100	
May	4,100	
June	4,100	

### QUALITY

	Quantity	Base Number	Contract	AT	Region	England
% of FP17s for the same patient ID Re-attending within 3 months - Children	2	128	1.6%	9.8%	11.8%	12.4%
% of FP17s for the same patient ID Re-attending within 3 months - Adults	105	745	14.1%	15.8%	16.6%	16.7%
% of FP17s for the same patient ID Re-attending between 3 & 9 months - Children	28	128	21.9%	59.0%	60.2%	57.4%
% of FP17s for the same patient ID Re-attending between 3 & 9 months - Adults	213	745	28.6%	50.9%	52.0%	50.5%
% of FP17s for Band 1 Urgent Courses	115	731	15.7%	9.5%	9.4%	9.1%
% of FP17s Relating to Free Repair or Replacements	0	731	0.0%	0.6%	0.7%	0.8%
% of FP17s Relating to Continuations	0	731	0.0%	1.1%	1.2%	1.3%
% of Patients satisfied with the dentistry they have received	2	2	N/A	94.8%	93.6%	93.2%
% of Patients satisfied with the time they had to wait for an appointment	2	2	N/A	91.7%	89.1%	89.0%

\* This is based on patients treated on this contract for their most recent course of treatment. Figures in italics indicate the base number of FP17s or Patient Questionnaire responses are less than 100. N/A is shown where the base number of responses is less than 10 during the period. % is calculated as Quantity/Base number\*100

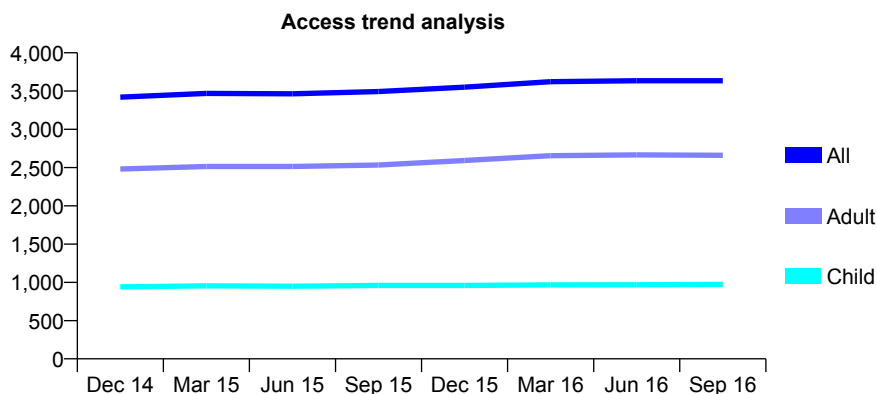
## Q68 - Vital Signs At a Glance Contract Report for 396710/0001 - September 2016

Name or company name	MR CG BUCK
Contract type name	GDS Contract
Purpose of contract	General
Contract start date	01/04/2006
Contract end date	

16/17 Contracted general activity (UDA)	8,029
Carry forward general activity (UDA)	2
16/17 Contracted orthodontic activity (UOA)	0
Carry forward orthodontic activity (UOA)	0
Baseline contract value	£167,422.35

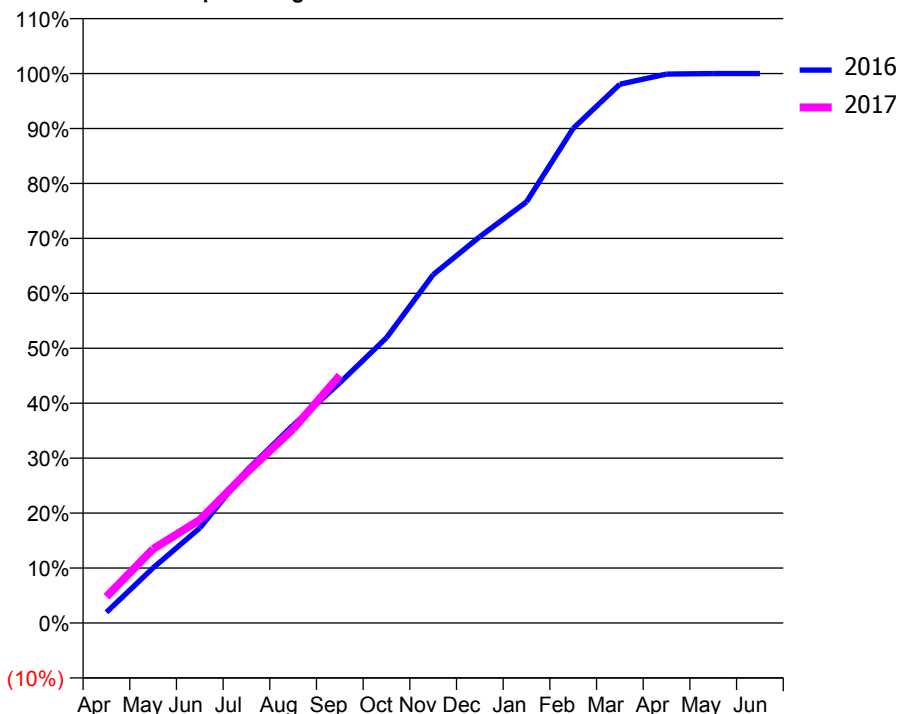
### ACCESS\*

Patients seen in 24 months	Total	Change since previous quarter
Quarter ending September 2015	3,494	
Quarter ending December 2015	3,551	→
Quarter ending March 2016	3,623	↑
Quarter ending June 2016	3,635	→
Quarter ending September 2016	3,634	→
<b>Variance since September 2015</b>	<b>4.0%</b>	<b>↑</b>



### ACTIVITY

Cumulative percentage of contracted UDA delivered 2016 & 2017



Month	Adjusted Scheduled Activity (UDA)	
	2016	2017
April	157	385
May	806	1,082
June	1,388	1,507
July	2,228	2,194
August	2,891	2,836
September	3,511	3,617
October	4,168	
November	5,091	
December	5,645	
January	6,154	
February	7,227	
March	7,872	
April	8,020	
May	8,027	
June	8,027	

### QUALITY

	Quantity	Base Number	Contract	AT	Region	England
% of FP17s for the same patient ID Re-attending within 3 months - Children	127	789	16.1%	9.8%	11.8%	12.4%
% of FP17s for the same patient ID Re-attending within 3 months - Adults	158	1,466	10.8%	15.8%	16.6%	16.7%
% of FP17s for the same patient ID Re-attending between 3 & 9 months - Children	400	789	50.7%	59.0%	60.2%	57.4%
% of FP17s for the same patient ID Re-attending between 3 & 9 months - Adults	599	1,466	40.9%	50.9%	52.0%	50.5%
% of FP17s for Band 1 Urgent Courses	95	2,170	4.4%	9.5%	9.4%	9.1%
% of FP17s Relating to Free Repair or Replacements	13	2,170	0.6%	0.6%	0.7%	0.8%
% of FP17s Relating to Continuations	20	2,170	0.9%	1.1%	1.2%	1.3%
% of Patients satisfied with the dentistry they have received	5	5	N/A	94.8%	93.6%	93.2%
% of Patients satisfied with the time they had to wait for an appointment	5	5	N/A	91.7%	89.1%	89.0%

\* This is based on patients treated on this contract for their most recent course of treatment. Figures in italics indicate the base number of FP17s or Patient Questionnaire responses are less than 100. N/A is shown where the base number of responses is less than 10 during the period. % is calculated as Quantity/Base number\*100



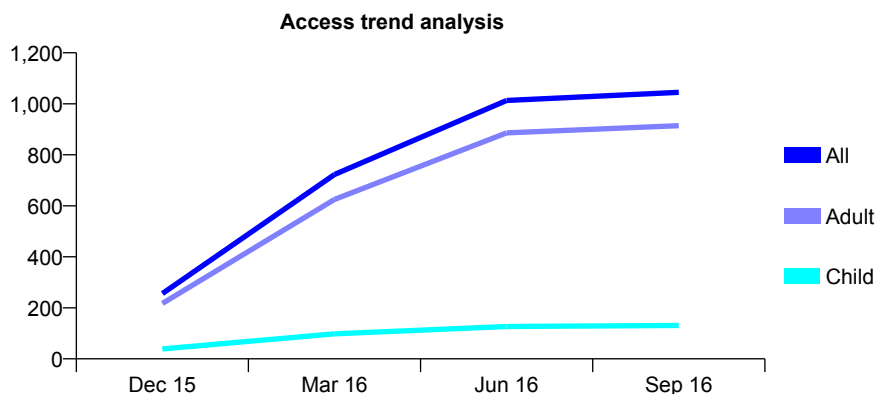
## Q68 - Vital Signs At a Glance Contract Report for 398144/0002 - September 2016

Name or company name	MISS DR BECKER
Contract type name	GDS Contract
Purpose of contract	General
Contract start date	01/11/2015
Contract end date	

16/17 Contracted general activity (UDA)	4,156
Carry forward general activity (UDA)	-83
16/17 Contracted orthodontic activity (UOA)	0
Carry forward orthodontic activity (UOA)	0
Baseline contract value	£113,522.34

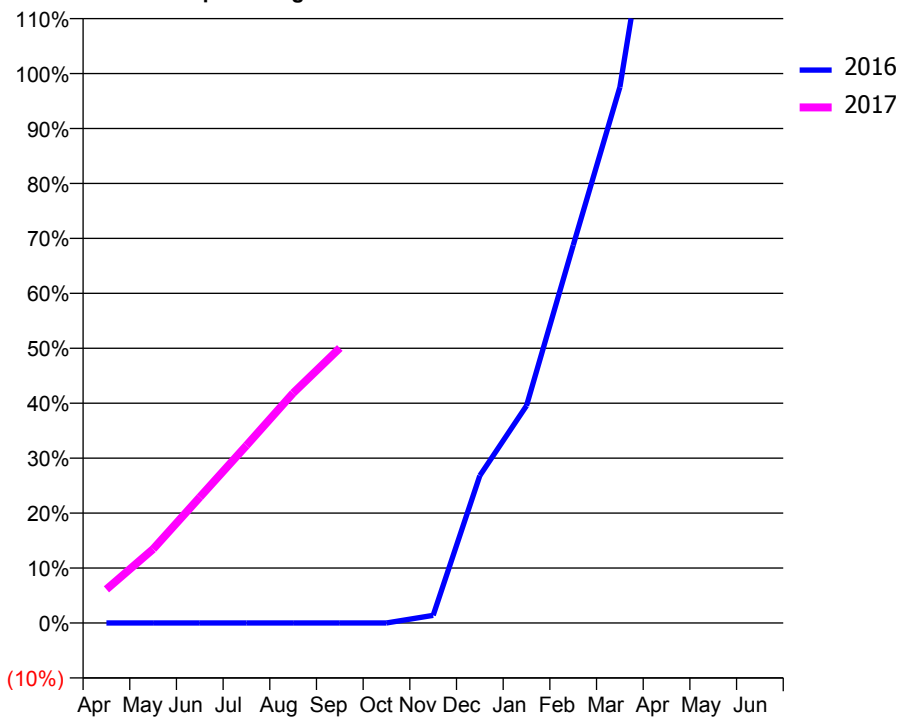
### ACCESS\*

Patients seen in 24 months	Total	Change since previous quarter
Quarter ending September 2015	0	
Quarter ending December 2015	256	↑
Quarter ending March 2016	723	↑
Quarter ending June 2016	1,013	↑
Quarter ending September 2016	1,045	↑
<b>Variance since September 2015</b>	N/A	



### ACTIVITY

Cumulative percentage of contracted UDA delivered 2016 & 2017



Month	Adjusted Scheduled Activity (UDA)	
	2016	2017
April	0	255
May	0	559
June	0	951
July	0	1,343
August	0	1,739
September	0	2,080
October	0	
November	24	
December	465	
January	685	
February	1,190	
March	1,689	
April	2,582	
May	2,615	
June	2,649	

### QUALITY

	Quantity	Base Number	Contract	AT	Region	England
% of FP17s for the same patient ID Re-attending within 3 months - Children	15	131	11.5%	9.8%	11.8%	12.4%
% of FP17s for the same patient ID Re-attending within 3 months - Adults	156	921	16.9%	15.8%	16.6%	16.7%
% of FP17s for the same patient ID Re-attending between 3 & 9 months - Children	49	131	37.4%	59.0%	60.2%	57.4%
% of FP17s for the same patient ID Re-attending between 3 & 9 months - Adults	342	921	37.1%	50.9%	52.0%	50.5%
% of FP17s for Band 1 Urgent Courses	77	738	10.4%	9.5%	9.4%	9.1%
% of FP17s Relating to Free Repair or Replacements	1	738	0.1%	0.6%	0.7%	0.8%
% of FP17s Relating to Continuations	5	738	0.7%	1.1%	1.2%	1.3%
% of Patients satisfied with the dentistry they have received	1	1	N/A	94.8%	93.6%	93.2%
% of Patients satisfied with the time they had to wait for an appointment	1	1	N/A	91.7%	89.1%	89.0%

\* This is based on patients treated on this contract for their most recent course of treatment. Figures in italics indicate the base number of FP17s or Patient Questionnaire responses are less than 100. N/A is shown where the base number of responses is less than 10 during the period. % is calculated as Quantity/Base number\*100

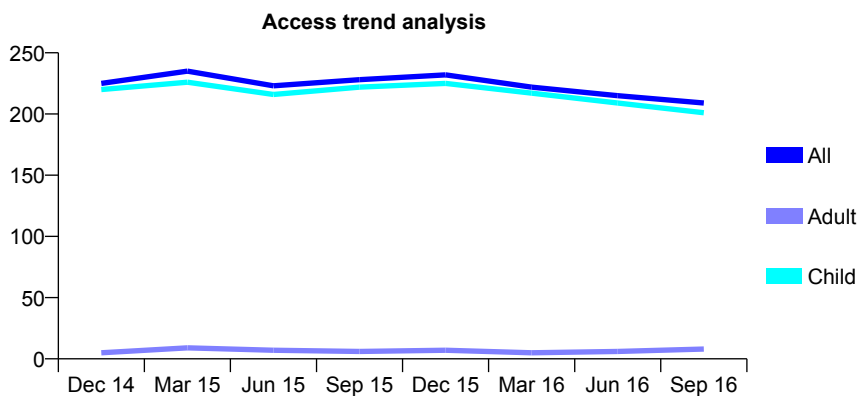
## Q68 - Vital Signs At a Glance Contract Report for 557056/0002 - September 2016

Name or company name	MR S URDANG
Contract type name	GDS Contract
Purpose of contract	General
Contract start date	02/07/2008
Contract end date	

16/17 Contracted general activity (UDA)	400
Carry forward general activity (UDA)	0
16/17 Contracted orthodontic activity (UOA)	0
Carry forward orthodontic activity (UOA)	0
Baseline contract value	£9,015.29

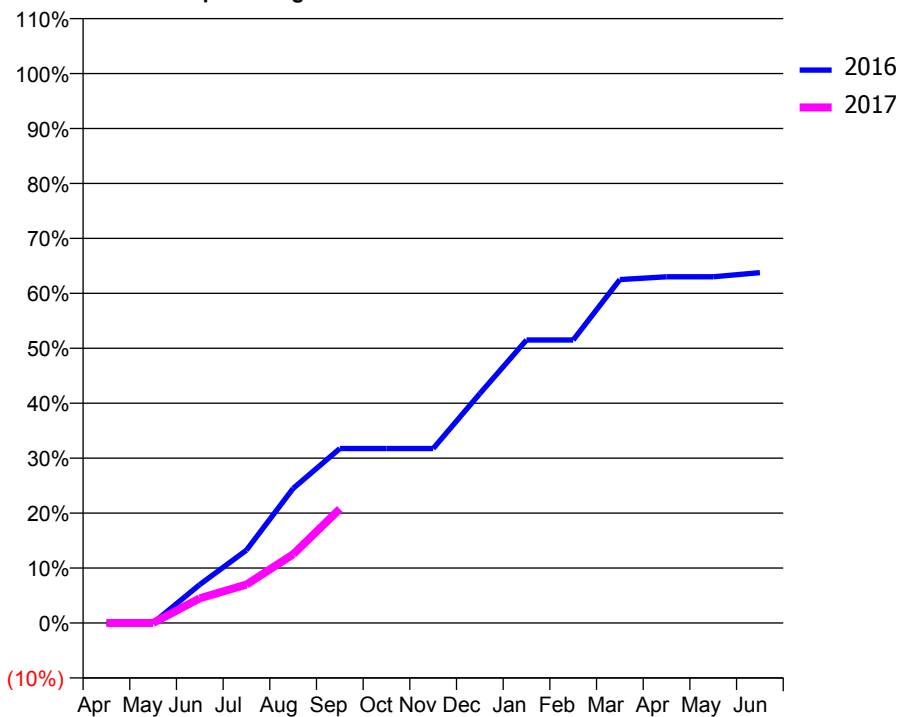
### ACCESS\*

Patients seen in 24 months	Total	Change since previous quarter
Quarter ending September 2015	228	
Quarter ending December 2015	232	→
Quarter ending March 2016	222	↓
Quarter ending June 2016	215	↓
Quarter ending September 2016	209	↓
<b>Variance since September 2015</b>	<b>(8.3%)</b>	<b>↓</b>



### ACTIVITY

Cumulative percentage of contracted UDA delivered 2016 & 2017



Month	Adjusted Scheduled Activity (UDA)	
	2016	2017
April	0	0
May	0	0
June	28	18
July	53	28
August	98	50
September	127	83
October	127	
November	127	
December	167	
January	206	
February	206	
March	250	
April	252	
May	252	
June	255	

### QUALITY

	Quantity	Base Number	Contract	AT	Region	England
% of FP17s for the same patient ID Re-attending within 3 months - Children	0	85	0.0%	9.8%	11.8%	12.4%
% of FP17s for the same patient ID Re-attending within 3 months - Adults	0	0	N/A	15.8%	16.6%	16.7%
% of FP17s for the same patient ID Re-attending between 3 & 9 months - Children	36	85	42.4%	59.0%	60.2%	57.4%
% of FP17s for the same patient ID Re-attending between 3 & 9 months - Adults	0	0	N/A	50.9%	52.0%	50.5%
% of FP17s for Band 1 Urgent Courses	0	71	0.0%	9.5%	9.4%	9.1%
% of FP17s Relating to Free Repair or Replacements	0	71	0.0%	0.6%	0.7%	0.8%
% of FP17s Relating to Continuations	0	71	0.0%	1.1%	1.2%	1.3%
% of Patients satisfied with the dentistry they have received	0	0	N/A	94.8%	93.6%	93.2%
% of Patients satisfied with the time they had to wait for an appointment	0	0	N/A	91.7%	89.1%	89.0%

\* This is based on patients treated on this contract for their most recent course of treatment. Figures in italics indicate the base number of FP17s or Patient Questionnaire responses are less than 100. N/A is shown where the base number of responses is less than 10 during the period. % is calculated as Quantity/Base number\*100

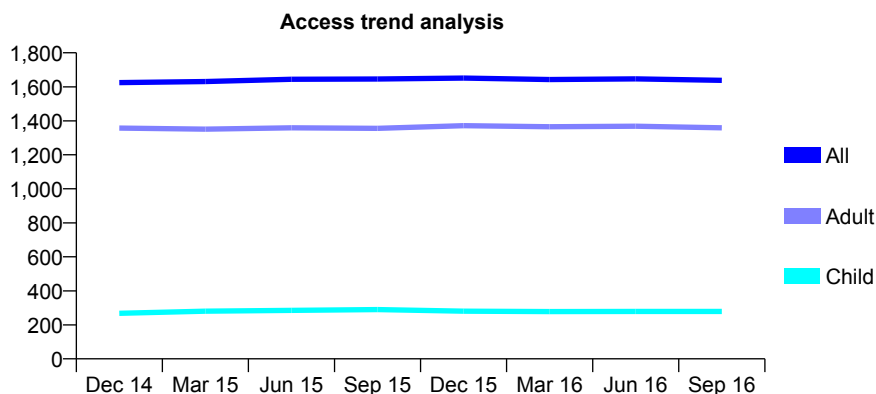
## Q68 - Vital Signs At a Glance Contract Report for 558222/0005 - September 2016

Name or company name	MR NJ VAID
Contract type name	GDS Contract
Purpose of contract	General
Contract start date	01/04/2011
Contract end date	

16/17 Contracted general activity (UDA)	5,235
Carry forward general activity (UDA)	106
16/17 Contracted orthodontic activity (UOA)	0
Carry forward orthodontic activity (UOA)	0
Baseline contract value	£121,761.14

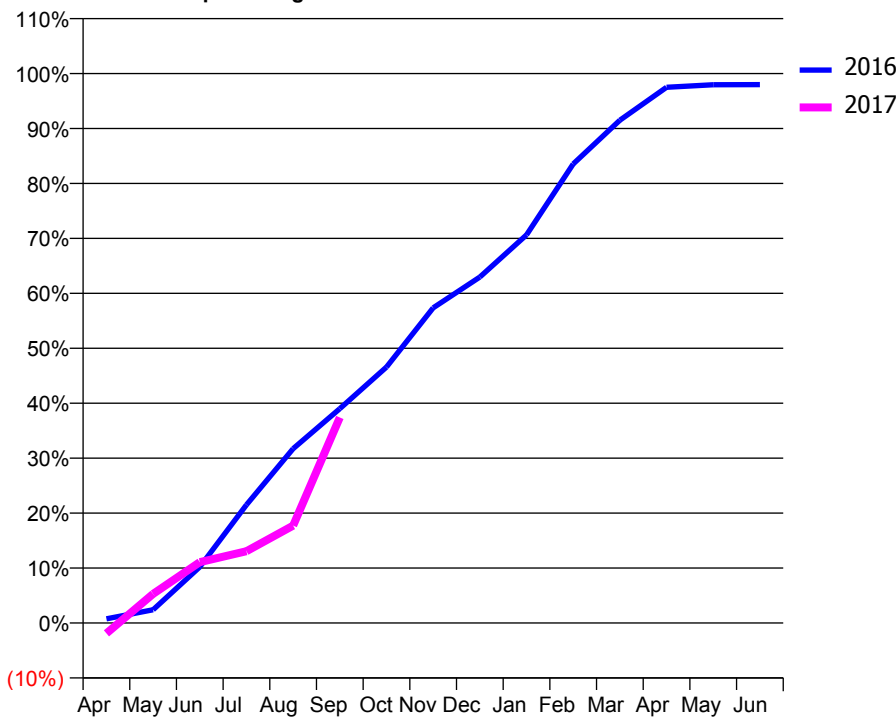
### ACCESS\*

Patients seen in 24 months	Total	Change since previous quarter
Quarter ending September 2015	1,646	
Quarter ending December 2015	1,651	→
Quarter ending March 2016	1,643	→
Quarter ending June 2016	1,647	→
Quarter ending September 2016	1,638	→
<b>Variance since September 2015</b>	<b>(0.5%)</b>	→



### ACTIVITY

Cumulative percentage of contracted UDA delivered 2016 & 2017



Month	Adjusted Scheduled Activity (UDA)	
	2016	2017
April	40	-100
May	126	278
June	534	580
July	1,127	684
August	1,661	928
September	2,042	1,958
October	2,439	
November	3,002	
December	3,297	
January	3,697	
February	4,373	
March	4,790	
April	5,104	
May	5,128	
June	5,129	

### QUALITY

	Quantity	Base Number	Contract	AT	Region	England
% of FP17s for the same patient ID Re-attending within 3 months - Children	20	215	9.3%	9.8%	11.8%	12.4%
% of FP17s for the same patient ID Re-attending within 3 months - Adults	235	1,132	20.8%	15.8%	16.6%	16.7%
% of FP17s for the same patient ID Re-attending between 3 & 9 months - Children	151	215	70.2%	59.0%	60.2%	57.4%
% of FP17s for the same patient ID Re-attending between 3 & 9 months - Adults	717	1,132	63.3%	50.9%	52.0%	50.5%
% of FP17s for Band 1 Urgent Courses	104	1,157	9.0%	9.5%	9.4%	9.1%
% of FP17s Relating to Free Repair or Replacements	10	1,157	0.9%	0.6%	0.7%	0.8%
% of FP17s Relating to Continuations	34	1,157	2.9%	1.1%	1.2%	1.3%
% of Patients satisfied with the dentistry they have received	3	3	N/A	94.8%	93.6%	93.2%
% of Patients satisfied with the time they had to wait for an appointment	3	3	N/A	91.7%	89.1%	89.0%

\* This is based on patients treated on this contract for their most recent course of treatment. Figures in italics indicate the base number of FP17s or Patient Questionnaire responses are less than 100. N/A is shown where the base number of responses is less than 10 during the period. % is calculated as Quantity/Base number\*100

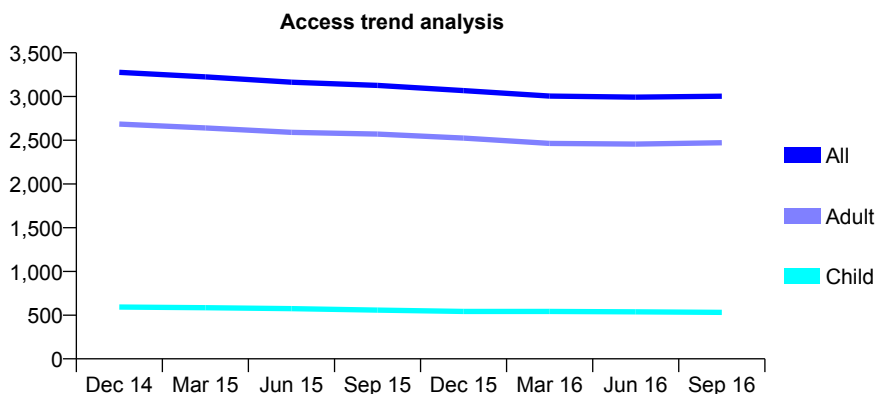
## Q68 - Vital Signs At a Glance Contract Report for 558222/0006 - September 2016

Name or company name	MR NJ VAID
Contract type name	GDS Contract
Purpose of contract	General
Contract start date	01/04/2011
Contract end date	

16/17 Contracted general activity (UDA)	10,603
Carry forward general activity (UDA)	0
16/17 Contracted orthodontic activity (UOA)	0
Carry forward orthodontic activity (UOA)	0
Baseline contract value	£267,789.94

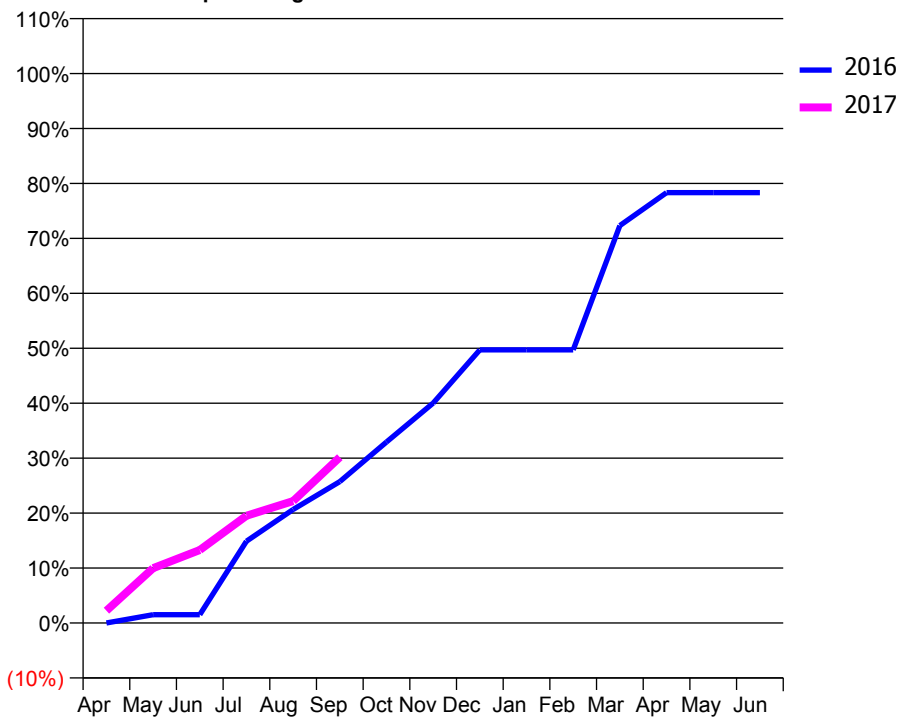
### ACCESS\*

Patients seen in 24 months	Total	Change since previous quarter
Quarter ending September 2015	3,127	
Quarter ending December 2015	3,067	↓
Quarter ending March 2016	3,005	↓
Quarter ending June 2016	2,993	→
Quarter ending September 2016	3,003	→
<b>Variance since September 2015</b>	<b>(4.0%)</b>	<b>↓</b>



### ACTIVITY

Cumulative percentage of contracted UDA delivered 2016 & 2017



Adjusted Scheduled Activity (UDA)

Month	2016	2017
April	0	238
May	162	1,058
June	162	1,409
July	1,579	2,071
August	2,190	2,354
September	2,730	3,201
October	3,492	
November	4,245	
December	5,270	
January	5,270	
February	5,270	
March	7,670	
April	8,304	
May	8,304	
June	8,304	

### QUALITY

	Quantity	Base Number	Contract	AT	Region	England
% of FP17s for the same patient ID Re-attending within 3 months - Children	38	458	8.3%	9.8%	11.8%	12.4%
% of FP17s for the same patient ID Re-attending within 3 months - Adults	336	1,999	16.8%	15.8%	16.6%	16.7%
% of FP17s for the same patient ID Re-attending between 3 & 9 months - Children	320	458	69.9%	59.0%	60.2%	57.4%
% of FP17s for the same patient ID Re-attending between 3 & 9 months - Adults	1,124	1,999	56.2%	50.9%	52.0%	50.5%
% of FP17s for Band 1 Urgent Courses	143	1,669	8.6%	9.5%	9.4%	9.1%
% of FP17s Relating to Free Repair or Replacements	21	1,669	1.3%	0.6%	0.7%	0.8%
% of FP17s Relating to Continuations	18	1,669	1.1%	1.1%	1.2%	1.3%
% of Patients satisfied with the dentistry they have received	12	13	92.3%	94.8%	93.6%	93.2%
% of Patients satisfied with the time they had to wait for an appointment	11	13	84.6%	91.7%	89.1%	89.0%

\* This is based on patients treated on this contract for their most recent course of treatment. Figures in italics indicate the base number of FP17s or Patient Questionnaire responses are less than 100. N/A is shown where the base number of responses is less than 10 during the period. % is calculated as Quantity/Base number\*100

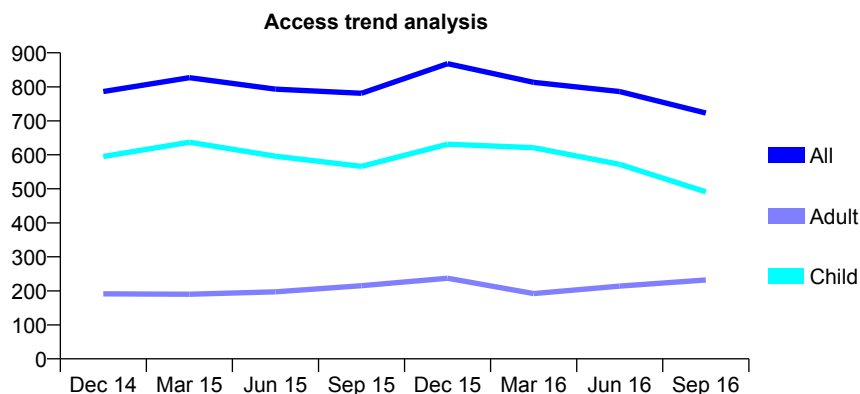
## Q68 - Vital Signs At a Glance Contract Report for 558745/0004 - September 2016

Name or company name	MR VH WIFFEN
Contract type name	GDS Contract
Purpose of contract	General
Contract start date	01/06/2010
Contract end date	

16/17 Contracted general activity (UDA)	1,532
Carry forward general activity (UDA)	-6
16/17 Contracted orthodontic activity (UOA)	0
Carry forward orthodontic activity (UOA)	0
Baseline contract value	£43,486.13

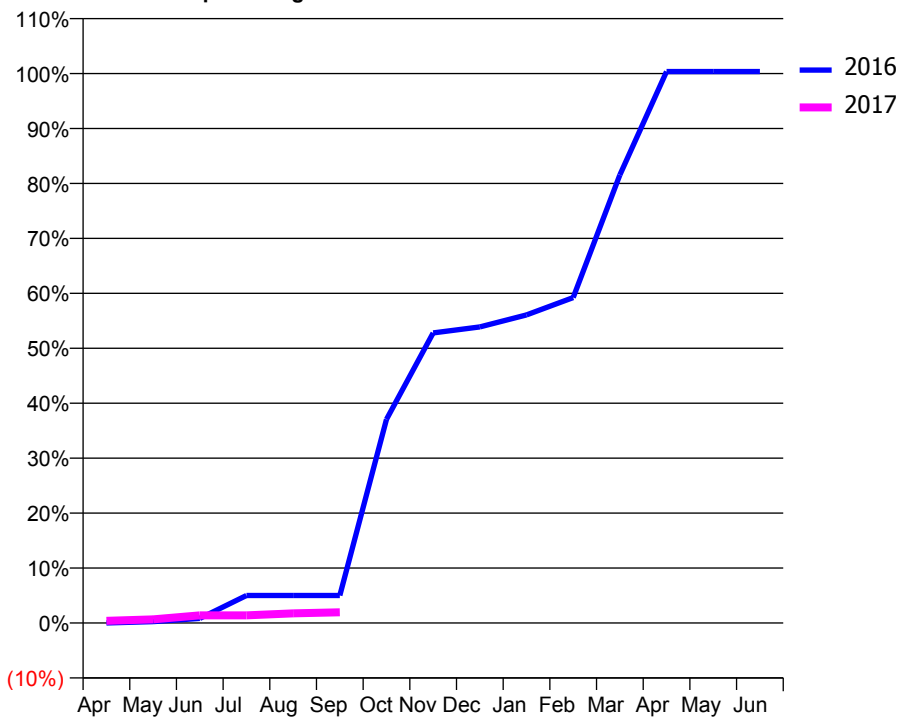
### ACCESS\*

Patients seen in 24 months	Total	Change since previous quarter
Quarter ending September 2015	781	
Quarter ending December 2015	868	↑
Quarter ending March 2016	813	↓
Quarter ending June 2016	786	↓
Quarter ending September 2016	723	↓
<b>Variance since September 2015</b>	<b>(7.4%)</b>	<b>↓</b>



### ACTIVITY

Cumulative percentage of contracted UDA delivered 2016 & 2017



Month	Adjusted Scheduled Activity (UDA)	
	2016	2017
April	0	6
May	4	10
June	13	21
July	77	21
August	77	27
September	77	30
October	568	
November	809	
December	826	
January	859	
February	907	
March	1,249	
April	1,538	
May	1,538	
June	1,538	

### QUALITY

	Quantity	Base Number	Contract	AT	Region	England
% of FP17s for the same patient ID Re-attending within 3 months - Children	14	182	7.7%	9.8%	11.8%	12.4%
% of FP17s for the same patient ID Re-attending within 3 months - Adults	0	60	0.0%	15.8%	16.6%	16.7%
% of FP17s for the same patient ID Re-attending between 3 & 9 months - Children	120	182	65.9%	59.0%	60.2%	57.4%
% of FP17s for the same patient ID Re-attending between 3 & 9 months - Adults	49	60	81.7%	50.9%	52.0%	50.5%
% of FP17s for Band 1 Urgent Courses	9	18	50.0%	9.5%	9.4%	9.1%
% of FP17s Relating to Free Repair or Replacements	0	18	0.0%	0.6%	0.7%	0.8%
% of FP17s Relating to Continuations	0	18	0.0%	1.1%	1.2%	1.3%
% of Patients satisfied with the dentistry they have received	0	0	N/A	94.8%	93.6%	93.2%
% of Patients satisfied with the time they had to wait for an appointment	0	0	N/A	91.7%	89.1%	89.0%

\* This is based on patients treated on this contract for their most recent course of treatment. Figures in italics indicate the base number of FP17s or Patient Questionnaire responses are less than 100. N/A is shown where the base number of responses is less than 10 during the period. % is calculated as Quantity/Base number\*100

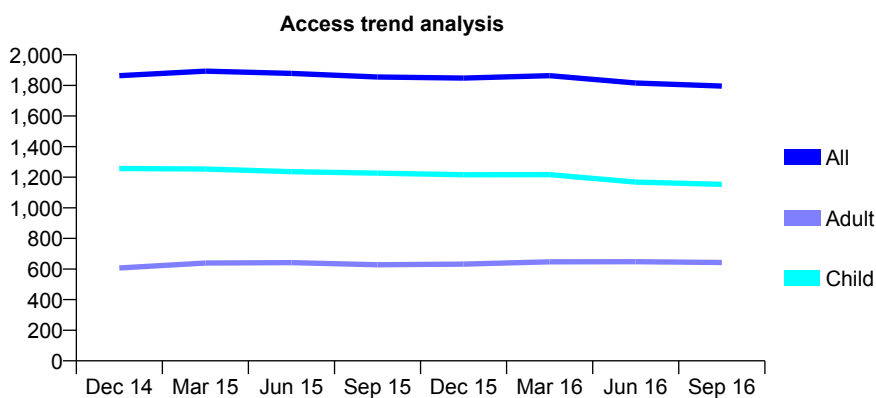
## Q68 - Vital Signs At a Glance Contract Report for 565113/0001 - September 2016

Name or company name	MR MA PARKER
Contract type name	GDS Contract
Purpose of contract	General
Contract start date	01/04/2006
Contract end date	

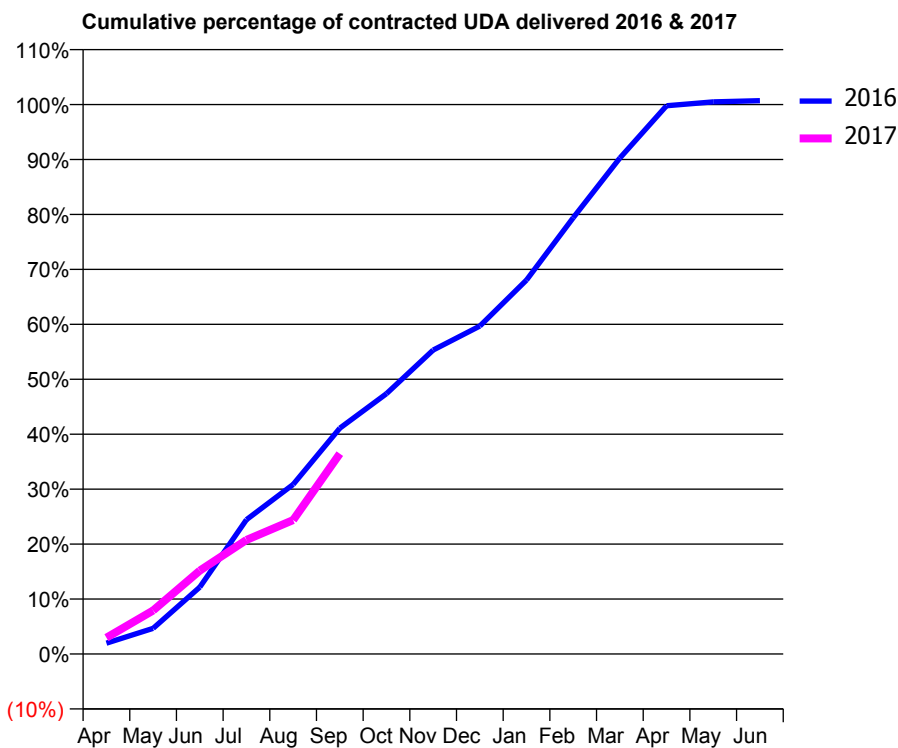
16/17 Contracted general activity (UDA)	3,272
Carry forward general activity (UDA)	-22
16/17 Contracted orthodontic activity (UOA)	0
Carry forward orthodontic activity (UOA)	0
Baseline contract value	£72,710.38

### ACCESS\*

Patients seen in 24 months	Total	Change since previous quarter
Quarter ending September 2015	1,855	
Quarter ending December 2015	1,848	→
Quarter ending March 2016	1,864	→
Quarter ending June 2016	1,816	↓
Quarter ending September 2016	1,796	↓
<b>Variance since September 2015</b>	<b>(3.2%)</b>	<b>↓</b>



### ACTIVITY



Adjusted Scheduled Activity (UDA)		
Month	2016	2017
April	65	97
May	153	259
June	398	497
July	800	679
August	1,010	798
September	1,345	1,193
October	1,550	
November	1,810	
December	1,953	
January	2,227	
February	2,598	
March	2,954	
April	3,264	
May	3,287	
June	3,294	

### QUALITY

	Quantity	Base Number	Contract	AT	Region	England
% of FP17s for the same patient ID Re-attending within 3 months - Children	33	702	4.7%	9.8%	11.8%	12.4%
% of FP17s for the same patient ID Re-attending within 3 months - Adults	13	234	5.6%	15.8%	16.6%	16.7%
% of FP17s for the same patient ID Re-attending between 3 & 9 months - Children	390	702	55.6%	59.0%	60.2%	57.4%
% of FP17s for the same patient ID Re-attending between 3 & 9 months - Adults	72	234	30.8%	50.9%	52.0%	50.5%
% of FP17s for Band 1 Urgent Courses	24	752	3.2%	9.5%	9.4%	9.1%
% of FP17s Relating to Free Repair or Replacements	5	752	0.7%	0.6%	0.7%	0.8%
% of FP17s Relating to Continuations	3	752	0.4%	1.1%	1.2%	1.3%
% of Patients satisfied with the dentistry they have received	0	0	N/A	94.8%	93.6%	93.2%
% of Patients satisfied with the time they had to wait for an appointment	0	0	N/A	91.7%	89.1%	89.0%

\* This is based on patients treated on this contract for their most recent course of treatment. Figures in italics indicate the base number of FP17s or Patient Questionnaire responses are less than 100. N/A is shown where the base number of responses is less than 10 during the period. % is calculated as Quantity/Base number\*100

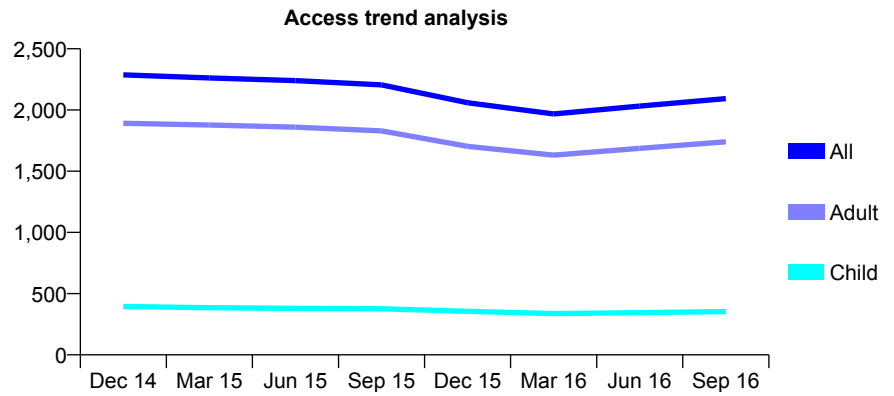
## Q68 - Vital Signs At a Glance Contract Report for 567612/0001 - September 2016

Name or company name	MR AM SINGER
Contract type name	GDS Contract
Purpose of contract	General
Contract start date	01/04/2006
Contract end date	

16/17 Contracted general activity (UDA)	7,509
Carry forward general activity (UDA)	0
16/17 Contracted orthodontic activity (UOA)	0
Carry forward orthodontic activity (UOA)	0
Baseline contract value	£169,813.16

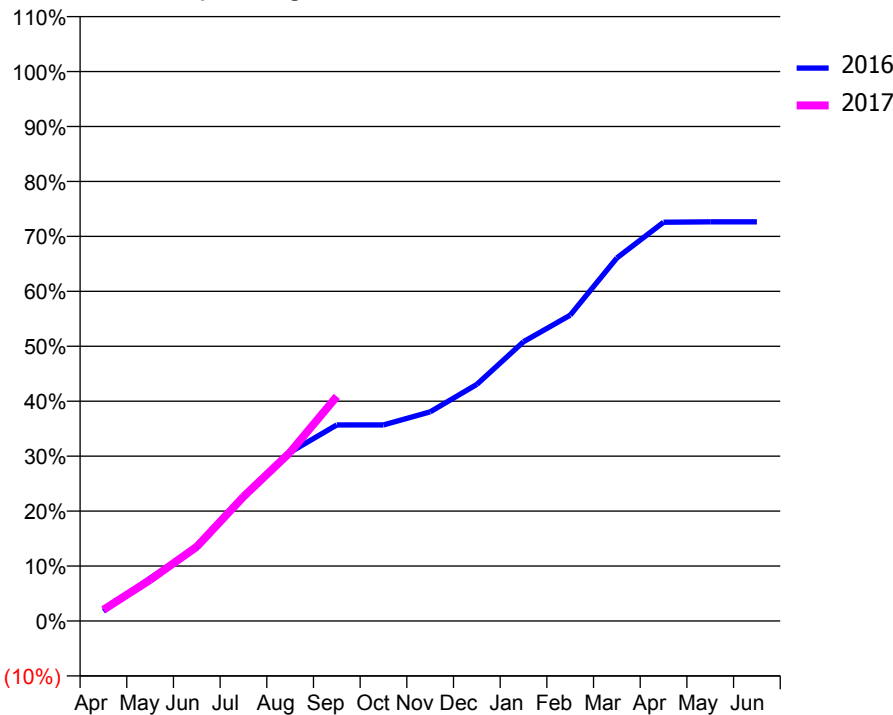
### ACCESS\*

Patients seen in 24 months	Total	Change since previous quarter
Quarter ending September 2015	2,205	
Quarter ending December 2015	2,059	↓
Quarter ending March 2016	1,968	↓
Quarter ending June 2016	2,032	↑
Quarter ending September 2016	2,093	↑
<b>Variance since September 2015</b>	<b>(5.1%)</b>	<b>↓</b>



### ACTIVITY

Cumulative percentage of contracted UDA delivered 2016 & 2017



Month	Adjusted Scheduled Activity (UDA)	
	2016	2017
April	133	154
May	586	562
June	1,000	1,016
July	1,689	1,699
August	2,306	2,306
September	2,680	3,069
October	2,680	
November	2,858	
December	3,233	
January	3,816	
February	4,179	
March	4,961	
April	5,450	
May	5,454	
June	5,454	

### QUALITY

	Quantity	Base Number	Contract	AT	Region	England
% of FP17s for the same patient ID Re-attending within 3 months - Children	9	271	3.3%	9.8%	11.8%	12.4%
% of FP17s for the same patient ID Re-attending within 3 months - Adults	259	1,413	18.3%	15.8%	16.6%	16.7%
% of FP17s for the same patient ID Re-attending between 3 & 9 months - Children	50	271	18.5%	59.0%	60.2%	57.4%
% of FP17s for the same patient ID Re-attending between 3 & 9 months - Adults	382	1,413	27.0%	50.9%	52.0%	50.5%
% of FP17s for Band 1 Urgent Courses	132	1,494	8.8%	9.5%	9.4%	9.1%
% of FP17s Relating to Free Repair or Replacements	33	1,494	2.2%	0.6%	0.7%	0.8%
% of FP17s Relating to Continuations	61	1,494	4.1%	1.1%	1.2%	1.3%
% of Patients satisfied with the dentistry they have received	4	4	N/A	94.8%	93.6%	93.2%
% of Patients satisfied with the time they had to wait for an appointment	4	4	N/A	91.7%	89.1%	89.0%

\* This is based on patients treated on this contract for their most recent course of treatment. Figures in italics indicate the base number of FP17s or Patient Questionnaire responses are less than 100. N/A is shown where the base number of responses is less than 10 during the period. % is calculated as Quantity/Base number\*100



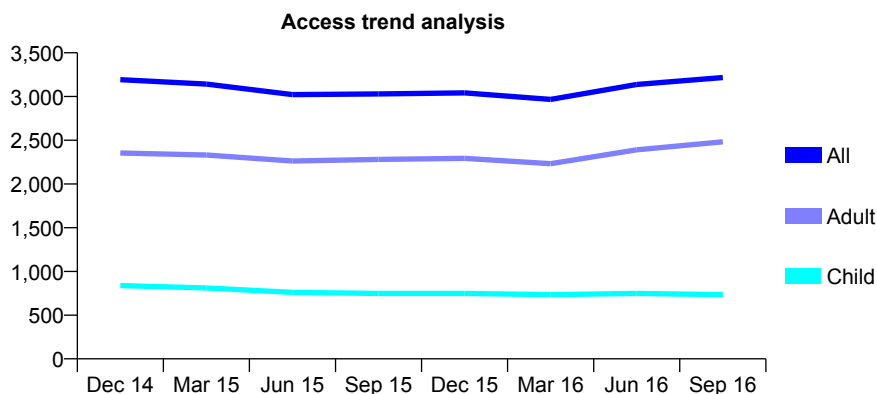
## Q68 - Vital Signs At a Glance Contract Report for 568171/0001 - September 2016

Name or company name	MR PJ IVE
Contract type name	GDS Contract
Purpose of contract	General
Contract start date	01/04/2006
Contract end date	

16/17 Contracted general activity (UDA)	9,000
Carry forward general activity (UDA)	0
16/17 Contracted orthodontic activity (UOA)	0
Carry forward orthodontic activity (UOA)	0
Baseline contract value	£200,031.10

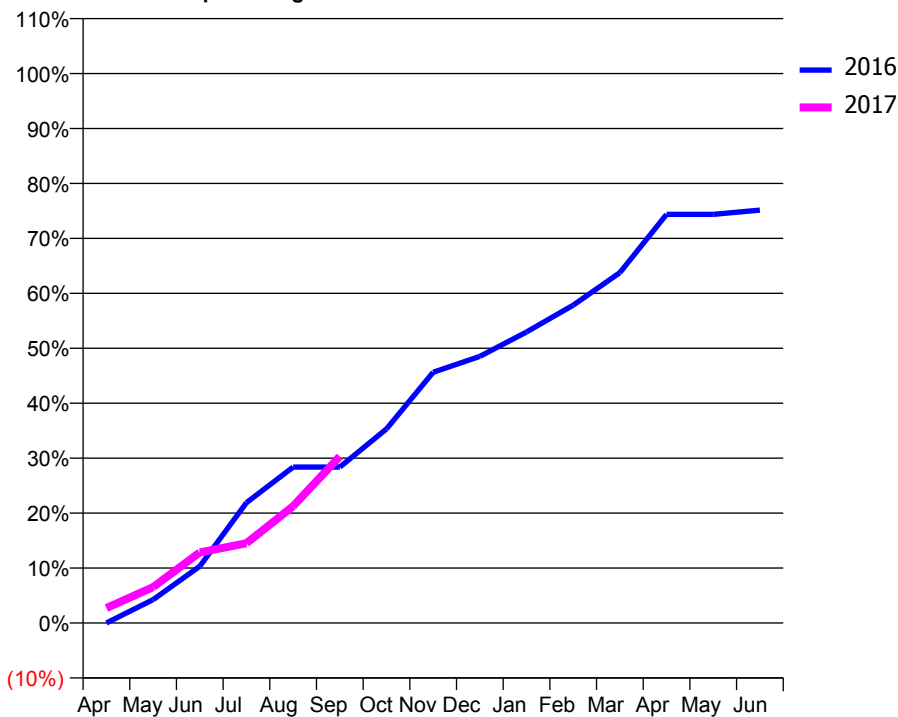
### ACCESS\*

Patients seen in 24 months	Total	Change since previous quarter
Quarter ending September 2015	3,029	
Quarter ending December 2015	3,041	→
Quarter ending March 2016	2,967	↓
Quarter ending June 2016	3,138	↑
Quarter ending September 2016	3,217	↑
<b>Variance since September 2015</b>	<b>6.2%</b>	<b>↑</b>



### ACTIVITY

Cumulative percentage of contracted UDA delivered 2016 & 2017



Adjusted Scheduled Activity (UDA)

Month	2016	2017
April	0	245
May	383	588
June	930	1,157
July	1,971	1,308
August	2,555	1,915
September	2,555	2,729
October	3,179	
November	4,106	
December	4,368	
January	4,766	
February	5,206	
March	5,738	
April	6,694	
May	6,694	
June	6,763	

### QUALITY

	Quantity	Base Number	Contract	AT	Region	England
% of FP17s for the same patient ID Re-attending within 3 months - Children	30	523	5.7%	9.8%	11.8%	12.4%
% of FP17s for the same patient ID Re-attending within 3 months - Adults	301	1,824	16.5%	15.8%	16.6%	16.7%
% of FP17s for the same patient ID Re-attending between 3 & 9 months - Children	233	523	44.6%	59.0%	60.2%	57.4%
% of FP17s for the same patient ID Re-attending between 3 & 9 months - Adults	543	1,824	29.8%	50.9%	52.0%	50.5%
% of FP17s for Band 1 Urgent Courses	255	1,490	17.1%	9.5%	9.4%	9.1%
% of FP17s Relating to Free Repair or Replacements	14	1,490	0.9%	0.6%	0.7%	0.8%
% of FP17s Relating to Continuations	51	1,490	3.4%	1.1%	1.2%	1.3%
% of Patients satisfied with the dentistry they have received	3	3	N/A	94.8%	93.6%	93.2%
% of Patients satisfied with the time they had to wait for an appointment	3	3	N/A	91.7%	89.1%	89.0%

\* This is based on patients treated on this contract for their most recent course of treatment. Figures in italics indicate the base number of FP17s or Patient Questionnaire responses are less than 100. N/A is shown where the base number of responses is less than 10 during the period. % is calculated as Quantity/Base number\*100

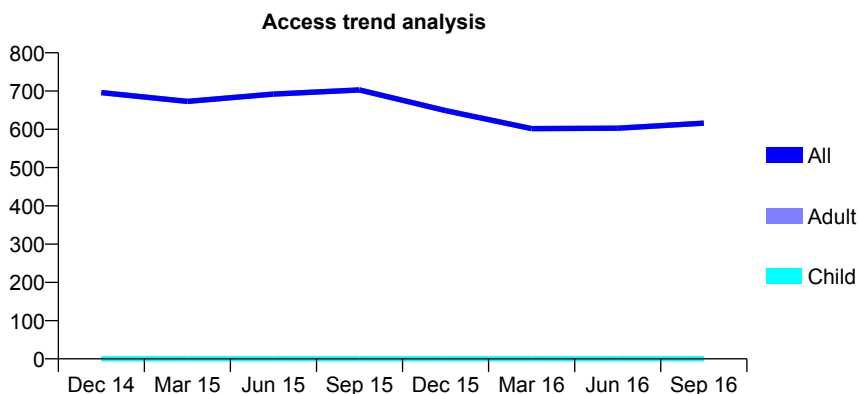
## Q68 - Vital Signs At a Glance Contract Report for 569119/0001 - September 2016

Name or company name	MR D MYERS
Contract type name	PDS Contract
Purpose of contract	General
Contract start date	01/04/2006
Contract end date	31/03/2017

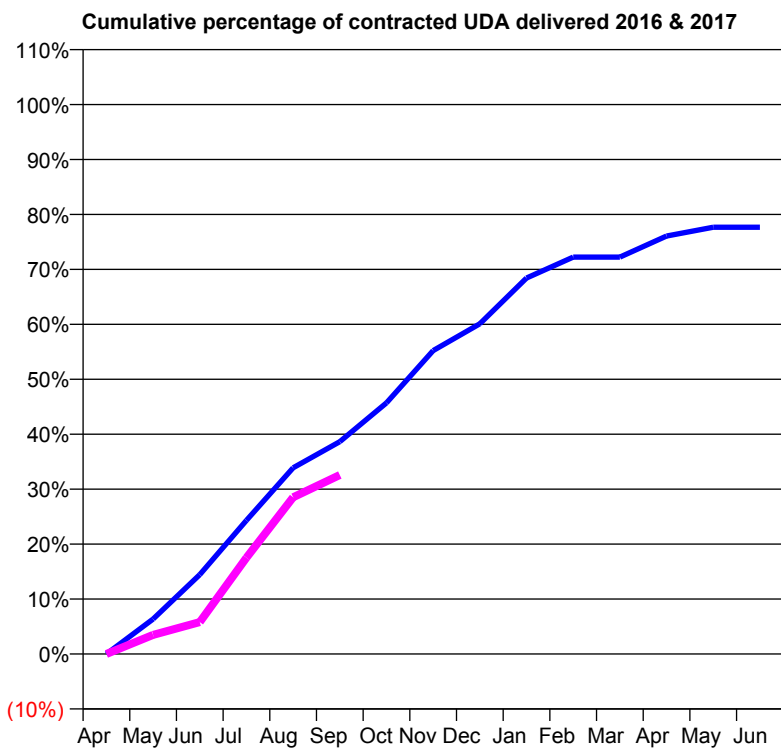
16/17 Contracted general activity (UDA)	1,587
Carry forward general activity (UDA)	0
16/17 Contracted orthodontic activity (UOA)	0
Carry forward orthodontic activity (UOA)	0
Baseline contract value	£55,726.60

### ACCESS\*

Patients seen in 24 months	Total	Change since previous quarter
Quarter ending September 2015	703	
Quarter ending December 2015	649	↓
Quarter ending March 2016	602	↓
Quarter ending June 2016	603	→
Quarter ending September 2016	616	↑
<b>Variance since September 2015</b>	<b>(12.4%)</b>	<b>↓</b>



### ACTIVITY



Month	Adjusted Scheduled Activity (UDA)	
	2016	2017
April	0	0
May	101	55
June	229	92
July	386	278
August	538	453
September	613	517
October	725	
November	876	
December	954	
January	1,086	
February	1,146	
March	1,146	
April	1,207	
May	1,232	
June	1,232	

### QUALITY

	Quantity	Base Number	Contract	AT	Region	England
% of FP17s for the same patient ID Re-attending within 3 months - Children	0	0	N/A	9.8%	11.8%	12.4%
% of FP17s for the same patient ID Re-attending within 3 months - Adults	5	232	2.2%	15.8%	16.6%	16.7%
% of FP17s for the same patient ID Re-attending between 3 & 9 months - Children	0	0	N/A	59.0%	60.2%	57.4%
% of FP17s for the same patient ID Re-attending between 3 & 9 months - Adults	20	232	8.6%	50.9%	52.0%	50.5%
% of FP17s for Band 1 Urgent Courses	6	157	3.8%	9.5%	9.4%	9.1%
% of FP17s Relating to Free Repair or Replacements	0	157	0.0%	0.6%	0.7%	0.8%
% of FP17s Relating to Continuations	0	157	0.0%	1.1%	1.2%	1.3%
% of Patients satisfied with the dentistry they have received	0	0	N/A	94.8%	93.6%	93.2%
% of Patients satisfied with the time they had to wait for an appointment	0	0	N/A	91.7%	89.1%	89.0%

\* This is based on patients treated on this contract for their most recent course of treatment. Figures in italics indicate the base number of FP17s or Patient Questionnaire responses are less than 100. N/A is shown where the base number of responses is less than 10 during the period. % is calculated as Quantity/Base number\*100

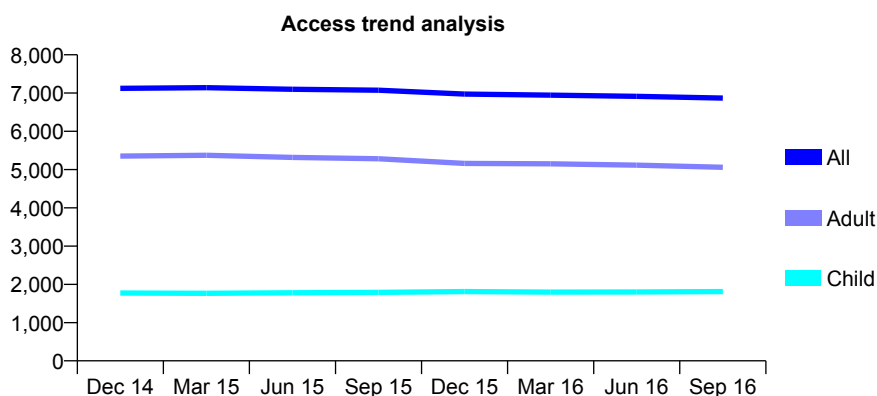
## Q68 - Vital Signs At a Glance Contract Report for 570052/0001 - September 2016

Name or company name	MR AN MOORE
Contract type name	GDS Contract
Purpose of contract	General
Contract start date	01/04/2006
Contract end date	

16/17 Contracted general activity (UDA)	15,877
Carry forward general activity (UDA)	366
16/17 Contracted orthodontic activity (UOA)	0
Carry forward orthodontic activity (UOA)	0
Baseline contract value	£444,953.13

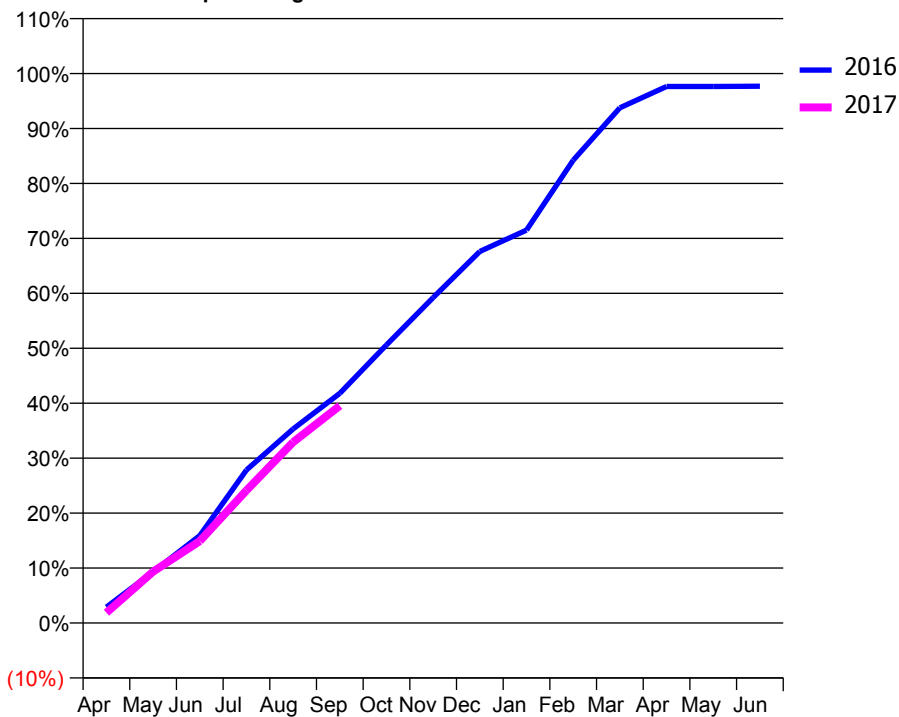
### ACCESS\*

Patients seen in 24 months	Total	Change since previous quarter
Quarter ending September 2015	7,073	
Quarter ending December 2015	6,972	↓
Quarter ending March 2016	6,947	→
Quarter ending June 2016	6,914	→
Quarter ending September 2016	6,870	→
<b>Variance since September 2015</b>	<b>(2.9%)</b>	<b>↓</b>



### ACTIVITY

Cumulative percentage of contracted UDA delivered 2016 & 2017



Month	Adjusted Scheduled Activity (UDA)	
	2016	2017
April	461	299
May	1,481	1,486
June	2,525	2,367
July	4,421	3,833
August	5,610	5,225
September	6,635	6,277
October	8,034	
November	9,405	
December	10,737	
January	11,353	
February	13,371	
March	14,885	
April	15,502	
May	15,501	
June	15,511	

### QUALITY

	Quantity	Base Number	Contract	AT	Region	England
% of FP17s for the same patient ID Re-attending within 3 months - Children	53	1,117	4.7%	9.8%	11.8%	12.4%
% of FP17s for the same patient ID Re-attending within 3 months - Adults	404	2,873	14.1%	15.8%	16.6%	16.7%
% of FP17s for the same patient ID Re-attending between 3 & 9 months - Children	532	1,117	47.6%	59.0%	60.2%	57.4%
% of FP17s for the same patient ID Re-attending between 3 & 9 months - Adults	1,069	2,873	37.2%	50.9%	52.0%	50.5%
% of FP17s for Band 1 Urgent Courses	455	3,693	12.3%	9.5%	9.4%	9.1%
% of FP17s Relating to Free Repair or Replacements	17	3,693	0.5%	0.6%	0.7%	0.8%
% of FP17s Relating to Continuations	5	3,693	0.1%	1.1%	1.2%	1.3%
% of Patients satisfied with the dentistry they have received	7	8	N/A	94.8%	93.6%	93.2%
% of Patients satisfied with the time they had to wait for an appointment	8	8	N/A	91.7%	89.1%	89.0%

\* This is based on patients treated on this contract for their most recent course of treatment. Figures in italics indicate the base number of FP17s or Patient Questionnaire responses are less than 100. N/A is shown where the base number of responses is less than 10 during the period. % is calculated as Quantity/Base number\*100

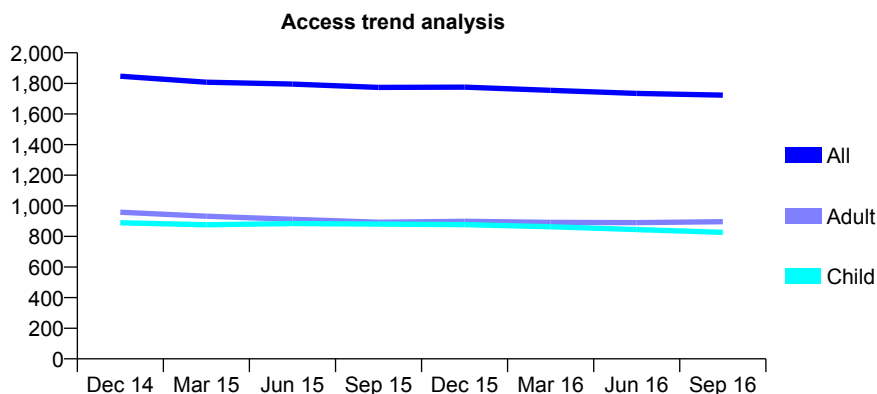
## Q68 - Vital Signs At a Glance Contract Report for 572721/0001 - September 2016

Name or company name	MR IP MCLEAN
Contract type name	GDS Contract
Purpose of contract	General
Contract start date	01/04/2006
Contract end date	

16/17 Contracted general activity (UDA)	4,463
Carry forward general activity (UDA)	59
16/17 Contracted orthodontic activity (UOA)	0
Carry forward orthodontic activity (UOA)	0
Baseline contract value	£107,958.86

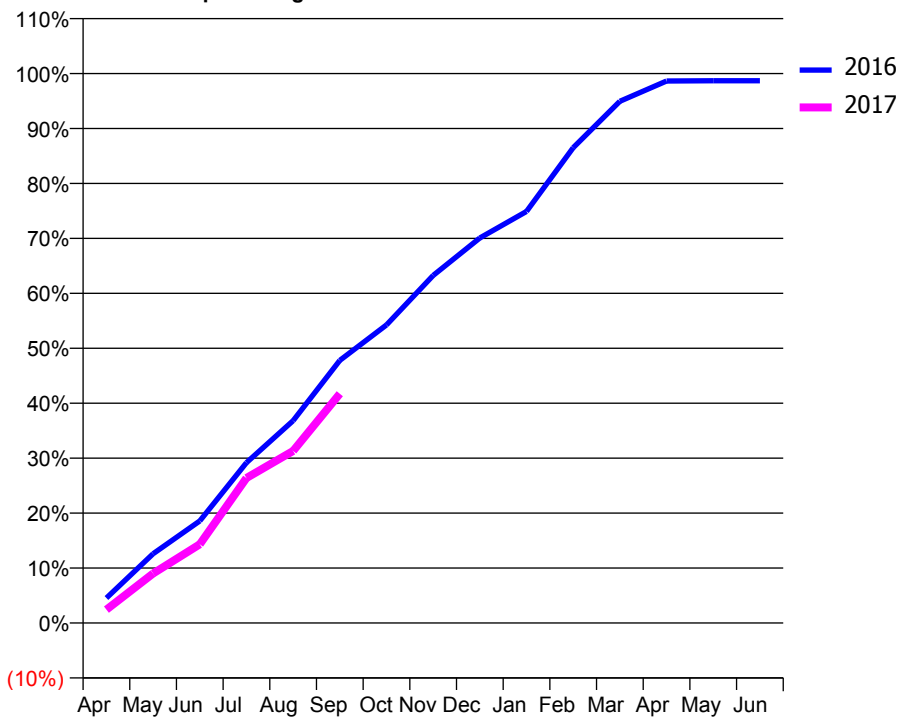
### ACCESS\*

Patients seen in 24 months	Total	Change since previous quarter
Quarter ending September 2015	1,774	
Quarter ending December 2015	1,776	→
Quarter ending March 2016	1,755	↓
Quarter ending June 2016	1,735	↓
Quarter ending September 2016	1,723	→
<b>Variance since September 2015</b>	<b>(2.9%)</b>	<b>↓</b>



### ACTIVITY

Cumulative percentage of contracted UDA delivered 2016 & 2017



Adjusted Scheduled Activity (UDA)

Month	2016	2017
April	204	109
May	563	403
June	829	640
July	1,303	1,178
August	1,644	1,398
September	2,133	1,862
October	2,422	
November	2,823	
December	3,127	
January	3,343	
February	3,861	
March	4,237	
April	4,402	
May	4,404	
June	4,404	

### QUALITY

	Quantity	Base Number	Contract	AT	Region	England
% of FP17s for the same patient ID Re-attending within 3 months - Children	34	717	4.7%	9.8%	11.8%	12.4%
% of FP17s for the same patient ID Re-attending within 3 months - Adults	55	616	8.9%	15.8%	16.6%	16.7%
% of FP17s for the same patient ID Re-attending between 3 & 9 months - Children	528	717	73.6%	59.0%	60.2%	57.4%
% of FP17s for the same patient ID Re-attending between 3 & 9 months - Adults	417	616	67.7%	50.9%	52.0%	50.5%
% of FP17s for Band 1 Urgent Courses	34	1,222	2.8%	9.5%	9.4%	9.1%
% of FP17s Relating to Free Repair or Replacements	0	1,222	0.0%	0.6%	0.7%	0.8%
% of FP17s Relating to Continuations	2	1,222	0.2%	1.1%	1.2%	1.3%
% of Patients satisfied with the dentistry they have received	0	0	N/A	94.8%	93.6%	93.2%
% of Patients satisfied with the time they had to wait for an appointment	0	0	N/A	91.7%	89.1%	89.0%

\* This is based on patients treated on this contract for their most recent course of treatment. Figures in italics indicate the base number of FP17s or Patient Questionnaire responses are less than 100. N/A is shown where the base number of responses is less than 10 during the period. % is calculated as Quantity/Base number\*100

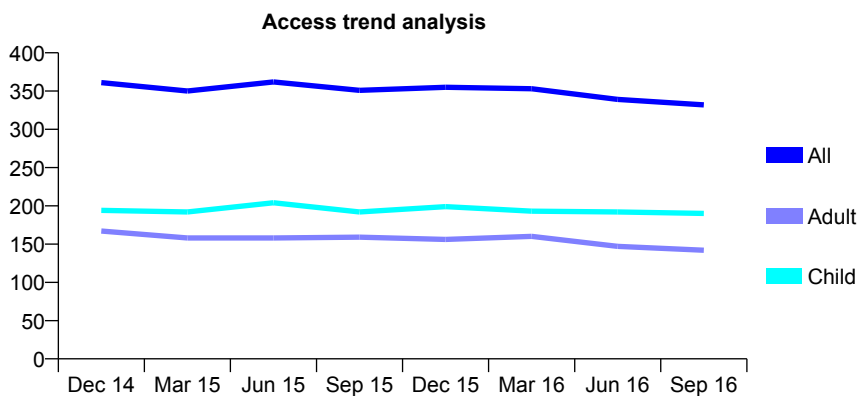
## Q68 - Vital Signs At a Glance Contract Report for 576735/0001 - September 2016

Name or company name	MR CD GERRARD
Contract type name	GDS Contract
Purpose of contract	General
Contract start date	01/04/2006
Contract end date	

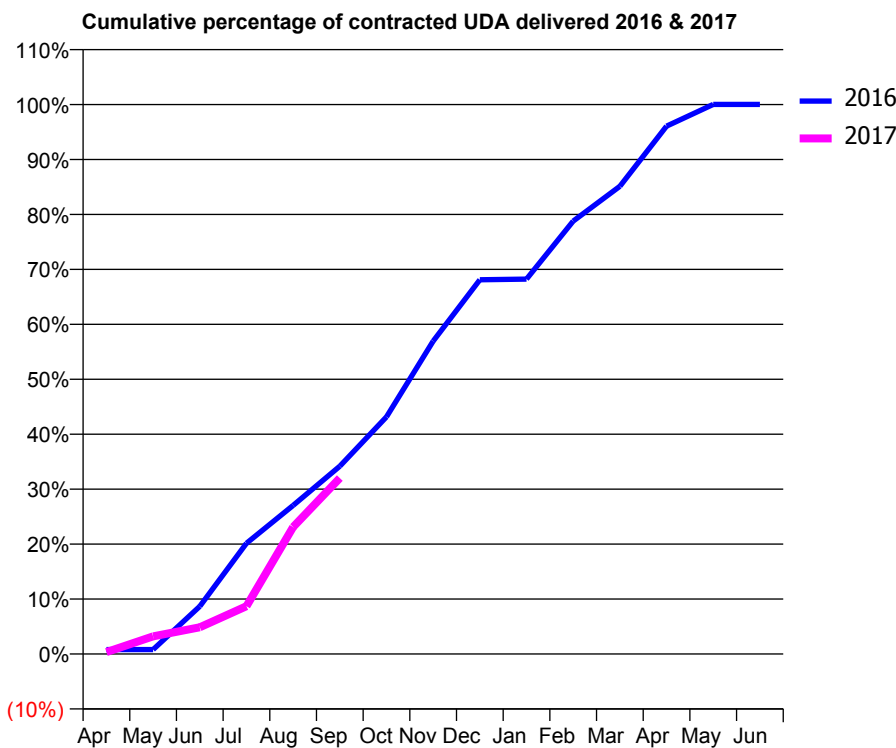
16/17 Contracted general activity (UDA)	860
Carry forward general activity (UDA)	0
16/17 Contracted orthodontic activity (UOA)	0
Carry forward orthodontic activity (UOA)	0
Baseline contract value	£18,289.75

### ACCESS\*

Patients seen in 24 months	Total	Change since previous quarter
Quarter ending September 2015	351	
Quarter ending December 2015	355	→
Quarter ending March 2016	353	→
Quarter ending June 2016	339	↓
Quarter ending September 2016	332	↓
<b>Variance since September 2015</b>	<b>(5.4%)</b>	<b>↓</b>



### ACTIVITY



Month	Adjusted Scheduled Activity (UDA)	
	2016	2017
April	7	3
May	7	28
June	75	42
July	173	75
August	233	199
September	294	275
October	371	
November	490	
December	586	
January	587	
February	678	
March	732	
April	826	
May	860	
June	860	

### QUALITY

	Quantity	Base Number	Contract	AT	Region	England
% of FP17s for the same patient ID Re-attending within 3 months - Children	12	114	10.5%	9.8%	11.8%	12.4%
% of FP17s for the same patient ID Re-attending within 3 months - Adults	21	81	25.9%	15.8%	16.6%	16.7%
% of FP17s for the same patient ID Re-attending between 3 & 9 months - Children	48	114	42.1%	59.0%	60.2%	57.4%
% of FP17s for the same patient ID Re-attending between 3 & 9 months - Adults	28	81	34.6%	50.9%	52.0%	50.5%
% of FP17s for Band 1 Urgent Courses	22	135	16.3%	9.5%	9.4%	9.1%
% of FP17s Relating to Free Repair or Replacements	0	135	0.0%	0.6%	0.7%	0.8%
% of FP17s Relating to Continuations	1	135	0.7%	1.1%	1.2%	1.3%
% of Patients satisfied with the dentistry they have received	0	0	N/A	94.8%	93.6%	93.2%
% of Patients satisfied with the time they had to wait for an appointment	0	0	N/A	91.7%	89.1%	89.0%

\* This is based on patients treated on this contract for their most recent course of treatment. Figures in italics indicate the base number of FP17s or Patient Questionnaire responses are less than 100. N/A is shown where the base number of responses is less than 10 during the period. % is calculated as Quantity/Base number\*100

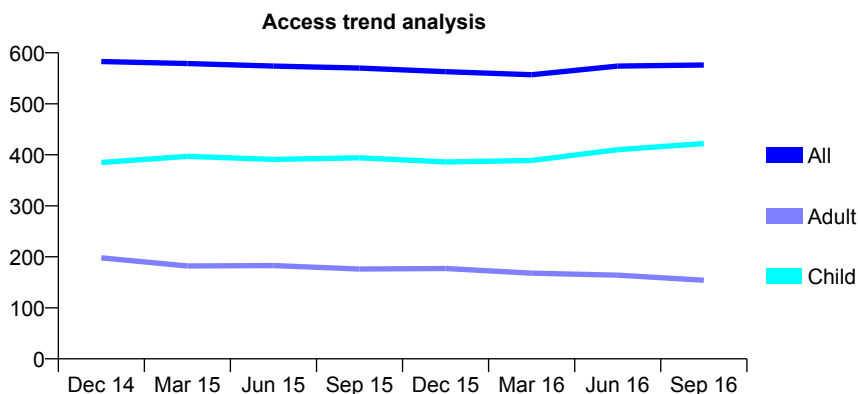
## Q68 - Vital Signs At a Glance Contract Report for 578150/0001 - September 2016

Name or company name	MR AJ WHITEHEAD
Contract type name	GDS Contract
Purpose of contract	General
Contract start date	01/04/2006
Contract end date	

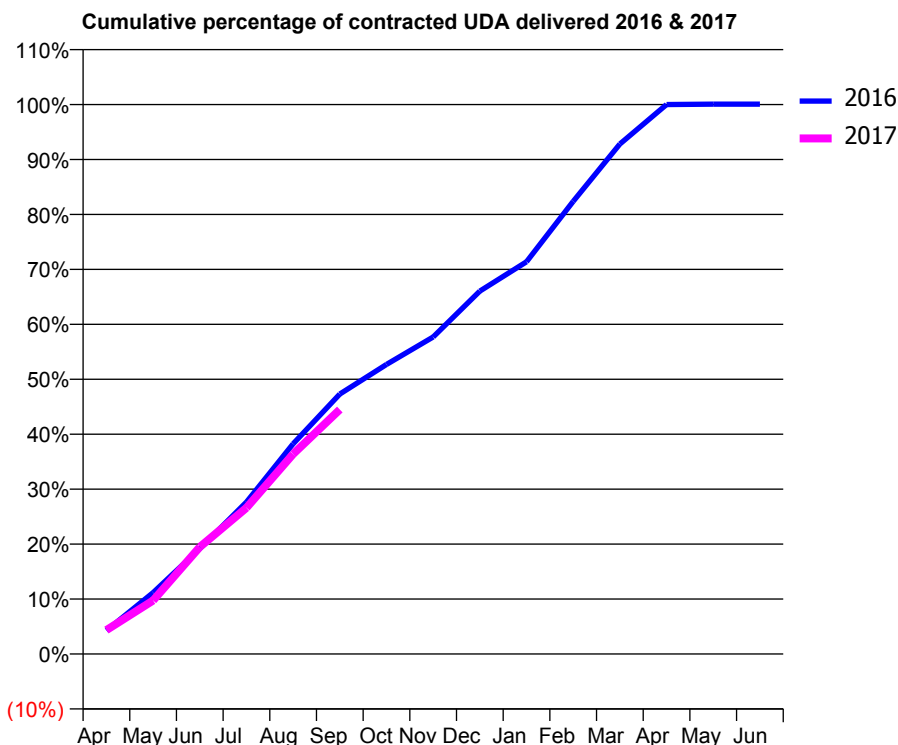
16/17 Contracted general activity (UDA)	1,450
Carry forward general activity (UDA)	-1
16/17 Contracted orthodontic activity (UOA)	0
Carry forward orthodontic activity (UOA)	0
Baseline contract value	£35,601.97

### ACCESS\*

Patients seen in 24 months	Total	Change since previous quarter
Quarter ending September 2015	570	
Quarter ending December 2015	563	↓
Quarter ending March 2016	557	↓
Quarter ending June 2016	574	↑
Quarter ending September 2016	576	→
<b>Variance since September 2015</b>	<b>1.1%</b>	<b>→</b>



### ACTIVITY



Month	Adjusted Scheduled Activity (UDA)	
	2016	2017
April	62	63
May	162	141
June	278	282
July	401	386
August	555	528
September	686	645
October	764	
November	836	
December	958	
January	1,035	
February	1,195	
March	1,346	
April	1,450	
May	1,451	
June	1,451	

### QUALITY

	Quantity	Base Number	Contract	AT	Region	England
% of FP17s for the same patient ID Re-attending within 3 months - Children	23	375	6.1%	9.8%	11.8%	12.4%
% of FP17s for the same patient ID Re-attending within 3 months - Adults	7	64	10.9%	15.8%	16.6%	16.7%
% of FP17s for the same patient ID Re-attending between 3 & 9 months - Children	222	375	59.2%	59.0%	60.2%	57.4%
% of FP17s for the same patient ID Re-attending between 3 & 9 months - Adults	39	64	60.9%	50.9%	52.0%	50.5%
% of FP17s for Band 1 Urgent Courses	11	381	2.9%	9.5%	9.4%	9.1%
% of FP17s Relating to Free Repair or Replacements	0	381	0.0%	0.6%	0.7%	0.8%
% of FP17s Relating to Continuations	0	381	0.0%	1.1%	1.2%	1.3%
% of Patients satisfied with the dentistry they have received	0	0	N/A	94.8%	93.6%	93.2%
% of Patients satisfied with the time they had to wait for an appointment	0	0	N/A	91.7%	89.1%	89.0%

\* This is based on patients treated on this contract for their most recent course of treatment. Figures in italics indicate the base number of FP17s or Patient Questionnaire responses are less than 100. N/A is shown where the base number of responses is less than 10 during the period. % is calculated as Quantity/Base number\*100

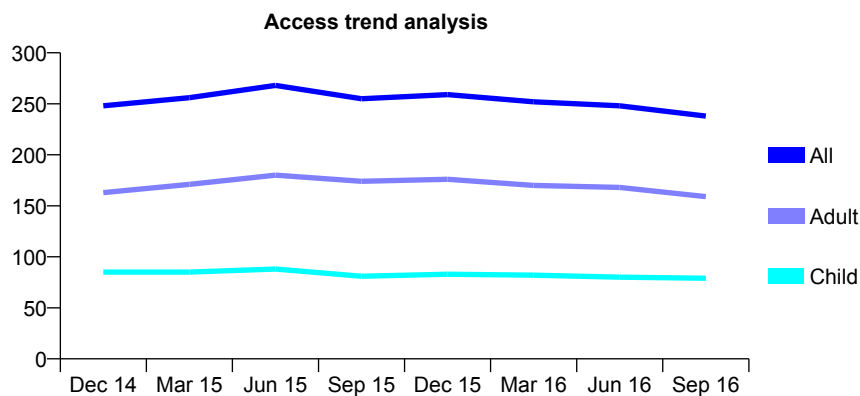
## Q68 - Vital Signs At a Glance Contract Report for 608696/0001 - September 2016

Name or company name	MR D HAJEK
Contract type name	GDS Contract
Purpose of contract	General
Contract start date	01/04/2012
Contract end date	

16/17 Contracted general activity (UDA)	750
Carry forward general activity (UDA)	0
16/17 Contracted orthodontic activity (UOA)	0
Carry forward orthodontic activity (UOA)	0
Baseline contract value	£15,976.04

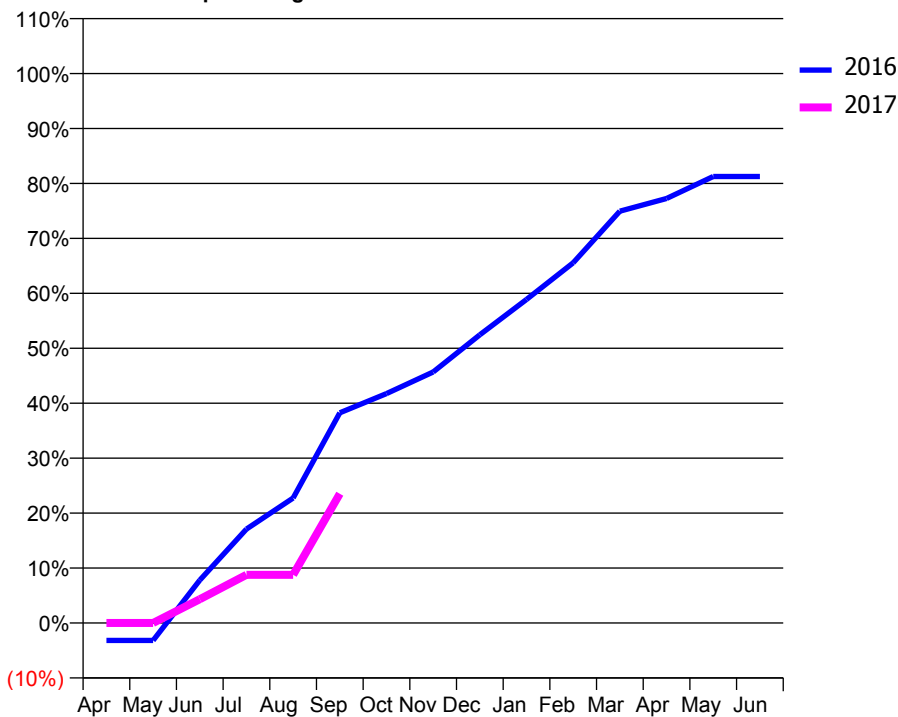
### ACCESS\*

Patients seen in 24 months	Total	Change since previous quarter
Quarter ending September 2015	255	
Quarter ending December 2015	259	→
Quarter ending March 2016	252	↓
Quarter ending June 2016	248	↓
Quarter ending September 2016	238	↓
<b>Variance since September 2015</b>	<b>(6.7%)</b>	<b>↓</b>



### ACTIVITY

Cumulative percentage of contracted UDA delivered 2016 & 2017



Adjusted Scheduled Activity (UDA)

Month	2016	2017
April	-24	0
May	-24	0
June	59	32
July	128	66
August	171	66
September	287	176
October	313	
November	343	
December	393	
January	442	
February	492	
March	562	
April	579	
May	609	
June	609	

### QUALITY

	Quantity	Base Number	Contract	AT	Region	England
% of FP17s for the same patient ID Re-attending within 3 months - Children	0	44	0.0%	9.8%	11.8%	12.4%
% of FP17s for the same patient ID Re-attending within 3 months - Adults	10	75	13.3%	15.8%	16.6%	16.7%
% of FP17s for the same patient ID Re-attending between 3 & 9 months - Children	24	44	54.5%	59.0%	60.2%	57.4%
% of FP17s for the same patient ID Re-attending between 3 & 9 months - Adults	47	75	62.7%	50.9%	52.0%	50.5%
% of FP17s for Band 1 Urgent Courses	7	90	7.8%	9.5%	9.4%	9.1%
% of FP17s Relating to Free Repair or Replacements	0	90	0.0%	0.6%	0.7%	0.8%
% of FP17s Relating to Continuations	0	90	0.0%	1.1%	1.2%	1.3%
% of Patients satisfied with the dentistry they have received	0	0	N/A	94.8%	93.6%	93.2%
% of Patients satisfied with the time they had to wait for an appointment	0	0	N/A	91.7%	89.1%	89.0%

\* This is based on patients treated on this contract for their most recent course of treatment. Figures in italics indicate the base number of FP17s or Patient Questionnaire responses are less than 100. N/A is shown where the base number of responses is less than 10 during the period. % is calculated as Quantity/Base number\*100



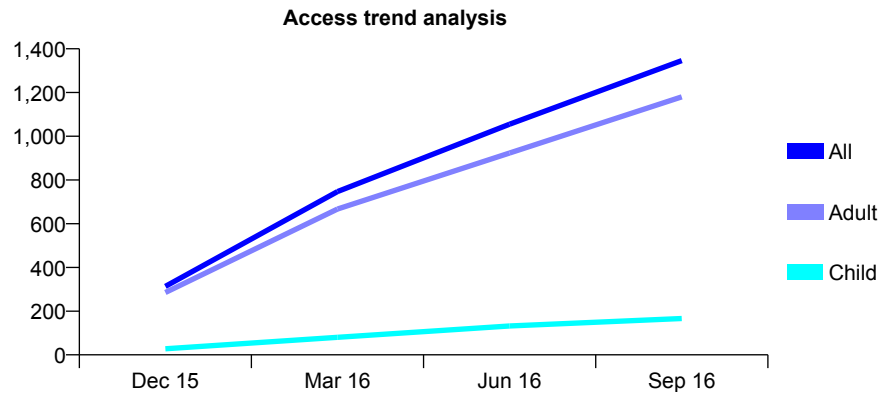
## Q68 - Vital Signs At a Glance Contract Report for 610216/0001 - September 2016

Name or company name	MR R HASSANI
Contract type name	GDS Contract
Purpose of contract	General
Contract start date	01/10/2015
Contract end date	

16/17 Contracted general activity (UDA)	5,148
Carry forward general activity (UDA)	0
16/17 Contracted orthodontic activity (UOA)	0
Carry forward orthodontic activity (UOA)	0
Baseline contract value	£106,519.48

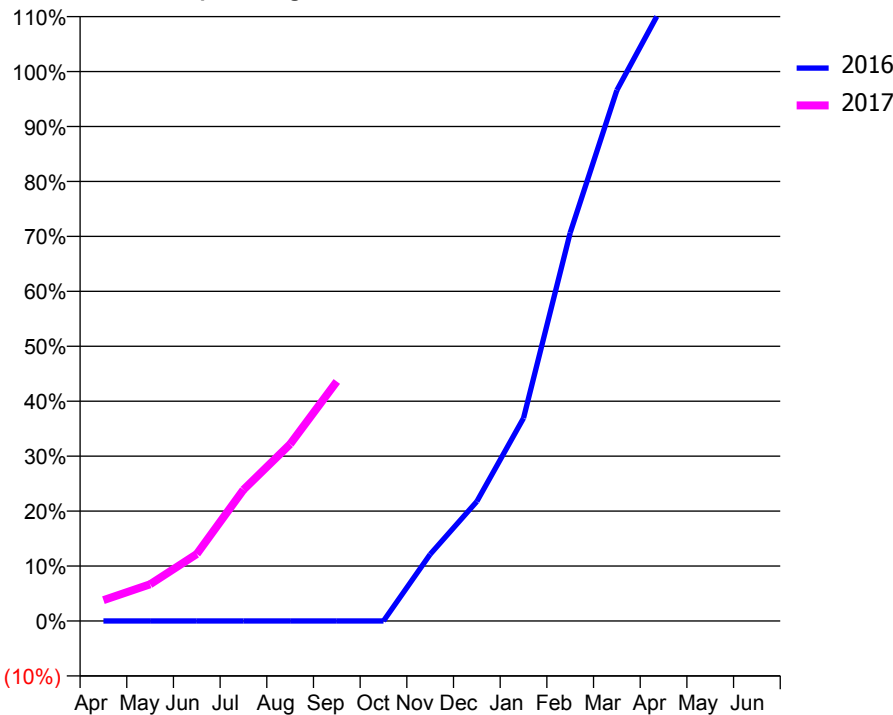
### ACCESS\*

Patients seen in 24 months	Total	Change since previous quarter
Quarter ending September 2015	0	
Quarter ending December 2015	313	↑
Quarter ending March 2016	747	↑
Quarter ending June 2016	1,055	↑
Quarter ending September 2016	1,346	↑
<b>Variance since September 2015</b>	N/A	



### ACTIVITY

Cumulative percentage of contracted UDA delivered 2016 & 2017



Month	Adjusted Scheduled Activity (UDA)	
	2016	2017
April	0	196
May	0	345
June	0	628
July	0	1,229
August	0	1,657
September	0	2,244
October	0	
November	305	
December	547	
January	928	
February	1,776	
March	2,427	
April	2,821	
May	2,821	
June	2,818	

### QUALITY

	Quantity	Base Number	Contract	AT	Region	England
% of FP17s for the same patient ID Re-attending within 3 months - Children	3	159	1.9%	9.8%	11.8%	12.4%
% of FP17s for the same patient ID Re-attending within 3 months - Adults	54	977	5.5%	15.8%	16.6%	16.7%
% of FP17s for the same patient ID Re-attending between 3 & 9 months - Children	48	159	30.2%	59.0%	60.2%	57.4%
% of FP17s for the same patient ID Re-attending between 3 & 9 months - Adults	386	977	39.5%	50.9%	52.0%	50.5%
% of FP17s for Band 1 Urgent Courses	45	991	4.5%	9.5%	9.4%	9.1%
% of FP17s Relating to Free Repair or Replacements	4	991	0.4%	0.6%	0.7%	0.8%
% of FP17s Relating to Continuations	3	991	0.3%	1.1%	1.2%	1.3%
% of Patients satisfied with the dentistry they have received	1	1	N/A	94.8%	93.6%	93.2%
% of Patients satisfied with the time they had to wait for an appointment	1	1	N/A	91.7%	89.1%	89.0%

\* This is based on patients treated on this contract for their most recent course of treatment. Figures in italics indicate the base number of FP17s or Patient Questionnaire responses are less than 100. N/A is shown where the base number of responses is less than 10 during the period. % is calculated as Quantity/Base number\*100

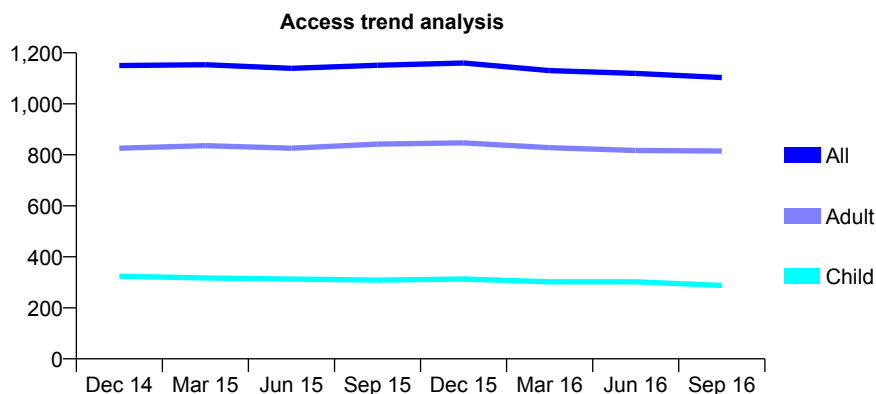
## Q68 - Vital Signs At a Glance Contract Report for 616621/0001 - September 2016

Name or company name	MR A ARVANDI ROODSARI
Contract type name	GDS Contract
Purpose of contract	General
Contract start date	01/10/2011
Contract end date	

16/17 Contracted general activity (UDA)	2,737
Carry forward general activity (UDA)	-44
16/17 Contracted orthodontic activity (UOA)	0
Carry forward orthodontic activity (UOA)	0
Baseline contract value	£77,845.88

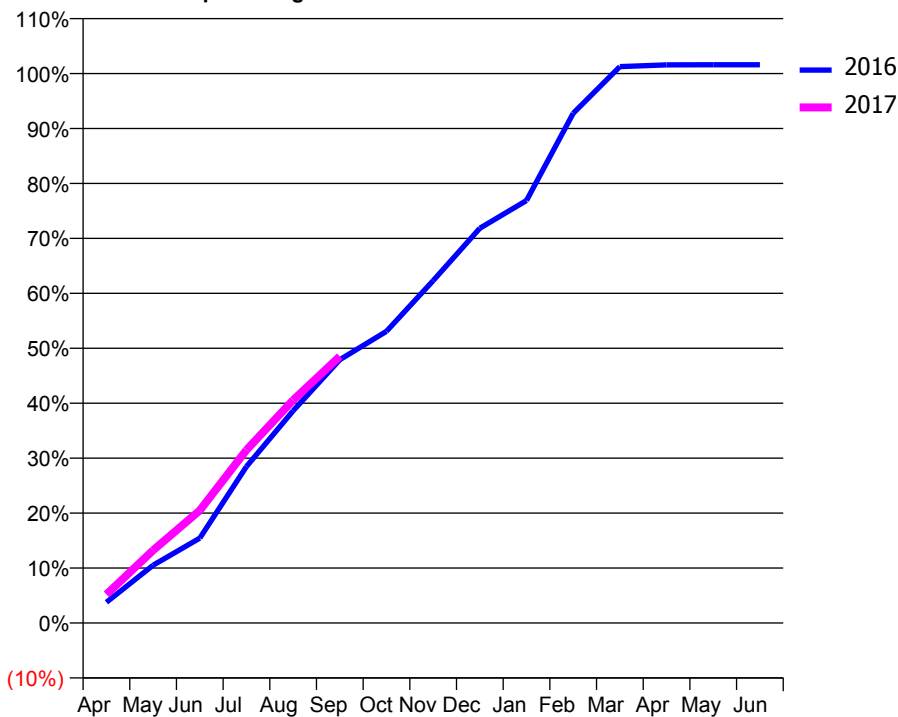
### ACCESS\*

Patients seen in 24 months	Total	Change since previous quarter
Quarter ending September 2015	1,151	
Quarter ending December 2015	1,160	→
Quarter ending March 2016	1,130	↓
Quarter ending June 2016	1,119	→
Quarter ending September 2016	1,103	↓
<b>Variance since September 2015</b>	<b>(4.2%)</b>	<b>↓</b>



### ACTIVITY

Cumulative percentage of contracted UDA delivered 2016 & 2017



Adjusted Scheduled Activity (UDA)

Month	2016	2017
April	103	143
May	288	362
June	423	561
July	779	862
August	1,057	1,110
September	1,311	1,328
October	1,453	
November	1,705	
December	1,966	
January	2,104	
February	2,539	
March	2,772	
April	2,780	
May	2,781	
June	2,781	

### QUALITY

	Quantity	Base Number	Contract	AT	Region	England
% of FP17s for the same patient ID Re-attending within 3 months - Children	16	248	6.5%	9.8%	11.8%	12.4%
% of FP17s for the same patient ID Re-attending within 3 months - Adults	41	535	7.7%	15.8%	16.6%	16.7%
% of FP17s for the same patient ID Re-attending between 3 & 9 months - Children	181	248	73.0%	59.0%	60.2%	57.4%
% of FP17s for the same patient ID Re-attending between 3 & 9 months - Adults	299	535	55.9%	50.9%	52.0%	50.5%
% of FP17s for Band 1 Urgent Courses	31	775	4.0%	9.5%	9.4%	9.1%
% of FP17s Relating to Free Repair or Replacements	0	775	0.0%	0.6%	0.7%	0.8%
% of FP17s Relating to Continuations	8	775	1.0%	1.1%	1.2%	1.3%
% of Patients satisfied with the dentistry they have received	2	2	N/A	94.8%	93.6%	93.2%
% of Patients satisfied with the time they had to wait for an appointment	2	2	N/A	91.7%	89.1%	89.0%

\* This is based on patients treated on this contract for their most recent course of treatment. Figures in italics indicate the base number of FP17s or Patient Questionnaire responses are less than 100. N/A is shown where the base number of responses is less than 10 during the period. % is calculated as Quantity/Base number\*100

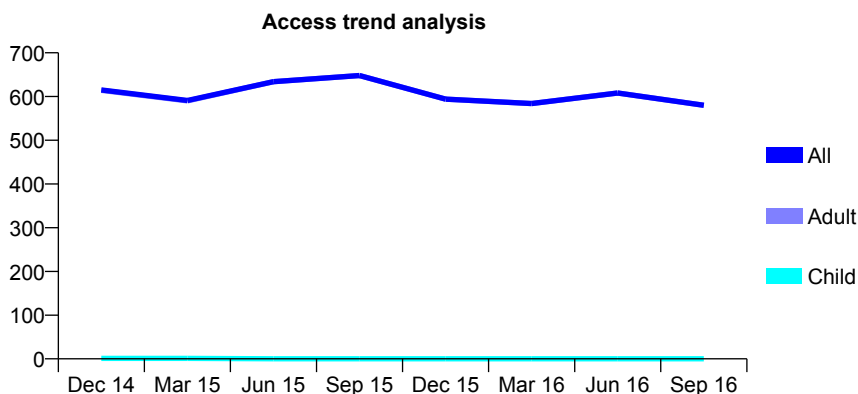
## Q68 - Vital Signs At a Glance Contract Report for 616621/0002 - September 2016

Name or company name	MR A ARVANDI ROODSARI
Contract type name	PDS Contract
Purpose of contract	General
Contract start date	01/10/2011
Contract end date	31/03/2018

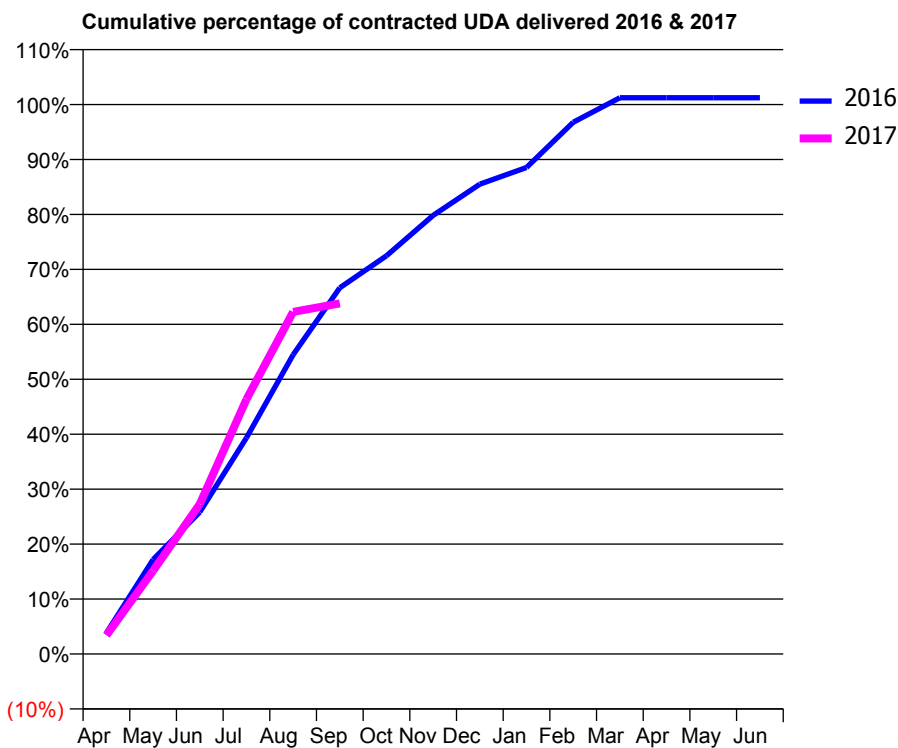
16/17 Contracted general activity (UDA)	1,000
Carry forward general activity (UDA)	-12
16/17 Contracted orthodontic activity (UOA)	0
Carry forward orthodontic activity (UOA)	0
Baseline contract value	£44,420.70

### ACCESS\*

Patients seen in 24 months	Total	Change since previous quarter
Quarter ending September 2015	648	
Quarter ending December 2015	594	↓
Quarter ending March 2016	584	↓
Quarter ending June 2016	608	↑
Quarter ending September 2016	580	↓
<b>Variance since September 2015</b>	<b>(10.5%)</b>	<b>↓</b>



### ACTIVITY



Month	Adjusted Scheduled Activity (UDA)	
	2016	2017
April	38	34
May	172	152
June	258	273
July	393	464
August	545	623
September	666	638
October	725	
November	798	
December	855	
January	885	
February	968	
March	1,012	
April	1,012	
May	1,012	
June	1,012	

### QUALITY

	Quantity	Base Number	Contract	AT	Region	England
% of FP17s for the same patient ID Re-attending within 3 months - Children	0	0	N/A	9.8%	11.8%	12.4%
% of FP17s for the same patient ID Re-attending within 3 months - Adults	11	307	3.6%	15.8%	16.6%	16.7%
% of FP17s for the same patient ID Re-attending between 3 & 9 months - Children	0	0	N/A	59.0%	60.2%	57.4%
% of FP17s for the same patient ID Re-attending between 3 & 9 months - Adults	53	307	17.3%	50.9%	52.0%	50.5%
% of FP17s for Band 1 Urgent Courses	15	307	4.9%	9.5%	9.4%	9.1%
% of FP17s Relating to Free Repair or Replacements	0	307	0.0%	0.6%	0.7%	0.8%
% of FP17s Relating to Continuations	1	307	0.3%	1.1%	1.2%	1.3%
% of Patients satisfied with the dentistry they have received	1	1	N/A	94.8%	93.6%	93.2%
% of Patients satisfied with the time they had to wait for an appointment	1	1	N/A	91.7%	89.1%	89.0%

\* This is based on patients treated on this contract for their most recent course of treatment. Figures in italics indicate the base number of FP17s or Patient Questionnaire responses are less than 100. N/A is shown where the base number of responses is less than 10 during the period. % is calculated as Quantity/Base number\*100

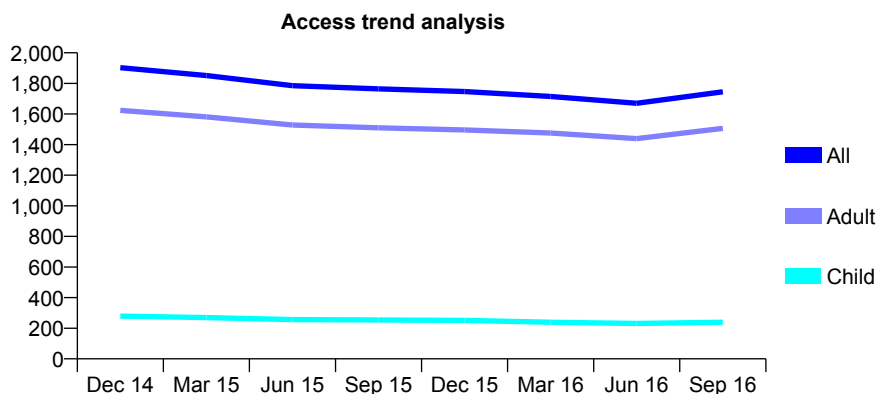
## Q68 - Vital Signs At a Glance Contract Report for 622966/0003 - September 2016

Name or company name	MR RD MCLEOD
Contract type name	GDS Contract
Purpose of contract	General
Contract start date	05/03/2012
Contract end date	

16/17 Contracted general activity (UDA)	5,766
Carry forward general activity (UDA)	0
16/17 Contracted orthodontic activity (UOA)	0
Carry forward orthodontic activity (UOA)	0
Baseline contract value	£145,655.54

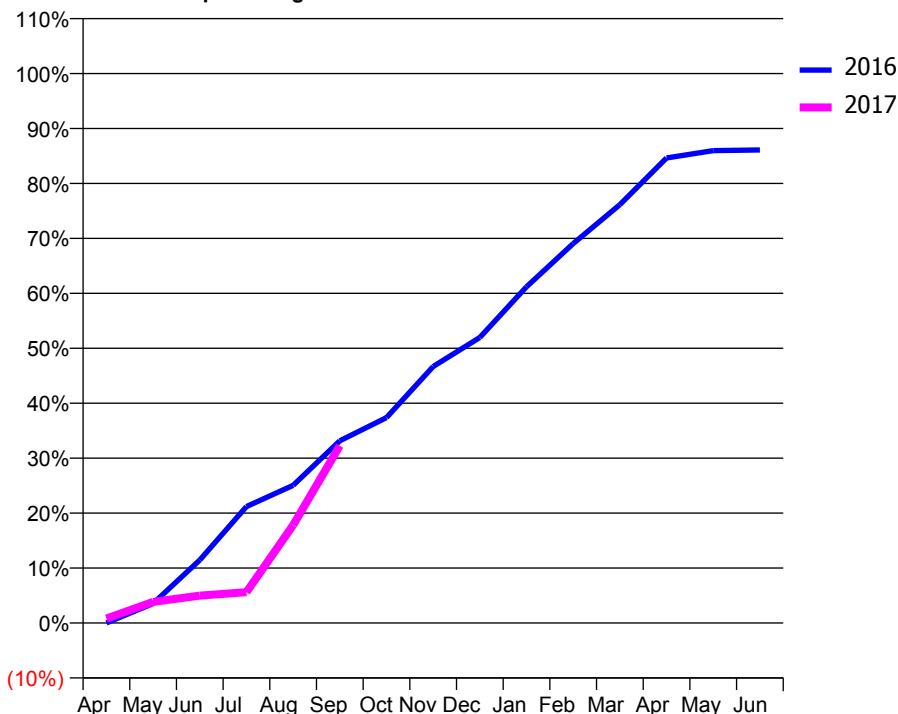
### ACCESS\*

Patients seen in 24 months	Total	Change since previous quarter
Quarter ending September 2015	1,764	
Quarter ending December 2015	1,747	→
Quarter ending March 2016	1,715	↓
Quarter ending June 2016	1,670	↓
Quarter ending September 2016	1,745	↑
<b>Variance since September 2015</b>	<b>(1.1%)</b>	<b>↓</b>



### ACTIVITY

Cumulative percentage of contracted UDA delivered 2016 & 2017



Month	Adjusted Scheduled Activity (UDA)	
	2016	2017
April	0	46
May	205	221
June	661	287
July	1,222	324
August	1,445	1,028
September	1,912	1,861
October	2,155	
November	2,691	
December	2,996	
January	3,529	
February	3,982	
March	4,391	
April	4,879	
May	4,957	
June	4,963	

### QUALITY

	Quantity	Base Number	Contract	AT	Region	England
% of FP17s for the same patient ID Re-attending within 3 months - Children	14	151	9.3%	9.8%	11.8%	12.4%
% of FP17s for the same patient ID Re-attending within 3 months - Adults	178	1,067	16.7%	15.8%	16.6%	16.7%
% of FP17s for the same patient ID Re-attending between 3 & 9 months - Children	63	151	41.7%	59.0%	60.2%	57.4%
% of FP17s for the same patient ID Re-attending between 3 & 9 months - Adults	542	1,067	50.8%	50.9%	52.0%	50.5%
% of FP17s for Band 1 Urgent Courses	143	1,002	14.3%	9.5%	9.4%	9.1%
% of FP17s Relating to Free Repair or Replacements	7	1,002	0.7%	0.6%	0.7%	0.8%
% of FP17s Relating to Continuations	3	1,002	0.3%	1.1%	1.2%	1.3%
% of Patients satisfied with the dentistry they have received	1	1	N/A	94.8%	93.6%	93.2%
% of Patients satisfied with the time they had to wait for an appointment	1	1	N/A	91.7%	89.1%	89.0%

\* This is based on patients treated on this contract for their most recent course of treatment. Figures in italics indicate the base number of FP17s or Patient Questionnaire responses are less than 100. N/A is shown where the base number of responses is less than 10 during the period. % is calculated as Quantity/Base number\*100

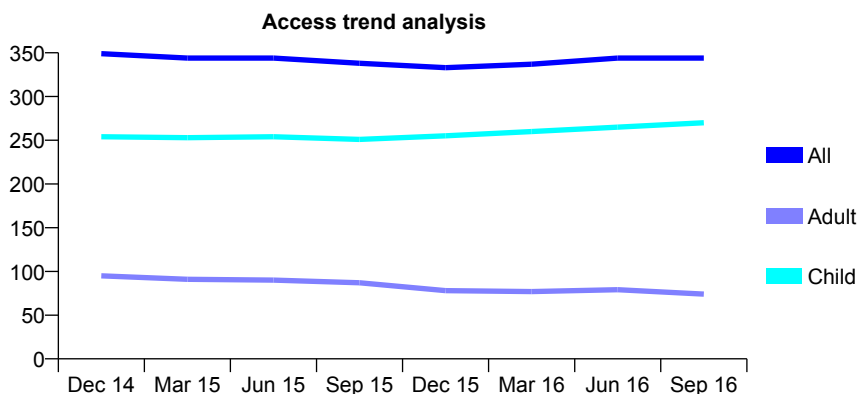
## Q68 - Vital Signs At a Glance Contract Report for 629707/0001 - September 2016

Name or company name	MR SP KNIGHTS
Contract type name	GDS Contract
Purpose of contract	General
Contract start date	01/04/2006
Contract end date	

16/17 Contracted general activity (UDA)	1,140
Carry forward general activity (UDA)	0
16/17 Contracted orthodontic activity (UOA)	0
Carry forward orthodontic activity (UOA)	0
Baseline contract value	£37,688.18

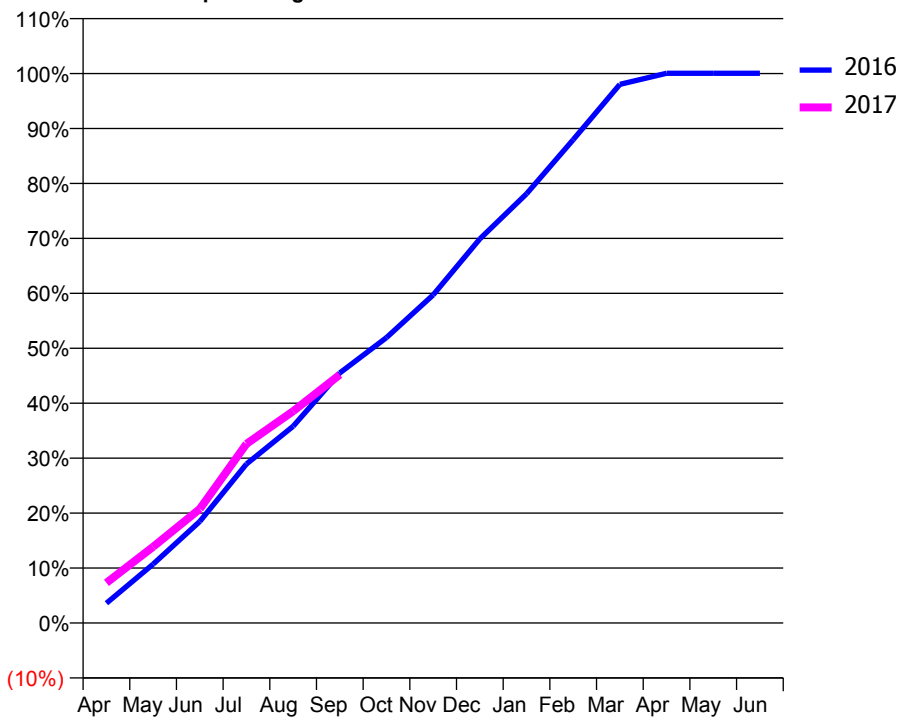
### ACCESS\*

Patients seen in 24 months	Total	Change since previous quarter
Quarter ending September 2015	338	
Quarter ending December 2015	333	↓
Quarter ending March 2016	337	→
Quarter ending June 2016	344	↑
Quarter ending September 2016	344	→
<b>Variance since September 2015</b>	<b>1.8%</b>	<b>→</b>



### ACTIVITY

Cumulative percentage of contracted UDA delivered 2016 & 2017



Month	Adjusted Scheduled Activity (UDA)	
	2016	2017
April	41	83
May	122	158
June	211	237
July	330	372
August	408	439
September	519	515
October	592	
November	681	
December	797	
January	890	
February	1,003	
March	1,117	
April	1,140	
May	1,140	
June	1,140	

### QUALITY

	Quantity	Base Number	Contract	AT	Region	England
% of FP17s for the same patient ID Re-attending within 3 months - Children	14	211	6.6%	9.8%	11.8%	12.4%
% of FP17s for the same patient ID Re-attending within 3 months - Adults	10	51	19.6%	15.8%	16.6%	16.7%
% of FP17s for the same patient ID Re-attending between 3 & 9 months - Children	157	211	74.4%	59.0%	60.2%	57.4%
% of FP17s for the same patient ID Re-attending between 3 & 9 months - Adults	27	51	52.9%	50.9%	52.0%	50.5%
% of FP17s for Band 1 Urgent Courses	21	251	8.4%	9.5%	9.4%	9.1%
% of FP17s Relating to Free Repair or Replacements	0	251	0.0%	0.6%	0.7%	0.8%
% of FP17s Relating to Continuations	0	251	0.0%	1.1%	1.2%	1.3%
% of Patients satisfied with the dentistry they have received	0	0	N/A	94.8%	93.6%	93.2%
% of Patients satisfied with the time they had to wait for an appointment	0	0	N/A	91.7%	89.1%	89.0%

\* This is based on patients treated on this contract for their most recent course of treatment. Figures in italics indicate the base number of FP17s or Patient Questionnaire responses are less than 100. N/A is shown where the base number of responses is less than 10 during the period. % is calculated as Quantity/Base number\*100

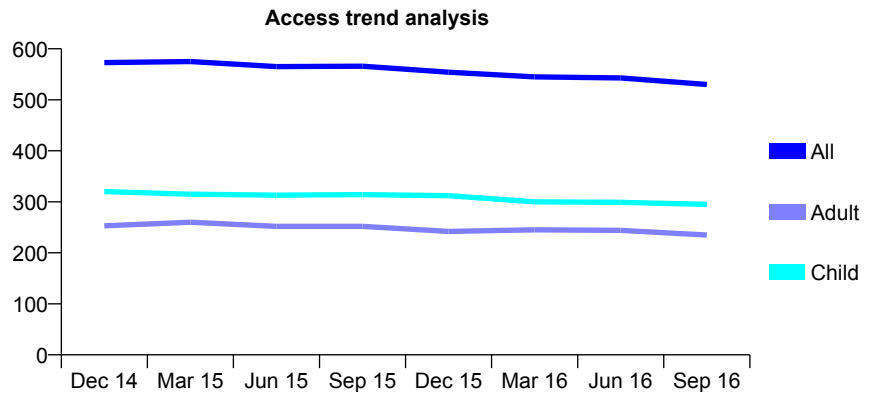
## Q68 - Vital Signs At a Glance Contract Report for 629804/0001 - September 2016

Name or company name	MR MS WRIGHT
Contract type name	GDS Contract
Purpose of contract	General
Contract start date	01/04/2006
Contract end date	

16/17 Contracted general activity (UDA)	1,300
Carry forward general activity (UDA)	0
16/17 Contracted orthodontic activity (UOA)	0
Carry forward orthodontic activity (UOA)	0
Baseline contract value	£32,856.57

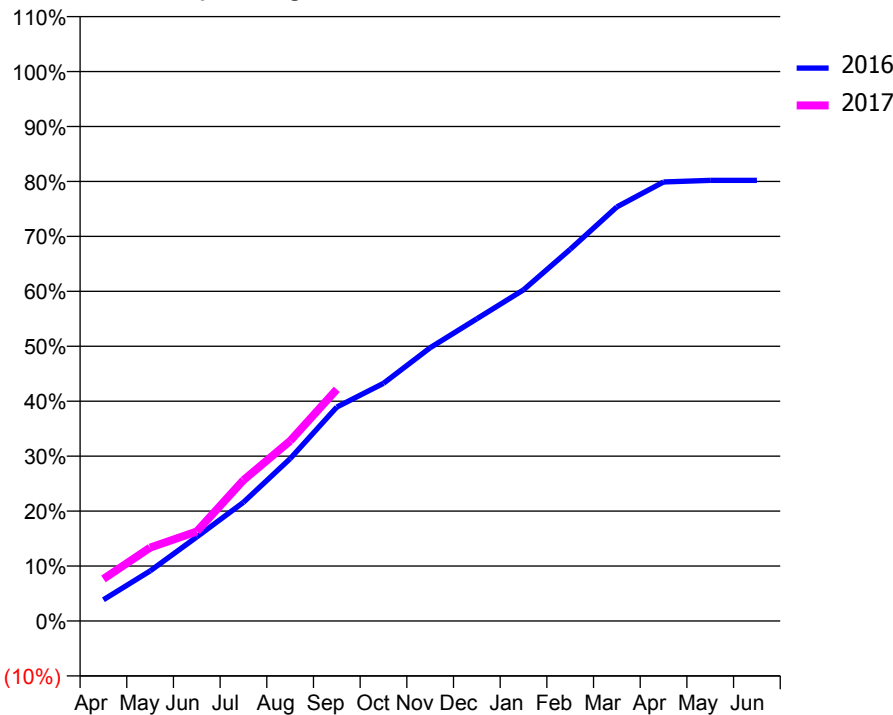
### ACCESS\*

Patients seen in 24 months	Total	Change since previous quarter
Quarter ending September 2015	566	
Quarter ending December 2015	554	↓
Quarter ending March 2016	545	↓
Quarter ending June 2016	543	→
Quarter ending September 2016	530	↓
<b>Variance since September 2015</b>	<b>(6.4%)</b>	<b>↓</b>



### ACTIVITY

Cumulative percentage of contracted UDA delivered 2016 & 2017



Month	Adjusted Scheduled Activity (UDA)	
	2016	2017
April	50	99
May	119	174
June	199	212
July	281	333
August	384	426
September	506	548
October	562	
November	647	
December	715	
January	783	
February	879	
March	980	
April	1,039	
May	1,043	
June	1,043	

### QUALITY

	Quantity	Base Number	Contract	AT	Region	England
% of FP17s for the same patient ID Re-attending within 3 months - Children	20	263	7.6%	9.8%	11.8%	12.4%
% of FP17s for the same patient ID Re-attending within 3 months - Adults	17	141	12.1%	15.8%	16.6%	16.7%
% of FP17s for the same patient ID Re-attending between 3 & 9 months - Children	173	263	65.8%	59.0%	60.2%	57.4%
% of FP17s for the same patient ID Re-attending between 3 & 9 months - Adults	69	141	48.9%	50.9%	52.0%	50.5%
% of FP17s for Band 1 Urgent Courses	16	358	4.5%	9.5%	9.4%	9.1%
% of FP17s Relating to Free Repair or Replacements	4	358	1.1%	0.6%	0.7%	0.8%
% of FP17s Relating to Continuations	0	358	0.0%	1.1%	1.2%	1.3%
% of Patients satisfied with the dentistry they have received	0	0	N/A	94.8%	93.6%	93.2%
% of Patients satisfied with the time they had to wait for an appointment	0	0	N/A	91.7%	89.1%	89.0%

\* This is based on patients treated on this contract for their most recent course of treatment. Figures in italics indicate the base number of FP17s or Patient Questionnaire responses are less than 100. N/A is shown where the base number of responses is less than 10 during the period. % is calculated as Quantity/Base number\*100

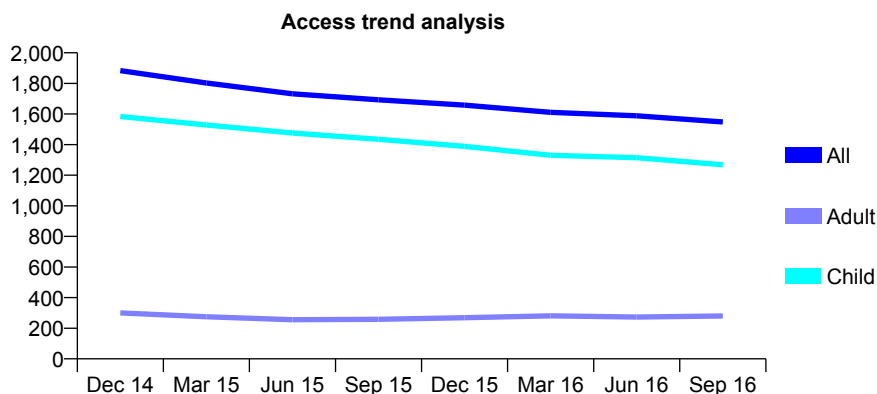
## Q68 - Vital Signs At a Glance Contract Report for 630624/0001 - September 2016

Name or company name	MR RP MILNE
Contract type name	GDS Contract
Purpose of contract	General
Contract start date	01/04/2006
Contract end date	

16/17 Contracted general activity (UDA)	2,700
Carry forward general activity (UDA)	25
16/17 Contracted orthodontic activity (UOA)	0
Carry forward orthodontic activity (UOA)	0
Baseline contract value	£67,031.70

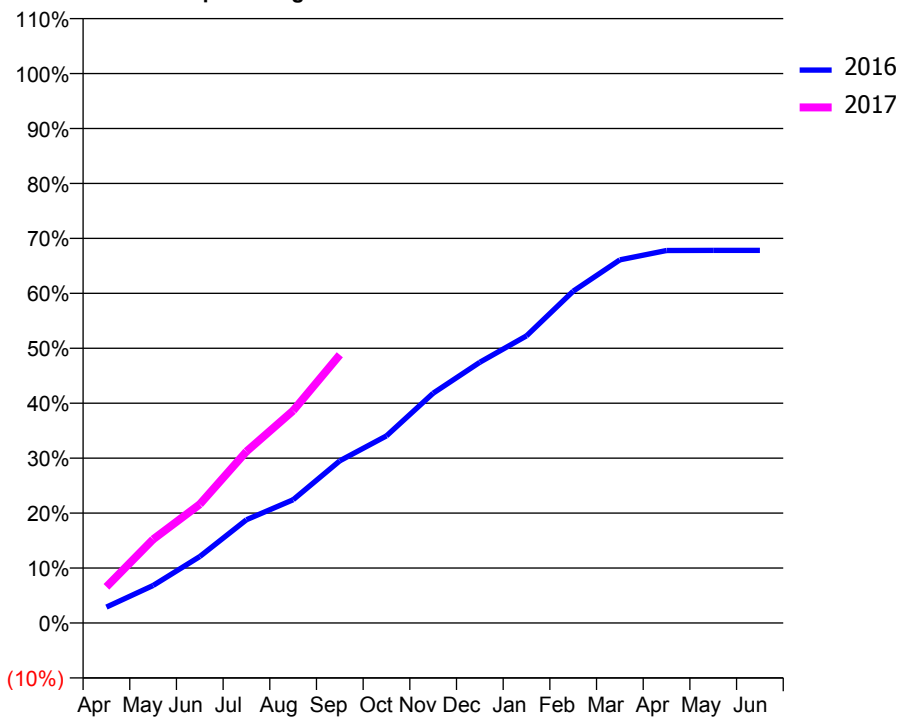
### ACCESS\*

Patients seen in 24 months	Total	Change since previous quarter
Quarter ending September 2015	1,693	
Quarter ending December 2015	1,658	↓
Quarter ending March 2016	1,611	↓
Quarter ending June 2016	1,588	↓
Quarter ending September 2016	1,548	↓
<b>Variance since September 2015</b>	<b>(8.6%)</b>	<b>↓</b>



### ACTIVITY

Cumulative percentage of contracted UDA delivered 2016 & 2017



Adjusted Scheduled Activity (UDA)

Month	2016	2017
April	114	178
May	270	411
June	477	583
July	741	843
August	885	1,043
September	1,165	1,318
October	1,343	
November	1,650	
December	1,872	
January	2,062	
February	2,383	
March	2,607	
April	2,674	
May	2,675	
June	2,675	

### QUALITY

	Quantity	Base Number	Contract	AT	Region	England
% of FP17s for the same patient ID Re-attending within 3 months - Children	50	1,011	4.9%	9.8%	11.8%	12.4%
% of FP17s for the same patient ID Re-attending within 3 months - Adults	3	119	2.5%	15.8%	16.6%	16.7%
% of FP17s for the same patient ID Re-attending between 3 & 9 months - Children	669	1,011	66.2%	59.0%	60.2%	57.4%
% of FP17s for the same patient ID Re-attending between 3 & 9 months - Adults	75	119	63.0%	50.9%	52.0%	50.5%
% of FP17s for Band 1 Urgent Courses	21	1,074	2.0%	9.5%	9.4%	9.1%
% of FP17s Relating to Free Repair or Replacements	0	1,074	0.0%	0.6%	0.7%	0.8%
% of FP17s Relating to Continuations	16	1,074	1.5%	1.1%	1.2%	1.3%
% of Patients satisfied with the dentistry they have received	0	0	N/A	94.8%	93.6%	93.2%
% of Patients satisfied with the time they had to wait for an appointment	0	0	N/A	91.7%	89.1%	89.0%

\* This is based on patients treated on this contract for their most recent course of treatment. Figures in italics indicate the base number of FP17s or Patient Questionnaire responses are less than 100. N/A is shown where the base number of responses is less than 10 during the period. % is calculated as Quantity/Base number\*100



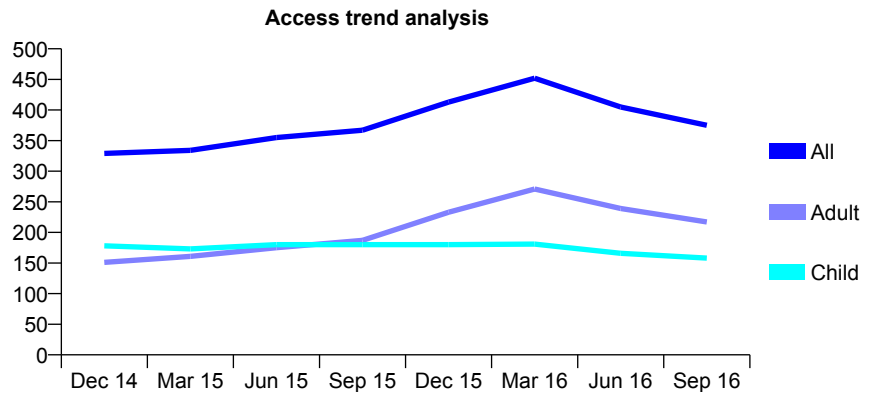
## Q68 - Vital Signs At a Glance Contract Report for 634727/0001 - September 2016

Name or company name	MR RC SCOTT
Contract type name	GDS Contract
Purpose of contract	General
Contract start date	01/04/2006
Contract end date	

16/17 Contracted general activity (UDA)	911
Carry forward general activity (UDA)	-18
16/17 Contracted orthodontic activity (UOA)	0
Carry forward orthodontic activity (UOA)	0
Baseline contract value	£21,446.15

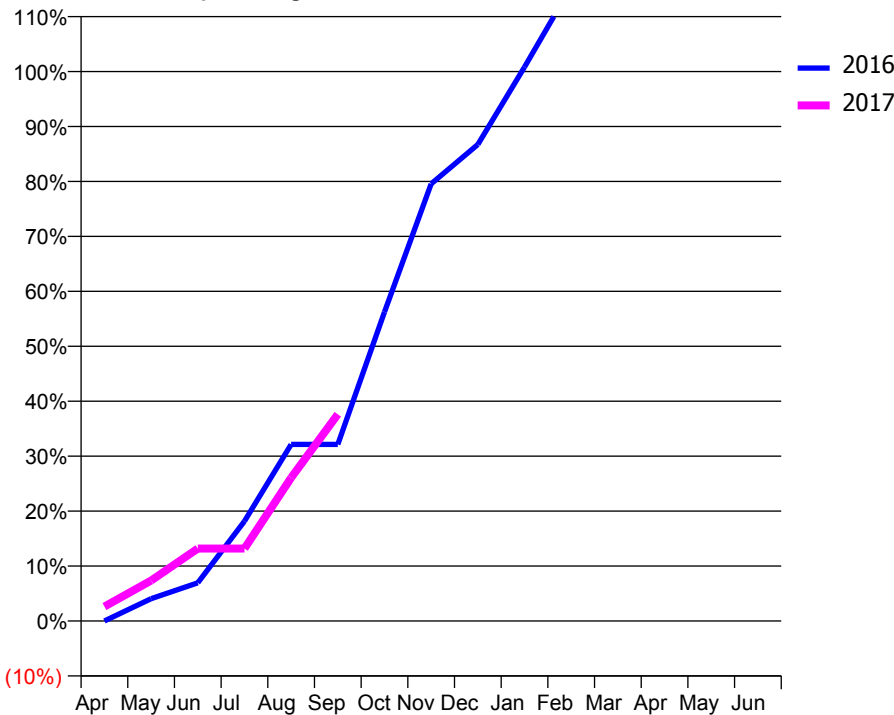
### ACCESS\*

Patients seen in 24 months	Total	Change since previous quarter
Quarter ending September 2015	367	
Quarter ending December 2015	413	↑
Quarter ending March 2016	452	↑
Quarter ending June 2016	405	↓
Quarter ending September 2016	375	↓
<b>Variance since September 2015</b>	<b>2.2%</b>	<b>↑</b>



### ACTIVITY

Cumulative percentage of contracted UDA delivered 2016 & 2017



Month	Adjusted Scheduled Activity (UDA)	
	2016	2017
April	0	24
May	37	67
June	63	120
July	165	120
August	293	238
September	293	343
October	512	
November	725	
December	790	
January	918	
February	1,052	
March	1,229	
April	1,289	
May	1,289	
June	1,289	

### QUALITY

	Quantity	Base Number	Contract	AT	Region	England
% of FP17s for the same patient ID Re-attending within 3 months - Children	2	106	1.9%	9.8%	11.8%	12.4%
% of FP17s for the same patient ID Re-attending within 3 months - Adults	8	113	7.1%	15.8%	16.6%	16.7%
% of FP17s for the same patient ID Re-attending between 3 & 9 months - Children	69	106	65.1%	59.0%	60.2%	57.4%
% of FP17s for the same patient ID Re-attending between 3 & 9 months - Adults	60	113	53.1%	50.9%	52.0%	50.5%
% of FP17s for Band 1 Urgent Courses	4	191	2.1%	9.5%	9.4%	9.1%
% of FP17s Relating to Free Repair or Replacements	0	191	0.0%	0.6%	0.7%	0.8%
% of FP17s Relating to Continuations	3	191	1.6%	1.1%	1.2%	1.3%
% of Patients satisfied with the dentistry they have received	0	0	N/A	94.8%	93.6%	93.2%
% of Patients satisfied with the time they had to wait for an appointment	0	0	N/A	91.7%	89.1%	89.0%

\* This is based on patients treated on this contract for their most recent course of treatment. Figures in italics indicate the base number of FP17s or Patient Questionnaire responses are less than 100. N/A is shown where the base number of responses is less than 10 during the period. % is calculated as Quantity/Base number\*100

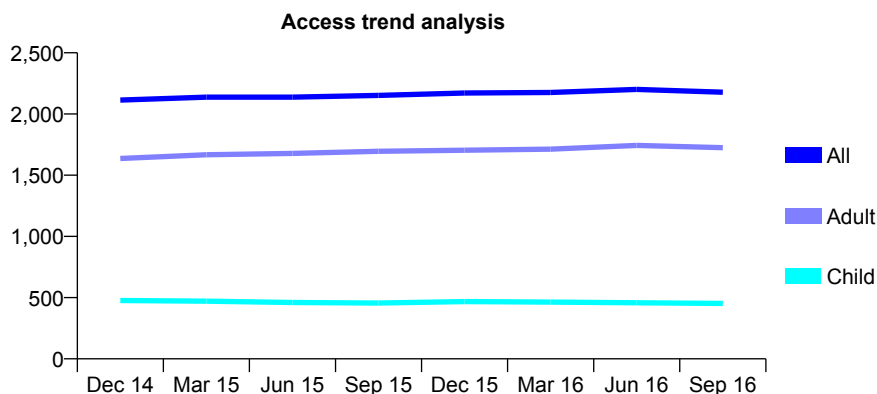
## Q68 - Vital Signs At a Glance Contract Report for 635391/0001 - September 2016

Name or company name	MR DM GUTTERY
Contract type name	GDS Contract
Purpose of contract	General
Contract start date	01/04/2006
Contract end date	

16/17 Contracted general activity (UDA)	6,185
Carry forward general activity (UDA)	-120
16/17 Contracted orthodontic activity (UOA)	0
Carry forward orthodontic activity (UOA)	0
Baseline contract value	£179,284.83

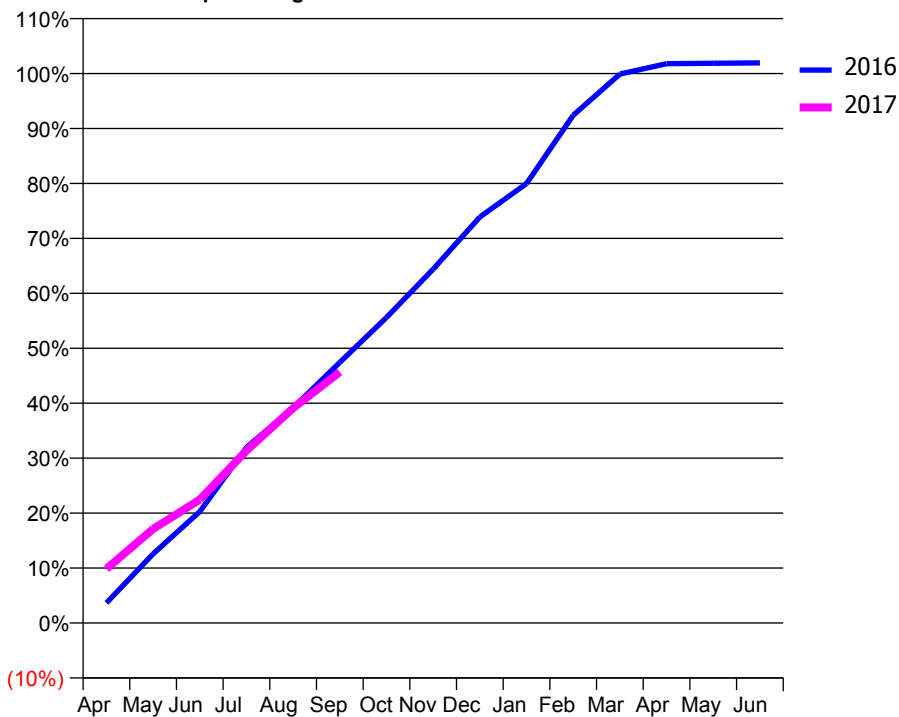
### ACCESS\*

Patients seen in 24 months	Total	Change since previous quarter
Quarter ending September 2015	2,152	
Quarter ending December 2015	2,172	→
Quarter ending March 2016	2,176	→
Quarter ending June 2016	2,201	→
Quarter ending September 2016	2,178	↓
<b>Variance since September 2015</b>	<b>1.2%</b>	<b>→</b>



### ACTIVITY

Cumulative percentage of contracted UDA delivered 2016 & 2017



Month	Adjusted Scheduled Activity (UDA)	
	2016	2017
April	226	609
May	778	1,059
June	1,255	1,389
July	1,976	1,940
August	2,423	2,418
September	2,933	2,826
October	3,439	
November	3,983	
December	4,570	
January	4,946	
February	5,714	
March	6,178	
April	6,295	
May	6,300	
June	6,305	

### QUALITY

	Quantity	Base Number	Contract	AT	Region	England
% of FP17s for the same patient ID Re-attending within 3 months - Children	24	315	7.6%	9.8%	11.8%	12.4%
% of FP17s for the same patient ID Re-attending within 3 months - Adults	260	1,265	20.6%	15.8%	16.6%	16.7%
% of FP17s for the same patient ID Re-attending between 3 & 9 months - Children	163	315	51.7%	59.0%	60.2%	57.4%
% of FP17s for the same patient ID Re-attending between 3 & 9 months - Adults	668	1,265	52.8%	50.9%	52.0%	50.5%
% of FP17s for Band 1 Urgent Courses	124	1,476	8.4%	9.5%	9.4%	9.1%
% of FP17s Relating to Free Repair or Replacements	12	1,476	0.8%	0.6%	0.7%	0.8%
% of FP17s Relating to Continuations	47	1,476	3.2%	1.1%	1.2%	1.3%
% of Patients satisfied with the dentistry they have received	2	2	N/A	94.8%	93.6%	93.2%
% of Patients satisfied with the time they had to wait for an appointment	2	2	N/A	91.7%	89.1%	89.0%

\* This is based on patients treated on this contract for their most recent course of treatment. Figures in italics indicate the base number of FP17s or Patient Questionnaire responses are less than 100. N/A is shown where the base number of responses is less than 10 during the period. % is calculated as Quantity/Base number\*100

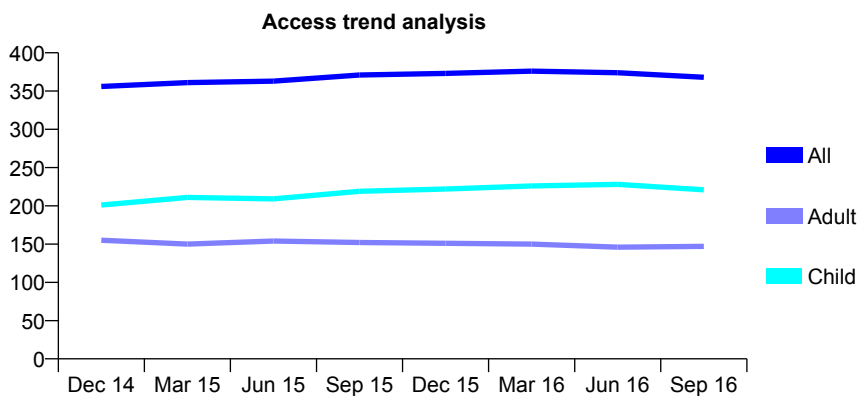
## Q68 - Vital Signs At a Glance Contract Report for 636290/0001 - September 2016

Name or company name	MR DJ BURNHAM
Contract type name	GDS Contract
Purpose of contract	General
Contract start date	01/04/2006
Contract end date	

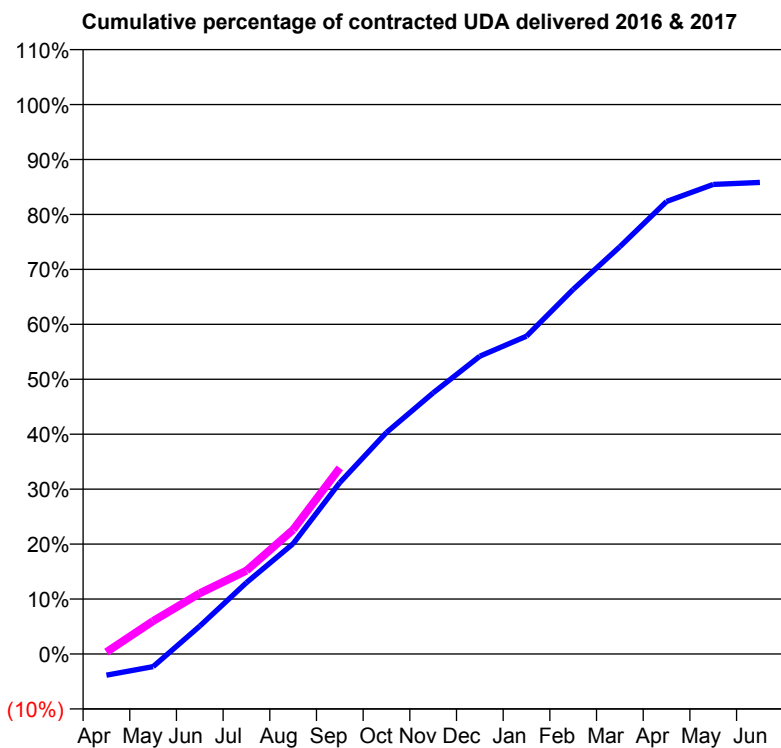
16/17 Contracted general activity (UDA)	850
Carry forward general activity (UDA)	0
16/17 Contracted orthodontic activity (UOA)	0
Carry forward orthodontic activity (UOA)	0
Baseline contract value	£19,001.35

### ACCESS\*

Patients seen in 24 months	Total	Change since previous quarter
Quarter ending September 2015	371	
Quarter ending December 2015	373	→
Quarter ending March 2016	376	→
Quarter ending June 2016	374	→
Quarter ending September 2016	368	↓
<b>Variance since September 2015</b>	<b>(0.8%)</b>	→



### ACTIVITY



Month	Adjusted Scheduled Activity (UDA)	
	2016	2017
April	-33	3
May	-20	51
June	43	94
July	110	129
August	171	192
September	265	288
October	343	
November	404	
December	461	
January	492	
February	564	
March	630	
April	700	
May	726	
June	729	

### QUALITY

	Quantity	Base Number	Contract	AT	Region	England
% of FP17s for the same patient ID Re-attending within 3 months - Children	2	123	1.6%	9.8%	11.8%	12.4%
% of FP17s for the same patient ID Re-attending within 3 months - Adults	10	73	13.7%	15.8%	16.6%	16.7%
% of FP17s for the same patient ID Re-attending between 3 & 9 months - Children	53	123	43.1%	59.0%	60.2%	57.4%
% of FP17s for the same patient ID Re-attending between 3 & 9 months - Adults	26	73	35.6%	50.9%	52.0%	50.5%
% of FP17s for Band 1 Urgent Courses	9	118	7.6%	9.5%	9.4%	9.1%
% of FP17s Relating to Free Repair or Replacements	0	118	0.0%	0.6%	0.7%	0.8%
% of FP17s Relating to Continuations	0	118	0.0%	1.1%	1.2%	1.3%
% of Patients satisfied with the dentistry they have received	0	0	N/A	94.8%	93.6%	93.2%
% of Patients satisfied with the time they had to wait for an appointment	0	0	N/A	91.7%	89.1%	89.0%

\* This is based on patients treated on this contract for their most recent course of treatment. Figures in italics indicate the base number of FP17s or Patient Questionnaire responses are less than 100. N/A is shown where the base number of responses is less than 10 during the period. % is calculated as Quantity/Base number\*100

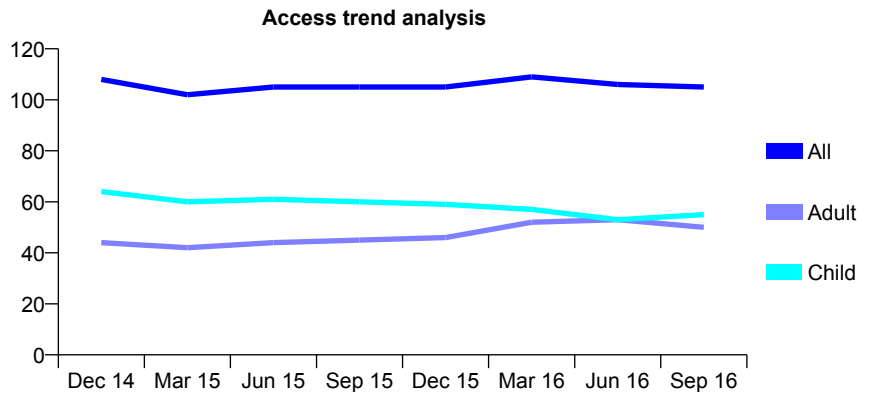
## Q68 - Vital Signs At a Glance Contract Report for 638730/0001 - September 2016

Name or company name	MR DA RHODEN
Contract type name	GDS Contract
Purpose of contract	General
Contract start date	01/04/2006
Contract end date	

16/17 Contracted general activity (UDA)	170
Carry forward general activity (UDA)	0
16/17 Contracted orthodontic activity (UOA)	0
Carry forward orthodontic activity (UOA)	0
Baseline contract value	£3,861.75

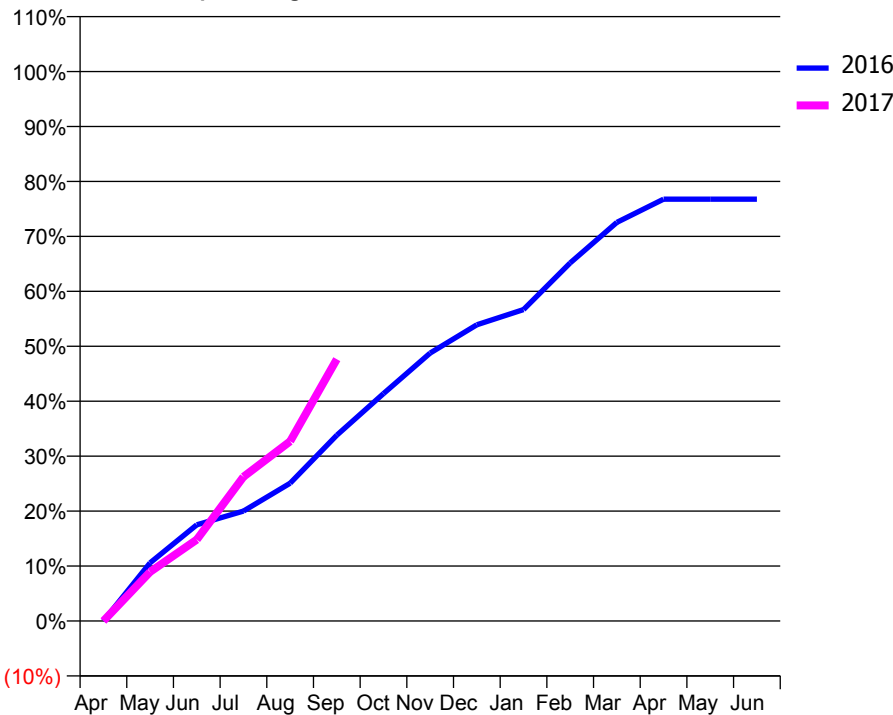
### ACCESS\*

Patients seen in 24 months	Total	Change since previous quarter
Quarter ending September 2015	105	
Quarter ending December 2015	105	→
Quarter ending March 2016	109	↑
Quarter ending June 2016	106	↓
Quarter ending September 2016	105	→
<b>Variance since September 2015</b>	<b>0.0%</b>	<b>→</b>



### ACTIVITY

Cumulative percentage of contracted UDA delivered 2016 & 2017



Month	Adjusted Scheduled Activity (UDA)	
	2016	2017
April	0	0
May	23	15
June	38	25
July	43	45
August	54	56
September	73	81
October	90	
November	106	
December	117	
January	123	
February	141	
March	157	
April	167	
May	167	
June	167	

### QUALITY

	Quantity	Base Number	Contract	AT	Region	England
% of FP17s for the same patient ID Re-attending within 3 months - Children	3	38	7.9%	9.8%	11.8%	12.4%
% of FP17s for the same patient ID Re-attending within 3 months - Adults	1	26	3.8%	15.8%	16.6%	16.7%
% of FP17s for the same patient ID Re-attending between 3 & 9 months - Children	16	38	42.1%	59.0%	60.2%	57.4%
% of FP17s for the same patient ID Re-attending between 3 & 9 months - Adults	13	26	50.0%	50.9%	52.0%	50.5%
% of FP17s for Band 1 Urgent Courses	5	54	9.3%	9.5%	9.4%	9.1%
% of FP17s Relating to Free Repair or Replacements	0	54	0.0%	0.6%	0.7%	0.8%
% of FP17s Relating to Continuations	0	54	0.0%	1.1%	1.2%	1.3%
% of Patients satisfied with the dentistry they have received	0	0	N/A	94.8%	93.6%	93.2%
% of Patients satisfied with the time they had to wait for an appointment	0	0	N/A	91.7%	89.1%	89.0%

\* This is based on patients treated on this contract for their most recent course of treatment. Figures in italics indicate the base number of FP17s or Patient Questionnaire responses are less than 100. N/A is shown where the base number of responses is less than 10 during the period. % is calculated as Quantity/Base number\*100

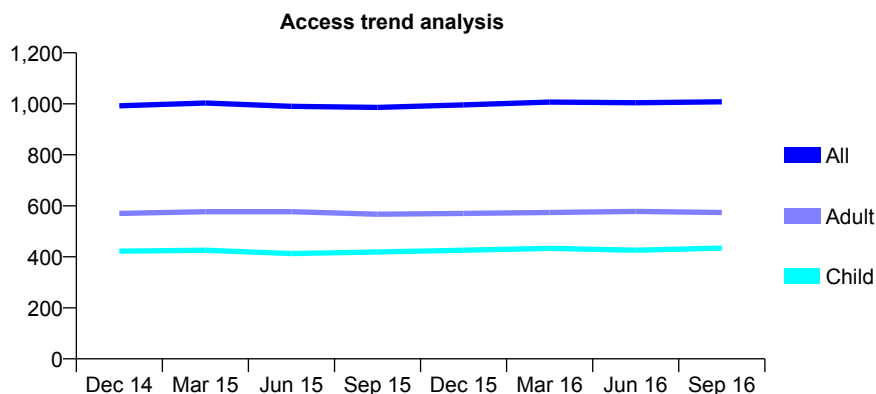
## Q68 - Vital Signs At a Glance Contract Report for 643440/0001 - September 2016

Name or company name	MR KA GOWER
Contract type name	GDS Contract
Purpose of contract	General
Contract start date	01/04/2006
Contract end date	

16/17 Contracted general activity (UDA)	2,240
Carry forward general activity (UDA)	9
16/17 Contracted orthodontic activity (UOA)	0
Carry forward orthodontic activity (UOA)	0
Baseline contract value	£49,785.52

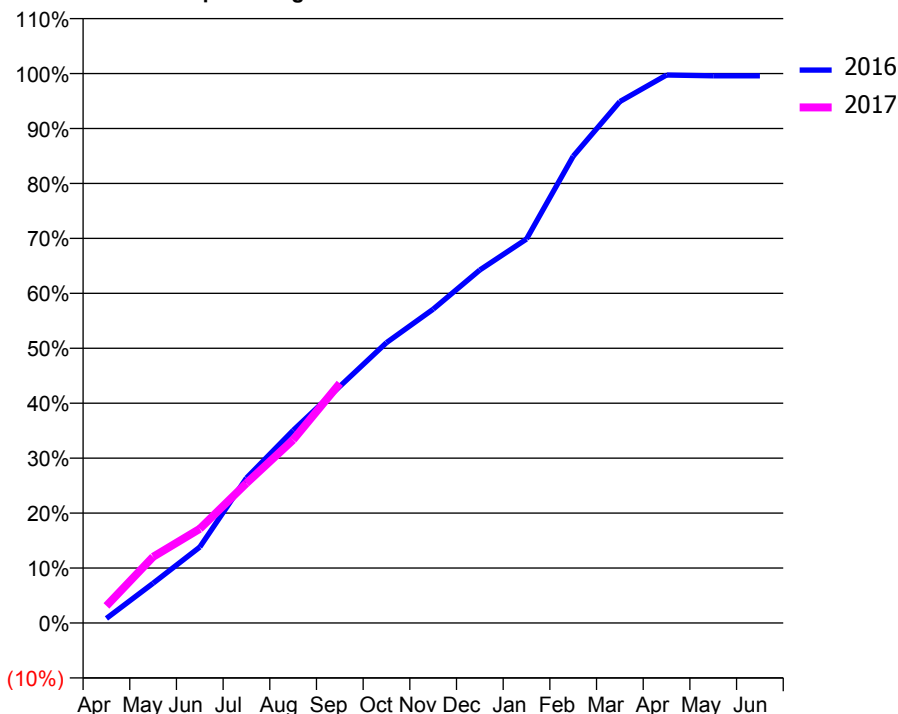
### ACCESS\*

Patients seen in 24 months	Total	Change since previous quarter
Quarter ending September 2015	986	
Quarter ending December 2015	996	→
Quarter ending March 2016	1,007	→
Quarter ending June 2016	1,004	→
Quarter ending September 2016	1,008	→
<b>Variance since September 2015</b>	<b>2.2%</b>	<b>↑</b>



### ACTIVITY

Cumulative percentage of contracted UDA delivered 2016 & 2017



Month	Adjusted Scheduled Activity (UDA)	
	2016	2017
April	19	70
May	162	270
June	309	384
July	591	570
August	785	746
September	964	977
October	1,143	
November	1,279	
December	1,439	
January	1,565	
February	1,903	
March	2,126	
April	2,234	
May	2,231	
June	2,231	

### QUALITY

	Quantity	Base Number	Contract	AT	Region	England
% of FP17s for the same patient ID Re-attending within 3 months - Children	29	350	8.3%	9.8%	11.8%	12.4%
% of FP17s for the same patient ID Re-attending within 3 months - Adults	46	382	12.0%	15.8%	16.6%	16.7%
% of FP17s for the same patient ID Re-attending between 3 & 9 months - Children	235	350	67.1%	59.0%	60.2%	57.4%
% of FP17s for the same patient ID Re-attending between 3 & 9 months - Adults	204	382	53.4%	50.9%	52.0%	50.5%
% of FP17s for Band 1 Urgent Courses	46	670	6.9%	9.5%	9.4%	9.1%
% of FP17s Relating to Free Repair or Replacements	1	670	0.1%	0.6%	0.7%	0.8%
% of FP17s Relating to Continuations	1	670	0.1%	1.1%	1.2%	1.3%
% of Patients satisfied with the dentistry they have received	2	2	N/A	94.8%	93.6%	93.2%
% of Patients satisfied with the time they had to wait for an appointment	2	2	N/A	91.7%	89.1%	89.0%

\* This is based on patients treated on this contract for their most recent course of treatment. Figures in italics indicate the base number of FP17s or Patient Questionnaire responses are less than 100. N/A is shown where the base number of responses is less than 10 during the period. % is calculated as Quantity/Base number\*100

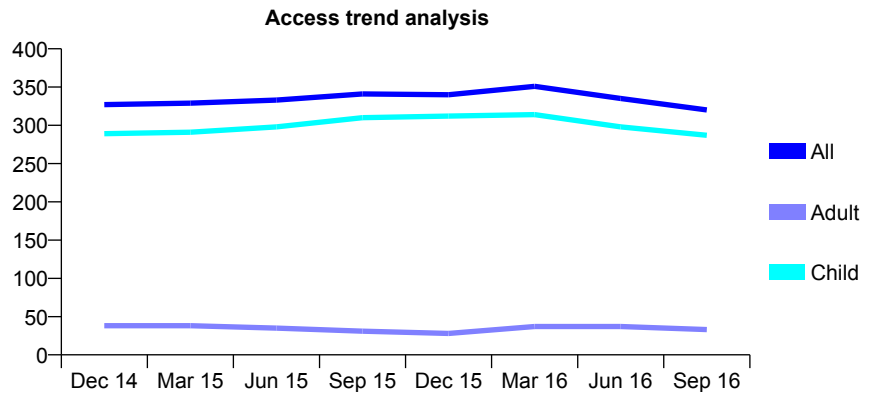
## Q68 - Vital Signs At a Glance Contract Report for 644951/0001 - September 2016

Name or company name	MR NJ JULLIEN
Contract type name	GDS Contract
Purpose of contract	General
Contract start date	01/04/2006
Contract end date	

16/17 Contracted general activity (UDA)	550
Carry forward general activity (UDA)	0
16/17 Contracted orthodontic activity (UOA)	0
Carry forward orthodontic activity (UOA)	0
Baseline contract value	£12,224.13

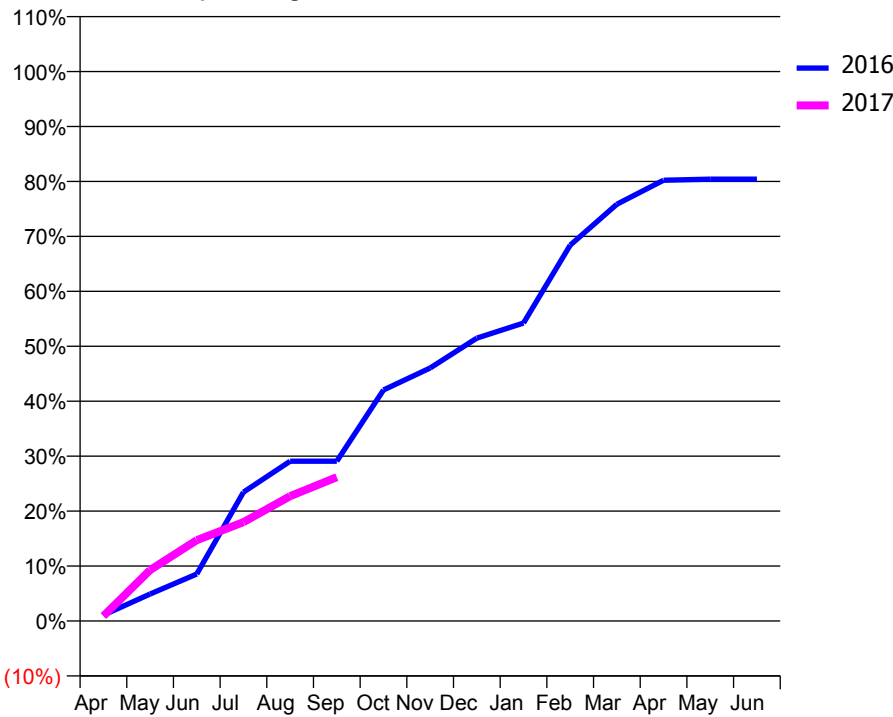
### ACCESS\*

Patients seen in 24 months	Total	Change since previous quarter
Quarter ending September 2015	341	
Quarter ending December 2015	340	→
Quarter ending March 2016	351	↑
Quarter ending June 2016	335	↓
Quarter ending September 2016	320	↓
<b>Variance since September 2015</b>	<b>(6.2%)</b>	<b>↓</b>



### ACTIVITY

Cumulative percentage of contracted UDA delivered 2016 & 2017



Month	Adjusted Scheduled Activity (UDA)	
	2016	2017
April	6	5
May	27	51
June	47	81
July	129	99
August	160	125
September	160	144
October	231	
November	253	
December	283	
January	298	
February	376	
March	417	
April	441	
May	442	
June	442	

### QUALITY

	Quantity	Base Number	Contract	AT	Region	England
% of FP17s for the same patient ID Re-attending within 3 months - Children	5	134	3.7%	9.8%	11.8%	12.4%
% of FP17s for the same patient ID Re-attending within 3 months - Adults	0	2	0.0%	15.8%	16.6%	16.7%
% of FP17s for the same patient ID Re-attending between 3 & 9 months - Children	67	134	50.0%	59.0%	60.2%	57.4%
% of FP17s for the same patient ID Re-attending between 3 & 9 months - Adults	1	2	50.0%	50.9%	52.0%	50.5%
% of FP17s for Band 1 Urgent Courses	0	112	0.0%	9.5%	9.4%	9.1%
% of FP17s Relating to Free Repair or Replacements	0	112	0.0%	0.6%	0.7%	0.8%
% of FP17s Relating to Continuations	0	112	0.0%	1.1%	1.2%	1.3%
% of Patients satisfied with the dentistry they have received	0	0	N/A	94.8%	93.6%	93.2%
% of Patients satisfied with the time they had to wait for an appointment	0	0	N/A	91.7%	89.1%	89.0%

\* This is based on patients treated on this contract for their most recent course of treatment. Figures in italics indicate the base number of FP17s or Patient Questionnaire responses are less than 100. N/A is shown where the base number of responses is less than 10 during the period. % is calculated as Quantity/Base number\*100

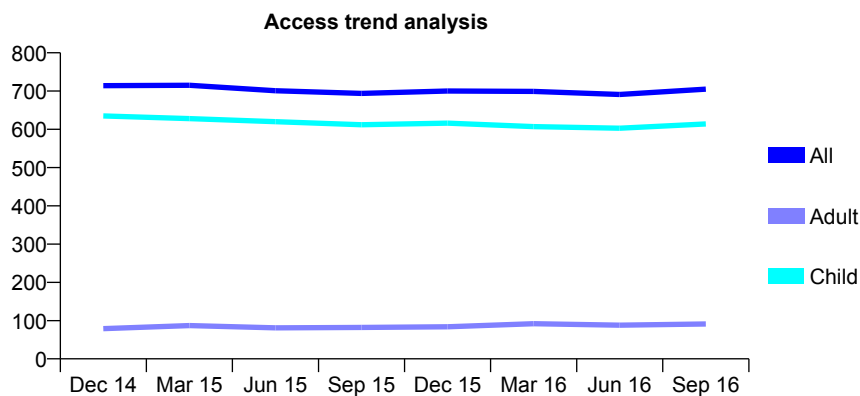
## Q68 - Vital Signs At a Glance Contract Report for 649473/0001 - September 2016

Name or company name	MR AB DAVIDSON
Contract type name	GDS Contract
Purpose of contract	General
Contract start date	01/04/2006
Contract end date	

16/17 Contracted general activity (UDA)	1,200
Carry forward general activity (UDA)	39
16/17 Contracted orthodontic activity (UOA)	0
Carry forward orthodontic activity (UOA)	0
Baseline contract value	£30,183.61

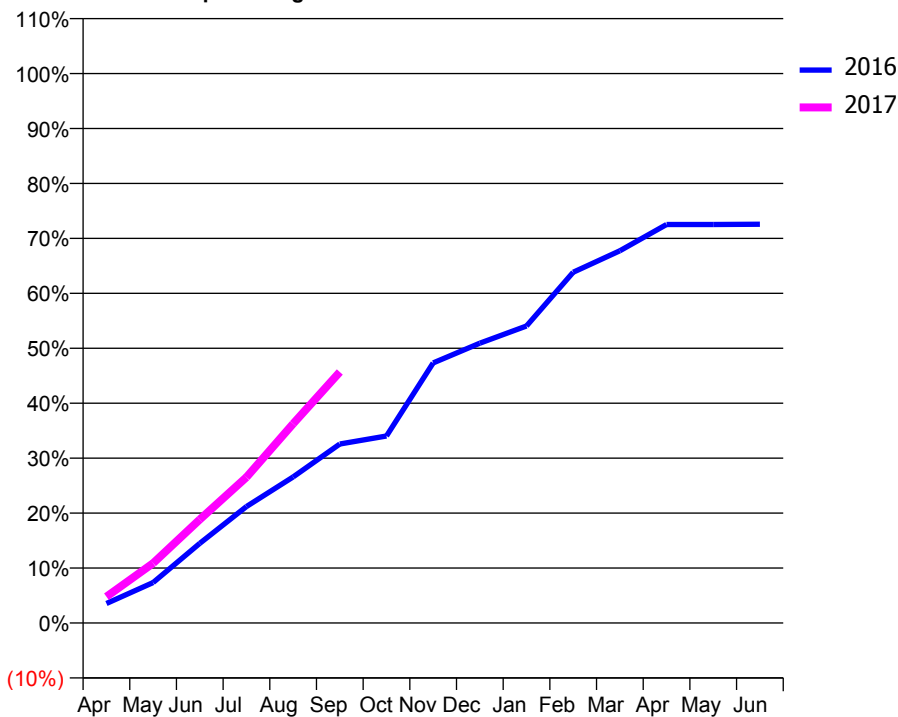
### ACCESS\*

Patients seen in 24 months	Total	Change since previous quarter
Quarter ending September 2015	694	
Quarter ending December 2015	700	→
Quarter ending March 2016	699	→
Quarter ending June 2016	691	↓
Quarter ending September 2016	705	↑
<b>Variance since September 2015</b>	<b>1.6%</b>	<b>→</b>



### ACTIVITY

Cumulative percentage of contracted UDA delivered 2016 & 2017



Month	Adjusted Scheduled Activity (UDA)	
	2016	2017
April	57	57
May	118	131
June	232	226
July	339	318
August	425	435
September	521	548
October	544	
November	757	
December	815	
January	865	
February	1,021	
March	1,084	
April	1,160	
May	1,160	
June	1,161	

### QUALITY

	Quantity	Base Number	Contract	AT	Region	England
% of FP17s for the same patient ID Re-attending within 3 months - Children	23	467	4.9%	9.8%	11.8%	12.4%
% of FP17s for the same patient ID Re-attending within 3 months - Adults	1	6	16.7%	15.8%	16.6%	16.7%
% of FP17s for the same patient ID Re-attending between 3 & 9 months - Children	274	467	58.7%	59.0%	60.2%	57.4%
% of FP17s for the same patient ID Re-attending between 3 & 9 months - Adults	2	6	33.3%	50.9%	52.0%	50.5%
% of FP17s for Band 1 Urgent Courses	11	424	2.6%	9.5%	9.4%	9.1%
% of FP17s Relating to Free Repair or Replacements	0	424	0.0%	0.6%	0.7%	0.8%
% of FP17s Relating to Continuations	0	424	0.0%	1.1%	1.2%	1.3%
% of Patients satisfied with the dentistry they have received	0	0	N/A	94.8%	93.6%	93.2%
% of Patients satisfied with the time they had to wait for an appointment	0	0	N/A	91.7%	89.1%	89.0%

\* This is based on patients treated on this contract for their most recent course of treatment. Figures in italics indicate the base number of FP17s or Patient Questionnaire responses are less than 100. N/A is shown where the base number of responses is less than 10 during the period. % is calculated as Quantity/Base number\*100



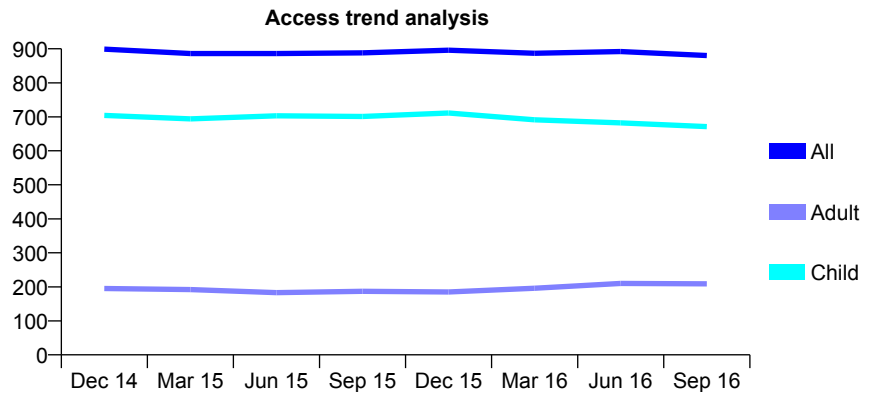
## Q68 - Vital Signs At a Glance Contract Report for 649848/0001 - September 2016

Name or company name	MR MJ ANNALS
Contract type name	GDS Contract
Purpose of contract	General
Contract start date	01/04/2006
Contract end date	

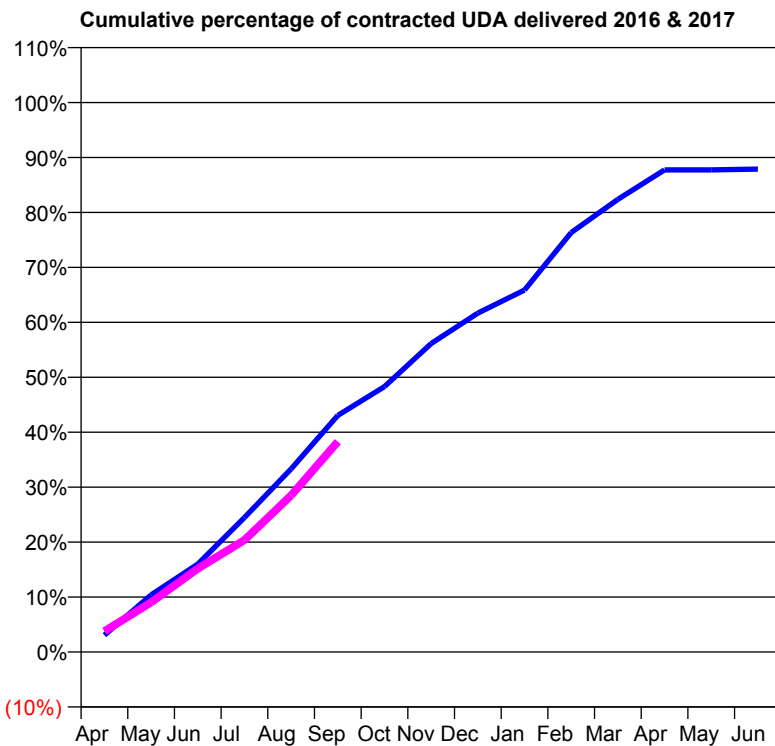
16/17 Contracted general activity (UDA)	2,100
Carry forward general activity (UDA)	0
16/17 Contracted orthodontic activity (UOA)	0
Carry forward orthodontic activity (UOA)	0
Baseline contract value	£50,915.13

### ACCESS\*

Patients seen in 24 months	Total	Change since previous quarter
Quarter ending September 2015	888	
Quarter ending December 2015	896	→
Quarter ending March 2016	887	↓
Quarter ending June 2016	892	→
Quarter ending September 2016	880	↓
<b>Variance since September 2015</b>	<b>(0.9%)</b>	<b>→</b>



### ACTIVITY



Month	Adjusted Scheduled Activity (UDA)	
	2016	2017
April	64	79
May	218	190
June	336	319
July	514	428
August	700	599
September	904	804
October	1,014	
November	1,179	
December	1,295	
January	1,383	
February	1,603	
March	1,730	
April	1,842	
May	1,842	
June	1,845	

### QUALITY

	Quantity	Base Number	Contract	AT	Region	England
% of FP17s for the same patient ID Re-attending within 3 months - Children	23	620	3.7%	9.8%	11.8%	12.4%
% of FP17s for the same patient ID Re-attending within 3 months - Adults	1	88	1.1%	15.8%	16.6%	16.7%
% of FP17s for the same patient ID Re-attending between 3 & 9 months - Children	461	620	74.4%	59.0%	60.2%	57.4%
% of FP17s for the same patient ID Re-attending between 3 & 9 months - Adults	62	88	70.5%	50.9%	52.0%	50.5%
% of FP17s for Band 1 Urgent Courses	9	609	1.5%	9.5%	9.4%	9.1%
% of FP17s Relating to Free Repair or Replacements	0	609	0.0%	0.6%	0.7%	0.8%
% of FP17s Relating to Continuations	0	609	0.0%	1.1%	1.2%	1.3%
% of Patients satisfied with the dentistry they have received	0	0	N/A	94.8%	93.6%	93.2%
% of Patients satisfied with the time they had to wait for an appointment	0	0	N/A	91.7%	89.1%	89.0%

\* This is based on patients treated on this contract for their most recent course of treatment. Figures in italics indicate the base number of FP17s or Patient Questionnaire responses are less than 100. N/A is shown where the base number of responses is less than 10 during the period. % is calculated as Quantity/Base number\*100

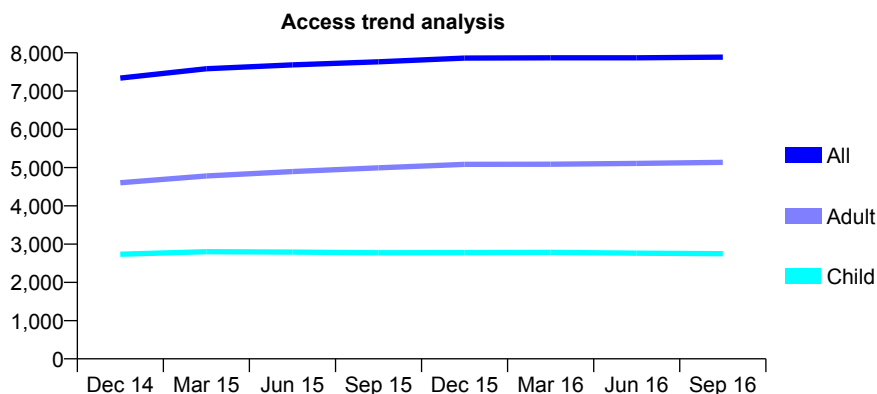
## Q68 - Vital Signs At a Glance Contract Report for 653381/0001 - September 2016

Name or company name	MR SG QUELCH
Contract type name	GDS Contract
Purpose of contract	General
Contract start date	01/04/2006
Contract end date	

16/17 Contracted general activity (UDA)	17,527
Carry forward general activity (UDA)	0
16/17 Contracted orthodontic activity (UOA)	0
Carry forward orthodontic activity (UOA)	0
Baseline contract value	£543,172.04

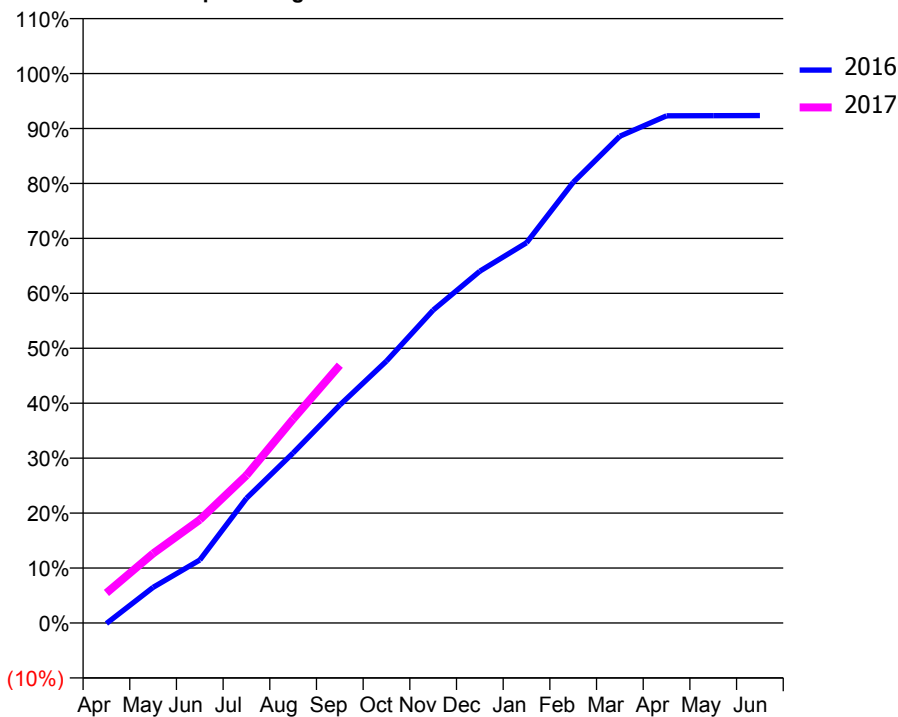
### ACCESS\*

Patients seen in 24 months	Total	Change since previous quarter
Quarter ending September 2015	7,766	
Quarter ending December 2015	7,861	→
Quarter ending March 2016	7,869	→
Quarter ending June 2016	7,871	→
Quarter ending September 2016	7,886	→
<b>Variance since September 2015</b>	<b>1.5%</b>	<b>→</b>



### ACTIVITY

Cumulative percentage of contracted UDA delivered 2016 & 2017



Adjusted Scheduled Activity (UDA)

Month	2016	2017
April	-18	960
May	1,140	2,217
June	2,010	3,296
July	3,981	4,710
August	5,426	6,505
September	6,953	8,222
October	8,357	
November	9,979	
December	11,224	
January	12,130	
February	14,055	
March	15,527	
April	16,179	
May	16,181	
June	16,184	

### QUALITY

	Quantity	Base Number	Contract	AT	Region	England
% of FP17s for the same patient ID Re-attending within 3 months - Children	191	2,410	7.9%	9.8%	11.8%	12.4%
% of FP17s for the same patient ID Re-attending within 3 months - Adults	507	3,583	14.2%	15.8%	16.6%	16.7%
% of FP17s for the same patient ID Re-attending between 3 & 9 months - Children	1,687	2,410	70.0%	59.0%	60.2%	57.4%
% of FP17s for the same patient ID Re-attending between 3 & 9 months - Adults	1,851	3,583	51.7%	50.9%	52.0%	50.5%
% of FP17s for Band 1 Urgent Courses	357	5,017	7.1%	9.5%	9.4%	9.1%
% of FP17s Relating to Free Repair or Replacements	31	5,017	0.6%	0.6%	0.7%	0.8%
% of FP17s Relating to Continuations	21	5,017	0.4%	1.1%	1.2%	1.3%
% of Patients satisfied with the dentistry they have received	10	10	100.0%	94.8%	93.6%	93.2%
% of Patients satisfied with the time they had to wait for an appointment	9	10	90.0%	91.7%	89.1%	89.0%

\* This is based on patients treated on this contract for their most recent course of treatment. Figures in italics indicate the base number of FP17s or Patient Questionnaire responses are less than 100. N/A is shown where the base number of responses is less than 10 during the period. % is calculated as Quantity/Base number\*100

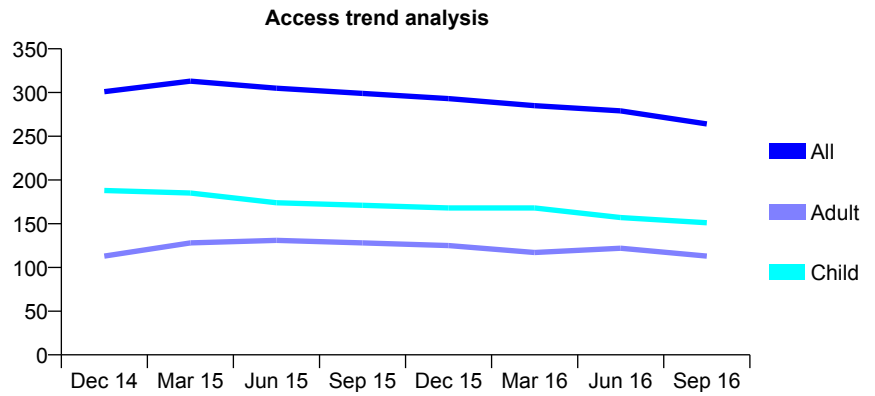
## Q68 - Vital Signs At a Glance Contract Report for 657867/0002 - September 2016

Name or company name	MR L VAN ROOY
Contract type name	GDS Contract
Purpose of contract	General
Contract start date	01/07/2006
Contract end date	

16/17 Contracted general activity (UDA)	1,000
Carry forward general activity (UDA)	0
16/17 Contracted orthodontic activity (UOA)	0
Carry forward orthodontic activity (UOA)	0
Baseline contract value	£28,721.42

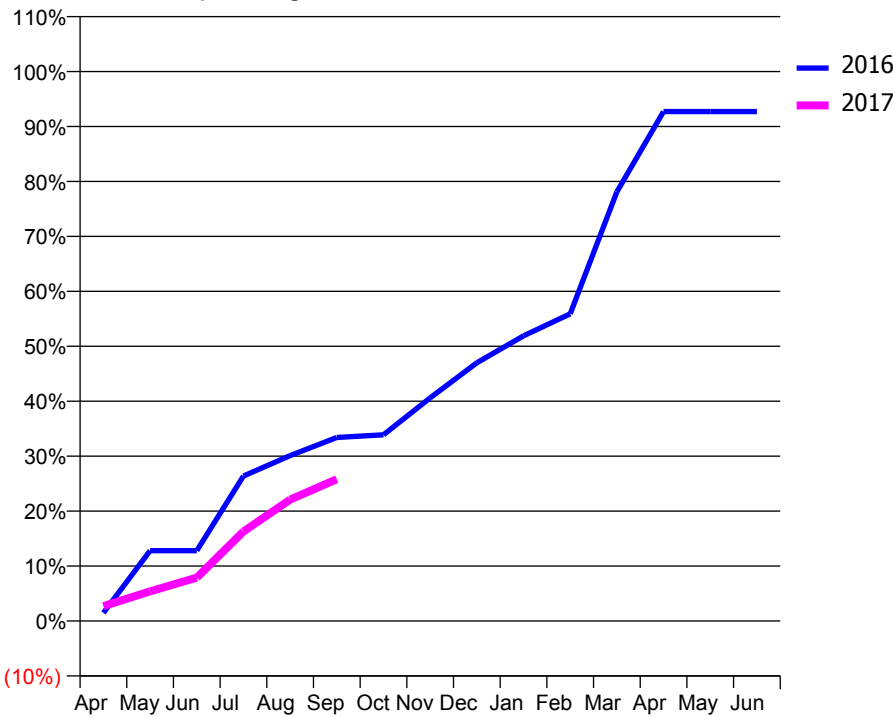
### ACCESS\*

Patients seen in 24 months	Total	Change since previous quarter
Quarter ending September 2015	299	
Quarter ending December 2015	293	↓
Quarter ending March 2016	285	↓
Quarter ending June 2016	279	↓
Quarter ending September 2016	264	↓
<b>Variance since September 2015</b>	<b>(11.7%)</b>	<b>↓</b>



### ACTIVITY

Cumulative percentage of contracted UDA delivered 2016 & 2017



Month	Adjusted Scheduled Activity (UDA)	
	2016	2017
April	15	27
May	128	54
June	128	79
July	264	163
August	301	221
September	334	258
October	339	
November	406	
December	470	
January	519	
February	559	
March	781	
April	927	
May	927	
June	927	

### QUALITY

	Quantity	Base Number	Contract	AT	Region	England
% of FP17s for the same patient ID Re-attending within 3 months - Children	6	85	7.1%	9.8%	11.8%	12.4%
% of FP17s for the same patient ID Re-attending within 3 months - Adults	1	28	3.6%	15.8%	16.6%	16.7%
% of FP17s for the same patient ID Re-attending between 3 & 9 months - Children	47	85	55.3%	59.0%	60.2%	57.4%
% of FP17s for the same patient ID Re-attending between 3 & 9 months - Adults	6	28	21.4%	50.9%	52.0%	50.5%
% of FP17s for Band 1 Urgent Courses	0	87	0.0%	9.5%	9.4%	9.1%
% of FP17s Relating to Free Repair or Replacements	0	87	0.0%	0.6%	0.7%	0.8%
% of FP17s Relating to Continuations	0	87	0.0%	1.1%	1.2%	1.3%
% of Patients satisfied with the dentistry they have received	0	0	N/A	94.8%	93.6%	93.2%
% of Patients satisfied with the time they had to wait for an appointment	0	0	N/A	91.7%	89.1%	89.0%

\* This is based on patients treated on this contract for their most recent course of treatment. Figures in italics indicate the base number of FP17s or Patient Questionnaire responses are less than 100. N/A is shown where the base number of responses is less than 10 during the period. % is calculated as Quantity/Base number\*100

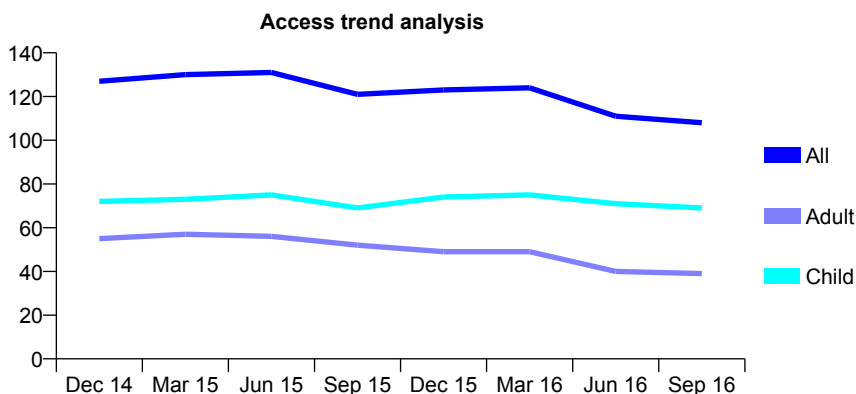
## Q68 - Vital Signs At a Glance Contract Report for 661015/0001 - September 2016

Name or company name	MR S MAGNANI
Contract type name	GDS Contract
Purpose of contract	General
Contract start date	01/04/2007
Contract end date	

16/17 Contracted general activity (UDA)	200
Carry forward general activity (UDA)	0
16/17 Contracted orthodontic activity (UOA)	0
Carry forward orthodontic activity (UOA)	0
Baseline contract value	£5,447.09

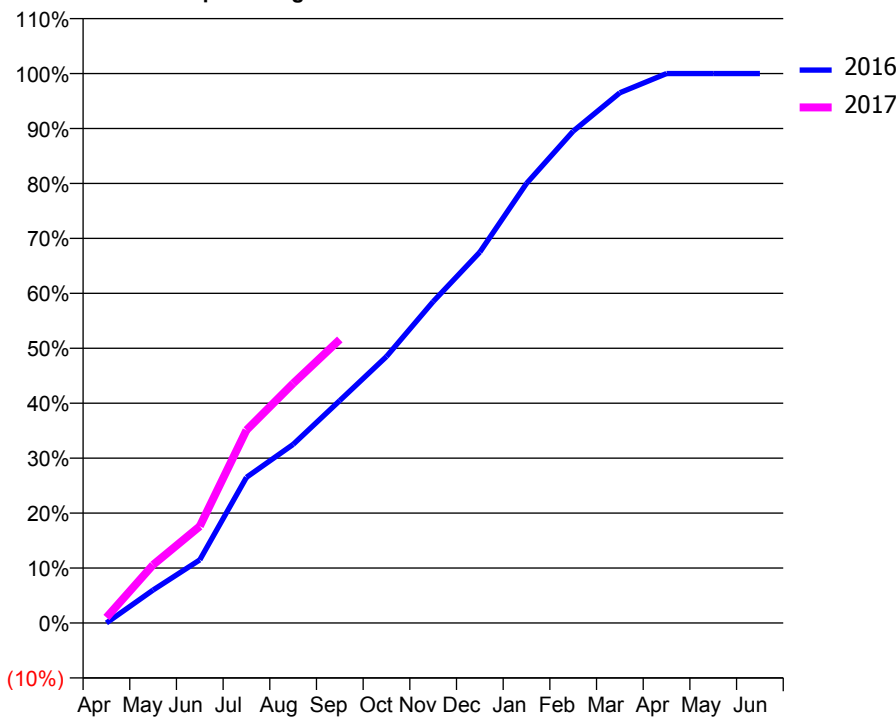
### ACCESS\*

Patients seen in 24 months	Total	Change since previous quarter
Quarter ending September 2015	121	
Quarter ending December 2015	123	→
Quarter ending March 2016	124	→
Quarter ending June 2016	111	↓
Quarter ending September 2016	108	↓
<b>Variance since September 2015</b>	<b>(10.7%)</b>	<b>↓</b>



### ACTIVITY

Cumulative percentage of contracted UDA delivered 2016 & 2017



Month	Adjusted Scheduled Activity (UDA)	
	2016	2017
April	0	2
May	12	21
June	23	35
July	53	70
August	65	87
September	81	103
October	97	
November	117	
December	135	
January	160	
February	179	
March	193	
April	200	
May	200	
June	200	

### QUALITY

	Quantity	Base Number	Contract	AT	Region	England
% of FP17s for the same patient ID Re-attending within 3 months - Children	1	43	2.3%	9.8%	11.8%	12.4%
% of FP17s for the same patient ID Re-attending within 3 months - Adults	1	15	6.7%	15.8%	16.6%	16.7%
% of FP17s for the same patient ID Re-attending between 3 & 9 months - Children	26	43	60.5%	59.0%	60.2%	57.4%
% of FP17s for the same patient ID Re-attending between 3 & 9 months - Adults	5	15	33.3%	50.9%	52.0%	50.5%
% of FP17s for Band 1 Urgent Courses	1	53	1.9%	9.5%	9.4%	9.1%
% of FP17s Relating to Free Repair or Replacements	0	53	0.0%	0.6%	0.7%	0.8%
% of FP17s Relating to Continuations	0	53	0.0%	1.1%	1.2%	1.3%
% of Patients satisfied with the dentistry they have received	0	0	N/A	94.8%	93.6%	93.2%
% of Patients satisfied with the time they had to wait for an appointment	0	0	N/A	91.7%	89.1%	89.0%

\* This is based on patients treated on this contract for their most recent course of treatment. Figures in italics indicate the base number of FP17s or Patient Questionnaire responses are less than 100. N/A is shown where the base number of responses is less than 10 during the period. % is calculated as Quantity/Base number\*100

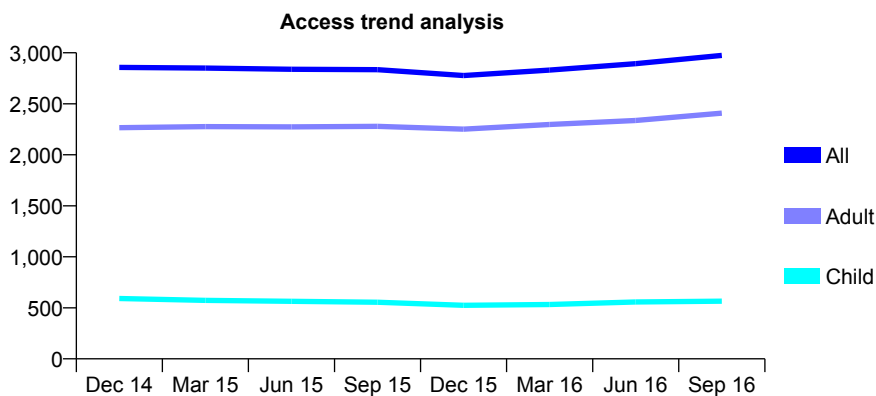
## Q68 - Vital Signs At a Glance Contract Report for 673285/0001 - September 2016

Name or company name	MR S POULADI
Contract type name	GDS Contract
Purpose of contract	General
Contract start date	01/04/2006
Contract end date	

16/17 Contracted general activity (UDA)	10,380
Carry forward general activity (UDA)	0
16/17 Contracted orthodontic activity (UOA)	0
Carry forward orthodontic activity (UOA)	0
Baseline contract value	£259,816.82

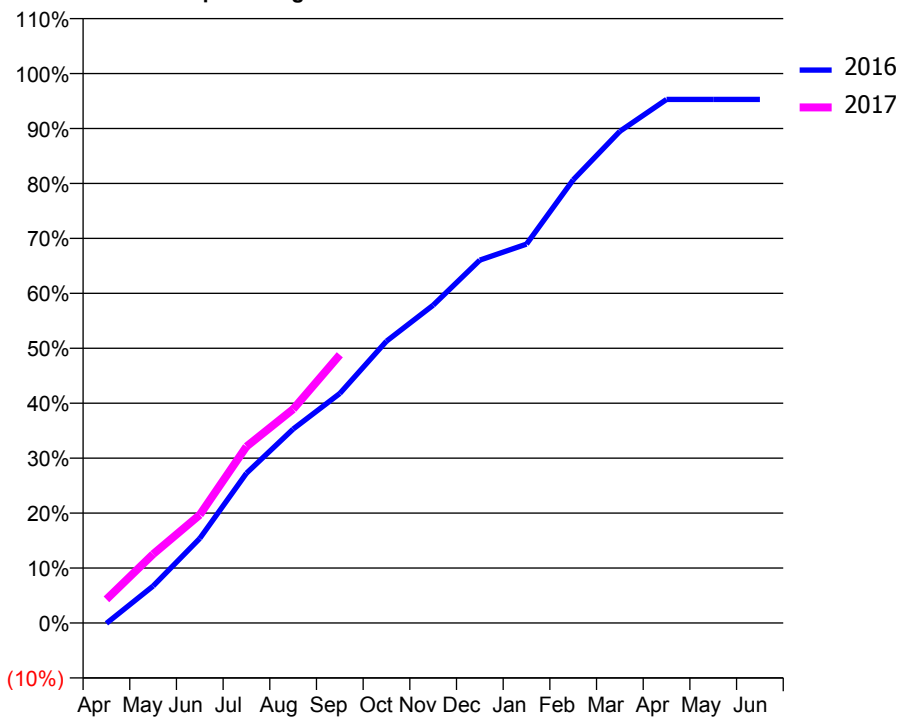
### ACCESS\*

Patients seen in 24 months	Total	Change since previous quarter
Quarter ending September 2015	2,834	
Quarter ending December 2015	2,777	↓
Quarter ending March 2016	2,831	→
Quarter ending June 2016	2,893	↑
Quarter ending September 2016	2,974	↑
<b>Variance since September 2015</b>	<b>4.9%</b>	<b>↑</b>



### ACTIVITY

Cumulative percentage of contracted UDA delivered 2016 & 2017



Month	Adjusted Scheduled Activity (UDA)	
	2016	2017
April	-8	448
May	698	1,300
June	1,598	2,044
July	2,830	3,334
August	3,664	4,039
September	4,337	5,068
October	5,325	
November	6,004	
December	6,854	
January	7,157	
February	8,372	
March	9,287	
April	9,892	
May	9,892	
June	9,892	

### QUALITY

	Quantity	Base Number	Contract	AT	Region	England
% of FP17s for the same patient ID Re-attending within 3 months - Children	55	475	11.6%	9.8%	11.8%	12.4%
% of FP17s for the same patient ID Re-attending within 3 months - Adults	398	2,028	19.6%	15.8%	16.6%	16.7%
% of FP17s for the same patient ID Re-attending between 3 & 9 months - Children	264	475	55.6%	59.0%	60.2%	57.4%
% of FP17s for the same patient ID Re-attending between 3 & 9 months - Adults	1,111	2,028	54.8%	50.9%	52.0%	50.5%
% of FP17s for Band 1 Urgent Courses	168	2,322	7.2%	9.5%	9.4%	9.1%
% of FP17s Relating to Free Repair or Replacements	40	2,322	1.7%	0.6%	0.7%	0.8%
% of FP17s Relating to Continuations	69	2,322	3.0%	1.1%	1.2%	1.3%
% of Patients satisfied with the dentistry they have received	2	2	N/A	94.8%	93.6%	93.2%
% of Patients satisfied with the time they had to wait for an appointment	2	2	N/A	91.7%	89.1%	89.0%

\* This is based on patients treated on this contract for their most recent course of treatment. Figures in italics indicate the base number of FP17s or Patient Questionnaire responses are less than 100. N/A is shown where the base number of responses is less than 10 during the period. % is calculated as Quantity/Base number\*100

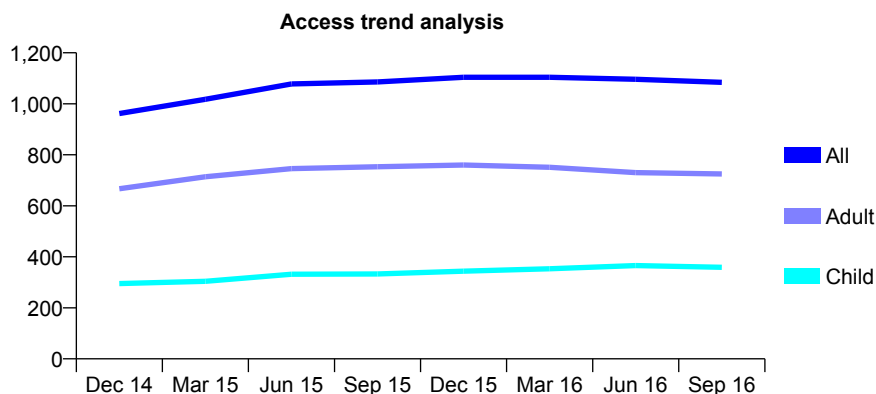
## Q68 - Vital Signs At a Glance Contract Report for 673323/0001 - September 2016

Name or company name	MR F RAFATNIA
Contract type name	GDS Contract
Purpose of contract	General
Contract start date	01/03/2014
Contract end date	

16/17 Contracted general activity (UDA)	3,771
Carry forward general activity (UDA)	141
16/17 Contracted orthodontic activity (UOA)	0
Carry forward orthodontic activity (UOA)	0
Baseline contract value	£81,971.06

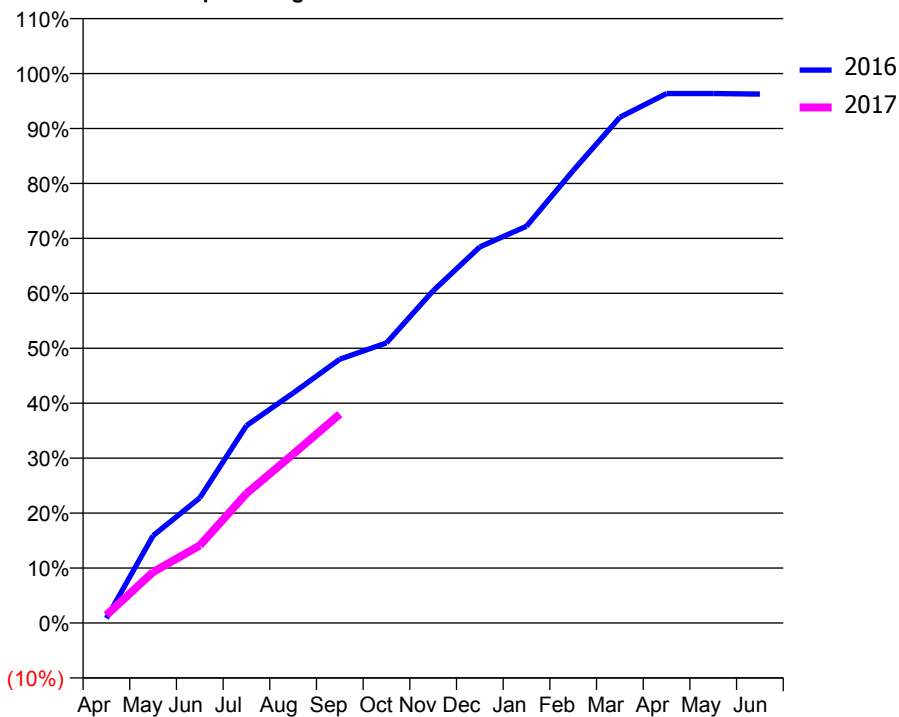
### ACCESS\*

Patients seen in 24 months	Total	Change since previous quarter
Quarter ending September 2015	1,086	
Quarter ending December 2015	1,104	→
Quarter ending March 2016	1,104	→
Quarter ending June 2016	1,096	→
Quarter ending September 2016	1,084	↓
<b>Variance since September 2015</b>	<b>(0.2%)</b>	→



### ACTIVITY

Cumulative percentage of contracted UDA delivered 2016 & 2017



Adjusted Scheduled Activity (UDA)

Month	2016	2017
April	33	54
May	600	350
June	859	532
July	1,355	889
August	1,578	1,159
September	1,810	1,434
October	1,922	
November	2,280	
December	2,581	
January	2,723	
February	3,105	
March	3,471	
April	3,633	
May	3,633	
June	3,630	

### QUALITY

	Quantity	Base Number	Contract	AT	Region	England
% of FP17s for the same patient ID Re-attending within 3 months - Children	19	289	6.6%	9.8%	11.8%	12.4%
% of FP17s for the same patient ID Re-attending within 3 months - Adults	111	606	18.3%	15.8%	16.6%	16.7%
% of FP17s for the same patient ID Re-attending between 3 & 9 months - Children	134	289	46.4%	59.0%	60.2%	57.4%
% of FP17s for the same patient ID Re-attending between 3 & 9 months - Adults	298	606	49.2%	50.9%	52.0%	50.5%
% of FP17s for Band 1 Urgent Courses	103	818	12.6%	9.5%	9.4%	9.1%
% of FP17s Relating to Free Repair or Replacements	3	818	0.4%	0.6%	0.7%	0.8%
% of FP17s Relating to Continuations	1	818	0.1%	1.1%	1.2%	1.3%
% of Patients satisfied with the dentistry they have received	0	0	N/A	94.8%	93.6%	93.2%
% of Patients satisfied with the time they had to wait for an appointment	0	0	N/A	91.7%	89.1%	89.0%

\* This is based on patients treated on this contract for their most recent course of treatment. Figures in italics indicate the base number of FP17s or Patient Questionnaire responses are less than 100. N/A is shown where the base number of responses is less than 10 during the period. % is calculated as Quantity/Base number\*100

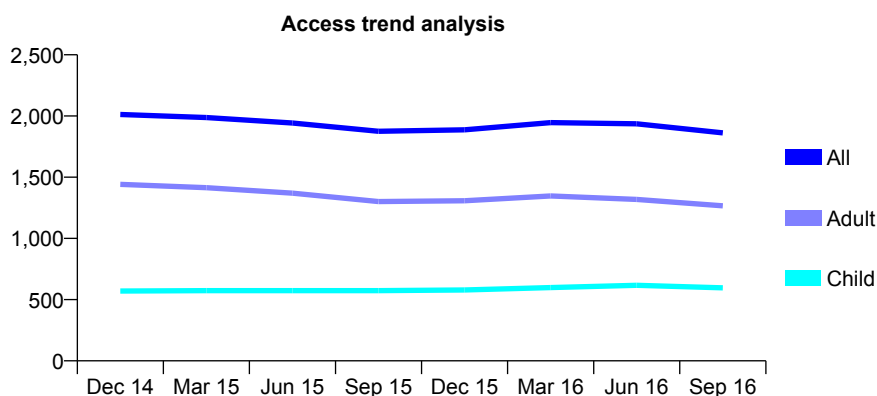
## Q68 - Vital Signs At a Glance Contract Report for 673978/0001 - September 2016

Name or company name	MR F SHARIFZAD
Contract type name	GDS Contract
Purpose of contract	General
Contract start date	01/04/2006
Contract end date	

16/17 Contracted general activity (UDA)	5,409
Carry forward general activity (UDA)	-1
16/17 Contracted orthodontic activity (UOA)	0
Carry forward orthodontic activity (UOA)	0
Baseline contract value	£133,834.90

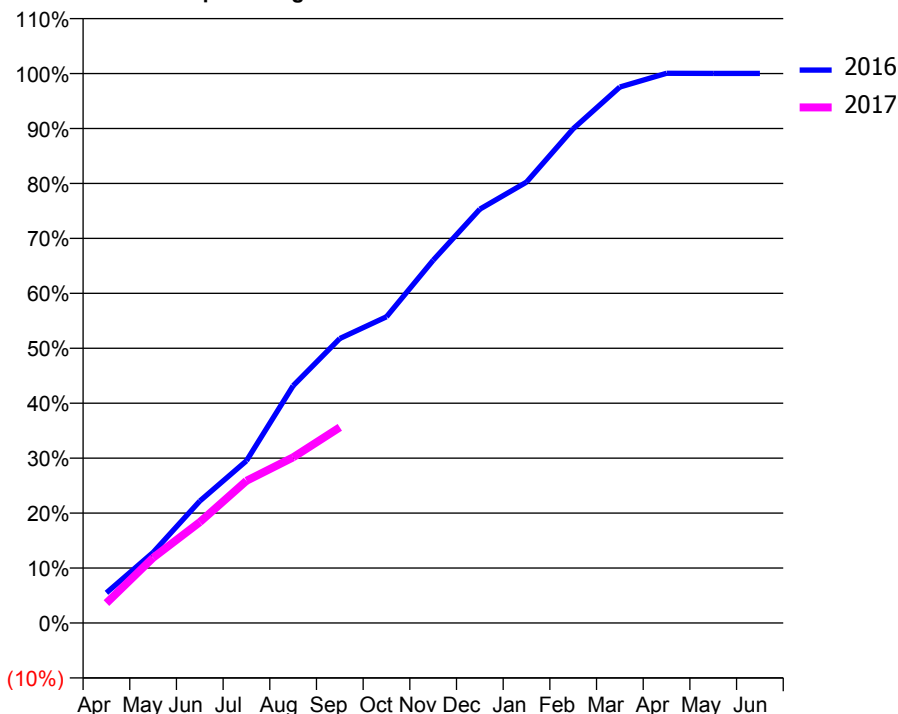
### ACCESS\*

Patients seen in 24 months	Total	Change since previous quarter
Quarter ending September 2015	1,875	
Quarter ending December 2015	1,887	→
Quarter ending March 2016	1,946	↑
Quarter ending June 2016	1,936	→
Quarter ending September 2016	1,862	↓
<b>Variance since September 2015</b>	<b>(0.7%)</b>	<b>→</b>



### ACTIVITY

Cumulative percentage of contracted UDA delivered 2016 & 2017



Adjusted Scheduled Activity (UDA)

Month	2016	2017
April	297	196
May	694	642
June	1,200	993
July	1,597	1,400
August	2,335	1,631
September	2,801	1,926
October	3,014	
November	3,571	
December	4,073	
January	4,340	
February	4,866	
March	5,276	
April	5,411	
May	5,409	
June	5,410	

### QUALITY

	Quantity	Base Number	Contract	AT	Region	England
% of FP17s for the same patient ID Re-attending within 3 months - Children	49	428	11.4%	9.8%	11.8%	12.4%
% of FP17s for the same patient ID Re-attending within 3 months - Adults	108	740	14.6%	15.8%	16.6%	16.7%
% of FP17s for the same patient ID Re-attending between 3 & 9 months - Children	248	428	57.9%	59.0%	60.2%	57.4%
% of FP17s for the same patient ID Re-attending between 3 & 9 months - Adults	389	740	52.6%	50.9%	52.0%	50.5%
% of FP17s for Band 1 Urgent Courses	116	1,078	10.8%	9.5%	9.4%	9.1%
% of FP17s Relating to Free Repair or Replacements	4	1,078	0.4%	0.6%	0.7%	0.8%
% of FP17s Relating to Continuations	6	1,078	0.6%	1.1%	1.2%	1.3%
% of Patients satisfied with the dentistry they have received	2	2	N/A	94.8%	93.6%	93.2%
% of Patients satisfied with the time they had to wait for an appointment	2	2	N/A	91.7%	89.1%	89.0%

\* This is based on patients treated on this contract for their most recent course of treatment. Figures in italics indicate the base number of FP17s or Patient Questionnaire responses are less than 100. N/A is shown where the base number of responses is less than 10 during the period. % is calculated as Quantity/Base number\*100



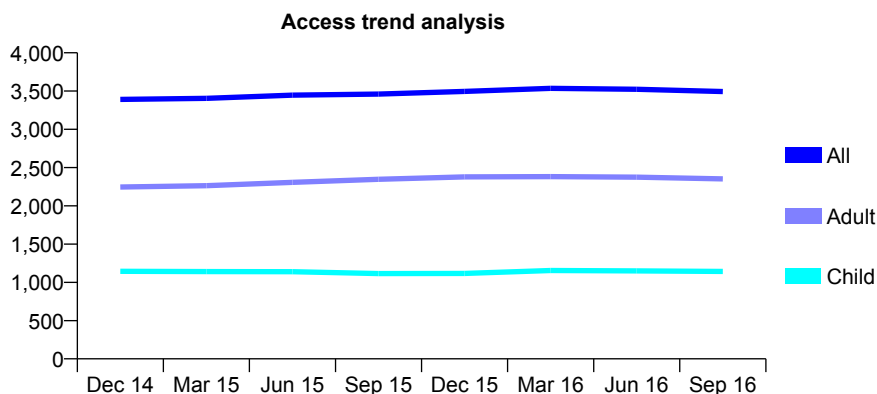
## Q68 - Vital Signs At a Glance Contract Report for 674885/0001 - September 2016

Name or company name	MR HR DARAFSHIAN
Contract type name	GDS Contract
Purpose of contract	General
Contract start date	01/04/2006
Contract end date	

16/17 Contracted general activity (UDA)	11,085
Carry forward general activity (UDA)	0
16/17 Contracted orthodontic activity (UOA)	0
Carry forward orthodontic activity (UOA)	0
Baseline contract value	£300,922.32

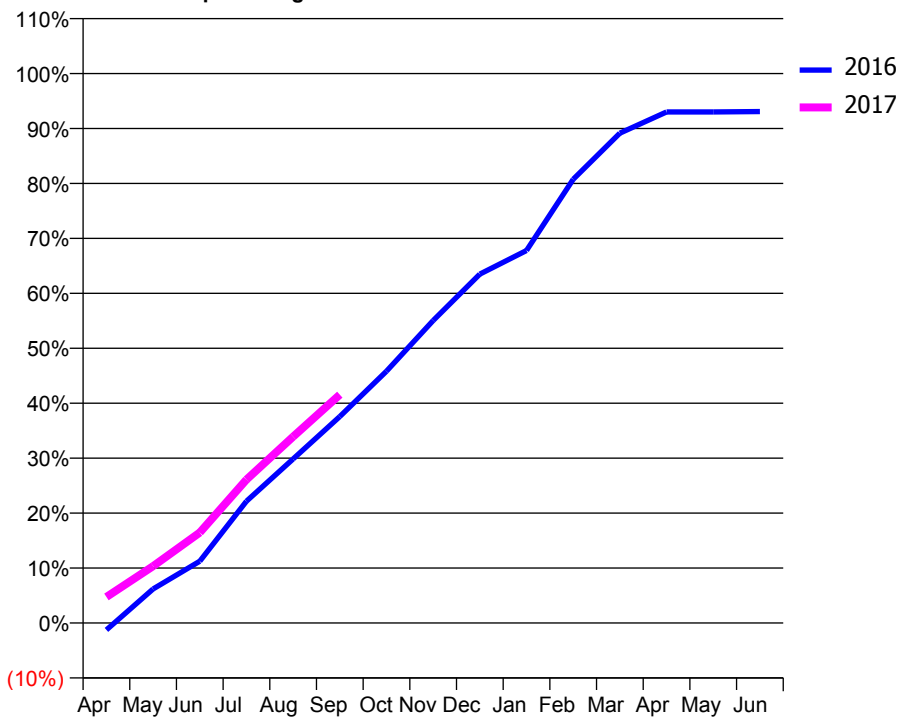
### ACCESS\*

Patients seen in 24 months	Total	Change since previous quarter
Quarter ending September 2015	3,461	
Quarter ending December 2015	3,495	→
Quarter ending March 2016	3,536	→
Quarter ending June 2016	3,524	→
Quarter ending September 2016	3,494	→
<b>Variance since September 2015</b>	<b>1.0%</b>	<b>→</b>



### ACTIVITY

Cumulative percentage of contracted UDA delivered 2016 & 2017



Month	Adjusted Scheduled Activity (UDA)	
	2016	2017
April	-140	525
May	687	1,147
June	1,246	1,826
July	2,456	2,893
August	3,309	3,759
September	4,166	4,607
October	5,081	
November	6,103	
December	7,038	
January	7,515	
February	8,952	
March	9,881	
April	10,310	
May	10,310	
June	10,316	

### QUALITY

	Quantity	Base Number	Contract	AT	Region	England
% of FP17s for the same patient ID Re-attending within 3 months - Children	89	924	9.6%	9.8%	11.8%	12.4%
% of FP17s for the same patient ID Re-attending within 3 months - Adults	303	1,600	18.9%	15.8%	16.6%	16.7%
% of FP17s for the same patient ID Re-attending between 3 & 9 months - Children	579	924	62.7%	59.0%	60.2%	57.4%
% of FP17s for the same patient ID Re-attending between 3 & 9 months - Adults	856	1,600	53.5%	50.9%	52.0%	50.5%
% of FP17s for Band 1 Urgent Courses	426	2,305	18.5%	9.5%	9.4%	9.1%
% of FP17s Relating to Free Repair or Replacements	1	2,305	0.0%	0.6%	0.7%	0.8%
% of FP17s Relating to Continuations	11	2,305	0.5%	1.1%	1.2%	1.3%
% of Patients satisfied with the dentistry they have received	3	4	N/A	94.8%	93.6%	93.2%
% of Patients satisfied with the time they had to wait for an appointment	4	4	N/A	91.7%	89.1%	89.0%

\* This is based on patients treated on this contract for their most recent course of treatment. Figures in italics indicate the base number of FP17s or Patient Questionnaire responses are less than 100. N/A is shown where the base number of responses is less than 10 during the period. % is calculated as Quantity/Base number\*100

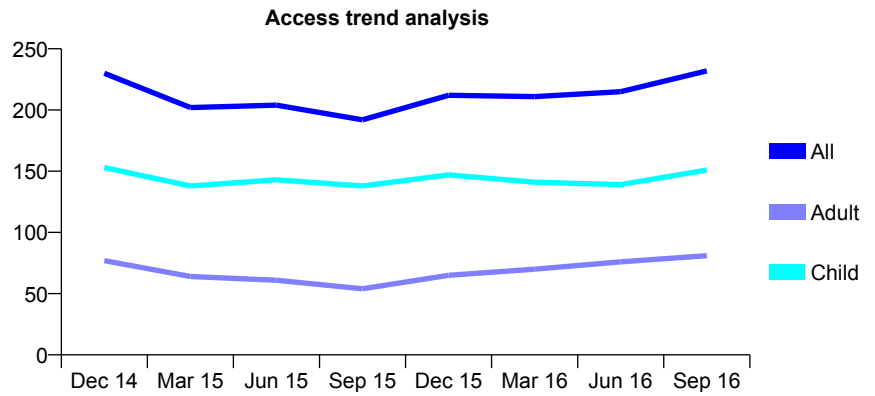
## Q68 - Vital Signs At a Glance Contract Report for 674885/0002 - September 2016

Name or company name	MR HR DARAFSHIAN
Contract type name	GDS Contract
Purpose of contract	General
Contract start date	01/04/2010
Contract end date	

16/17 Contracted general activity (UDA)	1,000
Carry forward general activity (UDA)	0
16/17 Contracted orthodontic activity (UOA)	0
Carry forward orthodontic activity (UOA)	0
Baseline contract value	£27,146.80

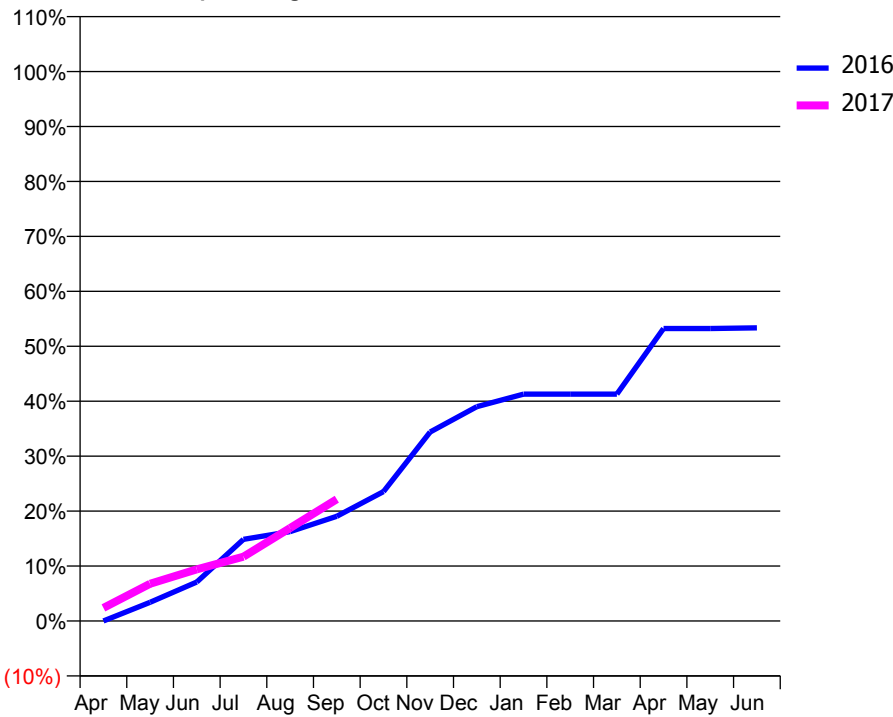
### ACCESS\*

Patients seen in 24 months	Total	Change since previous quarter
Quarter ending September 2015	192	
Quarter ending December 2015	212	↑
Quarter ending March 2016	211	→
Quarter ending June 2016	215	→
Quarter ending September 2016	232	↑
<b>Variance since September 2015</b>	<b>20.8%</b>	<b>↑</b>



### ACTIVITY

Cumulative percentage of contracted UDA delivered 2016 & 2017



Month	Adjusted Scheduled Activity (UDA)	
	2016	2017
April	0	24
May	34	68
June	71	94
July	149	117
August	163	169
September	191	222
October	236	
November	344	
December	390	
January	413	
February	413	
March	413	
April	532	
May	532	
June	533	

### QUALITY

	Quantity	Base Number	Contract	AT	Region	England
% of FP17s for the same patient ID Re-attending within 3 months - Children	7	138	5.1%	9.8%	11.8%	12.4%
% of FP17s for the same patient ID Re-attending within 3 months - Adults	6	45	13.3%	15.8%	16.6%	16.7%
% of FP17s for the same patient ID Re-attending between 3 & 9 months - Children	91	138	65.9%	59.0%	60.2%	57.4%
% of FP17s for the same patient ID Re-attending between 3 & 9 months - Adults	19	45	42.2%	50.9%	52.0%	50.5%
% of FP17s for Band 1 Urgent Courses	8	128	6.3%	9.5%	9.4%	9.1%
% of FP17s Relating to Free Repair or Replacements	0	128	0.0%	0.6%	0.7%	0.8%
% of FP17s Relating to Continuations	0	128	0.0%	1.1%	1.2%	1.3%
% of Patients satisfied with the dentistry they have received	0	0	N/A	94.8%	93.6%	93.2%
% of Patients satisfied with the time they had to wait for an appointment	0	0	N/A	91.7%	89.1%	89.0%

\* This is based on patients treated on this contract for their most recent course of treatment. Figures in italics indicate the base number of FP17s or Patient Questionnaire responses are less than 100. N/A is shown where the base number of responses is less than 10 during the period. % is calculated as Quantity/Base number\*100

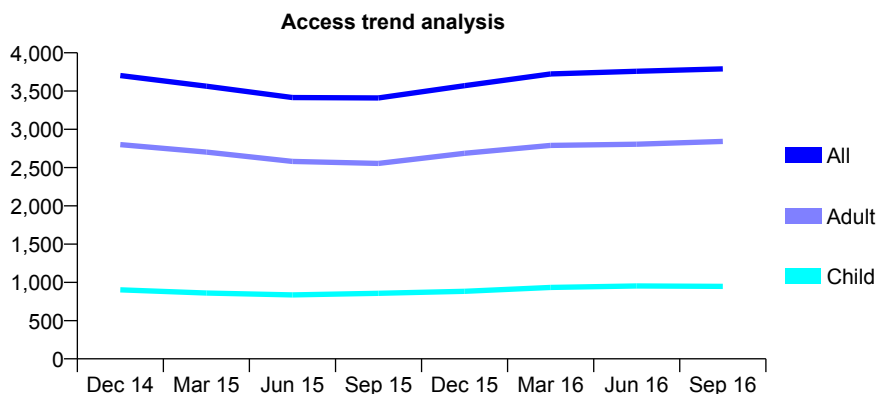
## Q68 - Vital Signs At a Glance Contract Report for 677302/0001 - September 2016

Name or company name	MR M POURANI
Contract type name	GDS Contract
Purpose of contract	General
Contract start date	01/04/2006
Contract end date	

16/17 Contracted general activity (UDA)	14,100
Carry forward general activity (UDA)	0
16/17 Contracted orthodontic activity (UOA)	0
Carry forward orthodontic activity (UOA)	0
Baseline contract value	£452,180.36

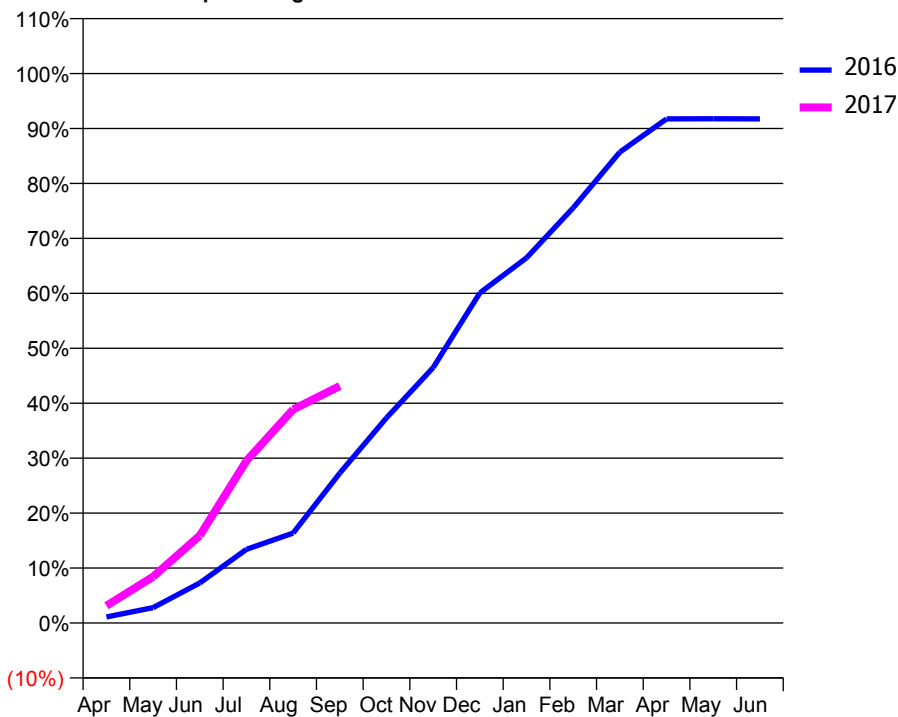
### ACCESS\*

Patients seen in 24 months	Total	Change since previous quarter
Quarter ending September 2015	3,410	
Quarter ending December 2015	3,570	↑
Quarter ending March 2016	3,724	↑
Quarter ending June 2016	3,758	→
Quarter ending September 2016	3,790	→
<b>Variance since September 2015</b>	<b>11.1%</b>	<b>↑</b>



### ACTIVITY

Cumulative percentage of contracted UDA delivered 2016 & 2017



Month	Adjusted Scheduled Activity (UDA)	
	2016	2017
April	155	445
May	394	1,188
June	1,027	2,242
July	1,890	4,163
August	2,308	5,479
September	3,847	6,081
October	5,265	
November	6,554	
December	8,472	
January	9,369	
February	10,652	
March	12,085	
April	12,936	
May	12,938	
June	12,936	

### QUALITY

	Quantity	Base Number	Contract	AT	Region	England
% of FP17s for the same patient ID Re-attending within 3 months - Children	17	607	2.8%	9.8%	11.8%	12.4%
% of FP17s for the same patient ID Re-attending within 3 months - Adults	192	1,910	10.1%	15.8%	16.6%	16.7%
% of FP17s for the same patient ID Re-attending between 3 & 9 months - Children	347	607	57.2%	59.0%	60.2%	57.4%
% of FP17s for the same patient ID Re-attending between 3 & 9 months - Adults	1,171	1,910	61.3%	50.9%	52.0%	50.5%
% of FP17s for Band 1 Urgent Courses	36	2,281	1.6%	9.5%	9.4%	9.1%
% of FP17s Relating to Free Repair or Replacements	15	2,281	0.7%	0.6%	0.7%	0.8%
% of FP17s Relating to Continuations	21	2,281	0.9%	1.1%	1.2%	1.3%
% of Patients satisfied with the dentistry they have received	3	4	N/A	94.8%	93.6%	93.2%
% of Patients satisfied with the time they had to wait for an appointment	4	4	N/A	91.7%	89.1%	89.0%

\* This is based on patients treated on this contract for their most recent course of treatment. Figures in italics indicate the base number of FP17s or Patient Questionnaire responses are less than 100. N/A is shown where the base number of responses is less than 10 during the period. % is calculated as Quantity/Base number\*100

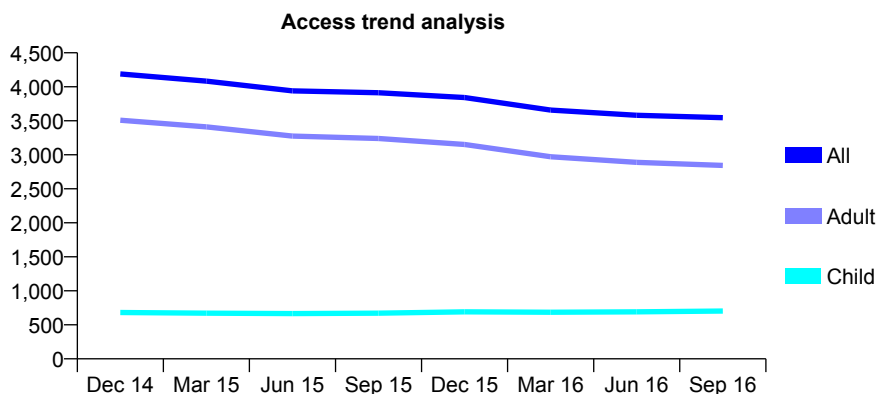
## Q68 - Vital Signs At a Glance Contract Report for 680885/0002 - September 2016

Name or company name	MR A JAFARI
Contract type name	GDS Contract
Purpose of contract	General
Contract start date	01/07/2010
Contract end date	

16/17 Contracted general activity (UDA)	9,714
Carry forward general activity (UDA)	96
16/17 Contracted orthodontic activity (UOA)	0
Carry forward orthodontic activity (UOA)	0
Baseline contract value	£258,064.40

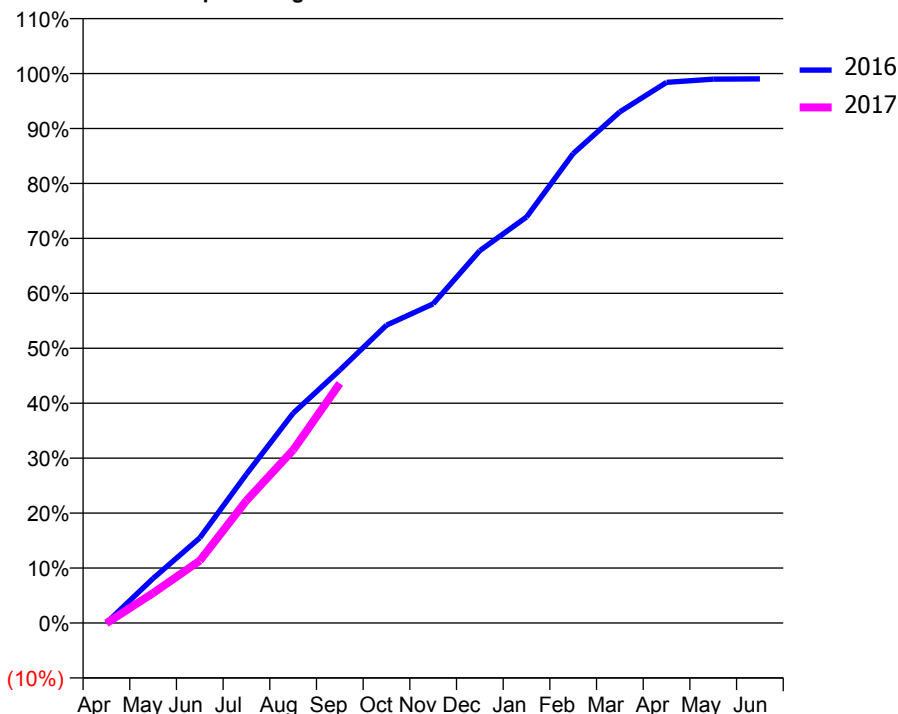
### ACCESS\*

Patients seen in 24 months	Total	Change since previous quarter
Quarter ending September 2015	3,913	
Quarter ending December 2015	3,843	↓
Quarter ending March 2016	3,657	↓
Quarter ending June 2016	3,581	↓
Quarter ending September 2016	3,546	→
<b>Variance since September 2015</b>	<b>(9.4%)</b>	<b>↓</b>



### ACTIVITY

Cumulative percentage of contracted UDA delivered 2016 & 2017



Adjusted Scheduled Activity (UDA)

Month	2016	2017
April	4	-5
May	788	529
June	1,506	1,103
July	2,632	2,165
August	3,710	3,058
September	4,471	4,236
October	5,265	
November	5,642	
December	6,582	
January	7,178	
February	8,299	
March	9,037	
April	9,557	
May	9,614	
June	9,618	

### QUALITY

	Quantity	Base Number	Contract	AT	Region	England
% of FP17s for the same patient ID Re-attending within 3 months - Children	27	482	5.6%	9.8%	11.8%	12.4%
% of FP17s for the same patient ID Re-attending within 3 months - Adults	221	1,500	14.7%	15.8%	16.6%	16.7%
% of FP17s for the same patient ID Re-attending between 3 & 9 months - Children	231	482	47.9%	59.0%	60.2%	57.4%
% of FP17s for the same patient ID Re-attending between 3 & 9 months - Adults	542	1,500	36.1%	50.9%	52.0%	50.5%
% of FP17s for Band 1 Urgent Courses	172	1,732	9.9%	9.5%	9.4%	9.1%
% of FP17s Relating to Free Repair or Replacements	8	1,732	0.5%	0.6%	0.7%	0.8%
% of FP17s Relating to Continuations	24	1,732	1.4%	1.1%	1.2%	1.3%
% of Patients satisfied with the dentistry they have received	1	2	N/A	94.8%	93.6%	93.2%
% of Patients satisfied with the time they had to wait for an appointment	1	2	N/A	91.7%	89.1%	89.0%

\* This is based on patients treated on this contract for their most recent course of treatment. Figures in italics indicate the base number of FP17s or Patient Questionnaire responses are less than 100. N/A is shown where the base number of responses is less than 10 during the period. % is calculated as Quantity/Base number\*100

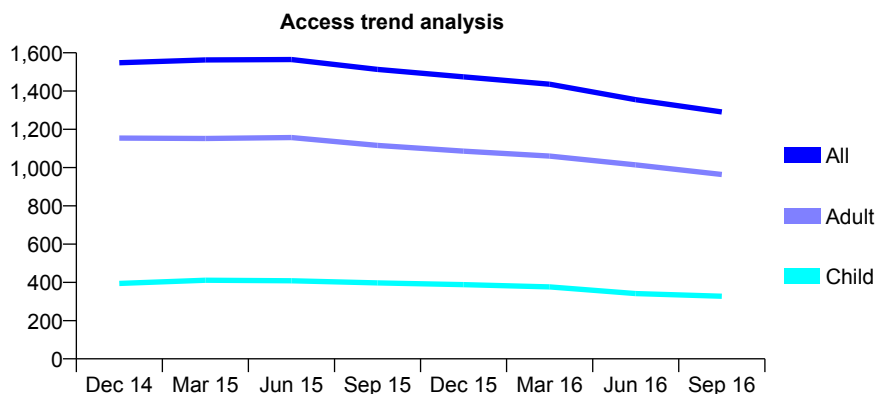
## Q68 - Vital Signs At a Glance Contract Report for 680885/0003 - September 2016

Name or company name	MR A JAFARI
Contract type name	GDS Contract
Purpose of contract	General
Contract start date	01/02/2013
Contract end date	

16/17 Contracted general activity (UDA)	5,000
Carry forward general activity (UDA)	0
16/17 Contracted orthodontic activity (UOA)	0
Carry forward orthodontic activity (UOA)	0
Baseline contract value	£129,449.60

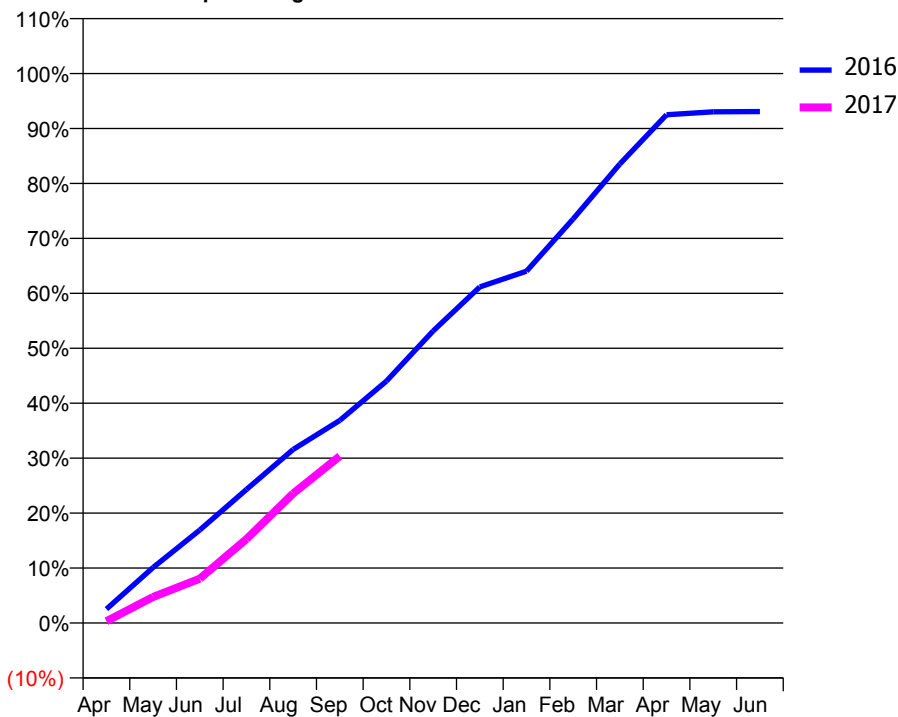
### ACCESS\*

Patients seen in 24 months	Total	Change since previous quarter
Quarter ending September 2015	1,513	
Quarter ending December 2015	1,474	↓
Quarter ending March 2016	1,436	↓
Quarter ending June 2016	1,355	↓
Quarter ending September 2016	1,291	↓
<b>Variance since September 2015</b>	<b>(14.7%)</b>	<b>↓</b>



### ACTIVITY

Cumulative percentage of contracted UDA delivered 2016 & 2017



Adjusted Scheduled Activity (UDA)

Month	2016	2017
April	126	17
May	505	237
June	846	404
July	1,215	763
August	1,579	1,178
September	1,843	1,519
October	2,201	
November	2,658	
December	3,058	
January	3,201	
February	3,678	
March	4,177	
April	4,625	
May	4,651	
June	4,654	

### QUALITY

	Quantity	Base Number	Contract	AT	Region	England
% of FP17s for the same patient ID Re-attending within 3 months - Children	8	160	5.0%	9.8%	11.8%	12.4%
% of FP17s for the same patient ID Re-attending within 3 months - Adults	77	449	17.1%	15.8%	16.6%	16.7%
% of FP17s for the same patient ID Re-attending between 3 & 9 months - Children	69	160	43.1%	59.0%	60.2%	57.4%
% of FP17s for the same patient ID Re-attending between 3 & 9 months - Adults	158	449	35.2%	50.9%	52.0%	50.5%
% of FP17s for Band 1 Urgent Courses	52	433	12.0%	9.5%	9.4%	9.1%
% of FP17s Relating to Free Repair or Replacements	4	433	0.9%	0.6%	0.7%	0.8%
% of FP17s Relating to Continuations	7	433	1.6%	1.1%	1.2%	1.3%
% of Patients satisfied with the dentistry they have received	1	1	N/A	94.8%	93.6%	93.2%
% of Patients satisfied with the time they had to wait for an appointment	1	1	N/A	91.7%	89.1%	89.0%

\* This is based on patients treated on this contract for their most recent course of treatment. Figures in italics indicate the base number of FP17s or Patient Questionnaire responses are less than 100. N/A is shown where the base number of responses is less than 10 during the period. % is calculated as Quantity/Base number\*100

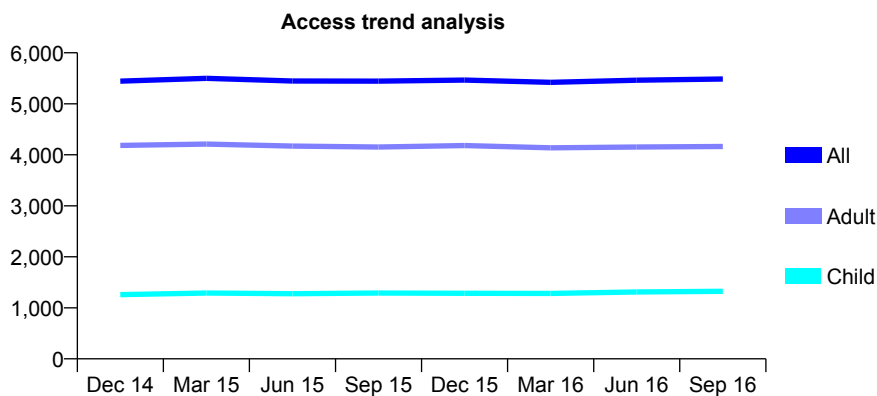
## Q68 - Vital Signs At a Glance Contract Report for 680923/0001 - September 2016

Name or company name	MR K AMIRAZODY
Contract type name	GDS Contract
Purpose of contract	General
Contract start date	01/04/2006
Contract end date	

16/17 Contracted general activity (UDA)	15,830
Carry forward general activity (UDA)	-59
16/17 Contracted orthodontic activity (UOA)	0
Carry forward orthodontic activity (UOA)	0
Baseline contract value	£441,570.33

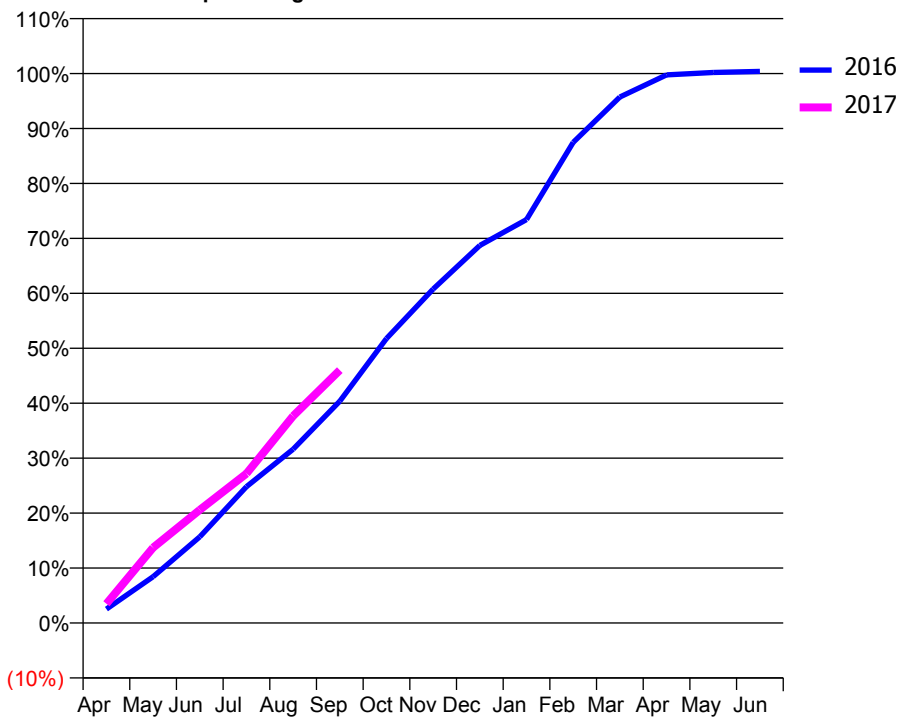
### ACCESS\*

Patients seen in 24 months	Total	Change since previous quarter
Quarter ending September 2015	5,444	
Quarter ending December 2015	5,466	→
Quarter ending March 2016	5,420	→
Quarter ending June 2016	5,464	→
Quarter ending September 2016	5,486	→
<b>Variance since September 2015</b>	<b>0.8%</b>	<b>→</b>



### ACTIVITY

Cumulative percentage of contracted UDA delivered 2016 & 2017



Month	Adjusted Scheduled Activity (UDA)	
	2016	2017
April	401	555
May	1,336	2,171
June	2,485	3,258
July	3,927	4,304
August	5,009	5,963
September	6,389	7,286
October	8,195	
November	9,620	
December	10,877	
January	11,622	
February	13,846	
March	15,153	
April	15,789	
May	15,861	
June	15,889	

### QUALITY

	Quantity	Base Number	Contract	AT	Region	England
% of FP17s for the same patient ID Re-attending within 3 months - Children	31	801	3.9%	9.8%	11.8%	12.4%
% of FP17s for the same patient ID Re-attending within 3 months - Adults	290	2,572	11.3%	15.8%	16.6%	16.7%
% of FP17s for the same patient ID Re-attending between 3 & 9 months - Children	371	801	46.3%	59.0%	60.2%	57.4%
% of FP17s for the same patient ID Re-attending between 3 & 9 months - Adults	1,341	2,572	52.1%	50.9%	52.0%	50.5%
% of FP17s for Band 1 Urgent Courses	33	3,081	1.1%	9.5%	9.4%	9.1%
% of FP17s Relating to Free Repair or Replacements	20	3,081	0.6%	0.6%	0.7%	0.8%
% of FP17s Relating to Continuations	18	3,081	0.6%	1.1%	1.2%	1.3%
% of Patients satisfied with the dentistry they have received	5	5	N/A	94.8%	93.6%	93.2%
% of Patients satisfied with the time they had to wait for an appointment	5	5	N/A	91.7%	89.1%	89.0%

\* This is based on patients treated on this contract for their most recent course of treatment. Figures in italics indicate the base number of FP17s or Patient Questionnaire responses are less than 100. N/A is shown where the base number of responses is less than 10 during the period. % is calculated as Quantity/Base number\*100

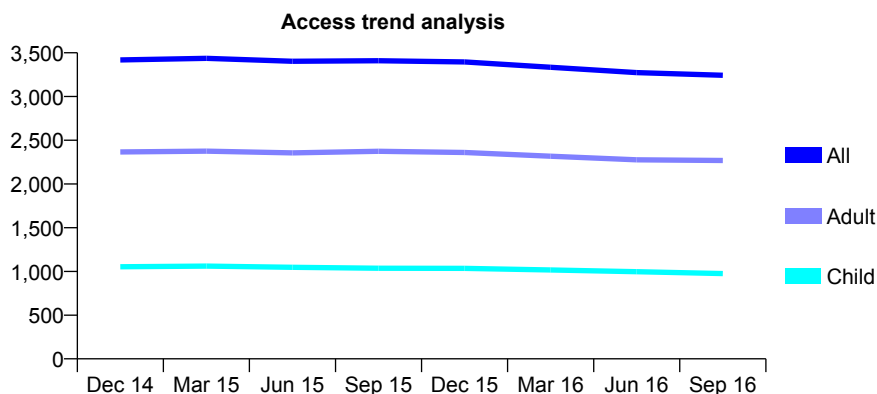
## Q68 - Vital Signs At a Glance Contract Report for 681881/0001 - September 2016

Name or company name	MR S YOURDASHAHYAN
Contract type name	GDS Contract
Purpose of contract	General
Contract start date	01/04/2006
Contract end date	

16/17 Contracted general activity (UDA)	8,170
Carry forward general activity (UDA)	-163
16/17 Contracted orthodontic activity (UOA)	0
Carry forward orthodontic activity (UOA)	0
Baseline contract value	£249,906.88

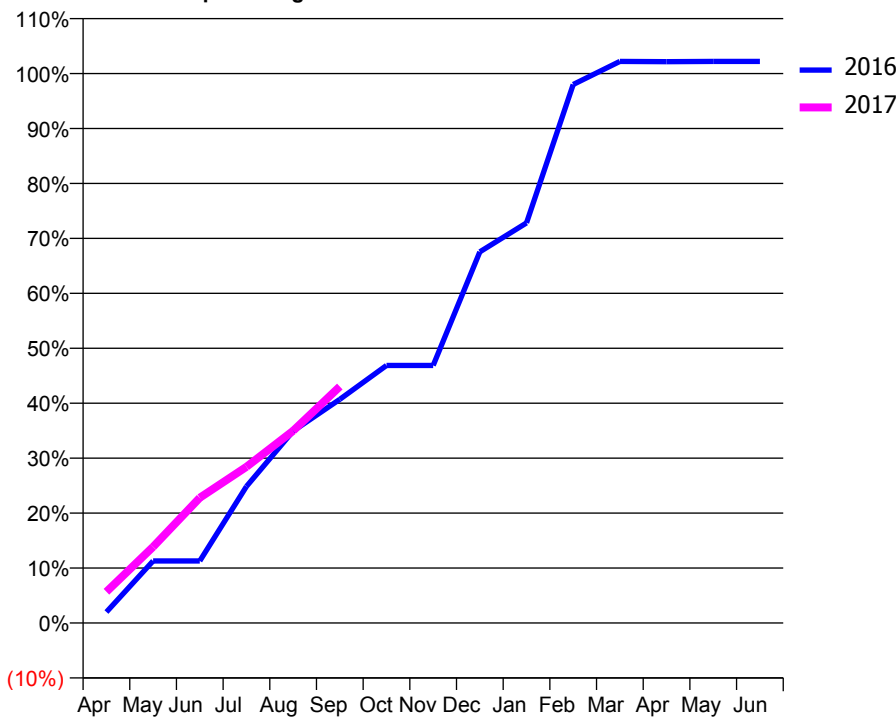
### ACCESS\*

Patients seen in 24 months	Total	Change since previous quarter
Quarter ending September 2015	3,410	
Quarter ending December 2015	3,395	→
Quarter ending March 2016	3,335	↓
Quarter ending June 2016	3,273	↓
Quarter ending September 2016	3,243	→
<b>Variance since September 2015</b>	<b>(4.9%)</b>	<b>↓</b>



### ACTIVITY

Cumulative percentage of contracted UDA delivered 2016 & 2017



Adjusted Scheduled Activity (UDA)

Month	2016	2017
April	163	464
May	923	1,133
June	923	1,863
July	2,031	2,323
August	2,853	2,859
September	3,326	3,516
October	3,829	
November	3,829	
December	5,519	
January	5,950	
February	8,006	
March	8,349	
April	8,345	
May	8,350	
June	8,350	

### QUALITY

	Quantity	Base Number	Contract	AT	Region	England
% of FP17s for the same patient ID Re-attending within 3 months - Children	37	638	5.8%	9.8%	11.8%	12.4%
% of FP17s for the same patient ID Re-attending within 3 months - Adults	103	1,101	9.4%	15.8%	16.6%	16.7%
% of FP17s for the same patient ID Re-attending between 3 & 9 months - Children	374	638	58.6%	59.0%	60.2%	57.4%
% of FP17s for the same patient ID Re-attending between 3 & 9 months - Adults	476	1,101	43.2%	50.9%	52.0%	50.5%
% of FP17s for Band 1 Urgent Courses	219	1,730	12.7%	9.5%	9.4%	9.1%
% of FP17s Relating to Free Repair or Replacements	1	1,730	0.1%	0.6%	0.7%	0.8%
% of FP17s Relating to Continuations	2	1,730	0.1%	1.1%	1.2%	1.3%
% of Patients satisfied with the dentistry they have received	3	3	N/A	94.8%	93.6%	93.2%
% of Patients satisfied with the time they had to wait for an appointment	3	3	N/A	91.7%	89.1%	89.0%

\* This is based on patients treated on this contract for their most recent course of treatment. Figures in italics indicate the base number of FP17s or Patient Questionnaire responses are less than 100. N/A is shown where the base number of responses is less than 10 during the period. % is calculated as Quantity/Base number\*100



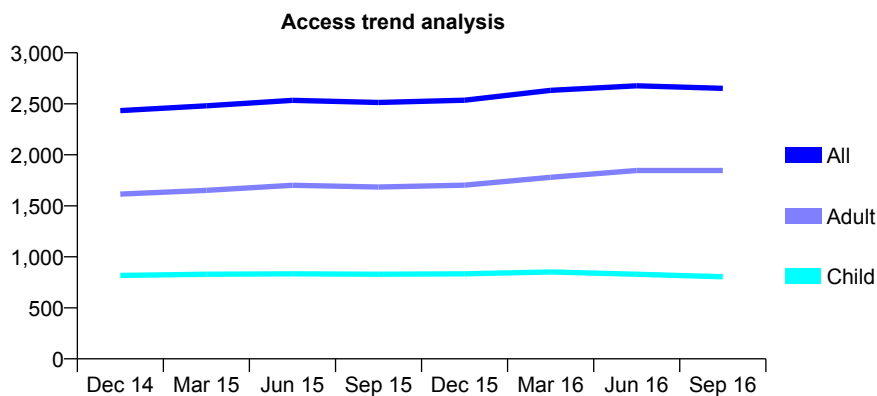
## Q68 - Vital Signs At a Glance Contract Report for 683736/0001 - September 2016

Name or company name	MRS A RAHIM
Contract type name	GDS Contract
Purpose of contract	General
Contract start date	01/03/2008
Contract end date	

16/17 Contracted general activity (UDA)	6,800
Carry forward general activity (UDA)	108
16/17 Contracted orthodontic activity (UOA)	0
Carry forward orthodontic activity (UOA)	0
Baseline contract value	£164,090.61

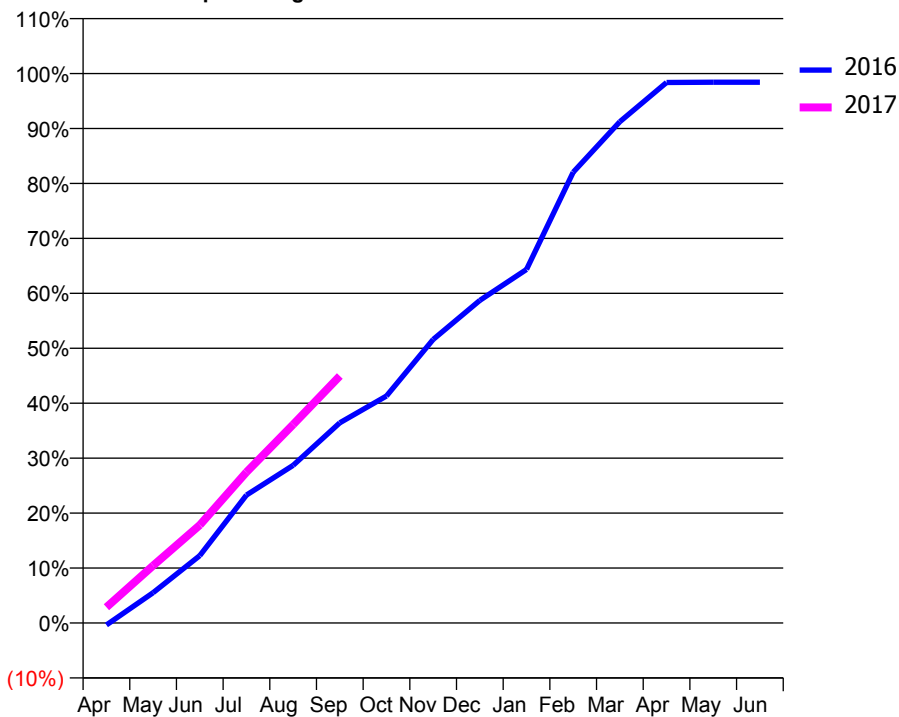
### ACCESS\*

Patients seen in 24 months	Total	Change since previous quarter
Quarter ending September 2015	2,513	
Quarter ending December 2015	2,535	→
Quarter ending March 2016	2,632	↑
Quarter ending June 2016	2,677	→
Quarter ending September 2016	2,651	→
<b>Variance since September 2015</b>	<b>5.5%</b>	<b>↑</b>



### ACTIVITY

Cumulative percentage of contracted UDA delivered 2016 & 2017



Month	Adjusted Scheduled Activity (UDA)	
	2016	2017
April	-25	196
May	375	711
June	834	1,212
July	1,583	1,868
August	1,951	2,456
September	2,478	3,056
October	2,809	
November	3,509	
December	3,993	
January	4,376	
February	5,578	
March	6,204	
April	6,689	
May	6,692	
June	6,692	

### QUALITY

	Quantity	Base Number	Contract	AT	Region	England
% of FP17s for the same patient ID Re-attending within 3 months - Children	21	492	4.3%	9.8%	11.8%	12.4%
% of FP17s for the same patient ID Re-attending within 3 months - Adults	208	1,163	17.9%	15.8%	16.6%	16.7%
% of FP17s for the same patient ID Re-attending between 3 & 9 months - Children	280	492	56.9%	59.0%	60.2%	57.4%
% of FP17s for the same patient ID Re-attending between 3 & 9 months - Adults	463	1,163	39.8%	50.9%	52.0%	50.5%
% of FP17s for Band 1 Urgent Courses	167	1,470	11.4%	9.5%	9.4%	9.1%
% of FP17s Relating to Free Repair or Replacements	2	1,470	0.1%	0.6%	0.7%	0.8%
% of FP17s Relating to Continuations	33	1,470	2.2%	1.1%	1.2%	1.3%
% of Patients satisfied with the dentistry they have received	4	4	N/A	94.8%	93.6%	93.2%
% of Patients satisfied with the time they had to wait for an appointment	4	4	N/A	91.7%	89.1%	89.0%

\* This is based on patients treated on this contract for their most recent course of treatment. Figures in italics indicate the base number of FP17s or Patient Questionnaire responses are less than 100. N/A is shown where the base number of responses is less than 10 during the period. % is calculated as Quantity/Base number\*100

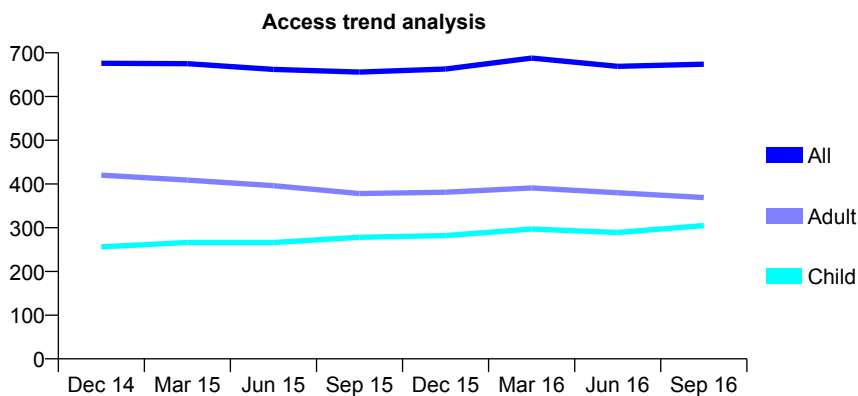
## Q68 - Vital Signs At a Glance Contract Report for 684112/0001 - September 2016

Name or company name	MR TS SOOSAIPILLAI
Contract type name	GDS Contract
Purpose of contract	General
Contract start date	01/04/2006
Contract end date	

16/17 Contracted general activity (UDA)	1,978
Carry forward general activity (UDA)	-40
16/17 Contracted orthodontic activity (UOA)	0
Carry forward orthodontic activity (UOA)	0
Baseline contract value	£46,062.33

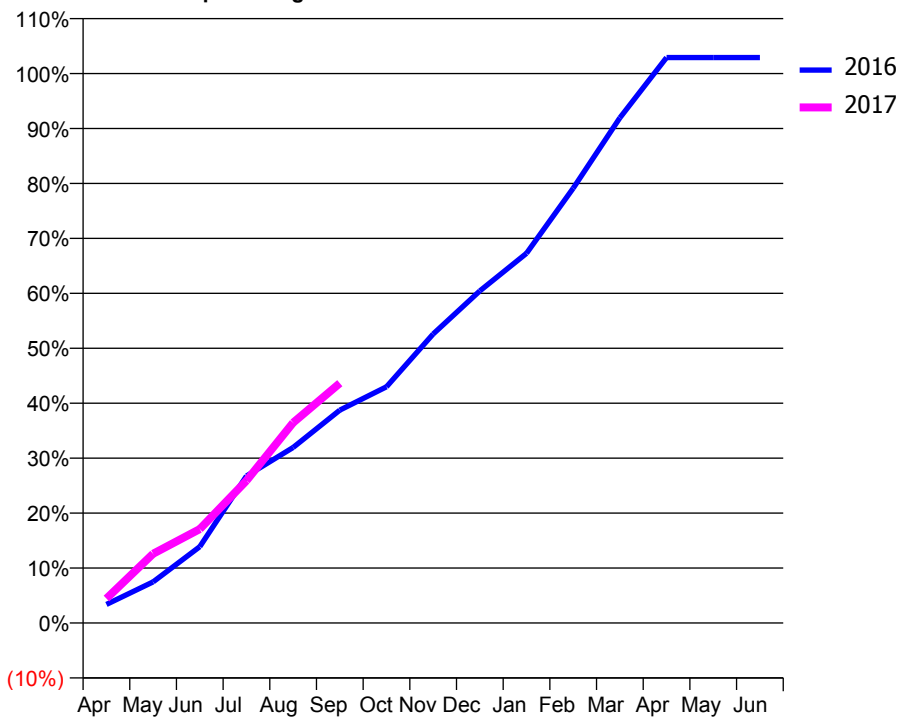
### ACCESS\*

Patients seen in 24 months	Total	Change since previous quarter
Quarter ending September 2015	656	
Quarter ending December 2015	663	→
Quarter ending March 2016	688	↑
Quarter ending June 2016	669	↓
Quarter ending September 2016	674	→
<b>Variance since September 2015</b>	<b>2.7%</b>	<b>↑</b>



### ACTIVITY

Cumulative percentage of contracted UDA delivered 2016 & 2017



Adjusted Scheduled Activity (UDA)

Month	2016	2017
April	67	88
May	148	249
June	275	338
July	529	512
August	632	721
September	766	863
October	850	
November	1,041	
December	1,196	
January	1,331	
February	1,565	
March	1,819	
April	2,036	
May	2,036	
June	2,036	

### QUALITY

	Quantity	Base Number	Contract	AT	Region	England
% of FP17s for the same patient ID Re-attending within 3 months - Children	39	324	12.0%	9.8%	11.8%	12.4%
% of FP17s for the same patient ID Re-attending within 3 months - Adults	22	238	9.2%	15.8%	16.6%	16.7%
% of FP17s for the same patient ID Re-attending between 3 & 9 months - Children	221	324	68.2%	59.0%	60.2%	57.4%
% of FP17s for the same patient ID Re-attending between 3 & 9 months - Adults	161	238	67.6%	50.9%	52.0%	50.5%
% of FP17s for Band 1 Urgent Courses	2	474	0.4%	9.5%	9.4%	9.1%
% of FP17s Relating to Free Repair or Replacements	1	474	0.2%	0.6%	0.7%	0.8%
% of FP17s Relating to Continuations	0	474	0.0%	1.1%	1.2%	1.3%
% of Patients satisfied with the dentistry they have received	0	0	N/A	94.8%	93.6%	93.2%
% of Patients satisfied with the time they had to wait for an appointment	0	0	N/A	91.7%	89.1%	89.0%

\* This is based on patients treated on this contract for their most recent course of treatment. Figures in italics indicate the base number of FP17s or Patient Questionnaire responses are less than 100. N/A is shown where the base number of responses is less than 10 during the period. % is calculated as Quantity/Base number\*100

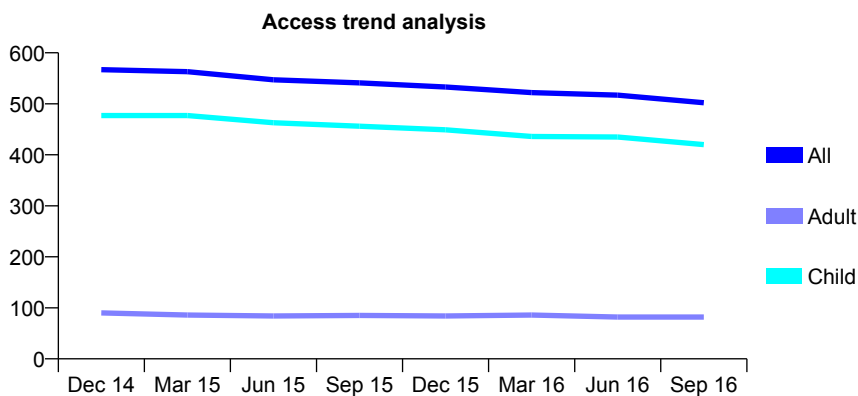
## Q68 - Vital Signs At a Glance Contract Report for 688746/0001 - September 2016

Name or company name	MR G KHEDUN
Contract type name	GDS Contract
Purpose of contract	General
Contract start date	18/09/2008
Contract end date	

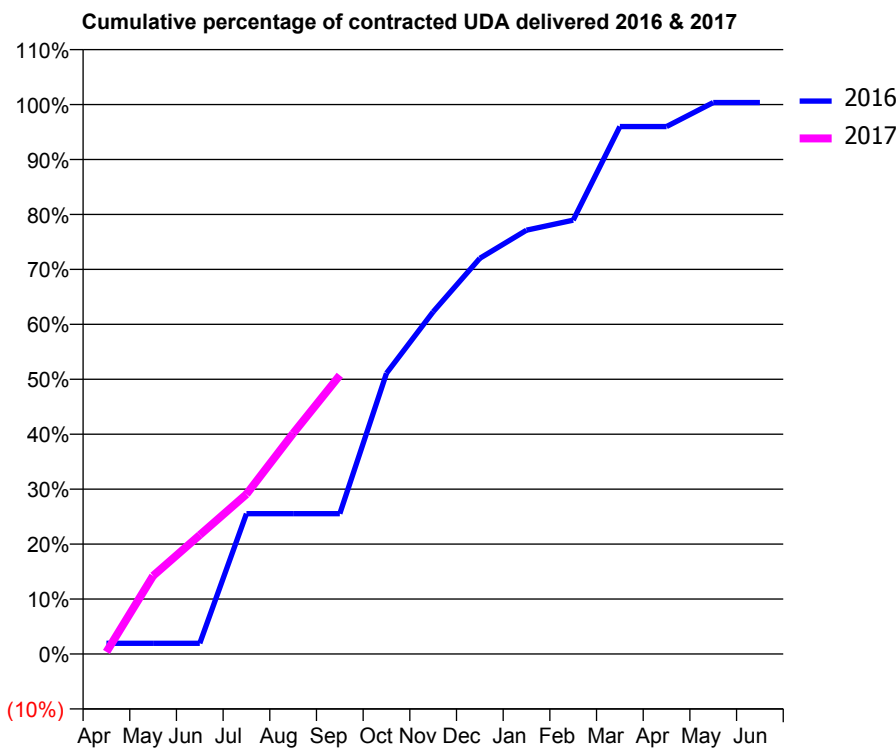
16/17 Contracted general activity (UDA)	822
Carry forward general activity (UDA)	-3
16/17 Contracted orthodontic activity (UOA)	0
Carry forward orthodontic activity (UOA)	0
Baseline contract value	£18,949.77

### ACCESS\*

Patients seen in 24 months	Total	Change since previous quarter
Quarter ending September 2015	541	
Quarter ending December 2015	533	↓
Quarter ending March 2016	522	↓
Quarter ending June 2016	517	→
Quarter ending September 2016	502	↓
<b>Variance since September 2015</b>	<b>(7.2%)</b>	<b>↓</b>



### ACTIVITY



Month	Adjusted Scheduled Activity (UDA)	
	2016	2017
April	16	3
May	16	117
June	16	178
July	210	239
August	210	330
September	210	417
October	420	
November	512	
December	592	
January	634	
February	649	
March	789	
April	789	
May	825	
June	825	

### QUALITY

	Quantity	Base Number	Contract	AT	Region	England
% of FP17s for the same patient ID Re-attending within 3 months - Children	19	341	5.6%	9.8%	11.8%	12.4%
% of FP17s for the same patient ID Re-attending within 3 months - Adults	1	28	3.6%	15.8%	16.6%	16.7%
% of FP17s for the same patient ID Re-attending between 3 & 9 months - Children	229	341	67.2%	59.0%	60.2%	57.4%
% of FP17s for the same patient ID Re-attending between 3 & 9 months - Adults	22	28	78.6%	50.9%	52.0%	50.5%
% of FP17s for Band 1 Urgent Courses	0	338	0.0%	9.5%	9.4%	9.1%
% of FP17s Relating to Free Repair or Replacements	0	338	0.0%	0.6%	0.7%	0.8%
% of FP17s Relating to Continuations	0	338	0.0%	1.1%	1.2%	1.3%
% of Patients satisfied with the dentistry they have received	0	0	N/A	94.8%	93.6%	93.2%
% of Patients satisfied with the time they had to wait for an appointment	0	0	N/A	91.7%	89.1%	89.0%

\* This is based on patients treated on this contract for their most recent course of treatment. Figures in italics indicate the base number of FP17s or Patient Questionnaire responses are less than 100. N/A is shown where the base number of responses is less than 10 during the period. % is calculated as Quantity/Base number\*100

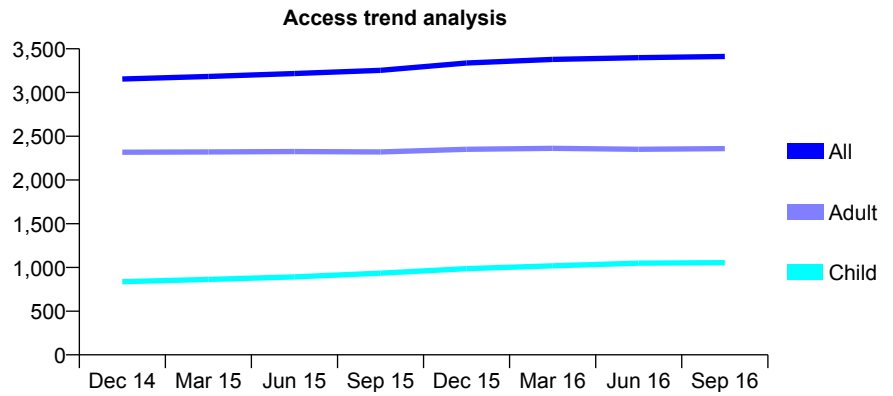
## Q68 - Vital Signs At a Glance Contract Report for 689416/0002 - September 2016

Name or company name	MR MB PATEL
Contract type name	GDS Contract
Purpose of contract	General
Contract start date	19/09/2008
Contract end date	

16/17 Contracted general activity (UDA)	10,500
Carry forward general activity (UDA)	0
16/17 Contracted orthodontic activity (UOA)	0
Carry forward orthodontic activity (UOA)	0
Baseline contract value	£267,881.91

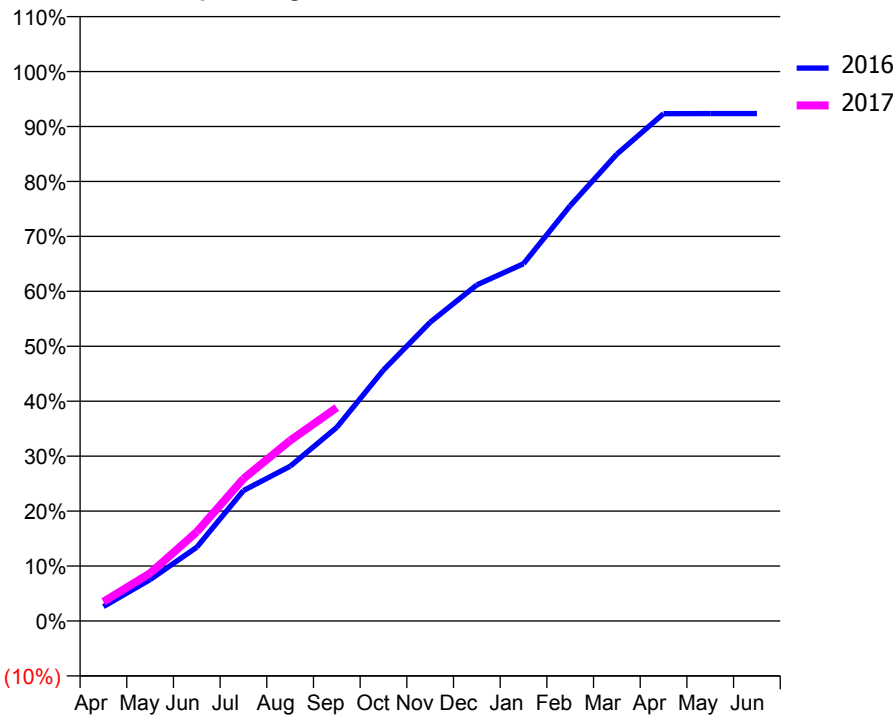
### ACCESS\*

Patients seen in 24 months	Total	Change since previous quarter
Quarter ending September 2015	3,254	
Quarter ending December 2015	3,337	↑
Quarter ending March 2016	3,379	→
Quarter ending June 2016	3,399	→
Quarter ending September 2016	3,412	→
<b>Variance since September 2015</b>	<b>4.9%</b>	<b>↑</b>



### ACTIVITY

Cumulative percentage of contracted UDA delivered 2016 & 2017



Month	Adjusted Scheduled Activity (UDA)	
	2016	2017
April	275	368
May	790	913
June	1,411	1,704
July	2,492	2,720
August	2,957	3,450
September	3,701	4,078
October	4,797	
November	5,710	
December	6,423	
January	6,829	
February	7,935	
March	8,921	
April	9,695	
May	9,696	
June	9,696	

### QUALITY

	Quantity	Base Number	Contract	AT	Region	England
% of FP17s for the same patient ID Re-attending within 3 months - Children	68	828	8.2%	9.8%	11.8%	12.4%
% of FP17s for the same patient ID Re-attending within 3 months - Adults	146	1,239	11.8%	15.8%	16.6%	16.7%
% of FP17s for the same patient ID Re-attending between 3 & 9 months - Children	516	828	62.3%	59.0%	60.2%	57.4%
% of FP17s for the same patient ID Re-attending between 3 & 9 months - Adults	565	1,239	45.6%	50.9%	52.0%	50.5%
% of FP17s for Band 1 Urgent Courses	155	1,841	8.4%	9.5%	9.4%	9.1%
% of FP17s Relating to Free Repair or Replacements	9	1,841	0.5%	0.6%	0.7%	0.8%
% of FP17s Relating to Continuations	6	1,841	0.3%	1.1%	1.2%	1.3%
% of Patients satisfied with the dentistry they have received	1	1	N/A	94.8%	93.6%	93.2%
% of Patients satisfied with the time they had to wait for an appointment	1	1	N/A	91.7%	89.1%	89.0%

\* This is based on patients treated on this contract for their most recent course of treatment. Figures in italics indicate the base number of FP17s or Patient Questionnaire responses are less than 100. N/A is shown where the base number of responses is less than 10 during the period. % is calculated as Quantity/Base number\*100

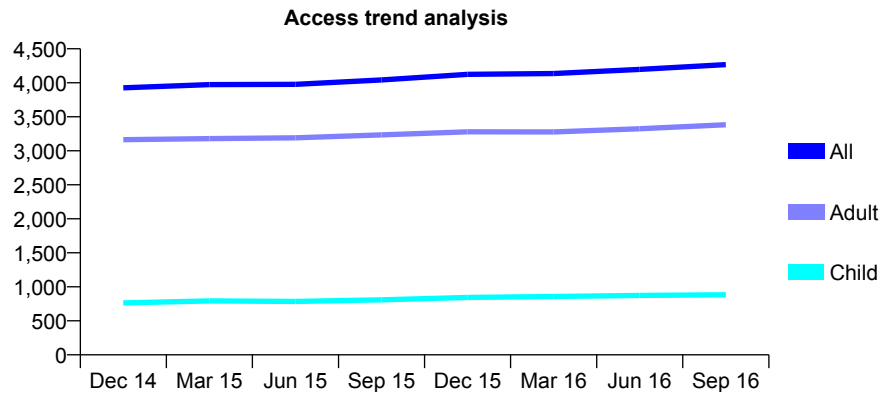
## Q68 - Vital Signs At a Glance Contract Report for 692026/0001 - September 2016

Name or company name	MR LE TOLEFE
Contract type name	GDS Contract
Purpose of contract	General
Contract start date	07/09/2007
Contract end date	

16/17 Contracted general activity (UDA)	11,800
Carry forward general activity (UDA)	29
16/17 Contracted orthodontic activity (UOA)	0
Carry forward orthodontic activity (UOA)	0
Baseline contract value	£291,073.89

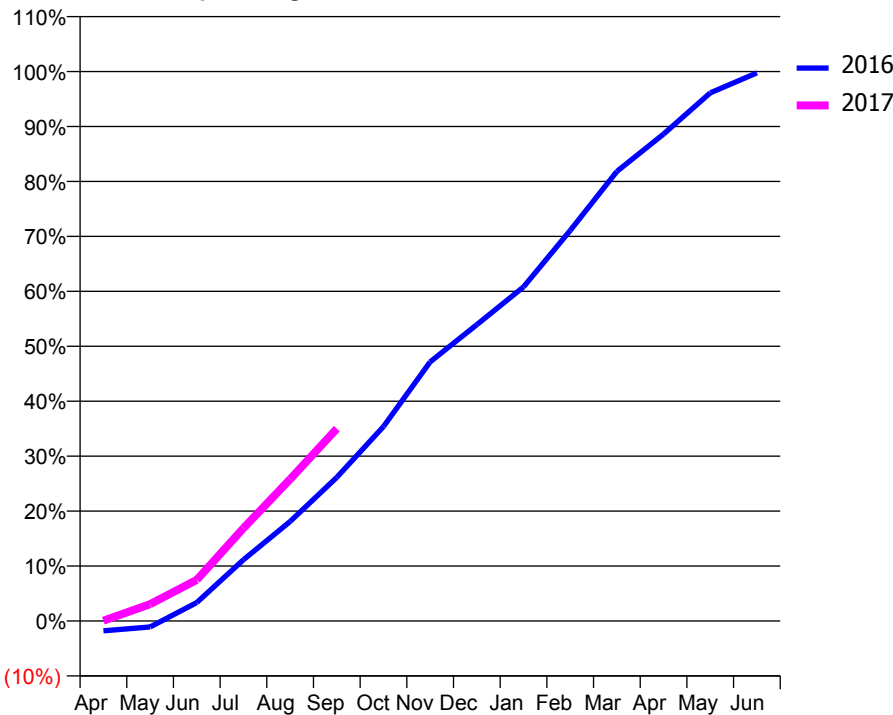
### ACCESS\*

Patients seen in 24 months	Total	Change since previous quarter
Quarter ending September 2015	4,042	
Quarter ending December 2015	4,124	↑
Quarter ending March 2016	4,136	→
Quarter ending June 2016	4,198	→
Quarter ending September 2016	4,267	→
<b>Variance since September 2015</b>	<b>5.6%</b>	<b>↑</b>



### ACTIVITY

Cumulative percentage of contracted UDA delivered 2016 & 2017



Month	Adjusted Scheduled Activity (UDA)	
	2016	2017
April	-212	8
May	-132	361
June	398	883
July	1,314	1,993
August	2,138	3,046
September	3,086	4,129
October	4,177	
November	5,566	
December	6,365	
January	7,175	
February	8,387	
March	9,655	
April	10,457	
May	11,340	
June	11,771	

### QUALITY

	Quantity	Base Number	Contract	AT	Region	England
% of FP17s for the same patient ID Re-attending within 3 months - Children	32	618	5.2%	9.8%	11.8%	12.4%
% of FP17s for the same patient ID Re-attending within 3 months - Adults	388	2,565	15.1%	15.8%	16.6%	16.7%
% of FP17s for the same patient ID Re-attending between 3 & 9 months - Children	301	618	48.7%	59.0%	60.2%	57.4%
% of FP17s for the same patient ID Re-attending between 3 & 9 months - Adults	1,454	2,565	56.7%	50.9%	52.0%	50.5%
% of FP17s for Band 1 Urgent Courses	71	1,964	3.6%	9.5%	9.4%	9.1%
% of FP17s Relating to Free Repair or Replacements	13	1,964	0.7%	0.6%	0.7%	0.8%
% of FP17s Relating to Continuations	31	1,964	1.6%	1.1%	1.2%	1.3%
% of Patients satisfied with the dentistry they have received	7	9	N/A	94.8%	93.6%	93.2%
% of Patients satisfied with the time they had to wait for an appointment	7	9	N/A	91.7%	89.1%	89.0%

\* This is based on patients treated on this contract for their most recent course of treatment. Figures in italics indicate the base number of FP17s or Patient Questionnaire responses are less than 100. N/A is shown where the base number of responses is less than 10 during the period. % is calculated as Quantity/Base number\*100

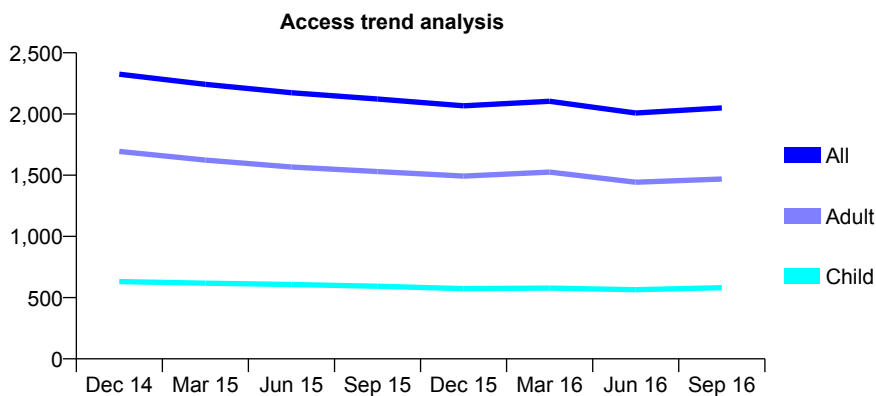
## Q68 - Vital Signs At a Glance Contract Report for 694967/0001 - September 2016

Name or company name	MR ND MAHANI
Contract type name	GDS Contract
Purpose of contract	General
Contract start date	01/07/2008
Contract end date	

16/17 Contracted general activity (UDA)	5,878
Carry forward general activity (UDA)	-82
16/17 Contracted orthodontic activity (UOA)	0
Carry forward orthodontic activity (UOA)	0
Baseline contract value	£147,549.34

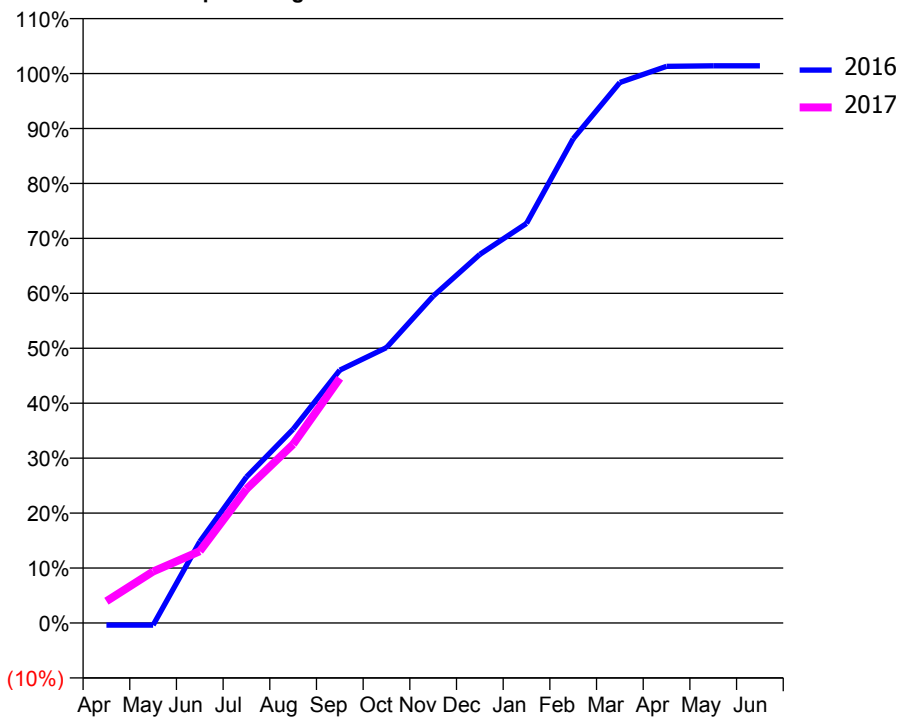
### ACCESS\*

Patients seen in 24 months	Total	Change since previous quarter
Quarter ending September 2015	2,123	
Quarter ending December 2015	2,067	↓
Quarter ending March 2016	2,104	→
Quarter ending June 2016	2,008	↓
Quarter ending September 2016	2,050	↑
<b>Variance since September 2015</b>	<b>(3.4%)</b>	<b>↓</b>



### ACTIVITY

Cumulative percentage of contracted UDA delivered 2016 & 2017



Adjusted Scheduled Activity (UDA)

Month	2016	2017
April	-24	234
May	-24	551
June	871	768
July	1,562	1,433
August	2,073	1,913
September	2,705	2,619
October	2,946	
November	3,496	
December	3,944	
January	4,275	
February	5,180	
March	5,782	
April	5,955	
May	5,960	
June	5,960	

### QUALITY

	Quantity	Base Number	Contract	AT	Region	England
% of FP17s for the same patient ID Re-attending within 3 months - Children	46	493	9.3%	9.8%	11.8%	12.4%
% of FP17s for the same patient ID Re-attending within 3 months - Adults	140	1,065	13.1%	15.8%	16.6%	16.7%
% of FP17s for the same patient ID Re-attending between 3 & 9 months - Children	312	493	63.3%	59.0%	60.2%	57.4%
% of FP17s for the same patient ID Re-attending between 3 & 9 months - Adults	617	1,065	57.9%	50.9%	52.0%	50.5%
% of FP17s for Band 1 Urgent Courses	115	1,487	7.7%	9.5%	9.4%	9.1%
% of FP17s Relating to Free Repair or Replacements	6	1,487	0.4%	0.6%	0.7%	0.8%
% of FP17s Relating to Continuations	3	1,487	0.2%	1.1%	1.2%	1.3%
% of Patients satisfied with the dentistry they have received	1	1	N/A	94.8%	93.6%	93.2%
% of Patients satisfied with the time they had to wait for an appointment	1	1	N/A	91.7%	89.1%	89.0%

\* This is based on patients treated on this contract for their most recent course of treatment. Figures in italics indicate the base number of FP17s or Patient Questionnaire responses are less than 100. N/A is shown where the base number of responses is less than 10 during the period. % is calculated as Quantity/Base number\*100

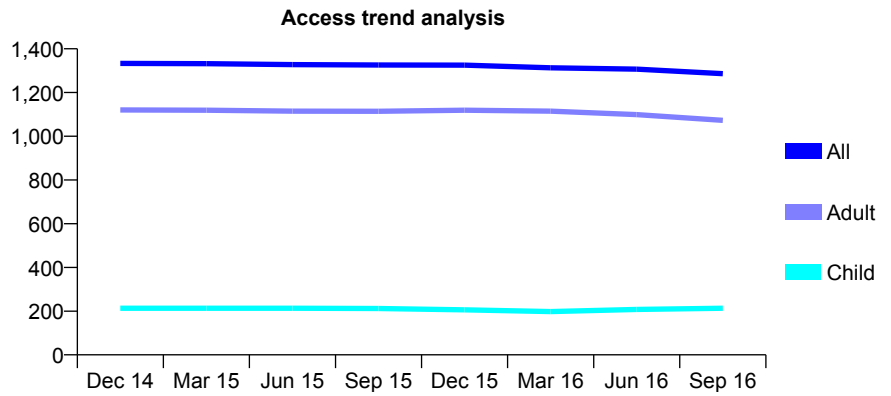
## Q68 - Vital Signs At a Glance Contract Report for 695084/0002 - September 2016

Name or company name	MS JJ WOJTASIEWICZ-SKOLMOWSKA
Contract type name	GDS Contract
Purpose of contract	General
Contract start date	01/04/2008
Contract end date	

16/17 Contracted general activity (UDA)	6,029
Carry forward general activity (UDA)	144
16/17 Contracted orthodontic activity (UOA)	0
Carry forward orthodontic activity (UOA)	0
Baseline contract value	£135,879.95

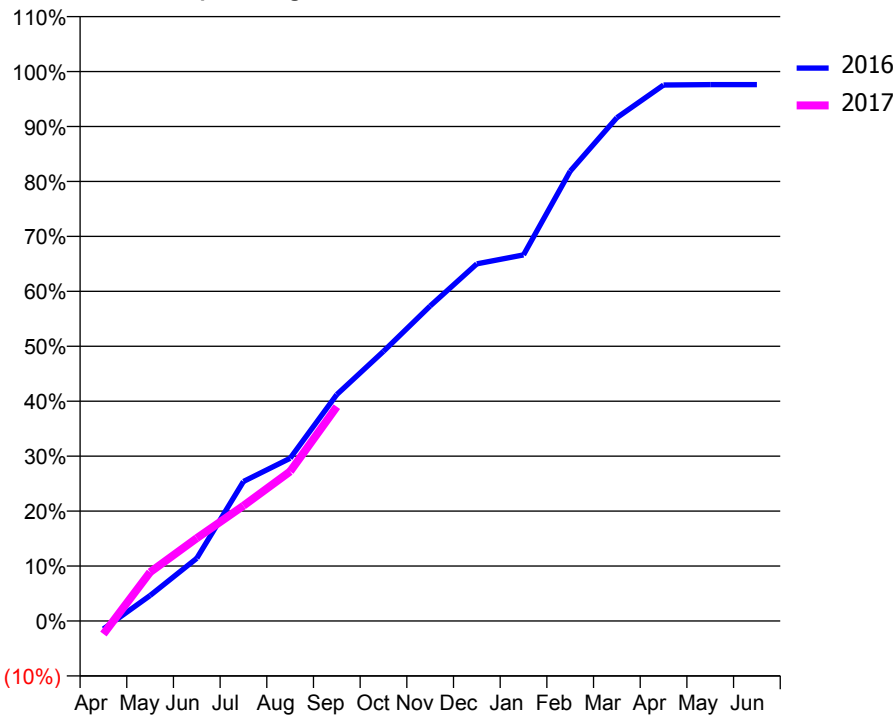
### ACCESS\*

Patients seen in 24 months	Total	Change since previous quarter
Quarter ending September 2015	1,326	
Quarter ending December 2015	1,325	→
Quarter ending March 2016	1,313	→
Quarter ending June 2016	1,307	→
Quarter ending September 2016	1,286	↓
<b>Variance since September 2015</b>	<b>(3.0%)</b>	<b>↓</b>



### ACTIVITY

Cumulative percentage of contracted UDA delivered 2016 & 2017



Month	Adjusted Scheduled Activity (UDA)	
	2016	2017
April	-89	-144
May	281	536
June	688	909
July	1,531	1,265
August	1,786	1,641
September	2,486	2,352
October	2,960	
November	3,457	
December	3,919	
January	4,017	
February	4,935	
March	5,522	
April	5,881	
May	5,885	
June	5,885	

### QUALITY

	Quantity	Base Number	Contract	AT	Region	England
% of FP17s for the same patient ID Re-attending within 3 months - Children	11	190	5.8%	9.8%	11.8%	12.4%
% of FP17s for the same patient ID Re-attending within 3 months - Adults	199	947	21.0%	15.8%	16.6%	16.7%
% of FP17s for the same patient ID Re-attending between 3 & 9 months - Children	120	190	63.2%	59.0%	60.2%	57.4%
% of FP17s for the same patient ID Re-attending between 3 & 9 months - Adults	467	947	49.3%	50.9%	52.0%	50.5%
% of FP17s for Band 1 Urgent Courses	128	1,006	12.7%	9.5%	9.4%	9.1%
% of FP17s Relating to Free Repair or Replacements	18	1,006	1.8%	0.6%	0.7%	0.8%
% of FP17s Relating to Continuations	3	1,006	0.3%	1.1%	1.2%	1.3%
% of Patients satisfied with the dentistry they have received	2	2	N/A	94.8%	93.6%	93.2%
% of Patients satisfied with the time they had to wait for an appointment	2	2	N/A	91.7%	89.1%	89.0%

\* This is based on patients treated on this contract for their most recent course of treatment. Figures in italics indicate the base number of FP17s or Patient Questionnaire responses are less than 100. N/A is shown where the base number of responses is less than 10 during the period. % is calculated as Quantity/Base number\*100



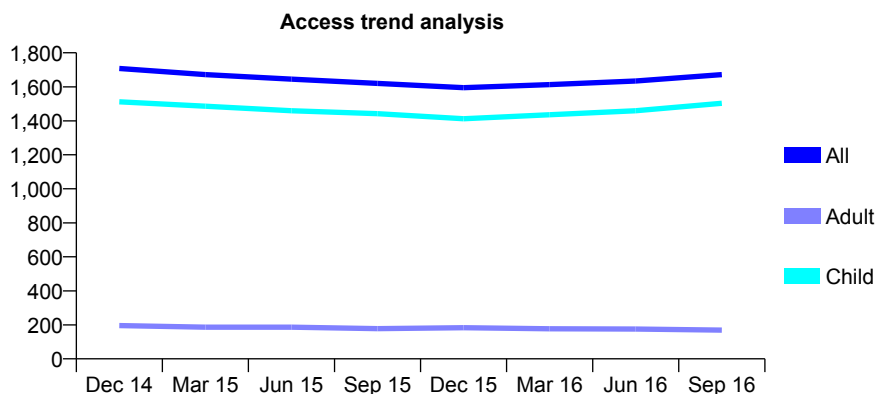
## Q68 - Vital Signs At a Glance Contract Report for 723878/0002 - September 2016

Name or company name	MRS JM HATTON
Contract type name	GDS Contract
Purpose of contract	General
Contract start date	01/11/2010
Contract end date	

16/17 Contracted general activity (UDA)	5,000
Carry forward general activity (UDA)	0
16/17 Contracted orthodontic activity (UOA)	0
Carry forward orthodontic activity (UOA)	0
Baseline contract value	£111,110.00

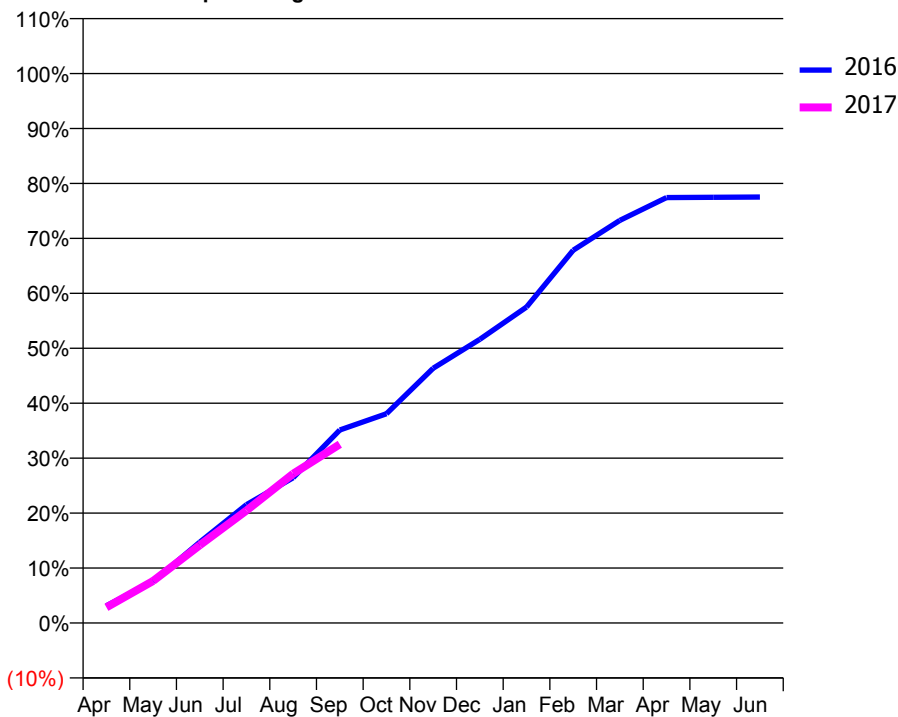
### ACCESS\*

Patients seen in 24 months	Total	Change since previous quarter
Quarter ending September 2015	1,620	
Quarter ending December 2015	1,595	↓
Quarter ending March 2016	1,613	→
Quarter ending June 2016	1,634	→
Quarter ending September 2016	1,672	↑
<b>Variance since September 2015</b>	<b>3.2%</b>	<b>↑</b>



### ACTIVITY

Cumulative percentage of contracted UDA delivered 2016 & 2017



Month	Adjusted Scheduled Activity (UDA)	
	2016	2017
April	157	143
May	378	383
June	736	708
July	1,077	1,024
August	1,321	1,358
September	1,756	1,627
October	1,904	
November	2,318	
December	2,581	
January	2,876	
February	3,392	
March	3,664	
April	3,872	
May	3,874	
June	3,876	

### QUALITY

	Quantity	Base Number	Contract	AT	Region	England
% of FP17s for the same patient ID Re-attending within 3 months - Children	105	1,188	8.8%	9.8%	11.8%	12.4%
% of FP17s for the same patient ID Re-attending within 3 months - Adults	6	34	17.6%	15.8%	16.6%	16.7%
% of FP17s for the same patient ID Re-attending between 3 & 9 months - Children	774	1,188	65.2%	59.0%	60.2%	57.4%
% of FP17s for the same patient ID Re-attending between 3 & 9 months - Adults	20	34	58.8%	50.9%	52.0%	50.5%
% of FP17s for Band 1 Urgent Courses	39	1,089	3.6%	9.5%	9.4%	9.1%
% of FP17s Relating to Free Repair or Replacements	1	1,089	0.1%	0.6%	0.7%	0.8%
% of FP17s Relating to Continuations	0	1,089	0.0%	1.1%	1.2%	1.3%
% of Patients satisfied with the dentistry they have received	0	0	N/A	94.8%	93.6%	93.2%
% of Patients satisfied with the time they had to wait for an appointment	0	0	N/A	91.7%	89.1%	89.0%

\* This is based on patients treated on this contract for their most recent course of treatment. Figures in italics indicate the base number of FP17s or Patient Questionnaire responses are less than 100. N/A is shown where the base number of responses is less than 10 during the period. % is calculated as Quantity/Base number\*100

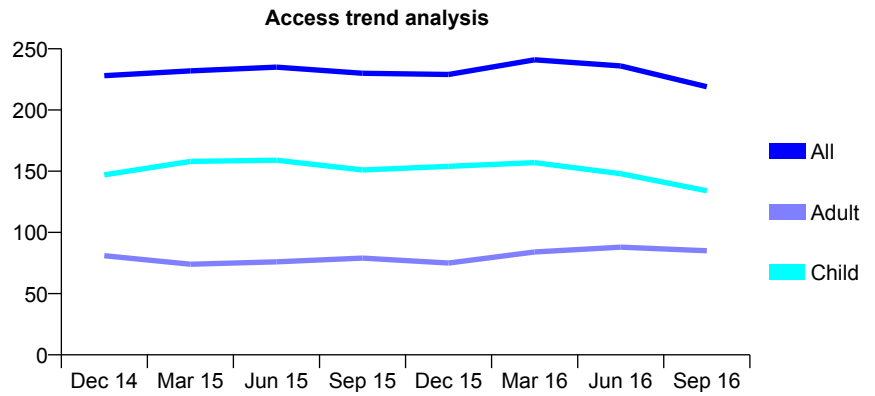
## Q68 - Vital Signs At a Glance Contract Report for 724696/0001 - September 2016

Name or company name	MR AM PEARSON
Contract type name	GDS Contract
Purpose of contract	General
Contract start date	01/12/2011
Contract end date	

16/17 Contracted general activity (UDA)	557
Carry forward general activity (UDA)	0
16/17 Contracted orthodontic activity (UOA)	0
Carry forward orthodontic activity (UOA)	0
Baseline contract value	£11,667.05

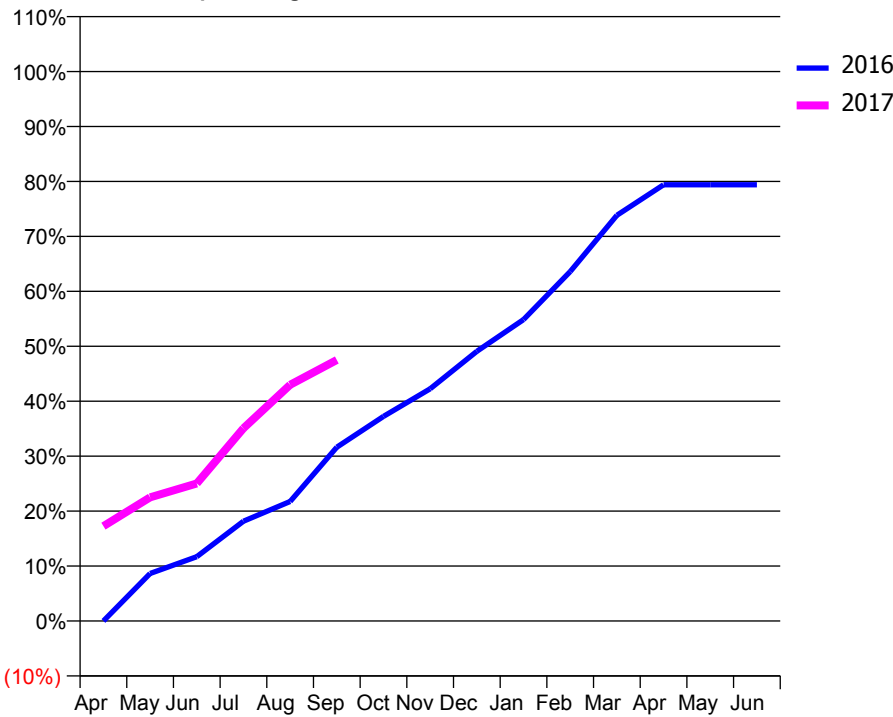
### ACCESS\*

Patients seen in 24 months	Total	Change since previous quarter
Quarter ending September 2015	230	
Quarter ending December 2015	229	→
Quarter ending March 2016	241	↑
Quarter ending June 2016	236	↓
Quarter ending September 2016	219	↓
<b>Variance since September 2015</b>	<b>(4.8%)</b>	<b>↓</b>



### ACTIVITY

Cumulative percentage of contracted UDA delivered 2016 & 2017



Month	Adjusted Scheduled Activity (UDA)	
	2016	2017
April	0	96
May	48	125
June	65	139
July	101	195
August	121	239
September	176	265
October	207	
November	235	
December	273	
January	306	
February	354	
March	411	
April	442	
May	442	
June	442	

### QUALITY

	Quantity	Base Number	Contract	AT	Region	England
% of FP17s for the same patient ID Re-attending within 3 months - Children	6	95	6.3%	9.8%	11.8%	12.4%
% of FP17s for the same patient ID Re-attending within 3 months - Adults	2	43	4.7%	15.8%	16.6%	16.7%
% of FP17s for the same patient ID Re-attending between 3 & 9 months - Children	65	95	68.4%	59.0%	60.2%	57.4%
% of FP17s for the same patient ID Re-attending between 3 & 9 months - Adults	27	43	62.8%	50.9%	52.0%	50.5%
% of FP17s for Band 1 Urgent Courses	3	123	2.4%	9.5%	9.4%	9.1%
% of FP17s Relating to Free Repair or Replacements	0	123	0.0%	0.6%	0.7%	0.8%
% of FP17s Relating to Continuations	0	123	0.0%	1.1%	1.2%	1.3%
% of Patients satisfied with the dentistry they have received	1	1	N/A	94.8%	93.6%	93.2%
% of Patients satisfied with the time they had to wait for an appointment	1	1	N/A	91.7%	89.1%	89.0%

\* This is based on patients treated on this contract for their most recent course of treatment. Figures in italics indicate the base number of FP17s or Patient Questionnaire responses are less than 100. N/A is shown where the base number of responses is less than 10 during the period. % is calculated as Quantity/Base number\*100

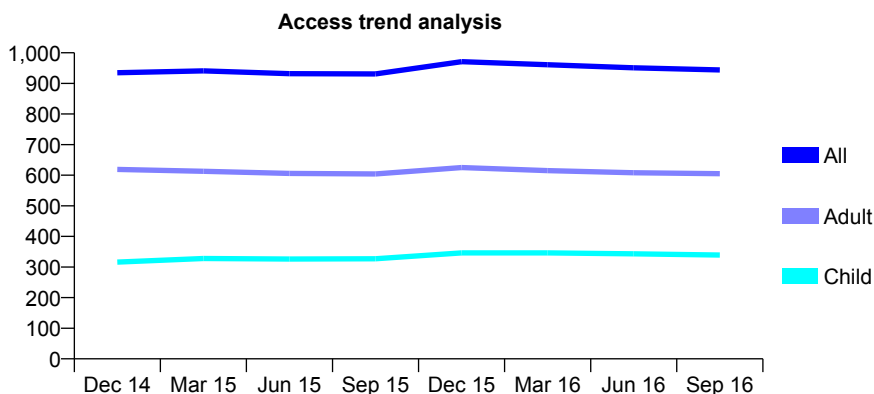
## Q68 - Vital Signs At a Glance Contract Report for 725188/0001 - September 2016

Name or company name	MR JE BELLRINGER
Contract type name	GDS Contract
Purpose of contract	General
Contract start date	01/04/2006
Contract end date	

16/17 Contracted general activity (UDA)	2,186
Carry forward general activity (UDA)	-44
16/17 Contracted orthodontic activity (UOA)	0
Carry forward orthodontic activity (UOA)	0
Baseline contract value	£50,156.71

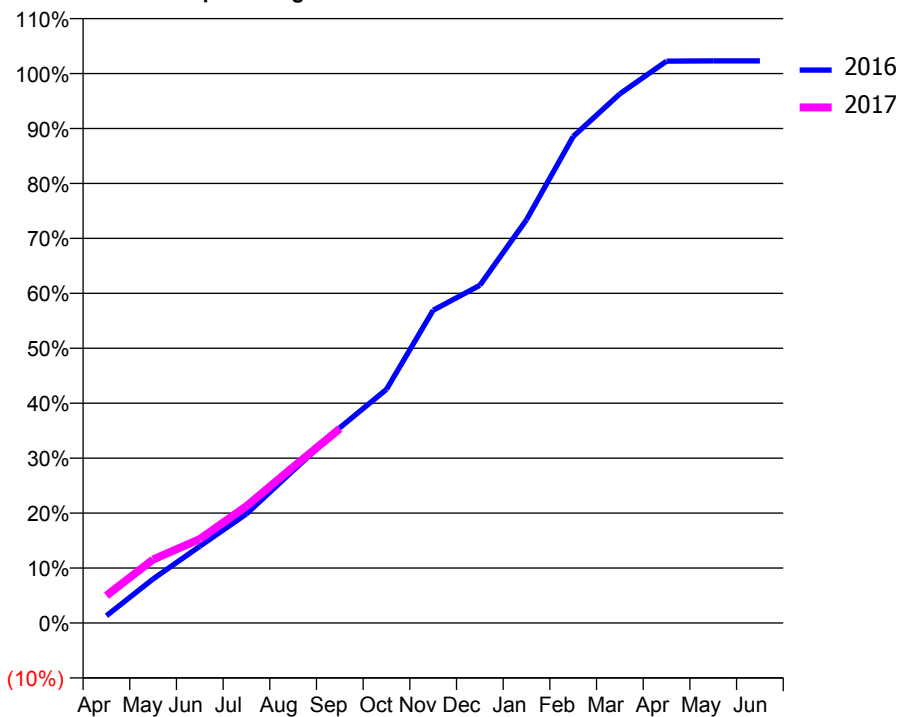
### ACCESS\*

Patients seen in 24 months	Total	Change since previous quarter
Quarter ending September 2015	931	
Quarter ending December 2015	971	↑
Quarter ending March 2016	961	↓
Quarter ending June 2016	951	↓
Quarter ending September 2016	944	→
<b>Variance since September 2015</b>	<b>1.4%</b>	<b>→</b>



### ACTIVITY

Cumulative percentage of contracted UDA delivered 2016 & 2017



Month	Adjusted Scheduled Activity (UDA)	
	2016	2017
April	29	109
May	175	253
June	305	334
July	434	465
August	607	621
September	777	773
October	930	
November	1,244	
December	1,343	
January	1,605	
February	1,935	
March	2,105	
April	2,235	
May	2,236	
June	2,236	

### QUALITY

	Quantity	Base Number	Contract	AT	Region	England
% of FP17s for the same patient ID Re-attending within 3 months - Children	17	289	5.9%	9.8%	11.8%	12.4%
% of FP17s for the same patient ID Re-attending within 3 months - Adults	24	309	7.8%	15.8%	16.6%	16.7%
% of FP17s for the same patient ID Re-attending between 3 & 9 months - Children	198	289	68.5%	59.0%	60.2%	57.4%
% of FP17s for the same patient ID Re-attending between 3 & 9 months - Adults	216	309	69.9%	50.9%	52.0%	50.5%
% of FP17s for Band 1 Urgent Courses	17	529	3.2%	9.5%	9.4%	9.1%
% of FP17s Relating to Free Repair or Replacements	6	529	1.1%	0.6%	0.7%	0.8%
% of FP17s Relating to Continuations	3	529	0.6%	1.1%	1.2%	1.3%
% of Patients satisfied with the dentistry they have received	1	1	N/A	94.8%	93.6%	93.2%
% of Patients satisfied with the time they had to wait for an appointment	1	1	N/A	91.7%	89.1%	89.0%

\* This is based on patients treated on this contract for their most recent course of treatment. Figures in italics indicate the base number of FP17s or Patient Questionnaire responses are less than 100. N/A is shown where the base number of responses is less than 10 during the period. % is calculated as Quantity/Base number\*100

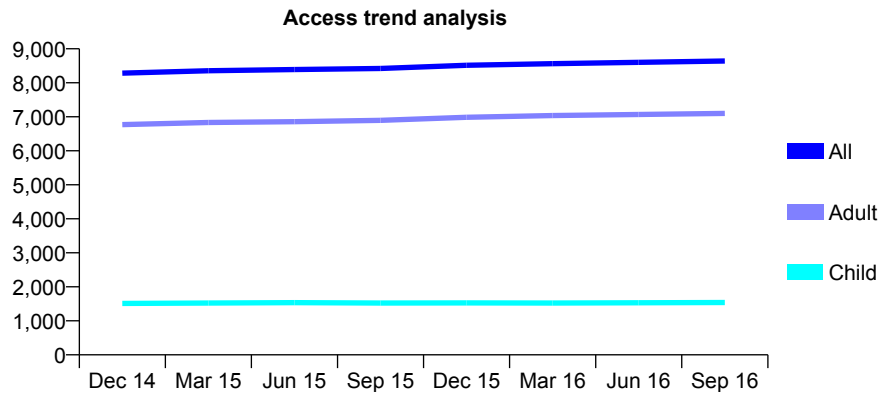
## Q68 - Vital Signs At a Glance Contract Report for 725536/0001 - September 2016

Name or company name	Davies and Seeley
Contract type name	GDS Contract
Purpose of contract	General
Contract start date	01/04/2007
Contract end date	

16/17 Contracted general activity (UDA)	24,520
Carry forward general activity (UDA)	0
16/17 Contracted orthodontic activity (UOA)	0
Carry forward orthodontic activity (UOA)	0
Baseline contract value	£547,833.00

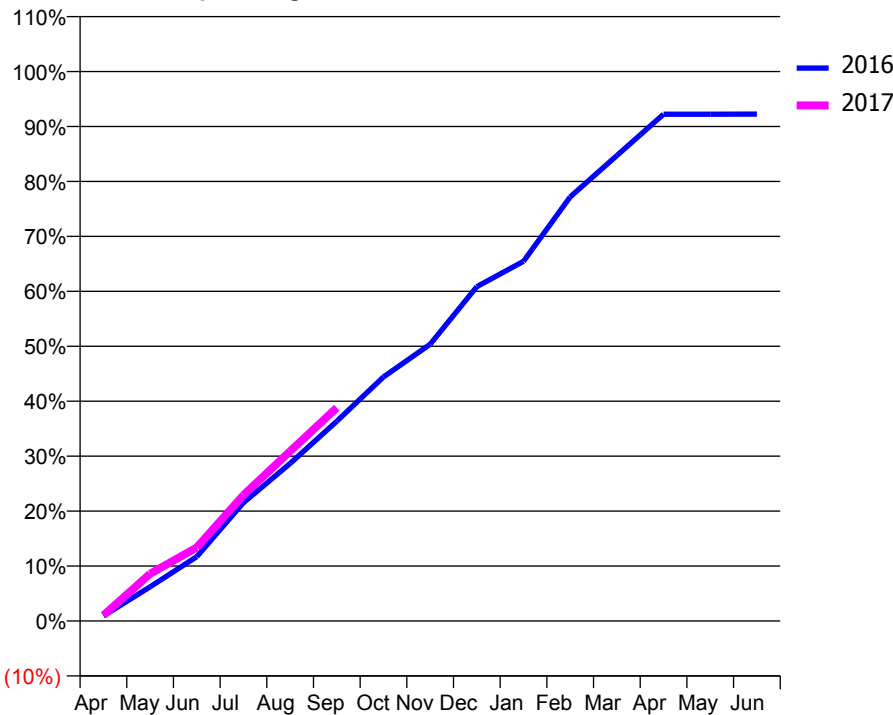
### ACCESS\*

Patients seen in 24 months	Total	Change since previous quarter
Quarter ending September 2015	8,420	
Quarter ending December 2015	8,515	→
Quarter ending March 2016	8,561	→
Quarter ending June 2016	8,601	→
Quarter ending September 2016	8,640	→
<b>Variance since September 2015</b>	<b>2.6%</b>	<b>↑</b>



### ACTIVITY

Cumulative percentage of contracted UDA delivered 2016 & 2017



Month	Adjusted Scheduled Activity (UDA)	
	2016	2017
April	229	252
May	1,528	2,108
June	2,873	3,283
July	5,279	5,623
August	7,033	7,575
September	8,918	9,519
October	10,889	
November	12,350	
December	14,920	
January	16,053	
February	18,926	
March	20,768	
April	22,611	
May	22,616	
June	22,620	

### QUALITY

	Quantity	Base Number	Contract	AT	Region	England
% of FP17s for the same patient ID Re-attending within 3 months - Children	75	978	7.7%	9.8%	11.8%	12.4%
% of FP17s for the same patient ID Re-attending within 3 months - Adults	709	4,702	15.1%	15.8%	16.6%	16.7%
% of FP17s for the same patient ID Re-attending between 3 & 9 months - Children	517	978	52.9%	59.0%	60.2%	57.4%
% of FP17s for the same patient ID Re-attending between 3 & 9 months - Adults	2,262	4,702	48.1%	50.9%	52.0%	50.5%
% of FP17s for Band 1 Urgent Courses	317	4,407	7.2%	9.5%	9.4%	9.1%
% of FP17s Relating to Free Repair or Replacements	14	4,407	0.3%	0.6%	0.7%	0.8%
% of FP17s Relating to Continuations	126	4,407	2.9%	1.1%	1.2%	1.3%
% of Patients satisfied with the dentistry they have received	8	8	N/A	94.8%	93.6%	93.2%
% of Patients satisfied with the time they had to wait for an appointment	8	8	N/A	91.7%	89.1%	89.0%

\* This is based on patients treated on this contract for their most recent course of treatment. Figures in italics indicate the base number of FP17s or Patient Questionnaire responses are less than 100. N/A is shown where the base number of responses is less than 10 during the period. % is calculated as Quantity/Base number\*100

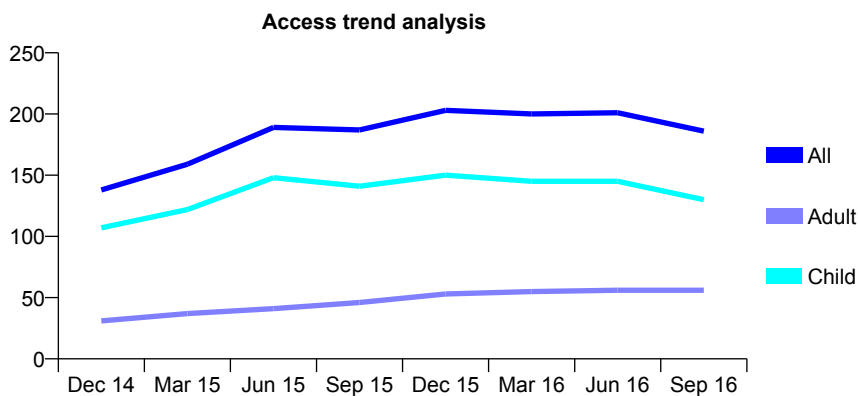
## Q68 - Vital Signs At a Glance Contract Report for 729175/0004 - September 2016

Name or company name	MR LD MURRAY
Contract type name	GDS Contract
Purpose of contract	General
Contract start date	01/04/2014
Contract end date	

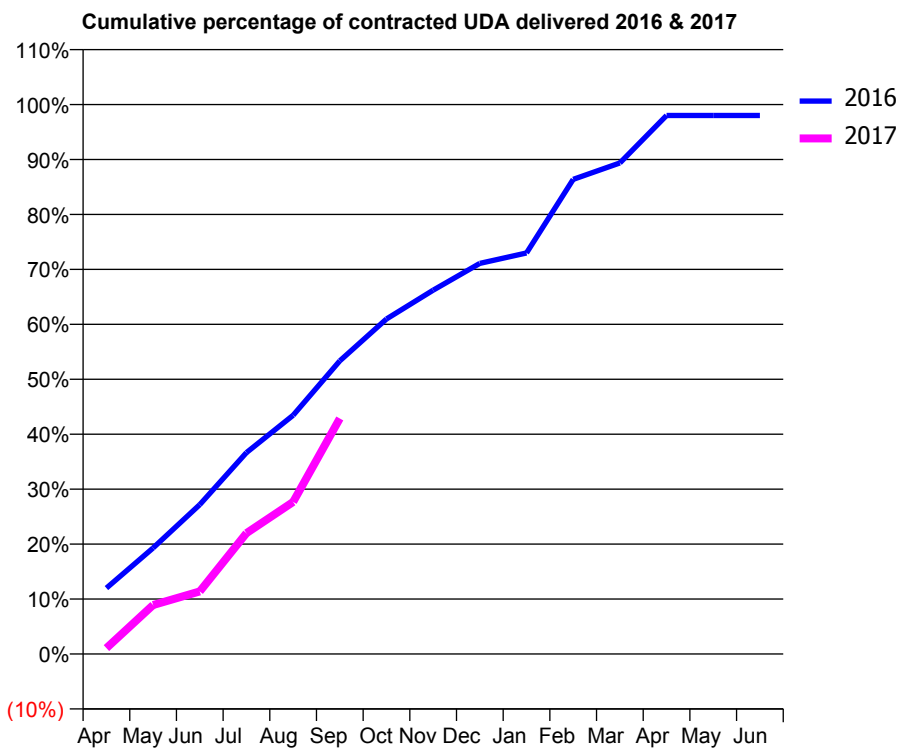
16/17 Contracted general activity (UDA)	370
Carry forward general activity (UDA)	7
16/17 Contracted orthodontic activity (UOA)	0
Carry forward orthodontic activity (UOA)	0
Baseline contract value	£9,467.84

### ACCESS\*

Patients seen in 24 months	Total	Change since previous quarter
Quarter ending September 2015	187	
Quarter ending December 2015	203	↑
Quarter ending March 2016	200	↓
Quarter ending June 2016	201	→
Quarter ending September 2016	186	↓
<b>Variance since September 2015</b>	<b>(0.5%)</b>	→



### ACTIVITY



Month	Adjusted Scheduled Activity (UDA)	
	2016	2017
April	44	4
May	71	33
June	101	42
July	136	81
August	161	102
September	197	159
October	226	
November	245	
December	263	
January	270	
February	320	
March	331	
April	363	
May	363	
June	363	

### QUALITY

	Quantity	Base Number	Contract	AT	Region	England
% of FP17s for the same patient ID Re-attending within 3 months - Children	4	103	3.9%	9.8%	11.8%	12.4%
% of FP17s for the same patient ID Re-attending within 3 months - Adults	6	28	21.4%	15.8%	16.6%	16.7%
% of FP17s for the same patient ID Re-attending between 3 & 9 months - Children	36	103	35.0%	59.0%	60.2%	57.4%
% of FP17s for the same patient ID Re-attending between 3 & 9 months - Adults	15	28	53.6%	50.9%	52.0%	50.5%
% of FP17s for Band 1 Urgent Courses	3	118	2.5%	9.5%	9.4%	9.1%
% of FP17s Relating to Free Repair or Replacements	0	118	0.0%	0.6%	0.7%	0.8%
% of FP17s Relating to Continuations	0	118	0.0%	1.1%	1.2%	1.3%
% of Patients satisfied with the dentistry they have received	0	0	N/A	94.8%	93.6%	93.2%
% of Patients satisfied with the time they had to wait for an appointment	0	0	N/A	91.7%	89.1%	89.0%

\* This is based on patients treated on this contract for their most recent course of treatment. Figures in italics indicate the base number of FP17s or Patient Questionnaire responses are less than 100. N/A is shown where the base number of responses is less than 10 during the period. % is calculated as Quantity/Base number\*100

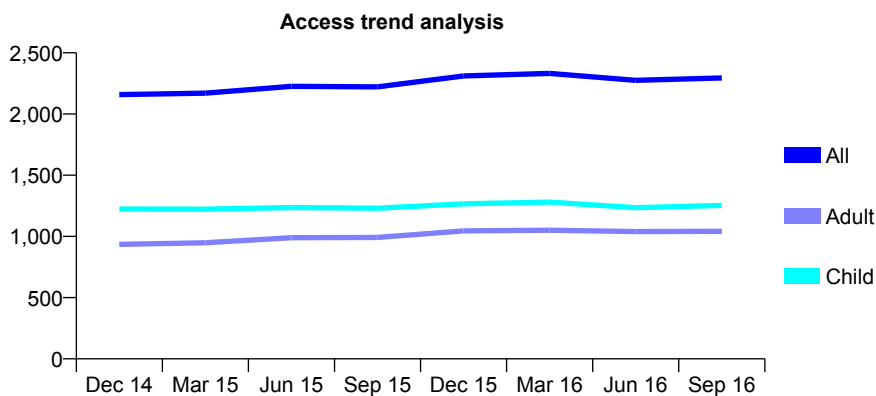
## Q68 - Vital Signs At a Glance Contract Report for 729299/0001 - September 2016

Name or company name	MISS MB QUEENAN
Contract type name	GDS Contract
Purpose of contract	General
Contract start date	01/04/2006
Contract end date	

16/17 Contracted general activity (UDA)	4,368
Carry forward general activity (UDA)	-77
16/17 Contracted orthodontic activity (UOA)	0
Carry forward orthodontic activity (UOA)	0
Baseline contract value	£97,081.75

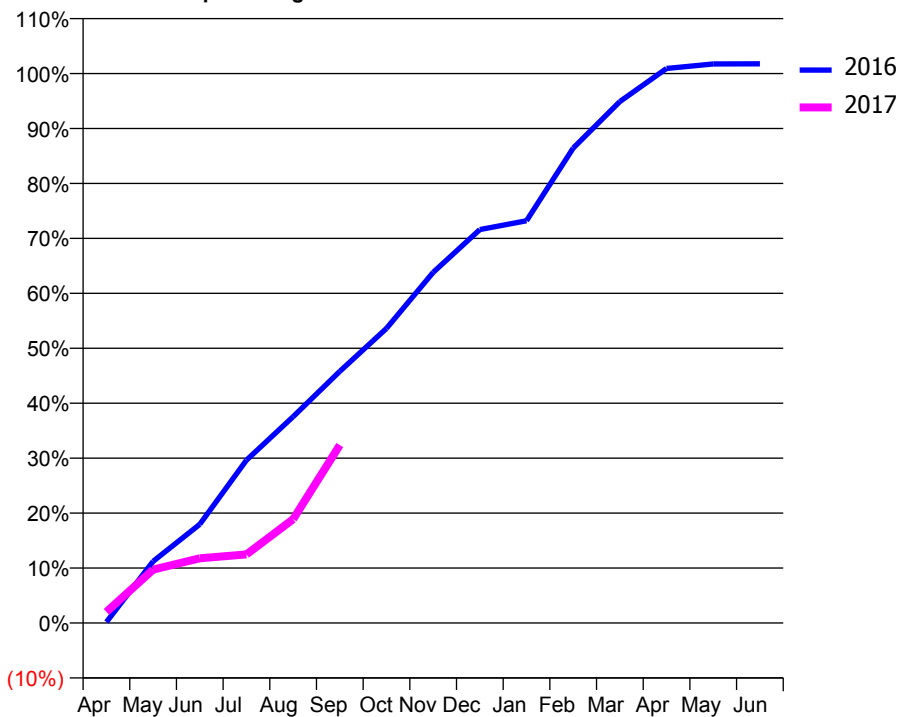
### ACCESS\*

Patients seen in 24 months	Total	Change since previous quarter
Quarter ending September 2015	2,222	
Quarter ending December 2015	2,311	↑
Quarter ending March 2016	2,332	→
Quarter ending June 2016	2,275	↓
Quarter ending September 2016	2,295	→
<b>Variance since September 2015</b>	<b>3.3%</b>	<b>↑</b>



### ACTIVITY

Cumulative percentage of contracted UDA delivered 2016 & 2017



Adjusted Scheduled Activity (UDA)

Month	2016	2017
April	8	89
May	491	425
June	785	515
July	1,295	545
August	1,640	825
September	2,001	1,414
October	2,342	
November	2,787	
December	3,128	
January	3,197	
February	3,775	
March	4,145	
April	4,408	
May	4,444	
June	4,445	

### QUALITY

	Quantity	Base Number	Contract	AT	Region	England
% of FP17s for the same patient ID Re-attending within 3 months - Children	37	665	5.6%	9.8%	11.8%	12.4%
% of FP17s for the same patient ID Re-attending within 3 months - Adults	32	446	7.2%	15.8%	16.6%	16.7%
% of FP17s for the same patient ID Re-attending between 3 & 9 months - Children	334	665	50.2%	59.0%	60.2%	57.4%
% of FP17s for the same patient ID Re-attending between 3 & 9 months - Adults	199	446	44.6%	50.9%	52.0%	50.5%
% of FP17s for Band 1 Urgent Courses	47	927	5.1%	9.5%	9.4%	9.1%
% of FP17s Relating to Free Repair or Replacements	2	927	0.2%	0.6%	0.7%	0.8%
% of FP17s Relating to Continuations	0	927	0.0%	1.1%	1.2%	1.3%
% of Patients satisfied with the dentistry they have received	1	1	N/A	94.8%	93.6%	93.2%
% of Patients satisfied with the time they had to wait for an appointment	1	1	N/A	91.7%	89.1%	89.0%

\* This is based on patients treated on this contract for their most recent course of treatment. Figures in italics indicate the base number of FP17s or Patient Questionnaire responses are less than 100. N/A is shown where the base number of responses is less than 10 during the period. % is calculated as Quantity/Base number\*100

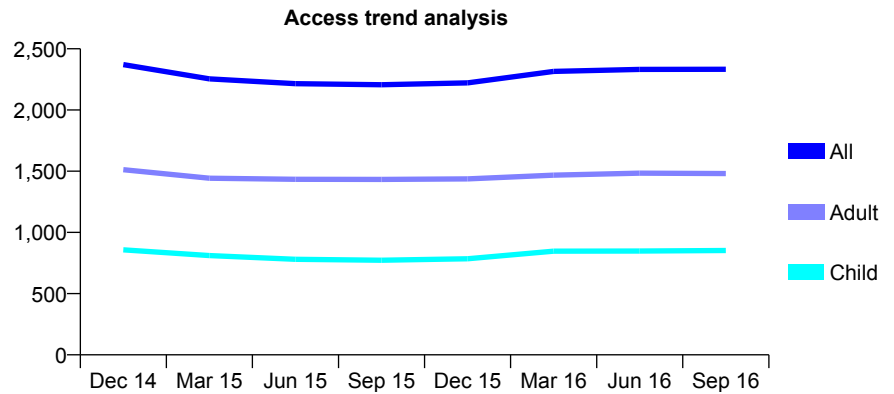
## Q68 - Vital Signs At a Glance Contract Report for 729809/0002 - September 2016

Name or company name	MR MR SWAN
Contract type name	GDS Contract
Purpose of contract	General
Contract start date	01/04/2011
Contract end date	

16/17 Contracted general activity (UDA)	5,300
Carry forward general activity (UDA)	-16
16/17 Contracted orthodontic activity (UOA)	0
Carry forward orthodontic activity (UOA)	0
Baseline contract value	£130,860.53

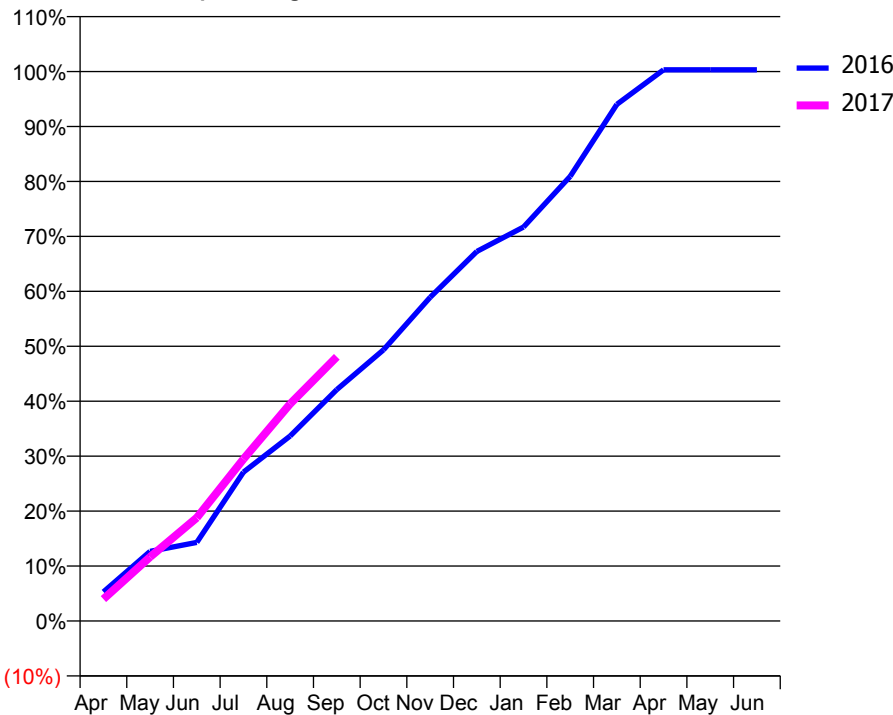
### ACCESS\*

Patients seen in 24 months	Total	Change since previous quarter
Quarter ending September 2015	2,206	
Quarter ending December 2015	2,222	→
Quarter ending March 2016	2,315	↑
Quarter ending June 2016	2,332	→
Quarter ending September 2016	2,333	→
<b>Variance since September 2015</b>	<b>5.8%</b>	<b>↑</b>



### ACTIVITY

Cumulative percentage of contracted UDA delivered 2016 & 2017



Month	Adjusted Scheduled Activity (UDA)	
	2016	2017
April	280	211
May	672	618
June	758	996
July	1,436	1,562
August	1,784	2,094
September	2,232	2,549
October	2,616	
November	3,122	
December	3,565	
January	3,800	
February	4,289	
March	4,983	
April	5,316	
May	5,316	
June	5,316	

### QUALITY

	Quantity	Base Number	Contract	AT	Region	England
% of FP17s for the same patient ID Re-attending within 3 months - Children	31	567	5.5%	9.8%	11.8%	12.4%
% of FP17s for the same patient ID Re-attending within 3 months - Adults	146	1,035	14.1%	15.8%	16.6%	16.7%
% of FP17s for the same patient ID Re-attending between 3 & 9 months - Children	174	567	30.7%	59.0%	60.2%	57.4%
% of FP17s for the same patient ID Re-attending between 3 & 9 months - Adults	413	1,035	39.9%	50.9%	52.0%	50.5%
% of FP17s for Band 1 Urgent Courses	8	1,421	0.6%	9.5%	9.4%	9.1%
% of FP17s Relating to Free Repair or Replacements	32	1,421	2.3%	0.6%	0.7%	0.8%
% of FP17s Relating to Continuations	20	1,421	1.4%	1.1%	1.2%	1.3%
% of Patients satisfied with the dentistry they have received	1	1	N/A	94.8%	93.6%	93.2%
% of Patients satisfied with the time they had to wait for an appointment	1	1	N/A	91.7%	89.1%	89.0%

\* This is based on patients treated on this contract for their most recent course of treatment. Figures in italics indicate the base number of FP17s or Patient Questionnaire responses are less than 100. N/A is shown where the base number of responses is less than 10 during the period. % is calculated as Quantity/Base number\*100



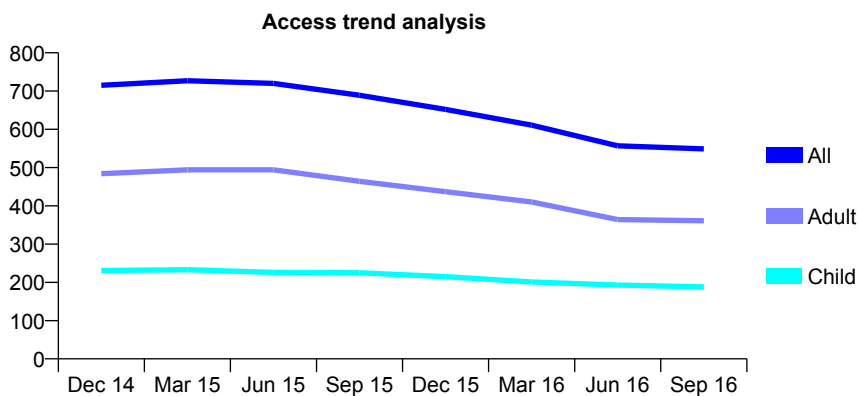
## Q68 - Vital Signs At a Glance Contract Report for 729833/0001 - September 2016

Name or company name	MR RA LESLEY
Contract type name	GDS Contract
Purpose of contract	General
Contract start date	01/04/2006
Contract end date	

16/17 Contracted general activity (UDA)	800
Carry forward general activity (UDA)	0
16/17 Contracted orthodontic activity (UOA)	0
Carry forward orthodontic activity (UOA)	0
Baseline contract value	£17,136.13

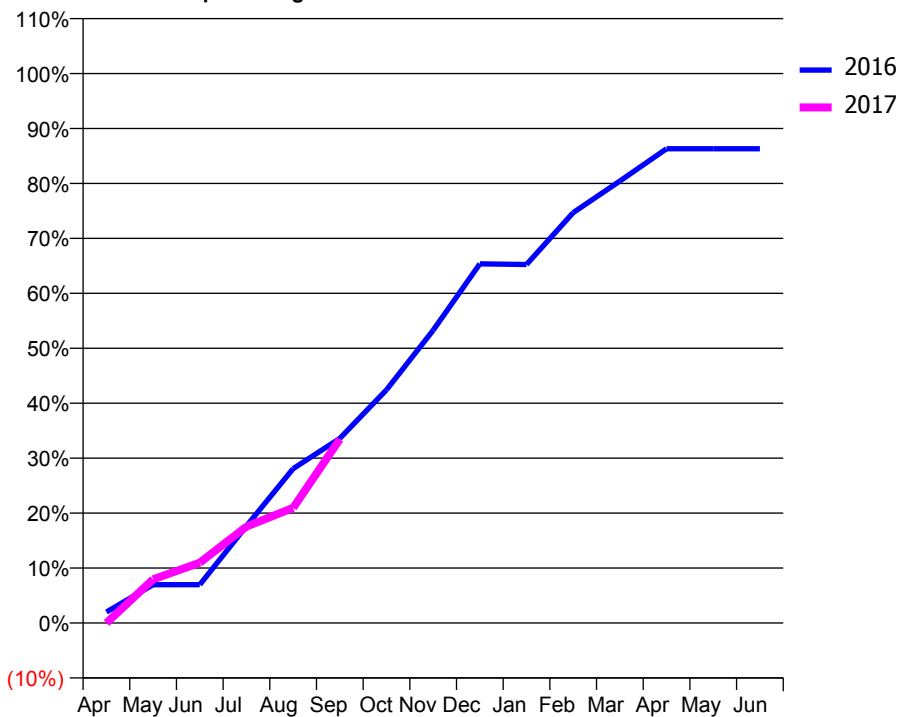
### ACCESS\*

Patients seen in 24 months	Total	Change since previous quarter
Quarter ending September 2015	689	
Quarter ending December 2015	652	↓
Quarter ending March 2016	611	↓
Quarter ending June 2016	557	↓
Quarter ending September 2016	549	↓
<b>Variance since September 2015</b>	<b>(20.3%)</b>	<b>↓</b>



### ACTIVITY

Cumulative percentage of contracted UDA delivered 2016 & 2017



Month	Adjusted Scheduled Activity (UDA)	
	2016	2017
April	16	0
May	56	64
June	56	88
July	141	140
August	225	168
September	269	268
October	339	
November	426	
December	523	
January	522	
February	597	
March	643	
April	690	
May	690	
June	690	

### QUALITY

	Quantity	Base Number	Contract	AT	Region	England
% of FP17s for the same patient ID Re-attending within 3 months - Children	6	156	3.8%	9.8%	11.8%	12.4%
% of FP17s for the same patient ID Re-attending within 3 months - Adults	17	240	7.1%	15.8%	16.6%	16.7%
% of FP17s for the same patient ID Re-attending between 3 & 9 months - Children	92	156	59.0%	59.0%	60.2%	57.4%
% of FP17s for the same patient ID Re-attending between 3 & 9 months - Adults	82	240	34.2%	50.9%	52.0%	50.5%
% of FP17s for Band 1 Urgent Courses	13	185	7.0%	9.5%	9.4%	9.1%
% of FP17s Relating to Free Repair or Replacements	0	185	0.0%	0.6%	0.7%	0.8%
% of FP17s Relating to Continuations	0	185	0.0%	1.1%	1.2%	1.3%
% of Patients satisfied with the dentistry they have received	0	0	N/A	94.8%	93.6%	93.2%
% of Patients satisfied with the time they had to wait for an appointment	0	0	N/A	91.7%	89.1%	89.0%

\* This is based on patients treated on this contract for their most recent course of treatment. Figures in italics indicate the base number of FP17s or Patient Questionnaire responses are less than 100. N/A is shown where the base number of responses is less than 10 during the period. % is calculated as Quantity/Base number\*100

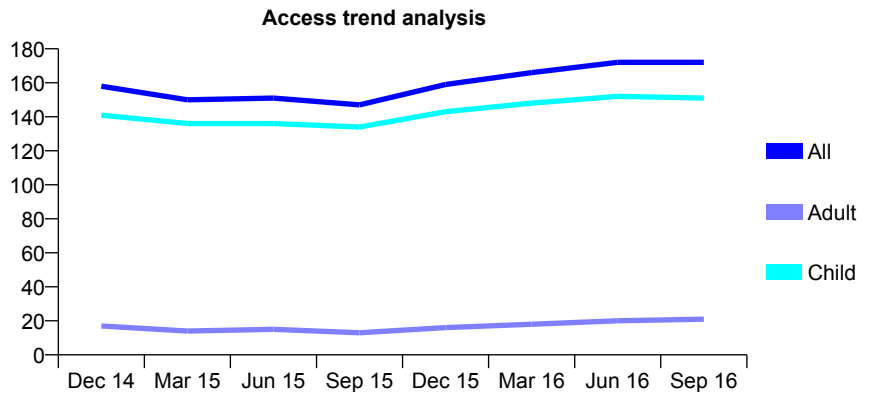
## Q68 - Vital Signs At a Glance Contract Report for 730920/0001 - September 2016

Name or company name	MR GA HILL
Contract type name	GDS Contract
Purpose of contract	General
Contract start date	01/04/2006
Contract end date	

16/17 Contracted general activity (UDA)	539
Carry forward general activity (UDA)	0
16/17 Contracted orthodontic activity (UOA)	0
Carry forward orthodontic activity (UOA)	0
Baseline contract value	£13,281.04

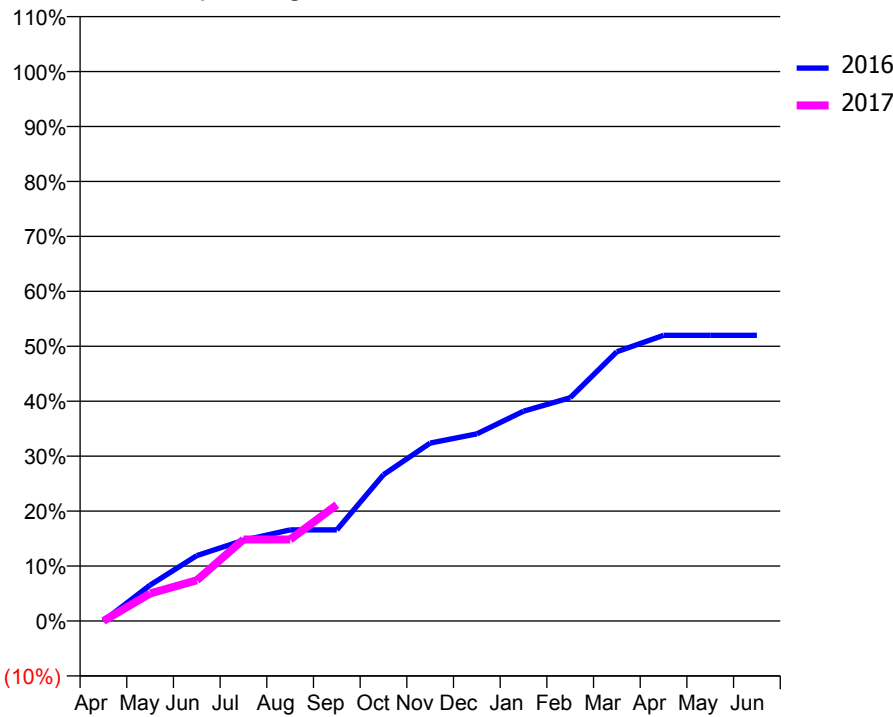
### ACCESS\*

Patients seen in 24 months	Total	Change since previous quarter
Quarter ending September 2015	147	
Quarter ending December 2015	159	↑
Quarter ending March 2016	166	↑
Quarter ending June 2016	172	↑
Quarter ending September 2016	172	→
<b>Variance since September 2015</b>	<b>17.0%</b>	<b>↑</b>



### ACTIVITY

Cumulative percentage of contracted UDA delivered 2016 & 2017



Month	Adjusted Scheduled Activity (UDA)	
	2016	2017
April	0	0
May	35	27
June	64	40
July	79	80
August	89	80
September	89	114
October	144	
November	175	
December	184	
January	206	
February	219	
March	264	
April	280	
May	280	
June	280	

### QUALITY

	Quantity	Base Number	Contract	AT	Region	England
% of FP17s for the same patient ID Re-attending within 3 months - Children	1	78	1.3%	9.8%	11.8%	12.4%
% of FP17s for the same patient ID Re-attending within 3 months - Adults	0	3	0.0%	15.8%	16.6%	16.7%
% of FP17s for the same patient ID Re-attending between 3 & 9 months - Children	49	78	62.8%	59.0%	60.2%	57.4%
% of FP17s for the same patient ID Re-attending between 3 & 9 months - Adults	0	3	0.0%	50.9%	52.0%	50.5%
% of FP17s for Band 1 Urgent Courses	0	69	0.0%	9.5%	9.4%	9.1%
% of FP17s Relating to Free Repair or Replacements	0	69	0.0%	0.6%	0.7%	0.8%
% of FP17s Relating to Continuations	0	69	0.0%	1.1%	1.2%	1.3%
% of Patients satisfied with the dentistry they have received	0	0	N/A	94.8%	93.6%	93.2%
% of Patients satisfied with the time they had to wait for an appointment	0	0	N/A	91.7%	89.1%	89.0%

\* This is based on patients treated on this contract for their most recent course of treatment. Figures in italics indicate the base number of FP17s or Patient Questionnaire responses are less than 100. N/A is shown where the base number of responses is less than 10 during the period. % is calculated as Quantity/Base number\*100

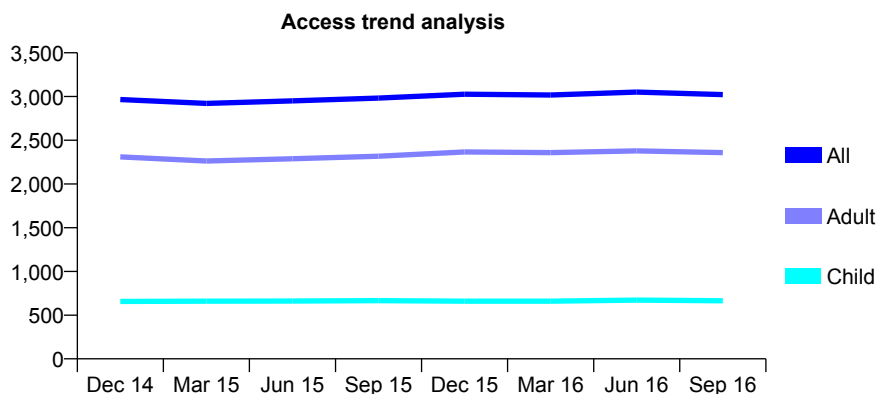
## Q68 - Vital Signs At a Glance Contract Report for 732303/0001 - September 2016

Name or company name	MR TM GLYNN
Contract type name	GDS Contract
Purpose of contract	General
Contract start date	31/08/2011
Contract end date	

16/17 Contracted general activity (UDA)	7,554
Carry forward general activity (UDA)	-5
16/17 Contracted orthodontic activity (UOA)	0
Carry forward orthodontic activity (UOA)	0
Baseline contract value	£178,113.28

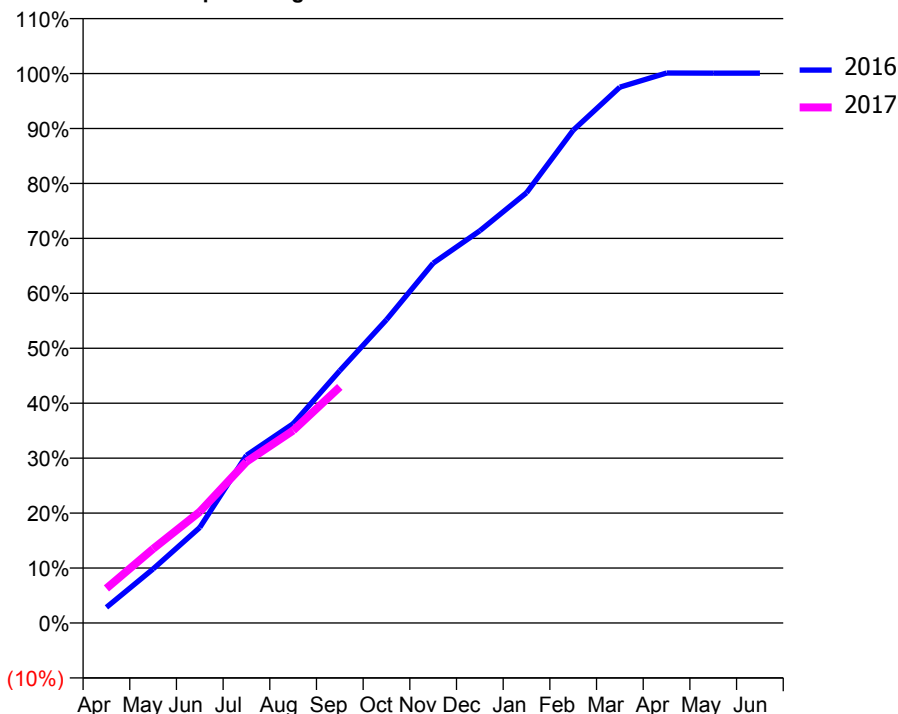
### ACCESS\*

Patients seen in 24 months	Total	Change since previous quarter
Quarter ending September 2015	2,983	
Quarter ending December 2015	3,026	→
Quarter ending March 2016	3,017	→
Quarter ending June 2016	3,051	→
Quarter ending September 2016	3,022	→
<b>Variance since September 2015</b>	<b>1.3%</b>	<b>→</b>



### ACTIVITY

Cumulative percentage of contracted UDA delivered 2016 & 2017



Adjusted Scheduled Activity (UDA)

Month	2016	2017
April	215	476
May	743	1,020
June	1,313	1,530
July	2,305	2,218
August	2,739	2,646
September	3,468	3,246
October	4,169	
November	4,946	
December	5,393	
January	5,915	
February	6,775	
March	7,367	
April	7,561	
May	7,559	
June	7,559	

### QUALITY

	Quantity	Base Number	Contract	AT	Region	England
% of FP17s for the same patient ID Re-attending within 3 months - Children	13	397	3.3%	9.8%	11.8%	12.4%
% of FP17s for the same patient ID Re-attending within 3 months - Adults	134	1,343	10.0%	15.8%	16.6%	16.7%
% of FP17s for the same patient ID Re-attending between 3 & 9 months - Children	188	397	47.4%	59.0%	60.2%	57.4%
% of FP17s for the same patient ID Re-attending between 3 & 9 months - Adults	649	1,343	48.3%	50.9%	52.0%	50.5%
% of FP17s for Band 1 Urgent Courses	71	1,643	4.3%	9.5%	9.4%	9.1%
% of FP17s Relating to Free Repair or Replacements	9	1,643	0.5%	0.6%	0.7%	0.8%
% of FP17s Relating to Continuations	5	1,643	0.3%	1.1%	1.2%	1.3%
% of Patients satisfied with the dentistry they have received	5	5	N/A	94.8%	93.6%	93.2%
% of Patients satisfied with the time they had to wait for an appointment	3	5	N/A	91.7%	89.1%	89.0%

\* This is based on patients treated on this contract for their most recent course of treatment. Figures in italics indicate the base number of FP17s or Patient Questionnaire responses are less than 100. N/A is shown where the base number of responses is less than 10 during the period. % is calculated as Quantity/Base number\*100

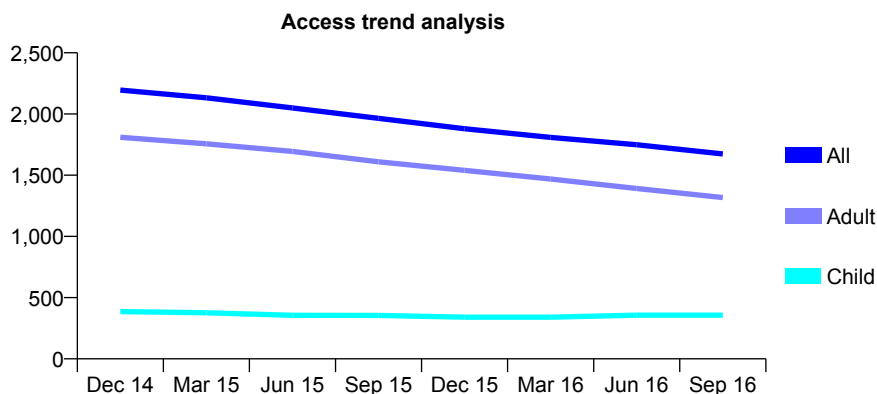
## Q68 - Vital Signs At a Glance Contract Report for 739758/0002 - September 2016

Name or company name	MISS JM PASCOE
Contract type name	GDS Contract
Purpose of contract	General
Contract start date	01/12/2012
Contract end date	

16/17 Contracted general activity (UDA)	4,950
Carry forward general activity (UDA)	-16
16/17 Contracted orthodontic activity (UOA)	0
Carry forward orthodontic activity (UOA)	0
Baseline contract value	£119,160.32

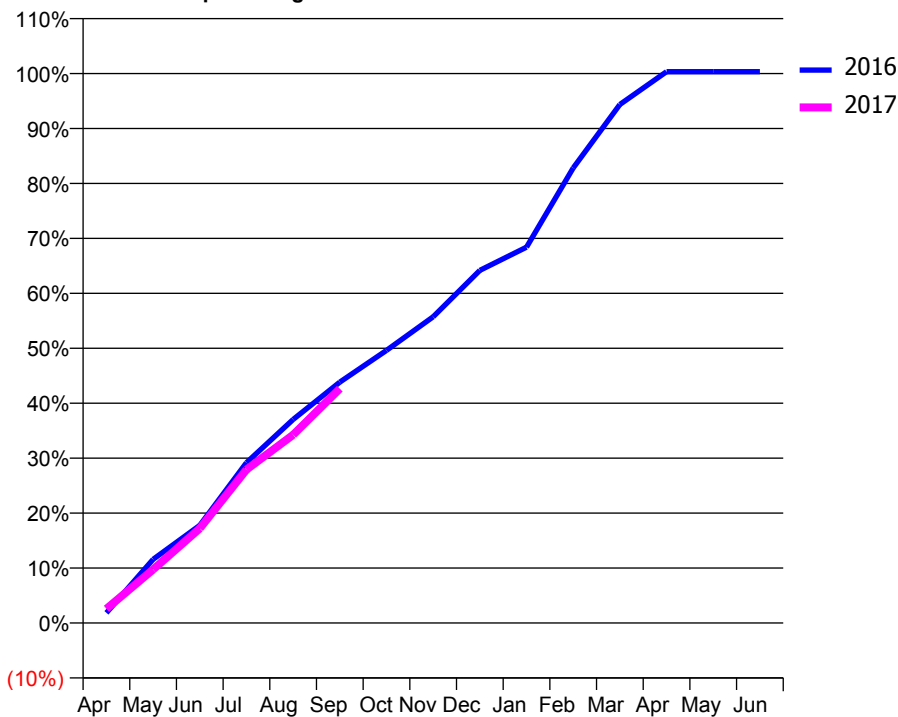
### ACCESS\*

Patients seen in 24 months	Total	Change since previous quarter
Quarter ending September 2015	1,965	
Quarter ending December 2015	1,880	↓
Quarter ending March 2016	1,809	↓
Quarter ending June 2016	1,749	↓
Quarter ending September 2016	1,674	↓
<b>Variance since September 2015</b>	<b>(14.8%)</b>	<b>↓</b>



### ACTIVITY

Cumulative percentage of contracted UDA delivered 2016 & 2017



Month	Adjusted Scheduled Activity (UDA)	
	2016	2017
April	92	128
May	574	482
June	880	853
July	1,444	1,381
August	1,833	1,696
September	2,170	2,111
October	2,456	
November	2,759	
December	3,177	
January	3,385	
February	4,099	
March	4,670	
April	4,966	
May	4,966	
June	4,966	

### QUALITY

	Quantity	Base Number	Contract	AT	Region	England
% of FP17s for the same patient ID Re-attending within 3 months - Children	11	241	4.6%	9.8%	11.8%	12.4%
% of FP17s for the same patient ID Re-attending within 3 months - Adults	155	929	16.7%	15.8%	16.6%	16.7%
% of FP17s for the same patient ID Re-attending between 3 & 9 months - Children	115	241	47.7%	59.0%	60.2%	57.4%
% of FP17s for the same patient ID Re-attending between 3 & 9 months - Adults	517	929	55.7%	50.9%	52.0%	50.5%
% of FP17s for Band 1 Urgent Courses	39	1,056	3.7%	9.5%	9.4%	9.1%
% of FP17s Relating to Free Repair or Replacements	17	1,056	1.6%	0.6%	0.7%	0.8%
% of FP17s Relating to Continuations	29	1,056	2.7%	1.1%	1.2%	1.3%
% of Patients satisfied with the dentistry they have received	1	1	N/A	94.8%	93.6%	93.2%
% of Patients satisfied with the time they had to wait for an appointment	1	1	N/A	91.7%	89.1%	89.0%

\* This is based on patients treated on this contract for their most recent course of treatment. Figures in italics indicate the base number of FP17s or Patient Questionnaire responses are less than 100. N/A is shown where the base number of responses is less than 10 during the period. % is calculated as Quantity/Base number\*100

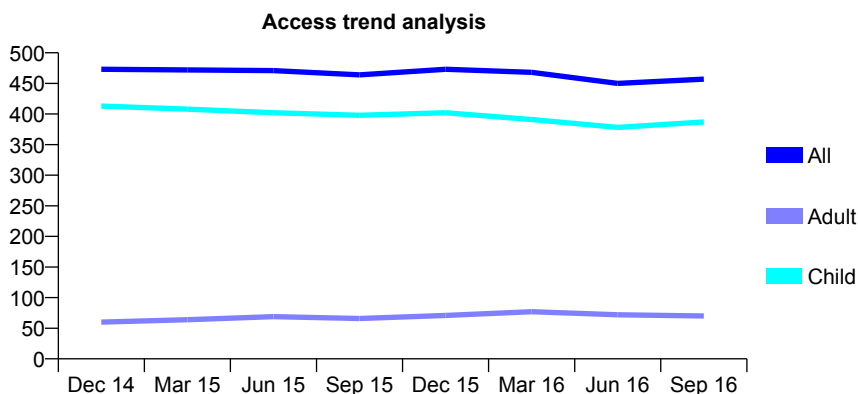
## Q68 - Vital Signs At a Glance Contract Report for 739987/0001 - September 2016

Name or company name	MR PJ ELLIS
Contract type name	GDS Contract
Purpose of contract	General
Contract start date	01/04/2006
Contract end date	

16/17 Contracted general activity (UDA)	750
Carry forward general activity (UDA)	0
16/17 Contracted orthodontic activity (UOA)	0
Carry forward orthodontic activity (UOA)	0
Baseline contract value	£16,665.70

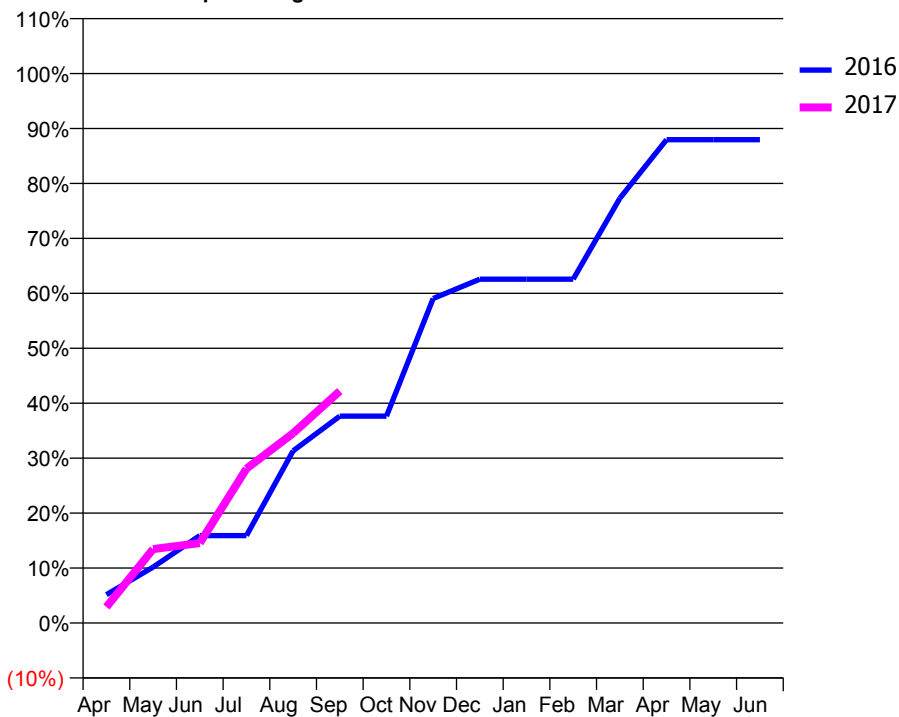
### ACCESS\*

Patients seen in 24 months	Total	Change since previous quarter
Quarter ending September 2015	464	
Quarter ending December 2015	473	→
Quarter ending March 2016	468	↓
Quarter ending June 2016	450	↓
Quarter ending September 2016	457	→
<b>Variance since September 2015</b>	<b>(1.5%)</b>	<b>↓</b>



### ACTIVITY

Cumulative percentage of contracted UDA delivered 2016 & 2017



Adjusted Scheduled Activity (UDA)

Month	2016	2017
April	44	22
May	87	101
June	136	109
July	136	211
August	268	259
September	322	317
October	322	
November	505	
December	535	
January	535	
February	535	
March	661	
April	752	
May	752	
June	752	

### QUALITY

	Quantity	Base Number	Contract	AT	Region	England
% of FP17s for the same patient ID Re-attending within 3 months - Children	16	283	5.7%	9.8%	11.8%	12.4%
% of FP17s for the same patient ID Re-attending within 3 months - Adults	0	15	0.0%	15.8%	16.6%	16.7%
% of FP17s for the same patient ID Re-attending between 3 & 9 months - Children	177	283	62.5%	59.0%	60.2%	57.4%
% of FP17s for the same patient ID Re-attending between 3 & 9 months - Adults	7	15	46.7%	50.9%	52.0%	50.5%
% of FP17s for Band 1 Urgent Courses	8	236	3.4%	9.5%	9.4%	9.1%
% of FP17s Relating to Free Repair or Replacements	0	236	0.0%	0.6%	0.7%	0.8%
% of FP17s Relating to Continuations	0	236	0.0%	1.1%	1.2%	1.3%
% of Patients satisfied with the dentistry they have received	0	0	N/A	94.8%	93.6%	93.2%
% of Patients satisfied with the time they had to wait for an appointment	0	0	N/A	91.7%	89.1%	89.0%

\* This is based on patients treated on this contract for their most recent course of treatment. Figures in italics indicate the base number of FP17s or Patient Questionnaire responses are less than 100. N/A is shown where the base number of responses is less than 10 during the period. % is calculated as Quantity/Base number\*100

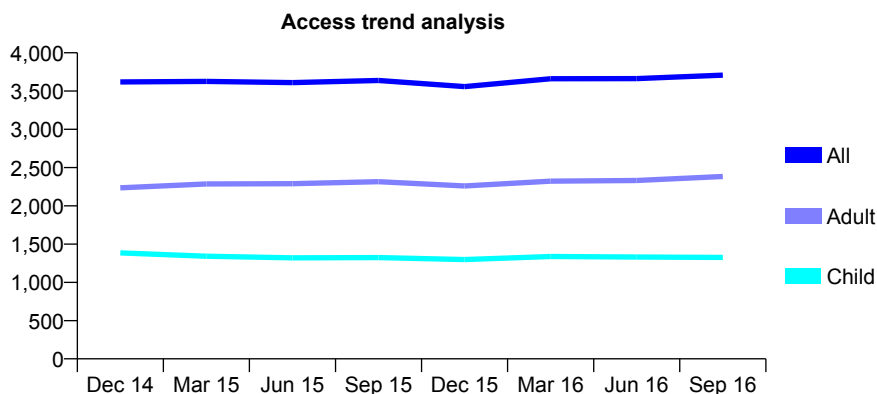
## Q68 - Vital Signs At a Glance Contract Report for 740217/0001 - September 2016

Name or company name	MR PC JENKINSON
Contract type name	GDS Contract
Purpose of contract	General
Contract start date	01/04/2006
Contract end date	

16/17 Contracted general activity (UDA)	7,817
Carry forward general activity (UDA)	0
16/17 Contracted orthodontic activity (UOA)	0
Carry forward orthodontic activity (UOA)	0
Baseline contract value	£211,260.20

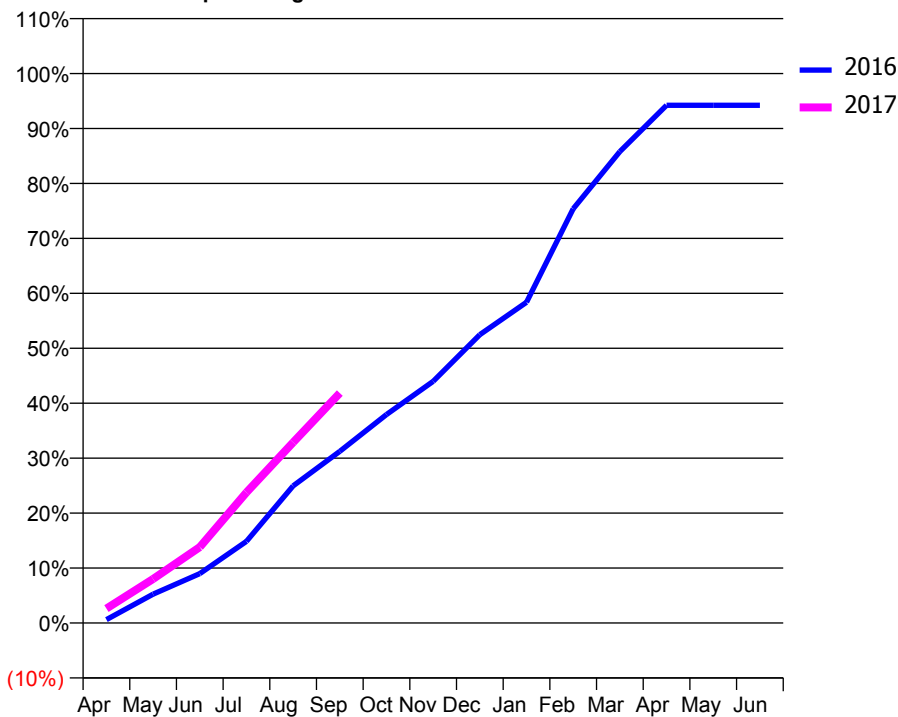
### ACCESS\*

Patients seen in 24 months	Total	Change since previous quarter
Quarter ending September 2015	3,639	
Quarter ending December 2015	3,558	↓
Quarter ending March 2016	3,661	↑
Quarter ending June 2016	3,662	→
Quarter ending September 2016	3,708	→
<b>Variance since September 2015</b>	<b>1.9%</b>	<b>→</b>



### ACTIVITY

Cumulative percentage of contracted UDA delivered 2016 & 2017



Month	Adjusted Scheduled Activity (UDA)	
	2016	2017
April	48	207
May	411	627
June	702	1,079
July	1,161	1,859
August	1,951	2,569
September	2,443	3,270
October	2,965	
November	3,439	
December	4,101	
January	4,564	
February	5,892	
March	6,707	
April	7,365	
May	7,365	
June	7,365	

### QUALITY

	Quantity	Base Number	Contract	AT	Region	England
% of FP17s for the same patient ID Re-attending within 3 months - Children	85	1,008	8.4%	9.8%	11.8%	12.4%
% of FP17s for the same patient ID Re-attending within 3 months - Adults	292	1,588	18.4%	15.8%	16.6%	16.7%
% of FP17s for the same patient ID Re-attending between 3 & 9 months - Children	617	1,008	61.2%	59.0%	60.2%	57.4%
% of FP17s for the same patient ID Re-attending between 3 & 9 months - Adults	688	1,588	43.3%	50.9%	52.0%	50.5%
% of FP17s for Band 1 Urgent Courses	142	1,690	8.4%	9.5%	9.4%	9.1%
% of FP17s Relating to Free Repair or Replacements	13	1,690	0.8%	0.6%	0.7%	0.8%
% of FP17s Relating to Continuations	9	1,690	0.5%	1.1%	1.2%	1.3%
% of Patients satisfied with the dentistry they have received	2	2	N/A	94.8%	93.6%	93.2%
% of Patients satisfied with the time they had to wait for an appointment	2	2	N/A	91.7%	89.1%	89.0%

\* This is based on patients treated on this contract for their most recent course of treatment. Figures in italics indicate the base number of FP17s or Patient Questionnaire responses are less than 100. N/A is shown where the base number of responses is less than 10 during the period. % is calculated as Quantity/Base number\*100

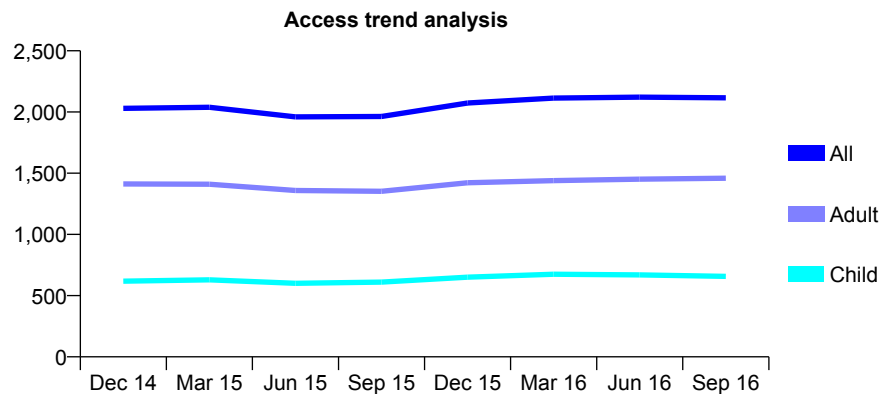
## Q68 - Vital Signs At a Glance Contract Report for 741736/0001 - September 2016

Name or company name	MR C NIGRELLI
Contract type name	GDS Contract
Purpose of contract	General
Contract start date	01/04/2006
Contract end date	

16/17 Contracted general activity (UDA)	5,167
Carry forward general activity (UDA)	-45
16/17 Contracted orthodontic activity (UOA)	0
Carry forward orthodontic activity (UOA)	0
Baseline contract value	£139,500.05

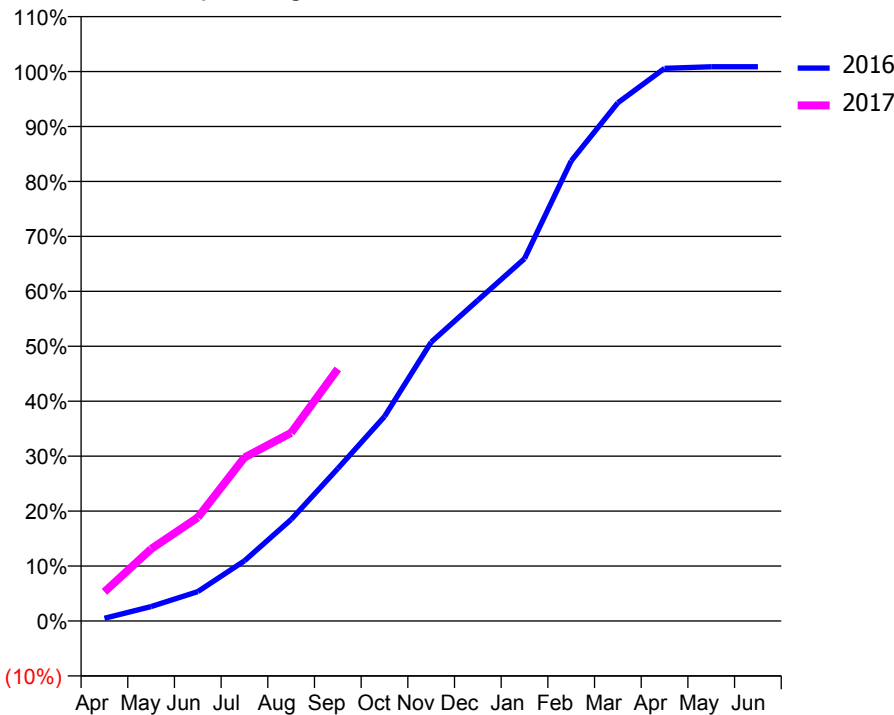
### ACCESS\*

Patients seen in 24 months	Total	Change since previous quarter
Quarter ending September 2015	1,963	
Quarter ending December 2015	2,073	↑
Quarter ending March 2016	2,114	→
Quarter ending June 2016	2,121	→
Quarter ending September 2016	2,116	→
<b>Variance since September 2015</b>	<b>7.8%</b>	<b>↑</b>



### ACTIVITY

Cumulative percentage of contracted UDA delivered 2016 & 2017



Month	Adjusted Scheduled Activity (UDA)	
	2016	2017
April	25	274
May	136	677
June	276	974
July	566	1,538
August	954	1,770
September	1,434	2,370
October	1,923	
November	2,623	
December	3,016	
January	3,408	
February	4,327	
March	4,873	
April	5,197	
May	5,212	
June	5,212	

### QUALITY

	Quantity	Base Number	Contract	AT	Region	England
% of FP17s for the same patient ID Re-attending within 3 months - Children	19	493	3.9%	9.8%	11.8%	12.4%
% of FP17s for the same patient ID Re-attending within 3 months - Adults	80	892	9.0%	15.8%	16.6%	16.7%
% of FP17s for the same patient ID Re-attending between 3 & 9 months - Children	327	493	66.3%	59.0%	60.2%	57.4%
% of FP17s for the same patient ID Re-attending between 3 & 9 months - Adults	471	892	52.8%	50.9%	52.0%	50.5%
% of FP17s for Band 1 Urgent Courses	61	1,263	4.8%	9.5%	9.4%	9.1%
% of FP17s Relating to Free Repair or Replacements	16	1,263	1.3%	0.6%	0.7%	0.8%
% of FP17s Relating to Continuations	0	1,263	0.0%	1.1%	1.2%	1.3%
% of Patients satisfied with the dentistry they have received	4	4	N/A	94.8%	93.6%	93.2%
% of Patients satisfied with the time they had to wait for an appointment	3	4	N/A	91.7%	89.1%	89.0%

\* This is based on patients treated on this contract for their most recent course of treatment. Figures in italics indicate the base number of FP17s or Patient Questionnaire responses are less than 100. N/A is shown where the base number of responses is less than 10 during the period. % is calculated as Quantity/Base number\*100



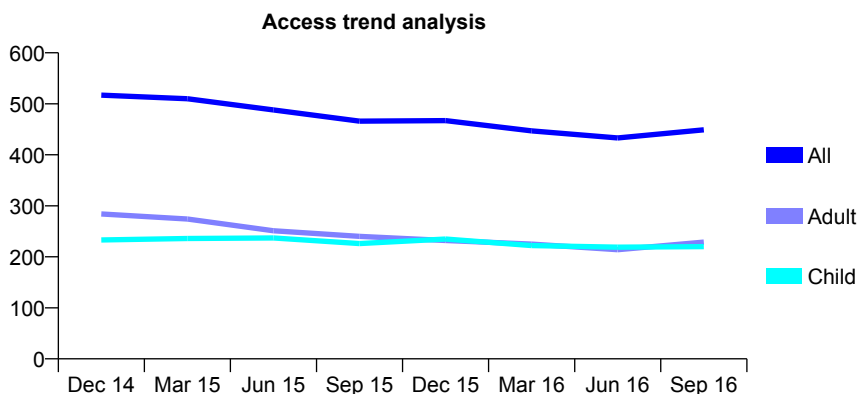
## Q68 - Vital Signs At a Glance Contract Report for 742430/0002 - September 2016

Name or company name	Alpha Dental Care
Contract type name	GDS Contract
Purpose of contract	General
Contract start date	04/07/2011
Contract end date	

16/17 Contracted general activity (UDA)	1,500
Carry forward general activity (UDA)	0
16/17 Contracted orthodontic activity (UOA)	0
Carry forward orthodontic activity (UOA)	0
Baseline contract value	£32,541.43

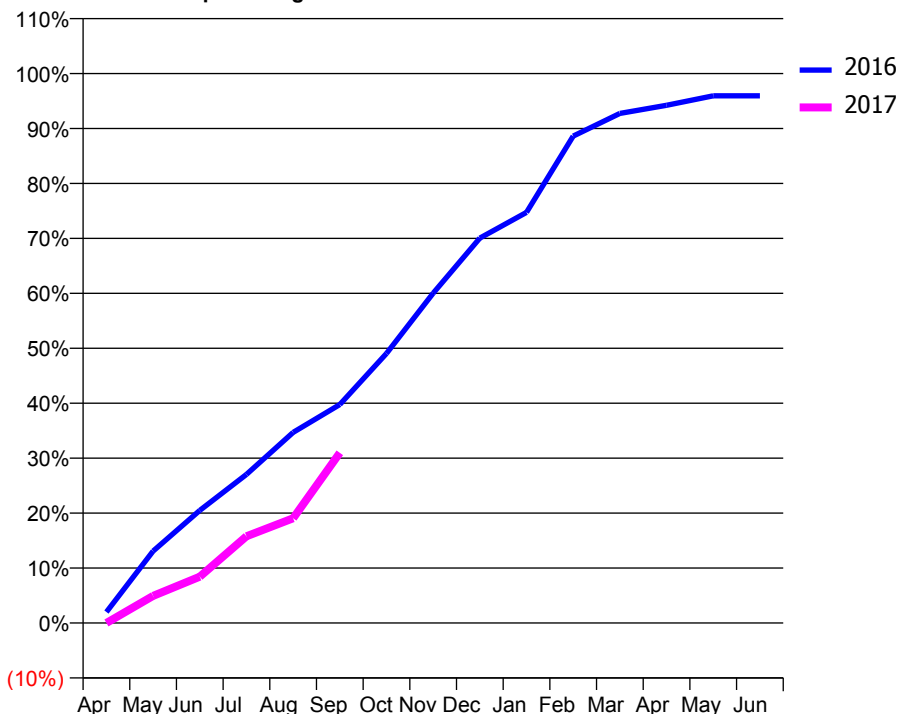
### ACCESS\*

Patients seen in 24 months	Total	Change since previous quarter
Quarter ending September 2015	466	
Quarter ending December 2015	467	→
Quarter ending March 2016	447	↓
Quarter ending June 2016	433	↓
Quarter ending September 2016	449	↑
<b>Variance since September 2015</b>	<b>(3.6%)</b>	<b>↓</b>



### ACTIVITY

Cumulative percentage of contracted UDA delivered 2016 & 2017



Adjusted Scheduled Activity (UDA)

Month	2016	2017
April	30	0
May	196	74
June	307	126
July	406	237
August	520	286
September	596	465
October	736	
November	900	
December	1,051	
January	1,121	
February	1,329	
March	1,391	
April	1,413	
May	1,439	
June	1,439	

### QUALITY

	Quantity	Base Number	Contract	AT	Region	England
% of FP17s for the same patient ID Re-attending within 3 months - Children	8	102	7.8%	9.8%	11.8%	12.4%
% of FP17s for the same patient ID Re-attending within 3 months - Adults	9	80	11.3%	15.8%	16.6%	16.7%
% of FP17s for the same patient ID Re-attending between 3 & 9 months - Children	60	102	58.8%	59.0%	60.2%	57.4%
% of FP17s for the same patient ID Re-attending between 3 & 9 months - Adults	38	80	47.5%	50.9%	52.0%	50.5%
% of FP17s for Band 1 Urgent Courses	9	153	5.9%	9.5%	9.4%	9.1%
% of FP17s Relating to Free Repair or Replacements	0	153	0.0%	0.6%	0.7%	0.8%
% of FP17s Relating to Continuations	0	153	0.0%	1.1%	1.2%	1.3%
% of Patients satisfied with the dentistry they have received	0	0	N/A	94.8%	93.6%	93.2%
% of Patients satisfied with the time they had to wait for an appointment	0	0	N/A	91.7%	89.1%	89.0%

\* This is based on patients treated on this contract for their most recent course of treatment. Figures in italics indicate the base number of FP17s or Patient Questionnaire responses are less than 100. N/A is shown where the base number of responses is less than 10 during the period. % is calculated as Quantity/Base number\*100

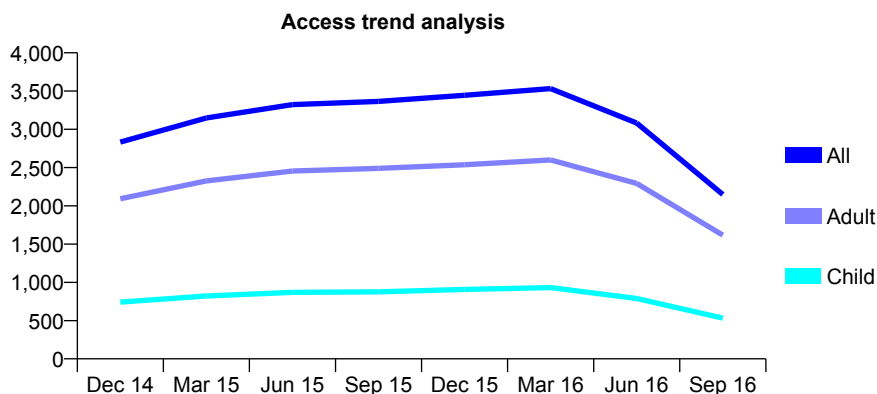
## Q68 - Vital Signs At a Glance Contract Report for 743011/0003 - September 2016

Name or company name	MR H AMIR GOUNEHZADEH ALAS
Contract type name	GDS Contract
Purpose of contract	General
Contract start date	01/02/2014
Contract end date	31/05/2016

16/17 Contracted general activity (UDA)	2,229
Carry forward general activity (UDA)	0
16/17 Contracted orthodontic activity (UOA)	0
Carry forward orthodontic activity (UOA)	0
Baseline contract value	£56,494.82

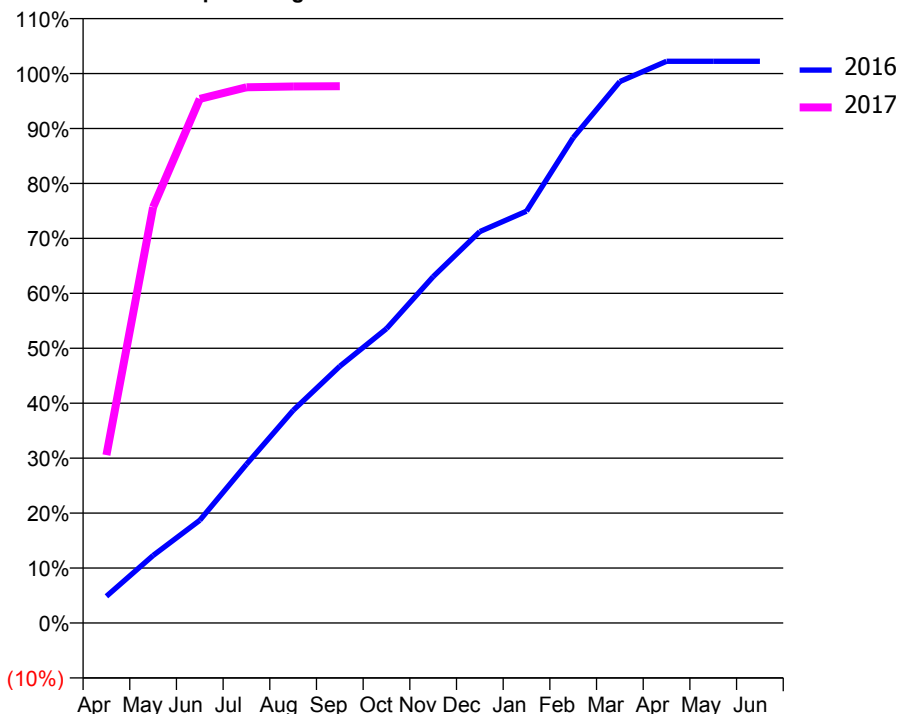
### ACCESS\*

Patients seen in 24 months	Total	Change since previous quarter
Quarter ending September 2015	3,364	
Quarter ending December 2015	3,445	↑
Quarter ending March 2016	3,532	↑
Quarter ending June 2016	3,082	↓
Quarter ending September 2016	2,149	↓
<b>Variance since September 2015</b>	<b>(36.1%)</b>	<b>↓</b>



### ACTIVITY

Cumulative percentage of contracted UDA delivered 2016 & 2017



Adjusted Scheduled Activity (UDA)

Month	2016	2017
April	651	681
May	1,642	1,687
June	2,501	2,126
July	3,863	2,173
August	5,174	2,176
September	6,247	2,177
October	7,162	
November	8,430	
December	9,526	
January	10,022	
February	11,808	
March	13,175	
April	13,668	
May	13,668	
June	13,669	

### QUALITY

	Quantity	Base Number	Contract	AT	Region	England
% of FP17s for the same patient ID Re-attending within 3 months - Children	25	268	9.3%	9.8%	11.8%	12.4%
% of FP17s for the same patient ID Re-attending within 3 months - Adults	165	727	22.7%	15.8%	16.6%	16.7%
% of FP17s for the same patient ID Re-attending between 3 & 9 months - Children	180	268	67.2%	59.0%	60.2%	57.4%
% of FP17s for the same patient ID Re-attending between 3 & 9 months - Adults	385	727	53.0%	50.9%	52.0%	50.5%
% of FP17s for Band 1 Urgent Courses	86	816	10.5%	9.5%	9.4%	9.1%
% of FP17s Relating to Free Repair or Replacements	6	816	0.7%	0.6%	0.7%	0.8%
% of FP17s Relating to Continuations	31	816	3.8%	1.1%	1.2%	1.3%
% of Patients satisfied with the dentistry they have received	3	3	N/A	94.8%	93.6%	93.2%
% of Patients satisfied with the time they had to wait for an appointment	3	3	N/A	91.7%	89.1%	89.0%

\* This is based on patients treated on this contract for their most recent course of treatment. Figures in italics indicate the base number of FP17s or Patient Questionnaire responses are less than 100. N/A is shown where the base number of responses is less than 10 during the period. % is calculated as Quantity/Base number\*100

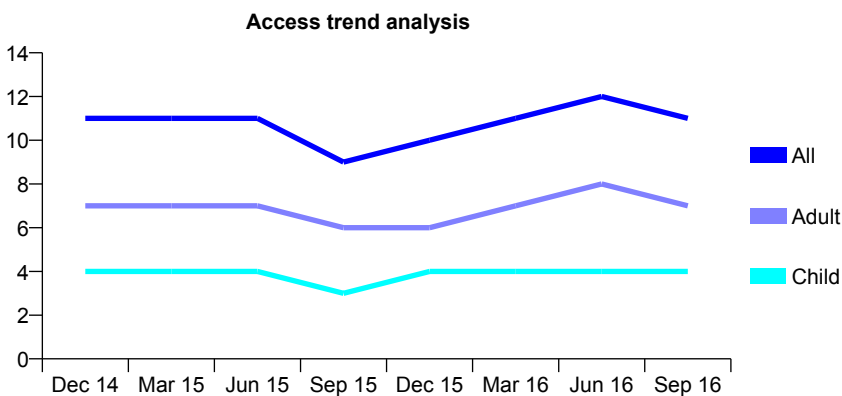
## Q68 - Vital Signs At a Glance Contract Report for 745022/0003 - September 2016

Name or company name	MR NH DOUGLAS
Contract type name	GDS Contract
Purpose of contract	General
Contract start date	01/04/2006
Contract end date	

16/17 Contracted general activity (UDA)	40
Carry forward general activity (UDA)	-1
16/17 Contracted orthodontic activity (UOA)	0
Carry forward orthodontic activity (UOA)	0
Baseline contract value	£1,123.26

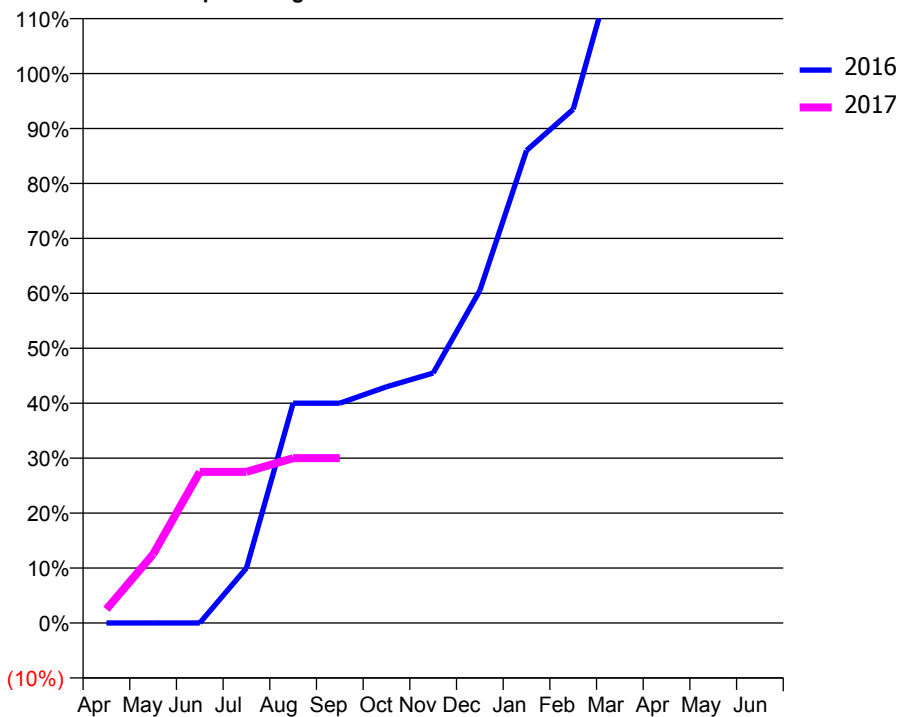
### ACCESS\*

Patients seen in 24 months	Total	Change since previous quarter
Quarter ending September 2015	9	
Quarter ending December 2015	10	↑
Quarter ending March 2016	11	↑
Quarter ending June 2016	12	↑
Quarter ending September 2016	11	↓
<b>Variance since September 2015</b>	<b>22.2%</b>	<b>↑</b>



### ACTIVITY

Cumulative percentage of contracted UDA delivered 2016 & 2017



Month	Adjusted Scheduled Activity (UDA)	
	2016	2017
April	0	1
May	0	5
June	0	11
July	4	11
August	16	12
September	16	12
October	17	
November	18	
December	24	
January	34	
February	37	
March	49	
April	51	
May	51	
June	51	

### QUALITY

	Quantity	Base Number	Contract	AT	Region	England
% of FP17s for the same patient ID Re-attending within 3 months - Children	0	1	0.0%	9.8%	11.8%	12.4%
% of FP17s for the same patient ID Re-attending within 3 months - Adults	2	7	28.6%	15.8%	16.6%	16.7%
% of FP17s for the same patient ID Re-attending between 3 & 9 months - Children	1	1	100.0%	59.0%	60.2%	57.4%
% of FP17s for the same patient ID Re-attending between 3 & 9 months - Adults	3	7	42.9%	50.9%	52.0%	50.5%
% of FP17s for Band 1 Urgent Courses	0	5	0.0%	9.5%	9.4%	9.1%
% of FP17s Relating to Free Repair or Replacements	0	5	0.0%	0.6%	0.7%	0.8%
% of FP17s Relating to Continuations	0	5	0.0%	1.1%	1.2%	1.3%
% of Patients satisfied with the dentistry they have received	0	0	N/A	94.8%	93.6%	93.2%
% of Patients satisfied with the time they had to wait for an appointment	0	0	N/A	91.7%	89.1%	89.0%

\* This is based on patients treated on this contract for their most recent course of treatment. Figures in italics indicate the base number of FP17s or Patient Questionnaire responses are less than 100. N/A is shown where the base number of responses is less than 10 during the period. % is calculated as Quantity/Base number\*100

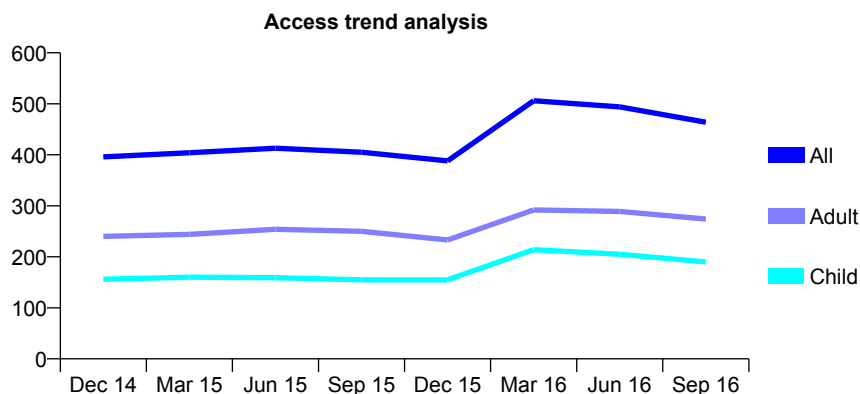
## Q68 - Vital Signs At a Glance Contract Report for 745197/0001 - September 2016

Name or company name	MR MA LUNN
Contract type name	GDS Contract
Purpose of contract	General
Contract start date	01/04/2006
Contract end date	

16/17 Contracted general activity (UDA)	1,330
Carry forward general activity (UDA)	13
16/17 Contracted orthodontic activity (UOA)	0
Carry forward orthodontic activity (UOA)	0
Baseline contract value	£34,819.19

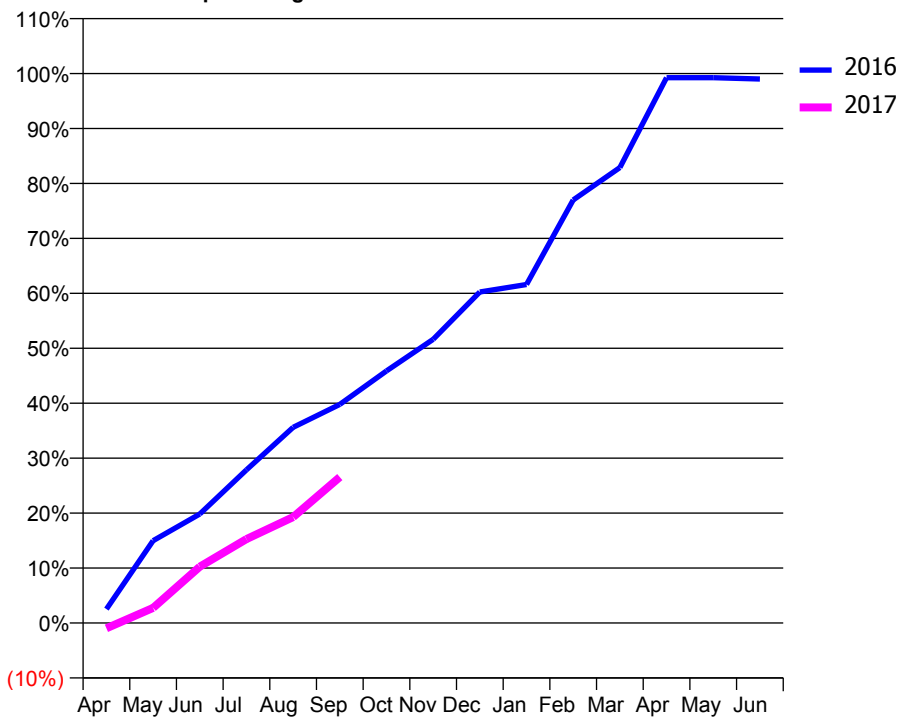
### ACCESS\*

Patients seen in 24 months	Total	Change since previous quarter
Quarter ending September 2015	405	
Quarter ending December 2015	388	↓
Quarter ending March 2016	506	↑
Quarter ending June 2016	494	↓
Quarter ending September 2016	464	↓
<b>Variance since September 2015</b>	<b>14.6%</b>	<b>↑</b>



### ACTIVITY

Cumulative percentage of contracted UDA delivered 2016 & 2017



Month	Adjusted Scheduled Activity (UDA)	
	2016	2017
April	34	-13
May	199	37
June	264	136
July	371	203
August	474	256
September	529	353
October	610	
November	687	
December	801	
January	819	
February	1,024	
March	1,102	
April	1,320	
May	1,320	
June	1,317	

### QUALITY

	Quantity	Base Number	Contract	AT	Region	England
% of FP17s for the same patient ID Re-attending within 3 months - Children	4	182	2.2%	9.8%	11.8%	12.4%
% of FP17s for the same patient ID Re-attending within 3 months - Adults	16	193	8.3%	15.8%	16.6%	16.7%
% of FP17s for the same patient ID Re-attending between 3 & 9 months - Children	71	182	39.0%	59.0%	60.2%	57.4%
% of FP17s for the same patient ID Re-attending between 3 & 9 months - Adults	67	193	34.7%	50.9%	52.0%	50.5%
% of FP17s for Band 1 Urgent Courses	16	235	6.8%	9.5%	9.4%	9.1%
% of FP17s Relating to Free Repair or Replacements	0	235	0.0%	0.6%	0.7%	0.8%
% of FP17s Relating to Continuations	0	235	0.0%	1.1%	1.2%	1.3%
% of Patients satisfied with the dentistry they have received	0	0	N/A	94.8%	93.6%	93.2%
% of Patients satisfied with the time they had to wait for an appointment	0	0	N/A	91.7%	89.1%	89.0%

\* This is based on patients treated on this contract for their most recent course of treatment. Figures in italics indicate the base number of FP17s or Patient Questionnaire responses are less than 100. N/A is shown where the base number of responses is less than 10 during the period. % is calculated as Quantity/Base number\*100

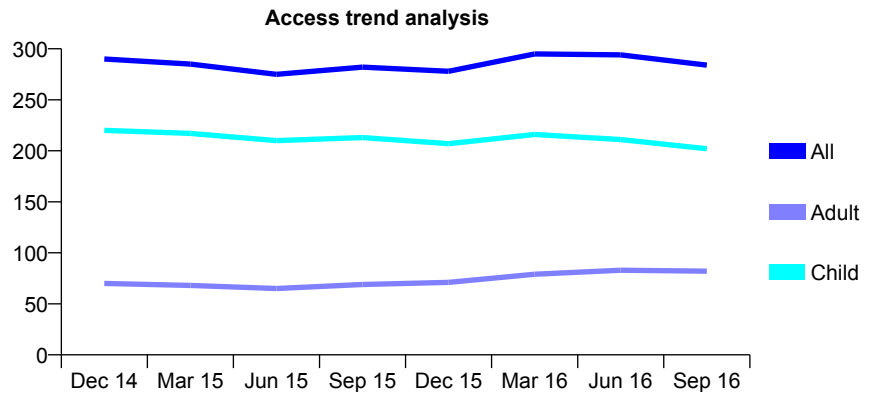
## Q68 - Vital Signs At a Glance Contract Report for 745480/0001 - September 2016

Name or company name	MR GH BURGESS
Contract type name	GDS Contract
Purpose of contract	General
Contract start date	01/04/2006
Contract end date	

16/17 Contracted general activity (UDA)	450
Carry forward general activity (UDA)	-9
16/17 Contracted orthodontic activity (UOA)	0
Carry forward orthodontic activity (UOA)	0
Baseline contract value	£9,770.98

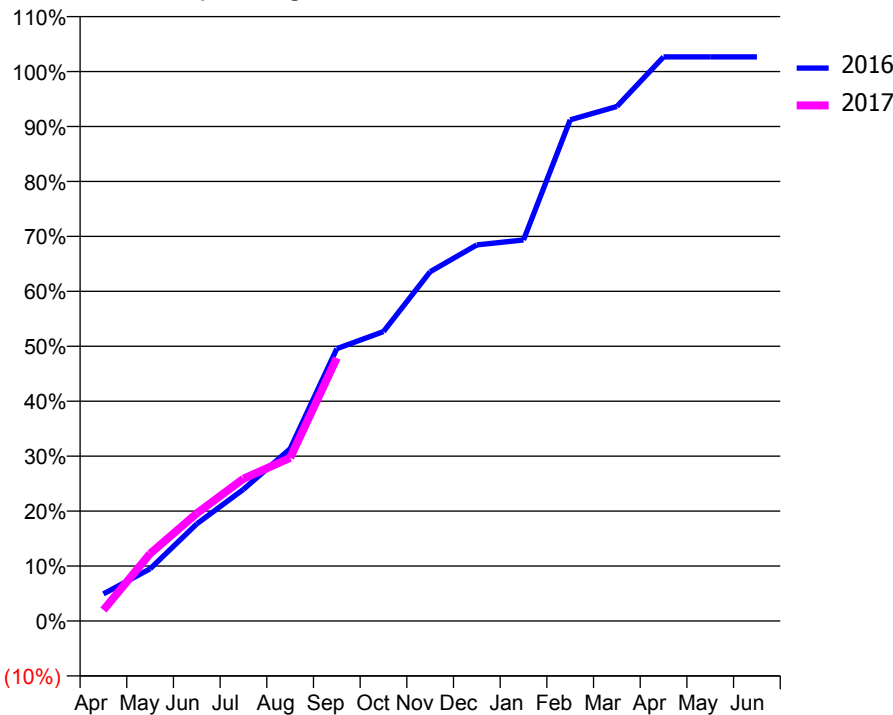
### ACCESS\*

Patients seen in 24 months	Total	Change since previous quarter
Quarter ending September 2015	282	
Quarter ending December 2015	278	↓
Quarter ending March 2016	295	↑
Quarter ending June 2016	294	→
Quarter ending September 2016	284	↓
<b>Variance since September 2015</b>	<b>0.7%</b>	<b>→</b>



### ACTIVITY

Cumulative percentage of contracted UDA delivered 2016 & 2017



Month	Adjusted Scheduled Activity (UDA)	
	2016	2017
April	22	9
May	43	55
June	80	88
July	108	117
August	141	134
September	223	215
October	237	
November	286	
December	308	
January	312	
February	410	
March	421	
April	462	
May	462	
June	462	

### QUALITY

	Quantity	Base Number	Contract	AT	Region	England
% of FP17s for the same patient ID Re-attending within 3 months - Children	8	149	5.4%	9.8%	11.8%	12.4%
% of FP17s for the same patient ID Re-attending within 3 months - Adults	2	44	4.5%	15.8%	16.6%	16.7%
% of FP17s for the same patient ID Re-attending between 3 & 9 months - Children	57	149	38.3%	59.0%	60.2%	57.4%
% of FP17s for the same patient ID Re-attending between 3 & 9 months - Adults	4	44	9.1%	50.9%	52.0%	50.5%
% of FP17s for Band 1 Urgent Courses	7	163	4.3%	9.5%	9.4%	9.1%
% of FP17s Relating to Free Repair or Replacements	0	163	0.0%	0.6%	0.7%	0.8%
% of FP17s Relating to Continuations	0	163	0.0%	1.1%	1.2%	1.3%
% of Patients satisfied with the dentistry they have received	0	0	N/A	94.8%	93.6%	93.2%
% of Patients satisfied with the time they had to wait for an appointment	0	0	N/A	91.7%	89.1%	89.0%

\* This is based on patients treated on this contract for their most recent course of treatment. Figures in italics indicate the base number of FP17s or Patient Questionnaire responses are less than 100. N/A is shown where the base number of responses is less than 10 during the period. % is calculated as Quantity/Base number\*100

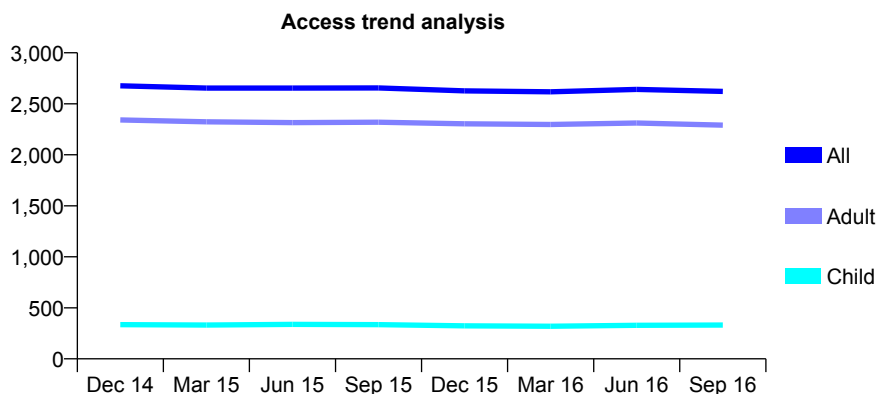
## Q68 - Vital Signs At a Glance Contract Report for 748943/0001 - September 2016

Name or company name	MR JD BRODERICK
Contract type name	GDS Contract
Purpose of contract	General and Orthodontic
Contract start date	01/04/2006
Contract end date	

16/17 Contracted general activity (UDA)	9,070
Carry forward general activity (UDA)	0
16/17 Contracted orthodontic activity (UOA)	336
Carry forward orthodontic activity (UOA)	0
Baseline contract value	£229,874.55

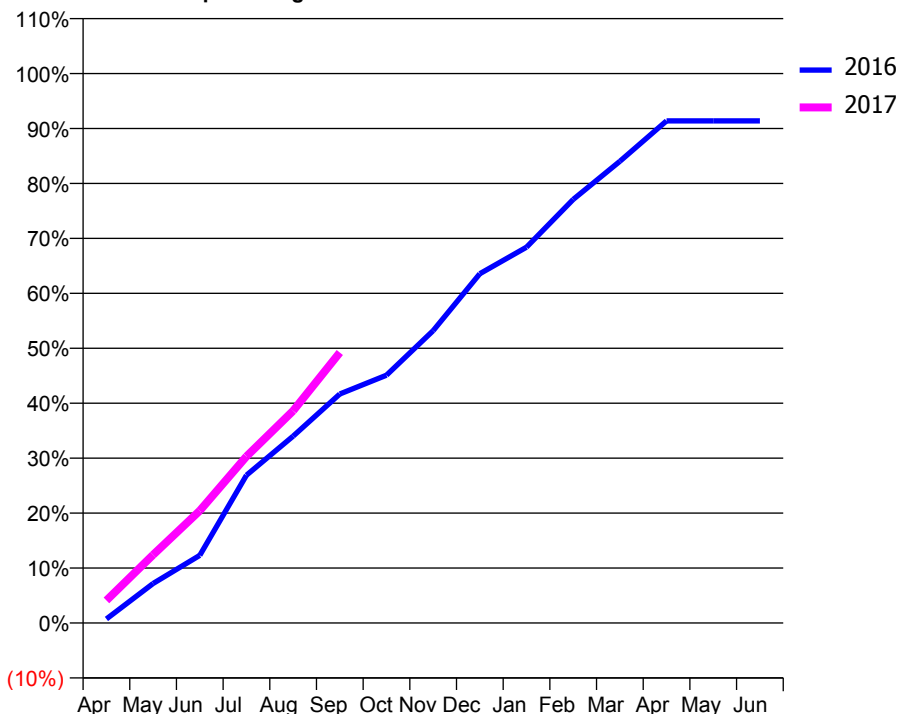
### ACCESS\*

Patients seen in 24 months	Total	Change since previous quarter
Quarter ending September 2015	2,655	
Quarter ending December 2015	2,627	↓
Quarter ending March 2016	2,618	→
Quarter ending June 2016	2,641	→
Quarter ending September 2016	2,622	→
<b>Variance since September 2015</b>	<b>(1.2%)</b>	<b>↓</b>



### ACTIVITY

**Cumulative percentage of contracted UDA delivered 2016 & 2017**



Month	Adjusted Scheduled Activity (UDA)	
	2016	2017
April	66	373
May	652	1,127
June	1,117	1,854
July	2,441	2,750
August	3,085	3,502
September	3,780	4,466
October	4,091	
November	4,827	
December	5,765	
January	6,204	
February	6,992	
March	7,622	
April	8,287	
May	8,287	
June	8,287	

### QUALITY

	Quantity	Base Number	Contract	AT	Region	England
% of FP17s for the same patient ID Re-attending within 3 months - Children	18	260	6.9%	9.8%	11.8%	12.4%
% of FP17s for the same patient ID Re-attending within 3 months - Adults	251	1,835	13.7%	15.8%	16.6%	16.7%
% of FP17s for the same patient ID Re-attending between 3 & 9 months - Children	129	260	49.6%	59.0%	60.2%	57.4%
% of FP17s for the same patient ID Re-attending between 3 & 9 months - Adults	991	1,835	54.0%	50.9%	52.0%	50.5%
% of FP17s for Band 1 Urgent Courses	109	1,833	5.9%	9.5%	9.4%	9.1%
% of FP17s Relating to Free Repair or Replacements	14	1,833	0.8%	0.6%	0.7%	0.8%
% of FP17s Relating to Continuations	67	1,833	3.7%	1.1%	1.2%	1.3%
% of Patients satisfied with the dentistry they have received	2	2	N/A	94.8%	93.6%	93.2%
% of Patients satisfied with the time they had to wait for an appointment	2	2	N/A	91.7%	89.1%	89.0%

\* This is based on patients treated on this contract for their most recent course of treatment. Figures in italics indicate the base number of FP17s or Patient Questionnaire responses are less than 100. N/A is shown where the base number of responses is less than 10 during the period. % is calculated as Quantity/Base number\*100

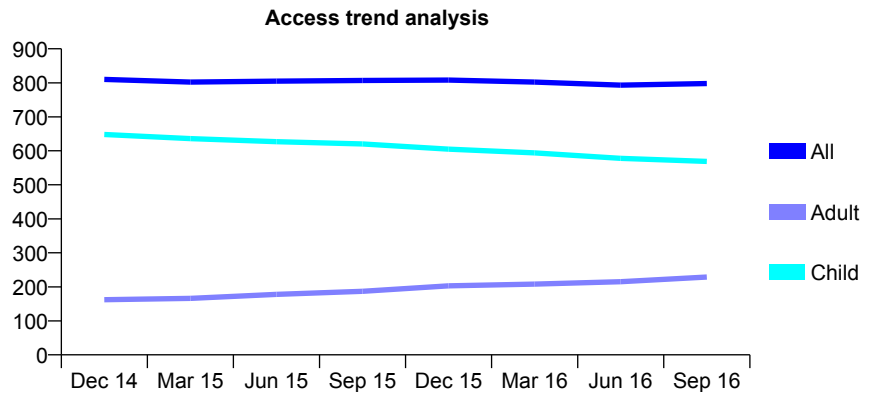
## Q68 - Vital Signs At a Glance Contract Report for 748978/0001 - September 2016

Name or company name	MISS EH BLIGNAUT
Contract type name	GDS Contract
Purpose of contract	General
Contract start date	01/04/2006
Contract end date	

16/17 Contracted general activity (UDA)	1,733
Carry forward general activity (UDA)	58
16/17 Contracted orthodontic activity (UOA)	0
Carry forward orthodontic activity (UOA)	0
Baseline contract value	£68,979.74

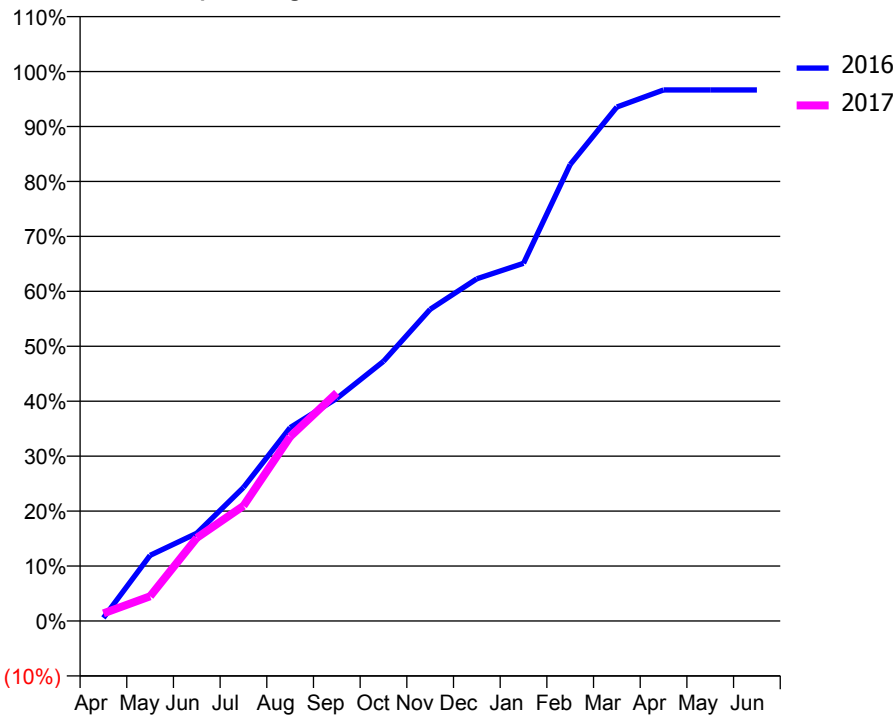
### ACCESS\*

Patients seen in 24 months	Total	Change since previous quarter
Quarter ending September 2015	807	
Quarter ending December 2015	808	→
Quarter ending March 2016	802	→
Quarter ending June 2016	793	↓
Quarter ending September 2016	798	→
<b>Variance since September 2015</b>	<b>(1.1%)</b>	<b>↓</b>



### ACTIVITY

Cumulative percentage of contracted UDA delivered 2016 & 2017



Month	Adjusted Scheduled Activity (UDA)	
	2016	2017
April	10	24
May	207	78
June	277	262
July	421	363
August	610	582
September	702	720
October	819	
November	983	
December	1,079	
January	1,128	
February	1,440	
March	1,621	
April	1,675	
May	1,675	
June	1,675	

### QUALITY

	Quantity	Base Number	Contract	AT	Region	England
% of FP17s for the same patient ID Re-attending within 3 months - Children	30	447	6.7%	9.8%	11.8%	12.4%
% of FP17s for the same patient ID Re-attending within 3 months - Adults	4	65	6.2%	15.8%	16.6%	16.7%
% of FP17s for the same patient ID Re-attending between 3 & 9 months - Children	261	447	58.4%	59.0%	60.2%	57.4%
% of FP17s for the same patient ID Re-attending between 3 & 9 months - Adults	37	65	56.9%	50.9%	52.0%	50.5%
% of FP17s for Band 1 Urgent Courses	3	472	0.6%	9.5%	9.4%	9.1%
% of FP17s Relating to Free Repair or Replacements	0	472	0.0%	0.6%	0.7%	0.8%
% of FP17s Relating to Continuations	0	472	0.0%	1.1%	1.2%	1.3%
% of Patients satisfied with the dentistry they have received	1	1	N/A	94.8%	93.6%	93.2%
% of Patients satisfied with the time they had to wait for an appointment	1	1	N/A	91.7%	89.1%	89.0%

\* This is based on patients treated on this contract for their most recent course of treatment. Figures in italics indicate the base number of FP17s or Patient Questionnaire responses are less than 100. N/A is shown where the base number of responses is less than 10 during the period. % is calculated as Quantity/Base number\*100



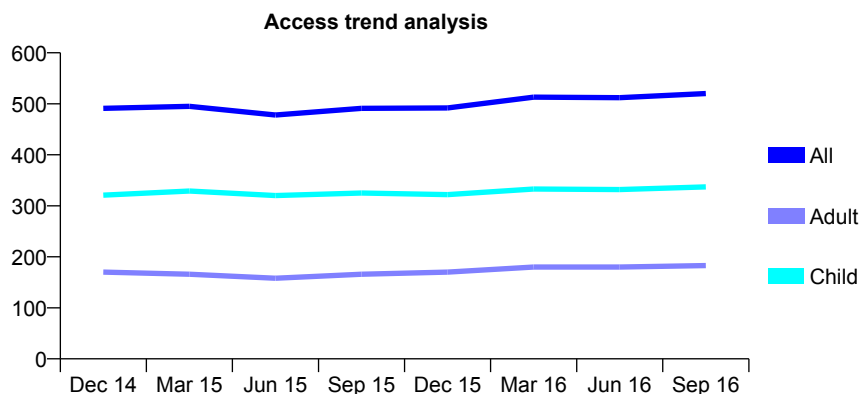
## Q68 - Vital Signs At a Glance Contract Report for 751987/0001 - September 2016

Name or company name	MR DS RAJU
Contract type name	GDS Contract
Purpose of contract	General
Contract start date	01/08/2006
Contract end date	

16/17 Contracted general activity (UDA)	1,680
Carry forward general activity (UDA)	15
16/17 Contracted orthodontic activity (UOA)	0
Carry forward orthodontic activity (UOA)	0
Baseline contract value	£37,943.51

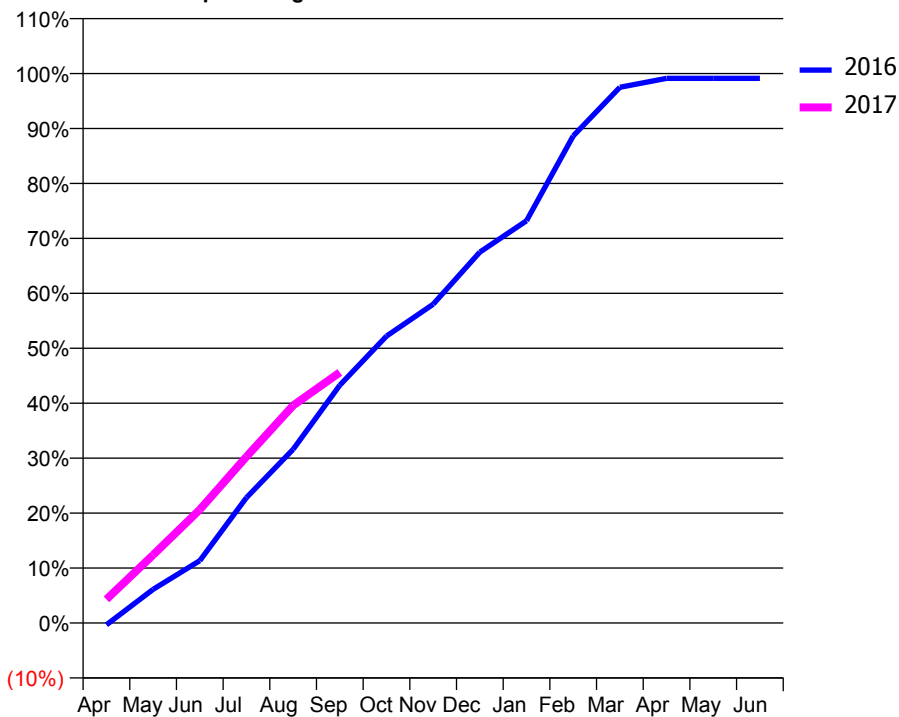
### ACCESS\*

Patients seen in 24 months	Total	Change since previous quarter
Quarter ending September 2015	491	
Quarter ending December 2015	492	→
Quarter ending March 2016	513	↑
Quarter ending June 2016	512	→
Quarter ending September 2016	520	→
<b>Variance since September 2015</b>	<b>5.9%</b>	<b>↑</b>



### ACTIVITY

Cumulative percentage of contracted UDA delivered 2016 & 2017



Adjusted Scheduled Activity (UDA)

Month	2016	2017
April	-6	72
May	103	208
June	191	347
July	383	508
August	531	665
September	727	766
October	877	
November	974	
December	1,134	
January	1,230	
February	1,489	
March	1,638	
April	1,665	
May	1,665	
June	1,665	

### QUALITY

	Quantity	Base Number	Contract	AT	Region	England
% of FP17s for the same patient ID Re-attending within 3 months - Children	81	388	20.9%	9.8%	11.8%	12.4%
% of FP17s for the same patient ID Re-attending within 3 months - Adults	32	160	20.0%	15.8%	16.6%	16.7%
% of FP17s for the same patient ID Re-attending between 3 & 9 months - Children	239	388	61.6%	59.0%	60.2%	57.4%
% of FP17s for the same patient ID Re-attending between 3 & 9 months - Adults	102	160	63.7%	50.9%	52.0%	50.5%
% of FP17s for Band 1 Urgent Courses	22	529	4.2%	9.5%	9.4%	9.1%
% of FP17s Relating to Free Repair or Replacements	0	529	0.0%	0.6%	0.7%	0.8%
% of FP17s Relating to Continuations	4	529	0.8%	1.1%	1.2%	1.3%
% of Patients satisfied with the dentistry they have received	0	0	N/A	94.8%	93.6%	93.2%
% of Patients satisfied with the time they had to wait for an appointment	0	0	N/A	91.7%	89.1%	89.0%

\* This is based on patients treated on this contract for their most recent course of treatment. Figures in italics indicate the base number of FP17s or Patient Questionnaire responses are less than 100. N/A is shown where the base number of responses is less than 10 during the period. % is calculated as Quantity/Base number\*100

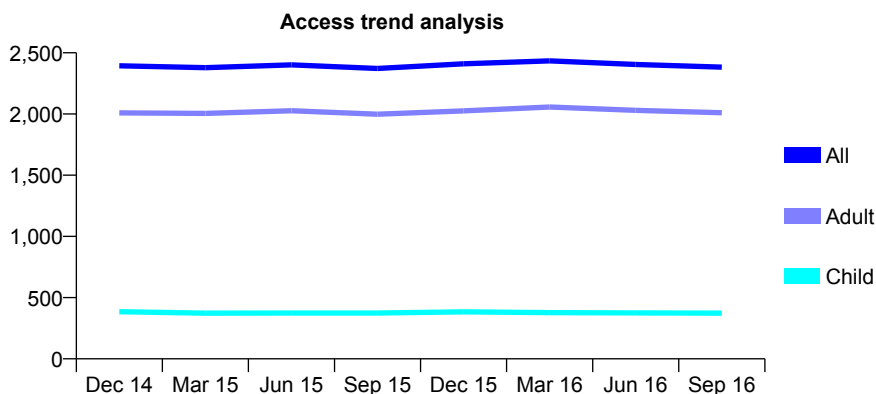
## Q68 - Vital Signs At a Glance Contract Report for 754358/0001 - September 2016

Name or company name	MR TE CRONIN
Contract type name	GDS Contract
Purpose of contract	General
Contract start date	01/04/2006
Contract end date	

16/17 Contracted general activity (UDA)	9,110
Carry forward general activity (UDA)	241
16/17 Contracted orthodontic activity (UOA)	0
Carry forward orthodontic activity (UOA)	0
Baseline contract value	£218,234.64

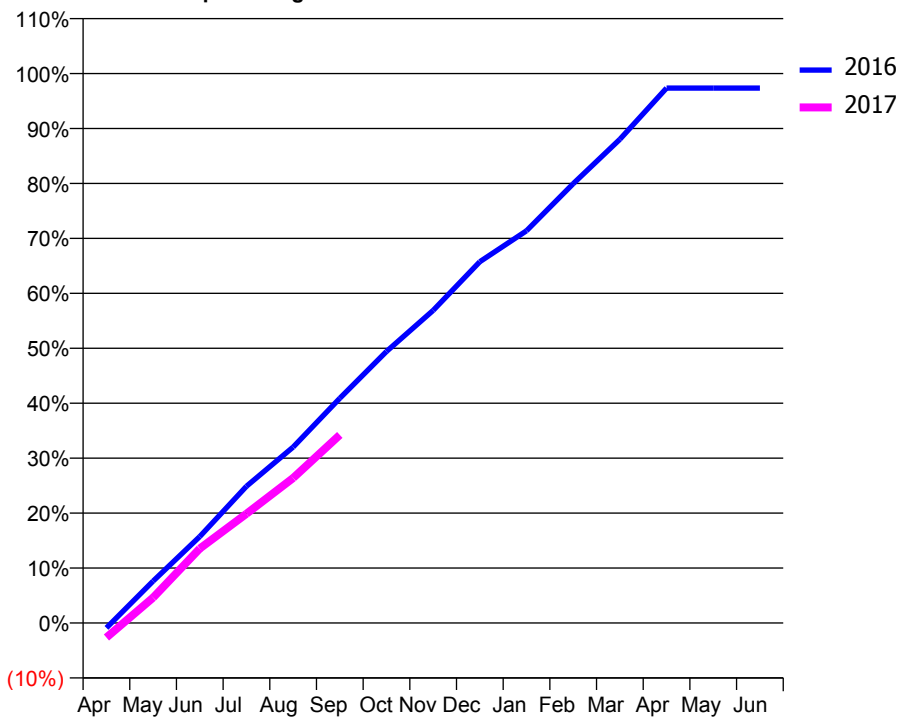
### ACCESS\*

Patients seen in 24 months	Total	Change since previous quarter
Quarter ending September 2015	2,372	
Quarter ending December 2015	2,410	→
Quarter ending March 2016	2,434	→
Quarter ending June 2016	2,405	↓
Quarter ending September 2016	2,383	→
<b>Variance since September 2015</b>	<b>0.5%</b>	<b>→</b>



### ACTIVITY

Cumulative percentage of contracted UDA delivered 2016 & 2017



Month	Adjusted Scheduled Activity (UDA)	
	2016	2017
April	-82	-241
May	695	421
June	1,435	1,235
July	2,266	1,811
August	2,916	2,404
September	3,726	3,118
October	4,503	
November	5,182	
December	5,989	
January	6,503	
February	7,283	
March	8,018	
April	8,869	
May	8,869	
June	8,869	

### QUALITY

	Quantity	Base Number	Contract	AT	Region	England
% of FP17s for the same patient ID Re-attending within 3 months - Children	4	245	1.6%	9.8%	11.8%	12.4%
% of FP17s for the same patient ID Re-attending within 3 months - Adults	176	1,544	11.4%	15.8%	16.6%	16.7%
% of FP17s for the same patient ID Re-attending between 3 & 9 months - Children	150	245	61.2%	59.0%	60.2%	57.4%
% of FP17s for the same patient ID Re-attending between 3 & 9 months - Adults	946	1,544	61.3%	50.9%	52.0%	50.5%
% of FP17s for Band 1 Urgent Courses	71	1,453	4.9%	9.5%	9.4%	9.1%
% of FP17s Relating to Free Repair or Replacements	7	1,453	0.5%	0.6%	0.7%	0.8%
% of FP17s Relating to Continuations	18	1,453	1.2%	1.1%	1.2%	1.3%
% of Patients satisfied with the dentistry they have received	6	6	N/A	94.8%	93.6%	93.2%
% of Patients satisfied with the time they had to wait for an appointment	6	6	N/A	91.7%	89.1%	89.0%

\* This is based on patients treated on this contract for their most recent course of treatment. Figures in italics indicate the base number of FP17s or Patient Questionnaire responses are less than 100. N/A is shown where the base number of responses is less than 10 during the period. % is calculated as Quantity/Base number\*100

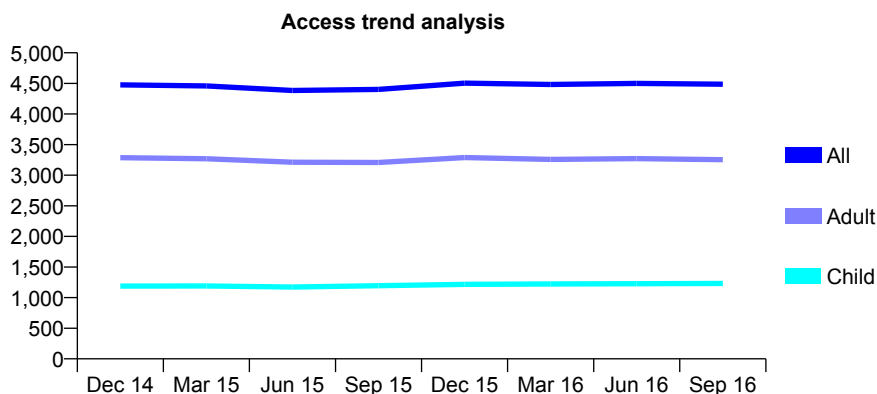
## Q68 - Vital Signs At a Glance Contract Report for 755389/0001 - September 2016

Name or company name	MR SD KELL
Contract type name	GDS Contract
Purpose of contract	General
Contract start date	01/08/2007
Contract end date	

16/17 Contracted general activity (UDA)	12,216
Carry forward general activity (UDA)	252
16/17 Contracted orthodontic activity (UOA)	0
Carry forward orthodontic activity (UOA)	0
Baseline contract value	£288,046.85

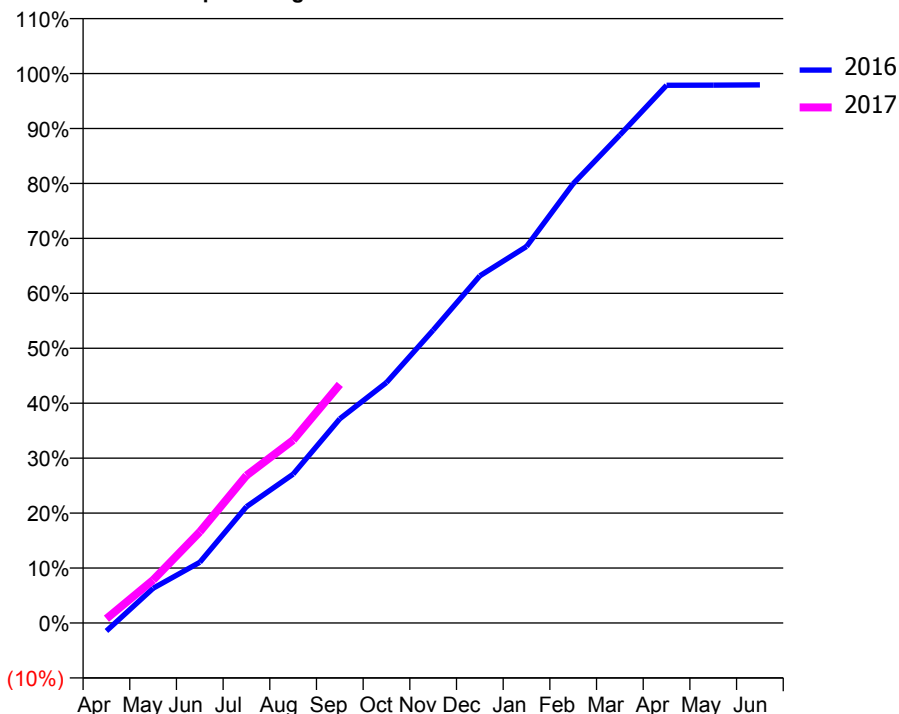
### ACCESS\*

Patients seen in 24 months	Total	Change since previous quarter
Quarter ending September 2015	4,401	
Quarter ending December 2015	4,504	↑
Quarter ending March 2016	4,482	→
Quarter ending June 2016	4,500	→
Quarter ending September 2016	4,487	→
<b>Variance since September 2015</b>	<b>2.0%</b>	<b>→</b>



### ACTIVITY

Cumulative percentage of contracted UDA delivered 2016 & 2017



Month	Adjusted Scheduled Activity (UDA)	
	2016	2017
April	-179	96
May	772	957
June	1,350	2,025
July	2,585	3,280
August	3,309	4,066
September	4,539	5,304
October	5,346	
November	6,513	
December	7,719	
January	8,370	
February	9,765	
March	10,849	
April	11,954	
May	11,957	
June	11,964	

### QUALITY

	Quantity	Base Number	Contract	AT	Region	England
% of FP17s for the same patient ID Re-attending within 3 months - Children	72	1,006	7.2%	9.8%	11.8%	12.4%
% of FP17s for the same patient ID Re-attending within 3 months - Adults	432	2,625	16.5%	15.8%	16.6%	16.7%
% of FP17s for the same patient ID Re-attending between 3 & 9 months - Children	704	1,006	70.0%	59.0%	60.2%	57.4%
% of FP17s for the same patient ID Re-attending between 3 & 9 months - Adults	1,580	2,625	60.2%	50.9%	52.0%	50.5%
% of FP17s for Band 1 Urgent Courses	153	2,689	5.7%	9.5%	9.4%	9.1%
% of FP17s Relating to Free Repair or Replacements	25	2,689	0.9%	0.6%	0.7%	0.8%
% of FP17s Relating to Continuations	25	2,689	0.9%	1.1%	1.2%	1.3%
% of Patients satisfied with the dentistry they have received	6	6	N/A	94.8%	93.6%	93.2%
% of Patients satisfied with the time they had to wait for an appointment	6	6	N/A	91.7%	89.1%	89.0%

\* This is based on patients treated on this contract for their most recent course of treatment. Figures in italics indicate the base number of FP17s or Patient Questionnaire responses are less than 100. N/A is shown where the base number of responses is less than 10 during the period. % is calculated as Quantity/Base number\*100

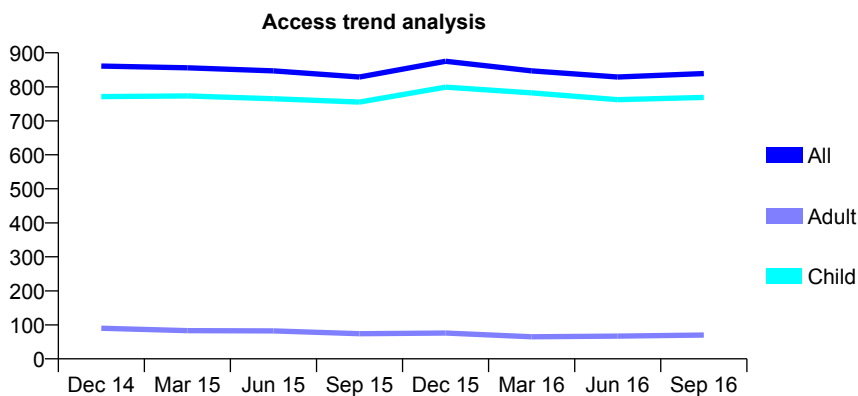
## Q68 - Vital Signs At a Glance Contract Report for 762113/0001 - September 2016

Name or company name	MR M SABAH
Contract type name	GDS Contract
Purpose of contract	General
Contract start date	01/04/2006
Contract end date	

16/17 Contracted general activity (UDA)	2,397
Carry forward general activity (UDA)	0
16/17 Contracted orthodontic activity (UOA)	0
Carry forward orthodontic activity (UOA)	0
Baseline contract value	£50,182.64

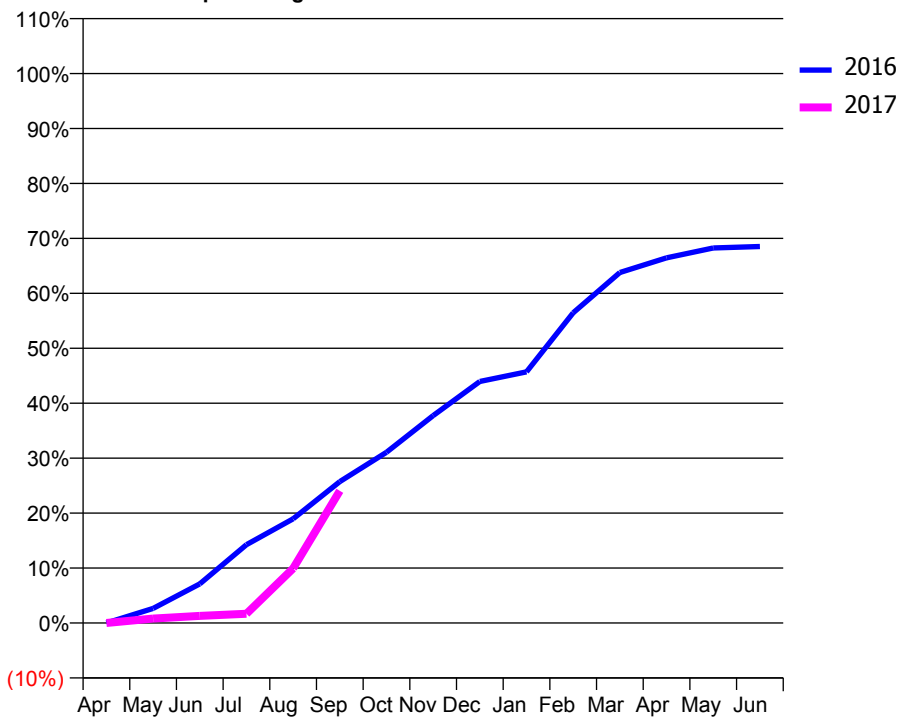
### ACCESS\*

Patients seen in 24 months	Total	Change since previous quarter
Quarter ending September 2015	829	
Quarter ending December 2015	875	↑
Quarter ending March 2016	847	↓
Quarter ending June 2016	829	↓
Quarter ending September 2016	839	→
<b>Variance since September 2015</b>	<b>1.2%</b>	<b>→</b>



### ACTIVITY

Cumulative percentage of contracted UDA delivered 2016 & 2017



Month	Adjusted Scheduled Activity (UDA)	
	2016	2017
April	0	0
May	64	19
June	171	31
July	342	40
August	454	238
September	617	577
October	745	
November	905	
December	1,054	
January	1,096	
February	1,353	
March	1,529	
April	1,593	
May	1,636	
June	1,642	

### QUALITY

	Quantity	Base Number	Contract	AT	Region	England
% of FP17s for the same patient ID Re-attending within 3 months - Children	37	469	7.9%	9.8%	11.8%	12.4%
% of FP17s for the same patient ID Re-attending within 3 months - Adults	1	11	9.1%	15.8%	16.6%	16.7%
% of FP17s for the same patient ID Re-attending between 3 & 9 months - Children	260	469	55.4%	59.0%	60.2%	57.4%
% of FP17s for the same patient ID Re-attending between 3 & 9 months - Adults	7	11	63.6%	50.9%	52.0%	50.5%
% of FP17s for Band 1 Urgent Courses	13	401	3.2%	9.5%	9.4%	9.1%
% of FP17s Relating to Free Repair or Replacements	1	401	0.2%	0.6%	0.7%	0.8%
% of FP17s Relating to Continuations	0	401	0.0%	1.1%	1.2%	1.3%
% of Patients satisfied with the dentistry they have received	0	0	N/A	94.8%	93.6%	93.2%
% of Patients satisfied with the time they had to wait for an appointment	0	0	N/A	91.7%	89.1%	89.0%

\* This is based on patients treated on this contract for their most recent course of treatment. Figures in italics indicate the base number of FP17s or Patient Questionnaire responses are less than 100. N/A is shown where the base number of responses is less than 10 during the period. % is calculated as Quantity/Base number\*100

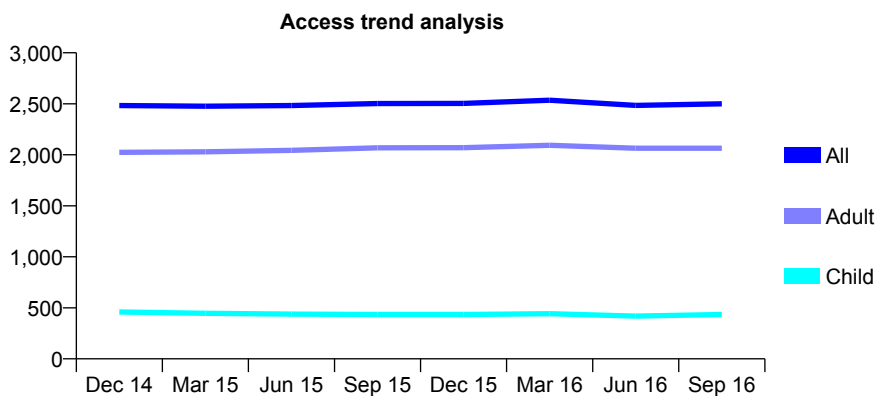
## Q68 - Vital Signs At a Glance Contract Report for 762369/0001 - September 2016

Name or company name	MR F DIRAKVAND
Contract type name	GDS Contract
Purpose of contract	General
Contract start date	01/04/2006
Contract end date	

16/17 Contracted general activity (UDA)	8,356
Carry forward general activity (UDA)	-6
16/17 Contracted orthodontic activity (UOA)	0
Carry forward orthodontic activity (UOA)	0
Baseline contract value	£206,119.79

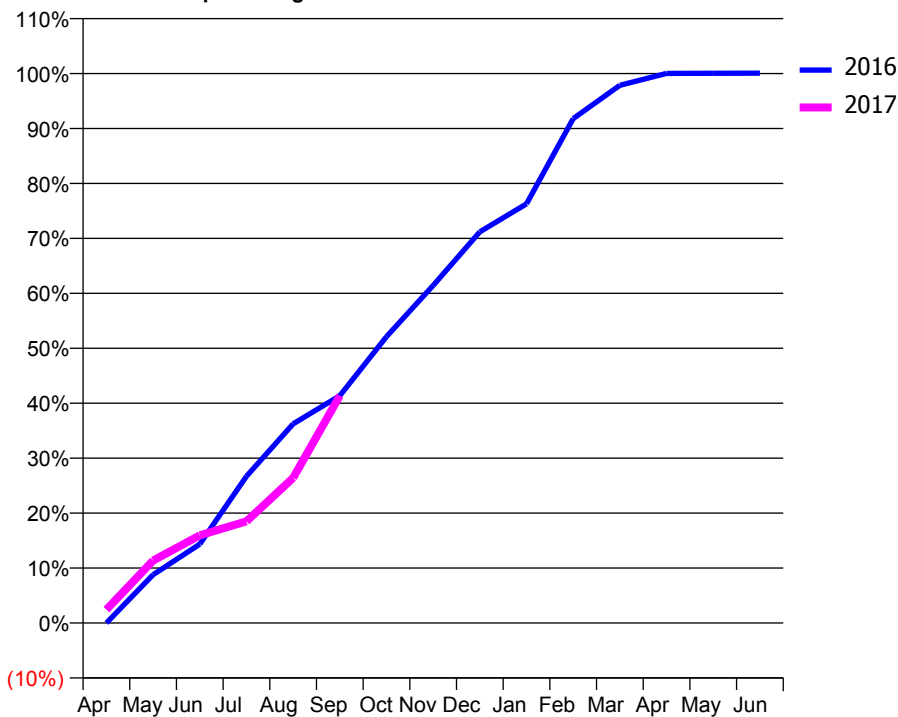
### ACCESS\*

Patients seen in 24 months	Total	Change since previous quarter
Quarter ending September 2015	2,503	
Quarter ending December 2015	2,504	→
Quarter ending March 2016	2,535	→
Quarter ending June 2016	2,484	↓
Quarter ending September 2016	2,500	→
<b>Variance since September 2015</b>	<b>(0.1%)</b>	<b>→</b>



### ACTIVITY

Cumulative percentage of contracted UDA delivered 2016 & 2017



Month	Adjusted Scheduled Activity (UDA)	
	2016	2017
April	0	203
May	735	950
June	1,200	1,333
July	2,232	1,547
August	3,029	2,207
September	3,455	3,457
October	4,354	
November	5,134	
December	5,949	
January	6,374	
February	7,670	
March	8,177	
April	8,357	
May	8,358	
June	8,362	

### QUALITY

	Quantity	Base Number	Contract	AT	Region	England
% of FP17s for the same patient ID Re-attending within 3 months - Children	11	252	4.4%	9.8%	11.8%	12.4%
% of FP17s for the same patient ID Re-attending within 3 months - Adults	133	1,309	10.2%	15.8%	16.6%	16.7%
% of FP17s for the same patient ID Re-attending between 3 & 9 months - Children	140	252	55.6%	59.0%	60.2%	57.4%
% of FP17s for the same patient ID Re-attending between 3 & 9 months - Adults	771	1,309	58.9%	50.9%	52.0%	50.5%
% of FP17s for Band 1 Urgent Courses	61	1,476	4.1%	9.5%	9.4%	9.1%
% of FP17s Relating to Free Repair or Replacements	12	1,476	0.8%	0.6%	0.7%	0.8%
% of FP17s Relating to Continuations	0	1,476	0.0%	1.1%	1.2%	1.3%
% of Patients satisfied with the dentistry they have received	1	1	N/A	94.8%	93.6%	93.2%
% of Patients satisfied with the time they had to wait for an appointment	1	1	N/A	91.7%	89.1%	89.0%

\* This is based on patients treated on this contract for their most recent course of treatment. Figures in italics indicate the base number of FP17s or Patient Questionnaire responses are less than 100. N/A is shown where the base number of responses is less than 10 during the period. % is calculated as Quantity/Base number\*100

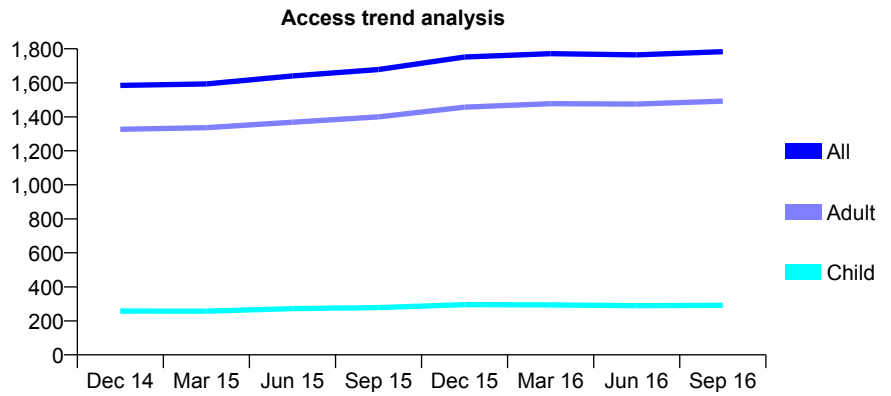
## Q68 - Vital Signs At a Glance Contract Report for 763233/0001 - September 2016

Name or company name	MR H MOTAMEDI
Contract type name	GDS Contract
Purpose of contract	General
Contract start date	01/04/2006
Contract end date	

16/17 Contracted general activity (UDA)	7,159
Carry forward general activity (UDA)	52
16/17 Contracted orthodontic activity (UOA)	0
Carry forward orthodontic activity (UOA)	0
Baseline contract value	£176,858.89

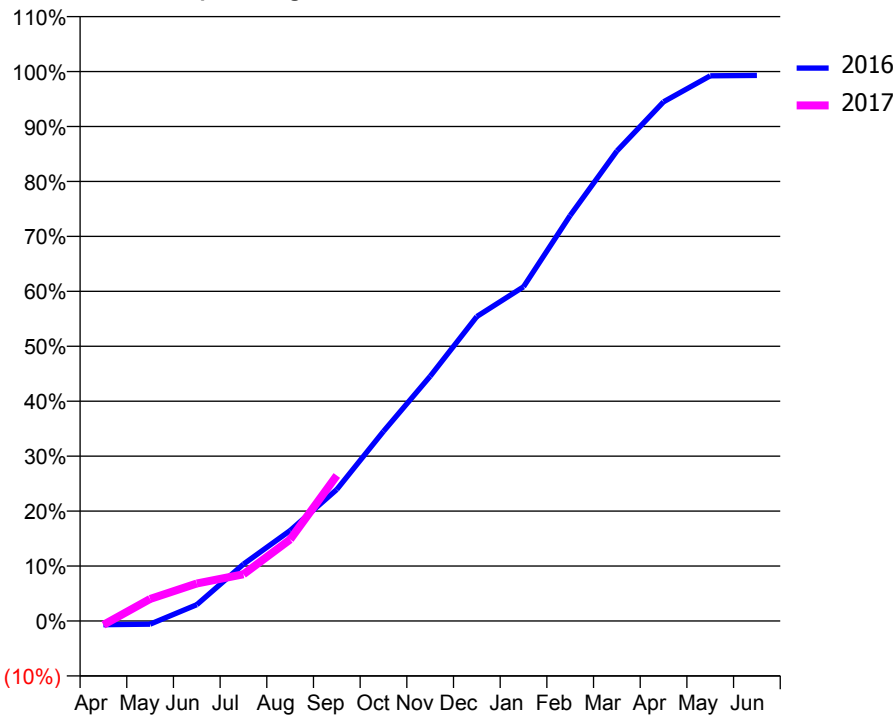
### ACCESS\*

Patients seen in 24 months	Total	Change since previous quarter
Quarter ending September 2015	1,678	
Quarter ending December 2015	1,752	↑
Quarter ending March 2016	1,771	→
Quarter ending June 2016	1,764	→
Quarter ending September 2016	1,783	→
<b>Variance since September 2015</b>	<b>6.3%</b>	<b>↑</b>



### ACTIVITY

Cumulative percentage of contracted UDA delivered 2016 & 2017



Month	Adjusted Scheduled Activity (UDA)	
	2016	2017
April	-50	-52
May	-42	287
June	212	488
July	741	609
August	1,180	1,062
September	1,713	1,897
October	2,471	
November	3,189	
December	3,967	
January	4,355	
February	5,283	
March	6,122	
April	6,765	
May	7,103	
June	7,107	

### QUALITY

	Quantity	Base Number	Contract	AT	Region	England
% of FP17s for the same patient ID Re-attending within 3 months - Children	5	155	3.2%	9.8%	11.8%	12.4%
% of FP17s for the same patient ID Re-attending within 3 months - Adults	110	820	13.4%	15.8%	16.6%	16.7%
% of FP17s for the same patient ID Re-attending between 3 & 9 months - Children	83	155	53.5%	59.0%	60.2%	57.4%
% of FP17s for the same patient ID Re-attending between 3 & 9 months - Adults	441	820	53.8%	50.9%	52.0%	50.5%
% of FP17s for Band 1 Urgent Courses	28	742	3.8%	9.5%	9.4%	9.1%
% of FP17s Relating to Free Repair or Replacements	9	742	1.2%	0.6%	0.7%	0.8%
% of FP17s Relating to Continuations	1	742	0.1%	1.1%	1.2%	1.3%
% of Patients satisfied with the dentistry they have received	2	2	N/A	94.8%	93.6%	93.2%
% of Patients satisfied with the time they had to wait for an appointment	2	2	N/A	91.7%	89.1%	89.0%

\* This is based on patients treated on this contract for their most recent course of treatment. Figures in italics indicate the base number of FP17s or Patient Questionnaire responses are less than 100. N/A is shown where the base number of responses is less than 10 during the period. % is calculated as Quantity/Base number\*100

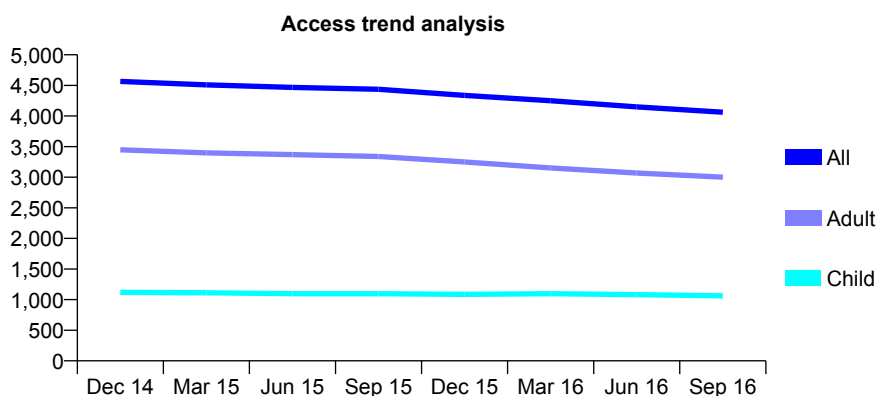
## Q68 - Vital Signs At a Glance Contract Report for 763535/0002 - September 2016

Name or company name	MR A SAMI
Contract type name	GDS Contract
Purpose of contract	General
Contract start date	01/12/2006
Contract end date	

16/17 Contracted general activity (UDA)	10,310
Carry forward general activity (UDA)	0
16/17 Contracted orthodontic activity (UOA)	0
Carry forward orthodontic activity (UOA)	0
Baseline contract value	£241,692.57

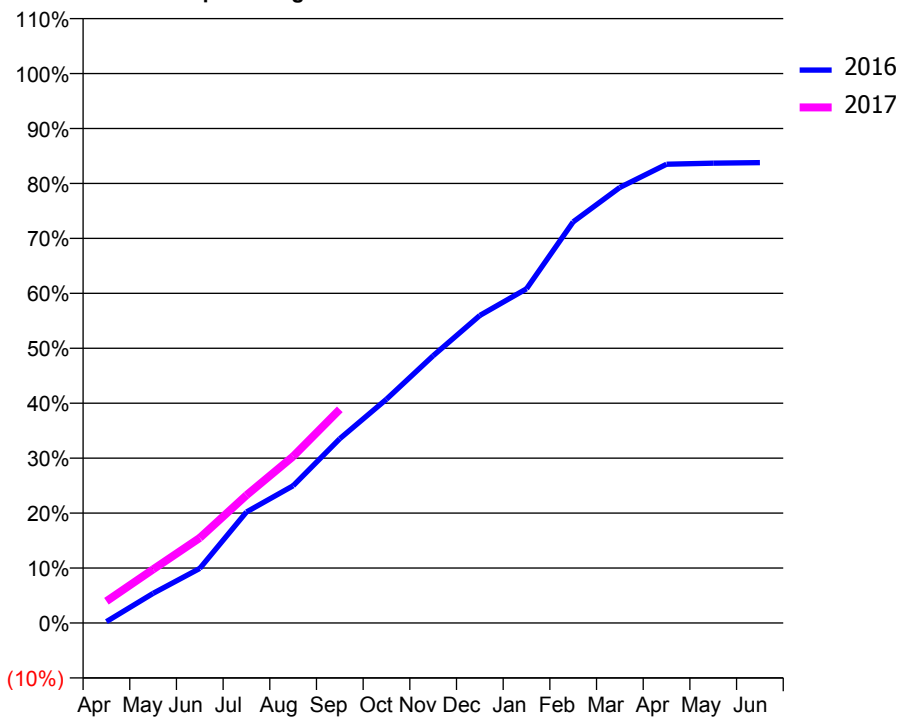
### ACCESS\*

Patients seen in 24 months	Total	Change since previous quarter
Quarter ending September 2015	4,436	
Quarter ending December 2015	4,336	↓
Quarter ending March 2016	4,249	↓
Quarter ending June 2016	4,149	↓
Quarter ending September 2016	4,063	↓
<b>Variance since September 2015</b>	<b>(8.4%)</b>	<b>↓</b>



### ACTIVITY

Cumulative percentage of contracted UDA delivered 2016 & 2017



Adjusted Scheduled Activity (UDA)

Month	2016	2017
April	31	410
May	649	1,006
June	1,193	1,598
July	2,423	2,397
August	2,997	3,127
September	4,027	4,009
October	4,889	
November	5,838	
December	6,715	
January	7,300	
February	8,762	
March	9,513	
April	10,019	
May	10,042	
June	10,054	

### QUALITY

	Quantity	Base Number	Contract	AT	Region	England
% of FP17s for the same patient ID Re-attending within 3 months - Children	31	598	5.2%	9.8%	11.8%	12.4%
% of FP17s for the same patient ID Re-attending within 3 months - Adults	246	1,580	15.6%	15.8%	16.6%	16.7%
% of FP17s for the same patient ID Re-attending between 3 & 9 months - Children	275	598	46.0%	59.0%	60.2%	57.4%
% of FP17s for the same patient ID Re-attending between 3 & 9 months - Adults	585	1,580	37.0%	50.9%	52.0%	50.5%
% of FP17s for Band 1 Urgent Courses	233	1,927	12.1%	9.5%	9.4%	9.1%
% of FP17s Relating to Free Repair or Replacements	17	1,927	0.9%	0.6%	0.7%	0.8%
% of FP17s Relating to Continuations	39	1,927	2.0%	1.1%	1.2%	1.3%
% of Patients satisfied with the dentistry they have received	1	1	N/A	94.8%	93.6%	93.2%
% of Patients satisfied with the time they had to wait for an appointment	1	1	N/A	91.7%	89.1%	89.0%

\* This is based on patients treated on this contract for their most recent course of treatment. Figures in italics indicate the base number of FP17s or Patient Questionnaire responses are less than 100. N/A is shown where the base number of responses is less than 10 during the period. % is calculated as Quantity/Base number\*100



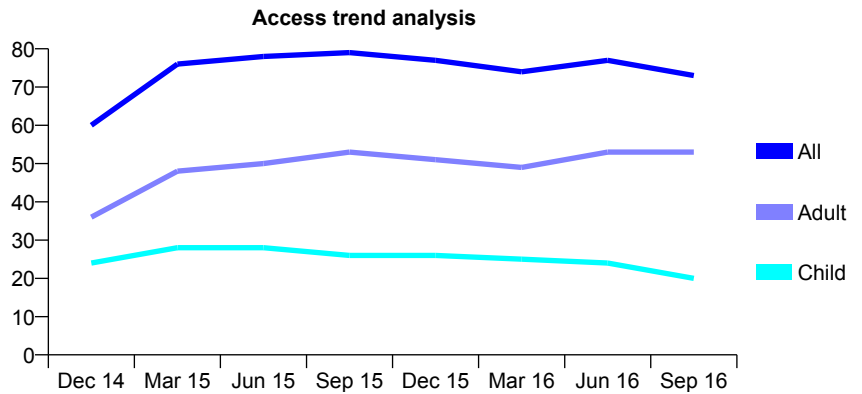
## Q68 - Vital Signs At a Glance Contract Report for 767824/0001 - September 2016

Name or company name	MR JF JORDAAN
Contract type name	GDS Contract
Purpose of contract	General
Contract start date	01/04/2006
Contract end date	

16/17 Contracted general activity (UDA)	150
Carry forward general activity (UDA)	-3
16/17 Contracted orthodontic activity (UOA)	0
Carry forward orthodontic activity (UOA)	0
Baseline contract value	£3,801.52

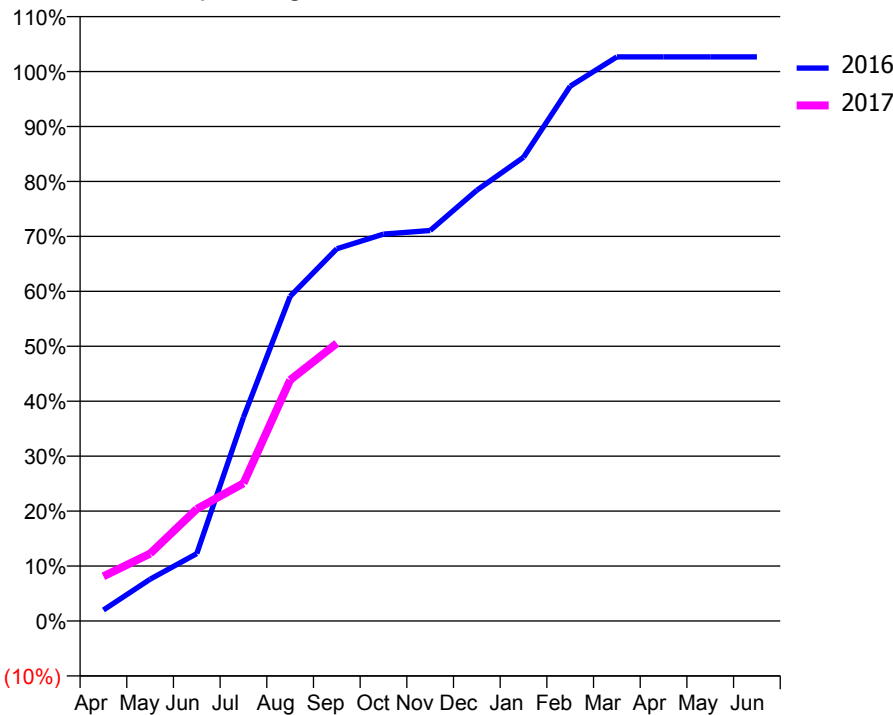
### ACCESS\*

Patients seen in 24 months	Total	Change since previous quarter
Quarter ending September 2015	79	
Quarter ending December 2015	77	↓
Quarter ending March 2016	74	↓
Quarter ending June 2016	77	↑
Quarter ending September 2016	73	↓
<b>Variance since September 2015</b>	<b>(7.6%)</b>	<b>↓</b>



### ACTIVITY

Cumulative percentage of contracted UDA delivered 2016 & 2017



Month	Adjusted Scheduled Activity (UDA)	
	2016	2017
April	3	12
May	11	18
June	18	31
July	56	38
August	89	66
September	102	76
October	106	
November	107	
December	118	
January	127	
February	146	
March	154	
April	154	
May	154	
June	154	

### QUALITY

	Quantity	Base Number	Contract	AT	Region	England
% of FP17s for the same patient ID Re-attending within 3 months - Children	0	15	0.0%	9.8%	11.8%	12.4%
% of FP17s for the same patient ID Re-attending within 3 months - Adults	3	34	8.8%	15.8%	16.6%	16.7%
% of FP17s for the same patient ID Re-attending between 3 & 9 months - Children	3	15	20.0%	59.0%	60.2%	57.4%
% of FP17s for the same patient ID Re-attending between 3 & 9 months - Adults	16	34	47.1%	50.9%	52.0%	50.5%
% of FP17s for Band 1 Urgent Courses	4	49	8.2%	9.5%	9.4%	9.1%
% of FP17s Relating to Free Repair or Replacements	0	49	0.0%	0.6%	0.7%	0.8%
% of FP17s Relating to Continuations	0	49	0.0%	1.1%	1.2%	1.3%
% of Patients satisfied with the dentistry they have received	0	0	N/A	94.8%	93.6%	93.2%
% of Patients satisfied with the time they had to wait for an appointment	0	0	N/A	91.7%	89.1%	89.0%

\* This is based on patients treated on this contract for their most recent course of treatment. Figures in italics indicate the base number of FP17s or Patient Questionnaire responses are less than 100. N/A is shown where the base number of responses is less than 10 during the period. % is calculated as Quantity/Base number\*100

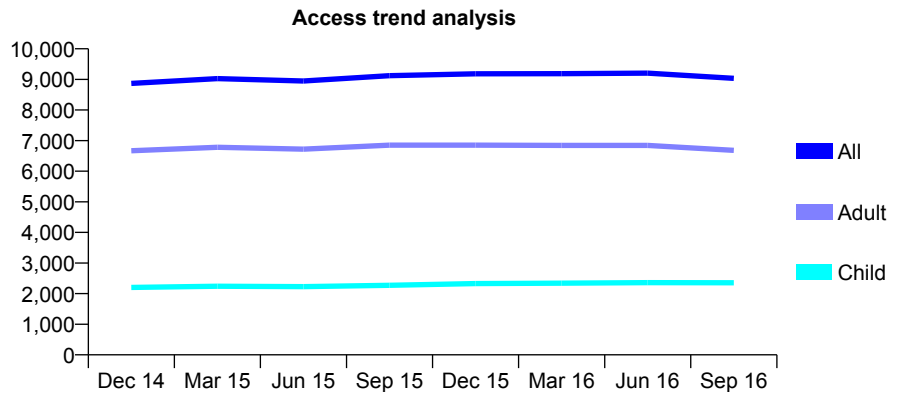
## Q68 - Vital Signs At a Glance Contract Report for 772100/0001 - September 2016

Name or company name	MR BM SILVA
Contract type name	GDS Contract
Purpose of contract	General
Contract start date	01/04/2006
Contract end date	

16/17 Contracted general activity (UDA)	29,792
Carry forward general activity (UDA)	0
16/17 Contracted orthodontic activity (UOA)	0
Carry forward orthodontic activity (UOA)	0
Baseline contract value	£762,335.20

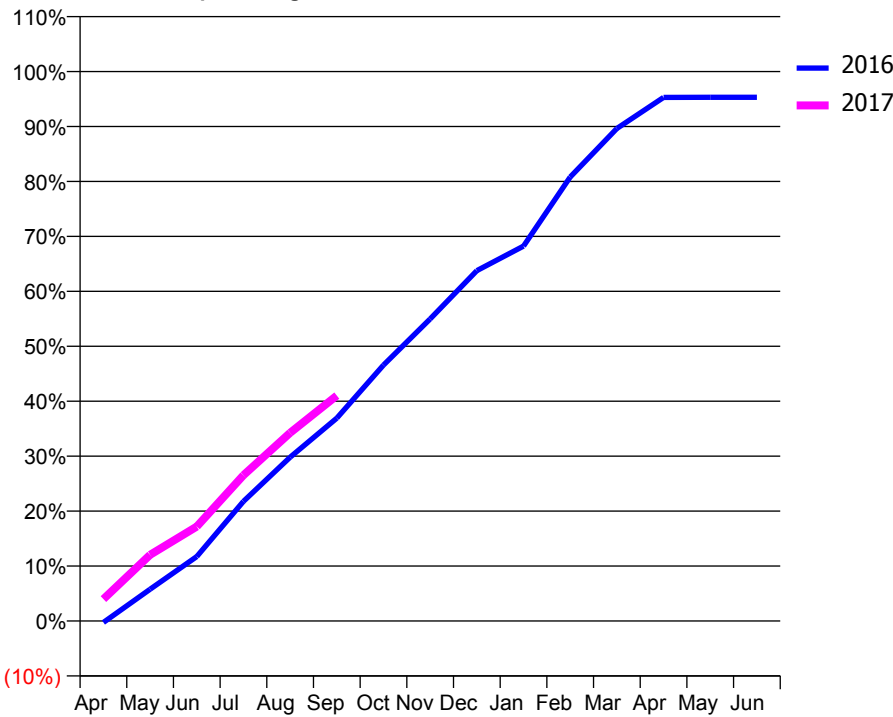
### ACCESS\*

Patients seen in 24 months	Total	Change since previous quarter
Quarter ending September 2015	9,123	
Quarter ending December 2015	9,182	→
Quarter ending March 2016	9,186	→
Quarter ending June 2016	9,205	→
Quarter ending September 2016	9,036	↓
<b>Variance since September 2015</b>	<b>(1.0%)</b>	→



### ACTIVITY

Cumulative percentage of contracted UDA delivered 2016 & 2017



Month	Adjusted Scheduled Activity (UDA)	
	2016	2017
April	-82	1,191
May	1,727	3,586
June	3,496	5,125
July	6,488	7,904
August	8,880	10,203
September	11,003	12,221
October	13,879	
November	16,381	
December	18,999	
January	20,326	
February	24,071	
March	26,702	
April	28,384	
May	28,393	
June	28,392	

### QUALITY

	Quantity	Base Number	Contract	AT	Region	England
% of FP17s for the same patient ID Re-attending within 3 months - Children	137	1,839	7.4%	9.8%	11.8%	12.4%
% of FP17s for the same patient ID Re-attending within 3 months - Adults	601	4,507	13.3%	15.8%	16.6%	16.7%
% of FP17s for the same patient ID Re-attending between 3 & 9 months - Children	1,154	1,839	62.8%	59.0%	60.2%	57.4%
% of FP17s for the same patient ID Re-attending between 3 & 9 months - Adults	2,652	4,507	58.8%	50.9%	52.0%	50.5%
% of FP17s for Band 1 Urgent Courses	420	5,672	7.4%	9.5%	9.4%	9.1%
% of FP17s Relating to Free Repair or Replacements	34	5,672	0.6%	0.6%	0.7%	0.8%
% of FP17s Relating to Continuations	10	5,672	0.2%	1.1%	1.2%	1.3%
% of Patients satisfied with the dentistry they have received	8	9	N/A	94.8%	93.6%	93.2%
% of Patients satisfied with the time they had to wait for an appointment	6	9	N/A	91.7%	89.1%	89.0%

\* This is based on patients treated on this contract for their most recent course of treatment. Figures in italics indicate the base number of FP17s or Patient Questionnaire responses are less than 100. N/A is shown where the base number of responses is less than 10 during the period. % is calculated as Quantity/Base number\*100

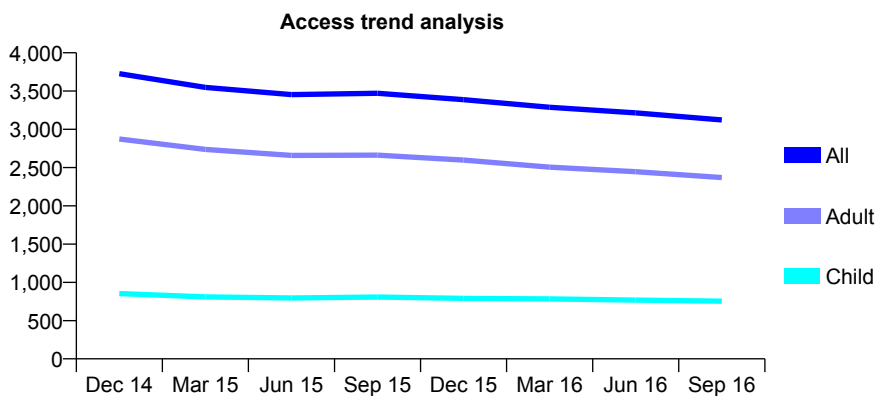
## Q68 - Vital Signs At a Glance Contract Report for 772100/0003 - September 2016

Name or company name	MR BM SILVA
Contract type name	GDS Contract
Purpose of contract	General
Contract start date	06/02/2012
Contract end date	

16/17 Contracted general activity (UDA)	10,000
Carry forward general activity (UDA)	29
16/17 Contracted orthodontic activity (UOA)	0
Carry forward orthodontic activity (UOA)	0
Baseline contract value	£220,322.23

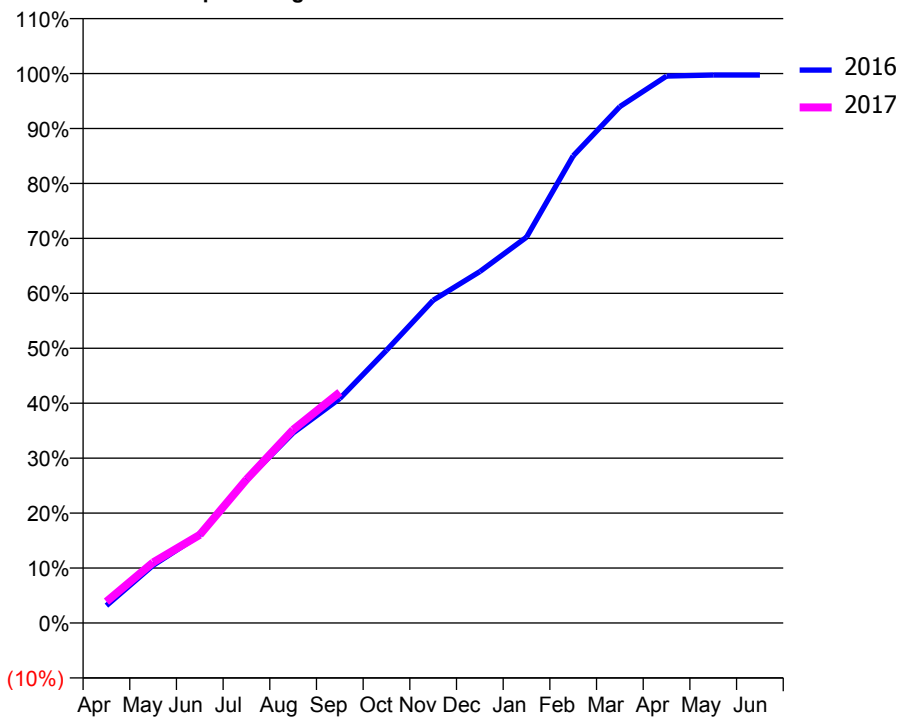
### ACCESS\*

Patients seen in 24 months	Total	Change since previous quarter
Quarter ending September 2015	3,471	
Quarter ending December 2015	3,387	↓
Quarter ending March 2016	3,288	↓
Quarter ending June 2016	3,215	↓
Quarter ending September 2016	3,123	↓
<b>Variance since September 2015</b>	<b>(10.0%)</b>	<b>↓</b>



### ACTIVITY

Cumulative percentage of contracted UDA delivered 2016 & 2017



Month	Adjusted Scheduled Activity (UDA)	
	2016	2017
April	316	390
May	1,050	1,102
June	1,601	1,605
July	2,600	2,612
August	3,460	3,517
September	4,086	4,199
October	4,965	
November	5,875	
December	6,396	
January	7,021	
February	8,501	
March	9,397	
April	9,954	
May	9,971	
June	9,971	

### QUALITY

	Quantity	Base Number	Contract	AT	Region	England
% of FP17s for the same patient ID Re-attending within 3 months - Children	38	522	7.3%	9.8%	11.8%	12.4%
% of FP17s for the same patient ID Re-attending within 3 months - Adults	258	1,726	14.9%	15.8%	16.6%	16.7%
% of FP17s for the same patient ID Re-attending between 3 & 9 months - Children	271	522	51.9%	59.0%	60.2%	57.4%
% of FP17s for the same patient ID Re-attending between 3 & 9 months - Adults	960	1,726	55.6%	50.9%	52.0%	50.5%
% of FP17s for Band 1 Urgent Courses	240	2,022	11.9%	9.5%	9.4%	9.1%
% of FP17s Relating to Free Repair or Replacements	7	2,022	0.3%	0.6%	0.7%	0.8%
% of FP17s Relating to Continuations	17	2,022	0.8%	1.1%	1.2%	1.3%
% of Patients satisfied with the dentistry they have received	3	3	N/A	94.8%	93.6%	93.2%
% of Patients satisfied with the time they had to wait for an appointment	3	3	N/A	91.7%	89.1%	89.0%

\* This is based on patients treated on this contract for their most recent course of treatment. Figures in italics indicate the base number of FP17s or Patient Questionnaire responses are less than 100. N/A is shown where the base number of responses is less than 10 during the period. % is calculated as Quantity/Base number\*100

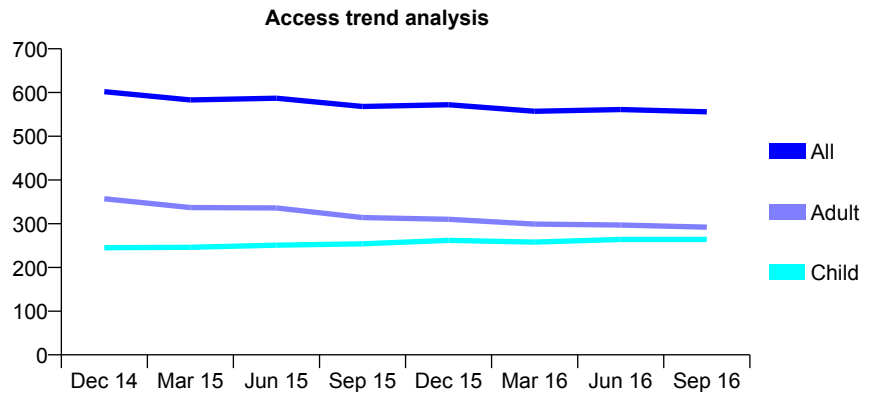
## Q68 - Vital Signs At a Glance Contract Report for 776327/0001 - September 2016

Name or company name	MS S BARAHIMI
Contract type name	GDS Contract
Purpose of contract	General
Contract start date	01/10/2012
Contract end date	

16/17 Contracted general activity (UDA)	1,334
Carry forward general activity (UDA)	-13
16/17 Contracted orthodontic activity (UOA)	0
Carry forward orthodontic activity (UOA)	0
Baseline contract value	£29,644.14

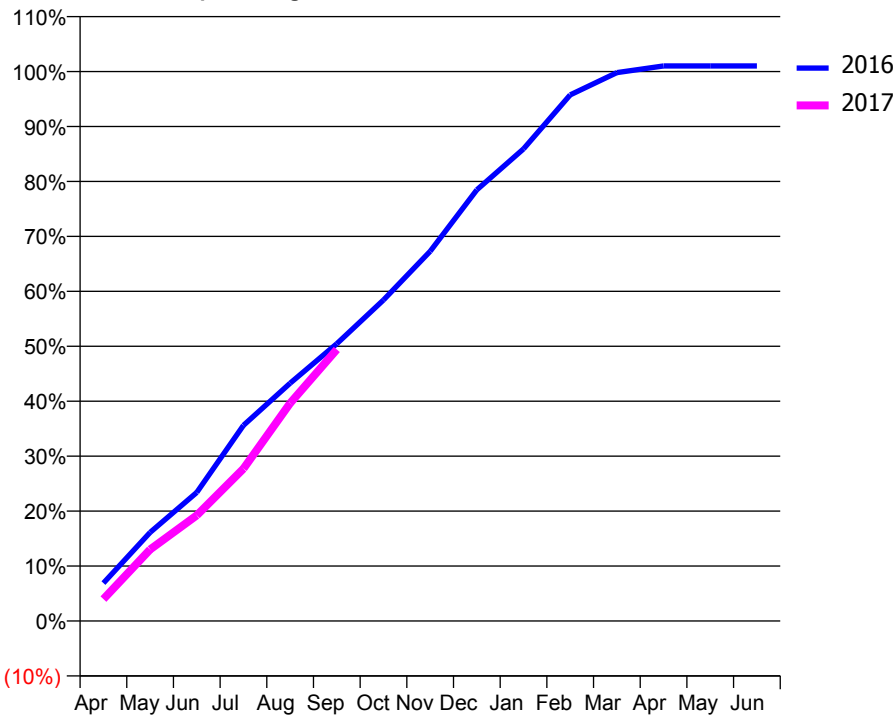
### ACCESS\*

Patients seen in 24 months	Total	Change since previous quarter
Quarter ending September 2015	568	
Quarter ending December 2015	572	→
Quarter ending March 2016	557	↓
Quarter ending June 2016	561	→
Quarter ending September 2016	556	→
<b>Variance since September 2015</b>	<b>(2.1%)</b>	<b>↓</b>



### ACTIVITY

Cumulative percentage of contracted UDA delivered 2016 & 2017



Month	Adjusted Scheduled Activity (UDA)	
	2016	2017
April	92	53
May	215	174
June	312	256
July	475	370
August	577	529
September	673	659
October	779	
November	897	
December	1,047	
January	1,146	
February	1,277	
March	1,331	
April	1,347	
May	1,347	
June	1,347	

### QUALITY

	Quantity	Base Number	Contract	AT	Region	England
% of FP17s for the same patient ID Re-attending within 3 months - Children	4	170	2.4%	9.8%	11.8%	12.4%
% of FP17s for the same patient ID Re-attending within 3 months - Adults	13	178	7.3%	15.8%	16.6%	16.7%
% of FP17s for the same patient ID Re-attending between 3 & 9 months - Children	86	170	50.6%	59.0%	60.2%	57.4%
% of FP17s for the same patient ID Re-attending between 3 & 9 months - Adults	82	178	46.1%	50.9%	52.0%	50.5%
% of FP17s for Band 1 Urgent Courses	17	331	5.1%	9.5%	9.4%	9.1%
% of FP17s Relating to Free Repair or Replacements	0	331	0.0%	0.6%	0.7%	0.8%
% of FP17s Relating to Continuations	0	331	0.0%	1.1%	1.2%	1.3%
% of Patients satisfied with the dentistry they have received	1	1	N/A	94.8%	93.6%	93.2%
% of Patients satisfied with the time they had to wait for an appointment	1	1	N/A	91.7%	89.1%	89.0%

\* This is based on patients treated on this contract for their most recent course of treatment. Figures in italics indicate the base number of FP17s or Patient Questionnaire responses are less than 100. N/A is shown where the base number of responses is less than 10 during the period. % is calculated as Quantity/Base number\*100

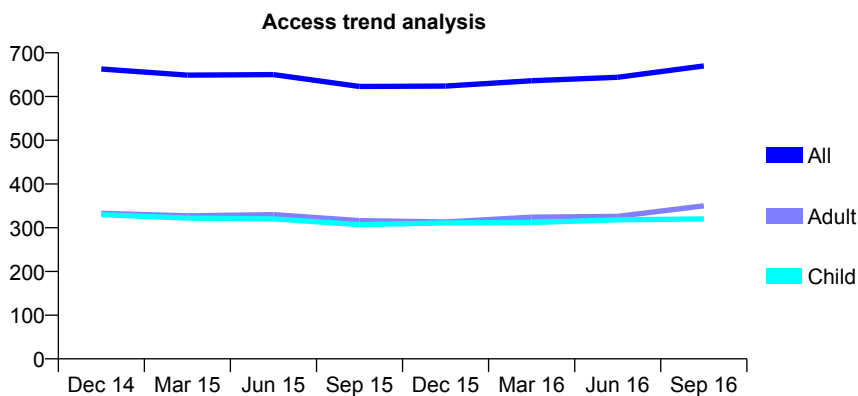
## Q68 - Vital Signs At a Glance Contract Report for 781223/0001 - September 2016

Name or company name	MR N TSOLIS
Contract type name	GDS Contract
Purpose of contract	General
Contract start date	01/09/2012
Contract end date	

16/17 Contracted general activity (UDA)	1,614
Carry forward general activity (UDA)	-1
16/17 Contracted orthodontic activity (UOA)	0
Carry forward orthodontic activity (UOA)	0
Baseline contract value	£38,138.31

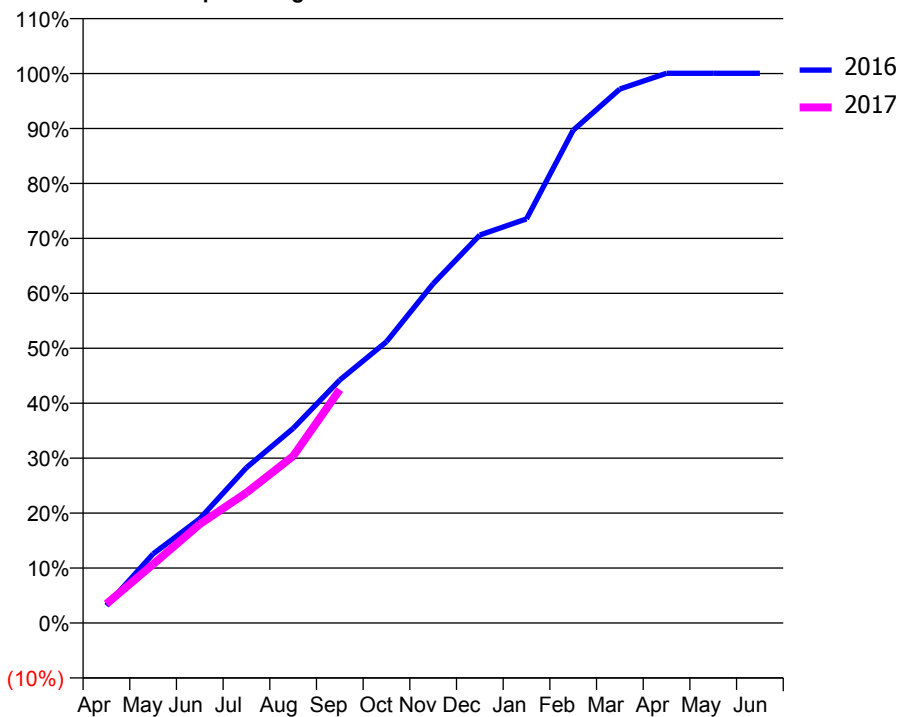
### ACCESS\*

Patients seen in 24 months	Total	Change since previous quarter
Quarter ending September 2015	623	
Quarter ending December 2015	624	→
Quarter ending March 2016	636	→
Quarter ending June 2016	644	→
Quarter ending September 2016	670	↑
<b>Variance since September 2015</b>	<b>7.5%</b>	<b>↑</b>



### ACTIVITY

Cumulative percentage of contracted UDA delivered 2016 & 2017



Adjusted Scheduled Activity (UDA)

Month	2016	2017
April	51	56
May	203	173
June	306	290
July	457	383
August	572	490
September	714	686
October	826	
November	997	
December	1,140	
January	1,187	
February	1,447	
March	1,569	
April	1,615	
May	1,615	
June	1,615	

### QUALITY

	Quantity	Base Number	Contract	AT	Region	England
% of FP17s for the same patient ID Re-attending within 3 months - Children	8	255	3.1%	9.8%	11.8%	12.4%
% of FP17s for the same patient ID Re-attending within 3 months - Adults	16	219	7.3%	15.8%	16.6%	16.7%
% of FP17s for the same patient ID Re-attending between 3 & 9 months - Children	180	255	70.6%	59.0%	60.2%	57.4%
% of FP17s for the same patient ID Re-attending between 3 & 9 months - Adults	134	219	61.2%	50.9%	52.0%	50.5%
% of FP17s for Band 1 Urgent Courses	13	436	3.0%	9.5%	9.4%	9.1%
% of FP17s Relating to Free Repair or Replacements	0	436	0.0%	0.6%	0.7%	0.8%
% of FP17s Relating to Continuations	6	436	1.4%	1.1%	1.2%	1.3%
% of Patients satisfied with the dentistry they have received	1	1	N/A	94.8%	93.6%	93.2%
% of Patients satisfied with the time they had to wait for an appointment	1	1	N/A	91.7%	89.1%	89.0%

\* This is based on patients treated on this contract for their most recent course of treatment. Figures in italics indicate the base number of FP17s or Patient Questionnaire responses are less than 100. N/A is shown where the base number of responses is less than 10 during the period. % is calculated as Quantity/Base number\*100

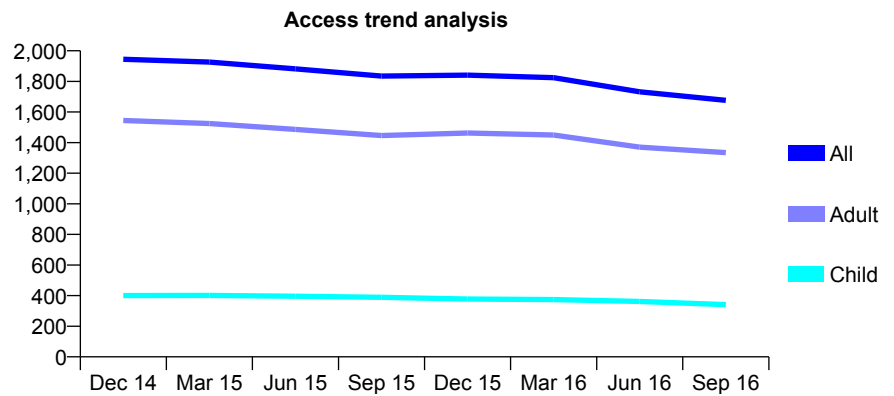
## Q68 - Vital Signs At a Glance Contract Report for 785881/0001 - September 2016

Name or company name	MR HR FORGHANI ASHKEZARI
Contract type name	GDS Contract
Purpose of contract	General
Contract start date	01/11/2010
Contract end date	

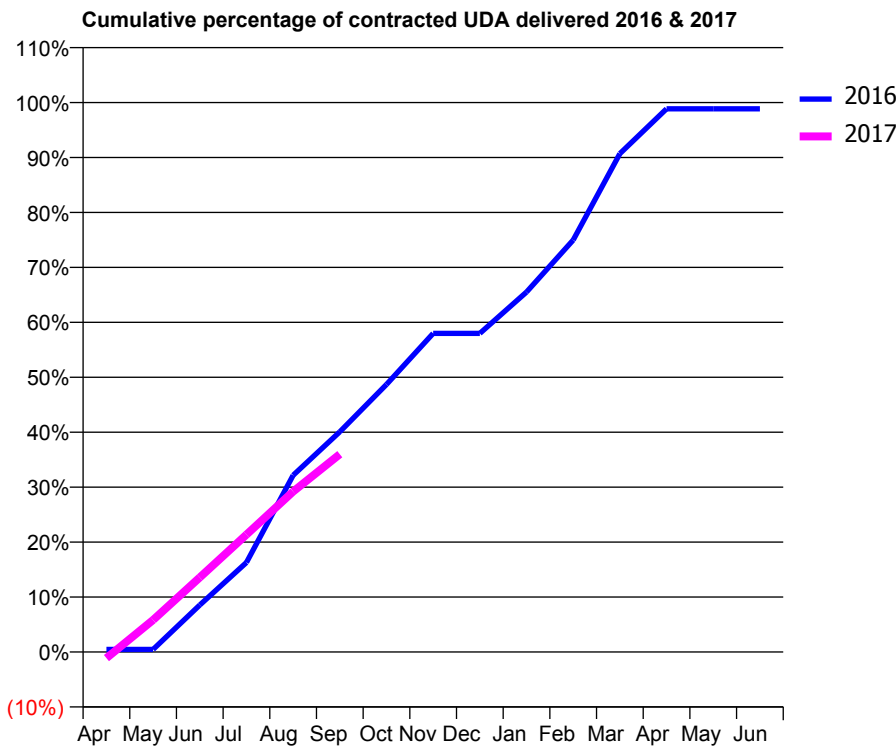
16/17 Contracted general activity (UDA)	6,668
Carry forward general activity (UDA)	76
16/17 Contracted orthodontic activity (UOA)	0
Carry forward orthodontic activity (UOA)	0
Baseline contract value	£167,145.96

### ACCESS\*

Patients seen in 24 months	Total	Change since previous quarter
Quarter ending September 2015	1,835	
Quarter ending December 2015	1,841	→
Quarter ending March 2016	1,824	→
Quarter ending June 2016	1,732	↓
Quarter ending September 2016	1,676	↓
<b>Variance since September 2015</b>	<b>(8.7%)</b>	<b>↓</b>



### ACTIVITY



Month	Adjusted Scheduled Activity (UDA)	
	2016	2017
April	31	-76
May	31	389
June	570	905
July	1,087	1,424
August	2,146	1,948
September	2,672	2,401
October	3,247	
November	3,867	
December	3,867	
January	4,368	
February	4,999	
March	6,048	
April	6,592	
May	6,592	
June	6,592	

### QUALITY

	Quantity	Base Number	Contract	AT	Region	England
% of FP17s for the same patient ID Re-attending within 3 months - Children	26	262	9.9%	9.8%	11.8%	12.4%
% of FP17s for the same patient ID Re-attending within 3 months - Adults	141	1,004	14.0%	15.8%	16.6%	16.7%
% of FP17s for the same patient ID Re-attending between 3 & 9 months - Children	170	262	64.9%	59.0%	60.2%	57.4%
% of FP17s for the same patient ID Re-attending between 3 & 9 months - Adults	659	1,004	65.6%	50.9%	52.0%	50.5%
% of FP17s for Band 1 Urgent Courses	46	1,045	4.4%	9.5%	9.4%	9.1%
% of FP17s Relating to Free Repair or Replacements	0	1,045	0.0%	0.6%	0.7%	0.8%
% of FP17s Relating to Continuations	32	1,045	3.1%	1.1%	1.2%	1.3%
% of Patients satisfied with the dentistry they have received	4	4	N/A	94.8%	93.6%	93.2%
% of Patients satisfied with the time they had to wait for an appointment	4	4	N/A	91.7%	89.1%	89.0%

\* This is based on patients treated on this contract for their most recent course of treatment. Figures in italics indicate the base number of FP17s or Patient Questionnaire responses are less than 100. N/A is shown where the base number of responses is less than 10 during the period. % is calculated as Quantity/Base number\*100

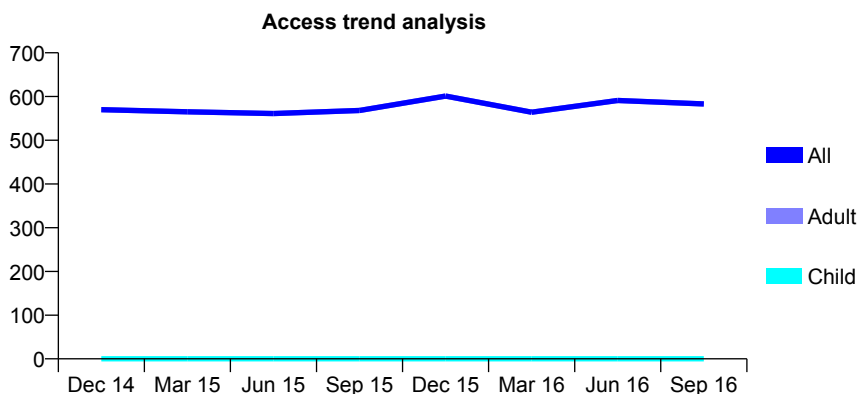
## Q68 - Vital Signs At a Glance Contract Report for 804037/0002 - September 2016

Name or company name	MR WM HOULDEN
Contract type name	PDS Contract
Purpose of contract	General
Contract start date	01/04/2006
Contract end date	31/03/2017

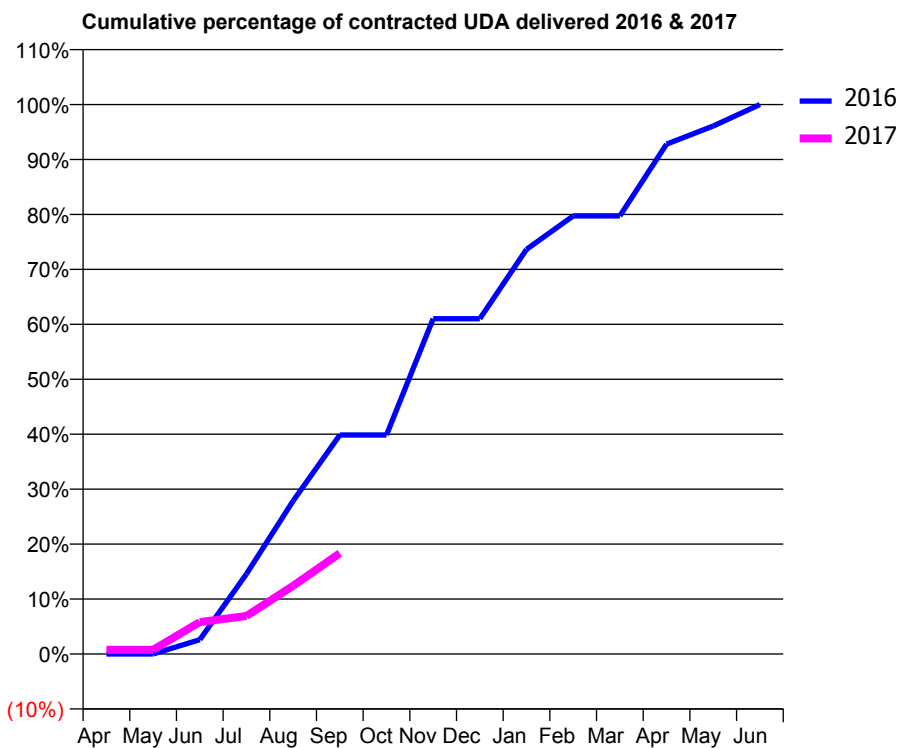
16/17 Contracted general activity (UDA)	2,800
Carry forward general activity (UDA)	0
16/17 Contracted orthodontic activity (UOA)	0
Carry forward orthodontic activity (UOA)	0
Baseline contract value	£91,249.91

### ACCESS\*

Patients seen in 24 months	Total	Change since previous quarter
Quarter ending September 2015	568	
Quarter ending December 2015	601	↑
Quarter ending March 2016	564	↓
Quarter ending June 2016	591	↑
Quarter ending September 2016	583	↓
<b>Variance since September 2015</b>	<b>2.6%</b>	<b>↑</b>



### ACTIVITY



Month	Adjusted Scheduled Activity (UDA)	
	2016	2017
April	0	21
May	0	21
June	73	163
July	408	194
August	780	348
September	1,116	513
October	1,116	
November	1,708	
December	1,708	
January	2,062	
February	2,232	
March	2,232	
April	2,598	
May	2,690	
June	2,800	

### QUALITY

	Quantity	Base Number	Contract	AT	Region	England
% of FP17s for the same patient ID Re-attending within 3 months - Children	0	0	N/A	9.8%	11.8%	12.4%
% of FP17s for the same patient ID Re-attending within 3 months - Adults	32	248	12.9%	15.8%	16.6%	16.7%
% of FP17s for the same patient ID Re-attending between 3 & 9 months - Children	0	0	N/A	59.0%	60.2%	57.4%
% of FP17s for the same patient ID Re-attending between 3 & 9 months - Adults	42	248	16.9%	50.9%	52.0%	50.5%
% of FP17s for Band 1 Urgent Courses	12	108	11.1%	9.5%	9.4%	9.1%
% of FP17s Relating to Free Repair or Replacements	1	108	0.9%	0.6%	0.7%	0.8%
% of FP17s Relating to Continuations	0	108	0.0%	1.1%	1.2%	1.3%
% of Patients satisfied with the dentistry they have received	0	0	N/A	94.8%	93.6%	93.2%
% of Patients satisfied with the time they had to wait for an appointment	0	0	N/A	91.7%	89.1%	89.0%

\* This is based on patients treated on this contract for their most recent course of treatment. Figures in italics indicate the base number of FP17s or Patient Questionnaire responses are less than 100. N/A is shown where the base number of responses is less than 10 during the period. % is calculated as Quantity/Base number\*100



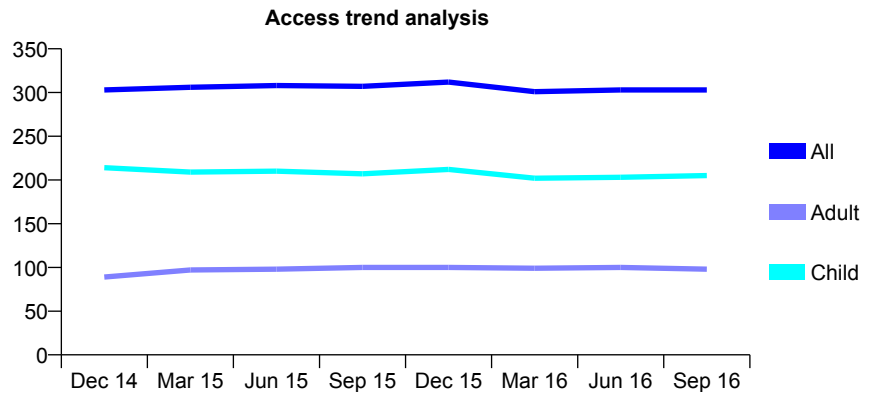
## Q68 - Vital Signs At a Glance Contract Report for 807710/0001 - September 2016

Name or company name	MR PL DUKOFF-GORDON
Contract type name	GDS Contract
Purpose of contract	General
Contract start date	01/04/2006
Contract end date	

16/17 Contracted general activity (UDA)	750
Carry forward general activity (UDA)	0
16/17 Contracted orthodontic activity (UOA)	0
Carry forward orthodontic activity (UOA)	0
Baseline contract value	£16,888.49

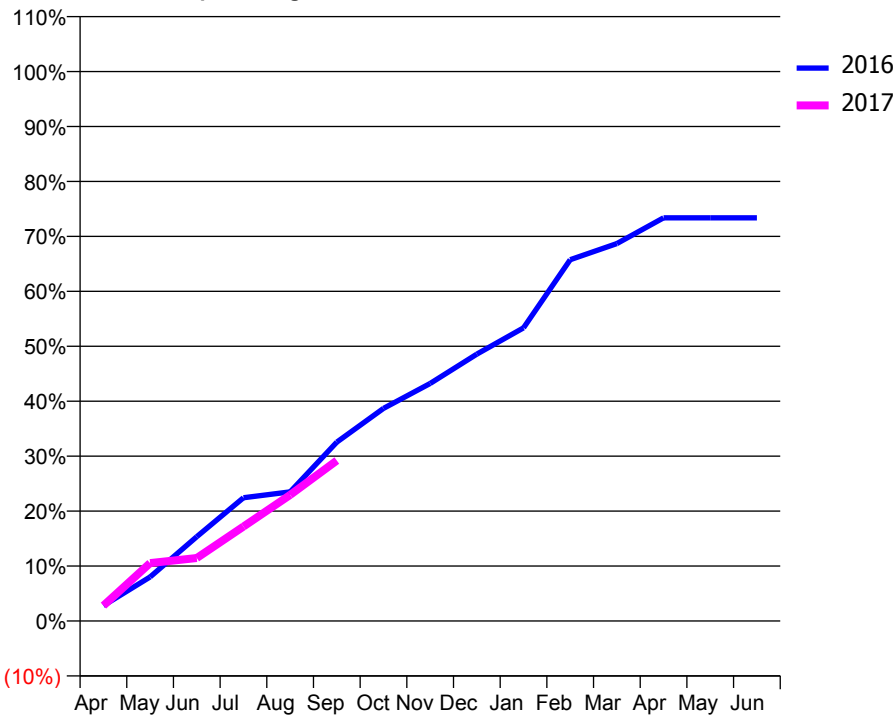
### ACCESS\*

Patients seen in 24 months	Total	Change since previous quarter
Quarter ending September 2015	307	
Quarter ending December 2015	312	→
Quarter ending March 2016	301	↓
Quarter ending June 2016	303	→
Quarter ending September 2016	303	→
<b>Variance since September 2015</b>	<b>(1.3%)</b>	<b>↓</b>



### ACTIVITY

Cumulative percentage of contracted UDA delivered 2016 & 2017



Month	Adjusted Scheduled Activity (UDA)	
	2016	2017
April	21	21
May	60	79
June	115	86
July	168	129
August	176	172
September	244	219
October	290	
November	324	
December	364	
January	400	
February	493	
March	515	
April	550	
May	550	
June	550	

### QUALITY

	Quantity	Base Number	Contract	AT	Region	England
% of FP17s for the same patient ID Re-attending within 3 months - Children	5	154	3.2%	9.8%	11.8%	12.4%
% of FP17s for the same patient ID Re-attending within 3 months - Adults	2	50	4.0%	15.8%	16.6%	16.7%
% of FP17s for the same patient ID Re-attending between 3 & 9 months - Children	106	154	68.8%	59.0%	60.2%	57.4%
% of FP17s for the same patient ID Re-attending between 3 & 9 months - Adults	29	50	58.0%	50.9%	52.0%	50.5%
% of FP17s for Band 1 Urgent Courses	0	179	0.0%	9.5%	9.4%	9.1%
% of FP17s Relating to Free Repair or Replacements	0	179	0.0%	0.6%	0.7%	0.8%
% of FP17s Relating to Continuations	2	179	1.1%	1.1%	1.2%	1.3%
% of Patients satisfied with the dentistry they have received	0	0	N/A	94.8%	93.6%	93.2%
% of Patients satisfied with the time they had to wait for an appointment	0	0	N/A	91.7%	89.1%	89.0%

\* This is based on patients treated on this contract for their most recent course of treatment. Figures in italics indicate the base number of FP17s or Patient Questionnaire responses are less than 100. N/A is shown where the base number of responses is less than 10 during the period. % is calculated as Quantity/Base number\*100

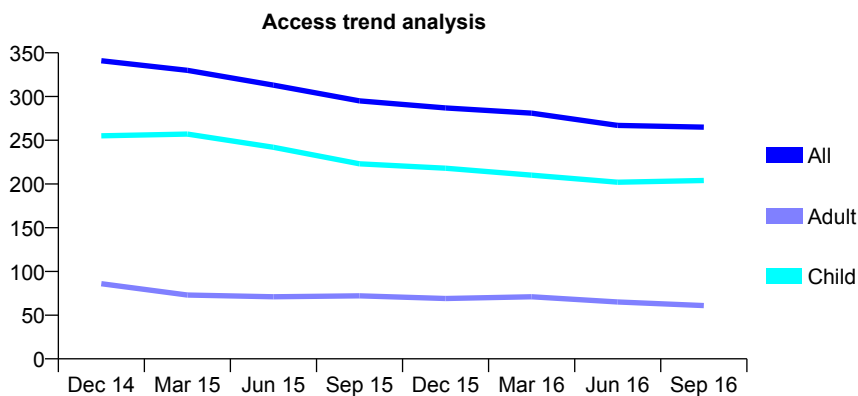
## Q68 - Vital Signs At a Glance Contract Report for 810010/0001 - September 2016

Name or company name	MR RN HARDING
Contract type name	GDS Contract
Purpose of contract	General
Contract start date	01/04/2006
Contract end date	

16/17 Contracted general activity (UDA)	1,000
Carry forward general activity (UDA)	0
16/17 Contracted orthodontic activity (UOA)	0
Carry forward orthodontic activity (UOA)	0
Baseline contract value	£23,397.70

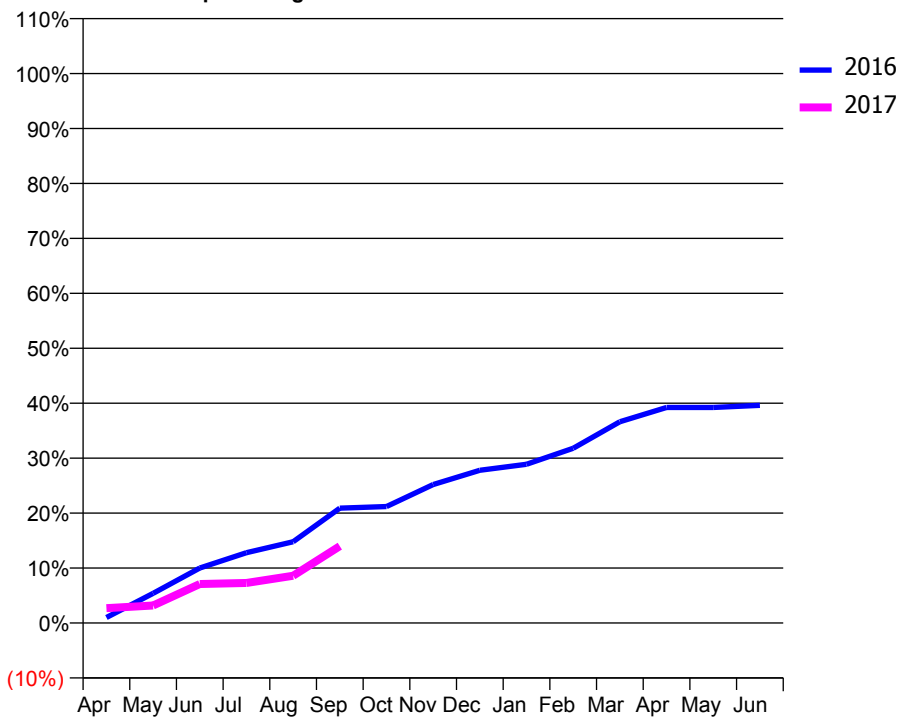
### ACCESS\*

Patients seen in 24 months	Total	Change since previous quarter
Quarter ending September 2015	295	
Quarter ending December 2015	287	↓
Quarter ending March 2016	281	↓
Quarter ending June 2016	267	↓
Quarter ending September 2016	265	→
<b>Variance since September 2015</b>	<b>(10.2%)</b>	<b>↓</b>



### ACTIVITY

Cumulative percentage of contracted UDA delivered 2016 & 2017



Adjusted Scheduled Activity (UDA)

Month	2016	2017
April	10	27
May	54	32
June	100	71
July	128	73
August	148	86
September	209	140
October	212	
November	252	
December	278	
January	289	
February	318	
March	366	
April	392	
May	392	
June	396	

### QUALITY

	Quantity	Base Number	Contract	AT	Region	England
% of FP17s for the same patient ID Re-attending within 3 months - Children	5	119	4.2%	9.8%	11.8%	12.4%
% of FP17s for the same patient ID Re-attending within 3 months - Adults	1	14	7.1%	15.8%	16.6%	16.7%
% of FP17s for the same patient ID Re-attending between 3 & 9 months - Children	60	119	50.4%	59.0%	60.2%	57.4%
% of FP17s for the same patient ID Re-attending between 3 & 9 months - Adults	3	14	21.4%	50.9%	52.0%	50.5%
% of FP17s for Band 1 Urgent Courses	0	111	0.0%	9.5%	9.4%	9.1%
% of FP17s Relating to Free Repair or Replacements	0	111	0.0%	0.6%	0.7%	0.8%
% of FP17s Relating to Continuations	0	111	0.0%	1.1%	1.2%	1.3%
% of Patients satisfied with the dentistry they have received	0	0	N/A	94.8%	93.6%	93.2%
% of Patients satisfied with the time they had to wait for an appointment	0	0	N/A	91.7%	89.1%	89.0%

\* This is based on patients treated on this contract for their most recent course of treatment. Figures in italics indicate the base number of FP17s or Patient Questionnaire responses are less than 100. N/A is shown where the base number of responses is less than 10 during the period. % is calculated as Quantity/Base number\*100

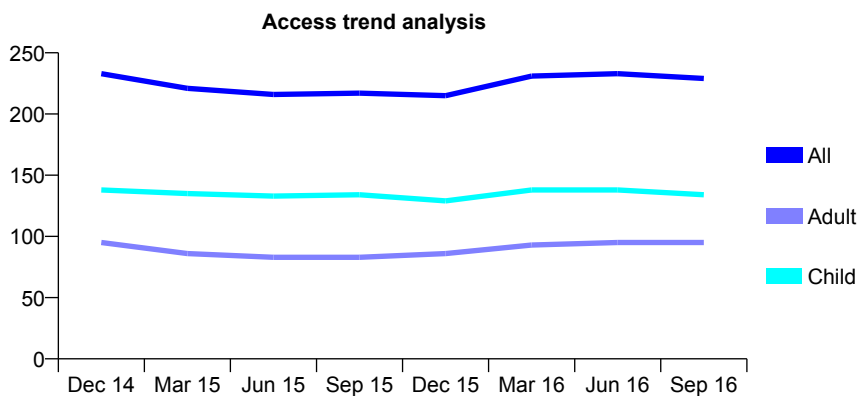
## Q68 - Vital Signs At a Glance Contract Report for 811157/0001 - September 2016

Name or company name	MISS DE ALLEN
Contract type name	GDS Contract
Purpose of contract	General
Contract start date	01/04/2006
Contract end date	

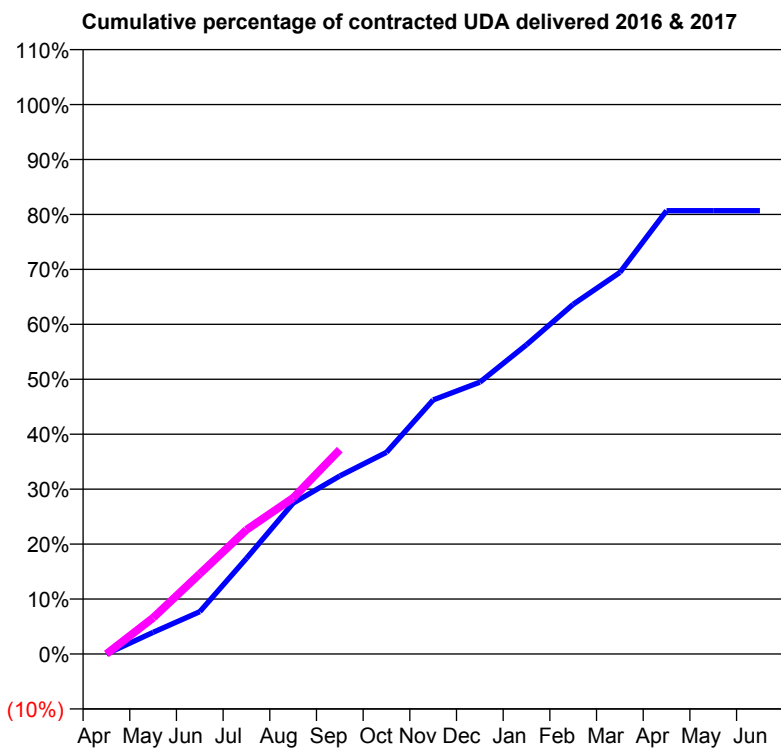
16/17 Contracted general activity (UDA)	500
Carry forward general activity (UDA)	0
16/17 Contracted orthodontic activity (UOA)	0
Carry forward orthodontic activity (UOA)	0
Baseline contract value	£12,668.65

### ACCESS\*

Patients seen in 24 months	Total	Change since previous quarter
Quarter ending September 2015	217	
Quarter ending December 2015	215	→
Quarter ending March 2016	231	↑
Quarter ending June 2016	233	→
Quarter ending September 2016	229	↓
<b>Variance since September 2015</b>	<b>5.5%</b>	<b>↑</b>



### ACTIVITY



Month	Adjusted Scheduled Activity (UDA)	
	2016	2017
April	0	0
May	23	33
June	45	73
July	102	113
August	161	142
September	190	186
October	215	
November	271	
December	290	
January	330	
February	374	
March	408	
April	474	
May	474	
June	474	

### QUALITY

	Quantity	Base Number	Contract	AT	Region	England
% of FP17s for the same patient ID Re-attending within 3 months - Children	4	104	3.8%	9.8%	11.8%	12.4%
% of FP17s for the same patient ID Re-attending within 3 months - Adults	4	41	9.8%	15.8%	16.6%	16.7%
% of FP17s for the same patient ID Re-attending between 3 & 9 months - Children	74	104	71.2%	59.0%	60.2%	57.4%
% of FP17s for the same patient ID Re-attending between 3 & 9 months - Adults	19	41	46.3%	50.9%	52.0%	50.5%
% of FP17s for Band 1 Urgent Courses	0	112	0.0%	9.5%	9.4%	9.1%
% of FP17s Relating to Free Repair or Replacements	0	112	0.0%	0.6%	0.7%	0.8%
% of FP17s Relating to Continuations	0	112	0.0%	1.1%	1.2%	1.3%
% of Patients satisfied with the dentistry they have received	0	0	N/A	94.8%	93.6%	93.2%
% of Patients satisfied with the time they had to wait for an appointment	0	0	N/A	91.7%	89.1%	89.0%

\* This is based on patients treated on this contract for their most recent course of treatment. Figures in italics indicate the base number of FP17s or Patient Questionnaire responses are less than 100. N/A is shown where the base number of responses is less than 10 during the period. % is calculated as Quantity/Base number\*100

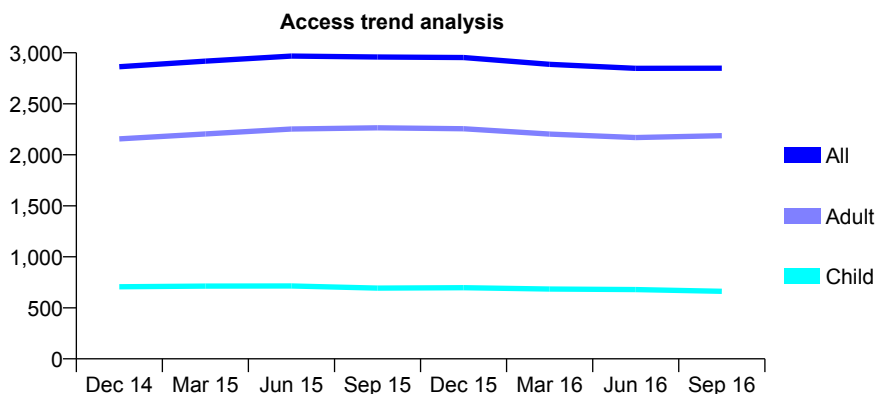
## Q68 - Vital Signs At a Glance Contract Report for 812471/0001 - September 2016

Name or company name	MR ND THORPE-BEESTON
Contract type name	GDS Contract
Purpose of contract	General
Contract start date	01/04/2006
Contract end date	

16/17 Contracted general activity (UDA)	8,238
Carry forward general activity (UDA)	0
16/17 Contracted orthodontic activity (UOA)	0
Carry forward orthodontic activity (UOA)	0
Baseline contract value	£192,473.05

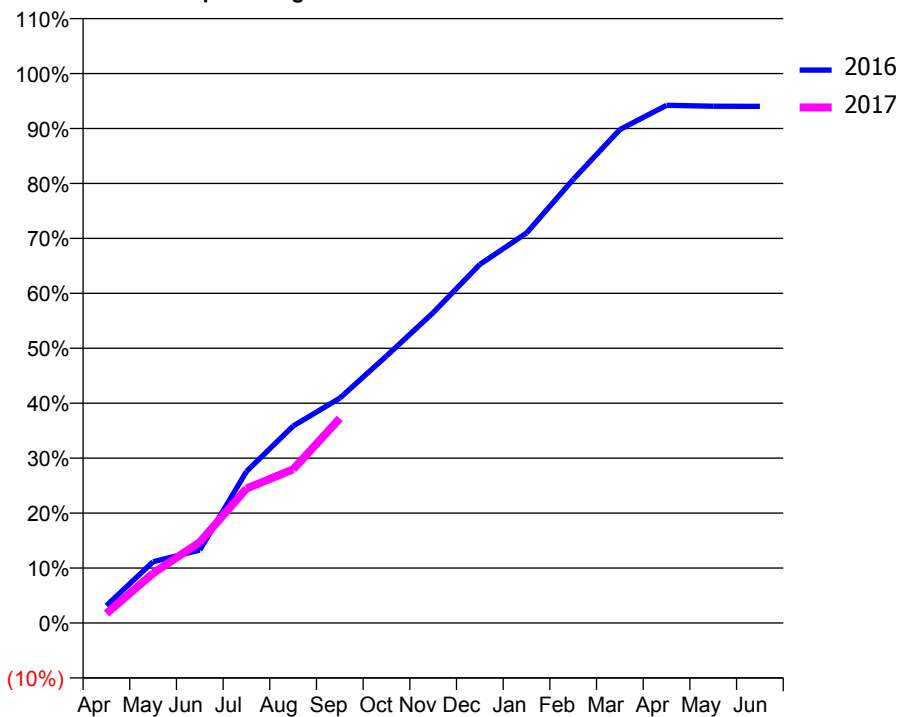
### ACCESS\*

Patients seen in 24 months	Total	Change since previous quarter
Quarter ending September 2015	2,959	
Quarter ending December 2015	2,954	→
Quarter ending March 2016	2,887	↓
Quarter ending June 2016	2,848	↓
Quarter ending September 2016	2,849	→
<b>Variance since September 2015</b>	<b>(3.7%)</b>	<b>↓</b>



### ACTIVITY

Cumulative percentage of contracted UDA delivered 2016 & 2017



Month	Adjusted Scheduled Activity (UDA)	
	2016	2017
April	260	143
May	918	747
June	1,095	1,213
July	2,271	2,015
August	2,954	2,305
September	3,372	3,068
October	4,003	
November	4,653	
December	5,378	
January	5,847	
February	6,649	
March	7,398	
April	7,762	
May	7,748	
June	7,745	

### QUALITY

	Quantity	Base Number	Contract	AT	Region	England
% of FP17s for the same patient ID Re-attending within 3 months - Children	19	375	5.1%	9.8%	11.8%	12.4%
% of FP17s for the same patient ID Re-attending within 3 months - Adults	175	1,253	14.0%	15.8%	16.6%	16.7%
% of FP17s for the same patient ID Re-attending between 3 & 9 months - Children	138	375	36.8%	59.0%	60.2%	57.4%
% of FP17s for the same patient ID Re-attending between 3 & 9 months - Adults	507	1,253	40.5%	50.9%	52.0%	50.5%
% of FP17s for Band 1 Urgent Courses	164	1,467	11.2%	9.5%	9.4%	9.1%
% of FP17s Relating to Free Repair or Replacements	7	1,467	0.5%	0.6%	0.7%	0.8%
% of FP17s Relating to Continuations	11	1,467	0.7%	1.1%	1.2%	1.3%
% of Patients satisfied with the dentistry they have received	3	3	N/A	94.8%	93.6%	93.2%
% of Patients satisfied with the time they had to wait for an appointment	3	3	N/A	91.7%	89.1%	89.0%

\* This is based on patients treated on this contract for their most recent course of treatment. Figures in italics indicate the base number of FP17s or Patient Questionnaire responses are less than 100. N/A is shown where the base number of responses is less than 10 during the period. % is calculated as Quantity/Base number\*100

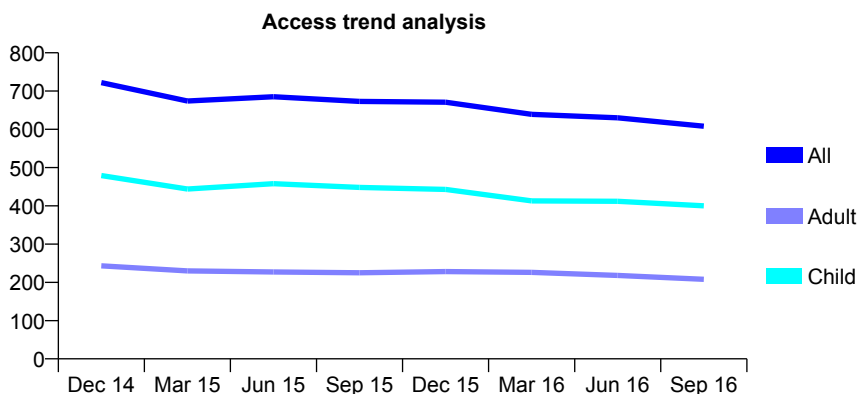
## Q68 - Vital Signs At a Glance Contract Report for 812838/0001 - September 2016

Name or company name	MR HD PHILLIPS
Contract type name	GDS Contract
Purpose of contract	General
Contract start date	01/04/2006
Contract end date	

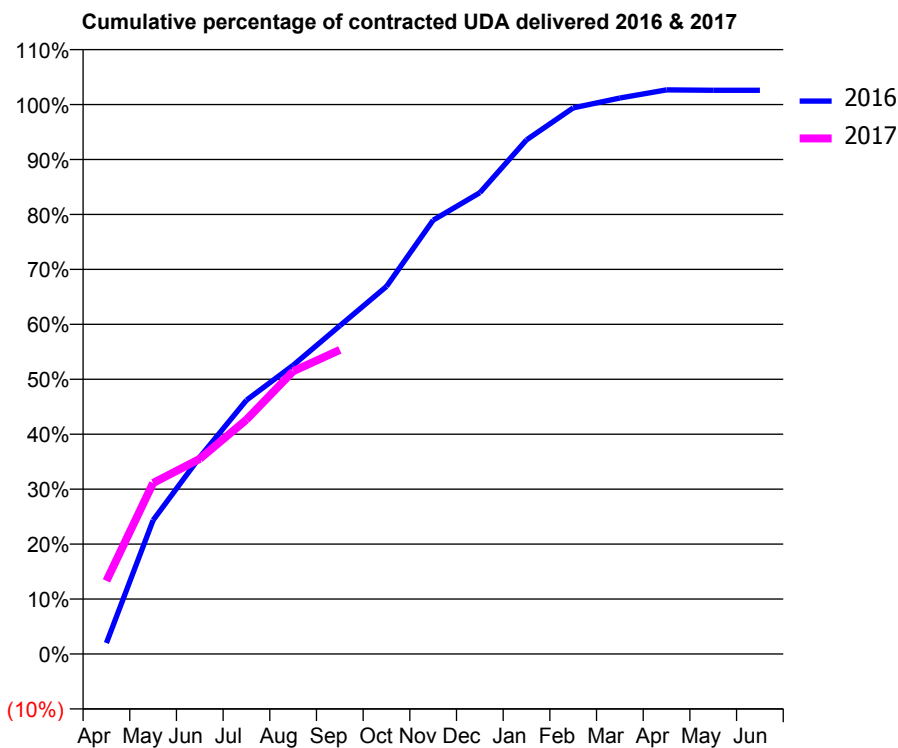
16/17 Contracted general activity (UDA)	1,242
Carry forward general activity (UDA)	-25
16/17 Contracted orthodontic activity (UOA)	0
Carry forward orthodontic activity (UOA)	0
Baseline contract value	£27,599.73

### ACCESS\*

Patients seen in 24 months	Total	Change since previous quarter
Quarter ending September 2015	673	
Quarter ending December 2015	671	→
Quarter ending March 2016	639	↓
Quarter ending June 2016	630	↓
Quarter ending September 2016	608	↓
<b>Variance since September 2015</b>	<b>(9.7%)</b>	<b>↓</b>



### ACTIVITY



Month	Adjusted Scheduled Activity (UDA)	
	2016	2017
April	25	165
May	302	386
June	445	441
July	574	530
August	653	639
September	742	687
October	831	
November	981	
December	1,043	
January	1,162	
February	1,234	
March	1,257	
April	1,275	
May	1,274	
June	1,274	

### QUALITY

	Quantity	Base Number	Contract	AT	Region	England
% of FP17s for the same patient ID Re-attending within 3 months - Children	21	334	6.3%	9.8%	11.8%	12.4%
% of FP17s for the same patient ID Re-attending within 3 months - Adults	15	121	12.4%	15.8%	16.6%	16.7%
% of FP17s for the same patient ID Re-attending between 3 & 9 months - Children	187	334	56.0%	59.0%	60.2%	57.4%
% of FP17s for the same patient ID Re-attending between 3 & 9 months - Adults	66	121	54.5%	50.9%	52.0%	50.5%
% of FP17s for Band 1 Urgent Courses	11	442	2.5%	9.5%	9.4%	9.1%
% of FP17s Relating to Free Repair or Replacements	1	442	0.2%	0.6%	0.7%	0.8%
% of FP17s Relating to Continuations	0	442	0.0%	1.1%	1.2%	1.3%
% of Patients satisfied with the dentistry they have received	0	0	N/A	94.8%	93.6%	93.2%
% of Patients satisfied with the time they had to wait for an appointment	0	0	N/A	91.7%	89.1%	89.0%

\* This is based on patients treated on this contract for their most recent course of treatment. Figures in italics indicate the base number of FP17s or Patient Questionnaire responses are less than 100. N/A is shown where the base number of responses is less than 10 during the period. % is calculated as Quantity/Base number\*100

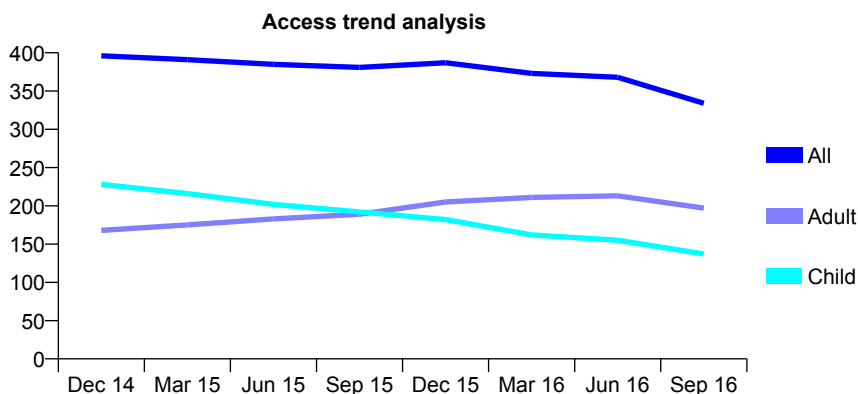
## Q68 - Vital Signs At a Glance Contract Report for 812889/0001 - September 2016

Name or company name	MR D PATTINSON
Contract type name	GDS Contract
Purpose of contract	General
Contract start date	01/04/2006
Contract end date	

16/17 Contracted general activity (UDA)	900
Carry forward general activity (UDA)	0
16/17 Contracted orthodontic activity (UOA)	0
Carry forward orthodontic activity (UOA)	0
Baseline contract value	£20,003.11

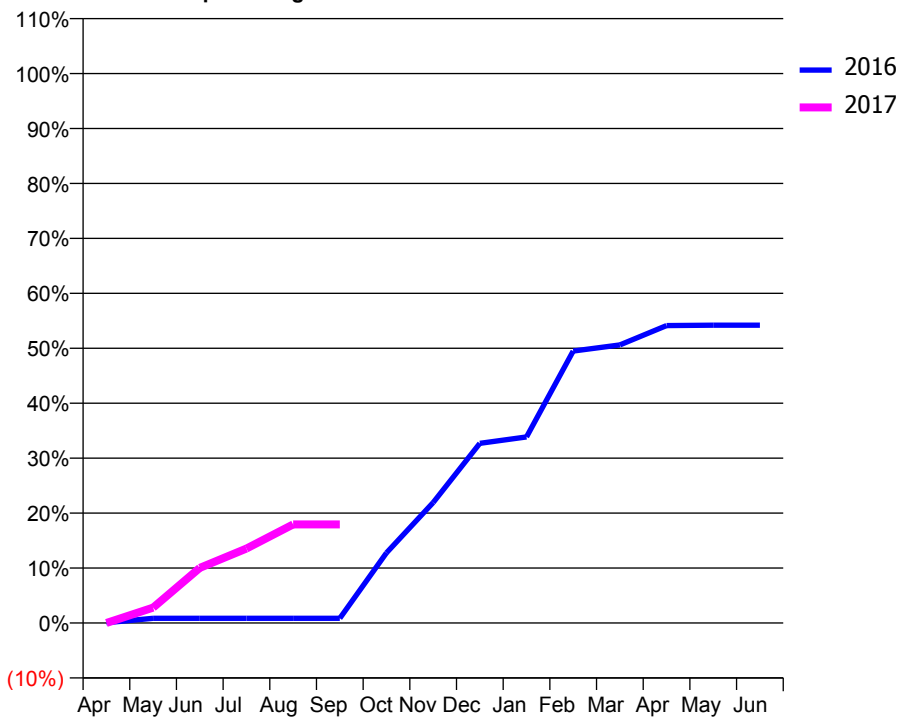
### ACCESS\*

Patients seen in 24 months	Total	Change since previous quarter
Quarter ending September 2015	381	
Quarter ending December 2015	387	→
Quarter ending March 2016	373	↓
Quarter ending June 2016	368	↓
Quarter ending September 2016	334	↓
<b>Variance since September 2015</b>	<b>(12.3%)</b>	<b>↓</b>



### ACTIVITY

Cumulative percentage of contracted UDA delivered 2016 & 2017



Adjusted Scheduled Activity (UDA)

Month	2016	2017
April	1	0
May	12	25
June	12	90
July	12	122
August	12	162
September	12	162
October	179	
November	307	
December	458	
January	474	
February	693	
March	709	
April	758	
May	759	
June	759	

### QUALITY

	Quantity	Base Number	Contract	AT	Region	England
% of FP17s for the same patient ID Re-attending within 3 months - Children	7	77	9.1%	9.8%	11.8%	12.4%
% of FP17s for the same patient ID Re-attending within 3 months - Adults	7	68	10.3%	15.8%	16.6%	16.7%
% of FP17s for the same patient ID Re-attending between 3 & 9 months - Children	40	77	51.9%	59.0%	60.2%	57.4%
% of FP17s for the same patient ID Re-attending between 3 & 9 months - Adults	45	68	66.2%	50.9%	52.0%	50.5%
% of FP17s for Band 1 Urgent Courses	13	109	11.9%	9.5%	9.4%	9.1%
% of FP17s Relating to Free Repair or Replacements	0	109	0.0%	0.6%	0.7%	0.8%
% of FP17s Relating to Continuations	0	109	0.0%	1.1%	1.2%	1.3%
% of Patients satisfied with the dentistry they have received	0	0	N/A	94.8%	93.6%	93.2%
% of Patients satisfied with the time they had to wait for an appointment	0	0	N/A	91.7%	89.1%	89.0%

\* This is based on patients treated on this contract for their most recent course of treatment. Figures in italics indicate the base number of FP17s or Patient Questionnaire responses are less than 100. N/A is shown where the base number of responses is less than 10 during the period. % is calculated as Quantity/Base number\*100

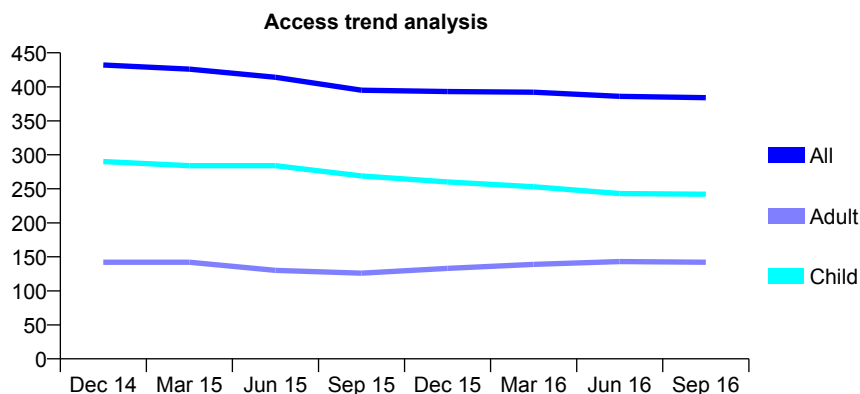
## Q68 - Vital Signs At a Glance Contract Report for 817376/0001 - September 2016

Name or company name	MR JP HYDER
Contract type name	GDS Contract
Purpose of contract	General
Contract start date	01/04/2006
Contract end date	

16/17 Contracted general activity (UDA)	690
Carry forward general activity (UDA)	0
16/17 Contracted orthodontic activity (UOA)	0
Carry forward orthodontic activity (UOA)	0
Baseline contract value	£16,538.57

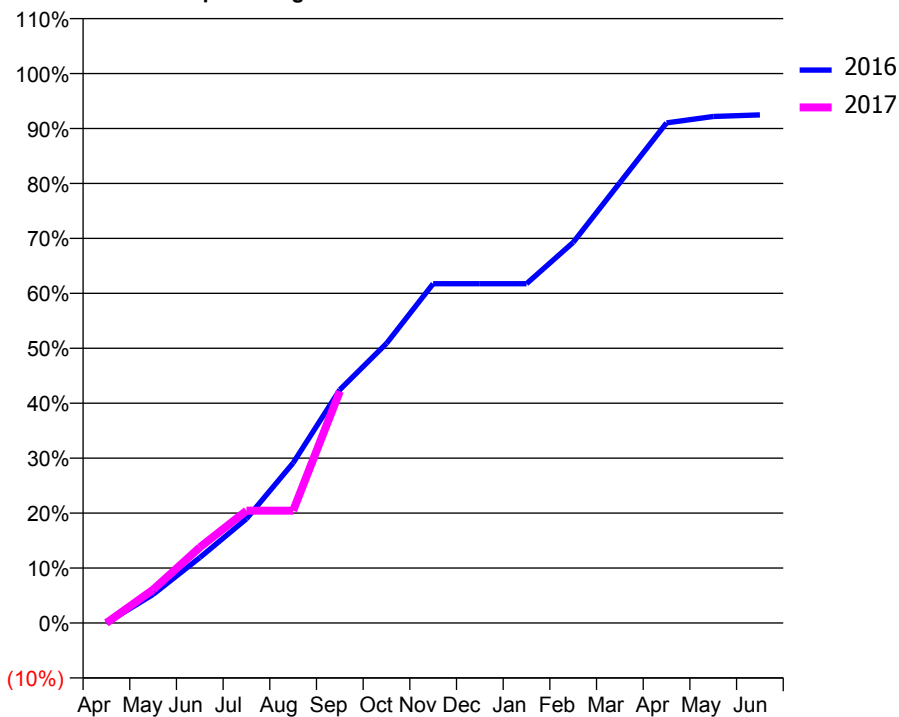
### ACCESS\*

Patients seen in 24 months	Total	Change since previous quarter
Quarter ending September 2015	395	
Quarter ending December 2015	393	→
Quarter ending March 2016	392	→
Quarter ending June 2016	386	↓
Quarter ending September 2016	384	→
<b>Variance since September 2015</b>	<b>(2.8%)</b>	<b>↓</b>



### ACTIVITY

Cumulative percentage of contracted UDA delivered 2016 & 2017



Adjusted Scheduled Activity (UDA)

Month	2016	2017
April	0	0
May	36	42
June	82	95
July	131	141
August	201	141
September	293	291
October	351	
November	426	
December	426	
January	426	
February	478	
March	553	
April	628	
May	636	
June	638	

### QUALITY

	Quantity	Base Number	Contract	AT	Region	England
% of FP17s for the same patient ID Re-attending within 3 months - Children	8	205	3.9%	9.8%	11.8%	12.4%
% of FP17s for the same patient ID Re-attending within 3 months - Adults	7	75	9.3%	15.8%	16.6%	16.7%
% of FP17s for the same patient ID Re-attending between 3 & 9 months - Children	124	205	60.5%	59.0%	60.2%	57.4%
% of FP17s for the same patient ID Re-attending between 3 & 9 months - Adults	43	75	57.3%	50.9%	52.0%	50.5%
% of FP17s for Band 1 Urgent Courses	0	222	0.0%	9.5%	9.4%	9.1%
% of FP17s Relating to Free Repair or Replacements	0	222	0.0%	0.6%	0.7%	0.8%
% of FP17s Relating to Continuations	0	222	0.0%	1.1%	1.2%	1.3%
% of Patients satisfied with the dentistry they have received	0	0	N/A	94.8%	93.6%	93.2%
% of Patients satisfied with the time they had to wait for an appointment	0	0	N/A	91.7%	89.1%	89.0%

\* This is based on patients treated on this contract for their most recent course of treatment. Figures in italics indicate the base number of FP17s or Patient Questionnaire responses are less than 100. N/A is shown where the base number of responses is less than 10 during the period. % is calculated as Quantity/Base number\*100



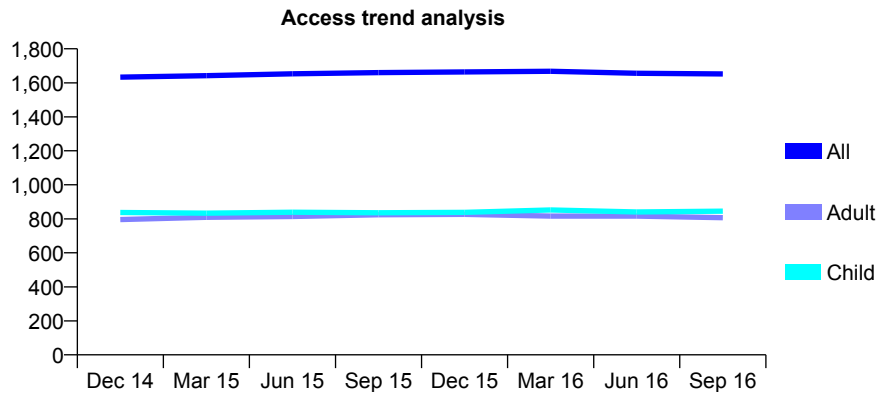
## Q68 - Vital Signs At a Glance Contract Report for 817546/0001 - September 2016

Name or company name	MR JS SANDHU
Contract type name	GDS Contract
Purpose of contract	General
Contract start date	01/04/2006
Contract end date	

16/17 Contracted general activity (UDA)	4,750
Carry forward general activity (UDA)	48
16/17 Contracted orthodontic activity (UOA)	0
Carry forward orthodontic activity (UOA)	0
Baseline contract value	£118,792.58

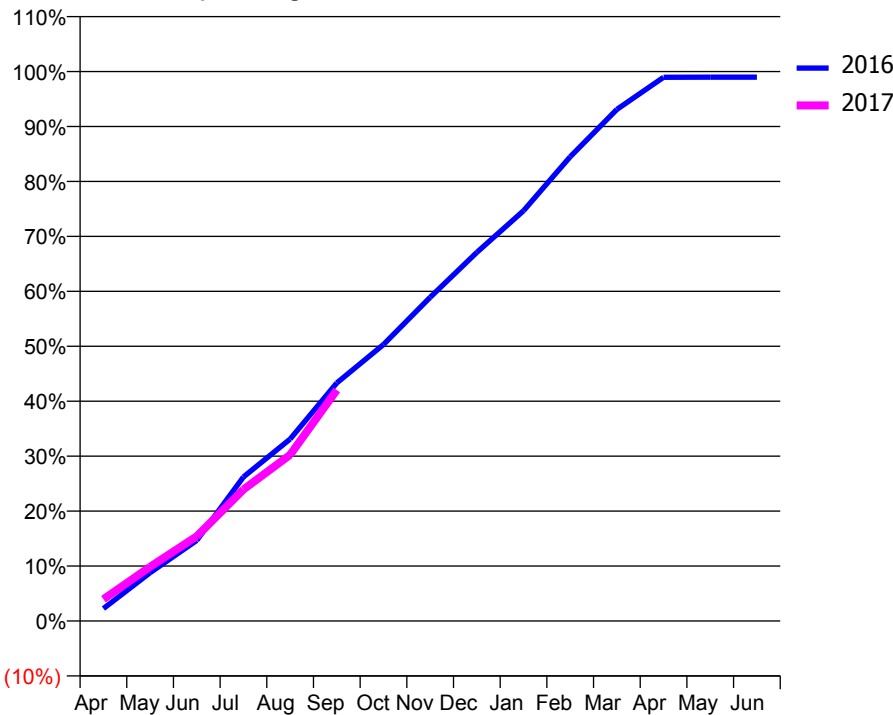
### ACCESS\*

Patients seen in 24 months	Total	Change since previous quarter
Quarter ending September 2015	1,660	
Quarter ending December 2015	1,664	→
Quarter ending March 2016	1,668	→
Quarter ending June 2016	1,656	→
Quarter ending September 2016	1,652	→
<b>Variance since September 2015</b>	<b>(0.5%)</b>	<b>→</b>



### ACTIVITY

Cumulative percentage of contracted UDA delivered 2016 & 2017



Month	Adjusted Scheduled Activity (UDA)	
	2016	2017
April	107	188
May	418	468
June	696	733
July	1,246	1,137
August	1,573	1,436
September	2,058	1,997
October	2,390	
November	2,798	
December	3,186	
January	3,546	
February	4,013	
March	4,422	
April	4,700	
May	4,702	
June	4,702	

### QUALITY

	Quantity	Base Number	Contract	AT	Region	England
% of FP17s for the same patient ID Re-attending within 3 months - Children	55	752	7.3%	9.8%	11.8%	12.4%
% of FP17s for the same patient ID Re-attending within 3 months - Adults	63	605	10.4%	15.8%	16.6%	16.7%
% of FP17s for the same patient ID Re-attending between 3 & 9 months - Children	538	752	71.5%	59.0%	60.2%	57.4%
% of FP17s for the same patient ID Re-attending between 3 & 9 months - Adults	411	605	67.9%	50.9%	52.0%	50.5%
% of FP17s for Band 1 Urgent Courses	32	1,221	2.6%	9.5%	9.4%	9.1%
% of FP17s Relating to Free Repair or Replacements	7	1,221	0.6%	0.6%	0.7%	0.8%
% of FP17s Relating to Continuations	0	1,221	0.0%	1.1%	1.2%	1.3%
% of Patients satisfied with the dentistry they have received	2	2	N/A	94.8%	93.6%	93.2%
% of Patients satisfied with the time they had to wait for an appointment	2	2	N/A	91.7%	89.1%	89.0%

\* This is based on patients treated on this contract for their most recent course of treatment. Figures in italics indicate the base number of FP17s or Patient Questionnaire responses are less than 100. N/A is shown where the base number of responses is less than 10 during the period. % is calculated as Quantity/Base number\*100

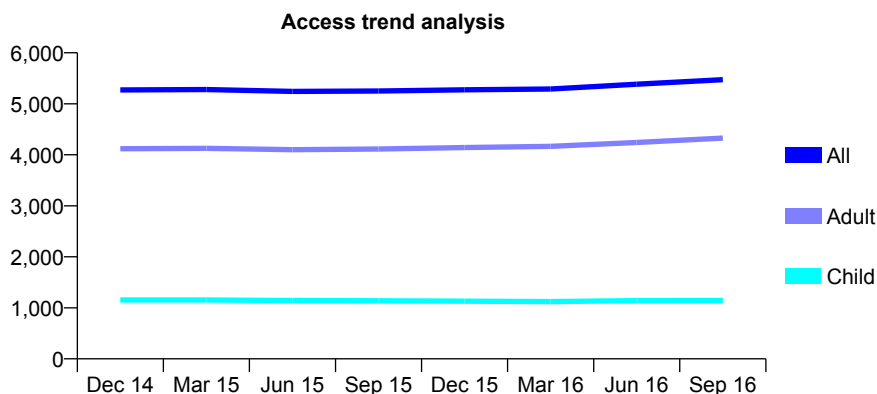
## Q68 - Vital Signs At a Glance Contract Report for 817783/0001 - September 2016

Name or company name	Horton Dental Practice Partnership
Contract type name	GDS Contract
Purpose of contract	General
Contract start date	01/04/2006
Contract end date	

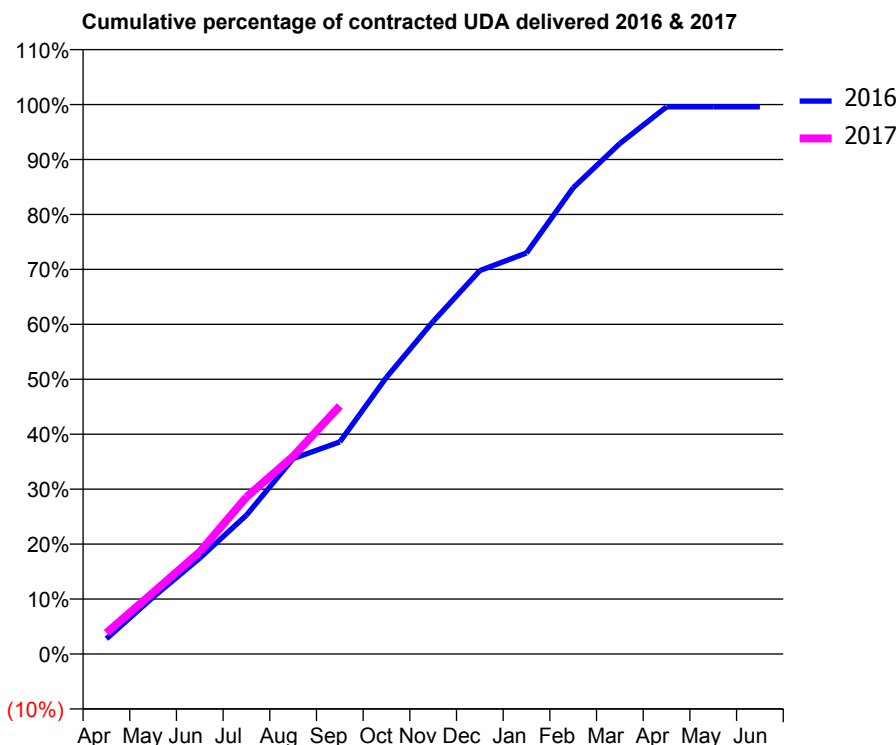
16/17 Contracted general activity (UDA)	19,470
Carry forward general activity (UDA)	84
16/17 Contracted orthodontic activity (UOA)	0
Carry forward orthodontic activity (UOA)	0
Baseline contract value	£572,505.73

### ACCESS\*

Patients seen in 24 months	Total	Change since previous quarter
Quarter ending September 2015	5,252	
Quarter ending December 2015	5,274	→
Quarter ending March 2016	5,290	→
Quarter ending June 2016	5,385	→
Quarter ending September 2016	5,474	→
<b>Variance since September 2015</b>	<b>4.2%</b>	<b>↑</b>



### ACTIVITY



Month	Adjusted Scheduled Activity (UDA)	
	2016	2017
April	539	750
May	2,017	2,179
June	3,399	3,623
July	4,919	5,562
August	6,923	7,005
September	7,515	8,790
October	9,808	
November	11,784	
December	13,588	
January	14,210	
February	16,522	
March	18,091	
April	19,389	
May	19,386	
June	19,386	

### QUALITY

	Quantity	Base Number	Contract	AT	Region	England
% of FP17s for the same patient ID Re-attending within 3 months - Children	70	1,075	6.5%	9.8%	11.8%	12.4%
% of FP17s for the same patient ID Re-attending within 3 months - Adults	636	4,067	15.6%	15.8%	16.6%	16.7%
% of FP17s for the same patient ID Re-attending between 3 & 9 months - Children	751	1,075	69.9%	59.0%	60.2%	57.4%
% of FP17s for the same patient ID Re-attending between 3 & 9 months - Adults	2,737	4,067	67.3%	50.9%	52.0%	50.5%
% of FP17s for Band 1 Urgent Courses	346	4,583	7.5%	9.5%	9.4%	9.1%
% of FP17s Relating to Free Repair or Replacements	26	4,583	0.6%	0.6%	0.7%	0.8%
% of FP17s Relating to Continuations	18	4,583	0.4%	1.1%	1.2%	1.3%
% of Patients satisfied with the dentistry they have received	6	6	N/A	94.8%	93.6%	93.2%
% of Patients satisfied with the time they had to wait for an appointment	6	6	N/A	91.7%	89.1%	89.0%

\* This is based on patients treated on this contract for their most recent course of treatment. Figures in italics indicate the base number of FP17s or Patient Questionnaire responses are less than 100. N/A is shown where the base number of responses is less than 10 during the period. % is calculated as Quantity/Base number\*100

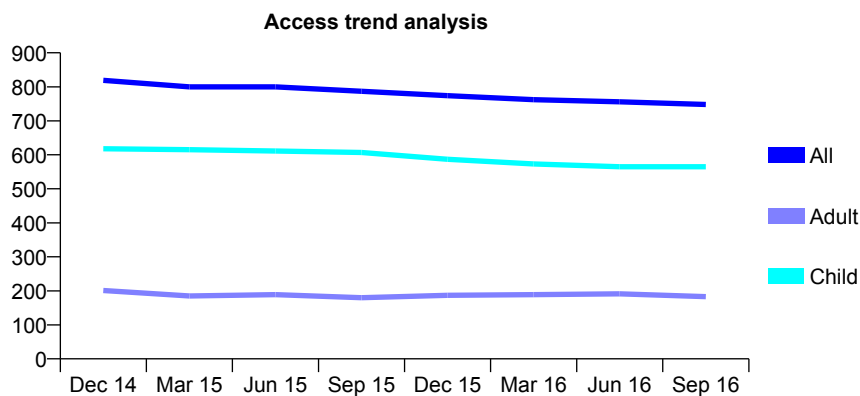
## Q68 - Vital Signs At a Glance Contract Report for 817910/0001 - September 2016

Name or company name	MR GD LOADER
Contract type name	GDS Contract
Purpose of contract	General
Contract start date	01/04/2006
Contract end date	

16/17 Contracted general activity (UDA)	1,520
Carry forward general activity (UDA)	0
16/17 Contracted orthodontic activity (UOA)	0
Carry forward orthodontic activity (UOA)	0
Baseline contract value	£35,016.37

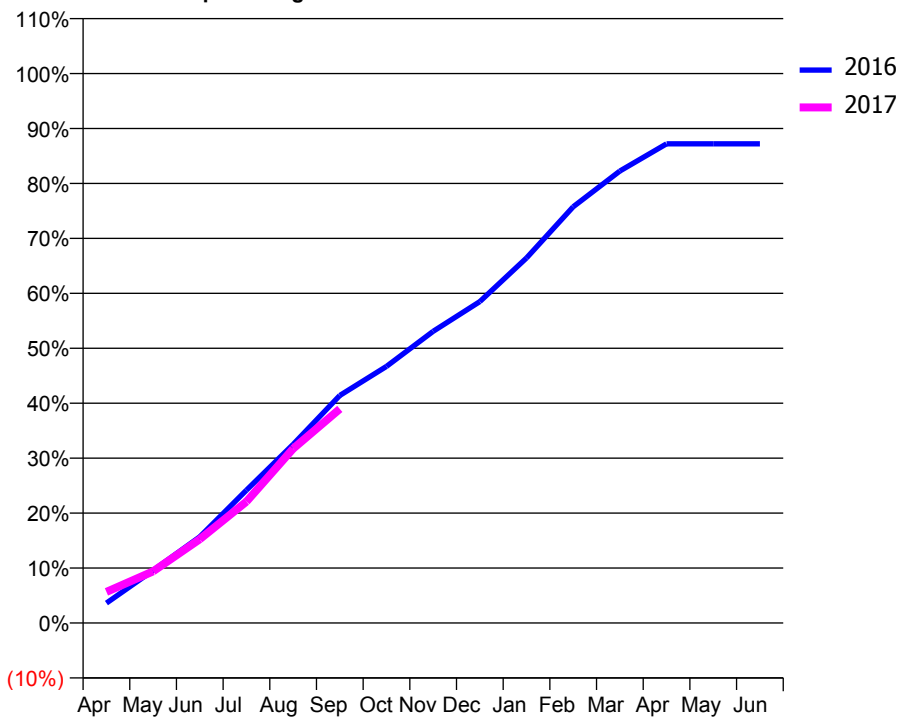
### ACCESS\*

Patients seen in 24 months	Total	Change since previous quarter
Quarter ending September 2015	787	
Quarter ending December 2015	774	↓
Quarter ending March 2016	762	↓
Quarter ending June 2016	756	→
Quarter ending September 2016	748	↓
<b>Variance since September 2015</b>	<b>(5.0%)</b>	<b>↓</b>



### ACTIVITY

Cumulative percentage of contracted UDA delivered 2016 & 2017



Adjusted Scheduled Activity (UDA)

Month	2016	2017
April	55	86
May	145	143
June	238	232
July	367	336
August	494	482
September	630	592
October	710	
November	807	
December	889	
January	1,010	
February	1,151	
March	1,250	
April	1,325	
May	1,325	
June	1,325	

### QUALITY

	Quantity	Base Number	Contract	AT	Region	England
% of FP17s for the same patient ID Re-attending within 3 months - Children	25	460	5.4%	9.8%	11.8%	12.4%
% of FP17s for the same patient ID Re-attending within 3 months - Adults	1	84	1.2%	15.8%	16.6%	16.7%
% of FP17s for the same patient ID Re-attending between 3 & 9 months - Children	301	460	65.4%	59.0%	60.2%	57.4%
% of FP17s for the same patient ID Re-attending between 3 & 9 months - Adults	48	84	57.1%	50.9%	52.0%	50.5%
% of FP17s for Band 1 Urgent Courses	6	489	1.2%	9.5%	9.4%	9.1%
% of FP17s Relating to Free Repair or Replacements	0	489	0.0%	0.6%	0.7%	0.8%
% of FP17s Relating to Continuations	5	489	1.0%	1.1%	1.2%	1.3%
% of Patients satisfied with the dentistry they have received	0	0	N/A	94.8%	93.6%	93.2%
% of Patients satisfied with the time they had to wait for an appointment	0	0	N/A	91.7%	89.1%	89.0%

\* This is based on patients treated on this contract for their most recent course of treatment. Figures in italics indicate the base number of FP17s or Patient Questionnaire responses are less than 100. N/A is shown where the base number of responses is less than 10 during the period. % is calculated as Quantity/Base number\*100

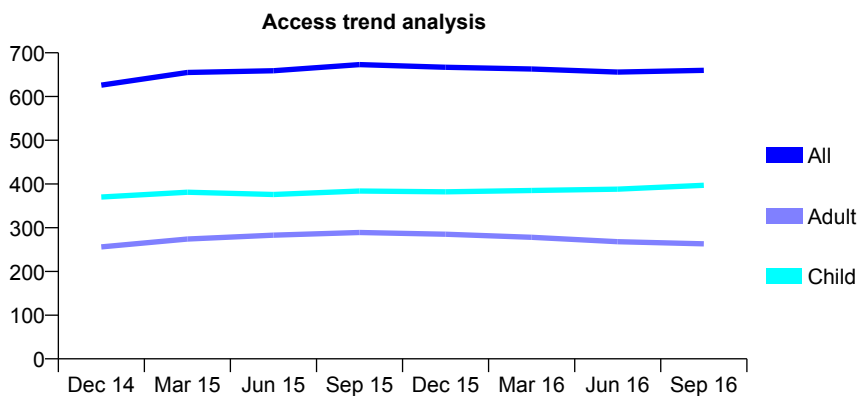
## Q68 - Vital Signs At a Glance Contract Report for 819158/0001 - September 2016

Name or company name	MRS NJ GRAINGE
Contract type name	GDS Contract
Purpose of contract	General
Contract start date	01/04/2006
Contract end date	

16/17 Contracted general activity (UDA)	1,450
Carry forward general activity (UDA)	-15
16/17 Contracted orthodontic activity (UOA)	0
Carry forward orthodontic activity (UOA)	0
Baseline contract value	£29,949.31

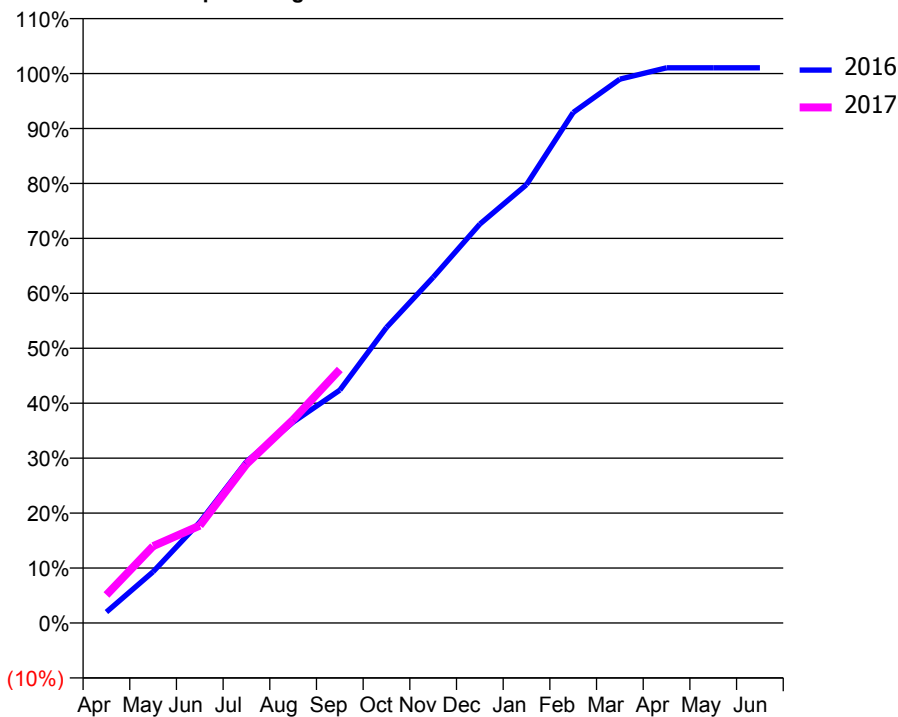
### ACCESS\*

Patients seen in 24 months	Total	Change since previous quarter
Quarter ending September 2015	673	
Quarter ending December 2015	667	→
Quarter ending March 2016	663	→
Quarter ending June 2016	656	↓
Quarter ending September 2016	660	→
<b>Variance since September 2015</b>	<b>(1.9%)</b>	<b>↓</b>



### ACTIVITY

Cumulative percentage of contracted UDA delivered 2016 & 2017



Adjusted Scheduled Activity (UDA)

Month	2016	2017
April	29	74
May	135	203
June	266	257
July	426	419
August	530	537
September	615	669
October	780	
November	912	
December	1,053	
January	1,157	
February	1,347	
March	1,435	
April	1,465	
May	1,465	
June	1,465	

### QUALITY

	Quantity	Base Number	Contract	AT	Region	England
% of FP17s for the same patient ID Re-attending within 3 months - Children	9	315	2.9%	9.8%	11.8%	12.4%
% of FP17s for the same patient ID Re-attending within 3 months - Adults	11	138	8.0%	15.8%	16.6%	16.7%
% of FP17s for the same patient ID Re-attending between 3 & 9 months - Children	217	315	68.9%	59.0%	60.2%	57.4%
% of FP17s for the same patient ID Re-attending between 3 & 9 months - Adults	86	138	62.3%	50.9%	52.0%	50.5%
% of FP17s for Band 1 Urgent Courses	5	435	1.1%	9.5%	9.4%	9.1%
% of FP17s Relating to Free Repair or Replacements	0	435	0.0%	0.6%	0.7%	0.8%
% of FP17s Relating to Continuations	3	435	0.7%	1.1%	1.2%	1.3%
% of Patients satisfied with the dentistry they have received	0	0	N/A	94.8%	93.6%	93.2%
% of Patients satisfied with the time they had to wait for an appointment	0	0	N/A	91.7%	89.1%	89.0%

\* This is based on patients treated on this contract for their most recent course of treatment. Figures in italics indicate the base number of FP17s or Patient Questionnaire responses are less than 100. N/A is shown where the base number of responses is less than 10 during the period. % is calculated as Quantity/Base number\*100

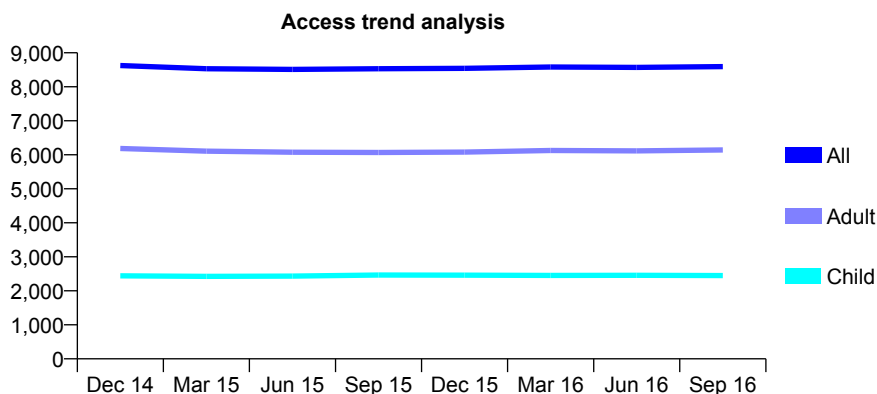
## Q68 - Vital Signs At a Glance Contract Report for 819492/0001 - September 2016

Name or company name	MISS KT TANNA
Contract type name	GDS Contract
Purpose of contract	General
Contract start date	01/04/2006
Contract end date	

16/17 Contracted general activity (UDA)	20,150
Carry forward general activity (UDA)	108
16/17 Contracted orthodontic activity (UOA)	0
Carry forward orthodontic activity (UOA)	0
Baseline contract value	£580,318.14

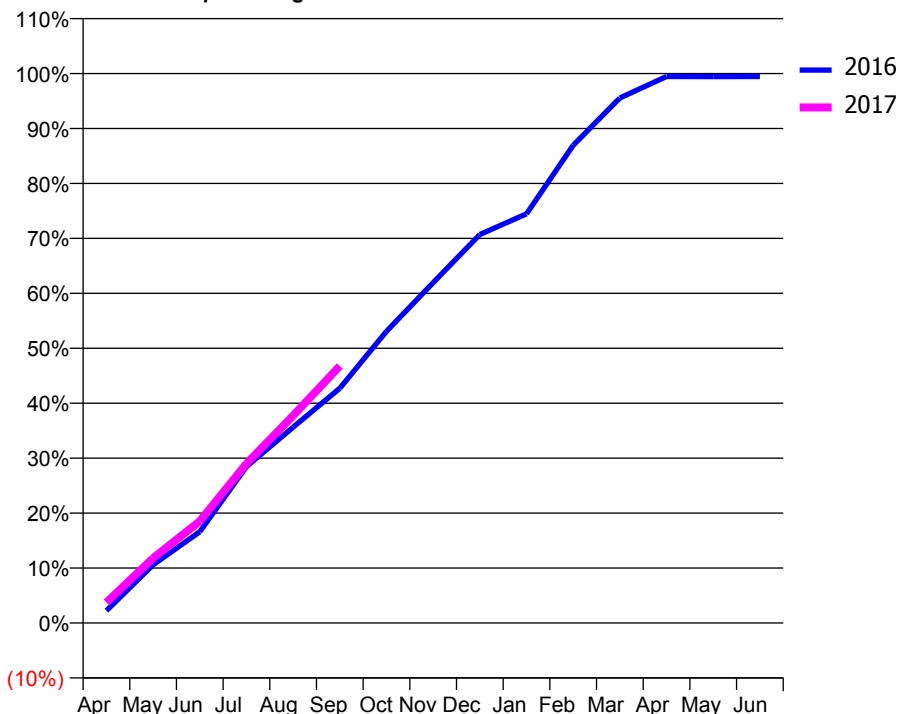
### ACCESS\*

Patients seen in 24 months	Total	Change since previous quarter
Quarter ending September 2015	8,531	
Quarter ending December 2015	8,542	→
Quarter ending March 2016	8,583	→
Quarter ending June 2016	8,572	→
Quarter ending September 2016	8,593	→
<b>Variance since September 2015</b>	<b>0.7%</b>	<b>→</b>



### ACTIVITY

Cumulative percentage of contracted UDA delivered 2016 & 2017



Month	Adjusted Scheduled Activity (UDA)	
	2016	2017
April	453	754
May	2,133	2,379
June	3,345	3,734
July	5,738	5,847
August	7,182	7,606
September	8,610	9,425
October	10,697	
November	12,483	
December	14,248	
January	15,003	
February	17,519	
March	19,252	
April	20,040	
May	20,038	
June	20,042	

### QUALITY

	Quantity	Base Number	Contract	AT	Region	England
% of FP17s for the same patient ID Re-attending within 3 months - Children	103	1,920	5.4%	9.8%	11.8%	12.4%
% of FP17s for the same patient ID Re-attending within 3 months - Adults	572	4,288	13.3%	15.8%	16.6%	16.7%
% of FP17s for the same patient ID Re-attending between 3 & 9 months - Children	1,309	1,920	68.2%	59.0%	60.2%	57.4%
% of FP17s for the same patient ID Re-attending between 3 & 9 months - Adults	2,302	4,288	53.7%	50.9%	52.0%	50.5%
% of FP17s for Band 1 Urgent Courses	617	5,787	10.7%	9.5%	9.4%	9.1%
% of FP17s Relating to Free Repair or Replacements	26	5,787	0.4%	0.6%	0.7%	0.8%
% of FP17s Relating to Continuations	7	5,787	0.1%	1.1%	1.2%	1.3%
% of Patients satisfied with the dentistry they have received	9	9	N/A	94.8%	93.6%	93.2%
% of Patients satisfied with the time they had to wait for an appointment	8	9	N/A	91.7%	89.1%	89.0%

\* This is based on patients treated on this contract for their most recent course of treatment. Figures in italics indicate the base number of FP17s or Patient Questionnaire responses are less than 100. N/A is shown where the base number of responses is less than 10 during the period. % is calculated as Quantity/Base number\*100

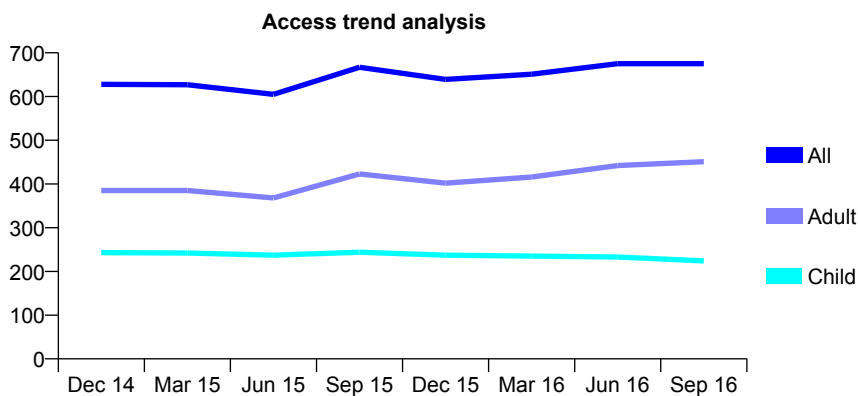
## Q68 - Vital Signs At a Glance Contract Report for 819921/0001 - September 2016

Name or company name	MR R PICKERING
Contract type name	GDS Contract
Purpose of contract	General
Contract start date	01/04/2006
Contract end date	

16/17 Contracted general activity (UDA)	1,000
Carry forward general activity (UDA)	0
16/17 Contracted orthodontic activity (UOA)	0
Carry forward orthodontic activity (UOA)	0
Baseline contract value	£23,216.23

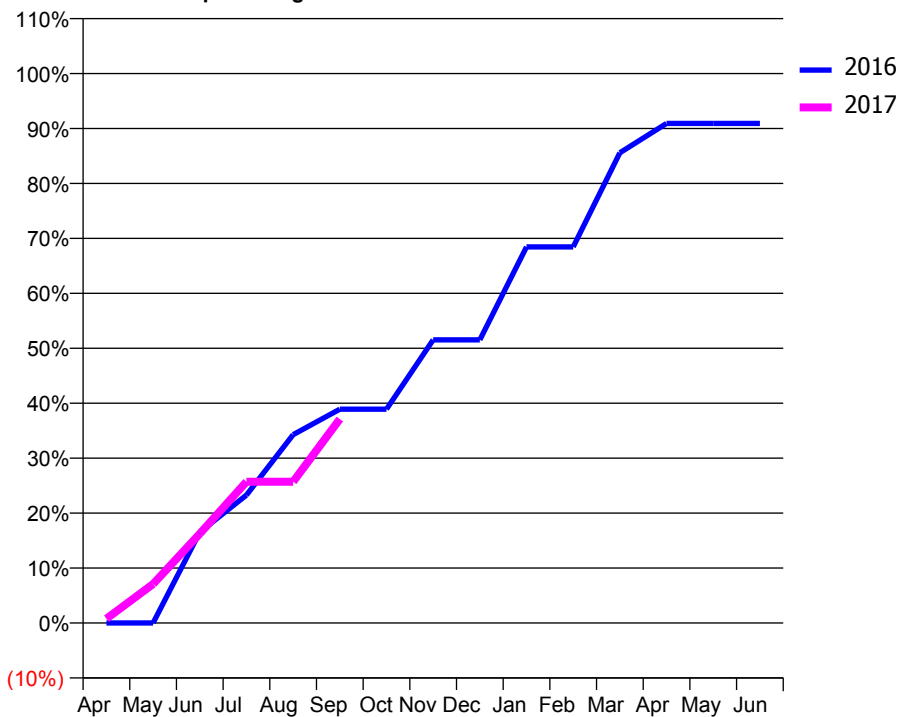
### ACCESS\*

Patients seen in 24 months	Total	Change since previous quarter
Quarter ending September 2015	667	
Quarter ending December 2015	639	↓
Quarter ending March 2016	651	→
Quarter ending June 2016	675	↑
Quarter ending September 2016	675	→
<b>Variance since September 2015</b>	<b>1.2%</b>	<b>→</b>



### ACTIVITY

Cumulative percentage of contracted UDA delivered 2016 & 2017



Adjusted Scheduled Activity (UDA)

Month	2016	2017
April	0	8
May	0	71
June	165	162
July	233	257
August	343	257
September	389	371
October	389	
November	515	
December	515	
January	684	
February	684	
March	856	
April	909	
May	909	
June	909	

### QUALITY

	Quantity	Base Number	Contract	AT	Region	England
% of FP17s for the same patient ID Re-attending within 3 months - Children	9	183	4.9%	9.8%	11.8%	12.4%
% of FP17s for the same patient ID Re-attending within 3 months - Adults	38	326	11.7%	15.8%	16.6%	16.7%
% of FP17s for the same patient ID Re-attending between 3 & 9 months - Children	110	183	60.1%	59.0%	60.2%	57.4%
% of FP17s for the same patient ID Re-attending between 3 & 9 months - Adults	120	326	36.8%	50.9%	52.0%	50.5%
% of FP17s for Band 1 Urgent Courses	16	240	6.7%	9.5%	9.4%	9.1%
% of FP17s Relating to Free Repair or Replacements	0	240	0.0%	0.6%	0.7%	0.8%
% of FP17s Relating to Continuations	1	240	0.4%	1.1%	1.2%	1.3%
% of Patients satisfied with the dentistry they have received	0	0	N/A	94.8%	93.6%	93.2%
% of Patients satisfied with the time they had to wait for an appointment	0	0	N/A	91.7%	89.1%	89.0%

\* This is based on patients treated on this contract for their most recent course of treatment. Figures in italics indicate the base number of FP17s or Patient Questionnaire responses are less than 100. N/A is shown where the base number of responses is less than 10 during the period. % is calculated as Quantity/Base number\*100

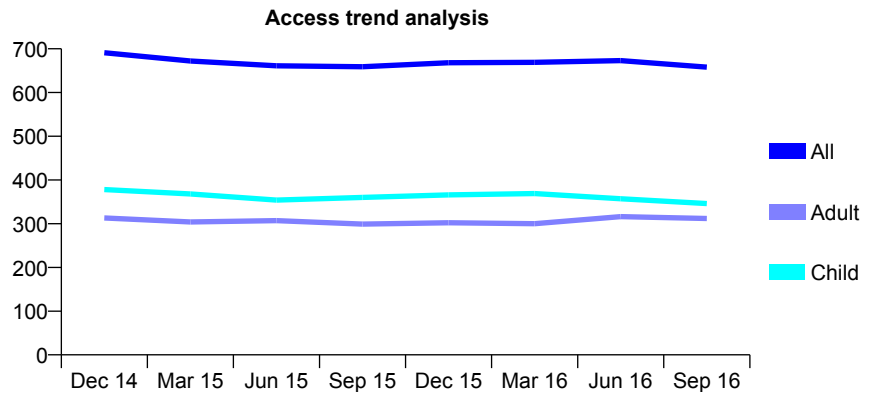
## Q68 - Vital Signs At a Glance Contract Report for 820938/0001 - September 2016

Name or company name	MISS VJ MOON
Contract type name	GDS Contract
Purpose of contract	General
Contract start date	01/04/2006
Contract end date	

16/17 Contracted general activity (UDA)	2,200
Carry forward general activity (UDA)	0
16/17 Contracted orthodontic activity (UOA)	0
Carry forward orthodontic activity (UOA)	0
Baseline contract value	£54,216.47

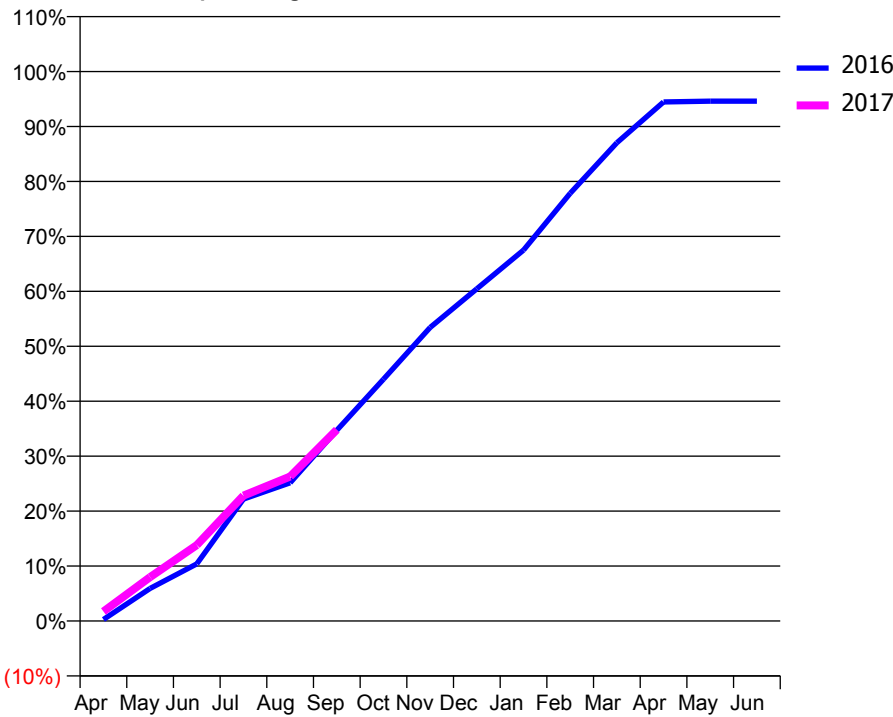
### ACCESS\*

Patients seen in 24 months	Total	Change since previous quarter
Quarter ending September 2015	659	
Quarter ending December 2015	668	→
Quarter ending March 2016	669	→
Quarter ending June 2016	673	→
Quarter ending September 2016	658	↓
<b>Variance since September 2015</b>	<b>(0.2%)</b>	<b>→</b>



### ACTIVITY

Cumulative percentage of contracted UDA delivered 2016 & 2017



Month	Adjusted Scheduled Activity (UDA)	
	2016	2017
April	6	38
May	130	176
June	229	304
July	488	502
August	554	578
September	764	766
October	968	
November	1,175	
December	1,330	
January	1,485	
February	1,712	
March	1,915	
April	2,078	
May	2,081	
June	2,081	

### QUALITY

	Quantity	Base Number	Contract	AT	Region	England
% of FP17s for the same patient ID Re-attending within 3 months - Children	25	312	8.0%	9.8%	11.8%	12.4%
% of FP17s for the same patient ID Re-attending within 3 months - Adults	26	219	11.9%	15.8%	16.6%	16.7%
% of FP17s for the same patient ID Re-attending between 3 & 9 months - Children	218	312	69.9%	59.0%	60.2%	57.4%
% of FP17s for the same patient ID Re-attending between 3 & 9 months - Adults	141	219	64.4%	50.9%	52.0%	50.5%
% of FP17s for Band 1 Urgent Courses	19	440	4.3%	9.5%	9.4%	9.1%
% of FP17s Relating to Free Repair or Replacements	0	440	0.0%	0.6%	0.7%	0.8%
% of FP17s Relating to Continuations	0	440	0.0%	1.1%	1.2%	1.3%
% of Patients satisfied with the dentistry they have received	0	0	N/A	94.8%	93.6%	93.2%
% of Patients satisfied with the time they had to wait for an appointment	0	0	N/A	91.7%	89.1%	89.0%

\* This is based on patients treated on this contract for their most recent course of treatment. Figures in italics indicate the base number of FP17s or Patient Questionnaire responses are less than 100. N/A is shown where the base number of responses is less than 10 during the period. % is calculated as Quantity/Base number\*100



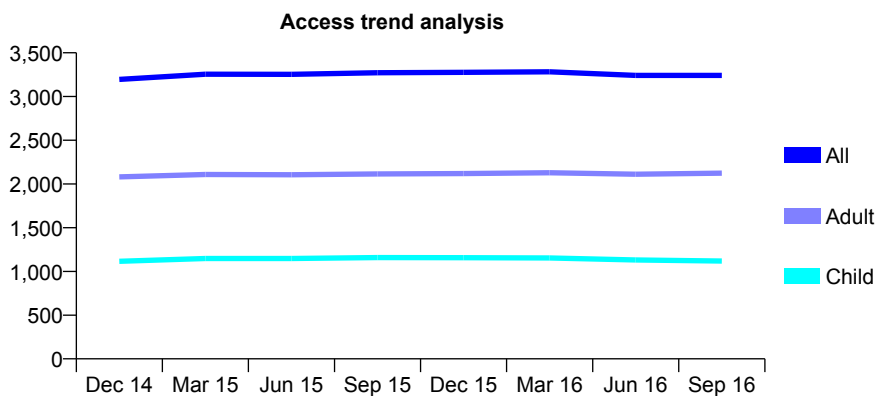
## Q68 - Vital Signs At a Glance Contract Report for 82221/0001 - September 2016

Name or company name	MRS NE VADASZ
Contract type name	GDS Contract
Purpose of contract	General
Contract start date	01/04/2006
Contract end date	

16/17 Contracted general activity (UDA)	9,130
Carry forward general activity (UDA)	31
16/17 Contracted orthodontic activity (UOA)	0
Carry forward orthodontic activity (UOA)	0
Baseline contract value	£237,656.92

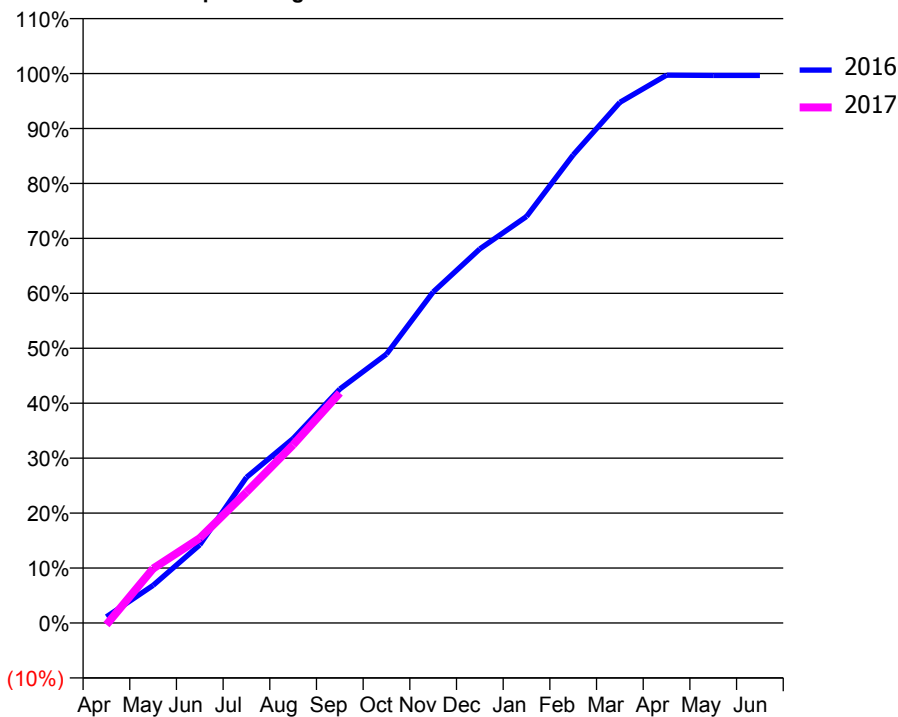
### ACCESS\*

Patients seen in 24 months	Total	Change since previous quarter
Quarter ending September 2015	3,272	
Quarter ending December 2015	3,276	→
Quarter ending March 2016	3,282	→
Quarter ending June 2016	3,242	↓
Quarter ending September 2016	3,241	→
<b>Variance since September 2015</b>	<b>(0.9%)</b>	<b>→</b>



### ACTIVITY

Cumulative percentage of contracted UDA delivered 2016 & 2017



Adjusted Scheduled Activity (UDA)

Month	2016	2017
April	103	-31
May	627	905
June	1,300	1,411
July	2,420	2,175
August	3,065	2,961
September	3,888	3,824
October	4,467	
November	5,501	
December	6,215	
January	6,755	
February	7,778	
March	8,651	
April	9,103	
May	9,099	
June	9,099	

### QUALITY

	Quantity	Base Number	Contract	AT	Region	England
% of FP17s for the same patient ID Re-attending within 3 months - Children	52	956	5.4%	9.8%	11.8%	12.4%
% of FP17s for the same patient ID Re-attending within 3 months - Adults	182	1,381	13.2%	15.8%	16.6%	16.7%
% of FP17s for the same patient ID Re-attending between 3 & 9 months - Children	687	956	71.9%	59.0%	60.2%	57.4%
% of FP17s for the same patient ID Re-attending between 3 & 9 months - Adults	657	1,381	47.6%	50.9%	52.0%	50.5%
% of FP17s for Band 1 Urgent Courses	181	2,140	8.5%	9.5%	9.4%	9.1%
% of FP17s Relating to Free Repair or Replacements	9	2,140	0.4%	0.6%	0.7%	0.8%
% of FP17s Relating to Continuations	11	2,140	0.5%	1.1%	1.2%	1.3%
% of Patients satisfied with the dentistry they have received	2	2	N/A	94.8%	93.6%	93.2%
% of Patients satisfied with the time they had to wait for an appointment	2	2	N/A	91.7%	89.1%	89.0%

\* This is based on patients treated on this contract for their most recent course of treatment. Figures in italics indicate the base number of FP17s or Patient Questionnaire responses are less than 100. N/A is shown where the base number of responses is less than 10 during the period. % is calculated as Quantity/Base number\*100

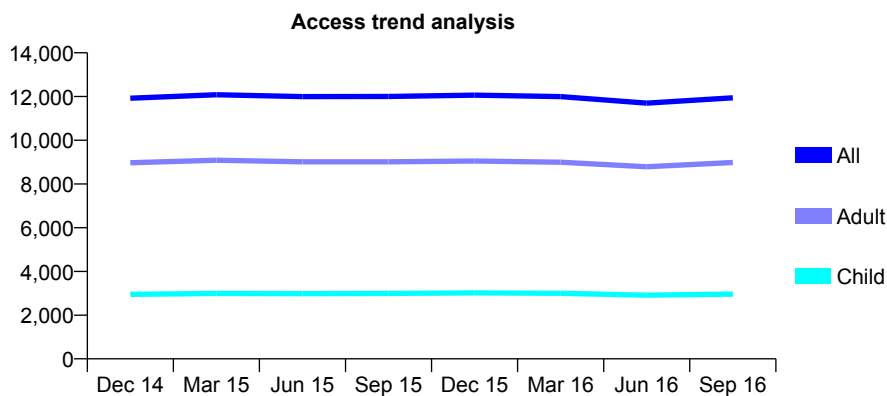
## Q68 - Vital Signs At a Glance Contract Report for 825107/0003 - September 2016

Name or company name	MR S OBERAI
Contract type name	GDS Contract
Purpose of contract	General
Contract start date	01/04/2006
Contract end date	

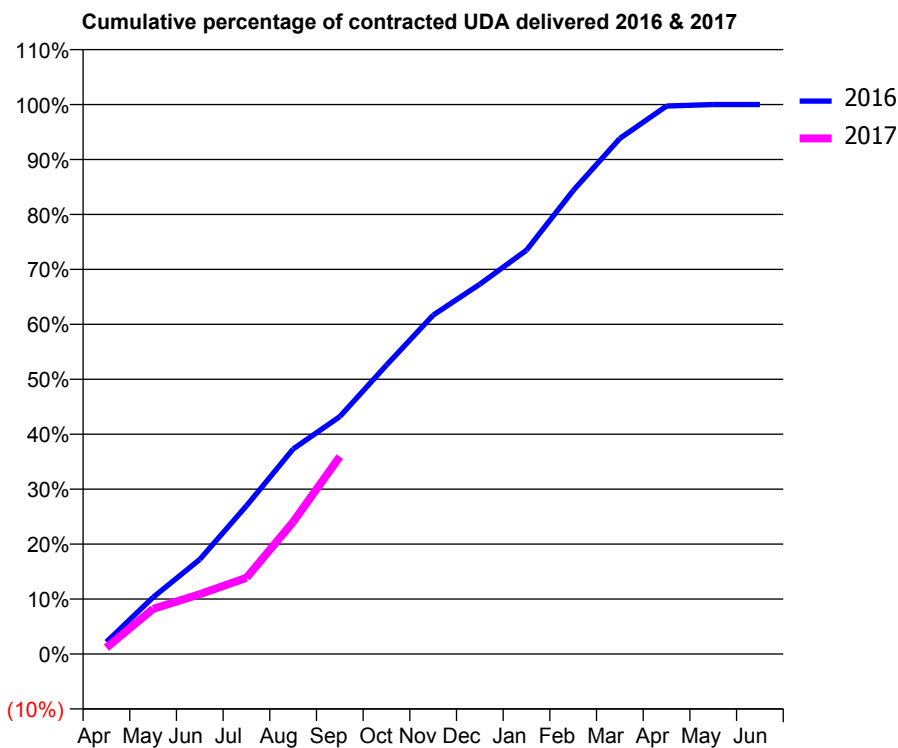
16/17 Contracted general activity (UDA)	33,874
Carry forward general activity (UDA)	0
16/17 Contracted orthodontic activity (UOA)	0
Carry forward orthodontic activity (UOA)	0
Baseline contract value	£878,641.65

### ACCESS\*

Patients seen in 24 months	Total	Change since previous quarter
Quarter ending September 2015	12,003	
Quarter ending December 2015	12,065	→
Quarter ending March 2016	11,994	→
Quarter ending June 2016	11,699	↓
Quarter ending September 2016	11,944	↑
<b>Variance since September 2015</b>	<b>(0.5%)</b>	<b>→</b>



### ACTIVITY



Month	Adjusted Scheduled Activity (UDA)	
	2016	2017
April	740	387
May	3,497	2,784
June	5,830	3,688
July	9,139	4,699
August	12,640	8,144
September	14,637	12,170
October	17,809	
November	20,895	
December	22,799	
January	24,894	
February	28,568	
March	31,784	
April	33,782	
May	33,868	
June	33,874	

### QUALITY

	Quantity	Base Number	Contract	AT	Region	England
% of FP17s for the same patient ID Re-attending within 3 months - Children	88	1,592	5.5%	9.8%	11.8%	12.4%
% of FP17s for the same patient ID Re-attending within 3 months - Adults	444	3,902	11.4%	15.8%	16.6%	16.7%
% of FP17s for the same patient ID Re-attending between 3 & 9 months - Children	649	1,592	40.8%	59.0%	60.2%	57.4%
% of FP17s for the same patient ID Re-attending between 3 & 9 months - Adults	1,157	3,902	29.7%	50.9%	52.0%	50.5%
% of FP17s for Band 1 Urgent Courses	482	4,684	10.3%	9.5%	9.4%	9.1%
% of FP17s Relating to Free Repair or Replacements	8	4,684	0.2%	0.6%	0.7%	0.8%
% of FP17s Relating to Continuations	11	4,684	0.2%	1.1%	1.2%	1.3%
% of Patients satisfied with the dentistry they have received	4	4	N/A	94.8%	93.6%	93.2%
% of Patients satisfied with the time they had to wait for an appointment	4	4	N/A	91.7%	89.1%	89.0%

\* This is based on patients treated on this contract for their most recent course of treatment. Figures in italics indicate the base number of FP17s or Patient Questionnaire responses are less than 100. N/A is shown where the base number of responses is less than 10 during the period. % is calculated as Quantity/Base number\*100

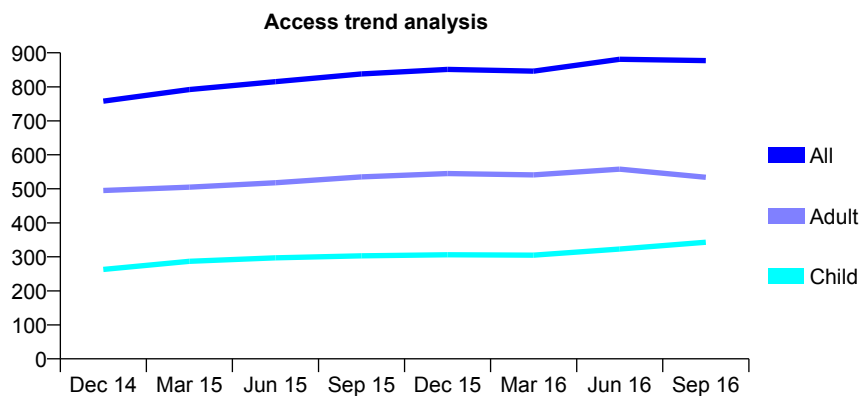
## Q68 - Vital Signs At a Glance Contract Report for 825107/0011 - September 2016

Name or company name	Dr S Oberai and Dr M Al-Zabari
Contract type name	GDS Contract
Purpose of contract	General
Contract start date	01/05/2012
Contract end date	

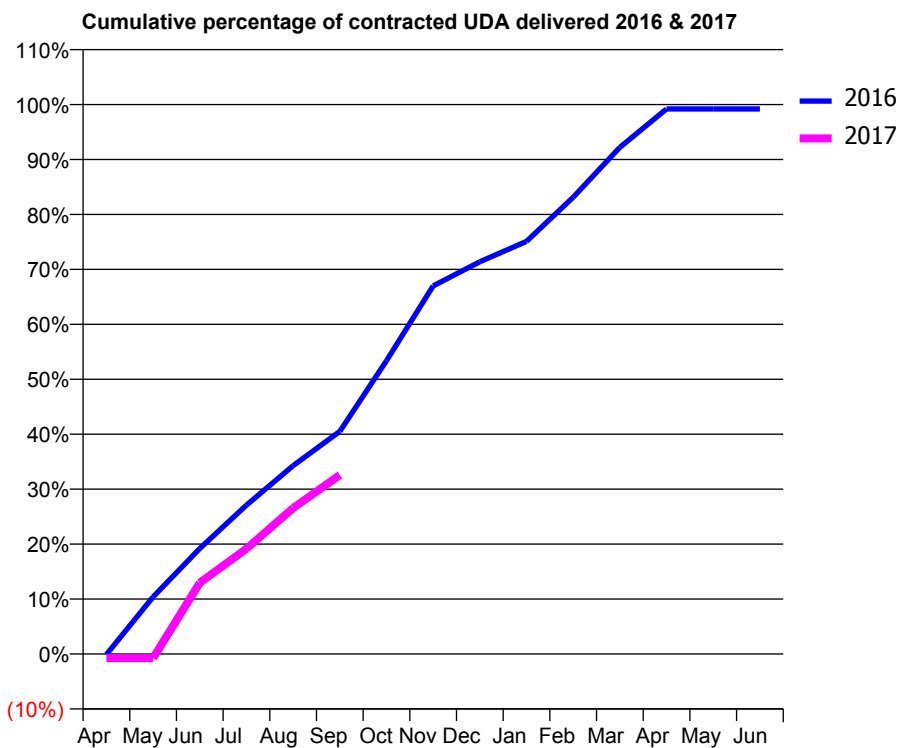
16/17 Contracted general activity (UDA)	1,676
Carry forward general activity (UDA)	13
16/17 Contracted orthodontic activity (UOA)	0
Carry forward orthodontic activity (UOA)	0
Baseline contract value	£39,470.55

### ACCESS\*

Patients seen in 24 months	Total	Change since previous quarter
Quarter ending September 2015	838	
Quarter ending December 2015	851	→
Quarter ending March 2016	846	→
Quarter ending June 2016	881	↑
Quarter ending September 2016	877	→
<b>Variance since September 2015</b>	<b>4.7%</b>	<b>↑</b>



### ACTIVITY



Adjusted Scheduled Activity (UDA)		
Month	2016	2017
April	-2	-13
May	174	-13
June	322	217
July	454	321
August	574	445
September	679	546
October	894	
November	1,123	
December	1,196	
January	1,258	
February	1,393	
March	1,545	
April	1,663	
May	1,663	
June	1,663	

### QUALITY

	Quantity	Base Number	Contract	AT	Region	England
% of FP17s for the same patient ID Re-attending within 3 months - Children	8	193	4.1%	9.8%	11.8%	12.4%
% of FP17s for the same patient ID Re-attending within 3 months - Adults	9	117	7.7%	15.8%	16.6%	16.7%
% of FP17s for the same patient ID Re-attending between 3 & 9 months - Children	82	193	42.5%	59.0%	60.2%	57.4%
% of FP17s for the same patient ID Re-attending between 3 & 9 months - Adults	34	117	29.1%	50.9%	52.0%	50.5%
% of FP17s for Band 1 Urgent Courses	1	260	0.4%	9.5%	9.4%	9.1%
% of FP17s Relating to Free Repair or Replacements	0	260	0.0%	0.6%	0.7%	0.8%
% of FP17s Relating to Continuations	1	260	0.4%	1.1%	1.2%	1.3%
% of Patients satisfied with the dentistry they have received	0	0	N/A	94.8%	93.6%	93.2%
% of Patients satisfied with the time they had to wait for an appointment	0	0	N/A	91.7%	89.1%	89.0%

\* This is based on patients treated on this contract for their most recent course of treatment. Figures in italics indicate the base number of FP17s or Patient Questionnaire responses are less than 100. N/A is shown where the base number of responses is less than 10 during the period. % is calculated as Quantity/Base number\*100

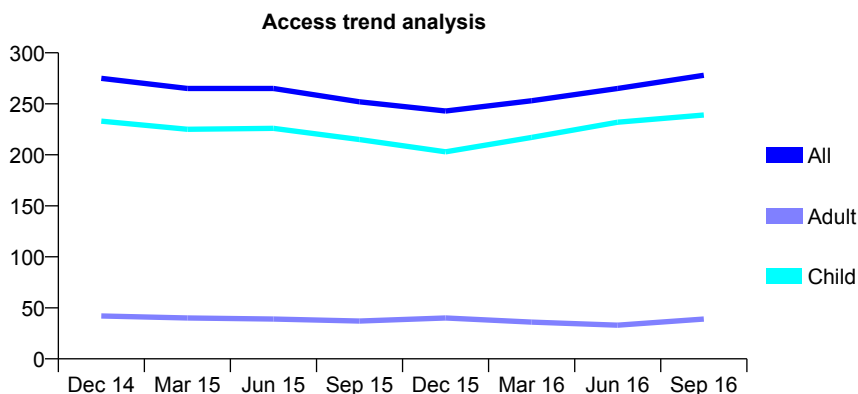
## Q68 - Vital Signs At a Glance Contract Report for 829196/0001 - September 2016

Name or company name	DR JA JULLIEN
Contract type name	GDS Contract
Purpose of contract	General
Contract start date	01/04/2006
Contract end date	

16/17 Contracted general activity (UDA)	450
Carry forward general activity (UDA)	0
16/17 Contracted orthodontic activity (UOA)	0
Carry forward orthodontic activity (UOA)	0
Baseline contract value	£10,001.55

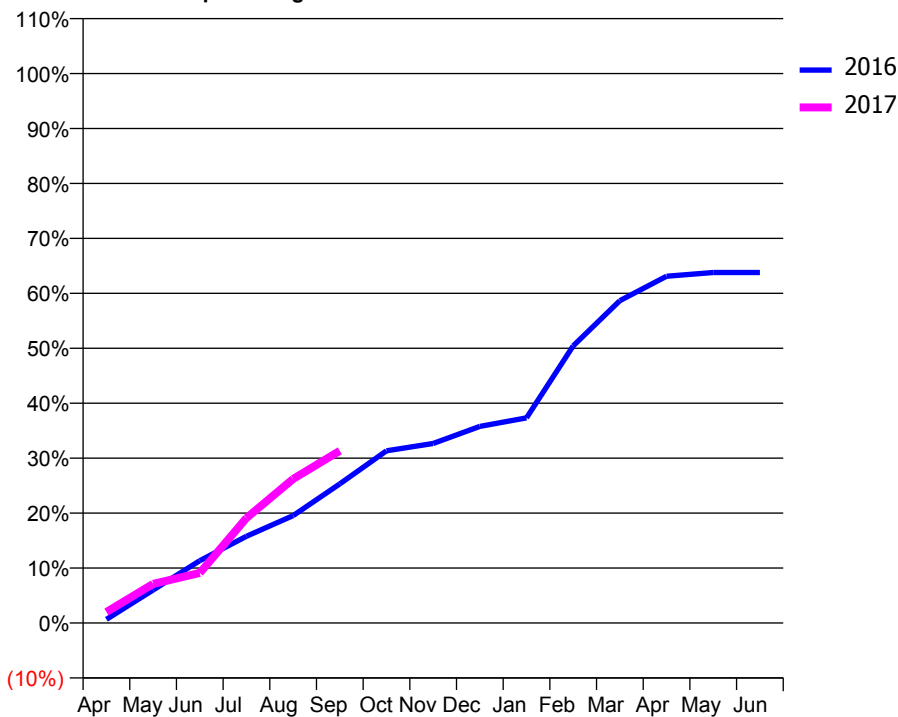
### ACCESS\*

Patients seen in 24 months	Total	Change since previous quarter
Quarter ending September 2015	252	
Quarter ending December 2015	243	↓
Quarter ending March 2016	253	↑
Quarter ending June 2016	265	↑
Quarter ending September 2016	278	↑
<b>Variance since September 2015</b>	<b>10.3%</b>	<b>↑</b>



### ACTIVITY

Cumulative percentage of contracted UDA delivered 2016 & 2017



Month	Adjusted Scheduled Activity (UDA)	
	2016	2017
April	3	9
May	27	32
June	51	41
July	71	86
August	88	118
September	114	141
October	141	
November	147	
December	161	
January	168	
February	227	
March	264	
April	284	
May	287	
June	287	

### QUALITY

	Quantity	Base Number	Contract	AT	Region	England
% of FP17s for the same patient ID Re-attending within 3 months - Children	0	129	0.0%	9.8%	11.8%	12.4%
% of FP17s for the same patient ID Re-attending within 3 months - Adults	0	3	0.0%	15.8%	16.6%	16.7%
% of FP17s for the same patient ID Re-attending between 3 & 9 months - Children	41	129	31.8%	59.0%	60.2%	57.4%
% of FP17s for the same patient ID Re-attending between 3 & 9 months - Adults	2	3	66.7%	50.9%	52.0%	50.5%
% of FP17s for Band 1 Urgent Courses	0	113	0.0%	9.5%	9.4%	9.1%
% of FP17s Relating to Free Repair or Replacements	0	113	0.0%	0.6%	0.7%	0.8%
% of FP17s Relating to Continuations	0	113	0.0%	1.1%	1.2%	1.3%
% of Patients satisfied with the dentistry they have received	0	0	N/A	94.8%	93.6%	93.2%
% of Patients satisfied with the time they had to wait for an appointment	0	0	N/A	91.7%	89.1%	89.0%

\* This is based on patients treated on this contract for their most recent course of treatment. Figures in italics indicate the base number of FP17s or Patient Questionnaire responses are less than 100. N/A is shown where the base number of responses is less than 10 during the period. % is calculated as Quantity/Base number\*100

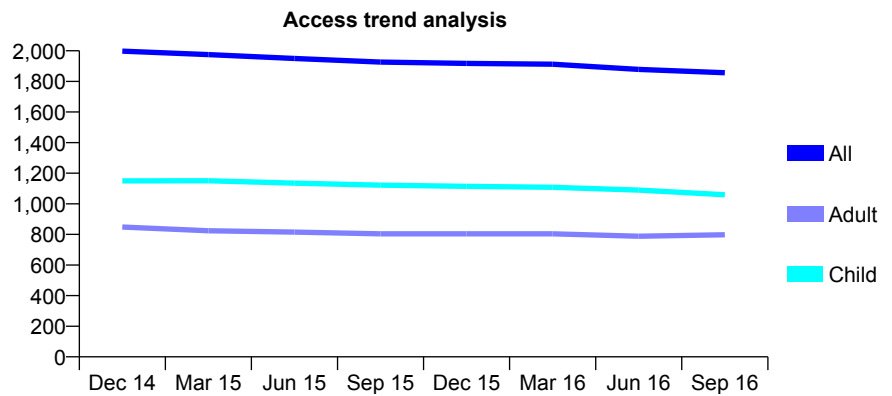
## Q68 - Vital Signs At a Glance Contract Report for 831514/0002 - September 2016

Name or company name	MR NC GREEN
Contract type name	GDS Contract
Purpose of contract	General
Contract start date	01/04/2006
Contract end date	

16/17 Contracted general activity (UDA)	4,500
Carry forward general activity (UDA)	0
16/17 Contracted orthodontic activity (UOA)	0
Carry forward orthodontic activity (UOA)	0
Baseline contract value	£106,173.44

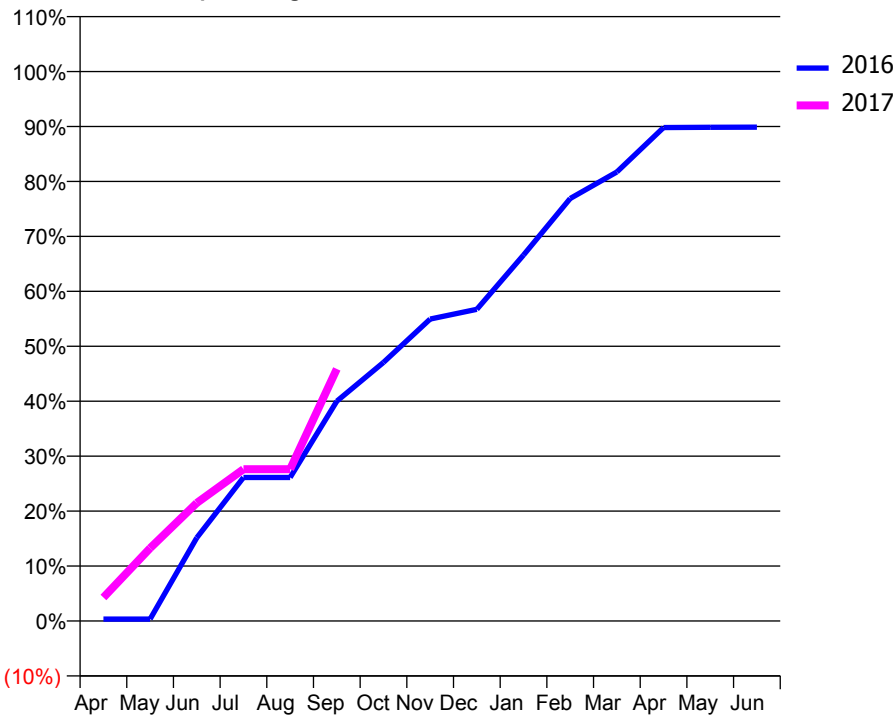
### ACCESS\*

Patients seen in 24 months	Total	Change since previous quarter
Quarter ending September 2015	1,926	
Quarter ending December 2015	1,918	→
Quarter ending March 2016	1,912	→
Quarter ending June 2016	1,878	↓
Quarter ending September 2016	1,857	↓
<b>Variance since September 2015</b>	<b>(3.6%)</b>	<b>↓</b>



### ACTIVITY

Cumulative percentage of contracted UDA delivered 2016 & 2017



Month	Adjusted Scheduled Activity (UDA)	
	2016	2017
April	18	192
May	18	597
June	758	967
July	1,306	1,243
August	1,306	1,243
September	2,000	2,064
October	2,354	
November	2,748	
December	2,836	
January	3,330	
February	3,845	
March	4,086	
April	4,490	
May	4,493	
June	4,494	

### QUALITY

	Quantity	Base Number	Contract	AT	Region	England
% of FP17s for the same patient ID Re-attending within 3 months - Children	48	939	5.1%	9.8%	11.8%	12.4%
% of FP17s for the same patient ID Re-attending within 3 months - Adults	87	648	13.4%	15.8%	16.6%	16.7%
% of FP17s for the same patient ID Re-attending between 3 & 9 months - Children	620	939	66.0%	59.0%	60.2%	57.4%
% of FP17s for the same patient ID Re-attending between 3 & 9 months - Adults	402	648	62.0%	50.9%	52.0%	50.5%
% of FP17s for Band 1 Urgent Courses	16	1,319	1.2%	9.5%	9.4%	9.1%
% of FP17s Relating to Free Repair or Replacements	1	1,319	0.1%	0.6%	0.7%	0.8%
% of FP17s Relating to Continuations	3	1,319	0.2%	1.1%	1.2%	1.3%
% of Patients satisfied with the dentistry they have received	0	0	N/A	94.8%	93.6%	93.2%
% of Patients satisfied with the time they had to wait for an appointment	0	0	N/A	91.7%	89.1%	89.0%

\* This is based on patients treated on this contract for their most recent course of treatment. Figures in italics indicate the base number of FP17s or Patient Questionnaire responses are less than 100. N/A is shown where the base number of responses is less than 10 during the period. % is calculated as Quantity/Base number\*100

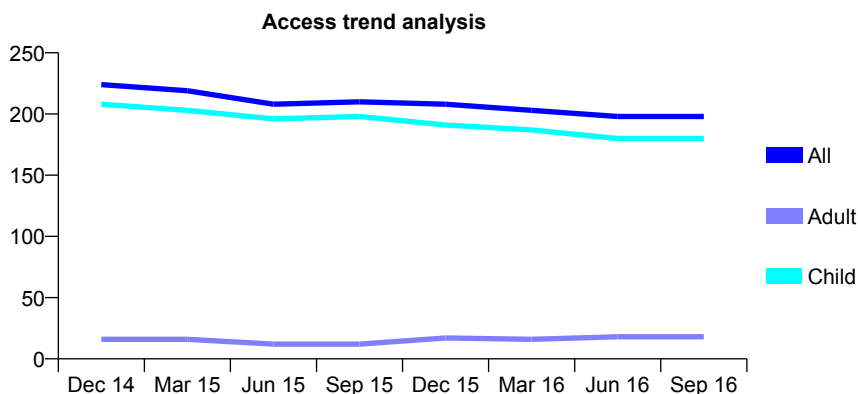
## Q68 - Vital Signs At a Glance Contract Report for 833215/0001 - September 2016

Name or company name	MRS A SIMPKINS
Contract type name	GDS Contract
Purpose of contract	General
Contract start date	01/04/2006
Contract end date	

16/17 Contracted general activity (UDA)	325
Carry forward general activity (UDA)	5
16/17 Contracted orthodontic activity (UOA)	0
Carry forward orthodontic activity (UOA)	0
Baseline contract value	£9,251.34

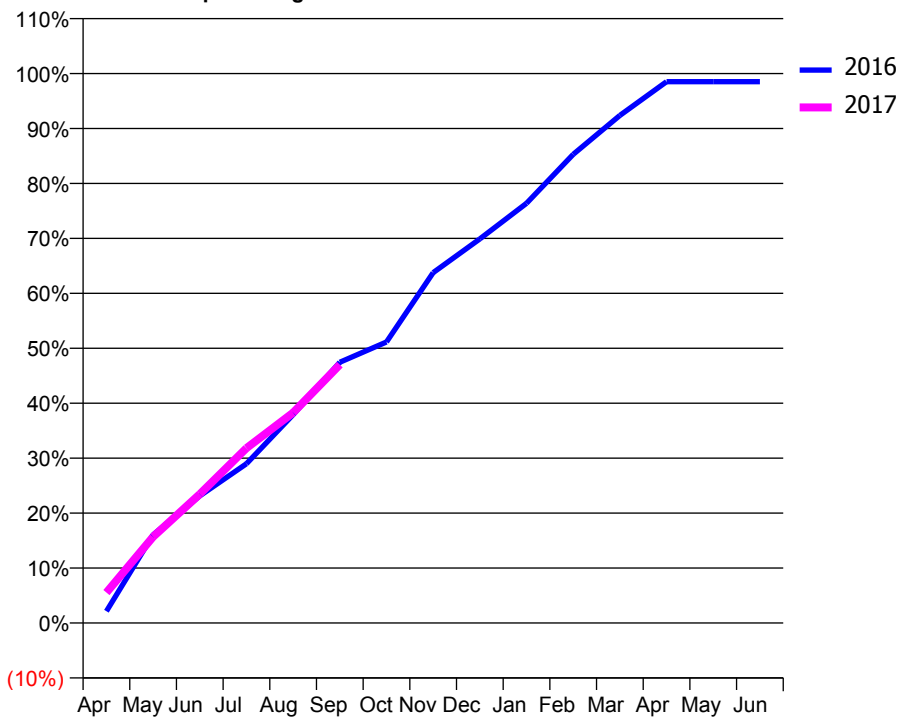
### ACCESS\*

Patients seen in 24 months	Total	Change since previous quarter
Quarter ending September 2015	210	
Quarter ending December 2015	208	→
Quarter ending March 2016	203	↓
Quarter ending June 2016	198	↓
Quarter ending September 2016	198	→
<b>Variance since September 2015</b>	<b>(5.7%)</b>	<b>↓</b>



### ACTIVITY

Cumulative percentage of contracted UDA delivered 2016 & 2017



Adjusted Scheduled Activity (UDA)

Month	2016	2017
April	7	18
May	52	51
June	75	76
July	94	103
August	123	124
September	154	153
October	166	
November	207	
December	227	
January	248	
February	277	
March	300	
April	320	
May	320	
June	320	

### QUALITY

	Quantity	Base Number	Contract	AT	Region	England
% of FP17s for the same patient ID Re-attending within 3 months - Children	4	125	3.2%	9.8%	11.8%	12.4%
% of FP17s for the same patient ID Re-attending within 3 months - Adults	0	6	0.0%	15.8%	16.6%	16.7%
% of FP17s for the same patient ID Re-attending between 3 & 9 months - Children	64	125	51.2%	59.0%	60.2%	57.4%
% of FP17s for the same patient ID Re-attending between 3 & 9 months - Adults	2	6	33.3%	50.9%	52.0%	50.5%
% of FP17s for Band 1 Urgent Courses	4	117	3.4%	9.5%	9.4%	9.1%
% of FP17s Relating to Free Repair or Replacements	0	117	0.0%	0.6%	0.7%	0.8%
% of FP17s Relating to Continuations	0	117	0.0%	1.1%	1.2%	1.3%
% of Patients satisfied with the dentistry they have received	0	0	N/A	94.8%	93.6%	93.2%
% of Patients satisfied with the time they had to wait for an appointment	0	0	N/A	91.7%	89.1%	89.0%

\* This is based on patients treated on this contract for their most recent course of treatment. Figures in italics indicate the base number of FP17s or Patient Questionnaire responses are less than 100. N/A is shown where the base number of responses is less than 10 during the period. % is calculated as Quantity/Base number\*100

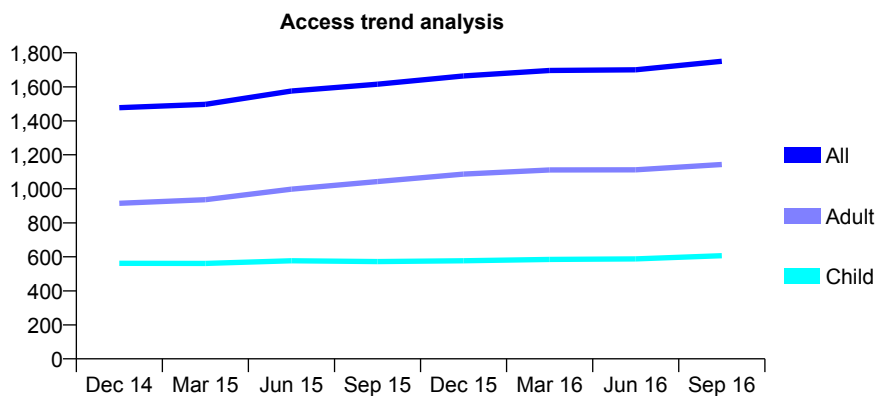
## Q68 - Vital Signs At a Glance Contract Report for 833576/0001 - September 2016

Name or company name	MR CS HOUSTON
Contract type name	GDS Contract
Purpose of contract	General
Contract start date	01/04/2006
Contract end date	

16/17 Contracted general activity (UDA)	5,304
Carry forward general activity (UDA)	-77
16/17 Contracted orthodontic activity (UOA)	0
Carry forward orthodontic activity (UOA)	0
Baseline contract value	£164,856.62

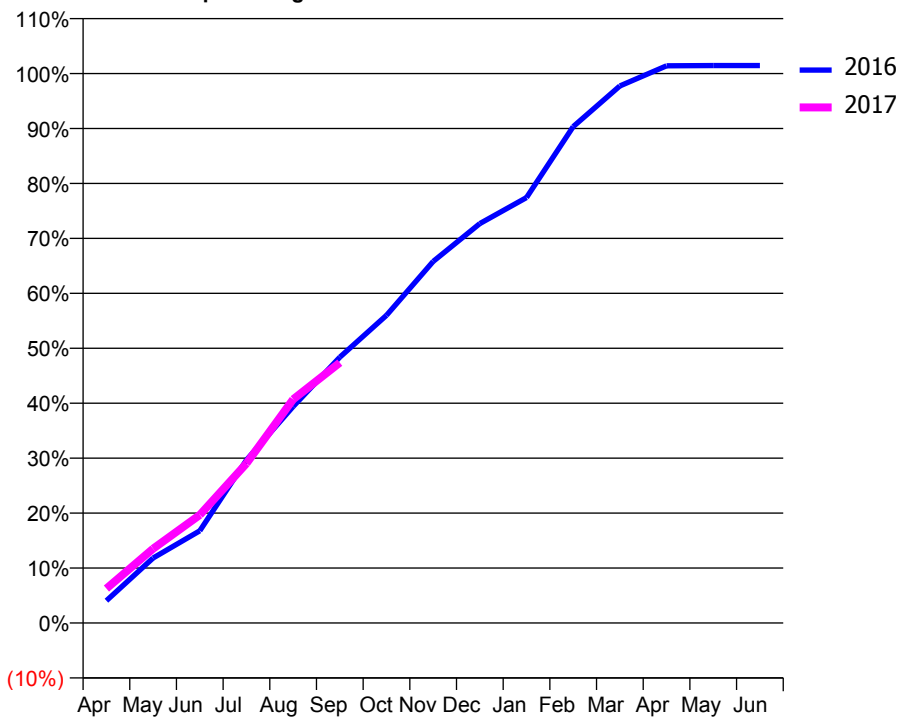
### ACCESS\*

Patients seen in 24 months	Total	Change since previous quarter
Quarter ending September 2015	1,615	
Quarter ending December 2015	1,664	↑
Quarter ending March 2016	1,696	→
Quarter ending June 2016	1,700	→
Quarter ending September 2016	1,750	↑
<b>Variance since September 2015</b>	<b>8.4%</b>	<b>↑</b>



### ACTIVITY

Cumulative percentage of contracted UDA delivered 2016 & 2017



Adjusted Scheduled Activity (UDA)

Month	2016	2017
April	215	333
May	628	718
June	890	1,043
July	1,574	1,539
August	2,090	2,159
September	2,566	2,513
October	2,970	
November	3,489	
December	3,856	
January	4,107	
February	4,792	
March	5,184	
April	5,378	
May	5,381	
June	5,381	

### QUALITY

	Quantity	Base Number	Contract	AT	Region	England
% of FP17s for the same patient ID Re-attending within 3 months - Children	53	560	9.5%	9.8%	11.8%	12.4%
% of FP17s for the same patient ID Re-attending within 3 months - Adults	104	841	12.4%	15.8%	16.6%	16.7%
% of FP17s for the same patient ID Re-attending between 3 & 9 months - Children	366	560	65.4%	59.0%	60.2%	57.4%
% of FP17s for the same patient ID Re-attending between 3 & 9 months - Adults	528	841	62.8%	50.9%	52.0%	50.5%
% of FP17s for Band 1 Urgent Courses	118	1,283	9.2%	9.5%	9.4%	9.1%
% of FP17s Relating to Free Repair or Replacements	0	1,283	0.0%	0.6%	0.7%	0.8%
% of FP17s Relating to Continuations	4	1,283	0.3%	1.1%	1.2%	1.3%
% of Patients satisfied with the dentistry they have received	1	1	N/A	94.8%	93.6%	93.2%
% of Patients satisfied with the time they had to wait for an appointment	1	1	N/A	91.7%	89.1%	89.0%

\* This is based on patients treated on this contract for their most recent course of treatment. Figures in italics indicate the base number of FP17s or Patient Questionnaire responses are less than 100. N/A is shown where the base number of responses is less than 10 during the period. % is calculated as Quantity/Base number\*100



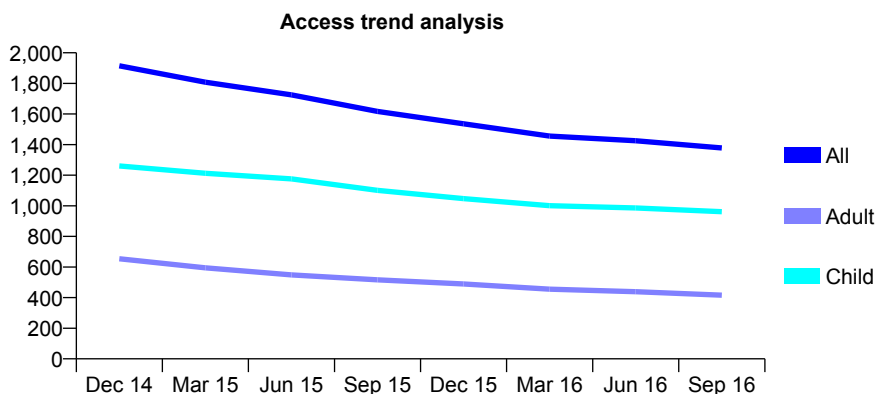
## Q68 - Vital Signs At a Glance Contract Report for 834777/0001 - September 2016

Name or company name	MR C WOOD
Contract type name	GDS Contract
Purpose of contract	General
Contract start date	01/04/2006
Contract end date	

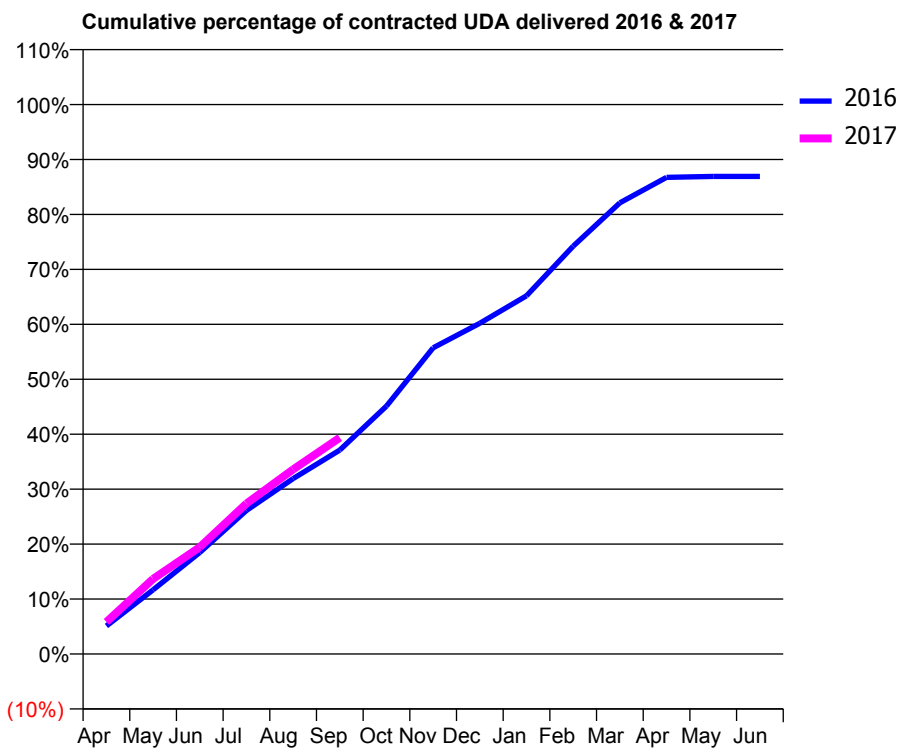
16/17 Contracted general activity (UDA)	3,000
Carry forward general activity (UDA)	0
16/17 Contracted orthodontic activity (UOA)	0
Carry forward orthodontic activity (UOA)	0
Baseline contract value	£70,569.14

### ACCESS\*

Patients seen in 24 months	Total	Change since previous quarter
Quarter ending September 2015	1,617	
Quarter ending December 2015	1,536	↓
Quarter ending March 2016	1,456	↓
Quarter ending June 2016	1,425	↓
Quarter ending September 2016	1,378	↓
<b>Variance since September 2015</b>	<b>(14.8%)</b>	<b>↓</b>



### ACTIVITY



Month	Adjusted Scheduled Activity (UDA)	
	2016	2017
April	153	175
May	351	410
June	554	584
July	783	822
August	958	1,008
September	1,113	1,181
October	1,354	
November	1,672	
December	1,806	
January	1,956	
February	2,227	
March	2,463	
April	2,602	
May	2,607	
June	2,607	

### QUALITY

	Quantity	Base Number	Contract	AT	Region	England
% of FP17s for the same patient ID Re-attending within 3 months - Children	34	680	5.0%	9.8%	11.8%	12.4%
% of FP17s for the same patient ID Re-attending within 3 months - Adults	26	182	14.3%	15.8%	16.6%	16.7%
% of FP17s for the same patient ID Re-attending between 3 & 9 months - Children	392	680	57.6%	59.0%	60.2%	57.4%
% of FP17s for the same patient ID Re-attending between 3 & 9 months - Adults	90	182	49.5%	50.9%	52.0%	50.5%
% of FP17s for Band 1 Urgent Courses	16	778	2.1%	9.5%	9.4%	9.1%
% of FP17s Relating to Free Repair or Replacements	0	778	0.0%	0.6%	0.7%	0.8%
% of FP17s Relating to Continuations	14	778	1.8%	1.1%	1.2%	1.3%
% of Patients satisfied with the dentistry they have received	1	1	N/A	94.8%	93.6%	93.2%
% of Patients satisfied with the time they had to wait for an appointment	1	1	N/A	91.7%	89.1%	89.0%

\* This is based on patients treated on this contract for their most recent course of treatment. Figures in italics indicate the base number of FP17s or Patient Questionnaire responses are less than 100. N/A is shown where the base number of responses is less than 10 during the period. % is calculated as Quantity/Base number\*100

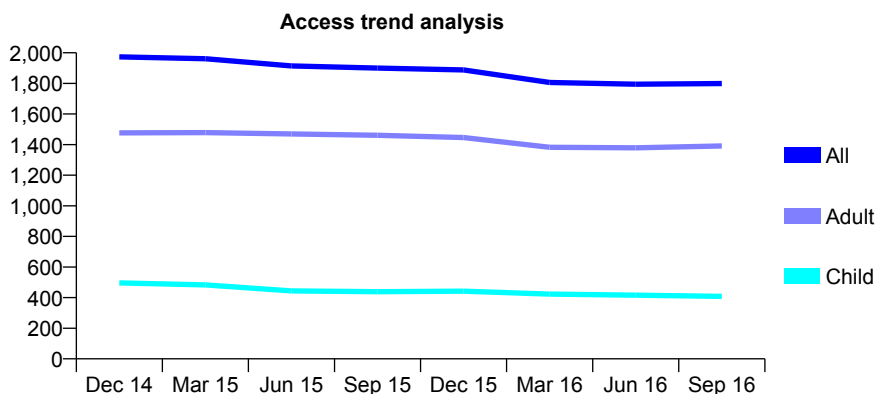
## Q68 - Vital Signs At a Glance Contract Report for 835005/0001 - September 2016

Name or company name	MR R FERNANDES
Contract type name	GDS Contract
Purpose of contract	General
Contract start date	01/04/2006
Contract end date	

16/17 Contracted general activity (UDA)	7,748
Carry forward general activity (UDA)	-6
16/17 Contracted orthodontic activity (UOA)	0
Carry forward orthodontic activity (UOA)	0
Baseline contract value	£210,174.79

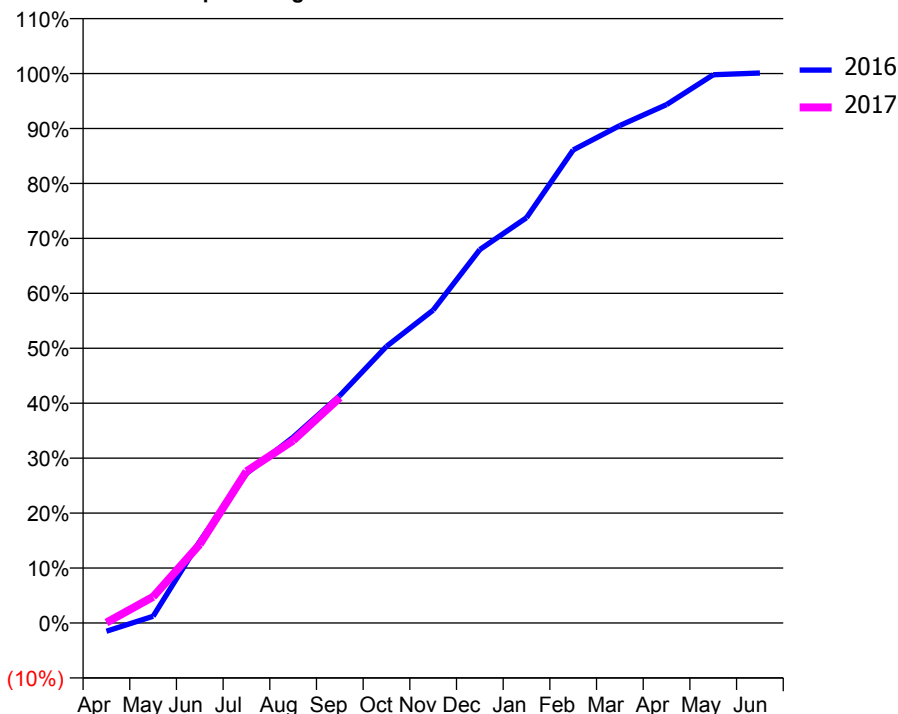
### ACCESS\*

Patients seen in 24 months	Total	Change since previous quarter
Quarter ending September 2015	1,900	
Quarter ending December 2015	1,888	→
Quarter ending March 2016	1,806	↓
Quarter ending June 2016	1,795	→
Quarter ending September 2016	1,799	→
<b>Variance since September 2015</b>	<b>(5.3%)</b>	<b>↓</b>



### ACTIVITY

Cumulative percentage of contracted UDA delivered 2016 & 2017



Month	Adjusted Scheduled Activity (UDA)	
	2016	2017
April	-117	6
May	95	370
June	1,152	1,110
July	2,108	2,139
August	2,621	2,573
September	3,206	3,178
October	3,900	
November	4,411	
December	5,265	
January	5,715	
February	6,671	
March	7,013	
April	7,308	
May	7,731	
June	7,754	

### QUALITY

	Quantity	Base Number	Contract	AT	Region	England
% of FP17s for the same patient ID Re-attending within 3 months - Children	13	173	7.5%	9.8%	11.8%	12.4%
% of FP17s for the same patient ID Re-attending within 3 months - Adults	189	852	22.2%	15.8%	16.6%	16.7%
% of FP17s for the same patient ID Re-attending between 3 & 9 months - Children	58	173	33.5%	59.0%	60.2%	57.4%
% of FP17s for the same patient ID Re-attending between 3 & 9 months - Adults	355	852	41.7%	50.9%	52.0%	50.5%
% of FP17s for Band 1 Urgent Courses	85	798	10.7%	9.5%	9.4%	9.1%
% of FP17s Relating to Free Repair or Replacements	5	798	0.6%	0.6%	0.7%	0.8%
% of FP17s Relating to Continuations	10	798	1.3%	1.1%	1.2%	1.3%
% of Patients satisfied with the dentistry they have received	5	5	N/A	94.8%	93.6%	93.2%
% of Patients satisfied with the time they had to wait for an appointment	5	5	N/A	91.7%	89.1%	89.0%

\* This is based on patients treated on this contract for their most recent course of treatment. Figures in italics indicate the base number of FP17s or Patient Questionnaire responses are less than 100. N/A is shown where the base number of responses is less than 10 during the period. % is calculated as Quantity/Base number\*100

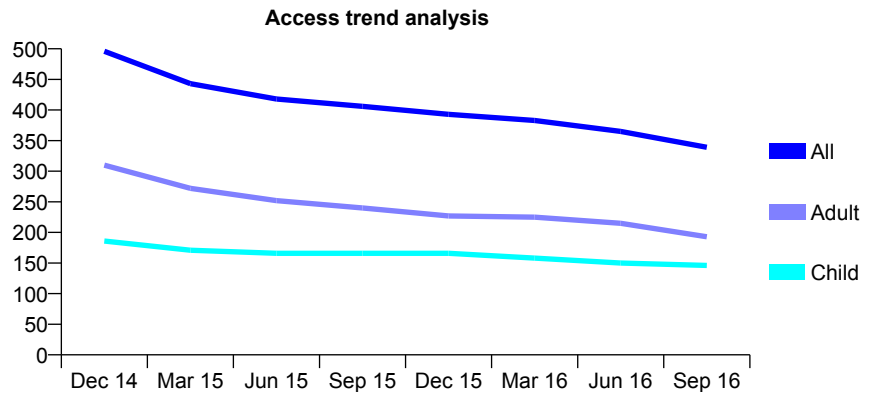
## Q68 - Vital Signs At a Glance Contract Report for 836206/0001 - September 2016

Name or company name	MISS DA BRUMMITT
Contract type name	GDS Contract
Purpose of contract	General
Contract start date	01/04/2006
Contract end date	

16/17 Contracted general activity (UDA)	1,801
Carry forward general activity (UDA)	32
16/17 Contracted orthodontic activity (UOA)	0
Carry forward orthodontic activity (UOA)	0
Baseline contract value	£42,518.24

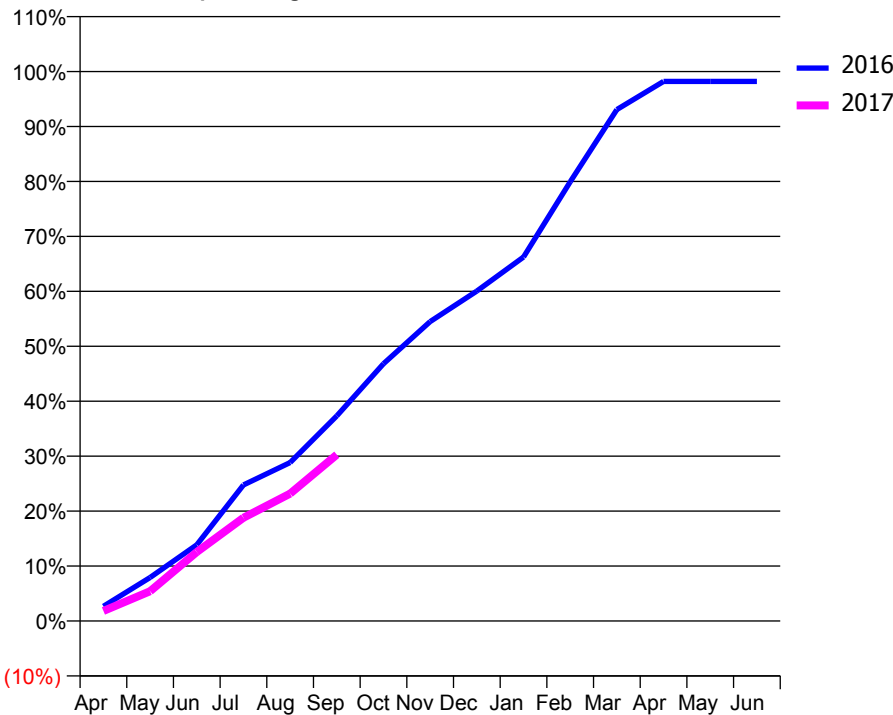
### ACCESS\*

Patients seen in 24 months	Total	Change since previous quarter
Quarter ending September 2015	406	
Quarter ending December 2015	393	↓
Quarter ending March 2016	383	↓
Quarter ending June 2016	365	↓
Quarter ending September 2016	339	↓
<b>Variance since September 2015</b>	<b>(16.5%)</b>	<b>↓</b>



### ACTIVITY

Cumulative percentage of contracted UDA delivered 2016 & 2017



Month	Adjusted Scheduled Activity (UDA)	
	2016	2017
April	48	33
May	143	98
June	250	226
July	446	339
August	519	418
September	672	545
October	843	
November	981	
December	1,081	
January	1,193	
February	1,440	
March	1,676	
April	1,769	
May	1,769	
June	1,769	

### QUALITY

	Quantity	Base Number	Contract	AT	Region	England
% of FP17s for the same patient ID Re-attending within 3 months - Children	21	124	16.9%	9.8%	11.8%	12.4%
% of FP17s for the same patient ID Re-attending within 3 months - Adults	24	119	20.2%	15.8%	16.6%	16.7%
% of FP17s for the same patient ID Re-attending between 3 & 9 months - Children	83	124	66.9%	59.0%	60.2%	57.4%
% of FP17s for the same patient ID Re-attending between 3 & 9 months - Adults	71	119	59.7%	50.9%	52.0%	50.5%
% of FP17s for Band 1 Urgent Courses	10	216	4.6%	9.5%	9.4%	9.1%
% of FP17s Relating to Free Repair or Replacements	0	216	0.0%	0.6%	0.7%	0.8%
% of FP17s Relating to Continuations	0	216	0.0%	1.1%	1.2%	1.3%
% of Patients satisfied with the dentistry they have received	0	0	N/A	94.8%	93.6%	93.2%
% of Patients satisfied with the time they had to wait for an appointment	0	0	N/A	91.7%	89.1%	89.0%

\* This is based on patients treated on this contract for their most recent course of treatment. Figures in italics indicate the base number of FP17s or Patient Questionnaire responses are less than 100. N/A is shown where the base number of responses is less than 10 during the period. % is calculated as Quantity/Base number\*100

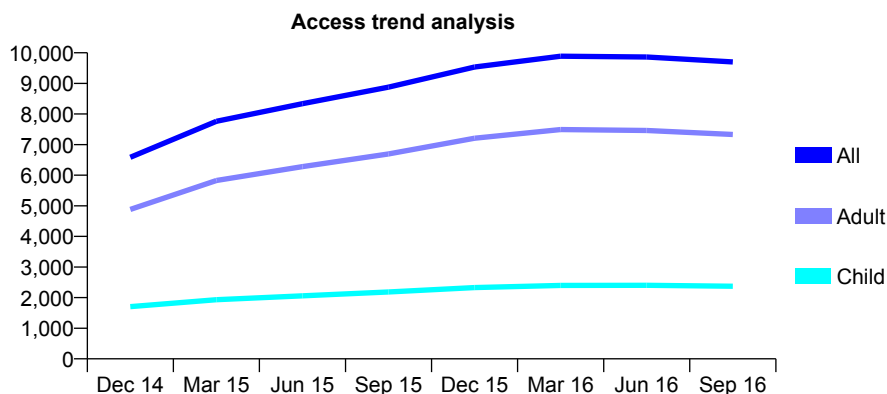
## Q68 - Vital Signs At a Glance Contract Report for 840130/0002 - September 2016

Name or company name	MR RW GORROD
Contract type name	GDS Contract
Purpose of contract	General
Contract start date	01/04/2014
Contract end date	

16/17 Contracted general activity (UDA)	27,200
Carry forward general activity (UDA)	364
16/17 Contracted orthodontic activity (UOA)	0
Carry forward orthodontic activity (UOA)	0
Baseline contract value	£667,687.89

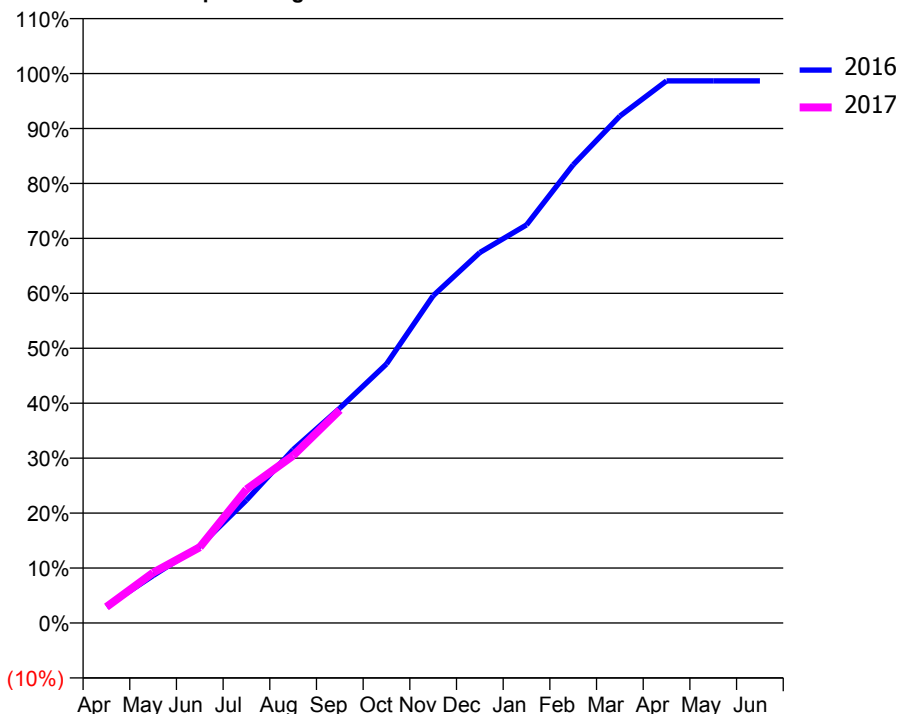
### ACCESS\*

Patients seen in 24 months	Total	Change since previous quarter
Quarter ending September 2015	8,879	
Quarter ending December 2015	9,534	↑
Quarter ending March 2016	9,891	↑
Quarter ending June 2016	9,861	→
Quarter ending September 2016	9,703	↓
<b>Variance since September 2015</b>	<b>9.3%</b>	<b>↑</b>



### ACTIVITY

Cumulative percentage of contracted UDA delivered 2016 & 2017



Month	Adjusted Scheduled Activity (UDA)	
	2016	2017
April	813	796
May	2,344	2,492
June	3,811	3,751
July	6,081	6,619
August	8,585	8,285
September	10,635	10,543
October	12,820	
November	16,203	
December	18,341	
January	19,708	
February	22,683	
March	25,091	
April	26,835	
May	26,836	
June	26,836	

### QUALITY

	Quantity	Base Number	Contract	AT	Region	England
% of FP17s for the same patient ID Re-attending within 3 months - Children	72	1,666	4.3%	9.8%	11.8%	12.4%
% of FP17s for the same patient ID Re-attending within 3 months - Adults	604	4,730	12.8%	15.8%	16.6%	16.7%
% of FP17s for the same patient ID Re-attending between 3 & 9 months - Children	879	1,666	52.8%	59.0%	60.2%	57.4%
% of FP17s for the same patient ID Re-attending between 3 & 9 months - Adults	2,309	4,730	48.8%	50.9%	52.0%	50.5%
% of FP17s for Band 1 Urgent Courses	255	5,619	4.5%	9.5%	9.4%	9.1%
% of FP17s Relating to Free Repair or Replacements	16	5,619	0.3%	0.6%	0.7%	0.8%
% of FP17s Relating to Continuations	146	5,619	2.6%	1.1%	1.2%	1.3%
% of Patients satisfied with the dentistry they have received	10	10	100.0%	94.8%	93.6%	93.2%
% of Patients satisfied with the time they had to wait for an appointment	10	10	100.0%	91.7%	89.1%	89.0%

\* This is based on patients treated on this contract for their most recent course of treatment. Figures in italics indicate the base number of FP17s or Patient Questionnaire responses are less than 100. N/A is shown where the base number of responses is less than 10 during the period. % is calculated as Quantity/Base number\*100

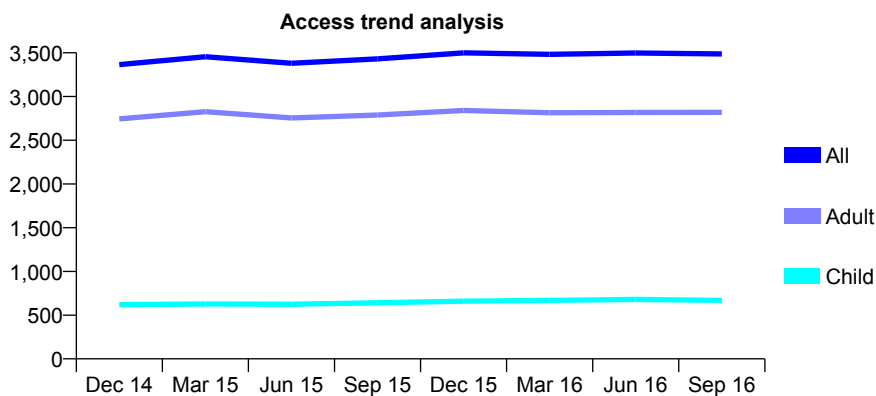
## Q68 - Vital Signs At a Glance Contract Report for 842796/0001 - September 2016

Name or company name	MR T GHASEMI
Contract type name	GDS Contract
Purpose of contract	General
Contract start date	01/04/2006
Contract end date	

16/17 Contracted general activity (UDA)	10,559
Carry forward general activity (UDA)	305
16/17 Contracted orthodontic activity (UOA)	0
Carry forward orthodontic activity (UOA)	0
Baseline contract value	£342,253.81

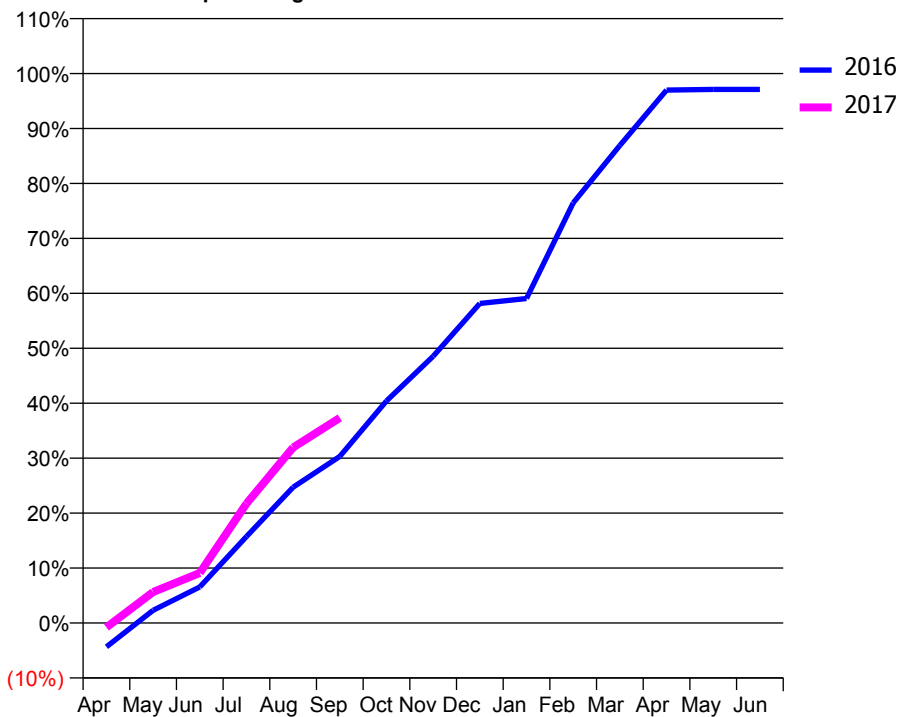
### ACCESS\*

Patients seen in 24 months	Total	Change since previous quarter
Quarter ending September 2015	3,430	
Quarter ending December 2015	3,499	↑
Quarter ending March 2016	3,483	→
Quarter ending June 2016	3,497	→
Quarter ending September 2016	3,487	→
<b>Variance since September 2015</b>	<b>1.7%</b>	<b>→</b>



### ACTIVITY

Cumulative percentage of contracted UDA delivered 2016 & 2017



Month	Adjusted Scheduled Activity (UDA)	
	2016	2017
April	-460	-86
May	245	596
June	694	961
July	1,661	2,296
August	2,609	3,373
September	3,202	3,943
October	4,267	
November	5,125	
December	6,141	
January	6,236	
February	8,072	
March	9,176	
April	10,240	
May	10,254	
June	10,254	

### QUALITY

	Quantity	Base Number	Contract	AT	Region	England
% of FP17s for the same patient ID Re-attending within 3 months - Children	23	362	6.4%	9.8%	11.8%	12.4%
% of FP17s for the same patient ID Re-attending within 3 months - Adults	147	1,491	9.9%	15.8%	16.6%	16.7%
% of FP17s for the same patient ID Re-attending between 3 & 9 months - Children	142	362	39.2%	59.0%	60.2%	57.4%
% of FP17s for the same patient ID Re-attending between 3 & 9 months - Adults	596	1,491	40.0%	50.9%	52.0%	50.5%
% of FP17s for Band 1 Urgent Courses	93	1,643	5.7%	9.5%	9.4%	9.1%
% of FP17s Relating to Free Repair or Replacements	15	1,643	0.9%	0.6%	0.7%	0.8%
% of FP17s Relating to Continuations	29	1,643	1.8%	1.1%	1.2%	1.3%
% of Patients satisfied with the dentistry they have received	5	6	N/A	94.8%	93.6%	93.2%
% of Patients satisfied with the time they had to wait for an appointment	4	6	N/A	91.7%	89.1%	89.0%

\* This is based on patients treated on this contract for their most recent course of treatment. Figures in italics indicate the base number of FP17s or Patient Questionnaire responses are less than 100. N/A is shown where the base number of responses is less than 10 during the period. % is calculated as Quantity/Base number\*100

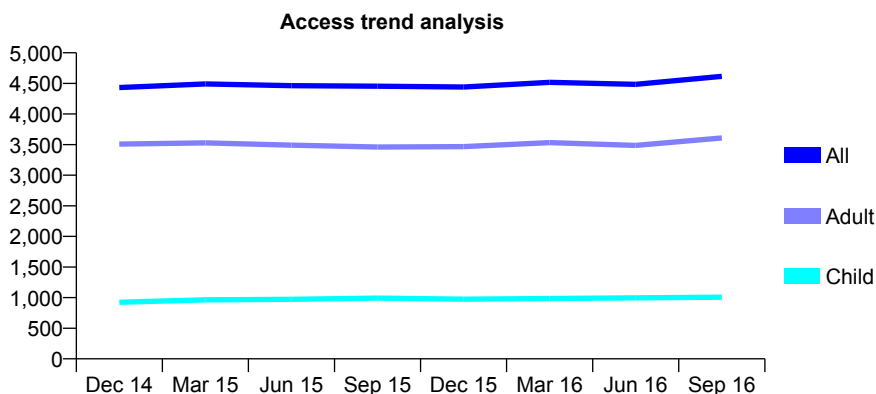
## Q68 - Vital Signs At a Glance Contract Report for 842885/0001 - September 2016

Name or company name	MR S GHADIMI
Contract type name	GDS Contract
Purpose of contract	General
Contract start date	08/05/2006
Contract end date	

16/17 Contracted general activity (UDA)	9,574
Carry forward general activity (UDA)	-191
16/17 Contracted orthodontic activity (UOA)	0
Carry forward orthodontic activity (UOA)	0
Baseline contract value	£248,661.58

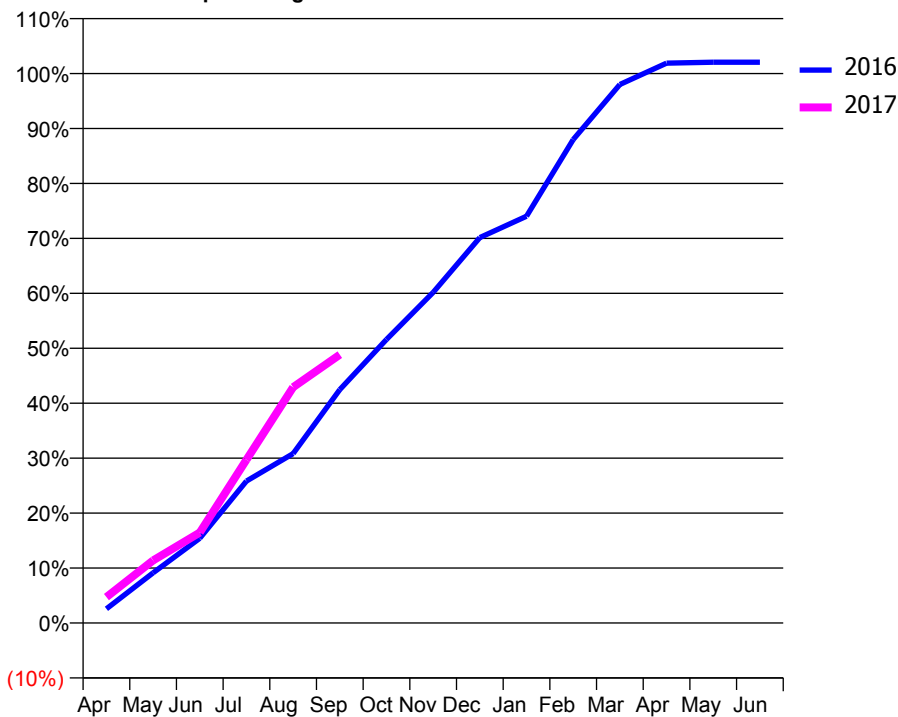
### ACCESS\*

Patients seen in 24 months	Total	Change since previous quarter
Quarter ending September 2015	4,454	
Quarter ending December 2015	4,441	→
Quarter ending March 2016	4,517	→
Quarter ending June 2016	4,484	→
Quarter ending September 2016	4,615	↑
<b>Variance since September 2015</b>	<b>3.6%</b>	<b>↑</b>



### ACTIVITY

Cumulative percentage of contracted UDA delivered 2016 & 2017



Adjusted Scheduled Activity (UDA)

Month	2016	2017
April	248	451
May	876	1,091
June	1,477	1,576
July	2,474	2,846
August	2,953	4,108
September	4,068	4,675
October	4,939	
November	5,760	
December	6,716	
January	7,088	
February	8,422	
March	9,382	
April	9,754	
May	9,772	
June	9,772	

### QUALITY

	Quantity	Base Number	Contract	AT	Region	England
% of FP17s for the same patient ID Re-attending within 3 months - Children	32	623	5.1%	9.8%	11.8%	12.4%
% of FP17s for the same patient ID Re-attending within 3 months - Adults	227	2,106	10.8%	15.8%	16.6%	16.7%
% of FP17s for the same patient ID Re-attending between 3 & 9 months - Children	294	623	47.2%	59.0%	60.2%	57.4%
% of FP17s for the same patient ID Re-attending between 3 & 9 months - Adults	1,027	2,106	48.8%	50.9%	52.0%	50.5%
% of FP17s for Band 1 Urgent Courses	193	2,500	7.7%	9.5%	9.4%	9.1%
% of FP17s Relating to Free Repair or Replacements	1	2,500	0.0%	0.6%	0.7%	0.8%
% of FP17s Relating to Continuations	11	2,500	0.4%	1.1%	1.2%	1.3%
% of Patients satisfied with the dentistry they have received	1	1	N/A	94.8%	93.6%	93.2%
% of Patients satisfied with the time they had to wait for an appointment	1	1	N/A	91.7%	89.1%	89.0%

\* This is based on patients treated on this contract for their most recent course of treatment. Figures in italics indicate the base number of FP17s or Patient Questionnaire responses are less than 100. N/A is shown where the base number of responses is less than 10 during the period. % is calculated as Quantity/Base number\*100

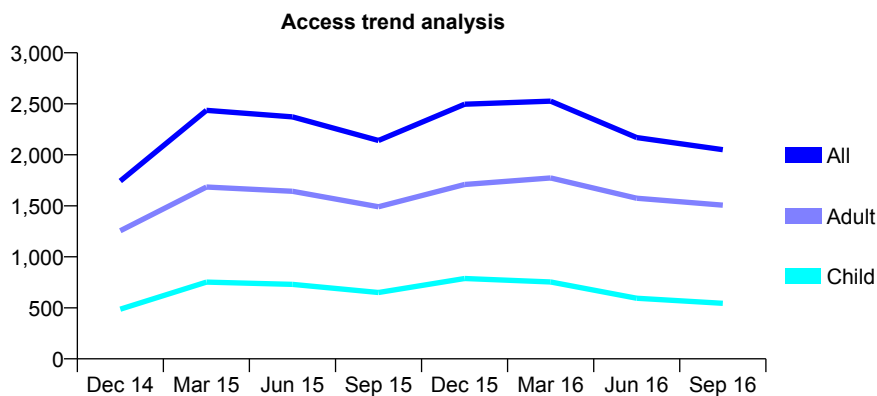
## Q68 - Vital Signs At a Glance Contract Report for 842974/0001 - September 2016

Name or company name	MRS ME LARSSON ANDREASSON
Contract type name	GDS Contract
Purpose of contract	General
Contract start date	01/04/2006
Contract end date	

16/17 Contracted general activity (UDA)	6,847
Carry forward general activity (UDA)	0
16/17 Contracted orthodontic activity (UOA)	0
Carry forward orthodontic activity (UOA)	0
Baseline contract value	£185,094.81

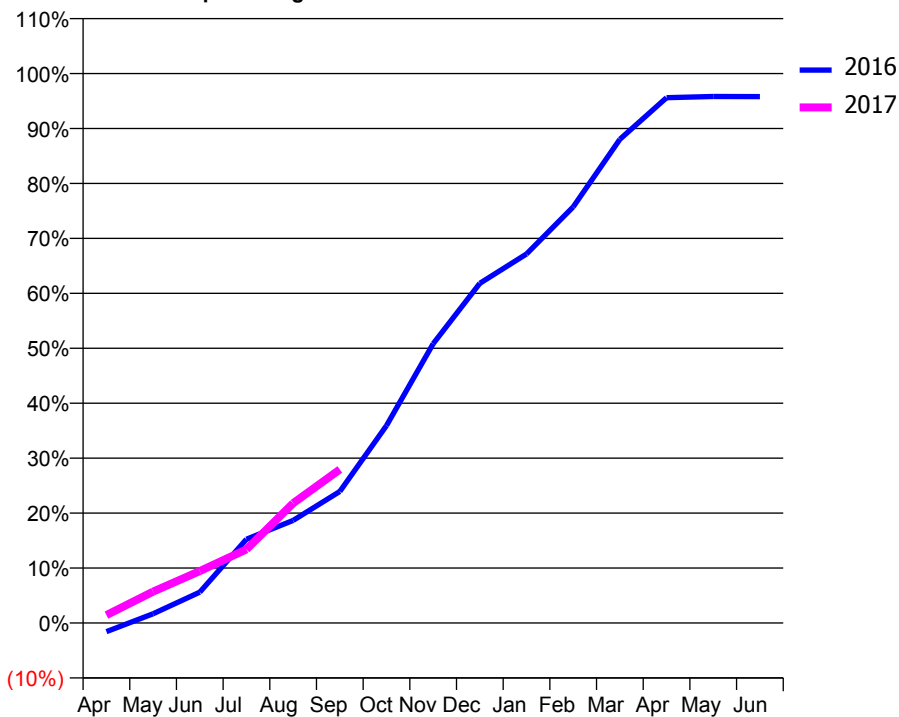
### ACCESS\*

Patients seen in 24 months	Total	Change since previous quarter
Quarter ending September 2015	2,141	
Quarter ending December 2015	2,496	↑
Quarter ending March 2016	2,526	→
Quarter ending June 2016	2,169	↓
Quarter ending September 2016	2,050	↓
<b>Variance since September 2015</b>	<b>(4.3%)</b>	<b>↓</b>



### ACTIVITY

Cumulative percentage of contracted UDA delivered 2016 & 2017



Month	Adjusted Scheduled Activity (UDA)	
	2016	2017
April	-108	99
May	115	392
June	385	648
July	1,045	918
August	1,279	1,493
September	1,639	1,913
October	2,459	
November	3,480	
December	4,233	
January	4,598	
February	5,184	
March	6,027	
April	6,546	
May	6,561	
June	6,560	

### QUALITY

	Quantity	Base Number	Contract	AT	Region	England
% of FP17s for the same patient ID Re-attending within 3 months - Children	14	355	3.9%	9.8%	11.8%	12.4%
% of FP17s for the same patient ID Re-attending within 3 months - Adults	85	845	10.1%	15.8%	16.6%	16.7%
% of FP17s for the same patient ID Re-attending between 3 & 9 months - Children	173	355	48.7%	59.0%	60.2%	57.4%
% of FP17s for the same patient ID Re-attending between 3 & 9 months - Adults	339	845	40.1%	50.9%	52.0%	50.5%
% of FP17s for Band 1 Urgent Courses	67	1,001	6.7%	9.5%	9.4%	9.1%
% of FP17s Relating to Free Repair or Replacements	0	1,001	0.0%	0.6%	0.7%	0.8%
% of FP17s Relating to Continuations	7	1,001	0.7%	1.1%	1.2%	1.3%
% of Patients satisfied with the dentistry they have received	2	2	N/A	94.8%	93.6%	93.2%
% of Patients satisfied with the time they had to wait for an appointment	2	2	N/A	91.7%	89.1%	89.0%

\* This is based on patients treated on this contract for their most recent course of treatment. Figures in italics indicate the base number of FP17s or Patient Questionnaire responses are less than 100. N/A is shown where the base number of responses is less than 10 during the period. % is calculated as Quantity/Base number\*100



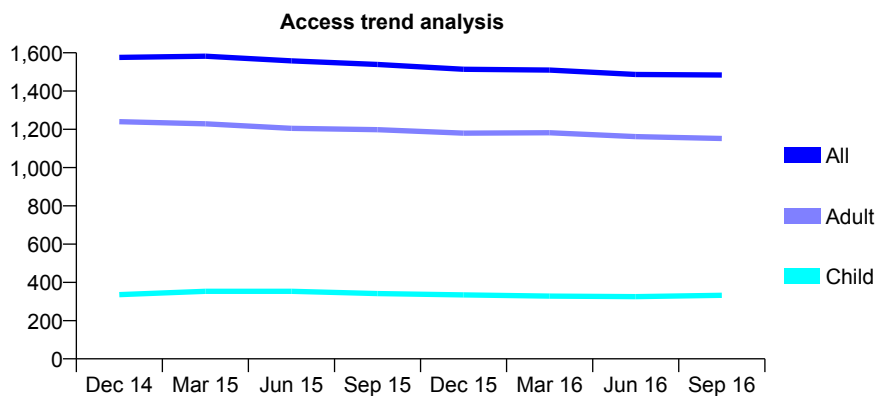
## Q68 - Vital Signs At a Glance Contract Report for 843024/0001 - September 2016

Name or company name	MR M YAVARI
Contract type name	GDS Contract
Purpose of contract	General
Contract start date	01/04/2006
Contract end date	

16/17 Contracted general activity (UDA)	5,491
Carry forward general activity (UDA)	60
16/17 Contracted orthodontic activity (UOA)	0
Carry forward orthodontic activity (UOA)	0
Baseline contract value	£124,141.14

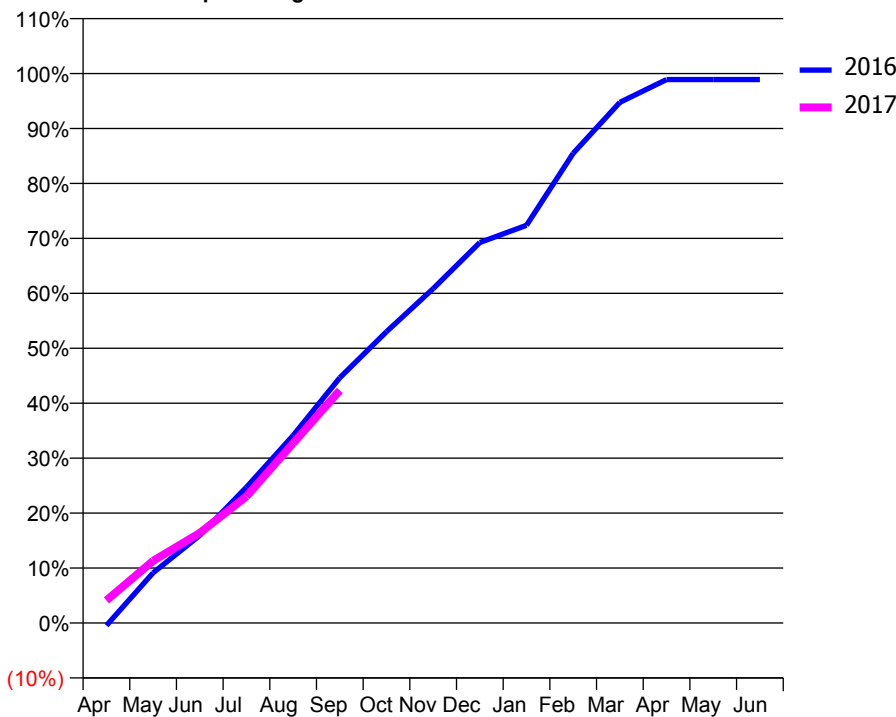
### ACCESS\*

Patients seen in 24 months	Total	Change since previous quarter
Quarter ending September 2015	1,539	
Quarter ending December 2015	1,514	↓
Quarter ending March 2016	1,510	→
Quarter ending June 2016	1,487	↓
Quarter ending September 2016	1,484	→
<b>Variance since September 2015</b>	<b>(3.6%)</b>	<b>↓</b>



### ACTIVITY

Cumulative percentage of contracted UDA delivered 2016 & 2017



Adjusted Scheduled Activity (UDA)

Month	2016	2017
April	-26	226
May	502	622
June	876	900
July	1,358	1,266
August	1,875	1,797
September	2,452	2,324
October	2,910	
November	3,341	
December	3,802	
January	3,975	
February	4,694	
March	5,203	
April	5,431	
May	5,431	
June	5,431	

### QUALITY

	Quantity	Base Number	Contract	AT	Region	England
% of FP17s for the same patient ID Re-attending within 3 months - Children	24	259	9.3%	9.8%	11.8%	12.4%
% of FP17s for the same patient ID Re-attending within 3 months - Adults	192	961	20.0%	15.8%	16.6%	16.7%
% of FP17s for the same patient ID Re-attending between 3 & 9 months - Children	173	259	66.8%	59.0%	60.2%	57.4%
% of FP17s for the same patient ID Re-attending between 3 & 9 months - Adults	583	961	60.7%	50.9%	52.0%	50.5%
% of FP17s for Band 1 Urgent Courses	22	1,118	2.0%	9.5%	9.4%	9.1%
% of FP17s Relating to Free Repair or Replacements	8	1,118	0.7%	0.6%	0.7%	0.8%
% of FP17s Relating to Continuations	0	1,118	0.0%	1.1%	1.2%	1.3%
% of Patients satisfied with the dentistry they have received	1	1	N/A	94.8%	93.6%	93.2%
% of Patients satisfied with the time they had to wait for an appointment	1	1	N/A	91.7%	89.1%	89.0%

\* This is based on patients treated on this contract for their most recent course of treatment. Figures in italics indicate the base number of FP17s or Patient Questionnaire responses are less than 100. N/A is shown where the base number of responses is less than 10 during the period. % is calculated as Quantity/Base number\*100

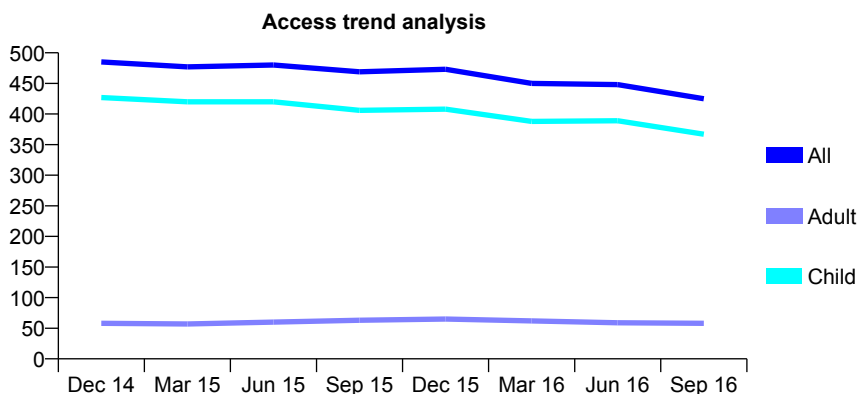
## Q68 - Vital Signs At a Glance Contract Report for 843695/0001 - September 2016

Name or company name	MR A HOMMASI
Contract type name	GDS Contract
Purpose of contract	General
Contract start date	01/04/2006
Contract end date	

16/17 Contracted general activity (UDA)	800
Carry forward general activity (UDA)	0
16/17 Contracted orthodontic activity (UOA)	0
Carry forward orthodontic activity (UOA)	0
Baseline contract value	£23,673.62

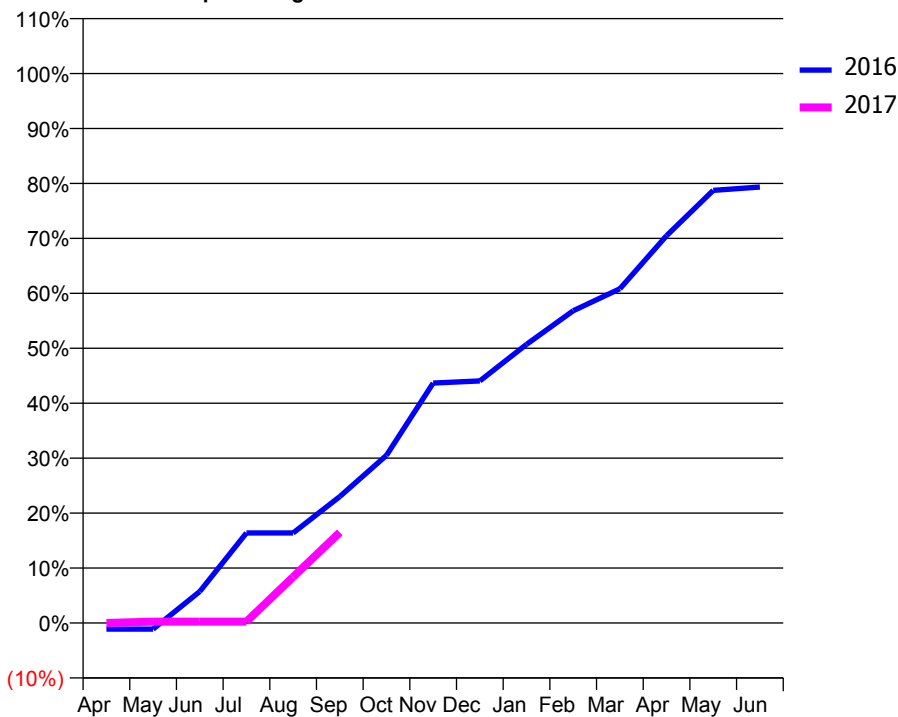
### ACCESS\*

Patients seen in 24 months	Total	Change since previous quarter
Quarter ending September 2015	469	
Quarter ending December 2015	473	→
Quarter ending March 2016	450	↓
Quarter ending June 2016	448	→
Quarter ending September 2016	425	↓
<b>Variance since September 2015</b>	<b>(9.4%)</b>	<b>↓</b>



### ACTIVITY

Cumulative percentage of contracted UDA delivered 2016 & 2017



Adjusted Scheduled Activity (UDA)

Month	2016	2017
April	-9	0
May	-9	2
June	46	2
July	131	2
August	131	67
September	184	132
October	244	
November	349	
December	352	
January	406	
February	455	
March	487	
April	564	
May	630	
June	635	

### QUALITY

	Quantity	Base Number	Contract	AT	Region	England
% of FP17s for the same patient ID Re-attending within 3 months - Children	4	195	2.1%	9.8%	11.8%	12.4%
% of FP17s for the same patient ID Re-attending within 3 months - Adults	0	13	0.0%	15.8%	16.6%	16.7%
% of FP17s for the same patient ID Re-attending between 3 & 9 months - Children	109	195	55.9%	59.0%	60.2%	57.4%
% of FP17s for the same patient ID Re-attending between 3 & 9 months - Adults	9	13	69.2%	50.9%	52.0%	50.5%
% of FP17s for Band 1 Urgent Courses	0	90	0.0%	9.5%	9.4%	9.1%
% of FP17s Relating to Free Repair or Replacements	0	90	0.0%	0.6%	0.7%	0.8%
% of FP17s Relating to Continuations	0	90	0.0%	1.1%	1.2%	1.3%
% of Patients satisfied with the dentistry they have received	1	1	N/A	94.8%	93.6%	93.2%
% of Patients satisfied with the time they had to wait for an appointment	1	1	N/A	91.7%	89.1%	89.0%

\* This is based on patients treated on this contract for their most recent course of treatment. Figures in italics indicate the base number of FP17s or Patient Questionnaire responses are less than 100. N/A is shown where the base number of responses is less than 10 during the period. % is calculated as Quantity/Base number\*100

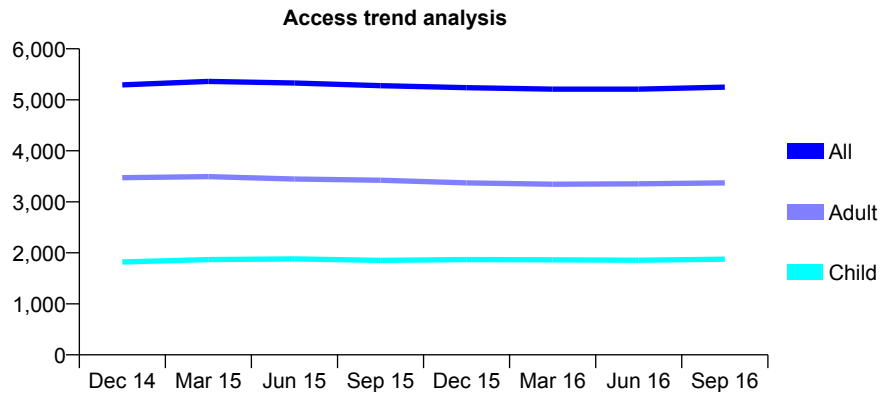
## Q68 - Vital Signs At a Glance Contract Report for 847364/0001 - September 2016

Name or company name	MRS A GOR
Contract type name	GDS Contract
Purpose of contract	General
Contract start date	01/12/2006
Contract end date	

16/17 Contracted general activity (UDA)	14,000
Carry forward general activity (UDA)	-40
16/17 Contracted orthodontic activity (UOA)	0
Carry forward orthodontic activity (UOA)	0
Baseline contract value	£371,275.89

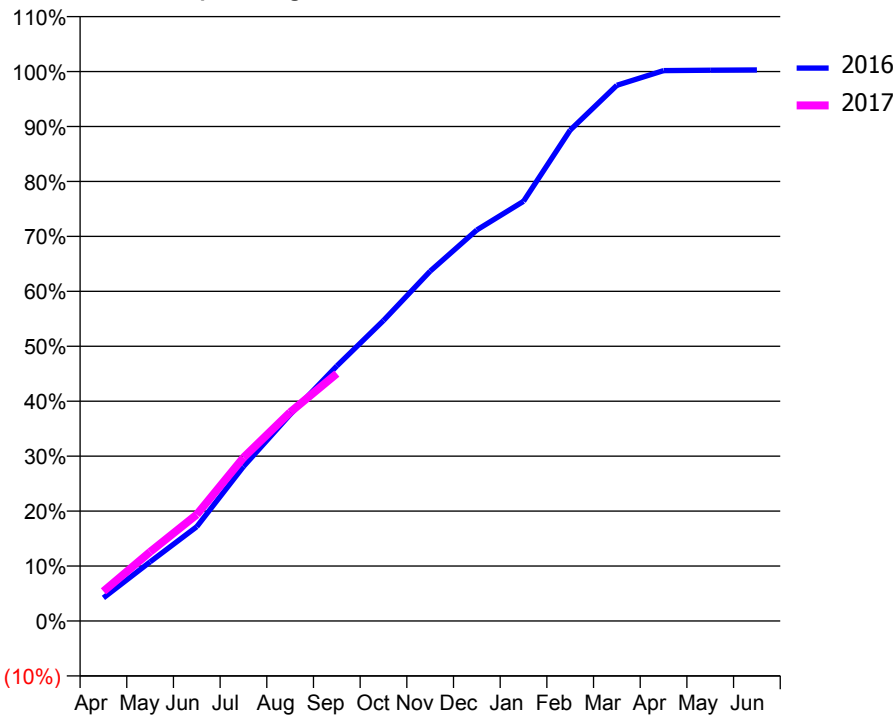
### ACCESS\*

Patients seen in 24 months	Total	Change since previous quarter
Quarter ending September 2015	5,277	
Quarter ending December 2015	5,237	→
Quarter ending March 2016	5,208	→
Quarter ending June 2016	5,209	→
Quarter ending September 2016	5,249	→
<b>Variance since September 2015</b>	<b>(0.5%)</b>	→



### ACTIVITY

Cumulative percentage of contracted UDA delivered 2016 & 2017



Month	Adjusted Scheduled Activity (UDA)	
	2016	2017
April	589	755
May	1,508	1,762
June	2,403	2,714
July	3,937	4,165
August	5,260	5,320
September	6,498	6,304
October	7,654	
November	8,912	
December	9,964	
January	10,694	
February	12,508	
March	13,650	
April	14,024	
May	14,033	
June	14,040	

### QUALITY

	Quantity	Base Number	Contract	AT	Region	England
% of FP17s for the same patient ID Re-attending within 3 months - Children	76	1,497	5.1%	9.8%	11.8%	12.4%
% of FP17s for the same patient ID Re-attending within 3 months - Adults	317	2,451	12.9%	15.8%	16.6%	16.7%
% of FP17s for the same patient ID Re-attending between 3 & 9 months - Children	1,012	1,497	67.6%	59.0%	60.2%	57.4%
% of FP17s for the same patient ID Re-attending between 3 & 9 months - Adults	1,426	2,451	58.2%	50.9%	52.0%	50.5%
% of FP17s for Band 1 Urgent Courses	193	3,674	5.3%	9.5%	9.4%	9.1%
% of FP17s Relating to Free Repair or Replacements	16	3,674	0.4%	0.6%	0.7%	0.8%
% of FP17s Relating to Continuations	36	3,674	1.0%	1.1%	1.2%	1.3%
% of Patients satisfied with the dentistry they have received	2	2	N/A	94.8%	93.6%	93.2%
% of Patients satisfied with the time they had to wait for an appointment	2	2	N/A	91.7%	89.1%	89.0%

\* This is based on patients treated on this contract for their most recent course of treatment. Figures in italics indicate the base number of FP17s or Patient Questionnaire responses are less than 100. N/A is shown where the base number of responses is less than 10 during the period. % is calculated as Quantity/Base number\*100

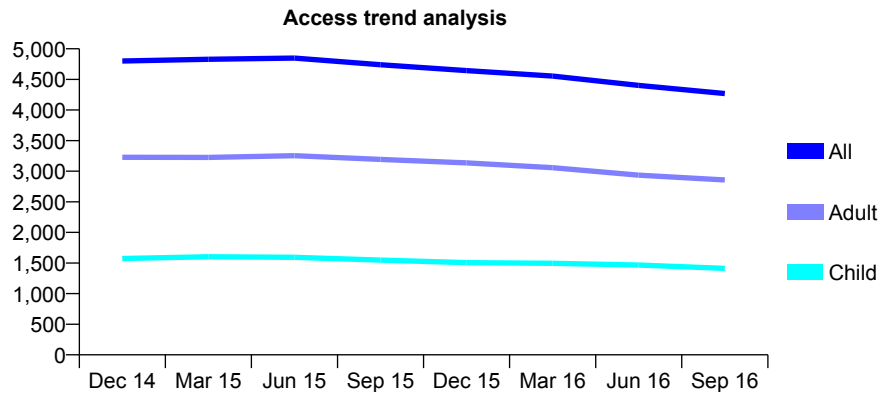
## Q68 - Vital Signs At a Glance Contract Report for 847402/0002 - September 2016

Name or company name	MR MN MAKRAZAKIS
Contract type name	GDS Contract
Purpose of contract	General
Contract start date	01/04/2006
Contract end date	

16/17 Contracted general activity (UDA)	13,893
Carry forward general activity (UDA)	268
16/17 Contracted orthodontic activity (UOA)	0
Carry forward orthodontic activity (UOA)	0
Baseline contract value	£349,972.70

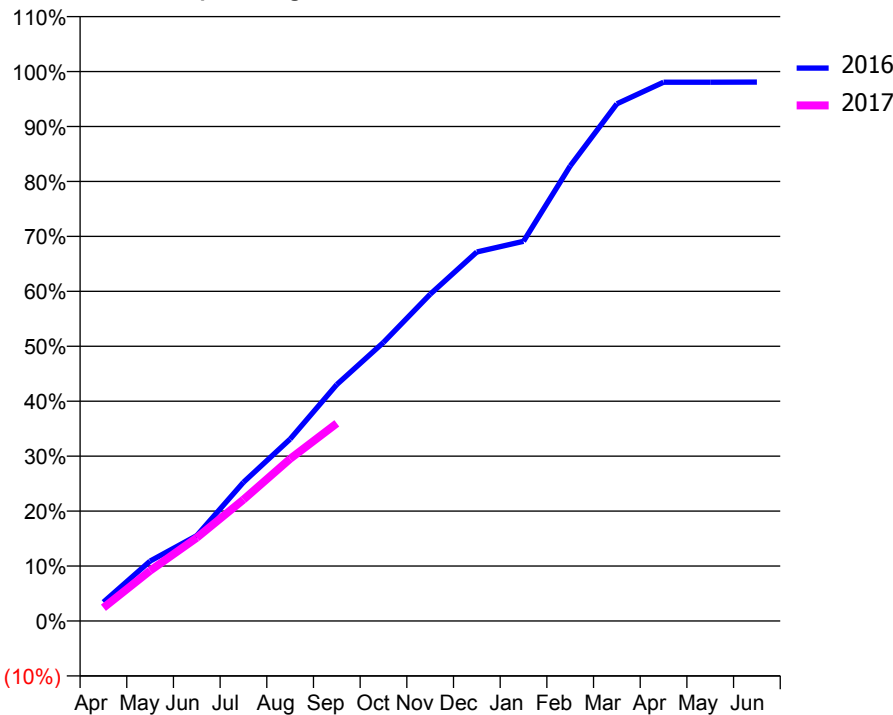
### ACCESS\*

Patients seen in 24 months	Total	Change since previous quarter
Quarter ending September 2015	4,739	
Quarter ending December 2015	4,643	↓
Quarter ending March 2016	4,554	↓
Quarter ending June 2016	4,403	↓
Quarter ending September 2016	4,270	↓
<b>Variance since September 2015</b>	<b>(9.9%)</b>	<b>↓</b>



### ACTIVITY

Cumulative percentage of contracted UDA delivered 2016 & 2017



Month	Adjusted Scheduled Activity (UDA)	
	2016	2017
April	476	336
May	1,514	1,272
June	2,159	2,104
July	3,508	3,071
August	4,601	4,100
September	5,980	4,997
October	7,045	
November	8,262	
December	9,330	
January	9,601	
February	11,505	
March	13,075	
April	13,624	
May	13,624	
June	13,625	

### QUALITY

	Quantity	Base Number	Contract	AT	Region	England
% of FP17s for the same patient ID Re-attending within 3 months - Children	52	941	5.5%	9.8%	11.8%	12.4%
% of FP17s for the same patient ID Re-attending within 3 months - Adults	283	1,726	16.4%	15.8%	16.6%	16.7%
% of FP17s for the same patient ID Re-attending between 3 & 9 months - Children	598	941	63.5%	59.0%	60.2%	57.4%
% of FP17s for the same patient ID Re-attending between 3 & 9 months - Adults	830	1,726	48.1%	50.9%	52.0%	50.5%
% of FP17s for Band 1 Urgent Courses	306	2,465	12.4%	9.5%	9.4%	9.1%
% of FP17s Relating to Free Repair or Replacements	12	2,465	0.5%	0.6%	0.7%	0.8%
% of FP17s Relating to Continuations	13	2,465	0.5%	1.1%	1.2%	1.3%
% of Patients satisfied with the dentistry they have received	2	2	N/A	94.8%	93.6%	93.2%
% of Patients satisfied with the time they had to wait for an appointment	2	2	N/A	91.7%	89.1%	89.0%

\* This is based on patients treated on this contract for their most recent course of treatment. Figures in italics indicate the base number of FP17s or Patient Questionnaire responses are less than 100. N/A is shown where the base number of responses is less than 10 during the period. % is calculated as Quantity/Base number\*100

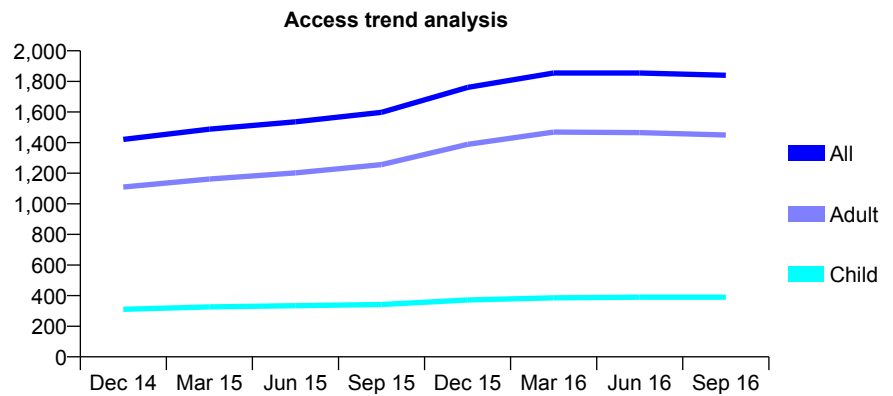
## Q68 - Vital Signs At a Glance Contract Report for 851477/0001 - September 2016

Name or company name	MRS N RAZAVI ARMAGHNI
Contract type name	GDS Contract
Purpose of contract	General
Contract start date	13/01/2014
Contract end date	

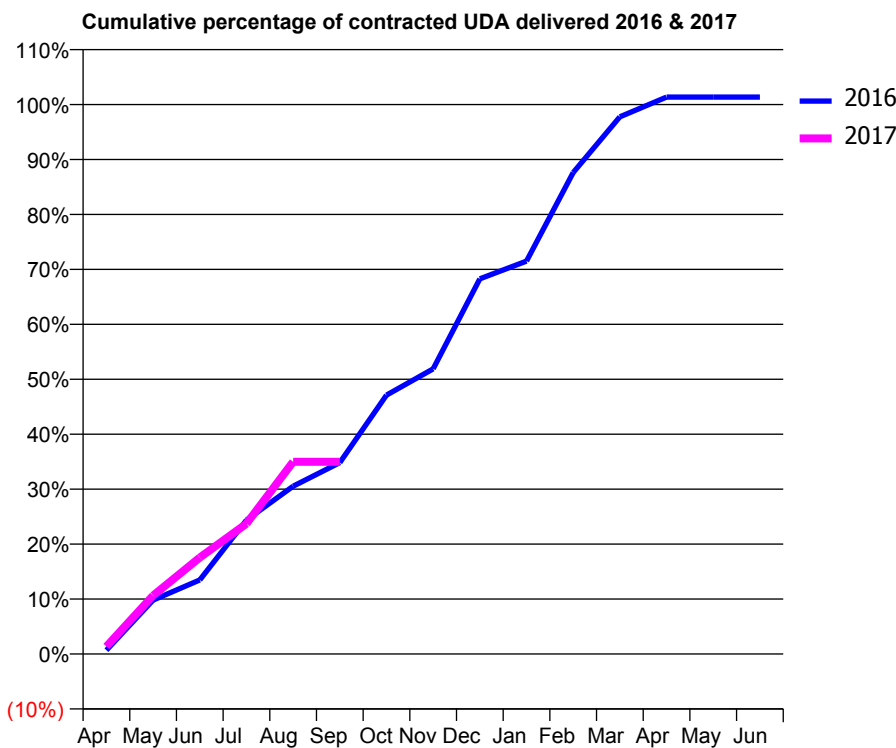
16/17 Contracted general activity (UDA)	6,000
Carry forward general activity (UDA)	-82
16/17 Contracted orthodontic activity (UOA)	0
Carry forward orthodontic activity (UOA)	0
Baseline contract value	£148,004.06

### ACCESS\*

Patients seen in 24 months	Total	Change since previous quarter
Quarter ending September 2015	1,598	
Quarter ending December 2015	1,761	↑
Quarter ending March 2016	1,855	↑
Quarter ending June 2016	1,855	→
Quarter ending September 2016	1,840	→
<b>Variance since September 2015</b>	<b>15.1%</b>	<b>↑</b>



### ACTIVITY



Month	Adjusted Scheduled Activity (UDA)	
	2016	2017
April	42	82
May	589	639
June	809	1,053
July	1,463	1,423
August	1,832	2,099
September	2,090	2,099
October	2,827	
November	3,113	
December	4,096	
January	4,290	
February	5,257	
March	5,865	
April	6,082	
May	6,082	
June	6,082	

### QUALITY

	Quantity	Base Number	Contract	AT	Region	England
% of FP17s for the same patient ID Re-attending within 3 months - Children	26	211	12.3%	9.8%	11.8%	12.4%
% of FP17s for the same patient ID Re-attending within 3 months - Adults	125	746	16.8%	15.8%	16.6%	16.7%
% of FP17s for the same patient ID Re-attending between 3 & 9 months - Children	101	211	47.9%	59.0%	60.2%	57.4%
% of FP17s for the same patient ID Re-attending between 3 & 9 months - Adults	347	746	46.5%	50.9%	52.0%	50.5%
% of FP17s for Band 1 Urgent Courses	69	859	8.0%	9.5%	9.4%	9.1%
% of FP17s Relating to Free Repair or Replacements	7	859	0.8%	0.6%	0.7%	0.8%
% of FP17s Relating to Continuations	20	859	2.3%	1.1%	1.2%	1.3%
% of Patients satisfied with the dentistry they have received	1	1	N/A	94.8%	93.6%	93.2%
% of Patients satisfied with the time they had to wait for an appointment	1	1	N/A	91.7%	89.1%	89.0%

\* This is based on patients treated on this contract for their most recent course of treatment. Figures in italics indicate the base number of FP17s or Patient Questionnaire responses are less than 100. N/A is shown where the base number of responses is less than 10 during the period. % is calculated as Quantity/Base number\*100

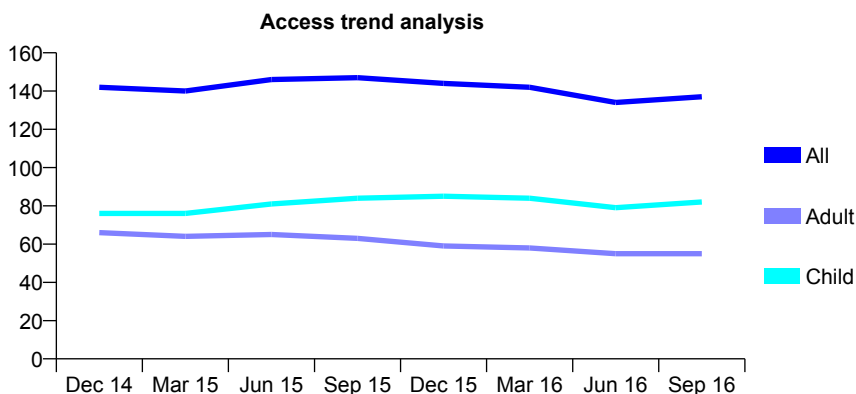
## Q68 - Vital Signs At a Glance Contract Report for 853119/0001 - September 2016

Name or company name	MRS RA SLOCOMBE
Contract type name	GDS Contract
Purpose of contract	General
Contract start date	01/06/2011
Contract end date	

16/17 Contracted general activity (UDA)	300
Carry forward general activity (UDA)	0
16/17 Contracted orthodontic activity (UOA)	0
Carry forward orthodontic activity (UOA)	0
Baseline contract value	£6,974.01

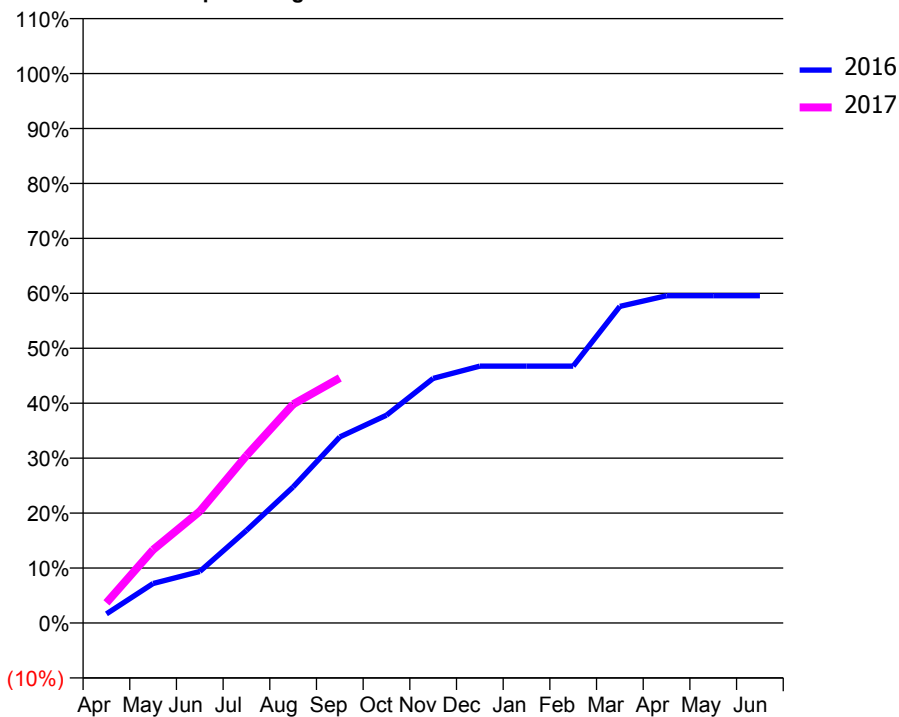
### ACCESS\*

Patients seen in 24 months	Total	Change since previous quarter
Quarter ending September 2015	147	
Quarter ending December 2015	144	↓
Quarter ending March 2016	142	↓
Quarter ending June 2016	134	↓
Quarter ending September 2016	137	↑
<b>Variance since September 2015</b>	<b>(6.8%)</b>	<b>↓</b>



### ACTIVITY

Cumulative percentage of contracted UDA delivered 2016 & 2017



Adjusted Scheduled Activity (UDA)

Month	2016	2017
April	7	11
May	30	40
June	39	61
July	71	91
August	104	119
September	142	134
October	159	
November	187	
December	196	
January	196	
February	196	
March	242	
April	250	
May	250	
June	250	

### QUALITY

	Quantity	Base Number	Contract	AT	Region	England
% of FP17s for the same patient ID Re-attending within 3 months - Children	2	78	2.6%	9.8%	11.8%	12.4%
% of FP17s for the same patient ID Re-attending within 3 months - Adults	1	23	4.3%	15.8%	16.6%	16.7%
% of FP17s for the same patient ID Re-attending between 3 & 9 months - Children	48	78	61.5%	59.0%	60.2%	57.4%
% of FP17s for the same patient ID Re-attending between 3 & 9 months - Adults	8	23	34.8%	50.9%	52.0%	50.5%
% of FP17s for Band 1 Urgent Courses	4	93	4.3%	9.5%	9.4%	9.1%
% of FP17s Relating to Free Repair or Replacements	0	93	0.0%	0.6%	0.7%	0.8%
% of FP17s Relating to Continuations	0	93	0.0%	1.1%	1.2%	1.3%
% of Patients satisfied with the dentistry they have received	0	0	N/A	94.8%	93.6%	93.2%
% of Patients satisfied with the time they had to wait for an appointment	0	0	N/A	91.7%	89.1%	89.0%

\* This is based on patients treated on this contract for their most recent course of treatment. Figures in italics indicate the base number of FP17s or Patient Questionnaire responses are less than 100. N/A is shown where the base number of responses is less than 10 during the period. % is calculated as Quantity/Base number\*100

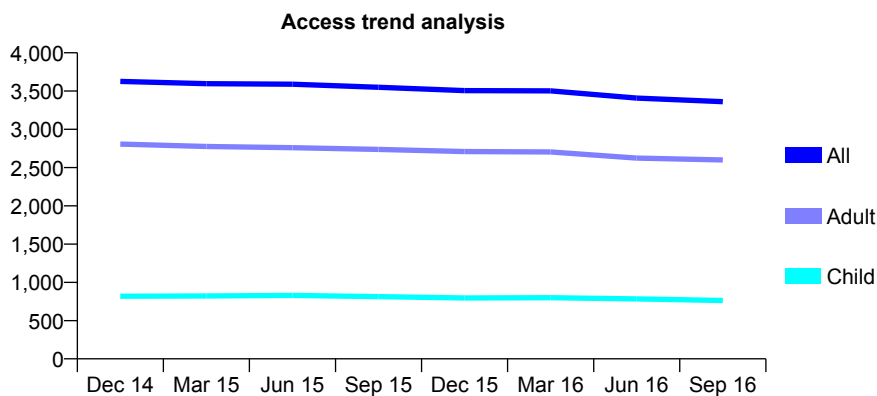
## Q68 - Vital Signs At a Glance Contract Report for 853429/0001 - September 2016

Name or company name	MR MR MOHAMMADI
Contract type name	GDS Contract
Purpose of contract	General
Contract start date	01/04/2006
Contract end date	

16/17 Contracted general activity (UDA)	16,000
Carry forward general activity (UDA)	-143
16/17 Contracted orthodontic activity (UOA)	0
Carry forward orthodontic activity (UOA)	0
Baseline contract value	£398,877.84

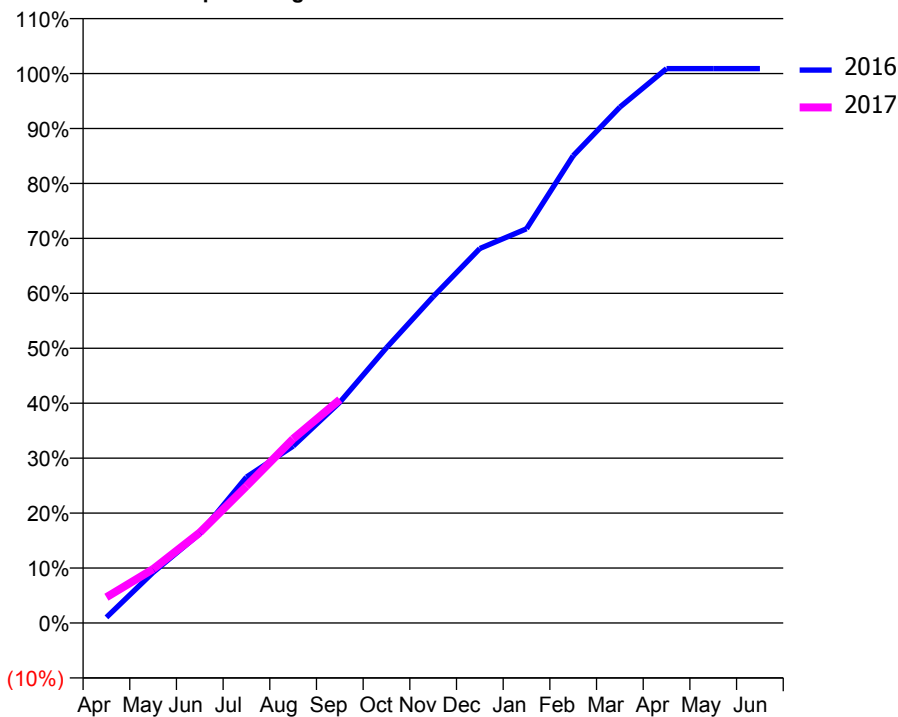
### ACCESS\*

Patients seen in 24 months	Total	Change since previous quarter
Quarter ending September 2015	3,550	
Quarter ending December 2015	3,506	↓
Quarter ending March 2016	3,503	→
Quarter ending June 2016	3,408	↓
Quarter ending September 2016	3,361	↓
<b>Variance since September 2015</b>	<b>(5.3%)</b>	<b>↓</b>



### ACTIVITY

Cumulative percentage of contracted UDA delivered 2016 & 2017



Month	Adjusted Scheduled Activity (UDA)	
	2016	2017
April	167	753
May	1,473	1,569
June	2,602	2,636
July	4,250	3,987
August	5,151	5,365
September	6,429	6,506
October	8,017	
November	9,505	
December	10,904	
January	11,477	
February	13,606	
March	15,022	
April	16,143	
May	16,143	
June	16,143	

### QUALITY

	Quantity	Base Number	Contract	AT	Region	England
% of FP17s for the same patient ID Re-attending within 3 months - Children	28	683	4.1%	9.8%	11.8%	12.4%
% of FP17s for the same patient ID Re-attending within 3 months - Adults	320	2,207	14.5%	15.8%	16.6%	16.7%
% of FP17s for the same patient ID Re-attending between 3 & 9 months - Children	515	683	75.4%	59.0%	60.2%	57.4%
% of FP17s for the same patient ID Re-attending between 3 & 9 months - Adults	1,440	2,207	65.2%	50.9%	52.0%	50.5%
% of FP17s for Band 1 Urgent Courses	176	2,557	6.9%	9.5%	9.4%	9.1%
% of FP17s Relating to Free Repair or Replacements	30	2,557	1.2%	0.6%	0.7%	0.8%
% of FP17s Relating to Continuations	63	2,557	2.5%	1.1%	1.2%	1.3%
% of Patients satisfied with the dentistry they have received	1	1	N/A	94.8%	93.6%	93.2%
% of Patients satisfied with the time they had to wait for an appointment	1	1	N/A	91.7%	89.1%	89.0%

\* This is based on patients treated on this contract for their most recent course of treatment. Figures in italics indicate the base number of FP17s or Patient Questionnaire responses are less than 100. N/A is shown where the base number of responses is less than 10 during the period. % is calculated as Quantity/Base number\*100



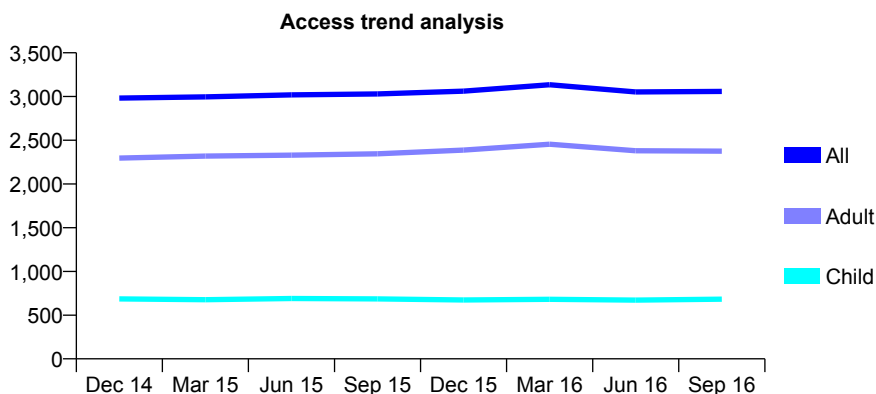
## Q68 - Vital Signs At a Glance Contract Report for 855022/0004 - September 2016

Name or company name	MS S MOUSAVI
Contract type name	GDS Contract
Purpose of contract	General
Contract start date	01/04/2008
Contract end date	

16/17 Contracted general activity (UDA)	10,716
Carry forward general activity (UDA)	33
16/17 Contracted orthodontic activity (UOA)	0
Carry forward orthodontic activity (UOA)	0
Baseline contract value	£230,253.61

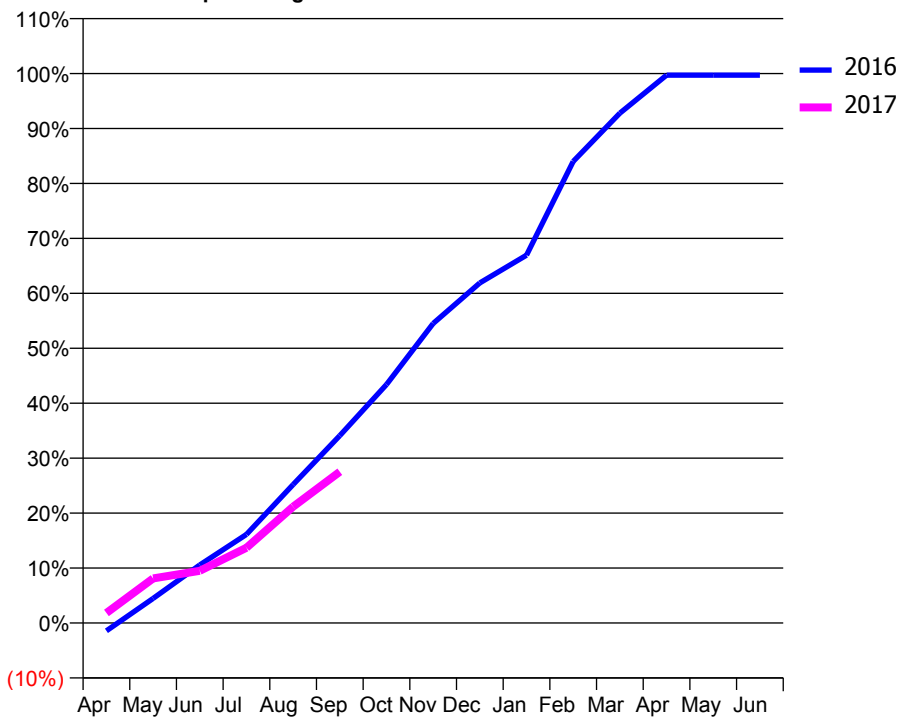
### ACCESS\*

Patients seen in 24 months	Total	Change since previous quarter
Quarter ending September 2015	3,030	
Quarter ending December 2015	3,061	→
Quarter ending March 2016	3,135	↑
Quarter ending June 2016	3,052	↓
Quarter ending September 2016	3,058	→
<b>Variance since September 2015</b>	<b>0.9%</b>	<b>→</b>



### ACTIVITY

Cumulative percentage of contracted UDA delivered 2016 & 2017



Adjusted Scheduled Activity (UDA)

Month	2016	2017
April	-156	197
May	479	870
June	1,132	1,017
July	1,728	1,468
August	2,702	2,269
September	3,655	2,951
October	4,652	
November	5,842	
December	6,634	
January	7,174	
February	9,000	
March	9,943	
April	10,683	
May	10,683	
June	10,683	

### QUALITY

	Quantity	Base Number	Contract	AT	Region	England
% of FP17s for the same patient ID Re-attending within 3 months - Children	23	328	7.0%	9.8%	11.8%	12.4%
% of FP17s for the same patient ID Re-attending within 3 months - Adults	154	1,154	13.3%	15.8%	16.6%	16.7%
% of FP17s for the same patient ID Re-attending between 3 & 9 months - Children	132	328	40.2%	59.0%	60.2%	57.4%
% of FP17s for the same patient ID Re-attending between 3 & 9 months - Adults	550	1,154	47.7%	50.9%	52.0%	50.5%
% of FP17s for Band 1 Urgent Courses	152	1,259	12.1%	9.5%	9.4%	9.1%
% of FP17s Relating to Free Repair or Replacements	6	1,259	0.5%	0.6%	0.7%	0.8%
% of FP17s Relating to Continuations	8	1,259	0.6%	1.1%	1.2%	1.3%
% of Patients satisfied with the dentistry they have received	3	3	N/A	94.8%	93.6%	93.2%
% of Patients satisfied with the time they had to wait for an appointment	3	3	N/A	91.7%	89.1%	89.0%

\* This is based on patients treated on this contract for their most recent course of treatment. Figures in italics indicate the base number of FP17s or Patient Questionnaire responses are less than 100. N/A is shown where the base number of responses is less than 10 during the period. % is calculated as Quantity/Base number\*100

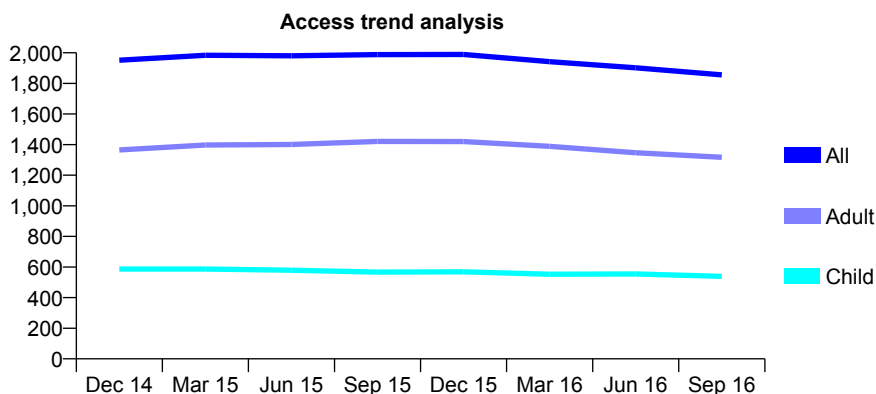
## Q68 - Vital Signs At a Glance Contract Report for 855138/0001 - September 2016

Name or company name	Ringmer Dental Practice
Contract type name	GDS Contract
Purpose of contract	General
Contract start date	01/11/2006
Contract end date	

16/17 Contracted general activity (UDA)	5,921
Carry forward general activity (UDA)	-6
16/17 Contracted orthodontic activity (UOA)	0
Carry forward orthodontic activity (UOA)	0
Baseline contract value	£136,640.03

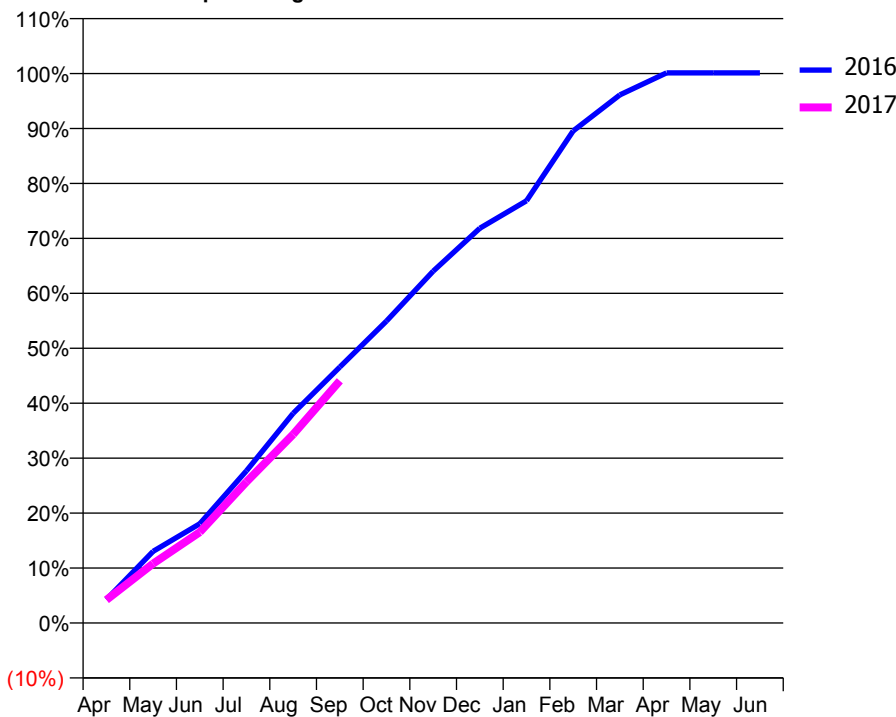
### ACCESS\*

Patients seen in 24 months	Total	Change since previous quarter
Quarter ending September 2015	1,988	
Quarter ending December 2015	1,989	→
Quarter ending March 2016	1,942	↓
Quarter ending June 2016	1,902	↓
Quarter ending September 2016	1,856	↓
<b>Variance since September 2015</b>	<b>(6.6%)</b>	<b>↓</b>



### ACTIVITY

Cumulative percentage of contracted UDA delivered 2016 & 2017



Month	Adjusted Scheduled Activity (UDA)	
	2016	2017
April	254	250
May	772	640
June	1,069	980
July	1,641	1,521
August	2,260	2,033
September	2,757	2,610
October	3,254	
November	3,792	
December	4,254	
January	4,550	
February	5,303	
March	5,691	
April	5,927	
May	5,927	
June	5,927	

### QUALITY

	Quantity	Base Number	Contract	AT	Region	England
% of FP17s for the same patient ID Re-attending within 3 months - Children	22	438	5.0%	9.8%	11.8%	12.4%
% of FP17s for the same patient ID Re-attending within 3 months - Adults	188	1,030	18.3%	15.8%	16.6%	16.7%
% of FP17s for the same patient ID Re-attending between 3 & 9 months - Children	306	438	69.9%	59.0%	60.2%	57.4%
% of FP17s for the same patient ID Re-attending between 3 & 9 months - Adults	611	1,030	59.3%	50.9%	52.0%	50.5%
% of FP17s for Band 1 Urgent Courses	122	1,362	9.0%	9.5%	9.4%	9.1%
% of FP17s Relating to Free Repair or Replacements	0	1,362	0.0%	0.6%	0.7%	0.8%
% of FP17s Relating to Continuations	16	1,362	1.2%	1.1%	1.2%	1.3%
% of Patients satisfied with the dentistry they have received	1	1	N/A	94.8%	93.6%	93.2%
% of Patients satisfied with the time they had to wait for an appointment	1	1	N/A	91.7%	89.1%	89.0%

\* This is based on patients treated on this contract for their most recent course of treatment. Figures in italics indicate the base number of FP17s or Patient Questionnaire responses are less than 100. N/A is shown where the base number of responses is less than 10 during the period. % is calculated as Quantity/Base number\*100

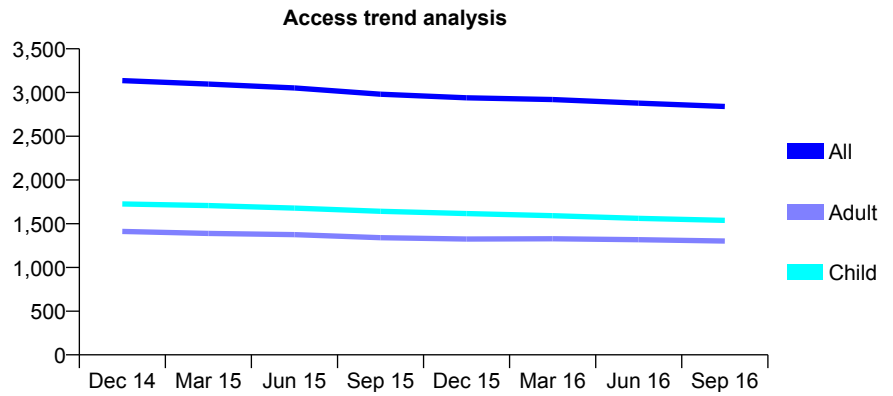
## Q68 - Vital Signs At a Glance Contract Report for 859370/0001 - September 2016

Name or company name	MR T DEHLESEN
Contract type name	GDS Contract
Purpose of contract	General
Contract start date	01/04/2009
Contract end date	

16/17 Contracted general activity (UDA)	6,400
Carry forward general activity (UDA)	0
16/17 Contracted orthodontic activity (UOA)	0
Carry forward orthodontic activity (UOA)	0
Baseline contract value	£150,261.17

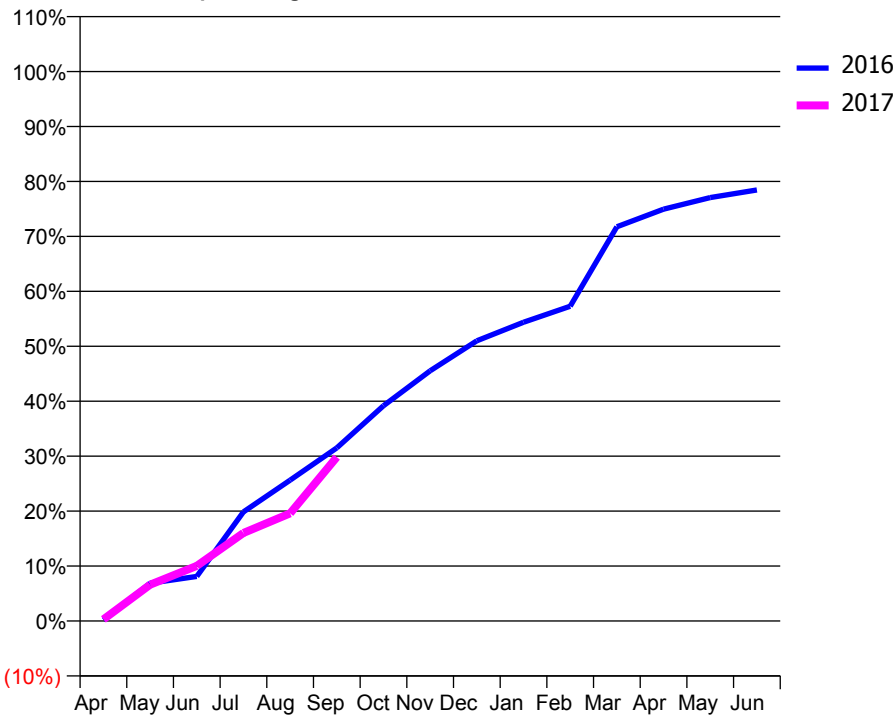
### ACCESS\*

Patients seen in 24 months	Total	Change since previous quarter
Quarter ending September 2015	2,981	
Quarter ending December 2015	2,940	↓
Quarter ending March 2016	2,920	→
Quarter ending June 2016	2,878	↓
Quarter ending September 2016	2,840	↓
<b>Variance since September 2015</b>	<b>(4.7%)</b>	<b>↓</b>



### ACTIVITY

Cumulative percentage of contracted UDA delivered 2016 & 2017



Month	Adjusted Scheduled Activity (UDA)	
	2016	2017
April	13	20
May	440	424
June	519	642
July	1,271	1,026
August	1,642	1,254
September	2,017	1,910
October	2,508	
November	2,915	
December	3,264	
January	3,480	
February	3,666	
March	4,592	
April	4,797	
May	4,932	
June	5,020	

### QUALITY

	Quantity	Base Number	Contract	AT	Region	England
% of FP17s for the same patient ID Re-attending within 3 months - Children	68	1,108	6.1%	9.8%	11.8%	12.4%
% of FP17s for the same patient ID Re-attending within 3 months - Adults	57	715	8.0%	15.8%	16.6%	16.7%
% of FP17s for the same patient ID Re-attending between 3 & 9 months - Children	663	1,108	59.8%	59.0%	60.2%	57.4%
% of FP17s for the same patient ID Re-attending between 3 & 9 months - Adults	372	715	52.0%	50.9%	52.0%	50.5%
% of FP17s for Band 1 Urgent Courses	49	1,495	3.3%	9.5%	9.4%	9.1%
% of FP17s Relating to Free Repair or Replacements	3	1,495	0.2%	0.6%	0.7%	0.8%
% of FP17s Relating to Continuations	29	1,495	1.9%	1.1%	1.2%	1.3%
% of Patients satisfied with the dentistry they have received	1	1	N/A	94.8%	93.6%	93.2%
% of Patients satisfied with the time they had to wait for an appointment	1	1	N/A	91.7%	89.1%	89.0%

\* This is based on patients treated on this contract for their most recent course of treatment. Figures in italics indicate the base number of FP17s or Patient Questionnaire responses are less than 100. N/A is shown where the base number of responses is less than 10 during the period. % is calculated as Quantity/Base number\*100

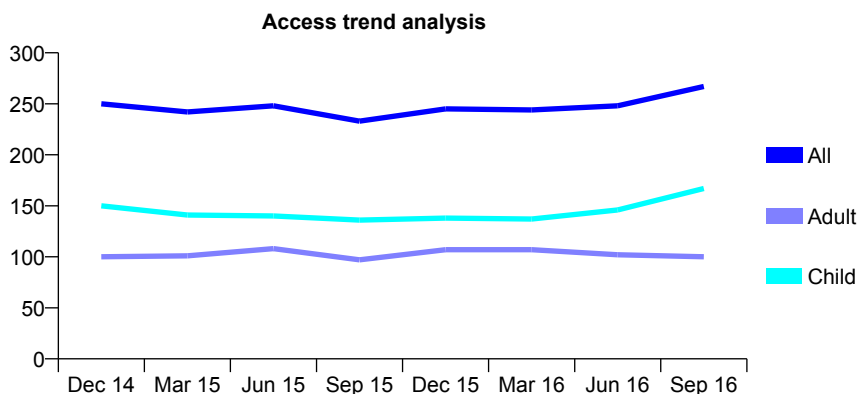
## Q68 - Vital Signs At a Glance Contract Report for 861189/0001 - September 2016

Name or company name	MR K SHAH
Contract type name	GDS Contract
Purpose of contract	General
Contract start date	20/09/2012
Contract end date	

16/17 Contracted general activity (UDA)	550
Carry forward general activity (UDA)	-1
16/17 Contracted orthodontic activity (UOA)	0
Carry forward orthodontic activity (UOA)	0
Baseline contract value	£14,707.40

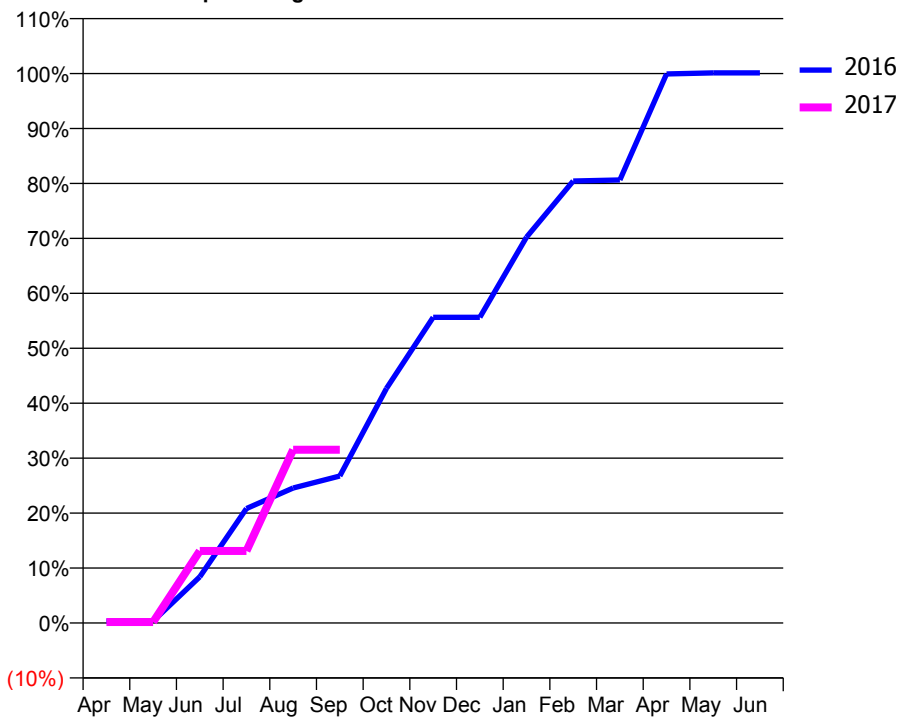
### ACCESS\*

Patients seen in 24 months	Total	Change since previous quarter
Quarter ending September 2015	233	
Quarter ending December 2015	245	↑
Quarter ending March 2016	244	→
Quarter ending June 2016	248	→
Quarter ending September 2016	267	↑
<b>Variance since September 2015</b>	<b>14.6%</b>	<b>↑</b>



### ACTIVITY

Cumulative percentage of contracted UDA delivered 2016 & 2017



Month	Adjusted Scheduled Activity (UDA)	
	2016	2017
April	2	1
May	2	1
June	46	72
July	115	72
August	135	173
September	147	173
October	235	
November	306	
December	306	
January	386	
February	442	
March	443	
April	550	
May	551	
June	551	

### QUALITY

	Quantity	Base Number	Contract	AT	Region	England
% of FP17s for the same patient ID Re-attending within 3 months - Children	7	141	5.0%	9.8%	11.8%	12.4%
% of FP17s for the same patient ID Re-attending within 3 months - Adults	1	32	3.1%	15.8%	16.6%	16.7%
% of FP17s for the same patient ID Re-attending between 3 & 9 months - Children	80	141	56.7%	59.0%	60.2%	57.4%
% of FP17s for the same patient ID Re-attending between 3 & 9 months - Adults	15	32	46.9%	50.9%	52.0%	50.5%
% of FP17s for Band 1 Urgent Courses	2	94	2.1%	9.5%	9.4%	9.1%
% of FP17s Relating to Free Repair or Replacements	0	94	0.0%	0.6%	0.7%	0.8%
% of FP17s Relating to Continuations	0	94	0.0%	1.1%	1.2%	1.3%
% of Patients satisfied with the dentistry they have received	0	0	N/A	94.8%	93.6%	93.2%
% of Patients satisfied with the time they had to wait for an appointment	0	0	N/A	91.7%	89.1%	89.0%

\* This is based on patients treated on this contract for their most recent course of treatment. Figures in italics indicate the base number of FP17s or Patient Questionnaire responses are less than 100. N/A is shown where the base number of responses is less than 10 during the period. % is calculated as Quantity/Base number\*100

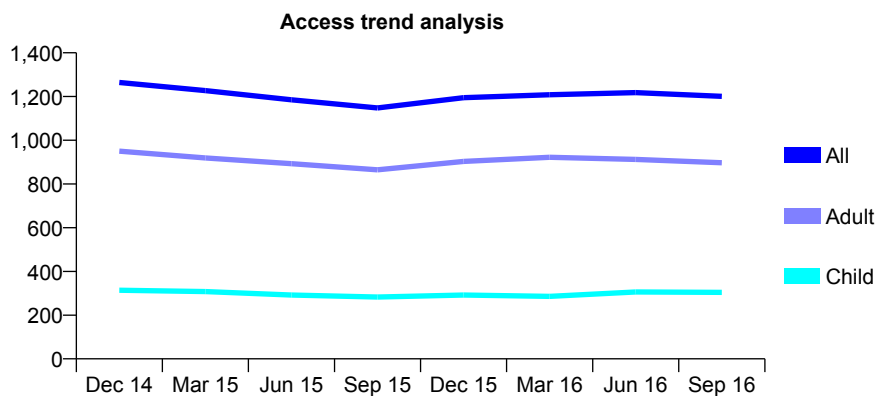
## Q68 - Vital Signs At a Glance Contract Report for 878650/0001 - September 2016

Name or company name	MS M YANMAZ
Contract type name	GDS Contract
Purpose of contract	General
Contract start date	01/04/2012
Contract end date	

16/17 Contracted general activity (UDA)	5,000
Carry forward general activity (UDA)	-57
16/17 Contracted orthodontic activity (UOA)	0
Carry forward orthodontic activity (UOA)	0
Baseline contract value	£125,559.76

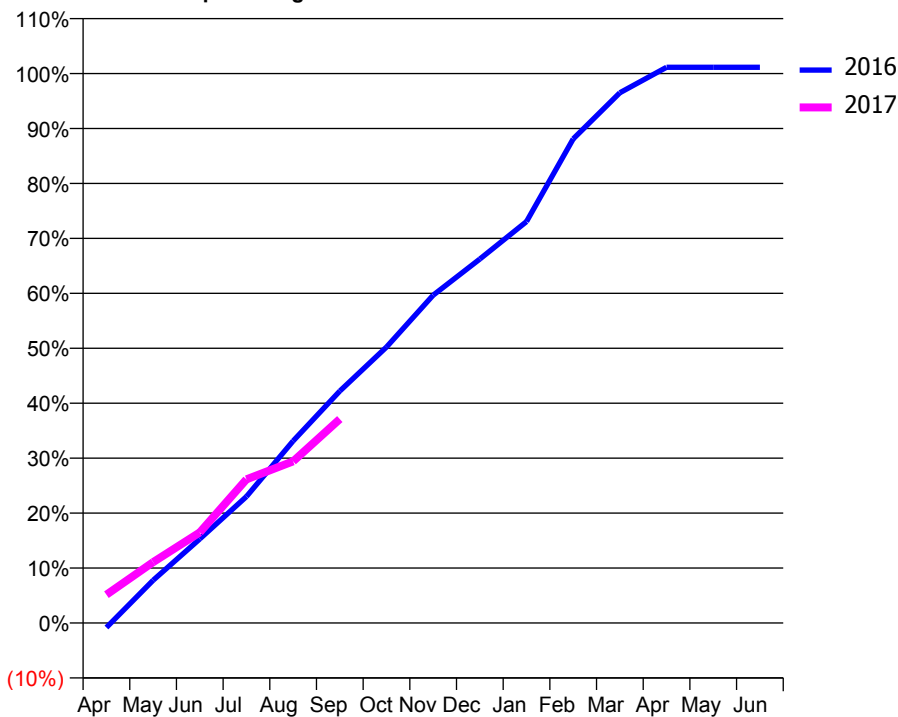
### ACCESS\*

Patients seen in 24 months	Total	Change since previous quarter
Quarter ending September 2015	1,148	
Quarter ending December 2015	1,195	↑
Quarter ending March 2016	1,208	→
Quarter ending June 2016	1,218	→
Quarter ending September 2016	1,201	↓
<b>Variance since September 2015</b>	<b>4.6%</b>	<b>↑</b>



### ACTIVITY

Cumulative percentage of contracted UDA delivered 2016 & 2017



Month	Adjusted Scheduled Activity (UDA)	
	2016	2017
April	-41	257
May	389	554
June	765	824
July	1,151	1,308
August	1,657	1,471
September	2,110	1,856
October	2,511	
November	2,983	
December	3,312	
January	3,653	
February	4,405	
March	4,825	
April	5,057	
May	5,057	
June	5,057	

### QUALITY

	Quantity	Base Number	Contract	AT	Region	England
% of FP17s for the same patient ID Re-attending within 3 months - Children	43	278	15.5%	9.8%	11.8%	12.4%
% of FP17s for the same patient ID Re-attending within 3 months - Adults	138	714	19.3%	15.8%	16.6%	16.7%
% of FP17s for the same patient ID Re-attending between 3 & 9 months - Children	164	278	59.0%	59.0%	60.2%	57.4%
% of FP17s for the same patient ID Re-attending between 3 & 9 months - Adults	448	714	62.7%	50.9%	52.0%	50.5%
% of FP17s for Band 1 Urgent Courses	86	911	9.4%	9.5%	9.4%	9.1%
% of FP17s Relating to Free Repair or Replacements	3	911	0.3%	0.6%	0.7%	0.8%
% of FP17s Relating to Continuations	16	911	1.8%	1.1%	1.2%	1.3%
% of Patients satisfied with the dentistry they have received	2	2	N/A	94.8%	93.6%	93.2%
% of Patients satisfied with the time they had to wait for an appointment	2	2	N/A	91.7%	89.1%	89.0%

\* This is based on patients treated on this contract for their most recent course of treatment. Figures in italics indicate the base number of FP17s or Patient Questionnaire responses are less than 100. N/A is shown where the base number of responses is less than 10 during the period. % is calculated as Quantity/Base number\*100

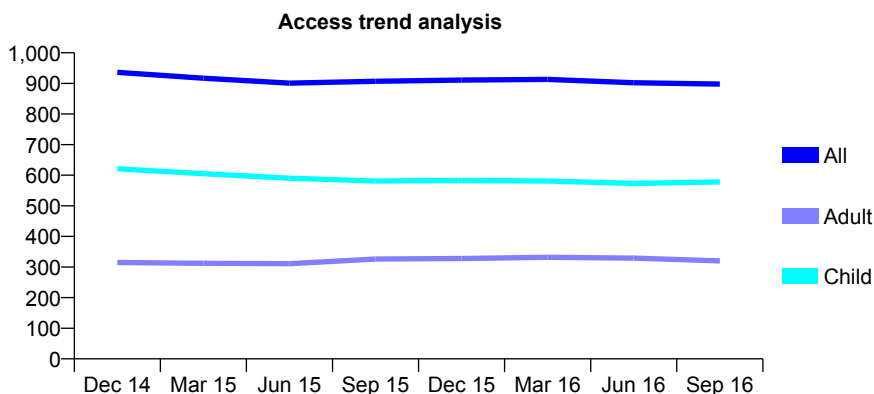
## Q68 - Vital Signs At a Glance Contract Report for 898872/0001 - September 2016

Name or company name	MR NP WILLIS
Contract type name	GDS Contract
Purpose of contract	General
Contract start date	01/04/2006
Contract end date	

16/17 Contracted general activity (UDA)	3,800
Carry forward general activity (UDA)	0
16/17 Contracted orthodontic activity (UOA)	0
Carry forward orthodontic activity (UOA)	0
Baseline contract value	£110,758.67

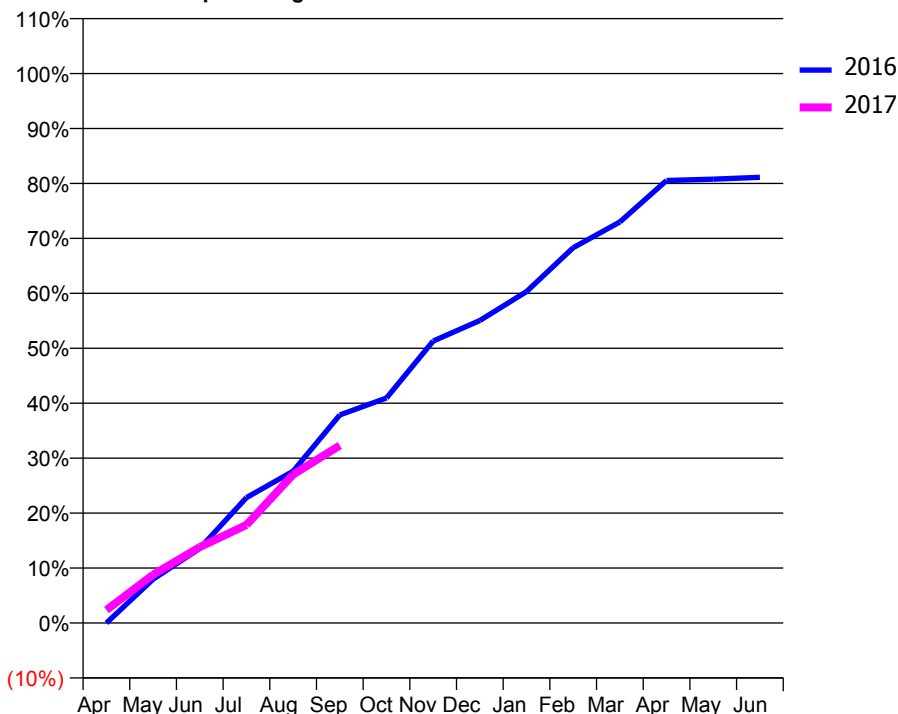
### ACCESS\*

Patients seen in 24 months	Total	Change since previous quarter
Quarter ending September 2015	907	
Quarter ending December 2015	911	→
Quarter ending March 2016	913	→
Quarter ending June 2016	902	↓
Quarter ending September 2016	898	→
<b>Variance since September 2015</b>	<b>(1.0%)</b>	<b>→</b>



### ACTIVITY

Cumulative percentage of contracted UDA delivered 2016 & 2017



Adjusted Scheduled Activity (UDA)

Month	2016	2017
April	0	90
May	303	334
June	516	526
July	867	679
August	1,050	1,027
September	1,439	1,228
October	1,556	
November	1,950	
December	2,092	
January	2,292	
February	2,595	
March	2,774	
April	3,060	
May	3,069	
June	3,082	

### QUALITY

	Quantity	Base Number	Contract	AT	Region	England
% of FP17s for the same patient ID Re-attending within 3 months - Children	81	556	14.6%	9.8%	11.8%	12.4%
% of FP17s for the same patient ID Re-attending within 3 months - Adults	45	179	25.1%	15.8%	16.6%	16.7%
% of FP17s for the same patient ID Re-attending between 3 & 9 months - Children	347	556	62.4%	59.0%	60.2%	57.4%
% of FP17s for the same patient ID Re-attending between 3 & 9 months - Adults	82	179	45.8%	50.9%	52.0%	50.5%
% of FP17s for Band 1 Urgent Courses	5	565	0.9%	9.5%	9.4%	9.1%
% of FP17s Relating to Free Repair or Replacements	3	565	0.5%	0.6%	0.7%	0.8%
% of FP17s Relating to Continuations	5	565	0.9%	1.1%	1.2%	1.3%
% of Patients satisfied with the dentistry they have received	0	0	N/A	94.8%	93.6%	93.2%
% of Patients satisfied with the time they had to wait for an appointment	0	0	N/A	91.7%	89.1%	89.0%

\* This is based on patients treated on this contract for their most recent course of treatment. Figures in italics indicate the base number of FP17s or Patient Questionnaire responses are less than 100. N/A is shown where the base number of responses is less than 10 during the period. % is calculated as Quantity/Base number\*100

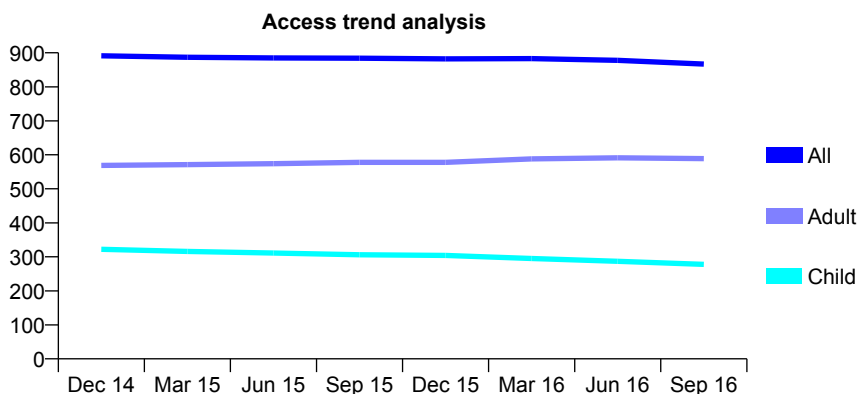
## Q68 - Vital Signs At a Glance Contract Report for 906301/0001 - September 2016

Name or company name	MR G HABBERFIELD-BATEMAN
Contract type name	GDS Contract
Purpose of contract	General
Contract start date	01/04/2006
Contract end date	

16/17 Contracted general activity (UDA)	2,000
Carry forward general activity (UDA)	-40
16/17 Contracted orthodontic activity (UOA)	0
Carry forward orthodontic activity (UOA)	0
Baseline contract value	£43,795.35

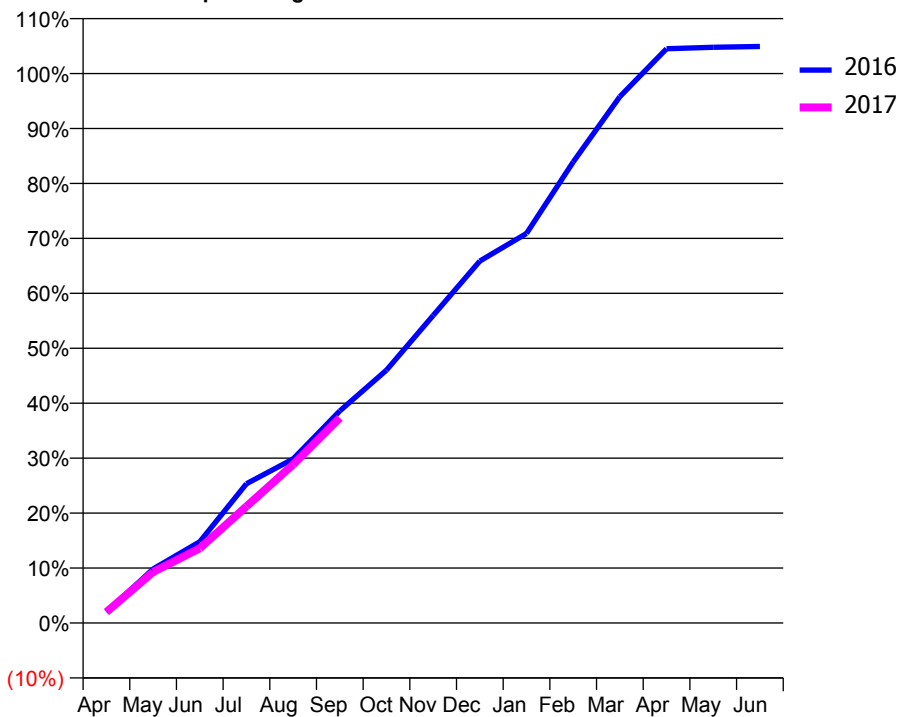
### ACCESS\*

Patients seen in 24 months	Total	Change since previous quarter
Quarter ending September 2015	884	
Quarter ending December 2015	882	→
Quarter ending March 2016	883	→
Quarter ending June 2016	878	→
Quarter ending September 2016	867	↓
<b>Variance since September 2015</b>	<b>(1.9%)</b>	<b>↓</b>



### ACTIVITY

Cumulative percentage of contracted UDA delivered 2016 & 2017



Adjusted Scheduled Activity (UDA)

Month	2016	2017
April	40	40
May	197	185
June	296	272
July	507	425
August	597	577
September	772	747
October	920	
November	1,119	
December	1,317	
January	1,418	
February	1,678	
March	1,916	
April	2,090	
May	2,095	
June	2,098	

### QUALITY

	Quantity	Base Number	Contract	AT	Region	England
% of FP17s for the same patient ID Re-attending within 3 months - Children	10	172	5.8%	9.8%	11.8%	12.4%
% of FP17s for the same patient ID Re-attending within 3 months - Adults	38	316	12.0%	15.8%	16.6%	16.7%
% of FP17s for the same patient ID Re-attending between 3 & 9 months - Children	88	172	51.2%	59.0%	60.2%	57.4%
% of FP17s for the same patient ID Re-attending between 3 & 9 months - Adults	132	316	41.8%	50.9%	52.0%	50.5%
% of FP17s for Band 1 Urgent Courses	19	398	4.8%	9.5%	9.4%	9.1%
% of FP17s Relating to Free Repair or Replacements	0	398	0.0%	0.6%	0.7%	0.8%
% of FP17s Relating to Continuations	0	398	0.0%	1.1%	1.2%	1.3%
% of Patients satisfied with the dentistry they have received	0	0	N/A	94.8%	93.6%	93.2%
% of Patients satisfied with the time they had to wait for an appointment	0	0	N/A	91.7%	89.1%	89.0%

\* This is based on patients treated on this contract for their most recent course of treatment. Figures in italics indicate the base number of FP17s or Patient Questionnaire responses are less than 100. N/A is shown where the base number of responses is less than 10 during the period. % is calculated as Quantity/Base number\*100



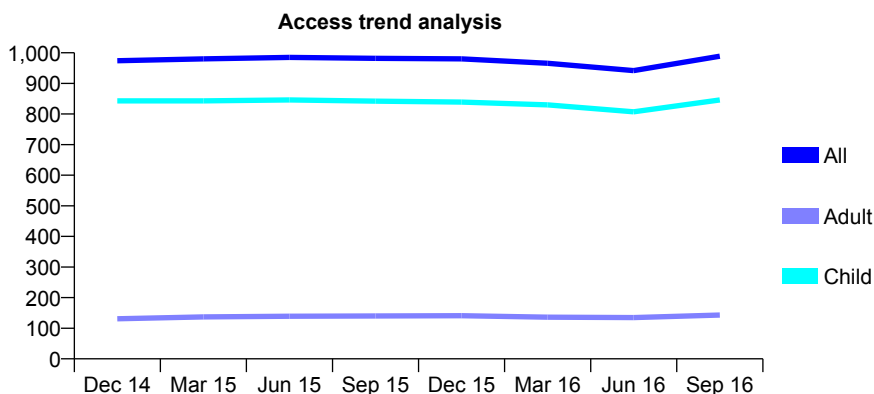
## Q68 - Vital Signs At a Glance Contract Report for 906743/0001 - September 2016

Name or company name	MR PS NAYLER
Contract type name	GDS Contract
Purpose of contract	General
Contract start date	01/04/2006
Contract end date	

16/17 Contracted general activity (UDA)	1,799
Carry forward general activity (UDA)	0
16/17 Contracted orthodontic activity (UOA)	0
Carry forward orthodontic activity (UOA)	0
Baseline contract value	£38,285.71

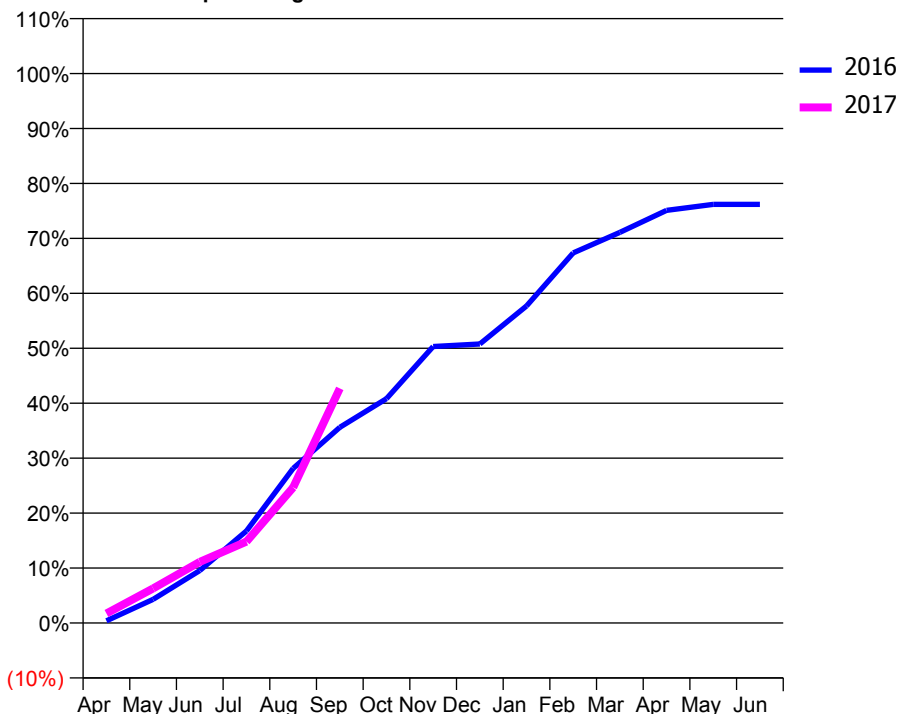
### ACCESS\*

Patients seen in 24 months	Total	Change since previous quarter
Quarter ending September 2015	982	
Quarter ending December 2015	980	→
Quarter ending March 2016	966	↓
Quarter ending June 2016	942	↓
Quarter ending September 2016	989	↑
<b>Variance since September 2015</b>	<b>0.7%</b>	<b>→</b>



### ACTIVITY

Cumulative percentage of contracted UDA delivered 2016 & 2017



Adjusted Scheduled Activity (UDA)

Month	2016	2017
April	7	31
May	77	113
June	172	200
July	301	266
August	506	444
September	641	768
October	735	
November	905	
December	913	
January	1,038	
February	1,212	
March	1,279	
April	1,351	
May	1,371	
June	1,371	

### QUALITY

	Quantity	Base Number	Contract	AT	Region	England
% of FP17s for the same patient ID Re-attending within 3 months - Children	46	659	7.0%	9.8%	11.8%	12.4%
% of FP17s for the same patient ID Re-attending within 3 months - Adults	4	46	8.7%	15.8%	16.6%	16.7%
% of FP17s for the same patient ID Re-attending between 3 & 9 months - Children	246	659	37.3%	59.0%	60.2%	57.4%
% of FP17s for the same patient ID Re-attending between 3 & 9 months - Adults	18	46	39.1%	50.9%	52.0%	50.5%
% of FP17s for Band 1 Urgent Courses	35	545	6.4%	9.5%	9.4%	9.1%
% of FP17s Relating to Free Repair or Replacements	1	545	0.2%	0.6%	0.7%	0.8%
% of FP17s Relating to Continuations	0	545	0.0%	1.1%	1.2%	1.3%
% of Patients satisfied with the dentistry they have received	0	0	N/A	94.8%	93.6%	93.2%
% of Patients satisfied with the time they had to wait for an appointment	0	0	N/A	91.7%	89.1%	89.0%

\* This is based on patients treated on this contract for their most recent course of treatment. Figures in italics indicate the base number of FP17s or Patient Questionnaire responses are less than 100. N/A is shown where the base number of responses is less than 10 during the period. % is calculated as Quantity/Base number\*100

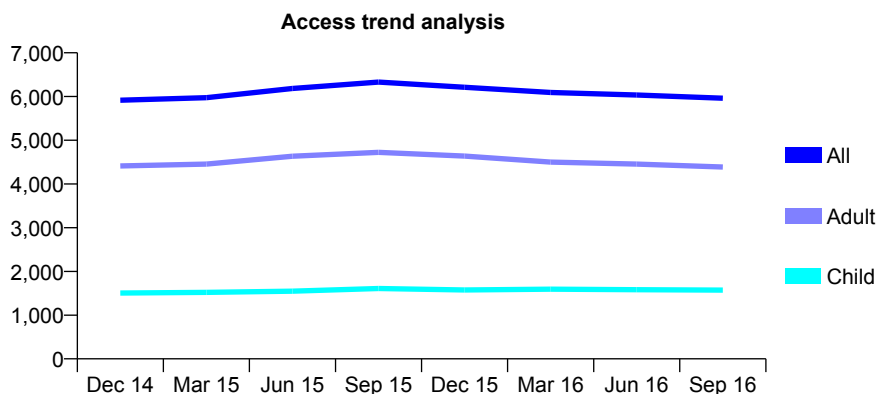
## Q68 - Vital Signs At a Glance Contract Report for 906956/0002 - September 2016

Name or company name	MR KW GREY
Contract type name	GDS Contract
Purpose of contract	General
Contract start date	01/04/2006
Contract end date	

16/17 Contracted general activity (UDA)	21,423
Carry forward general activity (UDA)	-108
16/17 Contracted orthodontic activity (UOA)	0
Carry forward orthodontic activity (UOA)	0
Baseline contract value	£627,810.57

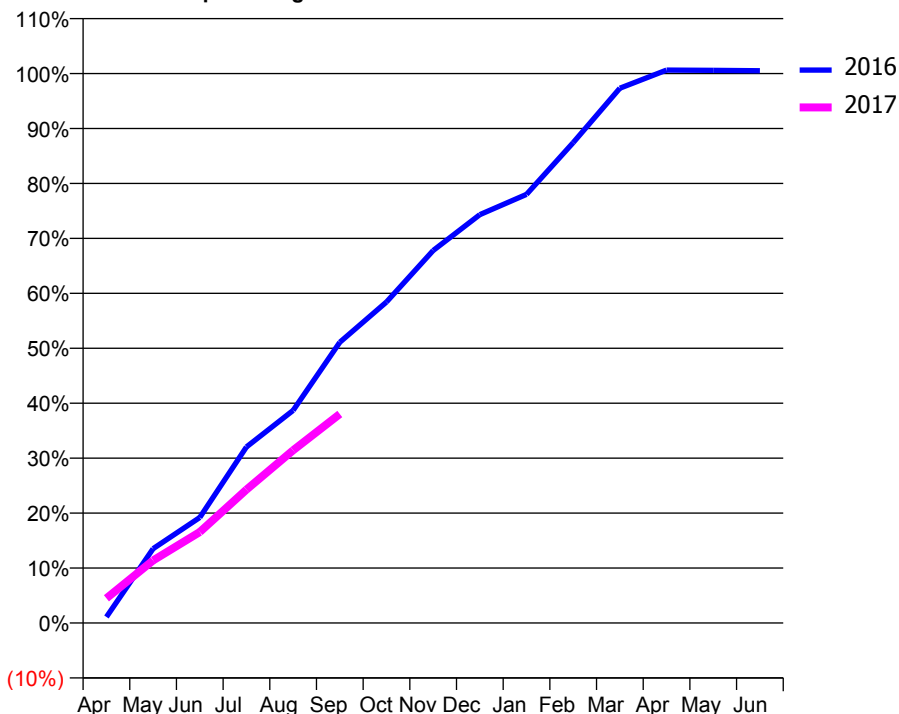
### ACCESS\*

Patients seen in 24 months	Total	Change since previous quarter
Quarter ending September 2015	6,332	
Quarter ending December 2015	6,213	↓
Quarter ending March 2016	6,093	↓
Quarter ending June 2016	6,035	→
Quarter ending September 2016	5,960	↓
<b>Variance since September 2015</b>	<b>(5.9%)</b>	<b>↓</b>



### ACTIVITY

Cumulative percentage of contracted UDA delivered 2016 & 2017



Adjusted Scheduled Activity (UDA)

Month	2016	2017
April	237	964
May	2,896	2,440
June	4,115	3,550
July	6,867	5,202
August	8,292	6,734
September	10,946	8,147
October	12,514	
November	14,523	
December	15,920	
January	16,713	
February	18,726	
March	20,851	
April	21,555	
May	21,548	
June	21,531	

### QUALITY

	Quantity	Base Number	Contract	AT	Region	England
% of FP17s for the same patient ID Re-attending within 3 months - Children	61	895	6.8%	9.8%	11.8%	12.4%
% of FP17s for the same patient ID Re-attending within 3 months - Adults	339	2,468	13.7%	15.8%	16.6%	16.7%
% of FP17s for the same patient ID Re-attending between 3 & 9 months - Children	351	895	39.2%	59.0%	60.2%	57.4%
% of FP17s for the same patient ID Re-attending between 3 & 9 months - Adults	973	2,468	39.4%	50.9%	52.0%	50.5%
% of FP17s for Band 1 Urgent Courses	296	3,032	9.8%	9.5%	9.4%	9.1%
% of FP17s Relating to Free Repair or Replacements	11	3,032	0.4%	0.6%	0.7%	0.8%
% of FP17s Relating to Continuations	5	3,032	0.2%	1.1%	1.2%	1.3%
% of Patients satisfied with the dentistry they have received	4	5	N/A	94.8%	93.6%	93.2%
% of Patients satisfied with the time they had to wait for an appointment	5	5	N/A	91.7%	89.1%	89.0%

\* This is based on patients treated on this contract for their most recent course of treatment. Figures in italics indicate the base number of FP17s or Patient Questionnaire responses are less than 100. N/A is shown where the base number of responses is less than 10 during the period. % is calculated as Quantity/Base number\*100

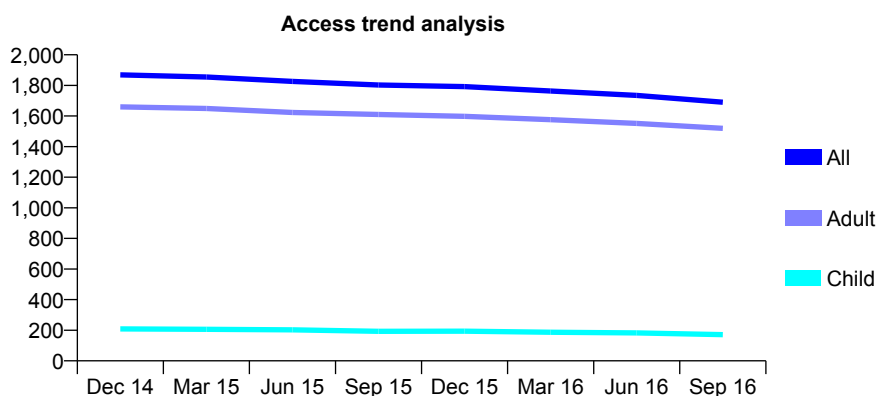
## Q68 - Vital Signs At a Glance Contract Report for 907707/0001 - September 2016

Name or company name	MR DH GABE
Contract type name	GDS Contract
Purpose of contract	General
Contract start date	01/04/2006
Contract end date	

16/17 Contracted general activity (UDA)	6,857
Carry forward general activity (UDA)	161
16/17 Contracted orthodontic activity (UOA)	0
Carry forward orthodontic activity (UOA)	0
Baseline contract value	£164,223.40

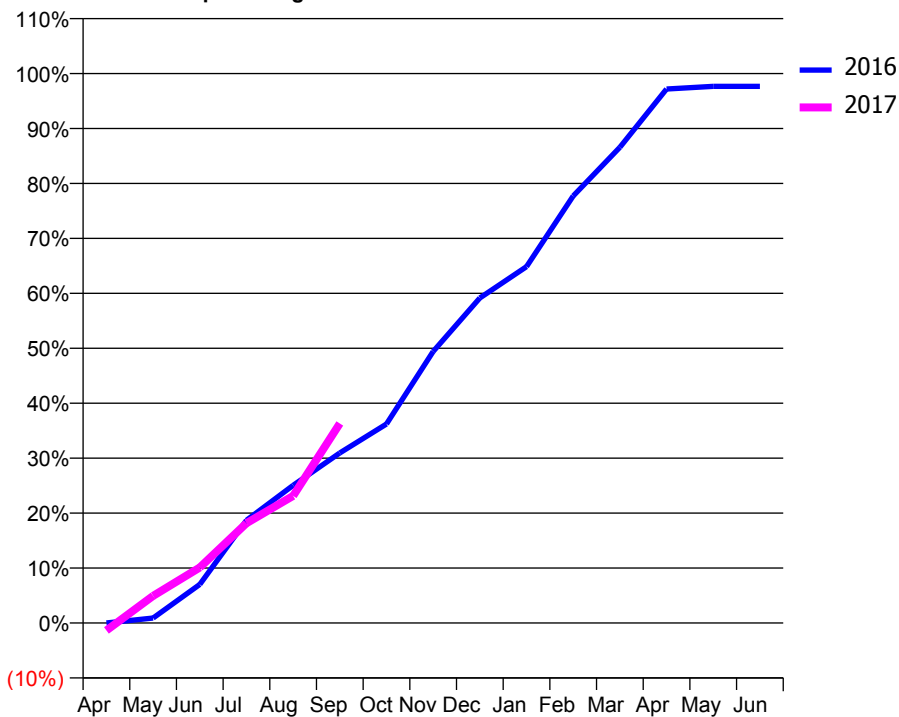
### ACCESS\*

Patients seen in 24 months	Total	Change since previous quarter
Quarter ending September 2015	1,803	
Quarter ending December 2015	1,792	→
Quarter ending March 2016	1,763	↓
Quarter ending June 2016	1,735	↓
Quarter ending September 2016	1,690	↓
<b>Variance since September 2015</b>	<b>(6.3%)</b>	<b>↓</b>



### ACTIVITY

Cumulative percentage of contracted UDA delivered 2016 & 2017



Month	Adjusted Scheduled Activity (UDA)	
	2016	2017
April	0	-94
May	62	339
June	481	693
July	1,282	1,246
August	1,718	1,587
September	2,122	2,490
October	2,483	
November	3,389	
December	4,056	
January	4,446	
February	5,328	
March	5,936	
April	6,664	
May	6,697	
June	6,696	

### QUALITY

	Quantity	Base Number	Contract	AT	Region	England
% of FP17s for the same patient ID Re-attending within 3 months - Children	5	145	3.4%	9.8%	11.8%	12.4%
% of FP17s for the same patient ID Re-attending within 3 months - Adults	301	1,350	22.3%	15.8%	16.6%	16.7%
% of FP17s for the same patient ID Re-attending between 3 & 9 months - Children	106	145	73.1%	59.0%	60.2%	57.4%
% of FP17s for the same patient ID Re-attending between 3 & 9 months - Adults	842	1,350	62.4%	50.9%	52.0%	50.5%
% of FP17s for Band 1 Urgent Courses	85	1,245	6.8%	9.5%	9.4%	9.1%
% of FP17s Relating to Free Repair or Replacements	9	1,245	0.7%	0.6%	0.7%	0.8%
% of FP17s Relating to Continuations	45	1,245	3.6%	1.1%	1.2%	1.3%
% of Patients satisfied with the dentistry they have received	3	3	N/A	94.8%	93.6%	93.2%
% of Patients satisfied with the time they had to wait for an appointment	2	3	N/A	91.7%	89.1%	89.0%

\* This is based on patients treated on this contract for their most recent course of treatment. Figures in italics indicate the base number of FP17s or Patient Questionnaire responses are less than 100. N/A is shown where the base number of responses is less than 10 during the period. % is calculated as Quantity/Base number\*100

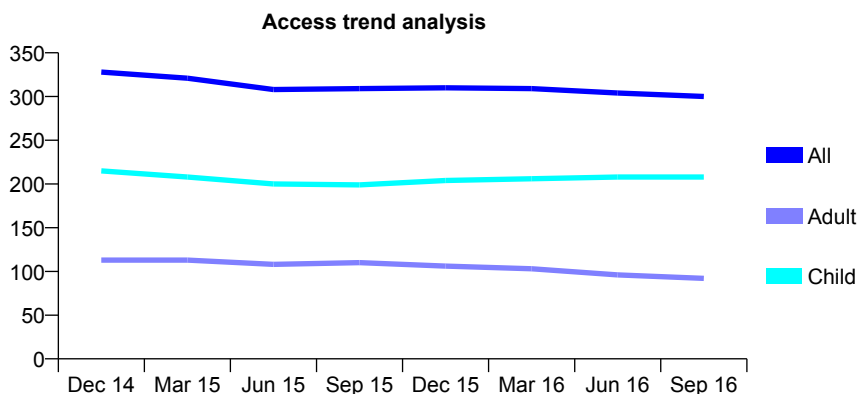
## Q68 - Vital Signs At a Glance Contract Report for 911445/0001 - September 2016

Name or company name	MR JE REED
Contract type name	GDS Contract
Purpose of contract	General
Contract start date	01/04/2006
Contract end date	

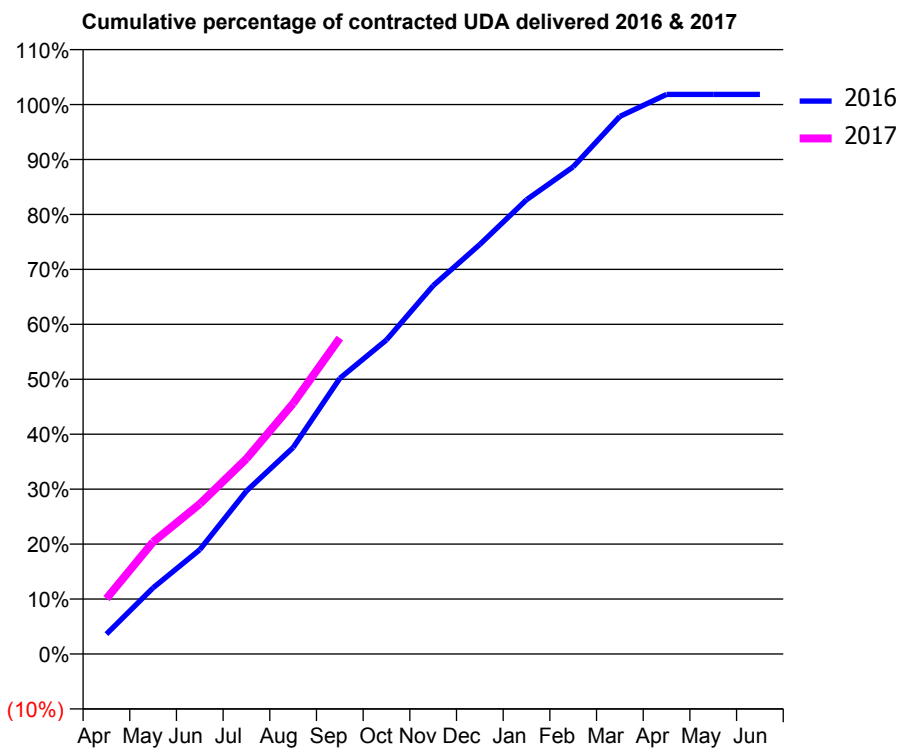
16/17 Contracted general activity (UDA)	825
Carry forward general activity (UDA)	-15
16/17 Contracted orthodontic activity (UOA)	0
Carry forward orthodontic activity (UOA)	0
Baseline contract value	£20,212.76

### ACCESS\*

Patients seen in 24 months	Total	Change since previous quarter
Quarter ending September 2015	309	
Quarter ending December 2015	310	→
Quarter ending March 2016	309	→
Quarter ending June 2016	304	↓
Quarter ending September 2016	300	↓
<b>Variance since September 2015</b>	<b>(2.9%)</b>	<b>↓</b>



### ACTIVITY



Month	Adjusted Scheduled Activity (UDA)	
	2016	2017
April	30	83
May	99	168
June	157	225
July	245	293
August	310	376
September	414	474
October	472	
November	553	
December	615	
January	682	
February	731	
March	807	
April	840	
May	840	
June	840	

### QUALITY

	Quantity	Base Number	Contract	AT	Region	England
% of FP17s for the same patient ID Re-attending within 3 months - Children	42	224	18.8%	9.8%	11.8%	12.4%
% of FP17s for the same patient ID Re-attending within 3 months - Adults	27	77	35.1%	15.8%	16.6%	16.7%
% of FP17s for the same patient ID Re-attending between 3 & 9 months - Children	137	224	61.2%	59.0%	60.2%	57.4%
% of FP17s for the same patient ID Re-attending between 3 & 9 months - Adults	31	77	40.3%	50.9%	52.0%	50.5%
% of FP17s for Band 1 Urgent Courses	27	277	9.7%	9.5%	9.4%	9.1%
% of FP17s Relating to Free Repair or Replacements	0	277	0.0%	0.6%	0.7%	0.8%
% of FP17s Relating to Continuations	0	277	0.0%	1.1%	1.2%	1.3%
% of Patients satisfied with the dentistry they have received	0	0	N/A	94.8%	93.6%	93.2%
% of Patients satisfied with the time they had to wait for an appointment	0	0	N/A	91.7%	89.1%	89.0%

\* This is based on patients treated on this contract for their most recent course of treatment. Figures in italics indicate the base number of FP17s or Patient Questionnaire responses are less than 100. N/A is shown where the base number of responses is less than 10 during the period. % is calculated as Quantity/Base number\*100

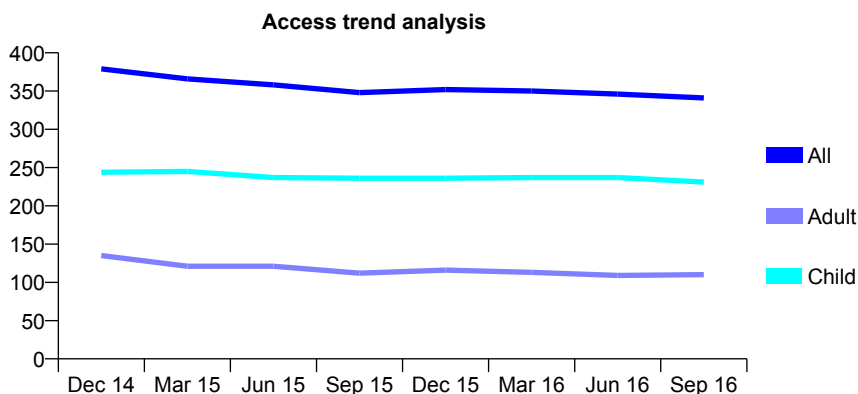
## Q68 - Vital Signs At a Glance Contract Report for 911607/0001 - September 2016

Name or company name	MR NJ MARSHALL
Contract type name	GDS Contract
Purpose of contract	General
Contract start date	01/04/2006
Contract end date	

16/17 Contracted general activity (UDA)	756
Carry forward general activity (UDA)	-2
16/17 Contracted orthodontic activity (UOA)	0
Carry forward orthodontic activity (UOA)	0
Baseline contract value	£16,748.42

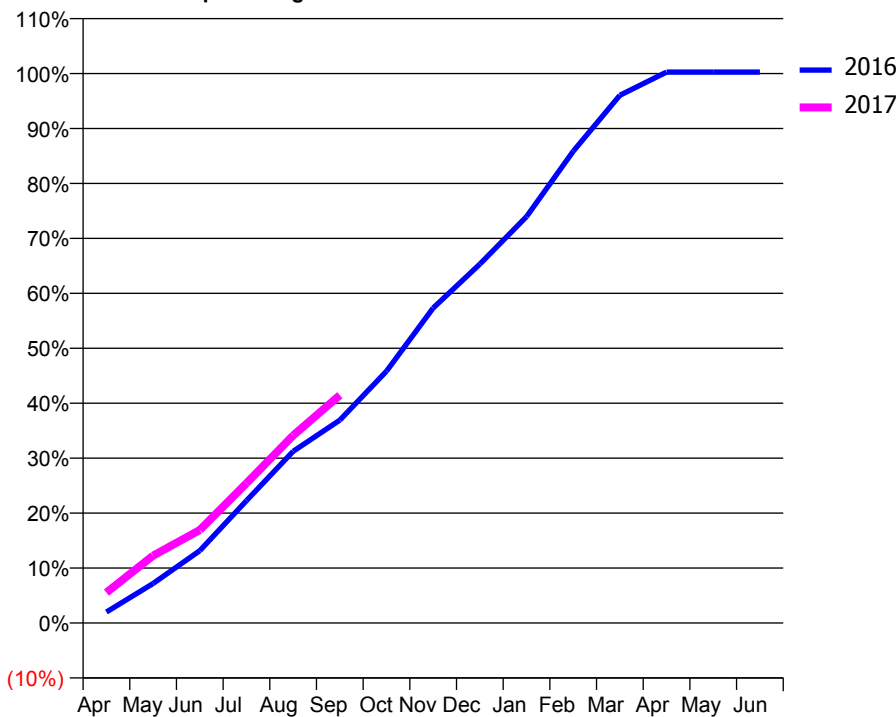
### ACCESS\*

Patients seen in 24 months	Total	Change since previous quarter
Quarter ending September 2015	348	
Quarter ending December 2015	352	→
Quarter ending March 2016	350	→
Quarter ending June 2016	346	↓
Quarter ending September 2016	341	↓
<b>Variance since September 2015</b>	<b>(2.0%)</b>	<b>↓</b>



### ACTIVITY

Cumulative percentage of contracted UDA delivered 2016 & 2017



Adjusted Scheduled Activity (UDA)

Month	2016	2017
April	15	42
May	54	93
June	100	128
July	168	192
August	236	258
September	279	313
October	346	
November	433	
December	494	
January	559	
February	649	
March	726	
April	758	
May	758	
June	758	

### QUALITY

	Quantity	Base Number	Contract	AT	Region	England
% of FP17s for the same patient ID Re-attending within 3 months - Children	5	190	2.6%	9.8%	11.8%	12.4%
% of FP17s for the same patient ID Re-attending within 3 months - Adults	7	65	10.8%	15.8%	16.6%	16.7%
% of FP17s for the same patient ID Re-attending between 3 & 9 months - Children	148	190	77.9%	59.0%	60.2%	57.4%
% of FP17s for the same patient ID Re-attending between 3 & 9 months - Adults	40	65	61.5%	50.9%	52.0%	50.5%
% of FP17s for Band 1 Urgent Courses	12	232	5.2%	9.5%	9.4%	9.1%
% of FP17s Relating to Free Repair or Replacements	0	232	0.0%	0.6%	0.7%	0.8%
% of FP17s Relating to Continuations	0	232	0.0%	1.1%	1.2%	1.3%
% of Patients satisfied with the dentistry they have received	0	0	N/A	94.8%	93.6%	93.2%
% of Patients satisfied with the time they had to wait for an appointment	0	0	N/A	91.7%	89.1%	89.0%

\* This is based on patients treated on this contract for their most recent course of treatment. Figures in italics indicate the base number of FP17s or Patient Questionnaire responses are less than 100. N/A is shown where the base number of responses is less than 10 during the period. % is calculated as Quantity/Base number\*100

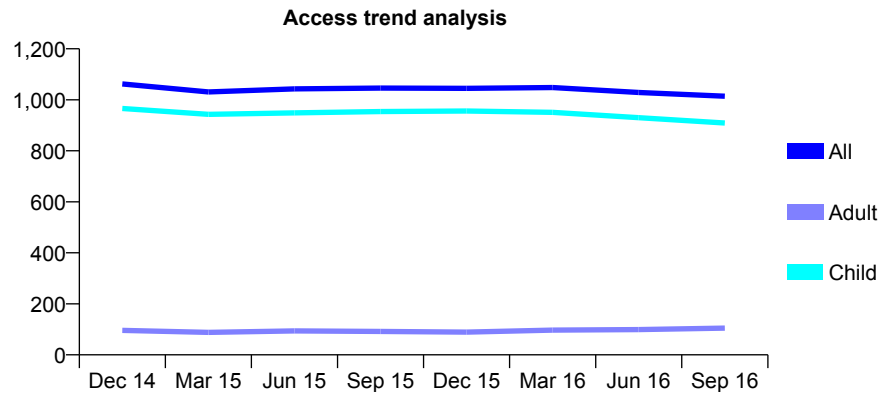
## Q68 - Vital Signs At a Glance Contract Report for 913219/0001 - September 2016

Name or company name	MR AO REEVES
Contract type name	GDS Contract
Purpose of contract	General
Contract start date	01/04/2006
Contract end date	

16/17 Contracted general activity (UDA)	1,987
Carry forward general activity (UDA)	-27
16/17 Contracted orthodontic activity (UOA)	0
Carry forward orthodontic activity (UOA)	0
Baseline contract value	£44,155.12

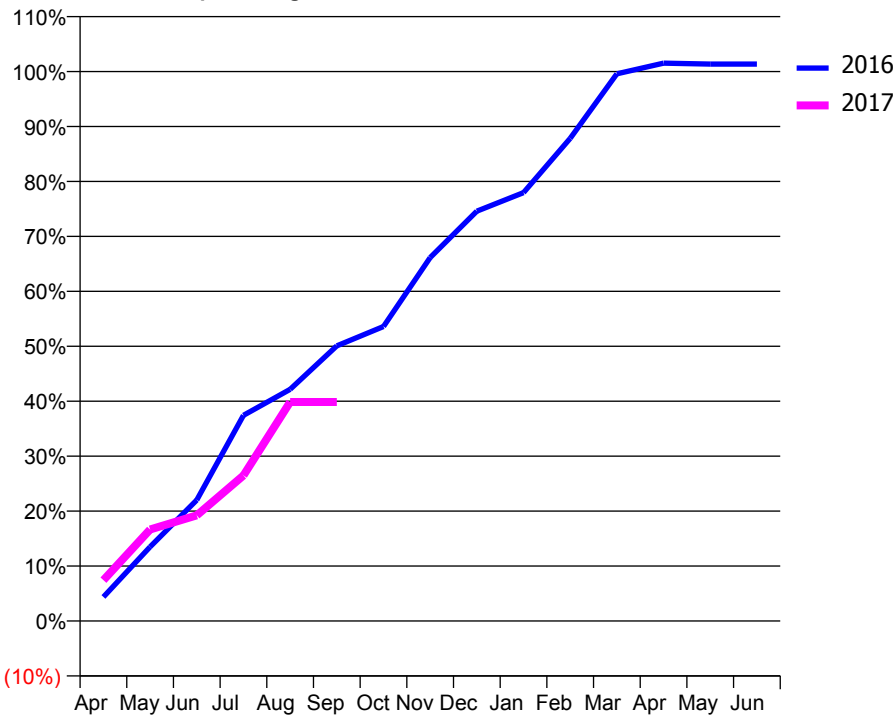
### ACCESS\*

Patients seen in 24 months	Total	Change since previous quarter
Quarter ending September 2015	1,046	
Quarter ending December 2015	1,045	→
Quarter ending March 2016	1,048	→
Quarter ending June 2016	1,029	↓
Quarter ending September 2016	1,014	↓
<b>Variance since September 2015</b>	<b>(3.1%)</b>	<b>↓</b>



### ACTIVITY

Cumulative percentage of contracted UDA delivered 2016 & 2017



Month	Adjusted Scheduled Activity (UDA)	
	2016	2017
April	87	148
May	268	331
June	438	382
July	744	526
August	838	792
September	995	792
October	1,065	
November	1,314	
December	1,482	
January	1,549	
February	1,745	
March	1,979	
April	2,017	
May	2,014	
June	2,014	

### QUALITY

	Quantity	Base Number	Contract	AT	Region	England
% of FP17s for the same patient ID Re-attending within 3 months - Children	15	680	2.2%	9.8%	11.8%	12.4%
% of FP17s for the same patient ID Re-attending within 3 months - Adults	0	1	0.0%	15.8%	16.6%	16.7%
% of FP17s for the same patient ID Re-attending between 3 & 9 months - Children	555	680	81.6%	59.0%	60.2%	57.4%
% of FP17s for the same patient ID Re-attending between 3 & 9 months - Adults	0	1	0.0%	50.9%	52.0%	50.5%
% of FP17s for Band 1 Urgent Courses	6	654	0.9%	9.5%	9.4%	9.1%
% of FP17s Relating to Free Repair or Replacements	0	654	0.0%	0.6%	0.7%	0.8%
% of FP17s Relating to Continuations	0	654	0.0%	1.1%	1.2%	1.3%
% of Patients satisfied with the dentistry they have received	0	0	N/A	94.8%	93.6%	93.2%
% of Patients satisfied with the time they had to wait for an appointment	0	0	N/A	91.7%	89.1%	89.0%

\* This is based on patients treated on this contract for their most recent course of treatment. Figures in italics indicate the base number of FP17s or Patient Questionnaire responses are less than 100. N/A is shown where the base number of responses is less than 10 during the period. % is calculated as Quantity/Base number\*100

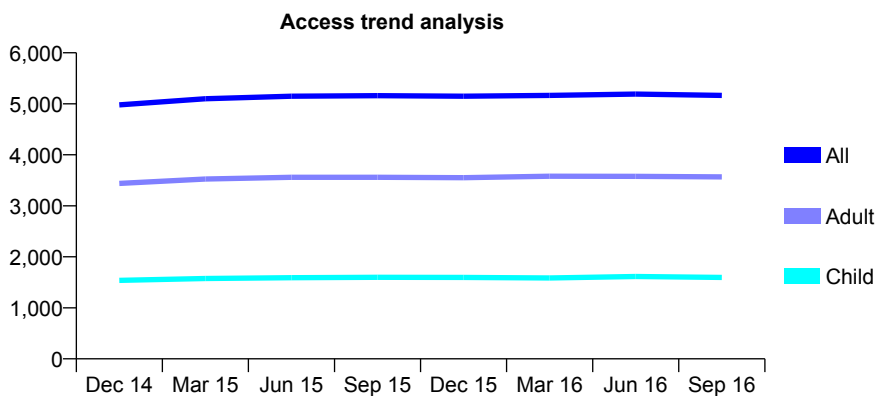
## Q68 - Vital Signs At a Glance Contract Report for 913553/0001 - September 2016

Name or company name	MR AM BROWN
Contract type name	GDS Contract
Purpose of contract	General
Contract start date	01/04/2006
Contract end date	

16/17 Contracted general activity (UDA)	11,982
Carry forward general activity (UDA)	47
16/17 Contracted orthodontic activity (UOA)	0
Carry forward orthodontic activity (UOA)	0
Baseline contract value	£280,263.81

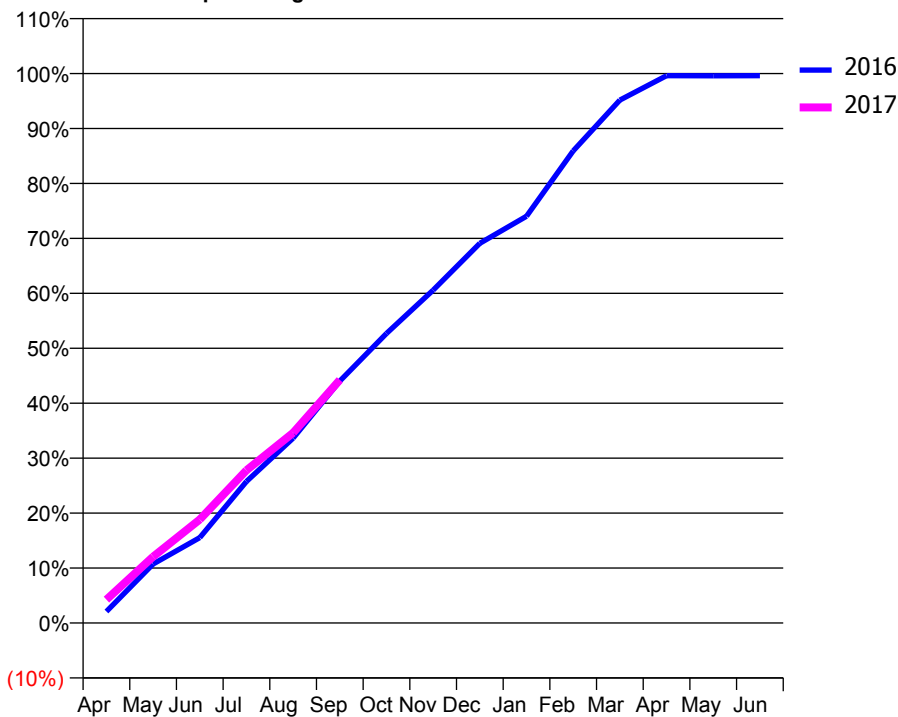
### ACCESS\*

Patients seen in 24 months	Total	Change since previous quarter
Quarter ending September 2015	5,159	
Quarter ending December 2015	5,148	→
Quarter ending March 2016	5,165	→
Quarter ending June 2016	5,192	→
Quarter ending September 2016	5,165	→
<b>Variance since September 2015</b>	<b>0.1%</b>	<b>→</b>



### ACTIVITY

Cumulative percentage of contracted UDA delivered 2016 & 2017



Month	Adjusted Scheduled Activity (UDA)	
	2016	2017
April	251	510
May	1,285	1,447
June	1,862	2,256
July	3,086	3,332
August	4,032	4,148
September	5,275	5,303
October	6,313	
November	7,258	
December	8,279	
January	8,870	
February	10,295	
March	11,402	
April	11,935	
May	11,931	
June	11,935	

### QUALITY

	Quantity	Base Number	Contract	AT	Region	England
% of FP17s for the same patient ID Re-attending within 3 months - Children	63	1,328	4.7%	9.8%	11.8%	12.4%
% of FP17s for the same patient ID Re-attending within 3 months - Adults	272	2,489	10.9%	15.8%	16.6%	16.7%
% of FP17s for the same patient ID Re-attending between 3 & 9 months - Children	930	1,328	70.0%	59.0%	60.2%	57.4%
% of FP17s for the same patient ID Re-attending between 3 & 9 months - Adults	1,395	2,489	56.0%	50.9%	52.0%	50.5%
% of FP17s for Band 1 Urgent Courses	276	3,489	7.9%	9.5%	9.4%	9.1%
% of FP17s Relating to Free Repair or Replacements	8	3,489	0.2%	0.6%	0.7%	0.8%
% of FP17s Relating to Continuations	0	3,489	0.0%	1.1%	1.2%	1.3%
% of Patients satisfied with the dentistry they have received	6	7	N/A	94.8%	93.6%	93.2%
% of Patients satisfied with the time they had to wait for an appointment	7	7	N/A	91.7%	89.1%	89.0%

\* This is based on patients treated on this contract for their most recent course of treatment. Figures in italics indicate the base number of FP17s or Patient Questionnaire responses are less than 100. N/A is shown where the base number of responses is less than 10 during the period. % is calculated as Quantity/Base number\*100



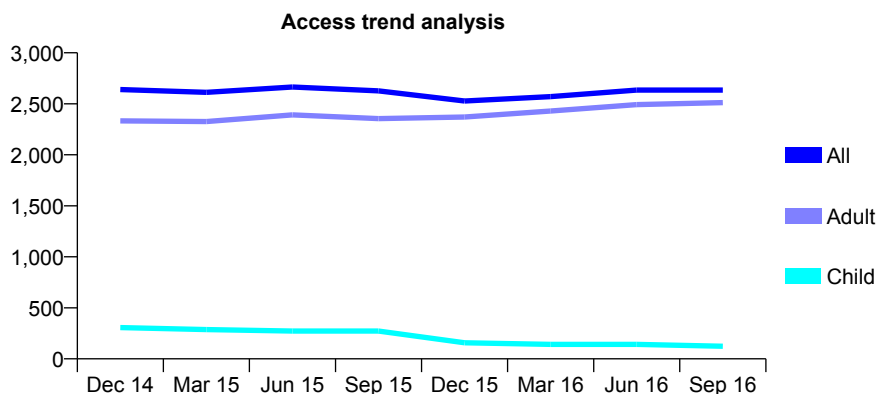
## Q68 - Vital Signs At a Glance Contract Report for 914673/0002 - September 2016

Name or company name	MR M SEIFOURI
Contract type name	GDS Contract
Purpose of contract	General
Contract start date	01/08/2011
Contract end date	

16/17 Contracted general activity (UDA)	7,753
Carry forward general activity (UDA)	-36
16/17 Contracted orthodontic activity (UOA)	0
Carry forward orthodontic activity (UOA)	0
Baseline contract value	£224,006.68

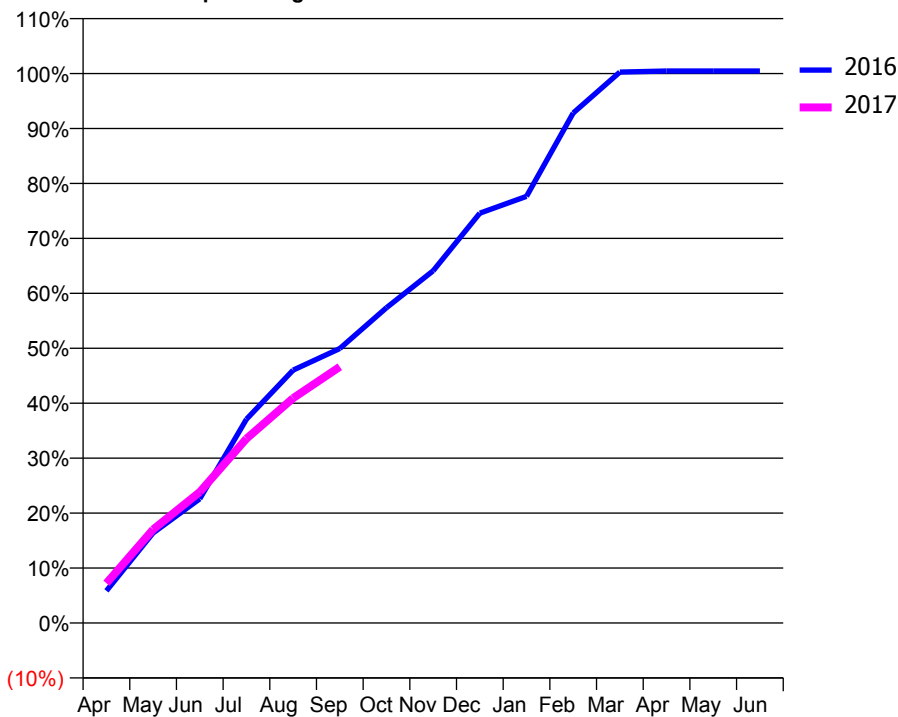
### ACCESS\*

Patients seen in 24 months	Total	Change since previous quarter
Quarter ending September 2015	2,627	
Quarter ending December 2015	2,528	↓
Quarter ending March 2016	2,571	→
Quarter ending June 2016	2,634	↑
Quarter ending September 2016	2,635	→
<b>Variance since September 2015</b>	<b>0.3%</b>	<b>→</b>



### ACTIVITY

Cumulative percentage of contracted UDA delivered 2016 & 2017



Month	Adjusted Scheduled Activity (UDA)	
	2016	2017
April	455	562
May	1,272	1,320
June	1,753	1,848
July	2,876	2,602
August	3,569	3,174
September	3,873	3,616
October	4,448	
November	4,970	
December	5,783	
January	6,020	
February	7,195	
March	7,773	
April	7,789	
May	7,789	
June	7,789	

### QUALITY

	Quantity	Base Number	Contract	AT	Region	England
% of FP17s for the same patient ID Re-attending within 3 months - Children	1	90	1.1%	9.8%	11.8%	12.4%
% of FP17s for the same patient ID Re-attending within 3 months - Adults	97	1,442	6.7%	15.8%	16.6%	16.7%
% of FP17s for the same patient ID Re-attending between 3 & 9 months - Children	9	90	10.0%	59.0%	60.2%	57.4%
% of FP17s for the same patient ID Re-attending between 3 & 9 months - Adults	548	1,442	38.0%	50.9%	52.0%	50.5%
% of FP17s for Band 1 Urgent Courses	20	1,522	1.3%	9.5%	9.4%	9.1%
% of FP17s Relating to Free Repair or Replacements	0	1,522	0.0%	0.6%	0.7%	0.8%
% of FP17s Relating to Continuations	0	1,522	0.0%	1.1%	1.2%	1.3%
% of Patients satisfied with the dentistry they have received	2	2	N/A	94.8%	93.6%	93.2%
% of Patients satisfied with the time they had to wait for an appointment	2	2	N/A	91.7%	89.1%	89.0%

\* This is based on patients treated on this contract for their most recent course of treatment. Figures in italics indicate the base number of FP17s or Patient Questionnaire responses are less than 100. N/A is shown where the base number of responses is less than 10 during the period. % is calculated as Quantity/Base number\*100

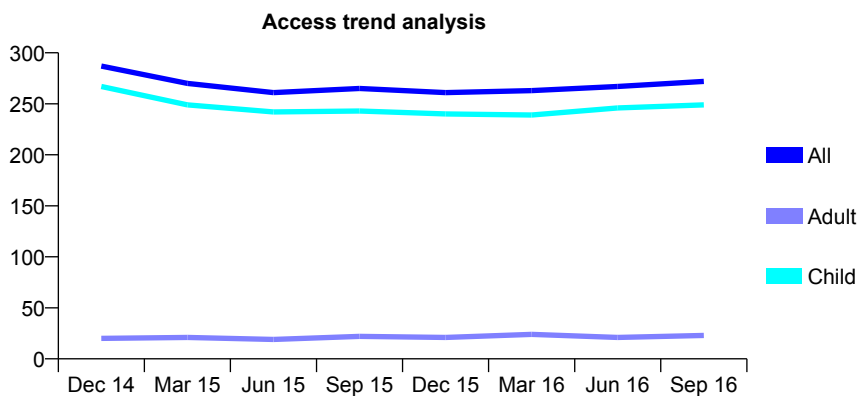
## Q68 - Vital Signs At a Glance Contract Report for 916994/0001 - September 2016

Name or company name	MR MD SETTERS
Contract type name	GDS Contract
Purpose of contract	General
Contract start date	01/04/2006
Contract end date	

16/17 Contracted general activity (UDA)	425
Carry forward general activity (UDA)	-1
16/17 Contracted orthodontic activity (UOA)	0
Carry forward orthodontic activity (UOA)	0
Baseline contract value	£10,301.29

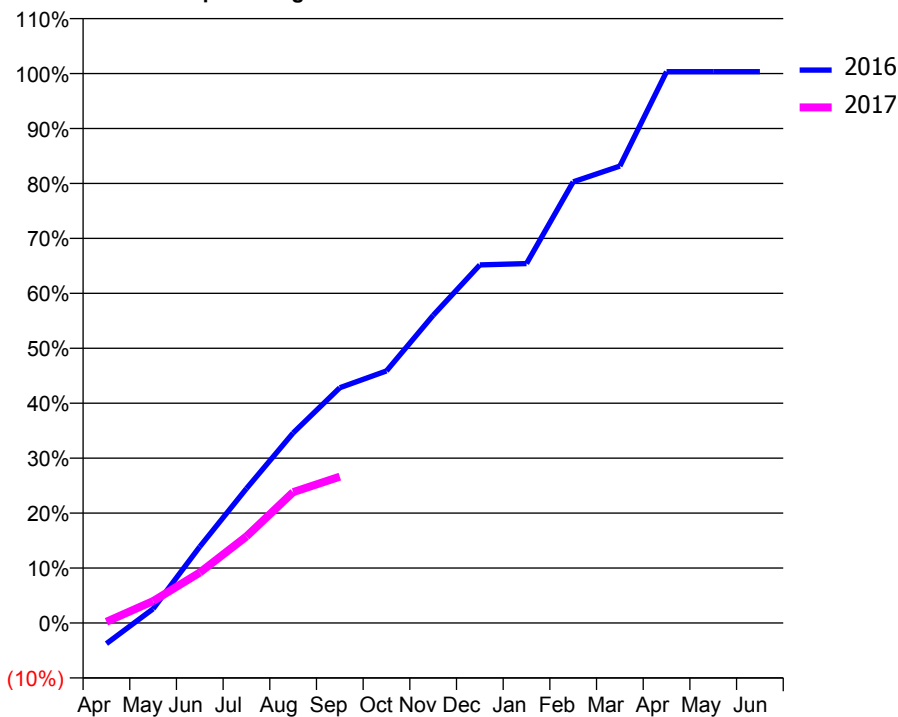
### ACCESS\*

Patients seen in 24 months	Total	Change since previous quarter
Quarter ending September 2015	265	
Quarter ending December 2015	261	↓
Quarter ending March 2016	263	→
Quarter ending June 2016	267	→
Quarter ending September 2016	272	→
<b>Variance since September 2015</b>	<b>2.6%</b>	<b>↑</b>



### ACTIVITY

Cumulative percentage of contracted UDA delivered 2016 & 2017



Month	Adjusted Scheduled Activity (UDA)	
	2016	2017
April	-16	1
May	11	17
June	59	39
July	104	67
August	147	101
September	182	113
October	195	
November	238	
December	277	
January	278	
February	341	
March	353	
April	426	
May	426	
June	426	

### QUALITY

	Quantity	Base Number	Contract	AT	Region	England
% of FP17s for the same patient ID Re-attending within 3 months - Children	6	155	3.9%	9.8%	11.8%	12.4%
% of FP17s for the same patient ID Re-attending within 3 months - Adults	0	0	N/A	15.8%	16.6%	16.7%
% of FP17s for the same patient ID Re-attending between 3 & 9 months - Children	74	155	47.7%	59.0%	60.2%	57.4%
% of FP17s for the same patient ID Re-attending between 3 & 9 months - Adults	0	0	N/A	50.9%	52.0%	50.5%
% of FP17s for Band 1 Urgent Courses	1	94	1.1%	9.5%	9.4%	9.1%
% of FP17s Relating to Free Repair or Replacements	0	94	0.0%	0.6%	0.7%	0.8%
% of FP17s Relating to Continuations	0	94	0.0%	1.1%	1.2%	1.3%
% of Patients satisfied with the dentistry they have received	0	0	N/A	94.8%	93.6%	93.2%
% of Patients satisfied with the time they had to wait for an appointment	0	0	N/A	91.7%	89.1%	89.0%

\* This is based on patients treated on this contract for their most recent course of treatment. Figures in italics indicate the base number of FP17s or Patient Questionnaire responses are less than 100. N/A is shown where the base number of responses is less than 10 during the period. % is calculated as Quantity/Base number\*100

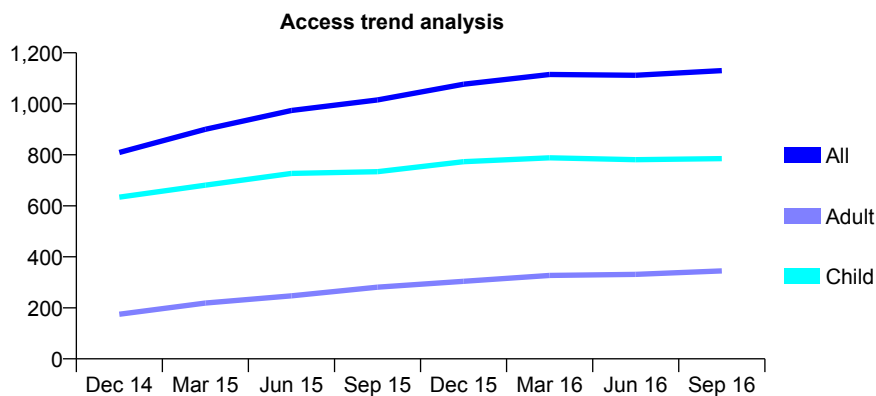
## Q68 - Vital Signs At a Glance Contract Report for 917982/0001 - September 2016

Name or company name	MISS M SPEAKMAN
Contract type name	GDS Contract
Purpose of contract	General
Contract start date	01/04/2014
Contract end date	

16/17 Contracted general activity (UDA)	2,100
Carry forward general activity (UDA)	-42
16/17 Contracted orthodontic activity (UOA)	0
Carry forward orthodontic activity (UOA)	0
Baseline contract value	£46,663.96

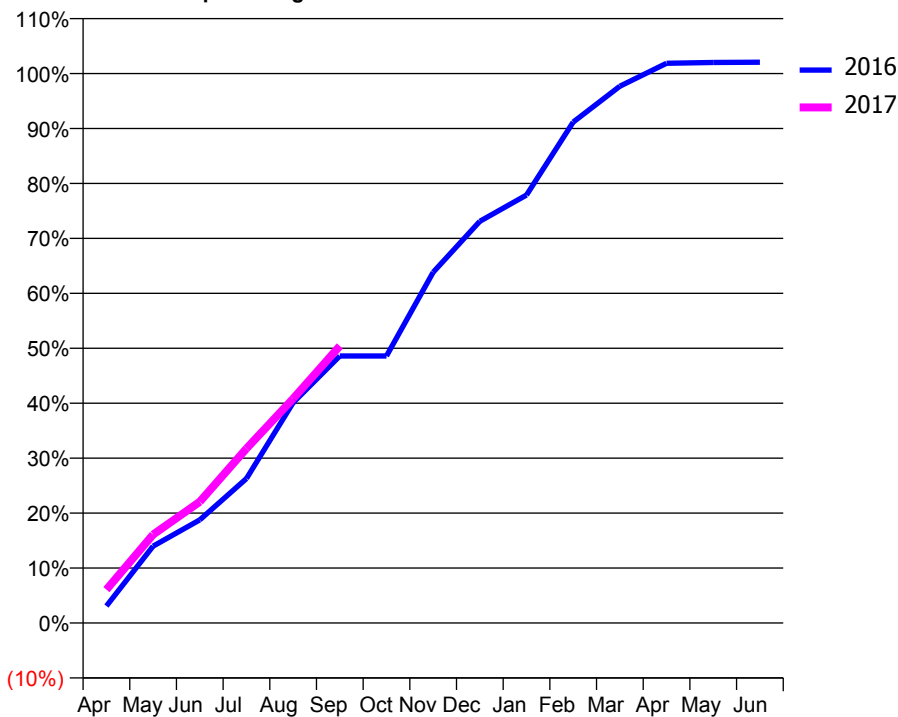
### ACCESS\*

Patients seen in 24 months	Total	Change since previous quarter
Quarter ending September 2015	1,015	
Quarter ending December 2015	1,077	↑
Quarter ending March 2016	1,115	↑
Quarter ending June 2016	1,112	→
Quarter ending September 2016	1,130	→
<b>Variance since September 2015</b>	<b>11.3%</b>	<b>↑</b>



### ACTIVITY

Cumulative percentage of contracted UDA delivered 2016 & 2017



Month	Adjusted Scheduled Activity (UDA)	
	2016	2017
April	65	128
May	294	338
June	394	463
July	552	667
August	842	857
September	1,020	1,059
October	1,020	
November	1,340	
December	1,535	
January	1,636	
February	1,914	
March	2,052	
April	2,139	
May	2,142	
June	2,143	

### QUALITY

	Quantity	Base Number	Contract	AT	Region	England
% of FP17s for the same patient ID Re-attending within 3 months - Children	34	669	5.1%	9.8%	11.8%	12.4%
% of FP17s for the same patient ID Re-attending within 3 months - Adults	12	217	5.5%	15.8%	16.6%	16.7%
% of FP17s for the same patient ID Re-attending between 3 & 9 months - Children	447	669	66.8%	59.0%	60.2%	57.4%
% of FP17s for the same patient ID Re-attending between 3 & 9 months - Adults	116	217	53.5%	50.9%	52.0%	50.5%
% of FP17s for Band 1 Urgent Courses	39	809	4.8%	9.5%	9.4%	9.1%
% of FP17s Relating to Free Repair or Replacements	1	809	0.1%	0.6%	0.7%	0.8%
% of FP17s Relating to Continuations	0	809	0.0%	1.1%	1.2%	1.3%
% of Patients satisfied with the dentistry they have received	1	1	N/A	94.8%	93.6%	93.2%
% of Patients satisfied with the time they had to wait for an appointment	1	1	N/A	91.7%	89.1%	89.0%

\* This is based on patients treated on this contract for their most recent course of treatment. Figures in italics indicate the base number of FP17s or Patient Questionnaire responses are less than 100. N/A is shown where the base number of responses is less than 10 during the period. % is calculated as Quantity/Base number\*100

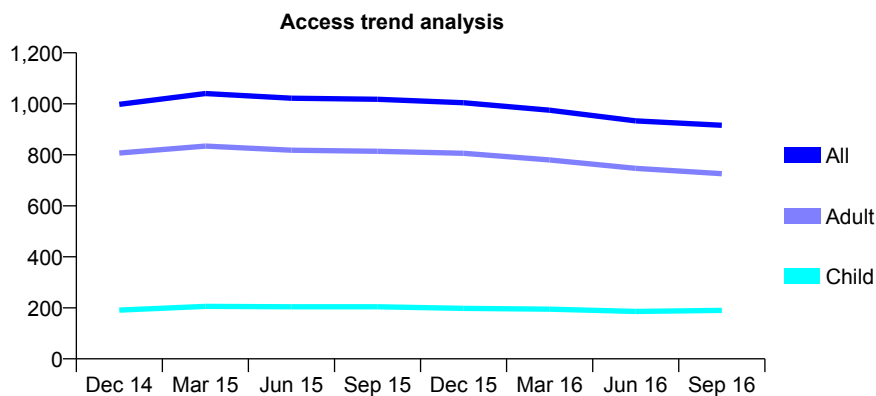
## Q68 - Vital Signs At a Glance Contract Report for 919977/0001 - September 2016

Name or company name	MS JF ROYLE
Contract type name	GDS Contract
Purpose of contract	General
Contract start date	01/04/2006
Contract end date	

16/17 Contracted general activity (UDA)	3,100
Carry forward general activity (UDA)	0
16/17 Contracted orthodontic activity (UOA)	0
Carry forward orthodontic activity (UOA)	0
Baseline contract value	£77,829.43

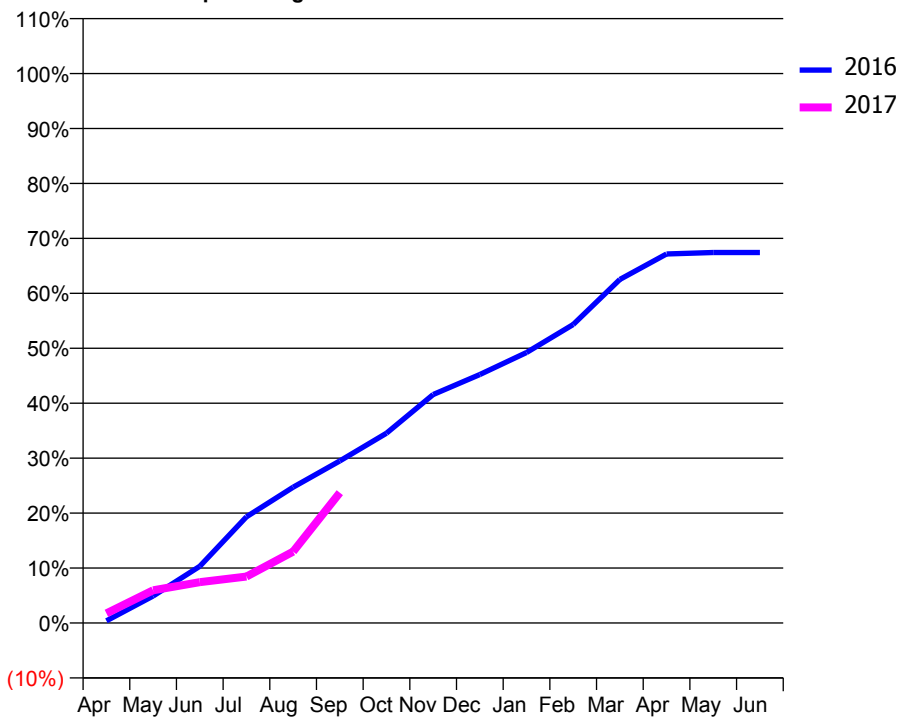
### ACCESS\*

Patients seen in 24 months	Total	Change since previous quarter
Quarter ending September 2015	1,018	
Quarter ending December 2015	1,004	↓
Quarter ending March 2016	975	↓
Quarter ending June 2016	933	↓
Quarter ending September 2016	916	↓
<b>Variance since September 2015</b>	<b>(10.0%)</b>	<b>↓</b>



### ACTIVITY

Cumulative percentage of contracted UDA delivered 2016 & 2017



Adjusted Scheduled Activity (UDA)		
Month	2016	2017
April	12	54
May	152	185
June	320	231
July	599	262
August	766	403
September	914	735
October	1,071	
November	1,289	
December	1,402	
January	1,526	
February	1,684	
March	1,938	
April	2,082	
May	2,090	
June	2,090	

### QUALITY

	Quantity	Base Number	Contract	AT	Region	England
% of FP17s for the same patient ID Re-attending within 3 months - Children	2	100	2.0%	9.8%	11.8%	12.4%
% of FP17s for the same patient ID Re-attending within 3 months - Adults	31	324	9.6%	15.8%	16.6%	16.7%
% of FP17s for the same patient ID Re-attending between 3 & 9 months - Children	32	100	32.0%	59.0%	60.2%	57.4%
% of FP17s for the same patient ID Re-attending between 3 & 9 months - Adults	115	324	35.5%	50.9%	52.0%	50.5%
% of FP17s for Band 1 Urgent Courses	57	367	15.5%	9.5%	9.4%	9.1%
% of FP17s Relating to Free Repair or Replacements	3	367	0.8%	0.6%	0.7%	0.8%
% of FP17s Relating to Continuations	2	367	0.5%	1.1%	1.2%	1.3%
% of Patients satisfied with the dentistry they have received	0	0	N/A	94.8%	93.6%	93.2%
% of Patients satisfied with the time they had to wait for an appointment	0	0	N/A	91.7%	89.1%	89.0%

\* This is based on patients treated on this contract for their most recent course of treatment. Figures in italics indicate the base number of FP17s or Patient Questionnaire responses are less than 100. N/A is shown where the base number of responses is less than 10 during the period. % is calculated as Quantity/Base number\*100

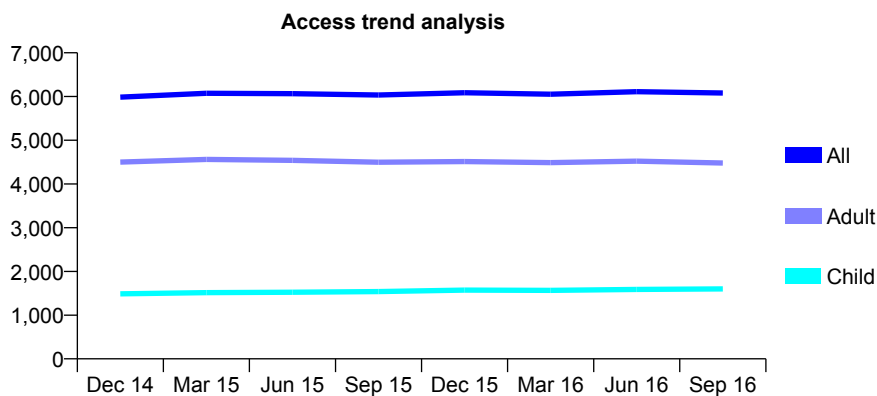
## Q68 - Vital Signs At a Glance Contract Report for 921645/0004 - September 2016

Name or company name	Brightsmile Dental Care (Tadworth)
Contract type name	GDS Contract
Purpose of contract	General
Contract start date	01/04/2006
Contract end date	

16/17 Contracted general activity (UDA)	16,552
Carry forward general activity (UDA)	-331
16/17 Contracted orthodontic activity (UOA)	0
Carry forward orthodontic activity (UOA)	0
Baseline contract value	£444,378.07

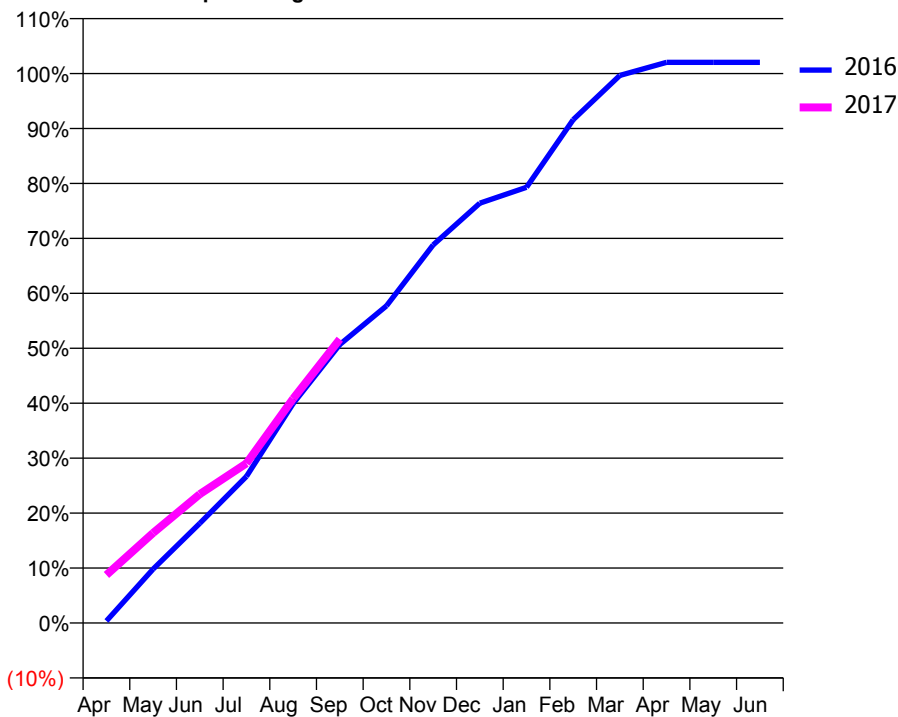
### ACCESS\*

Patients seen in 24 months	Total	Change since previous quarter
Quarter ending September 2015	6,035	
Quarter ending December 2015	6,087	→
Quarter ending March 2016	6,054	→
Quarter ending June 2016	6,111	→
Quarter ending September 2016	6,079	→
<b>Variance since September 2015</b>	<b>0.7%</b>	<b>→</b>



### ACTIVITY

Cumulative percentage of contracted UDA delivered 2016 & 2017



Month	Adjusted Scheduled Activity (UDA)	
	2016	2017
April	62	1,450
May	1,624	2,713
June	3,002	3,881
July	4,415	4,809
August	6,611	6,757
September	8,390	8,549
October	9,554	
November	11,390	
December	12,645	
January	13,126	
February	15,163	
March	16,494	
April	16,889	
May	16,887	
June	16,887	

### QUALITY

	Quantity	Base Number	Contract	AT	Region	England
% of FP17s for the same patient ID Re-attending within 3 months - Children	42	1,000	4.2%	9.8%	11.8%	12.4%
% of FP17s for the same patient ID Re-attending within 3 months - Adults	185	2,517	7.4%	15.8%	16.6%	16.7%
% of FP17s for the same patient ID Re-attending between 3 & 9 months - Children	524	1,000	52.4%	59.0%	60.2%	57.4%
% of FP17s for the same patient ID Re-attending between 3 & 9 months - Adults	1,163	2,517	46.2%	50.9%	52.0%	50.5%
% of FP17s for Band 1 Urgent Courses	165	3,334	4.9%	9.5%	9.4%	9.1%
% of FP17s Relating to Free Repair or Replacements	5	3,334	0.1%	0.6%	0.7%	0.8%
% of FP17s Relating to Continuations	7	3,334	0.2%	1.1%	1.2%	1.3%
% of Patients satisfied with the dentistry they have received	9	9	N/A	94.8%	93.6%	93.2%
% of Patients satisfied with the time they had to wait for an appointment	9	9	N/A	91.7%	89.1%	89.0%

\* This is based on patients treated on this contract for their most recent course of treatment. Figures in italics indicate the base number of FP17s or Patient Questionnaire responses are less than 100. N/A is shown where the base number of responses is less than 10 during the period. % is calculated as Quantity/Base number\*100

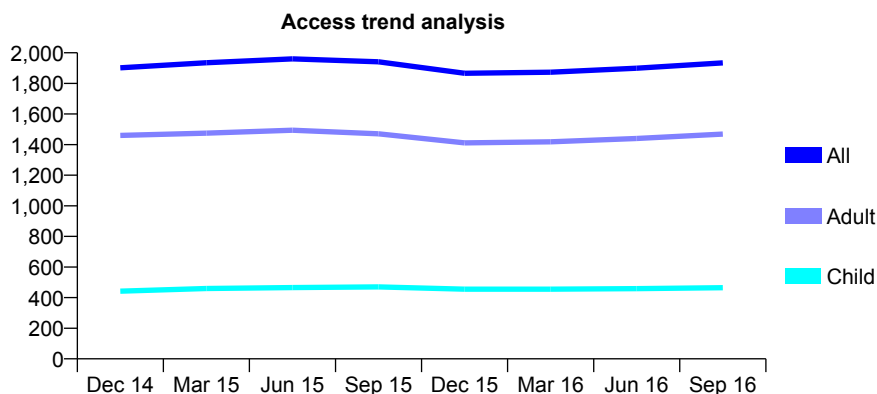
## Q68 - Vital Signs At a Glance Contract Report for 921645/0005 - September 2016

Name or company name	Brightsmile Dental Care (Epsom)
Contract type name	GDS Contract
Purpose of contract	General
Contract start date	04/11/2009
Contract end date	

16/17 Contracted general activity (UDA)	5,000
Carry forward general activity (UDA)	-100
16/17 Contracted orthodontic activity (UOA)	0
Carry forward orthodontic activity (UOA)	0
Baseline contract value	£134,236.96

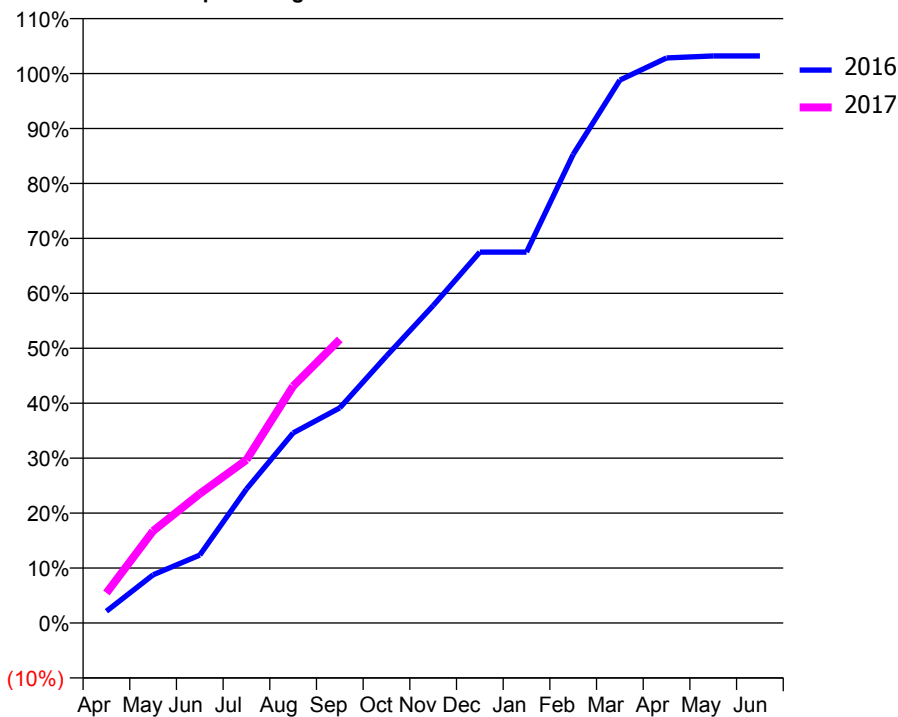
### ACCESS\*

Patients seen in 24 months	Total	Change since previous quarter
Quarter ending September 2015	1,941	
Quarter ending December 2015	1,866	↓
Quarter ending March 2016	1,873	→
Quarter ending June 2016	1,899	→
Quarter ending September 2016	1,934	→
<b>Variance since September 2015</b>	<b>(0.4%)</b>	→



### ACTIVITY

Cumulative percentage of contracted UDA delivered 2016 & 2017



Month	Adjusted Scheduled Activity (UDA)	
	2016	2017
April	107	274
May	438	838
June	618	1,176
July	1,219	1,485
August	1,730	2,155
September	1,957	2,580
October	2,429	
November	2,889	
December	3,375	
January	3,375	
February	4,265	
March	4,940	
April	5,142	
May	5,160	
June	5,160	

### QUALITY

	Quantity	Base Number	Contract	AT	Region	England
% of FP17s for the same patient ID Re-attending within 3 months - Children	17	295	5.8%	9.8%	11.8%	12.4%
% of FP17s for the same patient ID Re-attending within 3 months - Adults	82	756	10.8%	15.8%	16.6%	16.7%
% of FP17s for the same patient ID Re-attending between 3 & 9 months - Children	172	295	58.3%	59.0%	60.2%	57.4%
% of FP17s for the same patient ID Re-attending between 3 & 9 months - Adults	293	756	38.8%	50.9%	52.0%	50.5%
% of FP17s for Band 1 Urgent Courses	39	964	4.0%	9.5%	9.4%	9.1%
% of FP17s Relating to Free Repair or Replacements	3	964	0.3%	0.6%	0.7%	0.8%
% of FP17s Relating to Continuations	0	964	0.0%	1.1%	1.2%	1.3%
% of Patients satisfied with the dentistry they have received	1	1	N/A	94.8%	93.6%	93.2%
% of Patients satisfied with the time they had to wait for an appointment	1	1	N/A	91.7%	89.1%	89.0%

\* This is based on patients treated on this contract for their most recent course of treatment. Figures in italics indicate the base number of FP17s or Patient Questionnaire responses are less than 100. N/A is shown where the base number of responses is less than 10 during the period. % is calculated as Quantity/Base number\*100

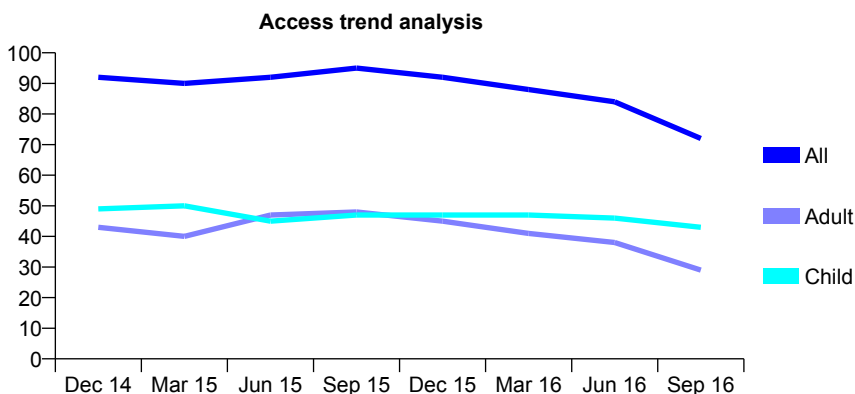
## Q68 - Vital Signs At a Glance Contract Report for 921653/0001 - September 2016

Name or company name	MS RN CHADHA
Contract type name	GDS Contract
Purpose of contract	General
Contract start date	01/04/2006
Contract end date	

16/17 Contracted general activity (UDA)	163
Carry forward general activity (UDA)	2
16/17 Contracted orthodontic activity (UOA)	0
Carry forward orthodontic activity (UOA)	0
Baseline contract value	£4,092.33

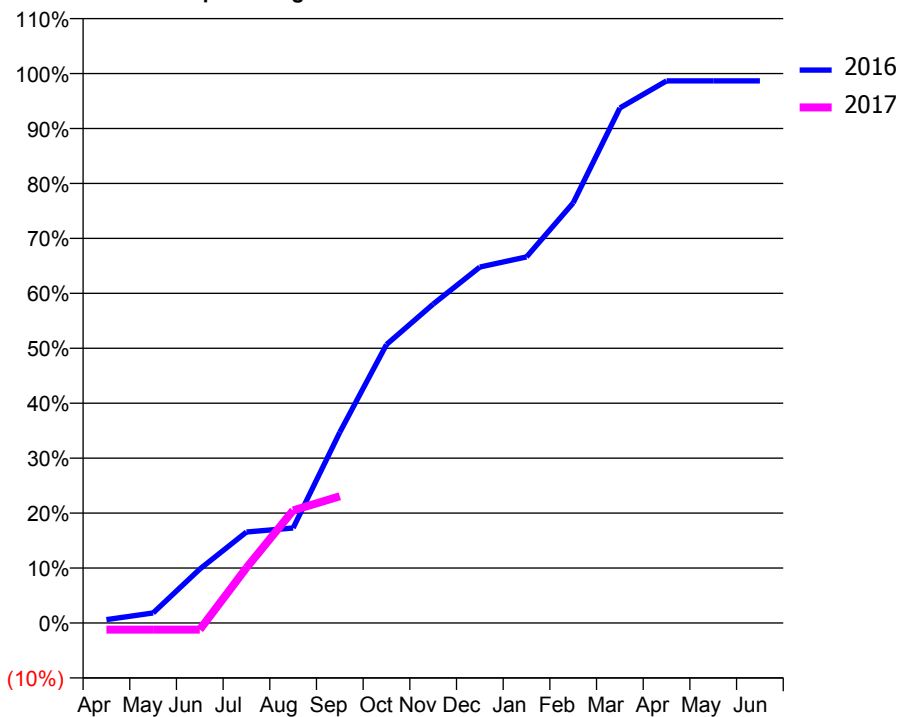
### ACCESS\*

Patients seen in 24 months	Total	Change since previous quarter
Quarter ending September 2015	95	
Quarter ending December 2015	92	↓
Quarter ending March 2016	88	↓
Quarter ending June 2016	84	↓
Quarter ending September 2016	72	↓
<b>Variance since September 2015</b>	<b>(24.2%)</b>	<b>↓</b>



### ACTIVITY

Cumulative percentage of contracted UDA delivered 2016 & 2017



Month	Adjusted Scheduled Activity (UDA)	
	2016	2017
April	1	-2
May	3	-2
June	16	-2
July	27	16
August	28	33
September	57	38
October	83	
November	95	
December	106	
January	109	
February	125	
March	153	
April	161	
May	161	
June	161	

### QUALITY

	Quantity	Base Number	Contract	AT	Region	England
% of FP17s for the same patient ID Re-attending within 3 months - Children	0	23	0.0%	9.8%	11.8%	12.4%
% of FP17s for the same patient ID Re-attending within 3 months - Adults	0	7	0.0%	15.8%	16.6%	16.7%
% of FP17s for the same patient ID Re-attending between 3 & 9 months - Children	18	23	78.3%	59.0%	60.2%	57.4%
% of FP17s for the same patient ID Re-attending between 3 & 9 months - Adults	1	7	14.3%	50.9%	52.0%	50.5%
% of FP17s for Band 1 Urgent Courses	3	26	11.5%	9.5%	9.4%	9.1%
% of FP17s Relating to Free Repair or Replacements	0	26	0.0%	0.6%	0.7%	0.8%
% of FP17s Relating to Continuations	0	26	0.0%	1.1%	1.2%	1.3%
% of Patients satisfied with the dentistry they have received	1	1	N/A	94.8%	93.6%	93.2%
% of Patients satisfied with the time they had to wait for an appointment	1	1	N/A	91.7%	89.1%	89.0%

\* This is based on patients treated on this contract for their most recent course of treatment. Figures in italics indicate the base number of FP17s or Patient Questionnaire responses are less than 100. N/A is shown where the base number of responses is less than 10 during the period. % is calculated as Quantity/Base number\*100



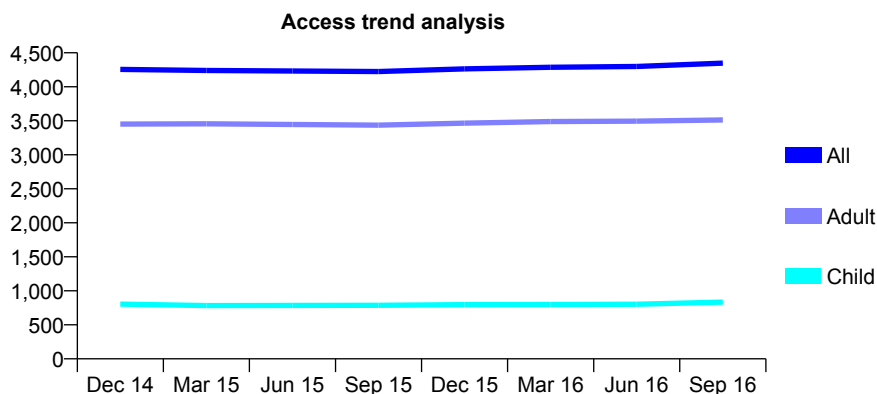
## Q68 - Vital Signs At a Glance Contract Report for 921807/0001 - September 2016

Name or company name	MR RJ CURTIS
Contract type name	GDS Contract
Purpose of contract	General
Contract start date	01/04/2006
Contract end date	

16/17 Contracted general activity (UDA)	13,645
Carry forward general activity (UDA)	389
16/17 Contracted orthodontic activity (UOA)	0
Carry forward orthodontic activity (UOA)	0
Baseline contract value	£307,925.58

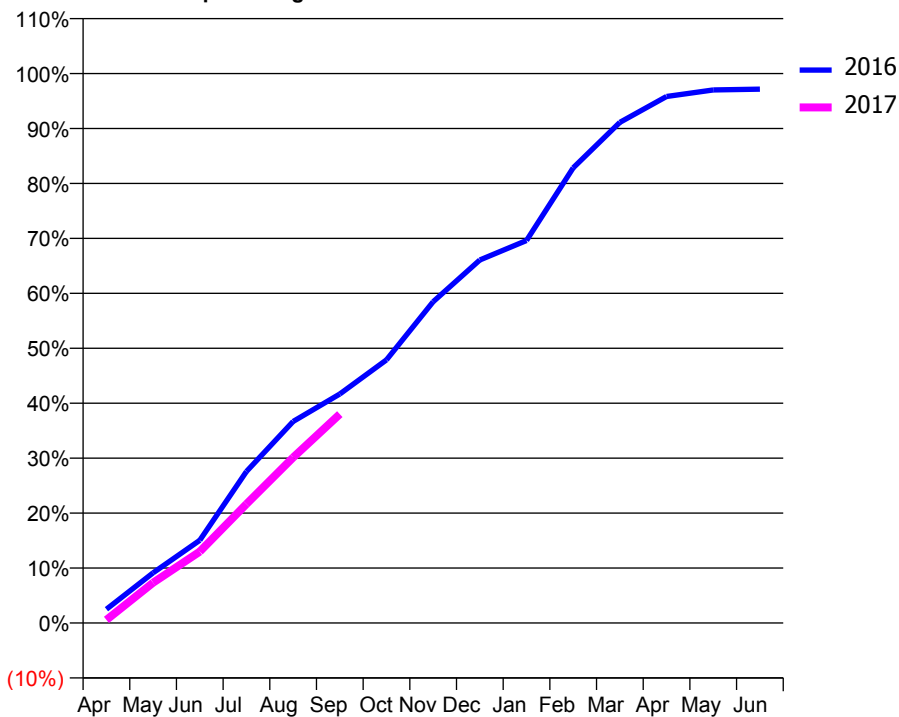
### ACCESS\*

Patients seen in 24 months	Total	Change since previous quarter
Quarter ending September 2015	4,224	
Quarter ending December 2015	4,264	→
Quarter ending March 2016	4,288	→
Quarter ending June 2016	4,299	→
Quarter ending September 2016	4,348	→
<b>Variance since September 2015</b>	<b>2.9%</b>	<b>↑</b>



### ACTIVITY

**Cumulative percentage of contracted UDA delivered 2016 & 2017**



**Adjusted Scheduled Activity (UDA)**

Month	2016	2017
April	342	77
May	1,246	1,002
June	2,055	1,772
July	3,765	2,957
August	5,005	4,109
September	5,687	5,186
October	6,534	
November	7,980	
December	9,015	
January	9,497	
February	11,302	
March	12,432	
April	13,074	
May	13,237	
June	13,256	

### QUALITY

	Quantity	Base Number	Contract	AT	Region	England
% of FP17s for the same patient ID Re-attending within 3 months - Children	22	614	3.6%	9.8%	11.8%	12.4%
% of FP17s for the same patient ID Re-attending within 3 months - Adults	406	2,756	14.7%	15.8%	16.6%	16.7%
% of FP17s for the same patient ID Re-attending between 3 & 9 months - Children	401	614	65.3%	59.0%	60.2%	57.4%
% of FP17s for the same patient ID Re-attending between 3 & 9 months - Adults	1,694	2,756	61.5%	50.9%	52.0%	50.5%
% of FP17s for Band 1 Urgent Courses	120	3,006	4.0%	9.5%	9.4%	9.1%
% of FP17s Relating to Free Repair or Replacements	15	3,006	0.5%	0.6%	0.7%	0.8%
% of FP17s Relating to Continuations	119	3,006	4.0%	1.1%	1.2%	1.3%
% of Patients satisfied with the dentistry they have received	3	3	N/A	94.8%	93.6%	93.2%
% of Patients satisfied with the time they had to wait for an appointment	3	3	N/A	91.7%	89.1%	89.0%

\* This is based on patients treated on this contract for their most recent course of treatment. Figures in italics indicate the base number of FP17s or Patient Questionnaire responses are less than 100. N/A is shown where the base number of responses is less than 10 during the period. % is calculated as Quantity/Base number\*100

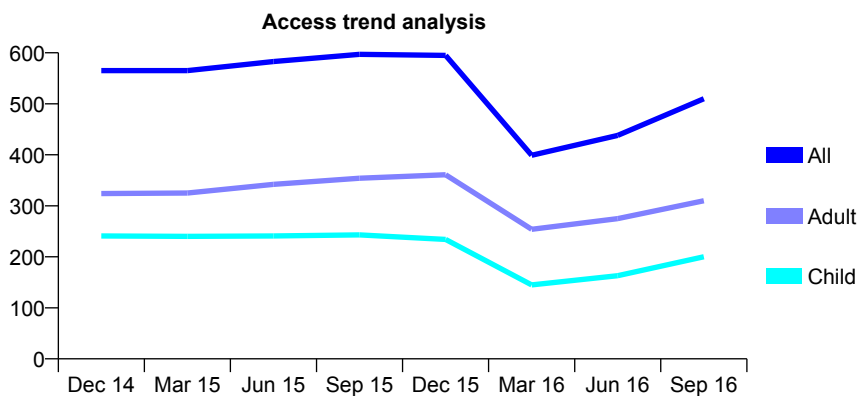
## Q68 - Vital Signs At a Glance Contract Report for 929255/0001 - September 2016

Name or company name	MISS SR YOUSEF
Contract type name	GDS Contract
Purpose of contract	General
Contract start date	01/04/2006
Contract end date	

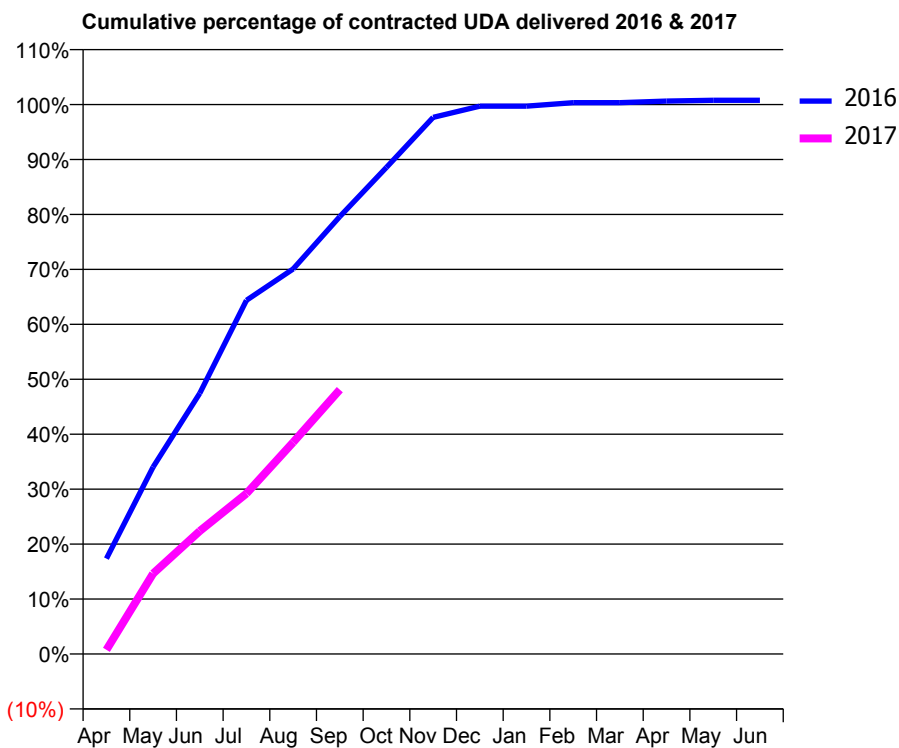
16/17 Contracted general activity (UDA)	1,311
Carry forward general activity (UDA)	-10
16/17 Contracted orthodontic activity (UOA)	0
Carry forward orthodontic activity (UOA)	0
Baseline contract value	£29,381.98

### ACCESS\*

Patients seen in 24 months	Total	Change since previous quarter
Quarter ending September 2015	597	
Quarter ending December 2015	595	→
Quarter ending March 2016	399	↓
Quarter ending June 2016	438	↑
Quarter ending September 2016	510	↑
<b>Variance since September 2015</b>	<b>(14.6%)</b>	<b>↓</b>



### ACTIVITY



Month	Adjusted Scheduled Activity (UDA)	
	2016	2017
April	228	10
May	446	192
June	622	294
July	844	383
August	919	505
September	1,044	631
October	1,161	
November	1,280	
December	1,307	
January	1,307	
February	1,315	
March	1,315	
April	1,319	
May	1,321	
June	1,321	

### QUALITY

	Quantity	Base Number	Contract	AT	Region	England
% of FP17s for the same patient ID Re-attending within 3 months - Children	3	187	1.6%	9.8%	11.8%	12.4%
% of FP17s for the same patient ID Re-attending within 3 months - Adults	17	232	7.3%	15.8%	16.6%	16.7%
% of FP17s for the same patient ID Re-attending between 3 & 9 months - Children	49	187	26.2%	59.0%	60.2%	57.4%
% of FP17s for the same patient ID Re-attending between 3 & 9 months - Adults	50	232	21.6%	50.9%	52.0%	50.5%
% of FP17s for Band 1 Urgent Courses	24	396	6.1%	9.5%	9.4%	9.1%
% of FP17s Relating to Free Repair or Replacements	0	396	0.0%	0.6%	0.7%	0.8%
% of FP17s Relating to Continuations	3	396	0.8%	1.1%	1.2%	1.3%
% of Patients satisfied with the dentistry they have received	2	2	N/A	94.8%	93.6%	93.2%
% of Patients satisfied with the time they had to wait for an appointment	2	2	N/A	91.7%	89.1%	89.0%

\* This is based on patients treated on this contract for their most recent course of treatment. Figures in italics indicate the base number of FP17s or Patient Questionnaire responses are less than 100. N/A is shown where the base number of responses is less than 10 during the period. % is calculated as Quantity/Base number\*100

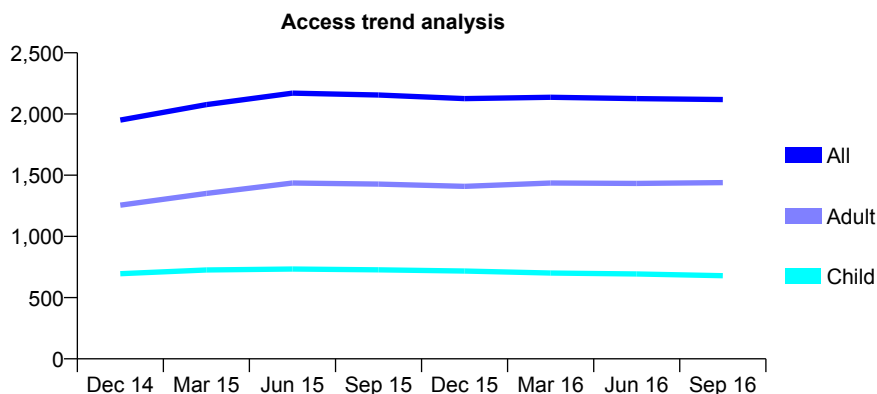
## Q68 - Vital Signs At a Glance Contract Report for 931888/0001 - September 2016

Name or company name	MRS JN MASON
Contract type name	GDS Contract
Purpose of contract	General
Contract start date	01/04/2006
Contract end date	

16/17 Contracted general activity (UDA)	4,652
Carry forward general activity (UDA)	7
16/17 Contracted orthodontic activity (UOA)	0
Carry forward orthodontic activity (UOA)	0
Baseline contract value	£107,496.12

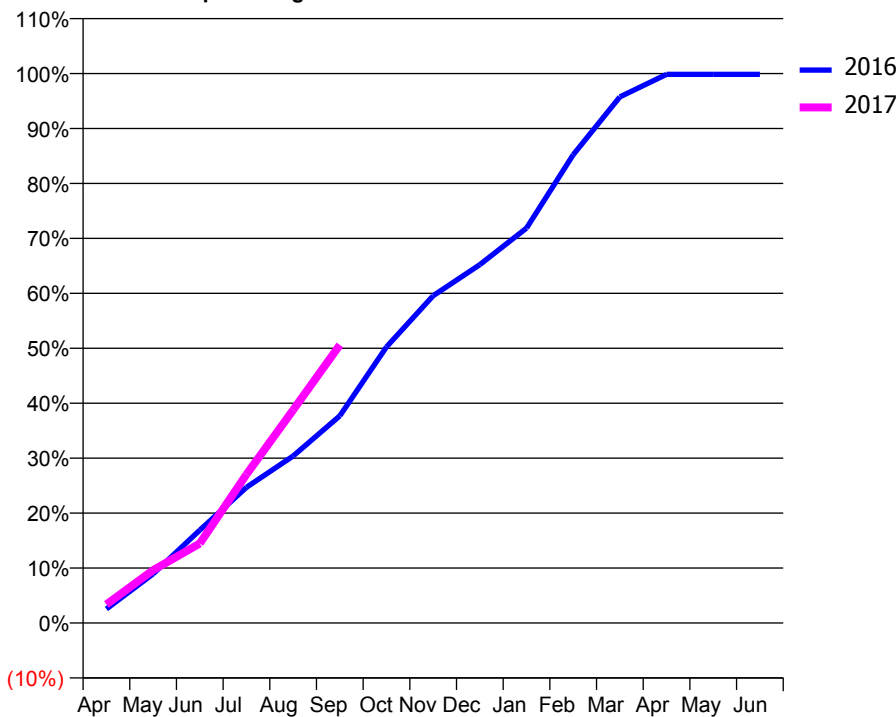
### ACCESS\*

Patients seen in 24 months	Total	Change since previous quarter
Quarter ending September 2015	2,155	
Quarter ending December 2015	2,126	↓
Quarter ending March 2016	2,137	→
Quarter ending June 2016	2,126	→
Quarter ending September 2016	2,118	→
<b>Variance since September 2015</b>	<b>(1.7%)</b>	<b>↓</b>



### ACTIVITY

Cumulative percentage of contracted UDA delivered 2016 & 2017



Adjusted Scheduled Activity (UDA)

Month	2016	2017
April	119	158
May	416	447
June	787	674
July	1,148	1,258
August	1,414	1,804
September	1,754	2,354
October	2,338	
November	2,771	
December	3,034	
January	3,344	
February	3,964	
March	4,454	
April	4,645	
May	4,645	
June	4,645	

### QUALITY

	Quantity	Base Number	Contract	AT	Region	England
% of FP17s for the same patient ID Re-attending within 3 months - Children	52	586	8.9%	9.8%	11.8%	12.4%
% of FP17s for the same patient ID Re-attending within 3 months - Adults	179	1,054	17.0%	15.8%	16.6%	16.7%
% of FP17s for the same patient ID Re-attending between 3 & 9 months - Children	407	586	69.5%	59.0%	60.2%	57.4%
% of FP17s for the same patient ID Re-attending between 3 & 9 months - Adults	650	1,054	61.7%	50.9%	52.0%	50.5%
% of FP17s for Band 1 Urgent Courses	30	1,149	2.6%	9.5%	9.4%	9.1%
% of FP17s Relating to Free Repair or Replacements	7	1,149	0.6%	0.6%	0.7%	0.8%
% of FP17s Relating to Continuations	30	1,149	2.6%	1.1%	1.2%	1.3%
% of Patients satisfied with the dentistry they have received	2	2	N/A	94.8%	93.6%	93.2%
% of Patients satisfied with the time they had to wait for an appointment	2	2	N/A	91.7%	89.1%	89.0%

\* This is based on patients treated on this contract for their most recent course of treatment. Figures in italics indicate the base number of FP17s or Patient Questionnaire responses are less than 100. N/A is shown where the base number of responses is less than 10 during the period. % is calculated as Quantity/Base number\*100

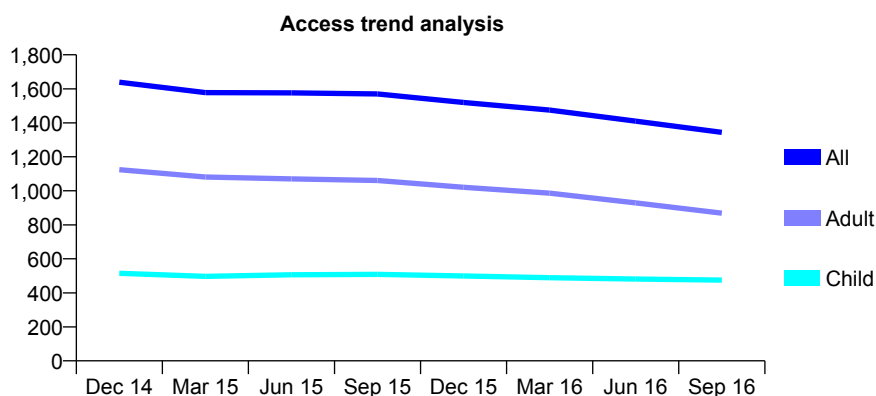
## Q68 - Vital Signs At a Glance Contract Report for 932515/0003 - September 2016

Name or company name	MR F ASGHARI-COLIVERI
Contract type name	GDS Contract
Purpose of contract	General
Contract start date	01/04/2006
Contract end date	

16/17 Contracted general activity (UDA)	3,568
Carry forward general activity (UDA)	-71
16/17 Contracted orthodontic activity (UOA)	0
Carry forward orthodontic activity (UOA)	0
Baseline contract value	£106,818.49

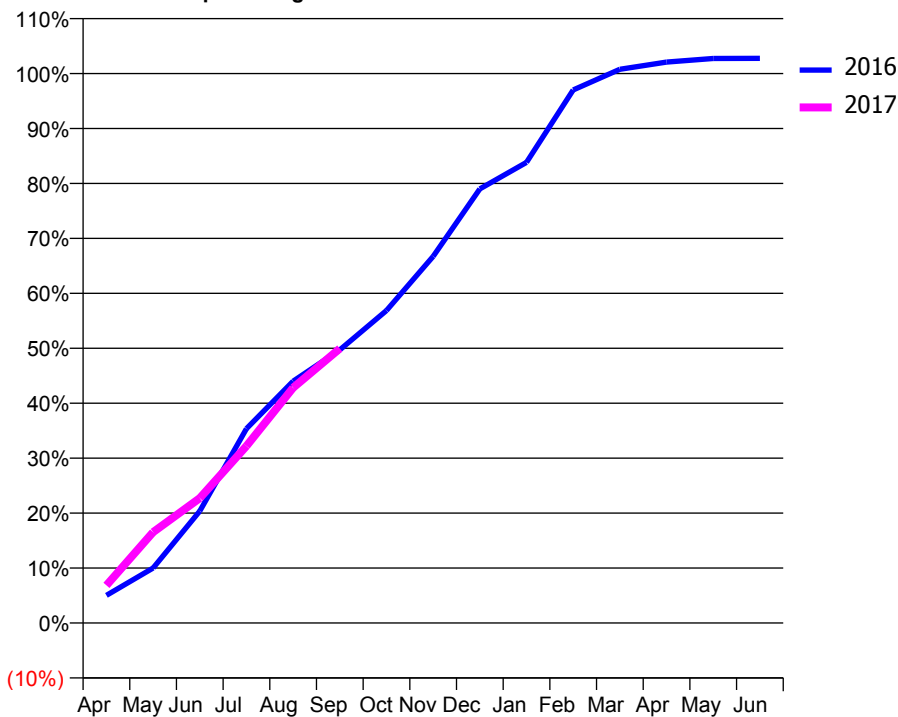
### ACCESS\*

Patients seen in 24 months	Total	Change since previous quarter
Quarter ending September 2015	1,570	
Quarter ending December 2015	1,520	↓
Quarter ending March 2016	1,475	↓
Quarter ending June 2016	1,410	↓
Quarter ending September 2016	1,344	↓
<b>Variance since September 2015</b>	<b>(14.4%)</b>	<b>↓</b>



### ACTIVITY

Cumulative percentage of contracted UDA delivered 2016 & 2017



Month	Adjusted Scheduled Activity (UDA)	
	2016	2017
April	180	245
May	357	590
June	727	811
July	1,262	1,149
August	1,570	1,528
September	1,774	1,782
October	2,029	
November	2,380	
December	2,819	
January	2,991	
February	3,461	
March	3,596	
April	3,642	
May	3,666	
June	3,667	

### QUALITY

	Quantity	Base Number	Contract	AT	Region	England
% of FP17s for the same patient ID Re-attending within 3 months - Children	27	362	7.5%	9.8%	11.8%	12.4%
% of FP17s for the same patient ID Re-attending within 3 months - Adults	112	597	18.8%	15.8%	16.6%	16.7%
% of FP17s for the same patient ID Re-attending between 3 & 9 months - Children	177	362	48.9%	59.0%	60.2%	57.4%
% of FP17s for the same patient ID Re-attending between 3 & 9 months - Adults	287	597	48.1%	50.9%	52.0%	50.5%
% of FP17s for Band 1 Urgent Courses	126	920	13.7%	9.5%	9.4%	9.1%
% of FP17s Relating to Free Repair or Replacements	0	920	0.0%	0.6%	0.7%	0.8%
% of FP17s Relating to Continuations	10	920	1.1%	1.1%	1.2%	1.3%
% of Patients satisfied with the dentistry they have received	1	1	N/A	94.8%	93.6%	93.2%
% of Patients satisfied with the time they had to wait for an appointment	1	1	N/A	91.7%	89.1%	89.0%

\* This is based on patients treated on this contract for their most recent course of treatment. Figures in italics indicate the base number of FP17s or Patient Questionnaire responses are less than 100. N/A is shown where the base number of responses is less than 10 during the period. % is calculated as Quantity/Base number\*100

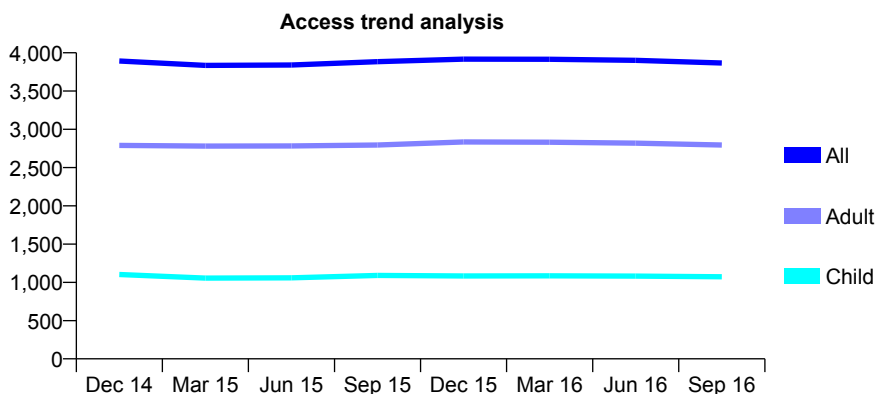
## Q68 - Vital Signs At a Glance Contract Report for 932752/0003 - September 2016

Name or company name	MRS A CASTELLHEIM GHAREH
Contract type name	GDS Contract
Purpose of contract	General
Contract start date	01/01/2008
Contract end date	

16/17 Contracted general activity (UDA)	12,670
Carry forward general activity (UDA)	-15
16/17 Contracted orthodontic activity (UOA)	0
Carry forward orthodontic activity (UOA)	0
Baseline contract value	£357,313.37

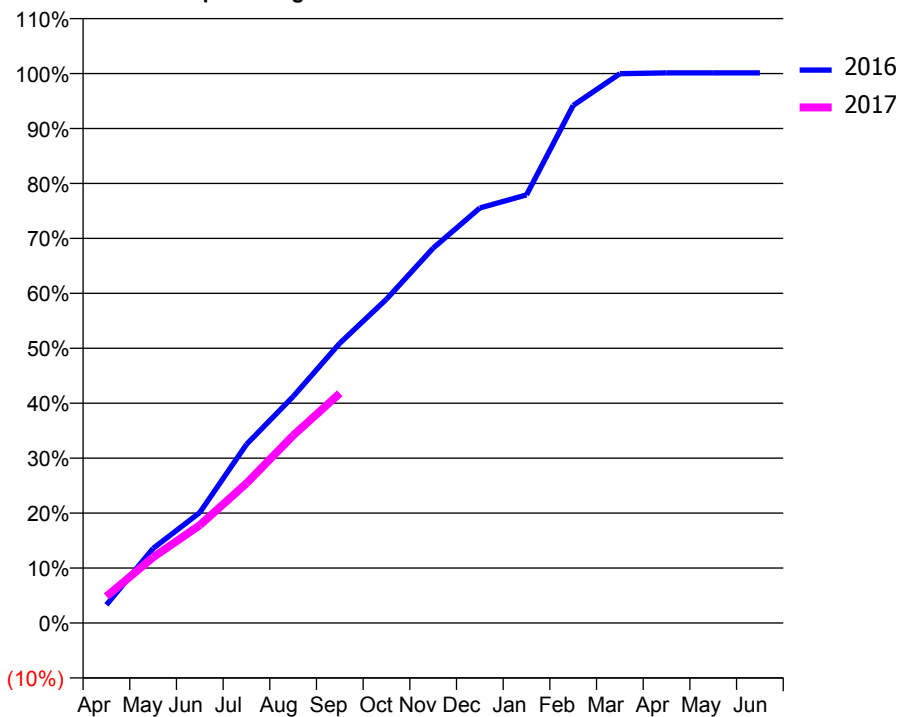
### ACCESS\*

Patients seen in 24 months	Total	Change since previous quarter
Quarter ending September 2015	3,884	
Quarter ending December 2015	3,918	→
Quarter ending March 2016	3,916	→
Quarter ending June 2016	3,901	→
Quarter ending September 2016	3,866	→
<b>Variance since September 2015</b>	<b>(0.5%)</b>	→



### ACTIVITY

Cumulative percentage of contracted UDA delivered 2016 & 2017



Month	Adjusted Scheduled Activity (UDA)	
	2016	2017
April	421	612
May	1,719	1,513
June	2,547	2,254
July	4,117	3,221
August	5,221	4,323
September	6,451	5,296
October	7,466	
November	8,643	
December	9,569	
January	9,872	
February	11,934	
March	12,666	
April	12,686	
May	12,685	
June	12,685	

### QUALITY

	Quantity	Base Number	Contract	AT	Region	England
% of FP17s for the same patient ID Re-attending within 3 months - Children	47	854	5.5%	9.8%	11.8%	12.4%
% of FP17s for the same patient ID Re-attending within 3 months - Adults	136	1,801	7.6%	15.8%	16.6%	16.7%
% of FP17s for the same patient ID Re-attending between 3 & 9 months - Children	598	854	70.0%	59.0%	60.2%	57.4%
% of FP17s for the same patient ID Re-attending between 3 & 9 months - Adults	1,239	1,801	68.8%	50.9%	52.0%	50.5%
% of FP17s for Band 1 Urgent Courses	129	2,639	4.9%	9.5%	9.4%	9.1%
% of FP17s Relating to Free Repair or Replacements	2	2,639	0.1%	0.6%	0.7%	0.8%
% of FP17s Relating to Continuations	4	2,639	0.2%	1.1%	1.2%	1.3%
% of Patients satisfied with the dentistry they have received	5	5	N/A	94.8%	93.6%	93.2%
% of Patients satisfied with the time they had to wait for an appointment	5	5	N/A	91.7%	89.1%	89.0%

\* This is based on patients treated on this contract for their most recent course of treatment. Figures in italics indicate the base number of FP17s or Patient Questionnaire responses are less than 100. N/A is shown where the base number of responses is less than 10 during the period. % is calculated as Quantity/Base number\*100

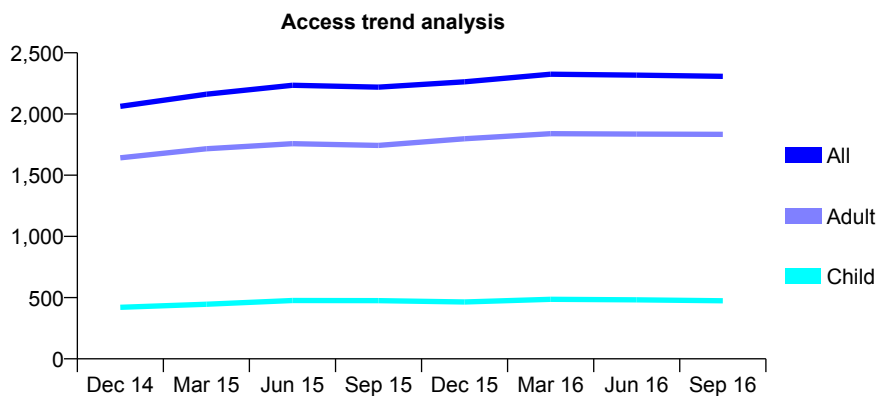
## Q68 - Vital Signs At a Glance Contract Report for 934941/0002 - September 2016

Name or company name	MISS M JADIDI
Contract type name	GDS Contract
Purpose of contract	General
Contract start date	01/04/2006
Contract end date	

16/17 Contracted general activity (UDA)	5,290
Carry forward general activity (UDA)	-24
16/17 Contracted orthodontic activity (UOA)	0
Carry forward orthodontic activity (UOA)	0
Baseline contract value	£127,796.26

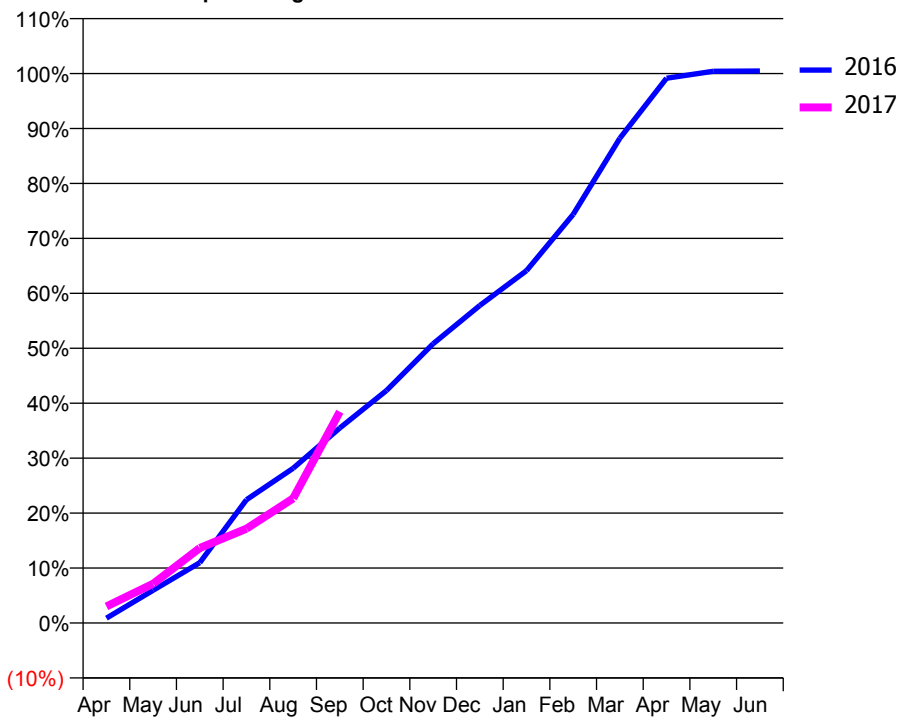
### ACCESS\*

Patients seen in 24 months	Total	Change since previous quarter
Quarter ending September 2015	2,220	
Quarter ending December 2015	2,263	→
Quarter ending March 2016	2,325	↑
Quarter ending June 2016	2,318	→
Quarter ending September 2016	2,308	→
<b>Variance since September 2015</b>	<b>4.0%</b>	<b>↑</b>



### ACTIVITY

Cumulative percentage of contracted UDA delivered 2016 & 2017



Month	Adjusted Scheduled Activity (UDA)	
	2016	2017
April	47	159
May	315	379
June	580	723
July	1,186	909
August	1,489	1,199
September	1,877	2,034
October	2,239	
November	2,688	
December	3,057	
January	3,392	
February	3,933	
March	4,667	
April	5,245	
May	5,311	
June	5,314	

### QUALITY

	Quantity	Base Number	Contract	AT	Region	England
% of FP17s for the same patient ID Re-attending within 3 months - Children	2	289	0.7%	9.8%	11.8%	12.4%
% of FP17s for the same patient ID Re-attending within 3 months - Adults	62	1,007	6.2%	15.8%	16.6%	16.7%
% of FP17s for the same patient ID Re-attending between 3 & 9 months - Children	153	289	52.9%	59.0%	60.2%	57.4%
% of FP17s for the same patient ID Re-attending between 3 & 9 months - Adults	461	1,007	45.8%	50.9%	52.0%	50.5%
% of FP17s for Band 1 Urgent Courses	61	1,028	5.9%	9.5%	9.4%	9.1%
% of FP17s Relating to Free Repair or Replacements	2	1,028	0.2%	0.6%	0.7%	0.8%
% of FP17s Relating to Continuations	0	1,028	0.0%	1.1%	1.2%	1.3%
% of Patients satisfied with the dentistry they have received	6	6	N/A	94.8%	93.6%	93.2%
% of Patients satisfied with the time they had to wait for an appointment	6	6	N/A	91.7%	89.1%	89.0%

\* This is based on patients treated on this contract for their most recent course of treatment. Figures in italics indicate the base number of FP17s or Patient Questionnaire responses are less than 100. N/A is shown where the base number of responses is less than 10 during the period. % is calculated as Quantity/Base number\*100

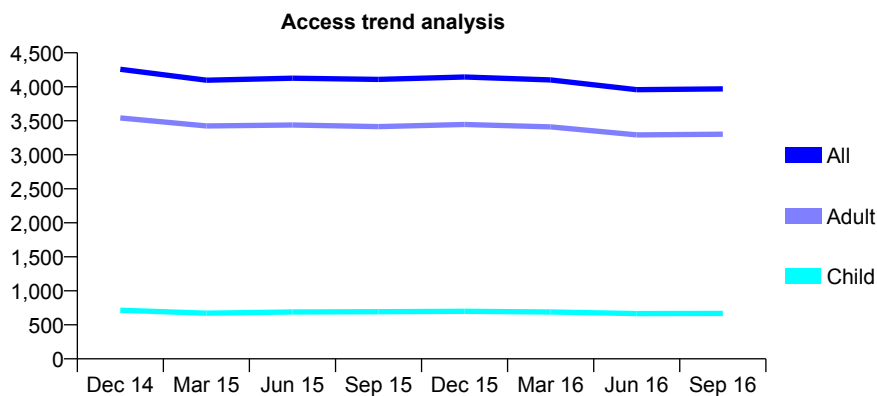
## Q68 - Vital Signs At a Glance Contract Report for 937479/0001 - September 2016

Name or company name	Pitchforth, Elalami and Cramp
Contract type name	GDS Contract
Purpose of contract	General
Contract start date	01/04/2006
Contract end date	

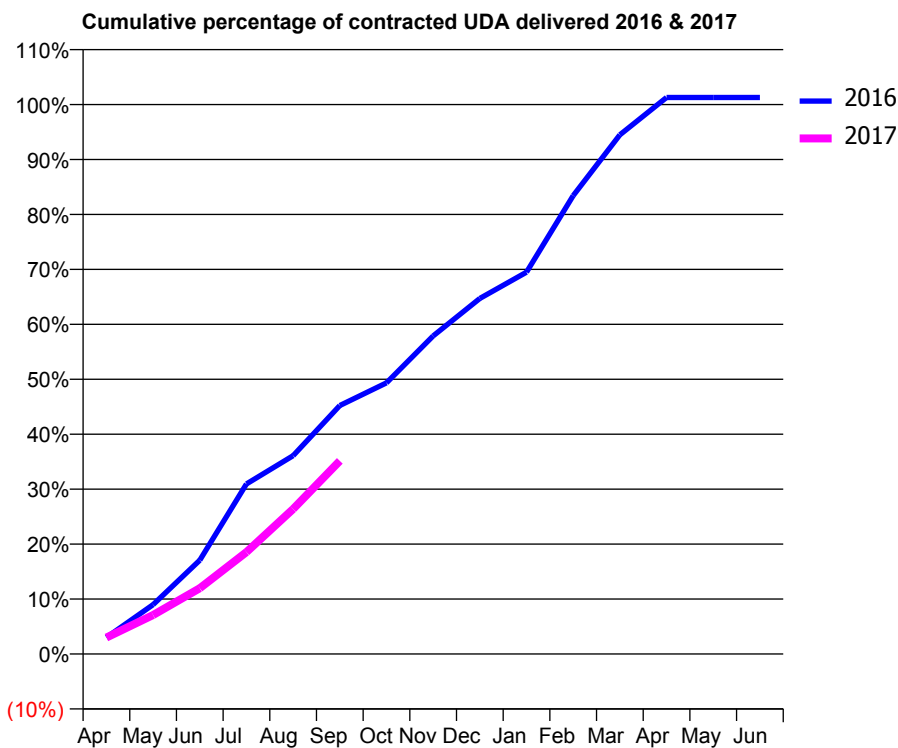
16/17 Contracted general activity (UDA)	12,952
Carry forward general activity (UDA)	-167
16/17 Contracted orthodontic activity (UOA)	0
Carry forward orthodontic activity (UOA)	0
Baseline contract value	£302,364.16

### ACCESS\*

Patients seen in 24 months	Total	Change since previous quarter
Quarter ending September 2015	4,108	
Quarter ending December 2015	4,145	→
Quarter ending March 2016	4,100	↓
Quarter ending June 2016	3,958	↓
Quarter ending September 2016	3,969	→
<b>Variance since September 2015</b>	<b>(3.4%)</b>	<b>↓</b>



### ACTIVITY



Month	Adjusted Scheduled Activity (UDA)	
	2016	2017
April	392	387
May	1,165	918
June	2,211	1,552
July	4,009	2,403
August	4,675	3,419
September	5,859	4,554
October	6,392	
November	7,497	
December	8,382	
January	9,002	
February	10,805	
March	12,239	
April	13,119	
May	13,119	
June	13,119	

### QUALITY

	Quantity	Base Number	Contract	AT	Region	England
% of FP17s for the same patient ID Re-attending within 3 months - Children	18	371	4.9%	9.8%	11.8%	12.4%
% of FP17s for the same patient ID Re-attending within 3 months - Adults	216	1,623	13.3%	15.8%	16.6%	16.7%
% of FP17s for the same patient ID Re-attending between 3 & 9 months - Children	126	371	34.0%	59.0%	60.2%	57.4%
% of FP17s for the same patient ID Re-attending between 3 & 9 months - Adults	566	1,623	34.9%	50.9%	52.0%	50.5%
% of FP17s for Band 1 Urgent Courses	210	1,705	12.3%	9.5%	9.4%	9.1%
% of FP17s Relating to Free Repair or Replacements	2	1,705	0.1%	0.6%	0.7%	0.8%
% of FP17s Relating to Continuations	11	1,705	0.6%	1.1%	1.2%	1.3%
% of Patients satisfied with the dentistry they have received	0	0	N/A	94.8%	93.6%	93.2%
% of Patients satisfied with the time they had to wait for an appointment	0	0	N/A	91.7%	89.1%	89.0%

\* This is based on patients treated on this contract for their most recent course of treatment. Figures in italics indicate the base number of FP17s or Patient Questionnaire responses are less than 100. N/A is shown where the base number of responses is less than 10 during the period. % is calculated as Quantity/Base number\*100



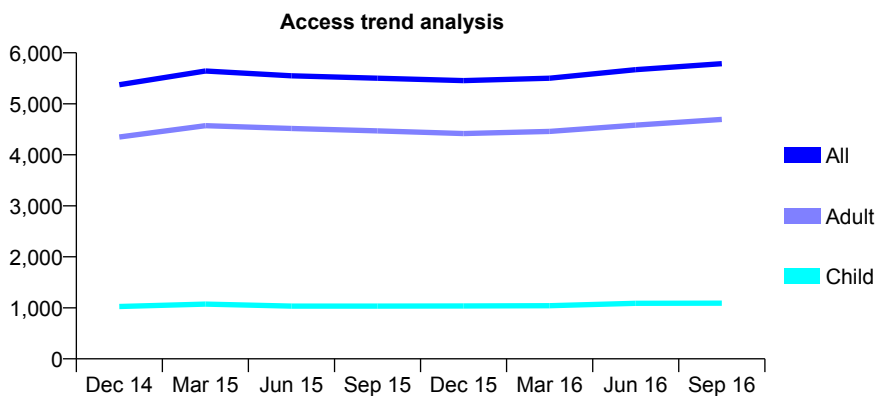
## Q68 - Vital Signs At a Glance Contract Report for 937479/0003 - September 2016

Name or company name	A Pitchforth and M Cramp
Contract type name	GDS Contract
Purpose of contract	General
Contract start date	01/04/2006
Contract end date	

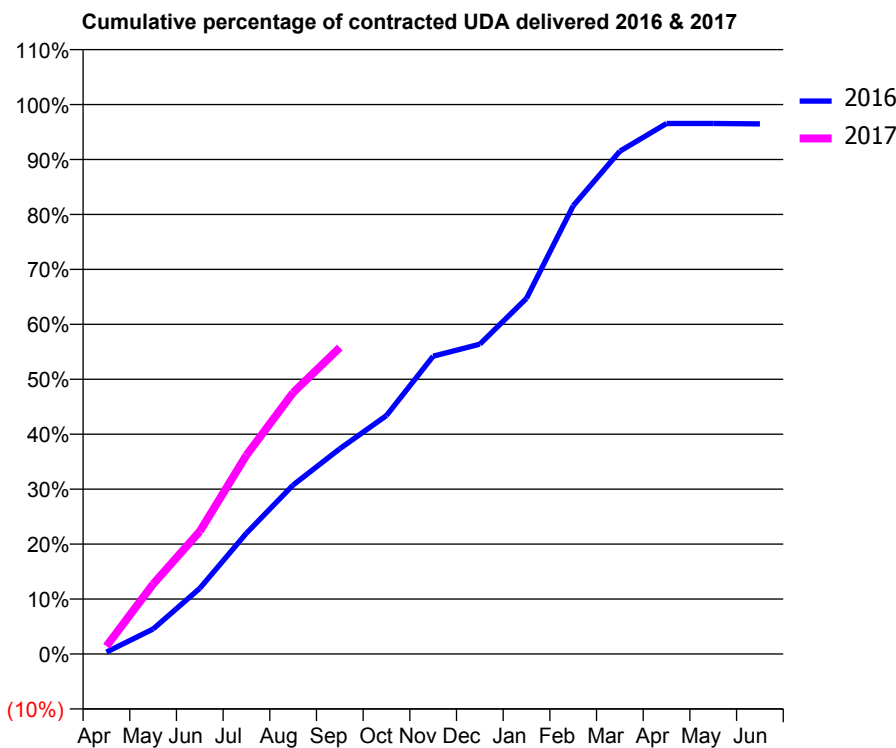
16/17 Contracted general activity (UDA)	19,978
Carry forward general activity (UDA)	704
16/17 Contracted orthodontic activity (UOA)	0
Carry forward orthodontic activity (UOA)	0
Baseline contract value	£471,245.22

### ACCESS\*

Patients seen in 24 months	Total	Change since previous quarter
Quarter ending September 2015	5,502	
Quarter ending December 2015	5,455	→
Quarter ending March 2016	5,503	→
Quarter ending June 2016	5,670	↑
Quarter ending September 2016	5,787	↑
<b>Variance since September 2015</b>	<b>5.2%</b>	<b>↑</b>



### ACTIVITY



Month	Adjusted Scheduled Activity (UDA)	
	2016	2017
April	71	286
May	909	2,542
June	2,385	4,459
July	4,394	7,232
August	6,143	9,504
September	7,464	11,145
October	8,672	
November	10,830	
December	11,264	
January	12,932	
February	16,297	
March	18,281	
April	19,287	
May	19,286	
June	19,274	

### QUALITY

	Quantity	Base Number	Contract	AT	Region	England
% of FP17s for the same patient ID Re-attending within 3 months - Children	103	856	12.0%	9.8%	11.8%	12.4%
% of FP17s for the same patient ID Re-attending within 3 months - Adults	818	3,745	21.8%	15.8%	16.6%	16.7%
% of FP17s for the same patient ID Re-attending between 3 & 9 months - Children	415	856	48.5%	59.0%	60.2%	57.4%
% of FP17s for the same patient ID Re-attending between 3 & 9 months - Adults	1,649	3,745	44.0%	50.9%	52.0%	50.5%
% of FP17s for Band 1 Urgent Courses	442	4,281	10.3%	9.5%	9.4%	9.1%
% of FP17s Relating to Free Repair or Replacements	98	4,281	2.3%	0.6%	0.7%	0.8%
% of FP17s Relating to Continuations	75	4,281	1.8%	1.1%	1.2%	1.3%
% of Patients satisfied with the dentistry they have received	10	10	100.0%	94.8%	93.6%	93.2%
% of Patients satisfied with the time they had to wait for an appointment	10	10	100.0%	91.7%	89.1%	89.0%

\* This is based on patients treated on this contract for their most recent course of treatment. Figures in italics indicate the base number of FP17s or Patient Questionnaire responses are less than 100. N/A is shown where the base number of responses is less than 10 during the period. % is calculated as Quantity/Base number\*100

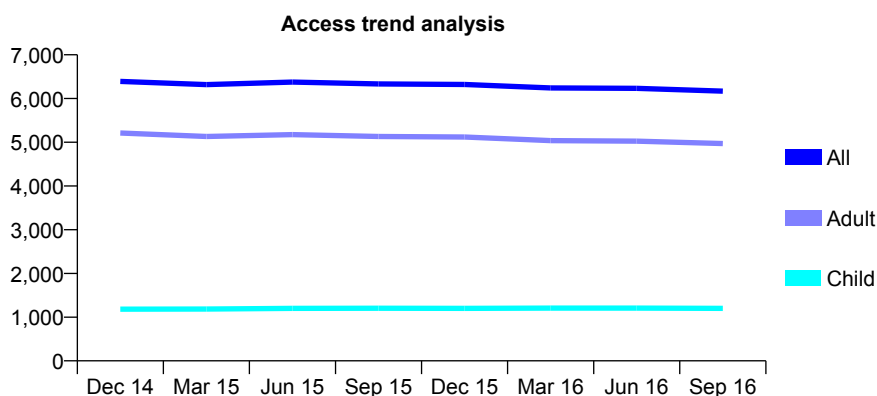
## Q68 - Vital Signs At a Glance Contract Report for 939730/0001 - September 2016

Name or company name	MR BJ WOOD
Contract type name	GDS Contract
Purpose of contract	General
Contract start date	01/04/2006
Contract end date	

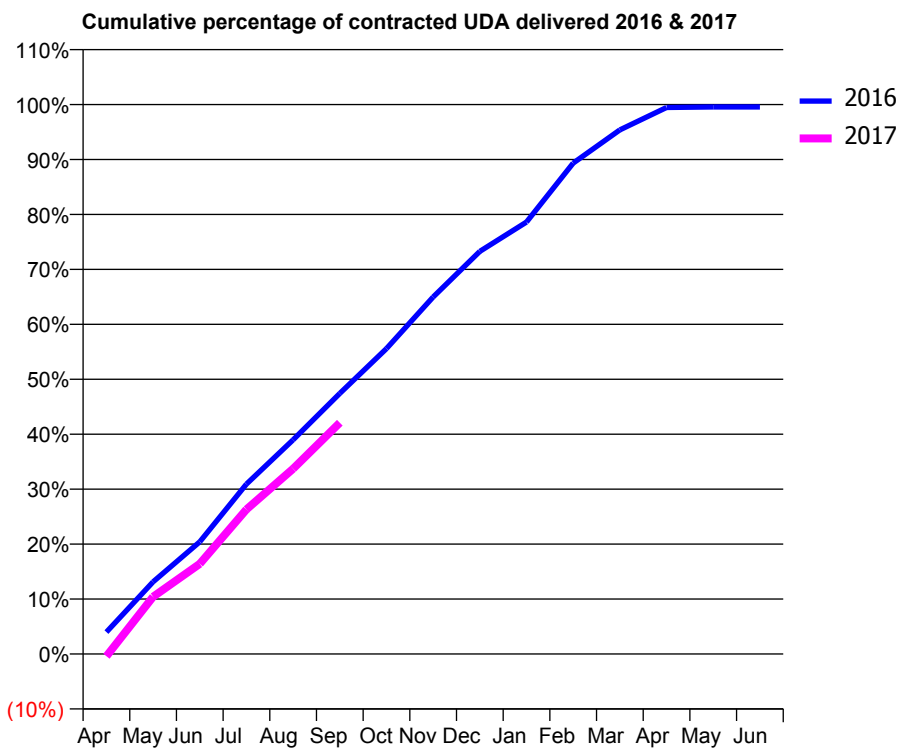
16/17 Contracted general activity (UDA)	16,305
Carry forward general activity (UDA)	71
16/17 Contracted orthodontic activity (UOA)	0
Carry forward orthodontic activity (UOA)	0
Baseline contract value	£433,796.12

### ACCESS\*

Patients seen in 24 months	Total	Change since previous quarter
Quarter ending September 2015	6,335	
Quarter ending December 2015	6,320	→
Quarter ending March 2016	6,243	↓
Quarter ending June 2016	6,233	→
Quarter ending September 2016	6,170	↓
<b>Variance since September 2015</b>	<b>(2.6%)</b>	<b>↓</b>



### ACTIVITY



Month	Adjusted Scheduled Activity (UDA)	
	2016	2017
April	650	-71
May	2,142	1,699
June	3,328	2,678
July	5,042	4,292
August	6,355	5,499
September	7,735	6,863
October	9,064	
November	10,595	
December	11,946	
January	12,818	
February	14,569	
March	15,553	
April	16,216	
May	16,233	
June	16,234	

### QUALITY

	Quantity	Base Number	Contract	AT	Region	England
% of FP17s for the same patient ID Re-attending within 3 months - Children	46	827	5.6%	9.8%	11.8%	12.4%
% of FP17s for the same patient ID Re-attending within 3 months - Adults	505	3,124	16.2%	15.8%	16.6%	16.7%
% of FP17s for the same patient ID Re-attending between 3 & 9 months - Children	447	827	54.1%	59.0%	60.2%	57.4%
% of FP17s for the same patient ID Re-attending between 3 & 9 months - Adults	1,353	3,124	43.3%	50.9%	52.0%	50.5%
% of FP17s for Band 1 Urgent Courses	454	3,613	12.6%	9.5%	9.4%	9.1%
% of FP17s Relating to Free Repair or Replacements	20	3,613	0.6%	0.6%	0.7%	0.8%
% of FP17s Relating to Continuations	85	3,613	2.4%	1.1%	1.2%	1.3%
% of Patients satisfied with the dentistry they have received	1	2	N/A	94.8%	93.6%	93.2%
% of Patients satisfied with the time they had to wait for an appointment	1	2	N/A	91.7%	89.1%	89.0%

\* This is based on patients treated on this contract for their most recent course of treatment. Figures in italics indicate the base number of FP17s or Patient Questionnaire responses are less than 100. N/A is shown where the base number of responses is less than 10 during the period. % is calculated as Quantity/Base number\*100

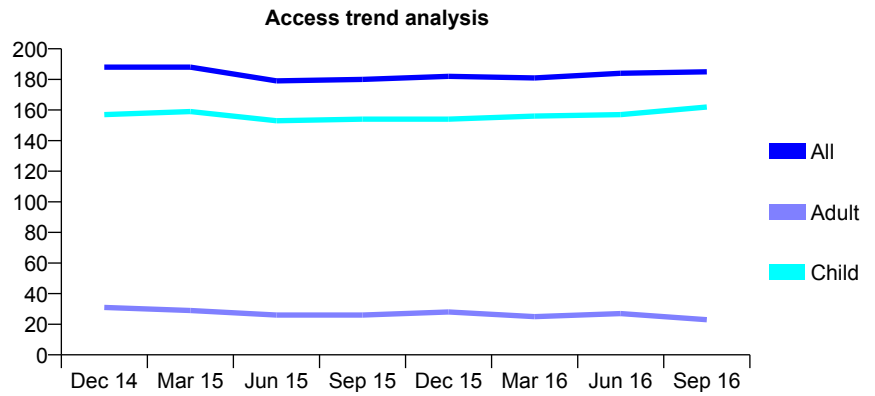
## Q68 - Vital Signs At a Glance Contract Report for 940720/0001 - September 2016

Name or company name	MR CR GOVES
Contract type name	GDS Contract
Purpose of contract	General
Contract start date	01/04/2006
Contract end date	

16/17 Contracted general activity (UDA)	300
Carry forward general activity (UDA)	-6
16/17 Contracted orthodontic activity (UOA)	0
Carry forward orthodontic activity (UOA)	0
Baseline contract value	£6,683.67

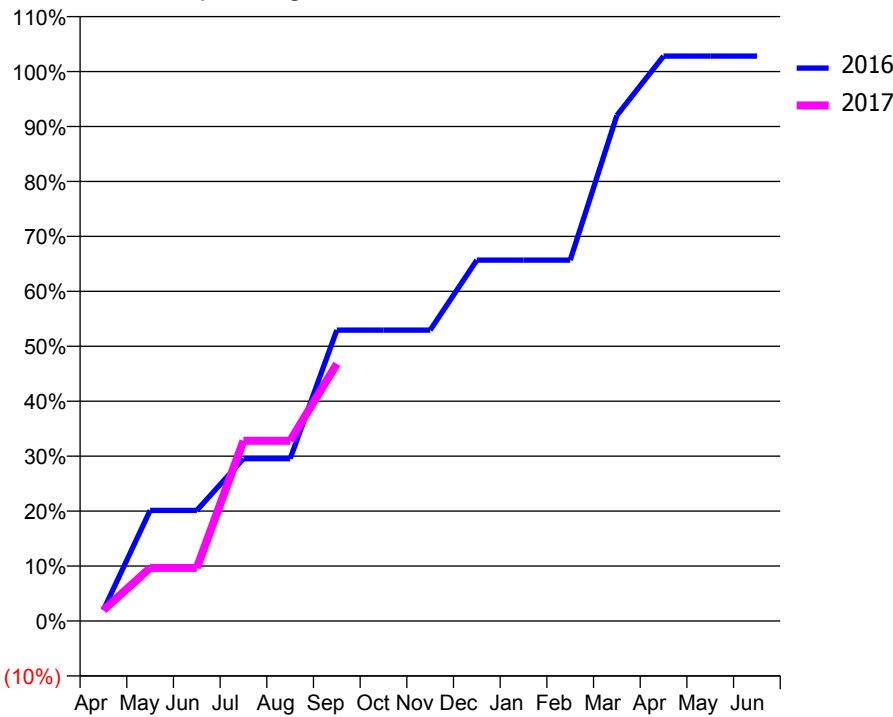
### ACCESS\*

Patients seen in 24 months	Total	Change since previous quarter
Quarter ending September 2015	180	
Quarter ending December 2015	182	→
Quarter ending March 2016	181	→
Quarter ending June 2016	184	→
Quarter ending September 2016	185	→
<b>Variance since September 2015</b>	<b>2.8%</b>	<b>↑</b>



### ACTIVITY

Cumulative percentage of contracted UDA delivered 2016 & 2017



Month	Adjusted Scheduled Activity (UDA)	
	2016	2017
April	6	6
May	60	29
June	60	29
July	89	98
August	89	98
September	159	140
October	159	
November	159	
December	197	
January	197	
February	197	
March	276	
April	308	
May	308	
June	308	

### QUALITY

	Quantity	Base Number	Contract	AT	Region	England
% of FP17s for the same patient ID Re-attending within 3 months - Children	4	138	2.9%	9.8%	11.8%	12.4%
% of FP17s for the same patient ID Re-attending within 3 months - Adults	0	0	N/A	15.8%	16.6%	16.7%
% of FP17s for the same patient ID Re-attending between 3 & 9 months - Children	73	138	52.9%	59.0%	60.2%	57.4%
% of FP17s for the same patient ID Re-attending between 3 & 9 months - Adults	0	0	N/A	50.9%	52.0%	50.5%
% of FP17s for Band 1 Urgent Courses	2	112	1.8%	9.5%	9.4%	9.1%
% of FP17s Relating to Free Repair or Replacements	0	112	0.0%	0.6%	0.7%	0.8%
% of FP17s Relating to Continuations	0	112	0.0%	1.1%	1.2%	1.3%
% of Patients satisfied with the dentistry they have received	0	0	N/A	94.8%	93.6%	93.2%
% of Patients satisfied with the time they had to wait for an appointment	0	0	N/A	91.7%	89.1%	89.0%

\* This is based on patients treated on this contract for their most recent course of treatment. Figures in italics indicate the base number of FP17s or Patient Questionnaire responses are less than 100. N/A is shown where the base number of responses is less than 10 during the period. % is calculated as Quantity/Base number\*100

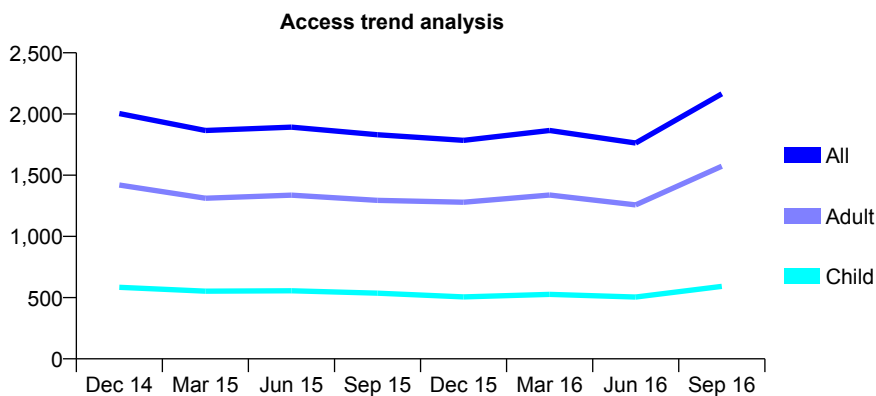
## Q68 - Vital Signs At a Glance Contract Report for 941719/0001 - September 2016

Name or company name	MISS F SHAMELI
Contract type name	GDS Contract
Purpose of contract	General
Contract start date	01/04/2006
Contract end date	

16/17 Contracted general activity (UDA)	7,000
Carry forward general activity (UDA)	0
16/17 Contracted orthodontic activity (UOA)	0
Carry forward orthodontic activity (UOA)	0
Baseline contract value	£165,200.10

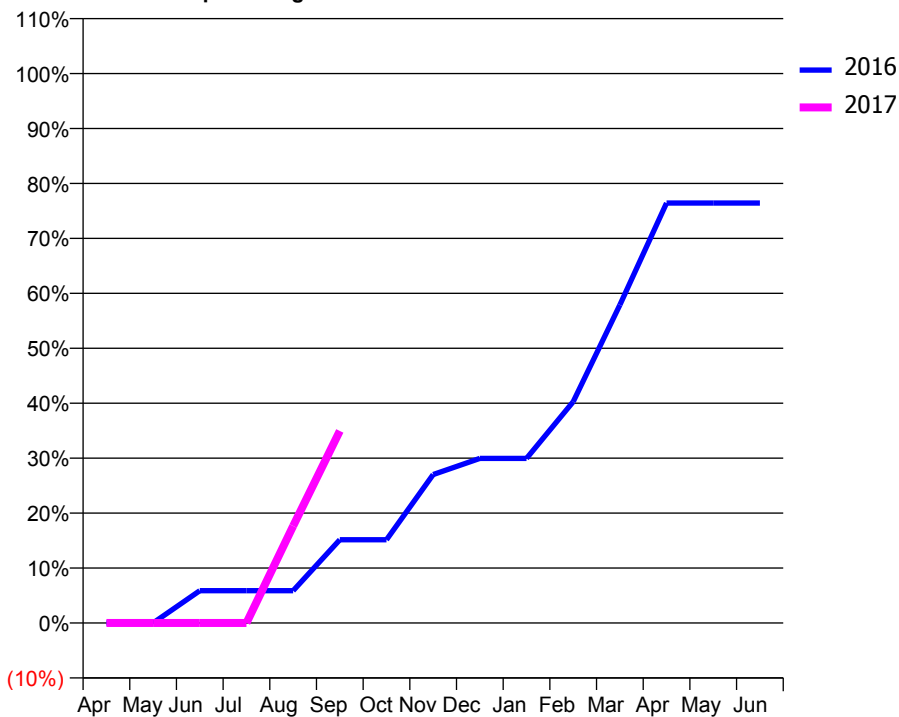
### ACCESS\*

Patients seen in 24 months	Total	Change since previous quarter
Quarter ending September 2015	1,831	
Quarter ending December 2015	1,785	↓
Quarter ending March 2016	1,865	↑
Quarter ending June 2016	1,763	↓
Quarter ending September 2016	2,165	↑
<b>Variance since September 2015</b>	<b>18.2%</b>	<b>↑</b>



### ACTIVITY

Cumulative percentage of contracted UDA delivered 2016 & 2017



Month	Adjusted Scheduled Activity (UDA)	
	2016	2017
April	0	0
May	0	0
June	412	0
July	412	0
August	412	1,236
September	1,060	2,447
October	1,060	
November	1,892	
December	2,096	
January	2,096	
February	2,820	
March	4,053	
April	5,350	
May	5,350	
June	5,350	

### QUALITY

	Quantity	Base Number	Contract	AT	Region	England
% of FP17s for the same patient ID Re-attending within 3 months - Children	55	459	12.0%	9.8%	11.8%	12.4%
% of FP17s for the same patient ID Re-attending within 3 months - Adults	201	1,109	18.1%	15.8%	16.6%	16.7%
% of FP17s for the same patient ID Re-attending between 3 & 9 months - Children	186	459	40.5%	59.0%	60.2%	57.4%
% of FP17s for the same patient ID Re-attending between 3 & 9 months - Adults	278	1,109	25.1%	50.9%	52.0%	50.5%
% of FP17s for Band 1 Urgent Courses	125	1,079	11.6%	9.5%	9.4%	9.1%
% of FP17s Relating to Free Repair or Replacements	1	1,079	0.1%	0.6%	0.7%	0.8%
% of FP17s Relating to Continuations	41	1,079	3.8%	1.1%	1.2%	1.3%
% of Patients satisfied with the dentistry they have received	1	2	N/A	94.8%	93.6%	93.2%
% of Patients satisfied with the time they had to wait for an appointment	1	2	N/A	91.7%	89.1%	89.0%

\* This is based on patients treated on this contract for their most recent course of treatment. Figures in italics indicate the base number of FP17s or Patient Questionnaire responses are less than 100. N/A is shown where the base number of responses is less than 10 during the period. % is calculated as Quantity/Base number\*100

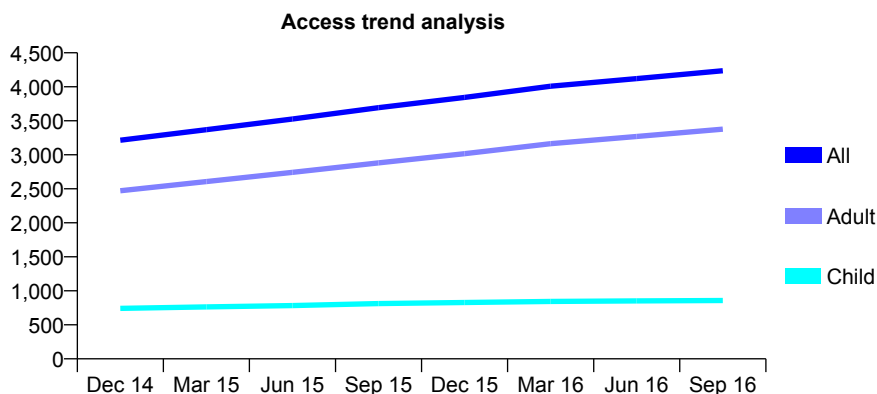
## Q68 - Vital Signs At a Glance Contract Report for 941964/0001 - September 2016

Name or company name	MR C OUALI
Contract type name	GDS Contract
Purpose of contract	General
Contract start date	17/06/2011
Contract end date	

16/17 Contracted general activity (UDA)	13,410
Carry forward general activity (UDA)	-67
16/17 Contracted orthodontic activity (UOA)	0
Carry forward orthodontic activity (UOA)	0
Baseline contract value	£360,290.49

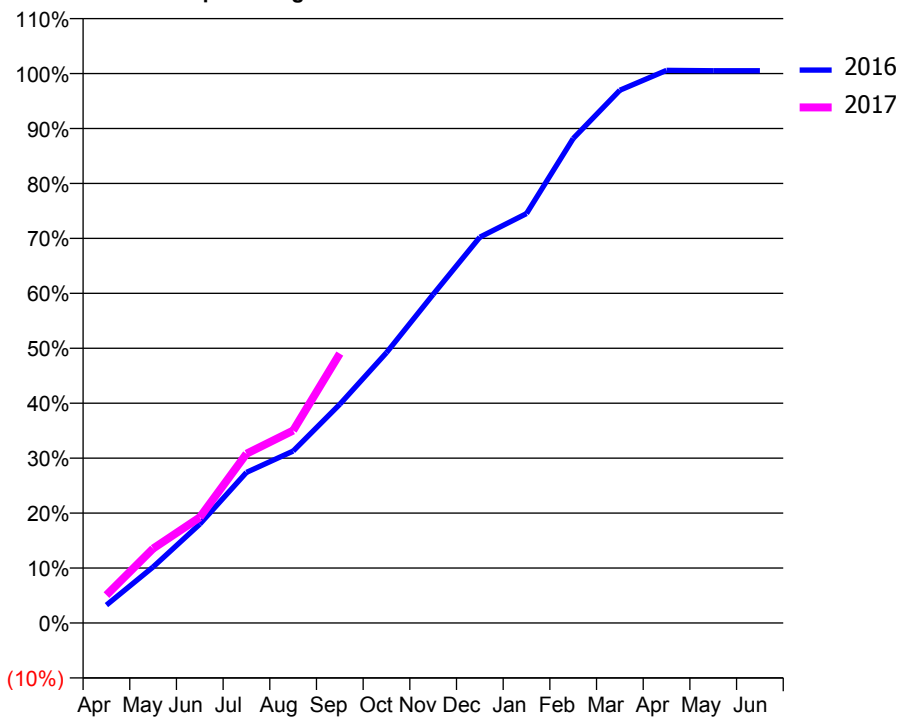
### ACCESS\*

Patients seen in 24 months	Total	Change since previous quarter
Quarter ending September 2015	3,693	
Quarter ending December 2015	3,845	↑
Quarter ending March 2016	4,008	↑
Quarter ending June 2016	4,120	↑
Quarter ending September 2016	4,236	↑
<b>Variance since September 2015</b>	<b>14.7%</b>	<b>↑</b>



### ACTIVITY

Cumulative percentage of contracted UDA delivered 2016 & 2017



Month	Adjusted Scheduled Activity (UDA)	
	2016	2017
April	437	681
May	1,367	1,817
June	2,414	2,579
July	3,676	4,130
August	4,196	4,697
September	5,338	6,574
October	6,598	
November	8,019	
December	9,417	
January	9,993	
February	11,824	
March	13,003	
April	13,488	
May	13,477	
June	13,477	

### QUALITY

	Quantity	Base Number	Contract	AT	Region	England
% of FP17s for the same patient ID Re-attending within 3 months - Children	58	806	7.2%	9.8%	11.8%	12.4%
% of FP17s for the same patient ID Re-attending within 3 months - Adults	431	2,986	14.4%	15.8%	16.6%	16.7%
% of FP17s for the same patient ID Re-attending between 3 & 9 months - Children	598	806	74.2%	59.0%	60.2%	57.4%
% of FP17s for the same patient ID Re-attending between 3 & 9 months - Adults	1,990	2,986	66.6%	50.9%	52.0%	50.5%
% of FP17s for Band 1 Urgent Courses	250	3,515	7.1%	9.5%	9.4%	9.1%
% of FP17s Relating to Free Repair or Replacements	21	3,515	0.6%	0.6%	0.7%	0.8%
% of FP17s Relating to Continuations	2	3,515	0.1%	1.1%	1.2%	1.3%
% of Patients satisfied with the dentistry they have received	6	6	N/A	94.8%	93.6%	93.2%
% of Patients satisfied with the time they had to wait for an appointment	5	6	N/A	91.7%	89.1%	89.0%

\* This is based on patients treated on this contract for their most recent course of treatment. Figures in italics indicate the base number of FP17s or Patient Questionnaire responses are less than 100. N/A is shown where the base number of responses is less than 10 during the period. % is calculated as Quantity/Base number\*100

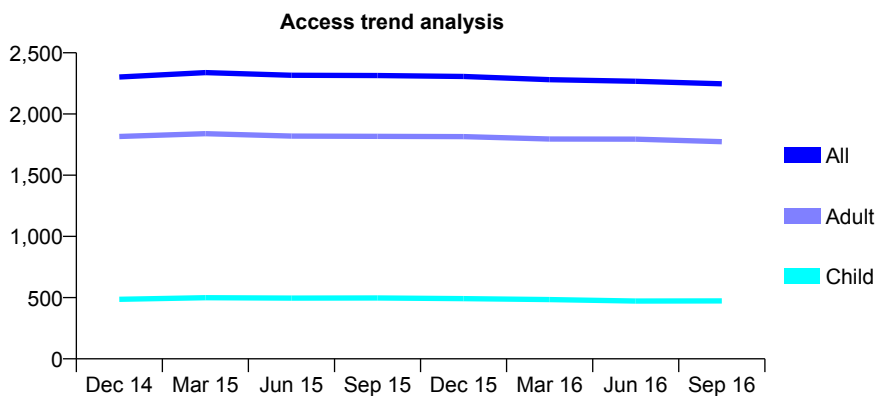
## Q68 - Vital Signs At a Glance Contract Report for 946273/0001 - September 2016

Name or company name	MR M GHOLAMI
Contract type name	GDS Contract
Purpose of contract	General
Contract start date	01/04/2006
Contract end date	

16/17 Contracted general activity (UDA)	9,495
Carry forward general activity (UDA)	0
16/17 Contracted orthodontic activity (UOA)	0
Carry forward orthodontic activity (UOA)	0
Baseline contract value	£253,565.86

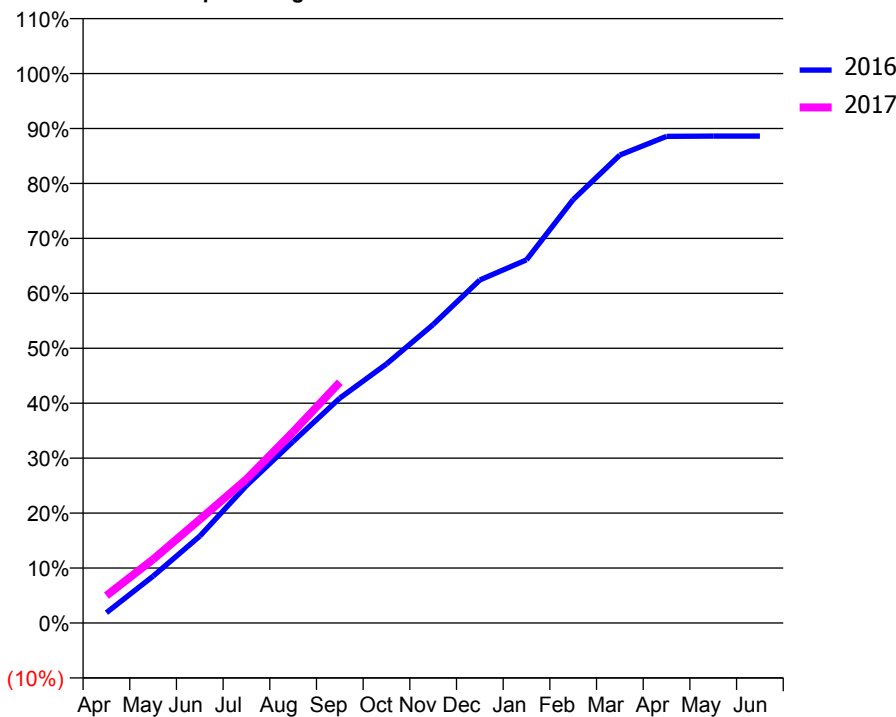
### ACCESS\*

Patients seen in 24 months	Total	Change since previous quarter
Quarter ending September 2015	2,314	
Quarter ending December 2015	2,307	→
Quarter ending March 2016	2,280	↓
Quarter ending June 2016	2,267	→
Quarter ending September 2016	2,247	→
<b>Variance since September 2015</b>	<b>(2.9%)</b>	<b>↓</b>



### ACTIVITY

Cumulative percentage of contracted UDA delivered 2016 & 2017



Month	Adjusted Scheduled Activity (UDA)	
	2016	2017
April	178	474
May	810	1,100
June	1,502	1,789
July	2,375	2,484
August	3,138	3,302
September	3,885	4,160
October	4,476	
November	5,158	
December	5,926	
January	6,276	
February	7,317	
March	8,087	
April	8,410	
May	8,413	
June	8,413	

### QUALITY

	Quantity	Base Number	Contract	AT	Region	England
% of FP17s for the same patient ID Re-attending within 3 months - Children	12	330	3.6%	9.8%	11.8%	12.4%
% of FP17s for the same patient ID Re-attending within 3 months - Adults	170	1,404	12.1%	15.8%	16.6%	16.7%
% of FP17s for the same patient ID Re-attending between 3 & 9 months - Children	219	330	66.4%	59.0%	60.2%	57.4%
% of FP17s for the same patient ID Re-attending between 3 & 9 months - Adults	933	1,404	66.5%	50.9%	52.0%	50.5%
% of FP17s for Band 1 Urgent Courses	98	1,615	6.1%	9.5%	9.4%	9.1%
% of FP17s Relating to Free Repair or Replacements	0	1,615	0.0%	0.6%	0.7%	0.8%
% of FP17s Relating to Continuations	3	1,615	0.2%	1.1%	1.2%	1.3%
% of Patients satisfied with the dentistry they have received	5	5	N/A	94.8%	93.6%	93.2%
% of Patients satisfied with the time they had to wait for an appointment	5	5	N/A	91.7%	89.1%	89.0%

\* This is based on patients treated on this contract for their most recent course of treatment. Figures in italics indicate the base number of FP17s or Patient Questionnaire responses are less than 100. N/A is shown where the base number of responses is less than 10 during the period. % is calculated as Quantity/Base number\*100

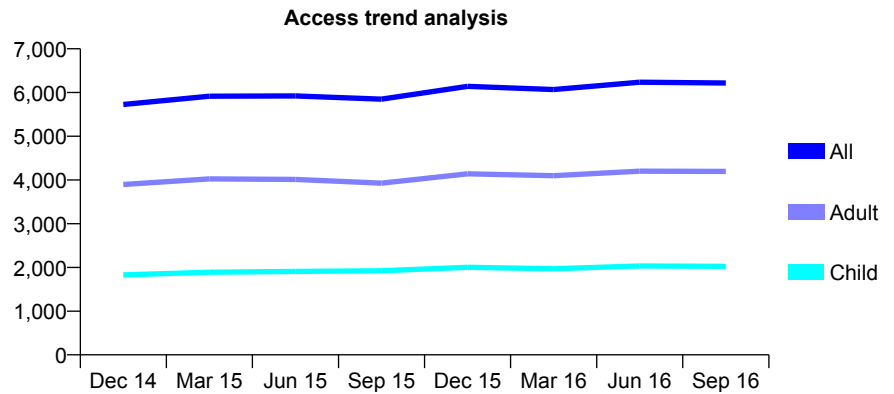
## Q68 - Vital Signs At a Glance Contract Report for 947822/0001 - September 2016

Name or company name	MR HS DHALIWAL
Contract type name	GDS Contract
Purpose of contract	General
Contract start date	01/04/2009
Contract end date	

16/17 Contracted general activity (UDA)	13,500
Carry forward general activity (UDA)	-270
16/17 Contracted orthodontic activity (UOA)	0
Carry forward orthodontic activity (UOA)	0
Baseline contract value	£362,718.40

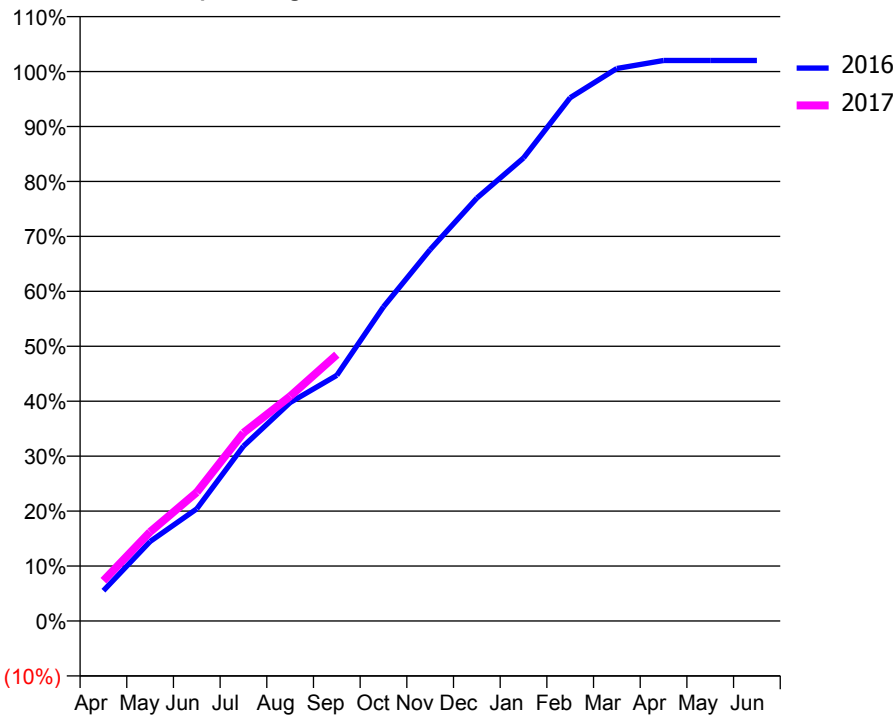
### ACCESS\*

Patients seen in 24 months	Total	Change since previous quarter
Quarter ending September 2015	5,849	
Quarter ending December 2015	6,142	↑
Quarter ending March 2016	6,069	↓
Quarter ending June 2016	6,236	↑
Quarter ending September 2016	6,217	→
<b>Variance since September 2015</b>	<b>6.3%</b>	<b>↑</b>



### ACTIVITY

Cumulative percentage of contracted UDA delivered 2016 & 2017



Month	Adjusted Scheduled Activity (UDA)	
	2016	2017
April	744	991
May	1,955	2,190
June	2,758	3,163
July	4,298	4,626
August	5,368	5,522
September	6,036	6,544
October	7,720	
November	9,126	
December	10,389	
January	11,377	
February	12,855	
March	13,574	
April	13,769	
May	13,771	
June	13,772	

### QUALITY

	Quantity	Base Number	Contract	AT	Region	England
% of FP17s for the same patient ID Re-attending within 3 months - Children	88	1,350	6.5%	9.8%	11.8%	12.4%
% of FP17s for the same patient ID Re-attending within 3 months - Adults	364	2,440	14.9%	15.8%	16.6%	16.7%
% of FP17s for the same patient ID Re-attending between 3 & 9 months - Children	753	1,350	55.8%	59.0%	60.2%	57.4%
% of FP17s for the same patient ID Re-attending between 3 & 9 months - Adults	1,055	2,440	43.2%	50.9%	52.0%	50.5%
% of FP17s for Band 1 Urgent Courses	408	3,665	11.1%	9.5%	9.4%	9.1%
% of FP17s Relating to Free Repair or Replacements	23	3,665	0.6%	0.6%	0.7%	0.8%
% of FP17s Relating to Continuations	55	3,665	1.5%	1.1%	1.2%	1.3%
% of Patients satisfied with the dentistry they have received	7	9	N/A	94.8%	93.6%	93.2%
% of Patients satisfied with the time they had to wait for an appointment	7	9	N/A	91.7%	89.1%	89.0%

\* This is based on patients treated on this contract for their most recent course of treatment. Figures in italics indicate the base number of FP17s or Patient Questionnaire responses are less than 100. N/A is shown where the base number of responses is less than 10 during the period. % is calculated as Quantity/Base number\*100



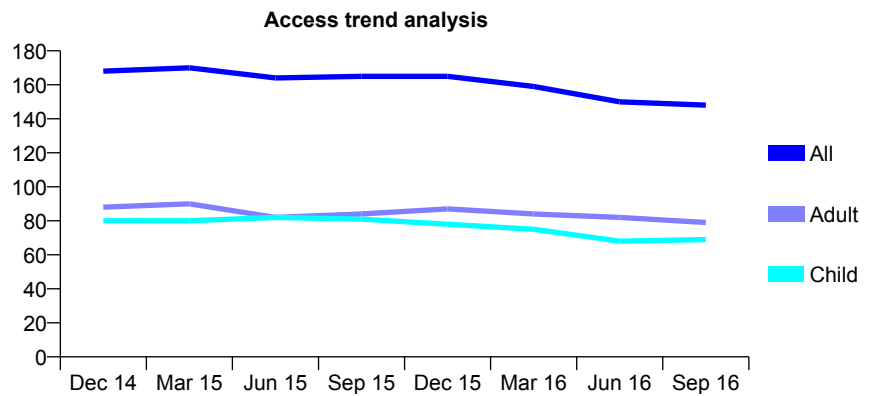
## Q68 - Vital Signs At a Glance Contract Report for 949469/0001 - September 2016

Name or company name	MR HC PAGE
Contract type name	GDS Contract
Purpose of contract	General
Contract start date	01/10/2010
Contract end date	

16/17 Contracted general activity (UDA)	600
Carry forward general activity (UDA)	0
16/17 Contracted orthodontic activity (UOA)	0
Carry forward orthodontic activity (UOA)	0
Baseline contract value	£17,759.05

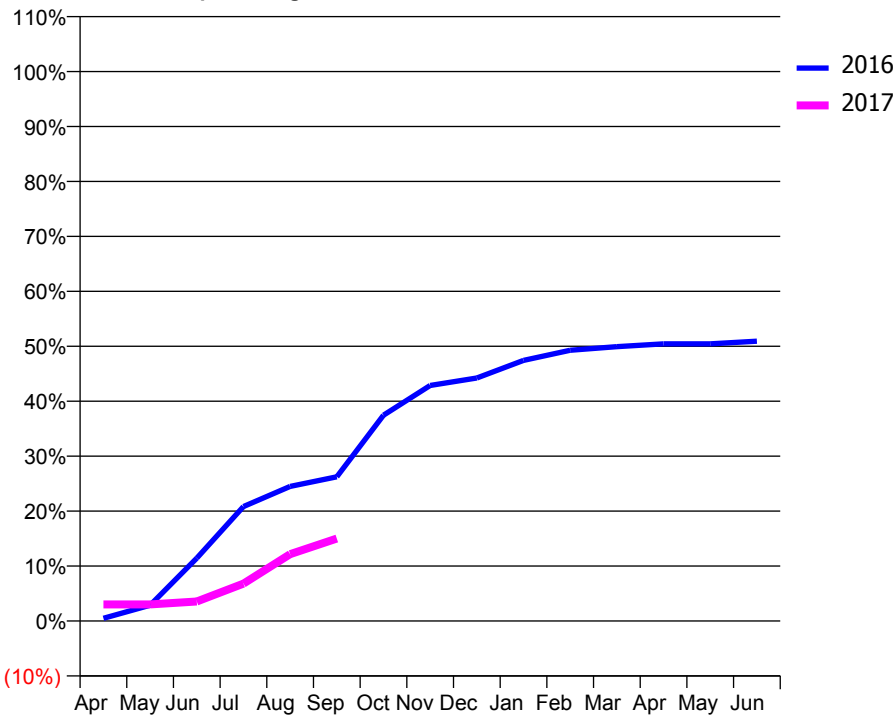
### ACCESS\*

Patients seen in 24 months	Total	Change since previous quarter
Quarter ending September 2015	165	
Quarter ending December 2015	165	→
Quarter ending March 2016	159	↓
Quarter ending June 2016	150	↓
Quarter ending September 2016	148	↓
<b>Variance since September 2015</b>	<b>(10.3%)</b>	<b>↓</b>



### ACTIVITY

Cumulative percentage of contracted UDA delivered 2016 & 2017



Month	Adjusted Scheduled Activity (UDA)	
	2016	2017
April	3	18
May	17	18
June	69	21
July	125	41
August	147	73
September	157	90
October	225	
November	257	
December	265	
January	285	
February	296	
March	300	
April	303	
May	303	
June	306	

### QUALITY

	Quantity	Base Number	Contract	AT	Region	England
% of FP17s for the same patient ID Re-attending within 3 months - Children	1	31	3.2%	9.8%	11.8%	12.4%
% of FP17s for the same patient ID Re-attending within 3 months - Adults	1	26	3.8%	15.8%	16.6%	16.7%
% of FP17s for the same patient ID Re-attending between 3 & 9 months - Children	13	31	41.9%	59.0%	60.2%	57.4%
% of FP17s for the same patient ID Re-attending between 3 & 9 months - Adults	10	26	38.5%	50.9%	52.0%	50.5%
% of FP17s for Band 1 Urgent Courses	5	53	9.4%	9.5%	9.4%	9.1%
% of FP17s Relating to Free Repair or Replacements	0	53	0.0%	0.6%	0.7%	0.8%
% of FP17s Relating to Continuations	1	53	1.9%	1.1%	1.2%	1.3%
% of Patients satisfied with the dentistry they have received	0	0	N/A	94.8%	93.6%	93.2%
% of Patients satisfied with the time they had to wait for an appointment	0	0	N/A	91.7%	89.1%	89.0%

\* This is based on patients treated on this contract for their most recent course of treatment. Figures in italics indicate the base number of FP17s or Patient Questionnaire responses are less than 100. N/A is shown where the base number of responses is less than 10 during the period. % is calculated as Quantity/Base number\*100

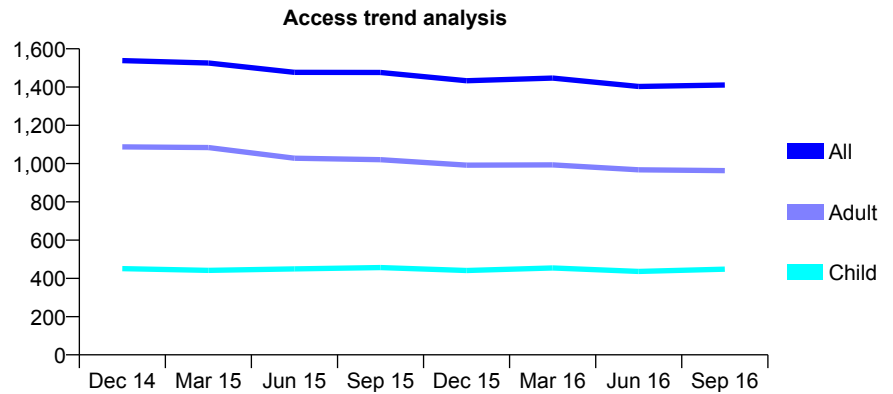
## Q68 - Vital Signs At a Glance Contract Report for 949973/0001 - September 2016

Name or company name	MR A DARGAHI
Contract type name	GDS Contract
Purpose of contract	General
Contract start date	01/04/2006
Contract end date	

16/17 Contracted general activity (UDA)	5,000
Carry forward general activity (UDA)	-47
16/17 Contracted orthodontic activity (UOA)	0
Carry forward orthodontic activity (UOA)	0
Baseline contract value	£143,229.02

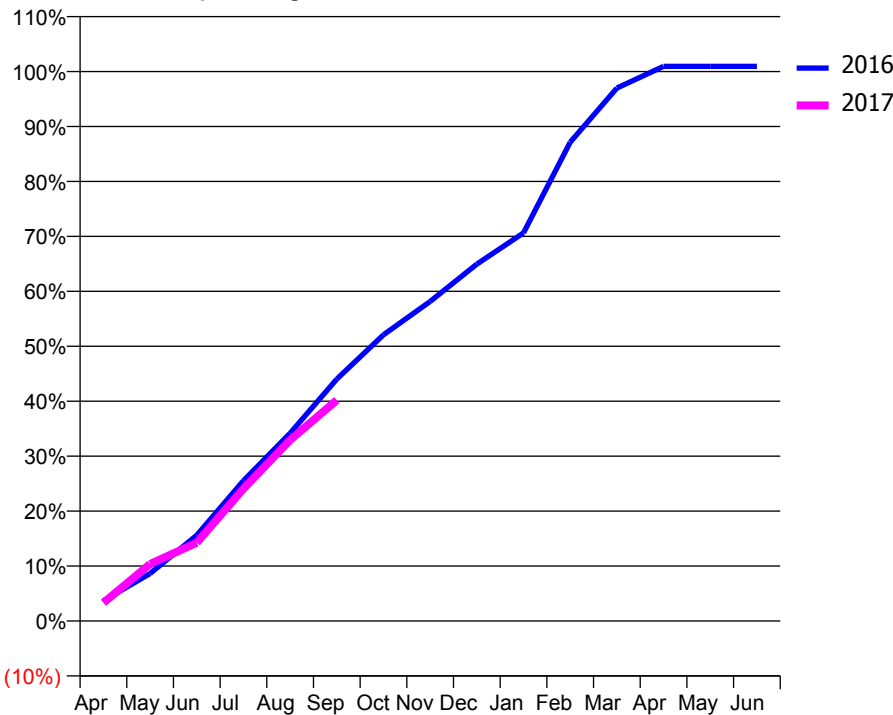
### ACCESS\*

Patients seen in 24 months	Total	Change since previous quarter
Quarter ending September 2015	1,476	
Quarter ending December 2015	1,433	↓
Quarter ending March 2016	1,447	→
Quarter ending June 2016	1,403	↓
Quarter ending September 2016	1,411	→
<b>Variance since September 2015</b>	<b>(4.4%)</b>	<b>↓</b>



### ACTIVITY

Cumulative percentage of contracted UDA delivered 2016 & 2017



Month	Adjusted Scheduled Activity (UDA)	
	2016	2017
April	183	166
May	433	519
June	781	712
July	1,278	1,205
August	1,708	1,647
September	2,201	2,009
October	2,604	
November	2,907	
December	3,248	
January	3,532	
February	4,357	
March	4,849	
April	5,047	
May	5,047	
June	5,047	

### QUALITY

	Quantity	Base Number	Contract	AT	Region	England
% of FP17s for the same patient ID Re-attending within 3 months - Children	23	338	6.8%	9.8%	11.8%	12.4%
% of FP17s for the same patient ID Re-attending within 3 months - Adults	74	553	13.4%	15.8%	16.6%	16.7%
% of FP17s for the same patient ID Re-attending between 3 & 9 months - Children	220	338	65.1%	59.0%	60.2%	57.4%
% of FP17s for the same patient ID Re-attending between 3 & 9 months - Adults	284	553	51.4%	50.9%	52.0%	50.5%
% of FP17s for Band 1 Urgent Courses	77	814	9.5%	9.5%	9.4%	9.1%
% of FP17s Relating to Free Repair or Replacements	0	814	0.0%	0.6%	0.7%	0.8%
% of FP17s Relating to Continuations	5	814	0.6%	1.1%	1.2%	1.3%
% of Patients satisfied with the dentistry they have received	2	2	N/A	94.8%	93.6%	93.2%
% of Patients satisfied with the time they had to wait for an appointment	2	2	N/A	91.7%	89.1%	89.0%

\* This is based on patients treated on this contract for their most recent course of treatment. Figures in italics indicate the base number of FP17s or Patient Questionnaire responses are less than 100. N/A is shown where the base number of responses is less than 10 during the period. % is calculated as Quantity/Base number\*100

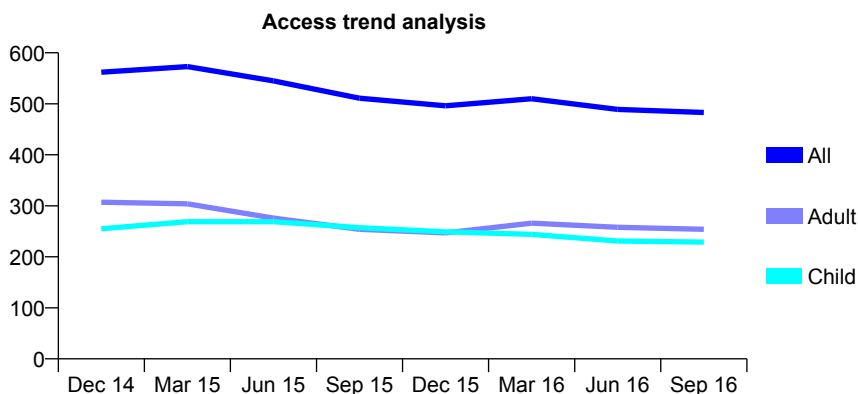
## Q68 - Vital Signs At a Glance Contract Report for 953156/0001 - September 2016

Name or company name	MS V BALBONTIN LAUDIEN
Contract type name	GDS Contract
Purpose of contract	General
Contract start date	01/10/2012
Contract end date	

16/17 Contracted general activity (UDA)	1,666
Carry forward general activity (UDA)	-2
16/17 Contracted orthodontic activity (UOA)	0
Carry forward orthodontic activity (UOA)	0
Baseline contract value	£37,021.85

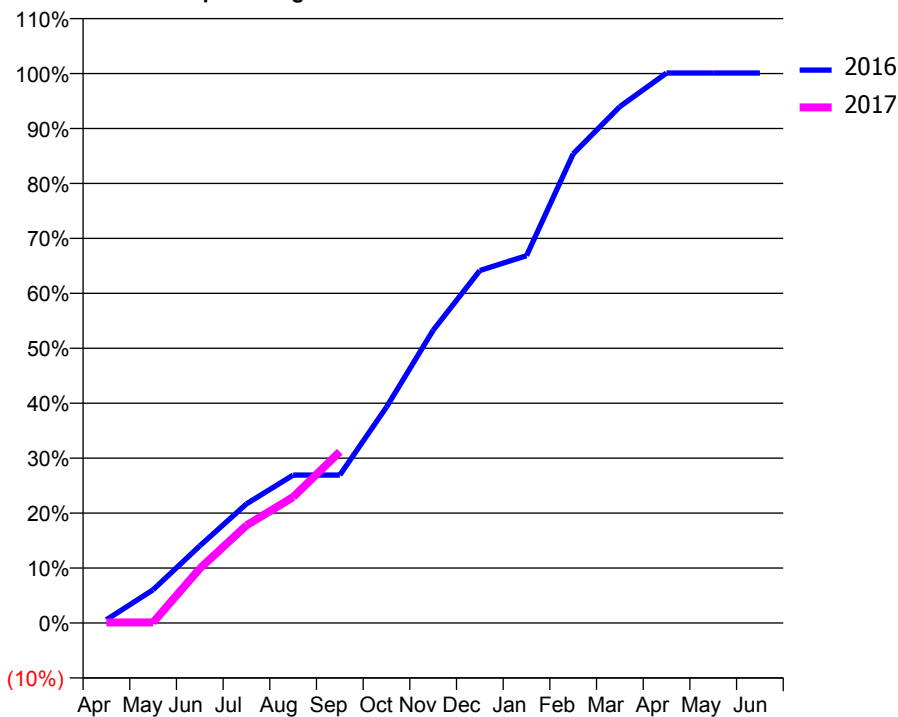
### ACCESS\*

Patients seen in 24 months	Total	Change since previous quarter
Quarter ending September 2015	511	
Quarter ending December 2015	496	↓
Quarter ending March 2016	510	↑
Quarter ending June 2016	489	↓
Quarter ending September 2016	483	↓
<b>Variance since September 2015</b>	<b>(5.5%)</b>	<b>↓</b>



### ACTIVITY

Cumulative percentage of contracted UDA delivered 2016 & 2017



Adjusted Scheduled Activity (UDA)

Month	2016	2017
April	10	2
May	101	2
June	234	165
July	361	296
August	448	382
September	448	519
October	655	
November	888	
December	1,069	
January	1,114	
February	1,423	
March	1,566	
April	1,668	
May	1,668	
June	1,668	

### QUALITY

	Quantity	Base Number	Contract	AT	Region	England
% of FP17s for the same patient ID Re-attending within 3 months - Children	3	116	2.6%	9.8%	11.8%	12.4%
% of FP17s for the same patient ID Re-attending within 3 months - Adults	11	127	8.7%	15.8%	16.6%	16.7%
% of FP17s for the same patient ID Re-attending between 3 & 9 months - Children	59	116	50.9%	59.0%	60.2%	57.4%
% of FP17s for the same patient ID Re-attending between 3 & 9 months - Adults	78	127	61.4%	50.9%	52.0%	50.5%
% of FP17s for Band 1 Urgent Courses	1	201	0.5%	9.5%	9.4%	9.1%
% of FP17s Relating to Free Repair or Replacements	0	201	0.0%	0.6%	0.7%	0.8%
% of FP17s Relating to Continuations	0	201	0.0%	1.1%	1.2%	1.3%
% of Patients satisfied with the dentistry they have received	0	0	N/A	94.8%	93.6%	93.2%
% of Patients satisfied with the time they had to wait for an appointment	0	0	N/A	91.7%	89.1%	89.0%

\* This is based on patients treated on this contract for their most recent course of treatment. Figures in italics indicate the base number of FP17s or Patient Questionnaire responses are less than 100. N/A is shown where the base number of responses is less than 10 during the period. % is calculated as Quantity/Base number\*100

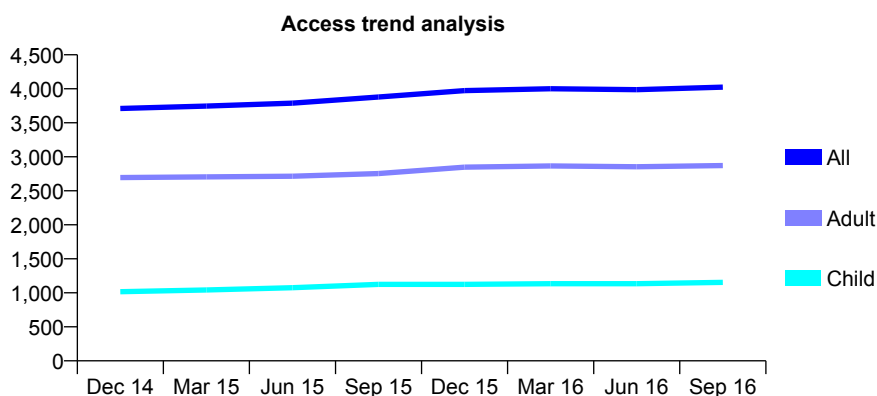
## Q68 - Vital Signs At a Glance Contract Report for 959391/0001 - September 2016

Name or company name	MR MM BADRBEIGI
Contract type name	GDS Contract
Purpose of contract	General
Contract start date	01/04/2006
Contract end date	

16/17 Contracted general activity (UDA)	12,138
Carry forward general activity (UDA)	-2
16/17 Contracted orthodontic activity (UOA)	0
Carry forward orthodontic activity (UOA)	0
Baseline contract value	£317,161.60

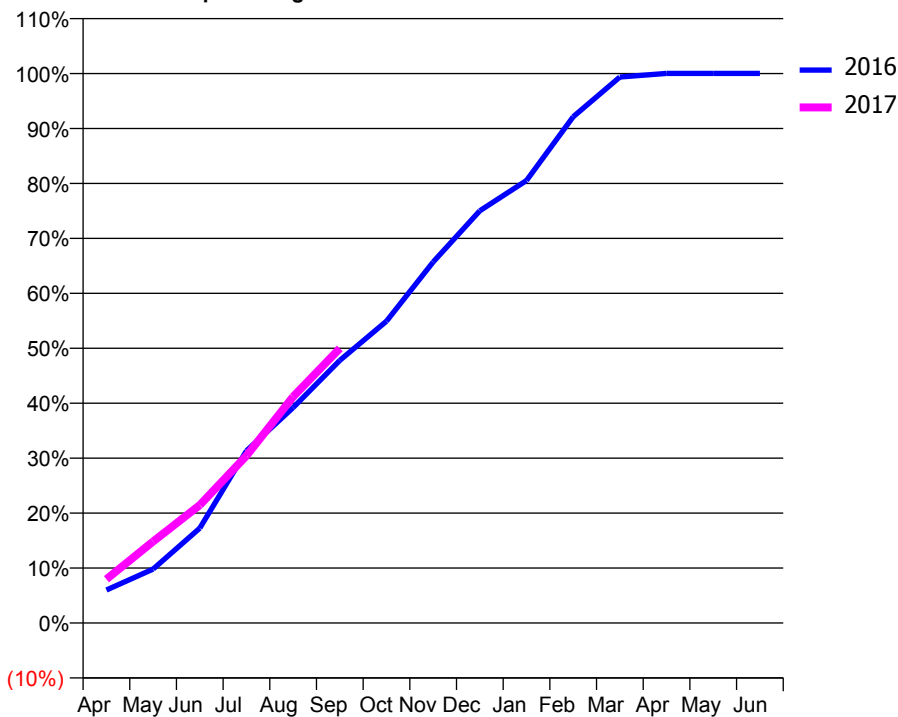
### ACCESS\*

Patients seen in 24 months	Total	Change since previous quarter
Quarter ending September 2015	3,879	
Quarter ending December 2015	3,973	↑
Quarter ending March 2016	4,001	→
Quarter ending June 2016	3,988	→
Quarter ending September 2016	4,024	→
<b>Variance since September 2015</b>	<b>3.7%</b>	<b>↑</b>



### ACTIVITY

Cumulative percentage of contracted UDA delivered 2016 & 2017



Month	Adjusted Scheduled Activity (UDA)	
	2016	2017
April	730	967
May	1,192	1,801
June	2,095	2,605
July	3,805	3,696
August	4,757	5,000
September	5,802	6,066
October	6,666	
November	7,975	
December	9,106	
January	9,774	
February	11,182	
March	12,061	
April	12,140	
May	12,140	
June	12,140	

### QUALITY

	Quantity	Base Number	Contract	AT	Region	England
% of FP17s for the same patient ID Re-attending within 3 months - Children	28	858	3.3%	9.8%	11.8%	12.4%
% of FP17s for the same patient ID Re-attending within 3 months - Adults	193	1,784	10.8%	15.8%	16.6%	16.7%
% of FP17s for the same patient ID Re-attending between 3 & 9 months - Children	547	858	63.8%	59.0%	60.2%	57.4%
% of FP17s for the same patient ID Re-attending between 3 & 9 months - Adults	1,016	1,784	57.0%	50.9%	52.0%	50.5%
% of FP17s for Band 1 Urgent Courses	108	2,591	4.2%	9.5%	9.4%	9.1%
% of FP17s Relating to Free Repair or Replacements	9	2,591	0.3%	0.6%	0.7%	0.8%
% of FP17s Relating to Continuations	8	2,591	0.3%	1.1%	1.2%	1.3%
% of Patients satisfied with the dentistry they have received	2	2	N/A	94.8%	93.6%	93.2%
% of Patients satisfied with the time they had to wait for an appointment	2	2	N/A	91.7%	89.1%	89.0%

\* This is based on patients treated on this contract for their most recent course of treatment. Figures in italics indicate the base number of FP17s or Patient Questionnaire responses are less than 100. N/A is shown where the base number of responses is less than 10 during the period. % is calculated as Quantity/Base number\*100

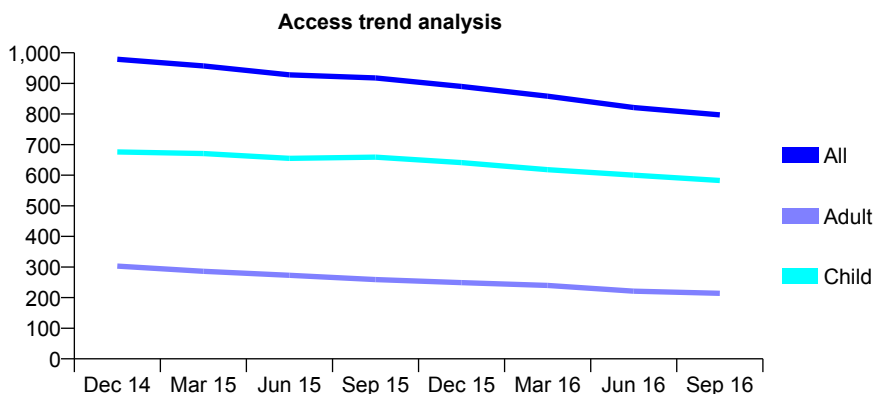
## Q68 - Vital Signs At a Glance Contract Report for 960365/0001 - September 2016

Name or company name	MRS N HEIDARI-ROBINSON
Contract type name	GDS Contract
Purpose of contract	General
Contract start date	01/04/2012
Contract end date	

16/17 Contracted general activity (UDA)	3,300
Carry forward general activity (UDA)	-20
16/17 Contracted orthodontic activity (UOA)	0
Carry forward orthodontic activity (UOA)	0
Baseline contract value	£81,005.49

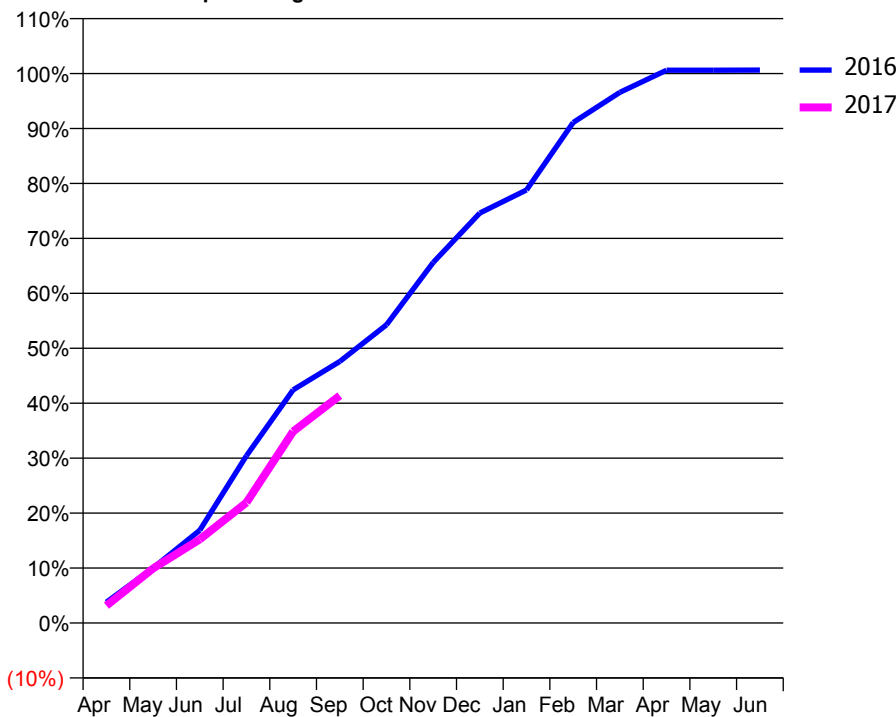
### ACCESS\*

Patients seen in 24 months	Total	Change since previous quarter
Quarter ending September 2015	918	
Quarter ending December 2015	890	↓
Quarter ending March 2016	858	↓
Quarter ending June 2016	821	↓
Quarter ending September 2016	797	↓
<b>Variance since September 2015</b>	<b>(13.2%)</b>	<b>↓</b>



### ACTIVITY

Cumulative percentage of contracted UDA delivered 2016 & 2017



Adjusted Scheduled Activity (UDA)

Month	2016	2017
April	125	104
May	331	328
June	557	502
July	1,005	724
August	1,400	1,151
September	1,571	1,366
October	1,791	
November	2,165	
December	2,462	
January	2,601	
February	3,006	
March	3,187	
April	3,319	
May	3,319	
June	3,320	

### QUALITY

	Quantity	Base Number	Contract	AT	Region	England
% of FP17s for the same patient ID Re-attending within 3 months - Children	55	591	9.3%	9.8%	11.8%	12.4%
% of FP17s for the same patient ID Re-attending within 3 months - Adults	16	108	14.8%	15.8%	16.6%	16.7%
% of FP17s for the same patient ID Re-attending between 3 & 9 months - Children	439	591	74.3%	59.0%	60.2%	57.4%
% of FP17s for the same patient ID Re-attending between 3 & 9 months - Adults	68	108	63.0%	50.9%	52.0%	50.5%
% of FP17s for Band 1 Urgent Courses	9	635	1.4%	9.5%	9.4%	9.1%
% of FP17s Relating to Free Repair or Replacements	0	635	0.0%	0.6%	0.7%	0.8%
% of FP17s Relating to Continuations	0	635	0.0%	1.1%	1.2%	1.3%
% of Patients satisfied with the dentistry they have received	1	1	N/A	94.8%	93.6%	93.2%
% of Patients satisfied with the time they had to wait for an appointment	1	1	N/A	91.7%	89.1%	89.0%

\* This is based on patients treated on this contract for their most recent course of treatment. Figures in italics indicate the base number of FP17s or Patient Questionnaire responses are less than 100. N/A is shown where the base number of responses is less than 10 during the period. % is calculated as Quantity/Base number\*100

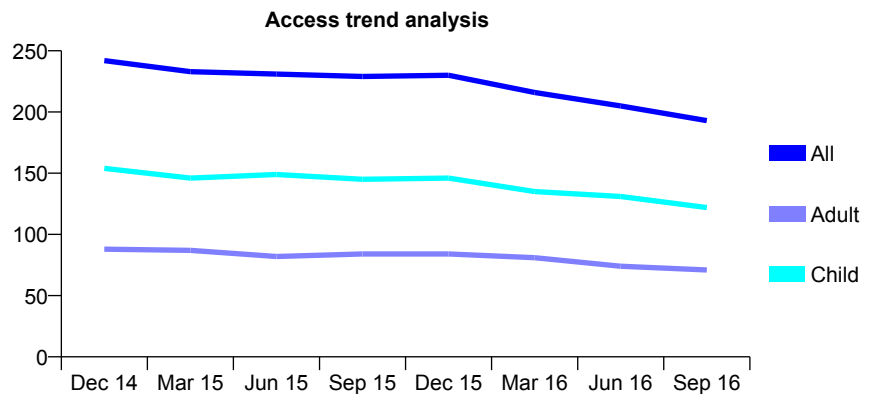
## Q68 - Vital Signs At a Glance Contract Report for 962384/0001 - September 2016

Name or company name	MISS S JIWANI
Contract type name	GDS Contract
Purpose of contract	General
Contract start date	01/11/2011
Contract end date	

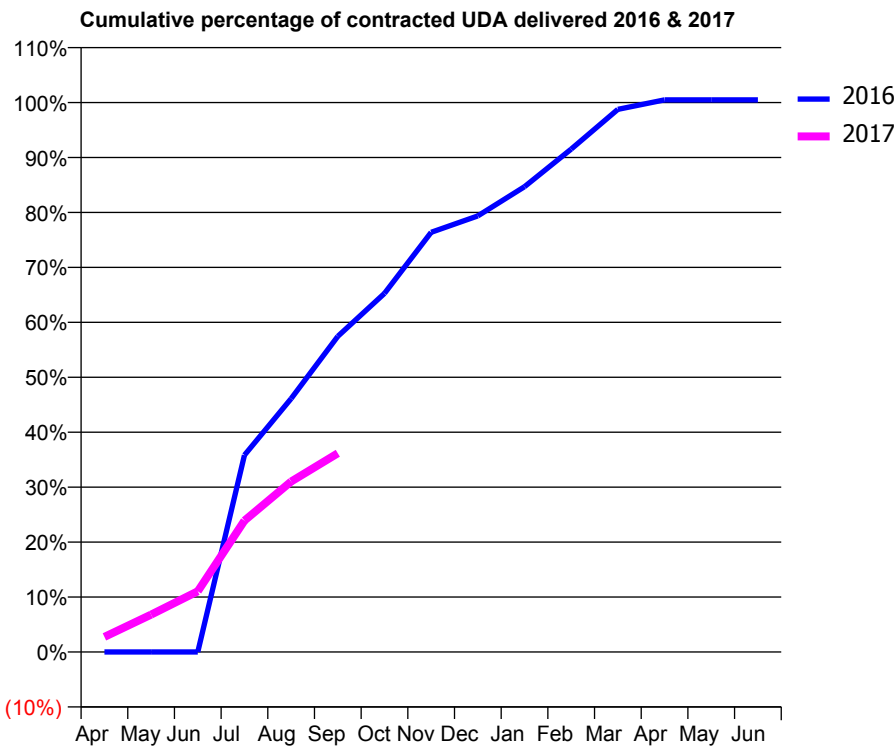
16/17 Contracted general activity (UDA)	470
Carry forward general activity (UDA)	-2
16/17 Contracted orthodontic activity (UOA)	0
Carry forward orthodontic activity (UOA)	0
Baseline contract value	£12,207.44

### ACCESS\*

Patients seen in 24 months	Total	Change since previous quarter
Quarter ending September 2015	229	
Quarter ending December 2015	230	→
Quarter ending March 2016	216	↓
Quarter ending June 2016	205	↓
Quarter ending September 2016	193	↓
<b>Variance since September 2015</b>	<b>(15.7%)</b>	<b>↓</b>



### ACTIVITY



Month	Adjusted Scheduled Activity (UDA)	
	2016	2017
April	0	13
May	0	32
June	0	52
July	168	112
August	217	146
September	270	170
October	307	
November	359	
December	373	
January	398	
February	430	
March	464	
April	472	
May	472	
June	472	

### QUALITY

	Quantity	Base Number	Contract	AT	Region	England
% of FP17s for the same patient ID Re-attending within 3 months - Children	3	87	3.4%	9.8%	11.8%	12.4%
% of FP17s for the same patient ID Re-attending within 3 months - Adults	2	43	4.7%	15.8%	16.6%	16.7%
% of FP17s for the same patient ID Re-attending between 3 & 9 months - Children	64	87	73.6%	59.0%	60.2%	57.4%
% of FP17s for the same patient ID Re-attending between 3 & 9 months - Adults	32	43	74.4%	50.9%	52.0%	50.5%
% of FP17s for Band 1 Urgent Courses	5	119	4.2%	9.5%	9.4%	9.1%
% of FP17s Relating to Free Repair or Replacements	0	119	0.0%	0.6%	0.7%	0.8%
% of FP17s Relating to Continuations	0	119	0.0%	1.1%	1.2%	1.3%
% of Patients satisfied with the dentistry they have received	0	0	N/A	94.8%	93.6%	93.2%
% of Patients satisfied with the time they had to wait for an appointment	0	0	N/A	91.7%	89.1%	89.0%

\* This is based on patients treated on this contract for their most recent course of treatment. Figures in italics indicate the base number of FP17s or Patient Questionnaire responses are less than 100. N/A is shown where the base number of responses is less than 10 during the period. % is calculated as Quantity/Base number\*100

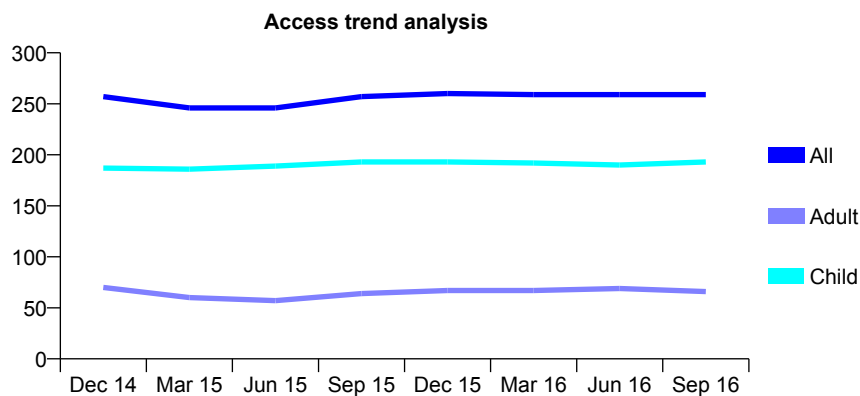
## Q68 - Vital Signs At a Glance Contract Report for 963712/0001 - September 2016

Name or company name	MR RJ FRANCSICS
Contract type name	GDS Contract
Purpose of contract	General
Contract start date	01/06/2012
Contract end date	

16/17 Contracted general activity (UDA)	600
Carry forward general activity (UDA)	-12
16/17 Contracted orthodontic activity (UOA)	0
Carry forward orthodontic activity (UOA)	0
Baseline contract value	£14,272.94

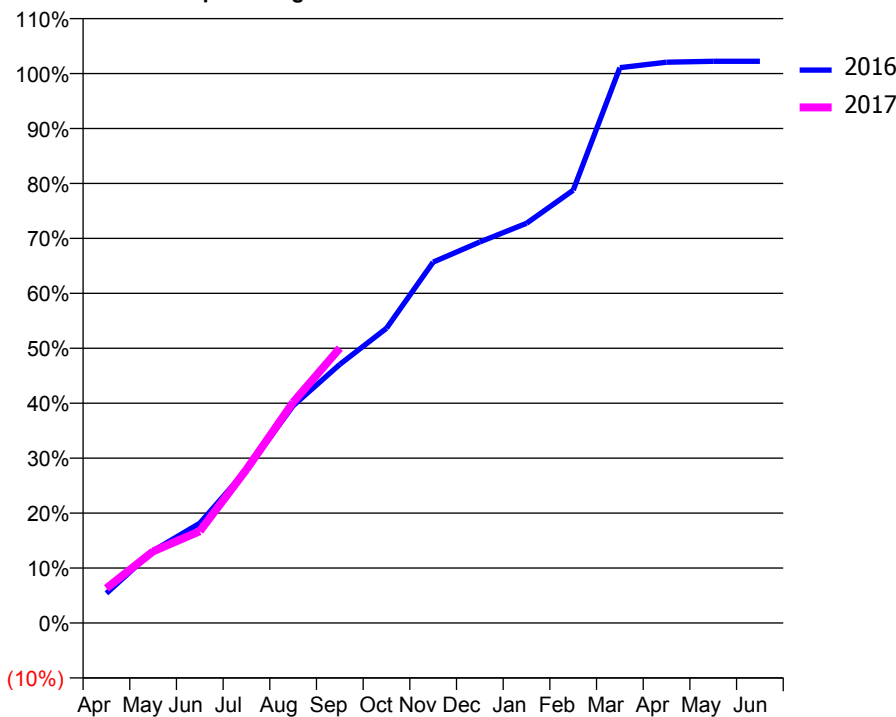
### ACCESS\*

Patients seen in 24 months	Total	Change since previous quarter
Quarter ending September 2015	257	
Quarter ending December 2015	260	→
Quarter ending March 2016	259	→
Quarter ending June 2016	259	→
Quarter ending September 2016	259	→
<b>Variance since September 2015</b>	<b>0.8%</b>	<b>→</b>



### ACTIVITY

Cumulative percentage of contracted UDA delivered 2016 & 2017



Adjusted Scheduled Activity (UDA)

Month	2016	2017
April	32	38
May	79	78
June	109	100
July	167	168
August	237	241
September	282	300
October	322	
November	394	
December	416	
January	436	
February	473	
March	606	
April	612	
May	613	
June	613	

### QUALITY

	Quantity	Base Number	Contract	AT	Region	England
% of FP17s for the same patient ID Re-attending within 3 months - Children	9	147	6.1%	9.8%	11.8%	12.4%
% of FP17s for the same patient ID Re-attending within 3 months - Adults	1	30	3.3%	15.8%	16.6%	16.7%
% of FP17s for the same patient ID Re-attending between 3 & 9 months - Children	88	147	59.9%	59.0%	60.2%	57.4%
% of FP17s for the same patient ID Re-attending between 3 & 9 months - Adults	15	30	50.0%	50.9%	52.0%	50.5%
% of FP17s for Band 1 Urgent Courses	6	171	3.5%	9.5%	9.4%	9.1%
% of FP17s Relating to Free Repair or Replacements	0	171	0.0%	0.6%	0.7%	0.8%
% of FP17s Relating to Continuations	0	171	0.0%	1.1%	1.2%	1.3%
% of Patients satisfied with the dentistry they have received	0	0	N/A	94.8%	93.6%	93.2%
% of Patients satisfied with the time they had to wait for an appointment	0	0	N/A	91.7%	89.1%	89.0%

\* This is based on patients treated on this contract for their most recent course of treatment. Figures in italics indicate the base number of FP17s or Patient Questionnaire responses are less than 100. N/A is shown where the base number of responses is less than 10 during the period. % is calculated as Quantity/Base number\*100



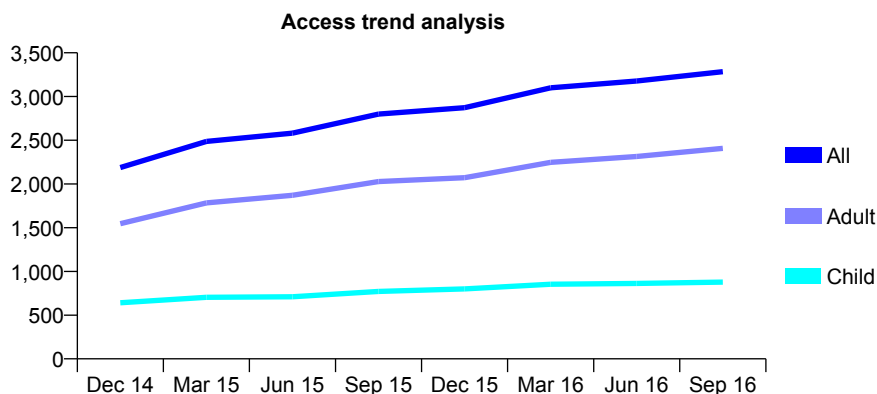
## Q68 - Vital Signs At a Glance Contract Report for 972029/0001 - September 2016

Name or company name	MISS KM BOLES
Contract type name	GDS Contract
Purpose of contract	General
Contract start date	01/09/2013
Contract end date	

16/17 Contracted general activity (UDA)	8,284
Carry forward general activity (UDA)	-83
16/17 Contracted orthodontic activity (UOA)	0
Carry forward orthodontic activity (UOA)	0
Baseline contract value	£210,291.95

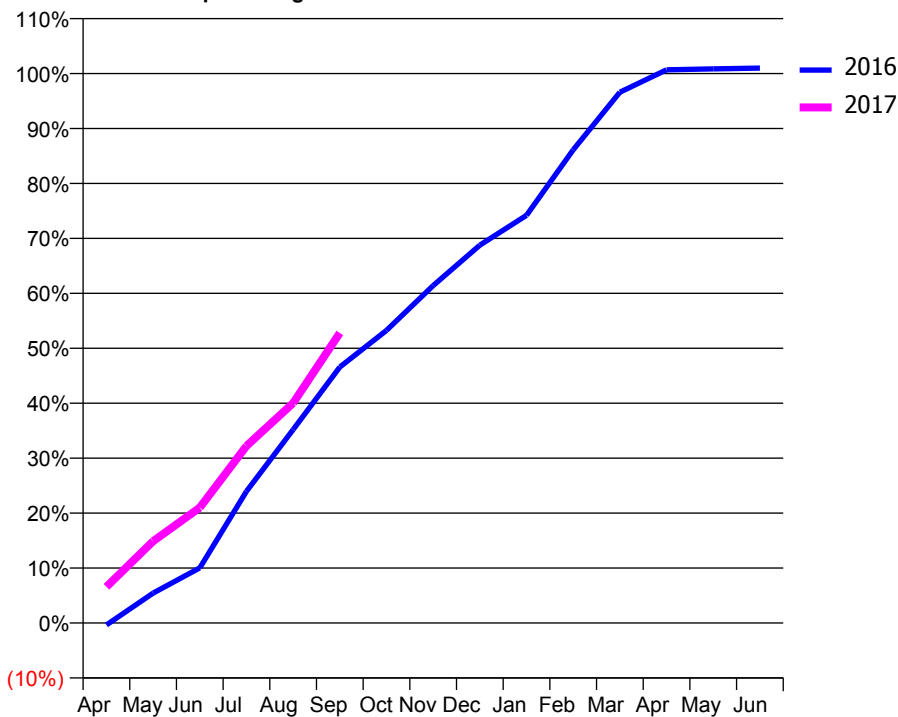
### ACCESS\*

Patients seen in 24 months	Total	Change since previous quarter
Quarter ending September 2015	2,799	
Quarter ending December 2015	2,872	↑
Quarter ending March 2016	3,100	↑
Quarter ending June 2016	3,177	↑
Quarter ending September 2016	3,284	↑
<b>Variance since September 2015</b>	<b>17.3%</b>	<b>↑</b>



### ACTIVITY

Cumulative percentage of contracted UDA delivered 2016 & 2017



Month	Adjusted Scheduled Activity (UDA)	
	2016	2017
April	-31	545
May	450	1,233
June	832	1,740
July	1,985	2,669
August	2,916	3,317
September	3,859	4,373
October	4,411	
November	5,088	
December	5,696	
January	6,146	
February	7,134	
March	8,002	
April	8,341	
May	8,355	
June	8,367	

### QUALITY

	Quantity	Base Number	Contract	AT	Region	England
% of FP17s for the same patient ID Re-attending within 3 months - Children	51	696	7.3%	9.8%	11.8%	12.4%
% of FP17s for the same patient ID Re-attending within 3 months - Adults	244	1,712	14.3%	15.8%	16.6%	16.7%
% of FP17s for the same patient ID Re-attending between 3 & 9 months - Children	423	696	60.8%	59.0%	60.2%	57.4%
% of FP17s for the same patient ID Re-attending between 3 & 9 months - Adults	832	1,712	48.6%	50.9%	52.0%	50.5%
% of FP17s for Band 1 Urgent Courses	129	1,919	6.7%	9.5%	9.4%	9.1%
% of FP17s Relating to Free Repair or Replacements	17	1,919	0.9%	0.6%	0.7%	0.8%
% of FP17s Relating to Continuations	20	1,919	1.0%	1.1%	1.2%	1.3%
% of Patients satisfied with the dentistry they have received	5	5	N/A	94.8%	93.6%	93.2%
% of Patients satisfied with the time they had to wait for an appointment	5	5	N/A	91.7%	89.1%	89.0%

\* This is based on patients treated on this contract for their most recent course of treatment. Figures in italics indicate the base number of FP17s or Patient Questionnaire responses are less than 100. N/A is shown where the base number of responses is less than 10 during the period. % is calculated as Quantity/Base number\*100

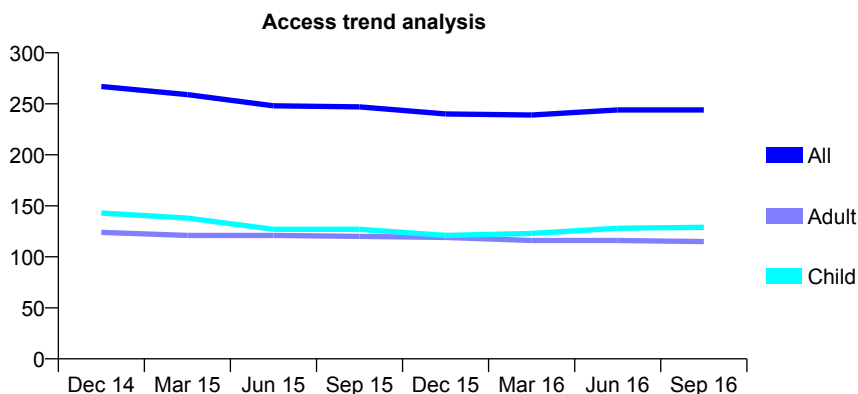
## Q68 - Vital Signs At a Glance Contract Report for 974498/0001 - September 2016

Name or company name	MR MA TREMMEL
Contract type name	GDS Contract
Purpose of contract	General
Contract start date	24/12/2011
Contract end date	

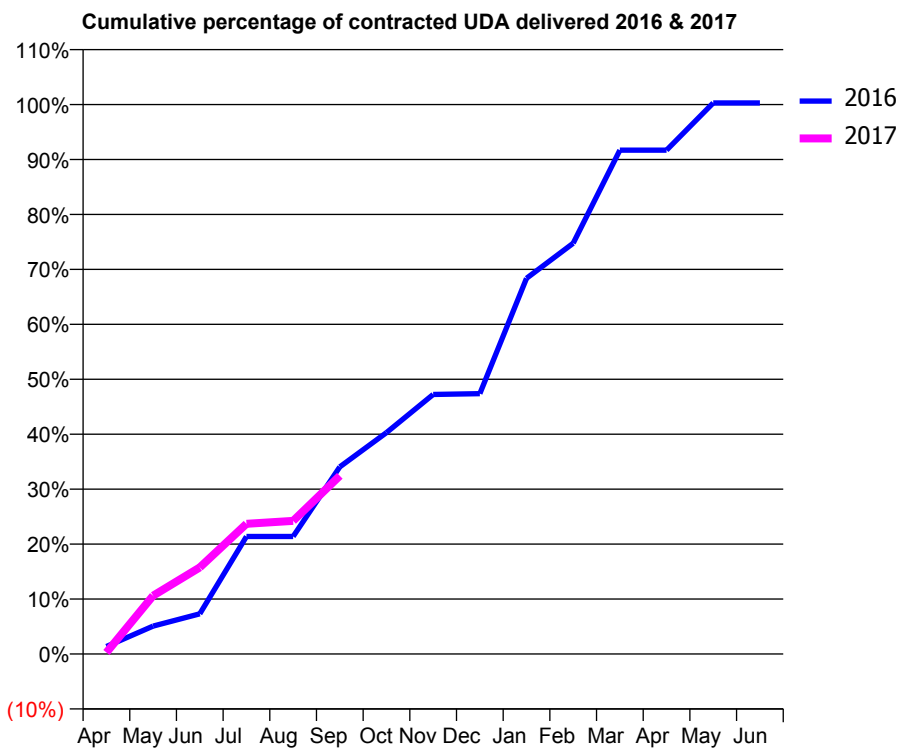
16/17 Contracted general activity (UDA)	727
Carry forward general activity (UDA)	-2
16/17 Contracted orthodontic activity (UOA)	0
Carry forward orthodontic activity (UOA)	0
Baseline contract value	£16,387.61

### ACCESS\*

Patients seen in 24 months	Total	Change since previous quarter
Quarter ending September 2015	247	
Quarter ending December 2015	240	↓
Quarter ending March 2016	239	→
Quarter ending June 2016	244	↑
Quarter ending September 2016	244	→
<b>Variance since September 2015</b>	<b>(1.2%)</b>	<b>↓</b>



### ACTIVITY



Month	Adjusted Scheduled Activity (UDA)	
	2016	2017
April	10	2
May	37	77
June	53	115
July	156	172
August	156	176
September	248	236
October	293	
November	343	
December	344	
January	497	
February	543	
March	667	
April	667	
May	729	
June	729	

### QUALITY

	Quantity	Base Number	Contract	AT	Region	England
% of FP17s for the same patient ID Re-attending within 3 months - Children	7	76	9.2%	9.8%	11.8%	12.4%
% of FP17s for the same patient ID Re-attending within 3 months - Adults	5	53	9.4%	15.8%	16.6%	16.7%
% of FP17s for the same patient ID Re-attending between 3 & 9 months - Children	45	76	59.2%	59.0%	60.2%	57.4%
% of FP17s for the same patient ID Re-attending between 3 & 9 months - Adults	30	53	56.6%	50.9%	52.0%	50.5%
% of FP17s for Band 1 Urgent Courses	9	105	8.6%	9.5%	9.4%	9.1%
% of FP17s Relating to Free Repair or Replacements	0	105	0.0%	0.6%	0.7%	0.8%
% of FP17s Relating to Continuations	0	105	0.0%	1.1%	1.2%	1.3%
% of Patients satisfied with the dentistry they have received	0	0	N/A	94.8%	93.6%	93.2%
% of Patients satisfied with the time they had to wait for an appointment	0	0	N/A	91.7%	89.1%	89.0%

\* This is based on patients treated on this contract for their most recent course of treatment. Figures in italics indicate the base number of FP17s or Patient Questionnaire responses are less than 100. N/A is shown where the base number of responses is less than 10 during the period. % is calculated as Quantity/Base number\*100

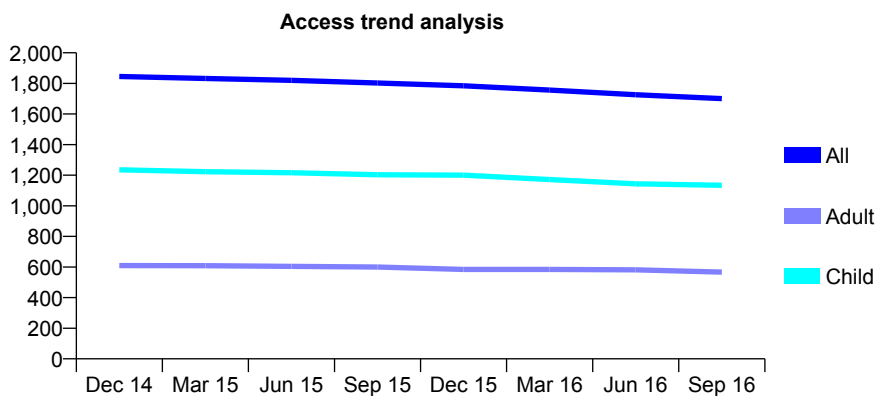
## Q68 - Vital Signs At a Glance Contract Report for 979481/0001 - September 2016

Name or company name	MR JA PASCOE
Contract type name	GDS Contract
Purpose of contract	General
Contract start date	01/04/2006
Contract end date	

16/17 Contracted general activity (UDA)	3,100
Carry forward general activity (UDA)	-50
16/17 Contracted orthodontic activity (UOA)	0
Carry forward orthodontic activity (UOA)	0
Baseline contract value	£66,393.09

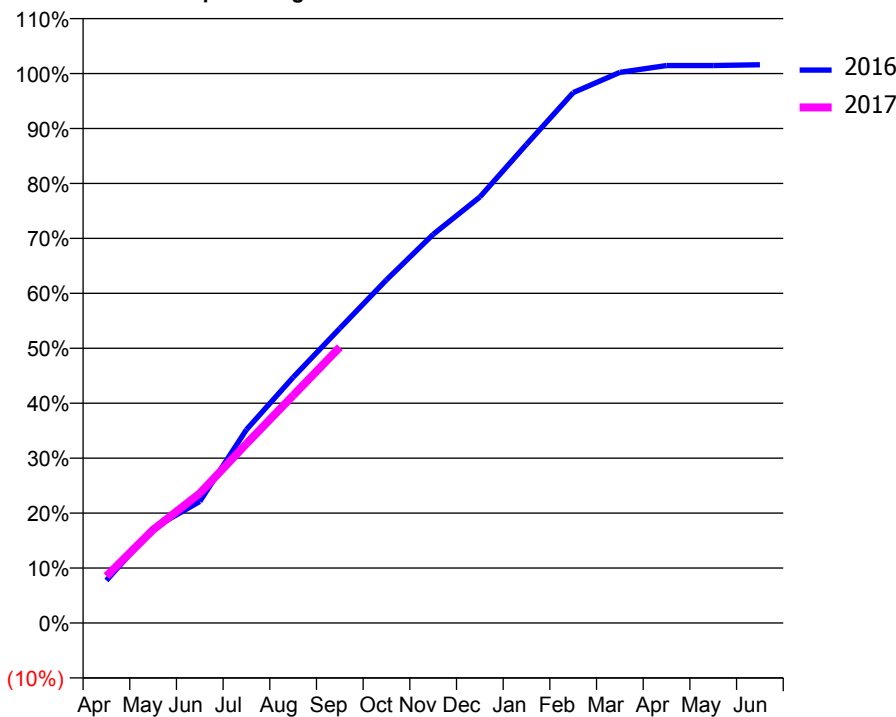
### ACCESS\*

Patients seen in 24 months	Total	Change since previous quarter
Quarter ending September 2015	1,803	
Quarter ending December 2015	1,784	↓
Quarter ending March 2016	1,756	↓
Quarter ending June 2016	1,726	↓
Quarter ending September 2016	1,701	↓
<b>Variance since September 2015</b>	<b>(5.7%)</b>	<b>↓</b>



### ACTIVITY

Cumulative percentage of contracted UDA delivered 2016 & 2017



Adjusted Scheduled Activity (UDA)

Month	2016	2017
April	240	264
May	534	526
June	685	732
July	1,091	1,011
August	1,386	1,284
September	1,662	1,556
October	1,936	
November	2,192	
December	2,403	
January	2,700	
February	2,992	
March	3,106	
April	3,145	
May	3,145	
June	3,150	

### QUALITY

	Quantity	Base Number	Contract	AT	Region	England
% of FP17s for the same patient ID Re-attending within 3 months - Children	31	842	3.7%	9.8%	11.8%	12.4%
% of FP17s for the same patient ID Re-attending within 3 months - Adults	16	283	5.7%	15.8%	16.6%	16.7%
% of FP17s for the same patient ID Re-attending between 3 & 9 months - Children	490	842	58.2%	59.0%	60.2%	57.4%
% of FP17s for the same patient ID Re-attending between 3 & 9 months - Adults	140	283	49.5%	50.9%	52.0%	50.5%
% of FP17s for Band 1 Urgent Courses	34	1,085	3.1%	9.5%	9.4%	9.1%
% of FP17s Relating to Free Repair or Replacements	1	1,085	0.1%	0.6%	0.7%	0.8%
% of FP17s Relating to Continuations	10	1,085	0.9%	1.1%	1.2%	1.3%
% of Patients satisfied with the dentistry they have received	1	1	N/A	94.8%	93.6%	93.2%
% of Patients satisfied with the time they had to wait for an appointment	1	1	N/A	91.7%	89.1%	89.0%

\* This is based on patients treated on this contract for their most recent course of treatment. Figures in italics indicate the base number of FP17s or Patient Questionnaire responses are less than 100. N/A is shown where the base number of responses is less than 10 during the period. % is calculated as Quantity/Base number\*100

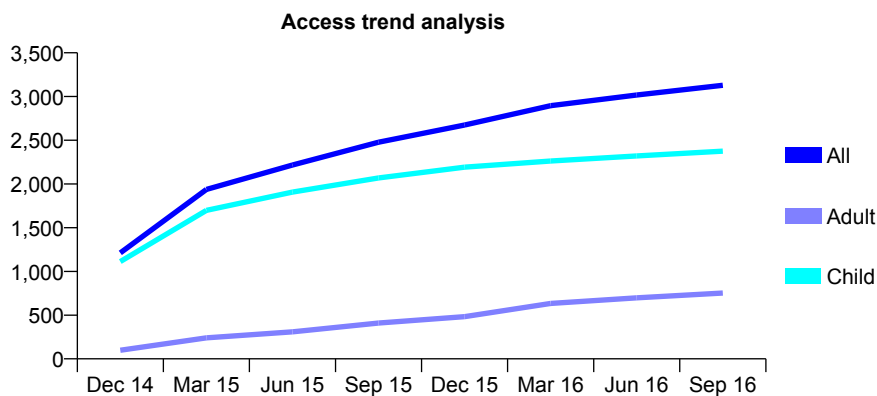
## Q68 - Vital Signs At a Glance Contract Report for 981893/0001 - September 2016

Name or company name	MS MN VO
Contract type name	GDS Contract
Purpose of contract	General
Contract start date	18/08/2014
Contract end date	

16/17 Contracted general activity (UDA)	6,000
Carry forward general activity (UDA)	-111
16/17 Contracted orthodontic activity (UOA)	0
Carry forward orthodontic activity (UOA)	0
Baseline contract value	£147,951.51

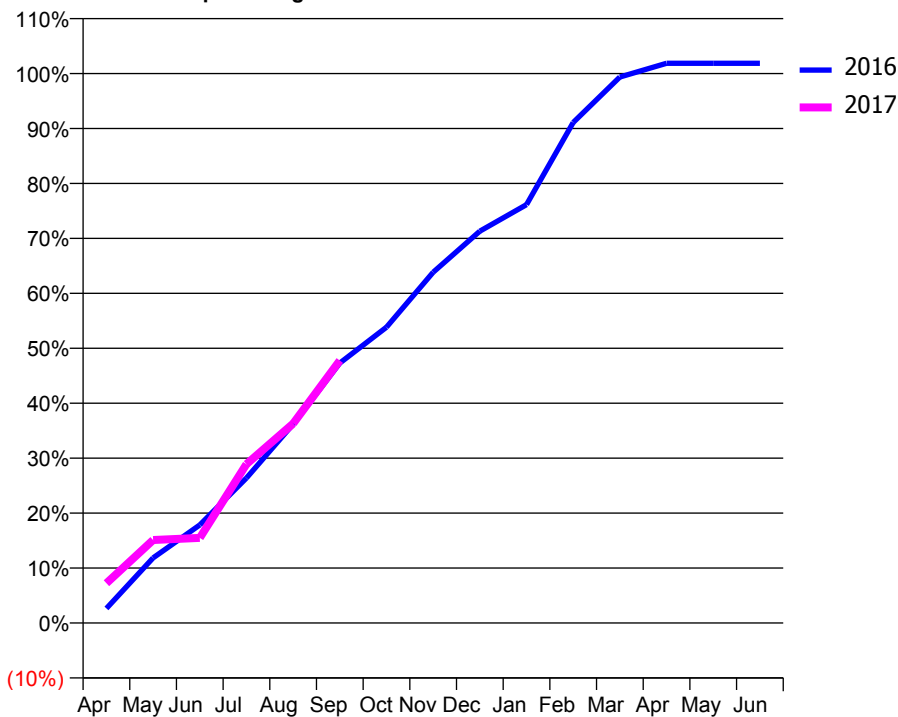
### ACCESS\*

Patients seen in 24 months	Total	Change since previous quarter
Quarter ending September 2015	2,478	
Quarter ending December 2015	2,674	↑
Quarter ending March 2016	2,896	↑
Quarter ending June 2016	3,018	↑
Quarter ending September 2016	3,128	↑
<b>Variance since September 2015</b>	<b>26.2%</b>	<b>↑</b>



### ACTIVITY

Cumulative percentage of contracted UDA delivered 2016 & 2017



Adjusted Scheduled Activity (UDA)

Month	2016	2017
April	159	435
May	712	906
June	1,070	930
July	1,583	1,734
August	2,172	2,178
September	2,838	2,866
October	3,230	
November	3,830	
December	4,279	
January	4,569	
February	5,465	
March	5,961	
April	6,111	
May	6,111	
June	6,111	

### QUALITY

	Quantity	Base Number	Contract	AT	Region	England
% of FP17s for the same patient ID Re-attending within 3 months - Children	102	1,775	5.7%	9.8%	11.8%	12.4%
% of FP17s for the same patient ID Re-attending within 3 months - Adults	13	251	5.2%	15.8%	16.6%	16.7%
% of FP17s for the same patient ID Re-attending between 3 & 9 months - Children	1,156	1,775	65.1%	59.0%	60.2%	57.4%
% of FP17s for the same patient ID Re-attending between 3 & 9 months - Adults	97	251	38.6%	50.9%	52.0%	50.5%
% of FP17s for Band 1 Urgent Courses	86	1,921	4.5%	9.5%	9.4%	9.1%
% of FP17s Relating to Free Repair or Replacements	3	1,921	0.2%	0.6%	0.7%	0.8%
% of FP17s Relating to Continuations	5	1,921	0.3%	1.1%	1.2%	1.3%
% of Patients satisfied with the dentistry they have received	3	3	N/A	94.8%	93.6%	93.2%
% of Patients satisfied with the time they had to wait for an appointment	2	3	N/A	91.7%	89.1%	89.0%

\* This is based on patients treated on this contract for their most recent course of treatment. Figures in italics indicate the base number of FP17s or Patient Questionnaire responses are less than 100. N/A is shown where the base number of responses is less than 10 during the period. % is calculated as Quantity/Base number\*100

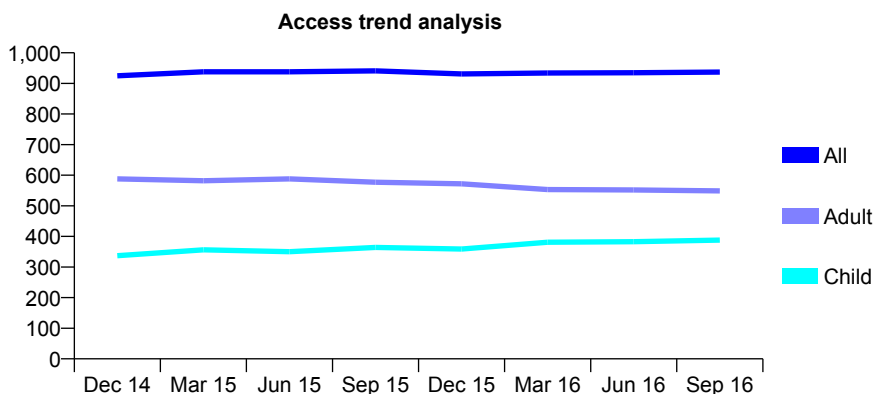
## Q68 - Vital Signs At a Glance Contract Report for 982784/0001 - September 2016

Name or company name	MISS ME DAVIES
Contract type name	GDS Contract
Purpose of contract	General
Contract start date	01/04/2006
Contract end date	

16/17 Contracted general activity (UDA)	2,505
Carry forward general activity (UDA)	-18
16/17 Contracted orthodontic activity (UOA)	0
Carry forward orthodontic activity (UOA)	0
Baseline contract value	£57,775.28

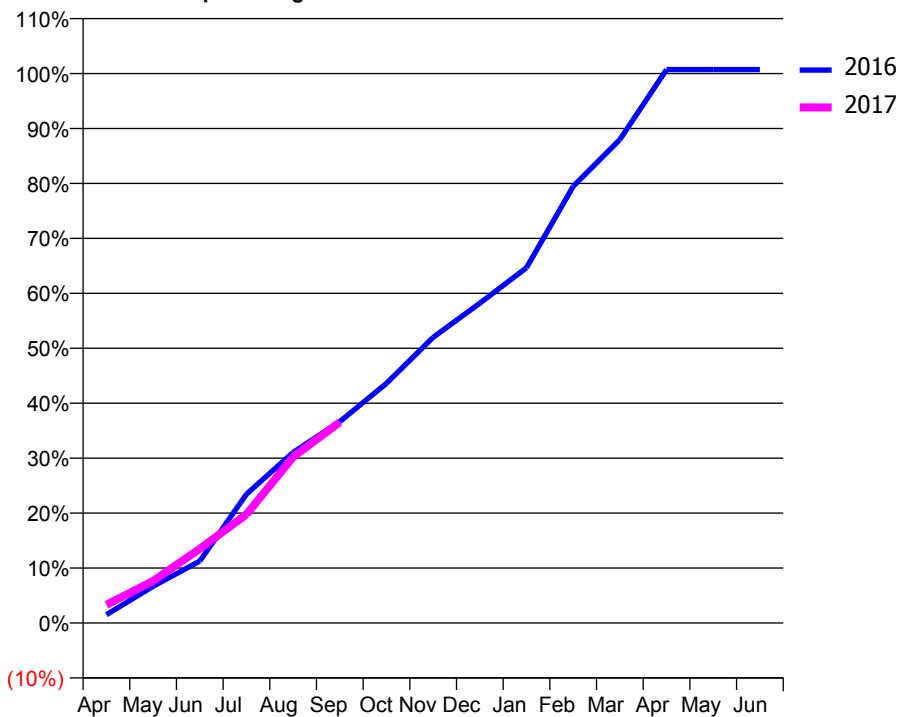
### ACCESS\*

Patients seen in 24 months	Total	Change since previous quarter
Quarter ending September 2015	941	
Quarter ending December 2015	931	↓
Quarter ending March 2016	934	→
Quarter ending June 2016	935	→
Quarter ending September 2016	937	→
<b>Variance since September 2015</b>	<b>(0.4%)</b>	→



### ACTIVITY

Cumulative percentage of contracted UDA delivered 2016 & 2017



Adjusted Scheduled Activity (UDA)

Month	2016	2017
April	38	83
May	167	192
June	282	338
July	588	495
August	778	757
September	918	916
October	1,092	
November	1,302	
December	1,458	
January	1,620	
February	1,991	
March	2,204	
April	2,523	
May	2,523	
June	2,523	

### QUALITY

	Quantity	Base Number	Contract	AT	Region	England
% of FP17s for the same patient ID Re-attending within 3 months - Children	10	368	2.7%	9.8%	11.8%	12.4%
% of FP17s for the same patient ID Re-attending within 3 months - Adults	33	385	8.6%	15.8%	16.6%	16.7%
% of FP17s for the same patient ID Re-attending between 3 & 9 months - Children	284	368	77.2%	59.0%	60.2%	57.4%
% of FP17s for the same patient ID Re-attending between 3 & 9 months - Adults	246	385	63.9%	50.9%	52.0%	50.5%
% of FP17s for Band 1 Urgent Courses	35	581	6.0%	9.5%	9.4%	9.1%
% of FP17s Relating to Free Repair or Replacements	3	581	0.5%	0.6%	0.7%	0.8%
% of FP17s Relating to Continuations	0	581	0.0%	1.1%	1.2%	1.3%
% of Patients satisfied with the dentistry they have received	1	1	N/A	94.8%	93.6%	93.2%
% of Patients satisfied with the time they had to wait for an appointment	1	1	N/A	91.7%	89.1%	89.0%

\* This is based on patients treated on this contract for their most recent course of treatment. Figures in italics indicate the base number of FP17s or Patient Questionnaire responses are less than 100. N/A is shown where the base number of responses is less than 10 during the period. % is calculated as Quantity/Base number\*100

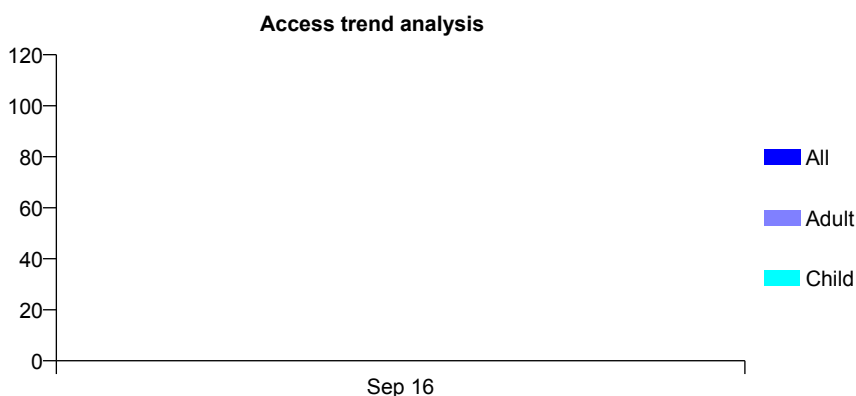
## Q69 - Vital Signs At a Glance Contract Report for 100194/0000 - September 2016

Name or company name	Chalfont St Peter Partnership
Contract type name	GDS Contract
Purpose of contract	General
Contract start date	01/08/2016
Contract end date	

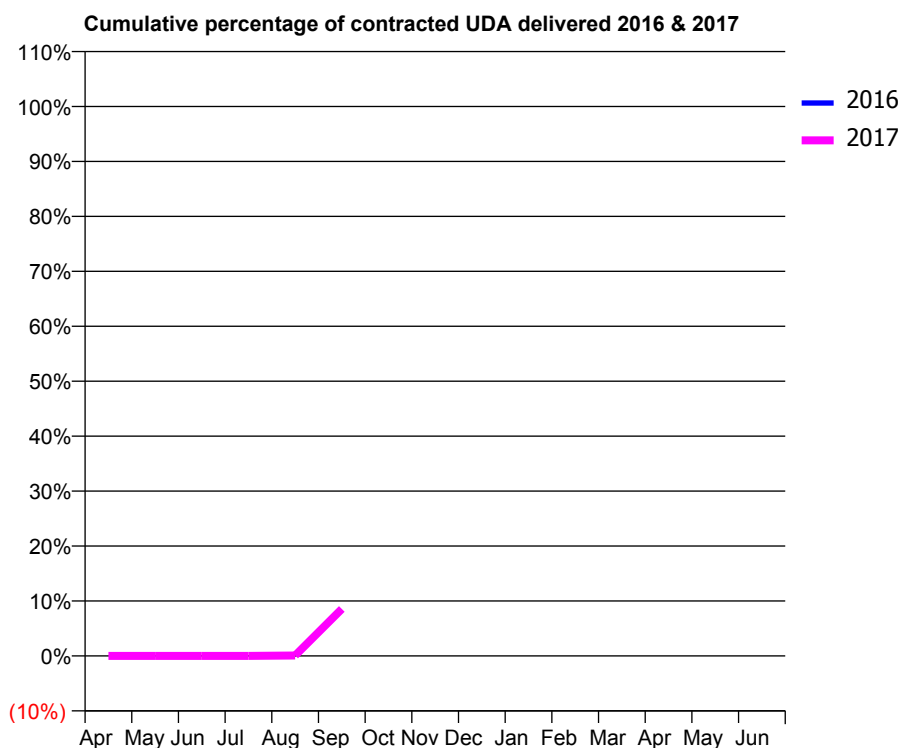
16/17 Contracted general activity (UDA)	1,067
Carry forward general activity (UDA)	0
16/17 Contracted orthodontic activity (UOA)	0
Carry forward orthodontic activity (UOA)	0
Baseline contract value	£27,125.63

### ACCESS\*

Patients seen in 24 months	Total	Change since previous quarter
Quarter ending September 2015	0	
Quarter ending December 2015	0	
Quarter ending March 2016	0	
Quarter ending June 2016	0	
Quarter ending September 2016	102	↑
Variance since September 2015	N/A	



### ACTIVITY



Month	Adjusted Scheduled Activity (UDA)	
	2016	2017
April	0	0
May	0	0
June	0	0
July	0	0
August	0	1
September	0	91
October	0	
November	0	
December	0	
January	0	
February	0	
March	0	
April	0	
May	0	
June	0	

### QUALITY

	Quantity	Base Number	Contract	AT	Region	England
% of FP17s for the same patient ID Re-attending within 3 months - Children	0	56	0.0%	11.9%	11.8%	12.4%
% of FP17s for the same patient ID Re-attending within 3 months - Adults	0	13	0.0%	15.8%	16.6%	16.7%
% of FP17s for the same patient ID Re-attending between 3 & 9 months - Children	0	56	0.0%	57.1%	60.2%	57.4%
% of FP17s for the same patient ID Re-attending between 3 & 9 months - Adults	0	13	0.0%	48.6%	52.0%	50.5%
% of FP17s for Band 1 Urgent Courses	1	69	1.4%	9.6%	9.4%	9.1%
% of FP17s Relating to Free Repair or Replacements	0	69	0.0%	0.7%	0.7%	0.8%
% of FP17s Relating to Continuations	0	69	0.0%	0.9%	1.2%	1.3%
% of Patients satisfied with the dentistry they have received	0	0	N/A	93.3%	93.6%	93.2%
% of Patients satisfied with the time they had to wait for an appointment	0	0	N/A	89.2%	89.1%	89.0%

\* This is based on patients treated on this contract for their most recent course of treatment. Figures in italics indicate the base number of FP17s or Patient Questionnaire responses are less than 100. N/A is shown where the base number of responses is less than 10 during the period. % is calculated as Quantity/Base number\*100

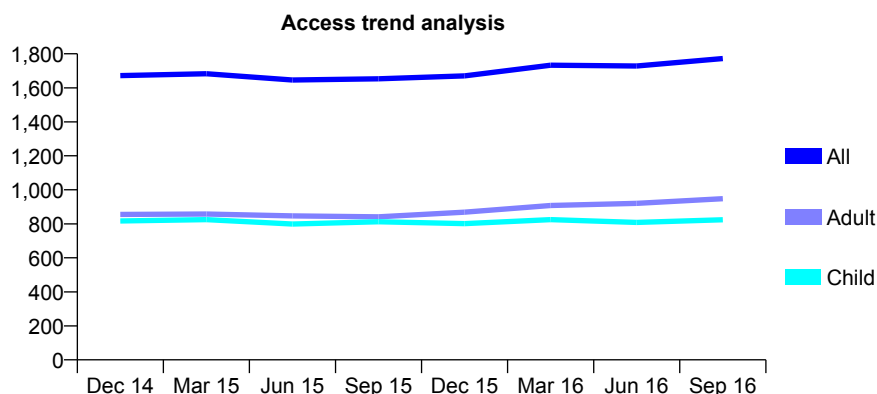
## Q69 - Vital Signs At a Glance Contract Report for 101281/0060 - September 2016

Name or company name	OASIS DENTAL CARE LTD
Contract type name	GDS Contract
Purpose of contract	General
Contract start date	01/04/2006
Contract end date	

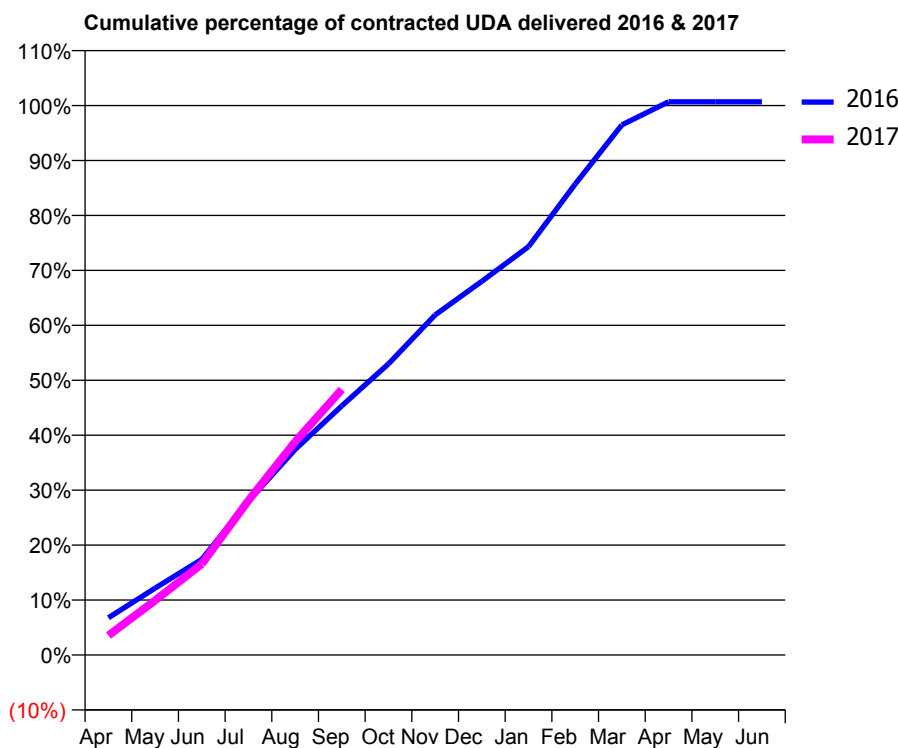
16/17 Contracted general activity (UDA)	3,680
Carry forward general activity (UDA)	60
16/17 Contracted orthodontic activity (UOA)	0
Carry forward orthodontic activity (UOA)	0
Baseline contract value	£83,018.00

### ACCESS\*

Patients seen in 24 months	Total	Change since previous quarter
Quarter ending September 2015	1,653	
Quarter ending December 2015	1,670	→
Quarter ending March 2016	1,733	↑
Quarter ending June 2016	1,728	→
Quarter ending September 2016	1,772	↑
<b>Variance since September 2015</b>	<b>7.2%</b>	<b>↑</b>



### ACTIVITY



Month	Adjusted Scheduled Activity (UDA)	
	2016	2017
April	261	131
May	469	366
June	670	609
July	1,079	1,036
August	1,442	1,428
September	1,747	1,779
October	2,041	
November	2,385	
December	2,621	
January	2,863	
February	3,302	
March	3,717	
April	3,879	
May	3,879	
June	3,879	

### QUALITY

	Quantity	Base Number	Contract	AT	Region	England
% of FP17s for the same patient ID Re-attending within 3 months - Children	47	660	7.1%	11.9%	11.8%	12.4%
% of FP17s for the same patient ID Re-attending within 3 months - Adults	85	571	14.9%	15.8%	16.6%	16.7%
% of FP17s for the same patient ID Re-attending between 3 & 9 months - Children	428	660	64.8%	57.1%	60.2%	57.4%
% of FP17s for the same patient ID Re-attending between 3 & 9 months - Adults	237	571	41.5%	48.6%	52.0%	50.5%
% of FP17s for Band 1 Urgent Courses	99	1,128	8.8%	9.6%	9.4%	9.1%
% of FP17s Relating to Free Repair or Replacements	0	1,128	0.0%	0.7%	0.7%	0.8%
% of FP17s Relating to Continuations	23	1,128	2.0%	0.9%	1.2%	1.3%
% of Patients satisfied with the dentistry they have received	1	1	N/A	93.3%	93.6%	93.2%
% of Patients satisfied with the time they had to wait for an appointment	1	1	N/A	89.2%	89.1%	89.0%

\* This is based on patients treated on this contract for their most recent course of treatment. Figures in italics indicate the base number of FP17s or Patient Questionnaire responses are less than 100. N/A is shown where the base number of responses is less than 10 during the period. % is calculated as Quantity/Base number\*100



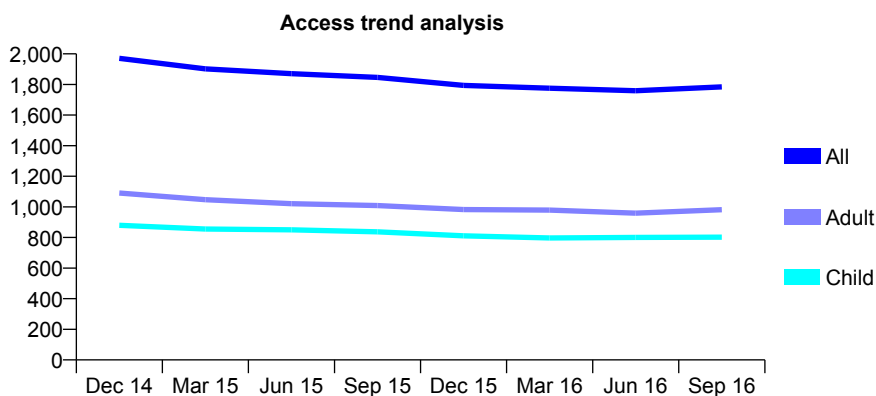
## Q69 - Vital Signs At a Glance Contract Report for 101281/0061 - September 2016

Name or company name	OASIS DENTAL CARE LTD
Contract type name	GDS Contract
Purpose of contract	General
Contract start date	01/04/2006
Contract end date	

16/17 Contracted general activity (UDA)	4,153
Carry forward general activity (UDA)	0
16/17 Contracted orthodontic activity (UOA)	0
Carry forward orthodontic activity (UOA)	0
Baseline contract value	£88,607.47

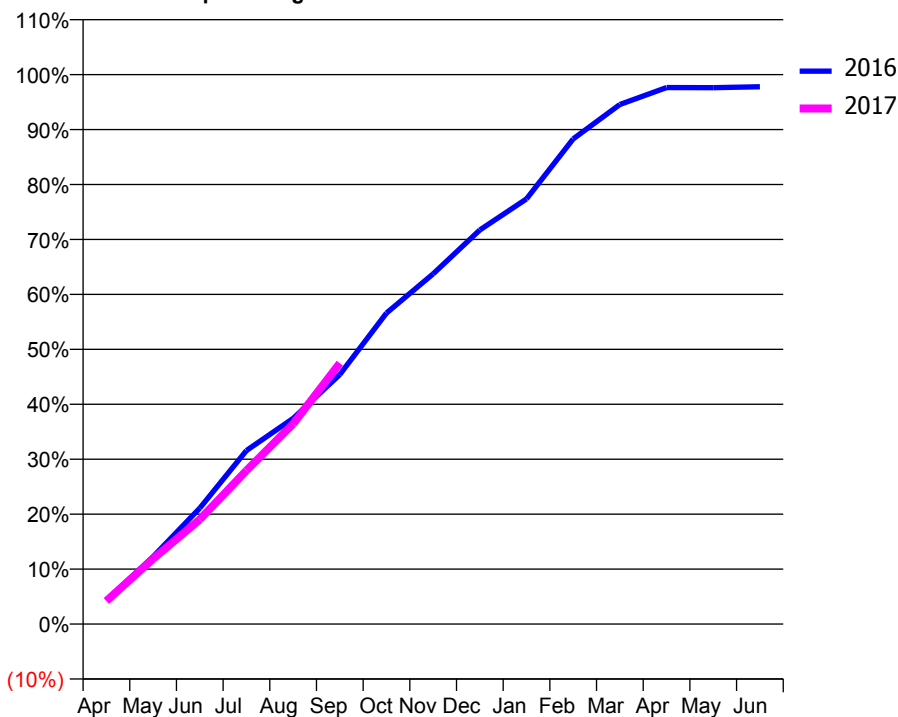
### ACCESS\*

Patients seen in 24 months	Total	Change since previous quarter
Quarter ending September 2015	1,846	
Quarter ending December 2015	1,794	↓
Quarter ending March 2016	1,776	↓
Quarter ending June 2016	1,759	→
Quarter ending September 2016	1,784	→
<b>Variance since September 2015</b>	<b>(3.4%)</b>	<b>↓</b>



### ACTIVITY

Cumulative percentage of contracted UDA delivered 2016 & 2017



Month	Adjusted Scheduled Activity (UDA)	
	2016	2017
April	189	175
May	533	493
June	918	791
July	1,373	1,160
August	1,628	1,513
September	1,974	1,972
October	2,461	
November	2,772	
December	3,118	
January	3,365	
February	3,839	
March	4,111	
April	4,245	
May	4,244	
June	4,251	

### QUALITY

	Quantity	Base Number	Contract	AT	Region	England
% of FP17s for the same patient ID Re-attending within 3 months - Children	36	677	5.3%	11.9%	11.8%	12.4%
% of FP17s for the same patient ID Re-attending within 3 months - Adults	97	648	15.0%	15.8%	16.6%	16.7%
% of FP17s for the same patient ID Re-attending between 3 & 9 months - Children	384	677	56.7%	57.1%	60.2%	57.4%
% of FP17s for the same patient ID Re-attending between 3 & 9 months - Adults	297	648	45.8%	48.6%	52.0%	50.5%
% of FP17s for Band 1 Urgent Courses	121	1,225	9.9%	9.6%	9.4%	9.1%
% of FP17s Relating to Free Repair or Replacements	0	1,225	0.0%	0.7%	0.7%	0.8%
% of FP17s Relating to Continuations	2	1,225	0.2%	0.9%	1.2%	1.3%
% of Patients satisfied with the dentistry they have received	2	2	N/A	93.3%	93.6%	93.2%
% of Patients satisfied with the time they had to wait for an appointment	2	2	N/A	89.2%	89.1%	89.0%

\* This is based on patients treated on this contract for their most recent course of treatment. Figures in italics indicate the base number of FP17s or Patient Questionnaire responses are less than 100. N/A is shown where the base number of responses is less than 10 during the period. % is calculated as Quantity/Base number\*100

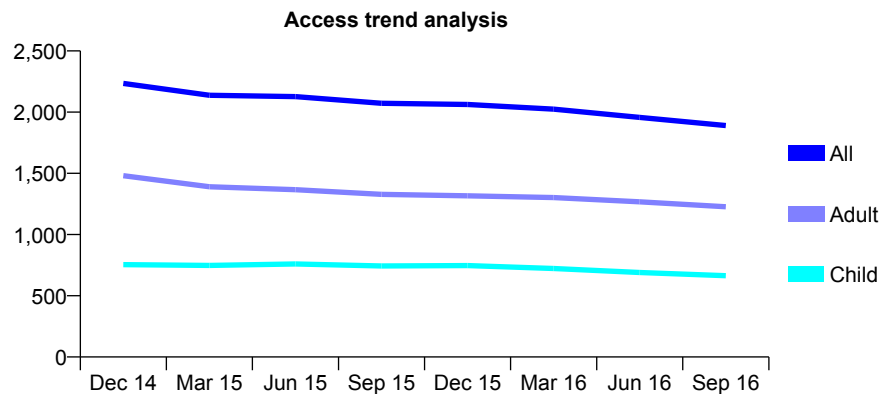
## Q69 - Vital Signs At a Glance Contract Report for 101281/0073 - September 2016

Name or company name	OASIS DENTAL CARE LTD
Contract type name	GDS Contract
Purpose of contract	General
Contract start date	01/04/2006
Contract end date	

16/17 Contracted general activity (UDA)	4,800
Carry forward general activity (UDA)	-13
16/17 Contracted orthodontic activity (UOA)	0
Carry forward orthodontic activity (UOA)	0
Baseline contract value	£108,365.96

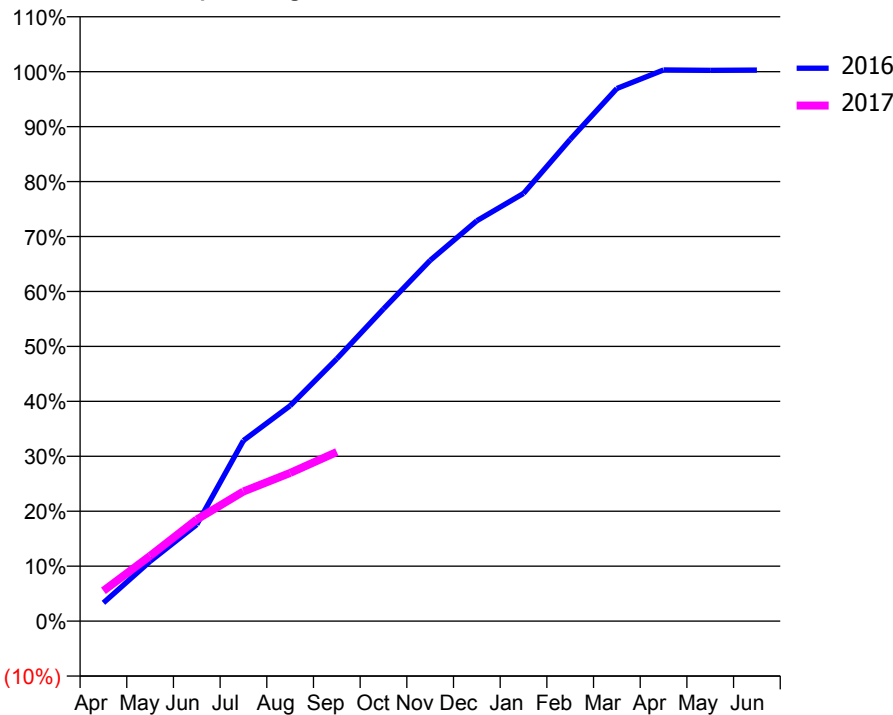
### ACCESS\*

Patients seen in 24 months	Total	Change since previous quarter
Quarter ending September 2015	2,072	
Quarter ending December 2015	2,063	→
Quarter ending March 2016	2,025	↓
Quarter ending June 2016	1,957	↓
Quarter ending September 2016	1,891	↓
<b>Variance since September 2015</b>	<b>(8.7%)</b>	<b>↓</b>



### ACTIVITY

Cumulative percentage of contracted UDA delivered 2016 & 2017



Month	Adjusted Scheduled Activity (UDA)	
	2016	2017
April	160	265
May	522	570
June	844	888
July	1,578	1,133
August	1,882	1,294
September	2,292	1,478
October	2,727	
November	3,151	
December	3,497	
January	3,736	
February	4,208	
March	4,653	
April	4,815	
May	4,811	
June	4,813	

### QUALITY

	Quantity	Base Number	Contract	AT	Region	England
% of FP17s for the same patient ID Re-attending within 3 months - Children	13	430	3.0%	11.9%	11.8%	12.4%
% of FP17s for the same patient ID Re-attending within 3 months - Adults	50	589	8.5%	15.8%	16.6%	16.7%
% of FP17s for the same patient ID Re-attending between 3 & 9 months - Children	257	430	59.8%	57.1%	60.2%	57.4%
% of FP17s for the same patient ID Re-attending between 3 & 9 months - Adults	350	589	59.4%	48.6%	52.0%	50.5%
% of FP17s for Band 1 Urgent Courses	39	929	4.2%	9.6%	9.4%	9.1%
% of FP17s Relating to Free Repair or Replacements	1	929	0.1%	0.7%	0.7%	0.8%
% of FP17s Relating to Continuations	4	929	0.4%	0.9%	1.2%	1.3%
% of Patients satisfied with the dentistry they have received	5	5	N/A	93.3%	93.6%	93.2%
% of Patients satisfied with the time they had to wait for an appointment	5	5	N/A	89.2%	89.1%	89.0%

\* This is based on patients treated on this contract for their most recent course of treatment. Figures in italics indicate the base number of FP17s or Patient Questionnaire responses are less than 100. N/A is shown where the base number of responses is less than 10 during the period. % is calculated as Quantity/Base number\*100

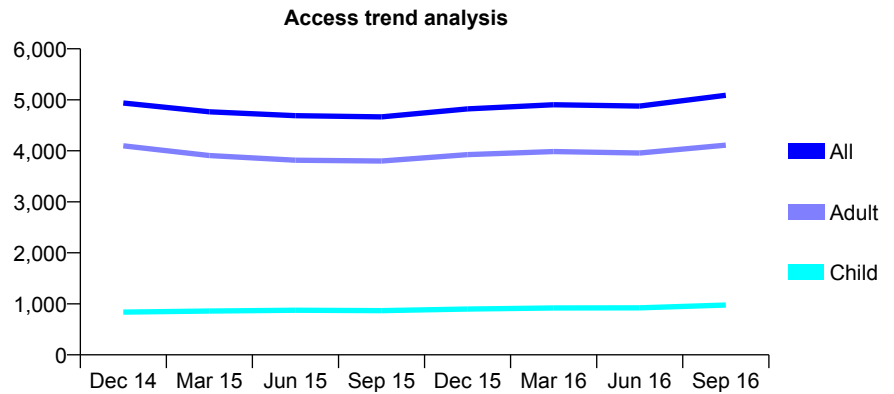
## Q69 - Vital Signs At a Glance Contract Report for 101281/0074 - September 2016

Name or company name	OASIS DENTAL CARE LTD
Contract type name	GDS Contract
Purpose of contract	General
Contract start date	01/04/2006
Contract end date	

16/17 Contracted general activity (UDA)	12,288
Carry forward general activity (UDA)	0
16/17 Contracted orthodontic activity (UOA)	0
Carry forward orthodontic activity (UOA)	0
Baseline contract value	£270,609.49

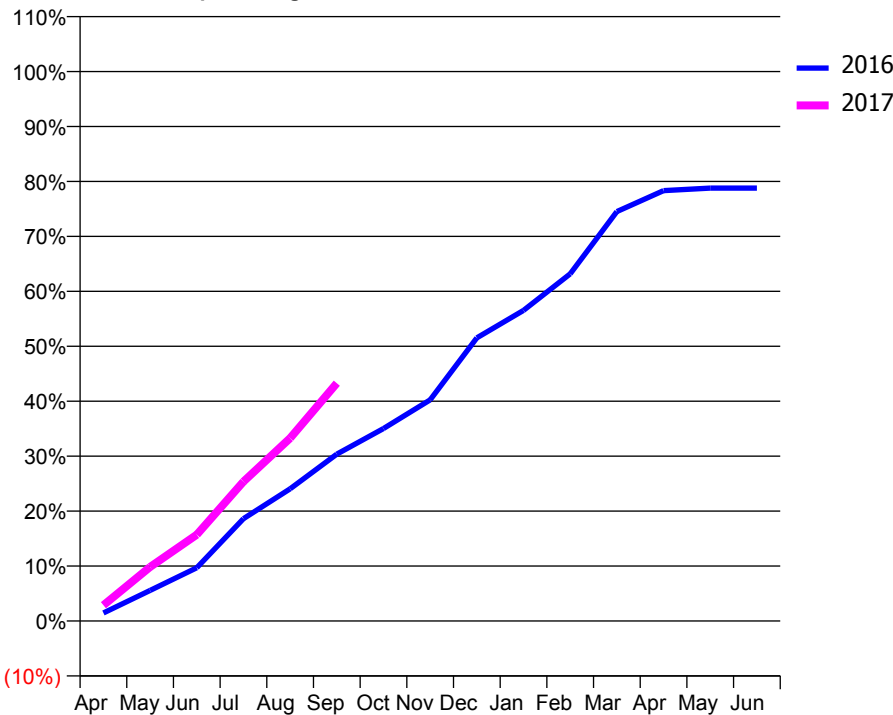
### ACCESS\*

Patients seen in 24 months	Total	Change since previous quarter
Quarter ending September 2015	4,666	
Quarter ending December 2015	4,823	↑
Quarter ending March 2016	4,903	→
Quarter ending June 2016	4,878	→
Quarter ending September 2016	5,089	↑
<b>Variance since September 2015</b>	<b>9.1%</b>	<b>↑</b>



### ACTIVITY

Cumulative percentage of contracted UDA delivered 2016 & 2017



Month	Adjusted Scheduled Activity (UDA)	
	2016	2017
April	183	354
May	699	1,210
June	1,220	1,930
July	2,342	3,119
August	3,027	4,089
September	3,821	5,319
October	4,405	
November	5,062	
December	6,480	
January	7,110	
February	7,947	
March	9,370	
April	9,849	
May	9,909	
June	9,910	

### QUALITY

	Quantity	Base Number	Contract	AT	Region	England
% of FP17s for the same patient ID Re-attending within 3 months - Children	39	659	5.9%	11.9%	11.8%	12.4%
% of FP17s for the same patient ID Re-attending within 3 months - Adults	313	2,401	13.0%	15.8%	16.6%	16.7%
% of FP17s for the same patient ID Re-attending between 3 & 9 months - Children	337	659	51.1%	57.1%	60.2%	57.4%
% of FP17s for the same patient ID Re-attending between 3 & 9 months - Adults	973	2,401	40.5%	48.6%	52.0%	50.5%
% of FP17s for Band 1 Urgent Courses	253	2,751	9.2%	9.6%	9.4%	9.1%
% of FP17s Relating to Free Repair or Replacements	4	2,751	0.1%	0.7%	0.7%	0.8%
% of FP17s Relating to Continuations	17	2,751	0.6%	0.9%	1.2%	1.3%
% of Patients satisfied with the dentistry they have received	0	0	N/A	93.3%	93.6%	93.2%
% of Patients satisfied with the time they had to wait for an appointment	0	0	N/A	89.2%	89.1%	89.0%

\* This is based on patients treated on this contract for their most recent course of treatment. Figures in italics indicate the base number of FP17s or Patient Questionnaire responses are less than 100. N/A is shown where the base number of responses is less than 10 during the period. % is calculated as Quantity/Base number\*100

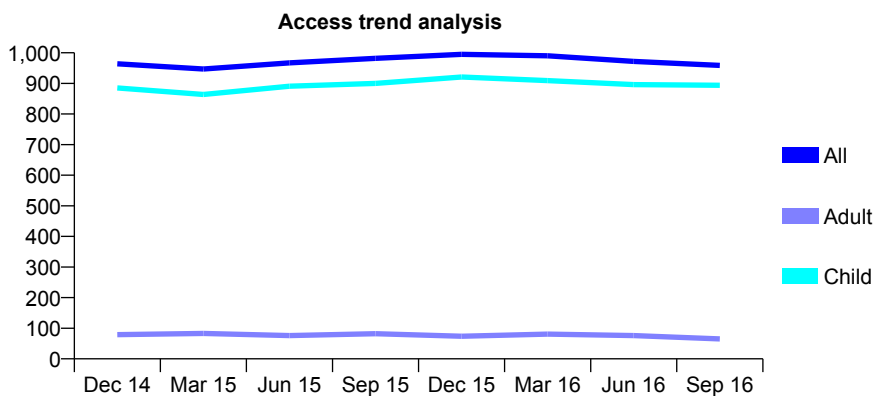
## Q69 - Vital Signs At a Glance Contract Report for 101281/0099 - September 2016

Name or company name	OASIS DENTAL CARE LTD
Contract type name	GDS Contract
Purpose of contract	General
Contract start date	01/04/2006
Contract end date	

16/17 Contracted general activity (UDA)	1,883
Carry forward general activity (UDA)	71
16/17 Contracted orthodontic activity (UOA)	0
Carry forward orthodontic activity (UOA)	0
Baseline contract value	£40,889.56

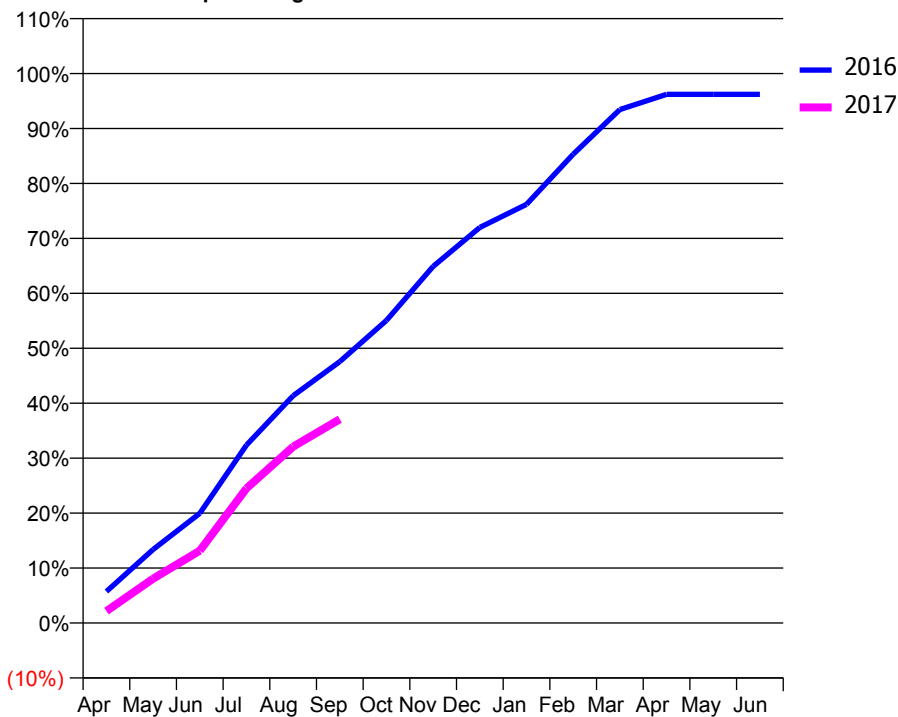
### ACCESS\*

Patients seen in 24 months	Total	Change since previous quarter
Quarter ending September 2015	982	
Quarter ending December 2015	995	→
Quarter ending March 2016	990	→
Quarter ending June 2016	972	↓
Quarter ending September 2016	959	↓
<b>Variance since September 2015</b>	<b>(2.3%)</b>	<b>↓</b>



### ACTIVITY

Cumulative percentage of contracted UDA delivered 2016 & 2017



Adjusted Scheduled Activity (UDA)

Month	2016	2017
April	108	41
May	252	152
June	376	248
July	610	461
August	779	604
September	896	698
October	1,037	
November	1,222	
December	1,356	
January	1,435	
February	1,607	
March	1,760	
April	1,812	
May	1,812	
June	1,812	

### QUALITY

	Quantity	Base Number	Contract	AT	Region	England
% of FP17s for the same patient ID Re-attending within 3 months - Children	48	568	8.5%	11.9%	11.8%	12.4%
% of FP17s for the same patient ID Re-attending within 3 months - Adults	0	0	N/A	15.8%	16.6%	16.7%
% of FP17s for the same patient ID Re-attending between 3 & 9 months - Children	321	568	56.5%	57.1%	60.2%	57.4%
% of FP17s for the same patient ID Re-attending between 3 & 9 months - Adults	0	0	N/A	48.6%	52.0%	50.5%
% of FP17s for Band 1 Urgent Courses	2	526	0.4%	9.6%	9.4%	9.1%
% of FP17s Relating to Free Repair or Replacements	0	526	0.0%	0.7%	0.7%	0.8%
% of FP17s Relating to Continuations	20	526	3.8%	0.9%	1.2%	1.3%
% of Patients satisfied with the dentistry they have received	0	0	N/A	93.3%	93.6%	93.2%
% of Patients satisfied with the time they had to wait for an appointment	0	0	N/A	89.2%	89.1%	89.0%

\* This is based on patients treated on this contract for their most recent course of treatment. Figures in italics indicate the base number of FP17s or Patient Questionnaire responses are less than 100. N/A is shown where the base number of responses is less than 10 during the period. % is calculated as Quantity/Base number\*100

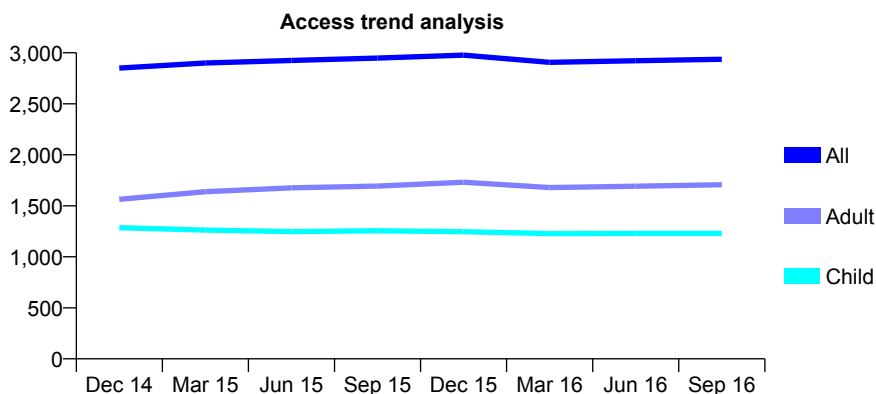
## Q69 - Vital Signs At a Glance Contract Report for 101281/0100 - September 2016

Name or company name	OASIS DENTAL CARE LTD
Contract type name	GDS Contract
Purpose of contract	General
Contract start date	01/04/2006
Contract end date	

16/17 Contracted general activity (UDA)	7,179
Carry forward general activity (UDA)	-143
16/17 Contracted orthodontic activity (UOA)	0
Carry forward orthodontic activity (UOA)	0
Baseline contract value	£162,870.22

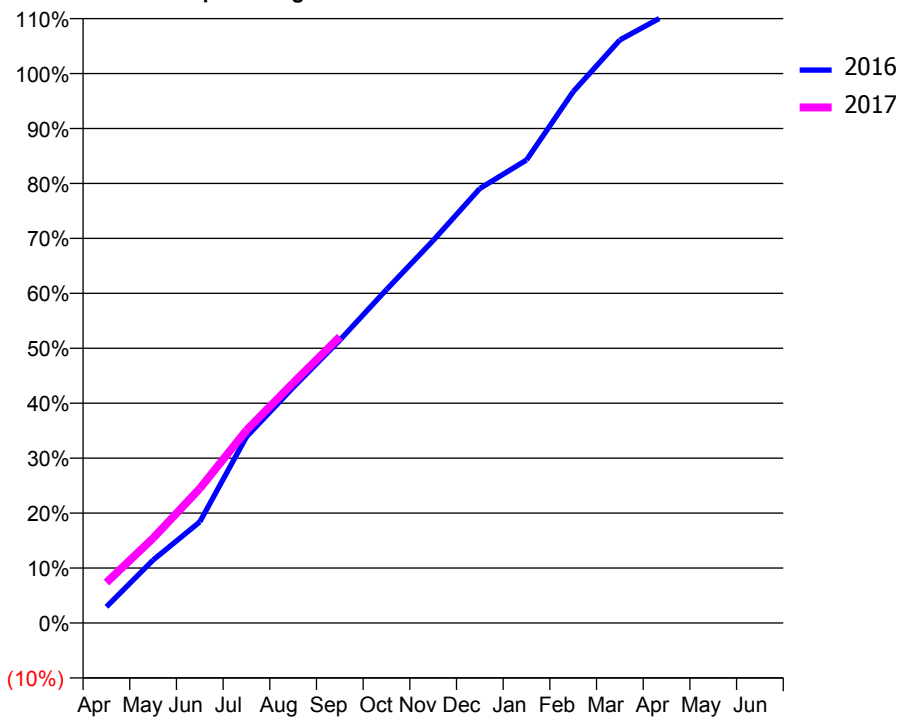
### ACCESS\*

Patients seen in 24 months	Total	Change since previous quarter
Quarter ending September 2015	2,948	
Quarter ending December 2015	2,977	→
Quarter ending March 2016	2,907	↓
Quarter ending June 2016	2,922	→
Quarter ending September 2016	2,936	→
<b>Variance since September 2015</b>	<b>(0.4%)</b>	<b>→</b>



### ACTIVITY

Cumulative percentage of contracted UDA delivered 2016 & 2017



Month	Adjusted Scheduled Activity (UDA)	
	2016	2017
April	212	529
May	823	1,109
June	1,321	1,756
July	2,433	2,517
August	3,077	3,137
September	3,696	3,740
October	4,356	
November	4,997	
December	5,677	
January	6,050	
February	6,941	
March	7,617	
April	7,950	
May	7,951	
June	7,951	

### QUALITY

	Quantity	Base Number	Contract	AT	Region	England
% of FP17s for the same patient ID Re-attending within 3 months - Children	93	1,083	8.6%	11.9%	11.8%	12.4%
% of FP17s for the same patient ID Re-attending within 3 months - Adults	221	1,337	16.5%	15.8%	16.6%	16.7%
% of FP17s for the same patient ID Re-attending between 3 & 9 months - Children	717	1,083	66.2%	57.1%	60.2%	57.4%
% of FP17s for the same patient ID Re-attending between 3 & 9 months - Adults	795	1,337	59.5%	48.6%	52.0%	50.5%
% of FP17s for Band 1 Urgent Courses	164	2,235	7.3%	9.6%	9.4%	9.1%
% of FP17s Relating to Free Repair or Replacements	29	2,235	1.3%	0.7%	0.7%	0.8%
% of FP17s Relating to Continuations	38	2,235	1.7%	0.9%	1.2%	1.3%
% of Patients satisfied with the dentistry they have received	5	5	N/A	93.3%	93.6%	93.2%
% of Patients satisfied with the time they had to wait for an appointment	5	5	N/A	89.2%	89.1%	89.0%

\* This is based on patients treated on this contract for their most recent course of treatment. Figures in italics indicate the base number of FP17s or Patient Questionnaire responses are less than 100. N/A is shown where the base number of responses is less than 10 during the period. % is calculated as Quantity/Base number\*100

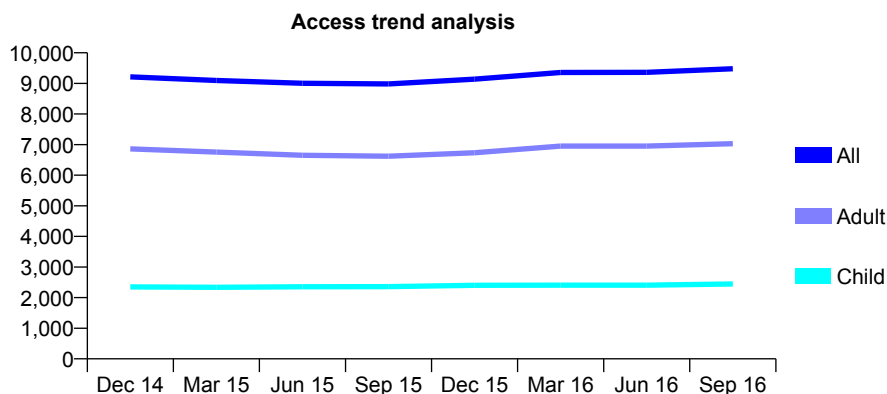
## Q69 - Vital Signs At a Glance Contract Report for 101362/0004 - September 2016

Name or company name	Rodericks Dental Limited
Contract type name	GDS Contract
Purpose of contract	General
Contract start date	01/04/2007
Contract end date	

16/17 Contracted general activity (UDA)	28,406
Carry forward general activity (UDA)	0
16/17 Contracted orthodontic activity (UOA)	0
Carry forward orthodontic activity (UOA)	0
Baseline contract value	£675,371.26

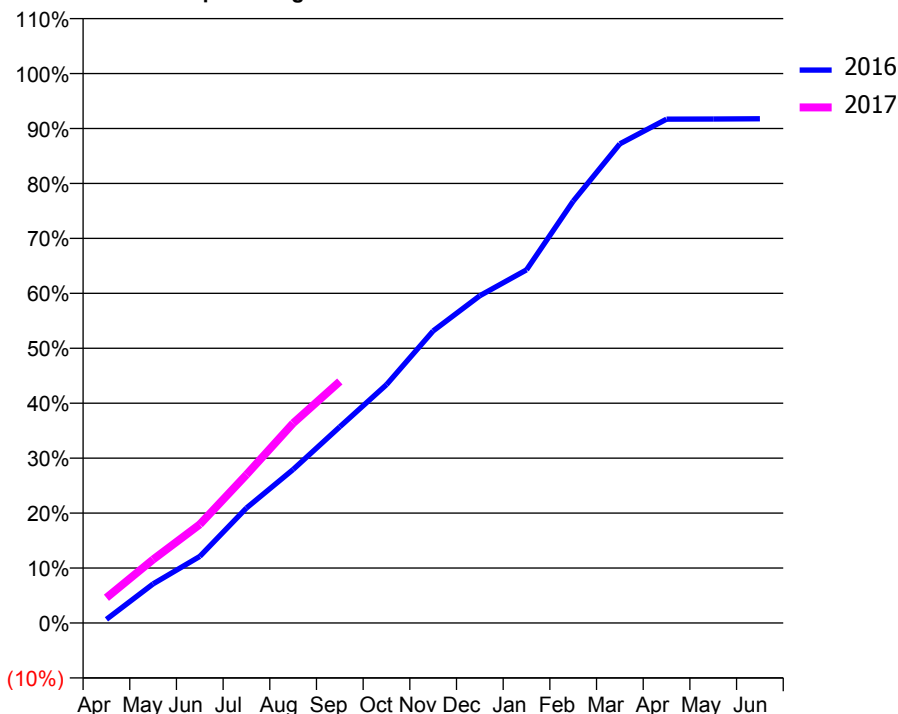
### ACCESS\*

Patients seen in 24 months	Total	Change since previous quarter
Quarter ending September 2015	8,981	
Quarter ending December 2015	9,138	→
Quarter ending March 2016	9,359	↑
Quarter ending June 2016	9,360	→
Quarter ending September 2016	9,478	→
<b>Variance since September 2015</b>	<b>5.5%</b>	<b>↑</b>



### ACTIVITY

Cumulative percentage of contracted UDA delivered 2016 & 2017



Month	Adjusted Scheduled Activity (UDA)	
	2016	2017
April	190	1,309
May	2,026	3,284
June	3,440	5,096
July	5,943	7,666
August	7,934	10,327
September	10,143	12,486
October	12,322	
November	15,099	
December	16,918	
January	18,257	
February	21,805	
March	24,769	
April	26,045	
May	26,051	
June	26,064	

### QUALITY

	Quantity	Base Number	Contract	AT	Region	England
% of FP17s for the same patient ID Re-attending within 3 months - Children	143	1,800	7.9%	11.9%	11.8%	12.4%
% of FP17s for the same patient ID Re-attending within 3 months - Adults	630	4,406	14.3%	15.8%	16.6%	16.7%
% of FP17s for the same patient ID Re-attending between 3 & 9 months - Children	997	1,800	55.4%	57.1%	60.2%	57.4%
% of FP17s for the same patient ID Re-attending between 3 & 9 months - Adults	2,118	4,406	48.1%	48.6%	52.0%	50.5%
% of FP17s for Band 1 Urgent Courses	456	5,620	8.1%	9.6%	9.4%	9.1%
% of FP17s Relating to Free Repair or Replacements	36	5,620	0.6%	0.7%	0.7%	0.8%
% of FP17s Relating to Continuations	62	5,620	1.1%	0.9%	1.2%	1.3%
% of Patients satisfied with the dentistry they have received	11	12	91.7%	93.3%	93.6%	93.2%
% of Patients satisfied with the time they had to wait for an appointment	11	12	91.7%	89.2%	89.1%	89.0%

\* This is based on patients treated on this contract for their most recent course of treatment. Figures in italics indicate the base number of FP17s or Patient Questionnaire responses are less than 100. N/A is shown where the base number of responses is less than 10 during the period. % is calculated as Quantity/Base number\*100

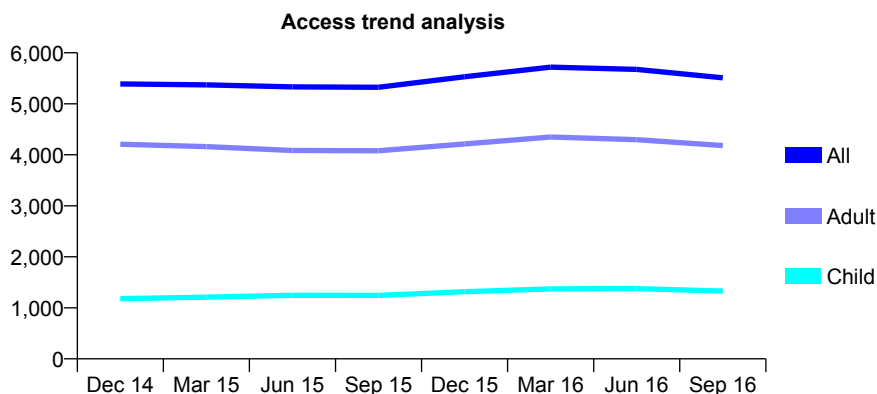
## Q69 - Vital Signs At a Glance Contract Report for 101362/0016 - September 2016

Name or company name	Rodericks Dental Limited
Contract type name	GDS Contract
Purpose of contract	General
Contract start date	01/05/2009
Contract end date	

16/17 Contracted general activity (UDA)	14,000
Carry forward general activity (UDA)	-215
16/17 Contracted orthodontic activity (UOA)	0
Carry forward orthodontic activity (UOA)	0
Baseline contract value	£326,573.32

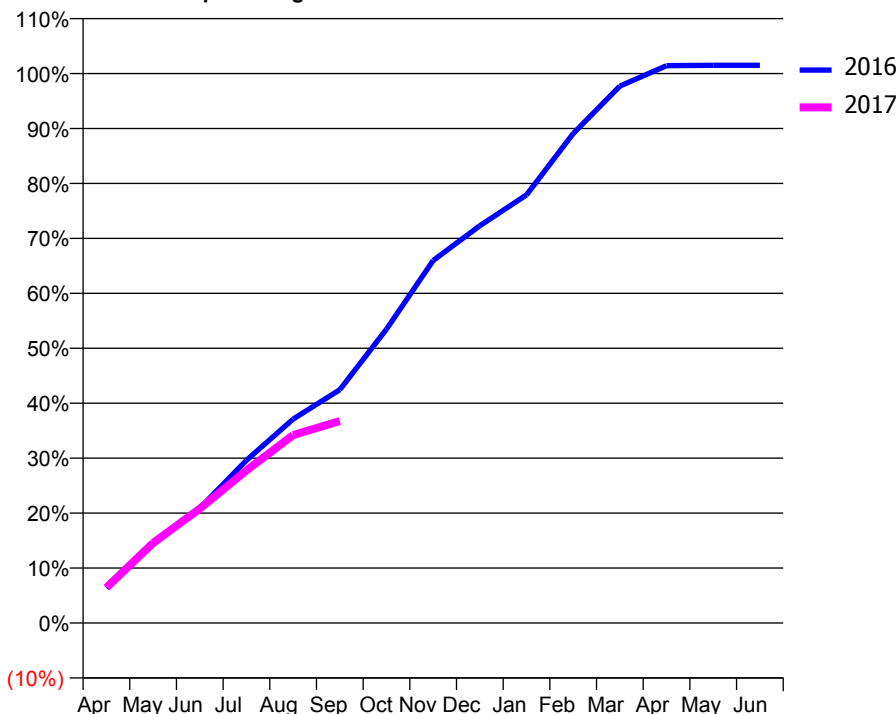
### ACCESS\*

Patients seen in 24 months	Total	Change since previous quarter
Quarter ending September 2015	5,323	
Quarter ending December 2015	5,530	↑
Quarter ending March 2016	5,719	↑
Quarter ending June 2016	5,675	→
Quarter ending September 2016	5,510	↓
<b>Variance since September 2015</b>	<b>3.5%</b>	<b>↑</b>



### ACTIVITY

Cumulative percentage of contracted UDA delivered 2016 & 2017



Adjusted Scheduled Activity (UDA)

Month	2016	2017
April	912	901
May	2,054	2,039
June	2,997	2,913
July	4,244	3,888
August	5,317	4,790
September	6,082	5,145
October	7,662	
November	9,454	
December	10,362	
January	11,162	
February	12,762	
March	14,000	
April	14,532	
May	14,544	
June	14,544	

### QUALITY

	Quantity	Base Number	Contract	AT	Region	England
% of FP17s for the same patient ID Re-attending within 3 months - Children	40	757	5.3%	11.9%	11.8%	12.4%
% of FP17s for the same patient ID Re-attending within 3 months - Adults	261	2,205	11.8%	15.8%	16.6%	16.7%
% of FP17s for the same patient ID Re-attending between 3 & 9 months - Children	530	757	70.0%	57.1%	60.2%	57.4%
% of FP17s for the same patient ID Re-attending between 3 & 9 months - Adults	999	2,205	45.3%	48.6%	52.0%	50.5%
% of FP17s for Band 1 Urgent Courses	261	2,685	9.7%	9.6%	9.4%	9.1%
% of FP17s Relating to Free Repair or Replacements	6	2,685	0.2%	0.7%	0.7%	0.8%
% of FP17s Relating to Continuations	8	2,685	0.3%	0.9%	1.2%	1.3%
% of Patients satisfied with the dentistry they have received	3	3	N/A	93.3%	93.6%	93.2%
% of Patients satisfied with the time they had to wait for an appointment	3	3	N/A	89.2%	89.1%	89.0%

\* This is based on patients treated on this contract for their most recent course of treatment. Figures in italics indicate the base number of FP17s or Patient Questionnaire responses are less than 100. N/A is shown where the base number of responses is less than 10 during the period. % is calculated as Quantity/Base number\*100



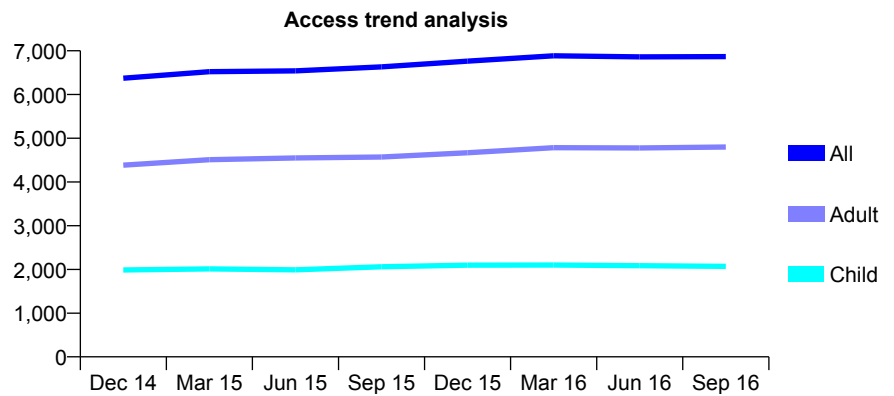
## Q69 - Vital Signs At a Glance Contract Report for 101362/0017 - September 2016

Name or company name	Rodericks Dental Limited
Contract type name	GDS Contract
Purpose of contract	General
Contract start date	01/07/2009
Contract end date	

16/17 Contracted general activity (UDA)	22,048
Carry forward general activity (UDA)	719
16/17 Contracted orthodontic activity (UOA)	0
Carry forward orthodontic activity (UOA)	0
Baseline contract value	£544,946.30

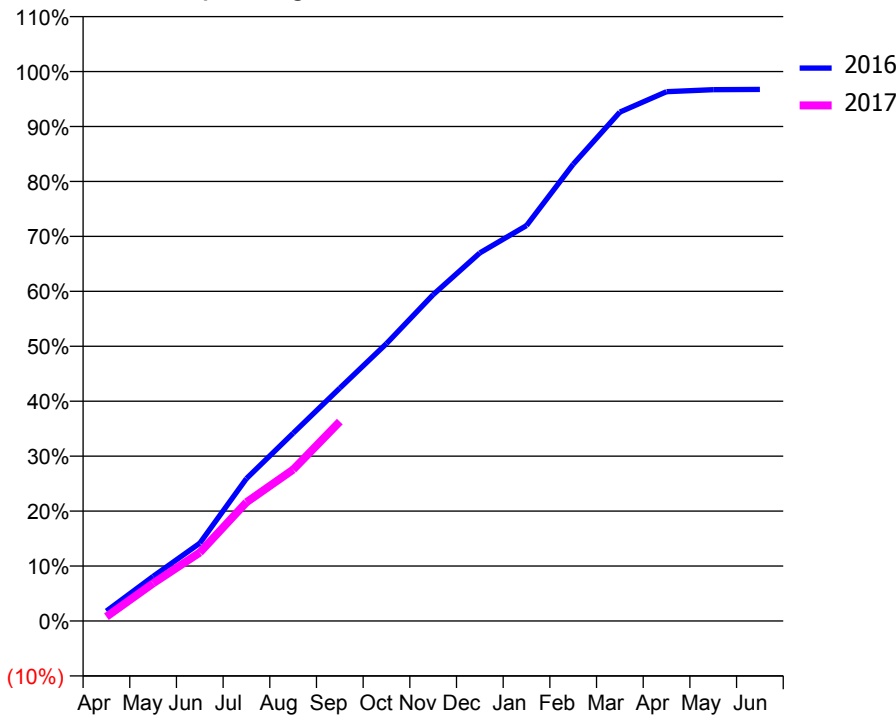
### ACCESS\*

Patients seen in 24 months	Total	Change since previous quarter
Quarter ending September 2015	6,632	
Quarter ending December 2015	6,763	→
Quarter ending March 2016	6,885	→
Quarter ending June 2016	6,862	→
Quarter ending September 2016	6,867	→
<b>Variance since September 2015</b>	<b>3.5%</b>	<b>↑</b>



### ACTIVITY

Cumulative percentage of contracted UDA delivered 2016 & 2017



Month	Adjusted Scheduled Activity (UDA)	
	2016	2017
April	396	175
May	1,787	1,509
June	3,122	2,750
July	5,715	4,762
August	7,536	6,076
September	9,346	8,003
October	11,134	
November	13,095	
December	14,772	
January	15,868	
February	18,328	
March	20,418	
April	21,237	
May	21,316	
June	21,329	

### QUALITY

	Quantity	Base Number	Contract	AT	Region	England
% of FP17s for the same patient ID Re-attending within 3 months - Children	177	1,483	11.9%	11.9%	11.8%	12.4%
% of FP17s for the same patient ID Re-attending within 3 months - Adults	617	2,985	20.7%	15.8%	16.6%	16.7%
% of FP17s for the same patient ID Re-attending between 3 & 9 months - Children	792	1,483	53.4%	57.1%	60.2%	57.4%
% of FP17s for the same patient ID Re-attending between 3 & 9 months - Adults	1,214	2,985	40.7%	48.6%	52.0%	50.5%
% of FP17s for Band 1 Urgent Courses	789	4,059	19.4%	9.6%	9.4%	9.1%
% of FP17s Relating to Free Repair or Replacements	20	4,059	0.5%	0.7%	0.7%	0.8%
% of FP17s Relating to Continuations	5	4,059	0.1%	0.9%	1.2%	1.3%
% of Patients satisfied with the dentistry they have received	5	5	N/A	93.3%	93.6%	93.2%
% of Patients satisfied with the time they had to wait for an appointment	5	5	N/A	89.2%	89.1%	89.0%

\* This is based on patients treated on this contract for their most recent course of treatment. Figures in italics indicate the base number of FP17s or Patient Questionnaire responses are less than 100. N/A is shown where the base number of responses is less than 10 during the period. % is calculated as Quantity/Base number\*100

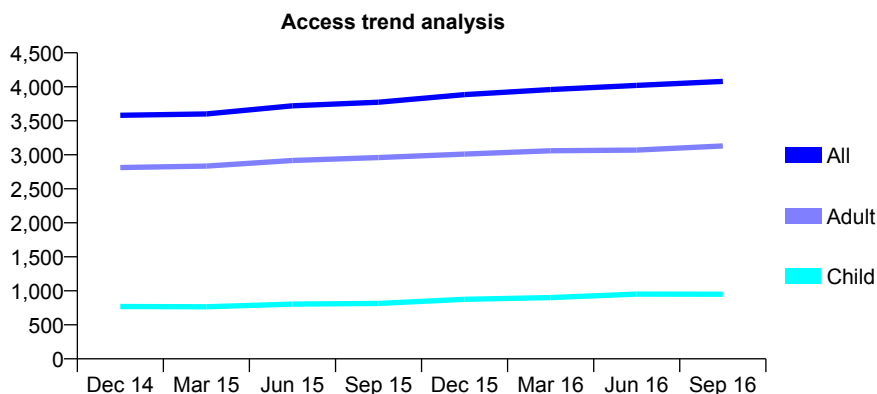
## Q69 - Vital Signs At a Glance Contract Report for 101362/0019 - September 2016

Name or company name	Rodericks Dental Limited
Contract type name	GDS Contract
Purpose of contract	General
Contract start date	01/07/2009
Contract end date	

16/17 Contracted general activity (UDA)	10,000
Carry forward general activity (UDA)	-200
16/17 Contracted orthodontic activity (UOA)	0
Carry forward orthodontic activity (UOA)	0
Baseline contract value	£233,266.66

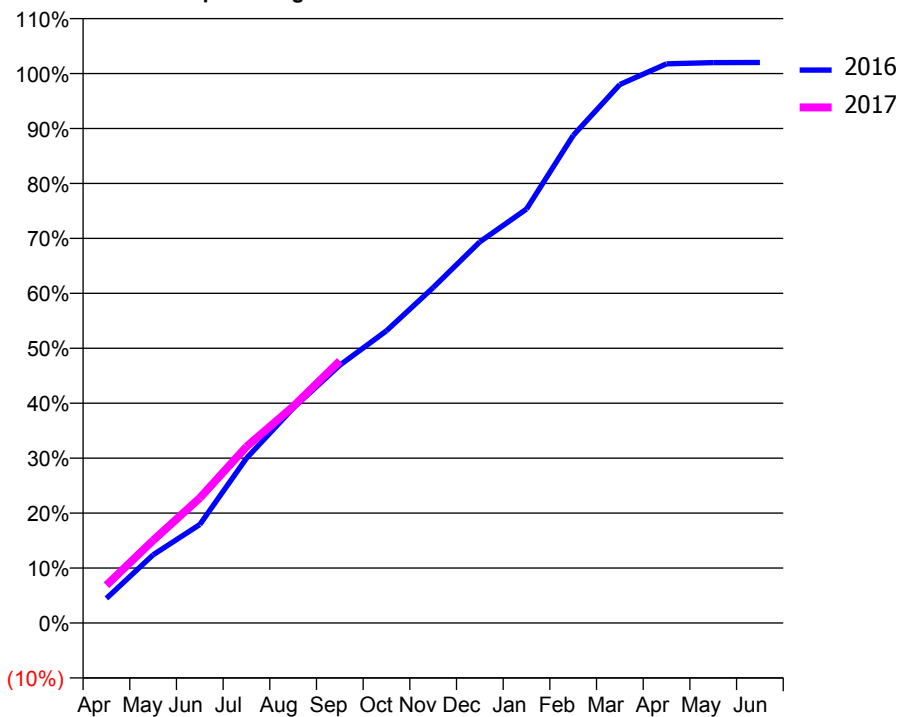
### ACCESS\*

Patients seen in 24 months	Total	Change since previous quarter
Quarter ending September 2015	3,774	
Quarter ending December 2015	3,886	↑
Quarter ending March 2016	3,959	→
Quarter ending June 2016	4,021	→
Quarter ending September 2016	4,080	→
<b>Variance since September 2015</b>	<b>8.1%</b>	<b>↑</b>



### ACTIVITY

Cumulative percentage of contracted UDA delivered 2016 & 2017



Month	Adjusted Scheduled Activity (UDA)	
	2016	2017
April	449	687
May	1,242	1,503
June	1,793	2,274
July	2,998	3,210
August	3,910	3,940
September	4,691	4,770
October	5,319	
November	6,105	
December	6,937	
January	7,534	
February	8,874	
March	9,800	
April	10,177	
May	10,198	
June	10,201	

### QUALITY

	Quantity	Base Number	Contract	AT	Region	England
% of FP17s for the same patient ID Re-attending within 3 months - Children	92	703	13.1%	11.9%	11.8%	12.4%
% of FP17s for the same patient ID Re-attending within 3 months - Adults	297	1,735	17.1%	15.8%	16.6%	16.7%
% of FP17s for the same patient ID Re-attending between 3 & 9 months - Children	349	703	49.6%	57.1%	60.2%	57.4%
% of FP17s for the same patient ID Re-attending between 3 & 9 months - Adults	650	1,735	37.5%	48.6%	52.0%	50.5%
% of FP17s for Band 1 Urgent Courses	238	1,914	12.4%	9.6%	9.4%	9.1%
% of FP17s Relating to Free Repair or Replacements	16	1,914	0.8%	0.7%	0.7%	0.8%
% of FP17s Relating to Continuations	13	1,914	0.7%	0.9%	1.2%	1.3%
% of Patients satisfied with the dentistry they have received	1	1	N/A	93.3%	93.6%	93.2%
% of Patients satisfied with the time they had to wait for an appointment	1	1	N/A	89.2%	89.1%	89.0%

\* This is based on patients treated on this contract for their most recent course of treatment. Figures in italics indicate the base number of FP17s or Patient Questionnaire responses are less than 100. N/A is shown where the base number of responses is less than 10 during the period. % is calculated as Quantity/Base number\*100

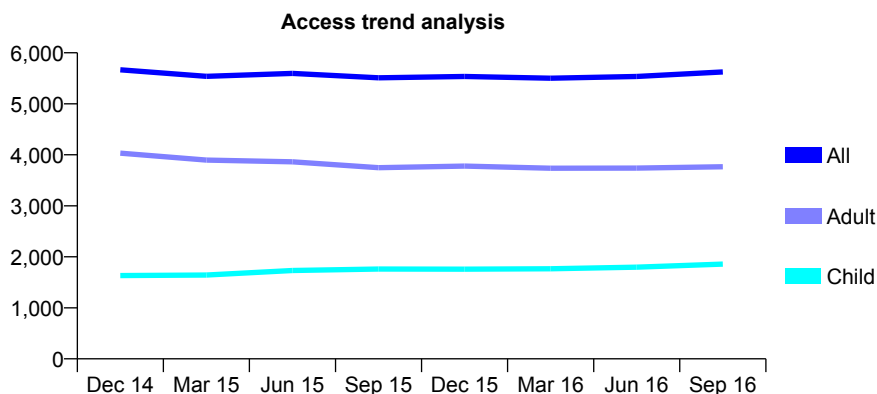
## Q69 - Vital Signs At a Glance Contract Report for 101362/0031 - September 2016

Name or company name	Rodericks Dental Limited
Contract type name	PDS Plus Contract
Purpose of contract	General
Contract start date	01/09/2010
Contract end date	01/09/2020

16/17 Contracted general activity (UDA)	15,000
Carry forward general activity (UDA)	0
16/17 Contracted orthodontic activity (UOA)	0
Carry forward orthodontic activity (UOA)	0
Baseline contract value	£197,833.71

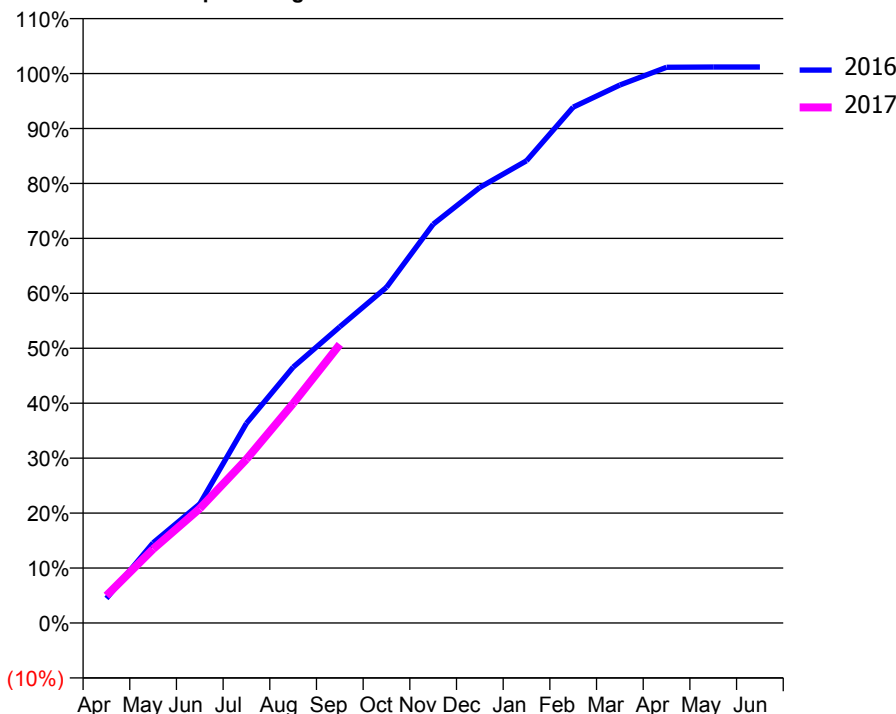
### ACCESS\*

Patients seen in 24 months	Total	Change since previous quarter
Quarter ending September 2015	5,511	
Quarter ending December 2015	5,537	→
Quarter ending March 2016	5,502	→
Quarter ending June 2016	5,536	→
Quarter ending September 2016	5,624	→
<b>Variance since September 2015</b>	2.1%	↑



### ACTIVITY

Cumulative percentage of contracted UDA delivered 2016 & 2017



Month	Adjusted Scheduled Activity (UDA)	
	2016	2017
April	705	747
May	2,292	2,020
June	3,406	3,125
July	5,708	4,472
August	7,314	5,992
September	8,467	7,606
October	9,597	
November	11,399	
December	12,449	
January	13,211	
February	14,744	
March	15,379	
April	15,882	
May	15,890	
June	15,892	

### QUALITY

	Quantity	Base Number	Contract	AT	Region	England
% of FP17s for the same patient ID Re-attending within 3 months - Children	152	1,377	11.0%	11.9%	11.8%	12.4%
% of FP17s for the same patient ID Re-attending within 3 months - Adults	425	2,188	19.4%	15.8%	16.6%	16.7%
% of FP17s for the same patient ID Re-attending between 3 & 9 months - Children	624	1,377	45.3%	57.1%	60.2%	57.4%
% of FP17s for the same patient ID Re-attending between 3 & 9 months - Adults	480	2,188	21.9%	48.6%	52.0%	50.5%
% of FP17s for Band 1 Urgent Courses	295	3,324	8.9%	9.6%	9.4%	9.1%
% of FP17s Relating to Free Repair or Replacements	21	3,324	0.6%	0.7%	0.7%	0.8%
% of FP17s Relating to Continuations	16	3,324	0.5%	0.9%	1.2%	1.3%
% of Patients satisfied with the dentistry they have received	12	12	100.0%	93.3%	93.6%	93.2%
% of Patients satisfied with the time they had to wait for an appointment	10	12	83.3%	89.2%	89.1%	89.0%

\* This is based on patients treated on this contract for their most recent course of treatment. Figures in italics indicate the base number of FP17s or Patient Questionnaire responses are less than 100. N/A is shown where the base number of responses is less than 10 during the period. % is calculated as Quantity/Base number\*100

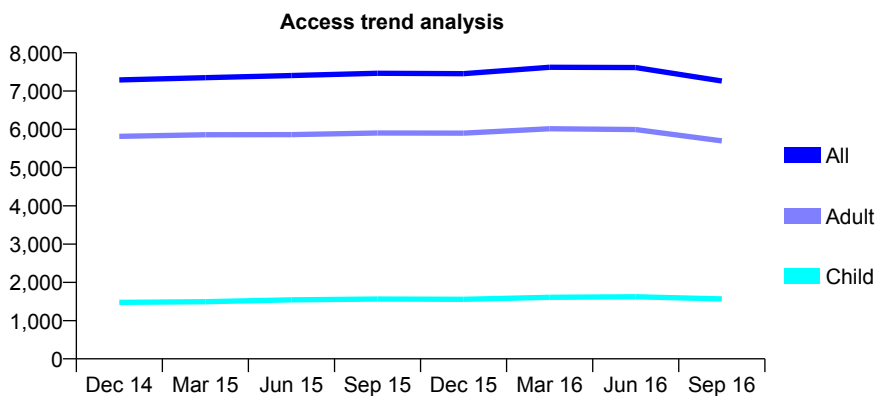
## Q69 - Vital Signs At a Glance Contract Report for 101362/0035 - September 2016

Name or company name	Rodericks Dental Limited
Contract type name	PDS Plus Contract
Purpose of contract	General
Contract start date	21/02/2011
Contract end date	20/02/2018

16/17 Contracted general activity (UDA)	20,015
Carry forward general activity (UDA)	0
16/17 Contracted orthodontic activity (UOA)	0
Carry forward orthodontic activity (UOA)	0
Baseline contract value	£295,596.29

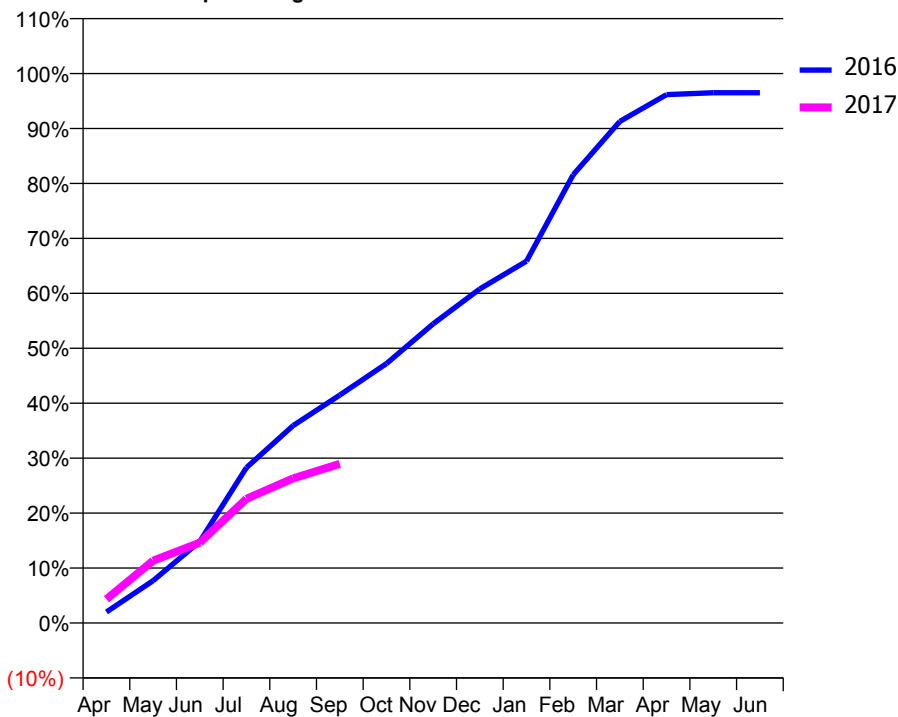
### ACCESS\*

Patients seen in 24 months	Total	Change since previous quarter
Quarter ending September 2015	7,466	
Quarter ending December 2015	7,455	→
Quarter ending March 2016	7,623	↑
Quarter ending June 2016	7,616	→
Quarter ending September 2016	7,264	↓
<b>Variance since September 2015</b>	<b>(2.7%)</b>	<b>↓</b>



### ACTIVITY

Cumulative percentage of contracted UDA delivered 2016 & 2017



Month	Adjusted Scheduled Activity (UDA)	
	2016	2017
April	400	867
May	1,541	2,273
June	2,971	2,928
July	5,661	4,524
August	7,192	5,268
September	8,302	5,796
October	9,447	
November	10,898	
December	12,167	
January	13,178	
February	16,328	
March	18,271	
April	19,245	
May	19,313	
June	19,313	

### QUALITY

	Quantity	Base Number	Contract	AT	Region	England
% of FP17s for the same patient ID Re-attending within 3 months - Children	122	823	14.8%	11.9%	11.8%	12.4%
% of FP17s for the same patient ID Re-attending within 3 months - Adults	520	2,711	19.2%	15.8%	16.6%	16.7%
% of FP17s for the same patient ID Re-attending between 3 & 9 months - Children	424	823	51.5%	57.1%	60.2%	57.4%
% of FP17s for the same patient ID Re-attending between 3 & 9 months - Adults	1,198	2,711	44.2%	48.6%	52.0%	50.5%
% of FP17s for Band 1 Urgent Courses	270	3,038	8.9%	9.6%	9.4%	9.1%
% of FP17s Relating to Free Repair or Replacements	34	3,038	1.1%	0.7%	0.7%	0.8%
% of FP17s Relating to Continuations	18	3,038	0.6%	0.9%	1.2%	1.3%
% of Patients satisfied with the dentistry they have received	5	6	N/A	93.3%	93.6%	93.2%
% of Patients satisfied with the time they had to wait for an appointment	4	6	N/A	89.2%	89.1%	89.0%

\* This is based on patients treated on this contract for their most recent course of treatment. Figures in italics indicate the base number of FP17s or Patient Questionnaire responses are less than 100. N/A is shown where the base number of responses is less than 10 during the period. % is calculated as Quantity/Base number\*100

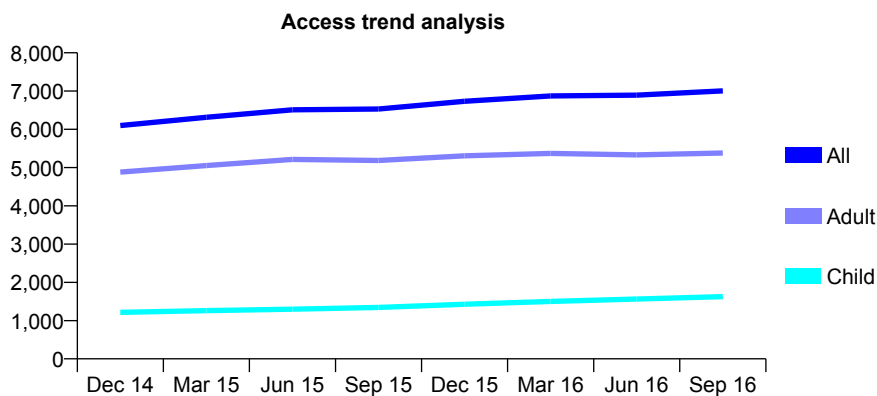
## Q69 - Vital Signs At a Glance Contract Report for 101362/0037 - September 2016

Name or company name	Rodericks Dental Limited
Contract type name	PDS Plus Contract
Purpose of contract	General
Contract start date	01/01/2011
Contract end date	31/12/2017

16/17 Contracted general activity (UDA)	18,000
Carry forward general activity (UDA)	-321
16/17 Contracted orthodontic activity (UOA)	0
Carry forward orthodontic activity (UOA)	0
Baseline contract value	£290,694.43

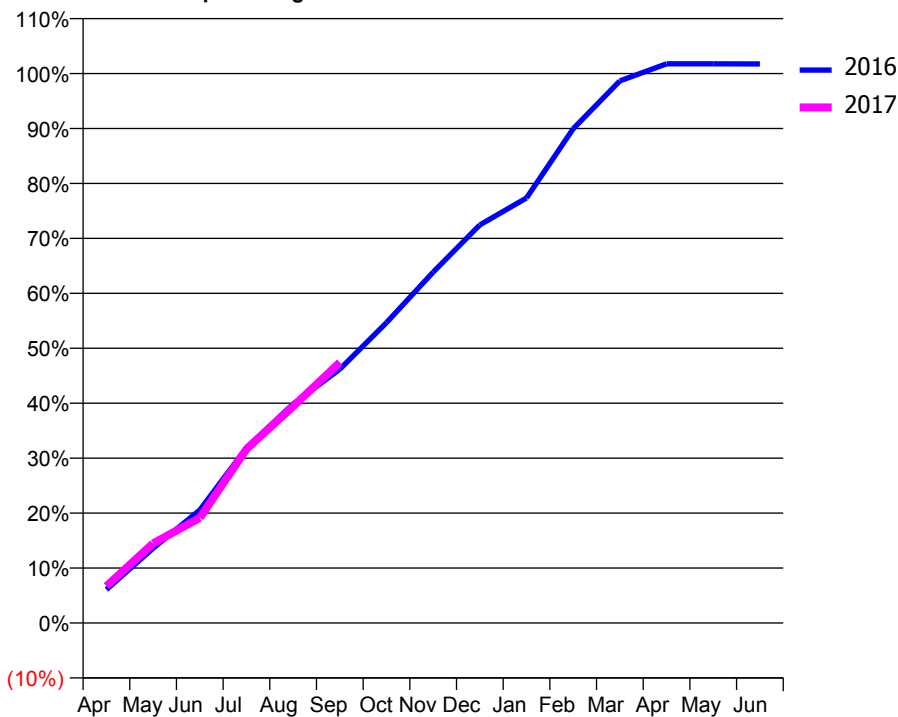
### ACCESS\*

Patients seen in 24 months	Total	Change since previous quarter
Quarter ending September 2015	6,530	
Quarter ending December 2015	6,734	↑
Quarter ending March 2016	6,871	↑
Quarter ending June 2016	6,893	→
Quarter ending September 2016	7,005	→
<b>Variance since September 2015</b>	<b>7.3%</b>	<b>↑</b>



### ACTIVITY

Cumulative percentage of contracted UDA delivered 2016 & 2017



Month	Adjusted Scheduled Activity (UDA)	
	2016	2017
April	1,121	1,207
May	2,507	2,610
June	3,790	3,444
July	5,873	5,697
August	7,344	7,096
September	8,508	8,537
October	10,072	
November	11,765	
December	13,348	
January	14,249	
February	16,569	
March	18,177	
April	18,748	
May	18,746	
June	18,745	

### QUALITY

	Quantity	Base Number	Contract	AT	Region	England
% of FP17s for the same patient ID Re-attending within 3 months - Children	95	1,126	8.4%	11.9%	11.8%	12.4%
% of FP17s for the same patient ID Re-attending within 3 months - Adults	423	3,040	13.9%	15.8%	16.6%	16.7%
% of FP17s for the same patient ID Re-attending between 3 & 9 months - Children	575	1,126	51.1%	57.1%	60.2%	57.4%
% of FP17s for the same patient ID Re-attending between 3 & 9 months - Adults	1,269	3,040	41.7%	48.6%	52.0%	50.5%
% of FP17s for Band 1 Urgent Courses	248	3,931	6.3%	9.6%	9.4%	9.1%
% of FP17s Relating to Free Repair or Replacements	27	3,931	0.7%	0.7%	0.7%	0.8%
% of FP17s Relating to Continuations	54	3,931	1.4%	0.9%	1.2%	1.3%
% of Patients satisfied with the dentistry they have received	17	18	94.4%	93.3%	93.6%	93.2%
% of Patients satisfied with the time they had to wait for an appointment	14	18	77.8%	89.2%	89.1%	89.0%

\* This is based on patients treated on this contract for their most recent course of treatment. Figures in italics indicate the base number of FP17s or Patient Questionnaire responses are less than 100. N/A is shown where the base number of responses is less than 10 during the period. % is calculated as Quantity/Base number\*100

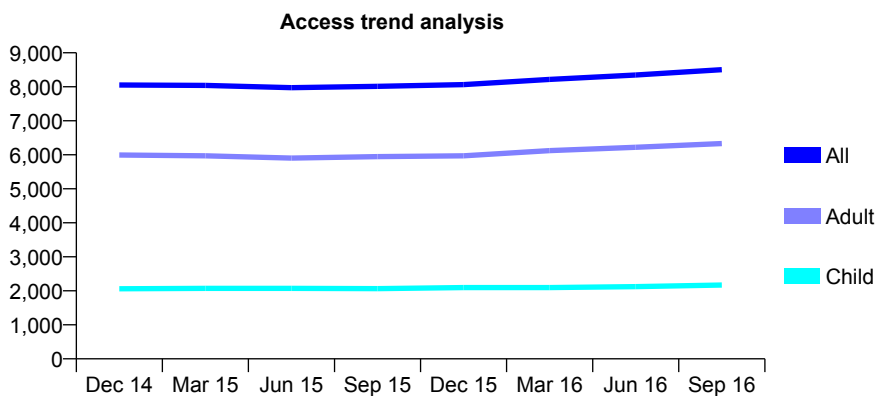
## Q69 - Vital Signs At a Glance Contract Report for 101370/0073 - September 2016

Name or company name	Petrie Tucker & Partners Ltd
Contract type name	GDS Contract
Purpose of contract	General
Contract start date	01/08/2006
Contract end date	

16/17 Contracted general activity (UDA)	22,500
Carry forward general activity (UDA)	0
16/17 Contracted orthodontic activity (UOA)	0
Carry forward orthodontic activity (UOA)	0
Baseline contract value	£590,727.72

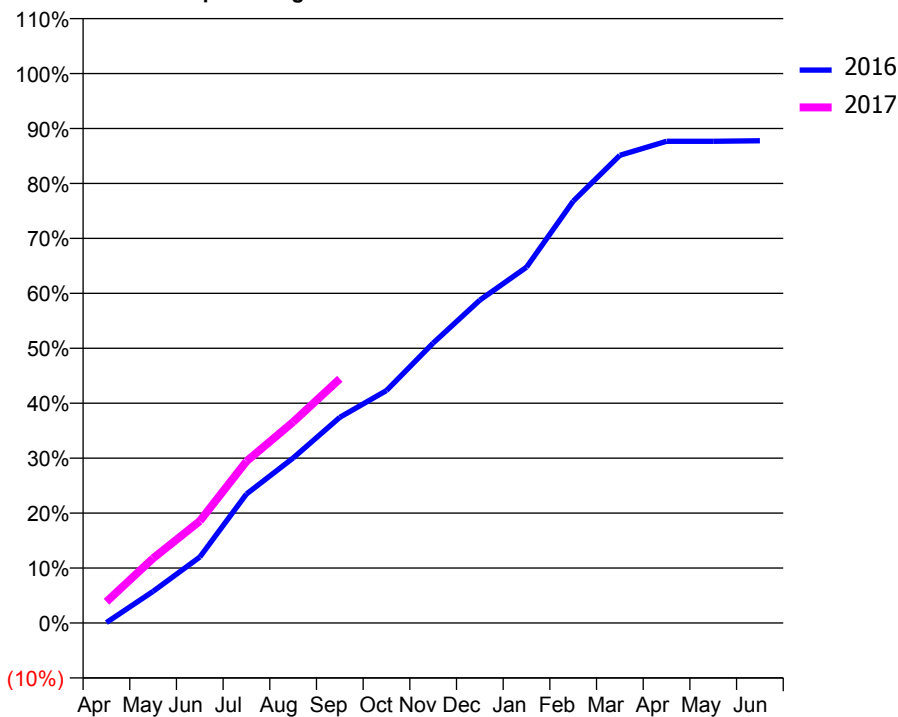
### ACCESS\*

Patients seen in 24 months	Total	Change since previous quarter
Quarter ending September 2015	8,013	
Quarter ending December 2015	8,064	→
Quarter ending March 2016	8,217	→
Quarter ending June 2016	8,347	→
Quarter ending September 2016	8,502	→
<b>Variance since September 2015</b>	<b>6.1%</b>	<b>↑</b>



### ACTIVITY

Cumulative percentage of contracted UDA delivered 2016 & 2017



Month	Adjusted Scheduled Activity (UDA)	
	2016	2017
April	20	871
May	1,297	2,650
June	2,700	4,176
July	5,283	6,622
August	6,757	8,229
September	8,420	10,003
October	9,520	
November	11,461	
December	13,223	
January	14,569	
February	17,271	
March	19,150	
April	19,723	
May	19,723	
June	19,745	

### QUALITY

	Quantity	Base Number	Contract	AT	Region	England
% of FP17s for the same patient ID Re-attending within 3 months - Children	99	1,555	6.4%	11.9%	11.8%	12.4%
% of FP17s for the same patient ID Re-attending within 3 months - Adults	402	3,806	10.6%	15.8%	16.6%	16.7%
% of FP17s for the same patient ID Re-attending between 3 & 9 months - Children	722	1,555	46.4%	57.1%	60.2%	57.4%
% of FP17s for the same patient ID Re-attending between 3 & 9 months - Adults	1,585	3,806	41.6%	48.6%	52.0%	50.5%
% of FP17s for Band 1 Urgent Courses	306	5,131	6.0%	9.6%	9.4%	9.1%
% of FP17s Relating to Free Repair or Replacements	44	5,131	0.9%	0.7%	0.7%	0.8%
% of FP17s Relating to Continuations	75	5,131	1.5%	0.9%	1.2%	1.3%
% of Patients satisfied with the dentistry they have received	10	13	76.9%	93.3%	93.6%	93.2%
% of Patients satisfied with the time they had to wait for an appointment	10	13	76.9%	89.2%	89.1%	89.0%

\* This is based on patients treated on this contract for their most recent course of treatment. Figures in italics indicate the base number of FP17s or Patient Questionnaire responses are less than 100. N/A is shown where the base number of responses is less than 10 during the period. % is calculated as Quantity/Base number\*100

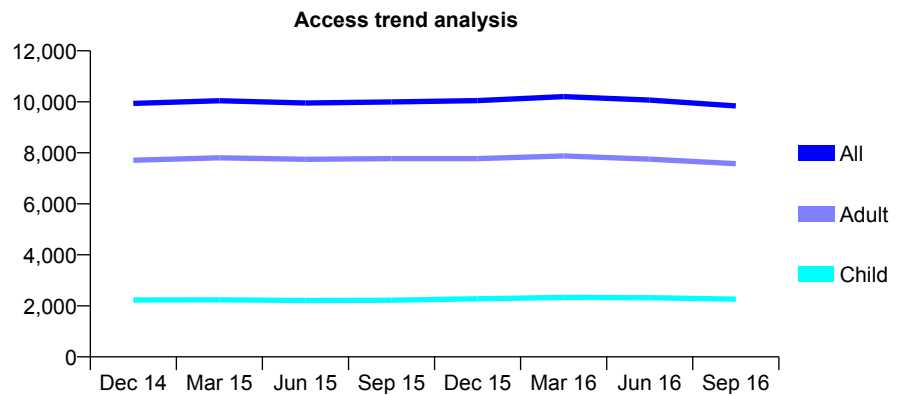
## Q69 - Vital Signs At a Glance Contract Report for 101435/0014 - September 2016

Name or company name	IDH Limited
Contract type name	GDS Contract
Purpose of contract	General
Contract start date	01/04/2006
Contract end date	

16/17 Contracted general activity (UDA)	32,539
Carry forward general activity (UDA)	0
16/17 Contracted orthodontic activity (UOA)	0
Carry forward orthodontic activity (UOA)	0
Baseline contract value	£718,782.13

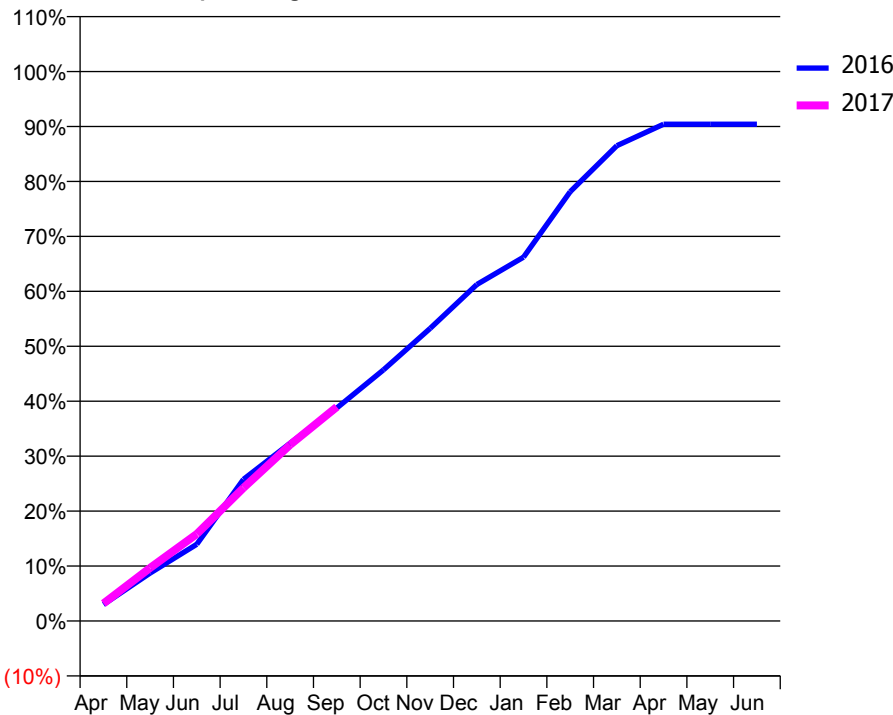
### ACCESS\*

Patients seen in 24 months	Total	Change since previous quarter
Quarter ending September 2015	9,994	
Quarter ending December 2015	10,047	→
Quarter ending March 2016	10,205	→
Quarter ending June 2016	10,068	↓
Quarter ending September 2016	9,837	↓
<b>Variance since September 2015</b>	<b>(1.6%)</b>	<b>↓</b>



### ACTIVITY

Cumulative percentage of contracted UDA delivered 2016 & 2017



Month	Adjusted Scheduled Activity (UDA)	
	2016	2017
April	975	1,035
May	2,835	3,147
June	4,544	5,155
July	8,390	7,884
August	10,533	10,432
September	12,612	12,676
October	14,870	
November	17,330	
December	19,926	
January	21,547	
February	25,424	
March	28,148	
April	29,417	
May	29,416	
June	29,416	

### QUALITY

	Quantity	Base Number	Contract	AT	Region	England
% of FP17s for the same patient ID Re-attending within 3 months - Children	113	1,452	7.8%	11.9%	11.8%	12.4%
% of FP17s for the same patient ID Re-attending within 3 months - Adults	466	4,006	11.6%	15.8%	16.6%	16.7%
% of FP17s for the same patient ID Re-attending between 3 & 9 months - Children	833	1,452	57.4%	57.1%	60.2%	57.4%
% of FP17s for the same patient ID Re-attending between 3 & 9 months - Adults	1,894	4,006	47.3%	48.6%	52.0%	50.5%
% of FP17s for Band 1 Urgent Courses	270	4,981	5.4%	9.6%	9.4%	9.1%
% of FP17s Relating to Free Repair or Replacements	19	4,981	0.4%	0.7%	0.7%	0.8%
% of FP17s Relating to Continuations	109	4,981	2.2%	0.9%	1.2%	1.3%
% of Patients satisfied with the dentistry they have received	20	21	95.2%	93.3%	93.6%	93.2%
% of Patients satisfied with the time they had to wait for an appointment	16	21	76.2%	89.2%	89.1%	89.0%

\* This is based on patients treated on this contract for their most recent course of treatment. Figures in italics indicate the base number of FP17s or Patient Questionnaire responses are less than 100. N/A is shown where the base number of responses is less than 10 during the period. % is calculated as Quantity/Base number\*100



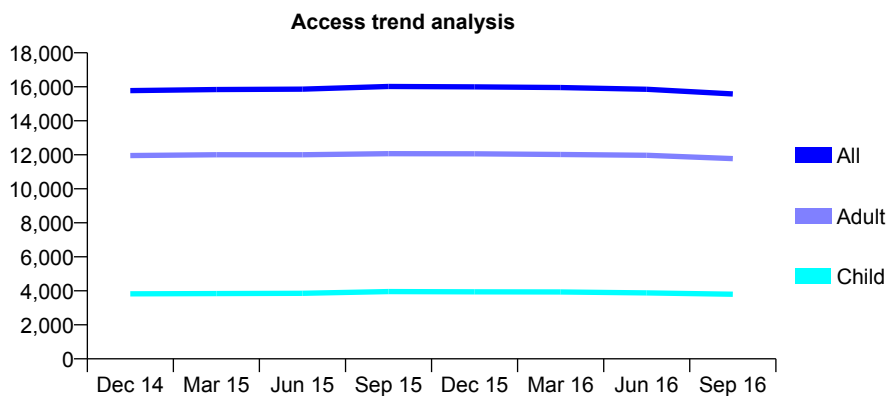
## Q69 - Vital Signs At a Glance Contract Report for 101435/0035 - September 2016

Name or company name	IDH Limited
Contract type name	GDS Contract
Purpose of contract	General
Contract start date	01/04/2006
Contract end date	

16/17 Contracted general activity (UDA)	35,138
Carry forward general activity (UDA)	0
16/17 Contracted orthodontic activity (UOA)	0
Carry forward orthodontic activity (UOA)	0
Baseline contract value	£762,908.91

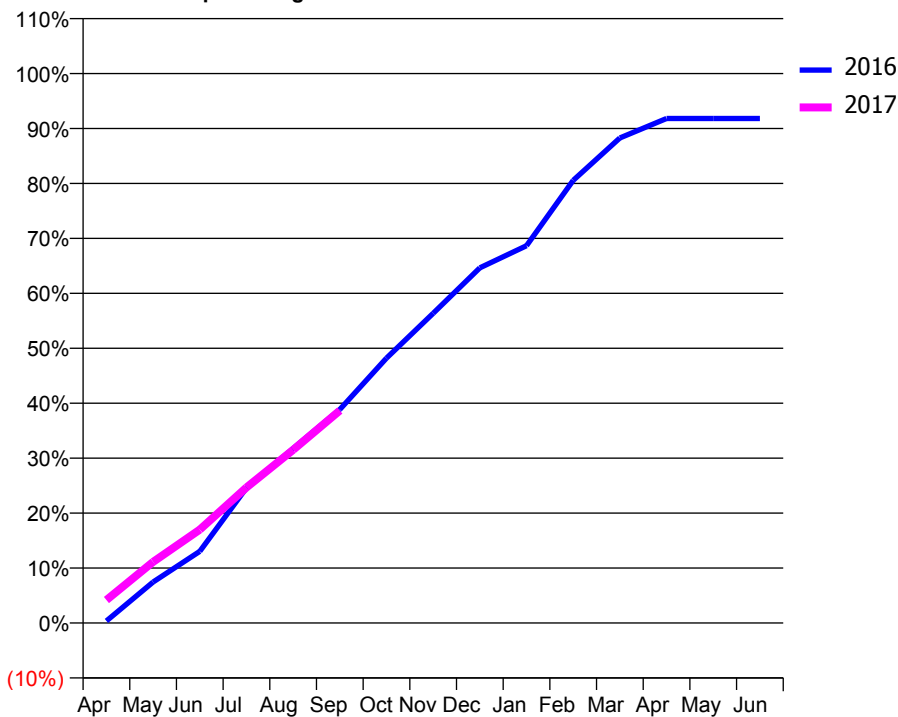
### ACCESS\*

Patients seen in 24 months	Total	Change since previous quarter
Quarter ending September 2015	16,021	
Quarter ending December 2015	15,999	→
Quarter ending March 2016	15,957	→
Quarter ending June 2016	15,851	→
Quarter ending September 2016	15,577	↓
<b>Variance since September 2015</b>	<b>(2.8%)</b>	<b>↓</b>



### ACTIVITY

Cumulative percentage of contracted UDA delivered 2016 & 2017



Month	Adjusted Scheduled Activity (UDA)	
	2016	2017
April	136	1,472
May	2,622	3,910
June	4,584	5,972
July	8,640	8,667
August	11,159	11,069
September	13,656	13,583
October	16,940	
November	19,804	
December	22,710	
January	24,125	
February	28,304	
March	31,019	
April	32,260	
May	32,260	
June	32,258	

### QUALITY

	Quantity	Base Number	Contract	AT	Region	England
% of FP17s for the same patient ID Re-attending within 3 months - Children	81	2,190	3.7%	11.9%	11.8%	12.4%
% of FP17s for the same patient ID Re-attending within 3 months - Adults	416	5,819	7.1%	15.8%	16.6%	16.7%
% of FP17s for the same patient ID Re-attending between 3 & 9 months - Children	1,137	2,190	51.9%	57.1%	60.2%	57.4%
% of FP17s for the same patient ID Re-attending between 3 & 9 months - Adults	2,452	5,819	42.1%	48.6%	52.0%	50.5%
% of FP17s for Band 1 Urgent Courses	392	7,359	5.3%	9.6%	9.4%	9.1%
% of FP17s Relating to Free Repair or Replacements	12	7,359	0.2%	0.7%	0.7%	0.8%
% of FP17s Relating to Continuations	52	7,359	0.7%	0.9%	1.2%	1.3%
% of Patients satisfied with the dentistry they have received	16	16	100.0%	93.3%	93.6%	93.2%
% of Patients satisfied with the time they had to wait for an appointment	13	16	81.3%	89.2%	89.1%	89.0%

\* This is based on patients treated on this contract for their most recent course of treatment. Figures in italics indicate the base number of FP17s or Patient Questionnaire responses are less than 100. N/A is shown where the base number of responses is less than 10 during the period. % is calculated as Quantity/Base number\*100

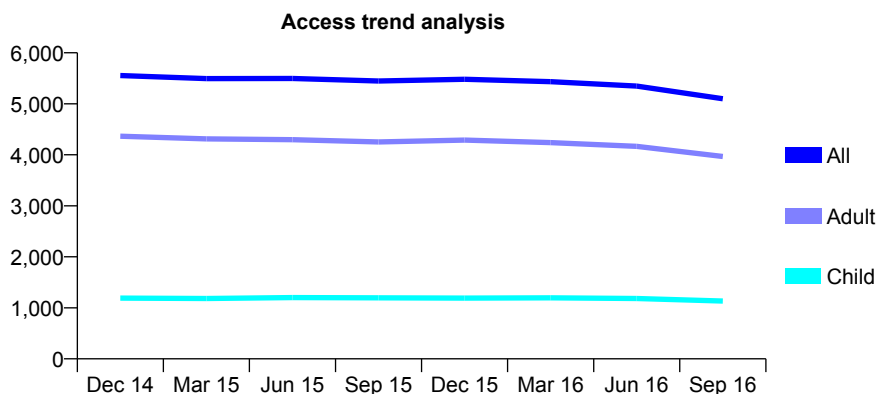
## Q69 - Vital Signs At a Glance Contract Report for 101435/0054 - September 2016

Name or company name	IDH Limited
Contract type name	GDS Contract
Purpose of contract	General
Contract start date	01/12/2006
Contract end date	

16/17 Contracted general activity (UDA)	12,444
Carry forward general activity (UDA)	0
16/17 Contracted orthodontic activity (UOA)	0
Carry forward orthodontic activity (UOA)	0
Baseline contract value	£308,376.69

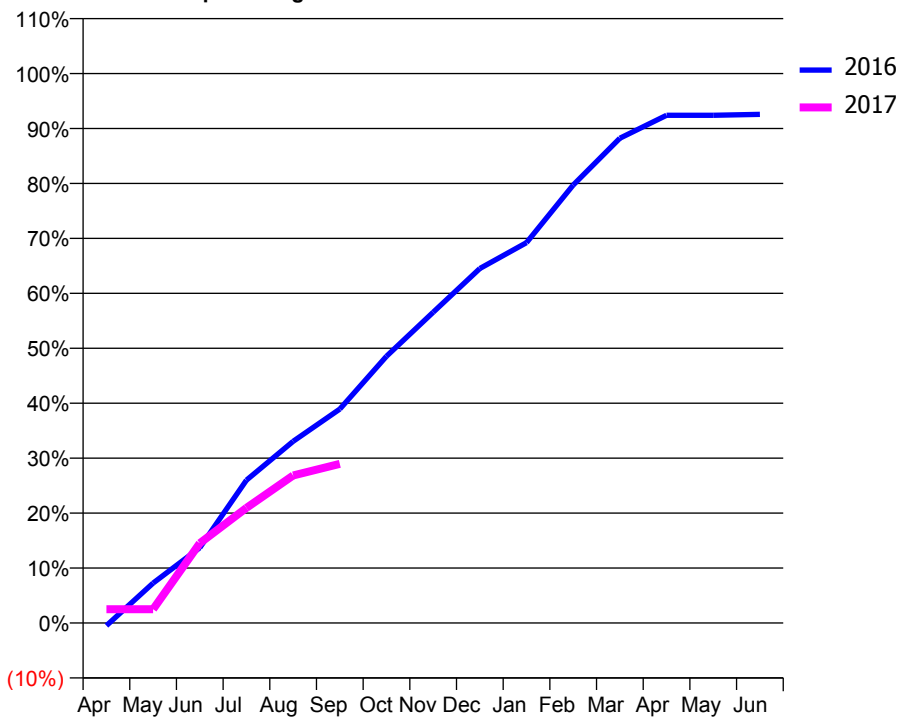
### ACCESS\*

Patients seen in 24 months	Total	Change since previous quarter
Quarter ending September 2015	5,446	
Quarter ending December 2015	5,481	→
Quarter ending March 2016	5,434	→
Quarter ending June 2016	5,349	↓
Quarter ending September 2016	5,100	↓
<b>Variance since September 2015</b>	<b>(6.4%)</b>	<b>↓</b>



### ACTIVITY

Cumulative percentage of contracted UDA delivered 2016 & 2017



Month	Adjusted Scheduled Activity (UDA)	
	2016	2017
April	-65	312
May	945	312
June	1,783	1,807
July	3,383	2,607
August	4,302	3,343
September	5,066	3,603
October	6,314	
November	7,359	
December	8,392	
January	9,007	
February	10,371	
March	11,478	
April	12,020	
May	12,020	
June	12,041	

### QUALITY

	Quantity	Base Number	Contract	AT	Region	England
% of FP17s for the same patient ID Re-attending within 3 months - Children	23	530	4.3%	11.9%	11.8%	12.4%
% of FP17s for the same patient ID Re-attending within 3 months - Adults	184	1,634	11.3%	15.8%	16.6%	16.7%
% of FP17s for the same patient ID Re-attending between 3 & 9 months - Children	287	530	54.2%	57.1%	60.2%	57.4%
% of FP17s for the same patient ID Re-attending between 3 & 9 months - Adults	850	1,634	52.0%	48.6%	52.0%	50.5%
% of FP17s for Band 1 Urgent Courses	117	1,892	6.2%	9.6%	9.4%	9.1%
% of FP17s Relating to Free Repair or Replacements	10	1,892	0.5%	0.7%	0.7%	0.8%
% of FP17s Relating to Continuations	30	1,892	1.6%	0.9%	1.2%	1.3%
% of Patients satisfied with the dentistry they have received	5	5	N/A	93.3%	93.6%	93.2%
% of Patients satisfied with the time they had to wait for an appointment	3	5	N/A	89.2%	89.1%	89.0%

\* This is based on patients treated on this contract for their most recent course of treatment. Figures in italics indicate the base number of FP17s or Patient Questionnaire responses are less than 100. N/A is shown where the base number of responses is less than 10 during the period. % is calculated as Quantity/Base number\*100

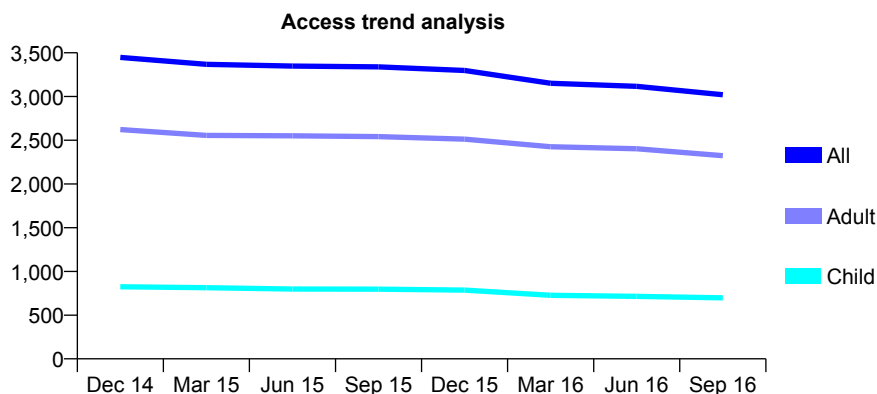
## Q69 - Vital Signs At a Glance Contract Report for 101435/0109 - September 2016

Name or company name	IDH Limited
Contract type name	GDS Contract
Purpose of contract	General
Contract start date	01/07/2008
Contract end date	

16/17 Contracted general activity (UDA)	10,590
Carry forward general activity (UDA)	0
16/17 Contracted orthodontic activity (UOA)	0
Carry forward orthodontic activity (UOA)	0
Baseline contract value	£247,188.13

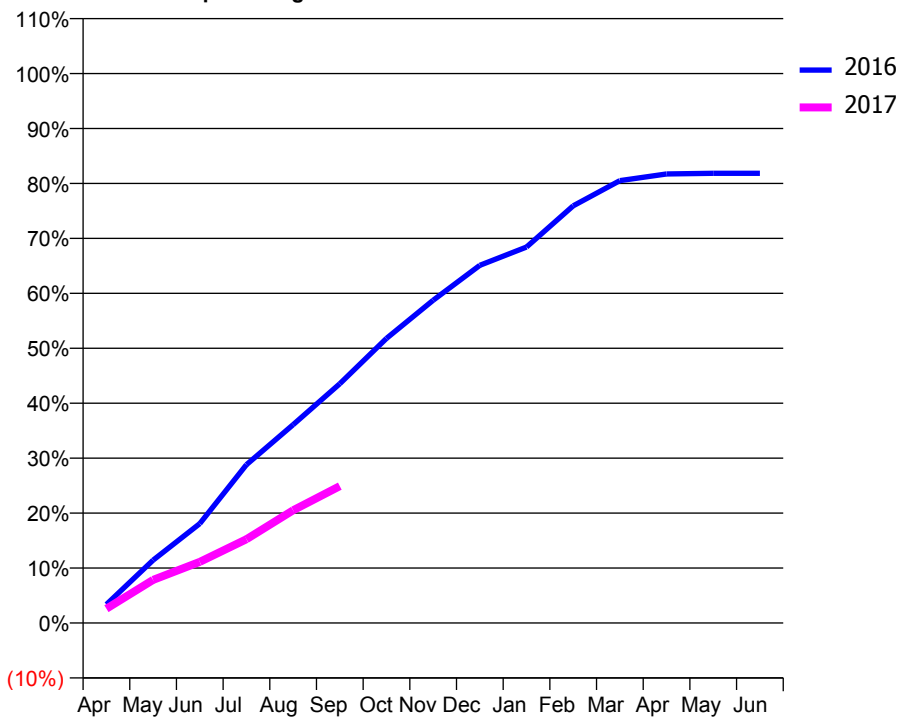
### ACCESS\*

Patients seen in 24 months	Total	Change since previous quarter
Quarter ending September 2015	3,339	
Quarter ending December 2015	3,298	↓
Quarter ending March 2016	3,151	↓
Quarter ending June 2016	3,117	↓
Quarter ending September 2016	3,021	↓
<b>Variance since September 2015</b>	<b>(9.5%)</b>	<b>↓</b>



### ACTIVITY

Cumulative percentage of contracted UDA delivered 2016 & 2017



Adjusted Scheduled Activity (UDA)

Month	2016	2017
April	359	277
May	1,211	832
June	1,917	1,179
July	3,052	1,616
August	3,823	2,173
September	4,612	2,637
October	5,484	
November	6,221	
December	6,893	
January	7,247	
February	8,041	
March	8,525	
April	8,655	
May	8,667	
June	8,667	

### QUALITY

	Quantity	Base Number	Contract	AT	Region	England
% of FP17s for the same patient ID Re-attending within 3 months - Children	14	461	3.0%	11.9%	11.8%	12.4%
% of FP17s for the same patient ID Re-attending within 3 months - Adults	109	1,171	9.3%	15.8%	16.6%	16.7%
% of FP17s for the same patient ID Re-attending between 3 & 9 months - Children	241	461	52.3%	57.1%	60.2%	57.4%
% of FP17s for the same patient ID Re-attending between 3 & 9 months - Adults	548	1,171	46.8%	48.6%	52.0%	50.5%
% of FP17s for Band 1 Urgent Courses	52	1,521	3.4%	9.6%	9.4%	9.1%
% of FP17s Relating to Free Repair or Replacements	7	1,521	0.5%	0.7%	0.7%	0.8%
% of FP17s Relating to Continuations	21	1,521	1.4%	0.9%	1.2%	1.3%
% of Patients satisfied with the dentistry they have received	2	2	N/A	93.3%	93.6%	93.2%
% of Patients satisfied with the time they had to wait for an appointment	2	2	N/A	89.2%	89.1%	89.0%

\* This is based on patients treated on this contract for their most recent course of treatment. Figures in italics indicate the base number of FP17s or Patient Questionnaire responses are less than 100. N/A is shown where the base number of responses is less than 10 during the period. % is calculated as Quantity/Base number\*100

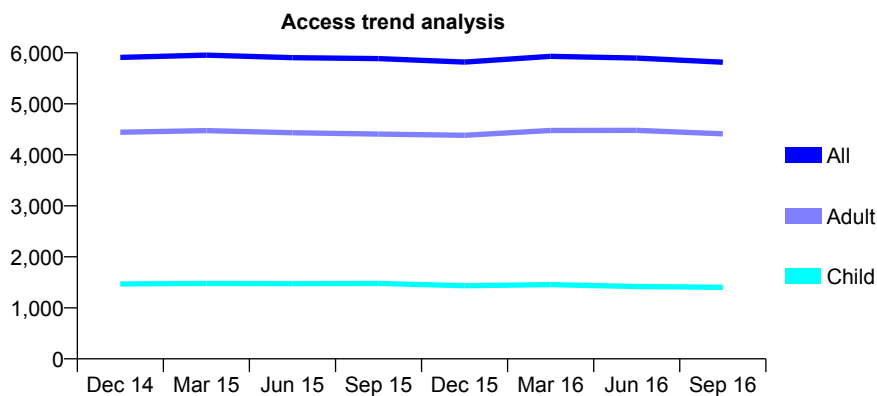
## Q69 - Vital Signs At a Glance Contract Report for 102504/0001 - September 2016

Name or company name	Chess House (UK) Limited
Contract type name	GDS Contract
Purpose of contract	General
Contract start date	01/05/2010
Contract end date	

16/17 Contracted general activity (UDA)	15,018
Carry forward general activity (UDA)	-314
16/17 Contracted orthodontic activity (UOA)	0
Carry forward orthodontic activity (UOA)	0
Baseline contract value	£340,163.55

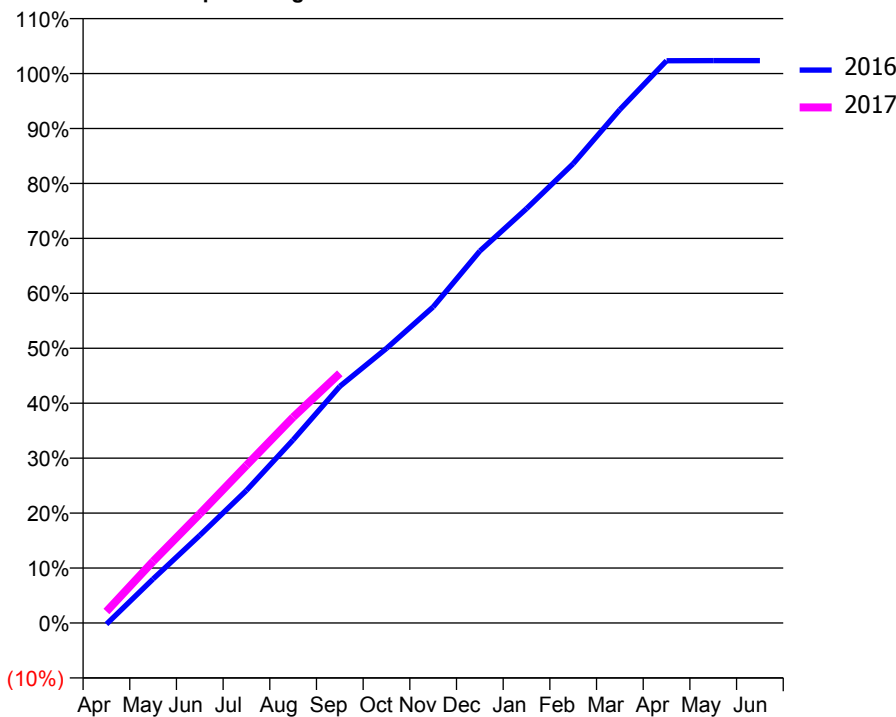
### ACCESS\*

Patients seen in 24 months	Total	Change since previous quarter
Quarter ending September 2015	5,885	
Quarter ending December 2015	5,819	↓
Quarter ending March 2016	5,932	→
Quarter ending June 2016	5,898	→
Quarter ending September 2016	5,816	↓
<b>Variance since September 2015</b>	<b>(1.2%)</b>	<b>↓</b>



### ACTIVITY

Cumulative percentage of contracted UDA delivered 2016 & 2017



Adjusted Scheduled Activity (UDA)

Month	2016	2017
April	-37	314
May	1,261	1,687
June	2,509	2,981
July	3,795	4,311
August	5,239	5,627
September	6,770	6,825
October	7,859	
November	9,045	
December	10,644	
January	11,856	
February	13,143	
March	14,692	
April	16,089	
May	16,092	
June	16,093	

### QUALITY

	Quantity	Base Number	Contract	AT	Region	England
% of FP17s for the same patient ID Re-attending within 3 months - Children	75	962	7.8%	11.9%	11.8%	12.4%
% of FP17s for the same patient ID Re-attending within 3 months - Adults	654	3,321	19.7%	15.8%	16.6%	16.7%
% of FP17s for the same patient ID Re-attending between 3 & 9 months - Children	558	962	58.0%	57.1%	60.2%	57.4%
% of FP17s for the same patient ID Re-attending between 3 & 9 months - Adults	1,815	3,321	54.7%	48.6%	52.0%	50.5%
% of FP17s for Band 1 Urgent Courses	431	3,572	12.1%	9.6%	9.4%	9.1%
% of FP17s Relating to Free Repair or Replacements	30	3,572	0.8%	0.7%	0.7%	0.8%
% of FP17s Relating to Continuations	62	3,572	1.7%	0.9%	1.2%	1.3%
% of Patients satisfied with the dentistry they have received	5	5	N/A	93.3%	93.6%	93.2%
% of Patients satisfied with the time they had to wait for an appointment	5	5	N/A	89.2%	89.1%	89.0%

\* This is based on patients treated on this contract for their most recent course of treatment. Figures in italics indicate the base number of FP17s or Patient Questionnaire responses are less than 100. N/A is shown where the base number of responses is less than 10 during the period. % is calculated as Quantity/Base number\*100

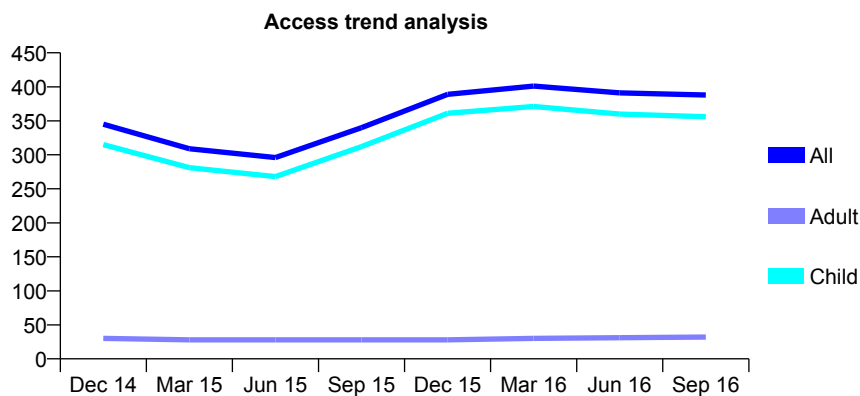
## Q69 - Vital Signs At a Glance Contract Report for 103284/0001 - September 2016

Name or company name	Grove Green Dental Surgery
Contract type name	GDS Contract
Purpose of contract	General
Contract start date	01/07/2011
Contract end date	

16/17 Contracted general activity (UDA)	1,277
Carry forward general activity (UDA)	0
16/17 Contracted orthodontic activity (UOA)	0
Carry forward orthodontic activity (UOA)	0
Baseline contract value	£30,193.82

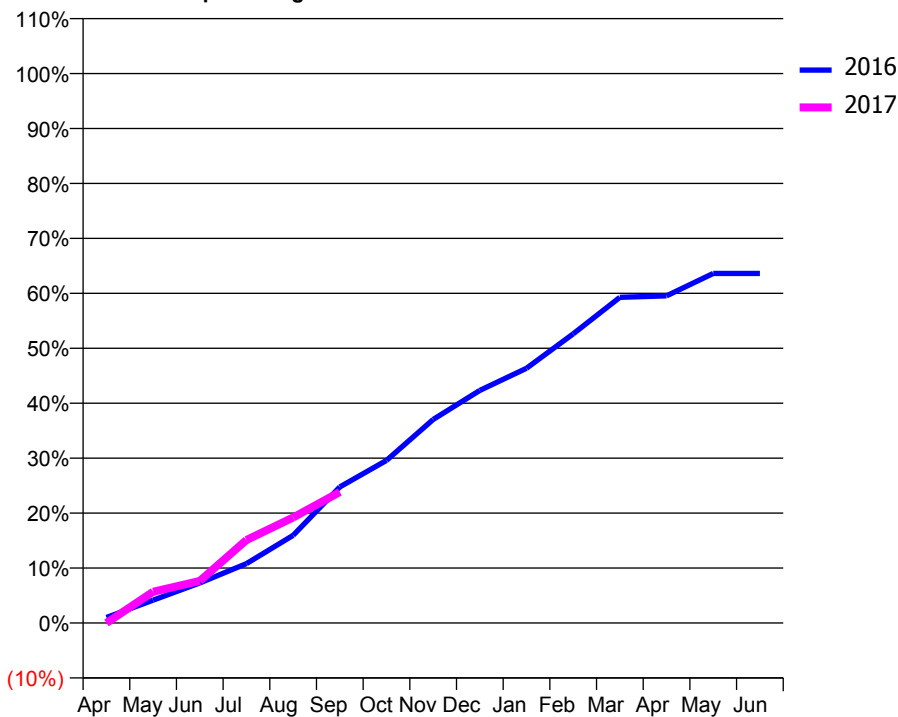
### ACCESS\*

Patients seen in 24 months	Total	Change since previous quarter
Quarter ending September 2015	340	
Quarter ending December 2015	389	↑
Quarter ending March 2016	401	↑
Quarter ending June 2016	391	↓
Quarter ending September 2016	388	→
<b>Variance since September 2015</b>	<b>14.1%</b>	<b>↑</b>



### ACTIVITY

Cumulative percentage of contracted UDA delivered 2016 & 2017



Month	Adjusted Scheduled Activity (UDA)	
	2016	2017
April	13	0
May	53	73
June	93	98
July	138	193
August	204	245
September	316	304
October	378	
November	473	
December	541	
January	592	
February	672	
March	757	
April	760	
May	812	
June	812	

### QUALITY

	Quantity	Base Number	Contract	AT	Region	England
% of FP17s for the same patient ID Re-attending within 3 months - Children	18	263	6.8%	11.9%	11.8%	12.4%
% of FP17s for the same patient ID Re-attending within 3 months - Adults	1	7	14.3%	15.8%	16.6%	16.7%
% of FP17s for the same patient ID Re-attending between 3 & 9 months - Children	145	263	55.1%	57.1%	60.2%	57.4%
% of FP17s for the same patient ID Re-attending between 3 & 9 months - Adults	2	7	28.6%	48.6%	52.0%	50.5%
% of FP17s for Band 1 Urgent Courses	7	227	3.1%	9.6%	9.4%	9.1%
% of FP17s Relating to Free Repair or Replacements	0	227	0.0%	0.7%	0.7%	0.8%
% of FP17s Relating to Continuations	0	227	0.0%	0.9%	1.2%	1.3%
% of Patients satisfied with the dentistry they have received	0	0	N/A	93.3%	93.6%	93.2%
% of Patients satisfied with the time they had to wait for an appointment	0	0	N/A	89.2%	89.1%	89.0%

\* This is based on patients treated on this contract for their most recent course of treatment. Figures in italics indicate the base number of FP17s or Patient Questionnaire responses are less than 100. N/A is shown where the base number of responses is less than 10 during the period. % is calculated as Quantity/Base number\*100

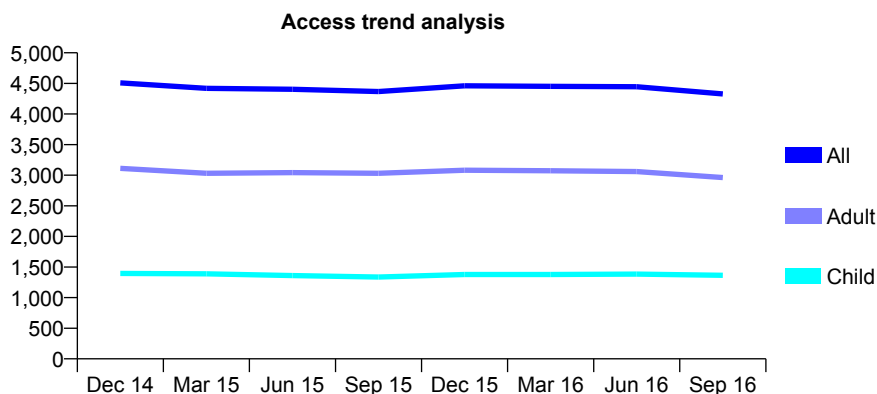
## Q69 - Vital Signs At a Glance Contract Report for 103624/0001 - September 2016

Name or company name	CASTLE HILL DENTAL CARE LTD
Contract type name	GDS Contract
Purpose of contract	General
Contract start date	01/08/2012
Contract end date	

16/17 Contracted general activity (UDA)	8,250
Carry forward general activity (UDA)	0
16/17 Contracted orthodontic activity (UOA)	0
Carry forward orthodontic activity (UOA)	0
Baseline contract value	£194,566.97

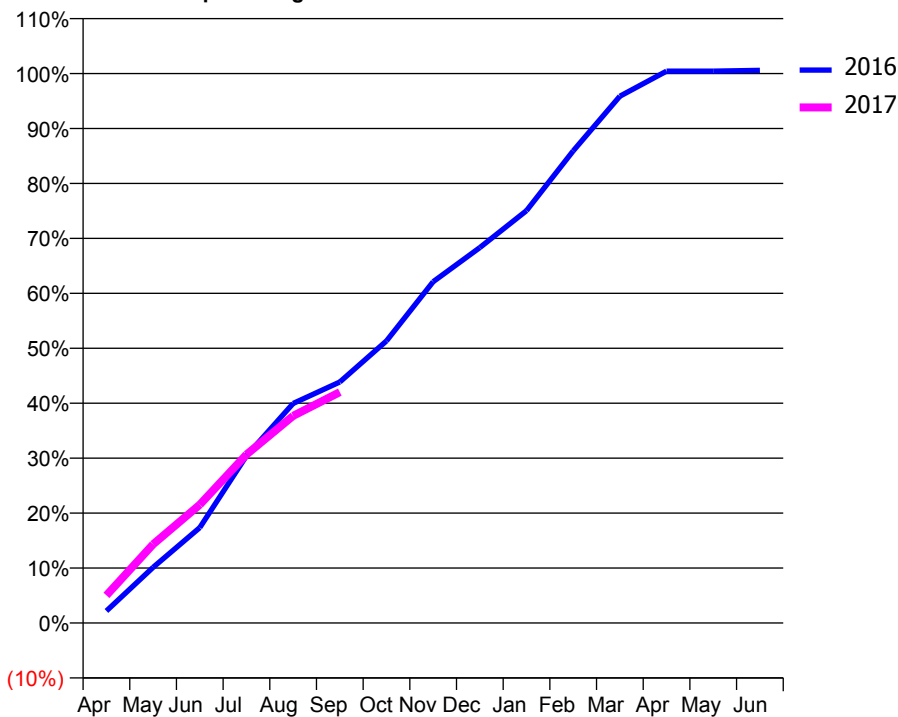
### ACCESS\*

Patients seen in 24 months	Total	Change since previous quarter
Quarter ending September 2015	4,368	
Quarter ending December 2015	4,460	↑
Quarter ending March 2016	4,451	→
Quarter ending June 2016	4,445	→
Quarter ending September 2016	4,328	↓
<b>Variance since September 2015</b>	<b>(0.9%)</b>	→



### ACTIVITY

Cumulative percentage of contracted UDA delivered 2016 & 2017



Adjusted Scheduled Activity (UDA)

Month	2016	2017
April	185	416
May	856	1,183
June	1,467	1,777
July	2,569	2,530
August	3,374	3,109
September	3,704	3,467
October	4,335	
November	5,246	
December	5,770	
January	6,337	
February	7,255	
March	8,096	
April	8,480	
May	8,481	
June	8,492	

### QUALITY

	Quantity	Base Number	Contract	AT	Region	England
% of FP17s for the same patient ID Re-attending within 3 months - Children	59	743	7.9%	11.9%	11.8%	12.4%
% of FP17s for the same patient ID Re-attending within 3 months - Adults	189	1,365	13.8%	15.8%	16.6%	16.7%
% of FP17s for the same patient ID Re-attending between 3 & 9 months - Children	306	743	41.2%	57.1%	60.2%	57.4%
% of FP17s for the same patient ID Re-attending between 3 & 9 months - Adults	446	1,365	32.7%	48.6%	52.0%	50.5%
% of FP17s for Band 1 Urgent Courses	217	1,860	11.7%	9.6%	9.4%	9.1%
% of FP17s Relating to Free Repair or Replacements	13	1,860	0.7%	0.7%	0.7%	0.8%
% of FP17s Relating to Continuations	5	1,860	0.3%	0.9%	1.2%	1.3%
% of Patients satisfied with the dentistry they have received	2	2	N/A	93.3%	93.6%	93.2%
% of Patients satisfied with the time they had to wait for an appointment	2	2	N/A	89.2%	89.1%	89.0%

\* This is based on patients treated on this contract for their most recent course of treatment. Figures in italics indicate the base number of FP17s or Patient Questionnaire responses are less than 100. N/A is shown where the base number of responses is less than 10 during the period. % is calculated as Quantity/Base number\*100

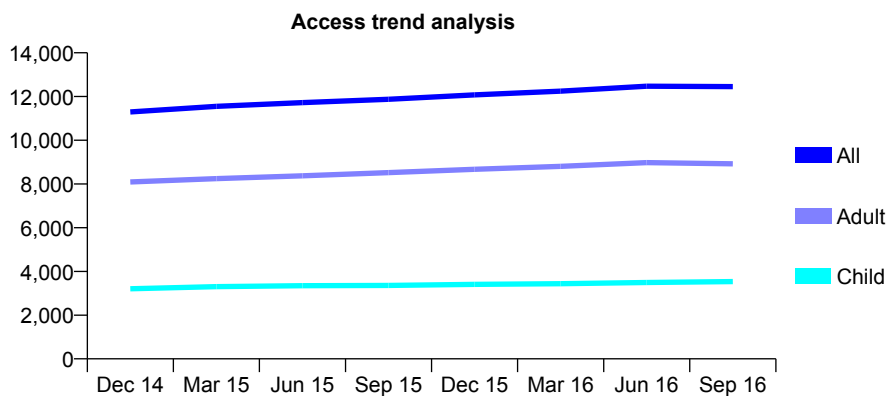
## Q69 - Vital Signs At a Glance Contract Report for 104280/0001 - September 2016

Name or company name	BUSBY HOUSE DENTAL LTD
Contract type name	GDS Contract
Purpose of contract	General
Contract start date	01/10/2010
Contract end date	

16/17 Contracted general activity (UDA)	29,407
Carry forward general activity (UDA)	0
16/17 Contracted orthodontic activity (UOA)	0
Carry forward orthodontic activity (UOA)	0
Baseline contract value	£697,344.19

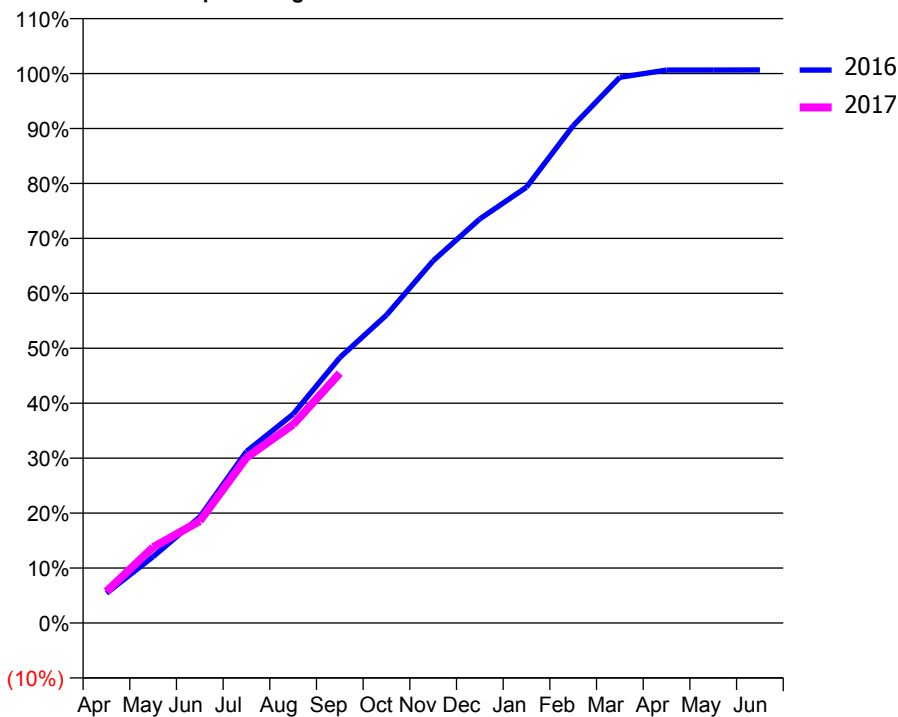
### ACCESS\*

Patients seen in 24 months	Total	Change since previous quarter
Quarter ending September 2015	11,874	
Quarter ending December 2015	12,078	→
Quarter ending March 2016	12,244	→
Quarter ending June 2016	12,471	→
Quarter ending September 2016	12,455	→
<b>Variance since September 2015</b>	<b>4.9%</b>	<b>↑</b>



### ACTIVITY

Cumulative percentage of contracted UDA delivered 2016 & 2017



Month	Adjusted Scheduled Activity (UDA)	
	2016	2017
April	1,670	1,686
May	3,720	4,054
June	5,945	5,456
July	9,611	8,851
August	11,701	10,624
September	14,869	13,370
October	17,255	
November	20,299	
December	22,640	
January	24,423	
February	27,867	
March	30,578	
April	30,981	
May	30,982	
June	30,985	

### QUALITY

	Quantity	Base Number	Contract	AT	Region	England
% of FP17s for the same patient ID Re-attending within 3 months - Children	240	2,793	8.6%	11.9%	11.8%	12.4%
% of FP17s for the same patient ID Re-attending within 3 months - Adults	1,099	5,993	18.3%	15.8%	16.6%	16.7%
% of FP17s for the same patient ID Re-attending between 3 & 9 months - Children	1,709	2,793	61.2%	57.1%	60.2%	57.4%
% of FP17s for the same patient ID Re-attending between 3 & 9 months - Adults	2,988	5,993	49.9%	48.6%	52.0%	50.5%
% of FP17s for Band 1 Urgent Courses	834	7,226	11.5%	9.6%	9.4%	9.1%
% of FP17s Relating to Free Repair or Replacements	34	7,226	0.5%	0.7%	0.7%	0.8%
% of FP17s Relating to Continuations	18	7,226	0.2%	0.9%	1.2%	1.3%
% of Patients satisfied with the dentistry they have received	7	7	N/A	93.3%	93.6%	93.2%
% of Patients satisfied with the time they had to wait for an appointment	7	7	N/A	89.2%	89.1%	89.0%

\* This is based on patients treated on this contract for their most recent course of treatment. Figures in italics indicate the base number of FP17s or Patient Questionnaire responses are less than 100. N/A is shown where the base number of responses is less than 10 during the period. % is calculated as Quantity/Base number\*100



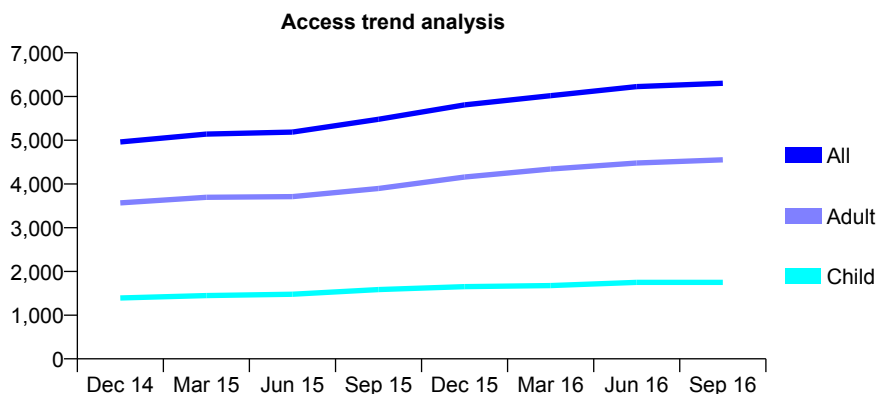
## Q69 - Vital Signs At a Glance Contract Report for 104345/0001 - September 2016

Name or company name	Michael Fahami LTD
Contract type name	GDS Contract
Purpose of contract	General
Contract start date	01/08/2010
Contract end date	

16/17 Contracted general activity (UDA)	14,000
Carry forward general activity (UDA)	0
16/17 Contracted orthodontic activity (UOA)	0
Carry forward orthodontic activity (UOA)	0
Baseline contract value	£338,392.51

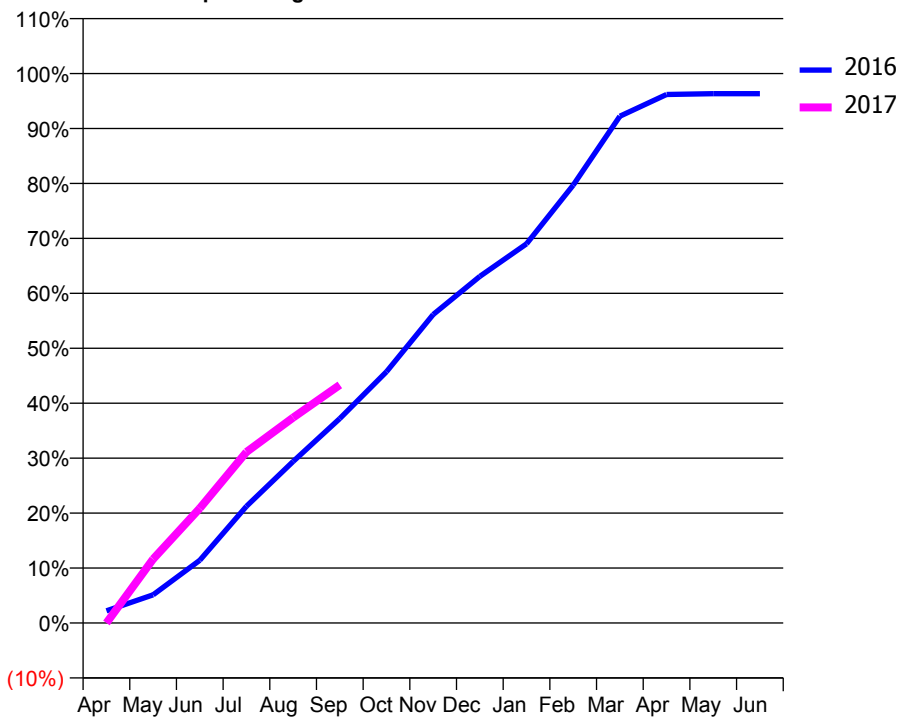
### ACCESS\*

Patients seen in 24 months	Total	Change since previous quarter
Quarter ending September 2015	5,479	
Quarter ending December 2015	5,810	↑
Quarter ending March 2016	6,018	↑
Quarter ending June 2016	6,227	↑
Quarter ending September 2016	6,302	→
<b>Variance since September 2015</b>	<b>15.0%</b>	<b>↑</b>



### ACTIVITY

Cumulative percentage of contracted UDA delivered 2016 & 2017



Month	Adjusted Scheduled Activity (UDA)	
	2016	2017
April	319	0
May	734	1,629
June	1,637	2,925
July	3,045	4,357
August	4,214	5,233
September	5,331	6,067
October	6,554	
November	8,043	
December	9,038	
January	9,888	
February	11,417	
March	13,215	
April	13,781	
May	13,802	
June	13,802	

### QUALITY

	Quantity	Base Number	Contract	AT	Region	England
% of FP17s for the same patient ID Re-attending within 3 months - Children	91	1,255	7.3%	11.9%	11.8%	12.4%
% of FP17s for the same patient ID Re-attending within 3 months - Adults	386	2,937	13.1%	15.8%	16.6%	16.7%
% of FP17s for the same patient ID Re-attending between 3 & 9 months - Children	740	1,255	59.0%	57.1%	60.2%	57.4%
% of FP17s for the same patient ID Re-attending between 3 & 9 months - Adults	1,544	2,937	52.6%	48.6%	52.0%	50.5%
% of FP17s for Band 1 Urgent Courses	276	3,312	8.3%	9.6%	9.4%	9.1%
% of FP17s Relating to Free Repair or Replacements	34	3,312	1.0%	0.7%	0.7%	0.8%
% of FP17s Relating to Continuations	16	3,312	0.5%	0.9%	1.2%	1.3%
% of Patients satisfied with the dentistry they have received	4	5	N/A	93.3%	93.6%	93.2%
% of Patients satisfied with the time they had to wait for an appointment	5	5	N/A	89.2%	89.1%	89.0%

\* This is based on patients treated on this contract for their most recent course of treatment. Figures in italics indicate the base number of FP17s or Patient Questionnaire responses are less than 100. N/A is shown where the base number of responses is less than 10 during the period. % is calculated as Quantity/Base number\*100

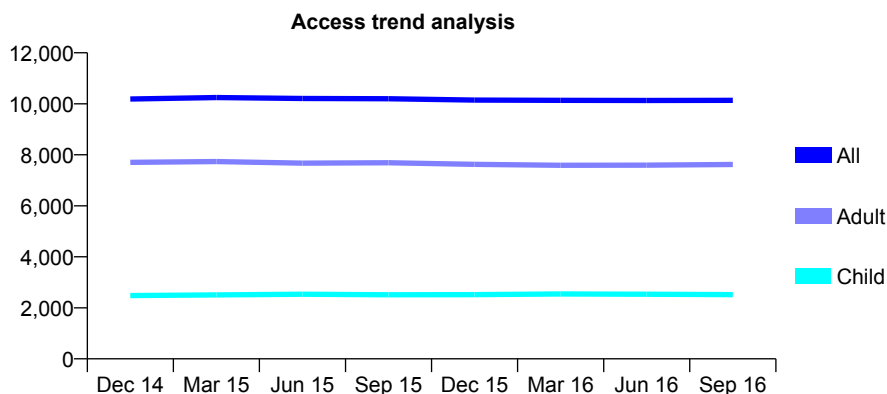
## Q69 - Vital Signs At a Glance Contract Report for 105961/0001 - September 2016

Name or company name	Roundshill Dental Practice
Contract type name	GDS Contract
Purpose of contract	General
Contract start date	01/04/2006
Contract end date	

16/17 Contracted general activity (UDA)	22,935
Carry forward general activity (UDA)	0
16/17 Contracted orthodontic activity (UOA)	0
Carry forward orthodontic activity (UOA)	0
Baseline contract value	£579,677.10

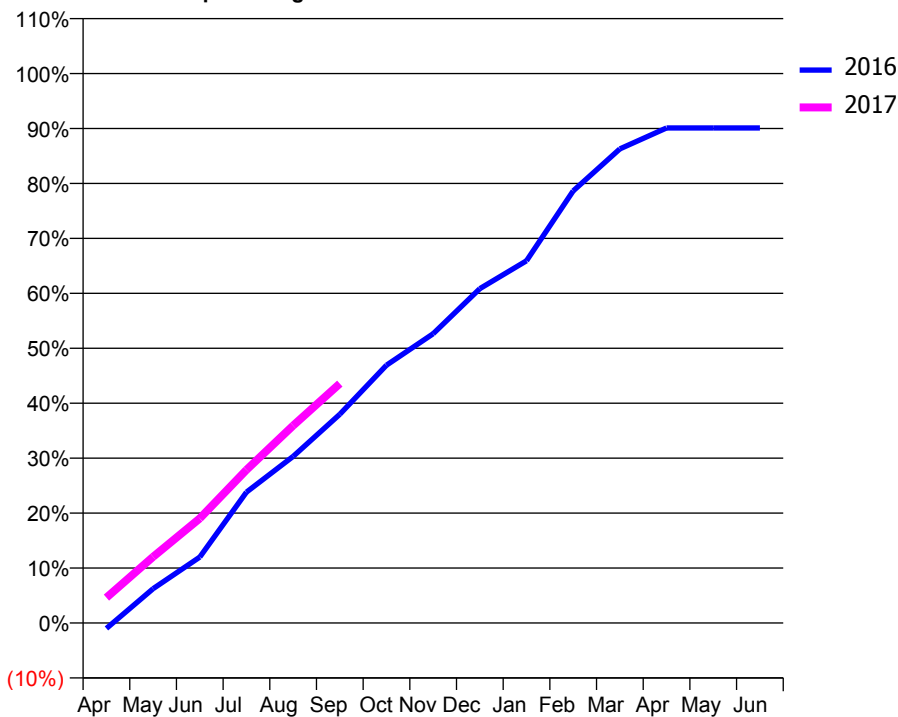
### ACCESS\*

Patients seen in 24 months	Total	Change since previous quarter
Quarter ending September 2015	10,200	
Quarter ending December 2015	10,148	→
Quarter ending March 2016	10,136	→
Quarter ending June 2016	10,132	→
Quarter ending September 2016	10,138	→
<b>Variance since September 2015</b>	<b>(0.6%)</b>	→



### ACTIVITY

Cumulative percentage of contracted UDA delivered 2016 & 2017



### QUALITY

	Quantity	Base Number	Contract	AT	Region	England
% of FP17s for the same patient ID Re-attending within 3 months - Children	81	1,541	5.3%	11.9%	11.8%	12.4%
% of FP17s for the same patient ID Re-attending within 3 months - Adults	758	4,646	16.3%	15.8%	16.6%	16.7%
% of FP17s for the same patient ID Re-attending between 3 & 9 months - Children	777	1,541	50.4%	57.1%	60.2%	57.4%
% of FP17s for the same patient ID Re-attending between 3 & 9 months - Adults	1,847	4,646	39.8%	48.6%	52.0%	50.5%
% of FP17s for Band 1 Urgent Courses	577	5,695	10.1%	9.6%	9.4%	9.1%
% of FP17s Relating to Free Repair or Replacements	49	5,695	0.9%	0.7%	0.7%	0.8%
% of FP17s Relating to Continuations	82	5,695	1.4%	0.9%	1.2%	1.3%
% of Patients satisfied with the dentistry they have received	18	19	94.7%	93.3%	93.6%	93.2%
% of Patients satisfied with the time they had to wait for an appointment	19	19	100.0%	89.2%	89.1%	89.0%

\* This is based on patients treated on this contract for their most recent course of treatment. Figures in italics indicate the base number of FP17s or Patient Questionnaire responses are less than 100. N/A is shown where the base number of responses is less than 10 during the period. % is calculated as Quantity/Base number\*100

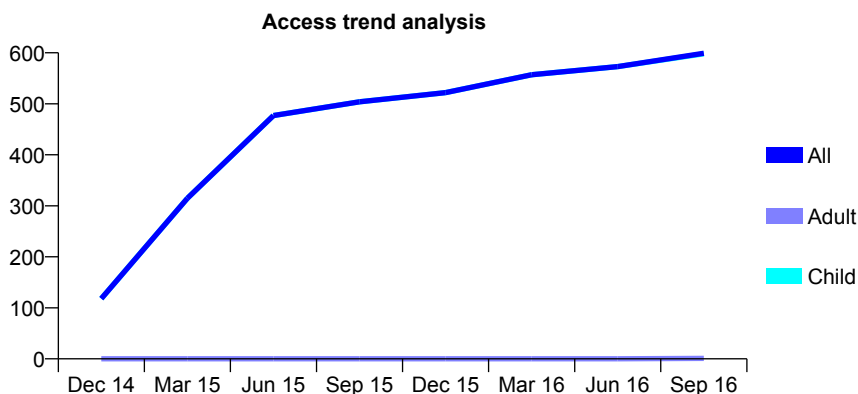
## Q69 - Vital Signs At a Glance Contract Report for 108715/0001 - September 2016

Name or company name	Williams and Sanghera Dental Practice
Contract type name	GDS Contract
Purpose of contract	General
Contract start date	01/11/2014
Contract end date	

16/17 Contracted general activity (UDA)	1,500
Carry forward general activity (UDA)	0
16/17 Contracted orthodontic activity (UOA)	0
Carry forward orthodontic activity (UOA)	0
Baseline contract value	£26,994.60

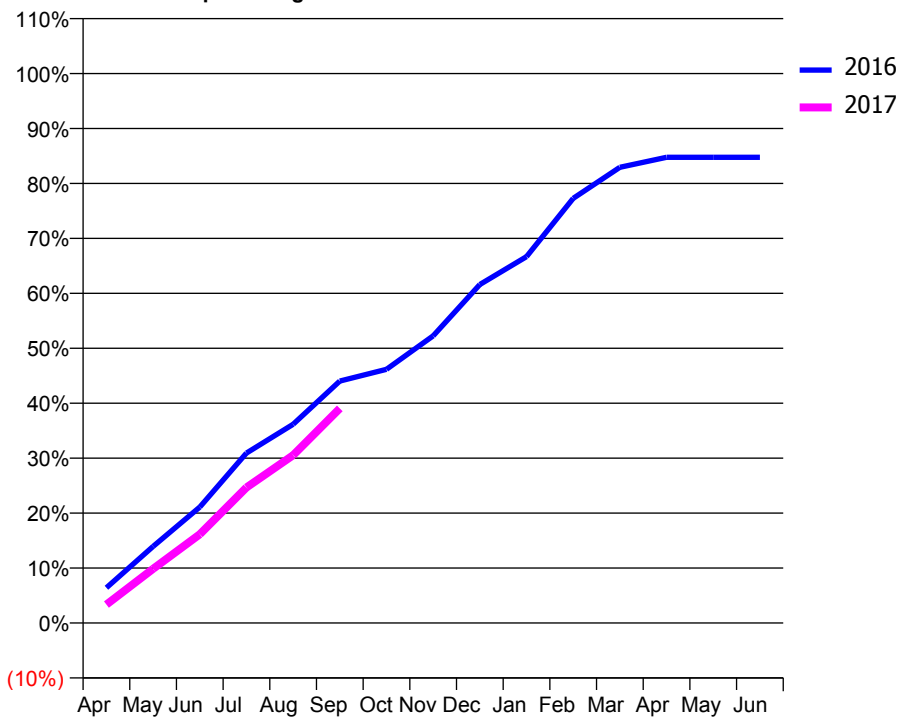
### ACCESS\*

Patients seen in 24 months	Total	Change since previous quarter
Quarter ending September 2015	504	
Quarter ending December 2015	522	↑
Quarter ending March 2016	557	↑
Quarter ending June 2016	573	↑
Quarter ending September 2016	599	↑
<b>Variance since September 2015</b>	<b>18.8%</b>	<b>↑</b>



### ACTIVITY

Cumulative percentage of contracted UDA delivered 2016 & 2017



Month	Adjusted Scheduled Activity (UDA)	
	2016	2017
April	96	50
May	209	148
June	316	242
July	464	370
August	542	458
September	661	586
October	693	
November	784	
December	924	
January	1,000	
February	1,159	
March	1,244	
April	1,271	
May	1,271	
June	1,271	

### QUALITY

	Quantity	Base Number	Contract	AT	Region	England
% of FP17s for the same patient ID Re-attending within 3 months - Children	25	469	5.3%	11.9%	11.8%	12.4%
% of FP17s for the same patient ID Re-attending within 3 months - Adults	0	0	N/A	15.8%	16.6%	16.7%
% of FP17s for the same patient ID Re-attending between 3 & 9 months - Children	333	469	71.0%	57.1%	60.2%	57.4%
% of FP17s for the same patient ID Re-attending between 3 & 9 months - Adults	0	0	N/A	48.6%	52.0%	50.5%
% of FP17s for Band 1 Urgent Courses	14	447	3.1%	9.6%	9.4%	9.1%
% of FP17s Relating to Free Repair or Replacements	1	447	0.2%	0.7%	0.7%	0.8%
% of FP17s Relating to Continuations	0	447	0.0%	0.9%	1.2%	1.3%
% of Patients satisfied with the dentistry they have received	1	1	N/A	93.3%	93.6%	93.2%
% of Patients satisfied with the time they had to wait for an appointment	1	1	N/A	89.2%	89.1%	89.0%

\* This is based on patients treated on this contract for their most recent course of treatment. Figures in italics indicate the base number of FP17s or Patient Questionnaire responses are less than 100. N/A is shown where the base number of responses is less than 10 during the period. % is calculated as Quantity/Base number\*100

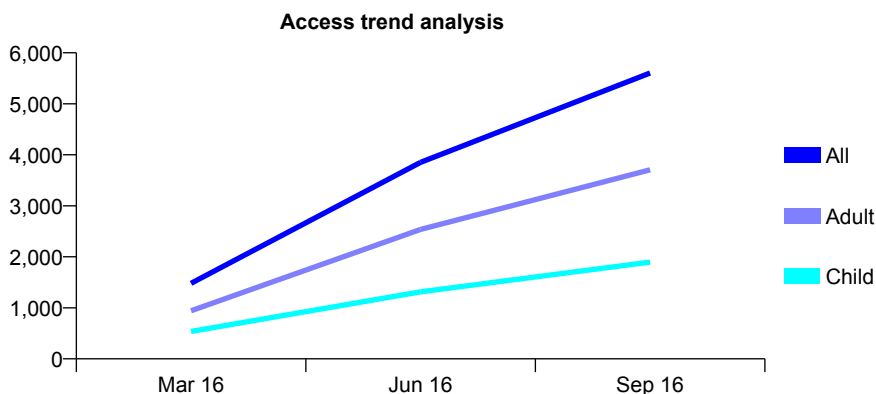
## Q69 - Vital Signs At a Glance Contract Report for 111945/0001 - September 2016

Name or company name	Gloucester House Dental Practice
Contract type name	GDS Contract
Purpose of contract	General
Contract start date	12/02/2016
Contract end date	

16/17 Contracted general activity (UDA)	19,387
Carry forward general activity (UDA)	0
16/17 Contracted orthodontic activity (UOA)	0
Carry forward orthodontic activity (UOA)	0
Baseline contract value	£560,610.23

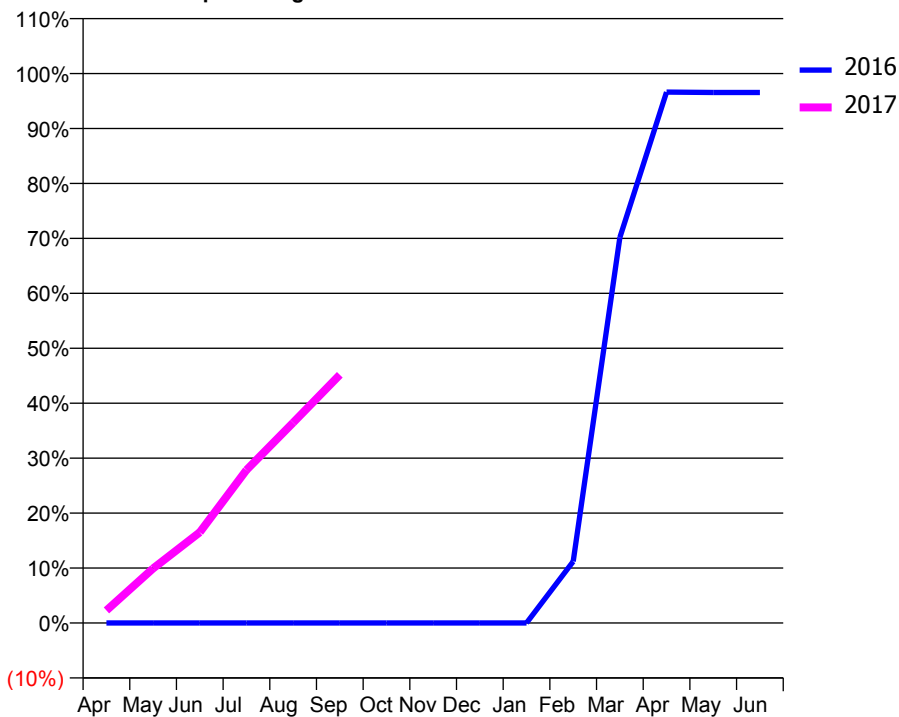
### ACCESS\*

Patients seen in 24 months	Total	Change since previous quarter
Quarter ending September 2015	0	
Quarter ending December 2015	0	
Quarter ending March 2016	1,481	
Quarter ending June 2016	3,851	↑
Quarter ending September 2016	5,604	↑
<b>Variance since September 2015</b>	N/A	



### ACTIVITY

Cumulative percentage of contracted UDA delivered 2016 & 2017



Month	Adjusted Scheduled Activity (UDA)	
	2016	2017
April	0	445
May	0	1,926
June	0	3,203
July	0	5,397
August	0	7,067
September	0	8,757
October	0	
November	0	
December	0	
January	0	
February	293	
March	1,837	
April	2,529	
May	2,528	
June	2,528	

### QUALITY

	Quantity	Base Number	Contract	AT	Region	England
% of FP17s for the same patient ID Re-attending within 3 months - Children	116	1,943	6.0%	11.9%	11.8%	12.4%
% of FP17s for the same patient ID Re-attending within 3 months - Adults	484	3,932	12.3%	15.8%	16.6%	16.7%
% of FP17s for the same patient ID Re-attending between 3 & 9 months - Children	285	1,943	14.7%	57.1%	60.2%	57.4%
% of FP17s for the same patient ID Re-attending between 3 & 9 months - Adults	428	3,932	10.9%	48.6%	52.0%	50.5%
% of FP17s for Band 1 Urgent Courses	308	5,375	5.7%	9.6%	9.4%	9.1%
% of FP17s Relating to Free Repair or Replacements	61	5,375	1.1%	0.7%	0.7%	0.8%
% of FP17s Relating to Continuations	24	5,375	0.4%	0.9%	1.2%	1.3%
% of Patients satisfied with the dentistry they have received	0	0	N/A	93.3%	93.6%	93.2%
% of Patients satisfied with the time they had to wait for an appointment	0	0	N/A	89.2%	89.1%	89.0%

\* This is based on patients treated on this contract for their most recent course of treatment. Figures in italics indicate the base number of FP17s or Patient Questionnaire responses are less than 100. N/A is shown where the base number of responses is less than 10 during the period. % is calculated as Quantity/Base number\*100

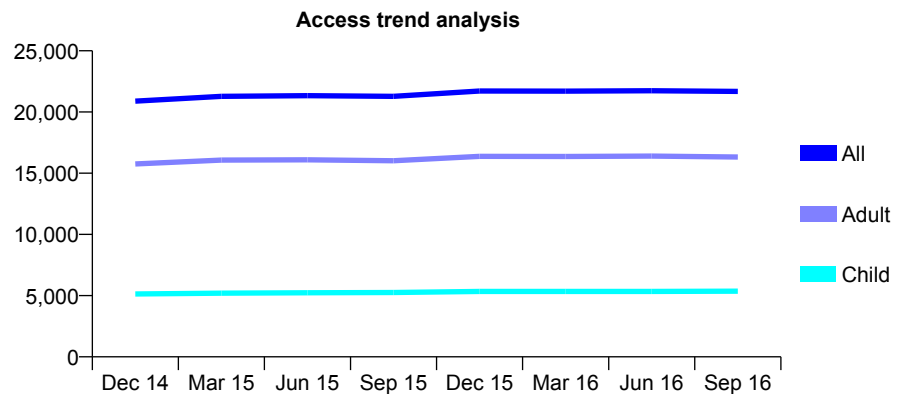
## Q69 - Vital Signs At a Glance Contract Report for 111988/0001 - September 2016

Name or company name	OXFORD DENTAL CARE LTD
Contract type name	GDS Contract
Purpose of contract	General
Contract start date	01/04/2009
Contract end date	

16/17 Contracted general activity (UDA)	56,758
Carry forward general activity (UDA)	0
16/17 Contracted orthodontic activity (UOA)	0
Carry forward orthodontic activity (UOA)	0
Baseline contract value	£1,446,545.09

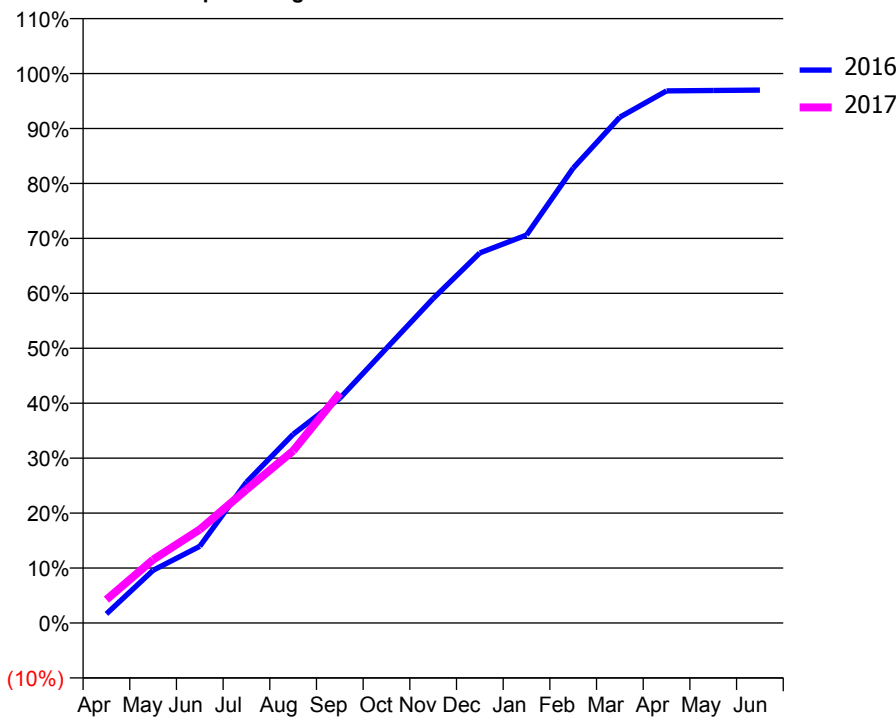
### ACCESS\*

Patients seen in 24 months	Total	Change since previous quarter
Quarter ending September 2015	21,275	
Quarter ending December 2015	21,719	↑
Quarter ending March 2016	21,704	→
Quarter ending June 2016	21,742	→
Quarter ending September 2016	21,683	→
<b>Variance since September 2015</b>	<b>1.9%</b>	<b>→</b>



### ACTIVITY

Cumulative percentage of contracted UDA delivered 2016 & 2017



### QUALITY

	Quantity	Base Number	Contract	AT	Region	England
% of FP17s for the same patient ID Re-attending within 3 months - Children	412	4,003	10.3%	11.9%	11.8%	12.4%
% of FP17s for the same patient ID Re-attending within 3 months - Adults	2,181	10,930	20.0%	15.8%	16.6%	16.7%
% of FP17s for the same patient ID Re-attending between 3 & 9 months - Children	2,048	4,003	51.2%	57.1%	60.2%	57.4%
% of FP17s for the same patient ID Re-attending between 3 & 9 months - Adults	4,890	10,930	44.7%	48.6%	52.0%	50.5%
% of FP17s for Band 1 Urgent Courses	1,597	12,552	12.7%	9.6%	9.4%	9.1%
% of FP17s Relating to Free Repair or Replacements	170	12,552	1.4%	0.7%	0.7%	0.8%
% of FP17s Relating to Continuations	103	12,552	0.8%	0.9%	1.2%	1.3%
% of Patients satisfied with the dentistry they have received	15	17	88.2%	93.3%	93.6%	93.2%
% of Patients satisfied with the time they had to wait for an appointment	15	17	88.2%	89.2%	89.1%	89.0%

\* This is based on patients treated on this contract for their most recent course of treatment. Figures in italics indicate the base number of FP17s or Patient Questionnaire responses are less than 100. N/A is shown where the base number of responses is less than 10 during the period. % is calculated as Quantity/Base number\*100

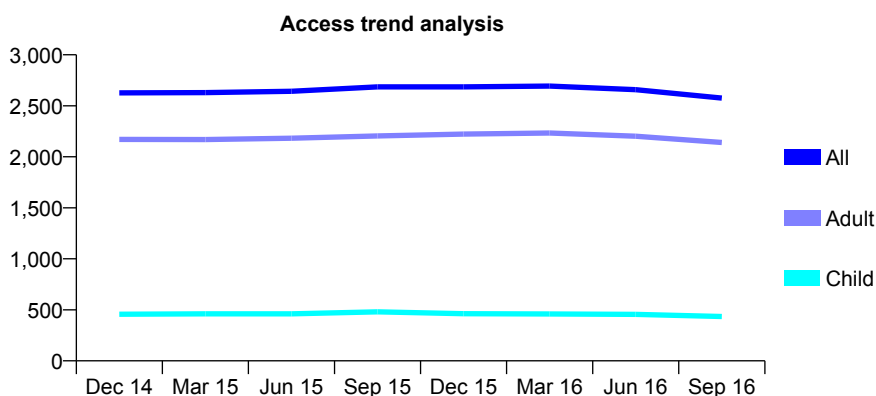
## Q69 - Vital Signs At a Glance Contract Report for 113735/0001 - September 2016

Name or company name	E. Leondaki Ltd
Contract type name	GDS Contract
Purpose of contract	General
Contract start date	01/04/2009
Contract end date	

16/17 Contracted general activity (UDA)	8,160
Carry forward general activity (UDA)	-93
16/17 Contracted orthodontic activity (UOA)	0
Carry forward orthodontic activity (UOA)	0
Baseline contract value	£201,547.60

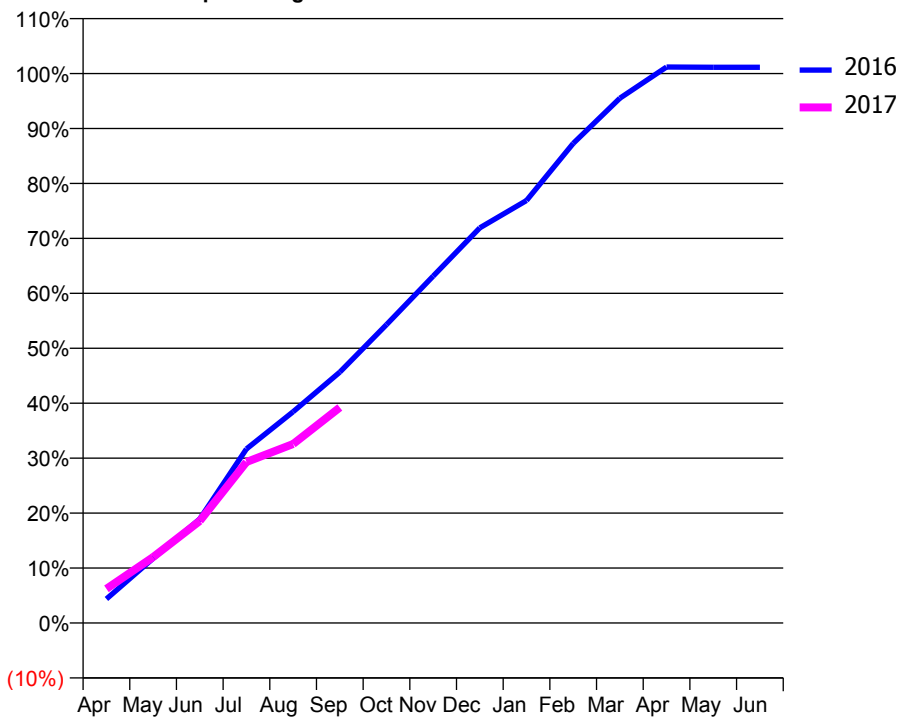
### ACCESS\*

Patients seen in 24 months	Total	Change since previous quarter
Quarter ending September 2015	2,685	
Quarter ending December 2015	2,685	→
Quarter ending March 2016	2,693	→
Quarter ending June 2016	2,658	↓
Quarter ending September 2016	2,576	↓
<b>Variance since September 2015</b>	<b>(4.1%)</b>	<b>↓</b>



### ACTIVITY

Cumulative percentage of contracted UDA delivered 2016 & 2017



Month	Adjusted Scheduled Activity (UDA)	
	2016	2017
April	358	507
May	960	978
June	1,545	1,516
July	2,585	2,390
August	3,138	2,658
September	3,725	3,201
October	4,430	
November	5,151	
December	5,868	
January	6,275	
February	7,122	
March	7,792	
April	8,256	
May	8,253	
June	8,253	

### QUALITY

	Quantity	Base Number	Contract	AT	Region	England
% of FP17s for the same patient ID Re-attending within 3 months - Children	20	333	6.0%	11.9%	11.8%	12.4%
% of FP17s for the same patient ID Re-attending within 3 months - Adults	179	1,577	11.4%	15.8%	16.6%	16.7%
% of FP17s for the same patient ID Re-attending between 3 & 9 months - Children	219	333	65.8%	57.1%	60.2%	57.4%
% of FP17s for the same patient ID Re-attending between 3 & 9 months - Adults	1,043	1,577	66.1%	48.6%	52.0%	50.5%
% of FP17s for Band 1 Urgent Courses	85	1,741	4.9%	9.6%	9.4%	9.1%
% of FP17s Relating to Free Repair or Replacements	13	1,741	0.7%	0.7%	0.7%	0.8%
% of FP17s Relating to Continuations	9	1,741	0.5%	0.9%	1.2%	1.3%
% of Patients satisfied with the dentistry they have received	5	5	N/A	93.3%	93.6%	93.2%
% of Patients satisfied with the time they had to wait for an appointment	5	5	N/A	89.2%	89.1%	89.0%

\* This is based on patients treated on this contract for their most recent course of treatment. Figures in italics indicate the base number of FP17s or Patient Questionnaire responses are less than 100. N/A is shown where the base number of responses is less than 10 during the period. % is calculated as Quantity/Base number\*100

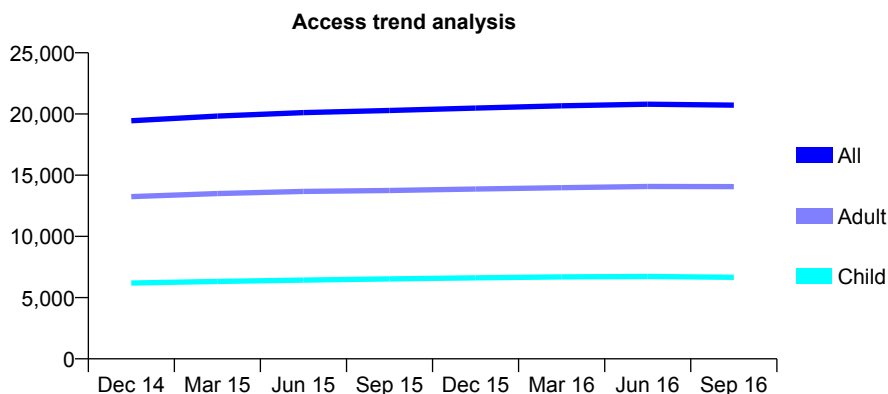
## Q69 - Vital Signs At a Glance Contract Report for 113913/0001 - September 2016

Name or company name	Eastgate Dental Centre LTD
Contract type name	GDS Contract
Purpose of contract	General
Contract start date	01/11/2012
Contract end date	

16/17 Contracted general activity (UDA)	41,155
Carry forward general activity (UDA)	-85
16/17 Contracted orthodontic activity (UOA)	0
Carry forward orthodontic activity (UOA)	0
Baseline contract value	£1,039,983.97

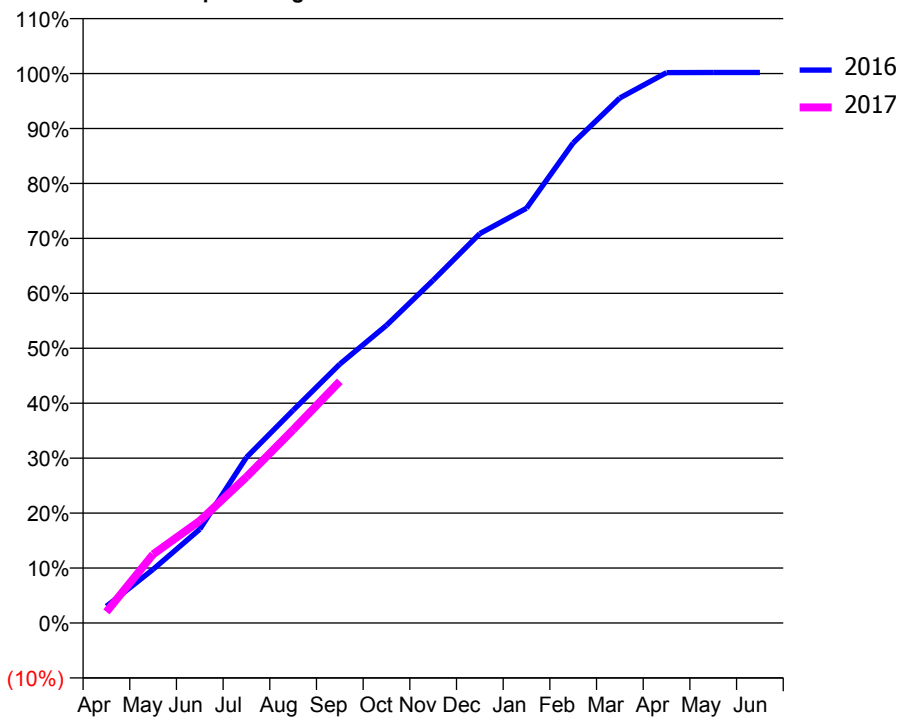
### ACCESS\*

Patients seen in 24 months	Total	Change since previous quarter
Quarter ending September 2015	20,286	
Quarter ending December 2015	20,488	→
Quarter ending March 2016	20,673	→
Quarter ending June 2016	20,806	→
Quarter ending September 2016	20,729	→
<b>Variance since September 2015</b>	2.2%	↑



### ACTIVITY

Cumulative percentage of contracted UDA delivered 2016 & 2017



Month	Adjusted Scheduled Activity (UDA)	
	2016	2017
April	1,310	832
May	4,204	5,144
June	7,354	7,654
July	12,991	10,941
August	16,688	14,477
September	20,303	18,098
October	23,340	
November	26,882	
December	30,533	
January	32,522	
February	37,649	
March	41,168	
April	43,159	
May	43,170	
June	43,174	

### QUALITY

	Quantity	Base Number	Contract	AT	Region	England
% of FP17s for the same patient ID Re-attending within 3 months - Children	374	4,855	7.7%	11.9%	11.8%	12.4%
% of FP17s for the same patient ID Re-attending within 3 months - Adults	1,212	8,710	13.9%	15.8%	16.6%	16.7%
% of FP17s for the same patient ID Re-attending between 3 & 9 months - Children	2,926	4,855	60.3%	57.1%	60.2%	57.4%
% of FP17s for the same patient ID Re-attending between 3 & 9 months - Adults	4,482	8,710	51.5%	48.6%	52.0%	50.5%
% of FP17s for Band 1 Urgent Courses	1,465	11,387	12.9%	9.6%	9.4%	9.1%
% of FP17s Relating to Free Repair or Replacements	47	11,387	0.4%	0.7%	0.7%	0.8%
% of FP17s Relating to Continuations	4	11,387	0.0%	0.9%	1.2%	1.3%
% of Patients satisfied with the dentistry they have received	14	14	100.0%	93.3%	93.6%	93.2%
% of Patients satisfied with the time they had to wait for an appointment	13	14	92.9%	89.2%	89.1%	89.0%

\* This is based on patients treated on this contract for their most recent course of treatment. Figures in italics indicate the base number of FP17s or Patient Questionnaire responses are less than 100. N/A is shown where the base number of responses is less than 10 during the period. % is calculated as Quantity/Base number\*100



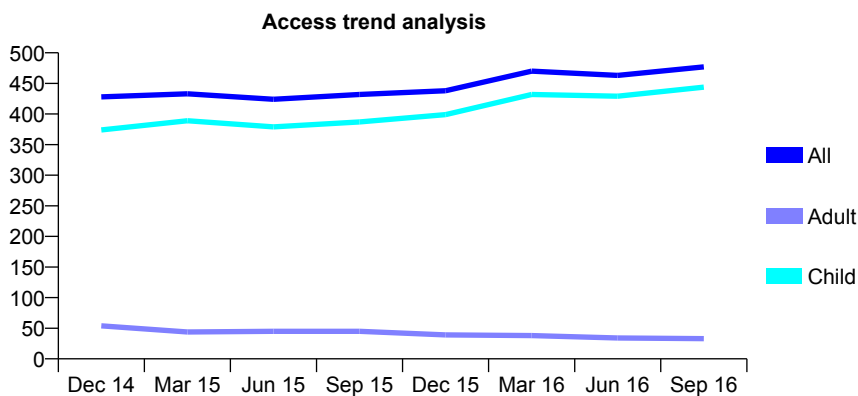
## Q69 - Vital Signs At a Glance Contract Report for 114502/0001 - September 2016

Name or company name	Oakthorpe Dental
Contract type name	GDS Contract
Purpose of contract	General
Contract start date	01/04/2012
Contract end date	

16/17 Contracted general activity (UDA)	556
Carry forward general activity (UDA)	0
16/17 Contracted orthodontic activity (UOA)	0
Carry forward orthodontic activity (UOA)	0
Baseline contract value	£15,016.95

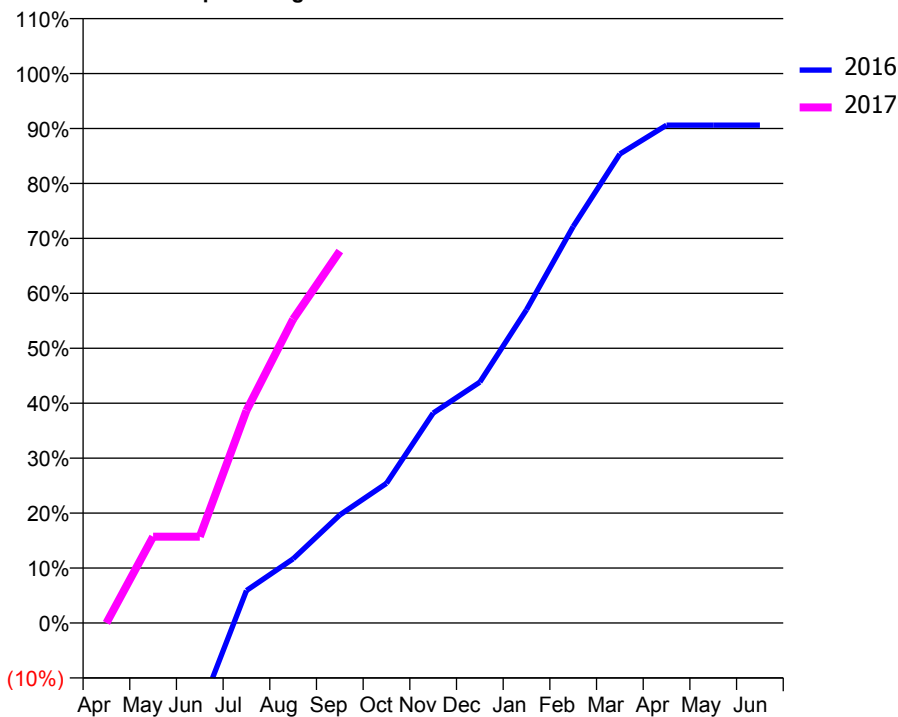
### ACCESS\*

Patients seen in 24 months	Total	Change since previous quarter
Quarter ending September 2015	432	
Quarter ending December 2015	438	→
Quarter ending March 2016	470	↑
Quarter ending June 2016	463	↓
Quarter ending September 2016	477	↑
<b>Variance since September 2015</b>	<b>10.4%</b>	<b>↑</b>



### ACTIVITY

Cumulative percentage of contracted UDA delivered 2016 & 2017



Month	Adjusted Scheduled Activity (UDA)	
	2016	2017
April	-127	0
May	-118	87
June	-89	87
July	33	215
August	65	307
September	109	376
October	141	
November	212	
December	244	
January	317	
February	401	
March	475	
April	504	
May	504	
June	504	

### QUALITY

	Quantity	Base Number	Contract	AT	Region	England
% of FP17s for the same patient ID Re-attending within 3 months - Children	30	325	9.2%	11.9%	11.8%	12.4%
% of FP17s for the same patient ID Re-attending within 3 months - Adults	0	2	0.0%	15.8%	16.6%	16.7%
% of FP17s for the same patient ID Re-attending between 3 & 9 months - Children	124	325	38.2%	57.1%	60.2%	57.4%
% of FP17s for the same patient ID Re-attending between 3 & 9 months - Adults	0	2	0.0%	48.6%	52.0%	50.5%
% of FP17s for Band 1 Urgent Courses	12	304	3.9%	9.6%	9.4%	9.1%
% of FP17s Relating to Free Repair or Replacements	0	304	0.0%	0.7%	0.7%	0.8%
% of FP17s Relating to Continuations	8	304	2.6%	0.9%	1.2%	1.3%
% of Patients satisfied with the dentistry they have received	0	0	N/A	93.3%	93.6%	93.2%
% of Patients satisfied with the time they had to wait for an appointment	0	0	N/A	89.2%	89.1%	89.0%

\* This is based on patients treated on this contract for their most recent course of treatment. Figures in italics indicate the base number of FP17s or Patient Questionnaire responses are less than 100. N/A is shown where the base number of responses is less than 10 during the period. % is calculated as Quantity/Base number\*100

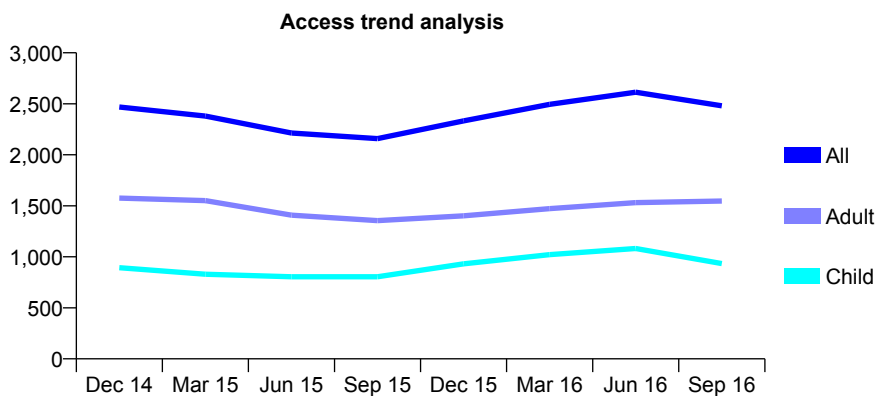
## Q69 - Vital Signs At a Glance Contract Report for 114790/0001 - September 2016

Name or company name	GENTLE DENTAL CARE 4U LTD
Contract type name	GDS Contract
Purpose of contract	General
Contract start date	01/12/2012
Contract end date	

16/17 Contracted general activity (UDA)	4,889
Carry forward general activity (UDA)	0
16/17 Contracted orthodontic activity (UOA)	0
Carry forward orthodontic activity (UOA)	0
Baseline contract value	£129,844.47

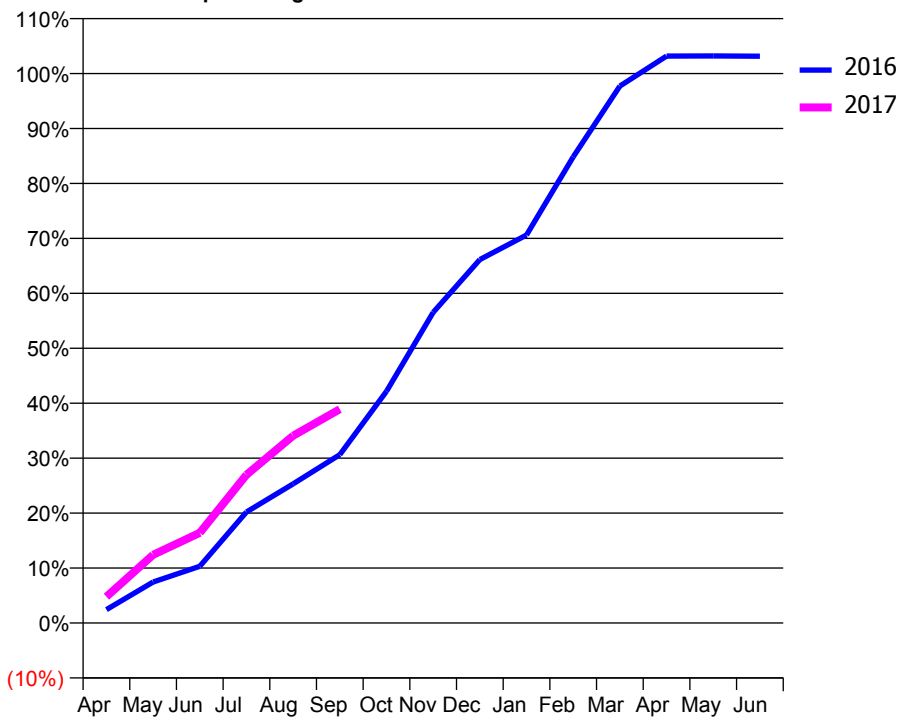
### ACCESS\*

Patients seen in 24 months	Total	Change since previous quarter
Quarter ending September 2015	2,159	
Quarter ending December 2015	2,333	↑
Quarter ending March 2016	2,495	↑
Quarter ending June 2016	2,614	↑
Quarter ending September 2016	2,481	↓
<b>Variance since September 2015</b>	<b>14.9%</b>	<b>↑</b>



### ACTIVITY

Cumulative percentage of contracted UDA delivered 2016 & 2017



Adjusted Scheduled Activity (UDA)

Month	2016	2017
April	122	235
May	374	607
June	517	802
July	1,013	1,318
August	1,270	1,666
September	1,536	1,903
October	2,114	
November	2,834	
December	3,317	
January	3,540	
February	4,253	
March	4,899	
April	5,173	
May	5,175	
June	5,172	

### QUALITY

	Quantity	Base Number	Contract	AT	Region	England
% of FP17s for the same patient ID Re-attending within 3 months - Children	73	803	9.1%	11.9%	11.8%	12.4%
% of FP17s for the same patient ID Re-attending within 3 months - Adults	187	1,101	17.0%	15.8%	16.6%	16.7%
% of FP17s for the same patient ID Re-attending between 3 & 9 months - Children	453	803	56.4%	57.1%	60.2%	57.4%
% of FP17s for the same patient ID Re-attending between 3 & 9 months - Adults	476	1,101	43.2%	48.6%	52.0%	50.5%
% of FP17s for Band 1 Urgent Courses	63	1,042	6.0%	9.6%	9.4%	9.1%
% of FP17s Relating to Free Repair or Replacements	4	1,042	0.4%	0.7%	0.7%	0.8%
% of FP17s Relating to Continuations	11	1,042	1.1%	0.9%	1.2%	1.3%
% of Patients satisfied with the dentistry they have received	1	1	N/A	93.3%	93.6%	93.2%
% of Patients satisfied with the time they had to wait for an appointment	0	1	N/A	89.2%	89.1%	89.0%

\* This is based on patients treated on this contract for their most recent course of treatment. Figures in italics indicate the base number of FP17s or Patient Questionnaire responses are less than 100. N/A is shown where the base number of responses is less than 10 during the period. % is calculated as Quantity/Base number\*100

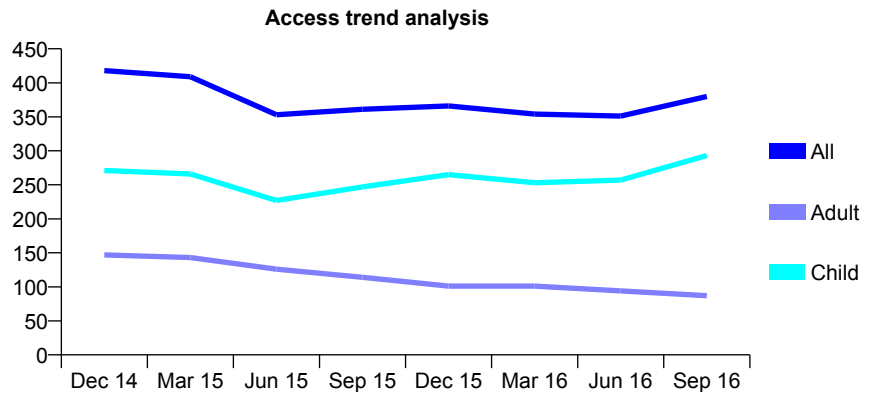
## Q69 - Vital Signs At a Glance Contract Report for 115452/0001 - September 2016

Name or company name	Eynsham Dental Care
Contract type name	GDS Contract
Purpose of contract	General
Contract start date	01/09/2012
Contract end date	

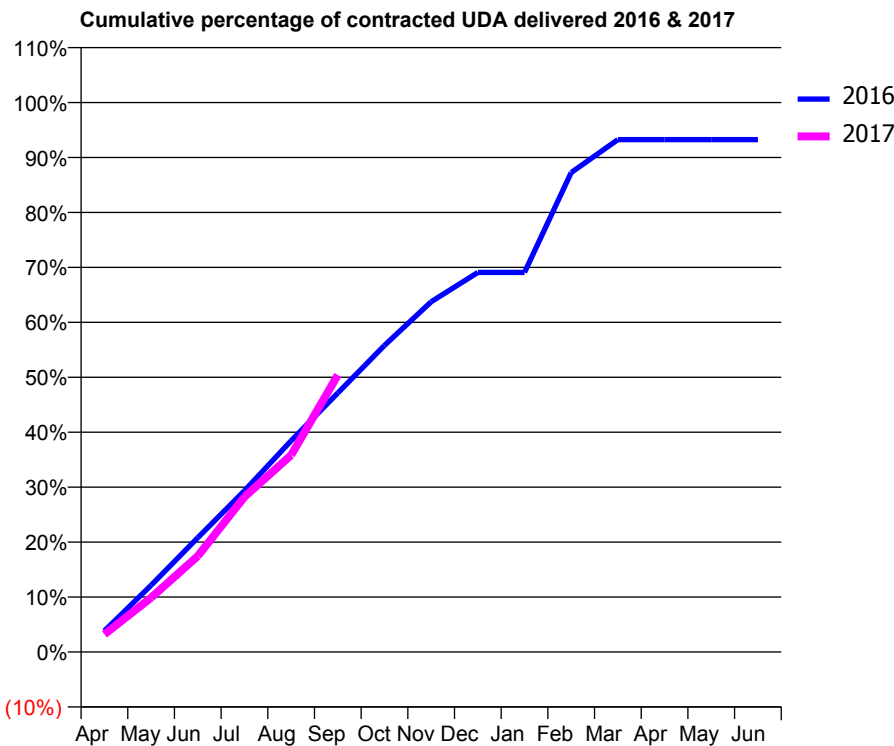
16/17 Contracted general activity (UDA)	870
Carry forward general activity (UDA)	0
16/17 Contracted orthodontic activity (UOA)	0
Carry forward orthodontic activity (UOA)	0
Baseline contract value	£20,482.36

### ACCESS\*

Patients seen in 24 months	Total	Change since previous quarter
Quarter ending September 2015	361	
Quarter ending December 2015	366	→
Quarter ending March 2016	354	↓
Quarter ending June 2016	351	→
Quarter ending September 2016	380	↑
<b>Variance since September 2015</b>	<b>5.3%</b>	<b>↑</b>



### ACTIVITY



Month	Adjusted Scheduled Activity (UDA)	
	2016	2017
April	33	28
May	106	86
June	181	152
July	255	246
August	335	312
September	410	439
October	485	
November	555	
December	601	
January	601	
February	759	
March	811	
April	811	
May	811	
June	811	

### QUALITY

	Quantity	Base Number	Contract	AT	Region	England
% of FP17s for the same patient ID Re-attending within 3 months - Children	17	264	6.4%	11.9%	11.8%	12.4%
% of FP17s for the same patient ID Re-attending within 3 months - Adults	4	47	8.5%	15.8%	16.6%	16.7%
% of FP17s for the same patient ID Re-attending between 3 & 9 months - Children	137	264	51.9%	57.1%	60.2%	57.4%
% of FP17s for the same patient ID Re-attending between 3 & 9 months - Adults	20	47	42.6%	48.6%	52.0%	50.5%
% of FP17s for Band 1 Urgent Courses	8	311	2.6%	9.6%	9.4%	9.1%
% of FP17s Relating to Free Repair or Replacements	0	311	0.0%	0.7%	0.7%	0.8%
% of FP17s Relating to Continuations	0	311	0.0%	0.9%	1.2%	1.3%
% of Patients satisfied with the dentistry they have received	1	1	N/A	93.3%	93.6%	93.2%
% of Patients satisfied with the time they had to wait for an appointment	1	1	N/A	89.2%	89.1%	89.0%

\* This is based on patients treated on this contract for their most recent course of treatment. Figures in italics indicate the base number of FP17s or Patient Questionnaire responses are less than 100. N/A is shown where the base number of responses is less than 10 during the period. % is calculated as Quantity/Base number\*100

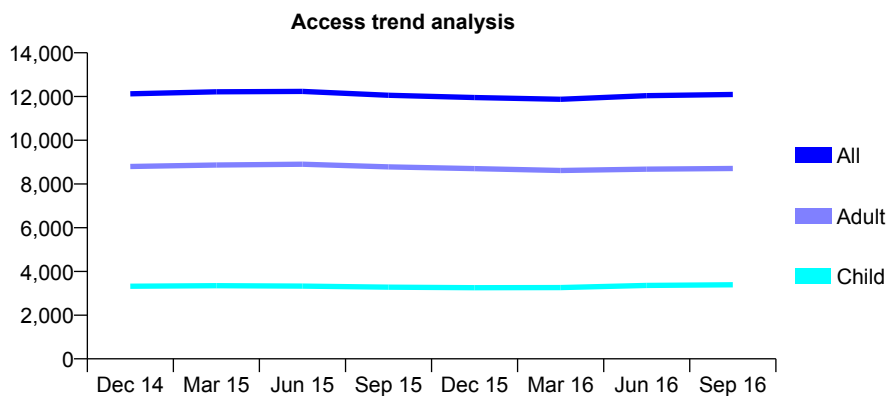
## Q69 - Vital Signs At a Glance Contract Report for 115622/0001 - September 2016

Name or company name	Greytown Dental Practice
Contract type name	GDS Contract
Purpose of contract	General
Contract start date	01/04/2006
Contract end date	

16/17 Contracted general activity (UDA)	35,605
Carry forward general activity (UDA)	0
16/17 Contracted orthodontic activity (UOA)	0
Carry forward orthodontic activity (UOA)	0
Baseline contract value	£856,484.21

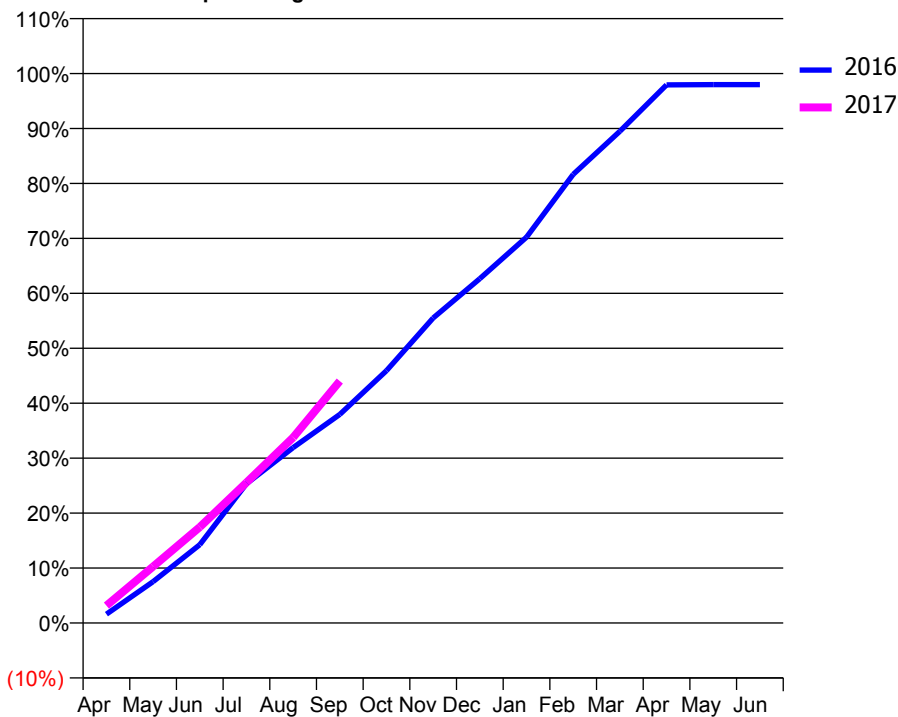
### ACCESS\*

Patients seen in 24 months	Total	Change since previous quarter
Quarter ending September 2015	12,059	
Quarter ending December 2015	11,954	→
Quarter ending March 2016	11,874	→
Quarter ending June 2016	12,036	→
Quarter ending September 2016	12,095	→
<b>Variance since September 2015</b>	<b>0.3%</b>	<b>→</b>



### ACTIVITY

Cumulative percentage of contracted UDA delivered 2016 & 2017



Month	Adjusted Scheduled Activity (UDA)	
	2016	2017
April	572	1,130
May	2,685	3,659
June	5,076	6,216
July	9,023	9,106
August	11,368	12,022
September	13,515	15,675
October	16,351	
November	19,762	
December	22,316	
January	24,999	
February	29,073	
March	31,860	
April	34,869	
May	34,882	
June	34,889	

### QUALITY

	Quantity	Base Number	Contract	AT	Region	England
% of FP17s for the same patient ID Re-attending within 3 months - Children	208	3,161	6.6%	11.9%	11.8%	12.4%
% of FP17s for the same patient ID Re-attending within 3 months - Adults	904	7,300	12.4%	15.8%	16.6%	16.7%
% of FP17s for the same patient ID Re-attending between 3 & 9 months - Children	2,087	3,161	66.0%	57.1%	60.2%	57.4%
% of FP17s for the same patient ID Re-attending between 3 & 9 months - Adults	4,557	7,300	62.4%	48.6%	52.0%	50.5%
% of FP17s for Band 1 Urgent Courses	562	8,389	6.7%	9.6%	9.4%	9.1%
% of FP17s Relating to Free Repair or Replacements	73	8,389	0.9%	0.7%	0.7%	0.8%
% of FP17s Relating to Continuations	9	8,389	0.1%	0.9%	1.2%	1.3%
% of Patients satisfied with the dentistry they have received	15	16	93.8%	93.3%	93.6%	93.2%
% of Patients satisfied with the time they had to wait for an appointment	16	16	100.0%	89.2%	89.1%	89.0%

\* This is based on patients treated on this contract for their most recent course of treatment. Figures in italics indicate the base number of FP17s or Patient Questionnaire responses are less than 100. N/A is shown where the base number of responses is less than 10 during the period. % is calculated as Quantity/Base number\*100

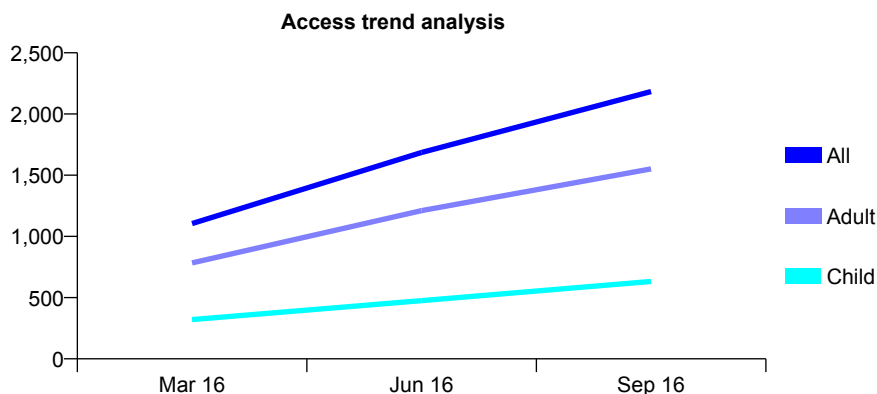
## Q69 - Vital Signs At a Glance Contract Report for 116157/0001 - September 2016

Name or company name	Dental Surgery
Contract type name	GDS Contract
Purpose of contract	General
Contract start date	01/12/2015
Contract end date	

16/17 Contracted general activity (UDA)	4,879
Carry forward general activity (UDA)	-97
16/17 Contracted orthodontic activity (UOA)	0
Carry forward orthodontic activity (UOA)	0
Baseline contract value	£124,779.27

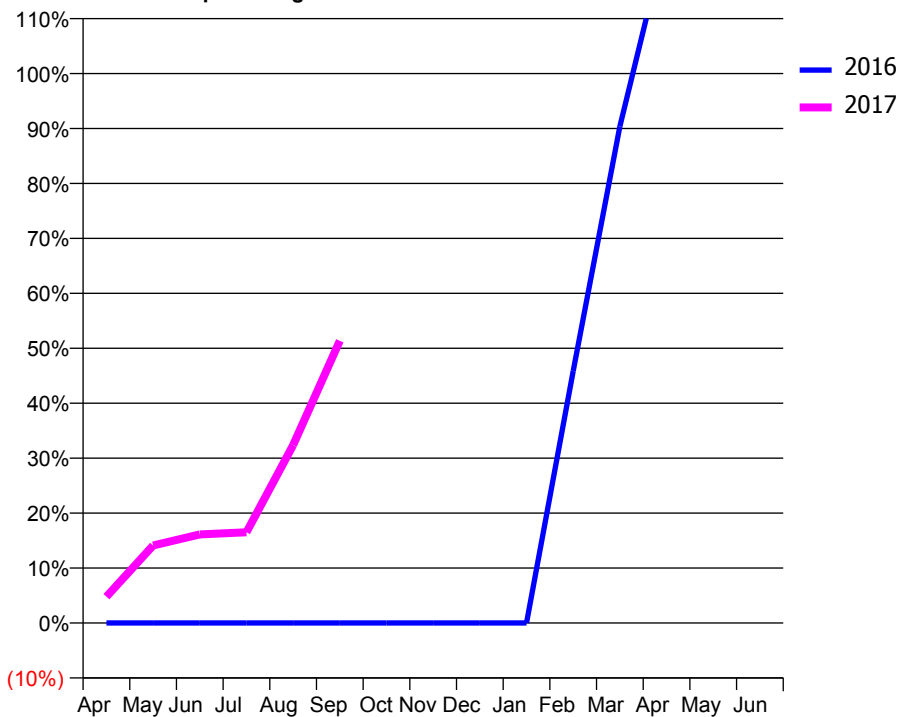
### ACCESS\*

Patients seen in 24 months	Total	Change since previous quarter
Quarter ending September 2015	0	
Quarter ending December 2015	0	
Quarter ending March 2016	1,105	
Quarter ending June 2016	1,686	↑
Quarter ending September 2016	2,184	↑
<b>Variance since September 2015</b>	N/A	



### ACTIVITY

Cumulative percentage of contracted UDA delivered 2016 & 2017



Month	Adjusted Scheduled Activity (UDA)	
	2016	2017
April	0	234
May	0	689
June	0	786
July	0	805
August	0	1,580
September	0	2,506
October	0	
November	0	
December	0	
January	0	
February	745	
March	1,470	
April	2,031	
May	2,138	
June	2,151	

### QUALITY

	Quantity	Base Number	Contract	AT	Region	England
% of FP17s for the same patient ID Re-attending within 3 months - Children	27	536	5.0%	11.9%	11.8%	12.4%
% of FP17s for the same patient ID Re-attending within 3 months - Adults	151	1,387	10.9%	15.8%	16.6%	16.7%
% of FP17s for the same patient ID Re-attending between 3 & 9 months - Children	97	536	18.1%	57.1%	60.2%	57.4%
% of FP17s for the same patient ID Re-attending between 3 & 9 months - Adults	339	1,387	24.4%	48.6%	52.0%	50.5%
% of FP17s for Band 1 Urgent Courses	85	1,506	5.6%	9.6%	9.4%	9.1%
% of FP17s Relating to Free Repair or Replacements	11	1,506	0.7%	0.7%	0.7%	0.8%
% of FP17s Relating to Continuations	9	1,506	0.6%	0.9%	1.2%	1.3%
% of Patients satisfied with the dentistry they have received	2	3	N/A	93.3%	93.6%	93.2%
% of Patients satisfied with the time they had to wait for an appointment	2	3	N/A	89.2%	89.1%	89.0%

\* This is based on patients treated on this contract for their most recent course of treatment. Figures in italics indicate the base number of FP17s or Patient Questionnaire responses are less than 100. N/A is shown where the base number of responses is less than 10 during the period. % is calculated as Quantity/Base number\*100

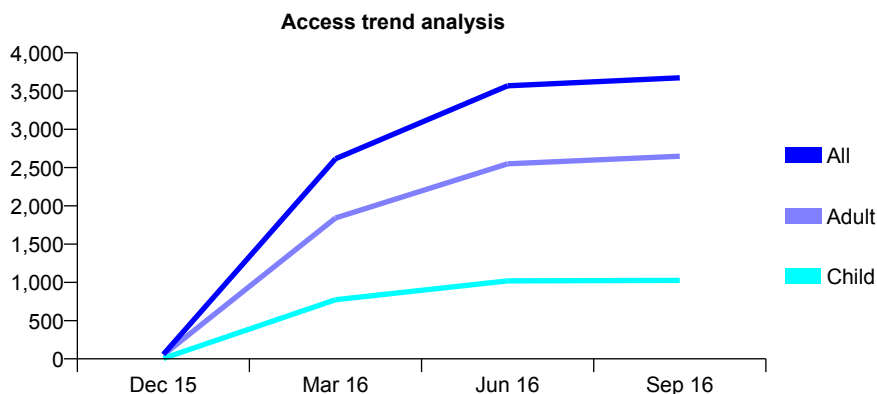
## Q69 - Vital Signs At a Glance Contract Report for 116955/0001 - September 2016

Name or company name	The Morgan Clinic - Henley
Contract type name	GDS Contract
Purpose of contract	General
Contract start date	01/11/2015
Contract end date	

16/17 Contracted general activity (UDA)	21,364
Carry forward general activity (UDA)	0
16/17 Contracted orthodontic activity (UOA)	0
Carry forward orthodontic activity (UOA)	0
Baseline contract value	£590,315.86

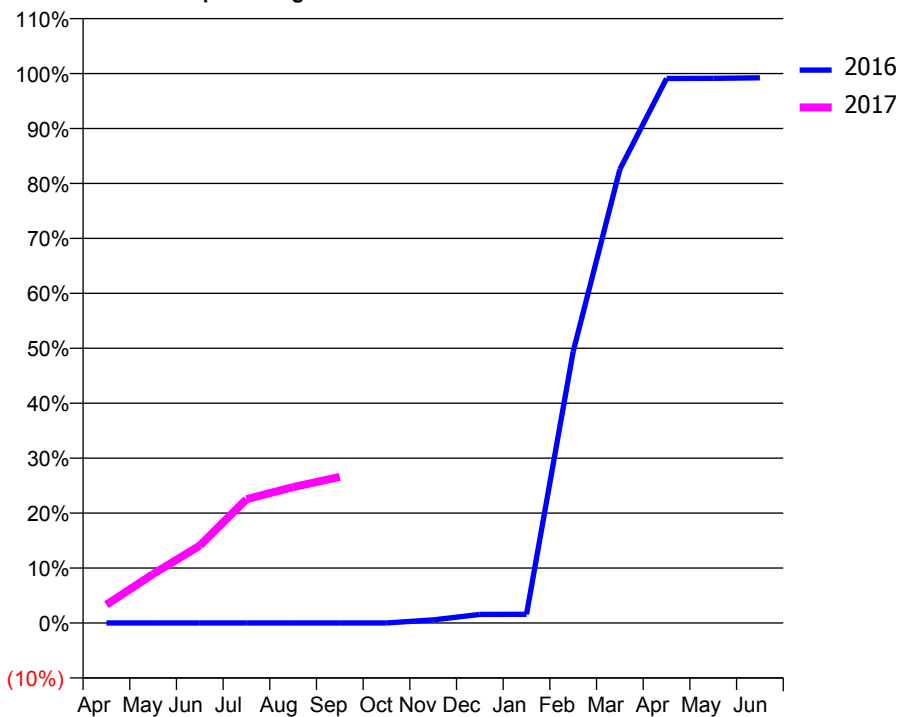
### ACCESS\*

Patients seen in 24 months	Total	Change since previous quarter
Quarter ending September 2015	0	
Quarter ending December 2015	58	↑
Quarter ending March 2016	2,615	↑
Quarter ending June 2016	3,568	↑
Quarter ending September 2016	3,674	↑
<b>Variance since September 2015</b>	N/A	



### ACTIVITY

Cumulative percentage of contracted UDA delivered 2016 & 2017



Adjusted Scheduled Activity (UDA)

Month	2016	2017
April	0	713
May	0	1,907
June	0	3,008
July	0	4,811
August	0	5,284
September	0	5,679
October	0	
November	51	
December	138	
January	141	
February	4,399	
March	7,349	
April	8,822	
May	8,824	
June	8,832	

### QUALITY

	Quantity	Base Number	Contract	AT	Region	England
% of FP17s for the same patient ID Re-attending within 3 months - Children	56	681	8.2%	11.9%	11.8%	12.4%
% of FP17s for the same patient ID Re-attending within 3 months - Adults	375	1,913	19.6%	15.8%	16.6%	16.7%
% of FP17s for the same patient ID Re-attending between 3 & 9 months - Children	189	681	27.8%	57.1%	60.2%	57.4%
% of FP17s for the same patient ID Re-attending between 3 & 9 months - Adults	448	1,913	23.4%	48.6%	52.0%	50.5%
% of FP17s for Band 1 Urgent Courses	268	2,134	12.6%	9.6%	9.4%	9.1%
% of FP17s Relating to Free Repair or Replacements	25	2,134	1.2%	0.7%	0.7%	0.8%
% of FP17s Relating to Continuations	11	2,134	0.5%	0.9%	1.2%	1.3%
% of Patients satisfied with the dentistry they have received	5	5	N/A	93.3%	93.6%	93.2%
% of Patients satisfied with the time they had to wait for an appointment	4	5	N/A	89.2%	89.1%	89.0%

\* This is based on patients treated on this contract for their most recent course of treatment. Figures in italics indicate the base number of FP17s or Patient Questionnaire responses are less than 100. N/A is shown where the base number of responses is less than 10 during the period. % is calculated as Quantity/Base number\*100

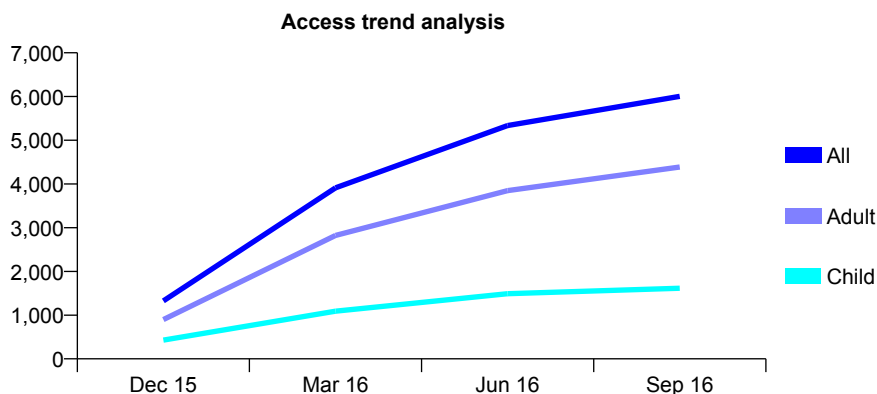
## Q69 - Vital Signs At a Glance Contract Report for 117625/0001 - September 2016

Name or company name	The Morgan Clinic - Maidenhead
Contract type name	GDS Contract
Purpose of contract	General
Contract start date	01/11/2015
Contract end date	

16/17 Contracted general activity (UDA)	24,408
Carry forward general activity (UDA)	0
16/17 Contracted orthodontic activity (UOA)	0
Carry forward orthodontic activity (UOA)	0
Baseline contract value	£672,994.39

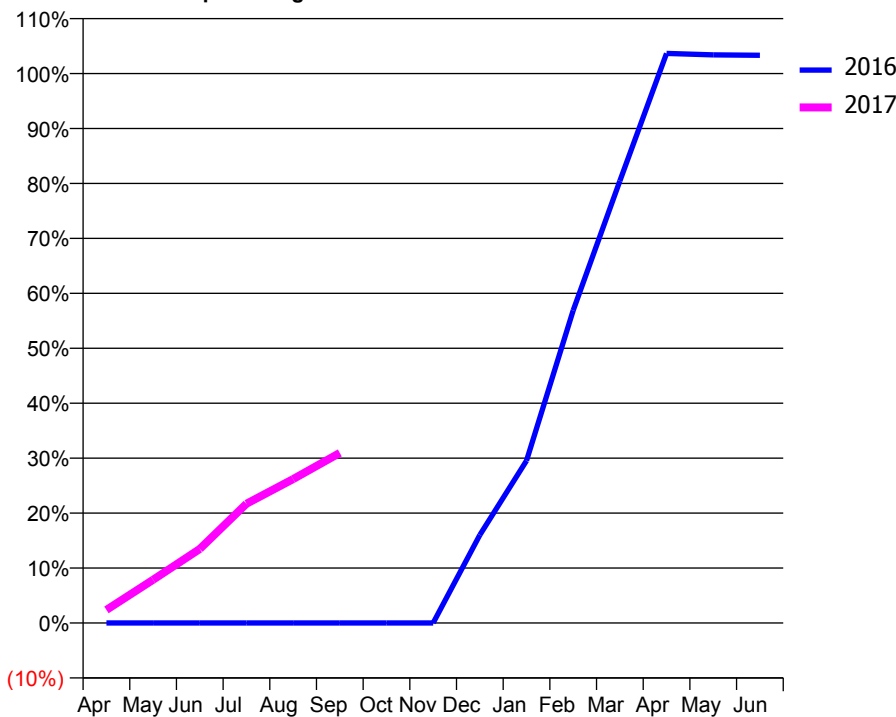
### ACCESS\*

Patients seen in 24 months	Total	Change since previous quarter
Quarter ending September 2015	0	
Quarter ending December 2015	1,326	↑
Quarter ending March 2016	3,912	↑
Quarter ending June 2016	5,337	↑
Quarter ending September 2016	6,004	↑
<b>Variance since September 2015</b>	N/A	



### ACTIVITY

Cumulative percentage of contracted UDA delivered 2016 & 2017



Month	Adjusted Scheduled Activity (UDA)	
	2016	2017
April	0	583
May	0	1,923
June	0	3,290
July	0	5,300
August	0	6,394
September	0	7,557
October	0	
November	0	
December	1,631	
January	3,005	
February	5,786	
March	8,183	
April	10,541	
May	10,516	
June	10,507	

### QUALITY

	Quantity	Base Number	Contract	AT	Region	England
% of FP17s for the same patient ID Re-attending within 3 months - Children	73	1,130	6.5%	11.9%	11.8%	12.4%
% of FP17s for the same patient ID Re-attending within 3 months - Adults	341	3,048	11.2%	15.8%	16.6%	16.7%
% of FP17s for the same patient ID Re-attending between 3 & 9 months - Children	333	1,130	29.5%	57.1%	60.2%	57.4%
% of FP17s for the same patient ID Re-attending between 3 & 9 months - Adults	718	3,048	23.6%	48.6%	52.0%	50.5%
% of FP17s for Band 1 Urgent Courses	292	3,564	8.2%	9.6%	9.4%	9.1%
% of FP17s Relating to Free Repair or Replacements	25	3,564	0.7%	0.7%	0.7%	0.8%
% of FP17s Relating to Continuations	22	3,564	0.6%	0.9%	1.2%	1.3%
% of Patients satisfied with the dentistry they have received	6	6	N/A	93.3%	93.6%	93.2%
% of Patients satisfied with the time they had to wait for an appointment	6	6	N/A	89.2%	89.1%	89.0%

\* This is based on patients treated on this contract for their most recent course of treatment. Figures in italics indicate the base number of FP17s or Patient Questionnaire responses are less than 100. N/A is shown where the base number of responses is less than 10 during the period. % is calculated as Quantity/Base number\*100



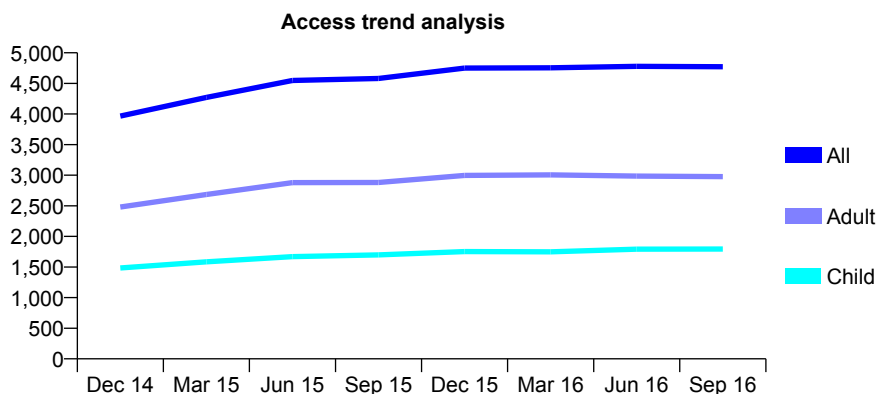
## Q69 - Vital Signs At a Glance Contract Report for 118710/0001 - September 2016

Name or company name	Smile Care Cippenham Ltd
Contract type name	GDS Contract
Purpose of contract	General
Contract start date	01/07/2013
Contract end date	

16/17 Contracted general activity (UDA)	9,893
Carry forward general activity (UDA)	120
16/17 Contracted orthodontic activity (UOA)	0
Carry forward orthodontic activity (UOA)	0
Baseline contract value	£237,766.18

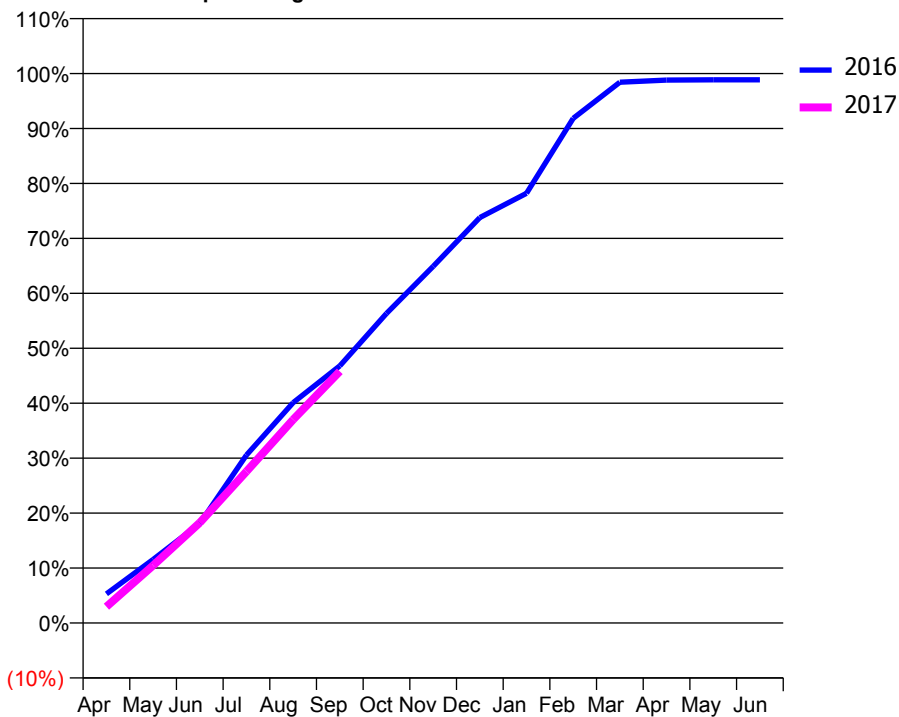
### ACCESS\*

Patients seen in 24 months	Total	Change since previous quarter
Quarter ending September 2015	4,580	
Quarter ending December 2015	4,750	↑
Quarter ending March 2016	4,755	→
Quarter ending June 2016	4,778	→
Quarter ending September 2016	4,773	→
<b>Variance since September 2015</b>	<b>4.2%</b>	<b>↑</b>



### ACTIVITY

Cumulative percentage of contracted UDA delivered 2016 & 2017



Month	Adjusted Scheduled Activity (UDA)	
	2016	2017
April	549	294
May	1,198	1,037
June	1,875	1,805
July	3,167	2,729
August	4,154	3,661
September	4,846	4,531
October	5,835	
November	6,722	
December	7,641	
January	8,100	
February	9,511	
March	10,194	
April	10,233	
May	10,238	
June	10,238	

### QUALITY

	Quantity	Base Number	Contract	AT	Region	England
% of FP17s for the same patient ID Re-attending within 3 months - Children	95	1,138	8.3%	11.9%	11.8%	12.4%
% of FP17s for the same patient ID Re-attending within 3 months - Adults	315	1,722	18.3%	15.8%	16.6%	16.7%
% of FP17s for the same patient ID Re-attending between 3 & 9 months - Children	506	1,138	44.5%	57.1%	60.2%	57.4%
% of FP17s for the same patient ID Re-attending between 3 & 9 months - Adults	693	1,722	40.2%	48.6%	52.0%	50.5%
% of FP17s for Band 1 Urgent Courses	297	2,256	13.2%	9.6%	9.4%	9.1%
% of FP17s Relating to Free Repair or Replacements	17	2,256	0.8%	0.7%	0.7%	0.8%
% of FP17s Relating to Continuations	11	2,256	0.5%	0.9%	1.2%	1.3%
% of Patients satisfied with the dentistry they have received	3	3	N/A	93.3%	93.6%	93.2%
% of Patients satisfied with the time they had to wait for an appointment	2	3	N/A	89.2%	89.1%	89.0%

\* This is based on patients treated on this contract for their most recent course of treatment. Figures in italics indicate the base number of FP17s or Patient Questionnaire responses are less than 100. N/A is shown where the base number of responses is less than 10 during the period. % is calculated as Quantity/Base number\*100

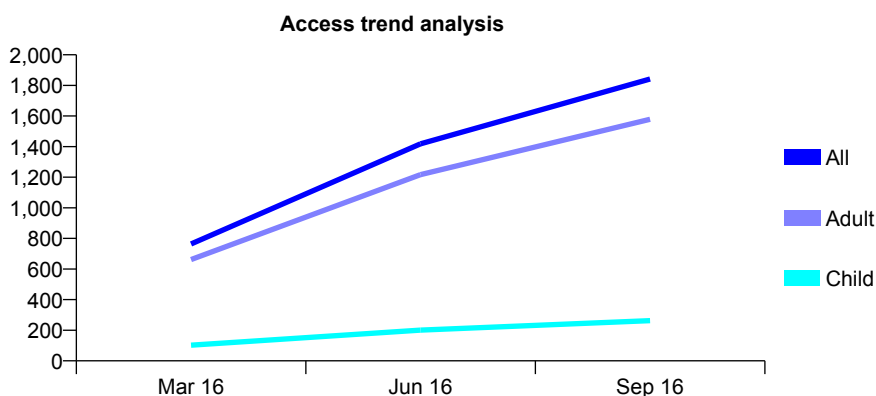
## Q69 - Vital Signs At a Glance Contract Report for 121088/0001 - September 2016

Name or company name	Popat and Jones
Contract type name	GDS Contract
Purpose of contract	General
Contract start date	01/01/2016
Contract end date	31/08/2016

16/17 Contracted general activity (UDA)	4,470
Carry forward general activity (UDA)	0
16/17 Contracted orthodontic activity (UOA)	0
Carry forward orthodontic activity (UOA)	0
Baseline contract value	£96,082.00

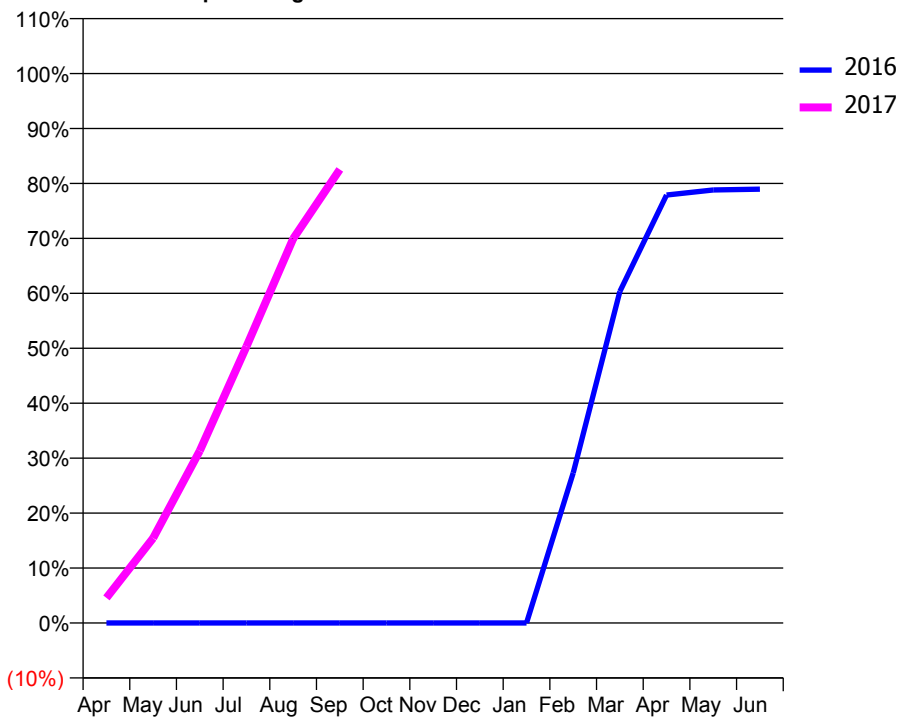
### ACCESS\*

Patients seen in 24 months	Total	Change since previous quarter
Quarter ending September 2015	0	
Quarter ending December 2015	0	
Quarter ending March 2016	764	
Quarter ending June 2016	1,418	↑
Quarter ending September 2016	1,842	↑
<b>Variance since September 2015</b>	N/A	



### ACTIVITY

Cumulative percentage of contracted UDA delivered 2016 & 2017



Month	Adjusted Scheduled Activity (UDA)	
	2016	2017
April	0	204
May	0	690
June	0	1,400
July	0	2,249
August	0	3,125
September	0	3,690
October	0	
November	0	
December	0	
January	0	
February	733	
March	1,618	
April	2,089	
May	2,114	
June	2,118	

### QUALITY

	Quantity	Base Number	Contract	AT	Region	England
% of FP17s for the same patient ID Re-attending within 3 months - Children	5	245	2.0%	11.9%	11.8%	12.4%
% of FP17s for the same patient ID Re-attending within 3 months - Adults	289	1,693	17.1%	15.8%	16.6%	16.7%
% of FP17s for the same patient ID Re-attending between 3 & 9 months - Children	39	245	15.9%	57.1%	60.2%	57.4%
% of FP17s for the same patient ID Re-attending between 3 & 9 months - Adults	244	1,693	14.4%	48.6%	52.0%	50.5%
% of FP17s for Band 1 Urgent Courses	158	1,719	9.2%	9.6%	9.4%	9.1%
% of FP17s Relating to Free Repair or Replacements	13	1,719	0.8%	0.7%	0.7%	0.8%
% of FP17s Relating to Continuations	44	1,719	2.6%	0.9%	1.2%	1.3%
% of Patients satisfied with the dentistry they have received	4	4	N/A	93.3%	93.6%	93.2%
% of Patients satisfied with the time they had to wait for an appointment	4	4	N/A	89.2%	89.1%	89.0%

\* This is based on patients treated on this contract for their most recent course of treatment. Figures in italics indicate the base number of FP17s or Patient Questionnaire responses are less than 100. N/A is shown where the base number of responses is less than 10 during the period. % is calculated as Quantity/Base number\*100

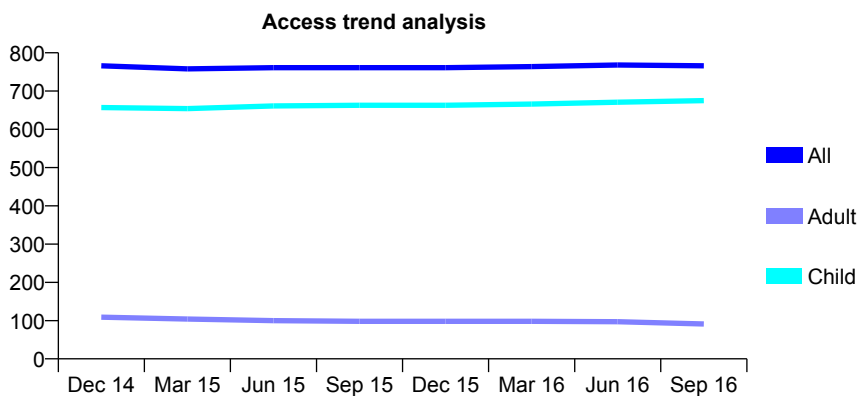
## Q69 - Vital Signs At a Glance Contract Report for 122645/0001 - September 2016

Name or company name	THEALE SURGERY LIMITED
Contract type name	GDS Contract
Purpose of contract	General
Contract start date	01/12/2010
Contract end date	

16/17 Contracted general activity (UDA)	2,000
Carry forward general activity (UDA)	0
16/17 Contracted orthodontic activity (UOA)	0
Carry forward orthodontic activity (UOA)	0
Baseline contract value	£42,277.57

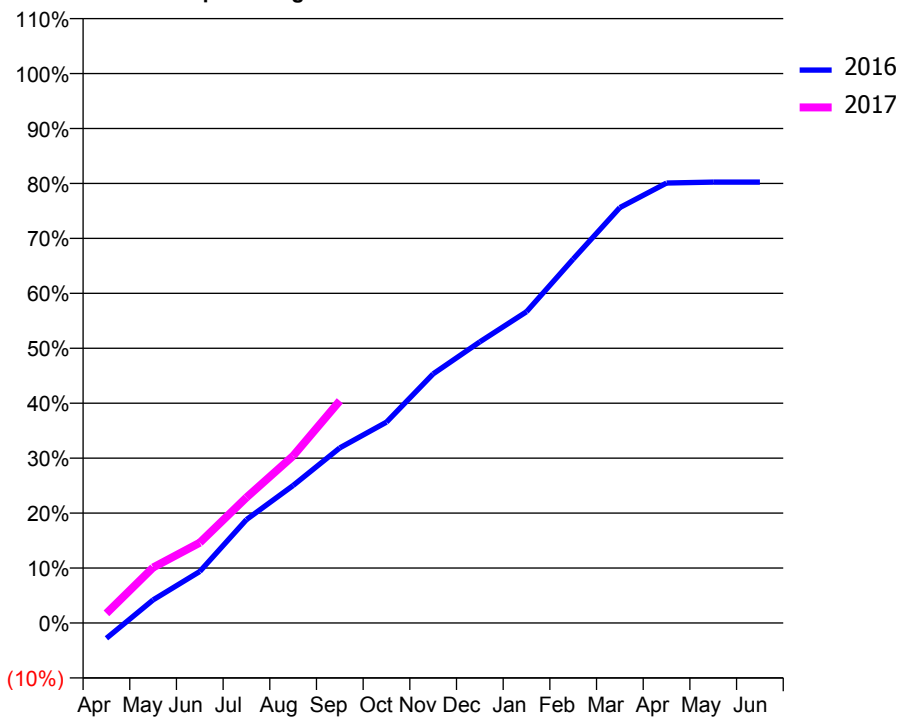
### ACCESS\*

Patients seen in 24 months	Total	Change since previous quarter
Quarter ending September 2015	761	
Quarter ending December 2015	761	→
Quarter ending March 2016	764	→
Quarter ending June 2016	768	→
Quarter ending September 2016	766	→
<b>Variance since September 2015</b>	<b>0.7%</b>	<b>→</b>



### ACTIVITY

Cumulative percentage of contracted UDA delivered 2016 & 2017



Adjusted Scheduled Activity (UDA)

Month	2016	2017
April	-56	35
May	84	202
June	188	293
July	377	457
August	501	609
September	638	809
October	731	
November	907	
December	1,023	
January	1,133	
February	1,325	
March	1,512	
April	1,601	
May	1,605	
June	1,605	

### QUALITY

	Quantity	Base Number	Contract	AT	Region	England
% of FP17s for the same patient ID Re-attending within 3 months - Children	44	479	9.2%	11.9%	11.8%	12.4%
% of FP17s for the same patient ID Re-attending within 3 months - Adults	0	17	0.0%	15.8%	16.6%	16.7%
% of FP17s for the same patient ID Re-attending between 3 & 9 months - Children	271	479	56.6%	57.1%	60.2%	57.4%
% of FP17s for the same patient ID Re-attending between 3 & 9 months - Adults	13	17	76.5%	48.6%	52.0%	50.5%
% of FP17s for Band 1 Urgent Courses	15	448	3.3%	9.6%	9.4%	9.1%
% of FP17s Relating to Free Repair or Replacements	0	448	0.0%	0.7%	0.7%	0.8%
% of FP17s Relating to Continuations	1	448	0.2%	0.9%	1.2%	1.3%
% of Patients satisfied with the dentistry they have received	2	2	N/A	93.3%	93.6%	93.2%
% of Patients satisfied with the time they had to wait for an appointment	2	2	N/A	89.2%	89.1%	89.0%

\* This is based on patients treated on this contract for their most recent course of treatment. Figures in italics indicate the base number of FP17s or Patient Questionnaire responses are less than 100. N/A is shown where the base number of responses is less than 10 during the period. % is calculated as Quantity/Base number\*100

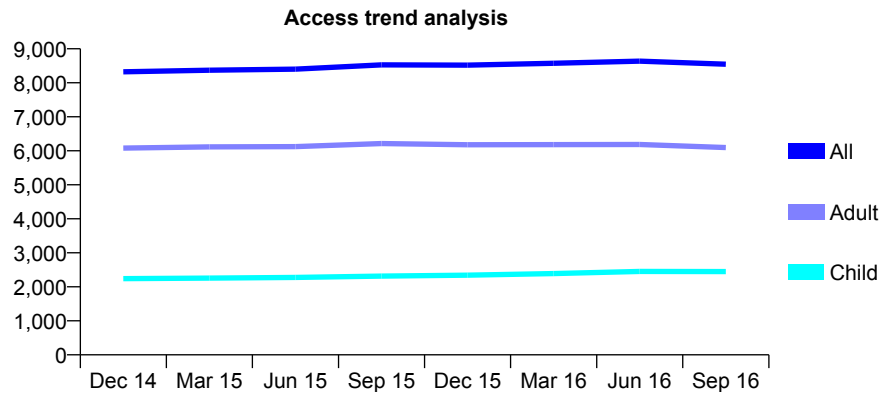
## Q69 - Vital Signs At a Glance Contract Report for 122866/0001 - September 2016

Name or company name	Puresmile Reading Limited
Contract type name	GDS Contract
Purpose of contract	General
Contract start date	01/04/2012
Contract end date	

16/17 Contracted general activity (UDA)	29,025
Carry forward general activity (UDA)	731
16/17 Contracted orthodontic activity (UOA)	0
Carry forward orthodontic activity (UOA)	0
Baseline contract value	£720,046.38

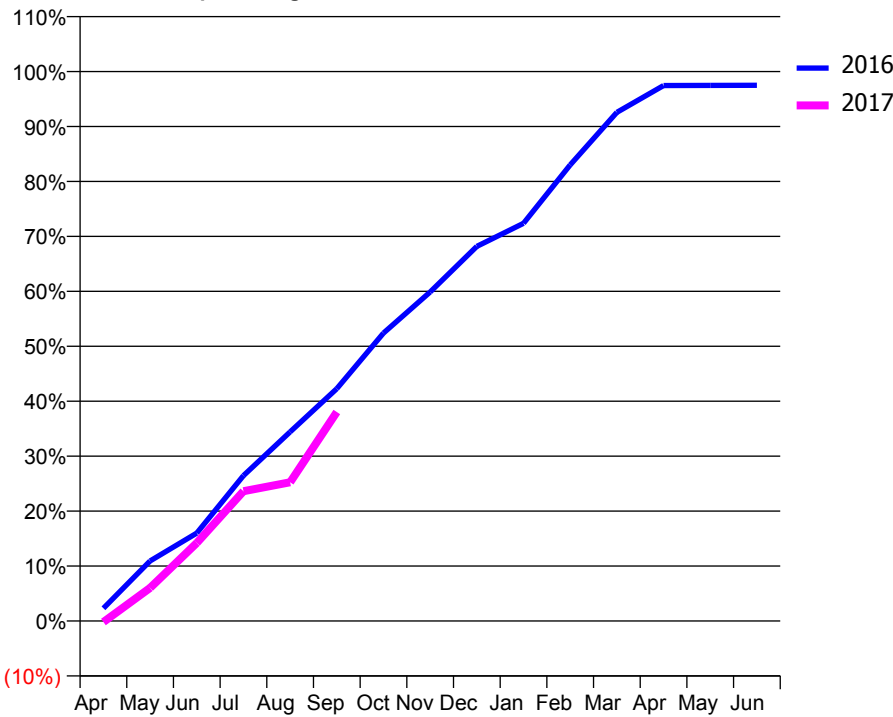
### ACCESS\*

Patients seen in 24 months	Total	Change since previous quarter
Quarter ending September 2015	8,528	
Quarter ending December 2015	8,521	→
Quarter ending March 2016	8,574	→
Quarter ending June 2016	8,638	→
Quarter ending September 2016	8,546	↓
<b>Variance since September 2015</b>	<b>0.2%</b>	<b>→</b>



### ACTIVITY

Cumulative percentage of contracted UDA delivered 2016 & 2017



Month	Adjusted Scheduled Activity (UDA)	
	2016	2017
April	670	-62
May	3,175	1,747
June	4,643	4,126
July	7,684	6,860
August	9,994	7,328
September	12,270	11,041
October	15,213	
November	17,377	
December	19,788	
January	21,007	
February	24,092	
March	26,870	
April	28,280	
May	28,293	
June	28,294	

### QUALITY

	Quantity	Base Number	Contract	AT	Region	England
% of FP17s for the same patient ID Re-attending within 3 months - Children	118	1,664	7.1%	11.9%	11.8%	12.4%
% of FP17s for the same patient ID Re-attending within 3 months - Adults	347	3,196	10.9%	15.8%	16.6%	16.7%
% of FP17s for the same patient ID Re-attending between 3 & 9 months - Children	846	1,664	50.8%	57.1%	60.2%	57.4%
% of FP17s for the same patient ID Re-attending between 3 & 9 months - Adults	1,471	3,196	46.0%	48.6%	52.0%	50.5%
% of FP17s for Band 1 Urgent Courses	202	4,407	4.6%	9.6%	9.4%	9.1%
% of FP17s Relating to Free Repair or Replacements	39	4,407	0.9%	0.7%	0.7%	0.8%
% of FP17s Relating to Continuations	24	4,407	0.5%	0.9%	1.2%	1.3%
% of Patients satisfied with the dentistry they have received	12	13	92.3%	93.3%	93.6%	93.2%
% of Patients satisfied with the time they had to wait for an appointment	10	13	76.9%	89.2%	89.1%	89.0%

\* This is based on patients treated on this contract for their most recent course of treatment. Figures in italics indicate the base number of FP17s or Patient Questionnaire responses are less than 100. N/A is shown where the base number of responses is less than 10 during the period. % is calculated as Quantity/Base number\*100

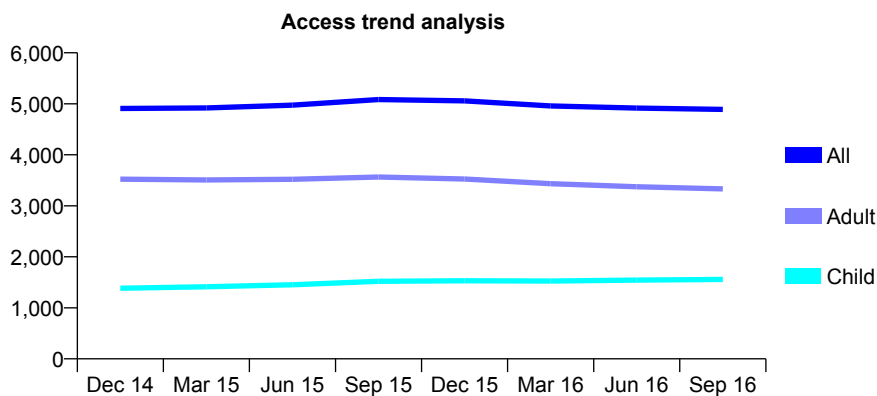
## Q69 - Vital Signs At a Glance Contract Report for 125881/0001 - September 2016

Name or company name	Puresmile Marlow
Contract type name	PDS Plus Contract
Purpose of contract	General
Contract start date	01/09/2010
Contract end date	01/09/2020

16/17 Contracted general activity (UDA)	12,000
Carry forward general activity (UDA)	0
16/17 Contracted orthodontic activity (UOA)	0
Carry forward orthodontic activity (UOA)	0
Baseline contract value	£129,197.46

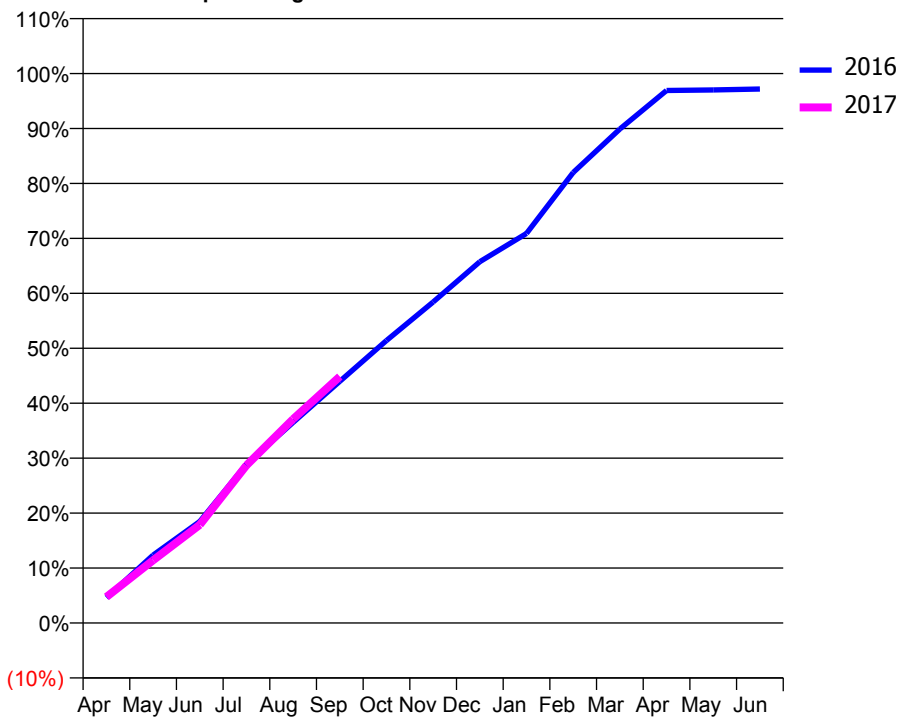
### ACCESS\*

Patients seen in 24 months	Total	Change since previous quarter
Quarter ending September 2015	5,084	
Quarter ending December 2015	5,057	→
Quarter ending March 2016	4,959	↓
Quarter ending June 2016	4,917	→
Quarter ending September 2016	4,890	→
<b>Variance since September 2015</b>	<b>(3.8%)</b>	<b>↓</b>



### ACTIVITY

Cumulative percentage of contracted UDA delivered 2016 & 2017



Adjusted Scheduled Activity (UDA)

Month	2016	2017
April	569	568
May	1,518	1,370
June	2,270	2,145
July	3,553	3,444
August	4,485	4,455
September	5,403	5,383
October	6,314	
November	7,177	
December	8,076	
January	8,706	
February	10,069	
March	11,042	
April	11,903	
May	11,914	
June	11,934	

### QUALITY

	Quantity	Base Number	Contract	AT	Region	England
% of FP17s for the same patient ID Re-attending within 3 months - Children	66	1,039	6.4%	11.9%	11.8%	12.4%
% of FP17s for the same patient ID Re-attending within 3 months - Adults	165	1,777	9.3%	15.8%	16.6%	16.7%
% of FP17s for the same patient ID Re-attending between 3 & 9 months - Children	593	1,039	57.1%	57.1%	60.2%	57.4%
% of FP17s for the same patient ID Re-attending between 3 & 9 months - Adults	737	1,777	41.5%	48.6%	52.0%	50.5%
% of FP17s for Band 1 Urgent Courses	227	2,537	8.9%	9.6%	9.4%	9.1%
% of FP17s Relating to Free Repair or Replacements	17	2,537	0.7%	0.7%	0.7%	0.8%
% of FP17s Relating to Continuations	13	2,537	0.5%	0.9%	1.2%	1.3%
% of Patients satisfied with the dentistry they have received	22	22	100.0%	93.3%	93.6%	93.2%
% of Patients satisfied with the time they had to wait for an appointment	19	22	86.4%	89.2%	89.1%	89.0%

\* This is based on patients treated on this contract for their most recent course of treatment. Figures in italics indicate the base number of FP17s or Patient Questionnaire responses are less than 100. N/A is shown where the base number of responses is less than 10 during the period. % is calculated as Quantity/Base number\*100

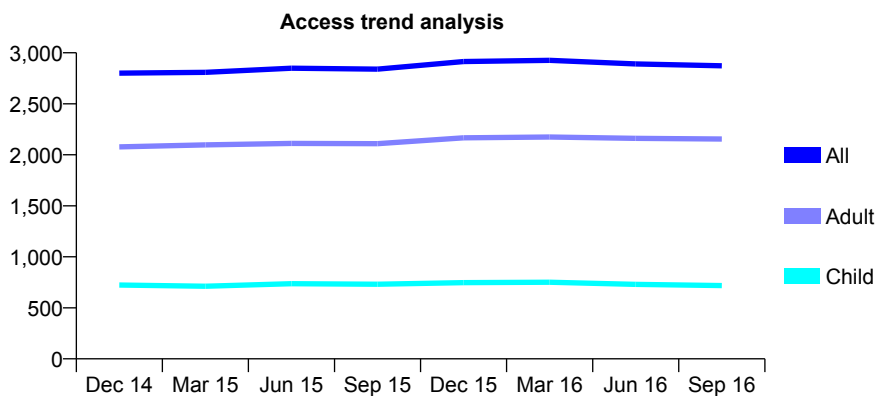
## Q69 - Vital Signs At a Glance Contract Report for 127051/0001 - September 2016

Name or company name	Sensura (UK) Limited
Contract type name	GDS Contract
Purpose of contract	General
Contract start date	01/04/2012
Contract end date	

16/17 Contracted general activity (UDA)	11,300
Carry forward general activity (UDA)	-163
16/17 Contracted orthodontic activity (UOA)	0
Carry forward orthodontic activity (UOA)	0
Baseline contract value	£290,391.76

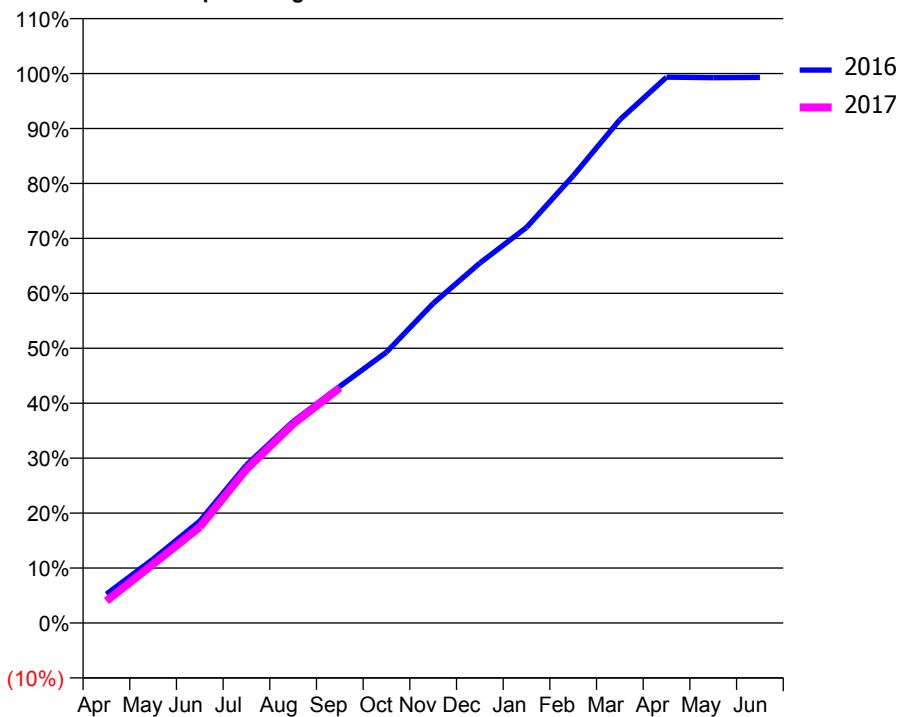
### ACCESS\*

Patients seen in 24 months	Total	Change since previous quarter
Quarter ending September 2015	2,840	
Quarter ending December 2015	2,914	↑
Quarter ending March 2016	2,926	→
Quarter ending June 2016	2,891	↓
Quarter ending September 2016	2,873	→
<b>Variance since September 2015</b>	<b>1.2%</b>	<b>→</b>



### ACTIVITY

Cumulative percentage of contracted UDA delivered 2016 & 2017



Month	Adjusted Scheduled Activity (UDA)	
	2016	2017
April	593	453
May	1,314	1,211
June	2,097	1,973
July	3,252	3,164
August	4,146	4,091
September	4,865	4,836
October	5,570	
November	6,573	
December	7,403	
January	8,134	
February	9,196	
March	10,350	
April	11,226	
May	11,215	
June	11,219	

### QUALITY

	Quantity	Base Number	Contract	AT	Region	England
% of FP17s for the same patient ID Re-attending within 3 months - Children	36	496	7.3%	11.9%	11.8%	12.4%
% of FP17s for the same patient ID Re-attending within 3 months - Adults	190	1,325	14.3%	15.8%	16.6%	16.7%
% of FP17s for the same patient ID Re-attending between 3 & 9 months - Children	253	496	51.0%	57.1%	60.2%	57.4%
% of FP17s for the same patient ID Re-attending between 3 & 9 months - Adults	602	1,325	45.4%	48.6%	52.0%	50.5%
% of FP17s for Band 1 Urgent Courses	163	1,637	10.0%	9.6%	9.4%	9.1%
% of FP17s Relating to Free Repair or Replacements	1	1,637	0.1%	0.7%	0.7%	0.8%
% of FP17s Relating to Continuations	3	1,637	0.2%	0.9%	1.2%	1.3%
% of Patients satisfied with the dentistry they have received	5	5	N/A	93.3%	93.6%	93.2%
% of Patients satisfied with the time they had to wait for an appointment	5	5	N/A	89.2%	89.1%	89.0%

\* This is based on patients treated on this contract for their most recent course of treatment. Figures in italics indicate the base number of FP17s or Patient Questionnaire responses are less than 100. N/A is shown where the base number of responses is less than 10 during the period. % is calculated as Quantity/Base number\*100

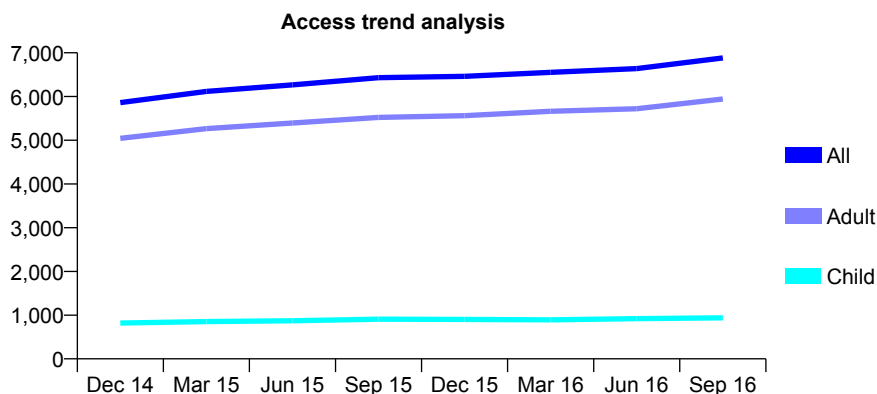
## Q69 - Vital Signs At a Glance Contract Report for 127558/0001 - September 2016

Name or company name	Friar Street Dental Surgery
Contract type name	GDS Contract
Purpose of contract	General
Contract start date	01/04/2013
Contract end date	

16/17 Contracted general activity (UDA)	22,041
Carry forward general activity (UDA)	-76
16/17 Contracted orthodontic activity (UOA)	0
Carry forward orthodontic activity (UOA)	0
Baseline contract value	£485,907.37

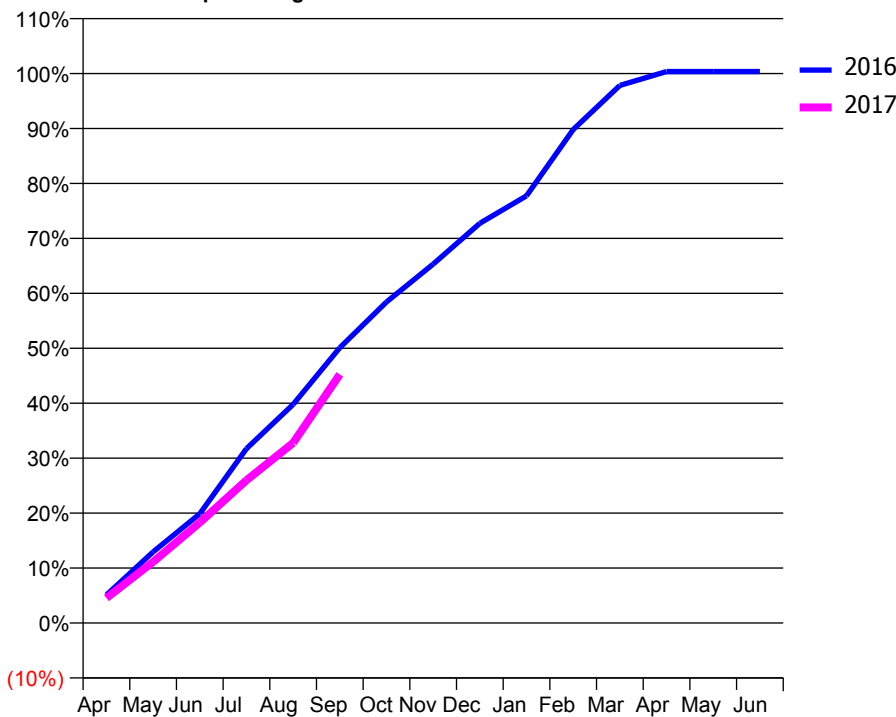
### ACCESS\*

Patients seen in 24 months	Total	Change since previous quarter
Quarter ending September 2015	6,430	
Quarter ending December 2015	6,462	→
Quarter ending March 2016	6,553	→
Quarter ending June 2016	6,640	→
Quarter ending September 2016	6,882	↑
<b>Variance since September 2015</b>	<b>7.0%</b>	<b>↑</b>



### ACTIVITY

Cumulative percentage of contracted UDA delivered 2016 & 2017



Month	Adjusted Scheduled Activity (UDA)	
	2016	2017
April	1,125	1,004
May	2,856	2,452
June	4,382	4,031
July	6,994	5,728
August	8,770	7,222
September	11,041	9,973
October	12,878	
November	14,396	
December	16,032	
January	17,135	
February	19,791	
March	21,563	
April	22,117	
May	22,117	
June	22,118	

### QUALITY

	Quantity	Base Number	Contract	AT	Region	England
% of FP17s for the same patient ID Re-attending within 3 months - Children	88	759	11.6%	11.9%	11.8%	12.4%
% of FP17s for the same patient ID Re-attending within 3 months - Adults	501	3,964	12.6%	15.8%	16.6%	16.7%
% of FP17s for the same patient ID Re-attending between 3 & 9 months - Children	363	759	47.8%	57.1%	60.2%	57.4%
% of FP17s for the same patient ID Re-attending between 3 & 9 months - Adults	2,076	3,964	52.4%	48.6%	52.0%	50.5%
% of FP17s for Band 1 Urgent Courses	460	4,518	10.2%	9.6%	9.4%	9.1%
% of FP17s Relating to Free Repair or Replacements	40	4,518	0.9%	0.7%	0.7%	0.8%
% of FP17s Relating to Continuations	46	4,518	1.0%	0.9%	1.2%	1.3%
% of Patients satisfied with the dentistry they have received	7	9	N/A	93.3%	93.6%	93.2%
% of Patients satisfied with the time they had to wait for an appointment	8	9	N/A	89.2%	89.1%	89.0%

\* This is based on patients treated on this contract for their most recent course of treatment. Figures in italics indicate the base number of FP17s or Patient Questionnaire responses are less than 100. N/A is shown where the base number of responses is less than 10 during the period. % is calculated as Quantity/Base number\*100



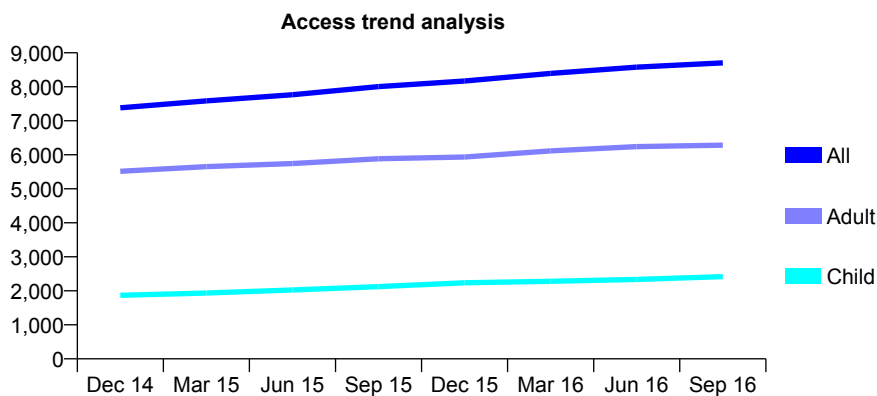
## Q69 - Vital Signs At a Glance Contract Report for 128163/0004 - September 2016

Name or company name	Aspire Dental Care Limited
Contract type name	PDS Plus Contract
Purpose of contract	General
Contract start date	10/12/2012
Contract end date	31/08/2020

16/17 Contracted general activity (UDA)	24,000
Carry forward general activity (UDA)	0
16/17 Contracted orthodontic activity (UOA)	0
Carry forward orthodontic activity (UOA)	0
Baseline contract value	£322,993.81

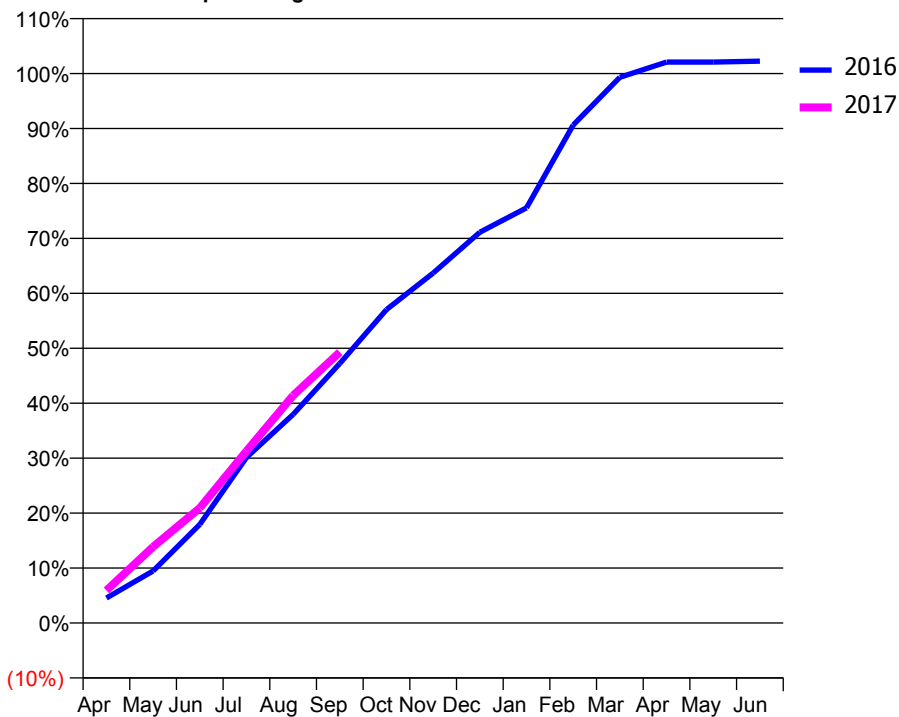
### ACCESS\*

Patients seen in 24 months	Total	Change since previous quarter
Quarter ending September 2015	8,006	
Quarter ending December 2015	8,171	↑
Quarter ending March 2016	8,393	↑
Quarter ending June 2016	8,577	↑
Quarter ending September 2016	8,703	→
<b>Variance since September 2015</b>	<b>8.7%</b>	<b>↑</b>



### ACTIVITY

Cumulative percentage of contracted UDA delivered 2016 & 2017



Month	Adjusted Scheduled Activity (UDA)	
	2016	2017
April	1,090	1,422
May	2,275	3,328
June	4,306	5,026
July	7,230	7,513
August	9,109	9,941
September	11,338	11,830
October	13,692	
November	15,283	
December	17,070	
January	18,136	
February	21,748	
March	23,833	
April	24,498	
May	24,502	
June	24,541	

### QUALITY

	Quantity	Base Number	Contract	AT	Region	England
% of FP17s for the same patient ID Re-attending within 3 months - Children	175	1,707	10.3%	11.9%	11.8%	12.4%
% of FP17s for the same patient ID Re-attending within 3 months - Adults	891	3,807	23.4%	15.8%	16.6%	16.7%
% of FP17s for the same patient ID Re-attending between 3 & 9 months - Children	767	1,707	44.9%	57.1%	60.2%	57.4%
% of FP17s for the same patient ID Re-attending between 3 & 9 months - Adults	1,254	3,807	32.9%	48.6%	52.0%	50.5%
% of FP17s for Band 1 Urgent Courses	1,164	5,189	22.4%	9.6%	9.4%	9.1%
% of FP17s Relating to Free Repair or Replacements	26	5,189	0.5%	0.7%	0.7%	0.8%
% of FP17s Relating to Continuations	25	5,189	0.5%	0.9%	1.2%	1.3%
% of Patients satisfied with the dentistry they have received	17	18	94.4%	93.3%	93.6%	93.2%
% of Patients satisfied with the time they had to wait for an appointment	18	18	100.0%	89.2%	89.1%	89.0%

\* This is based on patients treated on this contract for their most recent course of treatment. Figures in italics indicate the base number of FP17s or Patient Questionnaire responses are less than 100. N/A is shown where the base number of responses is less than 10 during the period. % is calculated as Quantity/Base number\*100

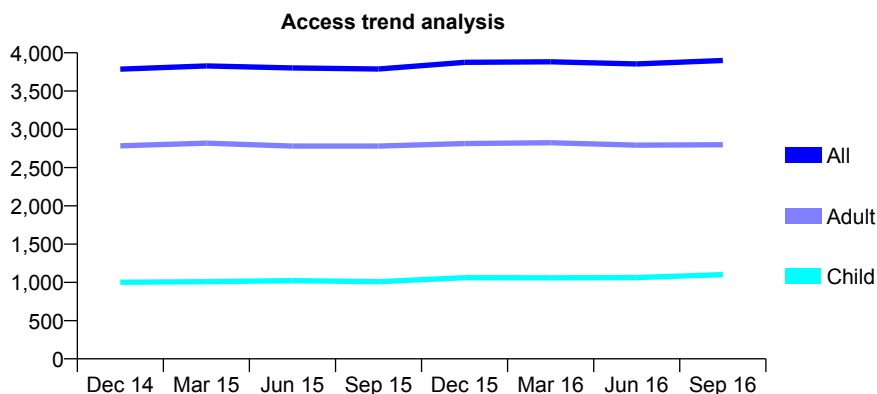
## Q69 - Vital Signs At a Glance Contract Report for 128163/0005 - September 2016

Name or company name	Aspire Dental Care Limited
Contract type name	PDS Plus Contract
Purpose of contract	General
Contract start date	10/12/2012
Contract end date	31/08/2017

16/17 Contracted general activity (UDA)	12,000
Carry forward general activity (UDA)	0
16/17 Contracted orthodontic activity (UOA)	0
Carry forward orthodontic activity (UOA)	0
Baseline contract value	£161,488.43

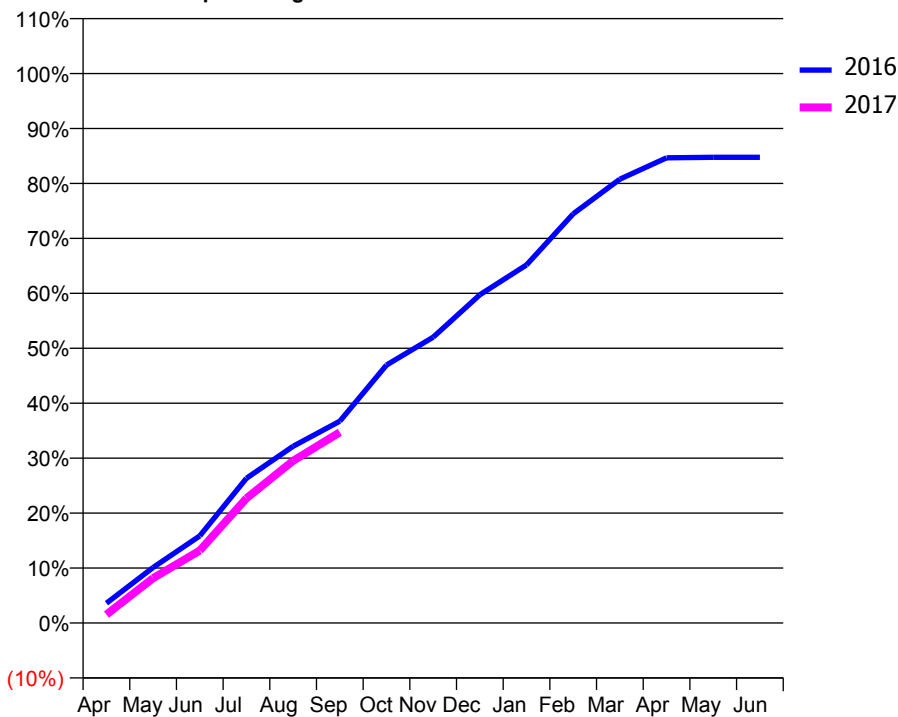
### ACCESS\*

Patients seen in 24 months	Total	Change since previous quarter
Quarter ending September 2015	3,788	
Quarter ending December 2015	3,875	↑
Quarter ending March 2016	3,883	→
Quarter ending June 2016	3,855	→
Quarter ending September 2016	3,899	→
<b>Variance since September 2015</b>	<b>2.9%</b>	<b>↑</b>



### ACTIVITY

Cumulative percentage of contracted UDA delivered 2016 & 2017



Month	Adjusted Scheduled Activity (UDA)	
	2016	2017
April	434	185
May	1,213	979
June	1,904	1,582
July	3,161	2,723
August	3,861	3,543
September	4,406	4,164
October	5,634	
November	6,241	
December	7,168	
January	7,821	
February	8,935	
March	9,692	
April	10,159	
May	10,170	
June	10,171	

### QUALITY

	Quantity	Base Number	Contract	AT	Region	England
% of FP17s for the same patient ID Re-attending within 3 months - Children	61	799	7.6%	11.9%	11.8%	12.4%
% of FP17s for the same patient ID Re-attending within 3 months - Adults	230	1,661	13.8%	15.8%	16.6%	16.7%
% of FP17s for the same patient ID Re-attending between 3 & 9 months - Children	447	799	55.9%	57.1%	60.2%	57.4%
% of FP17s for the same patient ID Re-attending between 3 & 9 months - Adults	841	1,661	50.6%	48.6%	52.0%	50.5%
% of FP17s for Band 1 Urgent Courses	247	2,209	11.2%	9.6%	9.4%	9.1%
% of FP17s Relating to Free Repair or Replacements	28	2,209	1.3%	0.7%	0.7%	0.8%
% of FP17s Relating to Continuations	17	2,209	0.8%	0.9%	1.2%	1.3%
% of Patients satisfied with the dentistry they have received	10	13	76.9%	93.3%	93.6%	93.2%
% of Patients satisfied with the time they had to wait for an appointment	10	13	76.9%	89.2%	89.1%	89.0%

\* This is based on patients treated on this contract for their most recent course of treatment. Figures in italics indicate the base number of FP17s or Patient Questionnaire responses are less than 100. N/A is shown where the base number of responses is less than 10 during the period. % is calculated as Quantity/Base number\*100

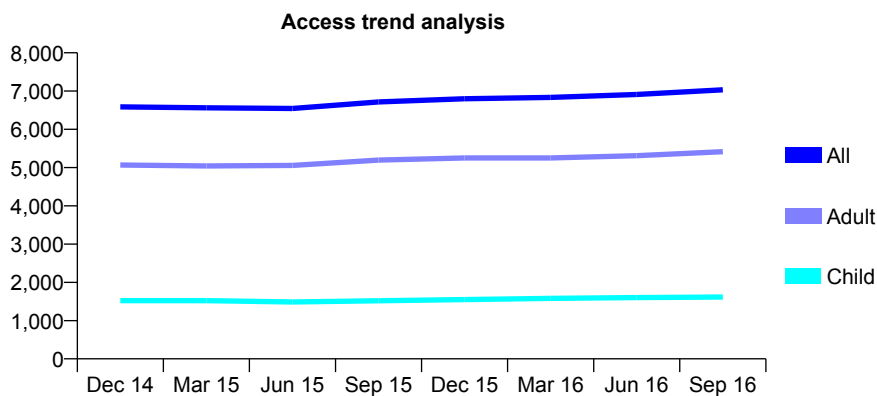
## Q69 - Vital Signs At a Glance Contract Report for 128244/0001 - September 2016

Name or company name	The Dental Surgery Burnham Ltd
Contract type name	GDS Contract
Purpose of contract	General
Contract start date	01/04/2008
Contract end date	

16/17 Contracted general activity (UDA)	18,494
Carry forward general activity (UDA)	-313
16/17 Contracted orthodontic activity (UOA)	0
Carry forward orthodontic activity (UOA)	0
Baseline contract value	£441,511.16

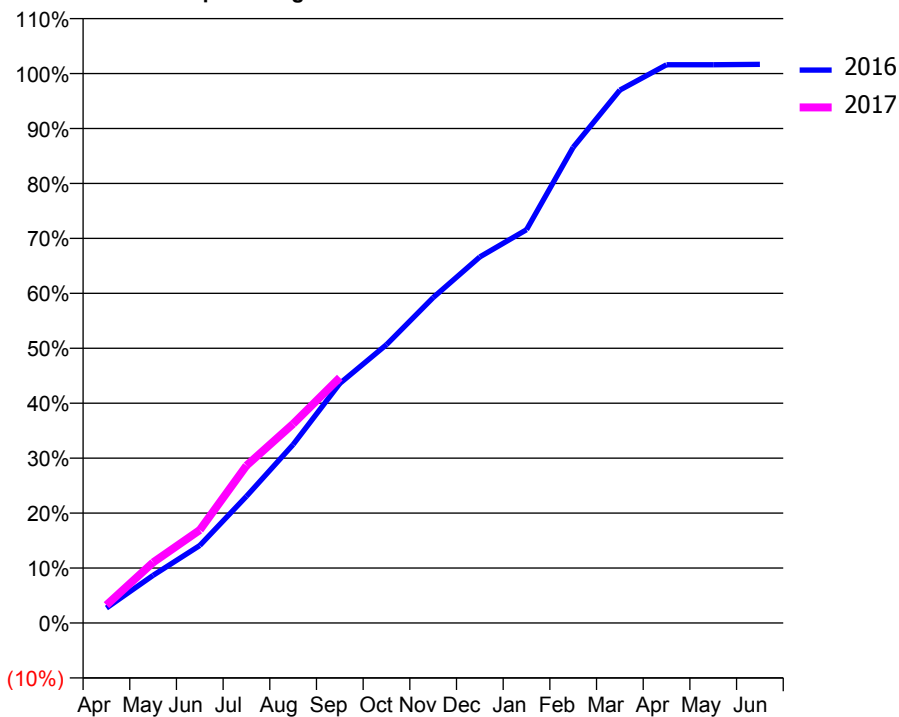
### ACCESS\*

Patients seen in 24 months	Total	Change since previous quarter
Quarter ending September 2015	6,716	
Quarter ending December 2015	6,800	→
Quarter ending March 2016	6,833	→
Quarter ending June 2016	6,911	→
Quarter ending September 2016	7,031	→
<b>Variance since September 2015</b>	<b>4.7%</b>	<b>↑</b>



### ACTIVITY

Cumulative percentage of contracted UDA delivered 2016 & 2017



Month	Adjusted Scheduled Activity (UDA)	
	2016	2017
April	519	602
May	1,643	2,042
June	2,671	3,128
July	4,364	5,300
August	6,149	6,705
September	8,252	8,260
October	9,587	
November	11,212	
December	12,610	
January	13,547	
February	16,387	
March	18,360	
April	19,228	
May	19,228	
June	19,242	

### QUALITY

	Quantity	Base Number	Contract	AT	Region	England
% of FP17s for the same patient ID Re-attending within 3 months - Children	150	1,403	10.7%	11.9%	11.8%	12.4%
% of FP17s for the same patient ID Re-attending within 3 months - Adults	662	3,854	17.2%	15.8%	16.6%	16.7%
% of FP17s for the same patient ID Re-attending between 3 & 9 months - Children	932	1,403	66.4%	57.1%	60.2%	57.4%
% of FP17s for the same patient ID Re-attending between 3 & 9 months - Adults	1,996	3,854	51.8%	48.6%	52.0%	50.5%
% of FP17s for Band 1 Urgent Courses	271	3,839	7.1%	9.6%	9.4%	9.1%
% of FP17s Relating to Free Repair or Replacements	59	3,839	1.5%	0.7%	0.7%	0.8%
% of FP17s Relating to Continuations	37	3,839	1.0%	0.9%	1.2%	1.3%
% of Patients satisfied with the dentistry they have received	12	12	100.0%	93.3%	93.6%	93.2%
% of Patients satisfied with the time they had to wait for an appointment	11	12	91.7%	89.2%	89.1%	89.0%

\* This is based on patients treated on this contract for their most recent course of treatment. Figures in italics indicate the base number of FP17s or Patient Questionnaire responses are less than 100. N/A is shown where the base number of responses is less than 10 during the period. % is calculated as Quantity/Base number\*100

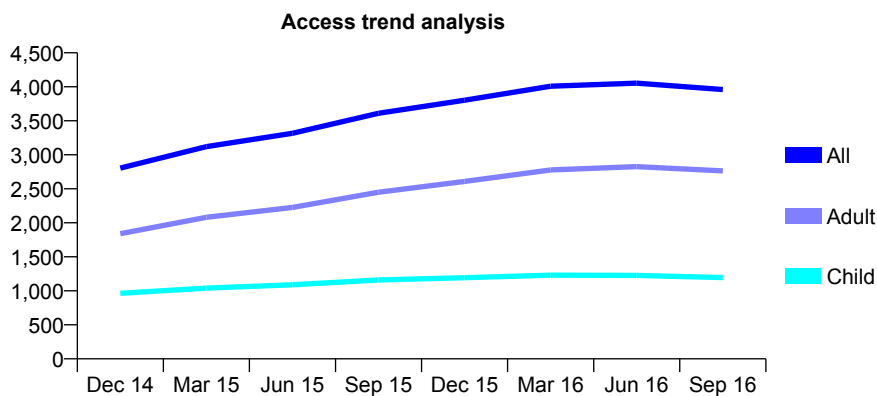
## Q69 - Vital Signs At a Glance Contract Report for 129038/0001 - September 2016

Name or company name	Sinson and Sykes Dental Surgery
Contract type name	GDS Contract
Purpose of contract	General
Contract start date	01/04/2014
Contract end date	

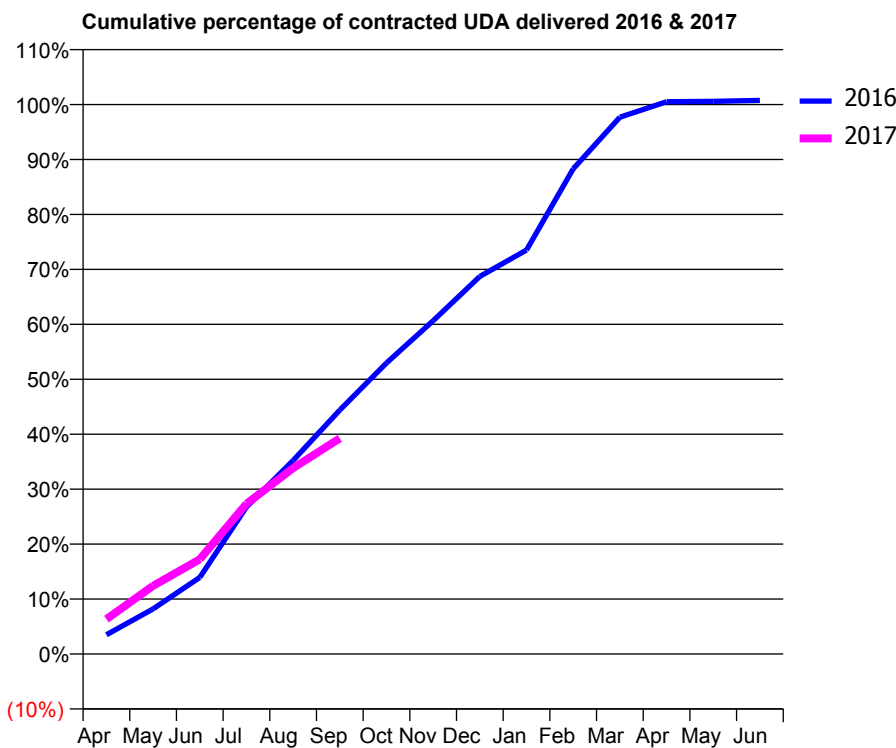
16/17 Contracted general activity (UDA)	12,500
Carry forward general activity (UDA)	-94
16/17 Contracted orthodontic activity (UOA)	0
Carry forward orthodontic activity (UOA)	0
Baseline contract value	£300,858.79

### ACCESS\*

Patients seen in 24 months	Total	Change since previous quarter
Quarter ending September 2015	3,610	
Quarter ending December 2015	3,803	↑
Quarter ending March 2016	4,008	↑
Quarter ending June 2016	4,054	→
Quarter ending September 2016	3,959	↓
<b>Variance since September 2015</b>	<b>9.7%</b>	<b>↑</b>



### ACTIVITY



Month	Adjusted Scheduled Activity (UDA)	
	2016	2017
April	439	794
May	1,028	1,553
June	1,743	2,155
July	3,343	3,417
August	4,404	4,229
September	5,550	4,905
October	6,621	
November	7,582	
December	8,589	
January	9,190	
February	11,038	
March	12,211	
April	12,561	
May	12,573	
June	12,594	

### QUALITY

	Quantity	Base Number	Contract	AT	Region	England
% of FP17s for the same patient ID Re-attending within 3 months - Children	84	860	9.8%	11.9%	11.8%	12.4%
% of FP17s for the same patient ID Re-attending within 3 months - Adults	345	1,916	18.0%	15.8%	16.6%	16.7%
% of FP17s for the same patient ID Re-attending between 3 & 9 months - Children	574	860	66.7%	57.1%	60.2%	57.4%
% of FP17s for the same patient ID Re-attending between 3 & 9 months - Adults	1,130	1,916	59.0%	48.6%	52.0%	50.5%
% of FP17s for Band 1 Urgent Courses	294	2,537	11.6%	9.6%	9.4%	9.1%
% of FP17s Relating to Free Repair or Replacements	10	2,537	0.4%	0.7%	0.7%	0.8%
% of FP17s Relating to Continuations	15	2,537	0.6%	0.9%	1.2%	1.3%
% of Patients satisfied with the dentistry they have received	4	5	N/A	93.3%	93.6%	93.2%
% of Patients satisfied with the time they had to wait for an appointment	4	5	N/A	89.2%	89.1%	89.0%

\* This is based on patients treated on this contract for their most recent course of treatment. Figures in italics indicate the base number of FP17s or Patient Questionnaire responses are less than 100. N/A is shown where the base number of responses is less than 10 during the period. % is calculated as Quantity/Base number\*100

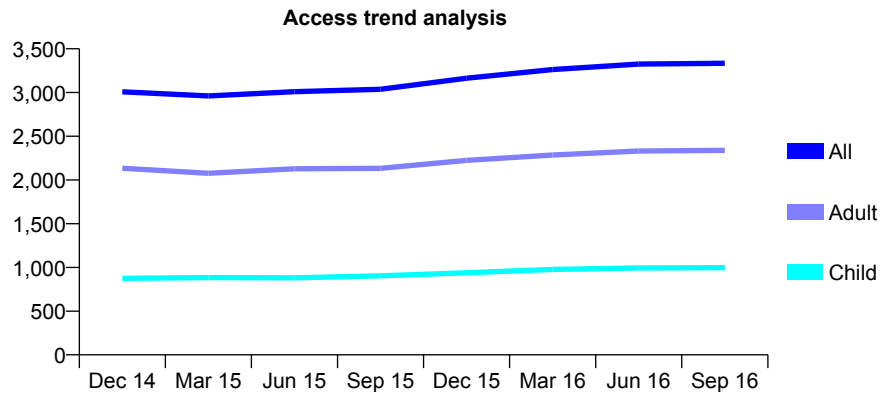
## Q69 - Vital Signs At a Glance Contract Report for 129917/0001 - September 2016

Name or company name	Ash Tree House Dental
Contract type name	GDS Contract
Purpose of contract	General
Contract start date	21/08/2012
Contract end date	

16/17 Contracted general activity (UDA)	5,800
Carry forward general activity (UDA)	0
16/17 Contracted orthodontic activity (UOA)	0
Carry forward orthodontic activity (UOA)	0
Baseline contract value	£126,294.51

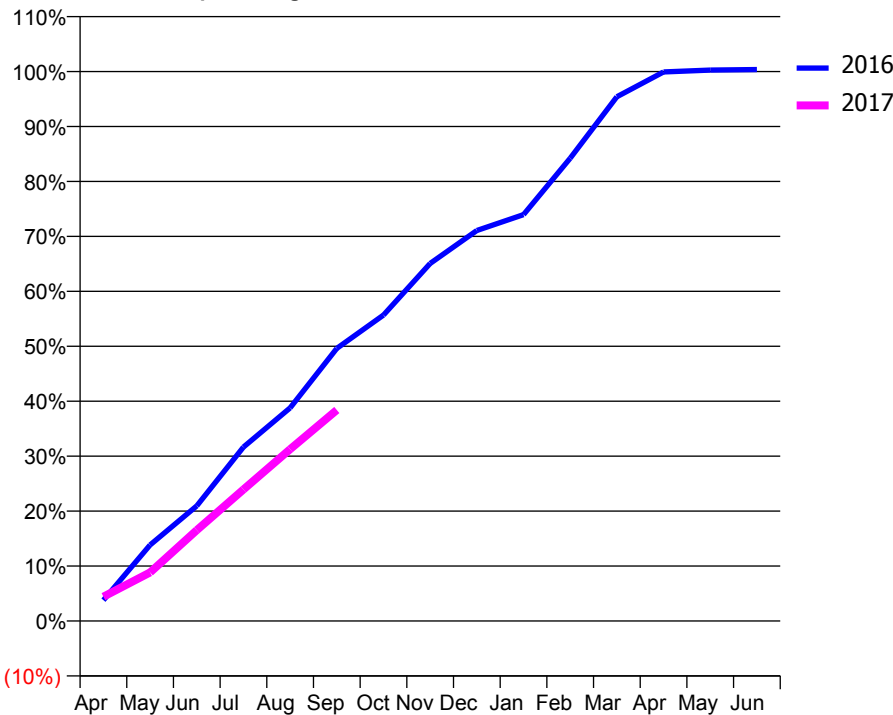
### ACCESS\*

Patients seen in 24 months	Total	Change since previous quarter
Quarter ending September 2015	3,037	
Quarter ending December 2015	3,163	↑
Quarter ending March 2016	3,263	↑
Quarter ending June 2016	3,325	→
Quarter ending September 2016	3,335	→
<b>Variance since September 2015</b>	<b>9.8%</b>	<b>↑</b>



### ACTIVITY

Cumulative percentage of contracted UDA delivered 2016 & 2017



Month	Adjusted Scheduled Activity (UDA)	
	2016	2017
April	231	257
May	840	513
June	1,272	960
July	1,922	1,389
August	2,356	1,814
September	3,013	2,228
October	3,381	
November	3,951	
December	4,315	
January	4,490	
February	5,114	
March	5,793	
April	6,068	
May	6,087	
June	6,094	

### QUALITY

	Quantity	Base Number	Contract	AT	Region	England
% of FP17s for the same patient ID Re-attending within 3 months - Children	71	815	8.7%	11.9%	11.8%	12.4%
% of FP17s for the same patient ID Re-attending within 3 months - Adults	156	1,116	14.0%	15.8%	16.6%	16.7%
% of FP17s for the same patient ID Re-attending between 3 & 9 months - Children	502	815	61.6%	57.1%	60.2%	57.4%
% of FP17s for the same patient ID Re-attending between 3 & 9 months - Adults	428	1,116	38.4%	48.6%	52.0%	50.5%
% of FP17s for Band 1 Urgent Courses	103	1,270	8.1%	9.6%	9.4%	9.1%
% of FP17s Relating to Free Repair or Replacements	8	1,270	0.6%	0.7%	0.7%	0.8%
% of FP17s Relating to Continuations	6	1,270	0.5%	0.9%	1.2%	1.3%
% of Patients satisfied with the dentistry they have received	3	4	N/A	93.3%	93.6%	93.2%
% of Patients satisfied with the time they had to wait for an appointment	3	4	N/A	89.2%	89.1%	89.0%

\* This is based on patients treated on this contract for their most recent course of treatment. Figures in italics indicate the base number of FP17s or Patient Questionnaire responses are less than 100. N/A is shown where the base number of responses is less than 10 during the period. % is calculated as Quantity/Base number\*100

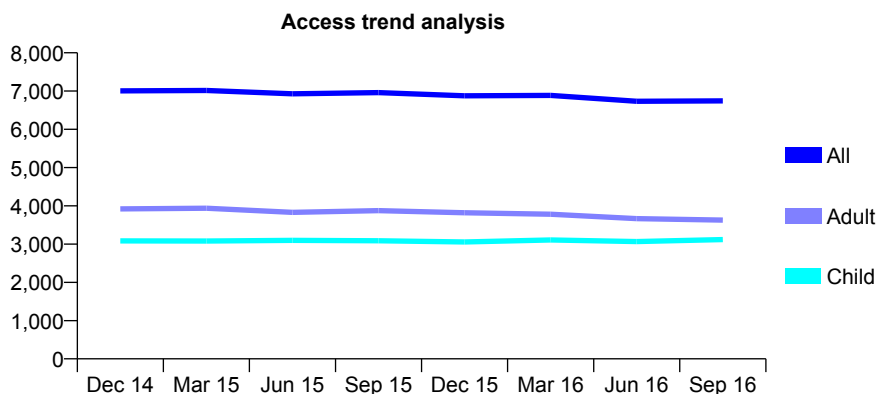
## Q69 - Vital Signs At a Glance Contract Report for 130230/0001 - September 2016

Name or company name	WEXHAM ROAD DENTAL SURGERY LTD
Contract type name	GDS Contract
Purpose of contract	General
Contract start date	04/04/2008
Contract end date	

16/17 Contracted general activity (UDA)	16,630
Carry forward general activity (UDA)	0
16/17 Contracted orthodontic activity (UOA)	0
Carry forward orthodontic activity (UOA)	0
Baseline contract value	£534,656.63

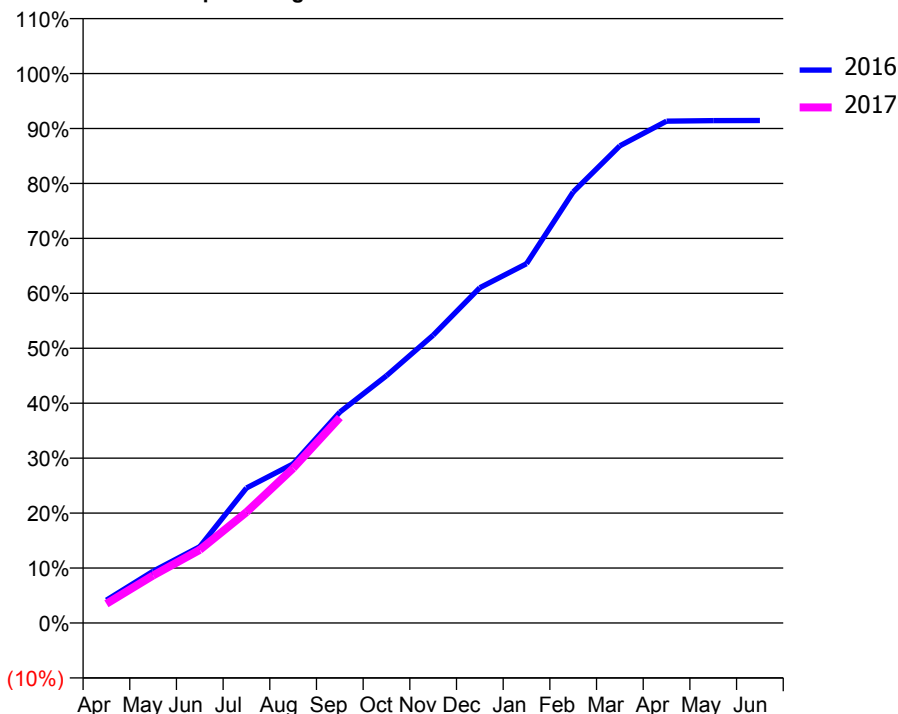
### ACCESS\*

Patients seen in 24 months	Total	Change since previous quarter
Quarter ending September 2015	6,959	
Quarter ending December 2015	6,875	↓
Quarter ending March 2016	6,887	→
Quarter ending June 2016	6,733	↓
Quarter ending September 2016	6,745	→
<b>Variance since September 2015</b>	<b>(3.1%)</b>	<b>↓</b>



### ACTIVITY

Cumulative percentage of contracted UDA delivered 2016 & 2017



Month	Adjusted Scheduled Activity (UDA)	
	2016	2017
April	707	581
May	1,604	1,440
June	2,364	2,215
July	4,180	3,357
August	4,931	4,681
September	6,533	6,220
October	7,662	
November	8,916	
December	10,387	
January	11,128	
February	13,350	
March	14,782	
April	15,546	
May	15,563	
June	15,566	

### QUALITY

	Quantity	Base Number	Contract	AT	Region	England
% of FP17s for the same patient ID Re-attending within 3 months - Children	167	1,815	9.2%	11.9%	11.8%	12.4%
% of FP17s for the same patient ID Re-attending within 3 months - Adults	345	1,603	21.5%	15.8%	16.6%	16.7%
% of FP17s for the same patient ID Re-attending between 3 & 9 months - Children	591	1,815	32.6%	57.1%	60.2%	57.4%
% of FP17s for the same patient ID Re-attending between 3 & 9 months - Adults	414	1,603	25.8%	48.6%	52.0%	50.5%
% of FP17s for Band 1 Urgent Courses	529	2,715	19.5%	9.6%	9.4%	9.1%
% of FP17s Relating to Free Repair or Replacements	0	2,715	0.0%	0.7%	0.7%	0.8%
% of FP17s Relating to Continuations	23	2,715	0.8%	0.9%	1.2%	1.3%
% of Patients satisfied with the dentistry they have received	5	6	N/A	93.3%	93.6%	93.2%
% of Patients satisfied with the time they had to wait for an appointment	2	6	N/A	89.2%	89.1%	89.0%

\* This is based on patients treated on this contract for their most recent course of treatment. Figures in italics indicate the base number of FP17s or Patient Questionnaire responses are less than 100. N/A is shown where the base number of responses is less than 10 during the period. % is calculated as Quantity/Base number\*100

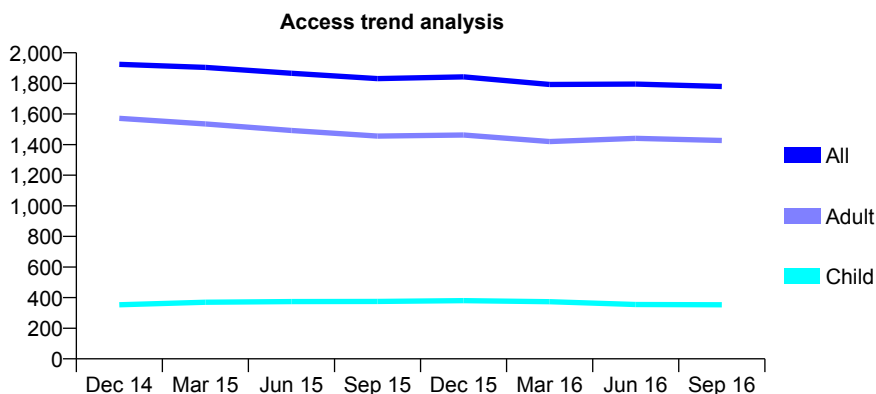
## Q69 - Vital Signs At a Glance Contract Report for 131539/0001 - September 2016

Name or company name	Eurodental Limited
Contract type name	GDS Contract
Purpose of contract	General
Contract start date	01/01/2009
Contract end date	

16/17 Contracted general activity (UDA)	8,541
Carry forward general activity (UDA)	277
16/17 Contracted orthodontic activity (UOA)	0
Carry forward orthodontic activity (UOA)	0
Baseline contract value	£201,983.88

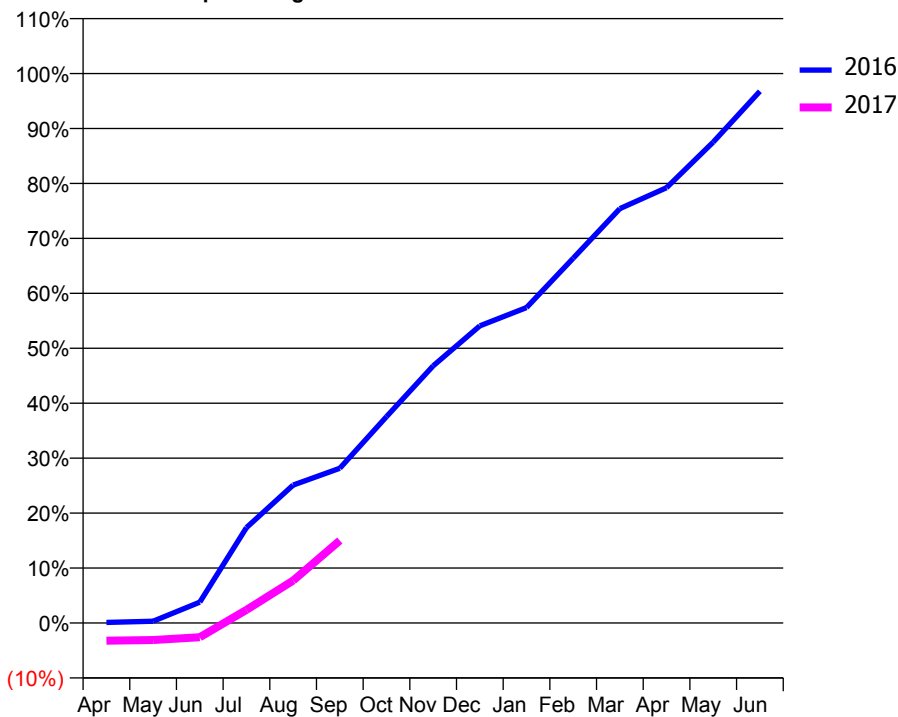
### ACCESS\*

Patients seen in 24 months	Total	Change since previous quarter
Quarter ending September 2015	1,831	
Quarter ending December 2015	1,843	→
Quarter ending March 2016	1,793	↓
Quarter ending June 2016	1,796	→
Quarter ending September 2016	1,780	→
<b>Variance since September 2015</b>	<b>(2.8%)</b>	<b>↓</b>



### ACTIVITY

Cumulative percentage of contracted UDA delivered 2016 & 2017



Adjusted Scheduled Activity (UDA)

Month	2016	2017
April	10	-277
May	27	-266
June	324	-222
July	1,482	204
August	2,143	660
September	2,405	1,282
October	3,207	
November	3,998	
December	4,619	
January	4,903	
February	5,669	
March	6,440	
April	6,766	
May	7,475	
June	8,265	

### QUALITY

	Quantity	Base Number	Contract	AT	Region	England
% of FP17s for the same patient ID Re-attending within 3 months - Children	57	270	21.1%	11.9%	11.8%	12.4%
% of FP17s for the same patient ID Re-attending within 3 months - Adults	165	895	18.4%	15.8%	16.6%	16.7%
% of FP17s for the same patient ID Re-attending between 3 & 9 months - Children	130	270	48.1%	57.1%	60.2%	57.4%
% of FP17s for the same patient ID Re-attending between 3 & 9 months - Adults	342	895	38.2%	48.6%	52.0%	50.5%
% of FP17s for Band 1 Urgent Courses	96	557	17.2%	9.6%	9.4%	9.1%
% of FP17s Relating to Free Repair or Replacements	0	557	0.0%	0.7%	0.7%	0.8%
% of FP17s Relating to Continuations	13	557	2.3%	0.9%	1.2%	1.3%
% of Patients satisfied with the dentistry they have received	6	6	N/A	93.3%	93.6%	93.2%
% of Patients satisfied with the time they had to wait for an appointment	6	6	N/A	89.2%	89.1%	89.0%

\* This is based on patients treated on this contract for their most recent course of treatment. Figures in italics indicate the base number of FP17s or Patient Questionnaire responses are less than 100. N/A is shown where the base number of responses is less than 10 during the period. % is calculated as Quantity/Base number\*100



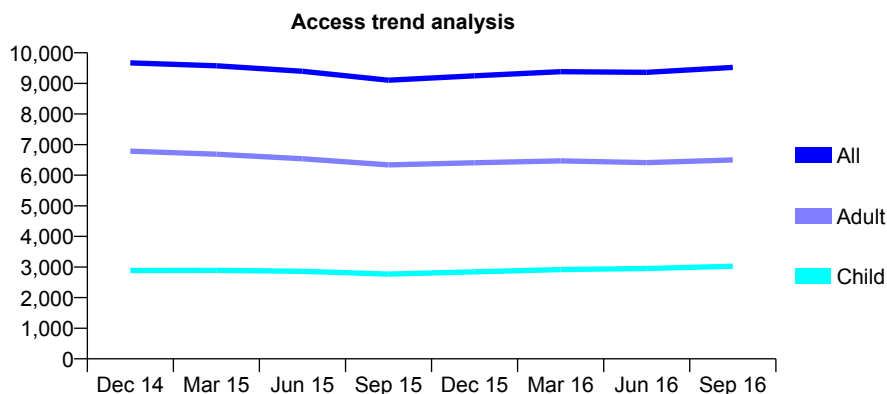
## Q69 - Vital Signs At a Glance Contract Report for 133752/0001 - September 2016

Name or company name	Winnersh Dental Practice Ltd
Contract type name	GDS Contract
Purpose of contract	General
Contract start date	05/02/2010
Contract end date	

16/17 Contracted general activity (UDA)	23,809
Carry forward general activity (UDA)	109
16/17 Contracted orthodontic activity (UOA)	0
Carry forward orthodontic activity (UOA)	0
Baseline contract value	£580,401.61

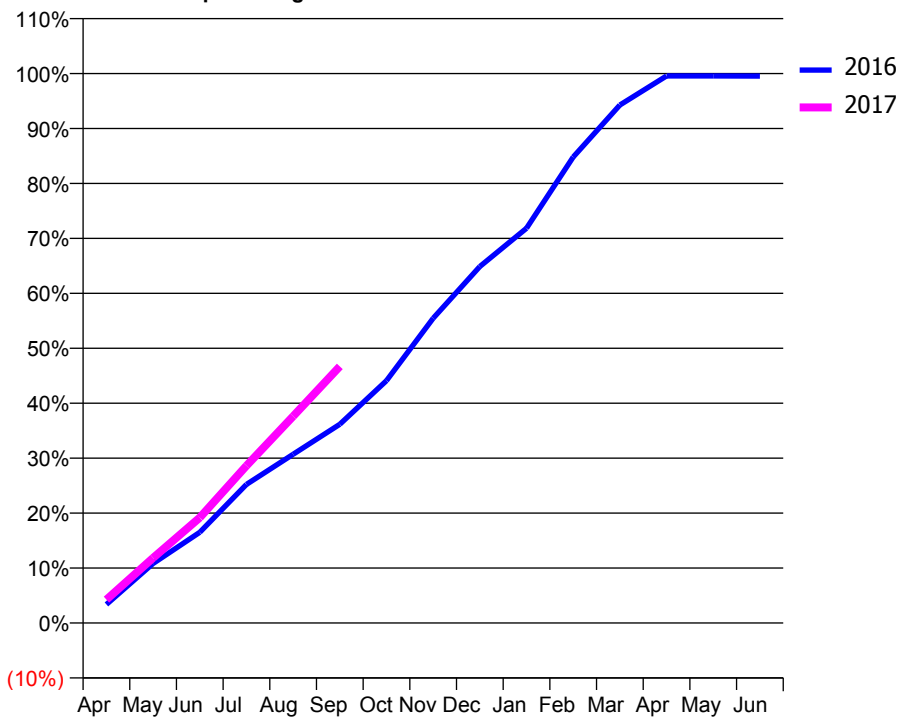
### ACCESS\*

Patients seen in 24 months	Total	Change since previous quarter
Quarter ending September 2015	9,105	
Quarter ending December 2015	9,250	→
Quarter ending March 2016	9,385	→
Quarter ending June 2016	9,360	→
Quarter ending September 2016	9,525	→
<b>Variance since September 2015</b>	<b>4.6%</b>	<b>↑</b>



### ACTIVITY

Cumulative percentage of contracted UDA delivered 2016 & 2017



Adjusted Scheduled Activity (UDA)

Month	2016	2017
April	806	1,015
May	2,583	2,824
June	3,930	4,566
July	6,004	6,815
August	7,313	8,956
September	8,611	11,119
October	10,502	
November	13,206	
December	15,446	
January	17,105	
February	20,189	
March	22,444	
April	23,702	
May	23,704	
June	23,700	

### QUALITY

	Quantity	Base Number	Contract	AT	Region	England
% of FP17s for the same patient ID Re-attending within 3 months - Children	205	2,385	8.6%	11.9%	11.8%	12.4%
% of FP17s for the same patient ID Re-attending within 3 months - Adults	710	4,275	16.6%	15.8%	16.6%	16.7%
% of FP17s for the same patient ID Re-attending between 3 & 9 months - Children	1,493	2,385	62.6%	57.1%	60.2%	57.4%
% of FP17s for the same patient ID Re-attending between 3 & 9 months - Adults	2,060	4,275	48.2%	48.6%	52.0%	50.5%
% of FP17s for Band 1 Urgent Courses	487	5,608	8.7%	9.6%	9.4%	9.1%
% of FP17s Relating to Free Repair or Replacements	58	5,608	1.0%	0.7%	0.7%	0.8%
% of FP17s Relating to Continuations	33	5,608	0.6%	0.9%	1.2%	1.3%
% of Patients satisfied with the dentistry they have received	9	11	81.8%	93.3%	93.6%	93.2%
% of Patients satisfied with the time they had to wait for an appointment	6	11	54.5%	89.2%	89.1%	89.0%

\* This is based on patients treated on this contract for their most recent course of treatment. Figures in italics indicate the base number of FP17s or Patient Questionnaire responses are less than 100. N/A is shown where the base number of responses is less than 10 during the period. % is calculated as Quantity/Base number\*100

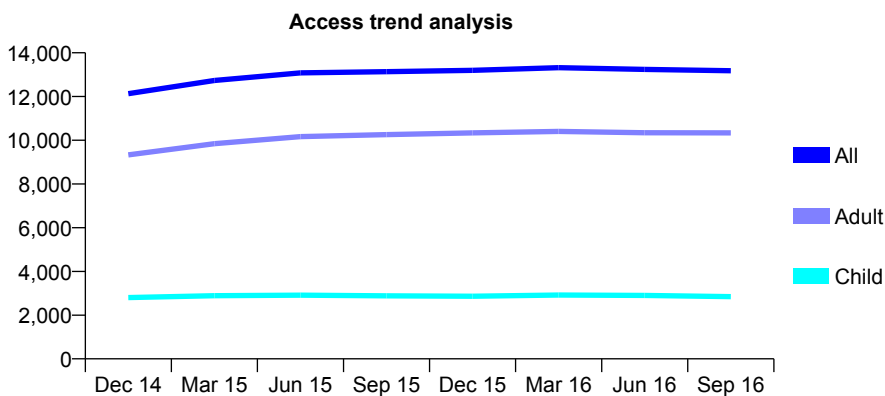
## Q69 - Vital Signs At a Glance Contract Report for 134384/0001 - September 2016

Name or company name	Cambridge Street Dental Practice LTD
Contract type name	GDS Contract
Purpose of contract	General
Contract start date	01/05/2013
Contract end date	

16/17 Contracted general activity (UDA)	40,939
Carry forward general activity (UDA)	-268
16/17 Contracted orthodontic activity (UOA)	0
Carry forward orthodontic activity (UOA)	0
Baseline contract value	£987,900.40

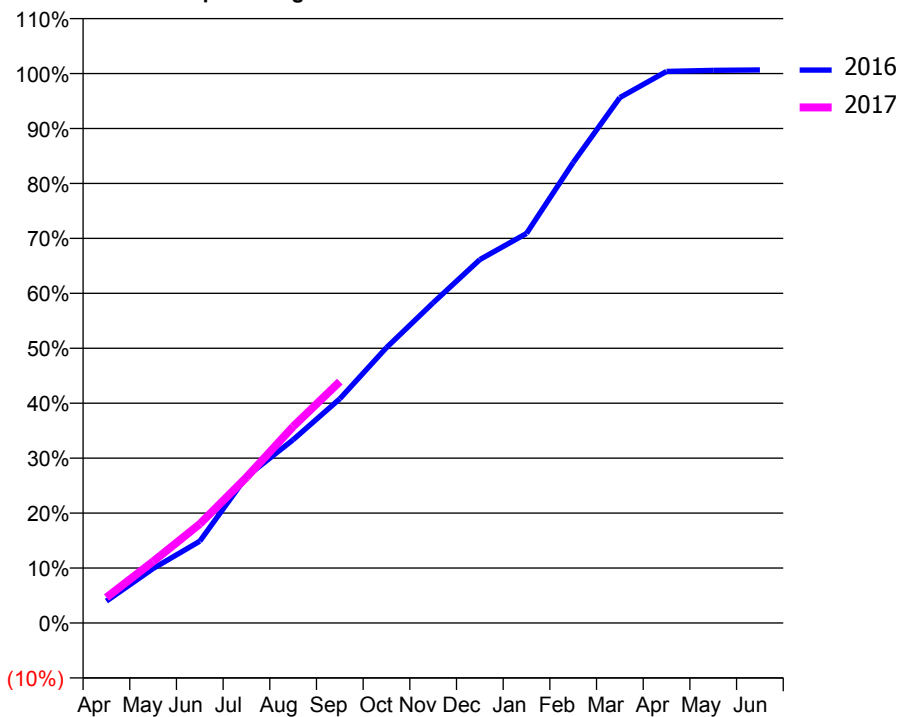
### ACCESS\*

Patients seen in 24 months	Total	Change since previous quarter
Quarter ending September 2015	13,138	
Quarter ending December 2015	13,200	→
Quarter ending March 2016	13,320	→
Quarter ending June 2016	13,243	→
Quarter ending September 2016	13,182	→
<b>Variance since September 2015</b>	<b>0.3%</b>	<b>→</b>



### ACTIVITY

Cumulative percentage of contracted UDA delivered 2016 & 2017



Month	Adjusted Scheduled Activity (UDA)	
	2016	2017
April	1,638	1,901
May	4,061	4,583
June	6,092	7,378
July	10,904	10,851
August	13,658	14,644
September	16,701	17,991
October	20,516	
November	23,855	
December	27,077	
January	29,021	
February	34,313	
March	39,150	
April	41,097	
May	41,174	
June	41,207	

### QUALITY

	Quantity	Base Number	Contract	AT	Region	England
% of FP17s for the same patient ID Re-attending within 3 months - Children	218	2,154	10.1%	11.9%	11.8%	12.4%
% of FP17s for the same patient ID Re-attending within 3 months - Adults	1,282	7,034	18.2%	15.8%	16.6%	16.7%
% of FP17s for the same patient ID Re-attending between 3 & 9 months - Children	1,178	2,154	54.7%	57.1%	60.2%	57.4%
% of FP17s for the same patient ID Re-attending between 3 & 9 months - Adults	3,368	7,034	47.9%	48.6%	52.0%	50.5%
% of FP17s for Band 1 Urgent Courses	1,148	8,347	13.8%	9.6%	9.4%	9.1%
% of FP17s Relating to Free Repair or Replacements	115	8,347	1.4%	0.7%	0.7%	0.8%
% of FP17s Relating to Continuations	42	8,347	0.5%	0.9%	1.2%	1.3%
% of Patients satisfied with the dentistry they have received	29	31	93.5%	93.3%	93.6%	93.2%
% of Patients satisfied with the time they had to wait for an appointment	31	31	100.0%	89.2%	89.1%	89.0%

\* This is based on patients treated on this contract for their most recent course of treatment. Figures in italics indicate the base number of FP17s or Patient Questionnaire responses are less than 100. N/A is shown where the base number of responses is less than 10 during the period. % is calculated as Quantity/Base number\*100

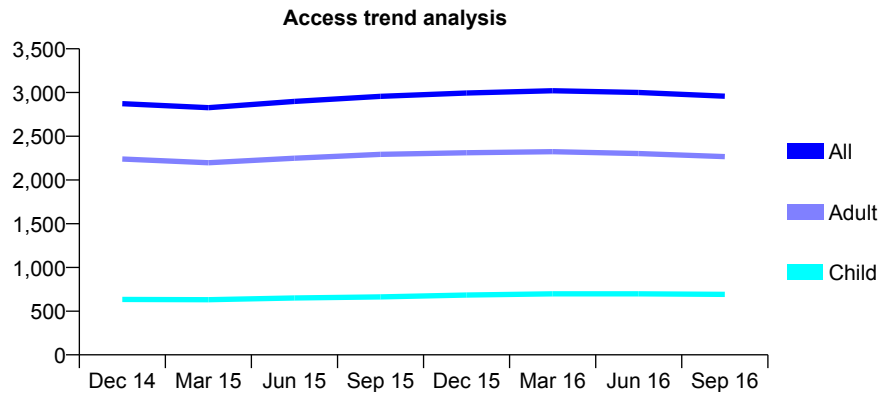
## Q69 - Vital Signs At a Glance Contract Report for 136425/0001 - September 2016

Name or company name	Barsar Ltd
Contract type name	GDS Contract
Purpose of contract	General
Contract start date	01/09/2011
Contract end date	

16/17 Contracted general activity (UDA)	7,016
Carry forward general activity (UDA)	0
16/17 Contracted orthodontic activity (UOA)	0
Carry forward orthodontic activity (UOA)	0
Baseline contract value	£146,791.73

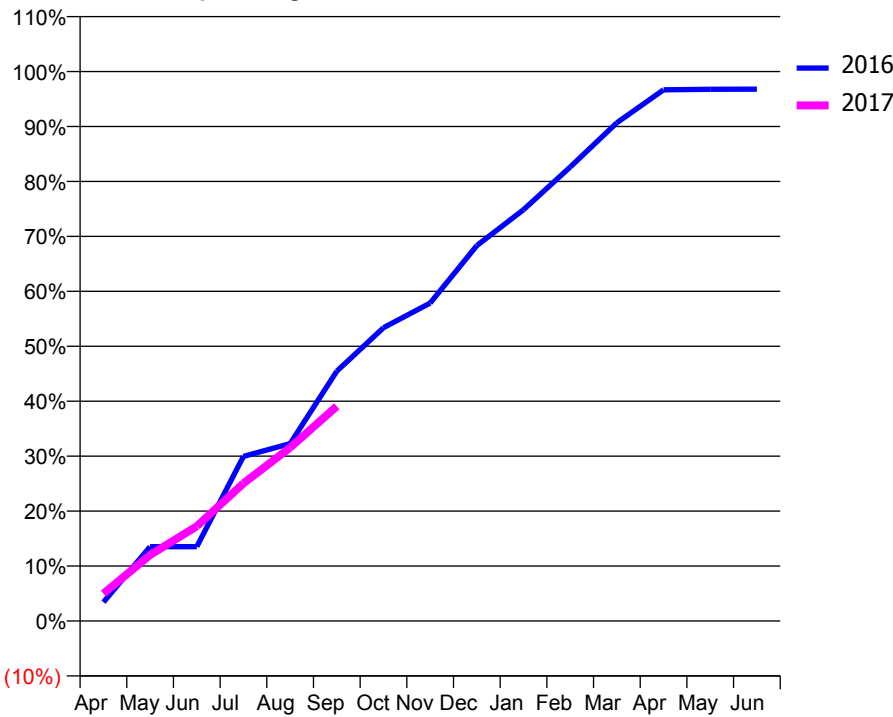
### ACCESS\*

Patients seen in 24 months	Total	Change since previous quarter
Quarter ending September 2015	2,956	
Quarter ending December 2015	2,995	→
Quarter ending March 2016	3,021	→
Quarter ending June 2016	3,000	→
Quarter ending September 2016	2,958	↓
<b>Variance since September 2015</b>	<b>0.1%</b>	<b>→</b>



### ACTIVITY

Cumulative percentage of contracted UDA delivered 2016 & 2017



Month	Adjusted Scheduled Activity (UDA)	
	2016	2017
April	252	350
May	994	843
June	994	1,210
July	2,201	1,758
August	2,372	2,214
September	3,340	2,742
October	3,921	
November	4,250	
December	5,020	
January	5,498	
February	6,069	
March	6,661	
April	7,101	
May	7,109	
June	7,110	

### QUALITY

	Quantity	Base Number	Contract	AT	Region	England
% of FP17s for the same patient ID Re-attending within 3 months - Children	40	417	9.6%	11.9%	11.8%	12.4%
% of FP17s for the same patient ID Re-attending within 3 months - Adults	279	1,437	19.4%	15.8%	16.6%	16.7%
% of FP17s for the same patient ID Re-attending between 3 & 9 months - Children	195	417	46.8%	57.1%	60.2%	57.4%
% of FP17s for the same patient ID Re-attending between 3 & 9 months - Adults	631	1,437	43.9%	48.6%	52.0%	50.5%
% of FP17s for Band 1 Urgent Courses	154	1,270	12.1%	9.6%	9.4%	9.1%
% of FP17s Relating to Free Repair or Replacements	23	1,270	1.8%	0.7%	0.7%	0.8%
% of FP17s Relating to Continuations	8	1,270	0.6%	0.9%	1.2%	1.3%
% of Patients satisfied with the dentistry they have received	4	5	N/A	93.3%	93.6%	93.2%
% of Patients satisfied with the time they had to wait for an appointment	4	5	N/A	89.2%	89.1%	89.0%

\* This is based on patients treated on this contract for their most recent course of treatment. Figures in italics indicate the base number of FP17s or Patient Questionnaire responses are less than 100. N/A is shown where the base number of responses is less than 10 during the period. % is calculated as Quantity/Base number\*100

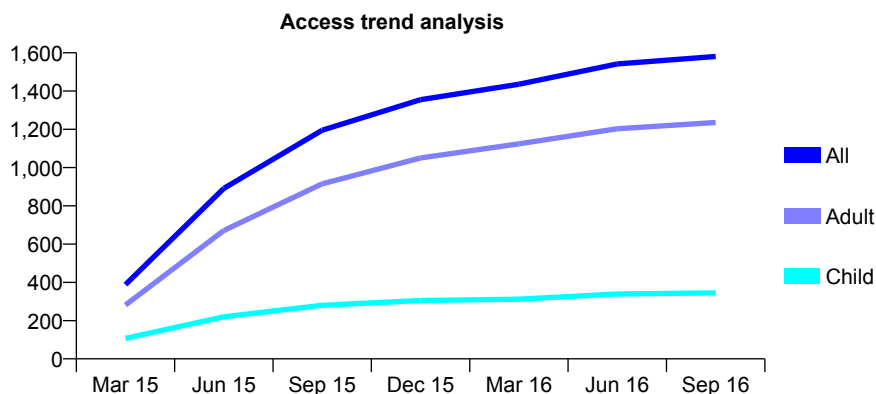
## Q69 - Vital Signs At a Glance Contract Report for 136425/0002 - September 2016

Name or company name	Barsar Ltd
Contract type name	GDS Contract
Purpose of contract	General
Contract start date	20/01/2015
Contract end date	

16/17 Contracted general activity (UDA)	4,510
Carry forward general activity (UDA)	0
16/17 Contracted orthodontic activity (UOA)	0
Carry forward orthodontic activity (UOA)	0
Baseline contract value	£95,732.65

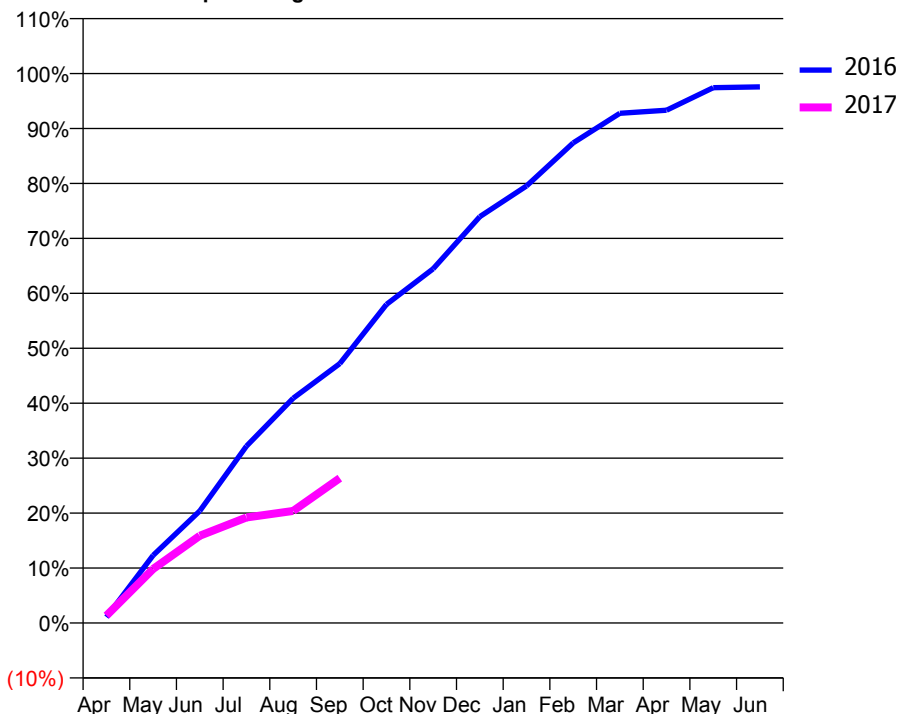
### ACCESS\*

Patients seen in 24 months	Total	Change since previous quarter
Quarter ending September 2015	1,195	
Quarter ending December 2015	1,355	↑
Quarter ending March 2016	1,436	↑
Quarter ending June 2016	1,542	↑
Quarter ending September 2016	1,581	↑
<b>Variance since September 2015</b>	<b>32.3%</b>	<b>↑</b>



### ACTIVITY

Cumulative percentage of contracted UDA delivered 2016 & 2017



Adjusted Scheduled Activity (UDA)

Month	2016	2017
April	48	61
May	555	444
June	920	716
July	1,451	866
August	1,845	919
September	2,129	1,189
October	2,615	
November	2,907	
December	3,336	
January	3,587	
February	3,940	
March	4,183	
April	4,209	
May	4,393	
June	4,400	

### QUALITY

	Quantity	Base Number	Contract	AT	Region	England
% of FP17s for the same patient ID Re-attending within 3 months - Children	16	201	8.0%	11.9%	11.8%	12.4%
% of FP17s for the same patient ID Re-attending within 3 months - Adults	67	558	12.0%	15.8%	16.6%	16.7%
% of FP17s for the same patient ID Re-attending between 3 & 9 months - Children	115	201	57.2%	57.1%	60.2%	57.4%
% of FP17s for the same patient ID Re-attending between 3 & 9 months - Adults	281	558	50.4%	48.6%	52.0%	50.5%
% of FP17s for Band 1 Urgent Courses	85	632	13.4%	9.6%	9.4%	9.1%
% of FP17s Relating to Free Repair or Replacements	4	632	0.6%	0.7%	0.7%	0.8%
% of FP17s Relating to Continuations	0	632	0.0%	0.9%	1.2%	1.3%
% of Patients satisfied with the dentistry they have received	3	4	N/A	93.3%	93.6%	93.2%
% of Patients satisfied with the time they had to wait for an appointment	2	4	N/A	89.2%	89.1%	89.0%

\* This is based on patients treated on this contract for their most recent course of treatment. Figures in italics indicate the base number of FP17s or Patient Questionnaire responses are less than 100. N/A is shown where the base number of responses is less than 10 during the period. % is calculated as Quantity/Base number\*100

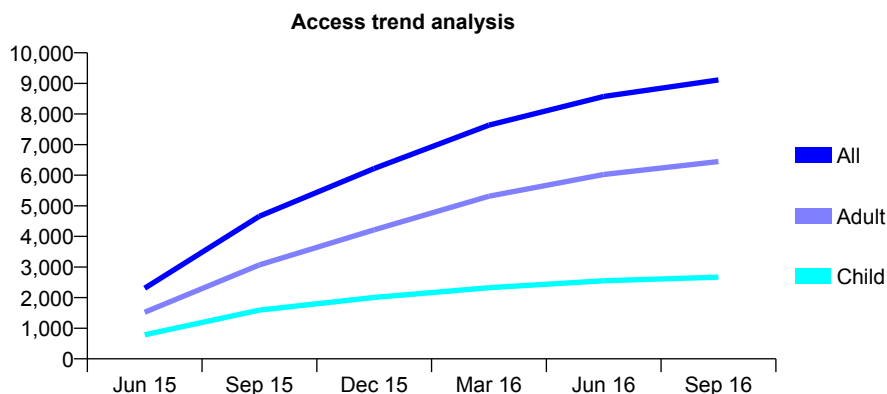
## Q69 - Vital Signs At a Glance Contract Report for 137588/0006 - September 2016

Name or company name	Damira Dental Studios Ltd
Contract type name	Pilot Contract
Purpose of contract	General
Contract start date	01/04/2015
Contract end date	

16/17 Contracted general activity (UDA)	46,702
Carry forward general activity (UDA)	0
16/17 Contracted orthodontic activity (UOA)	0
Carry forward orthodontic activity (UOA)	0
Baseline contract value	£1,202,186.18

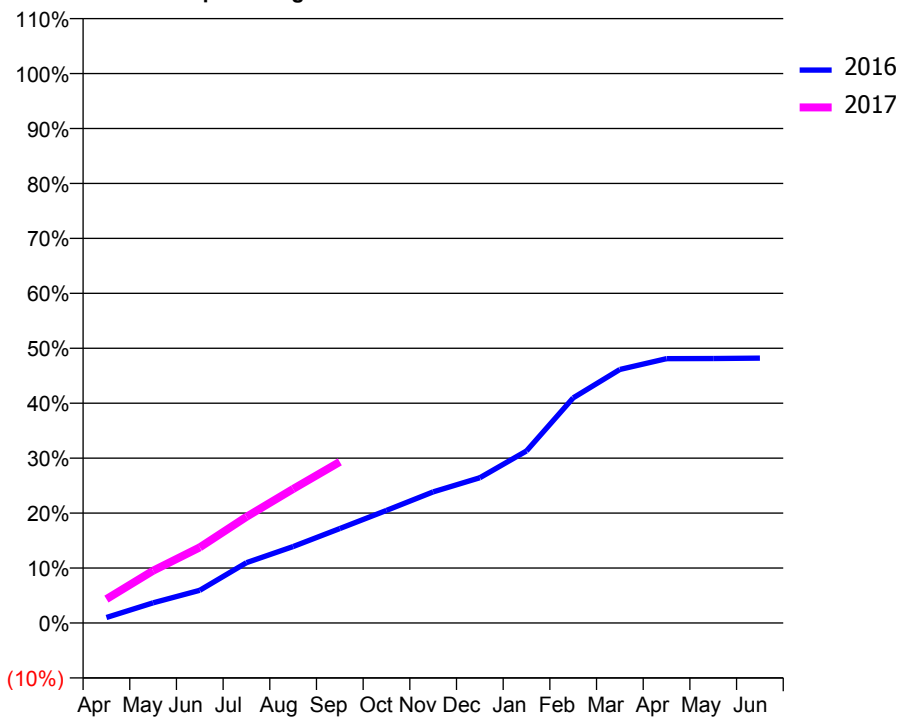
### ACCESS\*

Patients seen in 24 months	Total	Change since previous quarter
Quarter ending September 2015	4,660	
Quarter ending December 2015	6,219	↑
Quarter ending March 2016	7,636	↑
Quarter ending June 2016	8,573	↑
Quarter ending September 2016	9,114	↑
<b>Variance since September 2015</b>	<b>95.6%</b>	<b>↑</b>



### ACTIVITY

Cumulative percentage of contracted UDA delivered 2016 & 2017



Month	Adjusted Scheduled Activity (UDA)	
	2016	2017
April	466	2,029
May	1,721	4,451
June	2,780	6,429
July	5,127	9,024
August	6,502	11,393
September	8,030	13,697
October	9,572	
November	11,150	
December	12,348	
January	14,631	
February	19,137	
March	21,555	
April	22,469	
May	22,484	
June	22,514	

### QUALITY

	Quantity	Base Number	Contract	AT	Region	England
% of FP17s for the same patient ID Re-attending within 3 months - Children	185	2,332	7.9%	11.9%	11.8%	12.4%
% of FP17s for the same patient ID Re-attending within 3 months - Adults	865	4,843	17.9%	15.8%	16.6%	16.7%
% of FP17s for the same patient ID Re-attending between 3 & 9 months - Children	1,344	2,332	57.6%	57.1%	60.2%	57.4%
% of FP17s for the same patient ID Re-attending between 3 & 9 months - Adults	1,973	4,843	40.7%	48.6%	52.0%	50.5%
% of FP17s for Band 1 Urgent Courses	862	6,676	12.9%	9.6%	9.4%	9.1%
% of FP17s Relating to Free Repair or Replacements	55	6,676	0.8%	0.7%	0.7%	0.8%
% of FP17s Relating to Continuations	41	6,676	0.6%	0.9%	1.2%	1.3%
% of Patients satisfied with the dentistry they have received	6	6	N/A	93.3%	93.6%	93.2%
% of Patients satisfied with the time they had to wait for an appointment	4	6	N/A	89.2%	89.1%	89.0%

\* This is based on patients treated on this contract for their most recent course of treatment. Figures in italics indicate the base number of FP17s or Patient Questionnaire responses are less than 100. N/A is shown where the base number of responses is less than 10 during the period. % is calculated as Quantity/Base number\*100

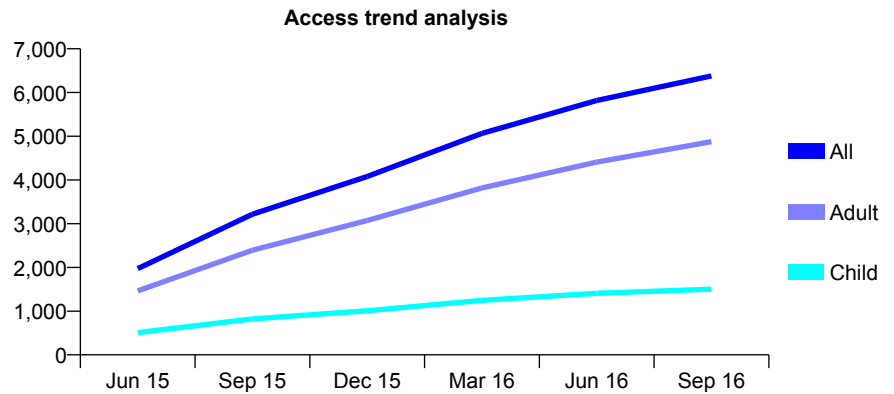
## Q69 - Vital Signs At a Glance Contract Report for 137588/0007 - September 2016

Name or company name	Damira Dental Studios Ltd
Contract type name	GDS Contract
Purpose of contract	General
Contract start date	01/04/2015
Contract end date	

16/17 Contracted general activity (UDA)	22,500
Carry forward general activity (UDA)	0
16/17 Contracted orthodontic activity (UOA)	0
Carry forward orthodontic activity (UOA)	0
Baseline contract value	£542,958.81

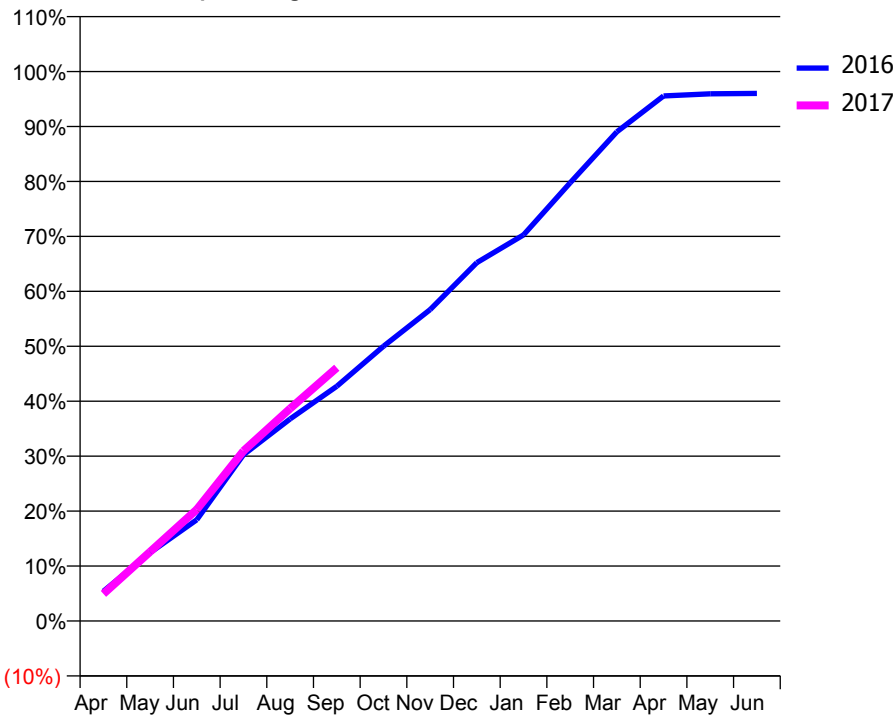
### ACCESS\*

Patients seen in 24 months	Total	Change since previous quarter
Quarter ending September 2015	3,215	
Quarter ending December 2015	4,081	↑
Quarter ending March 2016	5,065	↑
Quarter ending June 2016	5,819	↑
Quarter ending September 2016	6,378	↑
<b>Variance since September 2015</b>	<b>98.4%</b>	<b>↑</b>



### ACTIVITY

Cumulative percentage of contracted UDA delivered 2016 & 2017



Month	Adjusted Scheduled Activity (UDA)	
	2016	2017
April	1,245	1,108
May	2,863	2,834
June	4,237	4,567
July	6,958	6,962
August	8,456	8,701
September	9,825	10,370
October	11,502	
November	13,033	
December	14,996	
January	16,157	
February	18,342	
March	20,475	
April	21,973	
May	22,064	
June	22,081	

### QUALITY

	Quantity	Base Number	Contract	AT	Region	England
% of FP17s for the same patient ID Re-attending within 3 months - Children	231	1,315	17.6%	11.9%	11.8%	12.4%
% of FP17s for the same patient ID Re-attending within 3 months - Adults	975	3,920	24.9%	15.8%	16.6%	16.7%
% of FP17s for the same patient ID Re-attending between 3 & 9 months - Children	517	1,315	39.3%	57.1%	60.2%	57.4%
% of FP17s for the same patient ID Re-attending between 3 & 9 months - Adults	1,231	3,920	31.4%	48.6%	52.0%	50.5%
% of FP17s for Band 1 Urgent Courses	1,103	4,546	24.3%	9.6%	9.4%	9.1%
% of FP17s Relating to Free Repair or Replacements	25	4,546	0.5%	0.7%	0.7%	0.8%
% of FP17s Relating to Continuations	49	4,546	1.1%	0.9%	1.2%	1.3%
% of Patients satisfied with the dentistry they have received	5	5	N/A	93.3%	93.6%	93.2%
% of Patients satisfied with the time they had to wait for an appointment	5	5	N/A	89.2%	89.1%	89.0%

\* This is based on patients treated on this contract for their most recent course of treatment. Figures in italics indicate the base number of FP17s or Patient Questionnaire responses are less than 100. N/A is shown where the base number of responses is less than 10 during the period. % is calculated as Quantity/Base number\*100

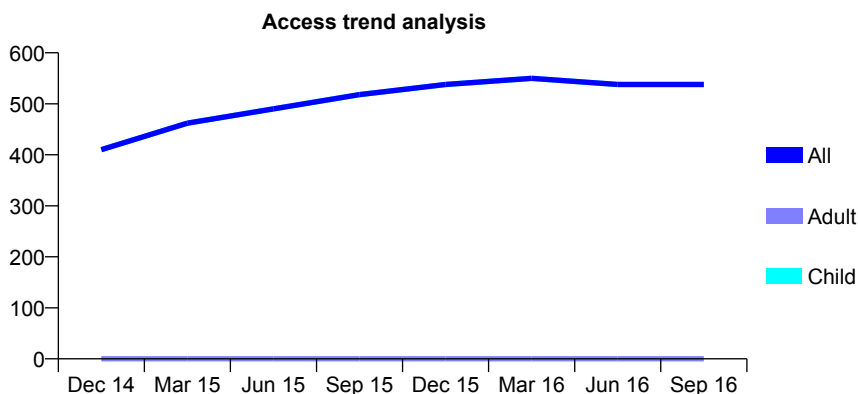
## Q69 - Vital Signs At a Glance Contract Report for 138770/0001 - September 2016

Name or company name	Greystone Dental Surgery
Contract type name	GDS Contract
Purpose of contract	General
Contract start date	18/03/2014
Contract end date	

16/17 Contracted general activity (UDA)	963
Carry forward general activity (UDA)	-19
16/17 Contracted orthodontic activity (UOA)	0
Carry forward orthodontic activity (UOA)	0
Baseline contract value	£17,041.33

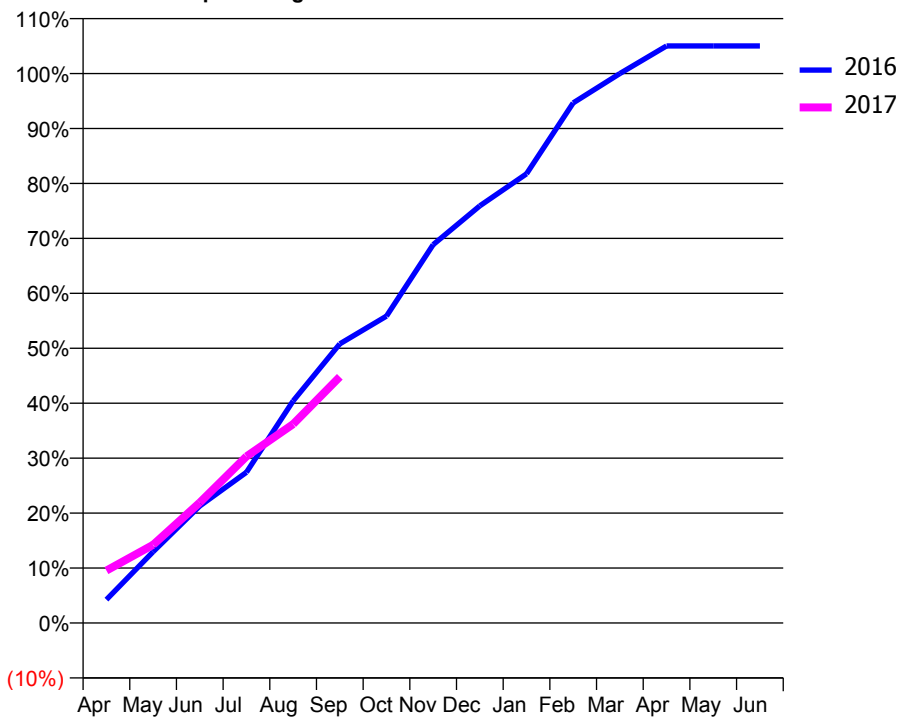
### ACCESS\*

Patients seen in 24 months	Total	Change since previous quarter
Quarter ending September 2015	518	
Quarter ending December 2015	538	↑
Quarter ending March 2016	550	↑
Quarter ending June 2016	538	↓
Quarter ending September 2016	538	→
<b>Variance since September 2015</b>	<b>3.9%</b>	<b>↑</b>



### ACTIVITY

Cumulative percentage of contracted UDA delivered 2016 & 2017



Month	Adjusted Scheduled Activity (UDA)	
	2016	2017
April	41	92
May	125	137
June	205	211
July	264	292
August	389	349
September	489	432
October	538	
November	663	
December	731	
January	787	
February	912	
March	963	
April	1,011	
May	1,011	
June	1,011	

### QUALITY

	Quantity	Base Number	Contract	AT	Region	England
% of FP17s for the same patient ID Re-attending within 3 months - Children	33	351	9.4%	11.9%	11.8%	12.4%
% of FP17s for the same patient ID Re-attending within 3 months - Adults	0	0	N/A	15.8%	16.6%	16.7%
% of FP17s for the same patient ID Re-attending between 3 & 9 months - Children	203	351	57.8%	57.1%	60.2%	57.4%
% of FP17s for the same patient ID Re-attending between 3 & 9 months - Adults	0	0	N/A	48.6%	52.0%	50.5%
% of FP17s for Band 1 Urgent Courses	8	311	2.6%	9.6%	9.4%	9.1%
% of FP17s Relating to Free Repair or Replacements	0	311	0.0%	0.7%	0.7%	0.8%
% of FP17s Relating to Continuations	11	311	3.5%	0.9%	1.2%	1.3%
% of Patients satisfied with the dentistry they have received	0	0	N/A	93.3%	93.6%	93.2%
% of Patients satisfied with the time they had to wait for an appointment	0	0	N/A	89.2%	89.1%	89.0%

\* This is based on patients treated on this contract for their most recent course of treatment. Figures in italics indicate the base number of FP17s or Patient Questionnaire responses are less than 100. N/A is shown where the base number of responses is less than 10 during the period. % is calculated as Quantity/Base number\*100



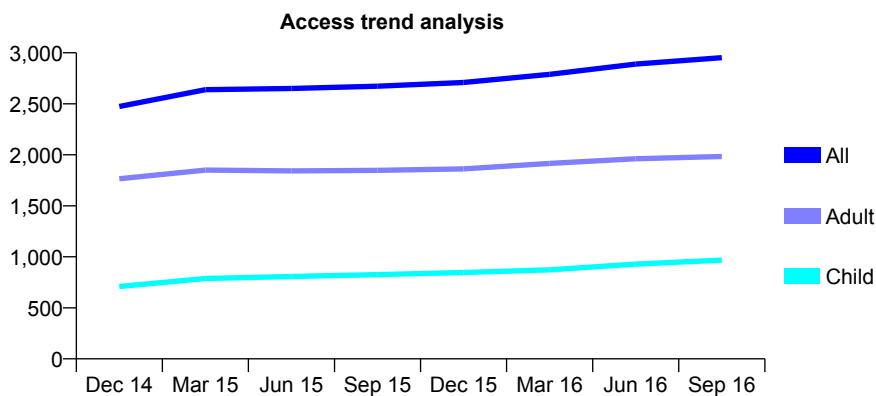
## Q69 - Vital Signs At a Glance Contract Report for 139610/0001 - September 2016

Name or company name	OPTIMA CARE (MAIDENHEAD) Ltd
Contract type name	PDS Plus Contract
Purpose of contract	General
Contract start date	01/11/2010
Contract end date	31/10/2017

16/17 Contracted general activity (UDA)	7,000
Carry forward general activity (UDA)	-146
16/17 Contracted orthodontic activity (UOA)	0
Carry forward orthodontic activity (UOA)	0
Baseline contract value	£110,831.21

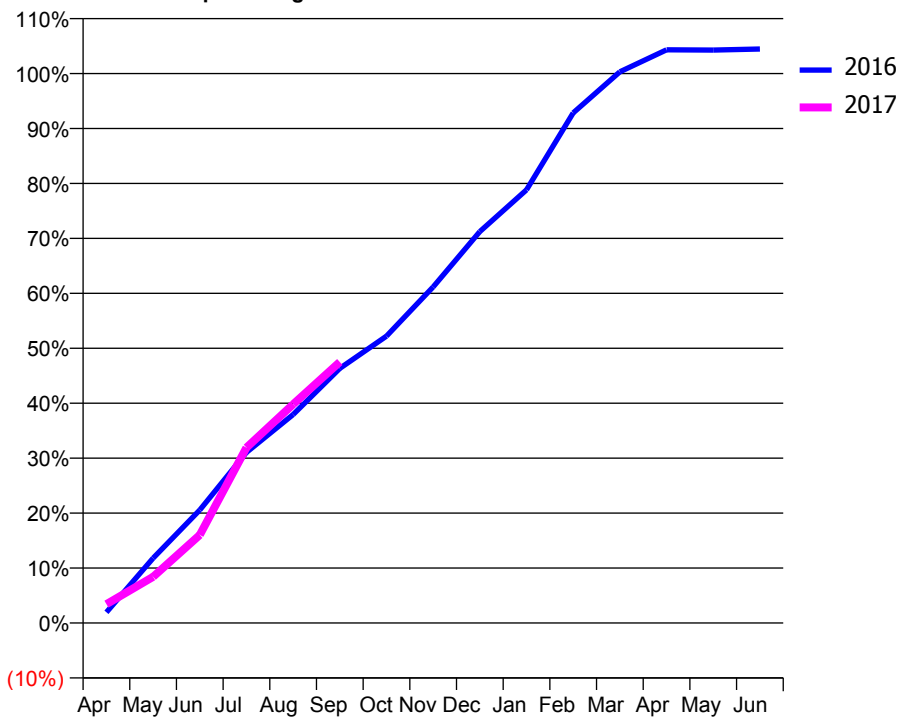
### ACCESS\*

Patients seen in 24 months	Total	Change since previous quarter
Quarter ending September 2015	2,673	
Quarter ending December 2015	2,709	→
Quarter ending March 2016	2,789	↑
Quarter ending June 2016	2,890	↑
Quarter ending September 2016	2,952	↑
<b>Variance since September 2015</b>	<b>10.4%</b>	<b>↑</b>



### ACTIVITY

Cumulative percentage of contracted UDA delivered 2016 & 2017



Month	Adjusted Scheduled Activity (UDA)	
	2016	2017
April	140	241
May	846	588
June	1,474	1,121
July	2,224	2,235
August	2,718	2,786
September	3,319	3,326
October	3,741	
November	4,383	
December	5,104	
January	5,648	
February	6,651	
March	7,187	
April	7,473	
May	7,471	
June	7,484	

### QUALITY

	Quantity	Base Number	Contract	AT	Region	England
% of FP17s for the same patient ID Re-attending within 3 months - Children	40	631	6.3%	11.9%	11.8%	12.4%
% of FP17s for the same patient ID Re-attending within 3 months - Adults	59	960	6.1%	15.8%	16.6%	16.7%
% of FP17s for the same patient ID Re-attending between 3 & 9 months - Children	256	631	40.6%	57.1%	60.2%	57.4%
% of FP17s for the same patient ID Re-attending between 3 & 9 months - Adults	338	960	35.2%	48.6%	52.0%	50.5%
% of FP17s for Band 1 Urgent Courses	83	1,339	6.2%	9.6%	9.4%	9.1%
% of FP17s Relating to Free Repair or Replacements	2	1,339	0.1%	0.7%	0.7%	0.8%
% of FP17s Relating to Continuations	0	1,339	0.0%	0.9%	1.2%	1.3%
% of Patients satisfied with the dentistry they have received	9	9	N/A	93.3%	93.6%	93.2%
% of Patients satisfied with the time they had to wait for an appointment	8	9	N/A	89.2%	89.1%	89.0%

\* This is based on patients treated on this contract for their most recent course of treatment. Figures in italics indicate the base number of FP17s or Patient Questionnaire responses are less than 100. N/A is shown where the base number of responses is less than 10 during the period. % is calculated as Quantity/Base number\*100

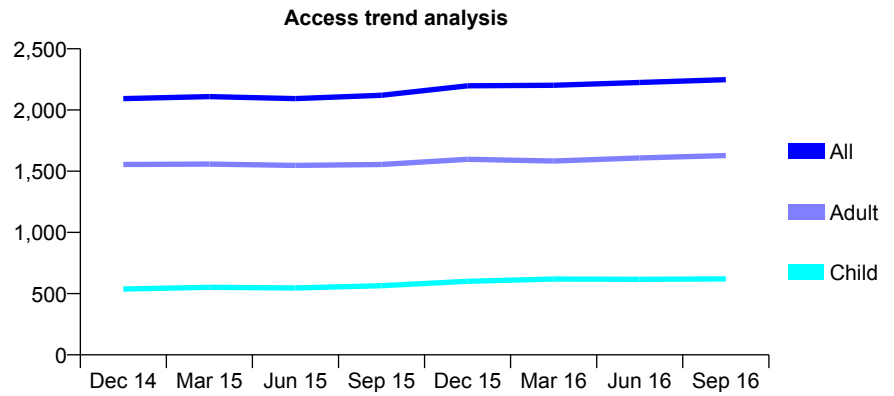
## Q69 - Vital Signs At a Glance Contract Report for 139610/0002 - September 2016

Name or company name	OPTIMA CARE (MAIDENHEAD) Ltd
Contract type name	GDS Contract
Purpose of contract	General
Contract start date	24/09/2012
Contract end date	

16/17 Contracted general activity (UDA)	4,658
Carry forward general activity (UDA)	-97
16/17 Contracted orthodontic activity (UOA)	0
Carry forward orthodontic activity (UOA)	0
Baseline contract value	£106,425.96

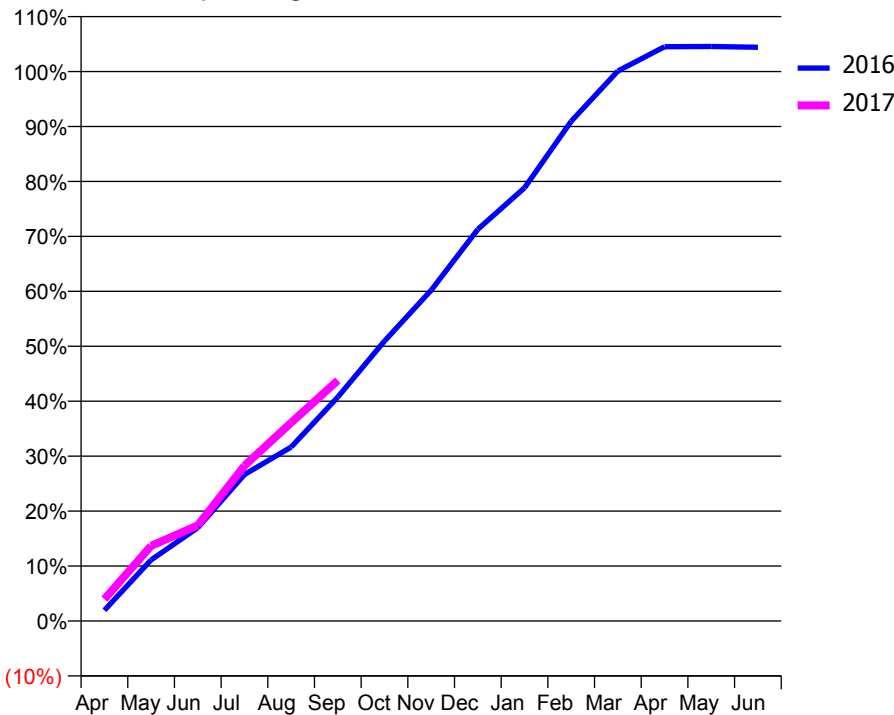
### ACCESS\*

Patients seen in 24 months	Total	Change since previous quarter
Quarter ending September 2015	2,120	
Quarter ending December 2015	2,198	↑
Quarter ending March 2016	2,202	→
Quarter ending June 2016	2,225	→
Quarter ending September 2016	2,248	→
<b>Variance since September 2015</b>	<b>6.0%</b>	<b>↑</b>



### ACTIVITY

Cumulative percentage of contracted UDA delivered 2016 & 2017



Month	Adjusted Scheduled Activity (UDA)	
	2016	2017
April	93	186
May	530	637
June	809	811
July	1,271	1,317
August	1,509	1,682
September	1,943	2,040
October	2,429	
November	2,869	
December	3,398	
January	3,758	
February	4,335	
March	4,771	
April	4,982	
May	4,984	
June	4,977	

### QUALITY

	Quantity	Base Number	Contract	AT	Region	England
% of FP17s for the same patient ID Re-attending within 3 months - Children	22	388	5.7%	11.9%	11.8%	12.4%
% of FP17s for the same patient ID Re-attending within 3 months - Adults	108	917	11.8%	15.8%	16.6%	16.7%
% of FP17s for the same patient ID Re-attending between 3 & 9 months - Children	201	388	51.8%	57.1%	60.2%	57.4%
% of FP17s for the same patient ID Re-attending between 3 & 9 months - Adults	356	917	38.8%	48.6%	52.0%	50.5%
% of FP17s for Band 1 Urgent Courses	86	858	10.0%	9.6%	9.4%	9.1%
% of FP17s Relating to Free Repair or Replacements	1	858	0.1%	0.7%	0.7%	0.8%
% of FP17s Relating to Continuations	3	858	0.3%	0.9%	1.2%	1.3%
% of Patients satisfied with the dentistry they have received	6	8	N/A	93.3%	93.6%	93.2%
% of Patients satisfied with the time they had to wait for an appointment	7	8	N/A	89.2%	89.1%	89.0%

\* This is based on patients treated on this contract for their most recent course of treatment. Figures in italics indicate the base number of FP17s or Patient Questionnaire responses are less than 100. N/A is shown where the base number of responses is less than 10 during the period. % is calculated as Quantity/Base number\*100

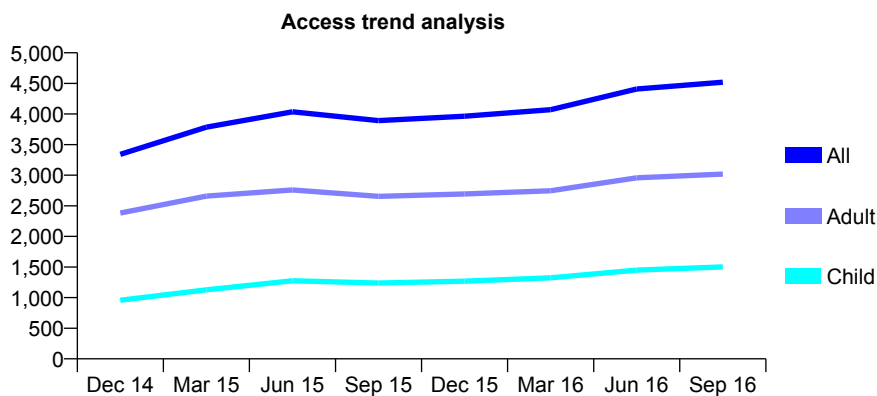
## Q69 - Vital Signs At a Glance Contract Report for 139777/0001 - September 2016

Name or company name	Alluradent Ltd
Contract type name	GDS Contract
Purpose of contract	General
Contract start date	01/12/2010
Contract end date	

16/17 Contracted general activity (UDA)	6,996
Carry forward general activity (UDA)	0
16/17 Contracted orthodontic activity (UOA)	0
Carry forward orthodontic activity (UOA)	0
Baseline contract value	£159,352.71

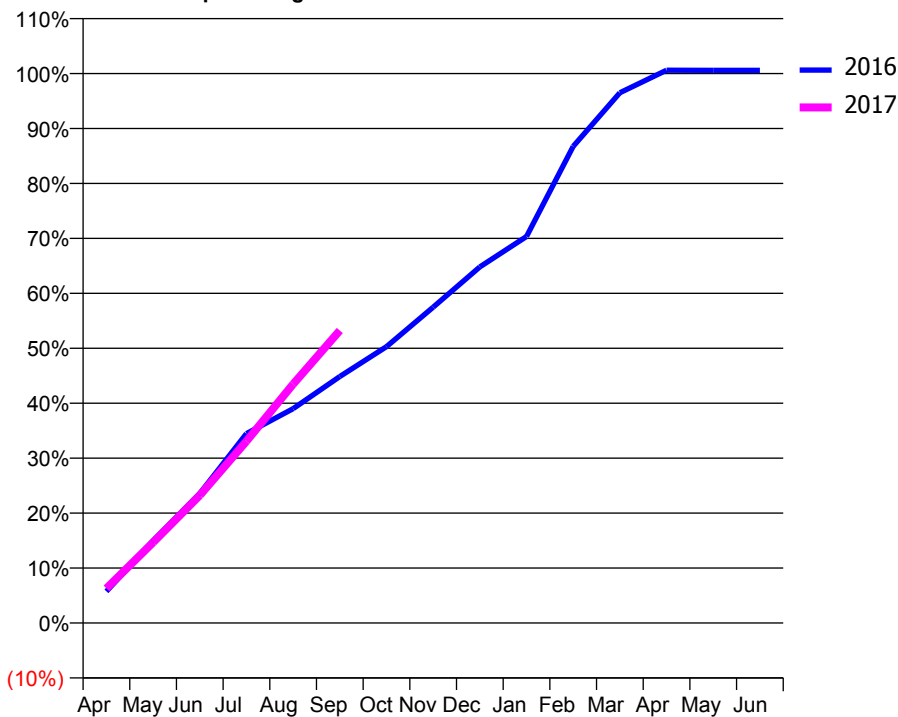
### ACCESS\*

Patients seen in 24 months	Total	Change since previous quarter
Quarter ending September 2015	3,892	
Quarter ending December 2015	3,964	→
Quarter ending March 2016	4,070	↑
Quarter ending June 2016	4,408	↑
Quarter ending September 2016	4,520	↑
<b>Variance since September 2015</b>	<b>16.1%</b>	<b>↑</b>



### ACTIVITY

Cumulative percentage of contracted UDA delivered 2016 & 2017



Month	Adjusted Scheduled Activity (UDA)	
	2016	2017
April	413	440
May	1,074	1,026
June	1,688	1,626
July	2,468	2,315
August	2,792	3,042
September	3,211	3,723
October	3,602	
November	4,116	
December	4,640	
January	5,036	
February	6,210	
March	6,910	
April	7,204	
May	7,201	
June	7,201	

### QUALITY

	Quantity	Base Number	Contract	AT	Region	England
% of FP17s for the same patient ID Re-attending within 3 months - Children	80	1,001	8.0%	11.9%	11.8%	12.4%
% of FP17s for the same patient ID Re-attending within 3 months - Adults	257	1,658	15.5%	15.8%	16.6%	16.7%
% of FP17s for the same patient ID Re-attending between 3 & 9 months - Children	293	1,001	29.3%	57.1%	60.2%	57.4%
% of FP17s for the same patient ID Re-attending between 3 & 9 months - Adults	427	1,658	25.8%	48.6%	52.0%	50.5%
% of FP17s for Band 1 Urgent Courses	297	1,942	15.3%	9.6%	9.4%	9.1%
% of FP17s Relating to Free Repair or Replacements	15	1,942	0.8%	0.7%	0.7%	0.8%
% of FP17s Relating to Continuations	15	1,942	0.8%	0.9%	1.2%	1.3%
% of Patients satisfied with the dentistry they have received	4	5	N/A	93.3%	93.6%	93.2%
% of Patients satisfied with the time they had to wait for an appointment	4	5	N/A	89.2%	89.1%	89.0%

\* This is based on patients treated on this contract for their most recent course of treatment. Figures in italics indicate the base number of FP17s or Patient Questionnaire responses are less than 100. N/A is shown where the base number of responses is less than 10 during the period. % is calculated as Quantity/Base number\*100

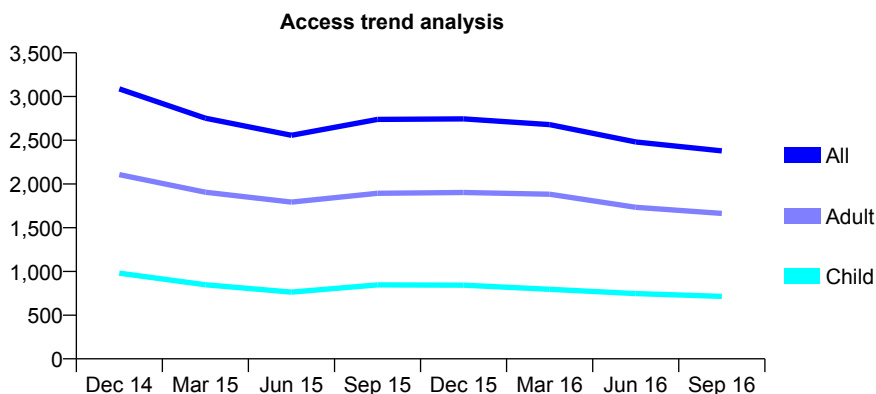
## Q69 - Vital Signs At a Glance Contract Report for 139777/0002 - September 2016

Name or company name	Alluradent Ltd
Contract type name	GDS Contract
Purpose of contract	General
Contract start date	01/12/2010
Contract end date	

16/17 Contracted general activity (UDA)	6,300
Carry forward general activity (UDA)	0
16/17 Contracted orthodontic activity (UOA)	0
Carry forward orthodontic activity (UOA)	0
Baseline contract value	£143,241.72

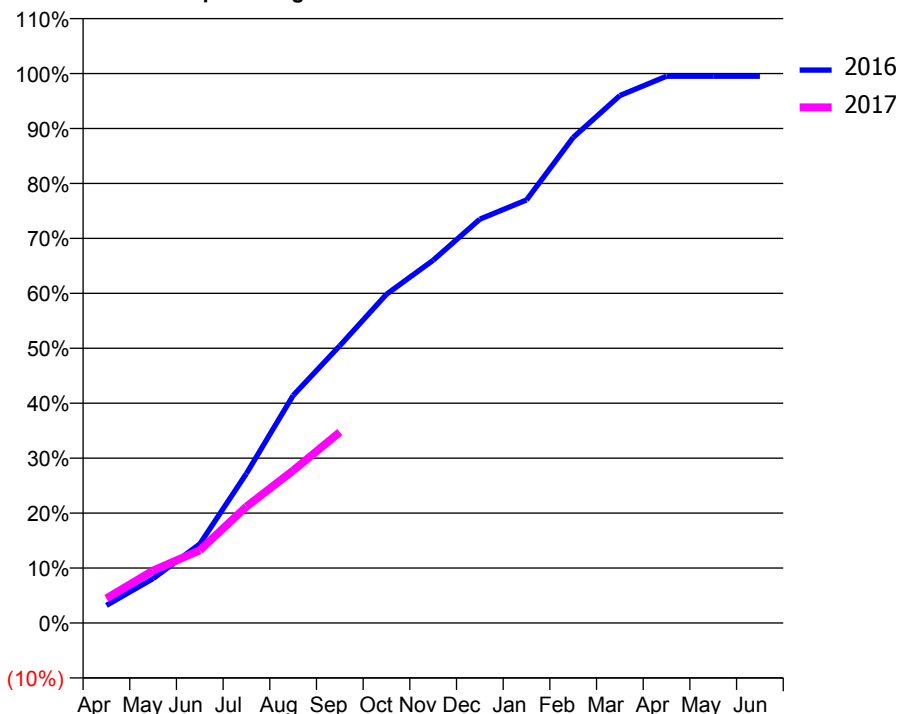
### ACCESS\*

Patients seen in 24 months	Total	Change since previous quarter
Quarter ending September 2015	2,738	
Quarter ending December 2015	2,745	→
Quarter ending March 2016	2,678	↓
Quarter ending June 2016	2,480	↓
Quarter ending September 2016	2,378	↓
<b>Variance since September 2015</b>	<b>(13.1%)</b>	<b>↓</b>



### ACTIVITY

Cumulative percentage of contracted UDA delivered 2016 & 2017



Month	Adjusted Scheduled Activity (UDA)	
	2016	2017
April	208	281
May	523	601
June	927	833
July	1,755	1,336
August	2,670	1,748
September	3,255	2,189
October	3,858	
November	4,256	
December	4,739	
January	4,964	
February	5,698	
March	6,190	
April	6,416	
May	6,416	
June	6,416	

### QUALITY

	Quantity	Base Number	Contract	AT	Region	England
% of FP17s for the same patient ID Re-attending within 3 months - Children	20	408	4.9%	11.9%	11.8%	12.4%
% of FP17s for the same patient ID Re-attending within 3 months - Adults	67	827	8.1%	15.8%	16.6%	16.7%
% of FP17s for the same patient ID Re-attending between 3 & 9 months - Children	144	408	35.3%	57.1%	60.2%	57.4%
% of FP17s for the same patient ID Re-attending between 3 & 9 months - Adults	290	827	35.1%	48.6%	52.0%	50.5%
% of FP17s for Band 1 Urgent Courses	183	1,130	16.2%	9.6%	9.4%	9.1%
% of FP17s Relating to Free Repair or Replacements	8	1,130	0.7%	0.7%	0.7%	0.8%
% of FP17s Relating to Continuations	5	1,130	0.4%	0.9%	1.2%	1.3%
% of Patients satisfied with the dentistry they have received	1	1	N/A	93.3%	93.6%	93.2%
% of Patients satisfied with the time they had to wait for an appointment	0	1	N/A	89.2%	89.1%	89.0%

\* This is based on patients treated on this contract for their most recent course of treatment. Figures in italics indicate the base number of FP17s or Patient Questionnaire responses are less than 100. N/A is shown where the base number of responses is less than 10 during the period. % is calculated as Quantity/Base number\*100

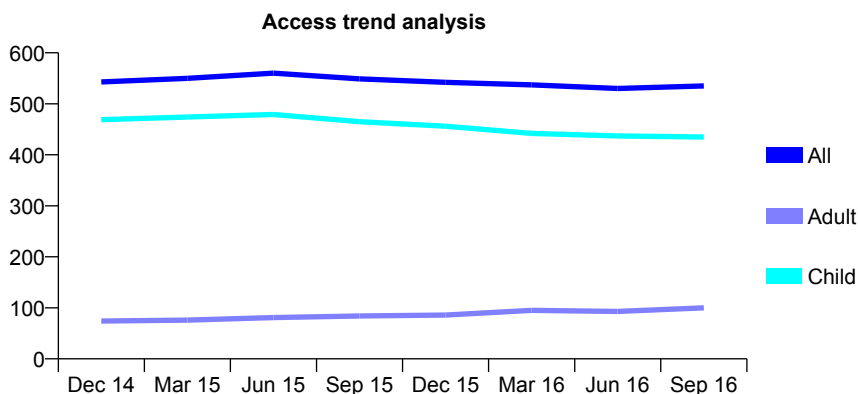
## Q69 - Vital Signs At a Glance Contract Report for 139831/0001 - September 2016

Name or company name	High Street Dental Practice (Pangbourne) L
Contract type name	GDS Contract
Purpose of contract	General
Contract start date	01/08/2010
Contract end date	

16/17 Contracted general activity (UDA)	940
Carry forward general activity (UDA)	-5
16/17 Contracted orthodontic activity (UOA)	0
Carry forward orthodontic activity (UOA)	0
Baseline contract value	£17,151.65

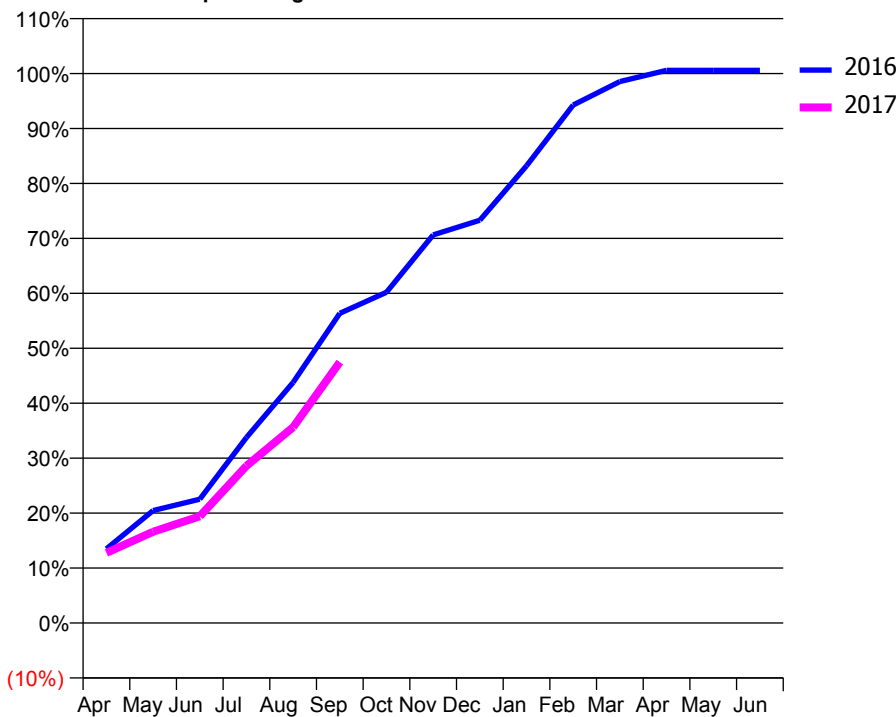
### ACCESS\*

Patients seen in 24 months	Total	Change since previous quarter
Quarter ending September 2015	549	
Quarter ending December 2015	542	↓
Quarter ending March 2016	537	→
Quarter ending June 2016	530	↓
Quarter ending September 2016	535	→
<b>Variance since September 2015</b>	<b>(2.6%)</b>	<b>↓</b>



### ACTIVITY

Cumulative percentage of contracted UDA delivered 2016 & 2017



Adjusted Scheduled Activity (UDA)

Month	2016	2017
April	127	120
May	192	156
June	212	183
July	317	269
August	412	335
September	530	446
October	566	
November	664	
December	689	
January	782	
February	886	
March	926	
April	945	
May	945	
June	945	

### QUALITY

	Quantity	Base Number	Contract	AT	Region	England
% of FP17s for the same patient ID Re-attending within 3 months - Children	13	343	3.8%	11.9%	11.8%	12.4%
% of FP17s for the same patient ID Re-attending within 3 months - Adults	3	56	5.4%	15.8%	16.6%	16.7%
% of FP17s for the same patient ID Re-attending between 3 & 9 months - Children	209	343	60.9%	57.1%	60.2%	57.4%
% of FP17s for the same patient ID Re-attending between 3 & 9 months - Adults	29	56	51.8%	48.6%	52.0%	50.5%
% of FP17s for Band 1 Urgent Courses	7	382	1.8%	9.6%	9.4%	9.1%
% of FP17s Relating to Free Repair or Replacements	0	382	0.0%	0.7%	0.7%	0.8%
% of FP17s Relating to Continuations	0	382	0.0%	0.9%	1.2%	1.3%
% of Patients satisfied with the dentistry they have received	0	0	N/A	93.3%	93.6%	93.2%
% of Patients satisfied with the time they had to wait for an appointment	0	0	N/A	89.2%	89.1%	89.0%

\* This is based on patients treated on this contract for their most recent course of treatment. Figures in italics indicate the base number of FP17s or Patient Questionnaire responses are less than 100. N/A is shown where the base number of responses is less than 10 during the period. % is calculated as Quantity/Base number\*100

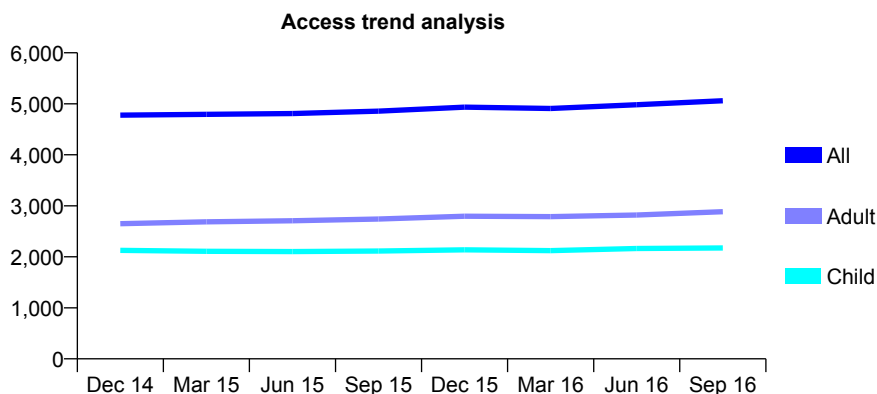
## Q69 - Vital Signs At a Glance Contract Report for 140694/0001 - September 2016

Name or company name	Abbey D. Surgery Ltd
Contract type name	GDS Contract
Purpose of contract	General
Contract start date	01/04/2008
Contract end date	

16/17 Contracted general activity (UDA)	15,878
Carry forward general activity (UDA)	0
16/17 Contracted orthodontic activity (UOA)	0
Carry forward orthodontic activity (UOA)	0
Baseline contract value	£430,830.29

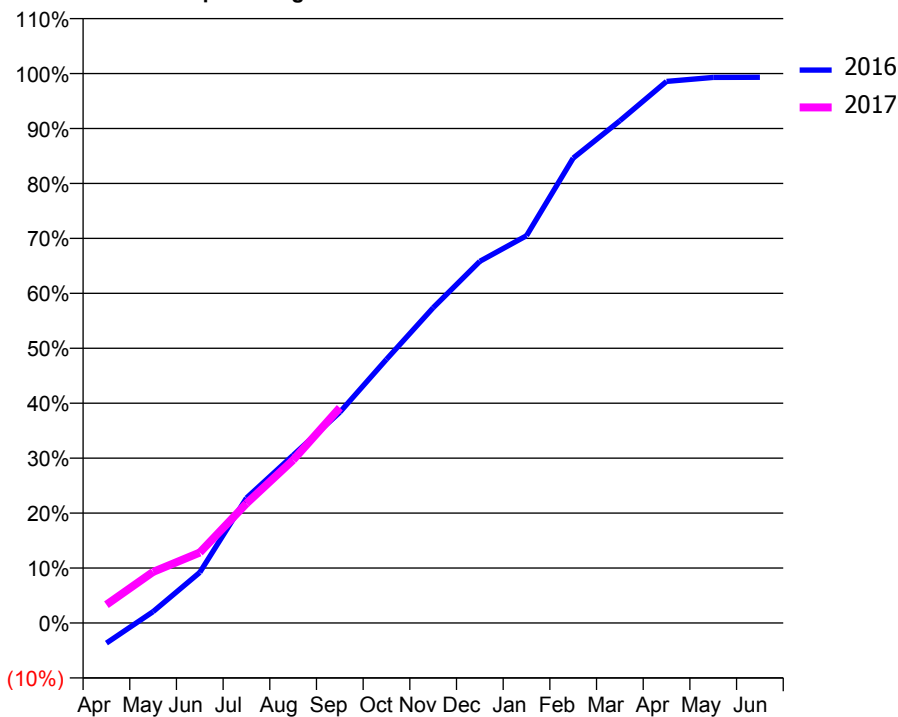
### ACCESS\*

Patients seen in 24 months	Total	Change since previous quarter
Quarter ending September 2015	4,855	
Quarter ending December 2015	4,934	→
Quarter ending March 2016	4,909	→
Quarter ending June 2016	4,982	→
Quarter ending September 2016	5,059	→
<b>Variance since September 2015</b>	<b>4.2%</b>	<b>↑</b>



### ACTIVITY

Cumulative percentage of contracted UDA delivered 2016 & 2017



Adjusted Scheduled Activity (UDA)

Month	2016	2017
April	-582	530
May	329	1,477
June	1,464	2,037
July	3,612	3,454
August	4,847	4,711
September	6,090	6,221
October	7,620	
November	9,111	
December	10,451	
January	11,190	
February	13,434	
March	14,512	
April	15,648	
May	15,766	
June	15,769	

### QUALITY

	Quantity	Base Number	Contract	AT	Region	England
% of FP17s for the same patient ID Re-attending within 3 months - Children	196	1,424	13.8%	11.9%	11.8%	12.4%
% of FP17s for the same patient ID Re-attending within 3 months - Adults	383	1,528	25.1%	15.8%	16.6%	16.7%
% of FP17s for the same patient ID Re-attending between 3 & 9 months - Children	459	1,424	32.2%	57.1%	60.2%	57.4%
% of FP17s for the same patient ID Re-attending between 3 & 9 months - Adults	371	1,528	24.3%	48.6%	52.0%	50.5%
% of FP17s for Band 1 Urgent Courses	382	2,086	18.3%	9.6%	9.4%	9.1%
% of FP17s Relating to Free Repair or Replacements	14	2,086	0.7%	0.7%	0.7%	0.8%
% of FP17s Relating to Continuations	34	2,086	1.6%	0.9%	1.2%	1.3%
% of Patients satisfied with the dentistry they have received	3	3	N/A	93.3%	93.6%	93.2%
% of Patients satisfied with the time they had to wait for an appointment	3	3	N/A	89.2%	89.1%	89.0%

\* This is based on patients treated on this contract for their most recent course of treatment. Figures in italics indicate the base number of FP17s or Patient Questionnaire responses are less than 100. N/A is shown where the base number of responses is less than 10 during the period. % is calculated as Quantity/Base number\*100

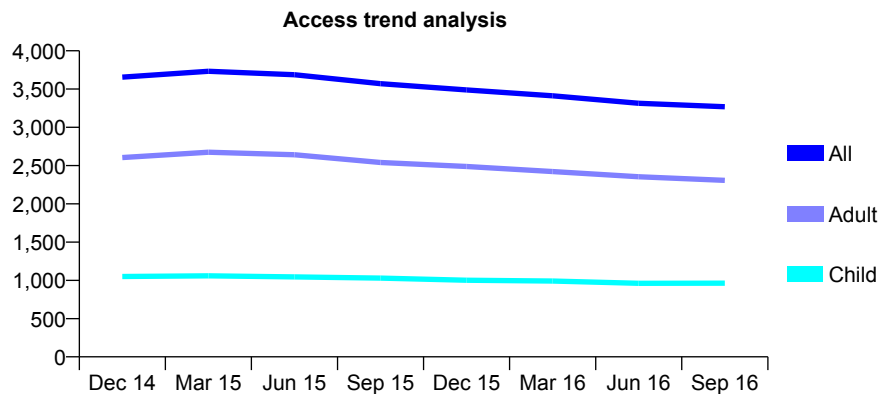
## Q69 - Vital Signs At a Glance Contract Report for 142379/0001 - September 2016

Name or company name	Bicester Dental Care
Contract type name	GDS Contract
Purpose of contract	General
Contract start date	01/10/2011
Contract end date	

16/17 Contracted general activity (UDA)	15,694
Carry forward general activity (UDA)	-123
16/17 Contracted orthodontic activity (UOA)	0
Carry forward orthodontic activity (UOA)	0
Baseline contract value	£400,356.74

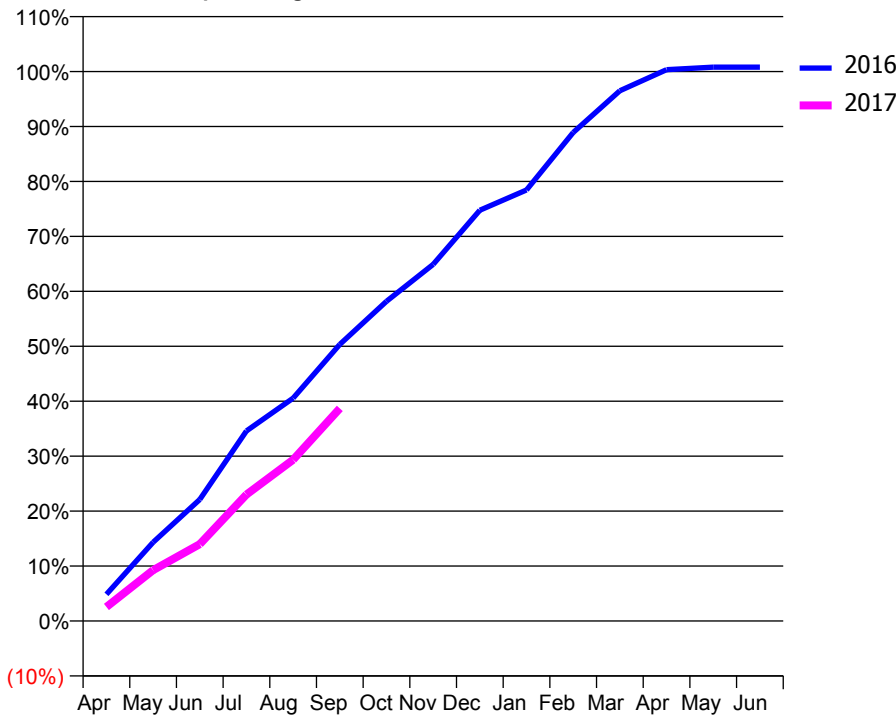
### ACCESS\*

Patients seen in 24 months	Total	Change since previous quarter
Quarter ending September 2015	3,570	
Quarter ending December 2015	3,489	↓
Quarter ending March 2016	3,412	↓
Quarter ending June 2016	3,315	↓
Quarter ending September 2016	3,269	↓
<b>Variance since September 2015</b>	<b>(8.4%)</b>	<b>↓</b>



### ACTIVITY

Cumulative percentage of contracted UDA delivered 2016 & 2017



Month	Adjusted Scheduled Activity (UDA)	
	2016	2017
April	765	403
May	2,247	1,453
June	3,472	2,194
July	5,428	3,613
August	6,366	4,608
September	7,902	6,073
October	9,132	
November	10,186	
December	11,732	
January	12,312	
February	13,953	
March	15,145	
April	15,746	
May	15,819	
June	15,818	

### QUALITY

	Quantity	Base Number	Contract	AT	Region	England
% of FP17s for the same patient ID Re-attending within 3 months - Children	28	790	3.5%	11.9%	11.8%	12.4%
% of FP17s for the same patient ID Re-attending within 3 months - Adults	217	1,650	13.2%	15.8%	16.6%	16.7%
% of FP17s for the same patient ID Re-attending between 3 & 9 months - Children	564	790	71.4%	57.1%	60.2%	57.4%
% of FP17s for the same patient ID Re-attending between 3 & 9 months - Adults	1,005	1,650	60.9%	48.6%	52.0%	50.5%
% of FP17s for Band 1 Urgent Courses	135	2,169	6.2%	9.6%	9.4%	9.1%
% of FP17s Relating to Free Repair or Replacements	10	2,169	0.5%	0.7%	0.7%	0.8%
% of FP17s Relating to Continuations	18	2,169	0.8%	0.9%	1.2%	1.3%
% of Patients satisfied with the dentistry they have received	2	2	N/A	93.3%	93.6%	93.2%
% of Patients satisfied with the time they had to wait for an appointment	2	2	N/A	89.2%	89.1%	89.0%

\* This is based on patients treated on this contract for their most recent course of treatment. Figures in italics indicate the base number of FP17s or Patient Questionnaire responses are less than 100. N/A is shown where the base number of responses is less than 10 during the period. % is calculated as Quantity/Base number\*100



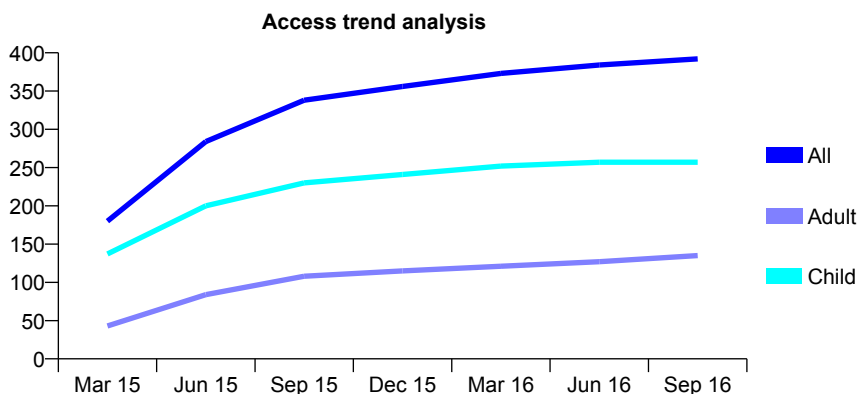
## Q69 - Vital Signs At a Glance Contract Report for 143073/0001 - September 2016

Name or company name	MARKET SQUARE DENTAL PRACTICE P
Contract type name	GDS Contract
Purpose of contract	General
Contract start date	03/11/2014
Contract end date	

16/17 Contracted general activity (UDA)	648
Carry forward general activity (UDA)	-13
16/17 Contracted orthodontic activity (UOA)	0
Carry forward orthodontic activity (UOA)	0
Baseline contract value	£16,873.49

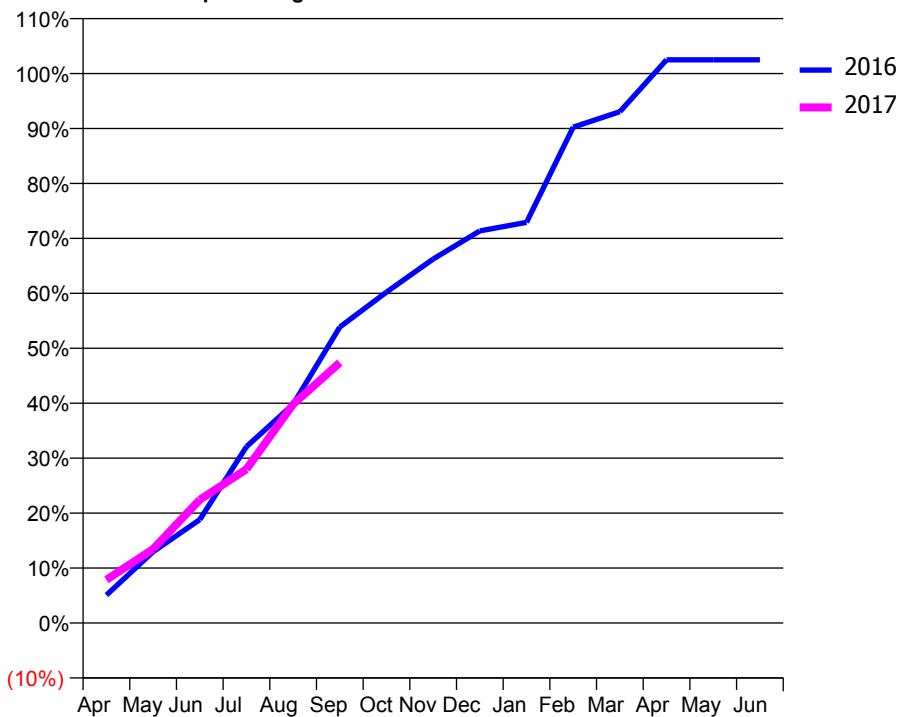
### ACCESS\*

Patients seen in 24 months	Total	Change since previous quarter
Quarter ending September 2015	338	
Quarter ending December 2015	356	↑
Quarter ending March 2016	373	↑
Quarter ending June 2016	384	↑
Quarter ending September 2016	392	↑
<b>Variance since September 2015</b>	<b>16.0%</b>	<b>↑</b>



### ACTIVITY

Cumulative percentage of contracted UDA delivered 2016 & 2017



Month	Adjusted Scheduled Activity (UDA)	
	2016	2017
April	33	51
May	84	87
June	122	145
July	208	181
August	258	258
September	349	307
October	390	
November	429	
December	462	
January	472	
February	585	
March	603	
April	664	
May	664	
June	664	

### QUALITY

	Quantity	Base Number	Contract	AT	Region	England
% of FP17s for the same patient ID Re-attending within 3 months - Children	10	185	5.4%	11.9%	11.8%	12.4%
% of FP17s for the same patient ID Re-attending within 3 months - Adults	5	69	7.2%	15.8%	16.6%	16.7%
% of FP17s for the same patient ID Re-attending between 3 & 9 months - Children	88	185	47.6%	57.1%	60.2%	57.4%
% of FP17s for the same patient ID Re-attending between 3 & 9 months - Adults	28	69	40.6%	48.6%	52.0%	50.5%
% of FP17s for Band 1 Urgent Courses	5	211	2.4%	9.6%	9.4%	9.1%
% of FP17s Relating to Free Repair or Replacements	0	211	0.0%	0.7%	0.7%	0.8%
% of FP17s Relating to Continuations	5	211	2.4%	0.9%	1.2%	1.3%
% of Patients satisfied with the dentistry they have received	0	0	N/A	93.3%	93.6%	93.2%
% of Patients satisfied with the time they had to wait for an appointment	0	0	N/A	89.2%	89.1%	89.0%

\* This is based on patients treated on this contract for their most recent course of treatment. Figures in italics indicate the base number of FP17s or Patient Questionnaire responses are less than 100. N/A is shown where the base number of responses is less than 10 during the period. % is calculated as Quantity/Base number\*100

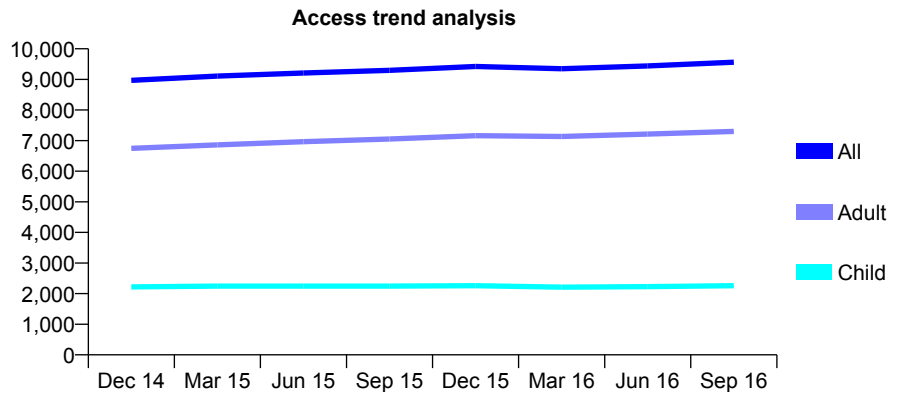
## Q69 - Vital Signs At a Glance Contract Report for 143367/0001 - September 2016

Name or company name	Bloxdent Ltd
Contract type name	GDS Contract
Purpose of contract	General
Contract start date	01/01/2010
Contract end date	

16/17 Contracted general activity (UDA)	25,812
Carry forward general activity (UDA)	-366
16/17 Contracted orthodontic activity (UOA)	0
Carry forward orthodontic activity (UOA)	0
Baseline contract value	£649,226.26

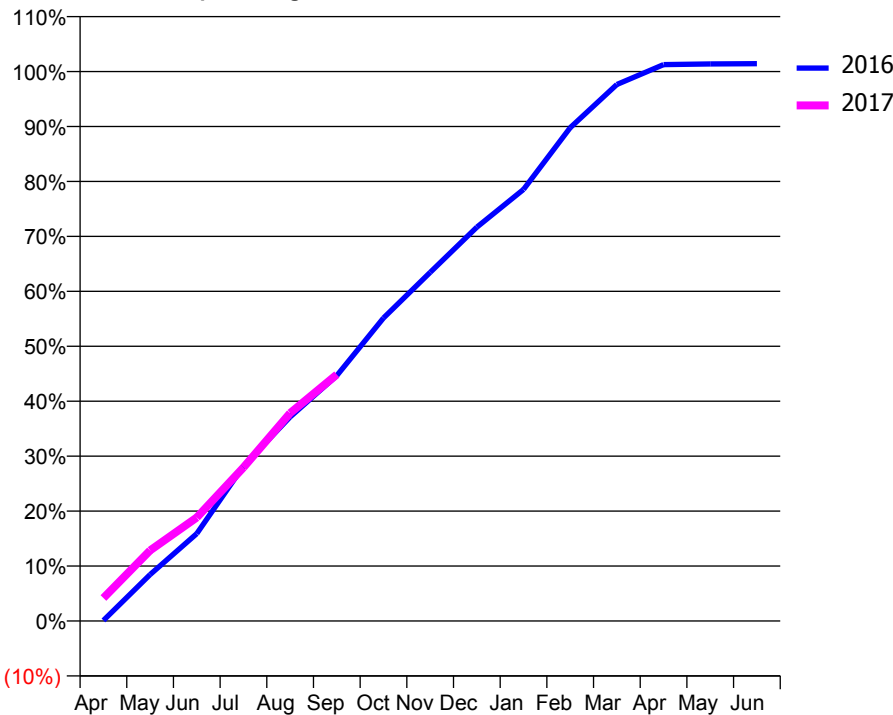
### ACCESS\*

Patients seen in 24 months	Total	Change since previous quarter
Quarter ending September 2015	9,296	
Quarter ending December 2015	9,424	→
Quarter ending March 2016	9,347	→
Quarter ending June 2016	9,441	→
Quarter ending September 2016	9,560	→
<b>Variance since September 2015</b>	<b>2.8%</b>	<b>↑</b>



### ACTIVITY

Cumulative percentage of contracted UDA delivered 2016 & 2017



### QUALITY

	Quantity	Base Number	Contract	AT	Region	England
% of FP17s for the same patient ID Re-attending within 3 months - Children	162	1,868	8.7%	11.9%	11.8%	12.4%
% of FP17s for the same patient ID Re-attending within 3 months - Adults	784	5,176	15.1%	15.8%	16.6%	16.7%
% of FP17s for the same patient ID Re-attending between 3 & 9 months - Children	1,208	1,868	64.7%	57.1%	60.2%	57.4%
% of FP17s for the same patient ID Re-attending between 3 & 9 months - Adults	2,935	5,176	56.7%	48.6%	52.0%	50.5%
% of FP17s for Band 1 Urgent Courses	437	6,001	7.3%	9.6%	9.4%	9.1%
% of FP17s Relating to Free Repair or Replacements	145	6,001	2.4%	0.7%	0.7%	0.8%
% of FP17s Relating to Continuations	56	6,001	0.9%	0.9%	1.2%	1.3%
% of Patients satisfied with the dentistry they have received	15	17	88.2%	93.3%	93.6%	93.2%
% of Patients satisfied with the time they had to wait for an appointment	16	17	94.1%	89.2%	89.1%	89.0%

\* This is based on patients treated on this contract for their most recent course of treatment. Figures in italics indicate the base number of FP17s or Patient Questionnaire responses are less than 100. N/A is shown where the base number of responses is less than 10 during the period. % is calculated as Quantity/Base number\*100

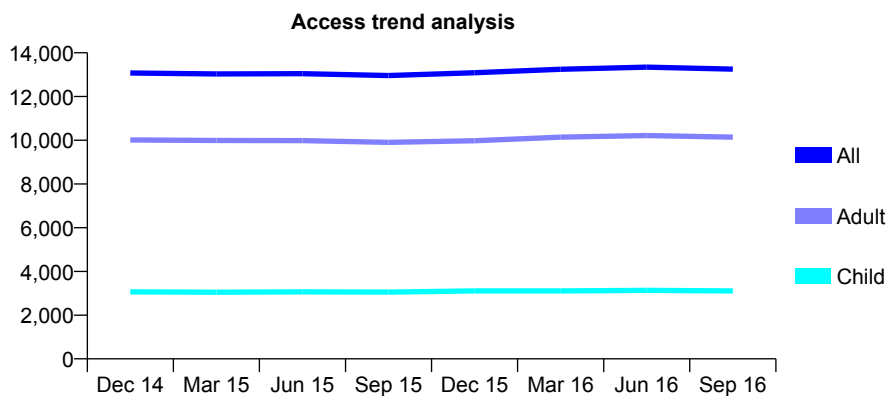
## Q69 - Vital Signs At a Glance Contract Report for 143367/0002 - September 2016

Name or company name	Bloxdent Ltd
Contract type name	GDS Contract
Purpose of contract	General
Contract start date	01/01/2010
Contract end date	

16/17 Contracted general activity (UDA)	35,340
Carry forward general activity (UDA)	702
16/17 Contracted orthodontic activity (UOA)	0
Carry forward orthodontic activity (UOA)	0
Baseline contract value	£835,596.52

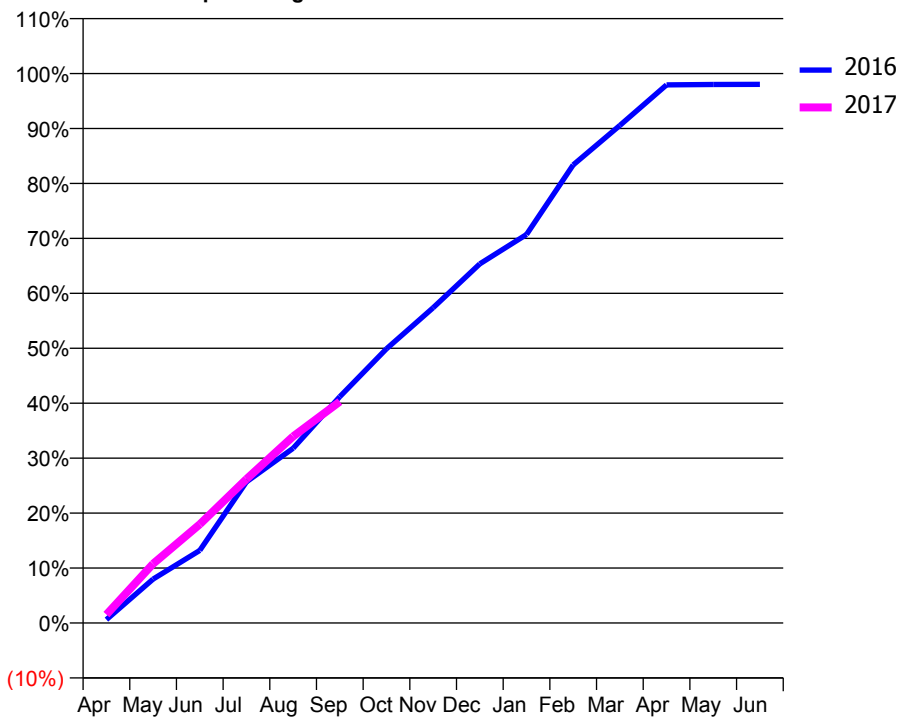
### ACCESS\*

Patients seen in 24 months	Total	Change since previous quarter
Quarter ending September 2015	12,958	
Quarter ending December 2015	13,085	→
Quarter ending March 2016	13,247	→
Quarter ending June 2016	13,345	→
Quarter ending September 2016	13,252	→
<b>Variance since September 2015</b>	<b>2.3%</b>	<b>↑</b>



### ACTIVITY

Cumulative percentage of contracted UDA delivered 2016 & 2017



Month	Adjusted Scheduled Activity (UDA)	
	2016	2017
April	216	548
May	2,828	3,816
June	4,671	6,354
July	9,074	9,255
August	11,243	12,006
September	14,557	14,244
October	17,636	
November	20,274	
December	23,097	
January	24,986	
February	29,461	
March	32,000	
April	34,605	
May	34,636	
June	34,639	

### QUALITY

	Quantity	Base Number	Contract	AT	Region	England
% of FP17s for the same patient ID Re-attending within 3 months - Children	228	2,432	9.4%	11.9%	11.8%	12.4%
% of FP17s for the same patient ID Re-attending within 3 months - Adults	1,299	7,390	17.6%	15.8%	16.6%	16.7%
% of FP17s for the same patient ID Re-attending between 3 & 9 months - Children	1,499	2,432	61.6%	57.1%	60.2%	57.4%
% of FP17s for the same patient ID Re-attending between 3 & 9 months - Adults	4,144	7,390	56.1%	48.6%	52.0%	50.5%
% of FP17s for Band 1 Urgent Courses	670	7,726	8.7%	9.6%	9.4%	9.1%
% of FP17s Relating to Free Repair or Replacements	208	7,726	2.7%	0.7%	0.7%	0.8%
% of FP17s Relating to Continuations	99	7,726	1.3%	0.9%	1.2%	1.3%
% of Patients satisfied with the dentistry they have received	11	11	100.0%	93.3%	93.6%	93.2%
% of Patients satisfied with the time they had to wait for an appointment	11	11	100.0%	89.2%	89.1%	89.0%

\* This is based on patients treated on this contract for their most recent course of treatment. Figures in italics indicate the base number of FP17s or Patient Questionnaire responses are less than 100. N/A is shown where the base number of responses is less than 10 during the period. % is calculated as Quantity/Base number\*100

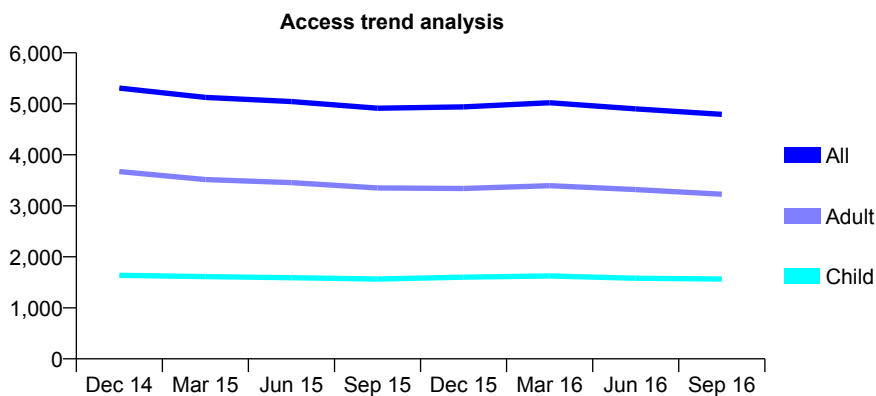
## Q69 - Vital Signs At a Glance Contract Report for 145971/0001 - September 2016

Name or company name	Gill Brothers Dental Surgeries Ltd
Contract type name	GDS Contract
Purpose of contract	General
Contract start date	05/05/2009
Contract end date	

16/17 Contracted general activity (UDA)	16,940
Carry forward general activity (UDA)	0
16/17 Contracted orthodontic activity (UOA)	0
Carry forward orthodontic activity (UOA)	0
Baseline contract value	£436,031.04

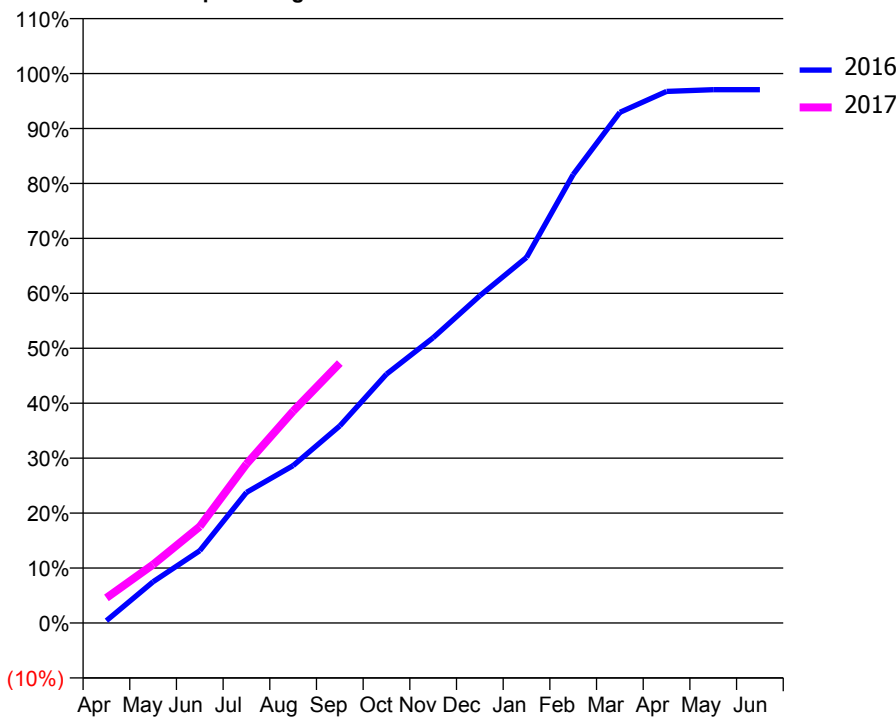
### ACCESS\*

Patients seen in 24 months	Total	Change since previous quarter
Quarter ending September 2015	4,915	
Quarter ending December 2015	4,941	→
Quarter ending March 2016	5,020	→
Quarter ending June 2016	4,901	↓
Quarter ending September 2016	4,793	↓
<b>Variance since September 2015</b>	<b>(2.5%)</b>	<b>↓</b>



### ACTIVITY

Cumulative percentage of contracted UDA delivered 2016 & 2017



Month	Adjusted Scheduled Activity (UDA)	
	2016	2017
April	75	773
May	1,333	1,803
June	2,337	2,972
July	4,216	4,901
August	5,083	6,531
September	6,361	8,014
October	8,033	
November	9,207	
December	10,566	
January	11,798	
February	14,475	
March	16,482	
April	17,158	
May	17,212	
June	17,215	

### QUALITY

	Quantity	Base Number	Contract	AT	Region	England
% of FP17s for the same patient ID Re-attending within 3 months - Children	69	1,062	6.5%	11.9%	11.8%	12.4%
% of FP17s for the same patient ID Re-attending within 3 months - Adults	367	1,997	18.4%	15.8%	16.6%	16.7%
% of FP17s for the same patient ID Re-attending between 3 & 9 months - Children	545	1,062	51.3%	57.1%	60.2%	57.4%
% of FP17s for the same patient ID Re-attending between 3 & 9 months - Adults	865	1,997	43.3%	48.6%	52.0%	50.5%
% of FP17s for Band 1 Urgent Courses	356	2,834	12.6%	9.6%	9.4%	9.1%
% of FP17s Relating to Free Repair or Replacements	9	2,834	0.3%	0.7%	0.7%	0.8%
% of FP17s Relating to Continuations	20	2,834	0.7%	0.9%	1.2%	1.3%
% of Patients satisfied with the dentistry they have received	4	4	N/A	93.3%	93.6%	93.2%
% of Patients satisfied with the time they had to wait for an appointment	2	4	N/A	89.2%	89.1%	89.0%

\* This is based on patients treated on this contract for their most recent course of treatment. Figures in italics indicate the base number of FP17s or Patient Questionnaire responses are less than 100. N/A is shown where the base number of responses is less than 10 during the period. % is calculated as Quantity/Base number\*100

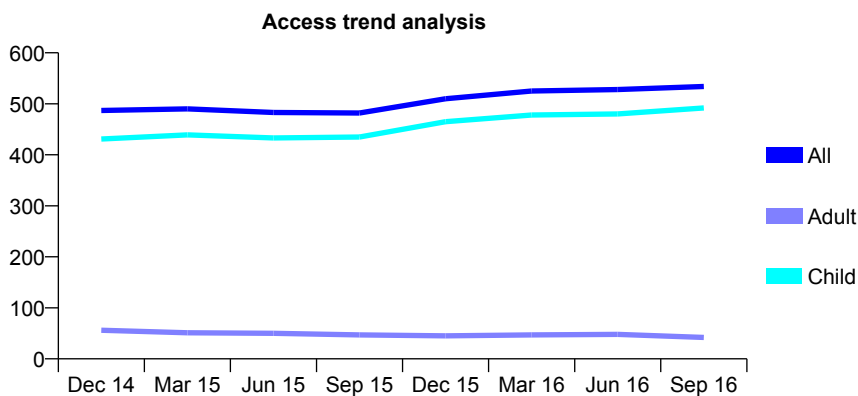
## Q69 - Vital Signs At a Glance Contract Report for 147451/0001 - September 2016

Name or company name	Halldent Ltd
Contract type name	GDS Contract
Purpose of contract	General
Contract start date	01/01/2007
Contract end date	

16/17 Contracted general activity (UDA)	1,300
Carry forward general activity (UDA)	-4
16/17 Contracted orthodontic activity (UOA)	0
Carry forward orthodontic activity (UOA)	0
Baseline contract value	£36,625.28

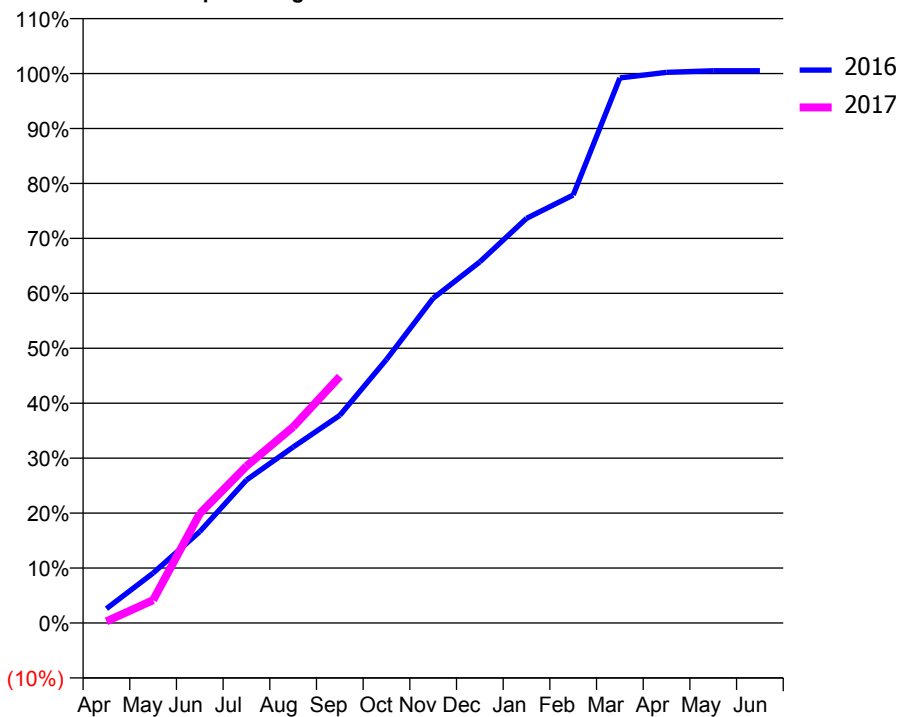
### ACCESS\*

Patients seen in 24 months	Total	Change since previous quarter
Quarter ending September 2015	482	
Quarter ending December 2015	510	↑
Quarter ending March 2016	525	↑
Quarter ending June 2016	528	→
Quarter ending September 2016	534	→
<b>Variance since September 2015</b>	<b>10.8%</b>	<b>↑</b>



### ACTIVITY

Cumulative percentage of contracted UDA delivered 2016 & 2017



Adjusted Scheduled Activity (UDA)

Month	2016	2017
April	34	4
May	118	54
June	216	259
July	338	371
August	416	464
September	491	583
October	623	
November	768	
December	854	
January	957	
February	1,013	
March	1,290	
April	1,303	
May	1,307	
June	1,307	

### QUALITY

	Quantity	Base Number	Contract	AT	Region	England
% of FP17s for the same patient ID Re-attending within 3 months - Children	38	398	9.5%	11.9%	11.8%	12.4%
% of FP17s for the same patient ID Re-attending within 3 months - Adults	0	0	N/A	15.8%	16.6%	16.7%
% of FP17s for the same patient ID Re-attending between 3 & 9 months - Children	266	398	66.8%	57.1%	60.2%	57.4%
% of FP17s for the same patient ID Re-attending between 3 & 9 months - Adults	0	0	N/A	48.6%	52.0%	50.5%
% of FP17s for Band 1 Urgent Courses	0	387	0.0%	9.6%	9.4%	9.1%
% of FP17s Relating to Free Repair or Replacements	0	387	0.0%	0.7%	0.7%	0.8%
% of FP17s Relating to Continuations	0	387	0.0%	0.9%	1.2%	1.3%
% of Patients satisfied with the dentistry they have received	0	0	N/A	93.3%	93.6%	93.2%
% of Patients satisfied with the time they had to wait for an appointment	0	0	N/A	89.2%	89.1%	89.0%

\* This is based on patients treated on this contract for their most recent course of treatment. Figures in italics indicate the base number of FP17s or Patient Questionnaire responses are less than 100. N/A is shown where the base number of responses is less than 10 during the period. % is calculated as Quantity/Base number\*100

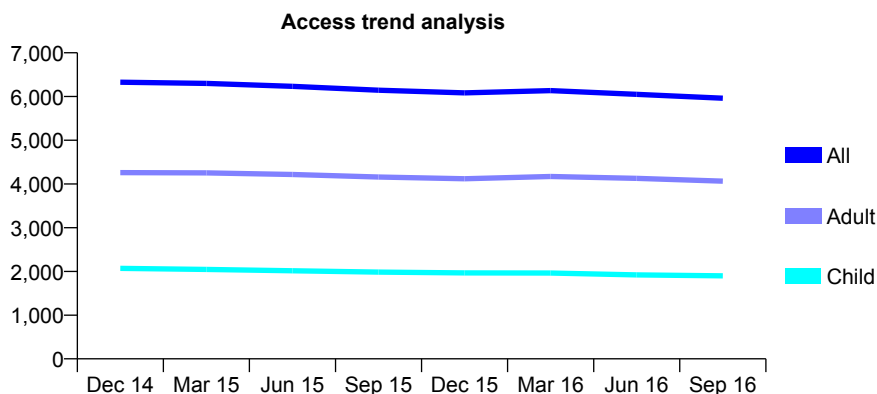
## Q69 - Vital Signs At a Glance Contract Report for 148318/0001 - September 2016

Name or company name	Forlon Limited
Contract type name	GDS Contract
Purpose of contract	General
Contract start date	01/04/2006
Contract end date	

16/17 Contracted general activity (UDA)	12,850
Carry forward general activity (UDA)	0
16/17 Contracted orthodontic activity (UOA)	0
Carry forward orthodontic activity (UOA)	0
Baseline contract value	£299,714.21

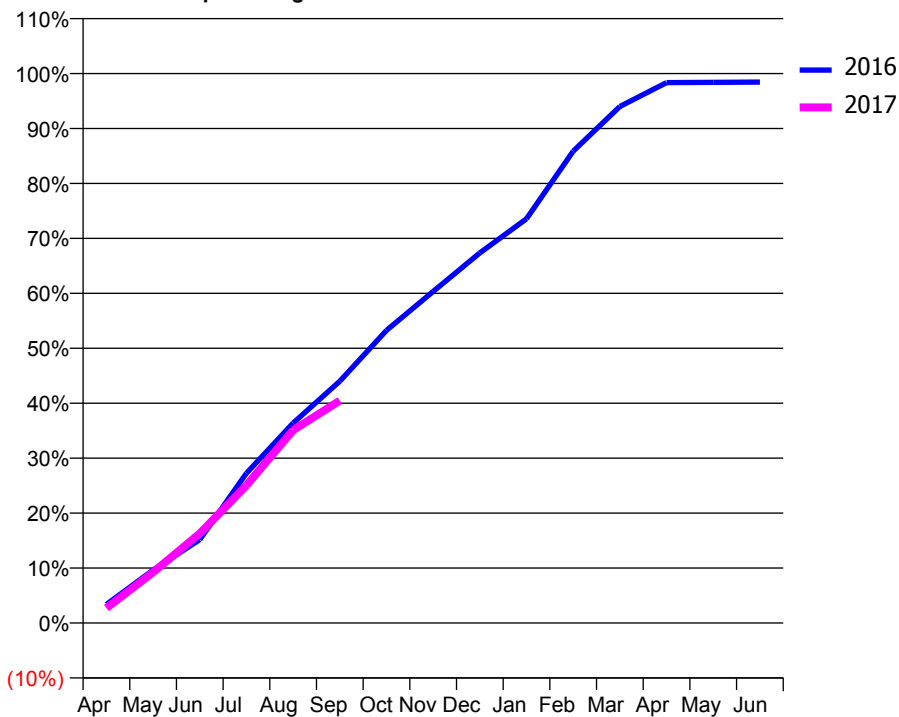
### ACCESS\*

Patients seen in 24 months	Total	Change since previous quarter
Quarter ending September 2015	6,144	
Quarter ending December 2015	6,084	→
Quarter ending March 2016	6,135	→
Quarter ending June 2016	6,050	↓
Quarter ending September 2016	5,961	↓
<b>Variance since September 2015</b>	<b>(3.0%)</b>	<b>↓</b>



### ACTIVITY

Cumulative percentage of contracted UDA delivered 2016 & 2017



Month	Adjusted Scheduled Activity (UDA)	
	2016	2017
April	434	350
May	1,240	1,186
June	1,951	2,095
July	3,503	3,220
August	4,677	4,510
September	5,654	5,201
October	6,845	
November	7,752	
December	8,654	
January	9,454	
February	11,034	
March	12,079	
April	12,638	
May	12,642	
June	12,649	

### QUALITY

	Quantity	Base Number	Contract	AT	Region	England
% of FP17s for the same patient ID Re-attending within 3 months - Children	124	1,260	9.8%	11.9%	11.8%	12.4%
% of FP17s for the same patient ID Re-attending within 3 months - Adults	467	2,396	19.5%	15.8%	16.6%	16.7%
% of FP17s for the same patient ID Re-attending between 3 & 9 months - Children	489	1,260	38.8%	57.1%	60.2%	57.4%
% of FP17s for the same patient ID Re-attending between 3 & 9 months - Adults	932	2,396	38.9%	48.6%	52.0%	50.5%
% of FP17s for Band 1 Urgent Courses	288	2,704	10.7%	9.6%	9.4%	9.1%
% of FP17s Relating to Free Repair or Replacements	34	2,704	1.3%	0.7%	0.7%	0.8%
% of FP17s Relating to Continuations	28	2,704	1.0%	0.9%	1.2%	1.3%
% of Patients satisfied with the dentistry they have received	5	5	N/A	93.3%	93.6%	93.2%
% of Patients satisfied with the time they had to wait for an appointment	4	5	N/A	89.2%	89.1%	89.0%

\* This is based on patients treated on this contract for their most recent course of treatment. Figures in italics indicate the base number of FP17s or Patient Questionnaire responses are less than 100. N/A is shown where the base number of responses is less than 10 during the period. % is calculated as Quantity/Base number\*100

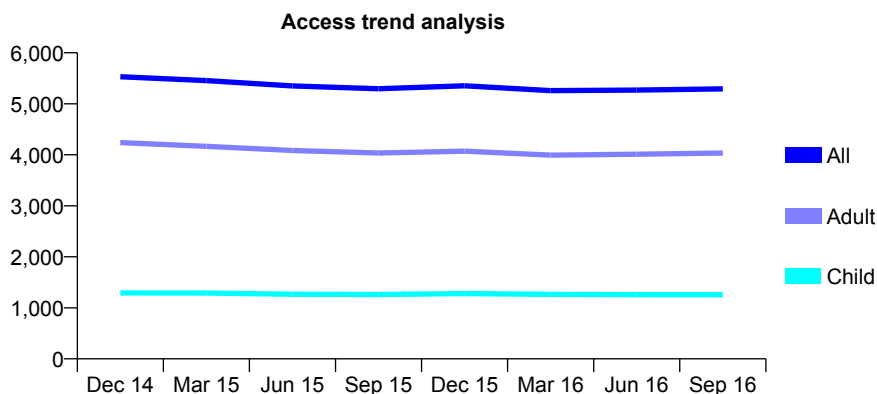
## Q69 - Vital Signs At a Glance Contract Report for 149500/0001 - September 2016

Name or company name	OPTIMA CARE (HW) LTD
Contract type name	GDS Contract
Purpose of contract	General
Contract start date	01/11/2012
Contract end date	

16/17 Contracted general activity (UDA)	13,444
Carry forward general activity (UDA)	0
16/17 Contracted orthodontic activity (UOA)	0
Carry forward orthodontic activity (UOA)	0
Baseline contract value	£316,873.93

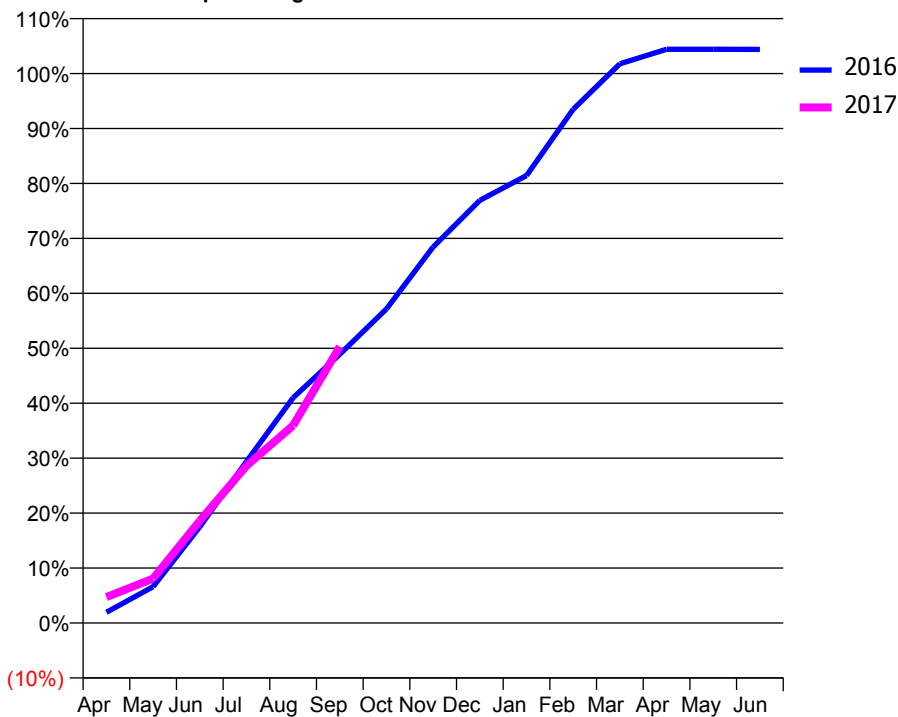
### ACCESS\*

Patients seen in 24 months	Total	Change since previous quarter
Quarter ending September 2015	5,295	
Quarter ending December 2015	5,353	→
Quarter ending March 2016	5,258	↓
Quarter ending June 2016	5,269	→
Quarter ending September 2016	5,293	→
<b>Variance since September 2015</b>	<b>(0.0%)</b>	→



### ACTIVITY

Cumulative percentage of contracted UDA delivered 2016 & 2017



Adjusted Scheduled Activity (UDA)

Month	2016	2017
April	268	633
May	910	1,089
June	2,410	2,502
July	4,047	3,844
August	5,641	4,835
September	6,731	6,761
October	7,865	
November	9,419	
December	10,583	
January	11,204	
February	12,862	
March	14,002	
April	14,367	
May	14,365	
June	14,363	

### QUALITY

	Quantity	Base Number	Contract	AT	Region	England
% of FP17s for the same patient ID Re-attending within 3 months - Children	45	1,023	4.4%	11.9%	11.8%	12.4%
% of FP17s for the same patient ID Re-attending within 3 months - Adults	306	2,756	11.1%	15.8%	16.6%	16.7%
% of FP17s for the same patient ID Re-attending between 3 & 9 months - Children	595	1,023	58.2%	57.1%	60.2%	57.4%
% of FP17s for the same patient ID Re-attending between 3 & 9 months - Adults	1,455	2,756	52.8%	48.6%	52.0%	50.5%
% of FP17s for Band 1 Urgent Courses	243	3,523	6.9%	9.6%	9.4%	9.1%
% of FP17s Relating to Free Repair or Replacements	9	3,523	0.3%	0.7%	0.7%	0.8%
% of FP17s Relating to Continuations	7	3,523	0.2%	0.9%	1.2%	1.3%
% of Patients satisfied with the dentistry they have received	4	4	N/A	93.3%	93.6%	93.2%
% of Patients satisfied with the time they had to wait for an appointment	4	4	N/A	89.2%	89.1%	89.0%

\* This is based on patients treated on this contract for their most recent course of treatment. Figures in italics indicate the base number of FP17s or Patient Questionnaire responses are less than 100. N/A is shown where the base number of responses is less than 10 during the period. % is calculated as Quantity/Base number\*100



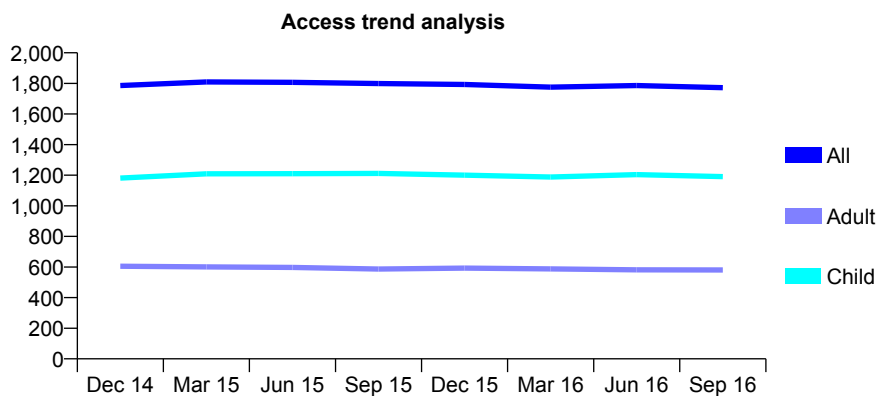
## Q69 - Vital Signs At a Glance Contract Report for 151343/0001 - September 2016

Name or company name	York House Dental Practice
Contract type name	GDS Contract
Purpose of contract	General
Contract start date	01/05/2012
Contract end date	

16/17 Contracted general activity (UDA)	4,439
Carry forward general activity (UDA)	0
16/17 Contracted orthodontic activity (UOA)	0
Carry forward orthodontic activity (UOA)	0
Baseline contract value	£106,517.18

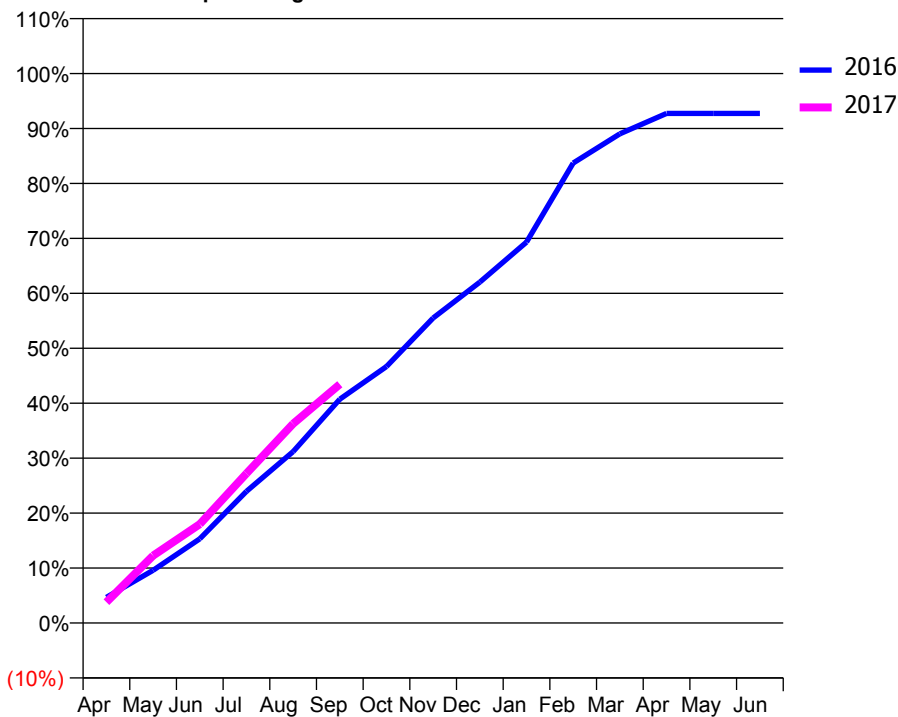
### ACCESS\*

Patients seen in 24 months	Total	Change since previous quarter
Quarter ending September 2015	1,799	
Quarter ending December 2015	1,793	→
Quarter ending March 2016	1,776	→
Quarter ending June 2016	1,786	→
Quarter ending September 2016	1,772	→
<b>Variance since September 2015</b>	<b>(1.5%)</b>	<b>↓</b>



### ACTIVITY

Cumulative percentage of contracted UDA delivered 2016 & 2017



Month	Adjusted Scheduled Activity (UDA)	
	2016	2017
April	207	169
May	426	544
June	681	799
July	1,064	1,208
August	1,384	1,610
September	1,808	1,929
October	2,072	
November	2,464	
December	2,754	
January	3,077	
February	3,715	
March	3,952	
April	4,116	
May	4,116	
June	4,116	

### QUALITY

	Quantity	Base Number	Contract	AT	Region	England
% of FP17s for the same patient ID Re-attending within 3 months - Children	67	1,031	6.5%	11.9%	11.8%	12.4%
% of FP17s for the same patient ID Re-attending within 3 months - Adults	49	342	14.3%	15.8%	16.6%	16.7%
% of FP17s for the same patient ID Re-attending between 3 & 9 months - Children	706	1,031	68.5%	57.1%	60.2%	57.4%
% of FP17s for the same patient ID Re-attending between 3 & 9 months - Adults	209	342	61.1%	48.6%	52.0%	50.5%
% of FP17s for Band 1 Urgent Courses	50	1,252	4.0%	9.6%	9.4%	9.1%
% of FP17s Relating to Free Repair or Replacements	0	1,252	0.0%	0.7%	0.7%	0.8%
% of FP17s Relating to Continuations	14	1,252	1.1%	0.9%	1.2%	1.3%
% of Patients satisfied with the dentistry they have received	2	2	N/A	93.3%	93.6%	93.2%
% of Patients satisfied with the time they had to wait for an appointment	2	2	N/A	89.2%	89.1%	89.0%

\* This is based on patients treated on this contract for their most recent course of treatment. Figures in italics indicate the base number of FP17s or Patient Questionnaire responses are less than 100. N/A is shown where the base number of responses is less than 10 during the period. % is calculated as Quantity/Base number\*100

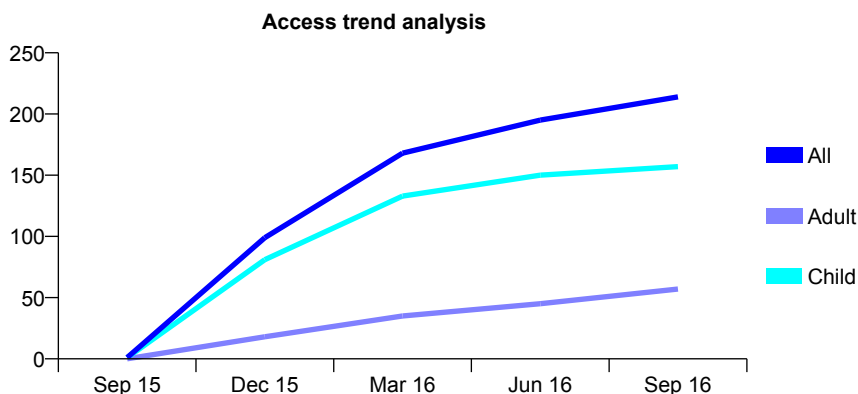
## Q69 - Vital Signs At a Glance Contract Report for 152145/0001 - September 2016

Name or company name	Fullarton and Hughes Dental Partnership
Contract type name	GDS Contract
Purpose of contract	General
Contract start date	01/10/2015
Contract end date	

16/17 Contracted general activity (UDA)	1,594
Carry forward general activity (UDA)	0
16/17 Contracted orthodontic activity (UOA)	0
Carry forward orthodontic activity (UOA)	0
Baseline contract value	£34,362.12

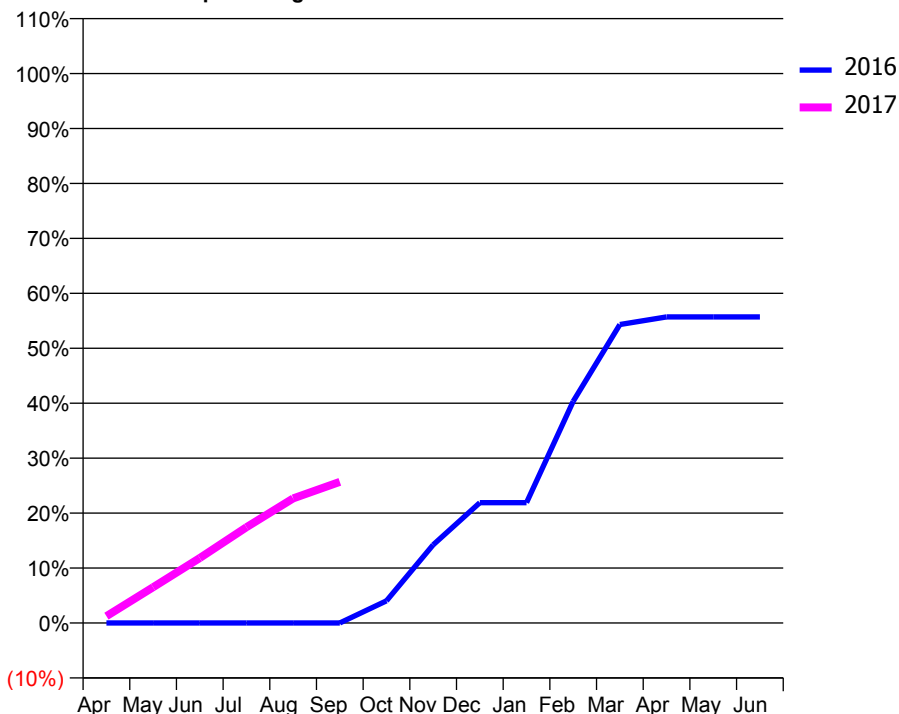
### ACCESS\*

Patients seen in 24 months	Total	Change since previous quarter
Quarter ending September 2015	1	
Quarter ending December 2015	99	↑
Quarter ending March 2016	168	↑
Quarter ending June 2016	195	↑
Quarter ending September 2016	214	↑
<b>Variance since September 2015</b>	<b>21300.0%</b>	<b>↑</b>



### ACTIVITY

Cumulative percentage of contracted UDA delivered 2016 & 2017



Adjusted Scheduled Activity (UDA)

Month	2016	2017
April	0	20
May	0	104
June	0	188
July	0	278
August	0	361
September	0	410
October	32	
November	113	
December	175	
January	175	
February	322	
March	433	
April	444	
May	444	
June	444	

### QUALITY

	Quantity	Base Number	Contract	AT	Region	England
% of FP17s for the same patient ID Re-attending within 3 months - Children	31	185	16.8%	11.9%	11.8%	12.4%
% of FP17s for the same patient ID Re-attending within 3 months - Adults	6	50	12.0%	15.8%	16.6%	16.7%
% of FP17s for the same patient ID Re-attending between 3 & 9 months - Children	112	185	60.5%	57.1%	60.2%	57.4%
% of FP17s for the same patient ID Re-attending between 3 & 9 months - Adults	28	50	56.0%	48.6%	52.0%	50.5%
% of FP17s for Band 1 Urgent Courses	8	228	3.5%	9.6%	9.4%	9.1%
% of FP17s Relating to Free Repair or Replacements	0	228	0.0%	0.7%	0.7%	0.8%
% of FP17s Relating to Continuations	0	228	0.0%	0.9%	1.2%	1.3%
% of Patients satisfied with the dentistry they have received	0	0	N/A	93.3%	93.6%	93.2%
% of Patients satisfied with the time they had to wait for an appointment	0	0	N/A	89.2%	89.1%	89.0%

\* This is based on patients treated on this contract for their most recent course of treatment. Figures in italics indicate the base number of FP17s or Patient Questionnaire responses are less than 100. N/A is shown where the base number of responses is less than 10 during the period. % is calculated as Quantity/Base number\*100

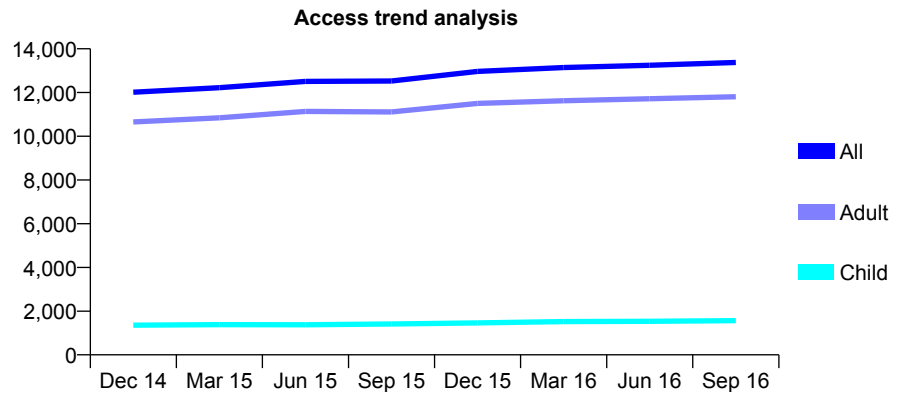
## Q69 - Vital Signs At a Glance Contract Report for 152234/0001 - September 2016

Name or company name	Studental Ltd
Contract type name	GDS Contract
Purpose of contract	General
Contract start date	01/04/2009
Contract end date	

16/17 Contracted general activity (UDA)	34,000
Carry forward general activity (UDA)	135
16/17 Contracted orthodontic activity (UOA)	0
Carry forward orthodontic activity (UOA)	0
Baseline contract value	£863,289.68

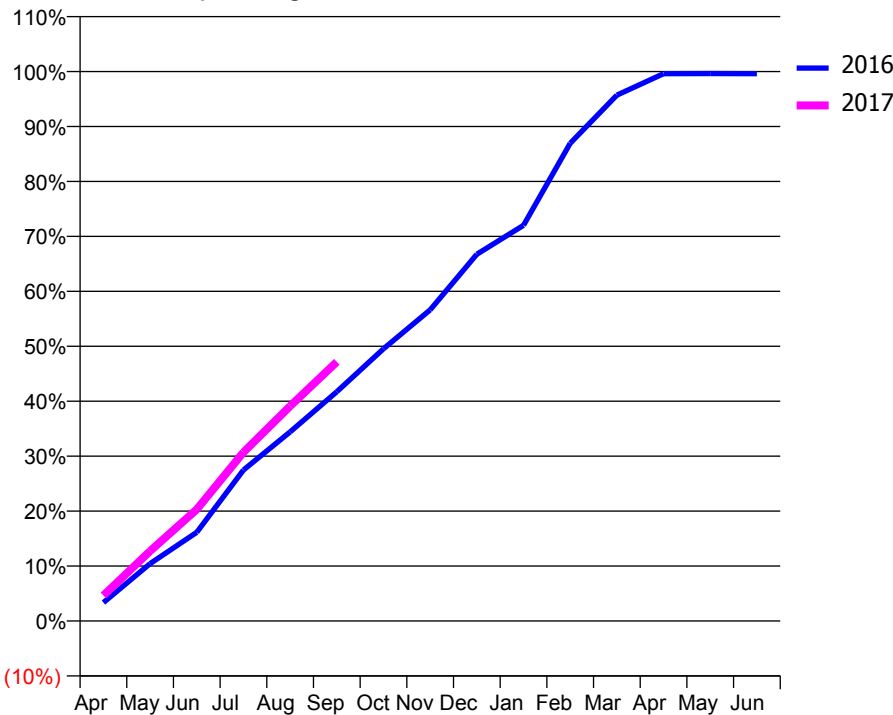
### ACCESS\*

Patients seen in 24 months	Total	Change since previous quarter
Quarter ending September 2015	12,525	
Quarter ending December 2015	12,964	↑
Quarter ending March 2016	13,144	→
Quarter ending June 2016	13,248	→
Quarter ending September 2016	13,372	→
<b>Variance since September 2015</b>	<b>6.8%</b>	<b>↑</b>



### ACTIVITY

Cumulative percentage of contracted UDA delivered 2016 & 2017



Month	Adjusted Scheduled Activity (UDA)	
	2016	2017
April	1,139	1,576
May	3,556	4,329
June	5,487	6,908
July	9,341	10,442
August	11,703	13,293
September	14,184	16,039
October	16,845	
November	19,254	
December	22,692	
January	24,484	
February	29,558	
March	32,537	
April	33,861	
May	33,872	
June	33,865	

### QUALITY

	Quantity	Base Number	Contract	AT	Region	England
% of FP17s for the same patient ID Re-attending within 3 months - Children	77	1,122	6.9%	11.9%	11.8%	12.4%
% of FP17s for the same patient ID Re-attending within 3 months - Adults	755	6,315	12.0%	15.8%	16.6%	16.7%
% of FP17s for the same patient ID Re-attending between 3 & 9 months - Children	494	1,122	44.0%	57.1%	60.2%	57.4%
% of FP17s for the same patient ID Re-attending between 3 & 9 months - Adults	2,238	6,315	35.4%	48.6%	52.0%	50.5%
% of FP17s for Band 1 Urgent Courses	677	6,866	9.9%	9.6%	9.4%	9.1%
% of FP17s Relating to Free Repair or Replacements	79	6,866	1.2%	0.7%	0.7%	0.8%
% of FP17s Relating to Continuations	23	6,866	0.3%	0.9%	1.2%	1.3%
% of Patients satisfied with the dentistry they have received	10	10	100.0%	93.3%	93.6%	93.2%
% of Patients satisfied with the time they had to wait for an appointment	10	10	100.0%	89.2%	89.1%	89.0%

\* This is based on patients treated on this contract for their most recent course of treatment. Figures in italics indicate the base number of FP17s or Patient Questionnaire responses are less than 100. N/A is shown where the base number of responses is less than 10 during the period. % is calculated as Quantity/Base number\*100

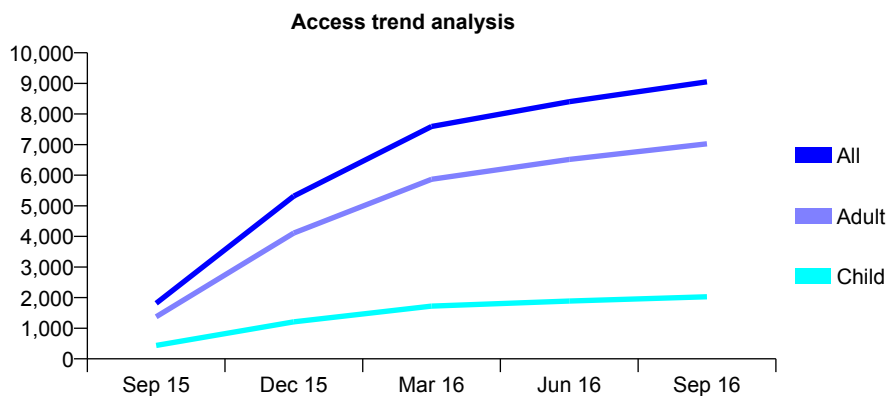
## Q69 - Vital Signs At a Glance Contract Report for 152552/0001 - September 2016

Name or company name	Ahmed Aleishaker and Dinah Alshamma
Contract type name	GDS Contract
Purpose of contract	General
Contract start date	01/08/2015
Contract end date	

16/17 Contracted general activity (UDA)	27,953
Carry forward general activity (UDA)	1,118
16/17 Contracted orthodontic activity (UOA)	0
Carry forward orthodontic activity (UOA)	0
Baseline contract value	£721,434.35

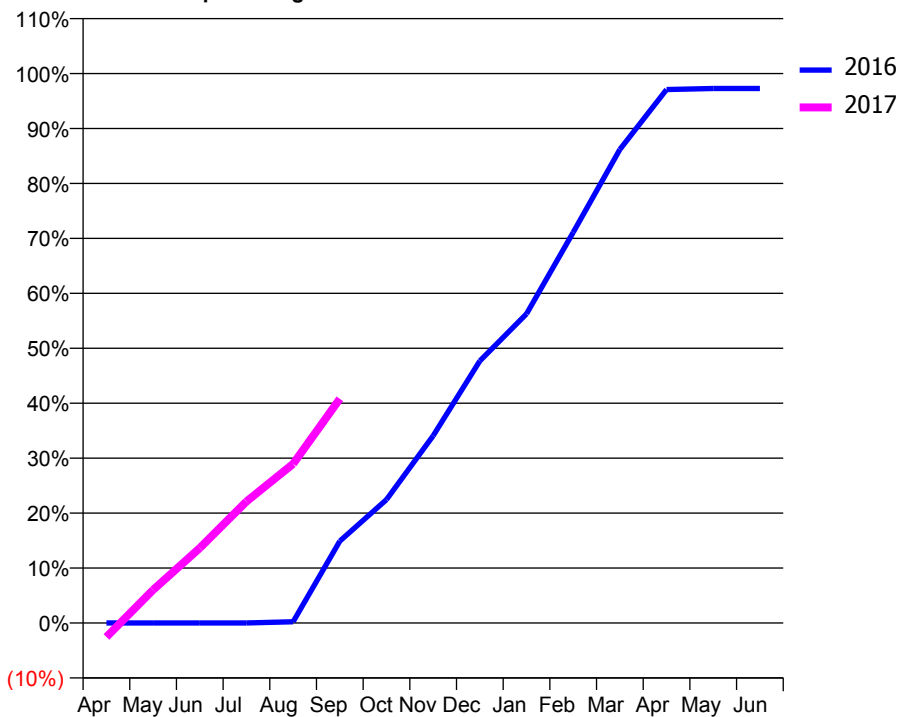
### ACCESS\*

Patients seen in 24 months	Total	Change since previous quarter
Quarter ending September 2015	1,813	
Quarter ending December 2015	5,319	↑
Quarter ending March 2016	7,591	↑
Quarter ending June 2016	8,404	↑
Quarter ending September 2016	9,053	↑
<b>Variance since September 2015</b>	<b>399.3%</b>	<b>↑</b>



### ACTIVITY

Cumulative percentage of contracted UDA delivered 2016 & 2017



Adjusted Scheduled Activity (UDA)

Month	2016	2017
April	0	-717
May	0	1,686
June	0	3,816
July	0	6,182
August	44	8,093
September	2,774	11,408
October	4,177	
November	6,337	
December	8,869	
January	10,466	
February	13,221	
March	16,027	
April	18,055	
May	18,091	
June	18,091	

### QUALITY

	Quantity	Base Number	Contract	AT	Region	England
% of FP17s for the same patient ID Re-attending within 3 months - Children	71	1,646	4.3%	11.9%	11.8%	12.4%
% of FP17s for the same patient ID Re-attending within 3 months - Adults	772	6,103	12.6%	15.8%	16.6%	16.7%
% of FP17s for the same patient ID Re-attending between 3 & 9 months - Children	928	1,646	56.4%	57.1%	60.2%	57.4%
% of FP17s for the same patient ID Re-attending between 3 & 9 months - Adults	3,701	6,103	60.6%	48.6%	52.0%	50.5%
% of FP17s for Band 1 Urgent Courses	345	6,813	5.1%	9.6%	9.4%	9.1%
% of FP17s Relating to Free Repair or Replacements	24	6,813	0.4%	0.7%	0.7%	0.8%
% of FP17s Relating to Continuations	41	6,813	0.6%	0.9%	1.2%	1.3%
% of Patients satisfied with the dentistry they have received	22	23	95.7%	93.3%	93.6%	93.2%
% of Patients satisfied with the time they had to wait for an appointment	21	23	91.3%	89.2%	89.1%	89.0%

\* This is based on patients treated on this contract for their most recent course of treatment. Figures in italics indicate the base number of FP17s or Patient Questionnaire responses are less than 100. N/A is shown where the base number of responses is less than 10 during the period. % is calculated as Quantity/Base number\*100

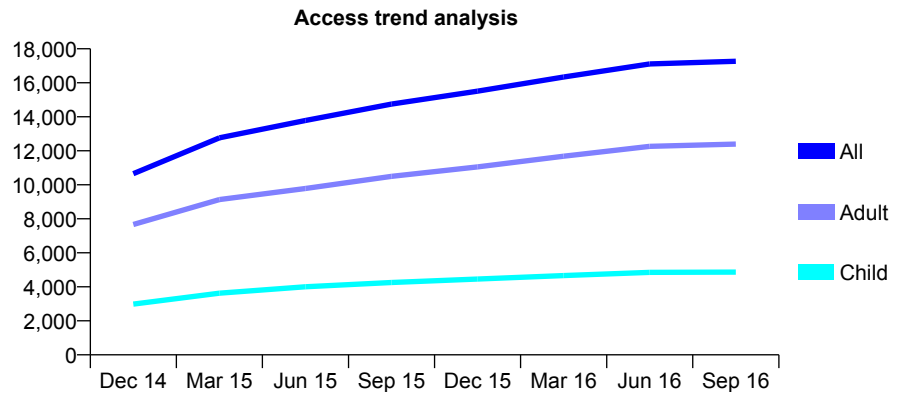
## Q69 - Vital Signs At a Glance Contract Report for 153389/0001 - September 2016

Name or company name	Smile Care (Dental) Ltd
Contract type name	GDS Contract
Purpose of contract	General
Contract start date	10/03/2008
Contract end date	

16/17 Contracted general activity (UDA)	45,370
Carry forward general activity (UDA)	1,174
16/17 Contracted orthodontic activity (UOA)	0
Carry forward orthodontic activity (UOA)	0
Baseline contract value	£1,191,061.79

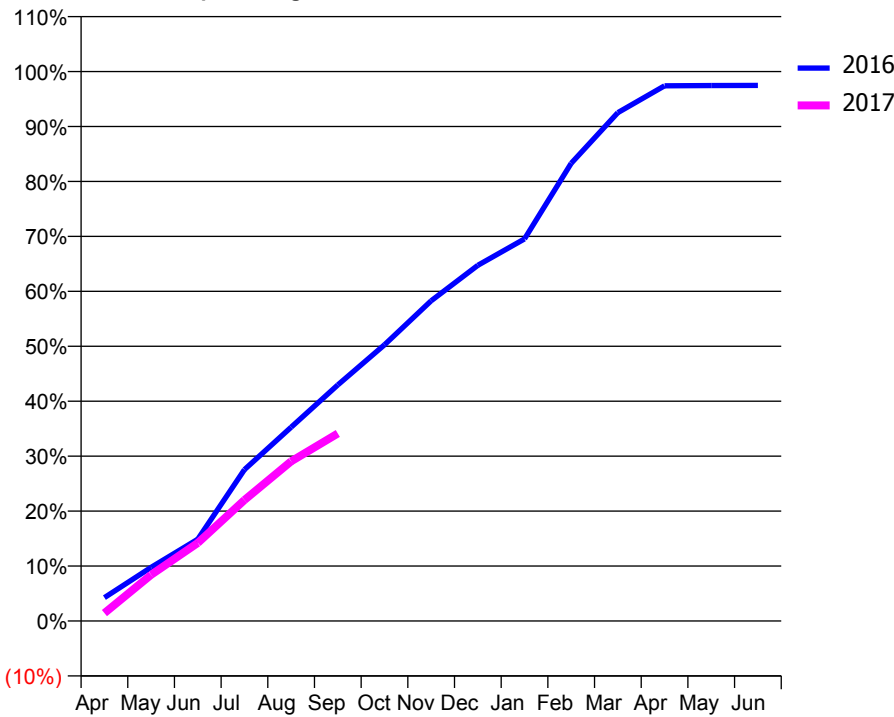
### ACCESS\*

Patients seen in 24 months	Total	Change since previous quarter
Quarter ending September 2015	14,751	
Quarter ending December 2015	15,510	↑
Quarter ending March 2016	16,343	↑
Quarter ending June 2016	17,109	↑
Quarter ending September 2016	17,263	→
<b>Variance since September 2015</b>	<b>17.0%</b>	<b>↑</b>



### ACTIVITY

**Cumulative percentage of contracted UDA delivered 2016 & 2017**



Month	Adjusted Scheduled Activity (UDA)	
	2016	2017
April	1,982	651
May	4,537	3,815
June	6,912	6,445
July	12,801	9,992
August	16,374	13,180
September	19,954	15,484
October	23,346	
November	27,060	
December	30,061	
January	32,295	
February	38,676	
March	42,967	
April	45,228	
May	45,250	
June	45,262	

### QUALITY

	Quantity	Base Number	Contract	AT	Region	England
% of FP17s for the same patient ID Re-attending within 3 months - Children	246	2,618	9.4%	11.9%	11.8%	12.4%
% of FP17s for the same patient ID Re-attending within 3 months - Adults	1,016	5,920	17.2%	15.8%	16.6%	16.7%
% of FP17s for the same patient ID Re-attending between 3 & 9 months - Children	969	2,618	37.0%	57.1%	60.2%	57.4%
% of FP17s for the same patient ID Re-attending between 3 & 9 months - Adults	1,661	5,920	28.1%	48.6%	52.0%	50.5%
% of FP17s for Band 1 Urgent Courses	1,241	6,711	18.5%	9.6%	9.4%	9.1%
% of FP17s Relating to Free Repair or Replacements	47	6,711	0.7%	0.7%	0.7%	0.8%
% of FP17s Relating to Continuations	27	6,711	0.4%	0.9%	1.2%	1.3%
% of Patients satisfied with the dentistry they have received	8	9	N/A	93.3%	93.6%	93.2%
% of Patients satisfied with the time they had to wait for an appointment	8	9	N/A	89.2%	89.1%	89.0%

\* This is based on patients treated on this contract for their most recent course of treatment. Figures in italics indicate the base number of FP17s or Patient Questionnaire responses are less than 100. N/A is shown where the base number of responses is less than 10 during the period. % is calculated as Quantity/Base number\*100

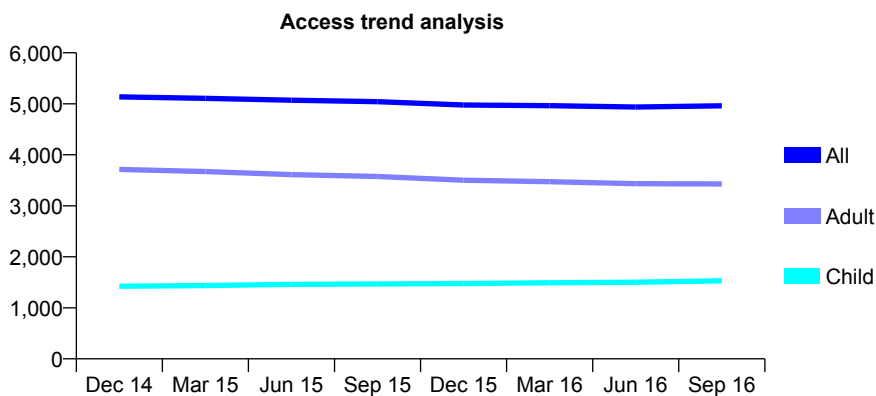
## Q69 - Vital Signs At a Glance Contract Report for 154032/0001 - September 2016

Name or company name	PURESIMILE EARLEY LTD
Contract type name	PDS Plus Contract
Purpose of contract	General
Contract start date	01/02/2011
Contract end date	01/02/2018

16/17 Contracted general activity (UDA)	14,000
Carry forward general activity (UDA)	267
16/17 Contracted orthodontic activity (UOA)	0
Carry forward orthodontic activity (UOA)	0
Baseline contract value	£203,741.59

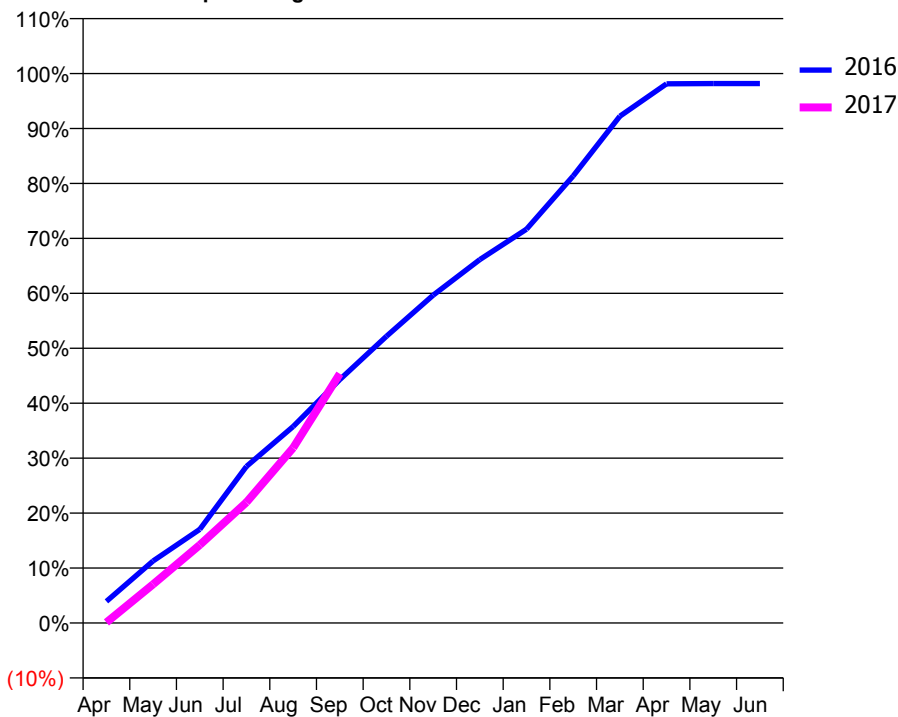
### ACCESS\*

Patients seen in 24 months	Total	Change since previous quarter
Quarter ending September 2015	5,042	
Quarter ending December 2015	4,977	↓
Quarter ending March 2016	4,964	→
Quarter ending June 2016	4,936	→
Quarter ending September 2016	4,960	→
<b>Variance since September 2015</b>	<b>(1.6%)</b>	<b>↓</b>



### ACTIVITY

Cumulative percentage of contracted UDA delivered 2016 & 2017



Adjusted Scheduled Activity (UDA)

Month	2016	2017
April	579	14
May	1,655	987
June	2,499	1,990
July	4,178	3,077
August	5,243	4,461
September	6,492	6,351
October	7,648	
November	8,746	
December	9,694	
January	10,507	
February	11,926	
March	13,519	
April	14,381	
May	14,392	
June	14,391	

### QUALITY

	Quantity	Base Number	Contract	AT	Region	England
% of FP17s for the same patient ID Re-attending within 3 months - Children	76	1,120	6.8%	11.9%	11.8%	12.4%
% of FP17s for the same patient ID Re-attending within 3 months - Adults	230	2,073	11.1%	15.8%	16.6%	16.7%
% of FP17s for the same patient ID Re-attending between 3 & 9 months - Children	545	1,120	48.7%	57.1%	60.2%	57.4%
% of FP17s for the same patient ID Re-attending between 3 & 9 months - Adults	983	2,073	47.4%	48.6%	52.0%	50.5%
% of FP17s for Band 1 Urgent Courses	174	2,877	6.0%	9.6%	9.4%	9.1%
% of FP17s Relating to Free Repair or Replacements	60	2,877	2.1%	0.7%	0.7%	0.8%
% of FP17s Relating to Continuations	17	2,877	0.6%	0.9%	1.2%	1.3%
% of Patients satisfied with the dentistry they have received	21	21	100.0%	93.3%	93.6%	93.2%
% of Patients satisfied with the time they had to wait for an appointment	17	21	81.0%	89.2%	89.1%	89.0%

\* This is based on patients treated on this contract for their most recent course of treatment. Figures in italics indicate the base number of FP17s or Patient Questionnaire responses are less than 100. N/A is shown where the base number of responses is less than 10 during the period. % is calculated as Quantity/Base number\*100

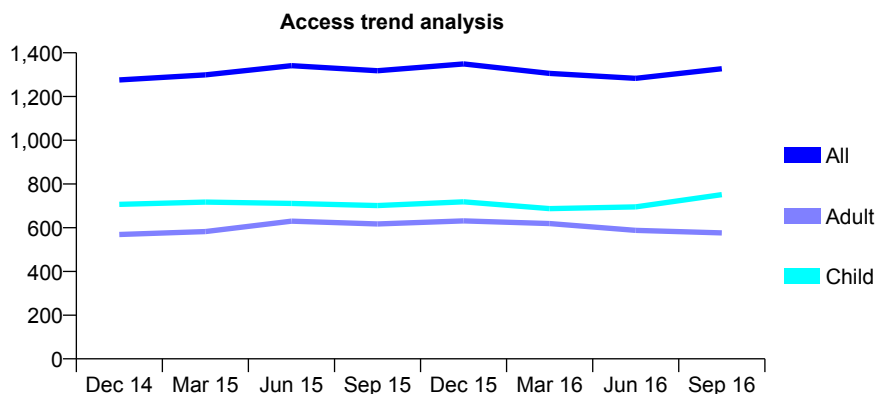
## Q69 - Vital Signs At a Glance Contract Report for 154601/0001 - September 2016

Name or company name	Oxfordshire Priority Dental Service
Contract type name	PDS Contract
Purpose of contract	General
Contract start date	01/04/2006
Contract end date	31/03/2017

16/17 Contracted general activity (UDA)	3,000
Carry forward general activity (UDA)	0
16/17 Contracted orthodontic activity (UOA)	0
Carry forward orthodontic activity (UOA)	0
Baseline contract value	£0.00

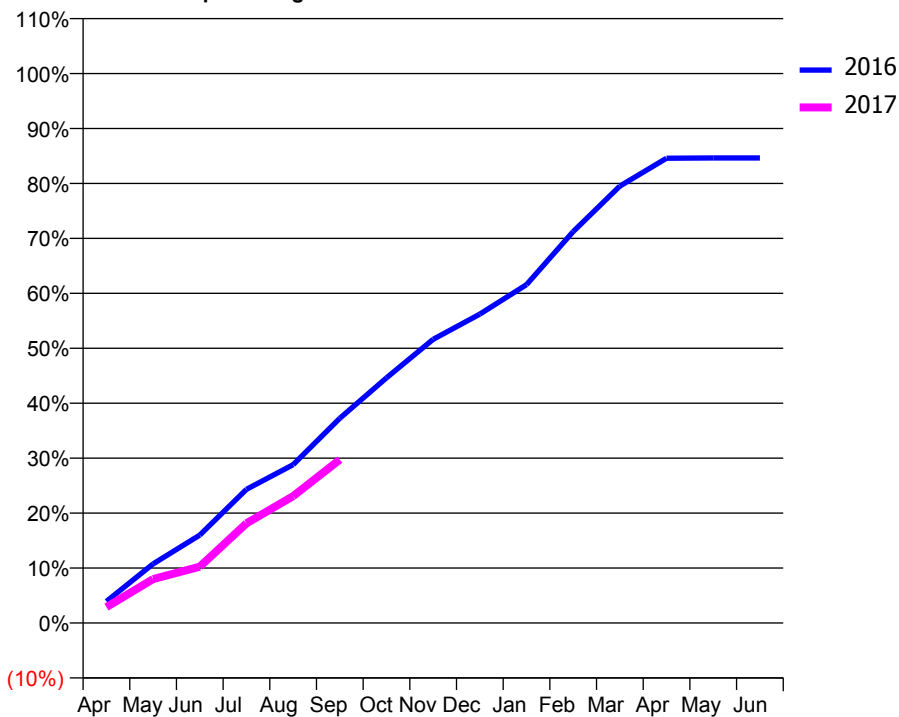
### ACCESS\*

Patients seen in 24 months	Total	Change since previous quarter
Quarter ending September 2015	1,318	
Quarter ending December 2015	1,349	↑
Quarter ending March 2016	1,306	↓
Quarter ending June 2016	1,283	↓
Quarter ending September 2016	1,327	↑
<b>Variance since September 2015</b>	<b>0.7%</b>	→



### ACTIVITY

Cumulative percentage of contracted UDA delivered 2016 & 2017



Adjusted Scheduled Activity (UDA)

Month	2016	2017
April	118	87
May	323	240
June	480	308
July	730	544
August	865	693
September	1,118	892
October	1,338	
November	1,549	
December	1,687	
January	1,847	
February	2,137	
March	2,385	
April	2,538	
May	2,539	
June	2,539	

### QUALITY

	Quantity	Base Number	Contract	AT	Region	England
% of FP17s for the same patient ID Re-attending within 3 months - Children	34	431	7.9%	11.9%	11.8%	12.4%
% of FP17s for the same patient ID Re-attending within 3 months - Adults	25	237	10.5%	15.8%	16.6%	16.7%
% of FP17s for the same patient ID Re-attending between 3 & 9 months - Children	126	431	29.2%	57.1%	60.2%	57.4%
% of FP17s for the same patient ID Re-attending between 3 & 9 months - Adults	50	237	21.1%	48.6%	52.0%	50.5%
% of FP17s for Band 1 Urgent Courses	112	600	18.7%	9.6%	9.4%	9.1%
% of FP17s Relating to Free Repair or Replacements	0	600	0.0%	0.7%	0.7%	0.8%
% of FP17s Relating to Continuations	5	600	0.8%	0.9%	1.2%	1.3%
% of Patients satisfied with the dentistry they have received	1	1	N/A	93.3%	93.6%	93.2%
% of Patients satisfied with the time they had to wait for an appointment	1	1	N/A	89.2%	89.1%	89.0%

\* This is based on patients treated on this contract for their most recent course of treatment. Figures in italics indicate the base number of FP17s or Patient Questionnaire responses are less than 100. N/A is shown where the base number of responses is less than 10 during the period. % is calculated as Quantity/Base number\*100



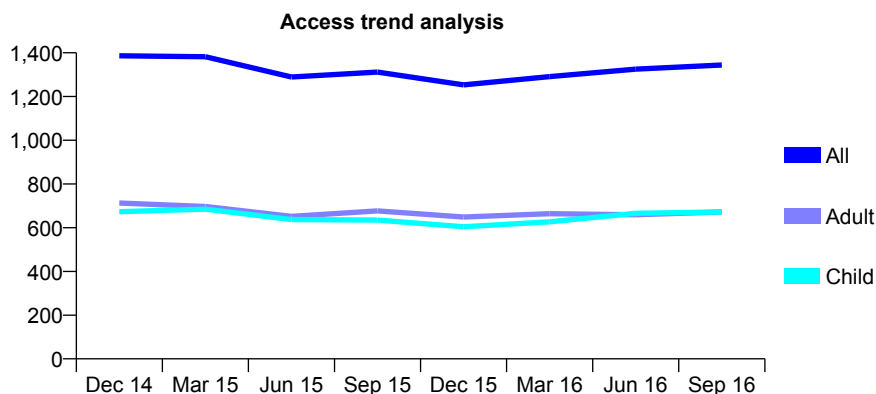
## Q69 - Vital Signs At a Glance Contract Report for 154601/0002 - September 2016

Name or company name	Oxfordshire Priority Dental Service
Contract type name	PDS Contract
Purpose of contract	General and Orthodontic
Contract start date	01/04/2006
Contract end date	31/03/2017

16/17 Contracted general activity (UDA)	4,000
Carry forward general activity (UDA)	0
16/17 Contracted orthodontic activity (UOA)	0
Carry forward orthodontic activity (UOA)	0
Baseline contract value	£0.00

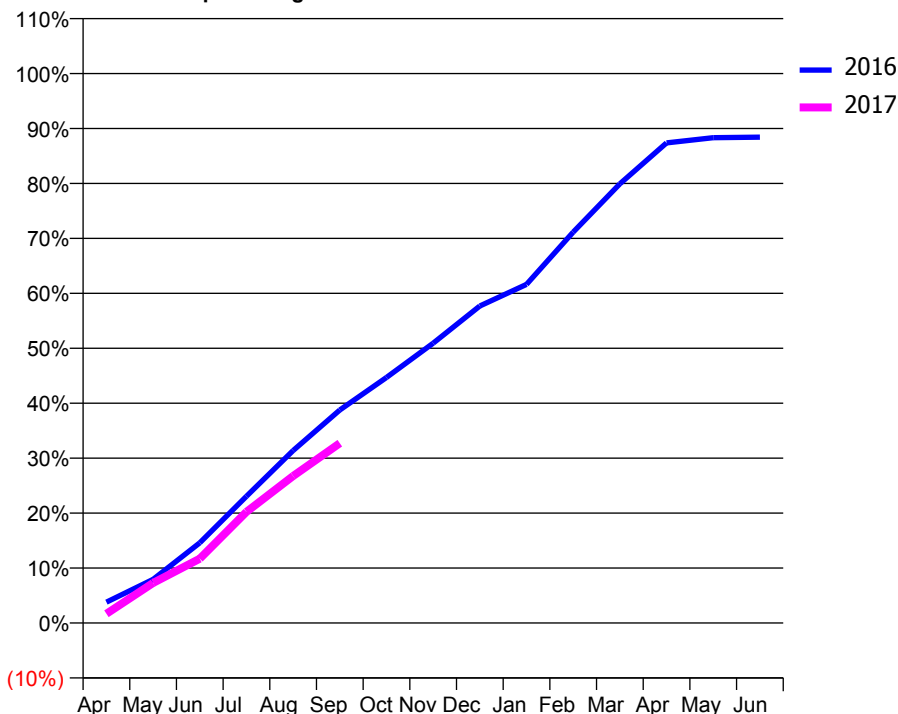
### ACCESS\*

Patients seen in 24 months	Total	Change since previous quarter
Quarter ending September 2015	1,312	
Quarter ending December 2015	1,253	↓
Quarter ending March 2016	1,291	↑
Quarter ending June 2016	1,325	↑
Quarter ending September 2016	1,344	→
<b>Variance since September 2015</b>	<b>2.4%</b>	<b>↑</b>



### ACTIVITY

Cumulative percentage of contracted UDA delivered 2016 & 2017



Adjusted Scheduled Activity (UDA)

Month	2016	2017
April	152	68
May	318	292
June	584	468
July	922	809
August	1,256	1,070
September	1,551	1,309
October	1,788	
November	2,037	
December	2,308	
January	2,465	
February	2,846	
March	3,197	
April	3,495	
May	3,533	
June	3,536	

### QUALITY

	Quantity	Base Number	Contract	AT	Region	England
% of FP17s for the same patient ID Re-attending within 3 months - Children	72	495	14.5%	11.9%	11.8%	12.4%
% of FP17s for the same patient ID Re-attending within 3 months - Adults	34	372	9.1%	15.8%	16.6%	16.7%
% of FP17s for the same patient ID Re-attending between 3 & 9 months - Children	126	495	25.5%	57.1%	60.2%	57.4%
% of FP17s for the same patient ID Re-attending between 3 & 9 months - Adults	80	372	21.5%	48.6%	52.0%	50.5%
% of FP17s for Band 1 Urgent Courses	67	663	10.1%	9.6%	9.4%	9.1%
% of FP17s Relating to Free Repair or Replacements	0	663	0.0%	0.7%	0.7%	0.8%
% of FP17s Relating to Continuations	13	663	2.0%	0.9%	1.2%	1.3%
% of Patients satisfied with the dentistry they have received	0	0	N/A	93.3%	93.6%	93.2%
% of Patients satisfied with the time they had to wait for an appointment	0	0	N/A	89.2%	89.1%	89.0%

\* This is based on patients treated on this contract for their most recent course of treatment. Figures in italics indicate the base number of FP17s or Patient Questionnaire responses are less than 100. N/A is shown where the base number of responses is less than 10 during the period. % is calculated as Quantity/Base number\*100

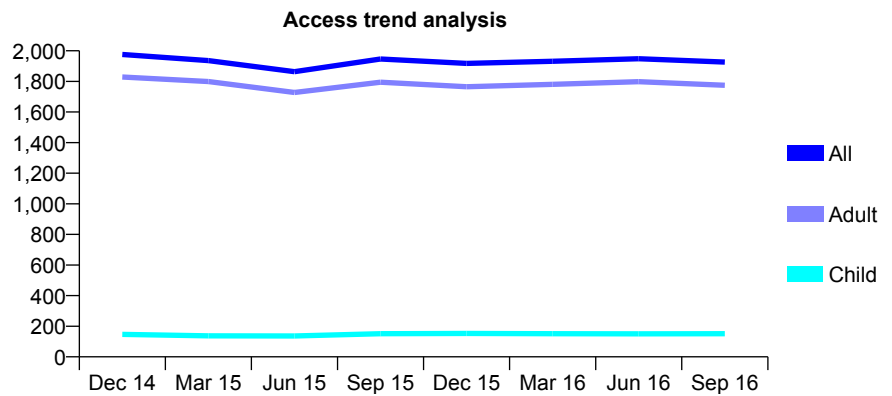
## Q69 - Vital Signs At a Glance Contract Report for 154601/0003 - September 2016

Name or company name	Oxfordshire Priority Dental Service
Contract type name	PDS Contract
Purpose of contract	General
Contract start date	01/04/2006
Contract end date	31/03/2017

16/17 Contracted general activity (UDA)	4,000
Carry forward general activity (UDA)	0
16/17 Contracted orthodontic activity (UOA)	0
Carry forward orthodontic activity (UOA)	0
Baseline contract value	£0.00

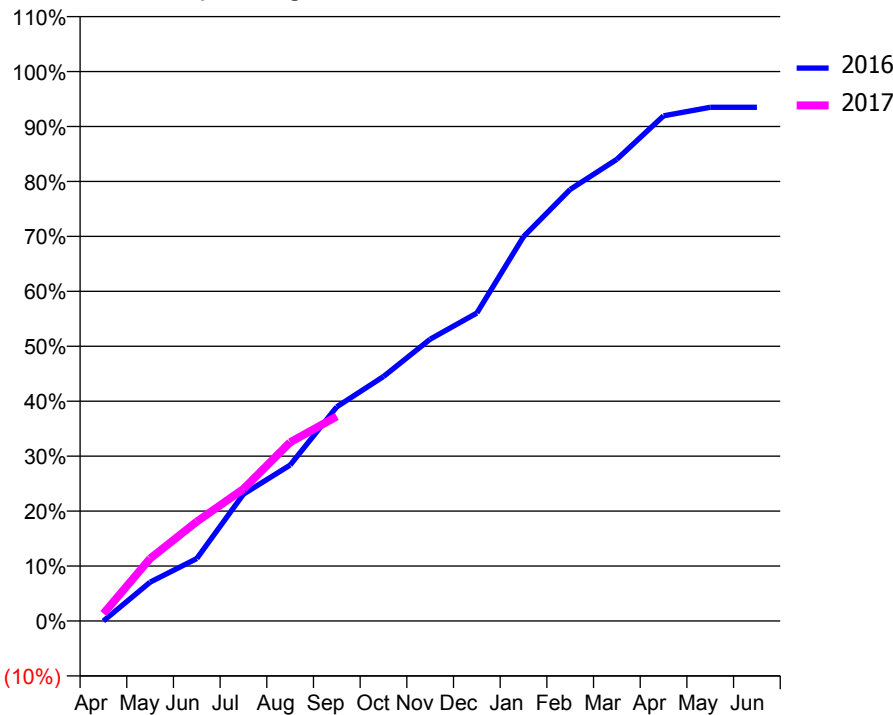
### ACCESS\*

Patients seen in 24 months	Total	Change since previous quarter
Quarter ending September 2015	1,946	
Quarter ending December 2015	1,918	↓
Quarter ending March 2016	1,932	→
Quarter ending June 2016	1,948	→
Quarter ending September 2016	1,926	↓
<b>Variance since September 2015</b>	<b>(1.0%)</b>	<b>↓</b>



### ACTIVITY

Cumulative percentage of contracted UDA delivered 2016 & 2017



Month	Adjusted Scheduled Activity (UDA)	
	2016	2017
April	0	54
May	283	455
June	454	724
July	924	961
August	1,135	1,301
September	1,559	1,489
October	1,780	
November	2,052	
December	2,242	
January	2,798	
February	3,142	
March	3,361	
April	3,677	
May	3,739	
June	3,739	

### QUALITY

	Quantity	Base Number	Contract	AT	Region	England
% of FP17s for the same patient ID Re-attending within 3 months - Children	4	191	2.1%	11.9%	11.8%	12.4%
% of FP17s for the same patient ID Re-attending within 3 months - Adults	33	1,371	2.4%	15.8%	16.6%	16.7%
% of FP17s for the same patient ID Re-attending between 3 & 9 months - Children	1	191	0.5%	57.1%	60.2%	57.4%
% of FP17s for the same patient ID Re-attending between 3 & 9 months - Adults	11	1,371	0.8%	48.6%	52.0%	50.5%
% of FP17s for Band 1 Urgent Courses	1,242	1,242	100.0%	9.6%	9.4%	9.1%
% of FP17s Relating to Free Repair or Replacements	0	1,242	0.0%	0.7%	0.7%	0.8%
% of FP17s Relating to Continuations	0	1,242	0.0%	0.9%	1.2%	1.3%
% of Patients satisfied with the dentistry they have received	1	1	N/A	93.3%	93.6%	93.2%
% of Patients satisfied with the time they had to wait for an appointment	1	1	N/A	89.2%	89.1%	89.0%

\* This is based on patients treated on this contract for their most recent course of treatment. Figures in italics indicate the base number of FP17s or Patient Questionnaire responses are less than 100. N/A is shown where the base number of responses is less than 10 during the period. % is calculated as Quantity/Base number\*100

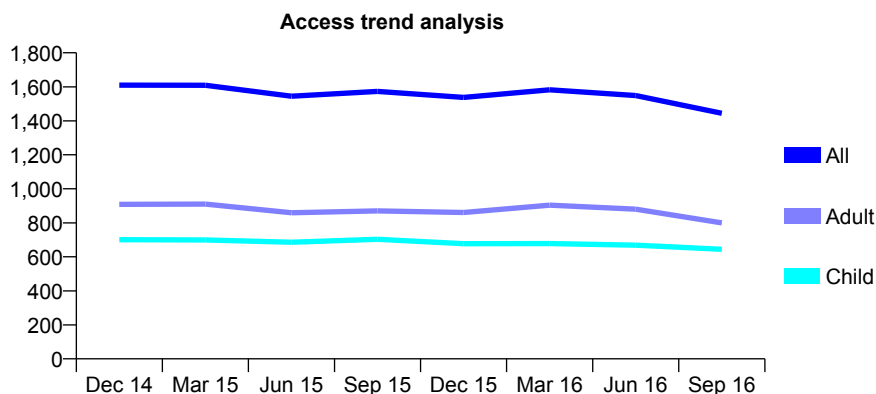
## Q69 - Vital Signs At a Glance Contract Report for 154601/0004 - September 2016

Name or company name	Oxfordshire Priority Dental Service
Contract type name	PDS Contract
Purpose of contract	General
Contract start date	01/04/2006
Contract end date	31/03/2017

16/17 Contracted general activity (UDA)	5,000
Carry forward general activity (UDA)	0
16/17 Contracted orthodontic activity (UOA)	0
Carry forward orthodontic activity (UOA)	0
Baseline contract value	£0.00

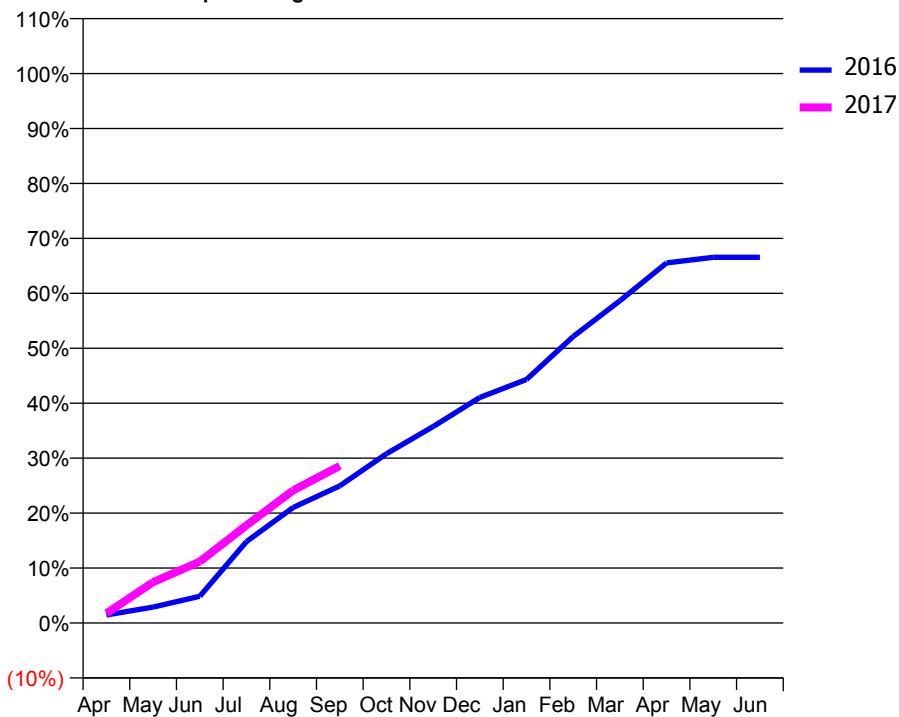
### ACCESS\*

Patients seen in 24 months	Total	Change since previous quarter
Quarter ending September 2015	1,573	
Quarter ending December 2015	1,538	↓
Quarter ending March 2016	1,582	↑
Quarter ending June 2016	1,549	↓
Quarter ending September 2016	1,444	↓
<b>Variance since September 2015</b>	<b>(8.2%)</b>	<b>↓</b>



### ACTIVITY

Cumulative percentage of contracted UDA delivered 2016 & 2017



Adjusted Scheduled Activity (UDA)

Month	2016	2017
April	74	88
May	145	372
June	243	559
July	741	889
August	1,051	1,207
September	1,248	1,429
October	1,541	
November	1,788	
December	2,052	
January	2,216	
February	2,607	
March	2,932	
April	3,276	
May	3,328	
June	3,328	

### QUALITY

	Quantity	Base Number	Contract	AT	Region	England
% of FP17s for the same patient ID Re-attending within 3 months - Children	62	458	13.5%	11.9%	11.8%	12.4%
% of FP17s for the same patient ID Re-attending within 3 months - Adults	48	369	13.0%	15.8%	16.6%	16.7%
% of FP17s for the same patient ID Re-attending between 3 & 9 months - Children	146	458	31.9%	57.1%	60.2%	57.4%
% of FP17s for the same patient ID Re-attending between 3 & 9 months - Adults	76	369	20.6%	48.6%	52.0%	50.5%
% of FP17s for Band 1 Urgent Courses	182	676	26.9%	9.6%	9.4%	9.1%
% of FP17s Relating to Free Repair or Replacements	0	676	0.0%	0.7%	0.7%	0.8%
% of FP17s Relating to Continuations	6	676	0.9%	0.9%	1.2%	1.3%
% of Patients satisfied with the dentistry they have received	0	0	N/A	93.3%	93.6%	93.2%
% of Patients satisfied with the time they had to wait for an appointment	0	0	N/A	89.2%	89.1%	89.0%

\* This is based on patients treated on this contract for their most recent course of treatment. Figures in italics indicate the base number of FP17s or Patient Questionnaire responses are less than 100. N/A is shown where the base number of responses is less than 10 during the period. % is calculated as Quantity/Base number\*100

## Q69 - Vital Signs At a Glance Contract Report for 154601/0005 - September 2016

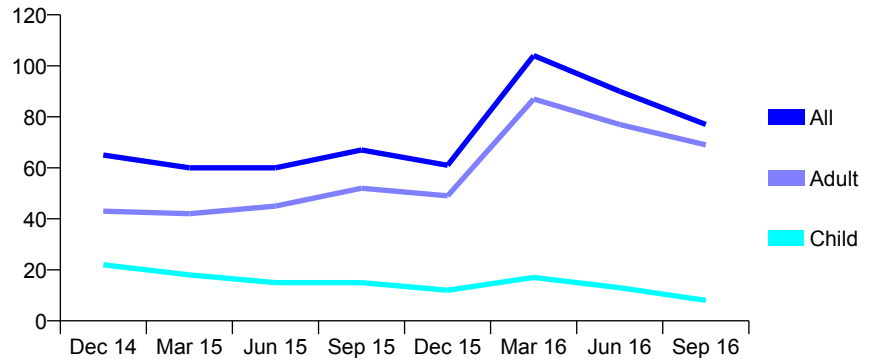
Name or company name	Oxfordshire Priority Dental Service
Contract type name	PDS Contract
Purpose of contract	General
Contract start date	01/04/2006
Contract end date	31/03/2017

16/17 Contracted general activity (UDA)	1,000
Carry forward general activity (UDA)	0
16/17 Contracted orthodontic activity (UOA)	0
Carry forward orthodontic activity (UOA)	0
Baseline contract value	£0.00

### ACCESS\*

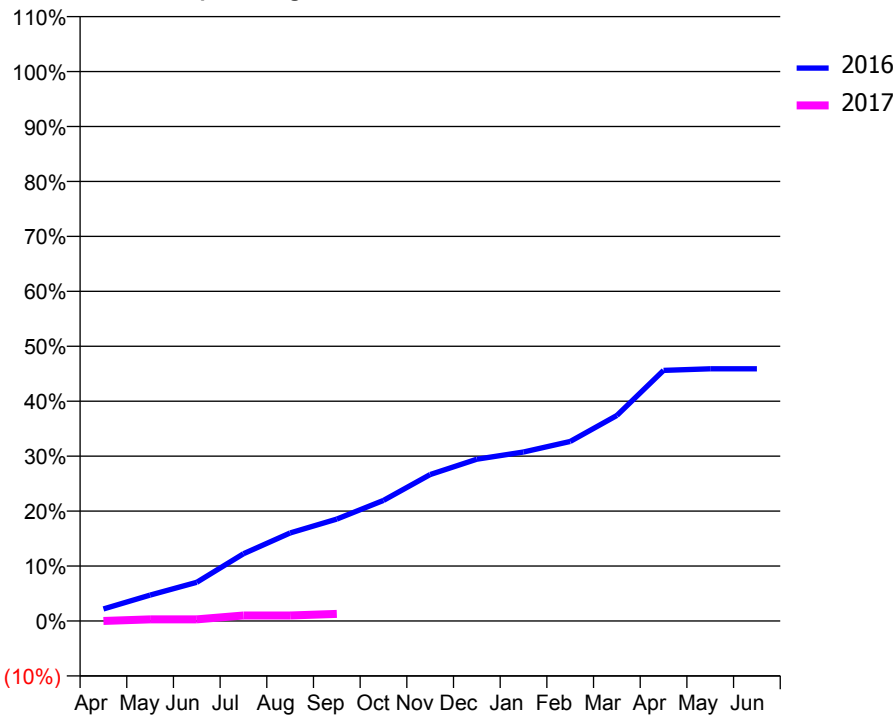
Patients seen in 24 months	Total	Change since previous quarter
Quarter ending September 2015	67	
Quarter ending December 2015	61	↓
Quarter ending March 2016	104	↑
Quarter ending June 2016	90	↓
Quarter ending September 2016	77	↓
<b>Variance since September 2015</b>	<b>14.9%</b>	<b>↑</b>

### Access trend analysis



### ACTIVITY

#### Cumulative percentage of contracted UDA delivered 2016 & 2017



Month	Adjusted Scheduled Activity (UDA)	
	2016	2017
April	22	0
May	47	3
June	70	3
July	122	10
August	160	10
September	185	13
October	220	
November	267	
December	295	
January	308	
February	327	
March	374	
April	456	
May	459	
June	459	

### QUALITY

	Quantity	Base Number	Contract	AT	Region	England
% of FP17s for the same patient ID Re-attending within 3 months - Children	0	9	0.0%	11.9%	11.8%	12.4%
% of FP17s for the same patient ID Re-attending within 3 months - Adults	0	32	0.0%	15.8%	16.6%	16.7%
% of FP17s for the same patient ID Re-attending between 3 & 9 months - Children	0	9	0.0%	57.1%	60.2%	57.4%
% of FP17s for the same patient ID Re-attending between 3 & 9 months - Adults	0	32	0.0%	48.6%	52.0%	50.5%
% of FP17s for Band 1 Urgent Courses	0	5	0.0%	9.6%	9.4%	9.1%
% of FP17s Relating to Free Repair or Replacements	0	5	0.0%	0.7%	0.7%	0.8%
% of FP17s Relating to Continuations	0	5	0.0%	0.9%	1.2%	1.3%
% of Patients satisfied with the dentistry they have received	0	0	N/A	93.3%	93.6%	93.2%
% of Patients satisfied with the time they had to wait for an appointment	0	0	N/A	89.2%	89.1%	89.0%

\* This is based on patients treated on this contract for their most recent course of treatment. Figures in italics indicate the base number of FP17s or Patient Questionnaire responses are less than 100. N/A is shown where the base number of responses is less than 10 during the period. % is calculated as Quantity/Base number\*100

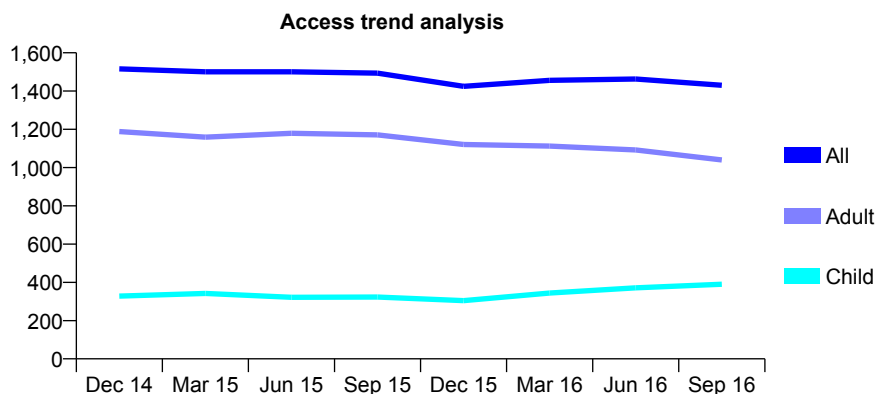
## Q69 - Vital Signs At a Glance Contract Report for 154601/0006 - September 2016

Name or company name	Oxfordshire Priority Dental Service
Contract type name	PDS Contract
Purpose of contract	General
Contract start date	01/04/2006
Contract end date	31/03/2017

16/17 Contracted general activity (UDA)	4,000
Carry forward general activity (UDA)	0
16/17 Contracted orthodontic activity (UOA)	0
Carry forward orthodontic activity (UOA)	0
Baseline contract value	£0.00

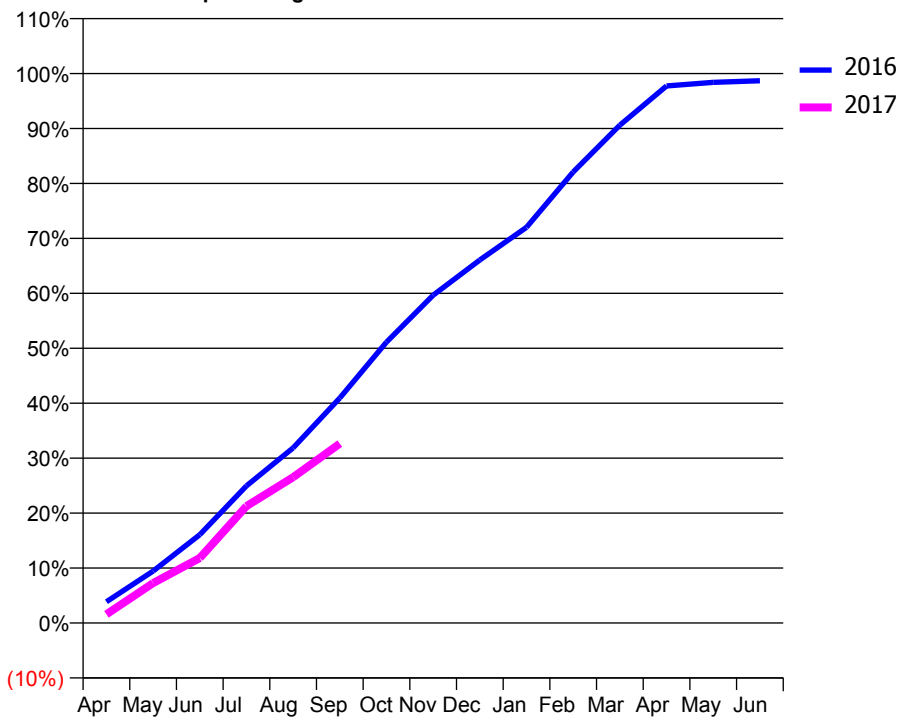
### ACCESS\*

Patients seen in 24 months	Total	Change since previous quarter
Quarter ending September 2015	1,494	
Quarter ending December 2015	1,425	↓
Quarter ending March 2016	1,456	↑
Quarter ending June 2016	1,463	→
Quarter ending September 2016	1,430	↓
<b>Variance since September 2015</b>	<b>(4.3%)</b>	<b>↓</b>



### ACTIVITY

Cumulative percentage of contracted UDA delivered 2016 & 2017



Month	Adjusted Scheduled Activity (UDA)	
	2016	2017
April	155	63
May	378	291
June	643	473
July	998	851
August	1,275	1,062
September	1,638	1,306
October	2,045	
November	2,386	
December	2,642	
January	2,881	
February	3,283	
March	3,624	
April	3,910	
May	3,936	
June	3,948	

### QUALITY

	Quantity	Base Number	Contract	AT	Region	England
% of FP17s for the same patient ID Re-attending within 3 months - Children	32	305	10.5%	11.9%	11.8%	12.4%
% of FP17s for the same patient ID Re-attending within 3 months - Adults	73	539	13.5%	15.8%	16.6%	16.7%
% of FP17s for the same patient ID Re-attending between 3 & 9 months - Children	63	305	20.7%	57.1%	60.2%	57.4%
% of FP17s for the same patient ID Re-attending between 3 & 9 months - Adults	154	539	28.6%	48.6%	52.0%	50.5%
% of FP17s for Band 1 Urgent Courses	191	718	26.6%	9.6%	9.4%	9.1%
% of FP17s Relating to Free Repair or Replacements	1	718	0.1%	0.7%	0.7%	0.8%
% of FP17s Relating to Continuations	5	718	0.7%	0.9%	1.2%	1.3%
% of Patients satisfied with the dentistry they have received	2	3	N/A	93.3%	93.6%	93.2%
% of Patients satisfied with the time they had to wait for an appointment	3	3	N/A	89.2%	89.1%	89.0%

\* This is based on patients treated on this contract for their most recent course of treatment. Figures in italics indicate the base number of FP17s or Patient Questionnaire responses are less than 100. N/A is shown where the base number of responses is less than 10 during the period. % is calculated as Quantity/Base number\*100

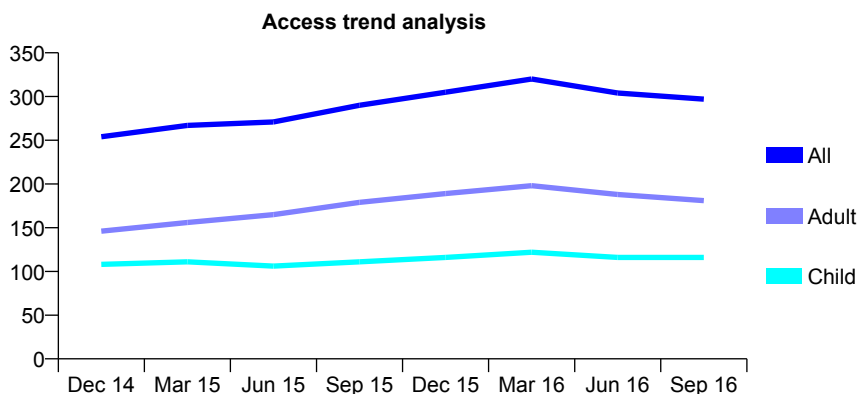
## Q69 - Vital Signs At a Glance Contract Report for 154601/0007 - September 2016

Name or company name	Oxfordshire Priority Dental Service
Contract type name	PDS Contract
Purpose of contract	General
Contract start date	01/04/2006
Contract end date	31/03/2017

16/17 Contracted general activity (UDA)	1,000
Carry forward general activity (UDA)	0
16/17 Contracted orthodontic activity (UOA)	0
Carry forward orthodontic activity (UOA)	0
Baseline contract value	£0.00

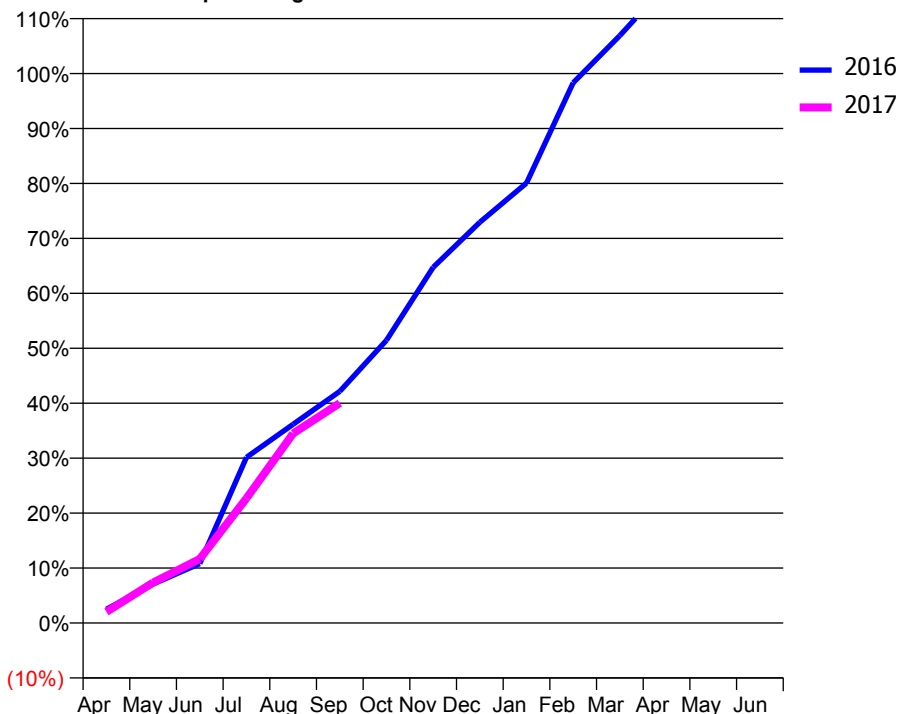
### ACCESS\*

Patients seen in 24 months	Total	Change since previous quarter
Quarter ending September 2015	290	
Quarter ending December 2015	305	↑
Quarter ending March 2016	320	↑
Quarter ending June 2016	304	↓
Quarter ending September 2016	297	↓
<b>Variance since September 2015</b>	<b>2.4%</b>	<b>↑</b>



### ACTIVITY

Cumulative percentage of contracted UDA delivered 2016 & 2017



Month	Adjusted Scheduled Activity (UDA)	
	2016	2017
April	25	20
May	71	74
June	108	117
July	301	227
August	362	345
September	422	400
October	515	
November	647	
December	729	
January	801	
February	983	
March	1,069	
April	1,162	
May	1,182	
June	1,182	

### QUALITY

	Quantity	Base Number	Contract	AT	Region	England
% of FP17s for the same patient ID Re-attending within 3 months - Children	12	126	9.5%	11.9%	11.8%	12.4%
% of FP17s for the same patient ID Re-attending within 3 months - Adults	8	87	9.2%	15.8%	16.6%	16.7%
% of FP17s for the same patient ID Re-attending between 3 & 9 months - Children	64	126	50.8%	57.1%	60.2%	57.4%
% of FP17s for the same patient ID Re-attending between 3 & 9 months - Adults	43	87	49.4%	48.6%	52.0%	50.5%
% of FP17s for Band 1 Urgent Courses	6	168	3.6%	9.6%	9.4%	9.1%
% of FP17s Relating to Free Repair or Replacements	0	168	0.0%	0.7%	0.7%	0.8%
% of FP17s Relating to Continuations	2	168	1.2%	0.9%	1.2%	1.3%
% of Patients satisfied with the dentistry they have received	0	0	N/A	93.3%	93.6%	93.2%
% of Patients satisfied with the time they had to wait for an appointment	0	0	N/A	89.2%	89.1%	89.0%

\* This is based on patients treated on this contract for their most recent course of treatment. Figures in italics indicate the base number of FP17s or Patient Questionnaire responses are less than 100. N/A is shown where the base number of responses is less than 10 during the period. % is calculated as Quantity/Base number\*100

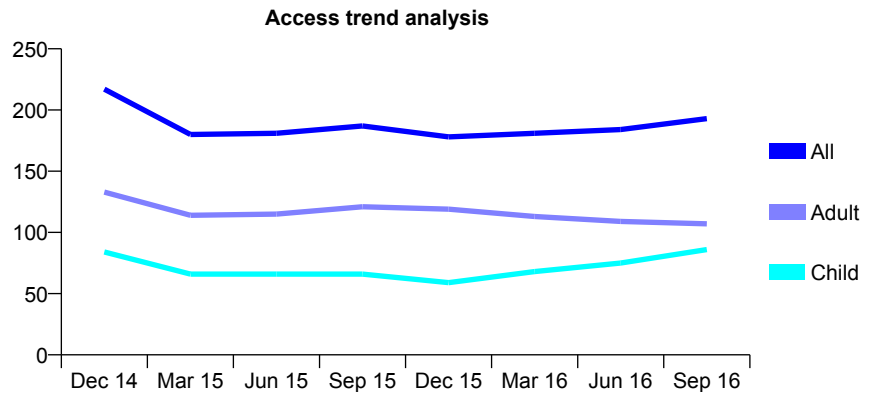
## Q69 - Vital Signs At a Glance Contract Report for 154601/0008 - September 2016

Name or company name	Oxfordshire Priority Dental Service
Contract type name	PDS Contract
Purpose of contract	General
Contract start date	01/04/2006
Contract end date	31/03/2017

16/17 Contracted general activity (UDA)	1,000
Carry forward general activity (UDA)	0
16/17 Contracted orthodontic activity (UOA)	0
Carry forward orthodontic activity (UOA)	0
Baseline contract value	£0.00

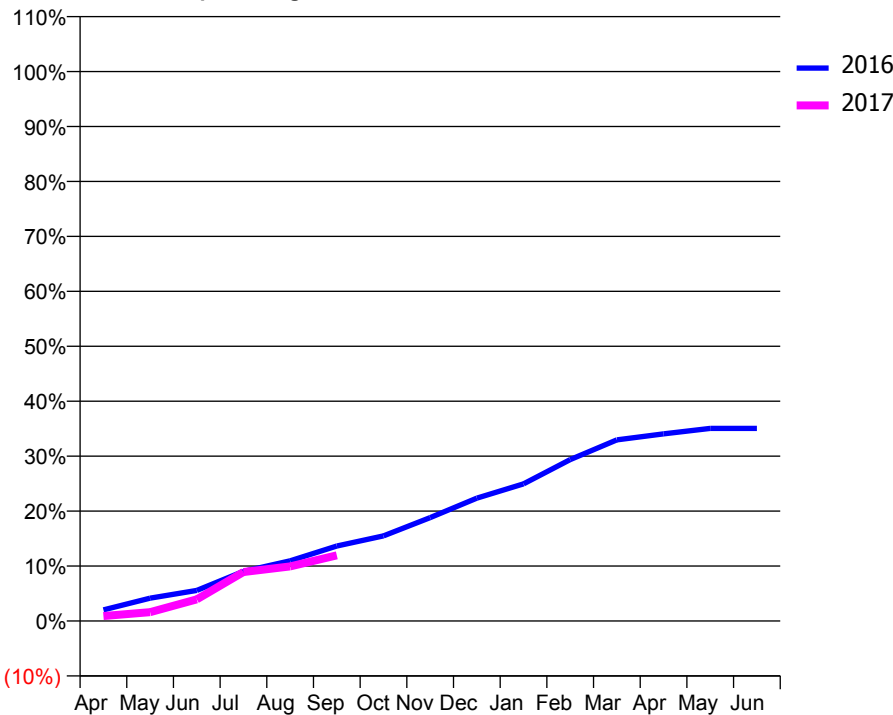
### ACCESS\*

Patients seen in 24 months	Total	Change since previous quarter
Quarter ending September 2015	187	
Quarter ending December 2015	178	↓
Quarter ending March 2016	181	→
Quarter ending June 2016	184	→
Quarter ending September 2016	193	↑
<b>Variance since September 2015</b>	<b>3.2%</b>	<b>↑</b>



### ACTIVITY

Cumulative percentage of contracted UDA delivered 2016 & 2017



Month	Adjusted Scheduled Activity (UDA)	
	2016	2017
April	20	9
May	42	16
June	56	39
July	90	89
August	110	99
September	136	119
October	155	
November	188	
December	224	
January	250	
February	294	
March	330	
April	341	
May	351	
June	351	

### QUALITY

	Quantity	Base Number	Contract	AT	Region	England
% of FP17s for the same patient ID Re-attending within 3 months - Children	1	64	1.6%	11.9%	11.8%	12.4%
% of FP17s for the same patient ID Re-attending within 3 months - Adults	2	43	4.7%	15.8%	16.6%	16.7%
% of FP17s for the same patient ID Re-attending between 3 & 9 months - Children	15	64	23.4%	57.1%	60.2%	57.4%
% of FP17s for the same patient ID Re-attending between 3 & 9 months - Adults	17	43	39.5%	48.6%	52.0%	50.5%
% of FP17s for Band 1 Urgent Courses	7	94	7.4%	9.6%	9.4%	9.1%
% of FP17s Relating to Free Repair or Replacements	0	94	0.0%	0.7%	0.7%	0.8%
% of FP17s Relating to Continuations	0	94	0.0%	0.9%	1.2%	1.3%
% of Patients satisfied with the dentistry they have received	1	1	N/A	93.3%	93.6%	93.2%
% of Patients satisfied with the time they had to wait for an appointment	1	1	N/A	89.2%	89.1%	89.0%

\* This is based on patients treated on this contract for their most recent course of treatment. Figures in italics indicate the base number of FP17s or Patient Questionnaire responses are less than 100. N/A is shown where the base number of responses is less than 10 during the period. % is calculated as Quantity/Base number\*100



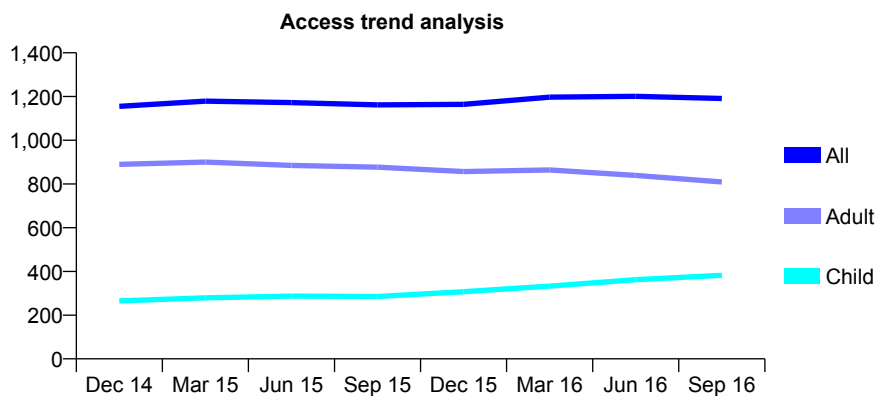
## Q69 - Vital Signs At a Glance Contract Report for 154601/0009 - September 2016

Name or company name	Oxfordshire Priority Dental Service
Contract type name	PDS Contract
Purpose of contract	General
Contract start date	01/04/2006
Contract end date	31/03/2017

16/17 Contracted general activity (UDA)	3,000
Carry forward general activity (UDA)	0
16/17 Contracted orthodontic activity (UOA)	0
Carry forward orthodontic activity (UOA)	0
Baseline contract value	£0.00

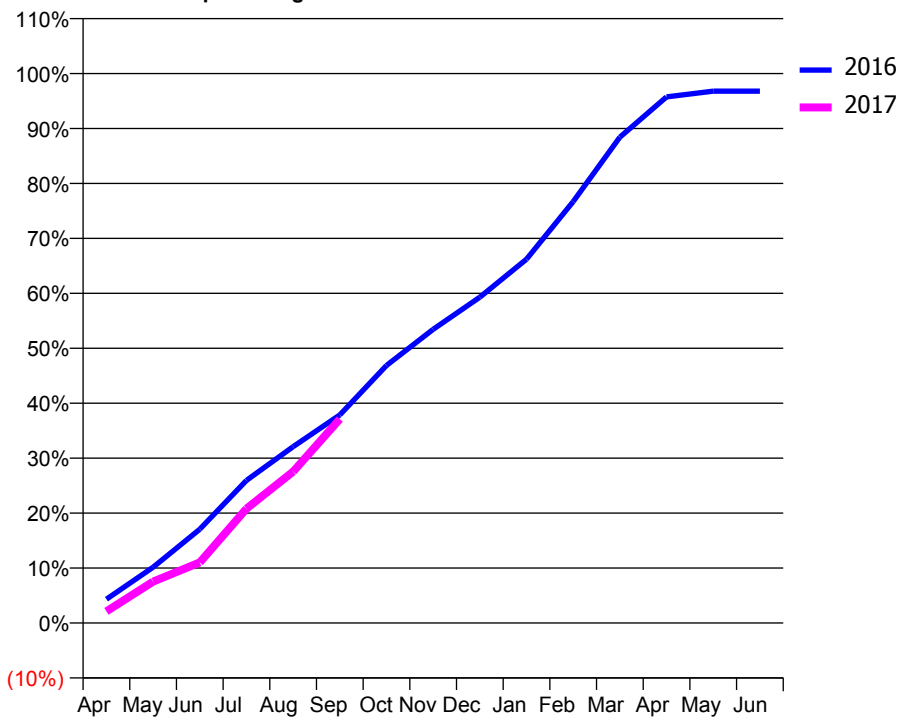
### ACCESS\*

Patients seen in 24 months	Total	Change since previous quarter
Quarter ending September 2015	1,162	
Quarter ending December 2015	1,164	→
Quarter ending March 2016	1,197	↑
Quarter ending June 2016	1,201	→
Quarter ending September 2016	1,191	→
<b>Variance since September 2015</b>	<b>2.5%</b>	<b>↑</b>



### ACTIVITY

Cumulative percentage of contracted UDA delivered 2016 & 2017



Adjusted Scheduled Activity (UDA)

Month	2016	2017
April	130	64
May	305	226
June	512	331
July	779	625
August	963	827
September	1,136	1,113
October	1,406	
November	1,603	
December	1,779	
January	1,986	
February	2,301	
March	2,652	
April	2,872	
May	2,903	
June	2,903	

### QUALITY

	Quantity	Base Number	Contract	AT	Region	England
% of FP17s for the same patient ID Re-attending within 3 months - Children	21	323	6.5%	11.9%	11.8%	12.4%
% of FP17s for the same patient ID Re-attending within 3 months - Adults	33	381	8.7%	15.8%	16.6%	16.7%
% of FP17s for the same patient ID Re-attending between 3 & 9 months - Children	83	323	25.7%	57.1%	60.2%	57.4%
% of FP17s for the same patient ID Re-attending between 3 & 9 months - Adults	103	381	27.0%	48.6%	52.0%	50.5%
% of FP17s for Band 1 Urgent Courses	92	606	15.2%	9.6%	9.4%	9.1%
% of FP17s Relating to Free Repair or Replacements	0	606	0.0%	0.7%	0.7%	0.8%
% of FP17s Relating to Continuations	4	606	0.7%	0.9%	1.2%	1.3%
% of Patients satisfied with the dentistry they have received	0	0	N/A	93.3%	93.6%	93.2%
% of Patients satisfied with the time they had to wait for an appointment	0	0	N/A	89.2%	89.1%	89.0%

\* This is based on patients treated on this contract for their most recent course of treatment. Figures in italics indicate the base number of FP17s or Patient Questionnaire responses are less than 100. N/A is shown where the base number of responses is less than 10 during the period. % is calculated as Quantity/Base number\*100

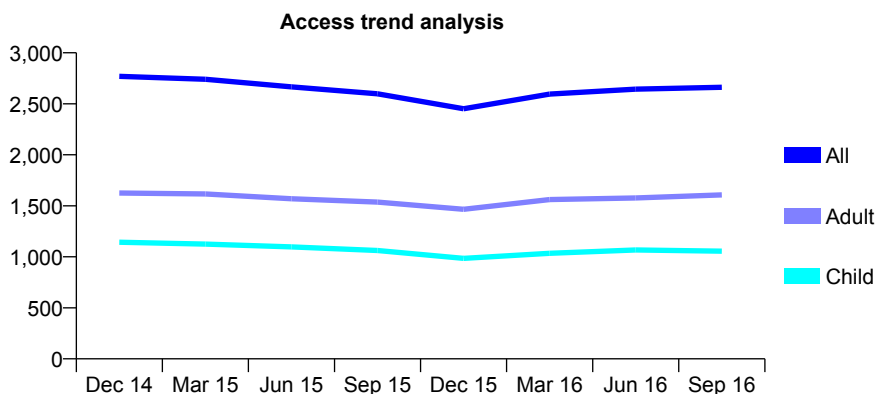
## Q69 - Vital Signs At a Glance Contract Report for 154601/0010 - September 2016

Name or company name	Oxfordshire Priority Dental Service
Contract type name	PDS Contract
Purpose of contract	General
Contract start date	01/04/2006
Contract end date	31/03/2017

16/17 Contracted general activity (UDA)	5,400
Carry forward general activity (UDA)	0
16/17 Contracted orthodontic activity (UOA)	0
Carry forward orthodontic activity (UOA)	0
Baseline contract value	£0.00

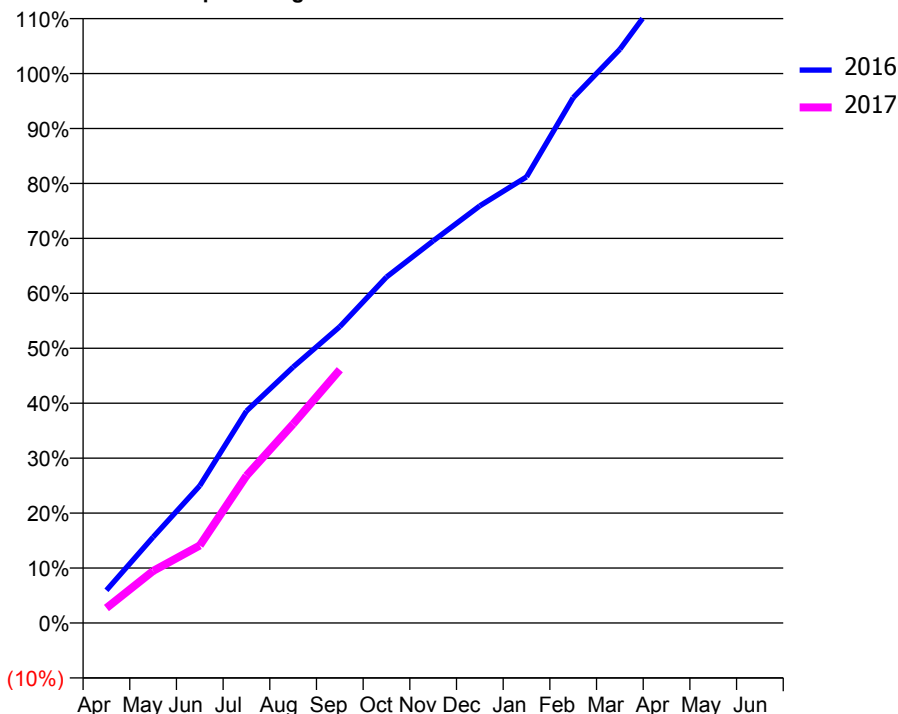
### ACCESS\*

Patients seen in 24 months	Total	Change since previous quarter
Quarter ending September 2015	2,598	
Quarter ending December 2015	2,451	↓
Quarter ending March 2016	2,595	↑
Quarter ending June 2016	2,644	→
Quarter ending September 2016	2,662	→
<b>Variance since September 2015</b>	<b>2.5%</b>	<b>↑</b>



### ACTIVITY

Cumulative percentage of contracted UDA delivered 2016 & 2017



Month	Adjusted Scheduled Activity (UDA)	
	2016	2017
April	322	147
May	845	512
June	1,349	763
July	2,083	1,448
August	2,516	1,956
September	2,913	2,489
October	3,400	
November	3,755	
December	4,099	
January	4,384	
February	5,163	
March	5,638	
April	6,259	
May	6,321	
June	6,323	

### QUALITY

	Quantity	Base Number	Contract	AT	Region	England
% of FP17s for the same patient ID Re-attending within 3 months - Children	49	761	6.4%	11.9%	11.8%	12.4%
% of FP17s for the same patient ID Re-attending within 3 months - Adults	78	914	8.5%	15.8%	16.6%	16.7%
% of FP17s for the same patient ID Re-attending between 3 & 9 months - Children	222	761	29.2%	57.1%	60.2%	57.4%
% of FP17s for the same patient ID Re-attending between 3 & 9 months - Adults	156	914	17.1%	48.6%	52.0%	50.5%
% of FP17s for Band 1 Urgent Courses	305	1,367	22.3%	9.6%	9.4%	9.1%
% of FP17s Relating to Free Repair or Replacements	0	1,367	0.0%	0.7%	0.7%	0.8%
% of FP17s Relating to Continuations	7	1,367	0.5%	0.9%	1.2%	1.3%
% of Patients satisfied with the dentistry they have received	2	2	N/A	93.3%	93.6%	93.2%
% of Patients satisfied with the time they had to wait for an appointment	2	2	N/A	89.2%	89.1%	89.0%

\* This is based on patients treated on this contract for their most recent course of treatment. Figures in italics indicate the base number of FP17s or Patient Questionnaire responses are less than 100. N/A is shown where the base number of responses is less than 10 during the period. % is calculated as Quantity/Base number\*100

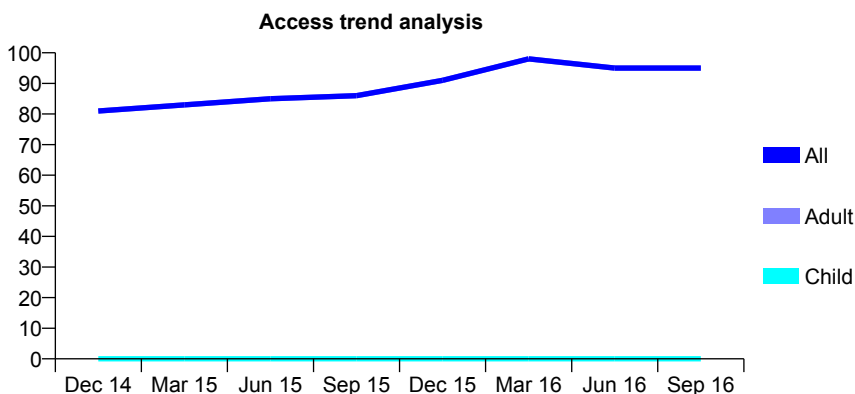
## Q69 - Vital Signs At a Glance Contract Report for 154601/0012 - September 2016

Name or company name	Oxfordshire Priority Dental Service
Contract type name	PDS Contract
Purpose of contract	General
Contract start date	01/04/2006
Contract end date	31/03/2017

16/17 Contracted general activity (UDA)	100
Carry forward general activity (UDA)	0
16/17 Contracted orthodontic activity (UOA)	0
Carry forward orthodontic activity (UOA)	0
Baseline contract value	£0.00

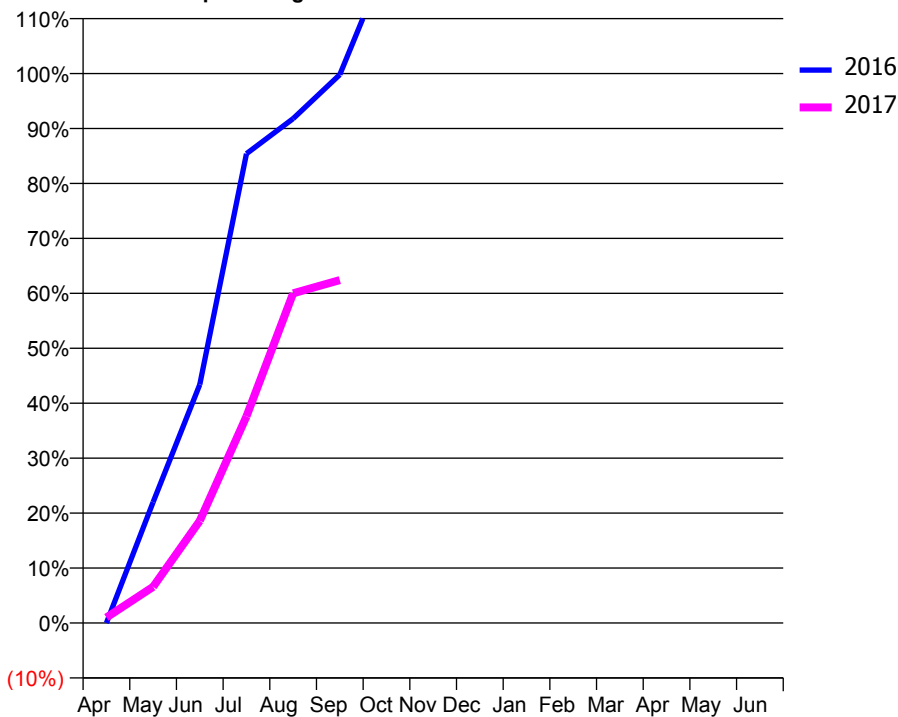
### ACCESS\*

Patients seen in 24 months	Total	Change since previous quarter
Quarter ending September 2015	86	
Quarter ending December 2015	91	↑
Quarter ending March 2016	98	↑
Quarter ending June 2016	95	↓
Quarter ending September 2016	95	→
<b>Variance since September 2015</b>	<b>10.5%</b>	<b>↑</b>



### ACTIVITY

Cumulative percentage of contracted UDA delivered 2016 & 2017



Month	Adjusted Scheduled Activity (UDA)	
	2016	2017
April	0	1
May	22	7
June	43	19
July	85	38
August	92	60
September	100	62
October	120	
November	124	
December	148	
January	153	
February	208	
March	228	
April	266	
May	266	
June	269	

### QUALITY

	Quantity	Base Number	Contract	AT	Region	England
% of FP17s for the same patient ID Re-attending within 3 months - Children	0	0	N/A	11.9%	11.8%	12.4%
% of FP17s for the same patient ID Re-attending within 3 months - Adults	3	40	7.5%	15.8%	16.6%	16.7%
% of FP17s for the same patient ID Re-attending between 3 & 9 months - Children	0	0	N/A	57.1%	60.2%	57.4%
% of FP17s for the same patient ID Re-attending between 3 & 9 months - Adults	6	40	15.0%	48.6%	52.0%	50.5%
% of FP17s for Band 1 Urgent Courses	12	23	52.2%	9.6%	9.4%	9.1%
% of FP17s Relating to Free Repair or Replacements	0	23	0.0%	0.7%	0.7%	0.8%
% of FP17s Relating to Continuations	0	23	0.0%	0.9%	1.2%	1.3%
% of Patients satisfied with the dentistry they have received	0	0	N/A	93.3%	93.6%	93.2%
% of Patients satisfied with the time they had to wait for an appointment	0	0	N/A	89.2%	89.1%	89.0%

\* This is based on patients treated on this contract for their most recent course of treatment. Figures in italics indicate the base number of FP17s or Patient Questionnaire responses are less than 100. N/A is shown where the base number of responses is less than 10 during the period. % is calculated as Quantity/Base number\*100

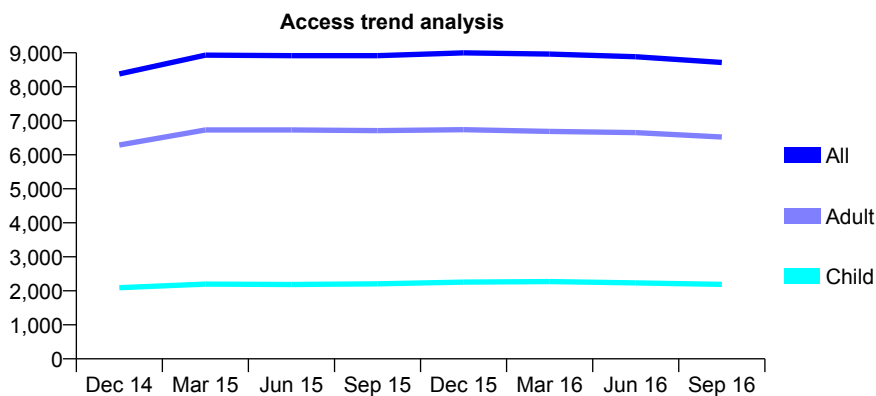
## Q69 - Vital Signs At a Glance Contract Report for 155713/0001 - September 2016

Name or company name	NIGHTINGALE COTTAGE DENTAL PRAC
Contract type name	GDS Contract
Purpose of contract	General
Contract start date	01/04/2013
Contract end date	

16/17 Contracted general activity (UDA)	24,761
Carry forward general activity (UDA)	0
16/17 Contracted orthodontic activity (UOA)	0
Carry forward orthodontic activity (UOA)	0
Baseline contract value	£548,232.97

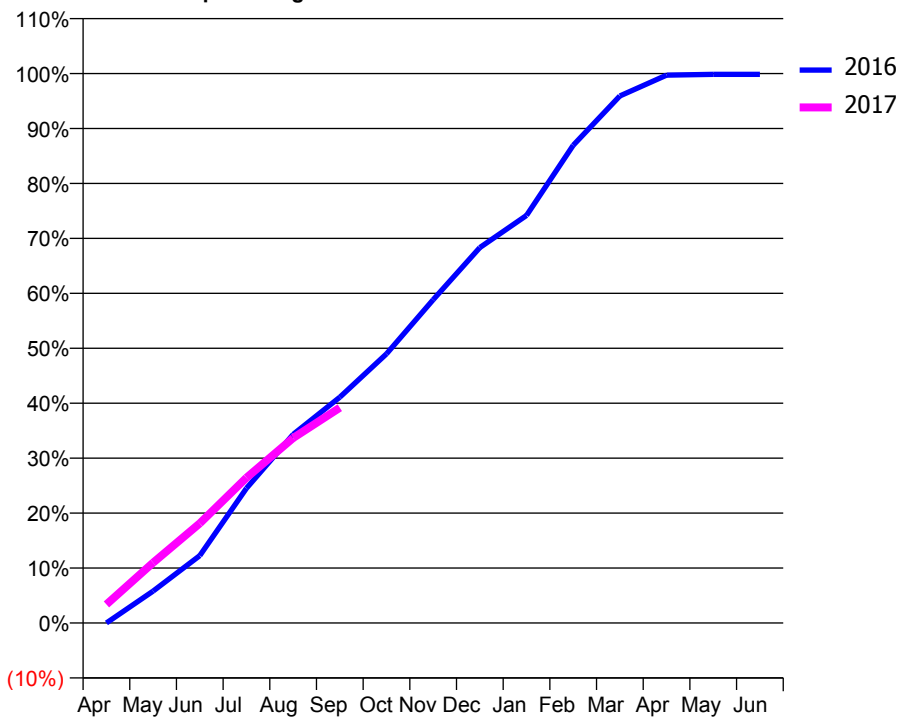
### ACCESS\*

Patients seen in 24 months	Total	Change since previous quarter
Quarter ending September 2015	8,916	
Quarter ending December 2015	8,997	→
Quarter ending March 2016	8,961	→
Quarter ending June 2016	8,886	→
Quarter ending September 2016	8,714	↓
<b>Variance since September 2015</b>	<b>(2.3%)</b>	<b>↓</b>



### ACTIVITY

Cumulative percentage of contracted UDA delivered 2016 & 2017



Month	Adjusted Scheduled Activity (UDA)	
	2016	2017
April	0	836
May	1,440	2,720
June	3,036	4,492
July	6,073	6,545
August	8,501	8,335
September	10,173	9,701
October	12,129	
November	14,568	
December	16,916	
January	18,366	
February	21,528	
March	23,749	
April	24,689	
May	24,724	
June	24,724	

### QUALITY

	Quantity	Base Number	Contract	AT	Region	England
% of FP17s for the same patient ID Re-attending within 3 months - Children	95	1,508	6.3%	11.9%	11.8%	12.4%
% of FP17s for the same patient ID Re-attending within 3 months - Adults	555	4,078	13.6%	15.8%	16.6%	16.7%
% of FP17s for the same patient ID Re-attending between 3 & 9 months - Children	935	1,508	62.0%	57.1%	60.2%	57.4%
% of FP17s for the same patient ID Re-attending between 3 & 9 months - Adults	2,243	4,078	55.0%	48.6%	52.0%	50.5%
% of FP17s for Band 1 Urgent Courses	428	5,142	8.3%	9.6%	9.4%	9.1%
% of FP17s Relating to Free Repair or Replacements	53	5,142	1.0%	0.7%	0.7%	0.8%
% of FP17s Relating to Continuations	73	5,142	1.4%	0.9%	1.2%	1.3%
% of Patients satisfied with the dentistry they have received	5	5	N/A	93.3%	93.6%	93.2%
% of Patients satisfied with the time they had to wait for an appointment	4	5	N/A	89.2%	89.1%	89.0%

\* This is based on patients treated on this contract for their most recent course of treatment. Figures in italics indicate the base number of FP17s or Patient Questionnaire responses are less than 100. N/A is shown where the base number of responses is less than 10 during the period. % is calculated as Quantity/Base number\*100

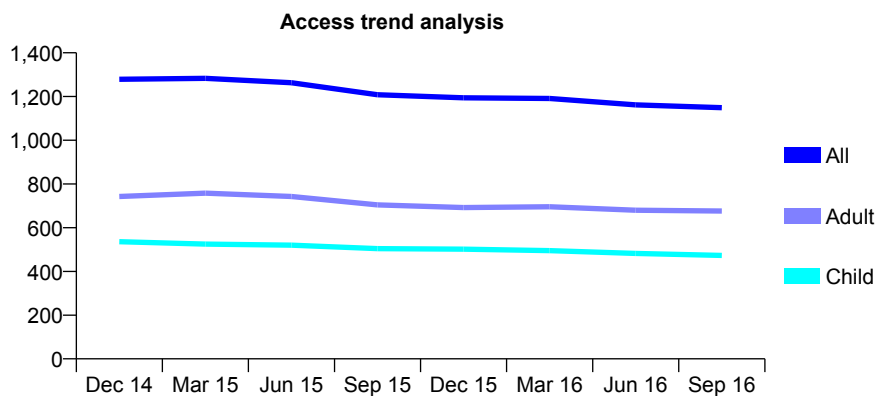
## Q69 - Vital Signs At a Glance Contract Report for 156043/0001 - September 2016

Name or company name	Burghfield Dental Care Limited
Contract type name	GDS Contract
Purpose of contract	General
Contract start date	01/01/2013
Contract end date	

16/17 Contracted general activity (UDA)	3,945
Carry forward general activity (UDA)	-65
16/17 Contracted orthodontic activity (UOA)	0
Carry forward orthodontic activity (UOA)	0
Baseline contract value	£90,208.38

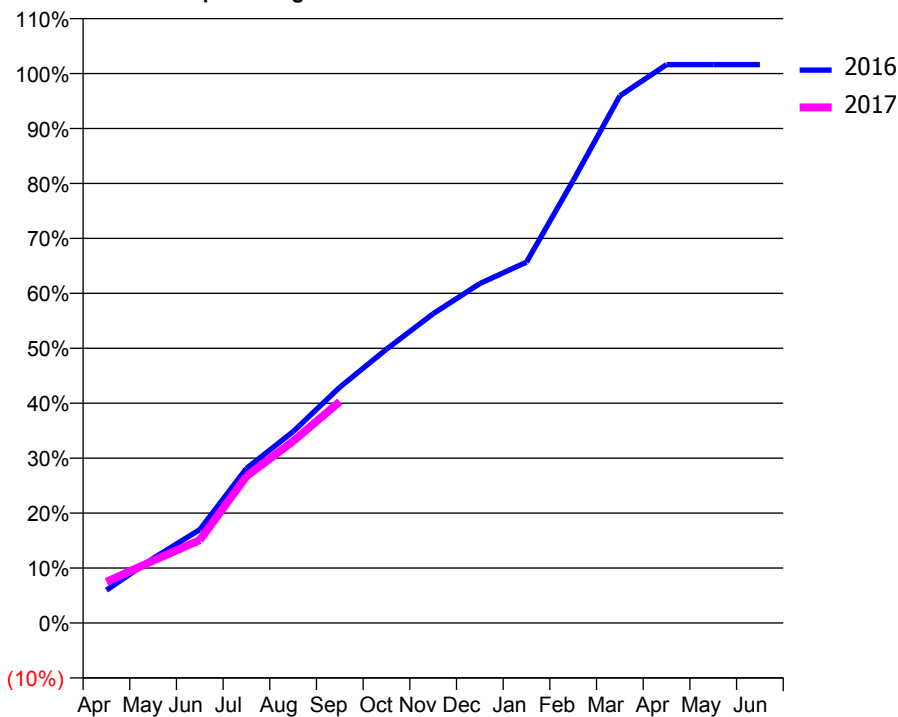
### ACCESS\*

Patients seen in 24 months	Total	Change since previous quarter
Quarter ending September 2015	1,208	
Quarter ending December 2015	1,194	↓
Quarter ending March 2016	1,191	→
Quarter ending June 2016	1,162	↓
Quarter ending September 2016	1,149	↓
<b>Variance since September 2015</b>	<b>(4.9%)</b>	<b>↓</b>



### ACTIVITY

Cumulative percentage of contracted UDA delivered 2016 & 2017



Month	Adjusted Scheduled Activity (UDA)	
	2016	2017
April	241	296
May	475	447
June	686	595
July	1,136	1,054
August	1,406	1,305
September	1,733	1,589
October	2,012	
November	2,273	
December	2,494	
January	2,652	
February	3,252	
March	3,874	
April	4,104	
May	4,104	
June	4,104	

### QUALITY

	Quantity	Base Number	Contract	AT	Region	England
% of FP17s for the same patient ID Re-attending within 3 months - Children	44	428	10.3%	11.9%	11.8%	12.4%
% of FP17s for the same patient ID Re-attending within 3 months - Adults	65	505	12.9%	15.8%	16.6%	16.7%
% of FP17s for the same patient ID Re-attending between 3 & 9 months - Children	289	428	67.5%	57.1%	60.2%	57.4%
% of FP17s for the same patient ID Re-attending between 3 & 9 months - Adults	313	505	62.0%	48.6%	52.0%	50.5%
% of FP17s for Band 1 Urgent Courses	53	856	6.2%	9.6%	9.4%	9.1%
% of FP17s Relating to Free Repair or Replacements	6	856	0.7%	0.7%	0.7%	0.8%
% of FP17s Relating to Continuations	1	856	0.1%	0.9%	1.2%	1.3%
% of Patients satisfied with the dentistry they have received	1	1	N/A	93.3%	93.6%	93.2%
% of Patients satisfied with the time they had to wait for an appointment	1	1	N/A	89.2%	89.1%	89.0%

\* This is based on patients treated on this contract for their most recent course of treatment. Figures in italics indicate the base number of FP17s or Patient Questionnaire responses are less than 100. N/A is shown where the base number of responses is less than 10 during the period. % is calculated as Quantity/Base number\*100

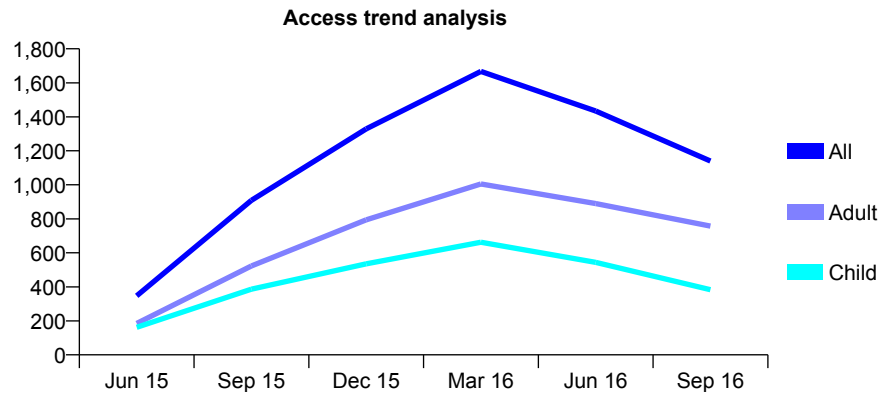
## Q69 - Vital Signs At a Glance Contract Report for 157074/0001 - September 2016

Name or company name	Crendon Dental Centre
Contract type name	GDS Contract
Purpose of contract	General
Contract start date	01/04/2015
Contract end date	31/08/2016

16/17 Contracted general activity (UDA)	2,591
Carry forward general activity (UDA)	0
16/17 Contracted orthodontic activity (UOA)	0
Carry forward orthodontic activity (UOA)	0
Baseline contract value	£56,391.37

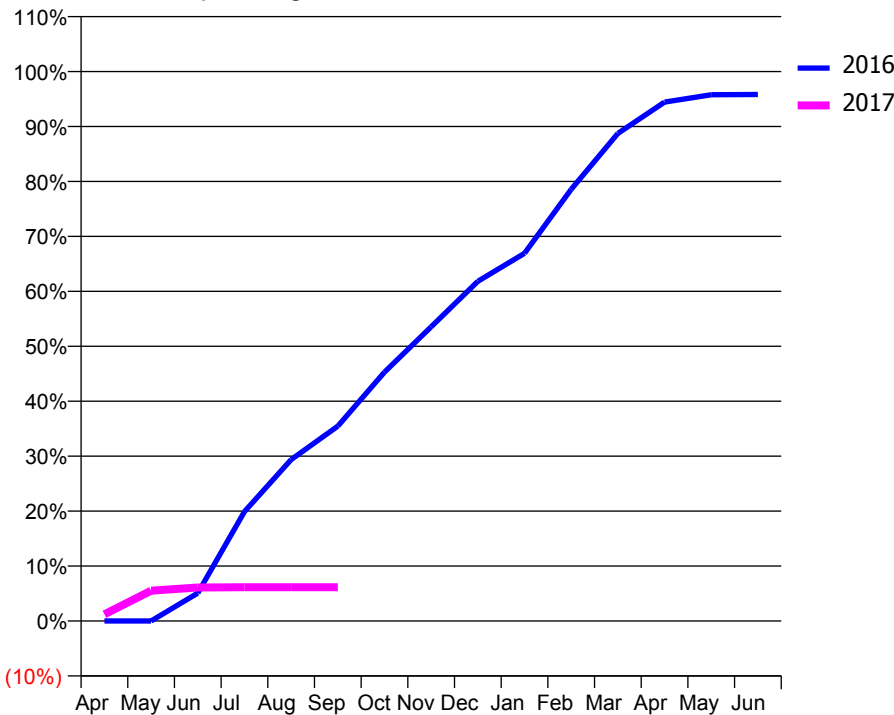
### ACCESS\*

Patients seen in 24 months	Total	Change since previous quarter
Quarter ending September 2015	909	
Quarter ending December 2015	1,329	↑
Quarter ending March 2016	1,667	↑
Quarter ending June 2016	1,434	↓
Quarter ending September 2016	1,140	↓
<b>Variance since September 2015</b>	<b>25.4%</b>	<b>↑</b>



### ACTIVITY

Cumulative percentage of contracted UDA delivered 2016 & 2017



Month	Adjusted Scheduled Activity (UDA)	
	2016	2017
April	0	32
May	0	143
June	324	158
July	1,268	159
August	1,869	159
September	2,258	159
October	2,883	
November	3,409	
December	3,934	
January	4,260	
February	5,000	
March	5,648	
April	6,010	
May	6,095	
June	6,098	

### QUALITY

	Quantity	Base Number	Contract	AT	Region	England
% of FP17s for the same patient ID Re-attending within 3 months - Children	15	89	16.9%	11.9%	11.8%	12.4%
% of FP17s for the same patient ID Re-attending within 3 months - Adults	34	135	25.2%	15.8%	16.6%	16.7%
% of FP17s for the same patient ID Re-attending between 3 & 9 months - Children	33	89	37.1%	57.1%	60.2%	57.4%
% of FP17s for the same patient ID Re-attending between 3 & 9 months - Adults	37	135	27.4%	48.6%	52.0%	50.5%
% of FP17s for Band 1 Urgent Courses	1	44	2.3%	9.6%	9.4%	9.1%
% of FP17s Relating to Free Repair or Replacements	0	44	0.0%	0.7%	0.7%	0.8%
% of FP17s Relating to Continuations	1	44	2.3%	0.9%	1.2%	1.3%
% of Patients satisfied with the dentistry they have received	5	5	N/A	93.3%	93.6%	93.2%
% of Patients satisfied with the time they had to wait for an appointment	5	5	N/A	89.2%	89.1%	89.0%

\* This is based on patients treated on this contract for their most recent course of treatment. Figures in italics indicate the base number of FP17s or Patient Questionnaire responses are less than 100. N/A is shown where the base number of responses is less than 10 during the period. % is calculated as Quantity/Base number\*100

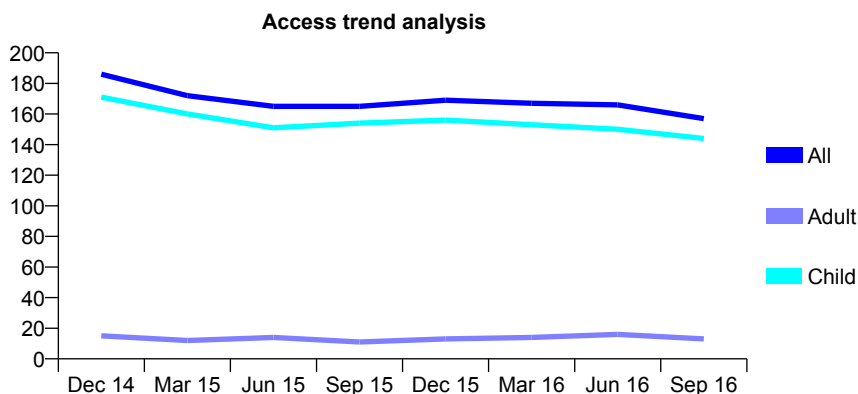
## Q69 - Vital Signs At a Glance Contract Report for 157651/0001 - September 2016

Name or company name	Chesham Dental Care
Contract type name	GDS Contract
Purpose of contract	General
Contract start date	01/04/2011
Contract end date	

16/17 Contracted general activity (UDA)	550
Carry forward general activity (UDA)	-11
16/17 Contracted orthodontic activity (UOA)	0
Carry forward orthodontic activity (UOA)	0
Baseline contract value	£13,707.29

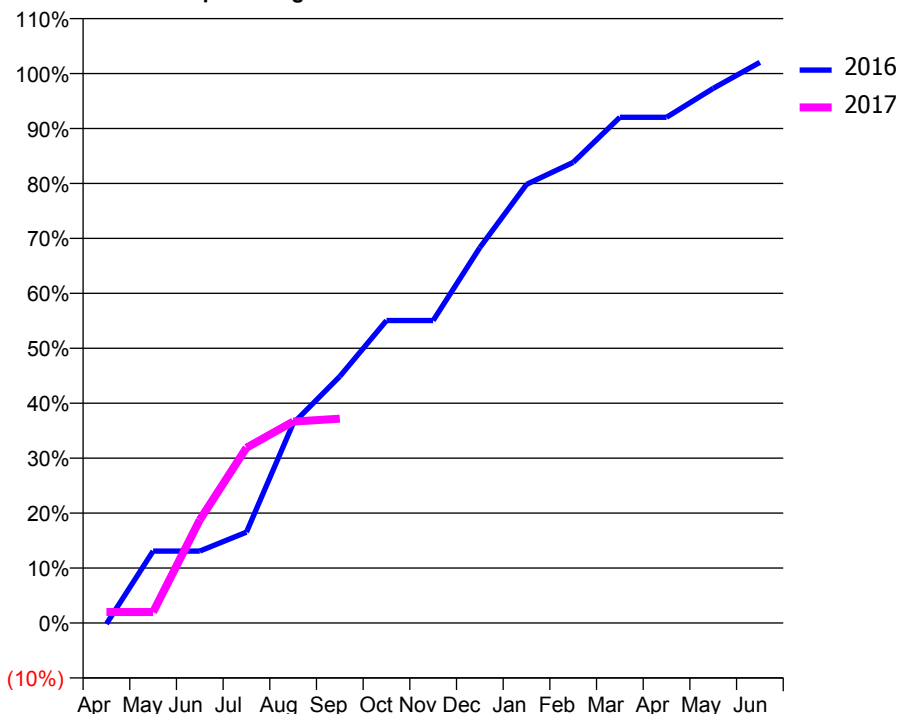
### ACCESS\*

Patients seen in 24 months	Total	Change since previous quarter
Quarter ending September 2015	165	
Quarter ending December 2015	169	↑
Quarter ending March 2016	167	↓
Quarter ending June 2016	166	→
Quarter ending September 2016	157	↓
<b>Variance since September 2015</b>	<b>(4.8%)</b>	<b>↓</b>



### ACTIVITY

Cumulative percentage of contracted UDA delivered 2016 & 2017



Month	Adjusted Scheduled Activity (UDA)	
	2016	2017
April	-1	11
May	72	11
June	72	103
July	91	175
August	200	202
September	247	205
October	303	
November	303	
December	376	
January	439	
February	461	
March	506	
April	506	
May	535	
June	561	

### QUALITY

	Quantity	Base Number	Contract	AT	Region	England
% of FP17s for the same patient ID Re-attending within 3 months - Children	14	108	13.0%	11.9%	11.8%	12.4%
% of FP17s for the same patient ID Re-attending within 3 months - Adults	1	3	33.3%	15.8%	16.6%	16.7%
% of FP17s for the same patient ID Re-attending between 3 & 9 months - Children	79	108	73.1%	57.1%	60.2%	57.4%
% of FP17s for the same patient ID Re-attending between 3 & 9 months - Adults	1	3	33.3%	48.6%	52.0%	50.5%
% of FP17s for Band 1 Urgent Courses	3	89	3.4%	9.6%	9.4%	9.1%
% of FP17s Relating to Free Repair or Replacements	0	89	0.0%	0.7%	0.7%	0.8%
% of FP17s Relating to Continuations	0	89	0.0%	0.9%	1.2%	1.3%
% of Patients satisfied with the dentistry they have received	1	1	N/A	93.3%	93.6%	93.2%
% of Patients satisfied with the time they had to wait for an appointment	1	1	N/A	89.2%	89.1%	89.0%

\* This is based on patients treated on this contract for their most recent course of treatment. Figures in italics indicate the base number of FP17s or Patient Questionnaire responses are less than 100. N/A is shown where the base number of responses is less than 10 during the period. % is calculated as Quantity/Base number\*100



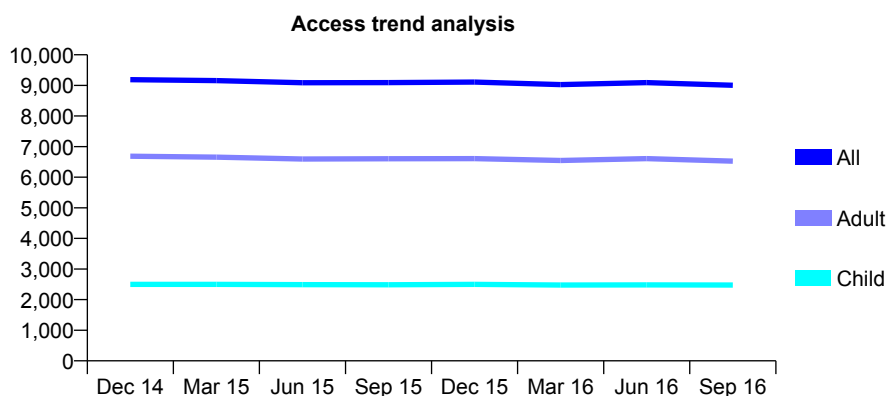
## Q69 - Vital Signs At a Glance Contract Report for 157678/0001 - September 2016

Name or company name	PEACHCROFT DENTAL PRACTICE
Contract type name	GDS Contract
Purpose of contract	General
Contract start date	01/04/2011
Contract end date	

16/17 Contracted general activity (UDA)	26,527
Carry forward general activity (UDA)	0
16/17 Contracted orthodontic activity (UOA)	0
Carry forward orthodontic activity (UOA)	0
Baseline contract value	£540,659.14

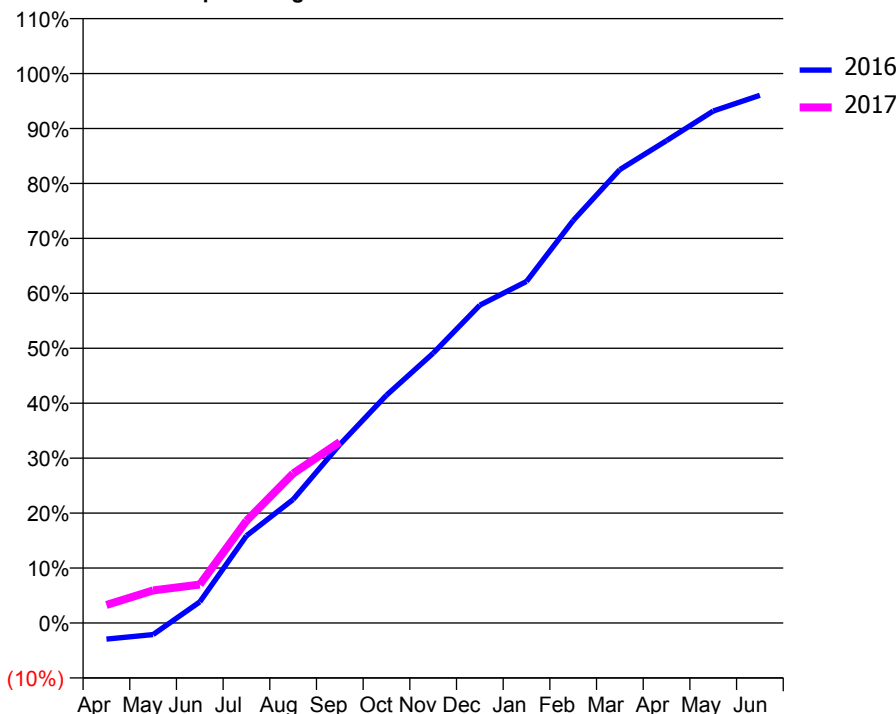
### ACCESS\*

Patients seen in 24 months	Total	Change since previous quarter
Quarter ending September 2015	9,091	
Quarter ending December 2015	9,107	→
Quarter ending March 2016	9,024	→
Quarter ending June 2016	9,092	→
Quarter ending September 2016	9,003	→
<b>Variance since September 2015</b>	<b>(1.0%)</b>	→



### ACTIVITY

Cumulative percentage of contracted UDA delivered 2016 & 2017



Adjusted Scheduled Activity (UDA)

Month	2016	2017
April	-803	874
May	-579	1,576
June	1,046	1,859
July	4,315	4,935
August	6,106	7,222
September	8,819	8,739
October	11,254	
November	13,329	
December	15,706	
January	16,875	
February	19,886	
March	22,403	
April	23,833	
May	25,300	
June	26,074	

### QUALITY

	Quantity	Base Number	Contract	AT	Region	England
% of FP17s for the same patient ID Re-attending within 3 months - Children	97	1,821	5.3%	11.9%	11.8%	12.4%
% of FP17s for the same patient ID Re-attending within 3 months - Adults	400	4,062	9.8%	15.8%	16.6%	16.7%
% of FP17s for the same patient ID Re-attending between 3 & 9 months - Children	1,095	1,821	60.1%	57.1%	60.2%	57.4%
% of FP17s for the same patient ID Re-attending between 3 & 9 months - Adults	2,441	4,062	60.1%	48.6%	52.0%	50.5%
% of FP17s for Band 1 Urgent Courses	388	4,353	8.9%	9.6%	9.4%	9.1%
% of FP17s Relating to Free Repair or Replacements	30	4,353	0.7%	0.7%	0.7%	0.8%
% of FP17s Relating to Continuations	21	4,353	0.5%	0.9%	1.2%	1.3%
% of Patients satisfied with the dentistry they have received	15	16	93.8%	93.3%	93.6%	93.2%
% of Patients satisfied with the time they had to wait for an appointment	15	16	93.8%	89.2%	89.1%	89.0%

\* This is based on patients treated on this contract for their most recent course of treatment. Figures in italics indicate the base number of FP17s or Patient Questionnaire responses are less than 100. N/A is shown where the base number of responses is less than 10 during the period. % is calculated as Quantity/Base number\*100

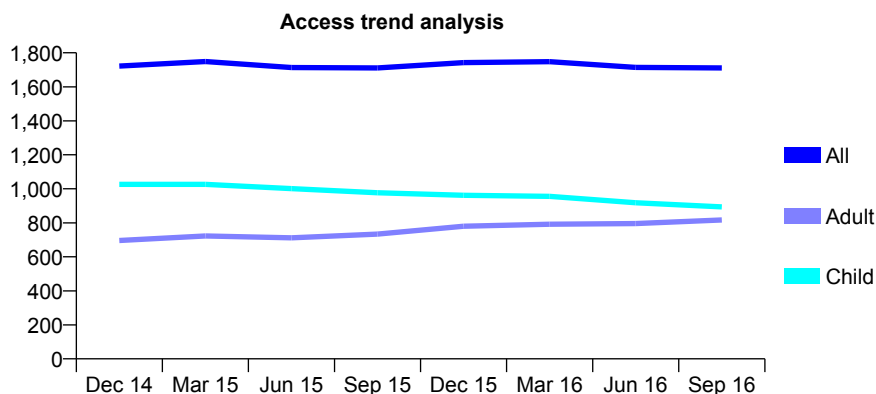
## Q69 - Vital Signs At a Glance Contract Report for 159115/0001 - September 2016

Name or company name	The Dental Centre Ltd
Contract type name	GDS Contract
Purpose of contract	General
Contract start date	15/12/2007
Contract end date	

16/17 Contracted general activity (UDA)	4,250
Carry forward general activity (UDA)	0
16/17 Contracted orthodontic activity (UOA)	0
Carry forward orthodontic activity (UOA)	0
Baseline contract value	£114,826.53

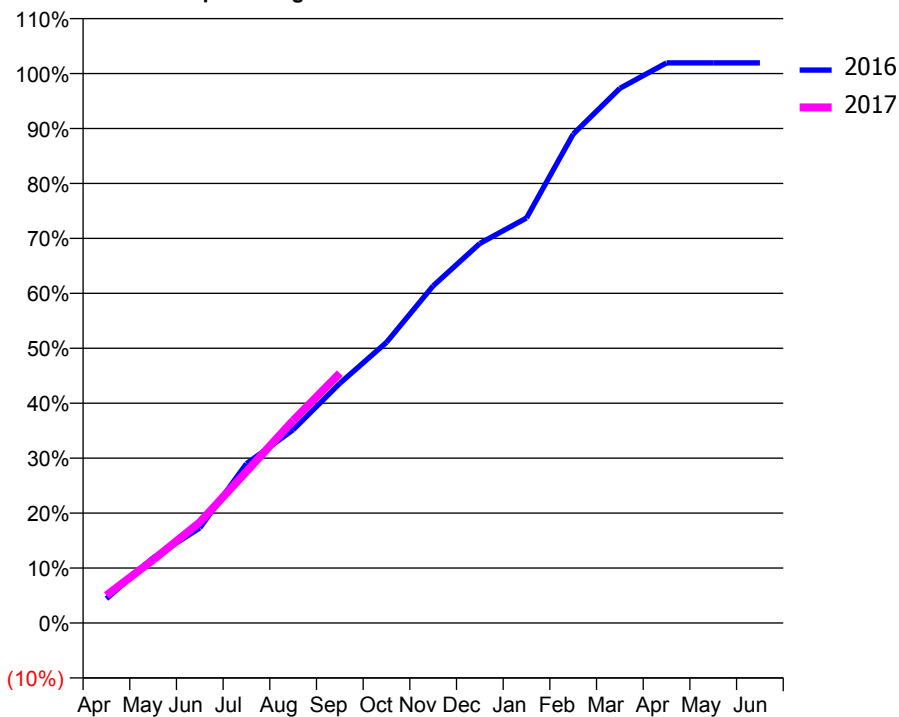
### ACCESS\*

Patients seen in 24 months	Total	Change since previous quarter
Quarter ending September 2015	1,711	
Quarter ending December 2015	1,742	→
Quarter ending March 2016	1,748	→
Quarter ending June 2016	1,714	↓
Quarter ending September 2016	1,711	→
<b>Variance since September 2015</b>	<b>0.0%</b>	<b>→</b>



### ACTIVITY

Cumulative percentage of contracted UDA delivered 2016 & 2017



Month	Adjusted Scheduled Activity (UDA)	
	2016	2017
April	192	214
May	516	489
June	753	780
July	1,261	1,173
August	1,530	1,566
September	1,897	1,932
October	2,221	
November	2,669	
December	3,005	
January	3,206	
February	3,870	
March	4,233	
April	4,434	
May	4,434	
June	4,434	

### QUALITY

	Quantity	Base Number	Contract	AT	Region	England
% of FP17s for the same patient ID Re-attending within 3 months - Children	39	710	5.5%	11.9%	11.8%	12.4%
% of FP17s for the same patient ID Re-attending within 3 months - Adults	46	467	9.9%	15.8%	16.6%	16.7%
% of FP17s for the same patient ID Re-attending between 3 & 9 months - Children	464	710	65.4%	57.1%	60.2%	57.4%
% of FP17s for the same patient ID Re-attending between 3 & 9 months - Adults	263	467	56.3%	48.6%	52.0%	50.5%
% of FP17s for Band 1 Urgent Courses	32	1,067	3.0%	9.6%	9.4%	9.1%
% of FP17s Relating to Free Repair or Replacements	5	1,067	0.5%	0.7%	0.7%	0.8%
% of FP17s Relating to Continuations	3	1,067	0.3%	0.9%	1.2%	1.3%
% of Patients satisfied with the dentistry they have received	2	2	N/A	93.3%	93.6%	93.2%
% of Patients satisfied with the time they had to wait for an appointment	2	2	N/A	89.2%	89.1%	89.0%

\* This is based on patients treated on this contract for their most recent course of treatment. Figures in italics indicate the base number of FP17s or Patient Questionnaire responses are less than 100. N/A is shown where the base number of responses is less than 10 during the period. % is calculated as Quantity/Base number\*100

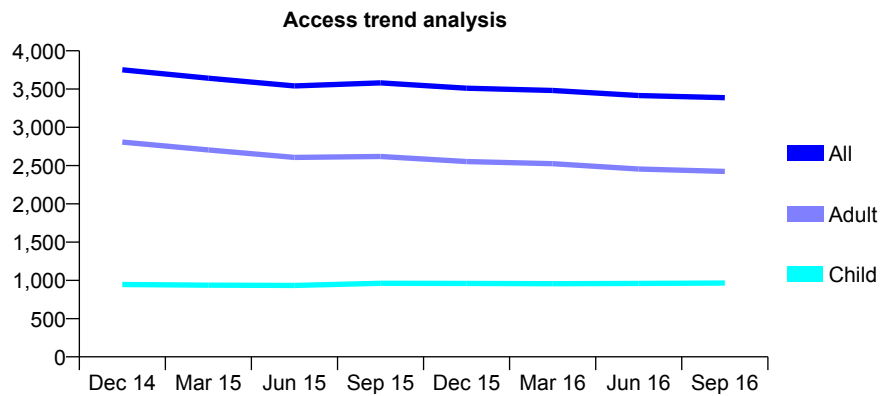
## Q69 - Vital Signs At a Glance Contract Report for 159115/0004 - September 2016

Name or company name	The Dental Centre Ltd
Contract type name	GDS Contract
Purpose of contract	General
Contract start date	01/04/2008
Contract end date	

16/17 Contracted general activity (UDA)	12,449
Carry forward general activity (UDA)	-26
16/17 Contracted orthodontic activity (UOA)	0
Carry forward orthodontic activity (UOA)	0
Baseline contract value	£351,499.45

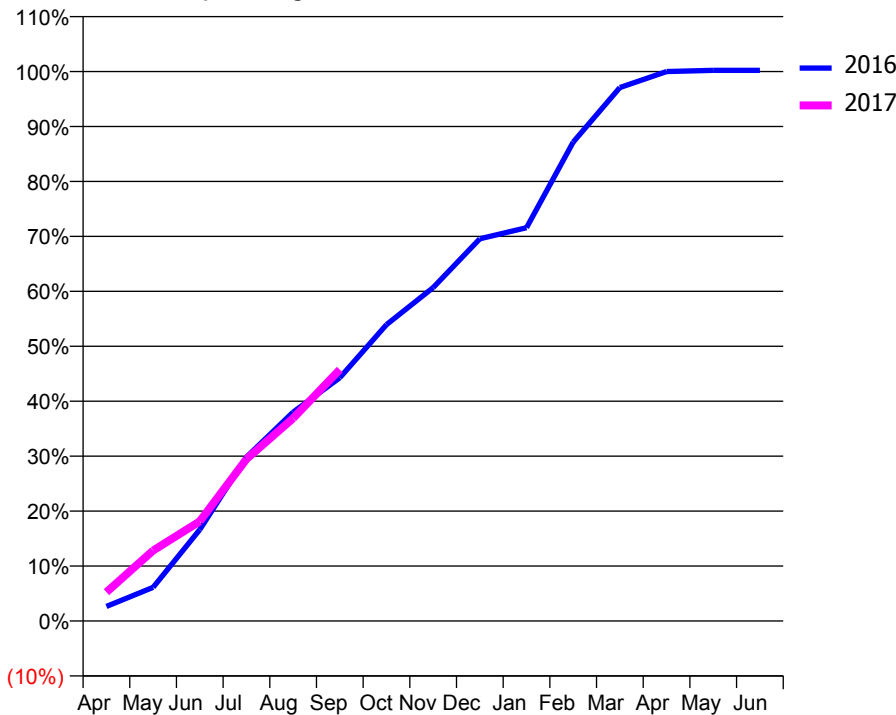
### ACCESS\*

Patients seen in 24 months	Total	Change since previous quarter
Quarter ending September 2015	3,580	
Quarter ending December 2015	3,511	↓
Quarter ending March 2016	3,481	→
Quarter ending June 2016	3,415	↓
Quarter ending September 2016	3,388	→
<b>Variance since September 2015</b>	<b>(5.4%)</b>	<b>↓</b>



### ACTIVITY

Cumulative percentage of contracted UDA delivered 2016 & 2017



Month	Adjusted Scheduled Activity (UDA)	
	2016	2017
April	340	655
May	780	1,597
June	2,120	2,258
July	3,803	3,668
August	4,845	4,593
September	5,641	5,697
October	6,872	
November	7,732	
December	8,864	
January	9,121	
February	11,105	
March	12,369	
April	12,742	
May	12,768	
June	12,769	

### QUALITY

	Quantity	Base Number	Contract	AT	Region	England
% of FP17s for the same patient ID Re-attending within 3 months - Children	89	696	12.8%	11.9%	11.8%	12.4%
% of FP17s for the same patient ID Re-attending within 3 months - Adults	320	1,589	20.1%	15.8%	16.6%	16.7%
% of FP17s for the same patient ID Re-attending between 3 & 9 months - Children	319	696	45.8%	57.1%	60.2%	57.4%
% of FP17s for the same patient ID Re-attending between 3 & 9 months - Adults	741	1,589	46.6%	48.6%	52.0%	50.5%
% of FP17s for Band 1 Urgent Courses	251	2,103	11.9%	9.6%	9.4%	9.1%
% of FP17s Relating to Free Repair or Replacements	50	2,103	2.4%	0.7%	0.7%	0.8%
% of FP17s Relating to Continuations	13	2,103	0.6%	0.9%	1.2%	1.3%
% of Patients satisfied with the dentistry they have received	2	2	N/A	93.3%	93.6%	93.2%
% of Patients satisfied with the time they had to wait for an appointment	2	2	N/A	89.2%	89.1%	89.0%

\* This is based on patients treated on this contract for their most recent course of treatment. Figures in italics indicate the base number of FP17s or Patient Questionnaire responses are less than 100. N/A is shown where the base number of responses is less than 10 during the period. % is calculated as Quantity/Base number\*100

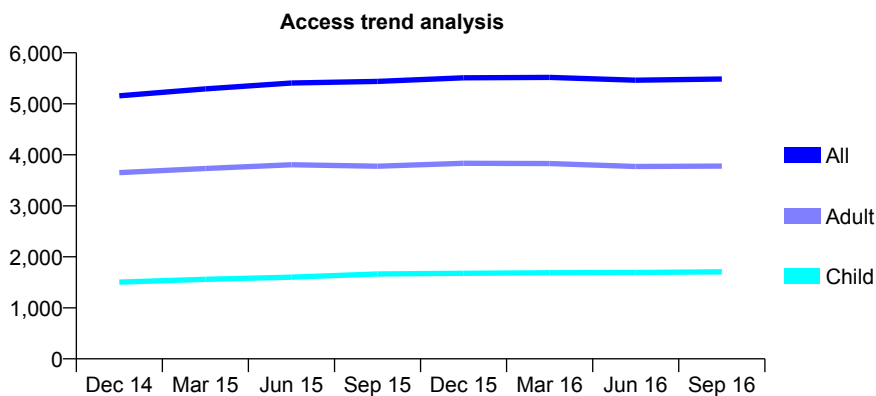
## Q69 - Vital Signs At a Glance Contract Report for 162310/0001 - September 2016

Name or company name	WILDRIDINGS LTD
Contract type name	GDS Contract
Purpose of contract	General
Contract start date	24/09/2012
Contract end date	

16/17 Contracted general activity (UDA)	17,822
Carry forward general activity (UDA)	0
16/17 Contracted orthodontic activity (UOA)	0
Carry forward orthodontic activity (UOA)	0
Baseline contract value	£475,454.37

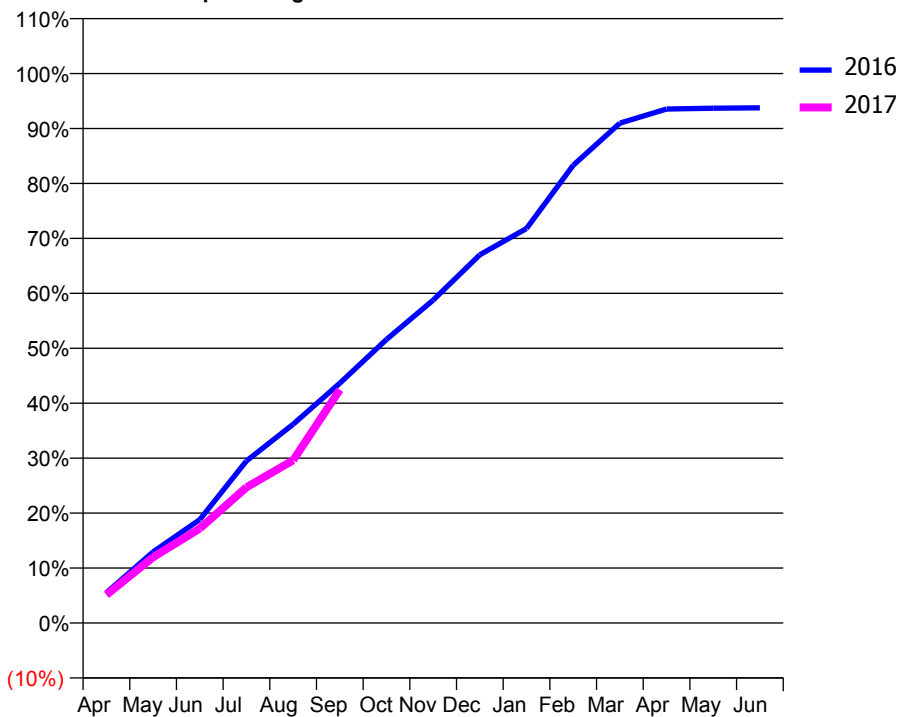
### ACCESS\*

Patients seen in 24 months	Total	Change since previous quarter
Quarter ending September 2015	5,439	
Quarter ending December 2015	5,511	→
Quarter ending March 2016	5,517	→
Quarter ending June 2016	5,464	→
Quarter ending September 2016	5,485	→
<b>Variance since September 2015</b>	<b>0.8%</b>	<b>→</b>



### ACTIVITY

Cumulative percentage of contracted UDA delivered 2016 & 2017



Month	Adjusted Scheduled Activity (UDA)	
	2016	2017
April	985	913
May	2,306	2,133
June	3,354	3,063
July	5,258	4,400
August	6,447	5,278
September	7,778	7,566
October	9,198	
November	10,472	
December	11,941	
January	12,796	
February	14,847	
March	16,214	
April	16,670	
May	16,694	
June	16,709	

### QUALITY

	Quantity	Base Number	Contract	AT	Region	England
% of FP17s for the same patient ID Re-attending within 3 months - Children	113	1,162	9.7%	11.9%	11.8%	12.4%
% of FP17s for the same patient ID Re-attending within 3 months - Adults	475	2,257	21.0%	15.8%	16.6%	16.7%
% of FP17s for the same patient ID Re-attending between 3 & 9 months - Children	574	1,162	49.4%	57.1%	60.2%	57.4%
% of FP17s for the same patient ID Re-attending between 3 & 9 months - Adults	961	2,257	42.6%	48.6%	52.0%	50.5%
% of FP17s for Band 1 Urgent Courses	442	3,171	13.9%	9.6%	9.4%	9.1%
% of FP17s Relating to Free Repair or Replacements	20	3,171	0.6%	0.7%	0.7%	0.8%
% of FP17s Relating to Continuations	22	3,171	0.7%	0.9%	1.2%	1.3%
% of Patients satisfied with the dentistry they have received	8	8	N/A	93.3%	93.6%	93.2%
% of Patients satisfied with the time they had to wait for an appointment	6	8	N/A	89.2%	89.1%	89.0%

\* This is based on patients treated on this contract for their most recent course of treatment. Figures in italics indicate the base number of FP17s or Patient Questionnaire responses are less than 100. N/A is shown where the base number of responses is less than 10 during the period. % is calculated as Quantity/Base number\*100

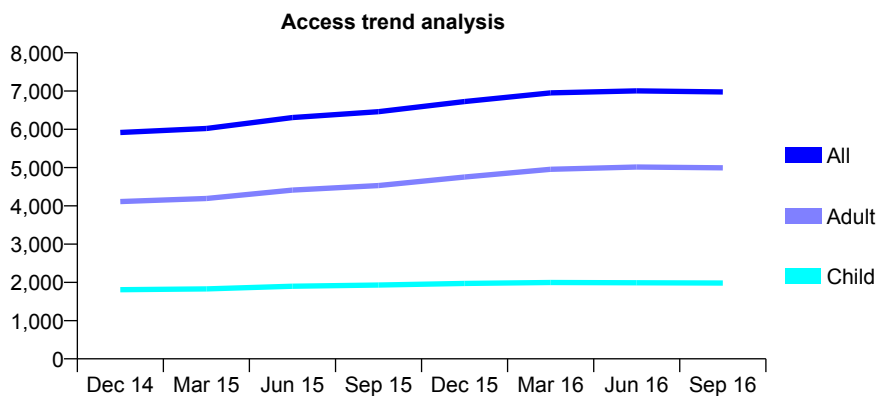
## Q69 - Vital Signs At a Glance Contract Report for 162612/0001 - September 2016

Name or company name	Facial Aesthetics Dental Centre Ltd
Contract type name	GDS Contract
Purpose of contract	General
Contract start date	01/04/2008
Contract end date	

16/17 Contracted general activity (UDA)	15,974
Carry forward general activity (UDA)	159
16/17 Contracted orthodontic activity (UOA)	0
Carry forward orthodontic activity (UOA)	0
Baseline contract value	£432,388.89

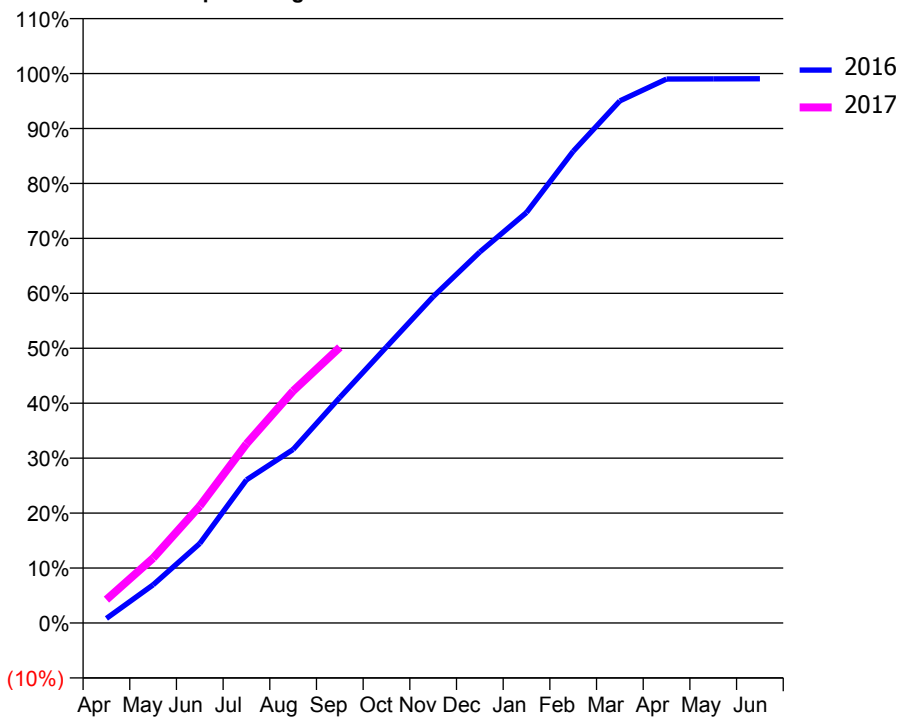
### ACCESS\*

Patients seen in 24 months	Total	Change since previous quarter
Quarter ending September 2015	6,460	
Quarter ending December 2015	6,726	↑
Quarter ending March 2016	6,951	↑
Quarter ending June 2016	7,004	→
Quarter ending September 2016	6,976	→
<b>Variance since September 2015</b>	<b>8.0%</b>	<b>↑</b>



### ACTIVITY

Cumulative percentage of contracted UDA delivered 2016 & 2017



Month	Adjusted Scheduled Activity (UDA)	
	2016	2017
April	138	679
May	1,164	1,888
June	2,421	3,401
July	4,356	5,207
August	5,282	6,746
September	6,865	8,013
October	8,402	
November	9,933	
December	11,293	
January	12,495	
February	14,357	
March	15,892	
April	16,556	
May	16,559	
June	16,566	

### QUALITY

	Quantity	Base Number	Contract	AT	Region	England
% of FP17s for the same patient ID Re-attending within 3 months - Children	77	1,501	5.1%	11.9%	11.8%	12.4%
% of FP17s for the same patient ID Re-attending within 3 months - Adults	459	3,229	14.2%	15.8%	16.6%	16.7%
% of FP17s for the same patient ID Re-attending between 3 & 9 months - Children	957	1,501	63.8%	57.1%	60.2%	57.4%
% of FP17s for the same patient ID Re-attending between 3 & 9 months - Adults	1,720	3,229	53.3%	48.6%	52.0%	50.5%
% of FP17s for Band 1 Urgent Courses	339	4,304	7.9%	9.6%	9.4%	9.1%
% of FP17s Relating to Free Repair or Replacements	47	4,304	1.1%	0.7%	0.7%	0.8%
% of FP17s Relating to Continuations	77	4,304	1.8%	0.9%	1.2%	1.3%
% of Patients satisfied with the dentistry they have received	12	12	100.0%	93.3%	93.6%	93.2%
% of Patients satisfied with the time they had to wait for an appointment	11	12	91.7%	89.2%	89.1%	89.0%

\* This is based on patients treated on this contract for their most recent course of treatment. Figures in italics indicate the base number of FP17s or Patient Questionnaire responses are less than 100. N/A is shown where the base number of responses is less than 10 during the period. % is calculated as Quantity/Base number\*100

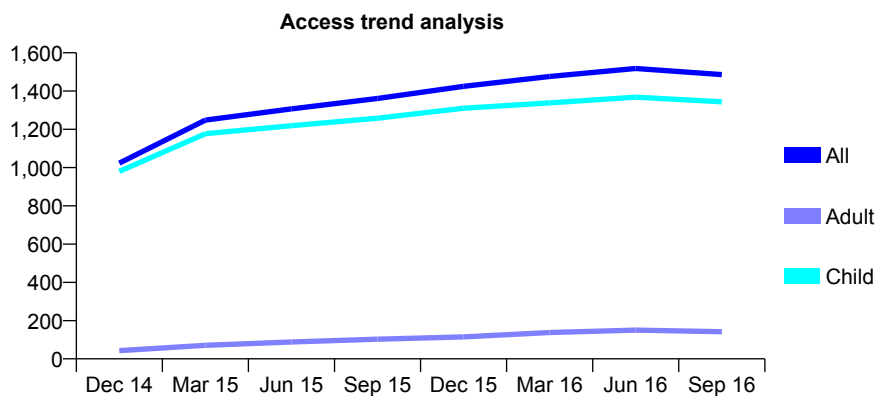
## Q69 - Vital Signs At a Glance Contract Report for 163678/0001 - September 2016

Name or company name	Oaktree Dental Practice
Contract type name	GDS Contract
Purpose of contract	General
Contract start date	02/06/2014
Contract end date	

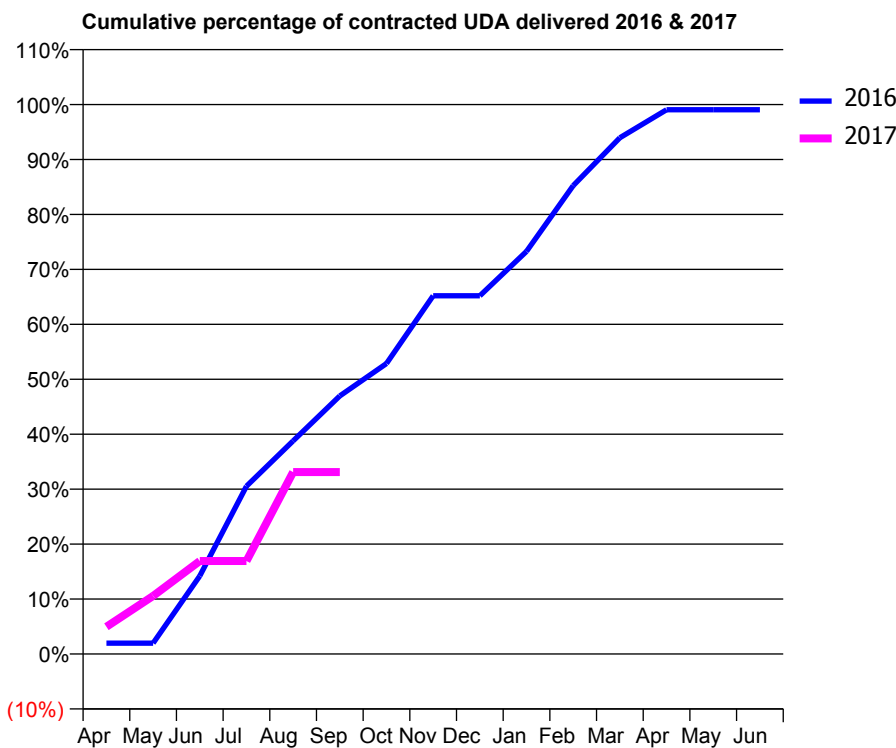
16/17 Contracted general activity (UDA)	2,944
Carry forward general activity (UDA)	28
16/17 Contracted orthodontic activity (UOA)	0
Carry forward orthodontic activity (UOA)	0
Baseline contract value	£52,063.07

### ACCESS\*

Patients seen in 24 months	Total	Change since previous quarter
Quarter ending September 2015	1,361	
Quarter ending December 2015	1,425	↑
Quarter ending March 2016	1,476	↑
Quarter ending June 2016	1,518	↑
Quarter ending September 2016	1,486	↓
<b>Variance since September 2015</b>	<b>9.2%</b>	<b>↑</b>



### ACTIVITY



Month	Adjusted Scheduled Activity (UDA)	
	2016	2017
April	58	146
May	58	311
June	418	498
July	899	498
August	1,142	975
September	1,383	975
October	1,556	
November	1,919	
December	1,919	
January	2,157	
February	2,509	
March	2,766	
April	2,916	
May	2,916	
June	2,916	

### QUALITY

	Quantity	Base Number	Contract	AT	Region	England
% of FP17s for the same patient ID Re-attending within 3 months - Children	41	892	4.6%	11.9%	11.8%	12.4%
% of FP17s for the same patient ID Re-attending within 3 months - Adults	4	40	10.0%	15.8%	16.6%	16.7%
% of FP17s for the same patient ID Re-attending between 3 & 9 months - Children	590	892	66.1%	57.1%	60.2%	57.4%
% of FP17s for the same patient ID Re-attending between 3 & 9 months - Adults	21	40	52.5%	48.6%	52.0%	50.5%
% of FP17s for Band 1 Urgent Courses	24	808	3.0%	9.6%	9.4%	9.1%
% of FP17s Relating to Free Repair or Replacements	0	808	0.0%	0.7%	0.7%	0.8%
% of FP17s Relating to Continuations	7	808	0.9%	0.9%	1.2%	1.3%
% of Patients satisfied with the dentistry they have received	0	0	N/A	93.3%	93.6%	93.2%
% of Patients satisfied with the time they had to wait for an appointment	0	0	N/A	89.2%	89.1%	89.0%

\* This is based on patients treated on this contract for their most recent course of treatment. Figures in italics indicate the base number of FP17s or Patient Questionnaire responses are less than 100. N/A is shown where the base number of responses is less than 10 during the period. % is calculated as Quantity/Base number\*100

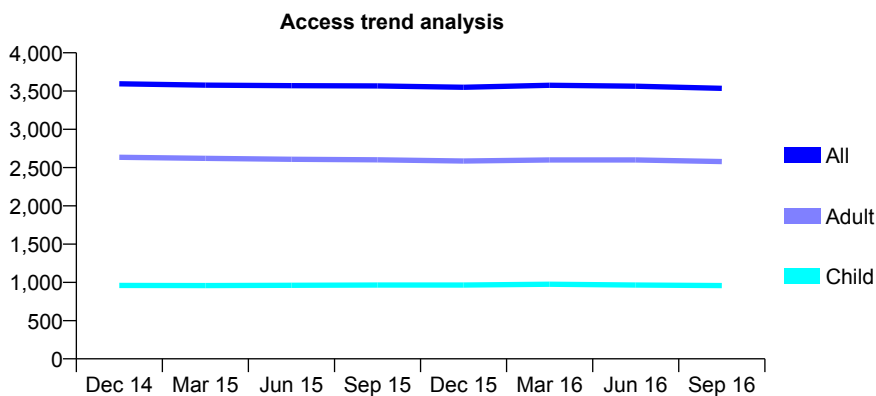
## Q69 - Vital Signs At a Glance Contract Report for 164704/0001 - September 2016

Name or company name	White Smiles Ltd
Contract type name	GDS Contract
Purpose of contract	General
Contract start date	15/03/2008
Contract end date	

16/17 Contracted general activity (UDA)	11,033
Carry forward general activity (UDA)	0
16/17 Contracted orthodontic activity (UOA)	0
Carry forward orthodontic activity (UOA)	0
Baseline contract value	£312,864.16

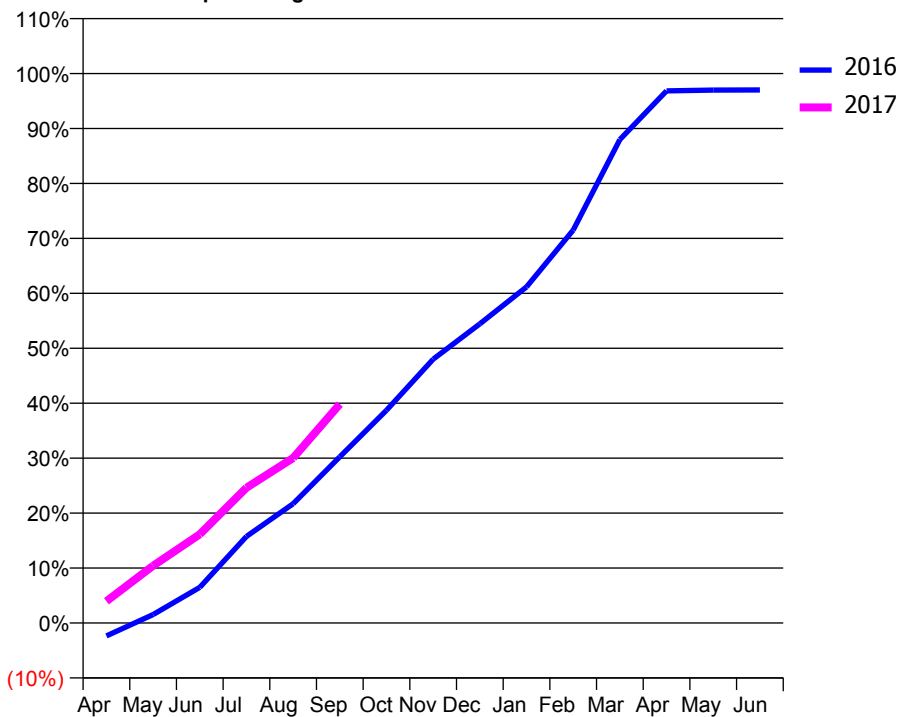
### ACCESS\*

Patients seen in 24 months	Total	Change since previous quarter
Quarter ending September 2015	3,567	
Quarter ending December 2015	3,549	→
Quarter ending March 2016	3,575	→
Quarter ending June 2016	3,563	→
Quarter ending September 2016	3,536	→
<b>Variance since September 2015</b>	<b>(0.9%)</b>	→



### ACTIVITY

Cumulative percentage of contracted UDA delivered 2016 & 2017



Month	Adjusted Scheduled Activity (UDA)	
	2016	2017
April	-261	437
May	170	1,151
June	716	1,782
July	1,739	2,717
August	2,394	3,312
September	3,339	4,394
October	4,271	
November	5,298	
December	6,006	
January	6,748	
February	7,890	
March	9,707	
April	10,683	
May	10,700	
June	10,703	

### QUALITY

	Quantity	Base Number	Contract	AT	Region	England
% of FP17s for the same patient ID Re-attending within 3 months - Children	113	774	14.6%	11.9%	11.8%	12.4%
% of FP17s for the same patient ID Re-attending within 3 months - Adults	216	1,664	13.0%	15.8%	16.6%	16.7%
% of FP17s for the same patient ID Re-attending between 3 & 9 months - Children	449	774	58.0%	57.1%	60.2%	57.4%
% of FP17s for the same patient ID Re-attending between 3 & 9 months - Adults	899	1,664	54.0%	48.6%	52.0%	50.5%
% of FP17s for Band 1 Urgent Courses	194	2,135	9.1%	9.6%	9.4%	9.1%
% of FP17s Relating to Free Repair or Replacements	9	2,135	0.4%	0.7%	0.7%	0.8%
% of FP17s Relating to Continuations	10	2,135	0.5%	0.9%	1.2%	1.3%
% of Patients satisfied with the dentistry they have received	4	4	N/A	93.3%	93.6%	93.2%
% of Patients satisfied with the time they had to wait for an appointment	4	4	N/A	89.2%	89.1%	89.0%

\* This is based on patients treated on this contract for their most recent course of treatment. Figures in italics indicate the base number of FP17s or Patient Questionnaire responses are less than 100. N/A is shown where the base number of responses is less than 10 during the period. % is calculated as Quantity/Base number\*100



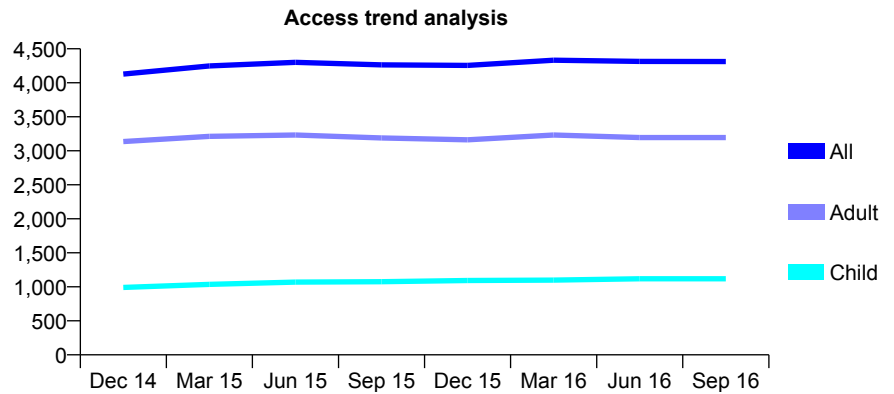
## Q69 - Vital Signs At a Glance Contract Report for 165328/0001 - September 2016

Name or company name	Scandic Dental Care
Contract type name	GDS Contract
Purpose of contract	General
Contract start date	01/11/2011
Contract end date	

16/17 Contracted general activity (UDA)	17,011
Carry forward general activity (UDA)	467
16/17 Contracted orthodontic activity (UOA)	0
Carry forward orthodontic activity (UOA)	0
Baseline contract value	£463,373.80

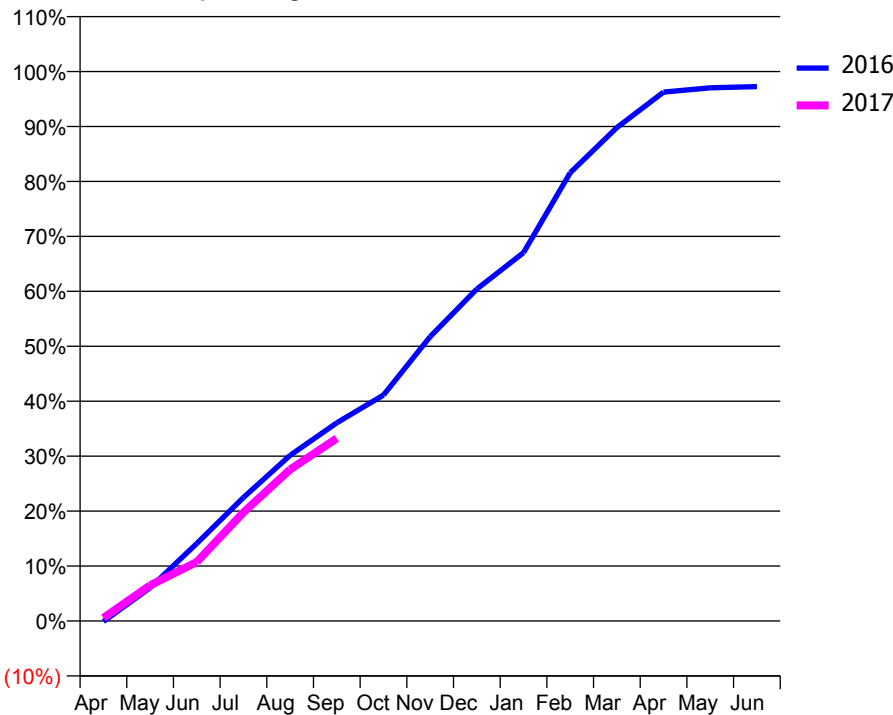
### ACCESS\*

Patients seen in 24 months	Total	Change since previous quarter
Quarter ending September 2015	4,264	
Quarter ending December 2015	4,255	→
Quarter ending March 2016	4,332	→
Quarter ending June 2016	4,315	→
Quarter ending September 2016	4,313	→
<b>Variance since September 2015</b>	<b>1.1%</b>	<b>→</b>



### ACTIVITY

Cumulative percentage of contracted UDA delivered 2016 & 2017



Month	Adjusted Scheduled Activity (UDA)	
	2016	2017
April	-17	96
May	1,030	1,103
June	2,401	1,828
July	3,823	3,363
August	5,128	4,693
September	6,135	5,653
October	6,997	
November	8,801	
December	10,278	
January	11,406	
February	13,875	
March	15,277	
April	16,375	
May	16,505	
June	16,544	

### QUALITY

	Quantity	Base Number	Contract	AT	Region	England
% of FP17s for the same patient ID Re-attending within 3 months - Children	43	733	5.9%	11.9%	11.8%	12.4%
% of FP17s for the same patient ID Re-attending within 3 months - Adults	289	1,911	15.1%	15.8%	16.6%	16.7%
% of FP17s for the same patient ID Re-attending between 3 & 9 months - Children	353	733	48.2%	57.1%	60.2%	57.4%
% of FP17s for the same patient ID Re-attending between 3 & 9 months - Adults	917	1,911	48.0%	48.6%	52.0%	50.5%
% of FP17s for Band 1 Urgent Courses	198	2,317	8.5%	9.6%	9.4%	9.1%
% of FP17s Relating to Free Repair or Replacements	14	2,317	0.6%	0.7%	0.7%	0.8%
% of FP17s Relating to Continuations	1	2,317	0.0%	0.9%	1.2%	1.3%
% of Patients satisfied with the dentistry they have received	6	6	N/A	93.3%	93.6%	93.2%
% of Patients satisfied with the time they had to wait for an appointment	6	6	N/A	89.2%	89.1%	89.0%

\* This is based on patients treated on this contract for their most recent course of treatment. Figures in italics indicate the base number of FP17s or Patient Questionnaire responses are less than 100. N/A is shown where the base number of responses is less than 10 during the period. % is calculated as Quantity/Base number\*100

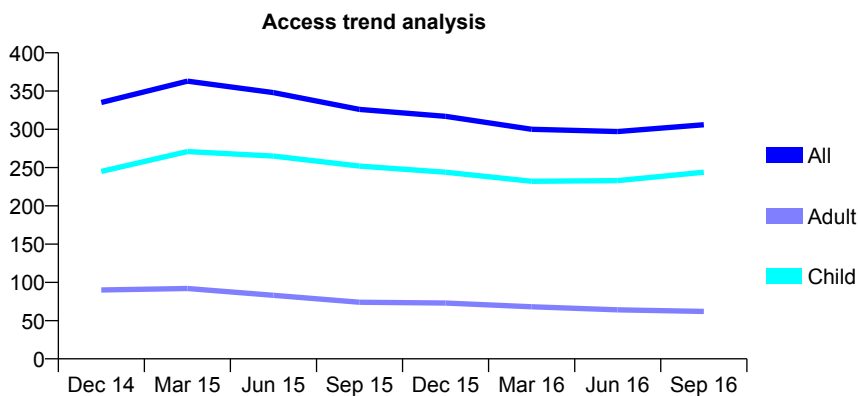
## Q69 - Vital Signs At a Glance Contract Report for 166065/0001 - September 2016

Name or company name	The Elms Dental Practice
Contract type name	GDS Contract
Purpose of contract	General
Contract start date	01/04/2011
Contract end date	

16/17 Contracted general activity (UDA)	840
Carry forward general activity (UDA)	0
16/17 Contracted orthodontic activity (UOA)	0
Carry forward orthodontic activity (UOA)	0
Baseline contract value	£19,567.38

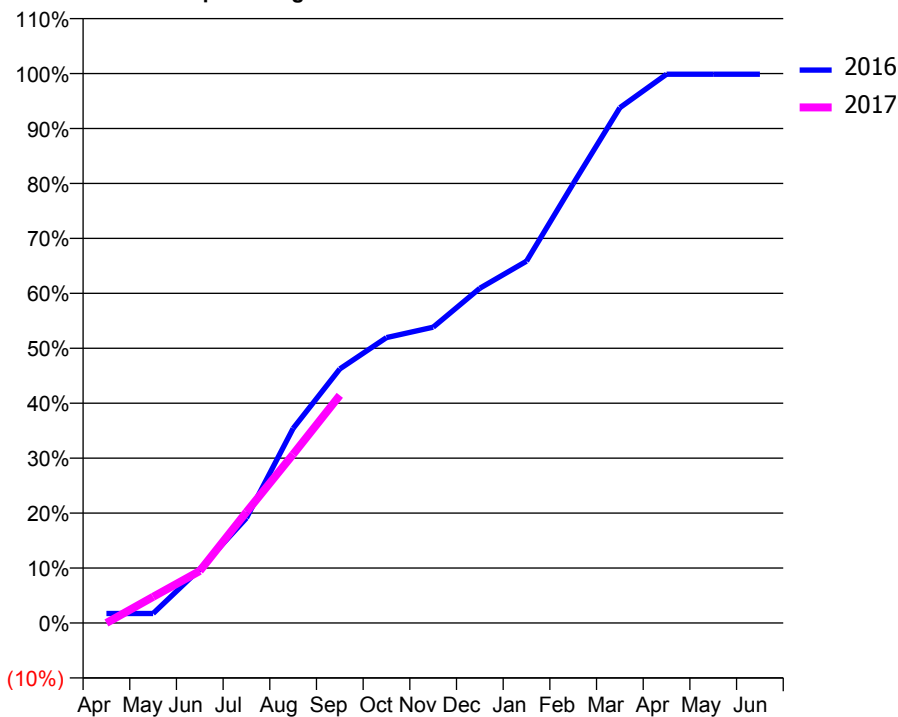
### ACCESS\*

Patients seen in 24 months	Total	Change since previous quarter
Quarter ending September 2015	326	
Quarter ending December 2015	317	↓
Quarter ending March 2016	300	↓
Quarter ending June 2016	297	↓
Quarter ending September 2016	306	↑
<b>Variance since September 2015</b>	<b>(6.1%)</b>	<b>↓</b>



### ACTIVITY

Cumulative percentage of contracted UDA delivered 2016 & 2017



Month	Adjusted Scheduled Activity (UDA)	
	2016	2017
April	15	0
May	15	40
June	84	80
July	164	170
August	305	258
September	398	348
October	447	
November	463	
December	524	
January	566	
February	688	
March	807	
April	859	
May	859	
June	859	

### QUALITY

	Quantity	Base Number	Contract	AT	Region	England
% of FP17s for the same patient ID Re-attending within 3 months - Children	21	221	9.5%	11.9%	11.8%	12.4%
% of FP17s for the same patient ID Re-attending within 3 months - Adults	0	29	0.0%	15.8%	16.6%	16.7%
% of FP17s for the same patient ID Re-attending between 3 & 9 months - Children	150	221	67.9%	57.1%	60.2%	57.4%
% of FP17s for the same patient ID Re-attending between 3 & 9 months - Adults	21	29	72.4%	48.6%	52.0%	50.5%
% of FP17s for Band 1 Urgent Courses	10	212	4.7%	9.6%	9.4%	9.1%
% of FP17s Relating to Free Repair or Replacements	0	212	0.0%	0.7%	0.7%	0.8%
% of FP17s Relating to Continuations	1	212	0.5%	0.9%	1.2%	1.3%
% of Patients satisfied with the dentistry they have received	0	0	N/A	93.3%	93.6%	93.2%
% of Patients satisfied with the time they had to wait for an appointment	0	0	N/A	89.2%	89.1%	89.0%

\* This is based on patients treated on this contract for their most recent course of treatment. Figures in italics indicate the base number of FP17s or Patient Questionnaire responses are less than 100. N/A is shown where the base number of responses is less than 10 during the period. % is calculated as Quantity/Base number\*100

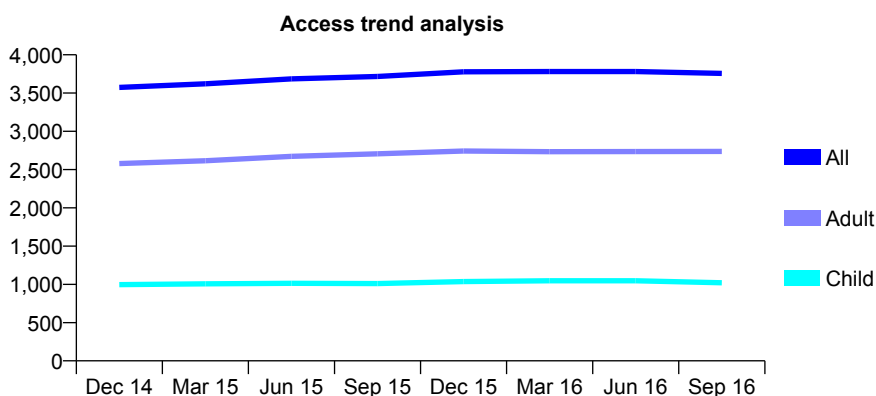
## Q69 - Vital Signs At a Glance Contract Report for 166162/0001 - September 2016

Name or company name	Cressex Dental Practice
Contract type name	GDS Contract
Purpose of contract	General
Contract start date	02/08/2013
Contract end date	

16/17 Contracted general activity (UDA)	11,710
Carry forward general activity (UDA)	266
16/17 Contracted orthodontic activity (UOA)	0
Carry forward orthodontic activity (UOA)	0
Baseline contract value	£351,958.73

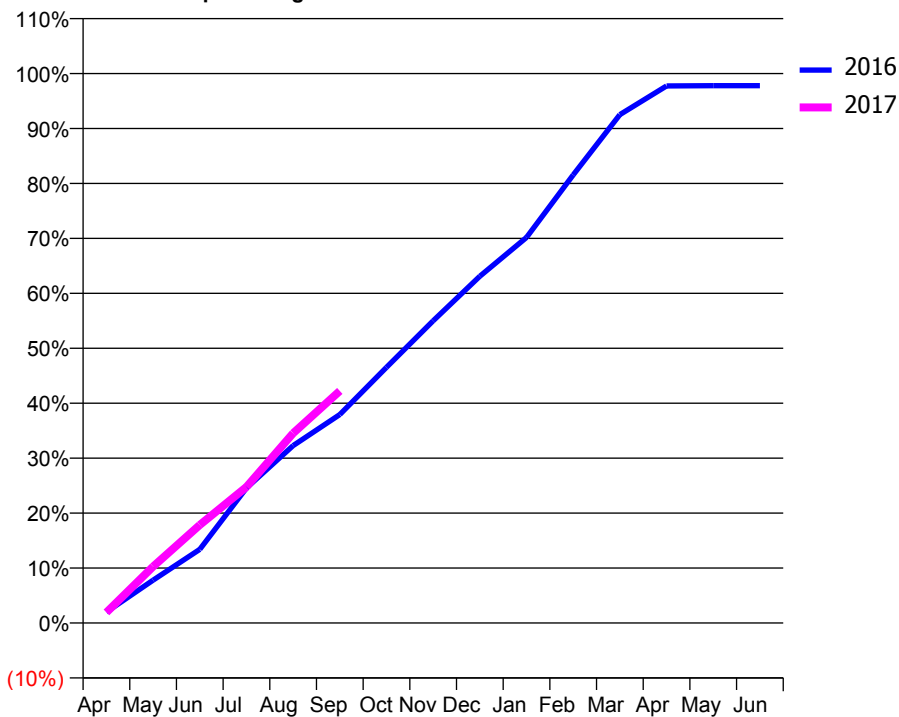
### ACCESS\*

Patients seen in 24 months	Total	Change since previous quarter
Quarter ending September 2015	3,716	
Quarter ending December 2015	3,778	→
Quarter ending March 2016	3,781	→
Quarter ending June 2016	3,782	→
Quarter ending September 2016	3,757	→
<b>Variance since September 2015</b>	<b>1.1%</b>	<b>→</b>



### ACTIVITY

Cumulative percentage of contracted UDA delivered 2016 & 2017



Month	Adjusted Scheduled Activity (UDA)	
	2016	2017
April	239	226
May	936	1,203
June	1,608	2,091
July	2,945	2,900
August	3,870	4,046
September	4,547	4,945
October	5,576	
November	6,591	
December	7,564	
January	8,410	
February	9,773	
March	11,088	
April	11,715	
May	11,719	
June	11,719	

### QUALITY

	Quantity	Base Number	Contract	AT	Region	England
% of FP17s for the same patient ID Re-attending within 3 months - Children	58	888	6.5%	11.9%	11.8%	12.4%
% of FP17s for the same patient ID Re-attending within 3 months - Adults	301	2,106	14.3%	15.8%	16.6%	16.7%
% of FP17s for the same patient ID Re-attending between 3 & 9 months - Children	598	888	67.3%	57.1%	60.2%	57.4%
% of FP17s for the same patient ID Re-attending between 3 & 9 months - Adults	1,229	2,106	58.4%	48.6%	52.0%	50.5%
% of FP17s for Band 1 Urgent Courses	190	2,742	6.9%	9.6%	9.4%	9.1%
% of FP17s Relating to Free Repair or Replacements	24	2,742	0.9%	0.7%	0.7%	0.8%
% of FP17s Relating to Continuations	62	2,742	2.3%	0.9%	1.2%	1.3%
% of Patients satisfied with the dentistry they have received	10	12	83.3%	93.3%	93.6%	93.2%
% of Patients satisfied with the time they had to wait for an appointment	11	12	91.7%	89.2%	89.1%	89.0%

\* This is based on patients treated on this contract for their most recent course of treatment. Figures in italics indicate the base number of FP17s or Patient Questionnaire responses are less than 100. N/A is shown where the base number of responses is less than 10 during the period. % is calculated as Quantity/Base number\*100

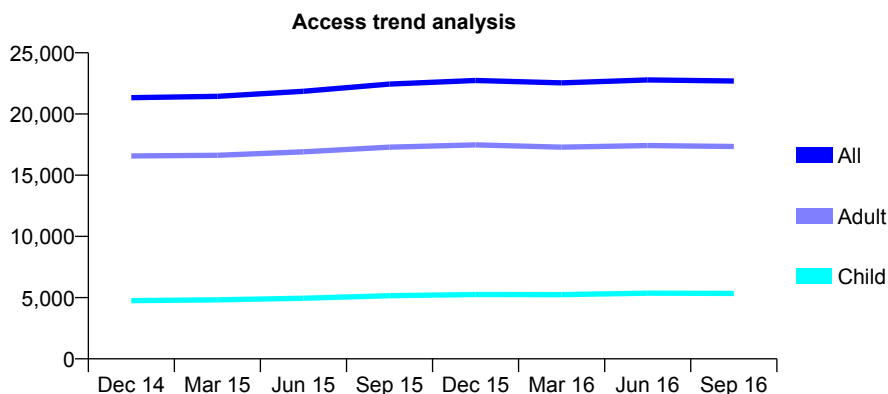
## Q69 - Vital Signs At a Glance Contract Report for 166413/0001 - September 2016

Name or company name	ALAN LEWIS & ASSOCIATES LTD
Contract type name	GDS Contract
Purpose of contract	General
Contract start date	27/11/2009
Contract end date	

16/17 Contracted general activity (UDA)	59,263
Carry forward general activity (UDA)	1,239
16/17 Contracted orthodontic activity (UOA)	0
Carry forward orthodontic activity (UOA)	0
Baseline contract value	£1,586,267.02

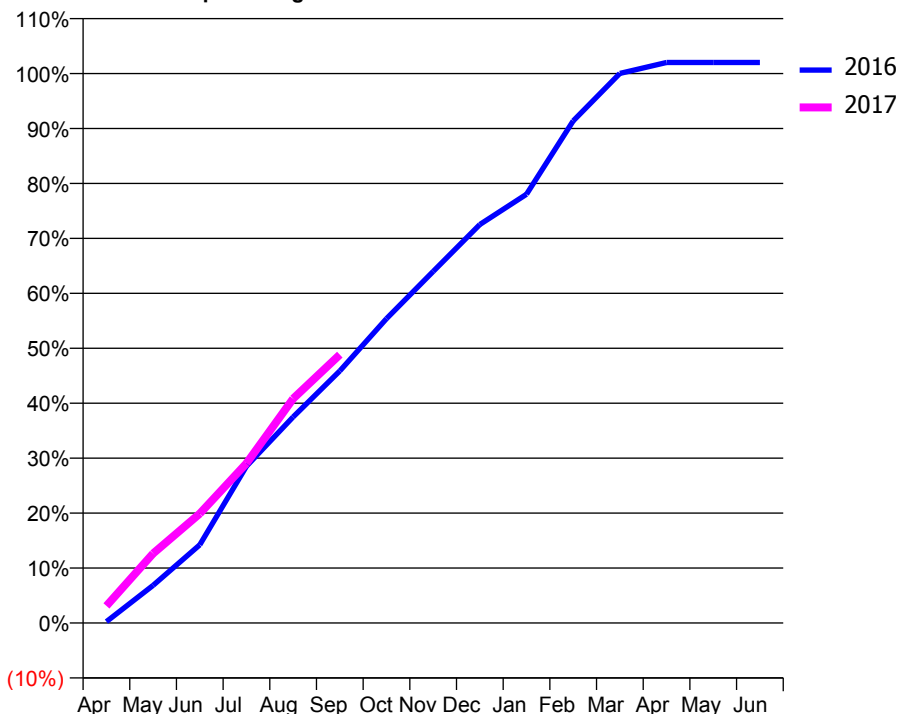
### ACCESS\*

Patients seen in 24 months	Total	Change since previous quarter
Quarter ending September 2015	22,448	
Quarter ending December 2015	22,740	→
Quarter ending March 2016	22,544	→
Quarter ending June 2016	22,784	→
Quarter ending September 2016	22,694	→
<b>Variance since September 2015</b>	<b>1.1%</b>	<b>→</b>



### ACTIVITY

Cumulative percentage of contracted UDA delivered 2016 & 2017



Adjusted Scheduled Activity (UDA)

Month	2016	2017
April	155	1,843
May	4,250	7,505
June	8,830	11,796
July	17,703	17,224
August	23,269	24,197
September	28,472	28,947
October	34,365	
November	39,696	
December	45,000	
January	48,421	
February	56,706	
March	62,062	
April	63,293	
May	63,290	
June	63,288	

### QUALITY

	Quantity	Base Number	Contract	AT	Region	England
% of FP17s for the same patient ID Re-attending within 3 months - Children	212	3,474	6.1%	11.9%	11.8%	12.4%
% of FP17s for the same patient ID Re-attending within 3 months - Adults	1,036	9,657	10.7%	15.8%	16.6%	16.7%
% of FP17s for the same patient ID Re-attending between 3 & 9 months - Children	1,862	3,474	53.6%	57.1%	60.2%	57.4%
% of FP17s for the same patient ID Re-attending between 3 & 9 months - Adults	4,635	9,657	48.0%	48.6%	52.0%	50.5%
% of FP17s for Band 1 Urgent Courses	954	12,531	7.6%	9.6%	9.4%	9.1%
% of FP17s Relating to Free Repair or Replacements	114	12,531	0.9%	0.7%	0.7%	0.8%
% of FP17s Relating to Continuations	45	12,531	0.4%	0.9%	1.2%	1.3%
% of Patients satisfied with the dentistry they have received	30	32	93.8%	93.3%	93.6%	93.2%
% of Patients satisfied with the time they had to wait for an appointment	27	32	84.4%	89.2%	89.1%	89.0%

\* This is based on patients treated on this contract for their most recent course of treatment. Figures in italics indicate the base number of FP17s or Patient Questionnaire responses are less than 100. N/A is shown where the base number of responses is less than 10 during the period. % is calculated as Quantity/Base number\*100

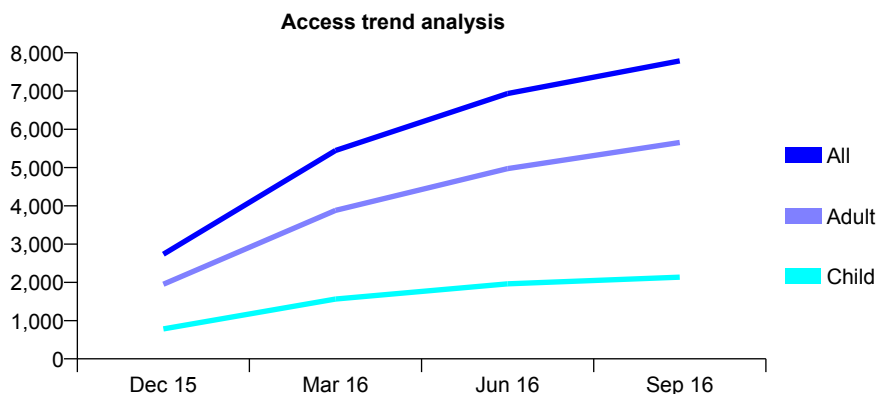
## Q69 - Vital Signs At a Glance Contract Report for 166847/0001 - September 2016

Name or company name	Ratti GDS Contract Partnership
Contract type name	GDS Contract
Purpose of contract	General
Contract start date	01/10/2015
Contract end date	

16/17 Contracted general activity (UDA)	25,867
Carry forward general activity (UDA)	0
16/17 Contracted orthodontic activity (UOA)	0
Carry forward orthodontic activity (UOA)	0
Baseline contract value	£612,201.31

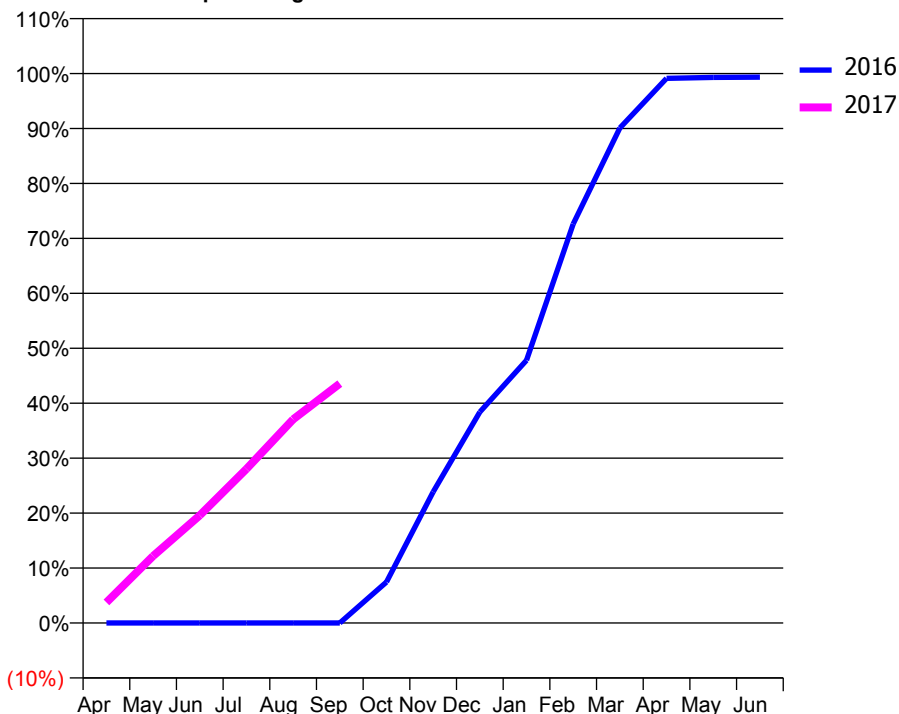
### ACCESS\*

Patients seen in 24 months	Total	Change since previous quarter
Quarter ending September 2015	0	
Quarter ending December 2015	2,733	↑
Quarter ending March 2016	5,447	↑
Quarter ending June 2016	6,935	↑
Quarter ending September 2016	7,790	↑
<b>Variance since September 2015</b>	N/A	



### ACTIVITY

Cumulative percentage of contracted UDA delivered 2016 & 2017



Month	Adjusted Scheduled Activity (UDA)	
	2016	2017
April	0	970
May	0	3,156
June	0	5,066
July	0	7,251
August	0	9,590
September	0	11,271
October	1,010	
November	3,233	
December	5,201	
January	6,474	
February	9,832	
March	12,198	
April	13,422	
May	13,446	
June	13,451	

### QUALITY

	Quantity	Base Number	Contract	AT	Region	England
% of FP17s for the same patient ID Re-attending within 3 months - Children	183	1,902	9.6%	11.9%	11.8%	12.4%
% of FP17s for the same patient ID Re-attending within 3 months - Adults	757	4,798	15.8%	15.8%	16.6%	16.7%
% of FP17s for the same patient ID Re-attending between 3 & 9 months - Children	896	1,902	47.1%	57.1%	60.2%	57.4%
% of FP17s for the same patient ID Re-attending between 3 & 9 months - Adults	1,986	4,798	41.4%	48.6%	52.0%	50.5%
% of FP17s for Band 1 Urgent Courses	362	6,143	5.9%	9.6%	9.4%	9.1%
% of FP17s Relating to Free Repair or Replacements	75	6,143	1.2%	0.7%	0.7%	0.8%
% of FP17s Relating to Continuations	108	6,143	1.8%	0.9%	1.2%	1.3%
% of Patients satisfied with the dentistry they have received	7	8	N/A	93.3%	93.6%	93.2%
% of Patients satisfied with the time they had to wait for an appointment	7	8	N/A	89.2%	89.1%	89.0%

\* This is based on patients treated on this contract for their most recent course of treatment. Figures in italics indicate the base number of FP17s or Patient Questionnaire responses are less than 100. N/A is shown where the base number of responses is less than 10 during the period. % is calculated as Quantity/Base number\*100

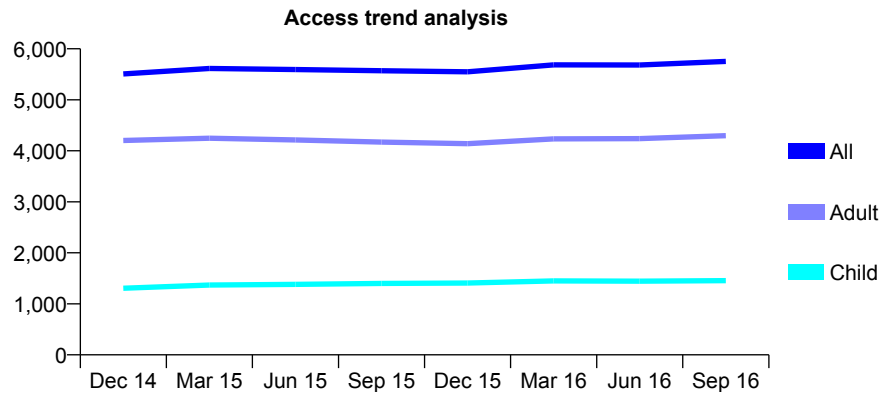
## Q69 - Vital Signs At a Glance Contract Report for 167061/0002 - September 2016

Name or company name	Dentalcare Limited
Contract type name	PDS Plus Contract
Purpose of contract	General
Contract start date	13/12/2010
Contract end date	12/12/2017

16/17 Contracted general activity (UDA)	14,000
Carry forward general activity (UDA)	465
16/17 Contracted orthodontic activity (UOA)	0
Carry forward orthodontic activity (UOA)	0
Baseline contract value	£200,915.69

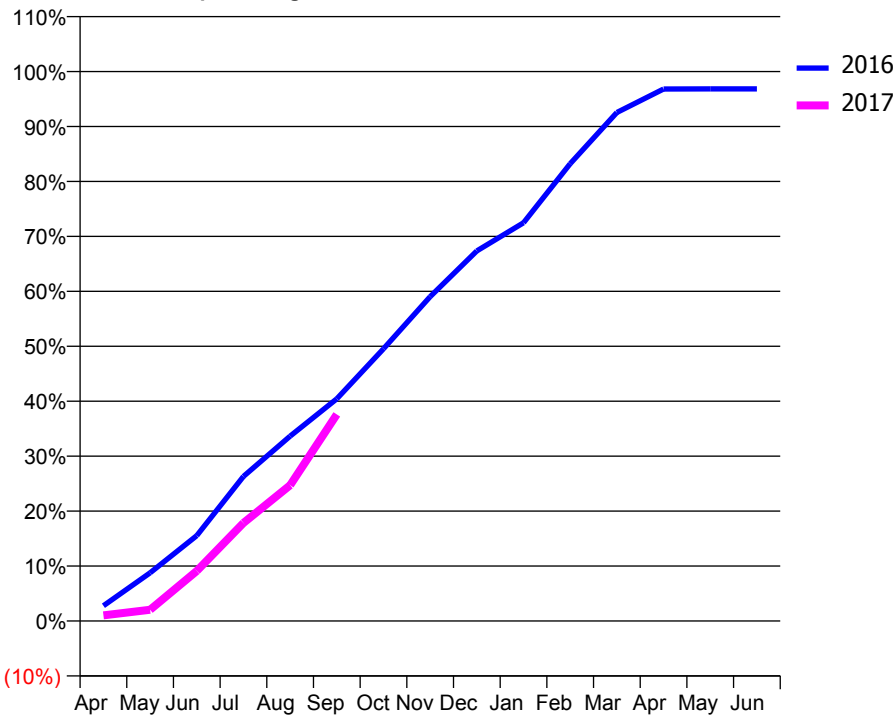
### ACCESS\*

Patients seen in 24 months	Total	Change since previous quarter
Quarter ending September 2015	5,571	
Quarter ending December 2015	5,549	→
Quarter ending March 2016	5,684	↑
Quarter ending June 2016	5,682	→
Quarter ending September 2016	5,752	→
<b>Variance since September 2015</b>	<b>3.2%</b>	<b>↑</b>



### ACTIVITY

Cumulative percentage of contracted UDA delivered 2016 & 2017



Month	Adjusted Scheduled Activity (UDA)	
	2016	2017
April	409	145
May	1,286	288
June	2,280	1,276
July	3,857	2,499
August	4,931	3,459
September	5,928	5,263
October	7,261	
November	8,653	
December	9,872	
January	10,623	
February	12,199	
March	13,566	
April	14,192	
May	14,193	
June	14,193	

### QUALITY

	Quantity	Base Number	Contract	AT	Region	England
% of FP17s for the same patient ID Re-attending within 3 months - Children	61	976	6.3%	11.9%	11.8%	12.4%
% of FP17s for the same patient ID Re-attending within 3 months - Adults	333	2,654	12.5%	15.8%	16.6%	16.7%
% of FP17s for the same patient ID Re-attending between 3 & 9 months - Children	542	976	55.5%	57.1%	60.2%	57.4%
% of FP17s for the same patient ID Re-attending between 3 & 9 months - Adults	1,370	2,654	51.6%	48.6%	52.0%	50.5%
% of FP17s for Band 1 Urgent Courses	323	3,321	9.7%	9.6%	9.4%	9.1%
% of FP17s Relating to Free Repair or Replacements	29	3,321	0.9%	0.7%	0.7%	0.8%
% of FP17s Relating to Continuations	14	3,321	0.4%	0.9%	1.2%	1.3%
% of Patients satisfied with the dentistry they have received	12	12	100.0%	93.3%	93.6%	93.2%
% of Patients satisfied with the time they had to wait for an appointment	11	12	91.7%	89.2%	89.1%	89.0%

\* This is based on patients treated on this contract for their most recent course of treatment. Figures in italics indicate the base number of FP17s or Patient Questionnaire responses are less than 100. N/A is shown where the base number of responses is less than 10 during the period. % is calculated as Quantity/Base number\*100

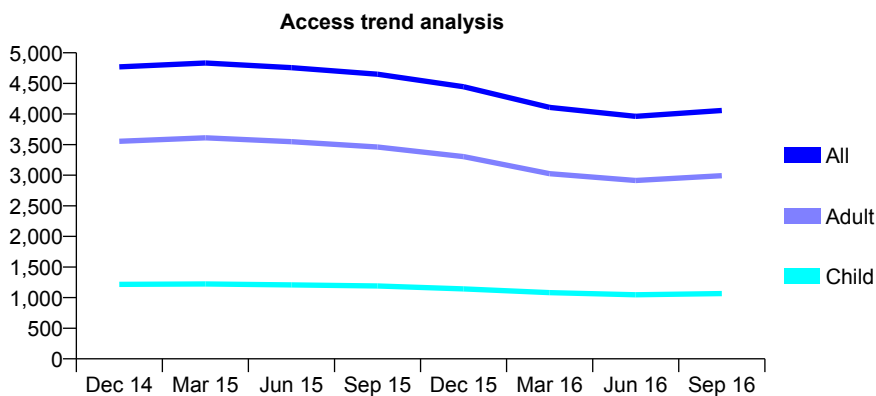
## Q69 - Vital Signs At a Glance Contract Report for 167320/0001 - September 2016

Name or company name	MANOR DENTAL CARE
Contract type name	GDS Contract
Purpose of contract	General
Contract start date	01/06/2011
Contract end date	

16/17 Contracted general activity (UDA)	15,661
Carry forward general activity (UDA)	0
16/17 Contracted orthodontic activity (UOA)	0
Carry forward orthodontic activity (UOA)	0
Baseline contract value	£442,470.60

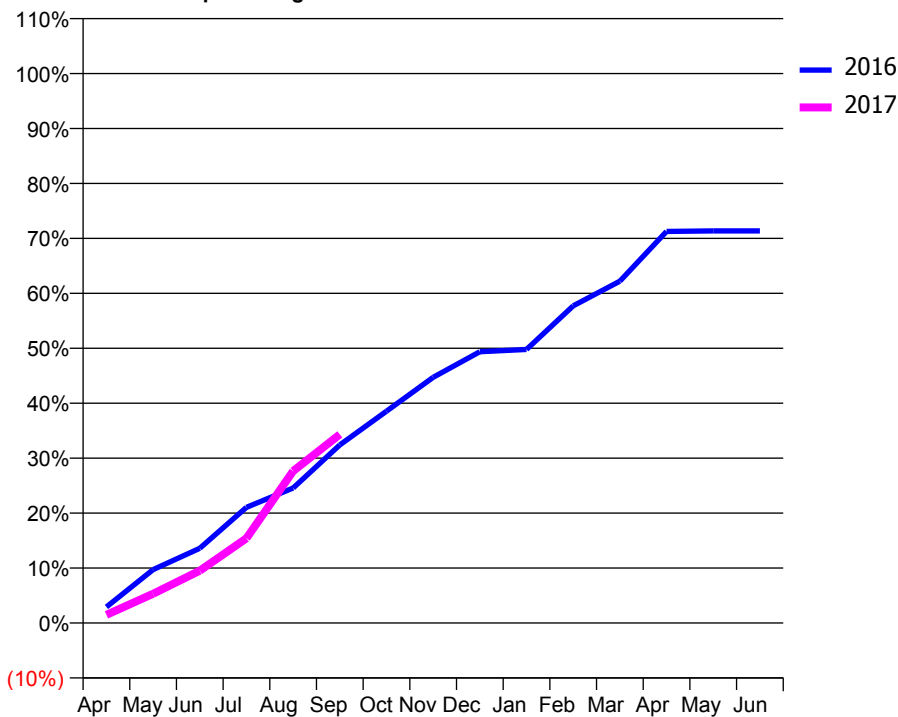
### ACCESS\*

Patients seen in 24 months	Total	Change since previous quarter
Quarter ending September 2015	4,650	
Quarter ending December 2015	4,446	↓
Quarter ending March 2016	4,107	↓
Quarter ending June 2016	3,962	↓
Quarter ending September 2016	4,058	↑
<b>Variance since September 2015</b>	<b>(12.7%)</b>	<b>↓</b>



### ACTIVITY

Cumulative percentage of contracted UDA delivered 2016 & 2017



Adjusted Scheduled Activity (UDA)

Month	2016	2017
April	456	233
May	1,521	834
June	2,129	1,493
July	3,296	2,415
August	3,850	4,329
September	5,074	5,376
October	6,036	
November	7,004	
December	7,733	
January	7,796	
February	9,040	
March	9,743	
April	11,159	
May	11,177	
June	11,177	

### QUALITY

	Quantity	Base Number	Contract	AT	Region	England
% of FP17s for the same patient ID Re-attending within 3 months - Children	85	810	10.5%	11.9%	11.8%	12.4%
% of FP17s for the same patient ID Re-attending within 3 months - Adults	217	1,706	12.7%	15.8%	16.6%	16.7%
% of FP17s for the same patient ID Re-attending between 3 & 9 months - Children	390	810	48.1%	57.1%	60.2%	57.4%
% of FP17s for the same patient ID Re-attending between 3 & 9 months - Adults	671	1,706	39.3%	48.6%	52.0%	50.5%
% of FP17s for Band 1 Urgent Courses	143	1,915	7.5%	9.6%	9.4%	9.1%
% of FP17s Relating to Free Repair or Replacements	2	1,915	0.1%	0.7%	0.7%	0.8%
% of FP17s Relating to Continuations	11	1,915	0.6%	0.9%	1.2%	1.3%
% of Patients satisfied with the dentistry they have received	1	1	N/A	93.3%	93.6%	93.2%
% of Patients satisfied with the time they had to wait for an appointment	0	1	N/A	89.2%	89.1%	89.0%

\* This is based on patients treated on this contract for their most recent course of treatment. Figures in italics indicate the base number of FP17s or Patient Questionnaire responses are less than 100. N/A is shown where the base number of responses is less than 10 during the period. % is calculated as Quantity/Base number\*100



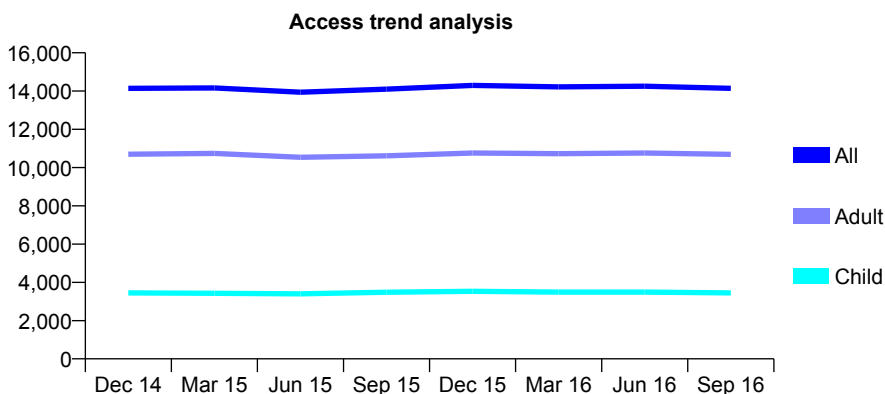
## Q69 - Vital Signs At a Glance Contract Report for 167746/0001 - September 2016

Name or company name	Chipping Norton Dental Practice Limited
Contract type name	GDS Contract
Purpose of contract	General
Contract start date	01/09/2007
Contract end date	

16/17 Contracted general activity (UDA)	35,904
Carry forward general activity (UDA)	0
16/17 Contracted orthodontic activity (UOA)	0
Carry forward orthodontic activity (UOA)	0
Baseline contract value	£853,550.43

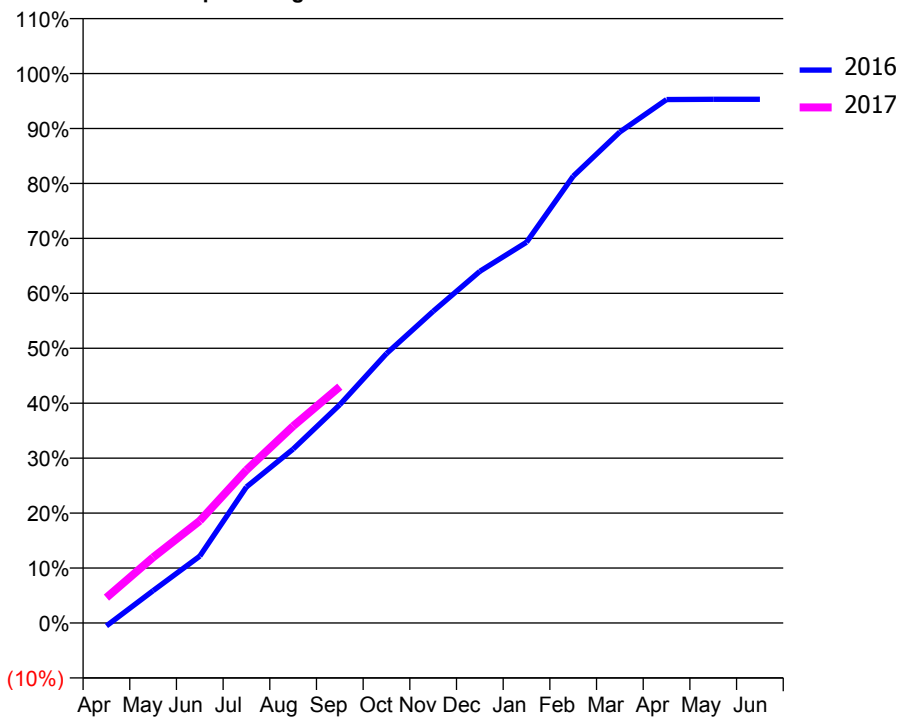
### ACCESS\*

Patients seen in 24 months	Total	Change since previous quarter
Quarter ending September 2015	14,097	
Quarter ending December 2015	14,295	→
Quarter ending March 2016	14,221	→
Quarter ending June 2016	14,252	→
Quarter ending September 2016	14,141	→
<b>Variance since September 2015</b>	<b>0.3%</b>	<b>→</b>



### ACTIVITY

Cumulative percentage of contracted UDA delivered 2016 & 2017



Month	Adjusted Scheduled Activity (UDA)	
	2016	2017
April	-195	1,656
May	2,109	4,292
June	4,368	6,681
July	8,888	9,999
August	11,370	12,862
September	14,267	15,447
October	17,607	
November	20,364	
December	22,979	
January	24,878	
February	29,195	
March	32,082	
April	34,199	
May	34,224	
June	34,223	

### QUALITY

	Quantity	Base Number	Contract	AT	Region	England
% of FP17s for the same patient ID Re-attending within 3 months - Children	142	2,436	5.8%	11.9%	11.8%	12.4%
% of FP17s for the same patient ID Re-attending within 3 months - Adults	944	6,936	13.6%	15.8%	16.6%	16.7%
% of FP17s for the same patient ID Re-attending between 3 & 9 months - Children	1,388	2,436	57.0%	57.1%	60.2%	57.4%
% of FP17s for the same patient ID Re-attending between 3 & 9 months - Adults	3,532	6,936	50.9%	48.6%	52.0%	50.5%
% of FP17s for Band 1 Urgent Courses	662	8,290	8.0%	9.6%	9.4%	9.1%
% of FP17s Relating to Free Repair or Replacements	33	8,290	0.4%	0.7%	0.7%	0.8%
% of FP17s Relating to Continuations	55	8,290	0.7%	0.9%	1.2%	1.3%
% of Patients satisfied with the dentistry they have received	9	10	90.0%	93.3%	93.6%	93.2%
% of Patients satisfied with the time they had to wait for an appointment	8	10	80.0%	89.2%	89.1%	89.0%

\* This is based on patients treated on this contract for their most recent course of treatment. Figures in italics indicate the base number of FP17s or Patient Questionnaire responses are less than 100. N/A is shown where the base number of responses is less than 10 during the period. % is calculated as Quantity/Base number\*100

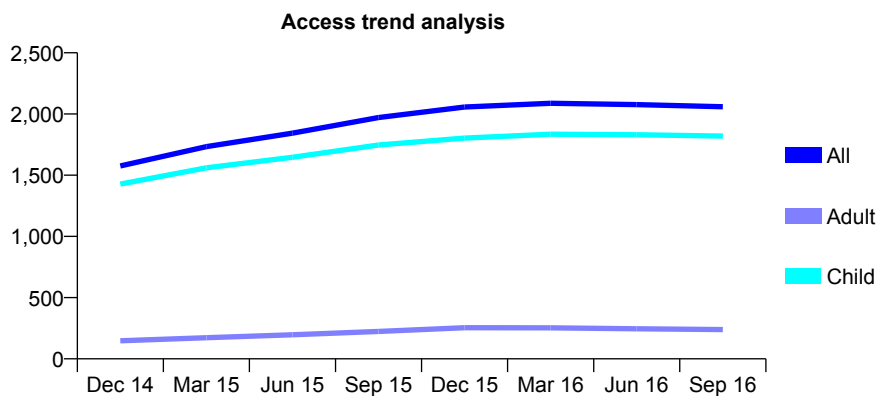
## Q69 - Vital Signs At a Glance Contract Report for 169153/0001 - September 2016

Name or company name	Prospect Street Dental Practice
Contract type name	GDS Contract
Purpose of contract	General
Contract start date	27/11/2013
Contract end date	

16/17 Contracted general activity (UDA)	3,522
Carry forward general activity (UDA)	0
16/17 Contracted orthodontic activity (UOA)	0
Carry forward orthodontic activity (UOA)	0
Baseline contract value	£79,416.40

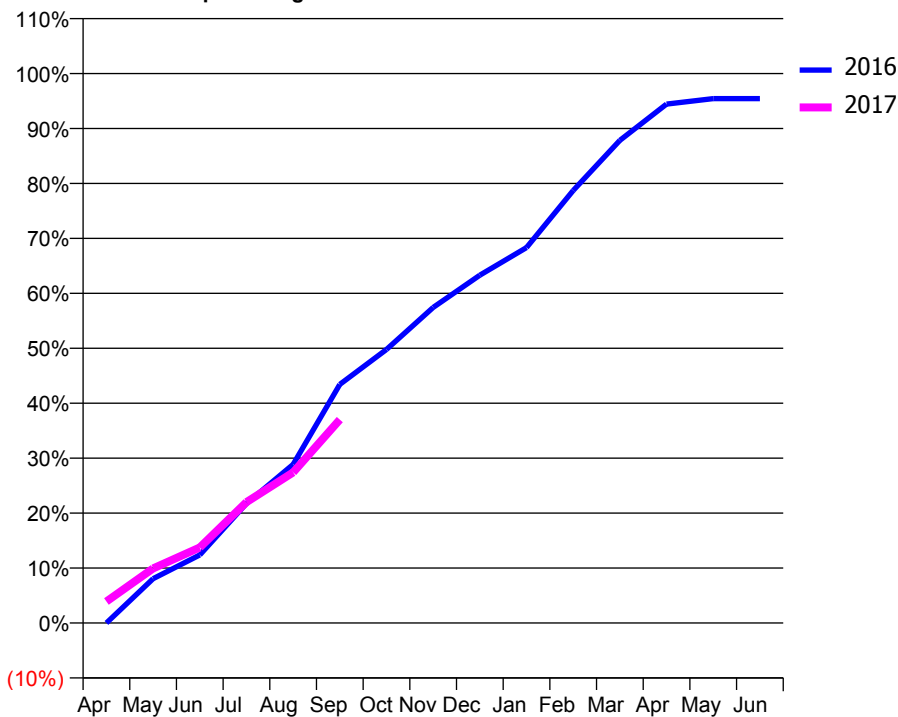
### ACCESS\*

Patients seen in 24 months	Total	Change since previous quarter
Quarter ending September 2015	1,971	
Quarter ending December 2015	2,057	↑
Quarter ending March 2016	2,088	→
Quarter ending June 2016	2,077	→
Quarter ending September 2016	2,059	→
<b>Variance since September 2015</b>	<b>4.5%</b>	<b>↑</b>



### ACTIVITY

Cumulative percentage of contracted UDA delivered 2016 & 2017



Month	Adjusted Scheduled Activity (UDA)	
	2016	2017
April	0	138
May	298	350
June	457	484
July	802	775
August	1,065	966
September	1,603	1,304
October	1,837	
November	2,119	
December	2,336	
January	2,521	
February	2,904	
March	3,241	
April	3,485	
May	3,522	
June	3,522	

### QUALITY

	Quantity	Base Number	Contract	AT	Region	England
% of FP17s for the same patient ID Re-attending within 3 months - Children	55	1,133	4.9%	11.9%	11.8%	12.4%
% of FP17s for the same patient ID Re-attending within 3 months - Adults	6	51	<i>11.8%</i>	15.8%	16.6%	16.7%
% of FP17s for the same patient ID Re-attending between 3 & 9 months - Children	603	1,133	53.2%	57.1%	60.2%	57.4%
% of FP17s for the same patient ID Re-attending between 3 & 9 months - Adults	30	51	<i>58.8%</i>	48.6%	52.0%	50.5%
% of FP17s for Band 1 Urgent Courses	15	974	1.5%	9.6%	9.4%	9.1%
% of FP17s Relating to Free Repair or Replacements	0	974	0.0%	0.7%	0.7%	0.8%
% of FP17s Relating to Continuations	0	974	0.0%	0.9%	1.2%	1.3%
% of Patients satisfied with the dentistry they have received	3	3	<i>N/A</i>	93.3%	93.6%	93.2%
% of Patients satisfied with the time they had to wait for an appointment	3	3	<i>N/A</i>	89.2%	89.1%	89.0%

\* This is based on patients treated on this contract for their most recent course of treatment. Figures in italics indicate the base number of FP17s or Patient Questionnaire responses are less than 100. N/A is shown where the base number of responses is less than 10 during the period. % is calculated as Quantity/Base number\*100

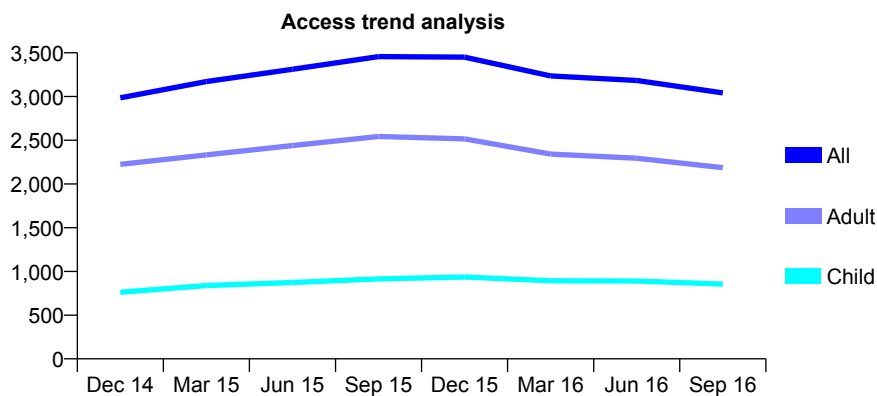
## Q69 - Vital Signs At a Glance Contract Report for 169641/0001 - September 2016

Name or company name	Market Square Dental Practice
Contract type name	GDS Contract
Purpose of contract	General
Contract start date	01/06/2009
Contract end date	

16/17 Contracted general activity (UDA)	8,424
Carry forward general activity (UDA)	-2
16/17 Contracted orthodontic activity (UOA)	0
Carry forward orthodontic activity (UOA)	0
Baseline contract value	£199,135.34

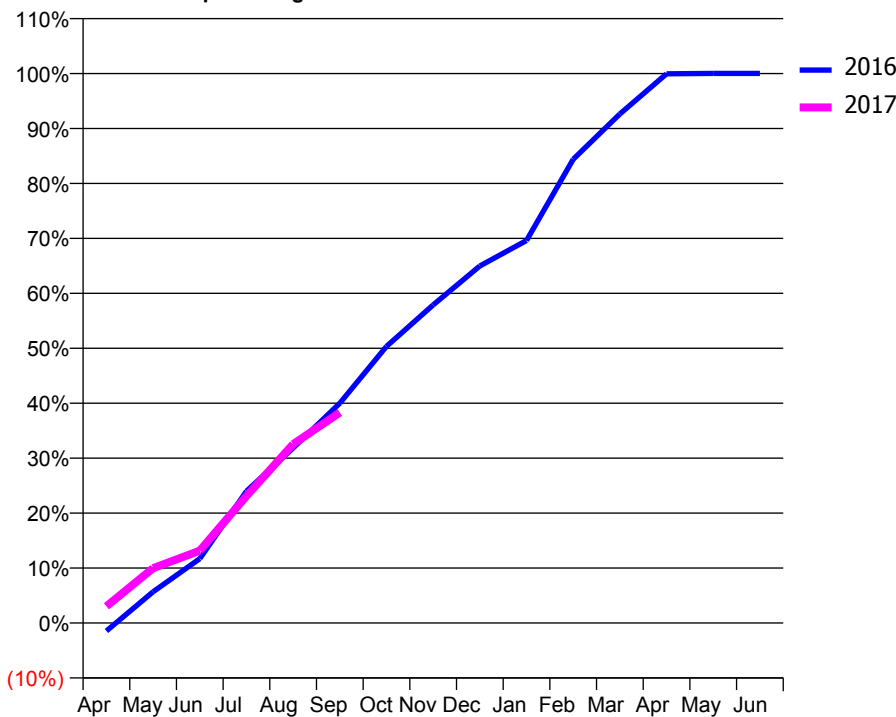
### ACCESS\*

Patients seen in 24 months	Total	Change since previous quarter
Quarter ending September 2015	3,457	
Quarter ending December 2015	3,451	→
Quarter ending March 2016	3,235	↓
Quarter ending June 2016	3,184	↓
Quarter ending September 2016	3,041	↓
<b>Variance since September 2015</b>	<b>(12.0%)</b>	<b>↓</b>



### ACTIVITY

Cumulative percentage of contracted UDA delivered 2016 & 2017



Month	Adjusted Scheduled Activity (UDA)	
	2016	2017
April	-124	256
May	479	841
June	986	1,109
July	2,022	1,948
August	2,683	2,743
September	3,369	3,226
October	4,240	
November	4,877	
December	5,473	
January	5,864	
February	7,109	
March	7,805	
April	8,419	
May	8,426	
June	8,426	

### QUALITY

	Quantity	Base Number	Contract	AT	Region	England
% of FP17s for the same patient ID Re-attending within 3 months - Children	35	608	5.8%	11.9%	11.8%	12.4%
% of FP17s for the same patient ID Re-attending within 3 months - Adults	253	1,400	18.1%	15.8%	16.6%	16.7%
% of FP17s for the same patient ID Re-attending between 3 & 9 months - Children	407	608	66.9%	57.1%	60.2%	57.4%
% of FP17s for the same patient ID Re-attending between 3 & 9 months - Adults	840	1,400	60.0%	48.6%	52.0%	50.5%
% of FP17s for Band 1 Urgent Courses	175	1,768	9.9%	9.6%	9.4%	9.1%
% of FP17s Relating to Free Repair or Replacements	17	1,768	1.0%	0.7%	0.7%	0.8%
% of FP17s Relating to Continuations	11	1,768	0.6%	0.9%	1.2%	1.3%
% of Patients satisfied with the dentistry they have received	4	4	N/A	93.3%	93.6%	93.2%
% of Patients satisfied with the time they had to wait for an appointment	4	4	N/A	89.2%	89.1%	89.0%

\* This is based on patients treated on this contract for their most recent course of treatment. Figures in italics indicate the base number of FP17s or Patient Questionnaire responses are less than 100. N/A is shown where the base number of responses is less than 10 during the period. % is calculated as Quantity/Base number\*100

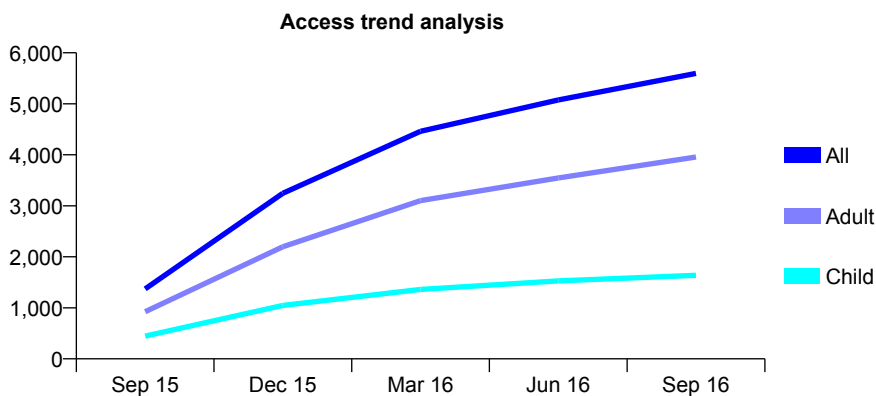
## Q69 - Vital Signs At a Glance Contract Report for 173061/0001 - September 2016

Name or company name	The Dental Centre Carterton Practice
Contract type name	GDS Contract
Purpose of contract	General
Contract start date	01/09/2015
Contract end date	

16/17 Contracted general activity (UDA)	16,735
Carry forward general activity (UDA)	0
16/17 Contracted orthodontic activity (UOA)	0
Carry forward orthodontic activity (UOA)	0
Baseline contract value	£396,192.71

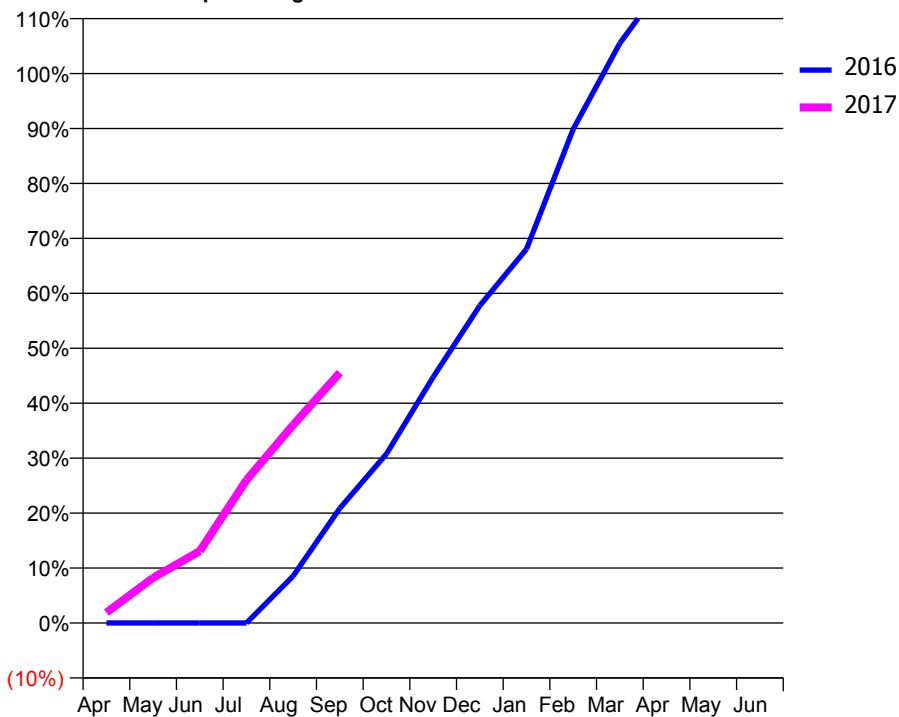
### ACCESS\*

Patients seen in 24 months	Total	Change since previous quarter
Quarter ending September 2015	1,370	
Quarter ending December 2015	3,246	↑
Quarter ending March 2016	4,462	↑
Quarter ending June 2016	5,075	↑
Quarter ending September 2016	5,596	↑
<b>Variance since September 2015</b>	<b>308.5%</b>	<b>↑</b>



### ACTIVITY

Cumulative percentage of contracted UDA delivered 2016 & 2017



Month	Adjusted Scheduled Activity (UDA)	
	2016	2017
April	0	318
May	0	1,379
June	0	2,189
July	0	4,355
August	834	6,034
September	2,039	7,624
October	3,004	
November	4,370	
December	5,640	
January	6,643	
February	8,773	
March	10,301	
April	11,425	
May	11,442	
June	11,453	

### QUALITY

	Quantity	Base Number	Contract	AT	Region	England
% of FP17s for the same patient ID Re-attending within 3 months - Children	188	1,593	11.8%	11.9%	11.8%	12.4%
% of FP17s for the same patient ID Re-attending within 3 months - Adults	591	3,492	16.9%	15.8%	16.6%	16.7%
% of FP17s for the same patient ID Re-attending between 3 & 9 months - Children	932	1,593	58.5%	57.1%	60.2%	57.4%
% of FP17s for the same patient ID Re-attending between 3 & 9 months - Adults	1,796	3,492	51.4%	48.6%	52.0%	50.5%
% of FP17s for Band 1 Urgent Courses	476	4,159	11.4%	9.6%	9.4%	9.1%
% of FP17s Relating to Free Repair or Replacements	39	4,159	0.9%	0.7%	0.7%	0.8%
% of FP17s Relating to Continuations	9	4,159	0.2%	0.9%	1.2%	1.3%
% of Patients satisfied with the dentistry they have received	8	8	N/A	93.3%	93.6%	93.2%
% of Patients satisfied with the time they had to wait for an appointment	8	8	N/A	89.2%	89.1%	89.0%

\* This is based on patients treated on this contract for their most recent course of treatment. Figures in italics indicate the base number of FP17s or Patient Questionnaire responses are less than 100. N/A is shown where the base number of responses is less than 10 during the period. % is calculated as Quantity/Base number\*100

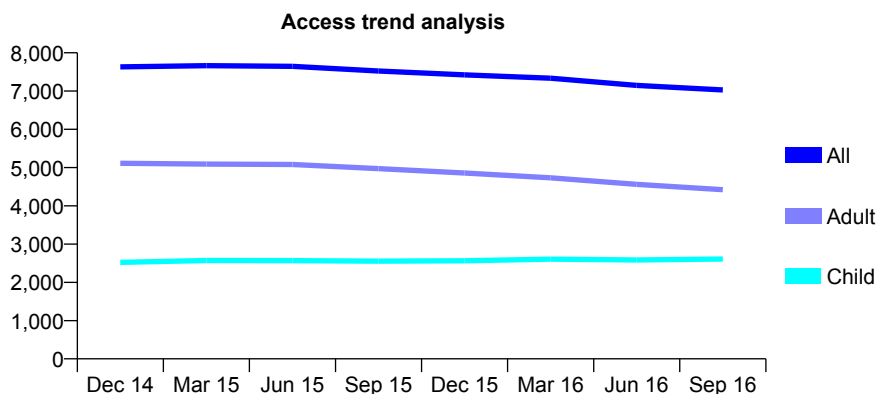
## Q69 - Vital Signs At a Glance Contract Report for 175609/0001 - September 2016

Name or company name	Riverside Dental Centre Ltd
Contract type name	GDS Contract
Purpose of contract	General
Contract start date	01/07/2008
Contract end date	

16/17 Contracted general activity (UDA)	19,096
Carry forward general activity (UDA)	0
16/17 Contracted orthodontic activity (UOA)	0
Carry forward orthodontic activity (UOA)	0
Baseline contract value	£562,752.76

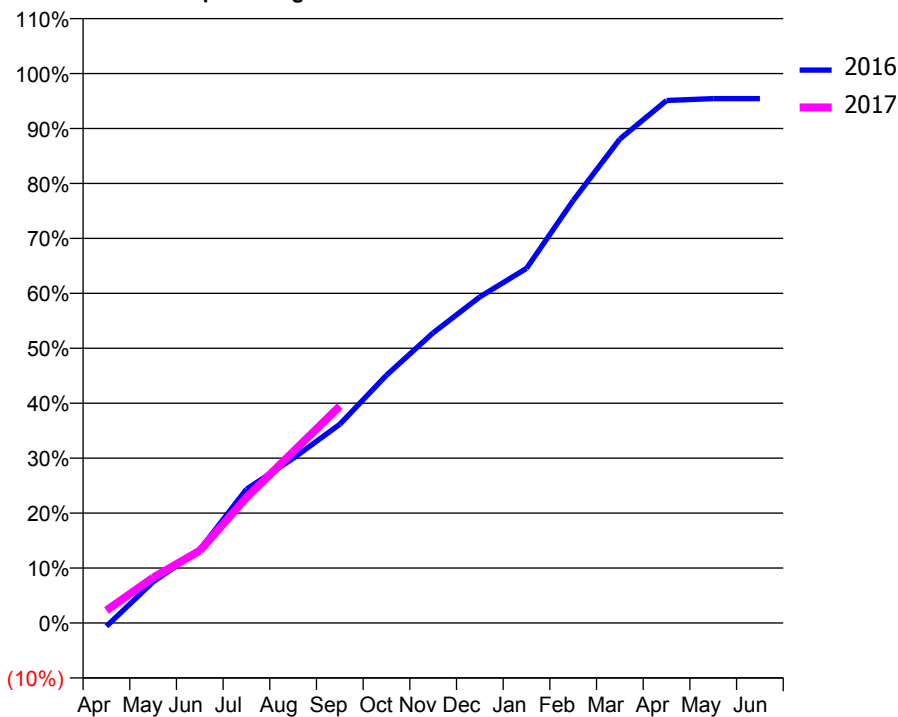
### ACCESS\*

Patients seen in 24 months	Total	Change since previous quarter
Quarter ending September 2015	7,524	
Quarter ending December 2015	7,422	↓
Quarter ending March 2016	7,337	↓
Quarter ending June 2016	7,148	↓
Quarter ending September 2016	7,030	↓
<b>Variance since September 2015</b>	<b>(6.6%)</b>	<b>↓</b>



### ACTIVITY

Cumulative percentage of contracted UDA delivered 2016 & 2017



Month	Adjusted Scheduled Activity (UDA)	
	2016	2017
April	-118	438
May	1,428	1,578
June	2,544	2,515
July	4,649	4,364
August	5,720	5,954
September	6,908	7,538
October	8,612	
November	10,084	
December	11,332	
January	12,325	
February	14,681	
March	16,819	
April	18,157	
May	18,223	
June	18,224	

### QUALITY

	Quantity	Base Number	Contract	AT	Region	England
% of FP17s for the same patient ID Re-attending within 3 months - Children	200	2,009	10.0%	11.9%	11.8%	12.4%
% of FP17s for the same patient ID Re-attending within 3 months - Adults	354	2,562	13.8%	15.8%	16.6%	16.7%
% of FP17s for the same patient ID Re-attending between 3 & 9 months - Children	1,232	2,009	61.3%	57.1%	60.2%	57.4%
% of FP17s for the same patient ID Re-attending between 3 & 9 months - Adults	1,291	2,562	50.4%	48.6%	52.0%	50.5%
% of FP17s for Band 1 Urgent Courses	310	4,073	7.6%	9.6%	9.4%	9.1%
% of FP17s Relating to Free Repair or Replacements	10	4,073	0.2%	0.7%	0.7%	0.8%
% of FP17s Relating to Continuations	65	4,073	1.6%	0.9%	1.2%	1.3%
% of Patients satisfied with the dentistry they have received	5	6	N/A	93.3%	93.6%	93.2%
% of Patients satisfied with the time they had to wait for an appointment	5	6	N/A	89.2%	89.1%	89.0%

\* This is based on patients treated on this contract for their most recent course of treatment. Figures in italics indicate the base number of FP17s or Patient Questionnaire responses are less than 100. N/A is shown where the base number of responses is less than 10 during the period. % is calculated as Quantity/Base number\*100

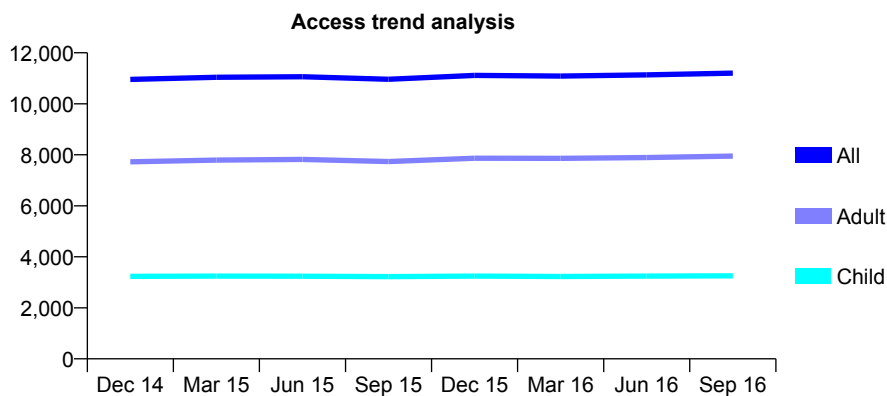
## Q69 - Vital Signs At a Glance Contract Report for 176621/0001 - September 2016

Name or company name	Rodericks Ltd
Contract type name	GDS Contract
Purpose of contract	General
Contract start date	01/04/2008
Contract end date	

16/17 Contracted general activity (UDA)	29,400
Carry forward general activity (UDA)	0
16/17 Contracted orthodontic activity (UOA)	0
Carry forward orthodontic activity (UOA)	0
Baseline contract value	£685,944.56

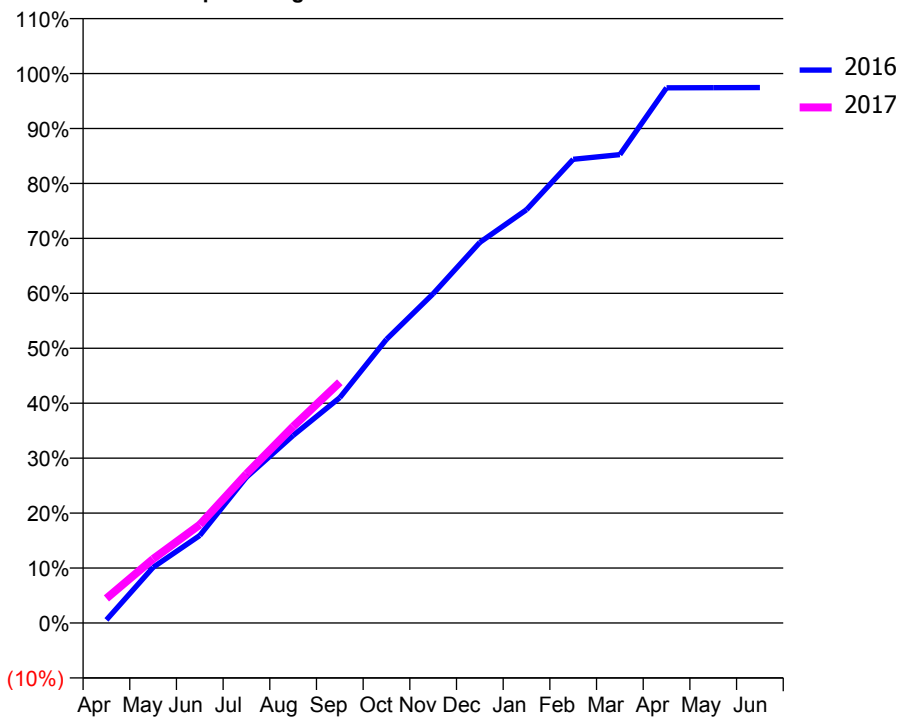
### ACCESS\*

Patients seen in 24 months	Total	Change since previous quarter
Quarter ending September 2015	10,961	
Quarter ending December 2015	11,113	→
Quarter ending March 2016	11,090	→
Quarter ending June 2016	11,136	→
Quarter ending September 2016	11,203	→
<b>Variance since September 2015</b>	<b>2.2%</b>	<b>↑</b>



### ACTIVITY

Cumulative percentage of contracted UDA delivered 2016 & 2017



Month	Adjusted Scheduled Activity (UDA)	
	2016	2017
April	174	1,314
May	3,047	3,430
June	4,794	5,261
July	7,986	7,979
August	10,273	10,513
September	12,345	12,883
October	15,538	
November	18,035	
December	20,845	
January	22,635	
February	25,392	
March	25,648	
April	29,308	
May	29,317	
June	29,322	

### QUALITY

	Quantity	Base Number	Contract	AT	Region	England
% of FP17s for the same patient ID Re-attending within 3 months - Children	319	3,090	10.3%	11.9%	11.8%	12.4%
% of FP17s for the same patient ID Re-attending within 3 months - Adults	1,048	6,134	17.1%	15.8%	16.6%	16.7%
% of FP17s for the same patient ID Re-attending between 3 & 9 months - Children	1,900	3,090	61.5%	57.1%	60.2%	57.4%
% of FP17s for the same patient ID Re-attending between 3 & 9 months - Adults	3,201	6,134	52.2%	48.6%	52.0%	50.5%
% of FP17s for Band 1 Urgent Courses	818	7,158	11.4%	9.6%	9.4%	9.1%
% of FP17s Relating to Free Repair or Replacements	48	7,158	0.7%	0.7%	0.7%	0.8%
% of FP17s Relating to Continuations	80	7,158	1.1%	0.9%	1.2%	1.3%
% of Patients satisfied with the dentistry they have received	9	10	90.0%	93.3%	93.6%	93.2%
% of Patients satisfied with the time they had to wait for an appointment	9	10	90.0%	89.2%	89.1%	89.0%

\* This is based on patients treated on this contract for their most recent course of treatment. Figures in italics indicate the base number of FP17s or Patient Questionnaire responses are less than 100. N/A is shown where the base number of responses is less than 10 during the period. % is calculated as Quantity/Base number\*100

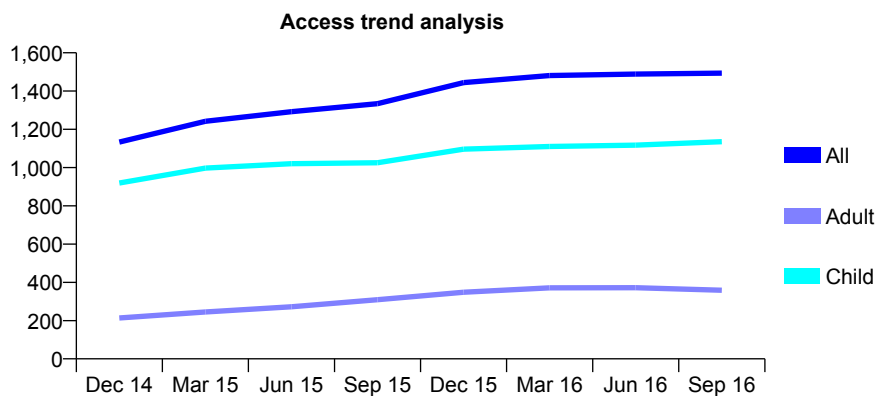
## Q69 - Vital Signs At a Glance Contract Report for 177393/0001 - September 2016

Name or company name	Aston Clinton Dental
Contract type name	GDS Contract
Purpose of contract	General
Contract start date	01/04/2013
Contract end date	

16/17 Contracted general activity (UDA)	3,800
Carry forward general activity (UDA)	0
16/17 Contracted orthodontic activity (UOA)	0
Carry forward orthodontic activity (UOA)	0
Baseline contract value	£87,538.97

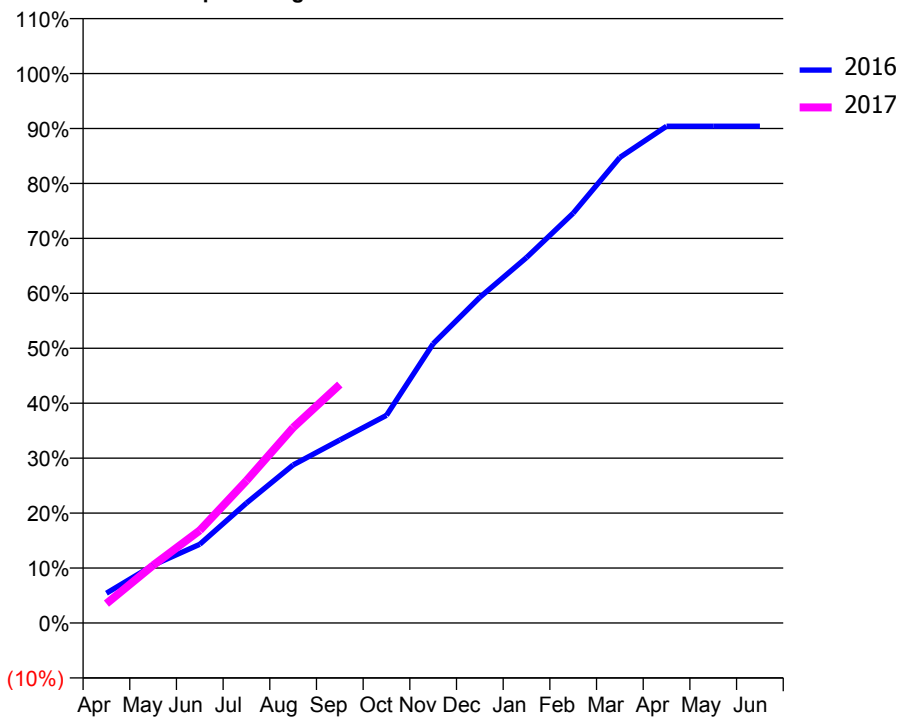
### ACCESS\*

Patients seen in 24 months	Total	Change since previous quarter
Quarter ending September 2015	1,334	
Quarter ending December 2015	1,444	↑
Quarter ending March 2016	1,481	↑
Quarter ending June 2016	1,489	→
Quarter ending September 2016	1,494	→
<b>Variance since September 2015</b>	<b>12.0%</b>	<b>↑</b>



### ACTIVITY

Cumulative percentage of contracted UDA delivered 2016 & 2017



Month	Adjusted Scheduled Activity (UDA)	
	2016	2017
April	206	134
May	400	399
June	544	640
July	829	985
August	1,093	1,351
September	1,266	1,649
October	1,436	
November	1,932	
December	2,252	
January	2,527	
February	2,834	
March	3,220	
April	3,436	
May	3,436	
June	3,436	

### QUALITY

	Quantity	Base Number	Contract	AT	Region	England
% of FP17s for the same patient ID Re-attending within 3 months - Children	85	938	9.1%	11.9%	11.8%	12.4%
% of FP17s for the same patient ID Re-attending within 3 months - Adults	24	177	13.6%	15.8%	16.6%	16.7%
% of FP17s for the same patient ID Re-attending between 3 & 9 months - Children	582	938	62.0%	57.1%	60.2%	57.4%
% of FP17s for the same patient ID Re-attending between 3 & 9 months - Adults	81	177	45.8%	48.6%	52.0%	50.5%
% of FP17s for Band 1 Urgent Courses	62	971	6.4%	9.6%	9.4%	9.1%
% of FP17s Relating to Free Repair or Replacements	0	971	0.0%	0.7%	0.7%	0.8%
% of FP17s Relating to Continuations	1	971	0.1%	0.9%	1.2%	1.3%
% of Patients satisfied with the dentistry they have received	2	2	N/A	93.3%	93.6%	93.2%
% of Patients satisfied with the time they had to wait for an appointment	2	2	N/A	89.2%	89.1%	89.0%

\* This is based on patients treated on this contract for their most recent course of treatment. Figures in italics indicate the base number of FP17s or Patient Questionnaire responses are less than 100. N/A is shown where the base number of responses is less than 10 during the period. % is calculated as Quantity/Base number\*100



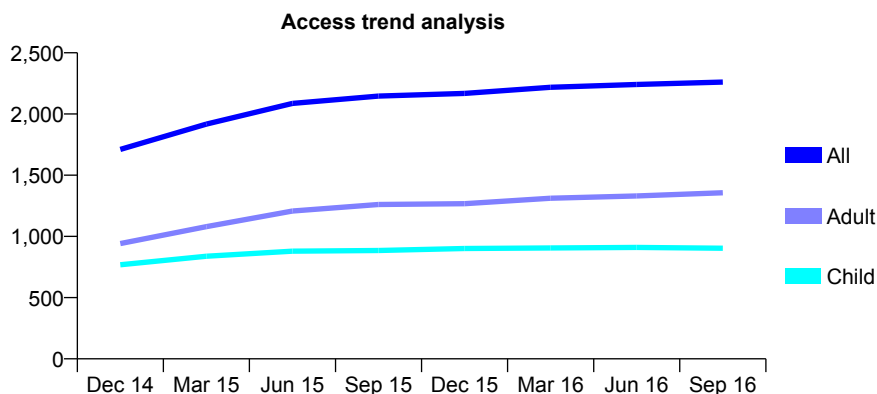
## Q69 - Vital Signs At a Glance Contract Report for 177806/0001 - September 2016

Name or company name	Westwood Smile Care Ltd
Contract type name	GDS Contract
Purpose of contract	General
Contract start date	01/07/2013
Contract end date	

16/17 Contracted general activity (UDA)	3,150
Carry forward general activity (UDA)	0
16/17 Contracted orthodontic activity (UOA)	0
Carry forward orthodontic activity (UOA)	0
Baseline contract value	£73,786.47

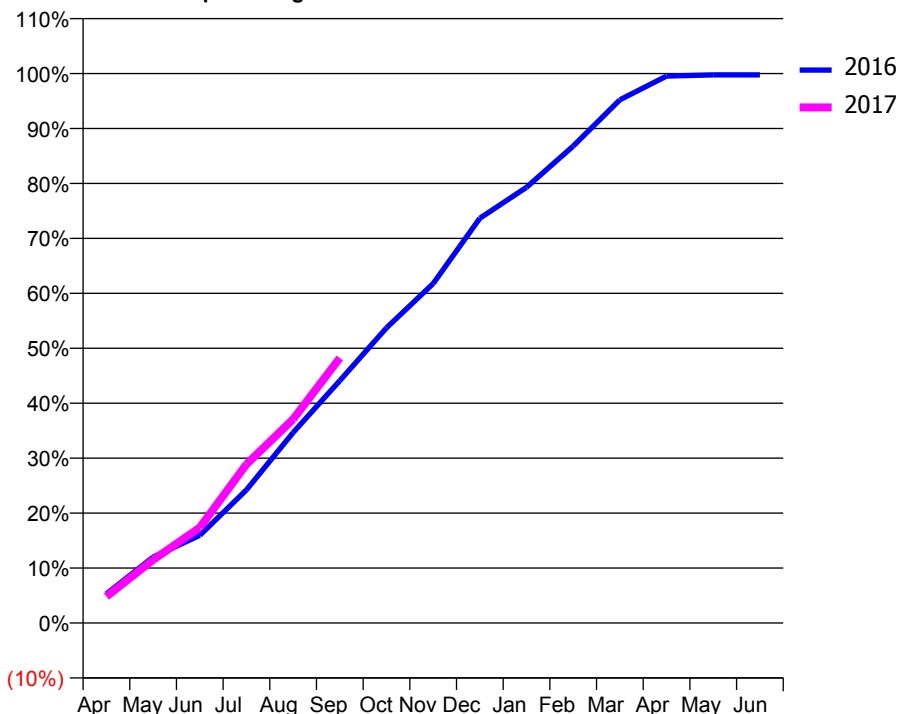
### ACCESS\*

Patients seen in 24 months	Total	Change since previous quarter
Quarter ending September 2015	2,146	
Quarter ending December 2015	2,168	→
Quarter ending March 2016	2,218	↑
Quarter ending June 2016	2,241	→
Quarter ending September 2016	2,261	→
<b>Variance since September 2015</b>	<b>5.4%</b>	<b>↑</b>



### ACTIVITY

Cumulative percentage of contracted UDA delivered 2016 & 2017



Adjusted Scheduled Activity (UDA)

Month	2016	2017
April	175	152
May	396	362
June	526	547
July	799	910
August	1,143	1,169
September	1,454	1,519
October	1,771	
November	2,037	
December	2,429	
January	2,615	
February	2,862	
March	3,140	
April	3,283	
May	3,290	
June	3,290	

### QUALITY

	Quantity	Base Number	Contract	AT	Region	England
% of FP17s for the same patient ID Re-attending within 3 months - Children	48	606	7.9%	11.9%	11.8%	12.4%
% of FP17s for the same patient ID Re-attending within 3 months - Adults	158	740	21.4%	15.8%	16.6%	16.7%
% of FP17s for the same patient ID Re-attending between 3 & 9 months - Children	310	606	51.2%	57.1%	60.2%	57.4%
% of FP17s for the same patient ID Re-attending between 3 & 9 months - Adults	245	740	33.1%	48.6%	52.0%	50.5%
% of FP17s for Band 1 Urgent Courses	57	724	7.9%	9.6%	9.4%	9.1%
% of FP17s Relating to Free Repair or Replacements	6	724	0.8%	0.7%	0.7%	0.8%
% of FP17s Relating to Continuations	6	724	0.8%	0.9%	1.2%	1.3%
% of Patients satisfied with the dentistry they have received	1	1	N/A	93.3%	93.6%	93.2%
% of Patients satisfied with the time they had to wait for an appointment	1	1	N/A	89.2%	89.1%	89.0%

\* This is based on patients treated on this contract for their most recent course of treatment. Figures in italics indicate the base number of FP17s or Patient Questionnaire responses are less than 100. N/A is shown where the base number of responses is less than 10 during the period. % is calculated as Quantity/Base number\*100

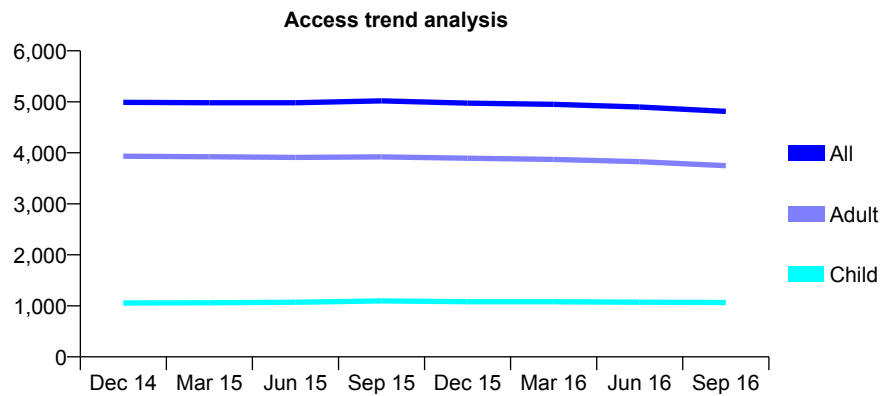
## Q69 - Vital Signs At a Glance Contract Report for 177881/0001 - September 2016

Name or company name	The Burnham Dental Practice
Contract type name	GDS Contract
Purpose of contract	General
Contract start date	01/06/2010
Contract end date	

16/17 Contracted general activity (UDA)	14,629
Carry forward general activity (UDA)	336
16/17 Contracted orthodontic activity (UOA)	0
Carry forward orthodontic activity (UOA)	0
Baseline contract value	£425,484.26

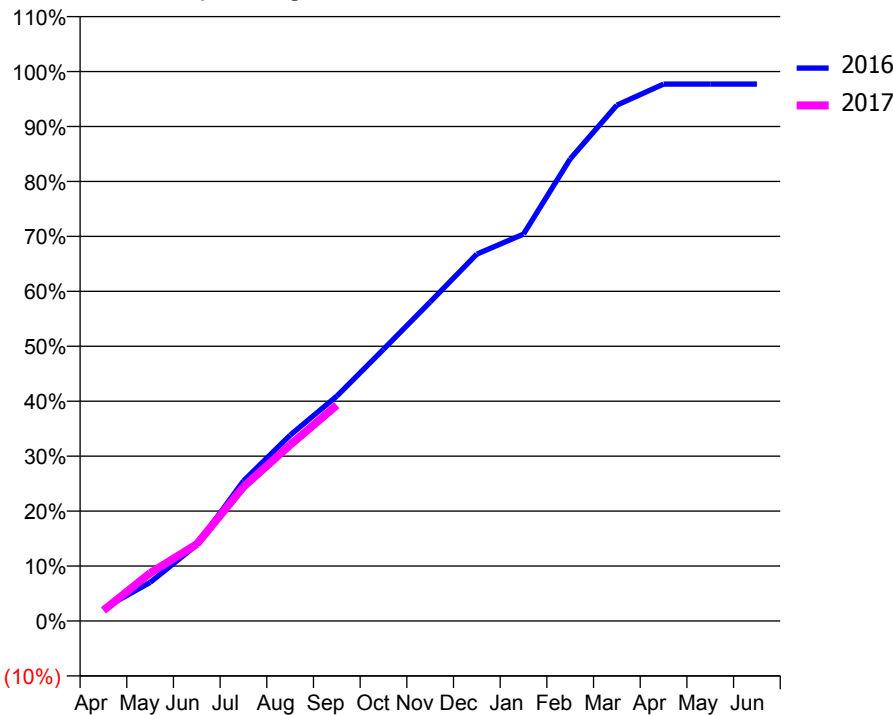
### ACCESS\*

Patients seen in 24 months	Total	Change since previous quarter
Quarter ending September 2015	5,019	
Quarter ending December 2015	4,973	→
Quarter ending March 2016	4,951	→
Quarter ending June 2016	4,898	↓
Quarter ending September 2016	4,813	↓
<b>Variance since September 2015</b>	<b>(4.1%)</b>	<b>↓</b>



### ACTIVITY

Cumulative percentage of contracted UDA delivered 2016 & 2017



Month	Adjusted Scheduled Activity (UDA)	
	2016	2017
April	332	282
May	1,027	1,278
June	2,030	2,047
July	3,728	3,572
August	4,949	4,687
September	5,987	5,746
October	7,231	
November	8,492	
December	9,769	
January	10,301	
February	12,302	
March	13,734	
April	14,293	
May	14,293	
June	14,293	

### QUALITY

	Quantity	Base Number	Contract	AT	Region	England
% of FP17s for the same patient ID Re-attending within 3 months - Children	41	651	6.3%	11.9%	11.8%	12.4%
% of FP17s for the same patient ID Re-attending within 3 months - Adults	257	2,271	11.3%	15.8%	16.6%	16.7%
% of FP17s for the same patient ID Re-attending between 3 & 9 months - Children	404	651	62.1%	57.1%	60.2%	57.4%
% of FP17s for the same patient ID Re-attending between 3 & 9 months - Adults	1,356	2,271	59.7%	48.6%	52.0%	50.5%
% of FP17s for Band 1 Urgent Courses	181	2,697	6.7%	9.6%	9.4%	9.1%
% of FP17s Relating to Free Repair or Replacements	7	2,697	0.3%	0.7%	0.7%	0.8%
% of FP17s Relating to Continuations	38	2,697	1.4%	0.9%	1.2%	1.3%
% of Patients satisfied with the dentistry they have received	7	8	N/A	93.3%	93.6%	93.2%
% of Patients satisfied with the time they had to wait for an appointment	6	8	N/A	89.2%	89.1%	89.0%

\* This is based on patients treated on this contract for their most recent course of treatment. Figures in italics indicate the base number of FP17s or Patient Questionnaire responses are less than 100. N/A is shown where the base number of responses is less than 10 during the period. % is calculated as Quantity/Base number\*100

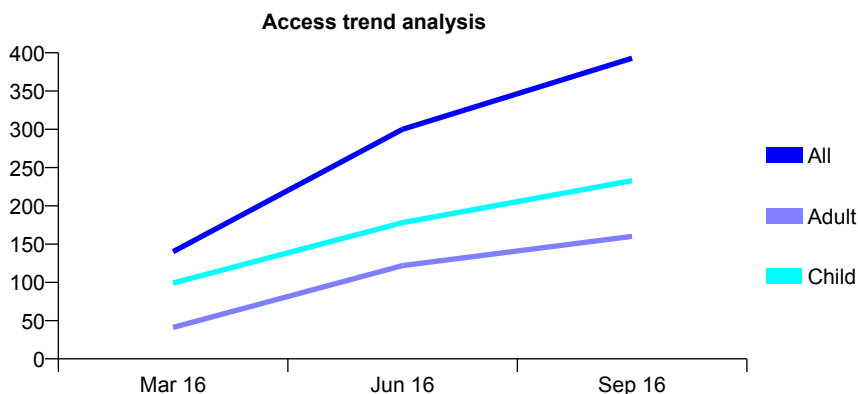
## Q69 - Vital Signs At a Glance Contract Report for 181285/0001 - September 2016

Name or company name	David Barrett & John Coulter
Contract type name	GDS Contract
Purpose of contract	General
Contract start date	01/12/2015
Contract end date	

16/17 Contracted general activity (UDA)	1,509
Carry forward general activity (UDA)	0
16/17 Contracted orthodontic activity (UOA)	0
Carry forward orthodontic activity (UOA)	0
Baseline contract value	£35,685.46

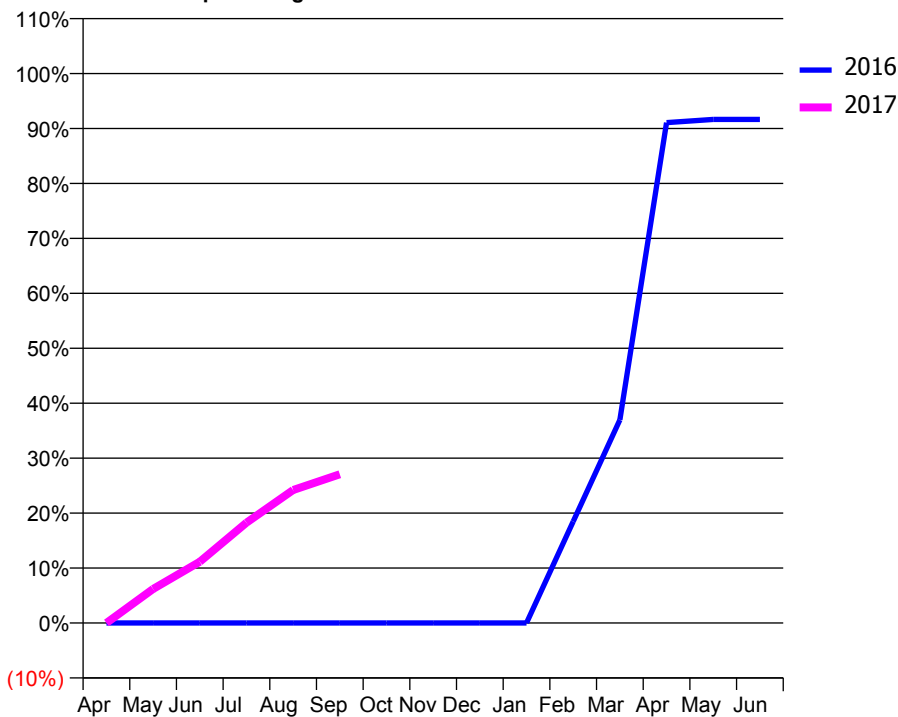
### ACCESS\*

Patients seen in 24 months	Total	Change since previous quarter
Quarter ending September 2015	0	
Quarter ending December 2015	0	
Quarter ending March 2016	140	
Quarter ending June 2016	300	↑
Quarter ending September 2016	393	↑
<b>Variance since September 2015</b>	N/A	



### ACTIVITY

Cumulative percentage of contracted UDA delivered 2016 & 2017



Month	Adjusted Scheduled Activity (UDA)	
	2016	2017
April	0	0
May	0	93
June	0	168
July	0	275
August	0	365
September	0	408
October	0	
November	0	
December	0	
January	0	
February	93	
March	186	
April	458	
May	461	
June	461	

### QUALITY

	Quantity	Base Number	Contract	AT	Region	England
% of FP17s for the same patient ID Re-attending within 3 months - Children	9	185	4.9%	11.9%	11.8%	12.4%
% of FP17s for the same patient ID Re-attending within 3 months - Adults	11	157	7.0%	15.8%	16.6%	16.7%
% of FP17s for the same patient ID Re-attending between 3 & 9 months - Children	29	185	15.7%	57.1%	60.2%	57.4%
% of FP17s for the same patient ID Re-attending between 3 & 9 months - Adults	8	157	5.1%	48.6%	52.0%	50.5%
% of FP17s for Band 1 Urgent Courses	2	230	0.9%	9.6%	9.4%	9.1%
% of FP17s Relating to Free Repair or Replacements	0	230	0.0%	0.7%	0.7%	0.8%
% of FP17s Relating to Continuations	2	230	0.9%	0.9%	1.2%	1.3%
% of Patients satisfied with the dentistry they have received	0	0	N/A	93.3%	93.6%	93.2%
% of Patients satisfied with the time they had to wait for an appointment	0	0	N/A	89.2%	89.1%	89.0%

\* This is based on patients treated on this contract for their most recent course of treatment. Figures in italics indicate the base number of FP17s or Patient Questionnaire responses are less than 100. N/A is shown where the base number of responses is less than 10 during the period. % is calculated as Quantity/Base number\*100

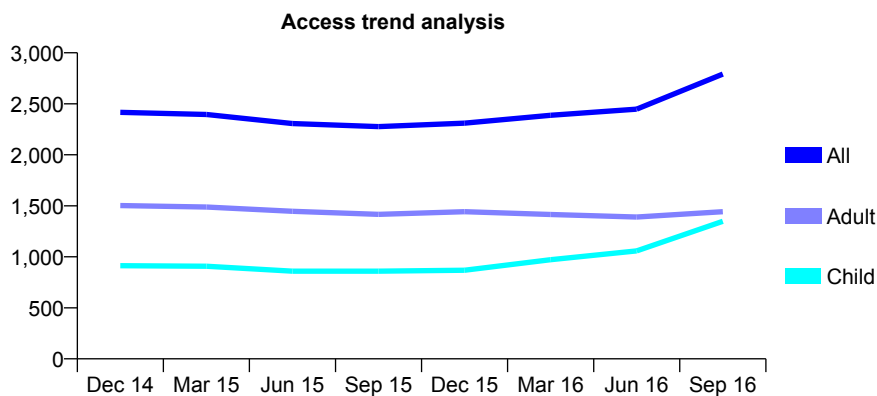
## Q69 - Vital Signs At a Glance Contract Report for 181730/0004 - September 2016

Name or company name	Buckinghamshire Priority Dental Service
Contract type name	PDS Contract
Purpose of contract	General
Contract start date	26/10/2008
Contract end date	25/10/2018

16/17 Contracted general activity (UDA)	7,259
Carry forward general activity (UDA)	0
16/17 Contracted orthodontic activity (UOA)	0
Carry forward orthodontic activity (UOA)	0
Baseline contract value	£0.00

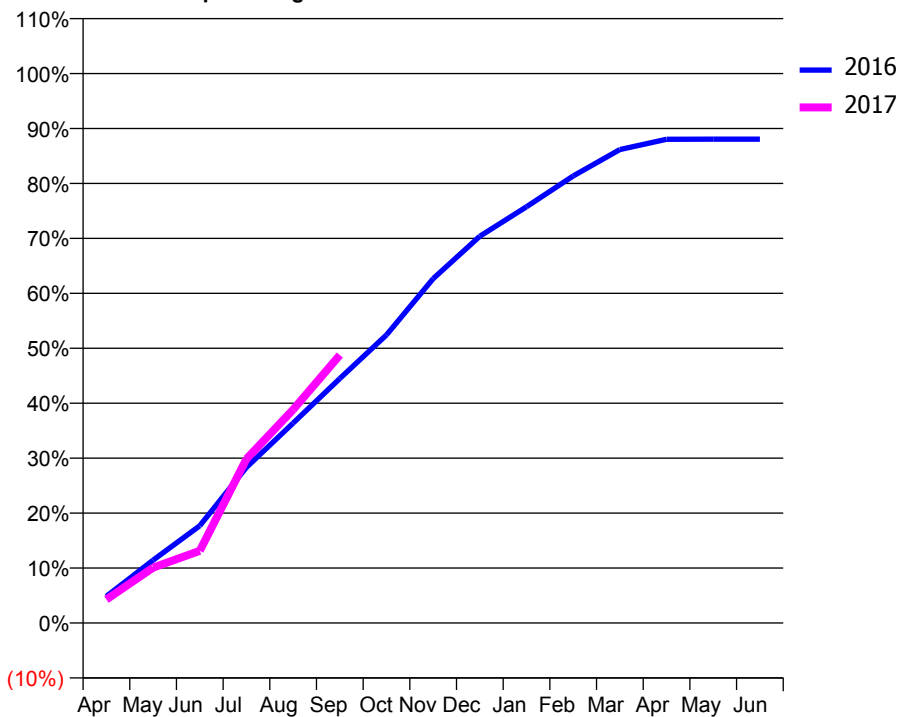
### ACCESS\*

Patients seen in 24 months	Total	Change since previous quarter
Quarter ending September 2015	2,276	
Quarter ending December 2015	2,311	→
Quarter ending March 2016	2,387	↑
Quarter ending June 2016	2,448	↑
Quarter ending September 2016	2,792	↑
<b>Variance since September 2015</b>	<b>22.7%</b>	<b>↑</b>



### ACTIVITY

Cumulative percentage of contracted UDA delivered 2016 & 2017



Month	Adjusted Scheduled Activity (UDA)	
	2016	2017
April	388	311
May	909	732
June	1,408	954
July	2,252	2,168
August	2,893	2,820
September	3,537	3,540
October	4,167	
November	4,981	
December	5,593	
January	6,020	
February	6,465	
March	6,846	
April	6,996	
May	6,997	
June	6,998	

### QUALITY

	Quantity	Base Number	Contract	AT	Region	England
% of FP17s for the same patient ID Re-attending within 3 months - Children	133	1,178	11.3%	11.9%	11.8%	12.4%
% of FP17s for the same patient ID Re-attending within 3 months - Adults	80	680	11.8%	15.8%	16.6%	16.7%
% of FP17s for the same patient ID Re-attending between 3 & 9 months - Children	198	1,178	16.8%	57.1%	60.2%	57.4%
% of FP17s for the same patient ID Re-attending between 3 & 9 months - Adults	237	680	34.9%	48.6%	52.0%	50.5%
% of FP17s for Band 1 Urgent Courses	54	1,610	3.4%	9.6%	9.4%	9.1%
% of FP17s Relating to Free Repair or Replacements	0	1,610	0.0%	0.7%	0.7%	0.8%
% of FP17s Relating to Continuations	25	1,610	1.6%	0.9%	1.2%	1.3%
% of Patients satisfied with the dentistry they have received	0	0	N/A	93.3%	93.6%	93.2%
% of Patients satisfied with the time they had to wait for an appointment	0	0	N/A	89.2%	89.1%	89.0%

\* This is based on patients treated on this contract for their most recent course of treatment. Figures in italics indicate the base number of FP17s or Patient Questionnaire responses are less than 100. N/A is shown where the base number of responses is less than 10 during the period. % is calculated as Quantity/Base number\*100

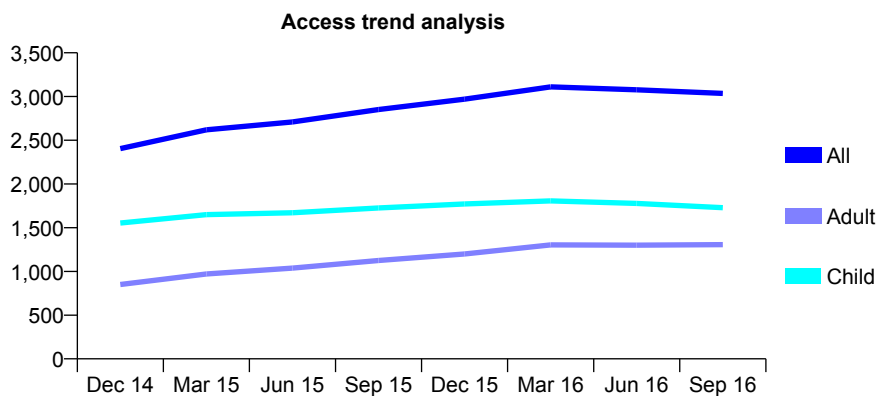
## Q69 - Vital Signs At a Glance Contract Report for 182885/0002 - September 2016

Name or company name	CEDAR DENTAL CARE LTD
Contract type name	GDS Contract
Purpose of contract	General
Contract start date	31/03/2014
Contract end date	

16/17 Contracted general activity (UDA)	8,200
Carry forward general activity (UDA)	22
16/17 Contracted orthodontic activity (UOA)	0
Carry forward orthodontic activity (UOA)	0
Baseline contract value	£159,179.03

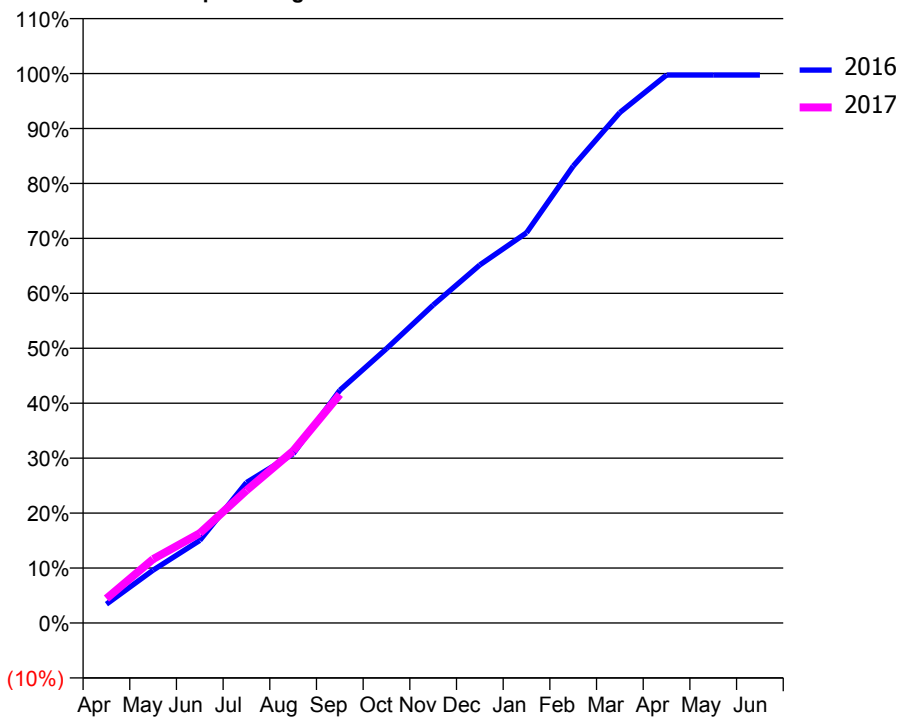
### ACCESS\*

Patients seen in 24 months	Total	Change since previous quarter
Quarter ending September 2015	2,851	
Quarter ending December 2015	2,970	↑
Quarter ending March 2016	3,110	↑
Quarter ending June 2016	3,077	↓
Quarter ending September 2016	3,035	↓
<b>Variance since September 2015</b>	<b>6.5%</b>	<b>↑</b>



### ACTIVITY

Cumulative percentage of contracted UDA delivered 2016 & 2017



Month	Adjusted Scheduled Activity (UDA)	
	2016	2017
April	281	365
May	790	955
June	1,233	1,340
July	2,097	1,979
August	2,524	2,568
September	3,474	3,413
October	4,093	
November	4,744	
December	5,343	
January	5,823	
February	6,818	
March	7,619	
April	8,177	
May	8,178	
June	8,178	

### QUALITY

	Quantity	Base Number	Contract	AT	Region	England
% of FP17s for the same patient ID Re-attending within 3 months - Children	120	1,615	7.4%	11.9%	11.8%	12.4%
% of FP17s for the same patient ID Re-attending within 3 months - Adults	131	944	13.9%	15.8%	16.6%	16.7%
% of FP17s for the same patient ID Re-attending between 3 & 9 months - Children	1,197	1,615	74.1%	57.1%	60.2%	57.4%
% of FP17s for the same patient ID Re-attending between 3 & 9 months - Adults	615	944	65.1%	48.6%	52.0%	50.5%
% of FP17s for Band 1 Urgent Courses	57	2,239	2.5%	9.6%	9.4%	9.1%
% of FP17s Relating to Free Repair or Replacements	8	2,239	0.4%	0.7%	0.7%	0.8%
% of FP17s Relating to Continuations	10	2,239	0.4%	0.9%	1.2%	1.3%
% of Patients satisfied with the dentistry they have received	3	4	N/A	93.3%	93.6%	93.2%
% of Patients satisfied with the time they had to wait for an appointment	3	4	N/A	89.2%	89.1%	89.0%

\* This is based on patients treated on this contract for their most recent course of treatment. Figures in italics indicate the base number of FP17s or Patient Questionnaire responses are less than 100. N/A is shown where the base number of responses is less than 10 during the period. % is calculated as Quantity/Base number\*100

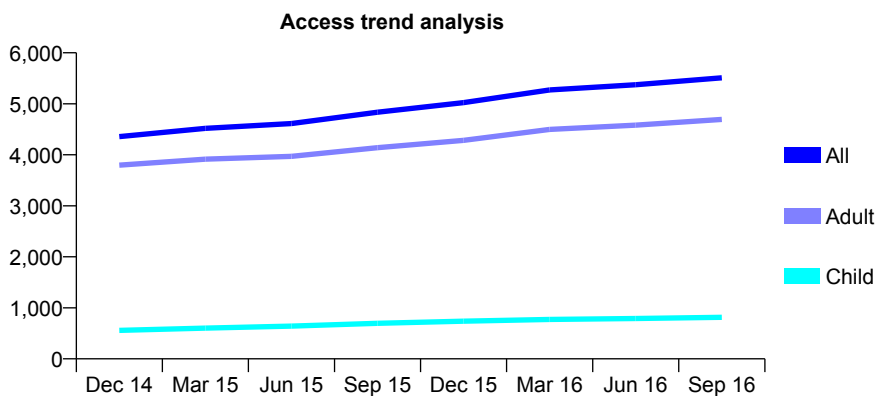
## Q69 - Vital Signs At a Glance Contract Report for 183377/0001 - September 2016

Name or company name	Temple Street Dental Practice
Contract type name	GDS Contract
Purpose of contract	General
Contract start date	01/08/2012
Contract end date	

16/17 Contracted general activity (UDA)	13,000
Carry forward general activity (UDA)	0
16/17 Contracted orthodontic activity (UOA)	0
Carry forward orthodontic activity (UOA)	0
Baseline contract value	£309,597.92

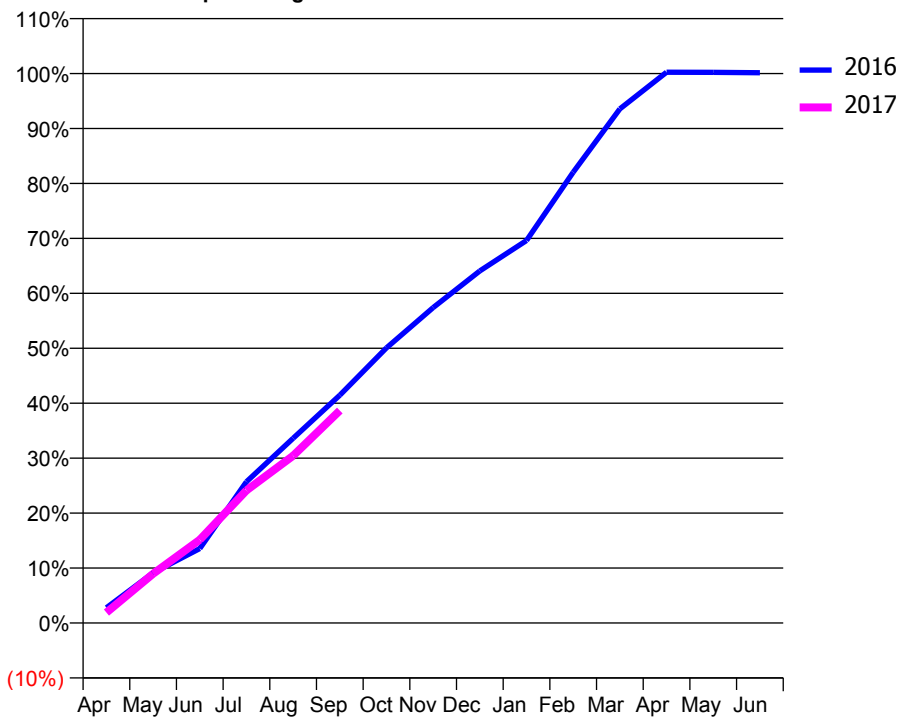
### ACCESS\*

Patients seen in 24 months	Total	Change since previous quarter
Quarter ending September 2015	4,835	
Quarter ending December 2015	5,023	↑
Quarter ending March 2016	5,272	↑
Quarter ending June 2016	5,373	→
Quarter ending September 2016	5,509	↑
<b>Variance since September 2015</b>	<b>13.9%</b>	<b>↑</b>



### ACTIVITY

Cumulative percentage of contracted UDA delivered 2016 & 2017



Month	Adjusted Scheduled Activity (UDA)	
	2016	2017
April	362	249
May	1,188	1,166
June	1,761	1,969
July	3,341	3,138
August	4,370	3,958
September	5,389	5,026
October	6,510	
November	7,461	
December	8,331	
January	9,050	
February	10,665	
March	12,164	
April	13,030	
May	13,028	
June	13,018	

### QUALITY

	Quantity	Base Number	Contract	AT	Region	England
% of FP17s for the same patient ID Re-attending within 3 months - Children	35	516	6.8%	11.9%	11.8%	12.4%
% of FP17s for the same patient ID Re-attending within 3 months - Adults	295	2,550	11.6%	15.8%	16.6%	16.7%
% of FP17s for the same patient ID Re-attending between 3 & 9 months - Children	259	516	50.2%	57.1%	60.2%	57.4%
% of FP17s for the same patient ID Re-attending between 3 & 9 months - Adults	971	2,550	38.1%	48.6%	52.0%	50.5%
% of FP17s for Band 1 Urgent Courses	167	2,387	7.0%	9.6%	9.4%	9.1%
% of FP17s Relating to Free Repair or Replacements	11	2,387	0.5%	0.7%	0.7%	0.8%
% of FP17s Relating to Continuations	20	2,387	0.8%	0.9%	1.2%	1.3%
% of Patients satisfied with the dentistry they have received	3	3	N/A	93.3%	93.6%	93.2%
% of Patients satisfied with the time they had to wait for an appointment	3	3	N/A	89.2%	89.1%	89.0%

\* This is based on patients treated on this contract for their most recent course of treatment. Figures in italics indicate the base number of FP17s or Patient Questionnaire responses are less than 100. N/A is shown where the base number of responses is less than 10 during the period. % is calculated as Quantity/Base number\*100

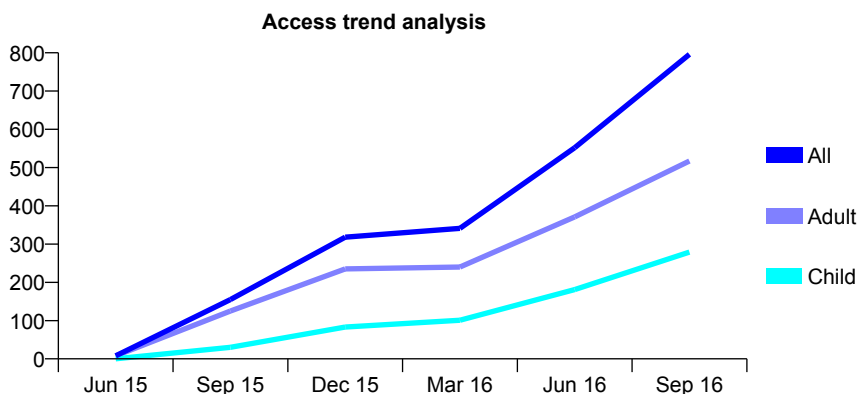
## Q69 - Vital Signs At a Glance Contract Report for 183539/0001 - September 2016

Name or company name	Jeremy Potter, Arti Sharma and Shiva Ema
Contract type name	GDS Contract
Purpose of contract	General
Contract start date	01/04/2015
Contract end date	

16/17 Contracted general activity (UDA)	2,249
Carry forward general activity (UDA)	0
16/17 Contracted orthodontic activity (UOA)	0
Carry forward orthodontic activity (UOA)	0
Baseline contract value	£61,311.82

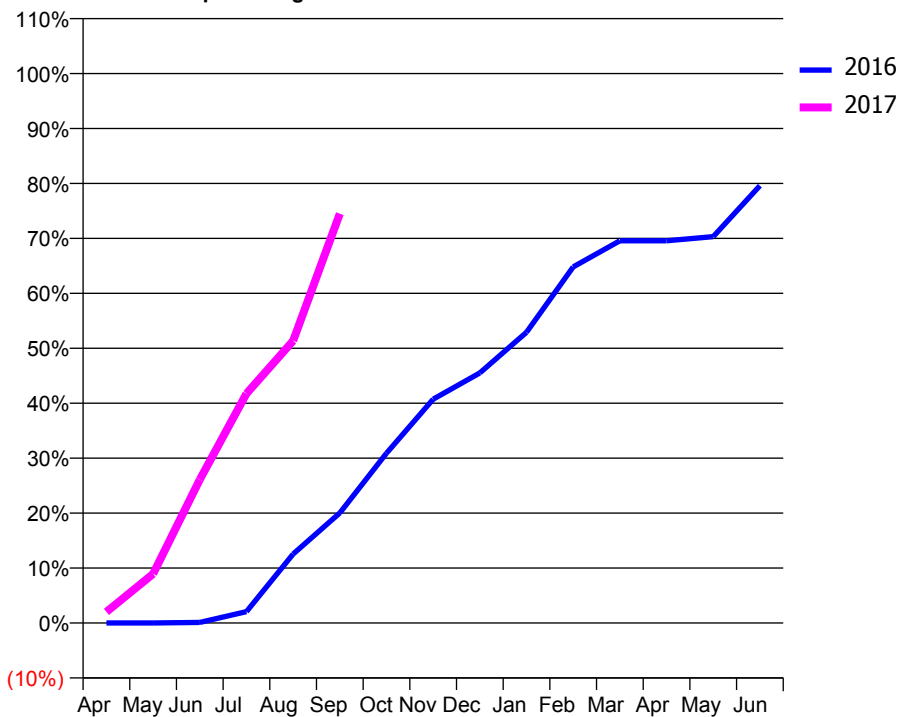
### ACCESS\*

Patients seen in 24 months	Total	Change since previous quarter
Quarter ending September 2015	155	
Quarter ending December 2015	318	↑
Quarter ending March 2016	341	↑
Quarter ending June 2016	552	↑
Quarter ending September 2016	796	↑
<b>Variance since September 2015</b>	<b>413.5%</b>	<b>↑</b>



### ACTIVITY

Cumulative percentage of contracted UDA delivered 2016 & 2017



Adjusted Scheduled Activity (UDA)

Month	2016	2017
April	0	46
May	0	201
June	2	587
July	46	939
August	279	1,155
September	446	1,675
October	688	
November	906	
December	1,013	
January	1,178	
February	1,442	
March	1,548	
April	1,548	
May	1,564	
June	1,771	

### QUALITY

	Quantity	Base Number	Contract	AT	Region	England
% of FP17s for the same patient ID Re-attending within 3 months - Children	16	298	5.4%	11.9%	11.8%	12.4%
% of FP17s for the same patient ID Re-attending within 3 months - Adults	57	508	11.2%	15.8%	16.6%	16.7%
% of FP17s for the same patient ID Re-attending between 3 & 9 months - Children	50	298	16.8%	57.1%	60.2%	57.4%
% of FP17s for the same patient ID Re-attending between 3 & 9 months - Adults	48	508	9.4%	48.6%	52.0%	50.5%
% of FP17s for Band 1 Urgent Courses	146	726	20.1%	9.6%	9.4%	9.1%
% of FP17s Relating to Free Repair or Replacements	1	726	0.1%	0.7%	0.7%	0.8%
% of FP17s Relating to Continuations	5	726	0.7%	0.9%	1.2%	1.3%
% of Patients satisfied with the dentistry they have received	1	1	N/A	93.3%	93.6%	93.2%
% of Patients satisfied with the time they had to wait for an appointment	1	1	N/A	89.2%	89.1%	89.0%

\* This is based on patients treated on this contract for their most recent course of treatment. Figures in italics indicate the base number of FP17s or Patient Questionnaire responses are less than 100. N/A is shown where the base number of responses is less than 10 during the period. % is calculated as Quantity/Base number\*100



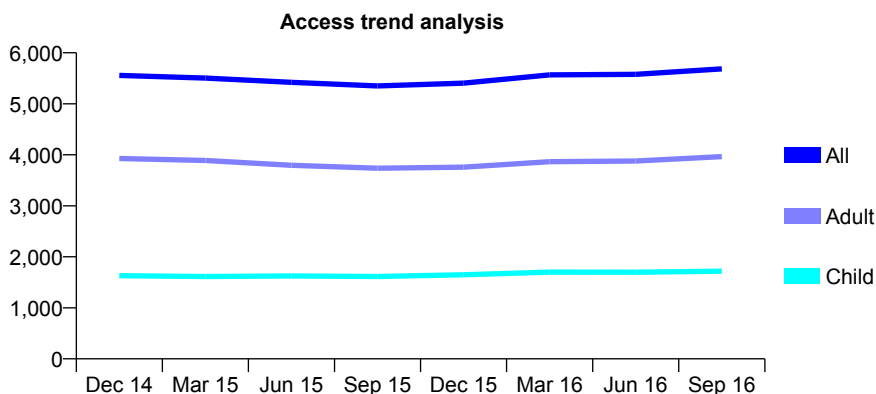
## Q69 - Vital Signs At a Glance Contract Report for 184179/0001 - September 2016

Name or company name	Rodericks Limited and the Dental House Li
Contract type name	GDS Contract
Purpose of contract	General
Contract start date	01/12/2007
Contract end date	

16/17 Contracted general activity (UDA)	13,784
Carry forward general activity (UDA)	-60
16/17 Contracted orthodontic activity (UOA)	0
Carry forward orthodontic activity (UOA)	0
Baseline contract value	£314,771.17

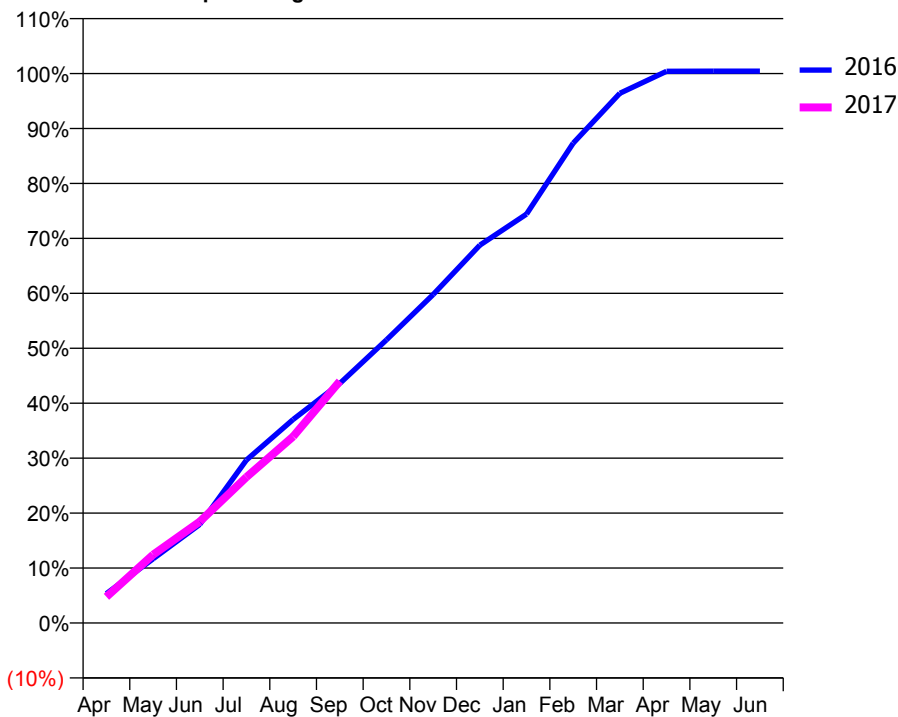
### ACCESS\*

Patients seen in 24 months	Total	Change since previous quarter
Quarter ending September 2015	5,351	
Quarter ending December 2015	5,405	→
Quarter ending March 2016	5,567	↑
Quarter ending June 2016	5,577	→
Quarter ending September 2016	5,684	→
<b>Variance since September 2015</b>	<b>6.2%</b>	<b>↑</b>



### ACTIVITY

Cumulative percentage of contracted UDA delivered 2016 & 2017



Month	Adjusted Scheduled Activity (UDA)	
	2016	2017
April	755	657
May	1,647	1,715
June	2,531	2,544
July	4,186	3,660
August	5,225	4,678
September	6,151	6,067
October	7,269	
November	8,435	
December	9,700	
January	10,497	
February	12,319	
March	13,601	
April	14,166	
May	14,168	
June	14,168	

### QUALITY

	Quantity	Base Number	Contract	AT	Region	England
% of FP17s for the same patient ID Re-attending within 3 months - Children	45	1,111	4.1%	11.9%	11.8%	12.4%
% of FP17s for the same patient ID Re-attending within 3 months - Adults	260	2,331	11.2%	15.8%	16.6%	16.7%
% of FP17s for the same patient ID Re-attending between 3 & 9 months - Children	577	1,111	51.9%	57.1%	60.2%	57.4%
% of FP17s for the same patient ID Re-attending between 3 & 9 months - Adults	1,054	2,331	45.2%	48.6%	52.0%	50.5%
% of FP17s for Band 1 Urgent Courses	172	3,163	5.4%	9.6%	9.4%	9.1%
% of FP17s Relating to Free Repair or Replacements	15	3,163	0.5%	0.7%	0.7%	0.8%
% of FP17s Relating to Continuations	41	3,163	1.3%	0.9%	1.2%	1.3%
% of Patients satisfied with the dentistry they have received	6	6	N/A	93.3%	93.6%	93.2%
% of Patients satisfied with the time they had to wait for an appointment	4	6	N/A	89.2%	89.1%	89.0%

\* This is based on patients treated on this contract for their most recent course of treatment. Figures in italics indicate the base number of FP17s or Patient Questionnaire responses are less than 100. N/A is shown where the base number of responses is less than 10 during the period. % is calculated as Quantity/Base number\*100

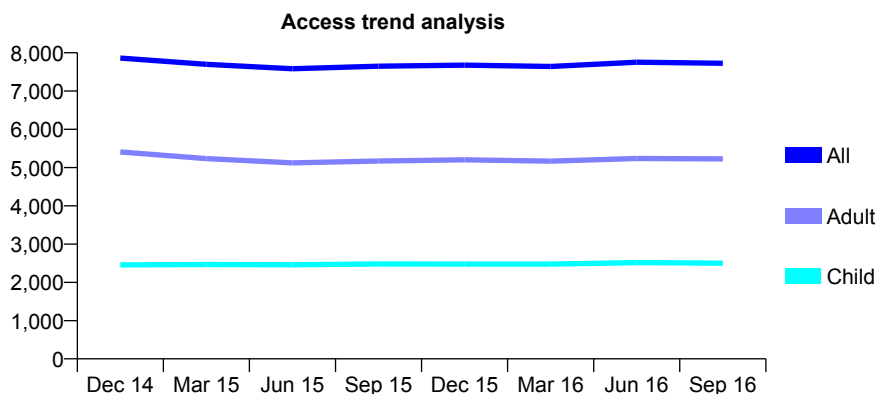
## Q69 - Vital Signs At a Glance Contract Report for 184179/0002 - September 2016

Name or company name	Rodericks Limited and the Dental House Li
Contract type name	GDS Contract
Purpose of contract	General
Contract start date	01/04/2008
Contract end date	

16/17 Contracted general activity (UDA)	15,918
Carry forward general activity (UDA)	341
16/17 Contracted orthodontic activity (UOA)	0
Carry forward orthodontic activity (UOA)	0
Baseline contract value	£459,903.78

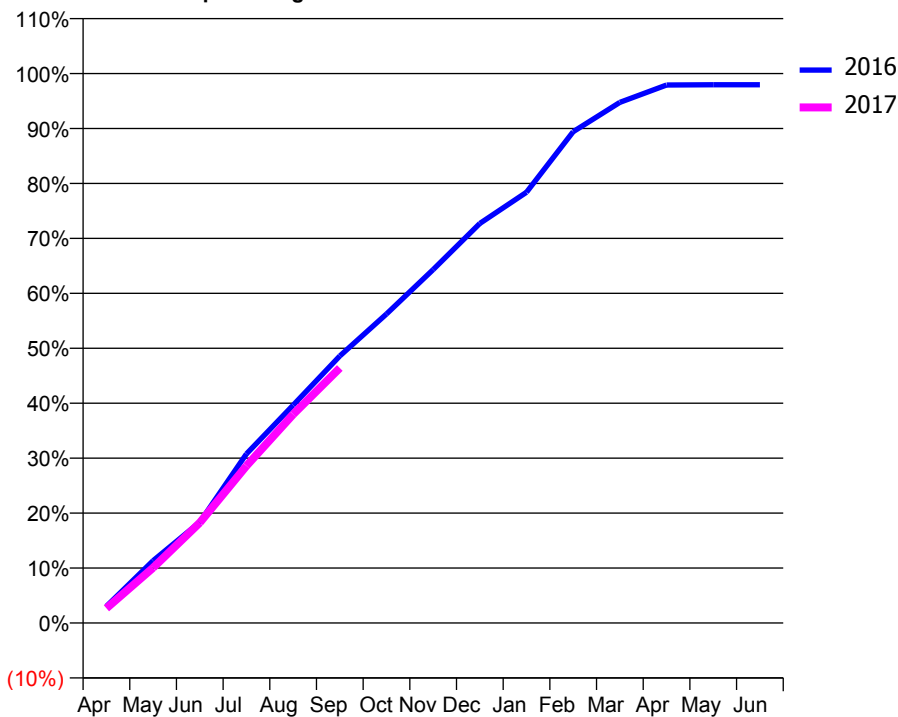
### ACCESS\*

Patients seen in 24 months	Total	Change since previous quarter
Quarter ending September 2015	7,651	
Quarter ending December 2015	7,678	→
Quarter ending March 2016	7,644	→
Quarter ending June 2016	7,753	→
Quarter ending September 2016	7,728	→
<b>Variance since September 2015</b>	<b>1.0%</b>	<b>→</b>



### ACTIVITY

Cumulative percentage of contracted UDA delivered 2016 & 2017



Adjusted Scheduled Activity (UDA)

Month	2016	2017
April	507	426
May	1,892	1,602
June	3,061	2,906
July	5,130	4,552
August	6,605	6,045
September	8,097	7,386
October	9,374	
November	10,718	
December	12,117	
January	13,067	
February	14,900	
March	15,793	
April	16,315	
May	16,324	
June	16,325	

### QUALITY

	Quantity	Base Number	Contract	AT	Region	England
% of FP17s for the same patient ID Re-attending within 3 months - Children	154	1,801	8.6%	11.9%	11.8%	12.4%
% of FP17s for the same patient ID Re-attending within 3 months - Adults	404	3,157	12.8%	15.8%	16.6%	16.7%
% of FP17s for the same patient ID Re-attending between 3 & 9 months - Children	876	1,801	48.6%	57.1%	60.2%	57.4%
% of FP17s for the same patient ID Re-attending between 3 & 9 months - Adults	1,395	3,157	44.2%	48.6%	52.0%	50.5%
% of FP17s for Band 1 Urgent Courses	347	4,596	7.6%	9.6%	9.4%	9.1%
% of FP17s Relating to Free Repair or Replacements	49	4,596	1.1%	0.7%	0.7%	0.8%
% of FP17s Relating to Continuations	15	4,596	0.3%	0.9%	1.2%	1.3%
% of Patients satisfied with the dentistry they have received	5	6	N/A	93.3%	93.6%	93.2%
% of Patients satisfied with the time they had to wait for an appointment	6	6	N/A	89.2%	89.1%	89.0%

\* This is based on patients treated on this contract for their most recent course of treatment. Figures in italics indicate the base number of FP17s or Patient Questionnaire responses are less than 100. N/A is shown where the base number of responses is less than 10 during the period. % is calculated as Quantity/Base number\*100

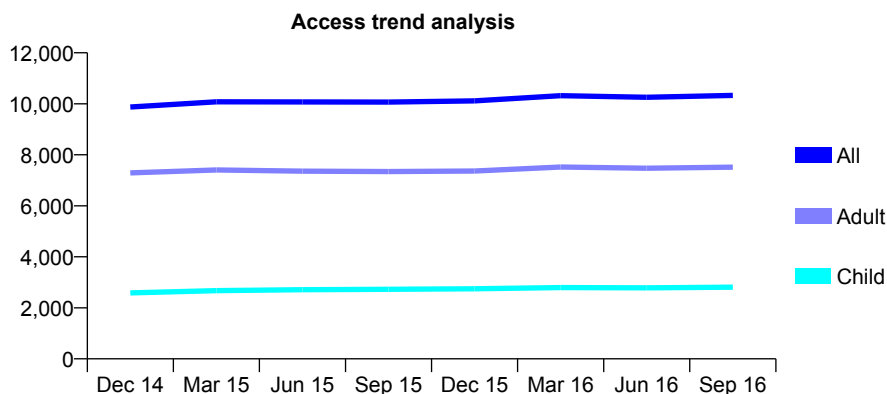
## Q69 - Vital Signs At a Glance Contract Report for 184179/0003 - September 2016

Name or company name	Rodericks Limited and the Dental House Li
Contract type name	GDS Contract
Purpose of contract	General
Contract start date	16/11/2009
Contract end date	

16/17 Contracted general activity (UDA)	25,000
Carry forward general activity (UDA)	0
16/17 Contracted orthodontic activity (UOA)	0
Carry forward orthodontic activity (UOA)	0
Baseline contract value	£616,681.99

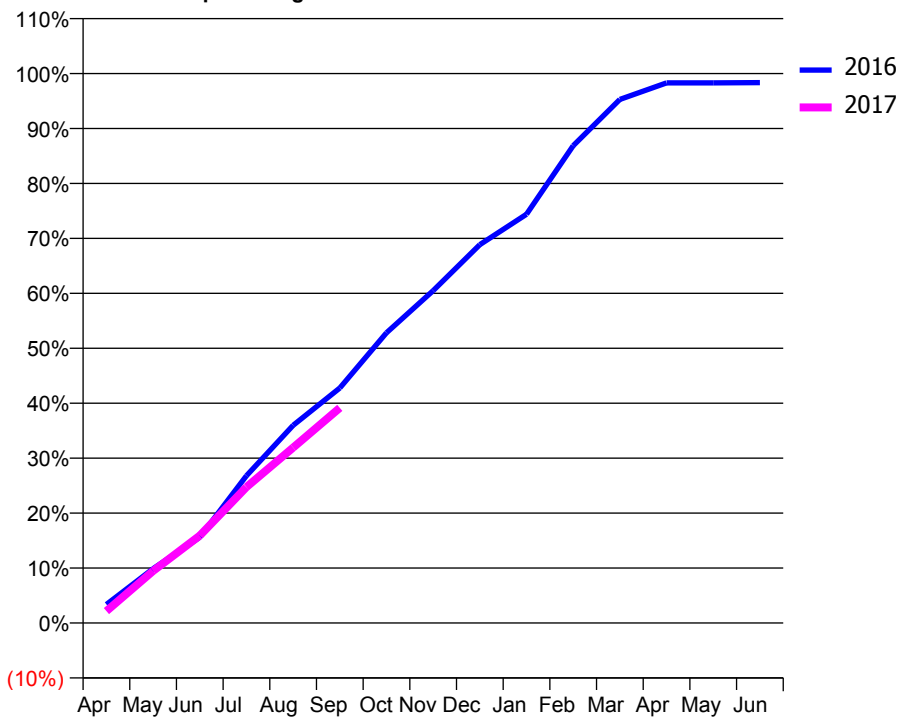
### ACCESS\*

Patients seen in 24 months	Total	Change since previous quarter
Quarter ending September 2015	10,069	
Quarter ending December 2015	10,113	→
Quarter ending March 2016	10,319	↑
Quarter ending June 2016	10,258	→
Quarter ending September 2016	10,330	→
<b>Variance since September 2015</b>	<b>2.6%</b>	<b>↑</b>



### ACTIVITY

Cumulative percentage of contracted UDA delivered 2016 & 2017



Month	Adjusted Scheduled Activity (UDA)	
	2016	2017
April	869	542
May	2,532	2,368
June	3,997	3,977
July	6,857	6,185
August	9,204	7,982
September	10,945	9,790
October	13,513	
November	15,479	
December	17,617	
January	19,038	
February	22,228	
March	24,380	
April	25,150	
May	25,150	
June	25,162	

### QUALITY

	Quantity	Base Number	Contract	AT	Region	England
% of FP17s for the same patient ID Re-attending within 3 months - Children	77	1,822	4.2%	11.9%	11.8%	12.4%
% of FP17s for the same patient ID Re-attending within 3 months - Adults	443	4,351	10.2%	15.8%	16.6%	16.7%
% of FP17s for the same patient ID Re-attending between 3 & 9 months - Children	1,029	1,822	56.5%	57.1%	60.2%	57.4%
% of FP17s for the same patient ID Re-attending between 3 & 9 months - Adults	2,341	4,351	53.8%	48.6%	52.0%	50.5%
% of FP17s for Band 1 Urgent Courses	217	5,153	4.2%	9.6%	9.4%	9.1%
% of FP17s Relating to Free Repair or Replacements	40	5,153	0.8%	0.7%	0.7%	0.8%
% of FP17s Relating to Continuations	22	5,153	0.4%	0.9%	1.2%	1.3%
% of Patients satisfied with the dentistry they have received	4	5	N/A	93.3%	93.6%	93.2%
% of Patients satisfied with the time they had to wait for an appointment	3	5	N/A	89.2%	89.1%	89.0%

\* This is based on patients treated on this contract for their most recent course of treatment. Figures in italics indicate the base number of FP17s or Patient Questionnaire responses are less than 100. N/A is shown where the base number of responses is less than 10 during the period. % is calculated as Quantity/Base number\*100

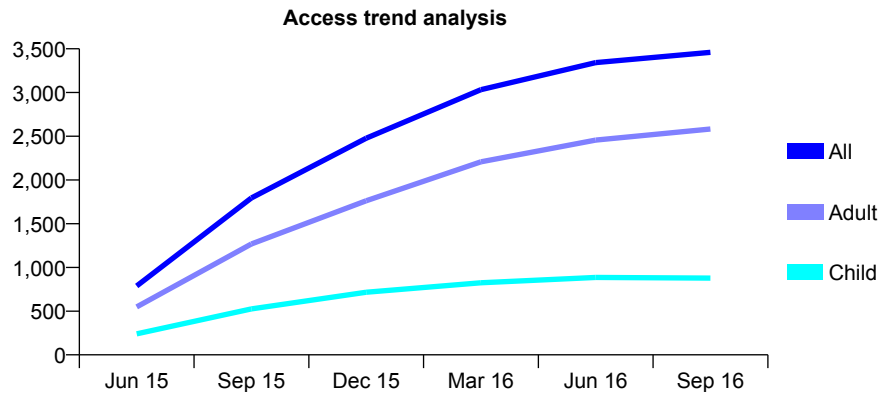
## Q69 - Vital Signs At a Glance Contract Report for 184373/0001 - September 2016

Name or company name	Valentine MacGreevy, Arti Sharma and Shi
Contract type name	GDS Contract
Purpose of contract	General
Contract start date	01/04/2015
Contract end date	

16/17 Contracted general activity (UDA)	11,814
Carry forward general activity (UDA)	0
16/17 Contracted orthodontic activity (UOA)	0
Carry forward orthodontic activity (UOA)	0
Baseline contract value	£312,875.70

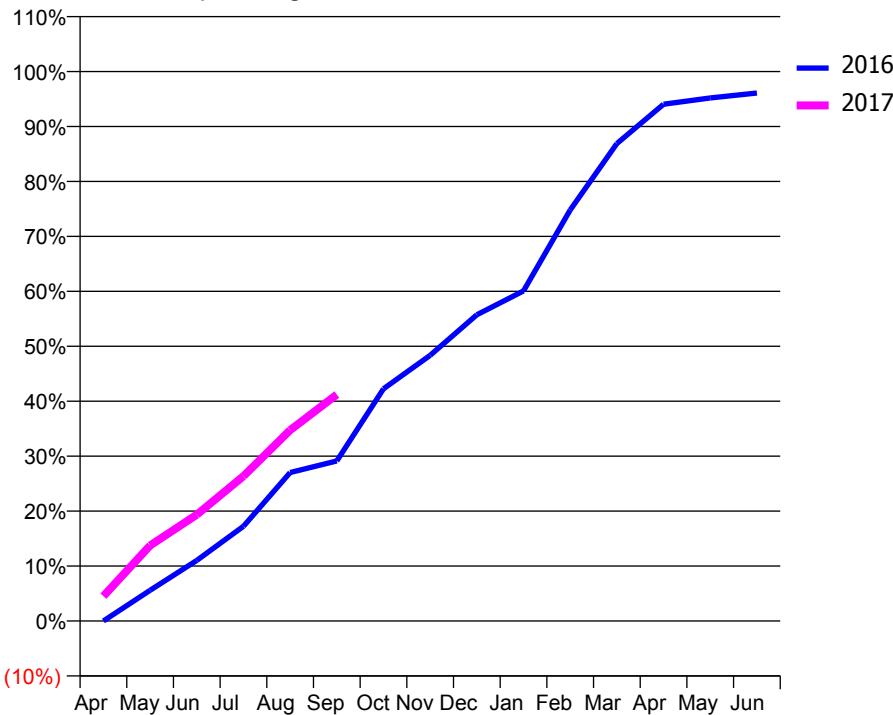
### ACCESS\*

Patients seen in 24 months	Total	Change since previous quarter
Quarter ending September 2015	1,794	
Quarter ending December 2015	2,478	↑
Quarter ending March 2016	3,032	↑
Quarter ending June 2016	3,342	↑
Quarter ending September 2016	3,459	↑
<b>Variance since September 2015</b>	<b>92.8%</b>	<b>↑</b>



### ACTIVITY

Cumulative percentage of contracted UDA delivered 2016 & 2017



Month	Adjusted Scheduled Activity (UDA)	
	2016	2017
April	0	535
May	649	1,625
June	1,282	2,287
July	2,003	3,114
August	3,139	4,103
September	3,385	4,870
October	4,911	
November	5,617	
December	6,475	
January	6,980	
February	8,691	
March	10,097	
April	10,927	
May	11,060	
June	11,166	

### QUALITY

	Quantity	Base Number	Contract	AT	Region	England
% of FP17s for the same patient ID Re-attending within 3 months - Children	52	774	6.7%	11.9%	11.8%	12.4%
% of FP17s for the same patient ID Re-attending within 3 months - Adults	303	2,080	14.6%	15.8%	16.6%	16.7%
% of FP17s for the same patient ID Re-attending between 3 & 9 months - Children	441	774	57.0%	57.1%	60.2%	57.4%
% of FP17s for the same patient ID Re-attending between 3 & 9 months - Adults	1,084	2,080	52.1%	48.6%	52.0%	50.5%
% of FP17s for Band 1 Urgent Courses	259	2,454	10.6%	9.6%	9.4%	9.1%
% of FP17s Relating to Free Repair or Replacements	13	2,454	0.5%	0.7%	0.7%	0.8%
% of FP17s Relating to Continuations	27	2,454	1.1%	0.9%	1.2%	1.3%
% of Patients satisfied with the dentistry they have received	5	5	N/A	93.3%	93.6%	93.2%
% of Patients satisfied with the time they had to wait for an appointment	5	5	N/A	89.2%	89.1%	89.0%

\* This is based on patients treated on this contract for their most recent course of treatment. Figures in italics indicate the base number of FP17s or Patient Questionnaire responses are less than 100. N/A is shown where the base number of responses is less than 10 during the period. % is calculated as Quantity/Base number\*100

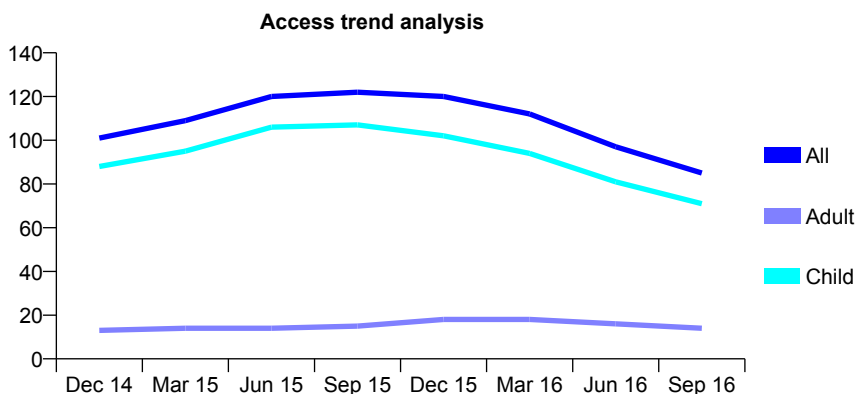
## Q69 - Vital Signs At a Glance Contract Report for 186171/0001 - September 2016

Name or company name	MR AK MURGAI
Contract type name	GDS Contract
Purpose of contract	General
Contract start date	28/02/2014
Contract end date	

16/17 Contracted general activity (UDA)	200
Carry forward general activity (UDA)	0
16/17 Contracted orthodontic activity (UOA)	0
Carry forward orthodontic activity (UOA)	0
Baseline contract value	£4,660.90

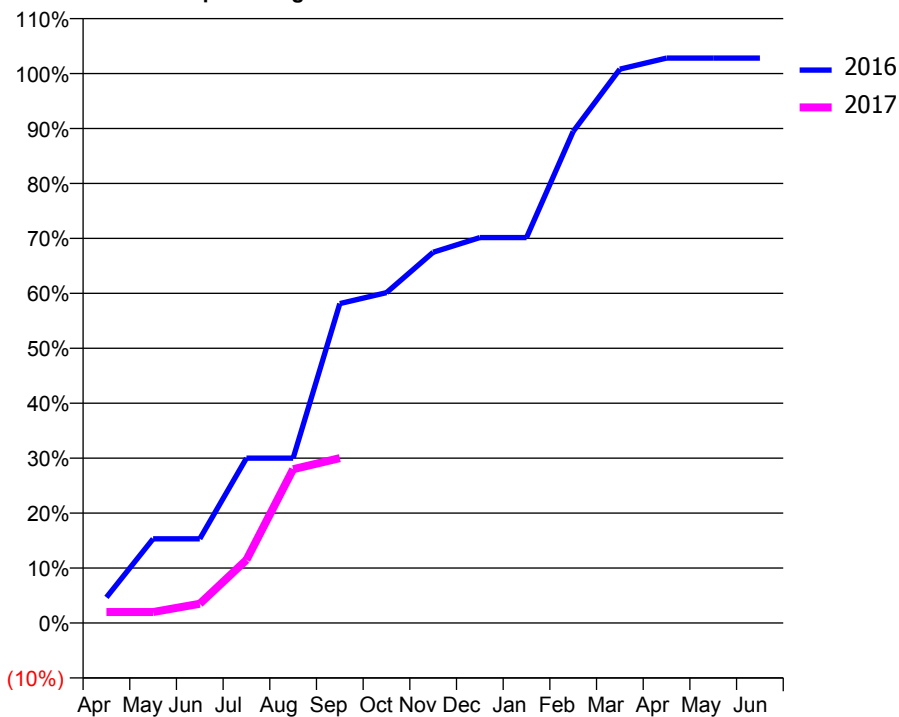
### ACCESS\*

Patients seen in 24 months	Total	Change since previous quarter
Quarter ending September 2015	122	
Quarter ending December 2015	120	↓
Quarter ending March 2016	112	↓
Quarter ending June 2016	97	↓
Quarter ending September 2016	85	↓
<b>Variance since September 2015</b>	<b>(30.3%)</b>	<b>↓</b>



### ACTIVITY

Cumulative percentage of contracted UDA delivered 2016 & 2017



Month	Adjusted Scheduled Activity (UDA)	
	2016	2017
April	7	4
May	23	4
June	23	7
July	45	23
August	45	56
September	87	60
October	90	
November	101	
December	105	
January	105	
February	134	
March	151	
April	154	
May	154	
June	154	

### QUALITY

	Quantity	Base Number	Contract	AT	Region	England
% of FP17s for the same patient ID Re-attending within 3 months - Children	0	33	0.0%	11.9%	11.8%	12.4%
% of FP17s for the same patient ID Re-attending within 3 months - Adults	0	3	0.0%	15.8%	16.6%	16.7%
% of FP17s for the same patient ID Re-attending between 3 & 9 months - Children	16	33	48.5%	57.1%	60.2%	57.4%
% of FP17s for the same patient ID Re-attending between 3 & 9 months - Adults	0	3	0.0%	48.6%	52.0%	50.5%
% of FP17s for Band 1 Urgent Courses	0	33	0.0%	9.6%	9.4%	9.1%
% of FP17s Relating to Free Repair or Replacements	0	33	0.0%	0.7%	0.7%	0.8%
% of FP17s Relating to Continuations	0	33	0.0%	0.9%	1.2%	1.3%
% of Patients satisfied with the dentistry they have received	0	0	N/A	93.3%	93.6%	93.2%
% of Patients satisfied with the time they had to wait for an appointment	0	0	N/A	89.2%	89.1%	89.0%

\* This is based on patients treated on this contract for their most recent course of treatment. Figures in italics indicate the base number of FP17s or Patient Questionnaire responses are less than 100. N/A is shown where the base number of responses is less than 10 during the period. % is calculated as Quantity/Base number\*100

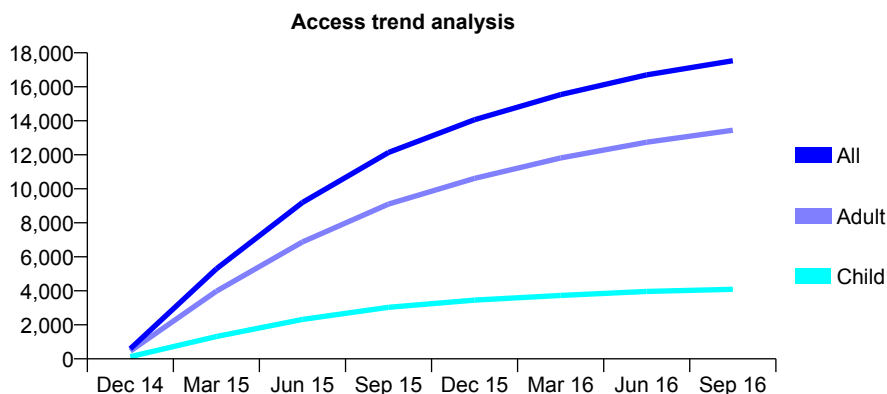
## Q69 - Vital Signs At a Glance Contract Report for 186201/0001 - September 2016

Name or company name	Perfect Smile Bracknell Limited
Contract type name	GDS Contract
Purpose of contract	General
Contract start date	01/11/2014
Contract end date	

16/17 Contracted general activity (UDA)	48,508
Carry forward general activity (UDA)	0
16/17 Contracted orthodontic activity (UOA)	0
Carry forward orthodontic activity (UOA)	0
Baseline contract value	£1,205,292.52

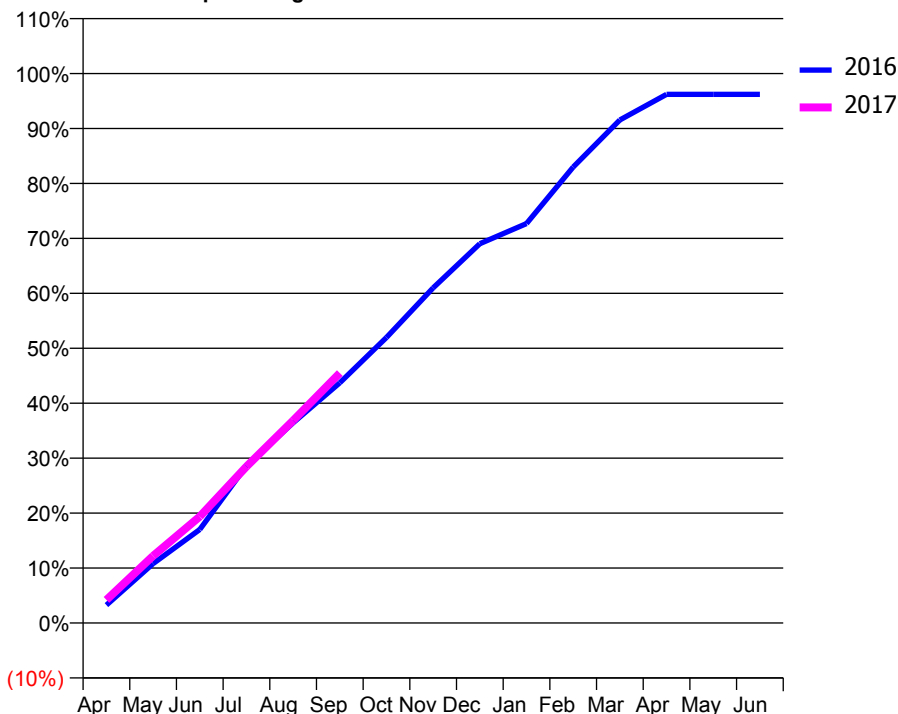
### ACCESS\*

Patients seen in 24 months	Total	Change since previous quarter
Quarter ending September 2015	12,135	
Quarter ending December 2015	14,070	↑
Quarter ending March 2016	15,543	↑
Quarter ending June 2016	16,702	↑
Quarter ending September 2016	17,534	↑
<b>Variance since September 2015</b>	<b>44.5%</b>	<b>↑</b>



### ACTIVITY

Cumulative percentage of contracted UDA delivered 2016 & 2017



Month	Adjusted Scheduled Activity (UDA)	
	2016	2017
April	1,657	2,038
May	5,495	5,925
June	8,642	9,400
July	14,540	13,817
August	18,509	17,872
September	22,199	22,066
October	26,392	
November	30,974	
December	35,057	
January	36,923	
February	42,146	
March	46,496	
April	48,862	
May	48,862	
June	48,862	

### QUALITY

	Quantity	Base Number	Contract	AT	Region	England
% of FP17s for the same patient ID Re-attending within 3 months - Children	224	2,912	7.7%	11.9%	11.8%	12.4%
% of FP17s for the same patient ID Re-attending within 3 months - Adults	1,633	8,283	19.7%	15.8%	16.6%	16.7%
% of FP17s for the same patient ID Re-attending between 3 & 9 months - Children	1,272	2,912	43.7%	57.1%	60.2%	57.4%
% of FP17s for the same patient ID Re-attending between 3 & 9 months - Adults	3,083	8,283	37.2%	48.6%	52.0%	50.5%
% of FP17s for Band 1 Urgent Courses	1,065	10,340	10.3%	9.6%	9.4%	9.1%
% of FP17s Relating to Free Repair or Replacements	111	10,340	1.1%	0.7%	0.7%	0.8%
% of FP17s Relating to Continuations	390	10,340	3.8%	0.9%	1.2%	1.3%
% of Patients satisfied with the dentistry they have received	17	18	94.4%	93.3%	93.6%	93.2%
% of Patients satisfied with the time they had to wait for an appointment	16	18	88.9%	89.2%	89.1%	89.0%

\* This is based on patients treated on this contract for their most recent course of treatment. Figures in italics indicate the base number of FP17s or Patient Questionnaire responses are less than 100. N/A is shown where the base number of responses is less than 10 during the period. % is calculated as Quantity/Base number\*100

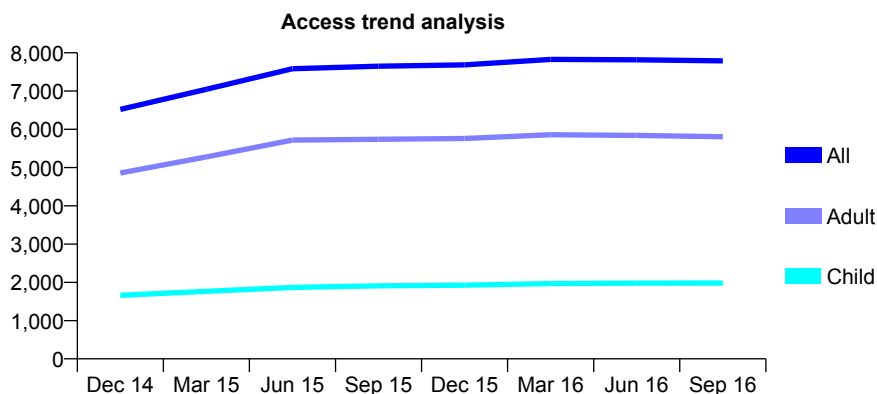
## Q69 - Vital Signs At a Glance Contract Report for 186929/0001 - September 2016

Name or company name	Smile Care Twyford Limited
Contract type name	GDS Contract
Purpose of contract	General
Contract start date	01/07/2013
Contract end date	

16/17 Contracted general activity (UDA)	15,956
Carry forward general activity (UDA)	239
16/17 Contracted orthodontic activity (UOA)	0
Carry forward orthodontic activity (UOA)	0
Baseline contract value	£374,646.89

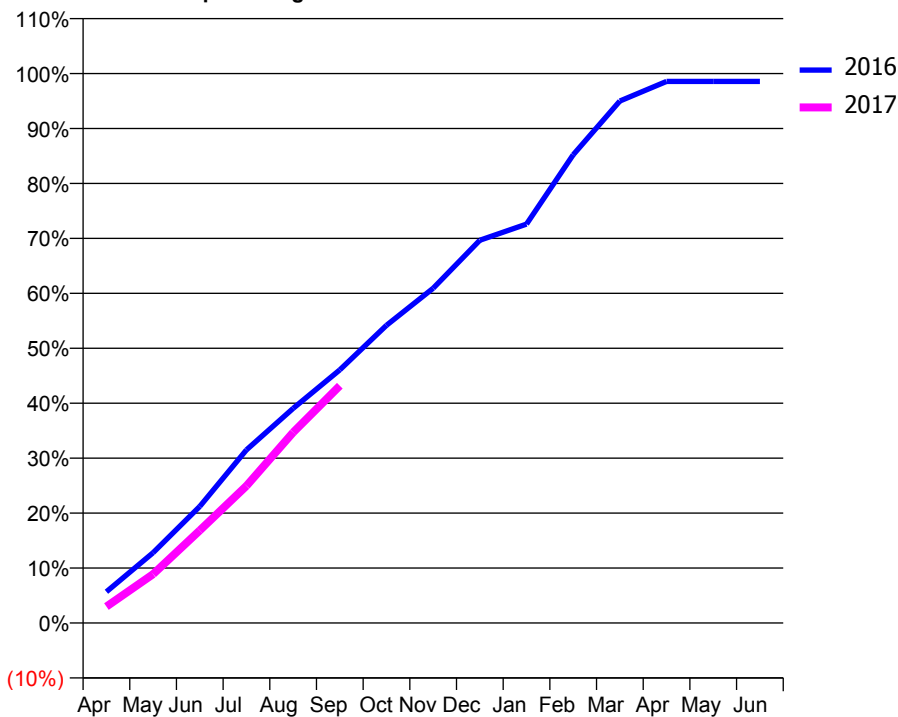
### ACCESS\*

Patients seen in 24 months	Total	Change since previous quarter
Quarter ending September 2015	7,649	
Quarter ending December 2015	7,686	→
Quarter ending March 2016	7,827	→
Quarter ending June 2016	7,817	→
Quarter ending September 2016	7,789	→
<b>Variance since September 2015</b>	<b>1.8%</b>	<b>→</b>



### ACTIVITY

Cumulative percentage of contracted UDA delivered 2016 & 2017



Month	Adjusted Scheduled Activity (UDA)	
	2016	2017
April	949	478
May	2,139	1,418
June	3,544	2,689
July	5,263	3,981
August	6,526	5,535
September	7,695	6,891
October	9,053	
November	10,179	
December	11,635	
January	12,130	
February	14,237	
March	15,868	
April	16,464	
May	16,467	
June	16,467	

### QUALITY

	Quantity	Base Number	Contract	AT	Region	England
% of FP17s for the same patient ID Re-attending within 3 months - Children	70	1,314	5.3%	11.9%	11.8%	12.4%
% of FP17s for the same patient ID Re-attending within 3 months - Adults	461	3,441	13.4%	15.8%	16.6%	16.7%
% of FP17s for the same patient ID Re-attending between 3 & 9 months - Children	789	1,314	60.0%	57.1%	60.2%	57.4%
% of FP17s for the same patient ID Re-attending between 3 & 9 months - Adults	1,701	3,441	49.4%	48.6%	52.0%	50.5%
% of FP17s for Band 1 Urgent Courses	349	4,080	8.6%	9.6%	9.4%	9.1%
% of FP17s Relating to Free Repair or Replacements	31	4,080	0.8%	0.7%	0.7%	0.8%
% of FP17s Relating to Continuations	24	4,080	0.6%	0.9%	1.2%	1.3%
% of Patients satisfied with the dentistry they have received	10	11	90.9%	93.3%	93.6%	93.2%
% of Patients satisfied with the time they had to wait for an appointment	10	11	90.9%	89.2%	89.1%	89.0%

\* This is based on patients treated on this contract for their most recent course of treatment. Figures in italics indicate the base number of FP17s or Patient Questionnaire responses are less than 100. N/A is shown where the base number of responses is less than 10 during the period. % is calculated as Quantity/Base number\*100



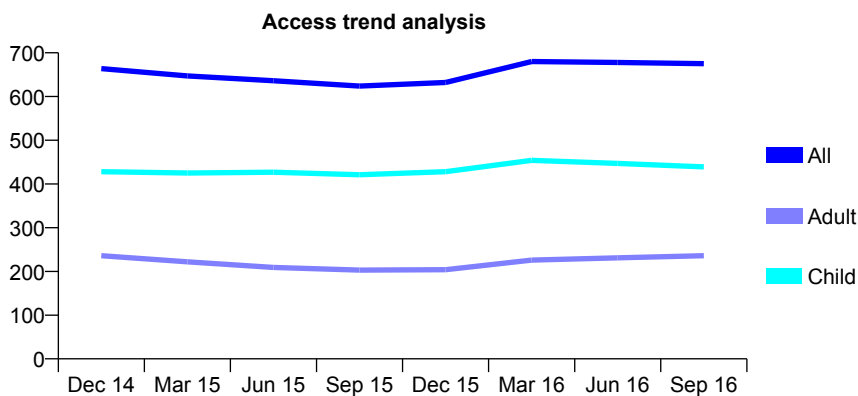
## Q69 - Vital Signs At a Glance Contract Report for 188921/0001 - September 2016

Name or company name	Portman Healthcare Limited
Contract type name	GDS Contract
Purpose of contract	General
Contract start date	01/07/2009
Contract end date	

16/17 Contracted general activity (UDA)	1,308
Carry forward general activity (UDA)	0
16/17 Contracted orthodontic activity (UOA)	0
Carry forward orthodontic activity (UOA)	0
Baseline contract value	£30,920.51

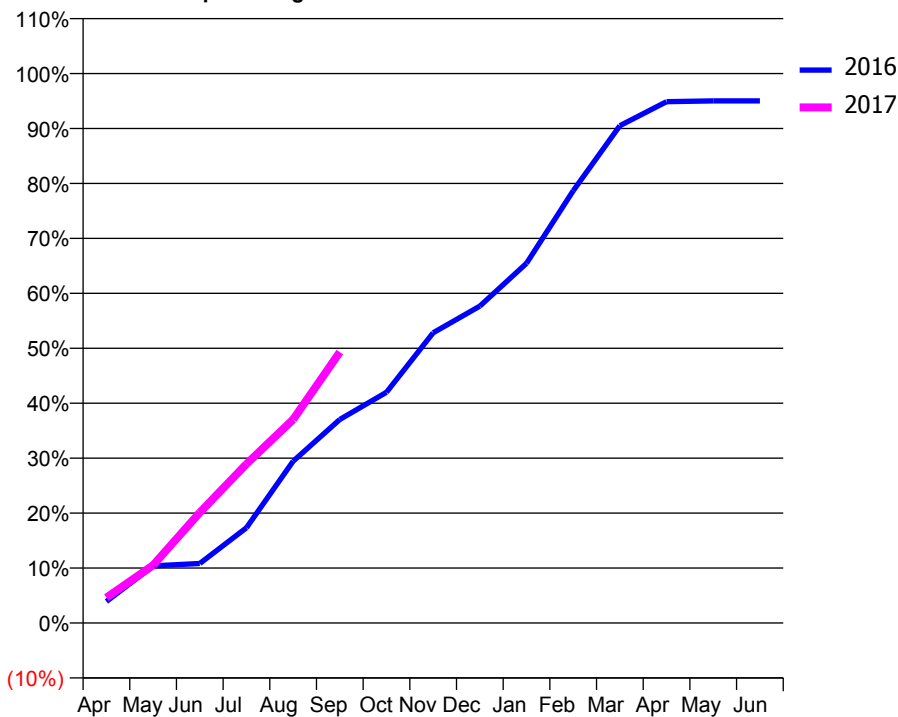
### ACCESS\*

Patients seen in 24 months	Total	Change since previous quarter
Quarter ending September 2015	624	
Quarter ending December 2015	632	→
Quarter ending March 2016	680	↑
Quarter ending June 2016	678	→
Quarter ending September 2016	675	→
<b>Variance since September 2015</b>	<b>8.2%</b>	<b>↑</b>



### ACTIVITY

Cumulative percentage of contracted UDA delivered 2016 & 2017



Adjusted Scheduled Activity (UDA)

Month	2016	2017
April	55	60
May	146	138
June	152	263
July	244	378
August	414	485
September	521	645
October	590	
November	743	
December	811	
January	920	
February	1,106	
March	1,272	
April	1,334	
May	1,336	
June	1,336	

### QUALITY

	Quantity	Base Number	Contract	AT	Region	England
% of FP17s for the same patient ID Re-attending within 3 months - Children	16	338	4.7%	11.9%	11.8%	12.4%
% of FP17s for the same patient ID Re-attending within 3 months - Adults	8	132	6.1%	15.8%	16.6%	16.7%
% of FP17s for the same patient ID Re-attending between 3 & 9 months - Children	204	338	60.4%	57.1%	60.2%	57.4%
% of FP17s for the same patient ID Re-attending between 3 & 9 months - Adults	53	132	40.2%	48.6%	52.0%	50.5%
% of FP17s for Band 1 Urgent Courses	9	425	2.1%	9.6%	9.4%	9.1%
% of FP17s Relating to Free Repair or Replacements	1	425	0.2%	0.7%	0.7%	0.8%
% of FP17s Relating to Continuations	1	425	0.2%	0.9%	1.2%	1.3%
% of Patients satisfied with the dentistry they have received	2	2	N/A	93.3%	93.6%	93.2%
% of Patients satisfied with the time they had to wait for an appointment	2	2	N/A	89.2%	89.1%	89.0%

\* This is based on patients treated on this contract for their most recent course of treatment. Figures in italics indicate the base number of FP17s or Patient Questionnaire responses are less than 100. N/A is shown where the base number of responses is less than 10 during the period. % is calculated as Quantity/Base number\*100

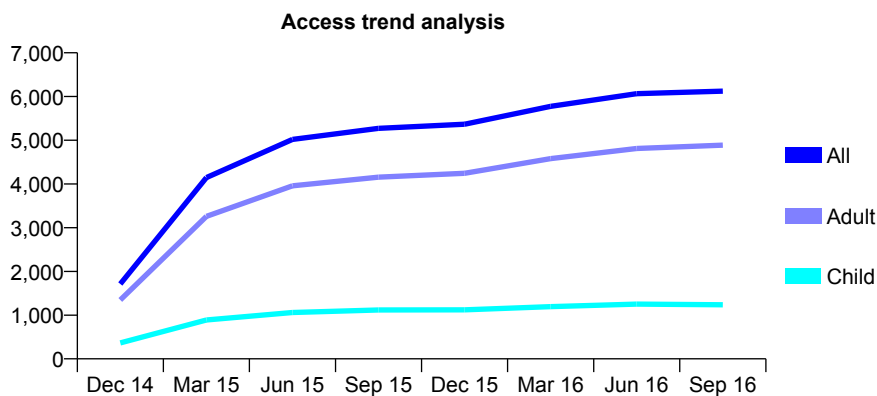
## Q69 - Vital Signs At a Glance Contract Report for 189855/0001 - September 2016

Name or company name	Halford House Dental Partnership
Contract type name	GDS Contract
Purpose of contract	General
Contract start date	14/10/2014
Contract end date	

16/17 Contracted general activity (UDA)	19,855
Carry forward general activity (UDA)	0
16/17 Contracted orthodontic activity (UOA)	0
Carry forward orthodontic activity (UOA)	0
Baseline contract value	£431,102.66

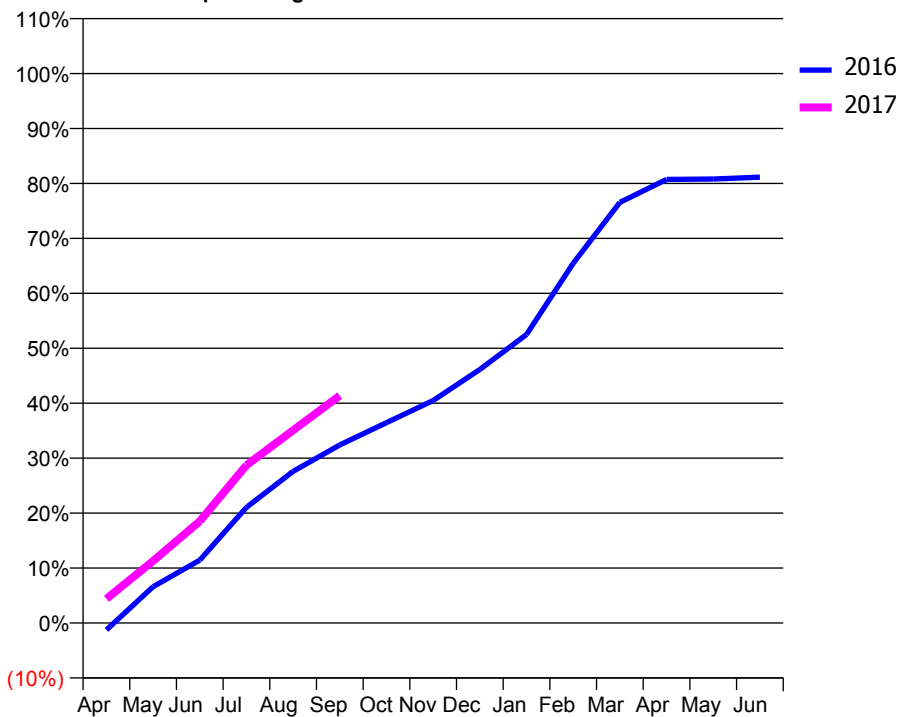
### ACCESS\*

Patients seen in 24 months	Total	Change since previous quarter
Quarter ending September 2015	5,273	
Quarter ending December 2015	5,367	→
Quarter ending March 2016	5,775	↑
Quarter ending June 2016	6,064	↑
Quarter ending September 2016	6,123	→
<b>Variance since September 2015</b>	<b>16.1%</b>	<b>↑</b>



### ACTIVITY

Cumulative percentage of contracted UDA delivered 2016 & 2017



Month	Adjusted Scheduled Activity (UDA)	
	2016	2017
April	-254	877
May	1,312	2,243
June	2,270	3,679
July	4,177	5,702
August	5,480	6,965
September	6,437	8,219
October	7,240	
November	8,040	
December	9,162	
January	10,425	
February	12,998	
March	15,197	
April	16,028	
May	16,040	
June	16,112	

### QUALITY

	Quantity	Base Number	Contract	AT	Region	England
% of FP17s for the same patient ID Re-attending within 3 months - Children	46	927	5.0%	11.9%	11.8%	12.4%
% of FP17s for the same patient ID Re-attending within 3 months - Adults	580	3,907	14.8%	15.8%	16.6%	16.7%
% of FP17s for the same patient ID Re-attending between 3 & 9 months - Children	597	927	64.4%	57.1%	60.2%	57.4%
% of FP17s for the same patient ID Re-attending between 3 & 9 months - Adults	2,377	3,907	60.8%	48.6%	52.0%	50.5%
% of FP17s for Band 1 Urgent Courses	266	4,367	6.1%	9.6%	9.4%	9.1%
% of FP17s Relating to Free Repair or Replacements	47	4,367	1.1%	0.7%	0.7%	0.8%
% of FP17s Relating to Continuations	79	4,367	1.8%	0.9%	1.2%	1.3%
% of Patients satisfied with the dentistry they have received	9	9	N/A	93.3%	93.6%	93.2%
% of Patients satisfied with the time they had to wait for an appointment	8	9	N/A	89.2%	89.1%	89.0%

\* This is based on patients treated on this contract for their most recent course of treatment. Figures in italics indicate the base number of FP17s or Patient Questionnaire responses are less than 100. N/A is shown where the base number of responses is less than 10 during the period. % is calculated as Quantity/Base number\*100

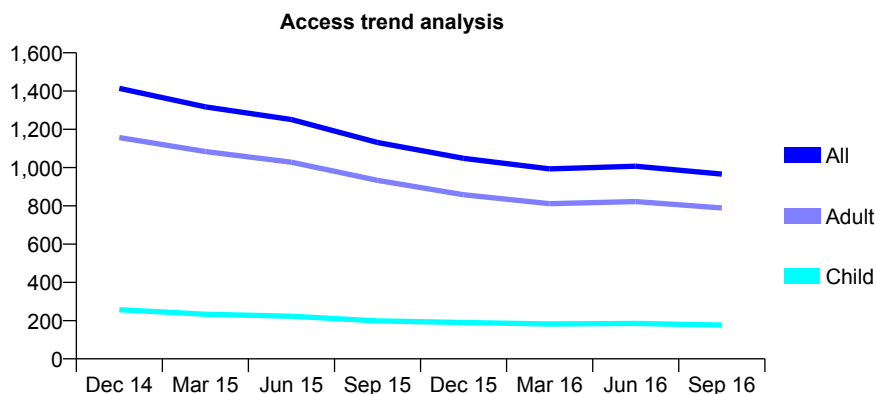
## Q69 - Vital Signs At a Glance Contract Report for 190764/0001 - September 2016

Name or company name	The Dental Practice
Contract type name	GDS Contract
Purpose of contract	General
Contract start date	01/08/2012
Contract end date	

16/17 Contracted general activity (UDA)	4,946
Carry forward general activity (UDA)	0
16/17 Contracted orthodontic activity (UOA)	0
Carry forward orthodontic activity (UOA)	0
Baseline contract value	£117,790.10

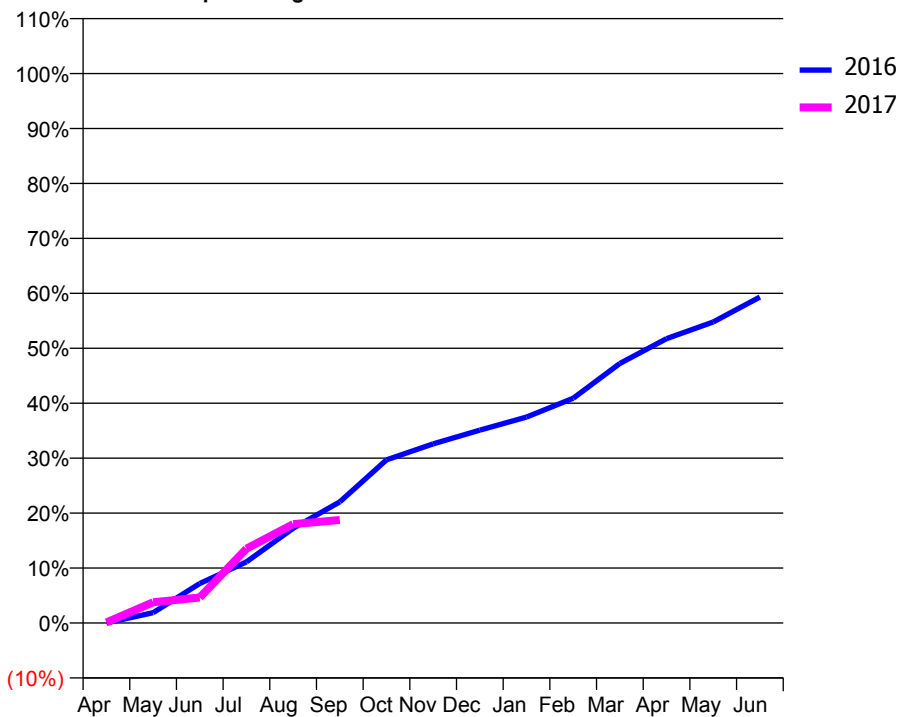
### ACCESS\*

Patients seen in 24 months	Total	Change since previous quarter
Quarter ending September 2015	1,131	
Quarter ending December 2015	1,048	↓
Quarter ending March 2016	993	↓
Quarter ending June 2016	1,007	→
Quarter ending September 2016	966	↓
<b>Variance since September 2015</b>	<b>(14.6%)</b>	<b>↓</b>



### ACTIVITY

Cumulative percentage of contracted UDA delivered 2016 & 2017



Month	Adjusted Scheduled Activity (UDA)	
	2016	2017
April	0	6
May	93	187
June	356	229
July	551	669
August	852	890
September	1,090	927
October	1,469	
November	1,612	
December	1,736	
January	1,853	
February	2,023	
March	2,336	
April	2,559	
May	2,710	
June	2,933	

### QUALITY

	Quantity	Base Number	Contract	AT	Region	England
% of FP17s for the same patient ID Re-attending within 3 months - Children	4	97	4.1%	11.9%	11.8%	12.4%
% of FP17s for the same patient ID Re-attending within 3 months - Adults	61	498	12.2%	15.8%	16.6%	16.7%
% of FP17s for the same patient ID Re-attending between 3 & 9 months - Children	38	97	39.2%	57.1%	60.2%	57.4%
% of FP17s for the same patient ID Re-attending between 3 & 9 months - Adults	218	498	43.8%	48.6%	52.0%	50.5%
% of FP17s for Band 1 Urgent Courses	39	347	11.2%	9.6%	9.4%	9.1%
% of FP17s Relating to Free Repair or Replacements	5	347	1.4%	0.7%	0.7%	0.8%
% of FP17s Relating to Continuations	2	347	0.6%	0.9%	1.2%	1.3%
% of Patients satisfied with the dentistry they have received	3	3	N/A	93.3%	93.6%	93.2%
% of Patients satisfied with the time they had to wait for an appointment	2	3	N/A	89.2%	89.1%	89.0%

\* This is based on patients treated on this contract for their most recent course of treatment. Figures in italics indicate the base number of FP17s or Patient Questionnaire responses are less than 100. N/A is shown where the base number of responses is less than 10 during the period. % is calculated as Quantity/Base number\*100

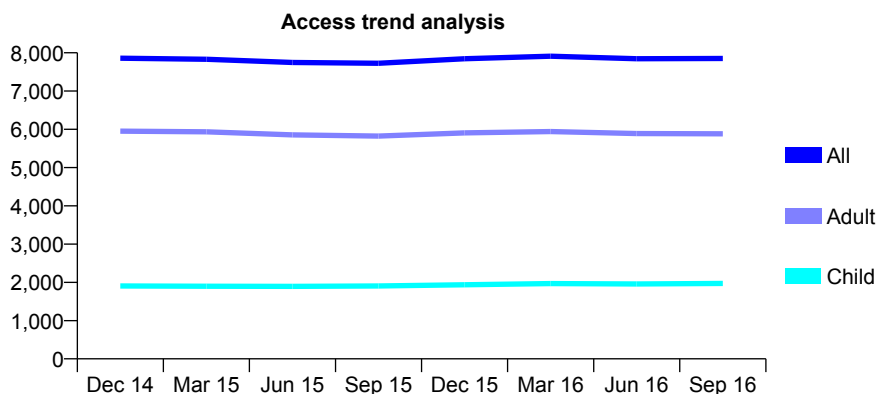
## Q69 - Vital Signs At a Glance Contract Report for 193550/0001 - September 2016

Name or company name	Banbury Dental Surgery
Contract type name	GDS Contract
Purpose of contract	General
Contract start date	01/08/2009
Contract end date	

16/17 Contracted general activity (UDA)	22,000
Carry forward general activity (UDA)	226
16/17 Contracted orthodontic activity (UOA)	0
Carry forward orthodontic activity (UOA)	0
Baseline contract value	£488,974.49

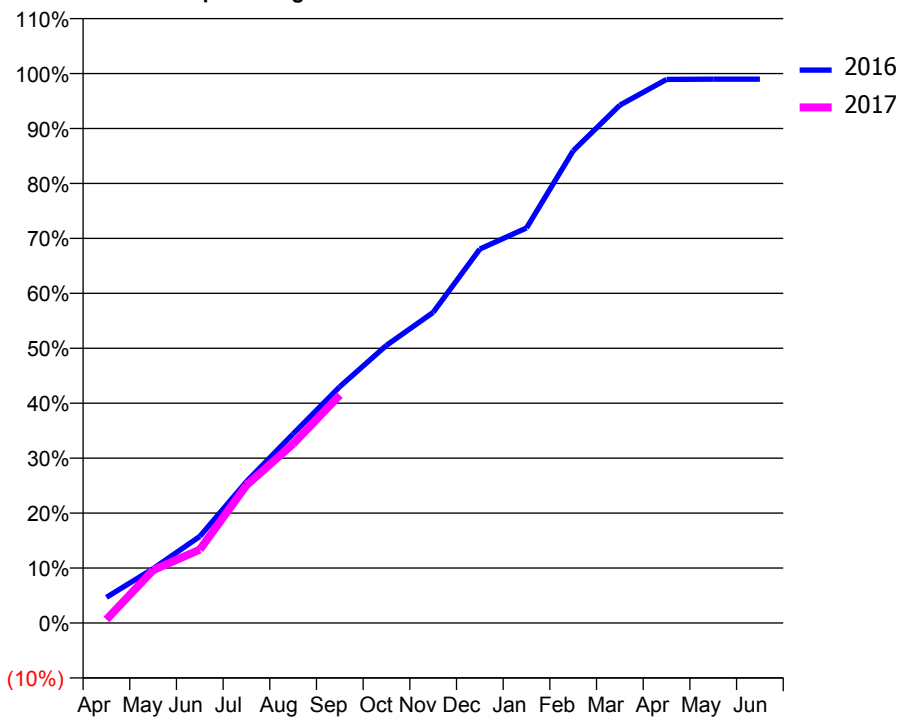
### ACCESS\*

Patients seen in 24 months	Total	Change since previous quarter
Quarter ending September 2015	7,727	
Quarter ending December 2015	7,846	→
Quarter ending March 2016	7,910	→
Quarter ending June 2016	7,846	→
Quarter ending September 2016	7,852	→
<b>Variance since September 2015</b>	<b>1.6%</b>	<b>→</b>



### ACTIVITY

Cumulative percentage of contracted UDA delivered 2016 & 2017



Month	Adjusted Scheduled Activity (UDA)	
	2016	2017
April	1,026	139
May	2,178	2,117
June	3,467	2,938
July	5,663	5,518
August	7,571	7,172
September	9,465	9,126
October	11,117	
November	12,437	
December	14,972	
January	15,818	
February	18,909	
March	20,732	
April	21,761	
May	21,777	
June	21,775	

### QUALITY

	Quantity	Base Number	Contract	AT	Region	England
% of FP17s for the same patient ID Re-attending within 3 months - Children	127	1,456	8.7%	11.9%	11.8%	12.4%
% of FP17s for the same patient ID Re-attending within 3 months - Adults	661	4,155	15.9%	15.8%	16.6%	16.7%
% of FP17s for the same patient ID Re-attending between 3 & 9 months - Children	815	1,456	56.0%	57.1%	60.2%	57.4%
% of FP17s for the same patient ID Re-attending between 3 & 9 months - Adults	2,170	4,155	52.2%	48.6%	52.0%	50.5%
% of FP17s for Band 1 Urgent Courses	572	4,980	11.5%	9.6%	9.4%	9.1%
% of FP17s Relating to Free Repair or Replacements	64	4,980	1.3%	0.7%	0.7%	0.8%
% of FP17s Relating to Continuations	42	4,980	0.8%	0.9%	1.2%	1.3%
% of Patients satisfied with the dentistry they have received	8	9	N/A	93.3%	93.6%	93.2%
% of Patients satisfied with the time they had to wait for an appointment	8	9	N/A	89.2%	89.1%	89.0%

\* This is based on patients treated on this contract for their most recent course of treatment. Figures in italics indicate the base number of FP17s or Patient Questionnaire responses are less than 100. N/A is shown where the base number of responses is less than 10 during the period. % is calculated as Quantity/Base number\*100

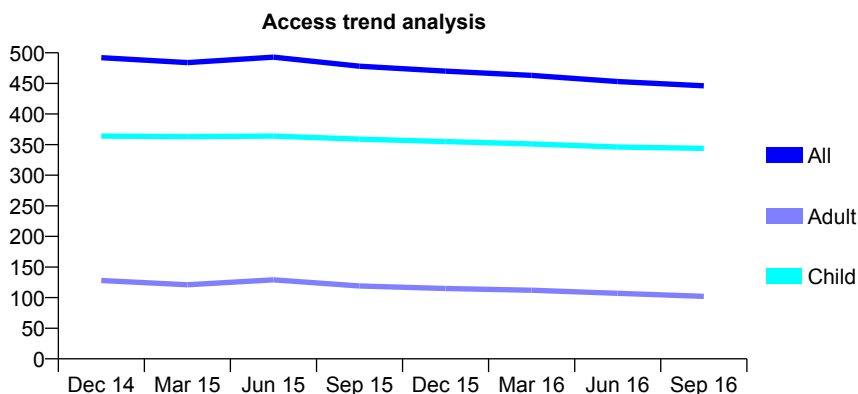
## Q69 - Vital Signs At a Glance Contract Report for 195057/0001 - September 2016

Name or company name	AM Dentalcare
Contract type name	GDS Contract
Purpose of contract	General
Contract start date	01/09/2011
Contract end date	

16/17 Contracted general activity (UDA)	1,000
Carry forward general activity (UDA)	-2
16/17 Contracted orthodontic activity (UOA)	0
Carry forward orthodontic activity (UOA)	0
Baseline contract value	£23,330.94

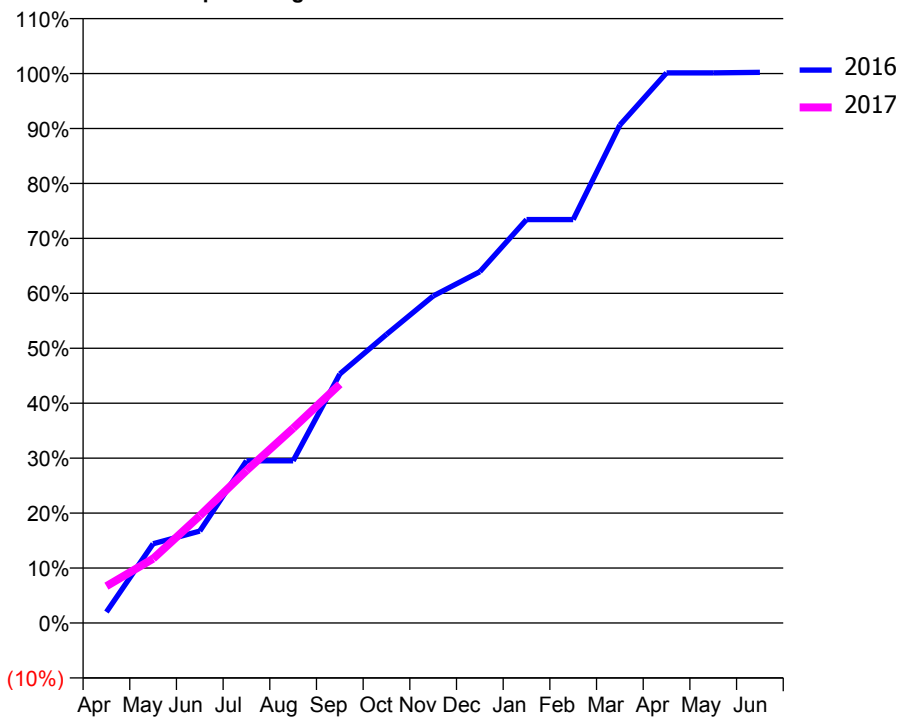
### ACCESS\*

Patients seen in 24 months	Total	Change since previous quarter
Quarter ending September 2015	478	
Quarter ending December 2015	470	↓
Quarter ending March 2016	463	↓
Quarter ending June 2016	453	↓
Quarter ending September 2016	446	↓
<b>Variance since September 2015</b>	<b>(6.7%)</b>	<b>↓</b>



### ACTIVITY

Cumulative percentage of contracted UDA delivered 2016 & 2017



Adjusted Scheduled Activity (UDA)

Month	2016	2017
April	20	67
May	144	117
June	167	195
July	295	277
August	295	354
September	453	435
October	525	
November	595	
December	639	
January	734	
February	734	
March	906	
April	1,001	
May	1,001	
June	1,002	

### QUALITY

	Quantity	Base Number	Contract	AT	Region	England
% of FP17s for the same patient ID Re-attending within 3 months - Children	14	290	4.8%	11.9%	11.8%	12.4%
% of FP17s for the same patient ID Re-attending within 3 months - Adults	13	60	21.7%	15.8%	16.6%	16.7%
% of FP17s for the same patient ID Re-attending between 3 & 9 months - Children	204	290	70.3%	57.1%	60.2%	57.4%
% of FP17s for the same patient ID Re-attending between 3 & 9 months - Adults	27	60	45.0%	48.6%	52.0%	50.5%
% of FP17s for Band 1 Urgent Courses	3	303	1.0%	9.6%	9.4%	9.1%
% of FP17s Relating to Free Repair or Replacements	0	303	0.0%	0.7%	0.7%	0.8%
% of FP17s Relating to Continuations	2	303	0.7%	0.9%	1.2%	1.3%
% of Patients satisfied with the dentistry they have received	0	0	N/A	93.3%	93.6%	93.2%
% of Patients satisfied with the time they had to wait for an appointment	0	0	N/A	89.2%	89.1%	89.0%

\* This is based on patients treated on this contract for their most recent course of treatment. Figures in italics indicate the base number of FP17s or Patient Questionnaire responses are less than 100. N/A is shown where the base number of responses is less than 10 during the period. % is calculated as Quantity/Base number\*100

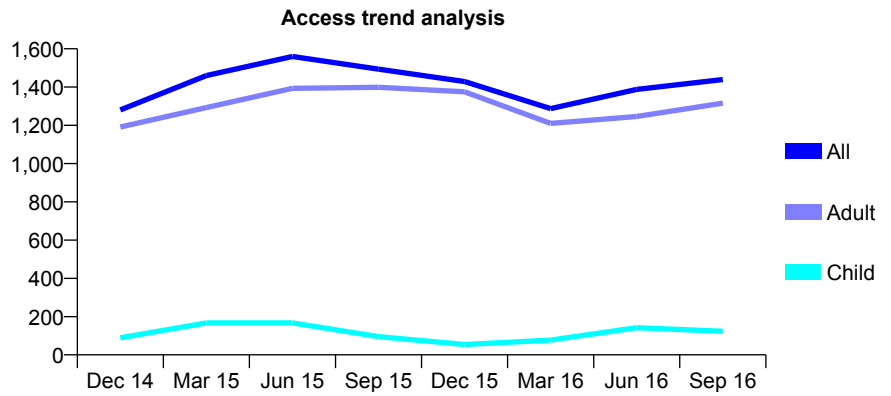
## Q69 - Vital Signs At a Glance Contract Report for 195472/0001 - September 2016

Name or company name	DA CLINICS LTD
Contract type name	GDS Contract
Purpose of contract	General
Contract start date	01/04/2008
Contract end date	

16/17 Contracted general activity (UDA)	5,053
Carry forward general activity (UDA)	0
16/17 Contracted orthodontic activity (UOA)	0
Carry forward orthodontic activity (UOA)	0
Baseline contract value	£102,651.29

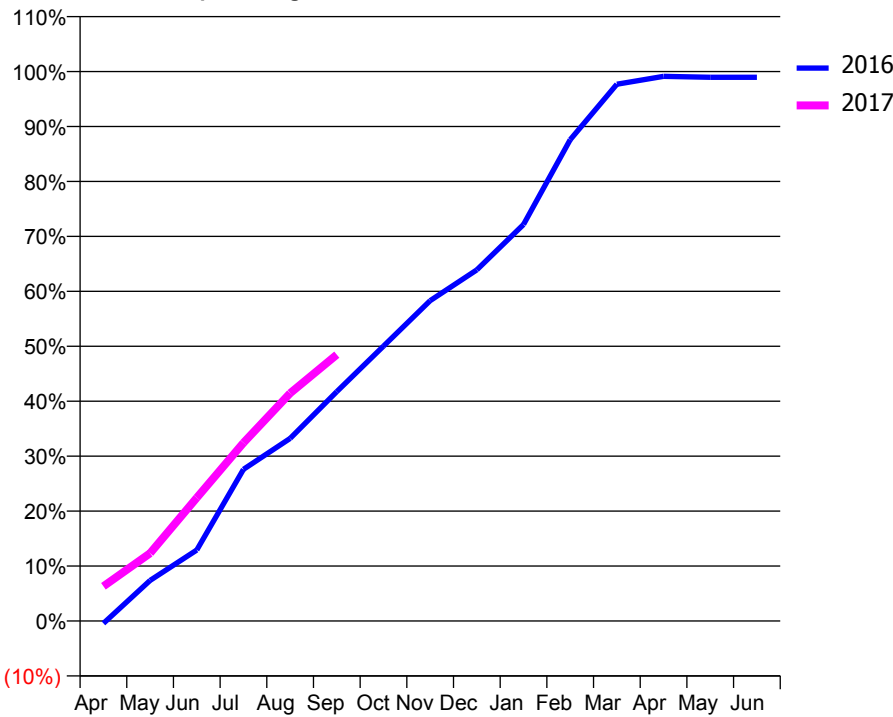
### ACCESS\*

Patients seen in 24 months	Total	Change since previous quarter
Quarter ending September 2015	1,494	
Quarter ending December 2015	1,429	↓
Quarter ending March 2016	1,287	↓
Quarter ending June 2016	1,388	↑
Quarter ending September 2016	1,439	↑
<b>Variance since September 2015</b>	<b>(3.7%)</b>	<b>↓</b>



### ACTIVITY

Cumulative percentage of contracted UDA delivered 2016 & 2017



Month	Adjusted Scheduled Activity (UDA)	
	2016	2017
April	-23	319
May	382	623
June	668	1,133
July	1,428	1,639
August	1,719	2,095
September	2,159	2,449
October	2,587	
November	3,015	
December	3,305	
January	3,733	
February	4,531	
March	5,052	
April	5,127	
May	5,117	
June	5,117	

### QUALITY

	Quantity	Base Number	Contract	AT	Region	England
% of FP17s for the same patient ID Re-attending within 3 months - Children	3	112	2.7%	11.9%	11.8%	12.4%
% of FP17s for the same patient ID Re-attending within 3 months - Adults	171	1,208	14.2%	15.8%	16.6%	16.7%
% of FP17s for the same patient ID Re-attending between 3 & 9 months - Children	19	112	17.0%	57.1%	60.2%	57.4%
% of FP17s for the same patient ID Re-attending between 3 & 9 months - Adults	769	1,208	63.7%	48.6%	52.0%	50.5%
% of FP17s for Band 1 Urgent Courses	65	1,305	5.0%	9.6%	9.4%	9.1%
% of FP17s Relating to Free Repair or Replacements	30	1,305	2.3%	0.7%	0.7%	0.8%
% of FP17s Relating to Continuations	38	1,305	2.9%	0.9%	1.2%	1.3%
% of Patients satisfied with the dentistry they have received	4	4	N/A	93.3%	93.6%	93.2%
% of Patients satisfied with the time they had to wait for an appointment	4	4	N/A	89.2%	89.1%	89.0%

\* This is based on patients treated on this contract for their most recent course of treatment. Figures in italics indicate the base number of FP17s or Patient Questionnaire responses are less than 100. N/A is shown where the base number of responses is less than 10 during the period. % is calculated as Quantity/Base number\*100

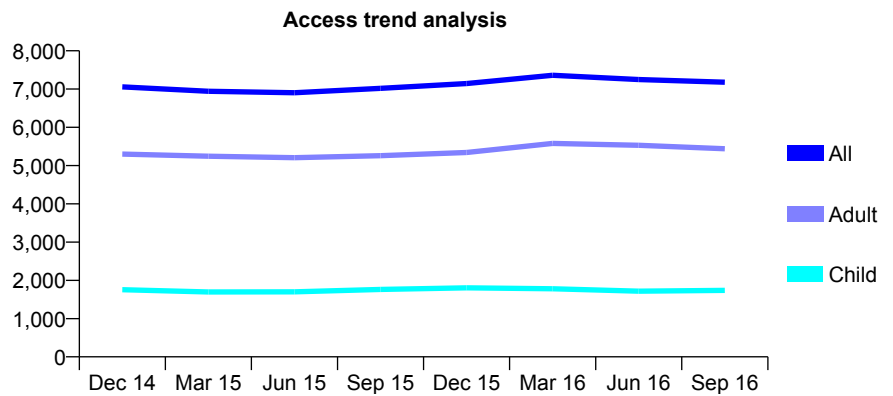
## Q69 - Vital Signs At a Glance Contract Report for 195472/0002 - September 2016

Name or company name	DA CLINICS LTD
Contract type name	GDS Contract
Purpose of contract	General
Contract start date	01/04/2008
Contract end date	

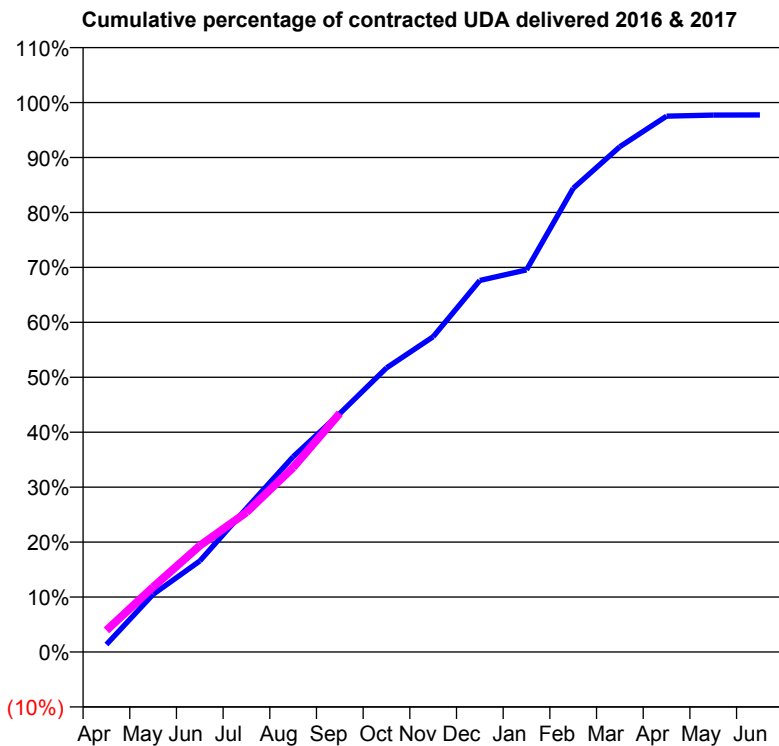
16/17 Contracted general activity (UDA)	22,660
Carry forward general activity (UDA)	0
16/17 Contracted orthodontic activity (UOA)	0
Carry forward orthodontic activity (UOA)	0
Baseline contract value	£544,676.71

### ACCESS\*

Patients seen in 24 months	Total	Change since previous quarter
Quarter ending September 2015	7,020	
Quarter ending December 2015	7,145	→
Quarter ending March 2016	7,360	↑
Quarter ending June 2016	7,248	↓
Quarter ending September 2016	7,178	→
<b>Variance since September 2015</b>	<b>2.3%</b>	<b>↑</b>



### ACTIVITY



Month	Adjusted Scheduled Activity (UDA)	
	2016	2017
April	318	896
May	2,432	2,680
June	3,840	4,383
July	6,064	5,759
August	8,240	7,605
September	10,068	9,845
October	11,990	
November	13,308	
December	15,681	
January	16,129	
February	19,570	
March	21,331	
April	22,618	
May	22,661	
June	22,666	

### QUALITY

	Quantity	Base Number	Contract	AT	Region	England
% of FP17s for the same patient ID Re-attending within 3 months - Children	132	1,540	8.6%	11.9%	11.8%	12.4%
% of FP17s for the same patient ID Re-attending within 3 months - Adults	623	4,709	13.2%	15.8%	16.6%	16.7%
% of FP17s for the same patient ID Re-attending between 3 & 9 months - Children	1,041	1,540	67.6%	57.1%	60.2%	57.4%
% of FP17s for the same patient ID Re-attending between 3 & 9 months - Adults	3,190	4,709	67.7%	48.6%	52.0%	50.5%
% of FP17s for Band 1 Urgent Courses	428	5,631	7.6%	9.6%	9.4%	9.1%
% of FP17s Relating to Free Repair or Replacements	25	5,631	0.4%	0.7%	0.7%	0.8%
% of FP17s Relating to Continuations	53	5,631	0.9%	0.9%	1.2%	1.3%
% of Patients satisfied with the dentistry they have received	2	2	N/A	93.3%	93.6%	93.2%
% of Patients satisfied with the time they had to wait for an appointment	2	2	N/A	89.2%	89.1%	89.0%

\* This is based on patients treated on this contract for their most recent course of treatment. Figures in italics indicate the base number of FP17s or Patient Questionnaire responses are less than 100. N/A is shown where the base number of responses is less than 10 during the period. % is calculated as Quantity/Base number\*100



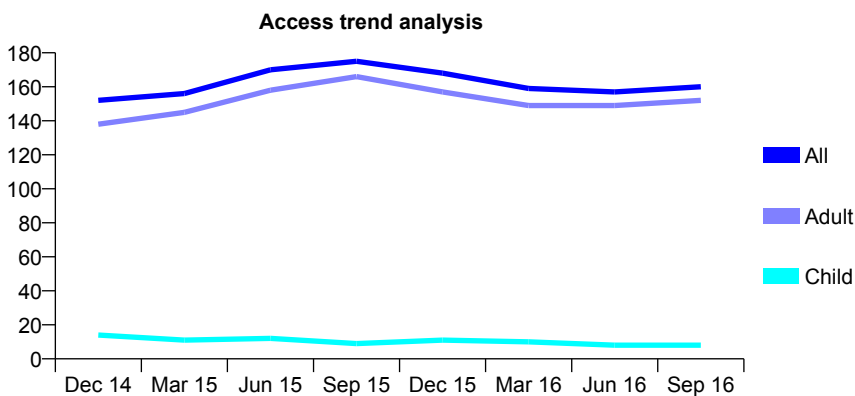
## Q69 - Vital Signs At a Glance Contract Report for 195472/0003 - September 2016

Name or company name	DA CLINICS LTD
Contract type name	PDS Contract
Purpose of contract	General
Contract start date	01/04/2008
Contract end date	31/03/2017

16/17 Contracted general activity (UDA)	1,204
Carry forward general activity (UDA)	0
16/17 Contracted orthodontic activity (UOA)	0
Carry forward orthodontic activity (UOA)	0
Baseline contract value	£52,928.88

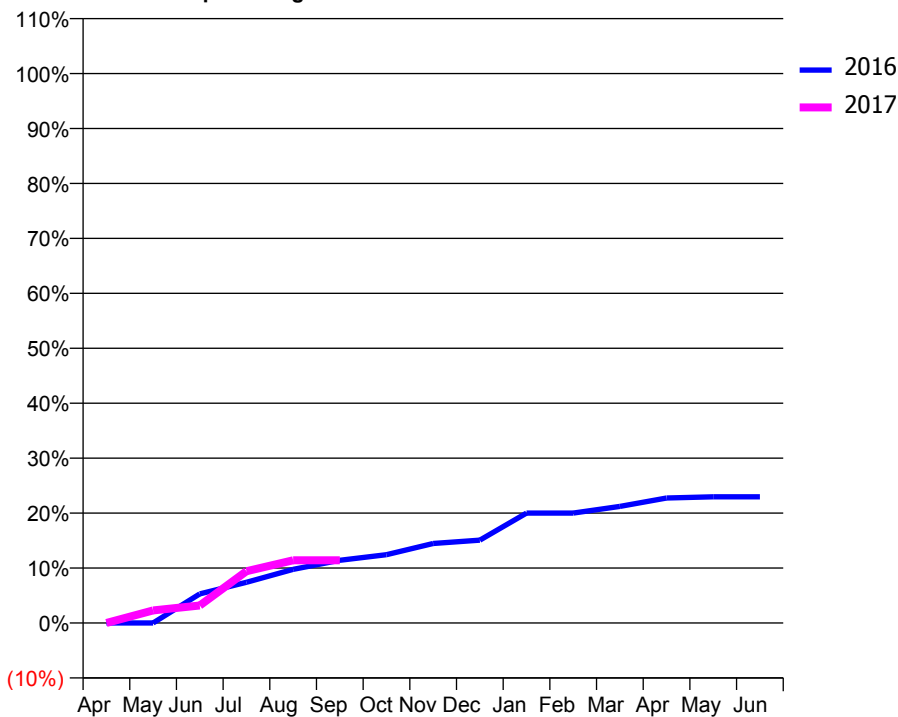
### ACCESS\*

Patients seen in 24 months	Total	Change since previous quarter
Quarter ending September 2015	175	
Quarter ending December 2015	168	↓
Quarter ending March 2016	159	↓
Quarter ending June 2016	157	↓
Quarter ending September 2016	160	→
<b>Variance since September 2015</b>	<b>(8.6%)</b>	<b>↓</b>



### ACTIVITY

Cumulative percentage of contracted UDA delivered 2016 & 2017



Month	Adjusted Scheduled Activity (UDA)	
	2016	2017
April	0	0
May	0	28
June	64	38
July	89	113
August	118	137
September	138	137
October	150	
November	174	
December	182	
January	241	
February	241	
March	255	
April	274	
May	276	
June	276	

### QUALITY

	Quantity	Base Number	Contract	AT	Region	England
% of FP17s for the same patient ID Re-attending within 3 months - Children	0	12	0.0%	11.9%	11.8%	12.4%
% of FP17s for the same patient ID Re-attending within 3 months - Adults	0	115	0.0%	15.8%	16.6%	16.7%
% of FP17s for the same patient ID Re-attending between 3 & 9 months - Children	0	12	0.0%	57.1%	60.2%	57.4%
% of FP17s for the same patient ID Re-attending between 3 & 9 months - Adults	0	115	0.0%	48.6%	52.0%	50.5%
% of FP17s for Band 1 Urgent Courses	107	110	97.3%	9.6%	9.4%	9.1%
% of FP17s Relating to Free Repair or Replacements	0	110	0.0%	0.7%	0.7%	0.8%
% of FP17s Relating to Continuations	0	110	0.0%	0.9%	1.2%	1.3%
% of Patients satisfied with the dentistry they have received	0	0	N/A	93.3%	93.6%	93.2%
% of Patients satisfied with the time they had to wait for an appointment	0	0	N/A	89.2%	89.1%	89.0%

\* This is based on patients treated on this contract for their most recent course of treatment. Figures in italics indicate the base number of FP17s or Patient Questionnaire responses are less than 100. N/A is shown where the base number of responses is less than 10 during the period. % is calculated as Quantity/Base number\*100

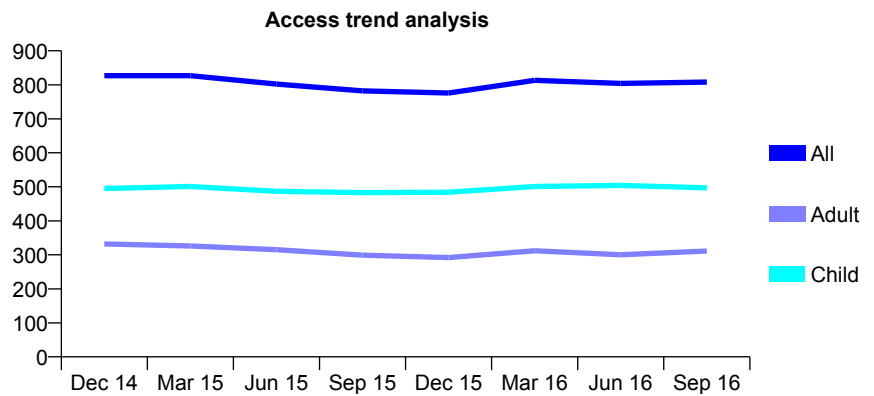
## Q69 - Vital Signs At a Glance Contract Report for 195537/0001 - September 2016

Name or company name	Charlbury Dental Practice
Contract type name	GDS Contract
Purpose of contract	General
Contract start date	01/09/2012
Contract end date	

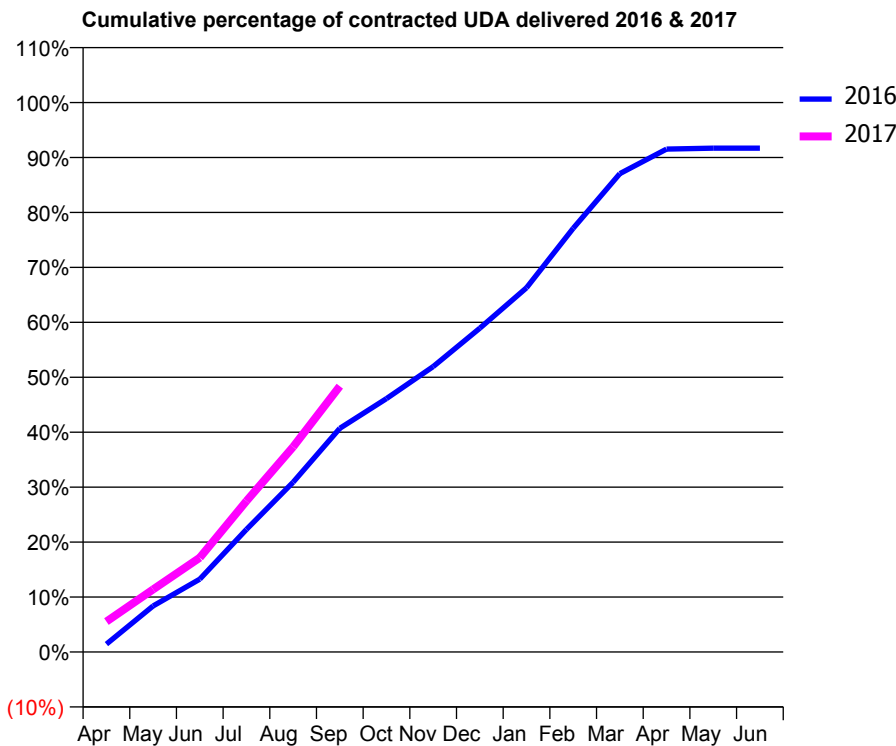
16/17 Contracted general activity (UDA)	2,183
Carry forward general activity (UDA)	0
16/17 Contracted orthodontic activity (UOA)	0
Carry forward orthodontic activity (UOA)	0
Baseline contract value	£48,193.94

### ACCESS\*

Patients seen in 24 months	Total	Change since previous quarter
Quarter ending September 2015	782	
Quarter ending December 2015	776	→
Quarter ending March 2016	813	↑
Quarter ending June 2016	804	↓
Quarter ending September 2016	808	→
<b>Variance since September 2015</b>	<b>3.3%</b>	<b>↑</b>



### ACTIVITY



Month	Adjusted Scheduled Activity (UDA)	
	2016	2017
April	33	121
May	192	249
June	303	375
July	510	600
August	706	815
September	930	1,056
October	1,054	
November	1,187	
December	1,346	
January	1,515	
February	1,762	
March	1,989	
April	2,091	
May	2,095	
June	2,095	

### QUALITY

	Quantity	Base Number	Contract	AT	Region	England
% of FP17s for the same patient ID Re-attending within 3 months - Children	61	518	11.8%	11.9%	11.8%	12.4%
% of FP17s for the same patient ID Re-attending within 3 months - Adults	31	244	12.7%	15.8%	16.6%	16.7%
% of FP17s for the same patient ID Re-attending between 3 & 9 months - Children	378	518	73.0%	57.1%	60.2%	57.4%
% of FP17s for the same patient ID Re-attending between 3 & 9 months - Adults	150	244	61.5%	48.6%	52.0%	50.5%
% of FP17s for Band 1 Urgent Courses	44	706	6.2%	9.6%	9.4%	9.1%
% of FP17s Relating to Free Repair or Replacements	2	706	0.3%	0.7%	0.7%	0.8%
% of FP17s Relating to Continuations	17	706	2.4%	0.9%	1.2%	1.3%
% of Patients satisfied with the dentistry they have received	1	1	N/A	93.3%	93.6%	93.2%
% of Patients satisfied with the time they had to wait for an appointment	1	1	N/A	89.2%	89.1%	89.0%

\* This is based on patients treated on this contract for their most recent course of treatment. Figures in italics indicate the base number of FP17s or Patient Questionnaire responses are less than 100. N/A is shown where the base number of responses is less than 10 during the period. % is calculated as Quantity/Base number\*100

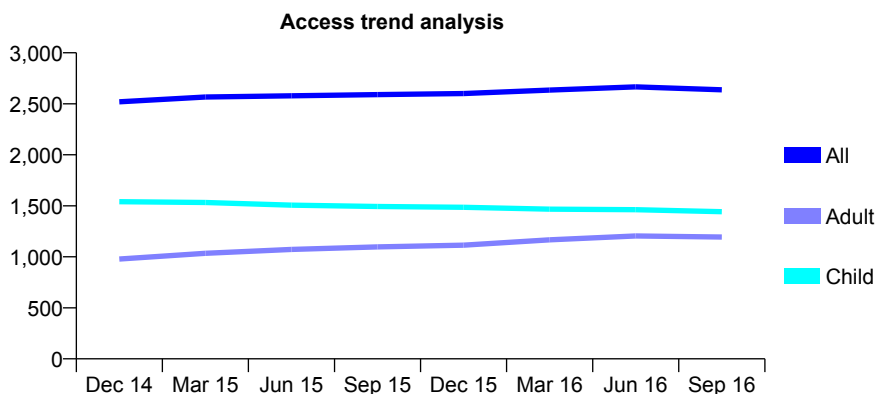
## Q69 - Vital Signs At a Glance Contract Report for 197807/0001 - September 2016

Name or company name	Linden Dental Surgery Ltd
Contract type name	GDS Contract
Purpose of contract	General
Contract start date	01/04/2008
Contract end date	

16/17 Contracted general activity (UDA)	5,007
Carry forward general activity (UDA)	0
16/17 Contracted orthodontic activity (UOA)	0
Carry forward orthodontic activity (UOA)	0
Baseline contract value	£108,958.28

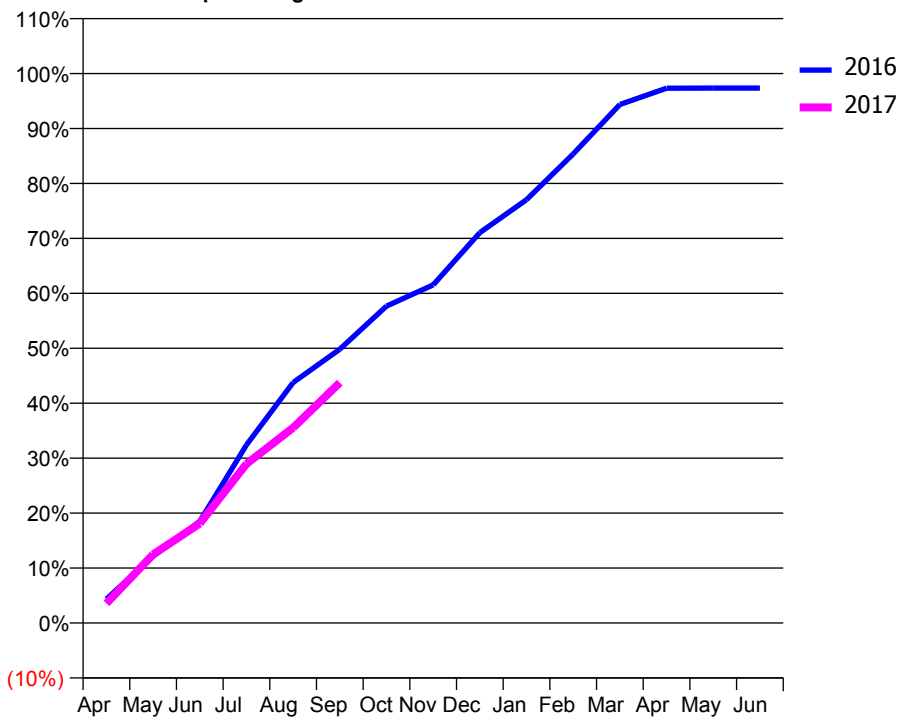
### ACCESS\*

Patients seen in 24 months	Total	Change since previous quarter
Quarter ending September 2015	2,590	
Quarter ending December 2015	2,601	→
Quarter ending March 2016	2,634	→
Quarter ending June 2016	2,666	→
Quarter ending September 2016	2,637	↓
<b>Variance since September 2015</b>	<b>1.8%</b>	<b>→</b>



### ACTIVITY

Cumulative percentage of contracted UDA delivered 2016 & 2017



Month	Adjusted Scheduled Activity (UDA)	
	2016	2017
April	218	180
May	610	625
June	927	907
July	1,623	1,451
August	2,191	1,780
September	2,495	2,190
October	2,887	
November	3,080	
December	3,557	
January	3,857	
February	4,274	
March	4,725	
April	4,873	
May	4,874	
June	4,874	

### QUALITY

	Quantity	Base Number	Contract	AT	Region	England
% of FP17s for the same patient ID Re-attending within 3 months - Children	69	943	7.3%	11.9%	11.8%	12.4%
% of FP17s for the same patient ID Re-attending within 3 months - Adults	72	558	12.9%	15.8%	16.6%	16.7%
% of FP17s for the same patient ID Re-attending between 3 & 9 months - Children	420	943	44.5%	57.1%	60.2%	57.4%
% of FP17s for the same patient ID Re-attending between 3 & 9 months - Adults	182	558	32.6%	48.6%	52.0%	50.5%
% of FP17s for Band 1 Urgent Courses	115	1,405	8.2%	9.6%	9.4%	9.1%
% of FP17s Relating to Free Repair or Replacements	4	1,405	0.3%	0.7%	0.7%	0.8%
% of FP17s Relating to Continuations	2	1,405	0.1%	0.9%	1.2%	1.3%
% of Patients satisfied with the dentistry they have received	0	0	N/A	93.3%	93.6%	93.2%
% of Patients satisfied with the time they had to wait for an appointment	0	0	N/A	89.2%	89.1%	89.0%

\* This is based on patients treated on this contract for their most recent course of treatment. Figures in italics indicate the base number of FP17s or Patient Questionnaire responses are less than 100. N/A is shown where the base number of responses is less than 10 during the period. % is calculated as Quantity/Base number\*100

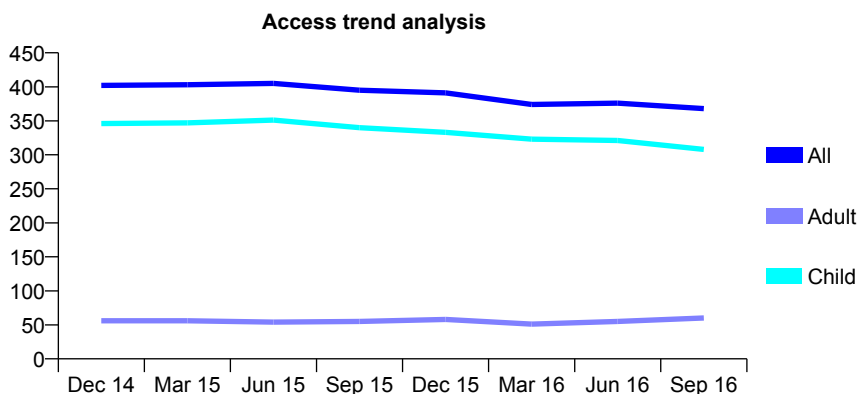
## Q69 - Vital Signs At a Glance Contract Report for 198161/0001 - September 2016

Name or company name	Babber,Khabra and Frankel
Contract type name	GDS Contract
Purpose of contract	General
Contract start date	01/05/2012
Contract end date	

16/17 Contracted general activity (UDA)	870
Carry forward general activity (UDA)	0
16/17 Contracted orthodontic activity (UOA)	0
Carry forward orthodontic activity (UOA)	0
Baseline contract value	£20,978.50

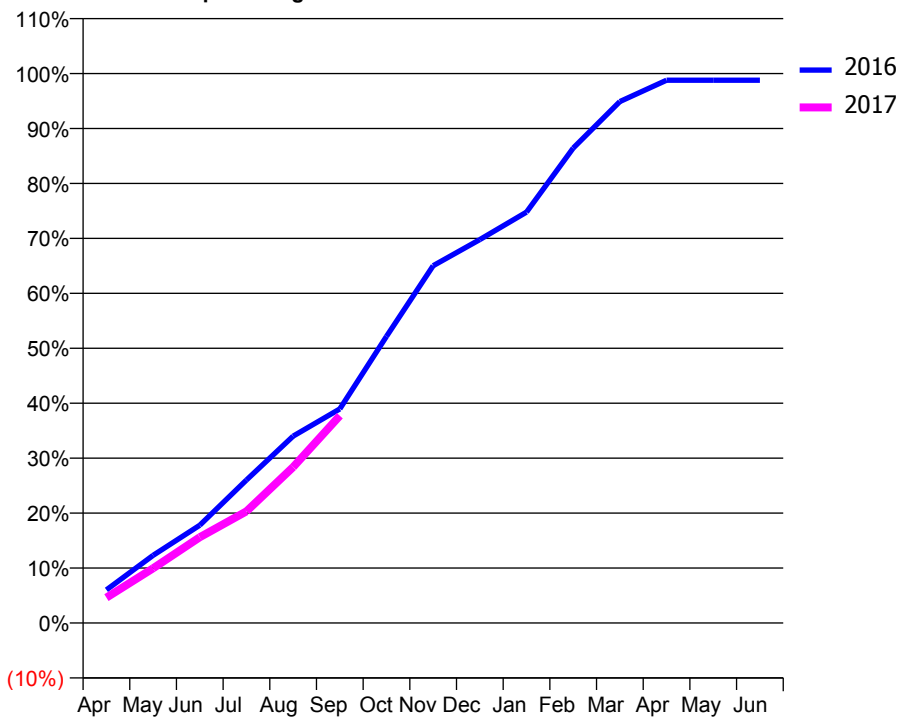
### ACCESS\*

Patients seen in 24 months	Total	Change since previous quarter
Quarter ending September 2015	395	
Quarter ending December 2015	391	↓
Quarter ending March 2016	374	↓
Quarter ending June 2016	376	→
Quarter ending September 2016	368	↓
<b>Variance since September 2015</b>	<b>(6.8%)</b>	<b>↓</b>



### ACTIVITY

Cumulative percentage of contracted UDA delivered 2016 & 2017



Adjusted Scheduled Activity (UDA)

Month	2016	2017
April	52	40
May	107	87
June	155	136
July	226	177
August	296	247
September	339	328
October	454	
November	566	
December	607	
January	651	
February	752	
March	826	
April	859	
May	859	
June	859	

### QUALITY

	Quantity	Base Number	Contract	AT	Region	England
% of FP17s for the same patient ID Re-attending within 3 months - Children	16	254	6.3%	11.9%	11.8%	12.4%
% of FP17s for the same patient ID Re-attending within 3 months - Adults	0	14	0.0%	15.8%	16.6%	16.7%
% of FP17s for the same patient ID Re-attending between 3 & 9 months - Children	178	254	70.1%	57.1%	60.2%	57.4%
% of FP17s for the same patient ID Re-attending between 3 & 9 months - Adults	9	14	64.3%	48.6%	52.0%	50.5%
% of FP17s for Band 1 Urgent Courses	6	241	2.5%	9.6%	9.4%	9.1%
% of FP17s Relating to Free Repair or Replacements	0	241	0.0%	0.7%	0.7%	0.8%
% of FP17s Relating to Continuations	0	241	0.0%	0.9%	1.2%	1.3%
% of Patients satisfied with the dentistry they have received	0	0	N/A	93.3%	93.6%	93.2%
% of Patients satisfied with the time they had to wait for an appointment	0	0	N/A	89.2%	89.1%	89.0%

\* This is based on patients treated on this contract for their most recent course of treatment. Figures in italics indicate the base number of FP17s or Patient Questionnaire responses are less than 100. N/A is shown where the base number of responses is less than 10 during the period. % is calculated as Quantity/Base number\*100

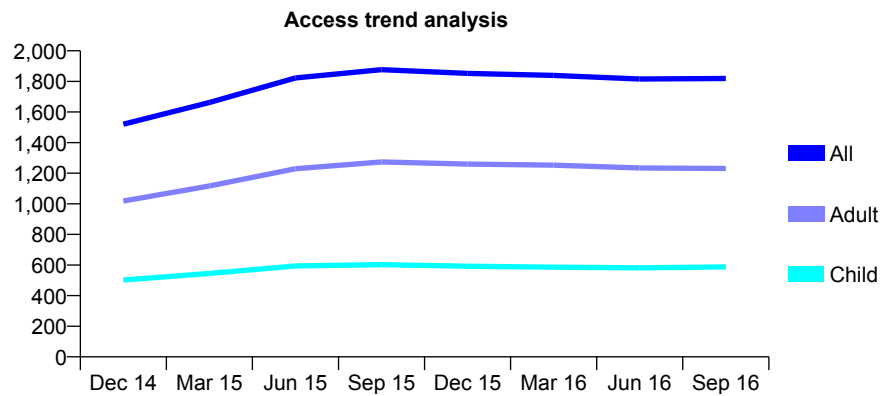
## Q69 - Vital Signs At a Glance Contract Report for 198277/0001 - September 2016

Name or company name	IMOGEN DENTAL LTD
Contract type name	GDS Contract
Purpose of contract	General
Contract start date	01/09/2013
Contract end date	

16/17 Contracted general activity (UDA)	3,994
Carry forward general activity (UDA)	-79
16/17 Contracted orthodontic activity (UOA)	0
Carry forward orthodontic activity (UOA)	0
Baseline contract value	£97,609.30

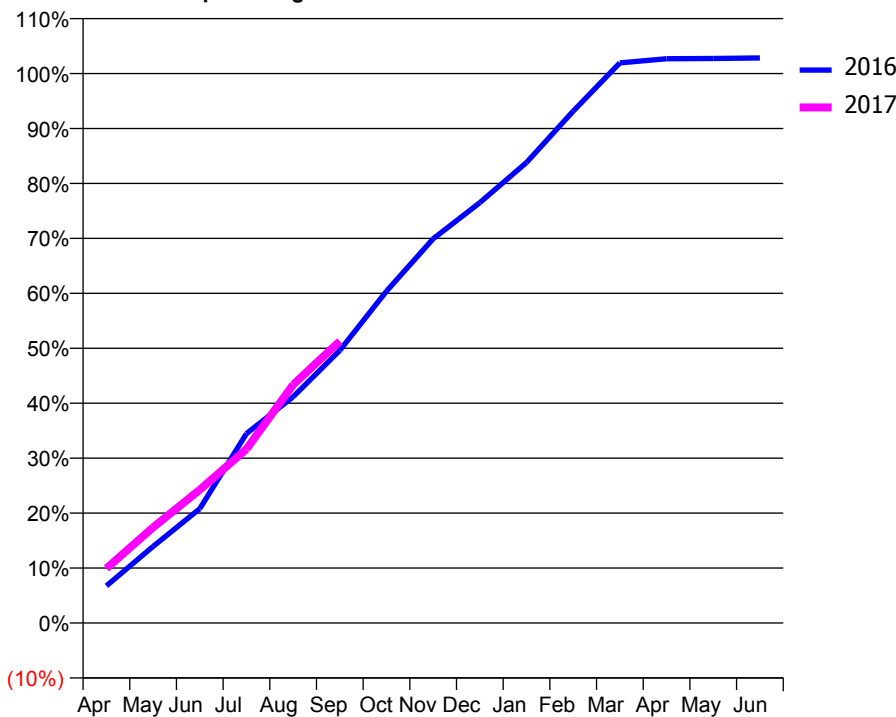
### ACCESS\*

Patients seen in 24 months	Total	Change since previous quarter
Quarter ending September 2015	1,877	
Quarter ending December 2015	1,852	↓
Quarter ending March 2016	1,839	→
Quarter ending June 2016	1,816	↓
Quarter ending September 2016	1,819	→
<b>Variance since September 2015</b>	<b>(3.1%)</b>	<b>↓</b>



### ACTIVITY

Cumulative percentage of contracted UDA delivered 2016 & 2017



Month	Adjusted Scheduled Activity (UDA)	
	2016	2017
April	270	397
May	556	695
June	831	969
July	1,377	1,264
August	1,645	1,732
September	1,981	2,048
October	2,412	
November	2,793	
December	3,055	
January	3,347	
February	3,720	
March	4,071	
April	4,102	
May	4,104	
June	4,107	

### QUALITY

	Quantity	Base Number	Contract	AT	Region	England
% of FP17s for the same patient ID Re-attending within 3 months - Children	17	503	3.4%	11.9%	11.8%	12.4%
% of FP17s for the same patient ID Re-attending within 3 months - Adults	74	831	8.9%	15.8%	16.6%	16.7%
% of FP17s for the same patient ID Re-attending between 3 & 9 months - Children	371	503	73.8%	57.1%	60.2%	57.4%
% of FP17s for the same patient ID Re-attending between 3 & 9 months - Adults	470	831	56.6%	48.6%	52.0%	50.5%
% of FP17s for Band 1 Urgent Courses	106	1,305	8.1%	9.6%	9.4%	9.1%
% of FP17s Relating to Free Repair or Replacements	8	1,305	0.6%	0.7%	0.7%	0.8%
% of FP17s Relating to Continuations	2	1,305	0.2%	0.9%	1.2%	1.3%
% of Patients satisfied with the dentistry they have received	1	1	N/A	93.3%	93.6%	93.2%
% of Patients satisfied with the time they had to wait for an appointment	1	1	N/A	89.2%	89.1%	89.0%

\* This is based on patients treated on this contract for their most recent course of treatment. Figures in italics indicate the base number of FP17s or Patient Questionnaire responses are less than 100. N/A is shown where the base number of responses is less than 10 during the period. % is calculated as Quantity/Base number\*100

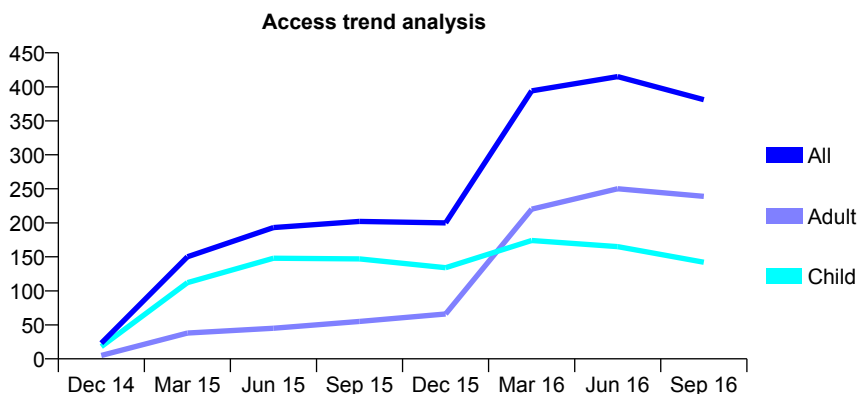
## Q69 - Vital Signs At a Glance Contract Report for 198609/0001 - September 2016

Name or company name	Cornhill Dental Centre Practice Partnership
Contract type name	GDS Contract
Purpose of contract	General
Contract start date	23/06/2014
Contract end date	

16/17 Contracted general activity (UDA)	796
Carry forward general activity (UDA)	-15
16/17 Contracted orthodontic activity (UOA)	0
Carry forward orthodontic activity (UOA)	0
Baseline contract value	£15,623.12

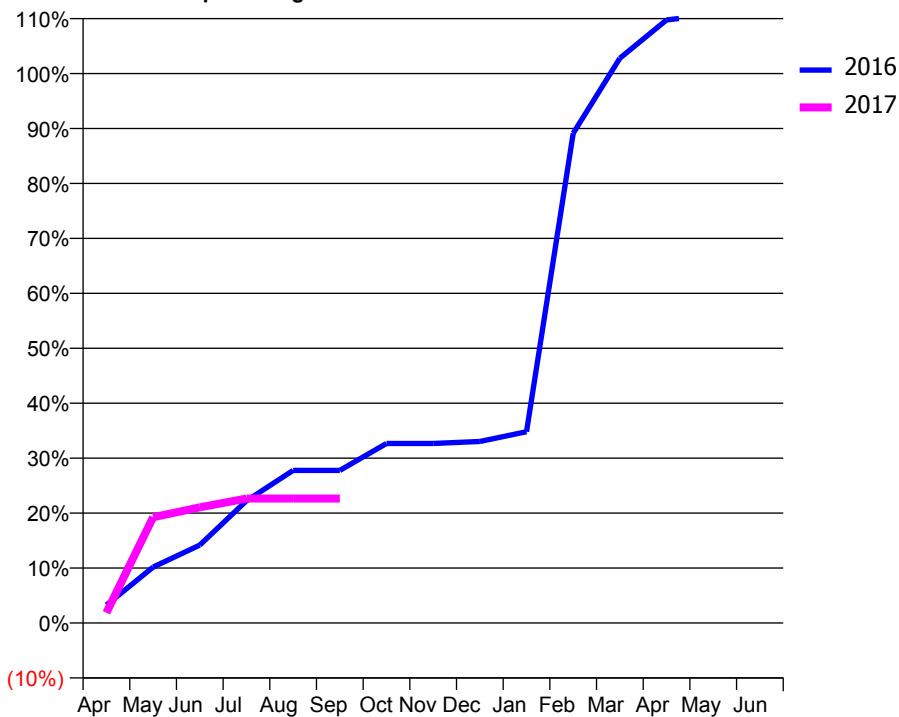
### ACCESS\*

Patients seen in 24 months	Total	Change since previous quarter
Quarter ending September 2015	202	
Quarter ending December 2015	200	→
Quarter ending March 2016	394	↑
Quarter ending June 2016	415	↑
Quarter ending September 2016	381	↓
<b>Variance since September 2015</b>	<b>88.6%</b>	<b>↑</b>



### ACTIVITY

Cumulative percentage of contracted UDA delivered 2016 & 2017



Adjusted Scheduled Activity (UDA)

Month	2016	2017
April	26	15
May	81	153
June	113	168
July	177	180
August	221	180
September	221	180
October	260	
November	260	
December	263	
January	277	
February	709	
March	818	
April	874	
May	882	
June	898	

### QUALITY

	Quantity	Base Number	Contract	AT	Region	England
% of FP17s for the same patient ID Re-attending within 3 months - Children	1	17	5.9%	11.9%	11.8%	12.4%
% of FP17s for the same patient ID Re-attending within 3 months - Adults	10	83	12.0%	15.8%	16.6%	16.7%
% of FP17s for the same patient ID Re-attending between 3 & 9 months - Children	6	17	35.3%	57.1%	60.2%	57.4%
% of FP17s for the same patient ID Re-attending between 3 & 9 months - Adults	12	83	14.5%	48.6%	52.0%	50.5%
% of FP17s for Band 1 Urgent Courses	22	69	31.9%	9.6%	9.4%	9.1%
% of FP17s Relating to Free Repair or Replacements	0	69	0.0%	0.7%	0.7%	0.8%
% of FP17s Relating to Continuations	1	69	1.4%	0.9%	1.2%	1.3%
% of Patients satisfied with the dentistry they have received	0	0	N/A	93.3%	93.6%	93.2%
% of Patients satisfied with the time they had to wait for an appointment	0	0	N/A	89.2%	89.1%	89.0%

\* This is based on patients treated on this contract for their most recent course of treatment. Figures in italics indicate the base number of FP17s or Patient Questionnaire responses are less than 100. N/A is shown where the base number of responses is less than 10 during the period. % is calculated as Quantity/Base number\*100

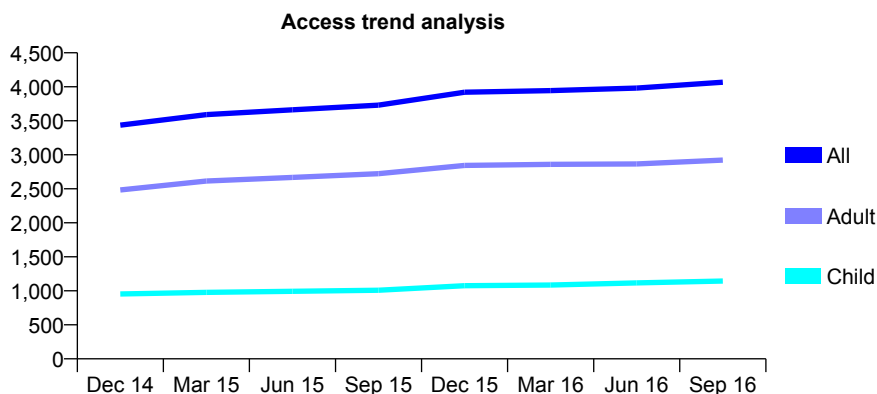
## Q69 - Vital Signs At a Glance Contract Report for 198757/0001 - September 2016

Name or company name	Valley DC Ltd
Contract type name	Pilot Contract
Purpose of contract	General
Contract start date	01/09/2008
Contract end date	

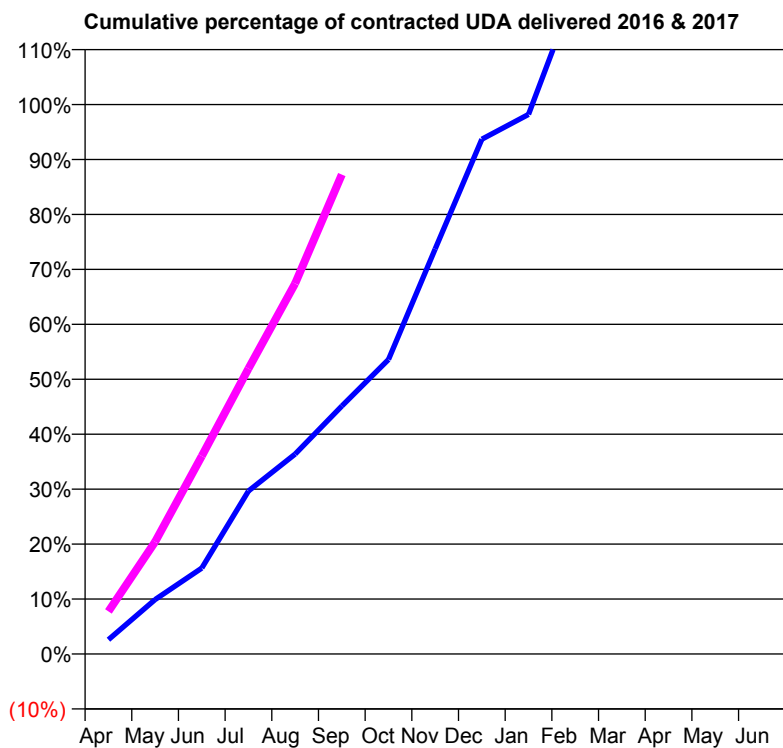
16/17 Contracted general activity (UDA)	6,593
Carry forward general activity (UDA)	0
16/17 Contracted orthodontic activity (UOA)	0
Carry forward orthodontic activity (UOA)	0
Baseline contract value	£457,082.32

### ACCESS\*

Patients seen in 24 months	Total	Change since previous quarter
Quarter ending September 2015	3,731	
Quarter ending December 2015	3,920	↑
Quarter ending March 2016	3,944	→
Quarter ending June 2016	3,981	→
Quarter ending September 2016	4,068	↑
<b>Variance since September 2015</b>	<b>9.0%</b>	<b>↑</b>



### ACTIVITY



Month	Adjusted Scheduled Activity (UDA)	
	2016	2017
April	173	511
May	653	1,346
June	1,031	2,376
July	1,956	3,424
August	2,400	4,445
September	2,976	5,753
October	3,534	
November	4,860	
December	6,177	
January	6,474	
February	7,954	
March	8,795	
April	9,310	
May	9,313	
June	9,313	

### QUALITY

	Quantity	Base Number	Contract	AT	Region	England
% of FP17s for the same patient ID Re-attending within 3 months - Children	124	923	13.4%	11.9%	11.8%	12.4%
% of FP17s for the same patient ID Re-attending within 3 months - Adults	529	2,185	24.2%	15.8%	16.6%	16.7%
% of FP17s for the same patient ID Re-attending between 3 & 9 months - Children	487	923	52.8%	57.1%	60.2%	57.4%
% of FP17s for the same patient ID Re-attending between 3 & 9 months - Adults	960	2,185	43.9%	48.6%	52.0%	50.5%
% of FP17s for Band 1 Urgent Courses	214	2,328	9.2%	9.6%	9.4%	9.1%
% of FP17s Relating to Free Repair or Replacements	58	2,328	2.5%	0.7%	0.7%	0.8%
% of FP17s Relating to Continuations	74	2,328	3.2%	0.9%	1.2%	1.3%
% of Patients satisfied with the dentistry they have received	3	3	N/A	93.3%	93.6%	93.2%
% of Patients satisfied with the time they had to wait for an appointment	3	3	N/A	89.2%	89.1%	89.0%

\* This is based on patients treated on this contract for their most recent course of treatment. Figures in italics indicate the base number of FP17s or Patient Questionnaire responses are less than 100. N/A is shown where the base number of responses is less than 10 during the period. % is calculated as Quantity/Base number\*100



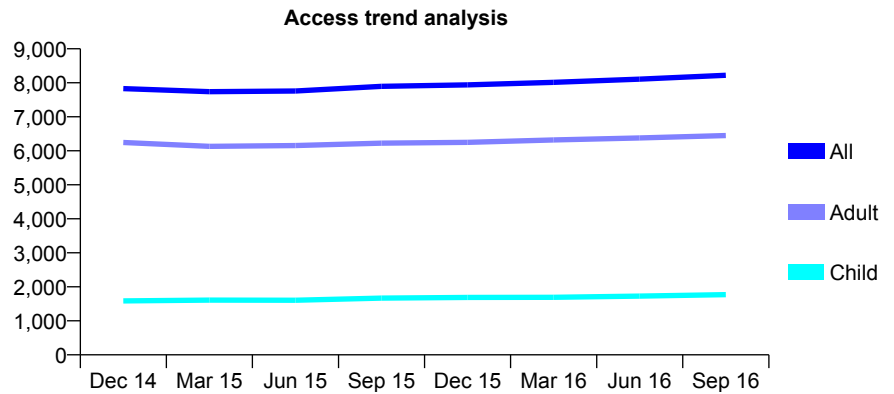
## Q69 - Vital Signs At a Glance Contract Report for 199974/0001 - September 2016

Name or company name	Dhami Dental Surgeons Ltd
Contract type name	GDS Contract
Purpose of contract	General
Contract start date	01/10/2007
Contract end date	

16/17 Contracted general activity (UDA)	18,199
Carry forward general activity (UDA)	-244
16/17 Contracted orthodontic activity (UOA)	0
Carry forward orthodontic activity (UOA)	0
Baseline contract value	£430,316.50

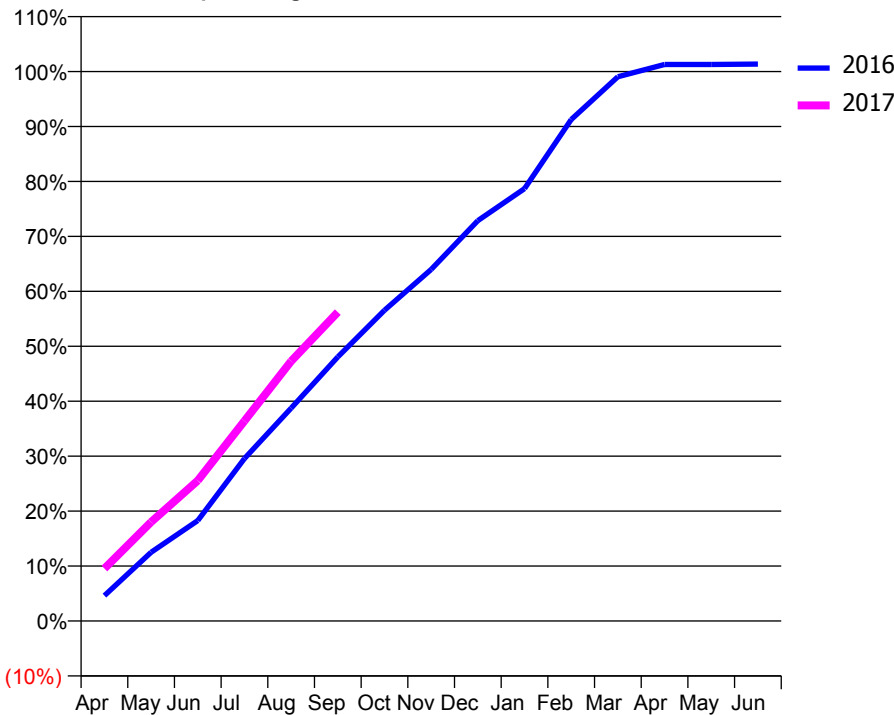
### ACCESS\*

Patients seen in 24 months	Total	Change since previous quarter
Quarter ending September 2015	7,895	
Quarter ending December 2015	7,939	→
Quarter ending March 2016	8,013	→
Quarter ending June 2016	8,106	→
Quarter ending September 2016	8,221	→
<b>Variance since September 2015</b>	<b>4.1%</b>	<b>↑</b>



### ACTIVITY

Cumulative percentage of contracted UDA delivered 2016 & 2017



Month	Adjusted Scheduled Activity (UDA)	
	2016	2017
April	842	1,739
May	2,278	3,278
June	3,327	4,654
July	5,383	6,626
August	7,052	8,605
September	8,745	10,231
October	10,292	
November	11,643	
December	13,259	
January	14,321	
February	16,609	
March	18,026	
April	18,430	
May	18,433	
June	18,443	

### QUALITY

	Quantity	Base Number	Contract	AT	Region	England
% of FP17s for the same patient ID Re-attending within 3 months - Children	86	1,371	6.3%	11.9%	11.8%	12.4%
% of FP17s for the same patient ID Re-attending within 3 months - Adults	516	4,136	12.5%	15.8%	16.6%	16.7%
% of FP17s for the same patient ID Re-attending between 3 & 9 months - Children	773	1,371	56.4%	57.1%	60.2%	57.4%
% of FP17s for the same patient ID Re-attending between 3 & 9 months - Adults	1,902	4,136	46.0%	48.6%	52.0%	50.5%
% of FP17s for Band 1 Urgent Courses	712	5,230	13.6%	9.6%	9.4%	9.1%
% of FP17s Relating to Free Repair or Replacements	11	5,230	0.2%	0.7%	0.7%	0.8%
% of FP17s Relating to Continuations	3	5,230	0.1%	0.9%	1.2%	1.3%
% of Patients satisfied with the dentistry they have received	4	4	N/A	93.3%	93.6%	93.2%
% of Patients satisfied with the time they had to wait for an appointment	3	4	N/A	89.2%	89.1%	89.0%

\* This is based on patients treated on this contract for their most recent course of treatment. Figures in italics indicate the base number of FP17s or Patient Questionnaire responses are less than 100. N/A is shown where the base number of responses is less than 10 during the period. % is calculated as Quantity/Base number\*100

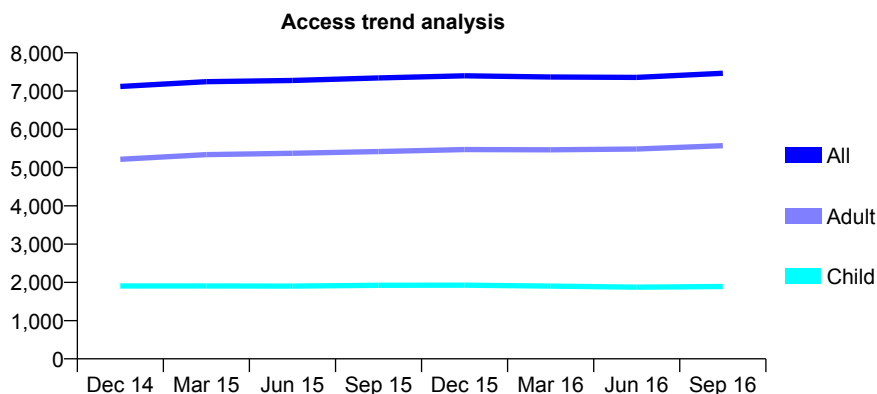
## Q69 - Vital Signs At a Glance Contract Report for 210226/0002 - September 2016

Name or company name	MR R RATTAN
Contract type name	GDS Contract
Purpose of contract	General
Contract start date	01/04/2006
Contract end date	

16/17 Contracted general activity (UDA)	22,000
Carry forward general activity (UDA)	0
16/17 Contracted orthodontic activity (UOA)	0
Carry forward orthodontic activity (UOA)	0
Baseline contract value	£608,625.46

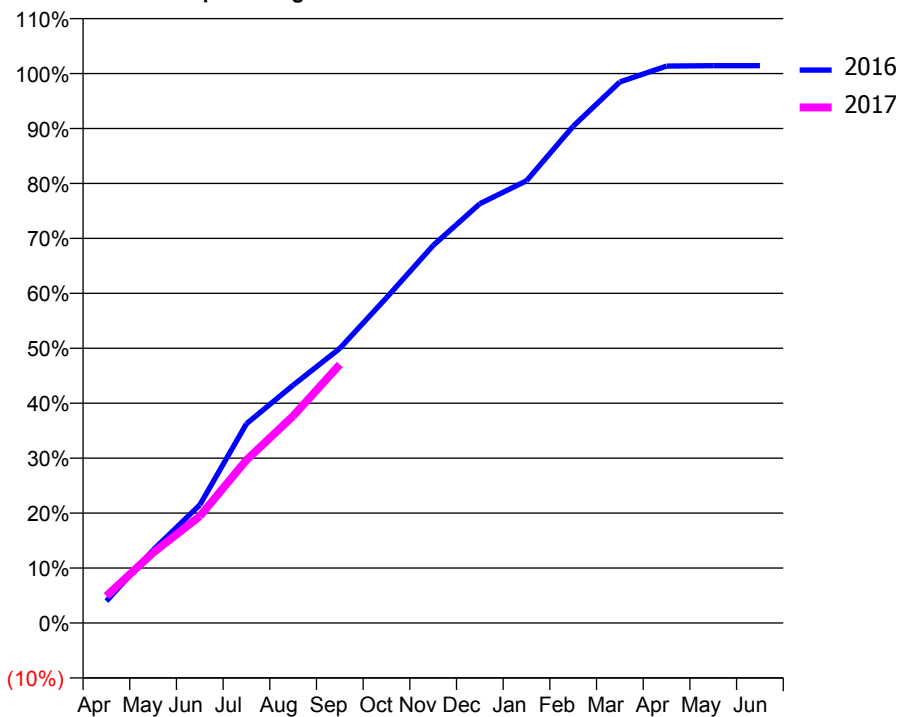
### ACCESS\*

Patients seen in 24 months	Total	Change since previous quarter
Quarter ending September 2015	7,342	
Quarter ending December 2015	7,397	→
Quarter ending March 2016	7,366	→
Quarter ending June 2016	7,356	→
Quarter ending September 2016	7,464	→
<b>Variance since September 2015</b>	<b>1.7%</b>	<b>→</b>



### ACTIVITY

**Cumulative percentage of contracted UDA delivered 2016 & 2017**



**Adjusted Scheduled Activity (UDA)**

Month	2016	2017
April	876	1,079
May	2,926	2,818
June	4,729	4,272
July	7,981	6,524
August	9,524	8,291
September	10,994	10,349
October	13,024	
November	15,116	
December	16,789	
January	17,705	
February	19,891	
March	21,664	
April	22,300	
May	22,314	
June	22,314	

### QUALITY

	Quantity	Base Number	Contract	AT	Region	England
% of FP17s for the same patient ID Re-attending within 3 months - Children	106	1,533	6.9%	11.9%	11.8%	12.4%
% of FP17s for the same patient ID Re-attending within 3 months - Adults	523	3,858	13.6%	15.8%	16.6%	16.7%
% of FP17s for the same patient ID Re-attending between 3 & 9 months - Children	971	1,533	63.3%	57.1%	60.2%	57.4%
% of FP17s for the same patient ID Re-attending between 3 & 9 months - Adults	2,075	3,858	53.8%	48.6%	52.0%	50.5%
% of FP17s for Band 1 Urgent Courses	452	5,063	8.9%	9.6%	9.4%	9.1%
% of FP17s Relating to Free Repair or Replacements	25	5,063	0.5%	0.7%	0.7%	0.8%
% of FP17s Relating to Continuations	84	5,063	1.7%	0.9%	1.2%	1.3%
% of Patients satisfied with the dentistry they have received	9	9	N/A	93.3%	93.6%	93.2%
% of Patients satisfied with the time they had to wait for an appointment	9	9	N/A	89.2%	89.1%	89.0%

\* This is based on patients treated on this contract for their most recent course of treatment. Figures in italics indicate the base number of FP17s or Patient Questionnaire responses are less than 100. N/A is shown where the base number of responses is less than 10 during the period. % is calculated as Quantity/Base number\*100

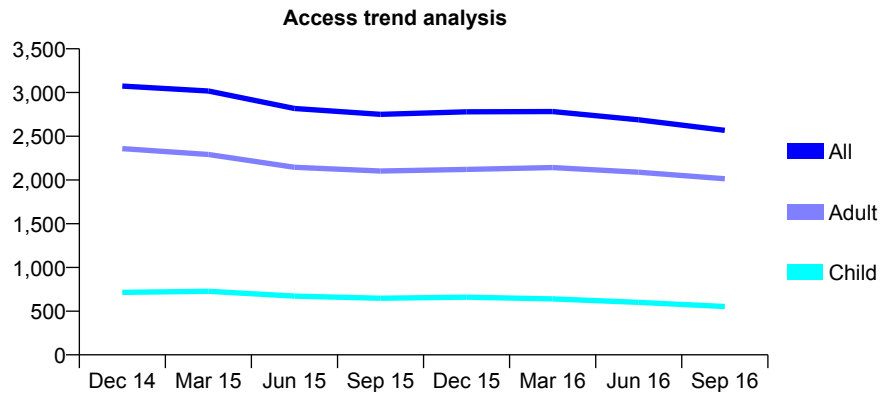
## Q69 - Vital Signs At a Glance Contract Report for 217352/0001 - September 2016

Name or company name	MR IK CARLING
Contract type name	GDS Contract
Purpose of contract	General
Contract start date	01/04/2006
Contract end date	

16/17 Contracted general activity (UDA)	7,354
Carry forward general activity (UDA)	-147
16/17 Contracted orthodontic activity (UOA)	0
Carry forward orthodontic activity (UOA)	0
Baseline contract value	£210,932.44

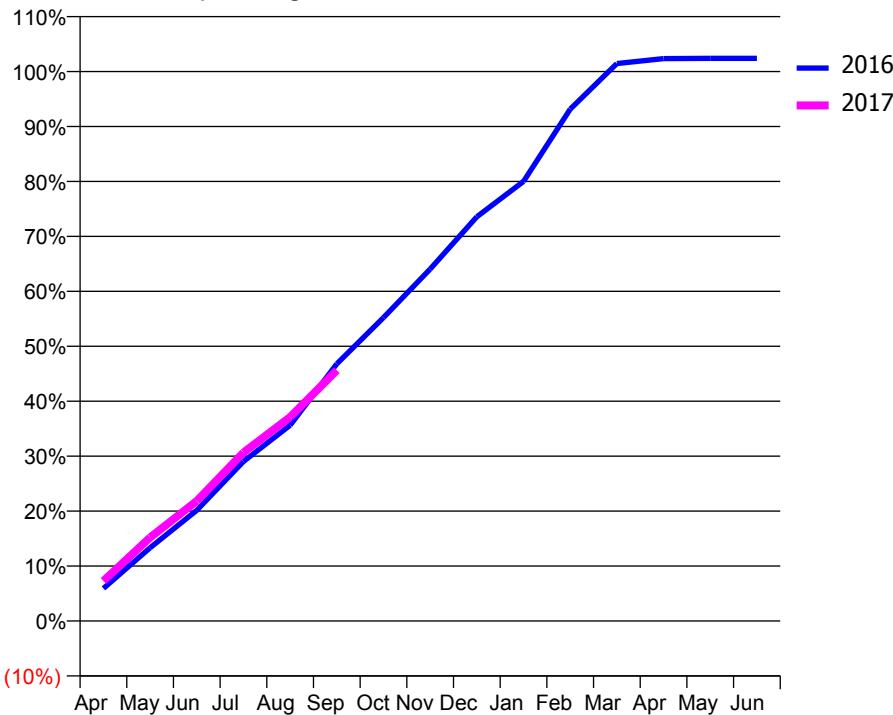
### ACCESS\*

Patients seen in 24 months	Total	Change since previous quarter
Quarter ending September 2015	2,750	
Quarter ending December 2015	2,779	→
Quarter ending March 2016	2,782	→
Quarter ending June 2016	2,688	↓
Quarter ending September 2016	2,567	↓
<b>Variance since September 2015</b>	<b>(6.7%)</b>	<b>↓</b>



### ACTIVITY

Cumulative percentage of contracted UDA delivered 2016 & 2017



Month	Adjusted Scheduled Activity (UDA)	
	2016	2017
April	436	536
May	980	1,117
June	1,481	1,607
July	2,135	2,255
August	2,621	2,730
September	3,442	3,356
October	4,060	
November	4,710	
December	5,410	
January	5,883	
February	6,850	
March	7,460	
April	7,526	
May	7,530	
June	7,530	

### QUALITY

	Quantity	Base Number	Contract	AT	Region	England
% of FP17s for the same patient ID Re-attending within 3 months - Children	7	331	2.1%	11.9%	11.8%	12.4%
% of FP17s for the same patient ID Re-attending within 3 months - Adults	138	1,062	13.0%	15.8%	16.6%	16.7%
% of FP17s for the same patient ID Re-attending between 3 & 9 months - Children	142	331	42.9%	57.1%	60.2%	57.4%
% of FP17s for the same patient ID Re-attending between 3 & 9 months - Adults	387	1,062	36.4%	48.6%	52.0%	50.5%
% of FP17s for Band 1 Urgent Courses	194	1,344	14.4%	9.6%	9.4%	9.1%
% of FP17s Relating to Free Repair or Replacements	16	1,344	1.2%	0.7%	0.7%	0.8%
% of FP17s Relating to Continuations	1	1,344	0.1%	0.9%	1.2%	1.3%
% of Patients satisfied with the dentistry they have received	1	2	N/A	93.3%	93.6%	93.2%
% of Patients satisfied with the time they had to wait for an appointment	1	2	N/A	89.2%	89.1%	89.0%

\* This is based on patients treated on this contract for their most recent course of treatment. Figures in italics indicate the base number of FP17s or Patient Questionnaire responses are less than 100. N/A is shown where the base number of responses is less than 10 during the period. % is calculated as Quantity/Base number\*100

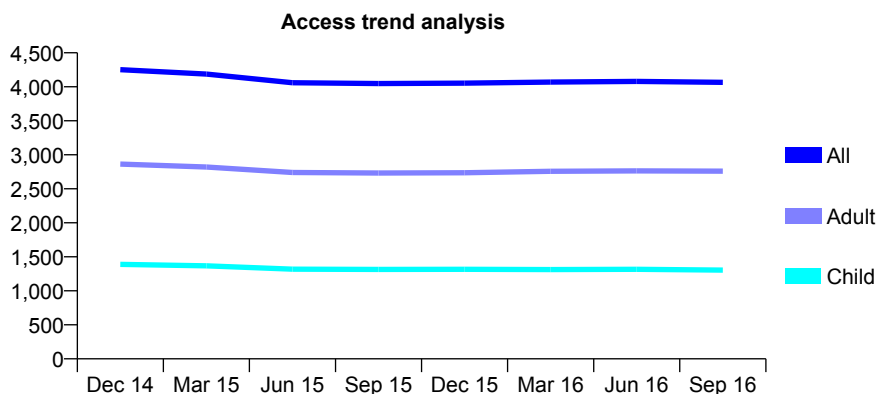
## Q69 - Vital Signs At a Glance Contract Report for 220248/0001 - September 2016

Name or company name	MR MK SULEIMAN
Contract type name	GDS Contract
Purpose of contract	General
Contract start date	01/04/2006
Contract end date	

16/17 Contracted general activity (UDA)	7,313
Carry forward general activity (UDA)	0
16/17 Contracted orthodontic activity (UOA)	0
Carry forward orthodontic activity (UOA)	0
Baseline contract value	£158,896.18

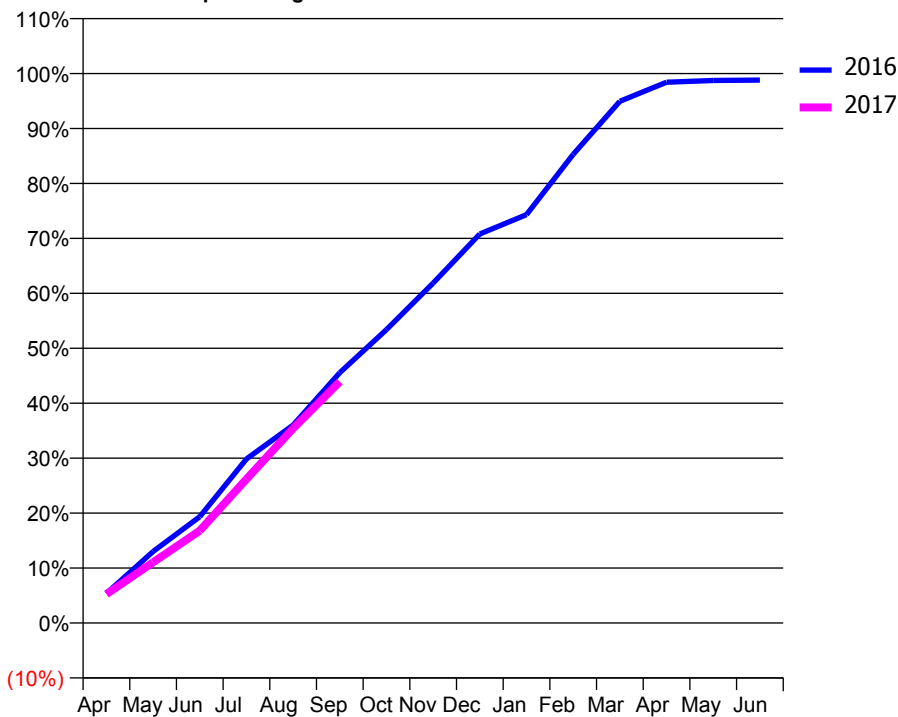
### ACCESS\*

Patients seen in 24 months	Total	Change since previous quarter
Quarter ending September 2015	4,048	
Quarter ending December 2015	4,053	→
Quarter ending March 2016	4,070	→
Quarter ending June 2016	4,080	→
Quarter ending September 2016	4,065	→
<b>Variance since September 2015</b>	<b>0.4%</b>	<b>→</b>



### ACTIVITY

Cumulative percentage of contracted UDA delivered 2016 & 2017



Month	Adjusted Scheduled Activity (UDA)	
	2016	2017
April	413	385
May	998	809
June	1,483	1,229
July	2,287	1,915
August	2,759	2,589
September	3,488	3,213
October	4,089	
November	4,737	
December	5,421	
January	5,690	
February	6,530	
March	7,270	
April	7,536	
May	7,561	
June	7,565	

### QUALITY

	Quantity	Base Number	Contract	AT	Region	England
% of FP17s for the same patient ID Re-attending within 3 months - Children	66	1,010	6.5%	11.9%	11.8%	12.4%
% of FP17s for the same patient ID Re-attending within 3 months - Adults	342	1,946	17.6%	15.8%	16.6%	16.7%
% of FP17s for the same patient ID Re-attending between 3 & 9 months - Children	616	1,010	61.0%	57.1%	60.2%	57.4%
% of FP17s for the same patient ID Re-attending between 3 & 9 months - Adults	1,045	1,946	53.7%	48.6%	52.0%	50.5%
% of FP17s for Band 1 Urgent Courses	98	1,834	5.3%	9.6%	9.4%	9.1%
% of FP17s Relating to Free Repair or Replacements	34	1,834	1.9%	0.7%	0.7%	0.8%
% of FP17s Relating to Continuations	23	1,834	1.3%	0.9%	1.2%	1.3%
% of Patients satisfied with the dentistry they have received	7	7	N/A	93.3%	93.6%	93.2%
% of Patients satisfied with the time they had to wait for an appointment	5	7	N/A	89.2%	89.1%	89.0%

\* This is based on patients treated on this contract for their most recent course of treatment. Figures in italics indicate the base number of FP17s or Patient Questionnaire responses are less than 100. N/A is shown where the base number of responses is less than 10 during the period. % is calculated as Quantity/Base number\*100

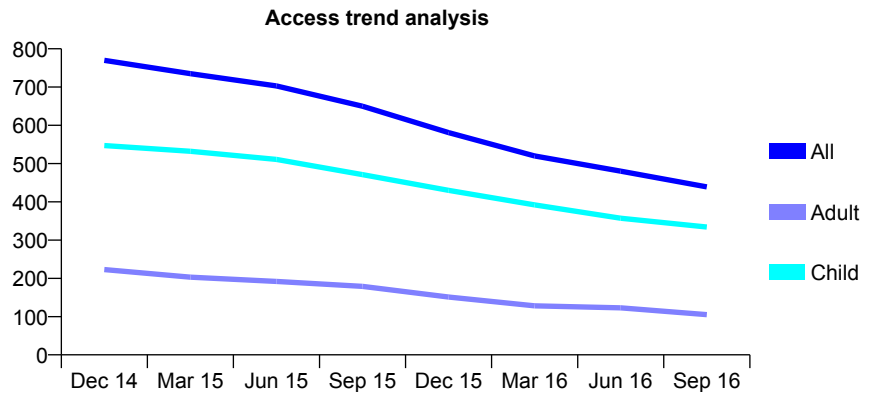
## Q69 - Vital Signs At a Glance Contract Report for 220426/0001 - September 2016

Name or company name	MR MD JACKSON
Contract type name	GDS Contract
Purpose of contract	General
Contract start date	01/04/2006
Contract end date	

16/17 Contracted general activity (UDA)	1,236
Carry forward general activity (UDA)	0
16/17 Contracted orthodontic activity (UOA)	0
Carry forward orthodontic activity (UOA)	0
Baseline contract value	£29,227.50

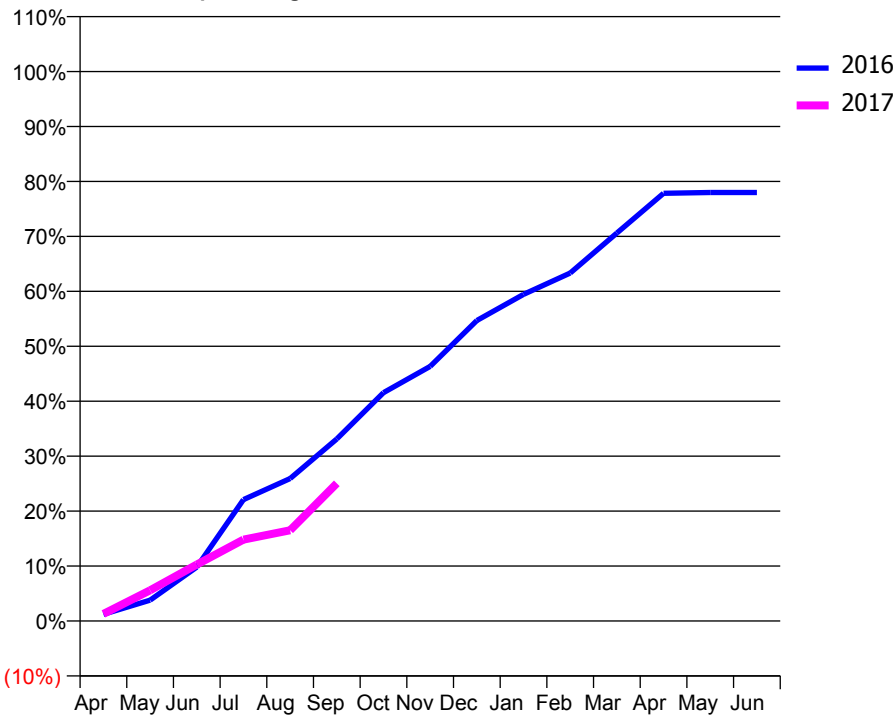
### ACCESS\*

Patients seen in 24 months	Total	Change since previous quarter
Quarter ending September 2015	650	
Quarter ending December 2015	581	↓
Quarter ending March 2016	520	↓
Quarter ending June 2016	480	↓
Quarter ending September 2016	439	↓
<b>Variance since September 2015</b>	<b>(32.5%)</b>	<b>↓</b>



### ACTIVITY

Cumulative percentage of contracted UDA delivered 2016 & 2017



Month	Adjusted Scheduled Activity (UDA)	
	2016	2017
April	15	16
May	47	69
June	121	127
July	273	183
August	320	204
September	410	310
October	514	
November	573	
December	676	
January	735	
February	783	
March	873	
April	962	
May	964	
June	964	

### QUALITY

	Quantity	Base Number	Contract	AT	Region	England
% of FP17s for the same patient ID Re-attending within 3 months - Children	49	281	17.4%	11.9%	11.8%	12.4%
% of FP17s for the same patient ID Re-attending within 3 months - Adults	13	32	40.6%	15.8%	16.6%	16.7%
% of FP17s for the same patient ID Re-attending between 3 & 9 months - Children	178	281	63.3%	57.1%	60.2%	57.4%
% of FP17s for the same patient ID Re-attending between 3 & 9 months - Adults	14	32	43.8%	48.6%	52.0%	50.5%
% of FP17s for Band 1 Urgent Courses	3	226	1.3%	9.6%	9.4%	9.1%
% of FP17s Relating to Free Repair or Replacements	0	226	0.0%	0.7%	0.7%	0.8%
% of FP17s Relating to Continuations	0	226	0.0%	0.9%	1.2%	1.3%
% of Patients satisfied with the dentistry they have received	0	0	N/A	93.3%	93.6%	93.2%
% of Patients satisfied with the time they had to wait for an appointment	0	0	N/A	89.2%	89.1%	89.0%

\* This is based on patients treated on this contract for their most recent course of treatment. Figures in italics indicate the base number of FP17s or Patient Questionnaire responses are less than 100. N/A is shown where the base number of responses is less than 10 during the period. % is calculated as Quantity/Base number\*100

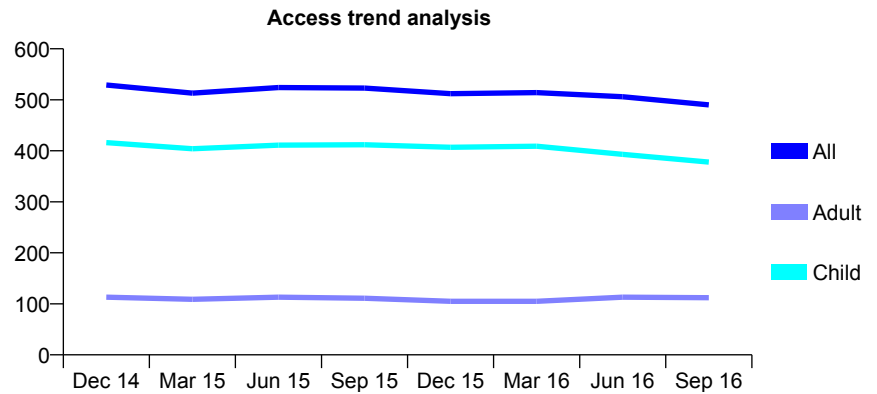
## Q69 - Vital Signs At a Glance Contract Report for 220817/0001 - September 2016

Name or company name	MR PJ ALLEN
Contract type name	GDS Contract
Purpose of contract	General
Contract start date	01/04/2006
Contract end date	

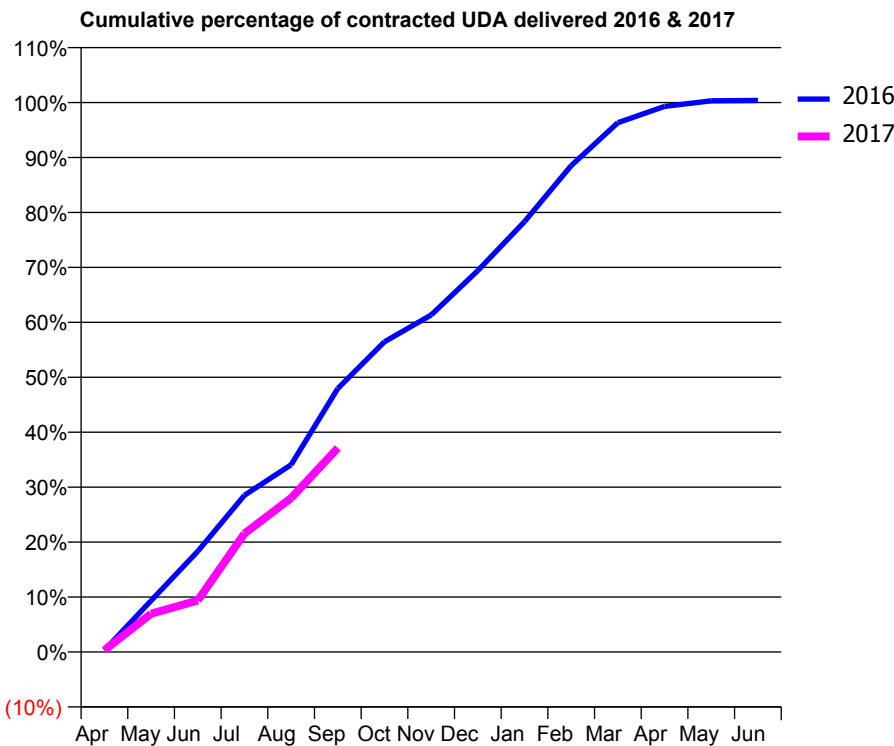
16/17 Contracted general activity (UDA)	1,191
Carry forward general activity (UDA)	-4
16/17 Contracted orthodontic activity (UOA)	0
Carry forward orthodontic activity (UOA)	0
Baseline contract value	£28,420.01

### ACCESS\*

Patients seen in 24 months	Total	Change since previous quarter
Quarter ending September 2015	523	
Quarter ending December 2015	512	↓
Quarter ending March 2016	514	→
Quarter ending June 2016	506	↓
Quarter ending September 2016	490	↓
<b>Variance since September 2015</b>	<b>(6.3%)</b>	<b>↓</b>



### ACTIVITY



Month	Adjusted Scheduled Activity (UDA)	
	2016	2017
April	4	4
May	111	83
June	218	112
July	340	257
August	406	334
September	571	442
October	672	
November	731	
December	827	
January	933	
February	1,054	
March	1,147	
April	1,183	
May	1,195	
June	1,196	

### QUALITY

	Quantity	Base Number	Contract	AT	Region	England
% of FP17s for the same patient ID Re-attending within 3 months - Children	25	288	8.7%	11.9%	11.8%	12.4%
% of FP17s for the same patient ID Re-attending within 3 months - Adults	4	46	8.7%	15.8%	16.6%	16.7%
% of FP17s for the same patient ID Re-attending between 3 & 9 months - Children	184	288	63.9%	57.1%	60.2%	57.4%
% of FP17s for the same patient ID Re-attending between 3 & 9 months - Adults	28	46	60.9%	48.6%	52.0%	50.5%
% of FP17s for Band 1 Urgent Courses	6	300	2.0%	9.6%	9.4%	9.1%
% of FP17s Relating to Free Repair or Replacements	0	300	0.0%	0.7%	0.7%	0.8%
% of FP17s Relating to Continuations	0	300	0.0%	0.9%	1.2%	1.3%
% of Patients satisfied with the dentistry they have received	0	0	N/A	93.3%	93.6%	93.2%
% of Patients satisfied with the time they had to wait for an appointment	0	0	N/A	89.2%	89.1%	89.0%

\* This is based on patients treated on this contract for their most recent course of treatment. Figures in italics indicate the base number of FP17s or Patient Questionnaire responses are less than 100. N/A is shown where the base number of responses is less than 10 during the period. % is calculated as Quantity/Base number\*100

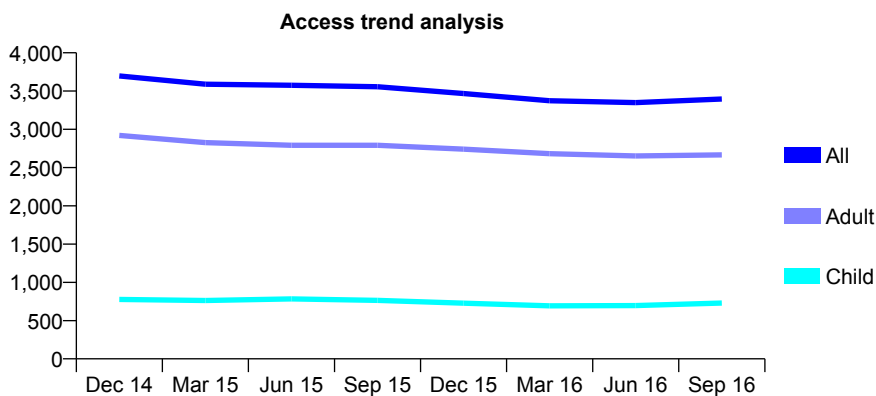
## Q69 - Vital Signs At a Glance Contract Report for 221384/0001 - September 2016

Name or company name	MRS AS FASS
Contract type name	GDS Contract
Purpose of contract	General
Contract start date	01/04/2006
Contract end date	

16/17 Contracted general activity (UDA)	7,565
Carry forward general activity (UDA)	-32
16/17 Contracted orthodontic activity (UOA)	0
Carry forward orthodontic activity (UOA)	0
Baseline contract value	£179,797.43

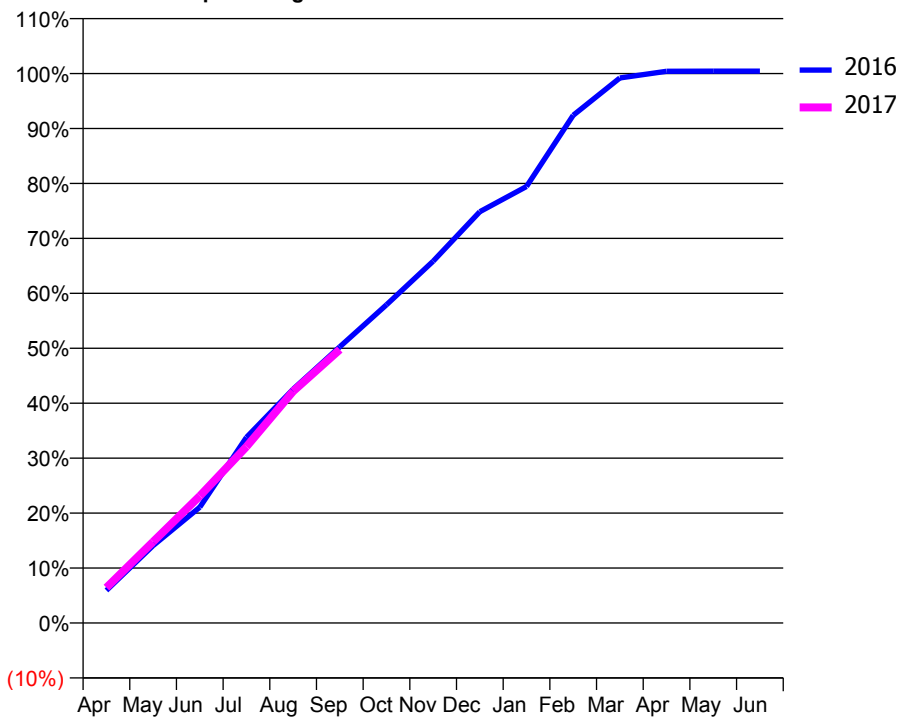
### ACCESS\*

Patients seen in 24 months	Total	Change since previous quarter
Quarter ending September 2015	3,556	
Quarter ending December 2015	3,468	↓
Quarter ending March 2016	3,374	↓
Quarter ending June 2016	3,349	→
Quarter ending September 2016	3,396	→
<b>Variance since September 2015</b>	<b>(4.5%)</b>	<b>↓</b>



### ACTIVITY

Cumulative percentage of contracted UDA delivered 2016 & 2017



Month	Adjusted Scheduled Activity (UDA)	
	2016	2017
April	448	487
May	1,065	1,119
June	1,594	1,749
July	2,557	2,428
August	3,219	3,189
September	3,802	3,765
October	4,381	
November	4,981	
December	5,663	
January	6,010	
February	6,991	
March	7,504	
April	7,595	
May	7,597	
June	7,597	

### QUALITY

	Quantity	Base Number	Contract	AT	Region	England
% of FP17s for the same patient ID Re-attending within 3 months - Children	20	486	4.1%	11.9%	11.8%	12.4%
% of FP17s for the same patient ID Re-attending within 3 months - Adults	98	1,567	6.3%	15.8%	16.6%	16.7%
% of FP17s for the same patient ID Re-attending between 3 & 9 months - Children	145	486	29.8%	57.1%	60.2%	57.4%
% of FP17s for the same patient ID Re-attending between 3 & 9 months - Adults	528	1,567	33.7%	48.6%	52.0%	50.5%
% of FP17s for Band 1 Urgent Courses	119	2,009	5.9%	9.6%	9.4%	9.1%
% of FP17s Relating to Free Repair or Replacements	13	2,009	0.6%	0.7%	0.7%	0.8%
% of FP17s Relating to Continuations	3	2,009	0.1%	0.9%	1.2%	1.3%
% of Patients satisfied with the dentistry they have received	1	1	N/A	93.3%	93.6%	93.2%
% of Patients satisfied with the time they had to wait for an appointment	1	1	N/A	89.2%	89.1%	89.0%

\* This is based on patients treated on this contract for their most recent course of treatment. Figures in italics indicate the base number of FP17s or Patient Questionnaire responses are less than 100. N/A is shown where the base number of responses is less than 10 during the period. % is calculated as Quantity/Base number\*100



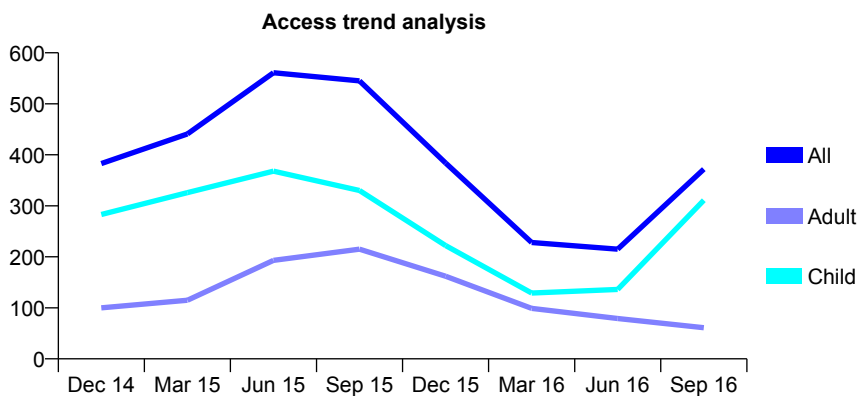
## Q69 - Vital Signs At a Glance Contract Report for 230456/0001 - September 2016

Name or company name	Gentle Dental Care 4U
Contract type name	GDS Contract
Purpose of contract	General
Contract start date	01/04/2006
Contract end date	

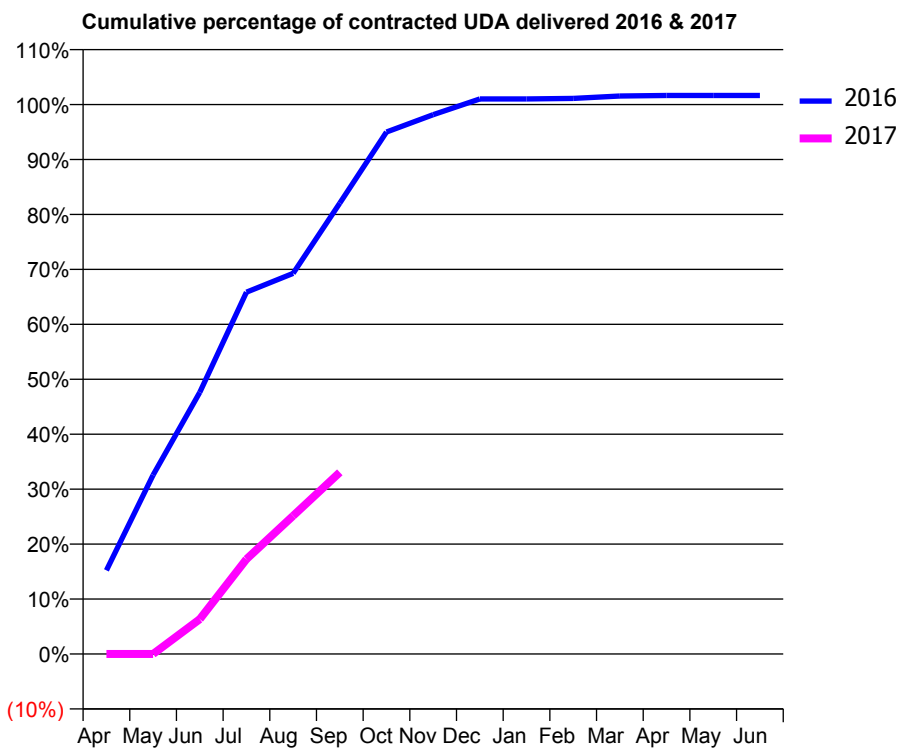
16/17 Contracted general activity (UDA)	950
Carry forward general activity (UDA)	0
16/17 Contracted orthodontic activity (UOA)	0
Carry forward orthodontic activity (UOA)	0
Baseline contract value	£22,462.89

### ACCESS\*

Patients seen in 24 months	Total	Change since previous quarter
Quarter ending September 2015	545	
Quarter ending December 2015	384	↓
Quarter ending March 2016	228	↓
Quarter ending June 2016	215	↓
Quarter ending September 2016	372	↑
<b>Variance since September 2015</b>	<b>(31.7%)</b>	<b>↓</b>



### ACTIVITY



Month	Adjusted Scheduled Activity (UDA)	
	2016	2017
April	145	0
May	309	0
June	452	60
July	626	164
August	658	239
September	780	314
October	902	
November	932	
December	960	
January	960	
February	961	
March	965	
April	966	
May	966	
June	966	

### QUALITY

	Quantity	Base Number	Contract	AT	Region	England
% of FP17s for the same patient ID Re-attending within 3 months - Children	4	230	1.7%	11.9%	11.8%	12.4%
% of FP17s for the same patient ID Re-attending within 3 months - Adults	0	1	0.0%	15.8%	16.6%	16.7%
% of FP17s for the same patient ID Re-attending between 3 & 9 months - Children	6	230	2.6%	57.1%	60.2%	57.4%
% of FP17s for the same patient ID Re-attending between 3 & 9 months - Adults	0	1	0.0%	48.6%	52.0%	50.5%
% of FP17s for Band 1 Urgent Courses	6	230	2.6%	9.6%	9.4%	9.1%
% of FP17s Relating to Free Repair or Replacements	0	230	0.0%	0.7%	0.7%	0.8%
% of FP17s Relating to Continuations	0	230	0.0%	0.9%	1.2%	1.3%
% of Patients satisfied with the dentistry they have received	0	0	N/A	93.3%	93.6%	93.2%
% of Patients satisfied with the time they had to wait for an appointment	0	0	N/A	89.2%	89.1%	89.0%

\* This is based on patients treated on this contract for their most recent course of treatment. Figures in italics indicate the base number of FP17s or Patient Questionnaire responses are less than 100. N/A is shown where the base number of responses is less than 10 during the period. % is calculated as Quantity/Base number\*100

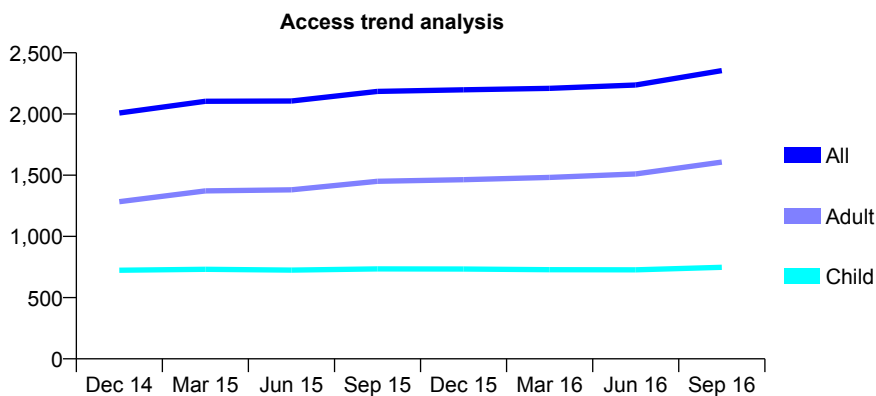
## Q69 - Vital Signs At a Glance Contract Report for 231878/0001 - September 2016

Name or company name	MR AF GAON
Contract type name	GDS Contract
Purpose of contract	General
Contract start date	01/04/2006
Contract end date	

16/17 Contracted general activity (UDA)	6,049
Carry forward general activity (UDA)	-87
16/17 Contracted orthodontic activity (UOA)	0
Carry forward orthodontic activity (UOA)	0
Baseline contract value	£175,931.03

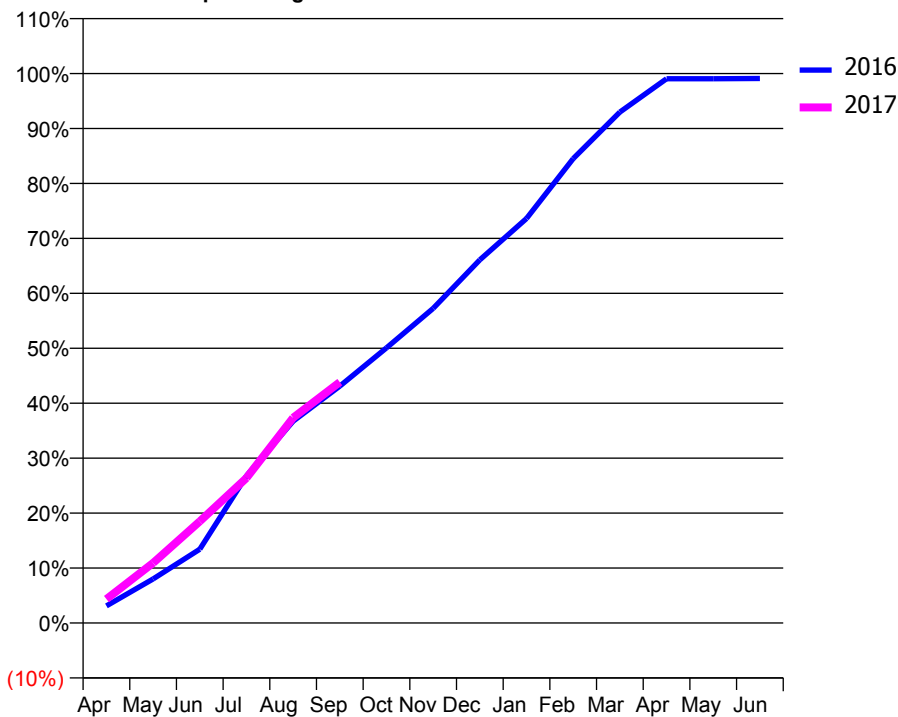
### ACCESS\*

Patients seen in 24 months	Total	Change since previous quarter
Quarter ending September 2015	2,185	
Quarter ending December 2015	2,198	→
Quarter ending March 2016	2,210	→
Quarter ending June 2016	2,237	→
Quarter ending September 2016	2,355	↑
<b>Variance since September 2015</b>	<b>7.8%</b>	<b>↑</b>



### ACTIVITY

Cumulative percentage of contracted UDA delivered 2016 & 2017



Month	Adjusted Scheduled Activity (UDA)	
	2016	2017
April	193	264
May	496	661
June	832	1,120
July	1,658	1,596
August	2,274	2,260
September	2,669	2,652
October	3,100	
November	3,544	
December	4,092	
January	4,557	
February	5,232	
March	5,756	
April	6,132	
May	6,132	
June	6,134	

### QUALITY

	Quantity	Base Number	Contract	AT	Region	England
% of FP17s for the same patient ID Re-attending within 3 months - Children	49	604	8.1%	11.9%	11.8%	12.4%
% of FP17s for the same patient ID Re-attending within 3 months - Adults	170	1,206	14.1%	15.8%	16.6%	16.7%
% of FP17s for the same patient ID Re-attending between 3 & 9 months - Children	396	604	65.6%	57.1%	60.2%	57.4%
% of FP17s for the same patient ID Re-attending between 3 & 9 months - Adults	641	1,206	53.2%	48.6%	52.0%	50.5%
% of FP17s for Band 1 Urgent Courses	82	1,581	5.2%	9.6%	9.4%	9.1%
% of FP17s Relating to Free Repair or Replacements	1	1,581	0.1%	0.7%	0.7%	0.8%
% of FP17s Relating to Continuations	9	1,581	0.6%	0.9%	1.2%	1.3%
% of Patients satisfied with the dentistry they have received	0	0	N/A	93.3%	93.6%	93.2%
% of Patients satisfied with the time they had to wait for an appointment	0	0	N/A	89.2%	89.1%	89.0%

\* This is based on patients treated on this contract for their most recent course of treatment. Figures in italics indicate the base number of FP17s or Patient Questionnaire responses are less than 100. N/A is shown where the base number of responses is less than 10 during the period. % is calculated as Quantity/Base number\*100

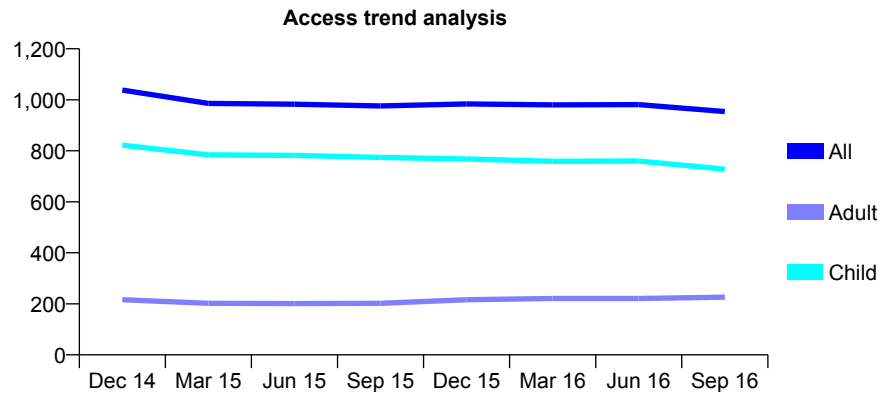
## Q69 - Vital Signs At a Glance Contract Report for 233269/0001 - September 2016

Name or company name	MR JD BARLOW
Contract type name	GDS Contract
Purpose of contract	General
Contract start date	01/04/2006
Contract end date	

16/17 Contracted general activity (UDA)	1,471
Carry forward general activity (UDA)	-29
16/17 Contracted orthodontic activity (UOA)	0
Carry forward orthodontic activity (UOA)	0
Baseline contract value	£32,316.59

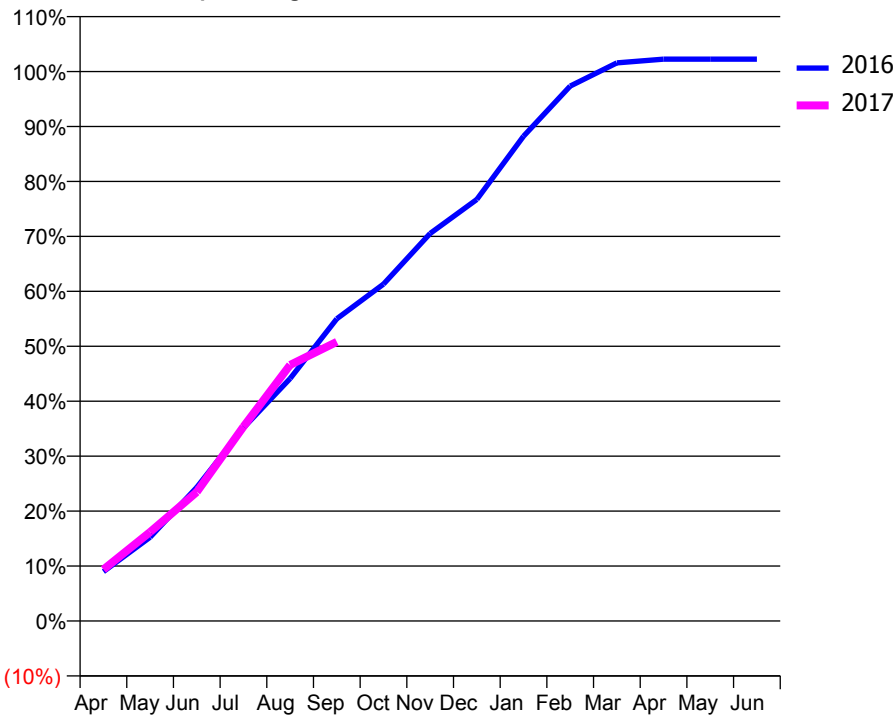
### ACCESS\*

Patients seen in 24 months	Total	Change since previous quarter
Quarter ending September 2015	976	
Quarter ending December 2015	984	→
Quarter ending March 2016	980	→
Quarter ending June 2016	981	→
Quarter ending September 2016	954	↓
<b>Variance since September 2015</b>	<b>(2.3%)</b>	<b>↓</b>



### ACTIVITY

Cumulative percentage of contracted UDA delivered 2016 & 2017



Month	Adjusted Scheduled Activity (UDA)	
	2016	2017
April	132	138
May	224	238
June	358	345
July	517	520
August	649	685
September	809	747
October	902	
November	1,038	
December	1,129	
January	1,298	
February	1,432	
March	1,494	
April	1,504	
May	1,504	
June	1,504	

### QUALITY

	Quantity	Base Number	Contract	AT	Region	England
% of FP17s for the same patient ID Re-attending within 3 months - Children	7	496	1.4%	11.9%	11.8%	12.4%
% of FP17s for the same patient ID Re-attending within 3 months - Adults	3	90	3.3%	15.8%	16.6%	16.7%
% of FP17s for the same patient ID Re-attending between 3 & 9 months - Children	270	496	54.4%	57.1%	60.2%	57.4%
% of FP17s for the same patient ID Re-attending between 3 & 9 months - Adults	35	90	38.9%	48.6%	52.0%	50.5%
% of FP17s for Band 1 Urgent Courses	7	580	1.2%	9.6%	9.4%	9.1%
% of FP17s Relating to Free Repair or Replacements	0	580	0.0%	0.7%	0.7%	0.8%
% of FP17s Relating to Continuations	0	580	0.0%	0.9%	1.2%	1.3%
% of Patients satisfied with the dentistry they have received	0	0	N/A	93.3%	93.6%	93.2%
% of Patients satisfied with the time they had to wait for an appointment	0	0	N/A	89.2%	89.1%	89.0%

\* This is based on patients treated on this contract for their most recent course of treatment. Figures in italics indicate the base number of FP17s or Patient Questionnaire responses are less than 100. N/A is shown where the base number of responses is less than 10 during the period. % is calculated as Quantity/Base number\*100

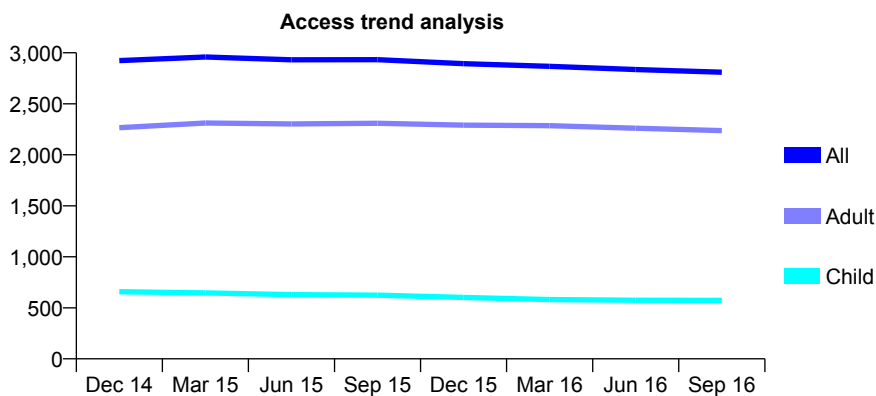
## Q69 - Vital Signs At a Glance Contract Report for 234907/0001 - September 2016

Name or company name	MRS SV TAFFT
Contract type name	GDS Contract
Purpose of contract	General
Contract start date	01/04/2006
Contract end date	

16/17 Contracted general activity (UDA)	8,926
Carry forward general activity (UDA)	8
16/17 Contracted orthodontic activity (UOA)	0
Carry forward orthodontic activity (UOA)	0
Baseline contract value	£210,994.23

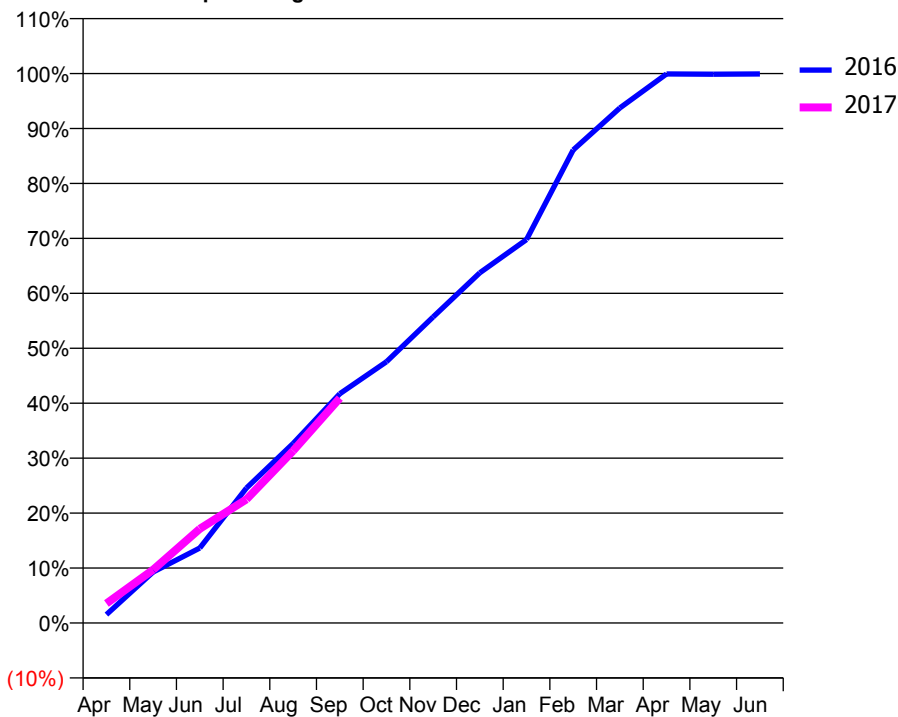
### ACCESS\*

Patients seen in 24 months	Total	Change since previous quarter
Quarter ending September 2015	2,933	
Quarter ending December 2015	2,893	↓
Quarter ending March 2016	2,867	→
Quarter ending June 2016	2,836	↓
Quarter ending September 2016	2,810	→
<b>Variance since September 2015</b>	<b>(4.2%)</b>	<b>↓</b>



### ACTIVITY

Cumulative percentage of contracted UDA delivered 2016 & 2017



Month	Adjusted Scheduled Activity (UDA)	
	2016	2017
April	139	317
May	829	864
June	1,218	1,531
July	2,193	2,010
August	2,916	2,796
September	3,724	3,652
October	4,244	
November	4,973	
December	5,690	
January	6,230	
February	7,684	
March	8,367	
April	8,918	
May	8,915	
June	8,919	

### QUALITY

	Quantity	Base Number	Contract	AT	Region	England
% of FP17s for the same patient ID Re-attending within 3 months - Children	35	494	7.1%	11.9%	11.8%	12.4%
% of FP17s for the same patient ID Re-attending within 3 months - Adults	183	1,794	10.2%	15.8%	16.6%	16.7%
% of FP17s for the same patient ID Re-attending between 3 & 9 months - Children	341	494	69.0%	57.1%	60.2%	57.4%
% of FP17s for the same patient ID Re-attending between 3 & 9 months - Adults	1,284	1,794	71.6%	48.6%	52.0%	50.5%
% of FP17s for Band 1 Urgent Courses	75	2,067	3.6%	9.6%	9.4%	9.1%
% of FP17s Relating to Free Repair or Replacements	11	2,067	0.5%	0.7%	0.7%	0.8%
% of FP17s Relating to Continuations	23	2,067	1.1%	0.9%	1.2%	1.3%
% of Patients satisfied with the dentistry they have received	2	2	N/A	93.3%	93.6%	93.2%
% of Patients satisfied with the time they had to wait for an appointment	2	2	N/A	89.2%	89.1%	89.0%

\* This is based on patients treated on this contract for their most recent course of treatment. Figures in italics indicate the base number of FP17s or Patient Questionnaire responses are less than 100. N/A is shown where the base number of responses is less than 10 during the period. % is calculated as Quantity/Base number\*100

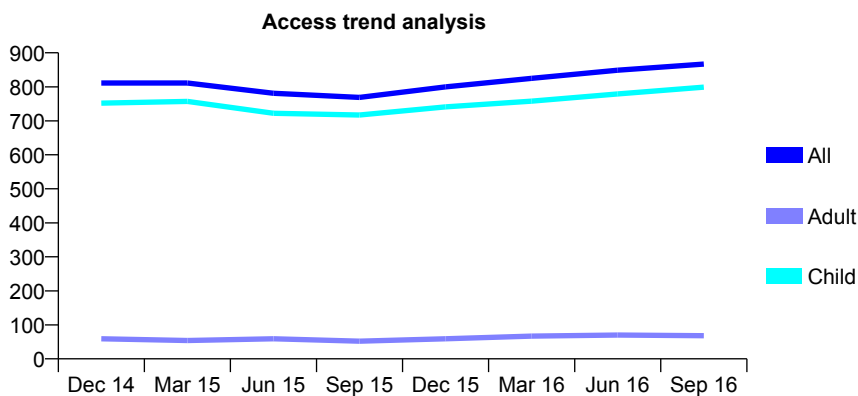
## Q69 - Vital Signs At a Glance Contract Report for 235849/0001 - September 2016

Name or company name	MR JM BROWN
Contract type name	GDS Contract
Purpose of contract	General
Contract start date	01/04/2006
Contract end date	

16/17 Contracted general activity (UDA)	1,254
Carry forward general activity (UDA)	-25
16/17 Contracted orthodontic activity (UOA)	0
Carry forward orthodontic activity (UOA)	0
Baseline contract value	£23,360.96

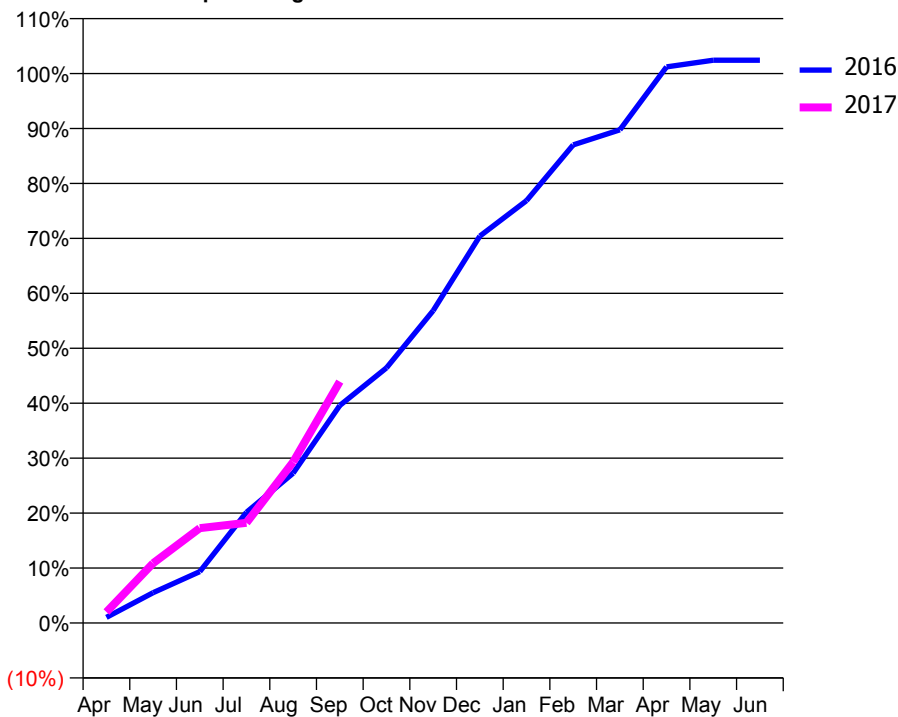
### ACCESS\*

Patients seen in 24 months	Total	Change since previous quarter
Quarter ending September 2015	769	
Quarter ending December 2015	800	↑
Quarter ending March 2016	825	↑
Quarter ending June 2016	849	↑
Quarter ending September 2016	867	↑
<b>Variance since September 2015</b>	<b>12.7%</b>	<b>↑</b>



### ACTIVITY

Cumulative percentage of contracted UDA delivered 2016 & 2017



Month	Adjusted Scheduled Activity (UDA)	
	2016	2017
April	13	25
May	69	136
June	117	217
July	253	229
August	342	368
September	497	551
October	582	
November	713	
December	883	
January	964	
February	1,091	
March	1,126	
April	1,269	
May	1,284	
June	1,284	

### QUALITY

	Quantity	Base Number	Contract	AT	Region	England
% of FP17s for the same patient ID Re-attending within 3 months - Children	21	603	3.5%	11.9%	11.8%	12.4%
% of FP17s for the same patient ID Re-attending within 3 months - Adults	0	0	N/A	15.8%	16.6%	16.7%
% of FP17s for the same patient ID Re-attending between 3 & 9 months - Children	358	603	59.4%	57.1%	60.2%	57.4%
% of FP17s for the same patient ID Re-attending between 3 & 9 months - Adults	0	0	N/A	48.6%	52.0%	50.5%
% of FP17s for Band 1 Urgent Courses	14	471	3.0%	9.6%	9.4%	9.1%
% of FP17s Relating to Free Repair or Replacements	0	471	0.0%	0.7%	0.7%	0.8%
% of FP17s Relating to Continuations	0	471	0.0%	0.9%	1.2%	1.3%
% of Patients satisfied with the dentistry they have received	1	1	N/A	93.3%	93.6%	93.2%
% of Patients satisfied with the time they had to wait for an appointment	1	1	N/A	89.2%	89.1%	89.0%

\* This is based on patients treated on this contract for their most recent course of treatment. Figures in italics indicate the base number of FP17s or Patient Questionnaire responses are less than 100. N/A is shown where the base number of responses is less than 10 during the period. % is calculated as Quantity/Base number\*100

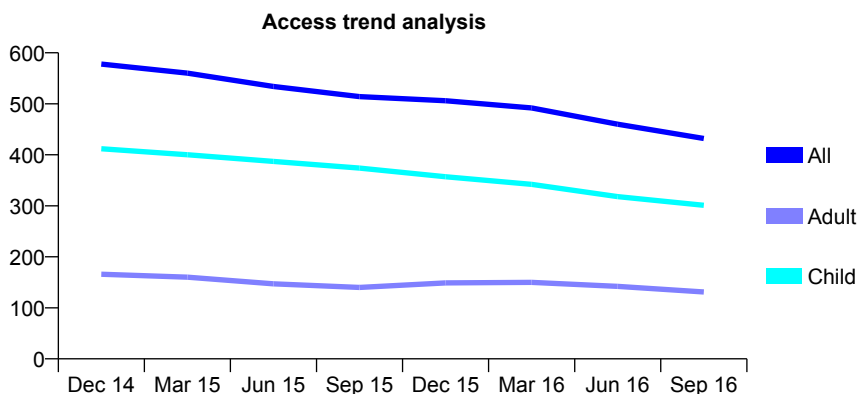
## Q69 - Vital Signs At a Glance Contract Report for 237558/0001 - September 2016

Name or company name	MR AS TIERNEY
Contract type name	GDS Contract
Purpose of contract	General
Contract start date	02/07/2012
Contract end date	

16/17 Contracted general activity (UDA)	938
Carry forward general activity (UDA)	0
16/17 Contracted orthodontic activity (UOA)	0
Carry forward orthodontic activity (UOA)	0
Baseline contract value	£16,865.06

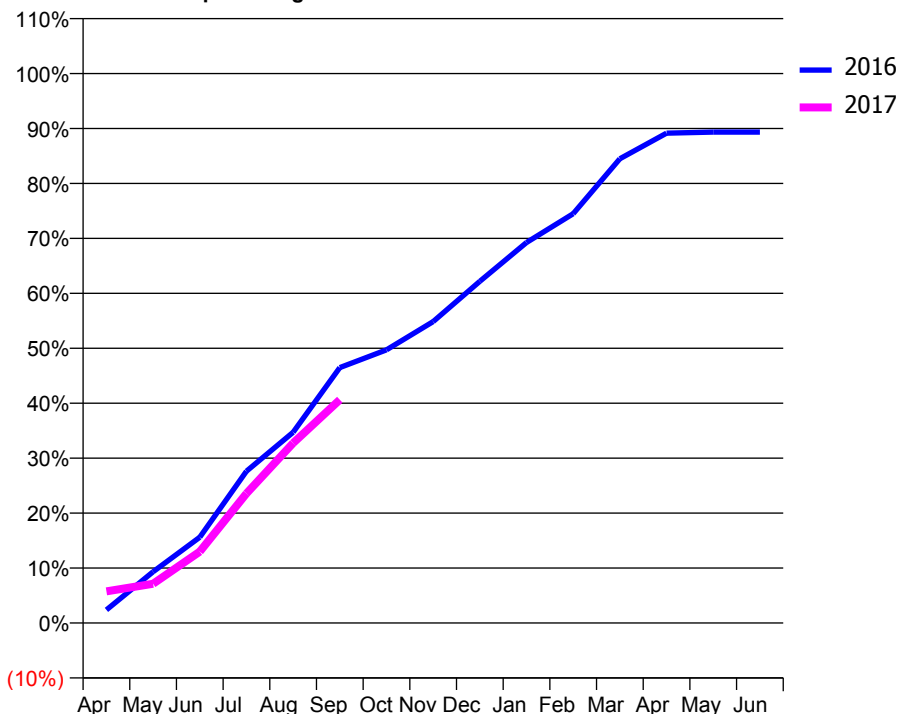
### ACCESS\*

Patients seen in 24 months	Total	Change since previous quarter
Quarter ending September 2015	514	
Quarter ending December 2015	506	↓
Quarter ending March 2016	492	↓
Quarter ending June 2016	460	↓
Quarter ending September 2016	432	↓
<b>Variance since September 2015</b>	<b>(16.0%)</b>	<b>↓</b>



### ACTIVITY

Cumulative percentage of contracted UDA delivered 2016 & 2017



Adjusted Scheduled Activity (UDA)

Month	2016	2017
April	25	54
May	98	67
June	164	122
July	290	221
August	365	307
September	488	381
October	522	
November	576	
December	653	
January	727	
February	782	
March	887	
April	936	
May	938	
June	938	

### QUALITY

	Quantity	Base Number	Contract	AT	Region	England
% of FP17s for the same patient ID Re-attending within 3 months - Children	16	276	5.8%	11.9%	11.8%	12.4%
% of FP17s for the same patient ID Re-attending within 3 months - Adults	1	50	2.0%	15.8%	16.6%	16.7%
% of FP17s for the same patient ID Re-attending between 3 & 9 months - Children	207	276	75.0%	57.1%	60.2%	57.4%
% of FP17s for the same patient ID Re-attending between 3 & 9 months - Adults	41	50	82.0%	48.6%	52.0%	50.5%
% of FP17s for Band 1 Urgent Courses	1	285	0.4%	9.6%	9.4%	9.1%
% of FP17s Relating to Free Repair or Replacements	0	285	0.0%	0.7%	0.7%	0.8%
% of FP17s Relating to Continuations	0	285	0.0%	0.9%	1.2%	1.3%
% of Patients satisfied with the dentistry they have received	0	0	N/A	93.3%	93.6%	93.2%
% of Patients satisfied with the time they had to wait for an appointment	0	0	N/A	89.2%	89.1%	89.0%

\* This is based on patients treated on this contract for their most recent course of treatment. Figures in italics indicate the base number of FP17s or Patient Questionnaire responses are less than 100. N/A is shown where the base number of responses is less than 10 during the period. % is calculated as Quantity/Base number\*100

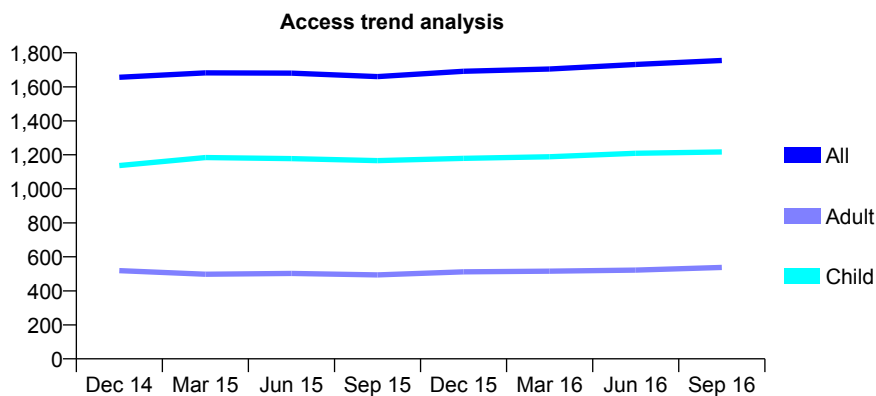
## Q69 - Vital Signs At a Glance Contract Report for 237620/0001 - September 2016

Name or company name	MISS NJ BEARDSLEY
Contract type name	GDS Contract
Purpose of contract	General
Contract start date	01/04/2006
Contract end date	

16/17 Contracted general activity (UDA)	5,732
Carry forward general activity (UDA)	0
16/17 Contracted orthodontic activity (UOA)	0
Carry forward orthodontic activity (UOA)	0
Baseline contract value	£147,970.69

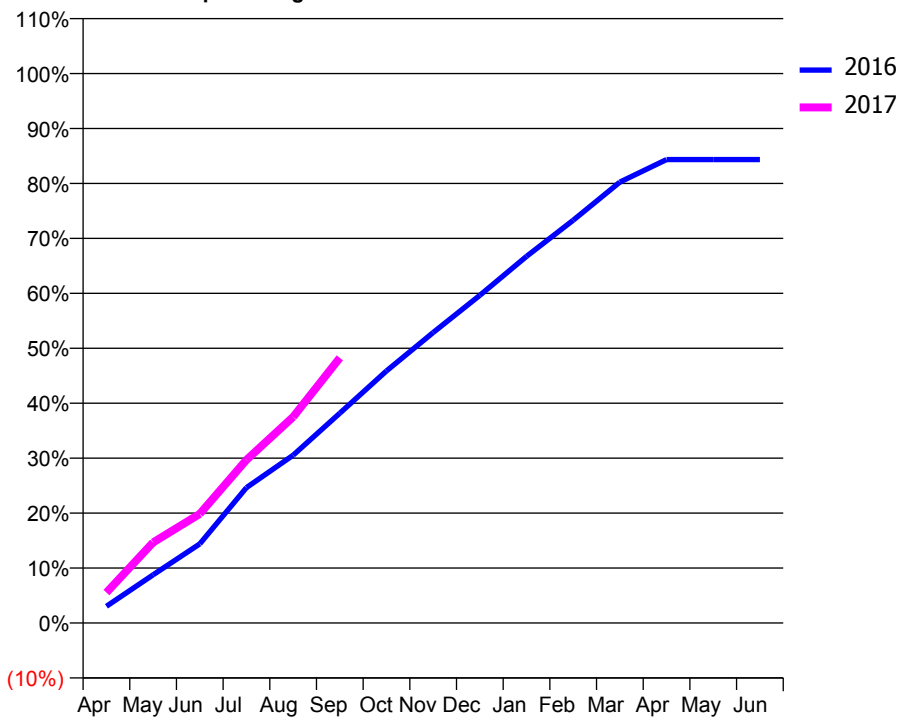
### ACCESS\*

Patients seen in 24 months	Total	Change since previous quarter
Quarter ending September 2015	1,660	
Quarter ending December 2015	1,691	→
Quarter ending March 2016	1,705	→
Quarter ending June 2016	1,731	→
Quarter ending September 2016	1,755	→
<b>Variance since September 2015</b>	<b>5.7%</b>	<b>↑</b>



### ACTIVITY

Cumulative percentage of contracted UDA delivered 2016 & 2017



Month	Adjusted Scheduled Activity (UDA)	
	2016	2017
April	207	318
May	597	841
June	979	1,138
July	1,675	1,701
August	2,075	2,150
September	2,595	2,766
October	3,118	
November	3,592	
December	4,053	
January	4,534	
February	4,982	
March	5,453	
April	5,731	
May	5,731	
June	5,731	

### QUALITY

	Quantity	Base Number	Contract	AT	Region	England
% of FP17s for the same patient ID Re-attending within 3 months - Children	81	1,116	7.3%	11.9%	11.8%	12.4%
% of FP17s for the same patient ID Re-attending within 3 months - Adults	40	384	10.4%	15.8%	16.6%	16.7%
% of FP17s for the same patient ID Re-attending between 3 & 9 months - Children	726	1,116	65.1%	57.1%	60.2%	57.4%
% of FP17s for the same patient ID Re-attending between 3 & 9 months - Adults	245	384	63.8%	48.6%	52.0%	50.5%
% of FP17s for Band 1 Urgent Courses	38	1,368	2.8%	9.6%	9.4%	9.1%
% of FP17s Relating to Free Repair or Replacements	1	1,368	0.1%	0.7%	0.7%	0.8%
% of FP17s Relating to Continuations	3	1,368	0.2%	0.9%	1.2%	1.3%
% of Patients satisfied with the dentistry they have received	1	1	N/A	93.3%	93.6%	93.2%
% of Patients satisfied with the time they had to wait for an appointment	1	1	N/A	89.2%	89.1%	89.0%

\* This is based on patients treated on this contract for their most recent course of treatment. Figures in italics indicate the base number of FP17s or Patient Questionnaire responses are less than 100. N/A is shown where the base number of responses is less than 10 during the period. % is calculated as Quantity/Base number\*100



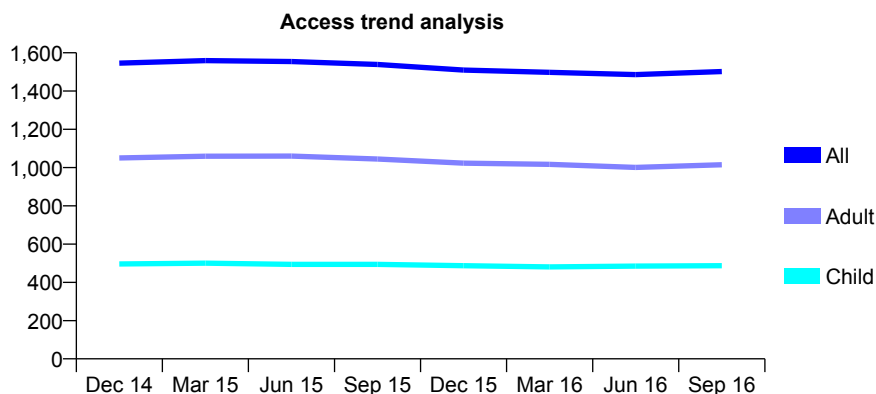
## Q69 - Vital Signs At a Glance Contract Report for 238082/0001 - September 2016

Name or company name	MR SK GRAY
Contract type name	GDS Contract
Purpose of contract	General
Contract start date	01/04/2006
Contract end date	

16/17 Contracted general activity (UDA)	3,750
Carry forward general activity (UDA)	0
16/17 Contracted orthodontic activity (UOA)	0
Carry forward orthodontic activity (UOA)	0
Baseline contract value	£88,675.66

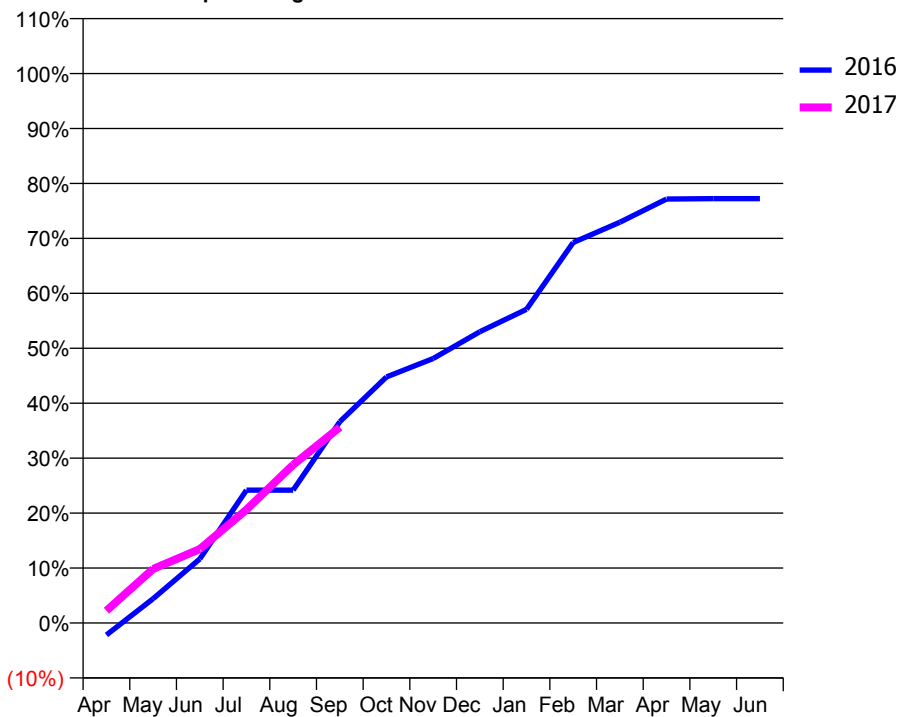
### ACCESS\*

Patients seen in 24 months	Total	Change since previous quarter
Quarter ending September 2015	1,539	
Quarter ending December 2015	1,510	↓
Quarter ending March 2016	1,498	→
Quarter ending June 2016	1,486	→
Quarter ending September 2016	1,502	→
<b>Variance since September 2015</b>	<b>(2.4%)</b>	<b>↓</b>



### ACTIVITY

Cumulative percentage of contracted UDA delivered 2016 & 2017



Adjusted Scheduled Activity (UDA)

Month	2016	2017
April	-82	84
May	166	369
June	437	505
July	907	774
August	907	1,080
September	1,374	1,337
October	1,680	
November	1,805	
December	1,988	
January	2,141	
February	2,596	
March	2,735	
April	2,894	
May	2,896	
June	2,896	

### QUALITY

	Quantity	Base Number	Contract	AT	Region	England
% of FP17s for the same patient ID Re-attending within 3 months - Children	8	324	2.5%	11.9%	11.8%	12.4%
% of FP17s for the same patient ID Re-attending within 3 months - Adults	61	639	9.5%	15.8%	16.6%	16.7%
% of FP17s for the same patient ID Re-attending between 3 & 9 months - Children	191	324	59.0%	57.1%	60.2%	57.4%
% of FP17s for the same patient ID Re-attending between 3 & 9 months - Adults	344	639	53.8%	48.6%	52.0%	50.5%
% of FP17s for Band 1 Urgent Courses	34	874	3.9%	9.6%	9.4%	9.1%
% of FP17s Relating to Free Repair or Replacements	9	874	1.0%	0.7%	0.7%	0.8%
% of FP17s Relating to Continuations	1	874	0.1%	0.9%	1.2%	1.3%
% of Patients satisfied with the dentistry they have received	4	4	N/A	93.3%	93.6%	93.2%
% of Patients satisfied with the time they had to wait for an appointment	4	4	N/A	89.2%	89.1%	89.0%

\* This is based on patients treated on this contract for their most recent course of treatment. Figures in italics indicate the base number of FP17s or Patient Questionnaire responses are less than 100. N/A is shown where the base number of responses is less than 10 during the period. % is calculated as Quantity/Base number\*100

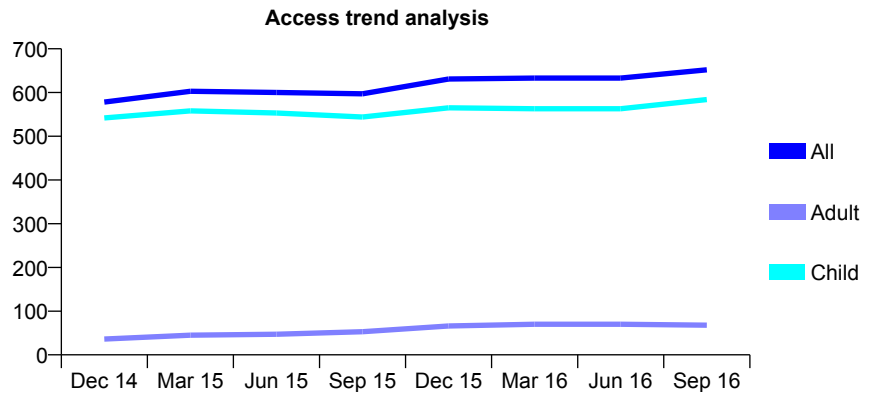
## Q69 - Vital Signs At a Glance Contract Report for 239275/0001 - September 2016

Name or company name	MR EP HEMS
Contract type name	GDS Contract
Purpose of contract	General
Contract start date	01/04/2006
Contract end date	

16/17 Contracted general activity (UDA)	870
Carry forward general activity (UDA)	-17
16/17 Contracted orthodontic activity (UOA)	0
Carry forward orthodontic activity (UOA)	0
Baseline contract value	£20,566.29

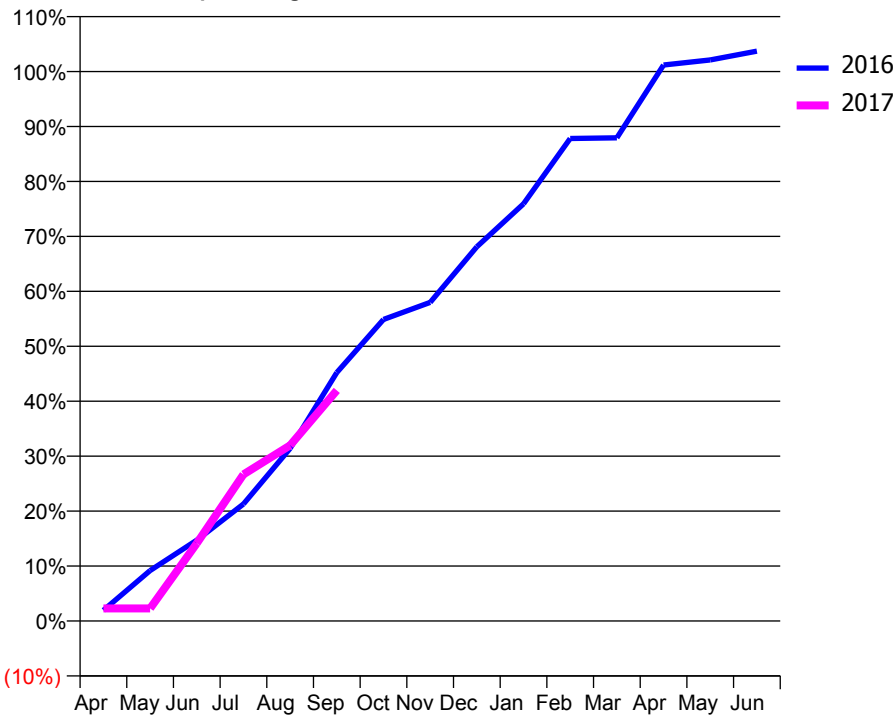
### ACCESS\*

Patients seen in 24 months	Total	Change since previous quarter
Quarter ending September 2015	597	
Quarter ending December 2015	631	↑
Quarter ending March 2016	633	→
Quarter ending June 2016	633	→
Quarter ending September 2016	652	↑
<b>Variance since September 2015</b>	<b>9.2%</b>	<b>↑</b>



### ACTIVITY

Cumulative percentage of contracted UDA delivered 2016 & 2017



Month	Adjusted Scheduled Activity (UDA)	
	2016	2017
April	17	20
May	80	20
June	128	123
July	185	232
August	273	278
September	393	365
October	477	
November	504	
December	593	
January	661	
February	764	
March	765	
April	880	
May	888	
June	902	

### QUALITY

	Quantity	Base Number	Contract	AT	Region	England
% of FP17s for the same patient ID Re-attending within 3 months - Children	40	870	4.6%	11.9%	11.8%	12.4%
% of FP17s for the same patient ID Re-attending within 3 months - Adults	0	3	0.0%	15.8%	16.6%	16.7%
% of FP17s for the same patient ID Re-attending between 3 & 9 months - Children	411	870	47.2%	57.1%	60.2%	57.4%
% of FP17s for the same patient ID Re-attending between 3 & 9 months - Adults	0	3	0.0%	48.6%	52.0%	50.5%
% of FP17s for Band 1 Urgent Courses	1	272	0.4%	9.6%	9.4%	9.1%
% of FP17s Relating to Free Repair or Replacements	0	272	0.0%	0.7%	0.7%	0.8%
% of FP17s Relating to Continuations	0	272	0.0%	0.9%	1.2%	1.3%
% of Patients satisfied with the dentistry they have received	0	0	N/A	93.3%	93.6%	93.2%
% of Patients satisfied with the time they had to wait for an appointment	0	0	N/A	89.2%	89.1%	89.0%

\* This is based on patients treated on this contract for their most recent course of treatment. Figures in italics indicate the base number of FP17s or Patient Questionnaire responses are less than 100. N/A is shown where the base number of responses is less than 10 during the period. % is calculated as Quantity/Base number\*100

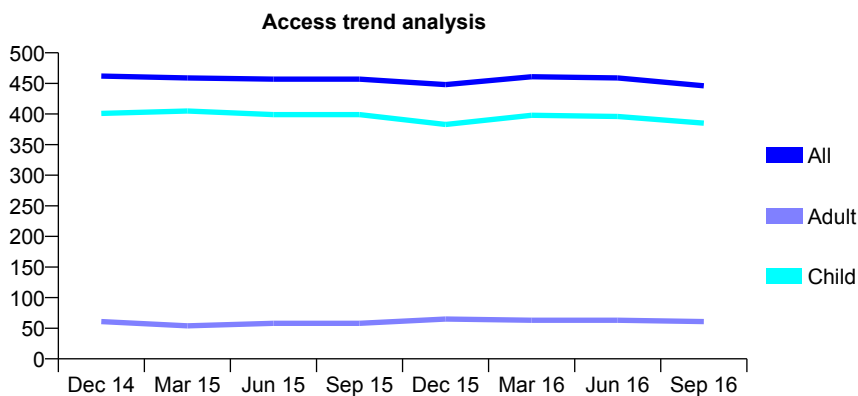
## Q69 - Vital Signs At a Glance Contract Report for 244287/0001 - September 2016

Name or company name	MR CR HARRIS
Contract type name	GDS Contract
Purpose of contract	General
Contract start date	01/04/2006
Contract end date	

16/17 Contracted general activity (UDA)	1,083
Carry forward general activity (UDA)	-8
16/17 Contracted orthodontic activity (UOA)	0
Carry forward orthodontic activity (UOA)	0
Baseline contract value	£23,211.73

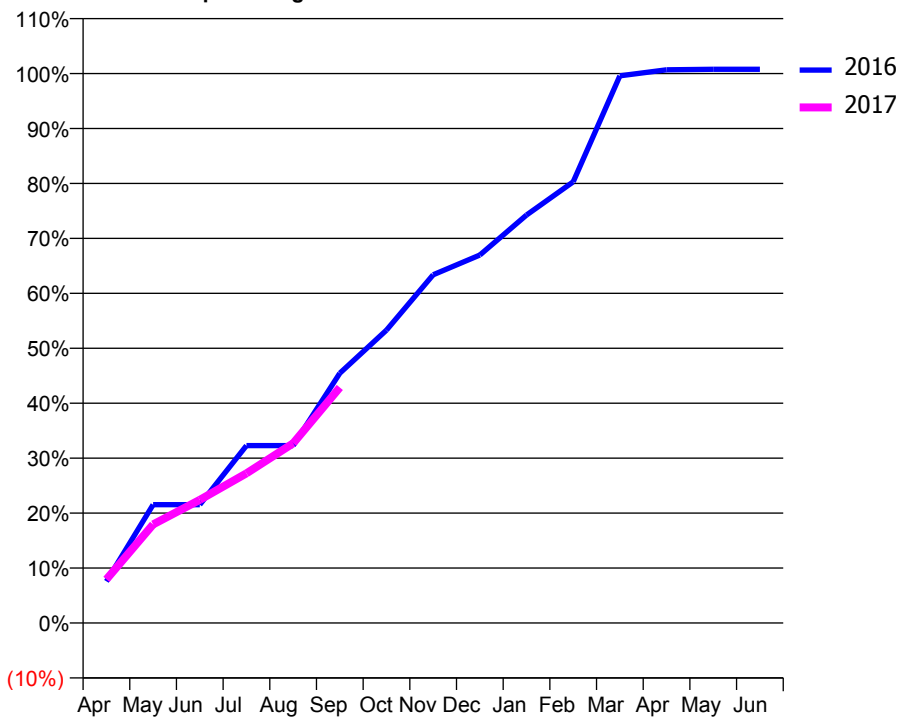
### ACCESS\*

Patients seen in 24 months	Total	Change since previous quarter
Quarter ending September 2015	457	
Quarter ending December 2015	448	↓
Quarter ending March 2016	461	↑
Quarter ending June 2016	459	→
Quarter ending September 2016	446	↓
<b>Variance since September 2015</b>	<b>(2.4%)</b>	<b>↓</b>



### ACTIVITY

Cumulative percentage of contracted UDA delivered 2016 & 2017



Month	Adjusted Scheduled Activity (UDA)	
	2016	2017
April	82	86
May	233	194
June	233	243
July	350	295
August	350	354
September	492	464
October	577	
November	686	
December	725	
January	804	
February	869	
March	1,078	
April	1,090	
May	1,091	
June	1,091	

### QUALITY

	Quantity	Base Number	Contract	AT	Region	England
% of FP17s for the same patient ID Re-attending within 3 months - Children	24	311	7.7%	11.9%	11.8%	12.4%
% of FP17s for the same patient ID Re-attending within 3 months - Adults	0	22	0.0%	15.8%	16.6%	16.7%
% of FP17s for the same patient ID Re-attending between 3 & 9 months - Children	221	311	71.1%	57.1%	60.2%	57.4%
% of FP17s for the same patient ID Re-attending between 3 & 9 months - Adults	15	22	68.2%	48.6%	52.0%	50.5%
% of FP17s for Band 1 Urgent Courses	6	324	1.9%	9.6%	9.4%	9.1%
% of FP17s Relating to Free Repair or Replacements	0	324	0.0%	0.7%	0.7%	0.8%
% of FP17s Relating to Continuations	2	324	0.6%	0.9%	1.2%	1.3%
% of Patients satisfied with the dentistry they have received	0	0	N/A	93.3%	93.6%	93.2%
% of Patients satisfied with the time they had to wait for an appointment	0	0	N/A	89.2%	89.1%	89.0%

\* This is based on patients treated on this contract for their most recent course of treatment. Figures in italics indicate the base number of FP17s or Patient Questionnaire responses are less than 100. N/A is shown where the base number of responses is less than 10 during the period. % is calculated as Quantity/Base number\*100

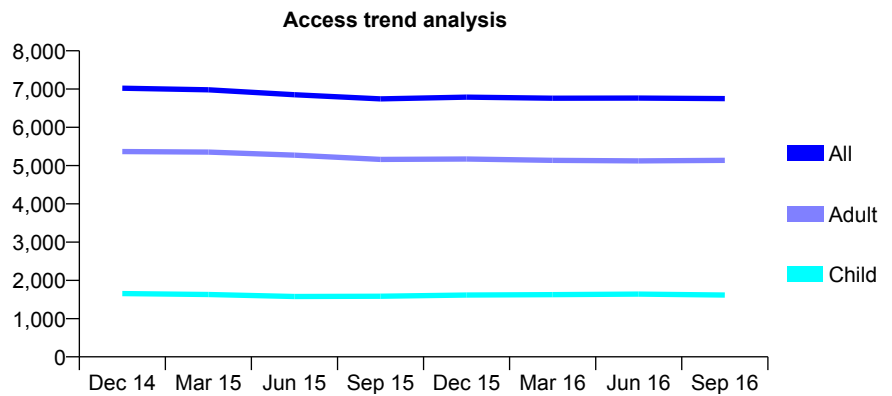
## Q69 - Vital Signs At a Glance Contract Report for 250511/0001 - September 2016

Name or company name	MR BS DEGUN
Contract type name	GDS Contract
Purpose of contract	General
Contract start date	01/04/2006
Contract end date	

16/17 Contracted general activity (UDA)	21,463
Carry forward general activity (UDA)	-193
16/17 Contracted orthodontic activity (UOA)	0
Carry forward orthodontic activity (UOA)	0
Baseline contract value	£536,256.61

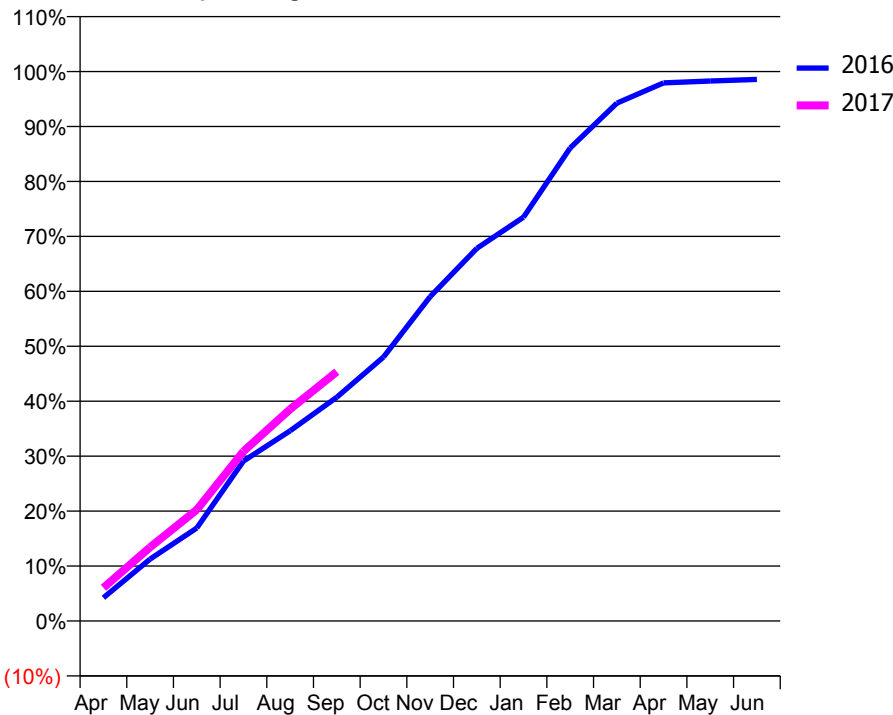
### ACCESS\*

Patients seen in 24 months	Total	Change since previous quarter
Quarter ending September 2015	6,745	
Quarter ending December 2015	6,787	→
Quarter ending March 2016	6,761	→
Quarter ending June 2016	6,764	→
Quarter ending September 2016	6,751	→
<b>Variance since September 2015</b>	<b>0.1%</b>	<b>→</b>



### ACTIVITY

Cumulative percentage of contracted UDA delivered 2016 & 2017



Month	Adjusted Scheduled Activity (UDA)	
	2016	2017
April	932	1,302
May	2,476	2,885
June	3,716	4,346
July	6,394	6,629
August	7,607	8,274
September	8,948	9,735
October	10,552	
November	12,968	
December	14,898	
January	16,144	
February	18,911	
March	20,702	
April	21,510	
May	21,588	
June	21,651	

### QUALITY

	Quantity	Base Number	Contract	AT	Region	England
% of FP17s for the same patient ID Re-attending within 3 months - Children	100	1,179	8.5%	11.9%	11.8%	12.4%
% of FP17s for the same patient ID Re-attending within 3 months - Adults	446	3,113	14.3%	15.8%	16.6%	16.7%
% of FP17s for the same patient ID Re-attending between 3 & 9 months - Children	571	1,179	48.4%	57.1%	60.2%	57.4%
% of FP17s for the same patient ID Re-attending between 3 & 9 months - Adults	1,374	3,113	44.1%	48.6%	52.0%	50.5%
% of FP17s for Band 1 Urgent Courses	353	3,946	8.9%	9.6%	9.4%	9.1%
% of FP17s Relating to Free Repair or Replacements	22	3,946	0.6%	0.7%	0.7%	0.8%
% of FP17s Relating to Continuations	39	3,946	1.0%	0.9%	1.2%	1.3%
% of Patients satisfied with the dentistry they have received	13	13	100.0%	93.3%	93.6%	93.2%
% of Patients satisfied with the time they had to wait for an appointment	12	13	92.3%	89.2%	89.1%	89.0%

\* This is based on patients treated on this contract for their most recent course of treatment. Figures in italics indicate the base number of FP17s or Patient Questionnaire responses are less than 100. N/A is shown where the base number of responses is less than 10 during the period. % is calculated as Quantity/Base number\*100

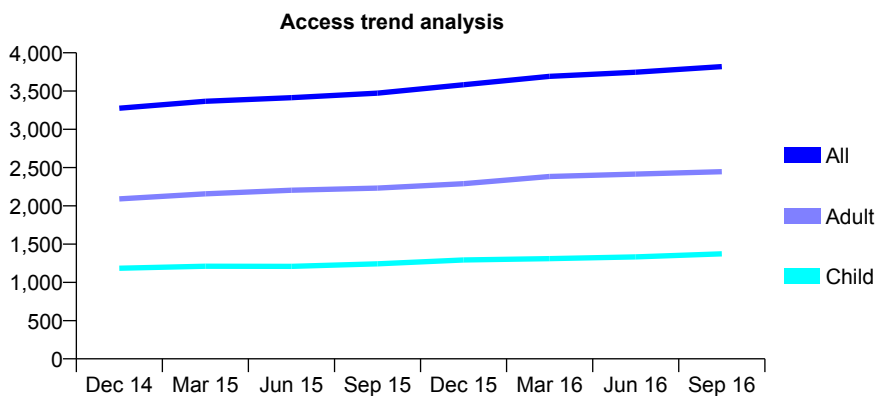
## Q69 - Vital Signs At a Glance Contract Report for 250929/0001 - September 2016

Name or company name	MR JS GILL
Contract type name	GDS Contract
Purpose of contract	General
Contract start date	01/04/2006
Contract end date	

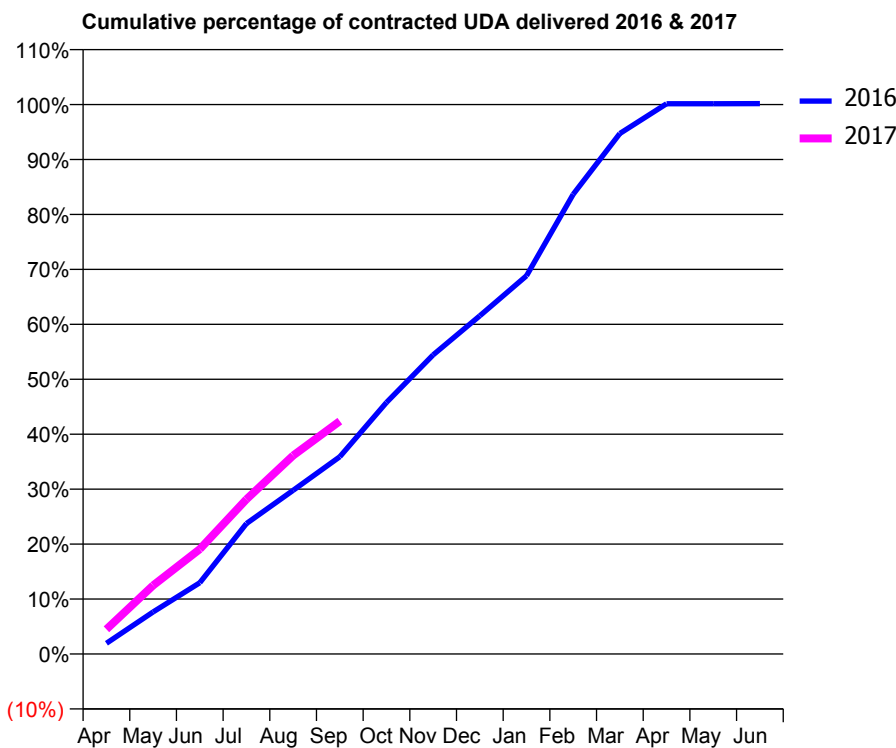
16/17 Contracted general activity (UDA)	16,280
Carry forward general activity (UDA)	-23
16/17 Contracted orthodontic activity (UOA)	0
Carry forward orthodontic activity (UOA)	0
Baseline contract value	£502,298.27

### ACCESS\*

Patients seen in 24 months	Total	Change since previous quarter
Quarter ending September 2015	3,473	
Quarter ending December 2015	3,582	↑
Quarter ending March 2016	3,693	↑
Quarter ending June 2016	3,747	→
Quarter ending September 2016	3,820	→
<b>Variance since September 2015</b>	<b>10.0%</b>	<b>↑</b>



### ACTIVITY



Month	Adjusted Scheduled Activity (UDA)	
	2016	2017
April	278	731
May	1,094	2,033
June	1,851	3,106
July	3,391	4,586
August	4,253	5,882
September	5,128	6,901
October	6,538	
November	7,773	
December	8,790	
January	9,830	
February	11,945	
March	13,527	
April	14,300	
May	14,301	
June	14,304	

### QUALITY

	Quantity	Base Number	Contract	AT	Region	England
% of FP17s for the same patient ID Re-attending within 3 months - Children	164	1,127	14.6%	11.9%	11.8%	12.4%
% of FP17s for the same patient ID Re-attending within 3 months - Adults	366	1,612	22.7%	15.8%	16.6%	16.7%
% of FP17s for the same patient ID Re-attending between 3 & 9 months - Children	587	1,127	52.1%	57.1%	60.2%	57.4%
% of FP17s for the same patient ID Re-attending between 3 & 9 months - Adults	543	1,612	33.7%	48.6%	52.0%	50.5%
% of FP17s for Band 1 Urgent Courses	338	2,491	13.6%	9.6%	9.4%	9.1%
% of FP17s Relating to Free Repair or Replacements	24	2,491	1.0%	0.7%	0.7%	0.8%
% of FP17s Relating to Continuations	14	2,491	0.6%	0.9%	1.2%	1.3%
% of Patients satisfied with the dentistry they have received	3	4	N/A	93.3%	93.6%	93.2%
% of Patients satisfied with the time they had to wait for an appointment	4	4	N/A	89.2%	89.1%	89.0%

\* This is based on patients treated on this contract for their most recent course of treatment. Figures in italics indicate the base number of FP17s or Patient Questionnaire responses are less than 100. N/A is shown where the base number of responses is less than 10 during the period. % is calculated as Quantity/Base number\*100

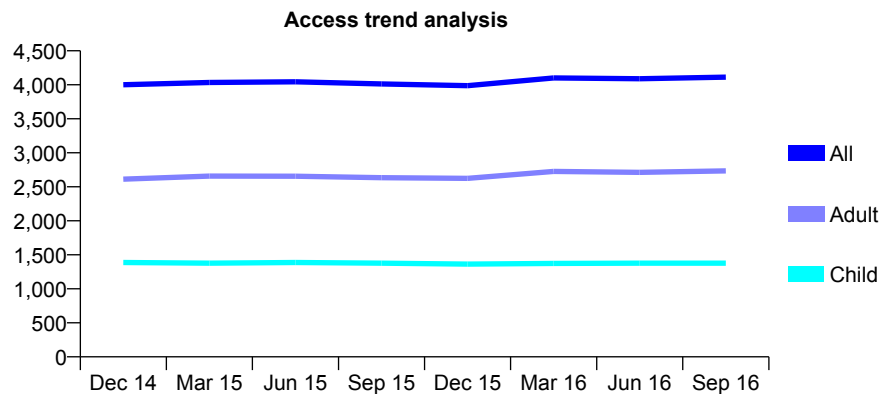
## Q69 - Vital Signs At a Glance Contract Report for 253359/0001 - September 2016

Name or company name	MR MA LADAK
Contract type name	GDS Contract
Purpose of contract	General
Contract start date	01/04/2006
Contract end date	

16/17 Contracted general activity (UDA)	11,021
Carry forward general activity (UDA)	221
16/17 Contracted orthodontic activity (UOA)	0
Carry forward orthodontic activity (UOA)	0
Baseline contract value	£351,541.37

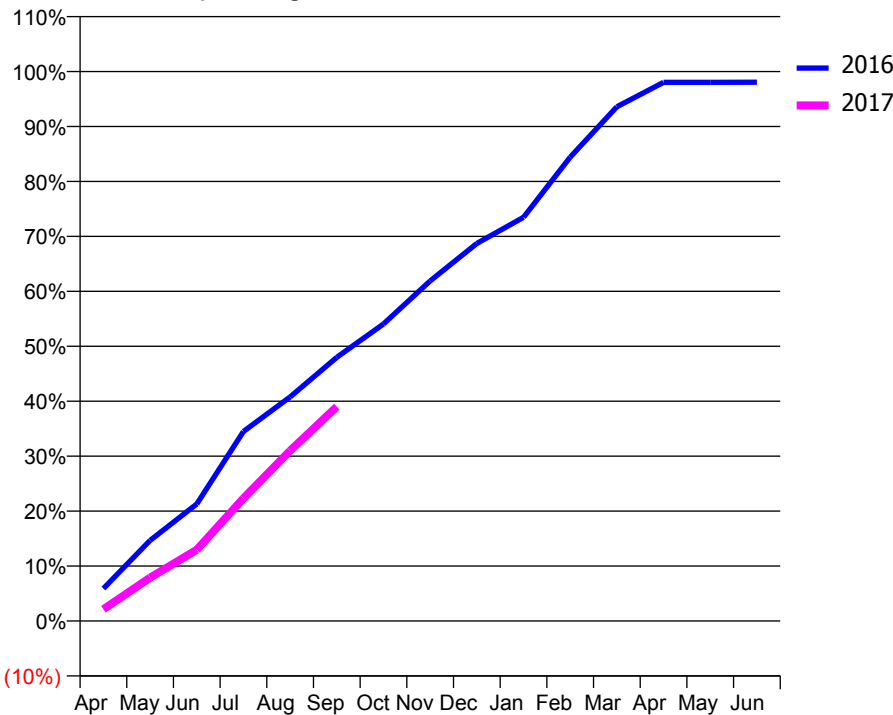
### ACCESS\*

Patients seen in 24 months	Total	Change since previous quarter
Quarter ending September 2015	4,012	
Quarter ending December 2015	3,988	→
Quarter ending March 2016	4,101	↑
Quarter ending June 2016	4,090	→
Quarter ending September 2016	4,113	→
<b>Variance since September 2015</b>	<b>2.5%</b>	<b>↑</b>



### ACTIVITY

Cumulative percentage of contracted UDA delivered 2016 & 2017



Month	Adjusted Scheduled Activity (UDA)	
	2016	2017
April	668	236
May	1,654	871
June	2,401	1,430
July	3,891	2,462
August	4,599	3,416
September	5,412	4,300
October	6,098	
November	6,982	
December	7,749	
January	8,286	
February	9,522	
March	10,557	
April	11,058	
May	11,058	
June	11,059	

### QUALITY

	Quantity	Base Number	Contract	AT	Region	England
% of FP17s for the same patient ID Re-attending within 3 months - Children	76	1,109	6.9%	11.9%	11.8%	12.4%
% of FP17s for the same patient ID Re-attending within 3 months - Adults	218	1,852	11.8%	15.8%	16.6%	16.7%
% of FP17s for the same patient ID Re-attending between 3 & 9 months - Children	724	1,109	65.3%	57.1%	60.2%	57.4%
% of FP17s for the same patient ID Re-attending between 3 & 9 months - Adults	1,046	1,852	56.5%	48.6%	52.0%	50.5%
% of FP17s for Band 1 Urgent Courses	206	2,689	7.7%	9.6%	9.4%	9.1%
% of FP17s Relating to Free Repair or Replacements	6	2,689	0.2%	0.7%	0.7%	0.8%
% of FP17s Relating to Continuations	23	2,689	0.9%	0.9%	1.2%	1.3%
% of Patients satisfied with the dentistry they have received	2	2	N/A	93.3%	93.6%	93.2%
% of Patients satisfied with the time they had to wait for an appointment	2	2	N/A	89.2%	89.1%	89.0%

\* This is based on patients treated on this contract for their most recent course of treatment. Figures in italics indicate the base number of FP17s or Patient Questionnaire responses are less than 100. N/A is shown where the base number of responses is less than 10 during the period. % is calculated as Quantity/Base number\*100

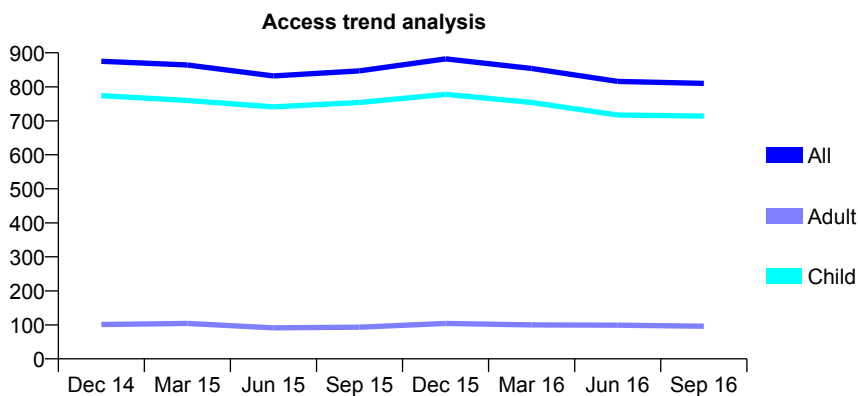
## Q69 - Vital Signs At a Glance Contract Report for 253731/0001 - September 2016

Name or company name	MR V KUMAR
Contract type name	GDS Contract
Purpose of contract	General
Contract start date	01/04/2006
Contract end date	

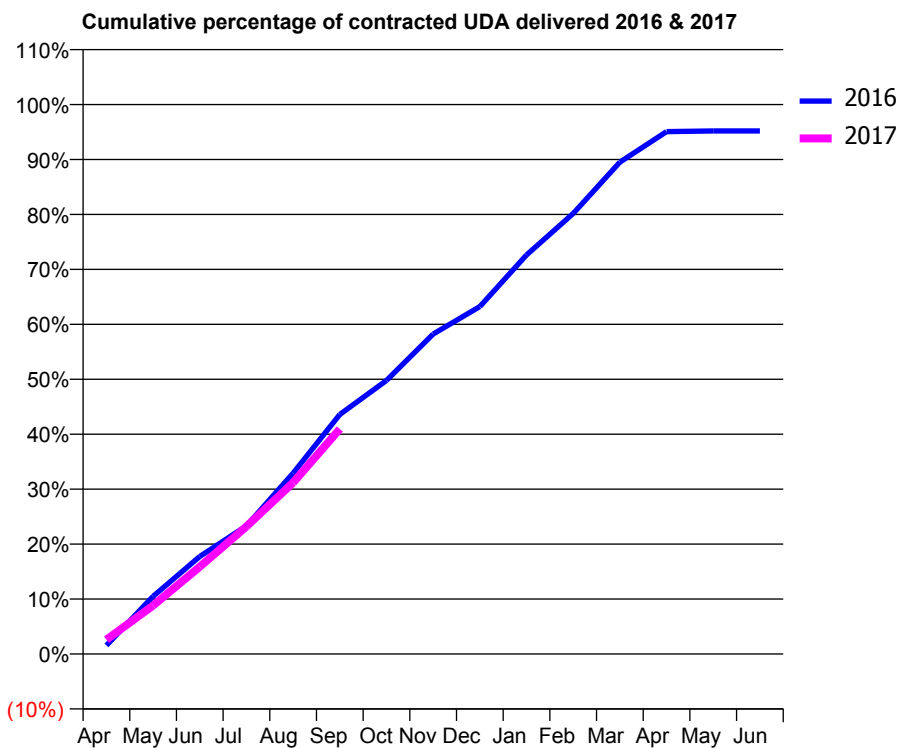
16/17 Contracted general activity (UDA)	1,570
Carry forward general activity (UDA)	0
16/17 Contracted orthodontic activity (UOA)	0
Carry forward orthodontic activity (UOA)	0
Baseline contract value	£40,512.47

### ACCESS\*

Patients seen in 24 months	Total	Change since previous quarter
Quarter ending September 2015	847	
Quarter ending December 2015	882	↑
Quarter ending March 2016	854	↓
Quarter ending June 2016	816	↓
Quarter ending September 2016	810	→
<b>Variance since September 2015</b>	<b>(4.4%)</b>	<b>↓</b>



### ACTIVITY



Month	Adjusted Scheduled Activity (UDA)	
	2016	2017
April	26	41
May	173	139
June	293	249
July	385	364
August	543	490
September	719	643
October	822	
November	961	
December	1,043	
January	1,198	
February	1,323	
March	1,477	
April	1,569	
May	1,570	
June	1,570	

### QUALITY

	Quantity	Base Number	Contract	AT	Region	England
% of FP17s for the same patient ID Re-attending within 3 months - Children	27	594	4.5%	11.9%	11.8%	12.4%
% of FP17s for the same patient ID Re-attending within 3 months - Adults	3	32	9.4%	15.8%	16.6%	16.7%
% of FP17s for the same patient ID Re-attending between 3 & 9 months - Children	431	594	72.6%	57.1%	60.2%	57.4%
% of FP17s for the same patient ID Re-attending between 3 & 9 months - Adults	25	32	78.1%	48.6%	52.0%	50.5%
% of FP17s for Band 1 Urgent Courses	14	543	2.6%	9.6%	9.4%	9.1%
% of FP17s Relating to Free Repair or Replacements	0	543	0.0%	0.7%	0.7%	0.8%
% of FP17s Relating to Continuations	6	543	1.1%	0.9%	1.2%	1.3%
% of Patients satisfied with the dentistry they have received	1	1	N/A	93.3%	93.6%	93.2%
% of Patients satisfied with the time they had to wait for an appointment	1	1	N/A	89.2%	89.1%	89.0%

\* This is based on patients treated on this contract for their most recent course of treatment. Figures in italics indicate the base number of FP17s or Patient Questionnaire responses are less than 100. N/A is shown where the base number of responses is less than 10 during the period. % is calculated as Quantity/Base number\*100



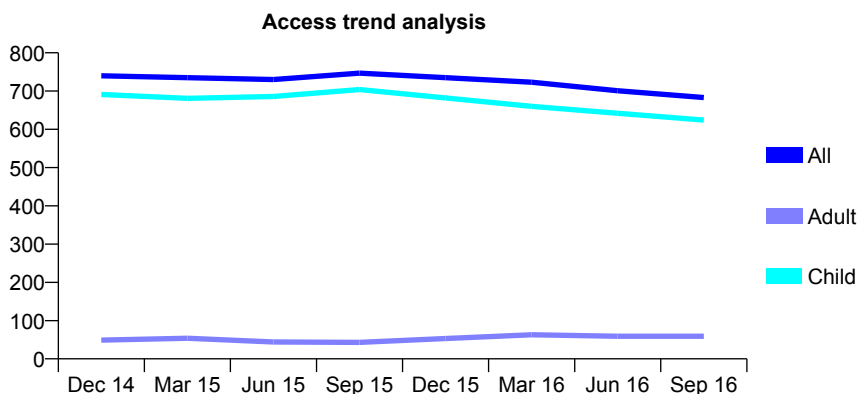
## Q69 - Vital Signs At a Glance Contract Report for 257273/0001 - September 2016

Name or company name	MR NP ARNOLD
Contract type name	GDS Contract
Purpose of contract	General
Contract start date	01/04/2006
Contract end date	

16/17 Contracted general activity (UDA)	1,246
Carry forward general activity (UDA)	0
16/17 Contracted orthodontic activity (UOA)	0
Carry forward orthodontic activity (UOA)	0
Baseline contract value	£24,011.42

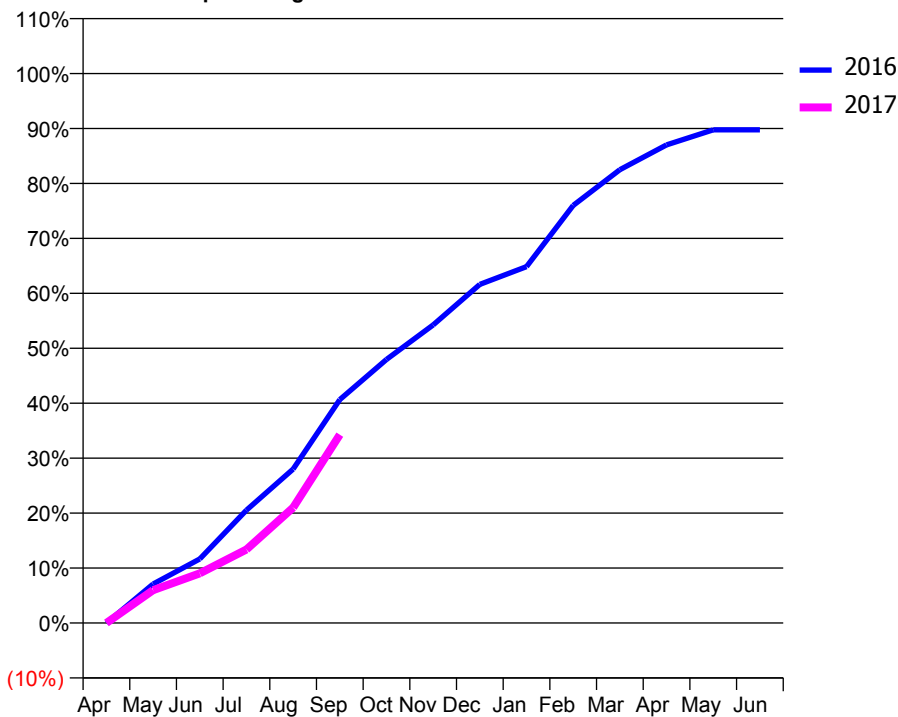
### ACCESS\*

Patients seen in 24 months	Total	Change since previous quarter
Quarter ending September 2015	747	
Quarter ending December 2015	735	↓
Quarter ending March 2016	723	↓
Quarter ending June 2016	701	↓
Quarter ending September 2016	683	↓
<b>Variance since September 2015</b>	<b>(8.6%)</b>	<b>↓</b>



### ACTIVITY

Cumulative percentage of contracted UDA delivered 2016 & 2017



### QUALITY

	Quantity	Base Number	Contract	AT	Region	England
% of FP17s for the same patient ID Re-attending within 3 months - Children	20	438	4.6%	11.9%	11.8%	12.4%
% of FP17s for the same patient ID Re-attending within 3 months - Adults	0	0	N/A	15.8%	16.6%	16.7%
% of FP17s for the same patient ID Re-attending between 3 & 9 months - Children	293	438	66.9%	57.1%	60.2%	57.4%
% of FP17s for the same patient ID Re-attending between 3 & 9 months - Adults	0	0	N/A	48.6%	52.0%	50.5%
% of FP17s for Band 1 Urgent Courses	10	354	2.8%	9.6%	9.4%	9.1%
% of FP17s Relating to Free Repair or Replacements	0	354	0.0%	0.7%	0.7%	0.8%
% of FP17s Relating to Continuations	0	354	0.0%	0.9%	1.2%	1.3%
% of Patients satisfied with the dentistry they have received	2	3	N/A	93.3%	93.6%	93.2%
% of Patients satisfied with the time they had to wait for an appointment	3	3	N/A	89.2%	89.1%	89.0%

\* This is based on patients treated on this contract for their most recent course of treatment. Figures in italics indicate the base number of FP17s or Patient Questionnaire responses are less than 100. N/A is shown where the base number of responses is less than 10 during the period. % is calculated as Quantity/Base number\*100

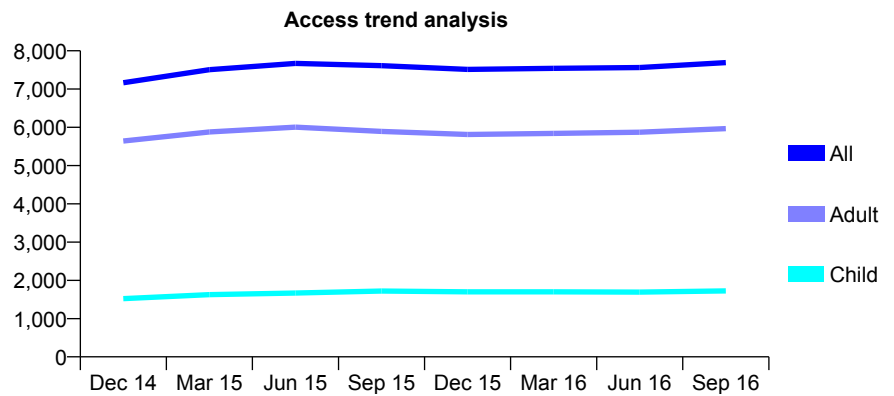
## Q69 - Vital Signs At a Glance Contract Report for 258989/0001 - September 2016

Name or company name	MR AA CUMMING
Contract type name	GDS Contract
Purpose of contract	General
Contract start date	01/04/2006
Contract end date	

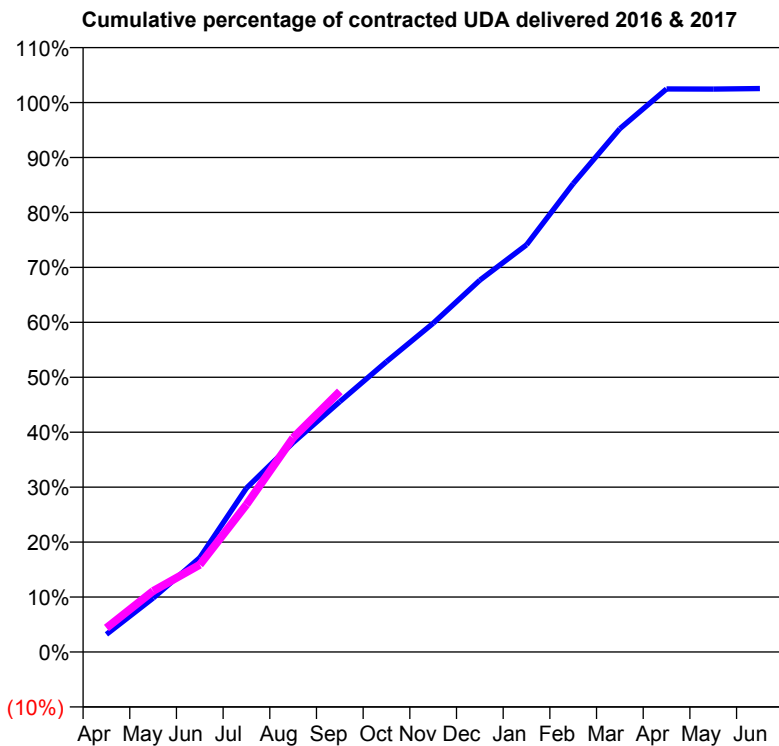
16/17 Contracted general activity (UDA)	19,500
Carry forward general activity (UDA)	-390
16/17 Contracted orthodontic activity (UOA)	0
Carry forward orthodontic activity (UOA)	0
Baseline contract value	£607,050.17

### ACCESS\*

Patients seen in 24 months	Total	Change since previous quarter
Quarter ending September 2015	7,612	
Quarter ending December 2015	7,513	↓
Quarter ending March 2016	7,542	→
Quarter ending June 2016	7,564	→
Quarter ending September 2016	7,690	→
<b>Variance since September 2015</b>	<b>1.0%</b>	<b>→</b>



### ACTIVITY



Month	Adjusted Scheduled Activity (UDA)	
	2016	2017
April	625	855
May	1,915	2,164
June	3,349	3,097
July	5,818	5,233
August	7,430	7,603
September	8,884	9,251
October	10,304	
November	11,669	
December	13,197	
January	14,449	
February	16,622	
March	18,570	
April	19,982	
May	19,974	
June	19,997	

### QUALITY

	Quantity	Base Number	Contract	AT	Region	England
% of FP17s for the same patient ID Re-attending within 3 months - Children	89	1,033	8.6%	11.9%	11.8%	12.4%
% of FP17s for the same patient ID Re-attending within 3 months - Adults	661	3,449	19.2%	15.8%	16.6%	16.7%
% of FP17s for the same patient ID Re-attending between 3 & 9 months - Children	316	1,033	30.6%	57.1%	60.2%	57.4%
% of FP17s for the same patient ID Re-attending between 3 & 9 months - Adults	1,157	3,449	33.5%	48.6%	52.0%	50.5%
% of FP17s for Band 1 Urgent Courses	271	3,849	7.0%	9.6%	9.4%	9.1%
% of FP17s Relating to Free Repair or Replacements	58	3,849	1.5%	0.7%	0.7%	0.8%
% of FP17s Relating to Continuations	198	3,849	5.1%	0.9%	1.2%	1.3%
% of Patients satisfied with the dentistry they have received	4	4	N/A	93.3%	93.6%	93.2%
% of Patients satisfied with the time they had to wait for an appointment	4	4	N/A	89.2%	89.1%	89.0%

\* This is based on patients treated on this contract for their most recent course of treatment. Figures in italics indicate the base number of FP17s or Patient Questionnaire responses are less than 100. N/A is shown where the base number of responses is less than 10 during the period. % is calculated as Quantity/Base number\*100

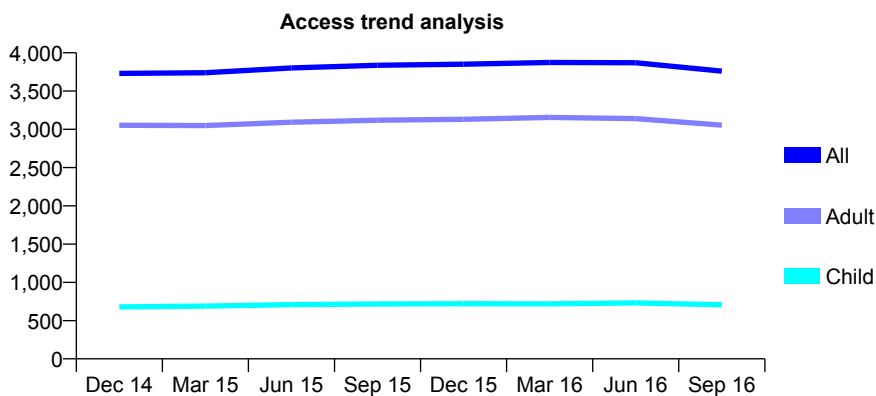
## Q69 - Vital Signs At a Glance Contract Report for 263400/0001 - September 2016

Name or company name	MR TP WINDSOR
Contract type name	GDS Contract
Purpose of contract	General
Contract start date	01/04/2006
Contract end date	

16/17 Contracted general activity (UDA)	12,294
Carry forward general activity (UDA)	0
16/17 Contracted orthodontic activity (UOA)	0
Carry forward orthodontic activity (UOA)	0
Baseline contract value	£290,074.33

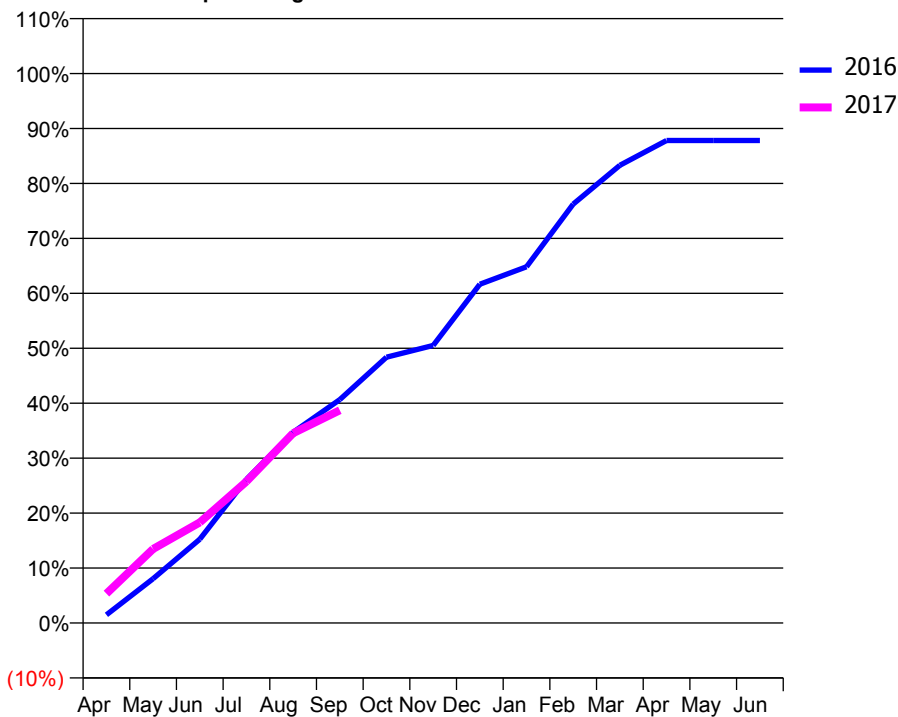
### ACCESS\*

Patients seen in 24 months	Total	Change since previous quarter
Quarter ending September 2015	3,837	
Quarter ending December 2015	3,851	→
Quarter ending March 2016	3,874	→
Quarter ending June 2016	3,870	→
Quarter ending September 2016	3,761	↓
<b>Variance since September 2015</b>	<b>(2.0%)</b>	<b>↓</b>



### ACTIVITY

Cumulative percentage of contracted UDA delivered 2016 & 2017



Month	Adjusted Scheduled Activity (UDA)	
	2016	2017
April	209	659
May	1,129	1,657
June	2,134	2,251
July	3,661	3,167
August	4,861	4,246
September	5,691	4,760
October	6,771	
November	7,072	
December	8,632	
January	9,074	
February	10,674	
March	11,662	
April	12,292	
May	12,294	
June	12,294	

### QUALITY

	Quantity	Base Number	Contract	AT	Region	England
% of FP17s for the same patient ID Re-attending within 3 months - Children	22	450	4.9%	11.9%	11.8%	12.4%
% of FP17s for the same patient ID Re-attending within 3 months - Adults	314	2,045	15.4%	15.8%	16.6%	16.7%
% of FP17s for the same patient ID Re-attending between 3 & 9 months - Children	296	450	65.8%	57.1%	60.2%	57.4%
% of FP17s for the same patient ID Re-attending between 3 & 9 months - Adults	1,285	2,045	62.8%	48.6%	52.0%	50.5%
% of FP17s for Band 1 Urgent Courses	240	2,252	10.7%	9.6%	9.4%	9.1%
% of FP17s Relating to Free Repair or Replacements	26	2,252	1.2%	0.7%	0.7%	0.8%
% of FP17s Relating to Continuations	18	2,252	0.8%	0.9%	1.2%	1.3%
% of Patients satisfied with the dentistry they have received	6	7	N/A	93.3%	93.6%	93.2%
% of Patients satisfied with the time they had to wait for an appointment	7	7	N/A	89.2%	89.1%	89.0%

\* This is based on patients treated on this contract for their most recent course of treatment. Figures in italics indicate the base number of FP17s or Patient Questionnaire responses are less than 100. N/A is shown where the base number of responses is less than 10 during the period. % is calculated as Quantity/Base number\*100

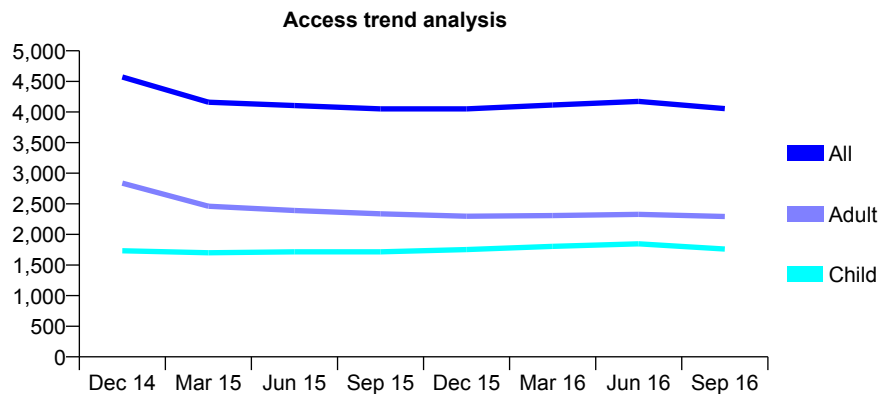
## Q69 - Vital Signs At a Glance Contract Report for 269913/0002 - September 2016

Name or company name	MISS NZ ALI
Contract type name	GDS Contract
Purpose of contract	General
Contract start date	01/06/2006
Contract end date	

16/17 Contracted general activity (UDA)	12,851
Carry forward general activity (UDA)	76
16/17 Contracted orthodontic activity (UOA)	0
Carry forward orthodontic activity (UOA)	0
Baseline contract value	£385,036.18

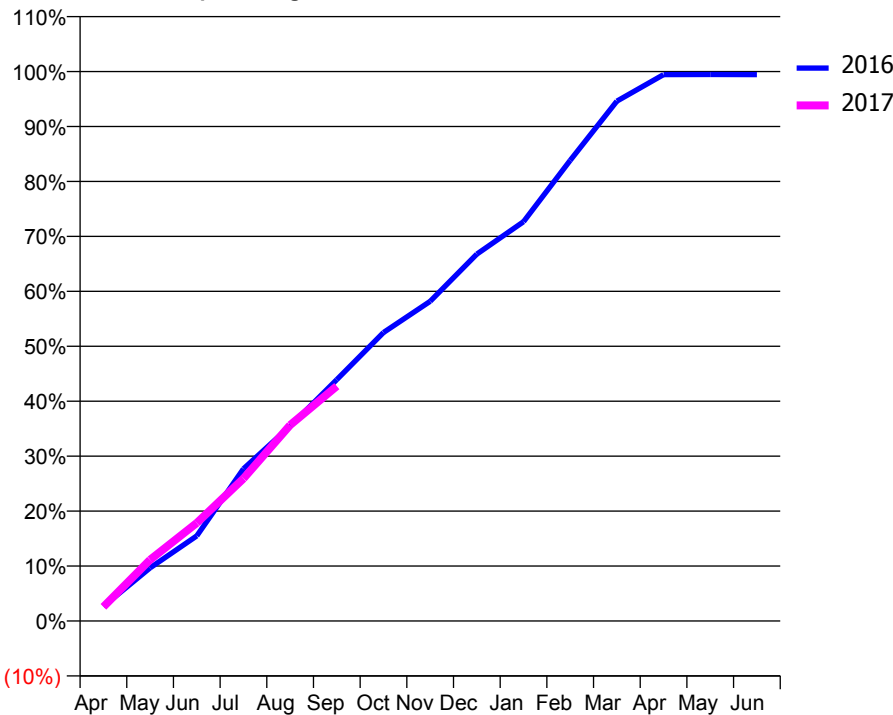
### ACCESS\*

Patients seen in 24 months	Total	Change since previous quarter
Quarter ending September 2015	4,052	
Quarter ending December 2015	4,051	→
Quarter ending March 2016	4,115	→
Quarter ending June 2016	4,174	→
Quarter ending September 2016	4,055	↓
<b>Variance since September 2015</b>	<b>0.1%</b>	<b>→</b>



### ACTIVITY

Cumulative percentage of contracted UDA delivered 2016 & 2017



Month	Adjusted Scheduled Activity (UDA)	
	2016	2017
April	355	331
May	1,288	1,432
June	2,060	2,293
July	3,686	3,331
August	4,717	4,582
September	5,845	5,492
October	6,985	
November	7,740	
December	8,884	
January	9,669	
February	11,153	
March	12,586	
April	13,229	
May	13,231	
June	13,228	

### QUALITY

	Quantity	Base Number	Contract	AT	Region	England
% of FP17s for the same patient ID Re-attending within 3 months - Children	71	944	7.5%	11.9%	11.8%	12.4%
% of FP17s for the same patient ID Re-attending within 3 months - Adults	203	1,138	17.8%	15.8%	16.6%	16.7%
% of FP17s for the same patient ID Re-attending between 3 & 9 months - Children	250	944	26.5%	57.1%	60.2%	57.4%
% of FP17s for the same patient ID Re-attending between 3 & 9 months - Adults	316	1,138	27.8%	48.6%	52.0%	50.5%
% of FP17s for Band 1 Urgent Courses	305	1,862	16.4%	9.6%	9.4%	9.1%
% of FP17s Relating to Free Repair or Replacements	0	1,862	0.0%	0.7%	0.7%	0.8%
% of FP17s Relating to Continuations	0	1,862	0.0%	0.9%	1.2%	1.3%
% of Patients satisfied with the dentistry they have received	4	4	N/A	93.3%	93.6%	93.2%
% of Patients satisfied with the time they had to wait for an appointment	2	4	N/A	89.2%	89.1%	89.0%

\* This is based on patients treated on this contract for their most recent course of treatment. Figures in italics indicate the base number of FP17s or Patient Questionnaire responses are less than 100. N/A is shown where the base number of responses is less than 10 during the period. % is calculated as Quantity/Base number\*100

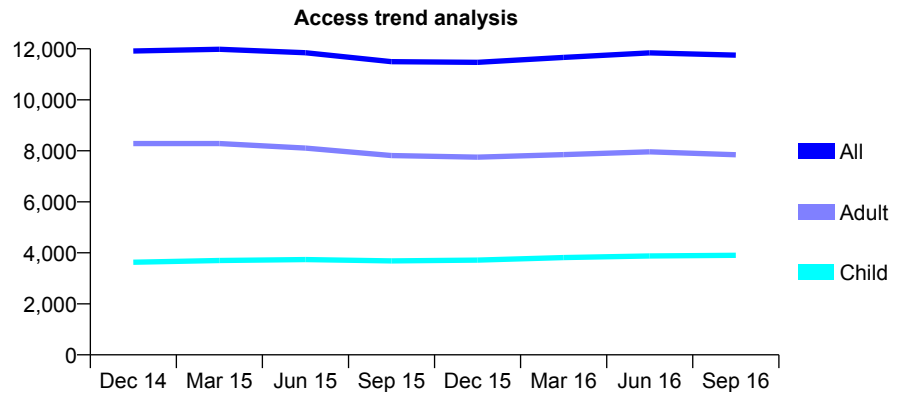
## Q69 - Vital Signs At a Glance Contract Report for 270563/0001 - September 2016

Name or company name	MR RS DHARWAR
Contract type name	GDS Contract
Purpose of contract	General
Contract start date	01/04/2006
Contract end date	

16/17 Contracted general activity (UDA)	31,189
Carry forward general activity (UDA)	0
16/17 Contracted orthodontic activity (UOA)	0
Carry forward orthodontic activity (UOA)	0
Baseline contract value	£789,755.51

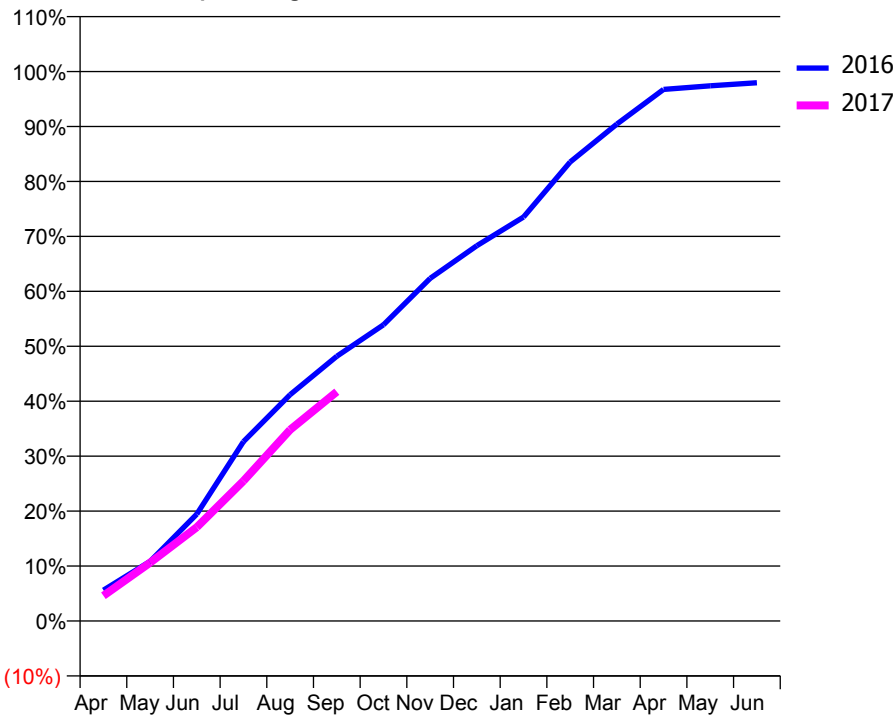
### ACCESS\*

Patients seen in 24 months	Total	Change since previous quarter
Quarter ending September 2015	11,497	
Quarter ending December 2015	11,469	→
Quarter ending March 2016	11,663	→
Quarter ending June 2016	11,838	→
Quarter ending September 2016	11,751	→
<b>Variance since September 2015</b>	<b>2.2%</b>	<b>↑</b>



### ACTIVITY

Cumulative percentage of contracted UDA delivered 2016 & 2017



Month	Adjusted Scheduled Activity (UDA)	
	2016	2017
April	1,832	1,431
May	3,543	3,311
June	6,349	5,327
July	10,659	7,953
August	13,451	10,856
September	15,731	13,016
October	17,606	
November	20,364	
December	22,303	
January	24,006	
February	27,283	
March	29,529	
April	31,589	
May	31,801	
June	31,986	

### QUALITY

	Quantity	Base Number	Contract	AT	Region	England
% of FP17s for the same patient ID Re-attending within 3 months - Children	219	2,689	8.1%	11.9%	11.8%	12.4%
% of FP17s for the same patient ID Re-attending within 3 months - Adults	794	4,438	17.9%	15.8%	16.6%	16.7%
% of FP17s for the same patient ID Re-attending between 3 & 9 months - Children	1,500	2,689	55.8%	57.1%	60.2%	57.4%
% of FP17s for the same patient ID Re-attending between 3 & 9 months - Adults	1,797	4,438	40.5%	48.6%	52.0%	50.5%
% of FP17s for Band 1 Urgent Courses	534	5,694	9.4%	9.6%	9.4%	9.1%
% of FP17s Relating to Free Repair or Replacements	77	5,694	1.4%	0.7%	0.7%	0.8%
% of FP17s Relating to Continuations	52	5,694	0.9%	0.9%	1.2%	1.3%
% of Patients satisfied with the dentistry they have received	7	10	70.0%	93.3%	93.6%	93.2%
% of Patients satisfied with the time they had to wait for an appointment	7	10	70.0%	89.2%	89.1%	89.0%

\* This is based on patients treated on this contract for their most recent course of treatment. Figures in italics indicate the base number of FP17s or Patient Questionnaire responses are less than 100. N/A is shown where the base number of responses is less than 10 during the period. % is calculated as Quantity/Base number\*100

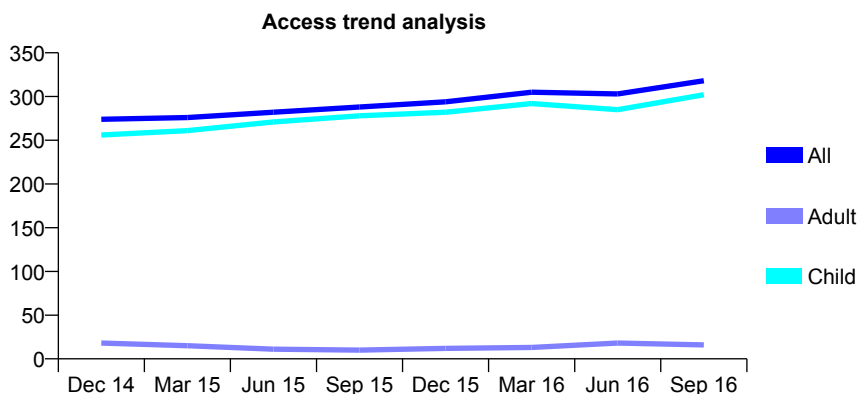
## Q69 - Vital Signs At a Glance Contract Report for 272558/0001 - September 2016

Name or company name	MRS OF QADEER
Contract type name	GDS Contract
Purpose of contract	General
Contract start date	04/09/2012
Contract end date	

16/17 Contracted general activity (UDA)	809
Carry forward general activity (UDA)	-2
16/17 Contracted orthodontic activity (UOA)	0
Carry forward orthodontic activity (UOA)	0
Baseline contract value	£23,019.00

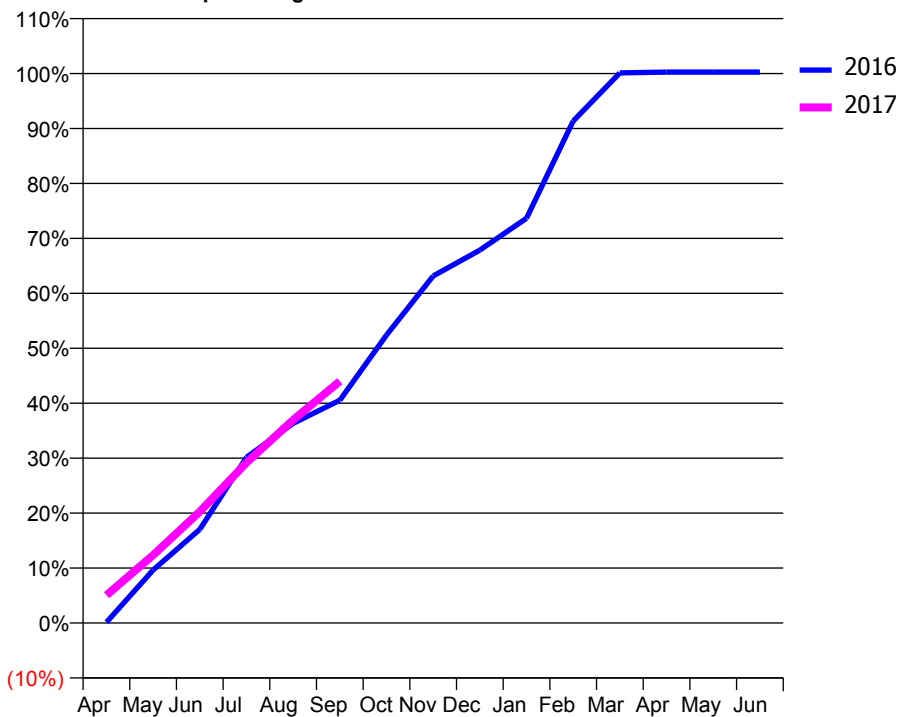
### ACCESS\*

Patients seen in 24 months	Total	Change since previous quarter
Quarter ending September 2015	288	
Quarter ending December 2015	294	↑
Quarter ending March 2016	305	↑
Quarter ending June 2016	303	→
Quarter ending September 2016	318	↑
<b>Variance since September 2015</b>	<b>10.4%</b>	<b>↑</b>



### ACTIVITY

Cumulative percentage of contracted UDA delivered 2016 & 2017



Adjusted Scheduled Activity (UDA)

Month	2016	2017
April	1	41
May	78	100
June	138	164
July	244	236
August	294	299
September	328	356
October	424	
November	511	
December	549	
January	596	
February	739	
March	810	
April	811	
May	811	
June	811	

### QUALITY

	Quantity	Base Number	Contract	AT	Region	England
% of FP17s for the same patient ID Re-attending within 3 months - Children	13	272	4.8%	11.9%	11.8%	12.4%
% of FP17s for the same patient ID Re-attending within 3 months - Adults	0	7	0.0%	15.8%	16.6%	16.7%
% of FP17s for the same patient ID Re-attending between 3 & 9 months - Children	196	272	72.1%	57.1%	60.2%	57.4%
% of FP17s for the same patient ID Re-attending between 3 & 9 months - Adults	6	7	85.7%	48.6%	52.0%	50.5%
% of FP17s for Band 1 Urgent Courses	0	278	0.0%	9.6%	9.4%	9.1%
% of FP17s Relating to Free Repair or Replacements	0	278	0.0%	0.7%	0.7%	0.8%
% of FP17s Relating to Continuations	3	278	1.1%	0.9%	1.2%	1.3%
% of Patients satisfied with the dentistry they have received	1	1	N/A	93.3%	93.6%	93.2%
% of Patients satisfied with the time they had to wait for an appointment	1	1	N/A	89.2%	89.1%	89.0%

\* This is based on patients treated on this contract for their most recent course of treatment. Figures in italics indicate the base number of FP17s or Patient Questionnaire responses are less than 100. N/A is shown where the base number of responses is less than 10 during the period. % is calculated as Quantity/Base number\*100

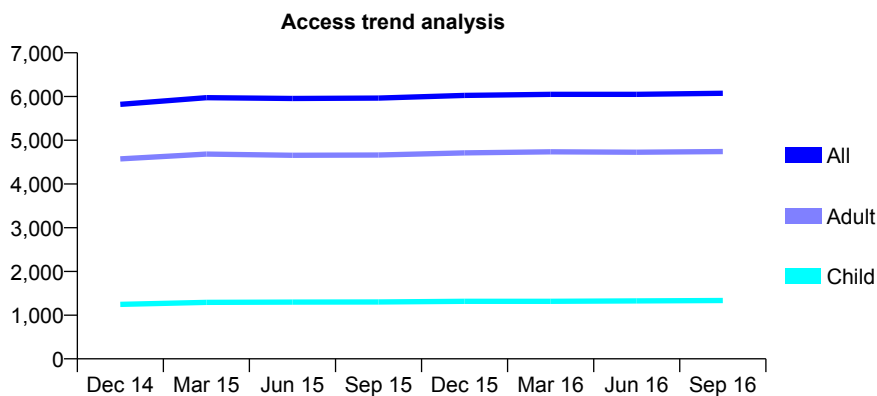
## Q69 - Vital Signs At a Glance Contract Report for 272728/0001 - September 2016

Name or company name	MRS RK DHARWAR
Contract type name	GDS Contract
Purpose of contract	General
Contract start date	01/02/2011
Contract end date	

16/17 Contracted general activity (UDA)	22,500
Carry forward general activity (UDA)	0
16/17 Contracted orthodontic activity (UOA)	0
Carry forward orthodontic activity (UOA)	0
Baseline contract value	£559,839.99

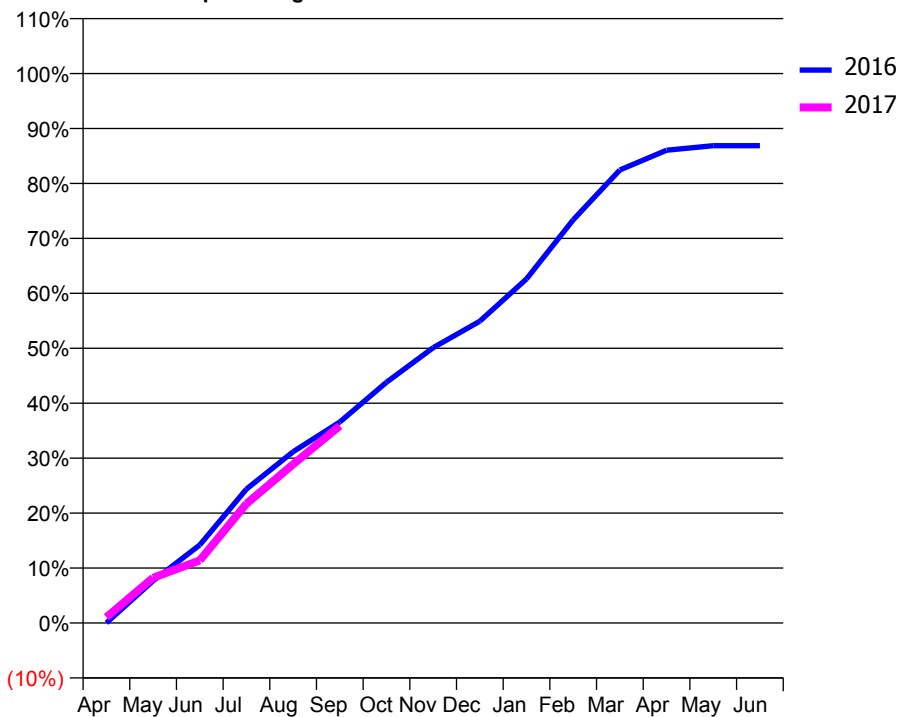
### ACCESS\*

Patients seen in 24 months	Total	Change since previous quarter
Quarter ending September 2015	5,964	
Quarter ending December 2015	6,026	→
Quarter ending March 2016	6,050	→
Quarter ending June 2016	6,051	→
Quarter ending September 2016	6,075	→
<b>Variance since September 2015</b>	<b>1.9%</b>	<b>→</b>



### ACTIVITY

**Cumulative percentage of contracted UDA delivered 2016 & 2017**



Month	Adjusted Scheduled Activity (UDA)	
	2016	2017
April	8	239
May	1,730	1,855
June	3,196	2,564
July	5,486	4,885
August	7,014	6,499
September	8,230	8,070
October	9,860	
November	11,270	
December	12,357	
January	14,092	
February	16,509	
March	18,551	
April	19,359	
May	19,542	
June	19,543	

### QUALITY

	Quantity	Base Number	Contract	AT	Region	England
% of FP17s for the same patient ID Re-attending within 3 months - Children	113	1,055	10.7%	11.9%	11.8%	12.4%
% of FP17s for the same patient ID Re-attending within 3 months - Adults	546	3,515	15.5%	15.8%	16.6%	16.7%
% of FP17s for the same patient ID Re-attending between 3 & 9 months - Children	714	1,055	67.7%	57.1%	60.2%	57.4%
% of FP17s for the same patient ID Re-attending between 3 & 9 months - Adults	2,260	3,515	64.3%	48.6%	52.0%	50.5%
% of FP17s for Band 1 Urgent Courses	494	4,195	11.8%	9.6%	9.4%	9.1%
% of FP17s Relating to Free Repair or Replacements	37	4,195	0.9%	0.7%	0.7%	0.8%
% of FP17s Relating to Continuations	7	4,195	0.2%	0.9%	1.2%	1.3%
% of Patients satisfied with the dentistry they have received	3	3	N/A	93.3%	93.6%	93.2%
% of Patients satisfied with the time they had to wait for an appointment	3	3	N/A	89.2%	89.1%	89.0%

\* This is based on patients treated on this contract for their most recent course of treatment. Figures in italics indicate the base number of FP17s or Patient Questionnaire responses are less than 100. N/A is shown where the base number of responses is less than 10 during the period. % is calculated as Quantity/Base number\*100



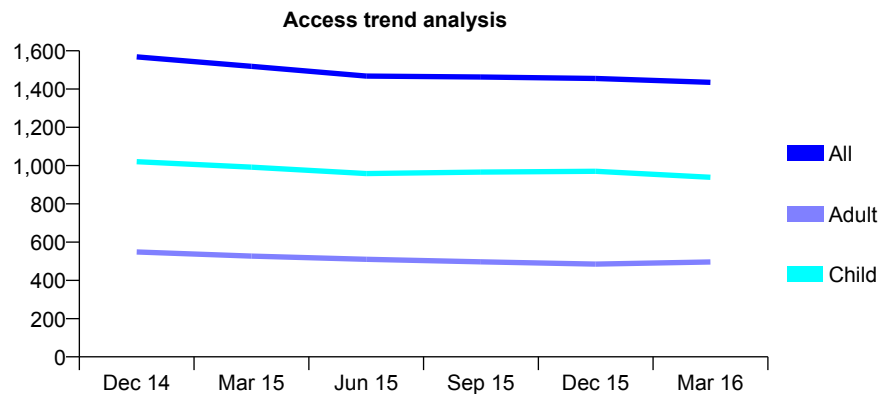
## Q69 - Vital Signs At a Glance Contract Report for 278637/0001 - September 2016

Name or company name	MR AK MURGAI
Contract type name	GDS Contract
Purpose of contract	General
Contract start date	01/02/2012
Contract end date	

16/17 Contracted general activity (UDA)	5,500
Carry forward general activity (UDA)	0
16/17 Contracted orthodontic activity (UOA)	0
Carry forward orthodontic activity (UOA)	0
Baseline contract value	£131,927.07

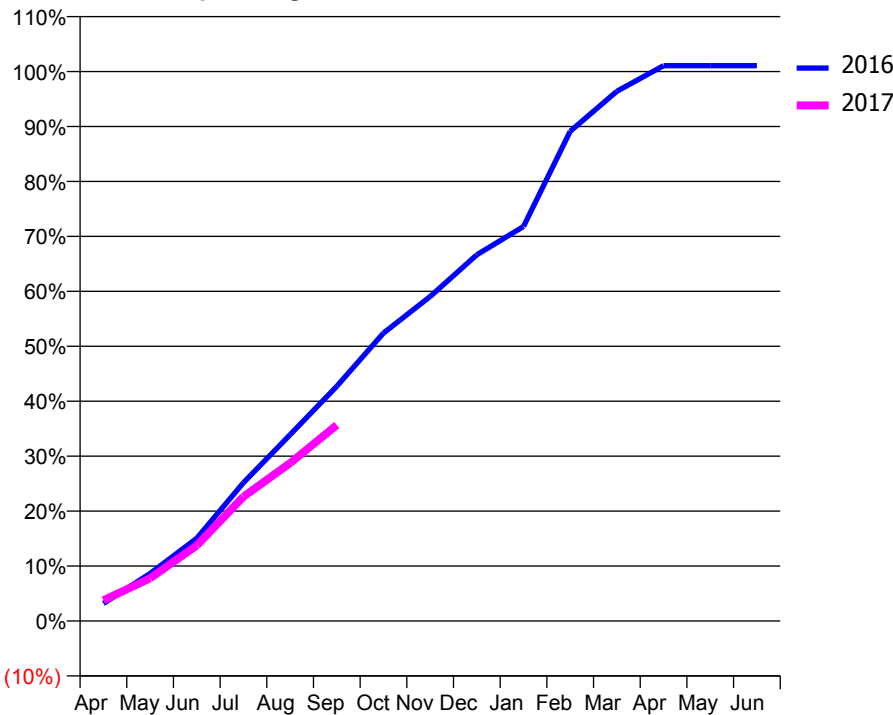
### ACCESS\*

Patients seen in 24 months	Total	Change since previous quarter
Quarter ending September 2015	1,463	
Quarter ending December 2015	1,455	→
Quarter ending March 2016	1,435	↓
Quarter ending June 2016	0	
Quarter ending September 2016	0	
<b>Variance since September 2015</b>	N/A	



### ACTIVITY

Cumulative percentage of contracted UDA delivered 2016 & 2017



Month	Adjusted Scheduled Activity (UDA)	
	2016	2017
April	160	207
May	433	428
June	753	756
July	1,259	1,245
August	1,696	1,581
September	2,136	1,961
October	2,621	
November	2,953	
December	3,332	
January	3,590	
February	4,456	
March	4,820	
April	5,053	
May	5,053	
June	5,053	

### QUALITY

	Quantity	Base Number	Contract	AT	Region	England
% of FP17s for the same patient ID Re-attending within 3 months - Children	48	694	6.9%	11.9%	11.8%	12.4%
% of FP17s for the same patient ID Re-attending within 3 months - Adults	75	360	20.8%	15.8%	16.6%	16.7%
% of FP17s for the same patient ID Re-attending between 3 & 9 months - Children	422	694	60.8%	57.1%	60.2%	57.4%
% of FP17s for the same patient ID Re-attending between 3 & 9 months - Adults	149	360	41.4%	48.6%	52.0%	50.5%
% of FP17s for Band 1 Urgent Courses	81	958	8.5%	9.6%	9.4%	9.1%
% of FP17s Relating to Free Repair or Replacements	2	958	0.2%	0.7%	0.7%	0.8%
% of FP17s Relating to Continuations	2	958	0.2%	0.9%	1.2%	1.3%
% of Patients satisfied with the dentistry they have received	2	2	N/A	93.3%	93.6%	93.2%
% of Patients satisfied with the time they had to wait for an appointment	1	2	N/A	89.2%	89.1%	89.0%

\* This is based on patients treated on this contract for their most recent course of treatment. Figures in italics indicate the base number of FP17s or Patient Questionnaire responses are less than 100. N/A is shown where the base number of responses is less than 10 during the period. % is calculated as Quantity/Base number\*100

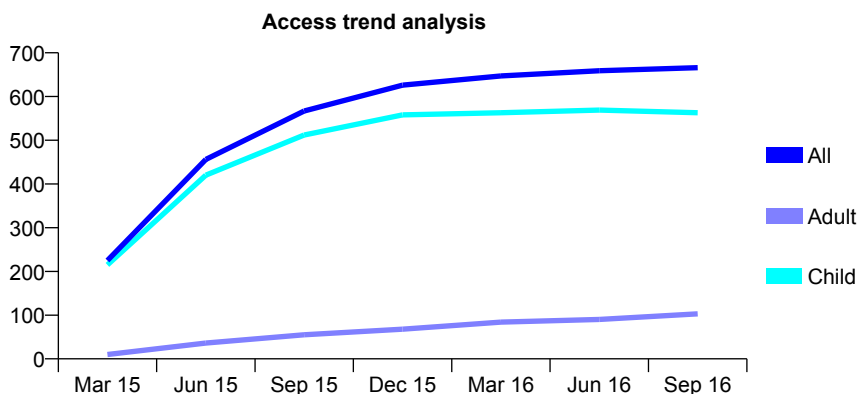
## Q69 - Vital Signs At a Glance Contract Report for 279978/0002 - September 2016

Name or company name	MR AG PAUL
Contract type name	GDS Contract
Purpose of contract	General
Contract start date	19/01/2015
Contract end date	

16/17 Contracted general activity (UDA)	2,000
Carry forward general activity (UDA)	0
16/17 Contracted orthodontic activity (UOA)	0
Carry forward orthodontic activity (UOA)	0
Baseline contract value	£51,642.05

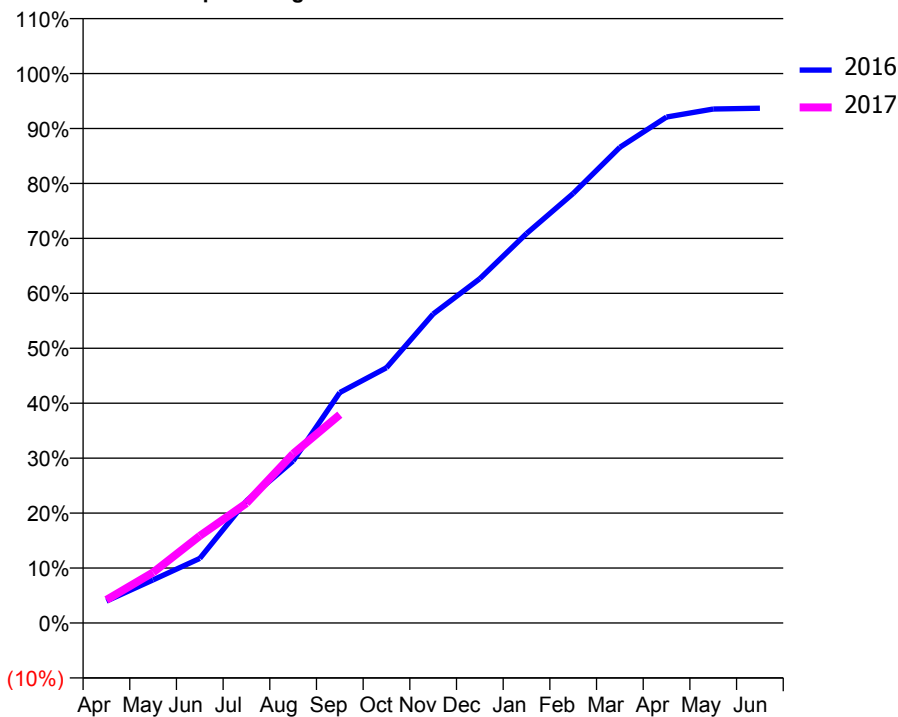
### ACCESS\*

Patients seen in 24 months	Total	Change since previous quarter
Quarter ending September 2015	567	
Quarter ending December 2015	626	↑
Quarter ending March 2016	647	↑
Quarter ending June 2016	659	→
Quarter ending September 2016	666	→
<b>Variance since September 2015</b>	<b>17.5%</b>	<b>↑</b>



### ACTIVITY

Cumulative percentage of contracted UDA delivered 2016 & 2017



Month	Adjusted Scheduled Activity (UDA)	
	2016	2017
April	80	84
May	157	184
June	235	317
July	445	436
August	590	616
September	839	758
October	929	
November	1,125	
December	1,253	
January	1,417	
February	1,563	
March	1,732	
April	1,842	
May	1,871	
June	1,874	

### QUALITY

	Quantity	Base Number	Contract	AT	Region	England
% of FP17s for the same patient ID Re-attending within 3 months - Children	18	460	3.9%	11.9%	11.8%	12.4%
% of FP17s for the same patient ID Re-attending within 3 months - Adults	1	31	3.2%	15.8%	16.6%	16.7%
% of FP17s for the same patient ID Re-attending between 3 & 9 months - Children	316	460	68.7%	57.1%	60.2%	57.4%
% of FP17s for the same patient ID Re-attending between 3 & 9 months - Adults	18	31	58.1%	48.6%	52.0%	50.5%
% of FP17s for Band 1 Urgent Courses	6	425	1.4%	9.6%	9.4%	9.1%
% of FP17s Relating to Free Repair or Replacements	0	425	0.0%	0.7%	0.7%	0.8%
% of FP17s Relating to Continuations	0	425	0.0%	0.9%	1.2%	1.3%
% of Patients satisfied with the dentistry they have received	1	1	N/A	93.3%	93.6%	93.2%
% of Patients satisfied with the time they had to wait for an appointment	1	1	N/A	89.2%	89.1%	89.0%

\* This is based on patients treated on this contract for their most recent course of treatment. Figures in italics indicate the base number of FP17s or Patient Questionnaire responses are less than 100. N/A is shown where the base number of responses is less than 10 during the period. % is calculated as Quantity/Base number\*100

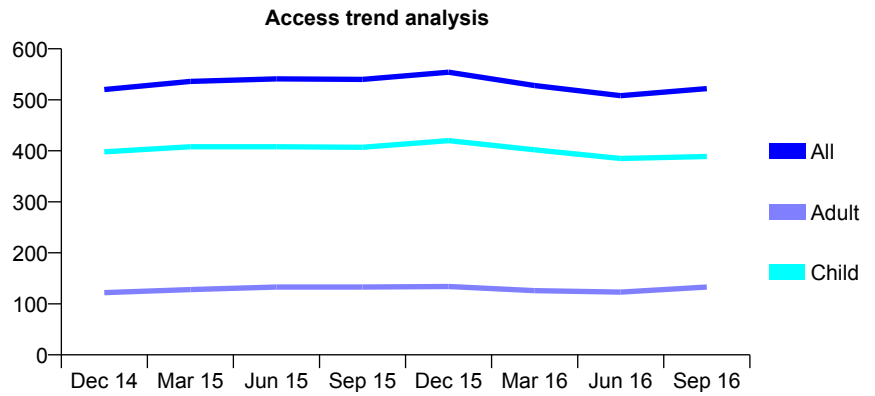
## Q69 - Vital Signs At a Glance Contract Report for 289442/0003 - September 2016

Name or company name	Woodlands Dental Practice
Contract type name	GDS Contract
Purpose of contract	General
Contract start date	02/04/2013
Contract end date	

16/17 Contracted general activity (UDA)	1,104
Carry forward general activity (UDA)	0
16/17 Contracted orthodontic activity (UOA)	0
Carry forward orthodontic activity (UOA)	0
Baseline contract value	£24,106.84

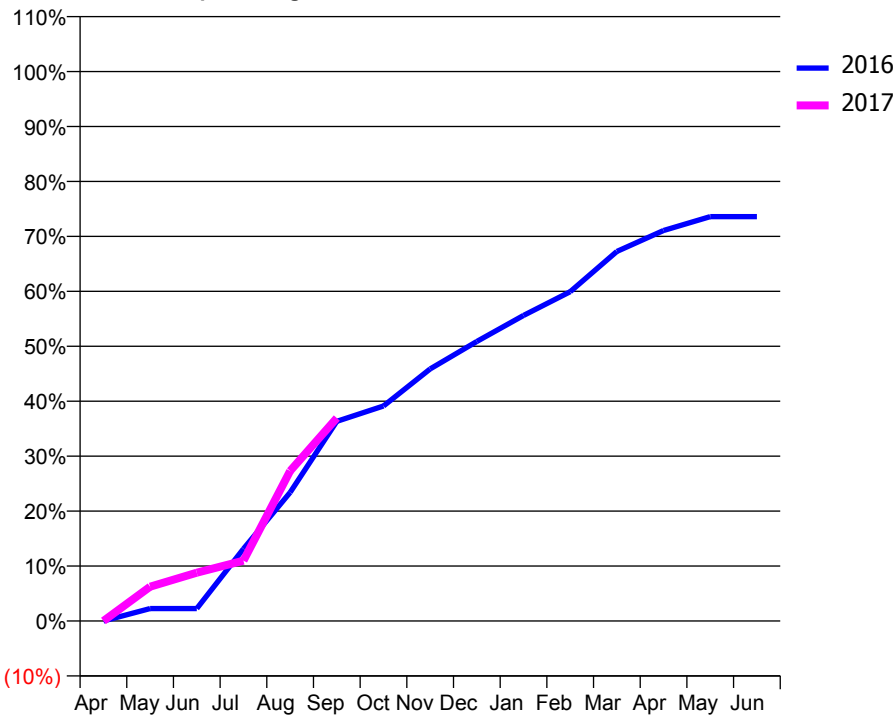
### ACCESS\*

Patients seen in 24 months	Total	Change since previous quarter
Quarter ending September 2015	540	
Quarter ending December 2015	554	↑
Quarter ending March 2016	528	↓
Quarter ending June 2016	508	↓
Quarter ending September 2016	522	↑
<b>Variance since September 2015</b>	<b>(3.3%)</b>	<b>↓</b>



### ACTIVITY

Cumulative percentage of contracted UDA delivered 2016 & 2017



Month	Adjusted Scheduled Activity (UDA)	
	2016	2017
April	0	0
May	34	69
June	34	97
July	197	121
August	351	302
September	545	408
October	587	
November	688	
December	763	
January	834	
February	899	
March	1,009	
April	1,066	
May	1,104	
June	1,104	

### QUALITY

	Quantity	Base Number	Contract	AT	Region	England
% of FP17s for the same patient ID Re-attending within 3 months - Children	7	231	3.0%	11.9%	11.8%	12.4%
% of FP17s for the same patient ID Re-attending within 3 months - Adults	4	54	7.4%	15.8%	16.6%	16.7%
% of FP17s for the same patient ID Re-attending between 3 & 9 months - Children	108	231	46.8%	57.1%	60.2%	57.4%
% of FP17s for the same patient ID Re-attending between 3 & 9 months - Adults	29	54	53.7%	48.6%	52.0%	50.5%
% of FP17s for Band 1 Urgent Courses	4	238	1.7%	9.6%	9.4%	9.1%
% of FP17s Relating to Free Repair or Replacements	1	238	0.4%	0.7%	0.7%	0.8%
% of FP17s Relating to Continuations	1	238	0.4%	0.9%	1.2%	1.3%
% of Patients satisfied with the dentistry they have received	0	0	N/A	93.3%	93.6%	93.2%
% of Patients satisfied with the time they had to wait for an appointment	0	0	N/A	89.2%	89.1%	89.0%

\* This is based on patients treated on this contract for their most recent course of treatment. Figures in italics indicate the base number of FP17s or Patient Questionnaire responses are less than 100. N/A is shown where the base number of responses is less than 10 during the period. % is calculated as Quantity/Base number\*100

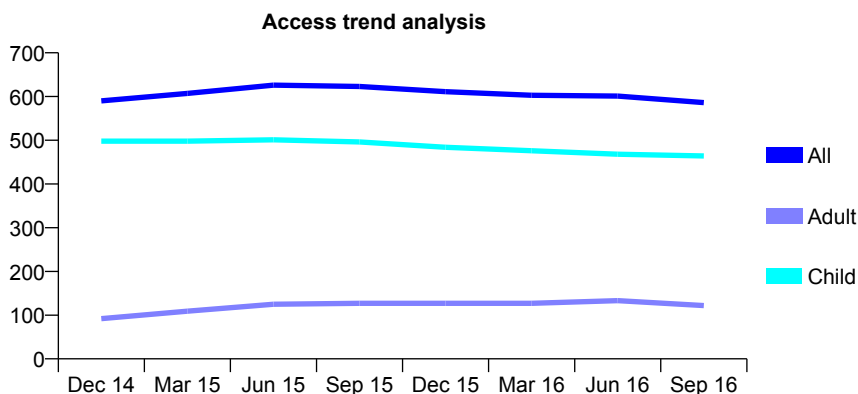
## Q69 - Vital Signs At a Glance Contract Report for 302201/0002 - September 2016

Name or company name	MR ND HATTON
Contract type name	GDS Contract
Purpose of contract	General
Contract start date	17/06/2013
Contract end date	

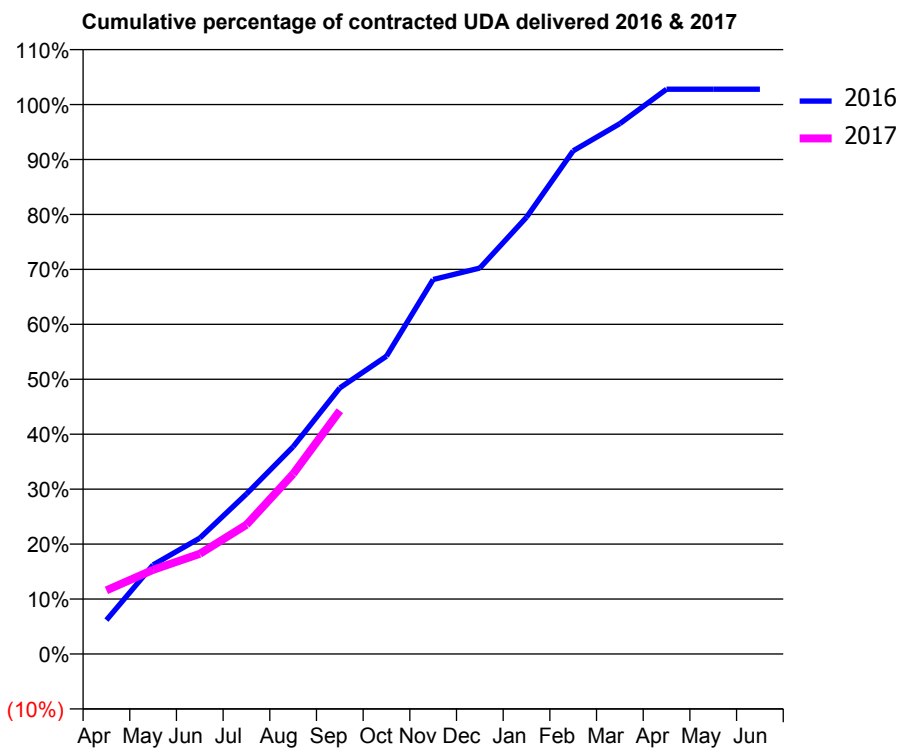
16/17 Contracted general activity (UDA)	1,233
Carry forward general activity (UDA)	-24
16/17 Contracted orthodontic activity (UOA)	0
Carry forward orthodontic activity (UOA)	0
Baseline contract value	£27,426.17

### ACCESS\*

Patients seen in 24 months	Total	Change since previous quarter
Quarter ending September 2015	623	
Quarter ending December 2015	611	↓
Quarter ending March 2016	603	↓
Quarter ending June 2016	601	→
Quarter ending September 2016	586	↓
<b>Variance since September 2015</b>	<b>(5.9%)</b>	<b>↓</b>



### ACTIVITY



Month	Adjusted Scheduled Activity (UDA)	
	2016	2017
April	76	143
May	200	189
June	260	225
July	359	290
August	465	404
September	597	546
October	668	
November	840	
December	866	
January	980	
February	1,129	
March	1,190	
April	1,267	
May	1,267	
June	1,267	

### QUALITY

	Quantity	Base Number	Contract	AT	Region	England
% of FP17s for the same patient ID Re-attending within 3 months - Children	8	419	1.9%	11.9%	11.8%	12.4%
% of FP17s for the same patient ID Re-attending within 3 months - Adults	2	54	3.7%	15.8%	16.6%	16.7%
% of FP17s for the same patient ID Re-attending between 3 & 9 months - Children	307	419	73.3%	57.1%	60.2%	57.4%
% of FP17s for the same patient ID Re-attending between 3 & 9 months - Adults	46	54	85.2%	48.6%	52.0%	50.5%
% of FP17s for Band 1 Urgent Courses	0	406	0.0%	9.6%	9.4%	9.1%
% of FP17s Relating to Free Repair or Replacements	0	406	0.0%	0.7%	0.7%	0.8%
% of FP17s Relating to Continuations	0	406	0.0%	0.9%	1.2%	1.3%
% of Patients satisfied with the dentistry they have received	0	0	N/A	93.3%	93.6%	93.2%
% of Patients satisfied with the time they had to wait for an appointment	0	0	N/A	89.2%	89.1%	89.0%

\* This is based on patients treated on this contract for their most recent course of treatment. Figures in italics indicate the base number of FP17s or Patient Questionnaire responses are less than 100. N/A is shown where the base number of responses is less than 10 during the period. % is calculated as Quantity/Base number\*100

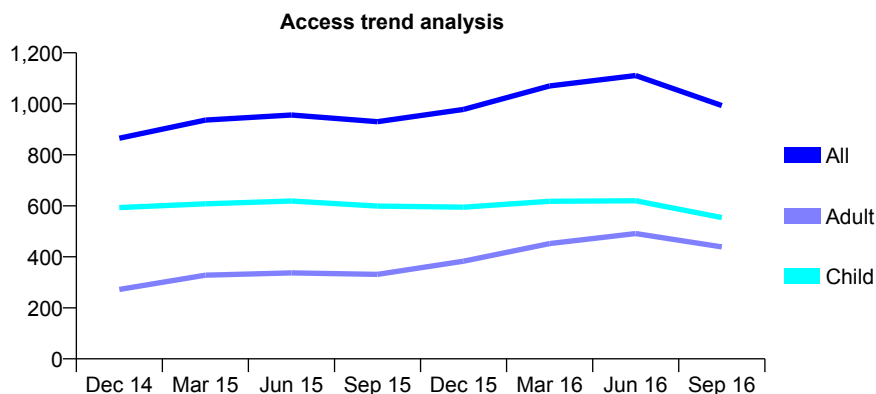
## Q69 - Vital Signs At a Glance Contract Report for 304379/0001 - September 2016

Name or company name	MR JR MACKAY
Contract type name	GDS Contract
Purpose of contract	General
Contract start date	01/04/2006
Contract end date	31/07/2016

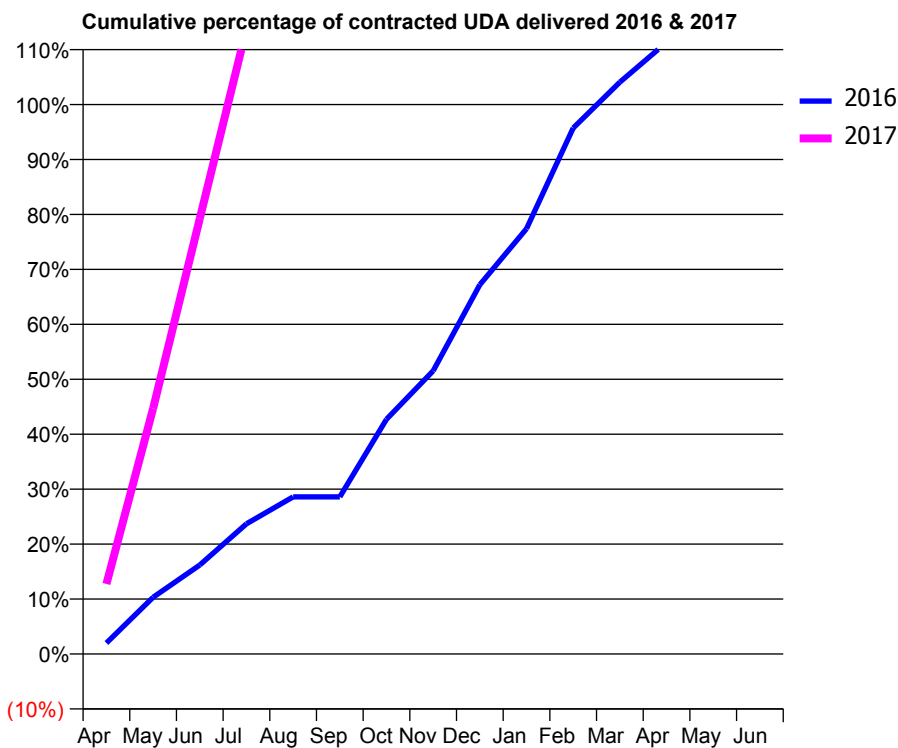
16/17 Contracted general activity (UDA)	533
Carry forward general activity (UDA)	0
16/17 Contracted orthodontic activity (UOA)	0
Carry forward orthodontic activity (UOA)	0
Baseline contract value	£13,562.81

### ACCESS\*

Patients seen in 24 months	Total	Change since previous quarter
Quarter ending September 2015	930	
Quarter ending December 2015	978	↑
Quarter ending March 2016	1,070	↑
Quarter ending June 2016	1,111	↑
Quarter ending September 2016	993	↓
<b>Variance since September 2015</b>	<b>6.8%</b>	<b>↑</b>



### ACTIVITY



Month	2016	2017
April	32	68
May	165	238
June	259	422
July	379	606
August	458	678
September	458	698
October	684	
November	825	
December	1,075	
January	1,238	
February	1,531	
March	1,665	
April	1,781	
May	1,782	
June	1,785	

### QUALITY

	Quantity	Base Number	Contract	AT	Region	England
% of FP17s for the same patient ID Re-attending within 3 months - Children	16	318	5.0%	11.9%	11.8%	12.4%
% of FP17s for the same patient ID Re-attending within 3 months - Adults	8	143	5.6%	15.8%	16.6%	16.7%
% of FP17s for the same patient ID Re-attending between 3 & 9 months - Children	131	318	41.2%	57.1%	60.2%	57.4%
% of FP17s for the same patient ID Re-attending between 3 & 9 months - Adults	46	143	32.2%	48.6%	52.0%	50.5%
% of FP17s for Band 1 Urgent Courses	19	376	5.1%	9.6%	9.4%	9.1%
% of FP17s Relating to Free Repair or Replacements	1	376	0.3%	0.7%	0.7%	0.8%
% of FP17s Relating to Continuations	0	376	0.0%	0.9%	1.2%	1.3%
% of Patients satisfied with the dentistry they have received	0	0	N/A	93.3%	93.6%	93.2%
% of Patients satisfied with the time they had to wait for an appointment	0	0	N/A	89.2%	89.1%	89.0%

\* This is based on patients treated on this contract for their most recent course of treatment. Figures in italics indicate the base number of FP17s or Patient Questionnaire responses are less than 100. N/A is shown where the base number of responses is less than 10 during the period. % is calculated as Quantity/Base number\*100

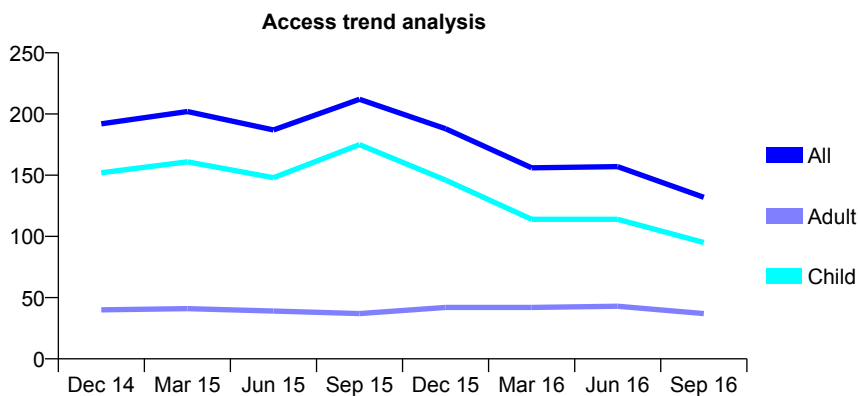
## Q69 - Vital Signs At a Glance Contract Report for 308242/0001 - September 2016

Name or company name	MR RS COOKSON
Contract type name	GDS Contract
Purpose of contract	General
Contract start date	01/04/2006
Contract end date	

16/17 Contracted general activity (UDA)	360
Carry forward general activity (UDA)	0
16/17 Contracted orthodontic activity (UOA)	0
Carry forward orthodontic activity (UOA)	0
Baseline contract value	£9,488.31

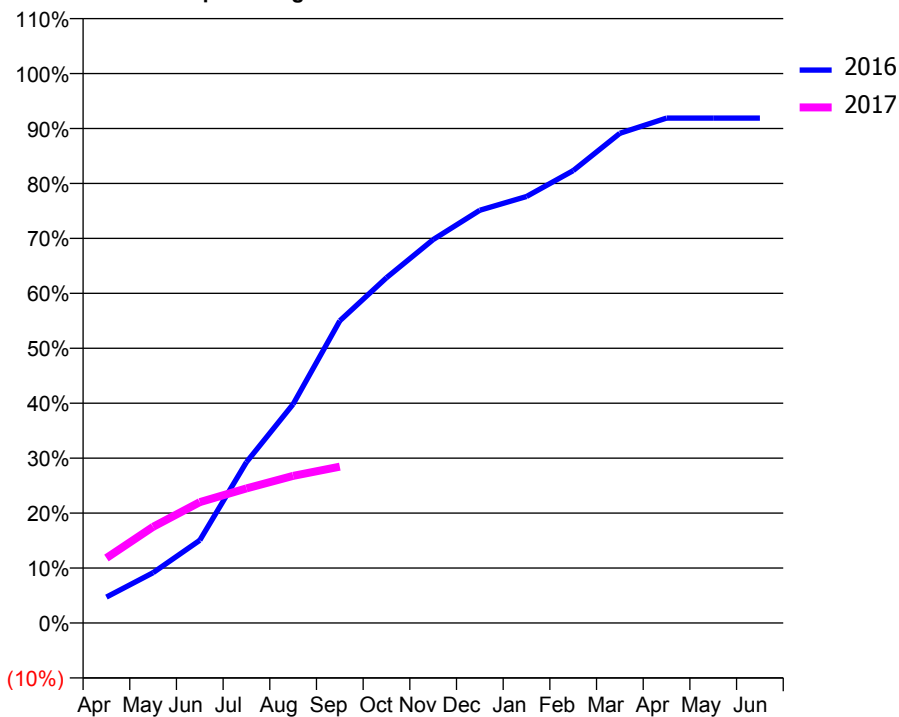
### ACCESS\*

Patients seen in 24 months	Total	Change since previous quarter
Quarter ending September 2015	212	
Quarter ending December 2015	188	↓
Quarter ending March 2016	156	↓
Quarter ending June 2016	157	→
Quarter ending September 2016	132	↓
<b>Variance since September 2015</b>	<b>(37.7%)</b>	<b>↓</b>



### ACTIVITY

Cumulative percentage of contracted UDA delivered 2016 & 2017



Adjusted Scheduled Activity (UDA)

Month	2016	2017
April	17	43
May	33	63
June	54	79
July	105	88
August	143	96
September	198	102
October	226	
November	251	
December	270	
January	279	
February	296	
March	321	
April	331	
May	331	
June	331	

### QUALITY

	Quantity	Base Number	Contract	AT	Region	England
% of FP17s for the same patient ID Re-attending within 3 months - Children	4	73	5.5%	11.9%	11.8%	12.4%
% of FP17s for the same patient ID Re-attending within 3 months - Adults	0	9	0.0%	15.8%	16.6%	16.7%
% of FP17s for the same patient ID Re-attending between 3 & 9 months - Children	29	73	39.7%	57.1%	60.2%	57.4%
% of FP17s for the same patient ID Re-attending between 3 & 9 months - Adults	5	9	55.6%	48.6%	52.0%	50.5%
% of FP17s for Band 1 Urgent Courses	7	76	9.2%	9.6%	9.4%	9.1%
% of FP17s Relating to Free Repair or Replacements	0	76	0.0%	0.7%	0.7%	0.8%
% of FP17s Relating to Continuations	1	76	1.3%	0.9%	1.2%	1.3%
% of Patients satisfied with the dentistry they have received	0	0	N/A	93.3%	93.6%	93.2%
% of Patients satisfied with the time they had to wait for an appointment	0	0	N/A	89.2%	89.1%	89.0%

\* This is based on patients treated on this contract for their most recent course of treatment. Figures in italics indicate the base number of FP17s or Patient Questionnaire responses are less than 100. N/A is shown where the base number of responses is less than 10 during the period. % is calculated as Quantity/Base number\*100

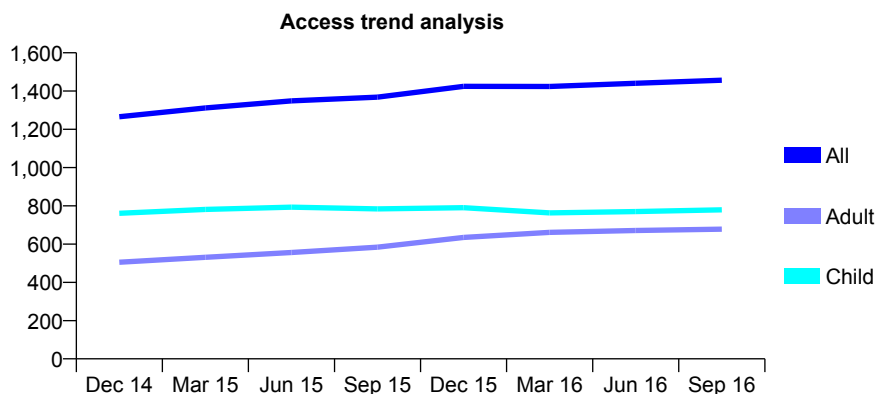
## Q69 - Vital Signs At a Glance Contract Report for 318833/0001 - September 2016

Name or company name	MR JS ROOPRA
Contract type name	GDS Contract
Purpose of contract	General
Contract start date	01/04/2006
Contract end date	

16/17 Contracted general activity (UDA)	2,969
Carry forward general activity (UDA)	-59
16/17 Contracted orthodontic activity (UOA)	0
Carry forward orthodontic activity (UOA)	0
Baseline contract value	£56,240.98

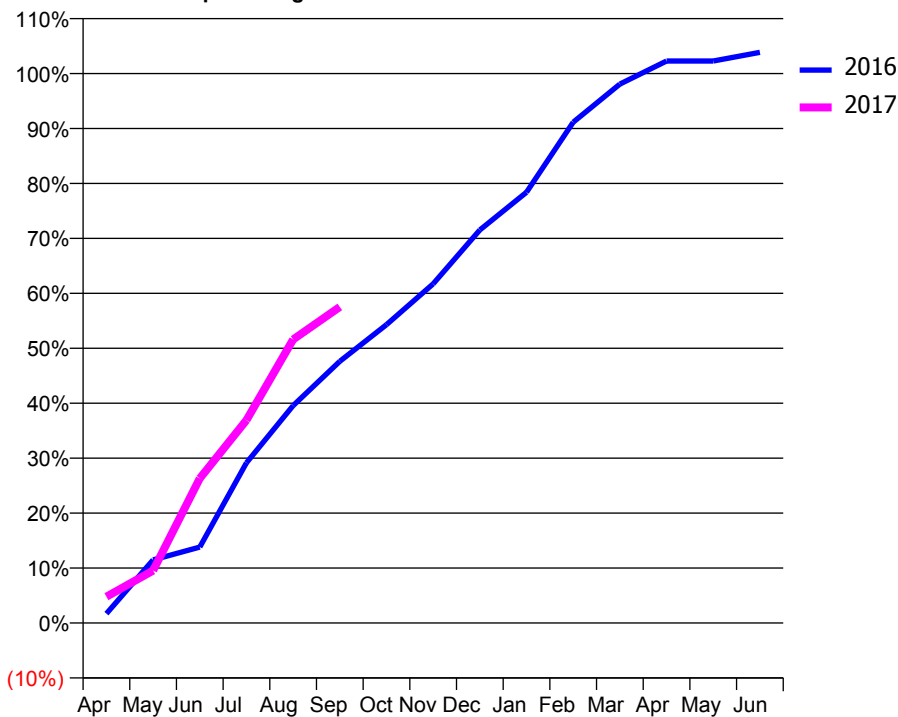
### ACCESS\*

Patients seen in 24 months	Total	Change since previous quarter
Quarter ending September 2015	1,368	
Quarter ending December 2015	1,425	↑
Quarter ending March 2016	1,424	→
Quarter ending June 2016	1,441	→
Quarter ending September 2016	1,457	→
<b>Variance since September 2015</b>	<b>6.5%</b>	<b>↑</b>



### ACTIVITY

Cumulative percentage of contracted UDA delivered 2016 & 2017



Month	Adjusted Scheduled Activity (UDA)	
	2016	2017
April	51	142
May	341	283
June	411	782
July	866	1,096
August	1,175	1,532
September	1,414	1,708
October	1,612	
November	1,833	
December	2,124	
January	2,327	
February	2,706	
March	2,912	
April	3,036	
May	3,036	
June	3,083	

### QUALITY

	Quantity	Base Number	Contract	AT	Region	England
% of FP17s for the same patient ID Re-attending within 3 months - Children	38	630	6.0%	11.9%	11.8%	12.4%
% of FP17s for the same patient ID Re-attending within 3 months - Adults	34	344	9.9%	15.8%	16.6%	16.7%
% of FP17s for the same patient ID Re-attending between 3 & 9 months - Children	349	630	55.4%	57.1%	60.2%	57.4%
% of FP17s for the same patient ID Re-attending between 3 & 9 months - Adults	147	344	42.7%	48.6%	52.0%	50.5%
% of FP17s for Band 1 Urgent Courses	23	862	2.7%	9.6%	9.4%	9.1%
% of FP17s Relating to Free Repair or Replacements	0	862	0.0%	0.7%	0.7%	0.8%
% of FP17s Relating to Continuations	8	862	0.9%	0.9%	1.2%	1.3%
% of Patients satisfied with the dentistry they have received	1	1	N/A	93.3%	93.6%	93.2%
% of Patients satisfied with the time they had to wait for an appointment	1	1	N/A	89.2%	89.1%	89.0%

\* This is based on patients treated on this contract for their most recent course of treatment. Figures in italics indicate the base number of FP17s or Patient Questionnaire responses are less than 100. N/A is shown where the base number of responses is less than 10 during the period. % is calculated as Quantity/Base number\*100



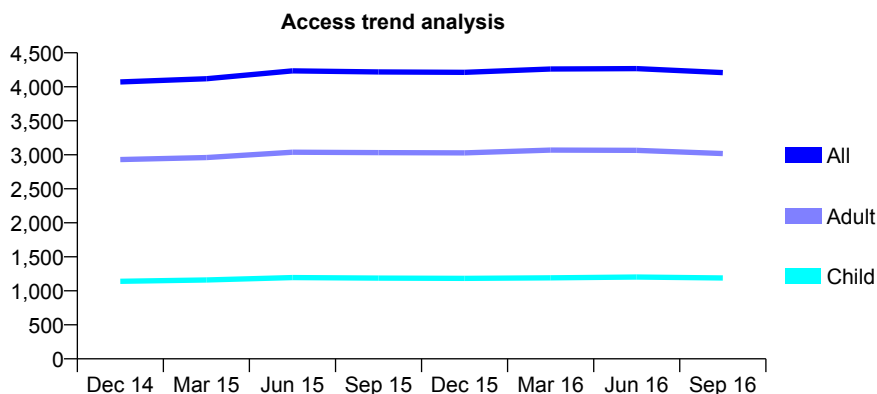
## Q69 - Vital Signs At a Glance Contract Report for 318922/0001 - September 2016

Name or company name	MR MD JOHNSON
Contract type name	GDS Contract
Purpose of contract	General
Contract start date	01/04/2006
Contract end date	

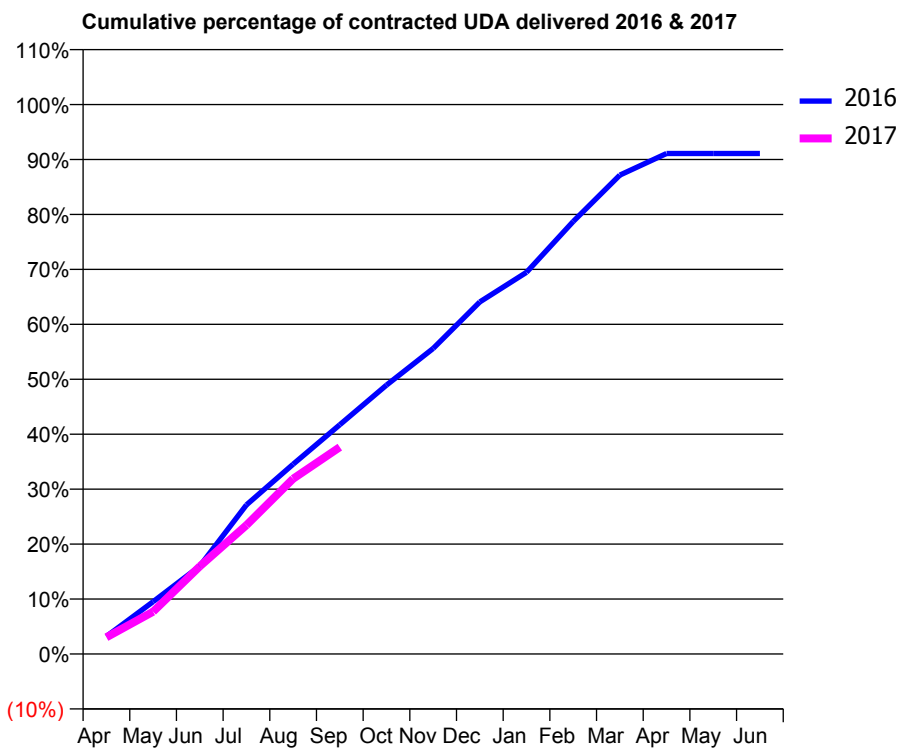
16/17 Contracted general activity (UDA)	10,982
Carry forward general activity (UDA)	0
16/17 Contracted orthodontic activity (UOA)	0
Carry forward orthodontic activity (UOA)	0
Baseline contract value	£258,706.60

### ACCESS\*

Patients seen in 24 months	Total	Change since previous quarter
Quarter ending September 2015	4,219	
Quarter ending December 2015	4,212	→
Quarter ending March 2016	4,261	→
Quarter ending June 2016	4,268	→
Quarter ending September 2016	4,209	↓
<b>Variance since September 2015</b>	<b>(0.2%)</b>	<b>→</b>



### ACTIVITY



Month	Adjusted Scheduled Activity (UDA)	
	2016	2017
April	388	335
May	1,147	847
June	1,929	1,752
July	3,274	2,576
August	4,164	3,503
September	5,031	4,134
October	5,899	
November	6,703	
December	7,726	
January	8,376	
February	9,490	
March	10,508	
April	10,981	
May	10,981	
June	10,981	

### QUALITY

	Quantity	Base Number	Contract	AT	Region	England
% of FP17s for the same patient ID Re-attending within 3 months - Children	53	961	5.5%	11.9%	11.8%	12.4%
% of FP17s for the same patient ID Re-attending within 3 months - Adults	201	2,117	9.5%	15.8%	16.6%	16.7%
% of FP17s for the same patient ID Re-attending between 3 & 9 months - Children	684	961	71.2%	57.1%	60.2%	57.4%
% of FP17s for the same patient ID Re-attending between 3 & 9 months - Adults	1,499	2,117	70.8%	48.6%	52.0%	50.5%
% of FP17s for Band 1 Urgent Courses	158	2,807	5.6%	9.6%	9.4%	9.1%
% of FP17s Relating to Free Repair or Replacements	13	2,807	0.5%	0.7%	0.7%	0.8%
% of FP17s Relating to Continuations	6	2,807	0.2%	0.9%	1.2%	1.3%
% of Patients satisfied with the dentistry they have received	1	1	N/A	93.3%	93.6%	93.2%
% of Patients satisfied with the time they had to wait for an appointment	1	1	N/A	89.2%	89.1%	89.0%

\* This is based on patients treated on this contract for their most recent course of treatment. Figures in italics indicate the base number of FP17s or Patient Questionnaire responses are less than 100. N/A is shown where the base number of responses is less than 10 during the period. % is calculated as Quantity/Base number\*100

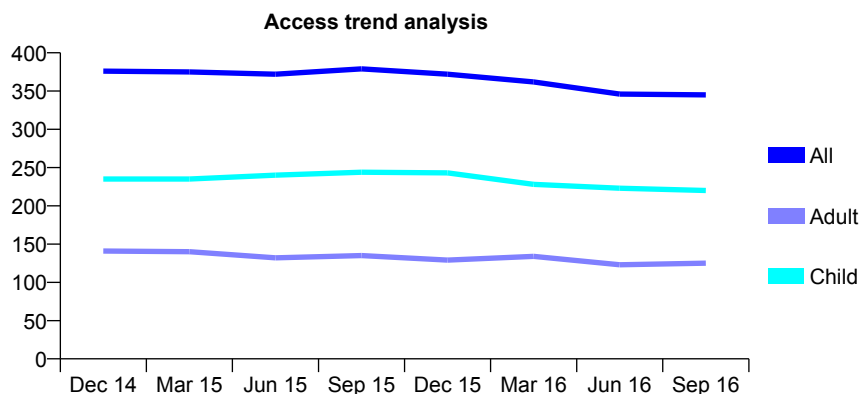
## Q69 - Vital Signs At a Glance Contract Report for 322261/0001 - September 2016

Name or company name	MR BS COUSINS
Contract type name	GDS Contract
Purpose of contract	General
Contract start date	01/04/2006
Contract end date	

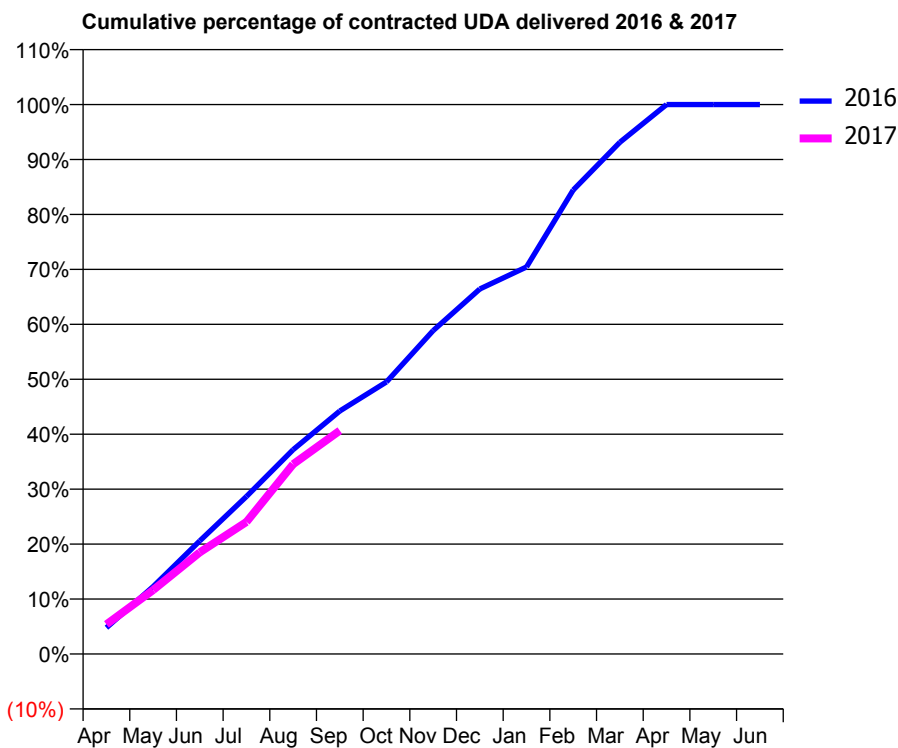
16/17 Contracted general activity (UDA)	984
Carry forward general activity (UDA)	0
16/17 Contracted orthodontic activity (UOA)	0
Carry forward orthodontic activity (UOA)	0
Baseline contract value	£24,154.36

### ACCESS\*

Patients seen in 24 months	Total	Change since previous quarter
Quarter ending September 2015	379	
Quarter ending December 2015	372	↓
Quarter ending March 2016	362	↓
Quarter ending June 2016	346	↓
Quarter ending September 2016	345	→
<b>Variance since September 2015</b>	<b>(9.0%)</b>	<b>↓</b>



### ACTIVITY



Month	Adjusted Scheduled Activity (UDA)	
	2016	2017
April	47	53
May	121	114
June	203	182
July	282	237
August	366	340
September	435	400
October	487	
November	579	
December	654	
January	693	
February	831	
March	916	
April	984	
May	984	
June	984	

### QUALITY

	Quantity	Base Number	Contract	AT	Region	England
% of FP17s for the same patient ID Re-attending within 3 months - Children	16	208	7.7%	11.9%	11.8%	12.4%
% of FP17s for the same patient ID Re-attending within 3 months - Adults	20	82	24.4%	15.8%	16.6%	16.7%
% of FP17s for the same patient ID Re-attending between 3 & 9 months - Children	155	208	74.5%	57.1%	60.2%	57.4%
% of FP17s for the same patient ID Re-attending between 3 & 9 months - Adults	50	82	61.0%	48.6%	52.0%	50.5%
% of FP17s for Band 1 Urgent Courses	10	256	3.9%	9.6%	9.4%	9.1%
% of FP17s Relating to Free Repair or Replacements	0	256	0.0%	0.7%	0.7%	0.8%
% of FP17s Relating to Continuations	0	256	0.0%	0.9%	1.2%	1.3%
% of Patients satisfied with the dentistry they have received	1	1	N/A	93.3%	93.6%	93.2%
% of Patients satisfied with the time they had to wait for an appointment	1	1	N/A	89.2%	89.1%	89.0%

\* This is based on patients treated on this contract for their most recent course of treatment. Figures in italics indicate the base number of FP17s or Patient Questionnaire responses are less than 100. N/A is shown where the base number of responses is less than 10 during the period. % is calculated as Quantity/Base number\*100

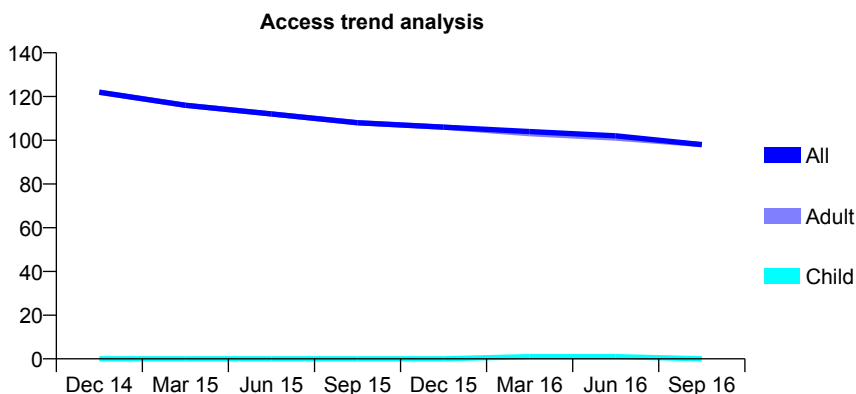
## Q69 - Vital Signs At a Glance Contract Report for 323373/0003 - September 2016

Name or company name	MR GF HOLLIS
Contract type name	GDS Contract
Purpose of contract	General
Contract start date	01/04/2006
Contract end date	

16/17 Contracted general activity (UDA)	1,474
Carry forward general activity (UDA)	0
16/17 Contracted orthodontic activity (UOA)	0
Carry forward orthodontic activity (UOA)	0
Baseline contract value	£41,032.71

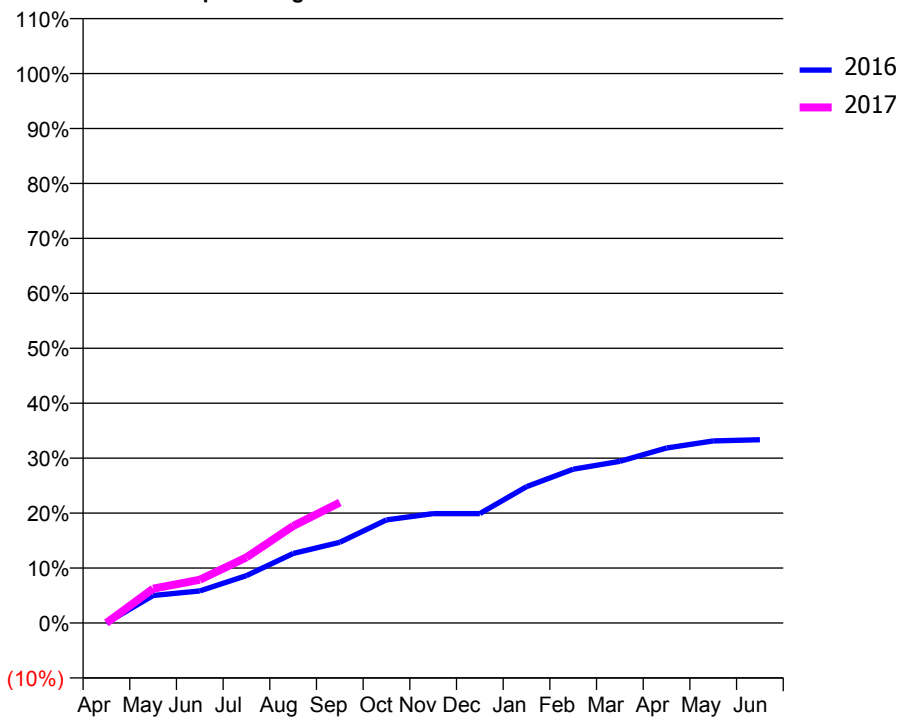
### ACCESS\*

Patients seen in 24 months	Total	Change since previous quarter
Quarter ending September 2015	108	
Quarter ending December 2015	106	↓
Quarter ending March 2016	104	↓
Quarter ending June 2016	102	↓
Quarter ending September 2016	98	↓
<b>Variance since September 2015</b>	<b>(9.3%)</b>	<b>↓</b>



### ACTIVITY

Cumulative percentage of contracted UDA delivered 2016 & 2017



Adjusted Scheduled Activity (UDA)

Month	2016	2017
April	0	0
May	74	92
June	86	116
July	127	176
August	187	260
September	217	323
October	277	
November	294	
December	294	
January	366	
February	413	
March	434	
April	470	
May	489	
June	492	

### QUALITY

	Quantity	Base Number	Contract	AT	Region	England
% of FP17s for the same patient ID Re-attending within 3 months - Children	0	0	N/A	11.9%	11.8%	12.4%
% of FP17s for the same patient ID Re-attending within 3 months - Adults	2	83	2.4%	15.8%	16.6%	16.7%
% of FP17s for the same patient ID Re-attending between 3 & 9 months - Children	0	0	N/A	57.1%	60.2%	57.4%
% of FP17s for the same patient ID Re-attending between 3 & 9 months - Adults	51	83	61.4%	48.6%	52.0%	50.5%
% of FP17s for Band 1 Urgent Courses	1	67	1.5%	9.6%	9.4%	9.1%
% of FP17s Relating to Free Repair or Replacements	1	67	1.5%	0.7%	0.7%	0.8%
% of FP17s Relating to Continuations	0	67	0.0%	0.9%	1.2%	1.3%
% of Patients satisfied with the dentistry they have received	0	1	N/A	93.3%	93.6%	93.2%
% of Patients satisfied with the time they had to wait for an appointment	1	1	N/A	89.2%	89.1%	89.0%

\* This is based on patients treated on this contract for their most recent course of treatment. Figures in italics indicate the base number of FP17s or Patient Questionnaire responses are less than 100. N/A is shown where the base number of responses is less than 10 during the period. % is calculated as Quantity/Base number\*100

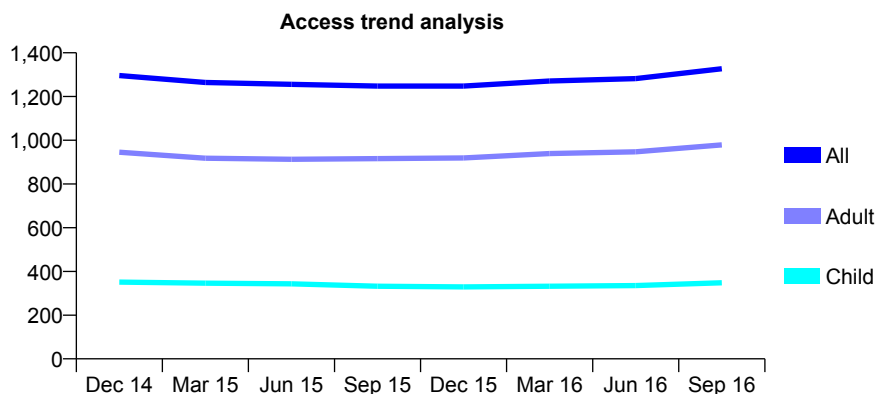
## Q69 - Vital Signs At a Glance Contract Report for 323977/0001 - September 2016

Name or company name	MR JR WHITLOCK
Contract type name	GDS Contract
Purpose of contract	General
Contract start date	01/04/2006
Contract end date	

16/17 Contracted general activity (UDA)	4,200
Carry forward general activity (UDA)	64
16/17 Contracted orthodontic activity (UOA)	0
Carry forward orthodontic activity (UOA)	0
Baseline contract value	£103,957.14

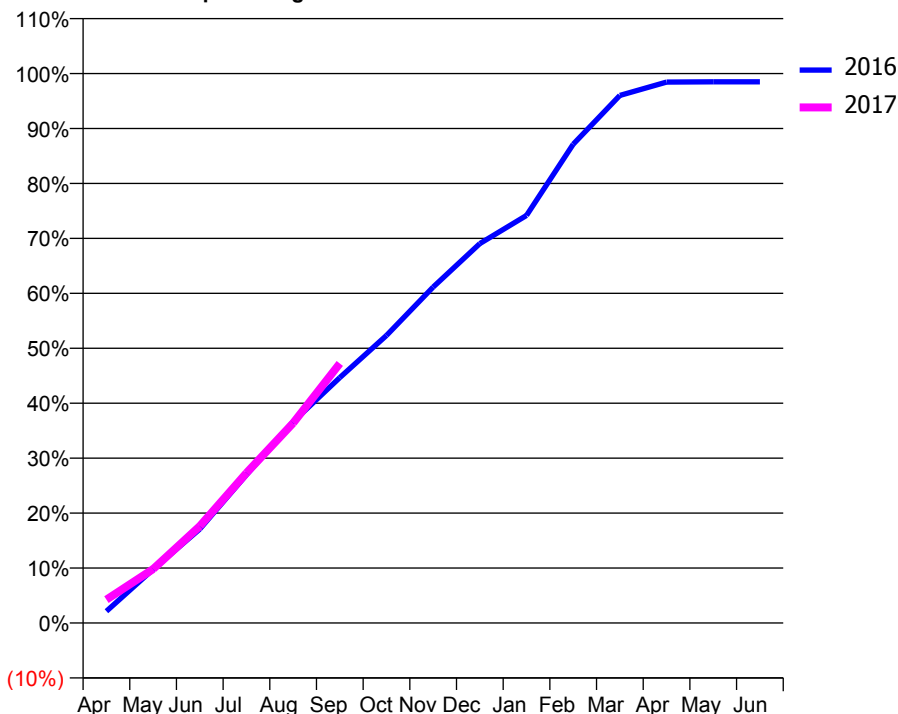
### ACCESS\*

Patients seen in 24 months	Total	Change since previous quarter
Quarter ending September 2015	1,248	
Quarter ending December 2015	1,248	→
Quarter ending March 2016	1,271	→
Quarter ending June 2016	1,282	→
Quarter ending September 2016	1,327	↑
<b>Variance since September 2015</b>	<b>6.3%</b>	<b>↑</b>



### ACTIVITY

Cumulative percentage of contracted UDA delivered 2016 & 2017



Month	Adjusted Scheduled Activity (UDA)	
	2016	2017
April	90	178
May	410	412
June	718	741
July	1,133	1,148
August	1,539	1,528
September	1,876	1,984
October	2,198	
November	2,568	
December	2,900	
January	3,115	
February	3,659	
March	4,033	
April	4,134	
May	4,136	
June	4,136	

### QUALITY

	Quantity	Base Number	Contract	AT	Region	England
% of FP17s for the same patient ID Re-attending within 3 months - Children	24	316	7.6%	11.9%	11.8%	12.4%
% of FP17s for the same patient ID Re-attending within 3 months - Adults	117	873	13.4%	15.8%	16.6%	16.7%
% of FP17s for the same patient ID Re-attending between 3 & 9 months - Children	226	316	71.5%	57.1%	60.2%	57.4%
% of FP17s for the same patient ID Re-attending between 3 & 9 months - Adults	600	873	68.7%	48.6%	52.0%	50.5%
% of FP17s for Band 1 Urgent Courses	53	1,127	4.7%	9.6%	9.4%	9.1%
% of FP17s Relating to Free Repair or Replacements	0	1,127	0.0%	0.7%	0.7%	0.8%
% of FP17s Relating to Continuations	6	1,127	0.5%	0.9%	1.2%	1.3%
% of Patients satisfied with the dentistry they have received	2	2	N/A	93.3%	93.6%	93.2%
% of Patients satisfied with the time they had to wait for an appointment	2	2	N/A	89.2%	89.1%	89.0%

\* This is based on patients treated on this contract for their most recent course of treatment. Figures in italics indicate the base number of FP17s or Patient Questionnaire responses are less than 100. N/A is shown where the base number of responses is less than 10 during the period. % is calculated as Quantity/Base number\*100

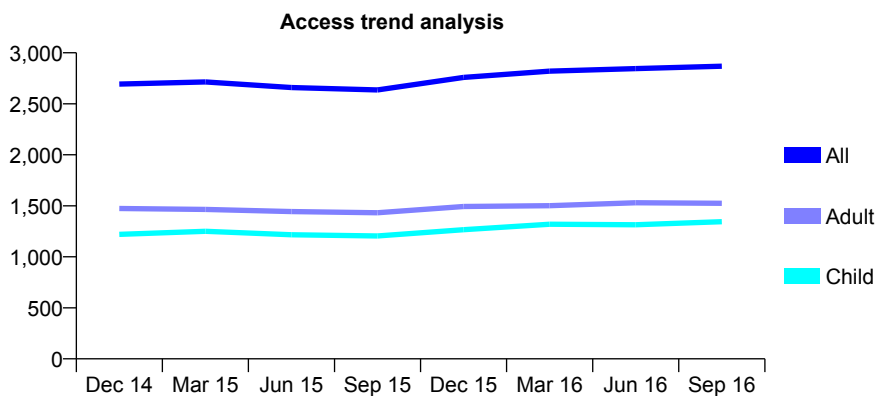
## Q69 - Vital Signs At a Glance Contract Report for 326240/0001 - September 2016

Name or company name	MR NS SEHRA
Contract type name	GDS Contract
Purpose of contract	General
Contract start date	01/04/2006
Contract end date	

16/17 Contracted general activity (UDA)	11,428
Carry forward general activity (UDA)	0
16/17 Contracted orthodontic activity (UOA)	0
Carry forward orthodontic activity (UOA)	0
Baseline contract value	£381,344.38

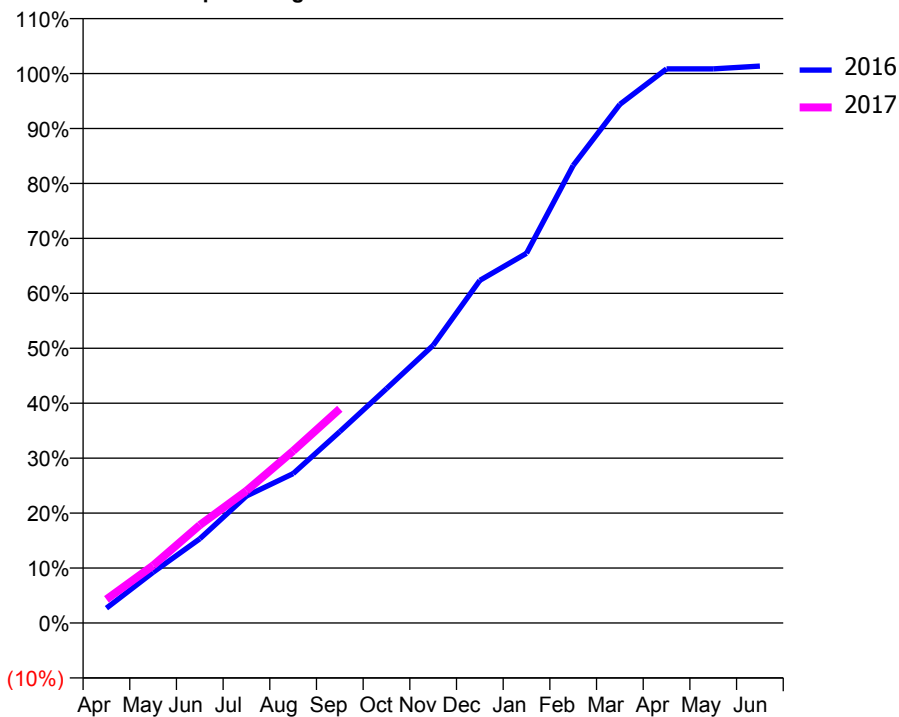
### ACCESS\*

Patients seen in 24 months	Total	Change since previous quarter
Quarter ending September 2015	2,636	
Quarter ending December 2015	2,759	↑
Quarter ending March 2016	2,820	↑
Quarter ending June 2016	2,845	→
Quarter ending September 2016	2,869	→
<b>Variance since September 2015</b>	<b>8.8%</b>	<b>↑</b>



### ACTIVITY

Cumulative percentage of contracted UDA delivered 2016 & 2017



Month	Adjusted Scheduled Activity (UDA)	
	2016	2017
April	325	493
May	1,105	1,196
June	1,834	2,036
July	2,765	2,750
August	3,255	3,578
September	4,168	4,456
October	5,105	
November	6,046	
December	7,460	
January	8,051	
February	9,965	
March	11,294	
April	12,068	
May	12,067	
June	12,127	

### QUALITY

	Quantity	Base Number	Contract	AT	Region	England
% of FP17s for the same patient ID Re-attending within 3 months - Children	54	1,256	4.3%	11.9%	11.8%	12.4%
% of FP17s for the same patient ID Re-attending within 3 months - Adults	140	975	14.4%	15.8%	16.6%	16.7%
% of FP17s for the same patient ID Re-attending between 3 & 9 months - Children	912	1,256	72.6%	57.1%	60.2%	57.4%
% of FP17s for the same patient ID Re-attending between 3 & 9 months - Adults	489	975	50.2%	48.6%	52.0%	50.5%
% of FP17s for Band 1 Urgent Courses	265	2,057	12.9%	9.6%	9.4%	9.1%
% of FP17s Relating to Free Repair or Replacements	2	2,057	0.1%	0.7%	0.7%	0.8%
% of FP17s Relating to Continuations	0	2,057	0.0%	0.9%	1.2%	1.3%
% of Patients satisfied with the dentistry they have received	1	1	N/A	93.3%	93.6%	93.2%
% of Patients satisfied with the time they had to wait for an appointment	1	1	N/A	89.2%	89.1%	89.0%

\* This is based on patients treated on this contract for their most recent course of treatment. Figures in italics indicate the base number of FP17s or Patient Questionnaire responses are less than 100. N/A is shown where the base number of responses is less than 10 during the period. % is calculated as Quantity/Base number\*100

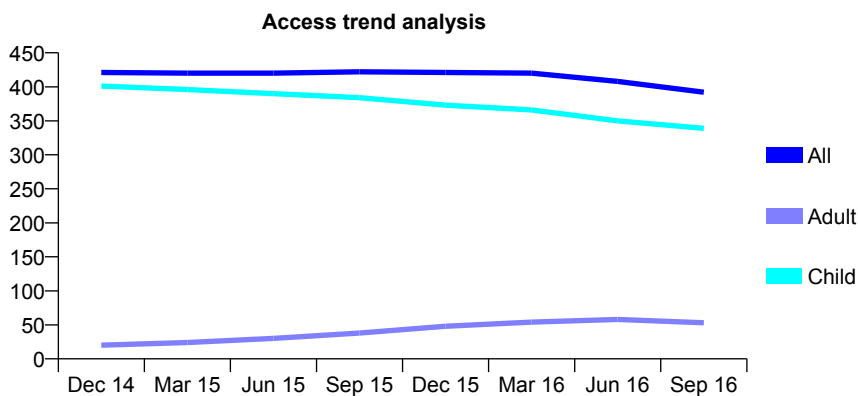
## Q69 - Vital Signs At a Glance Contract Report for 327387/0001 - September 2016

Name or company name	MR MI BRADY
Contract type name	GDS Contract
Purpose of contract	General
Contract start date	01/04/2006
Contract end date	

16/17 Contracted general activity (UDA)	728
Carry forward general activity (UDA)	-15
16/17 Contracted orthodontic activity (UOA)	0
Carry forward orthodontic activity (UOA)	0
Baseline contract value	£13,817.42

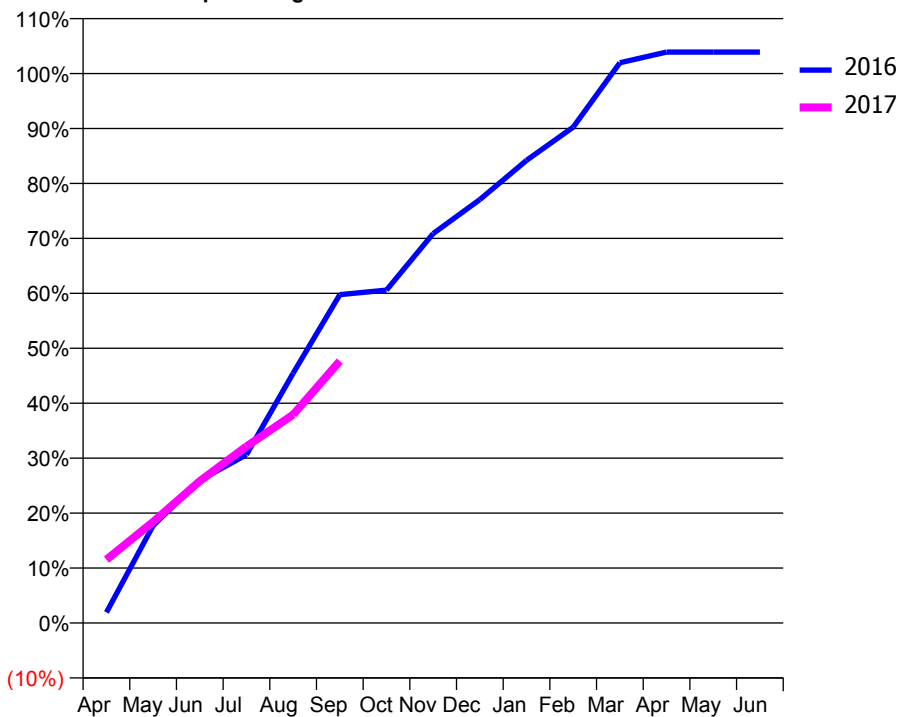
### ACCESS\*

Patients seen in 24 months	Total	Change since previous quarter
Quarter ending September 2015	422	
Quarter ending December 2015	421	→
Quarter ending March 2016	420	→
Quarter ending June 2016	408	↓
Quarter ending September 2016	392	↓
<b>Variance since September 2015</b>	<b>(7.1%)</b>	<b>↓</b>



### ACTIVITY

Cumulative percentage of contracted UDA delivered 2016 & 2017



Adjusted Scheduled Activity (UDA)

Month	2016	2017
April	14	84
May	129	134
June	189	188
July	223	234
August	331	276
September	435	347
October	441	
November	516	
December	561	
January	613	
February	657	
March	742	
April	756	
May	756	
June	756	

### QUALITY

	Quantity	Base Number	Contract	AT	Region	England
% of FP17s for the same patient ID Re-attending within 3 months - Children	16	219	7.3%	11.9%	11.8%	12.4%
% of FP17s for the same patient ID Re-attending within 3 months - Adults	1	19	5.3%	15.8%	16.6%	16.7%
% of FP17s for the same patient ID Re-attending between 3 & 9 months - Children	114	219	52.1%	57.1%	60.2%	57.4%
% of FP17s for the same patient ID Re-attending between 3 & 9 months - Adults	10	19	52.6%	48.6%	52.0%	50.5%
% of FP17s for Band 1 Urgent Courses	0	228	0.0%	9.6%	9.4%	9.1%
% of FP17s Relating to Free Repair or Replacements	0	228	0.0%	0.7%	0.7%	0.8%
% of FP17s Relating to Continuations	7	228	3.1%	0.9%	1.2%	1.3%
% of Patients satisfied with the dentistry they have received	1	1	N/A	93.3%	93.6%	93.2%
% of Patients satisfied with the time they had to wait for an appointment	1	1	N/A	89.2%	89.1%	89.0%

\* This is based on patients treated on this contract for their most recent course of treatment. Figures in italics indicate the base number of FP17s or Patient Questionnaire responses are less than 100. N/A is shown where the base number of responses is less than 10 during the period. % is calculated as Quantity/Base number\*100

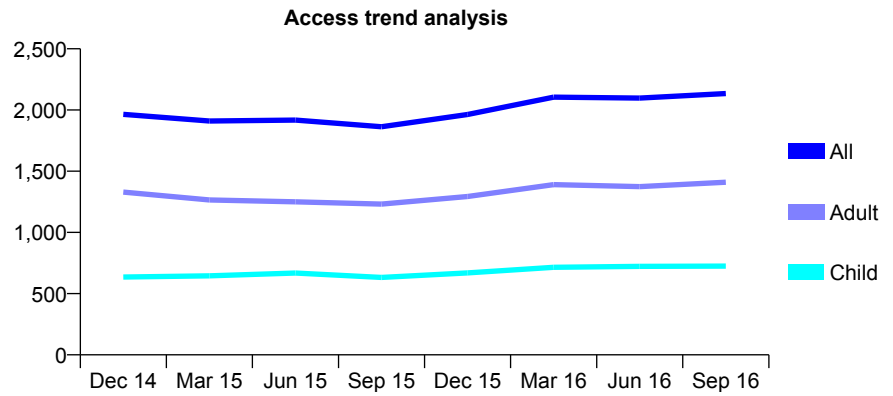
## Q69 - Vital Signs At a Glance Contract Report for 332119/0003 - September 2016

Name or company name	MR S CHOPRA
Contract type name	GDS Contract
Purpose of contract	General
Contract start date	24/12/2009
Contract end date	

16/17 Contracted general activity (UDA)	3,150
Carry forward general activity (UDA)	0
16/17 Contracted orthodontic activity (UOA)	0
Carry forward orthodontic activity (UOA)	0
Baseline contract value	£91,798.82

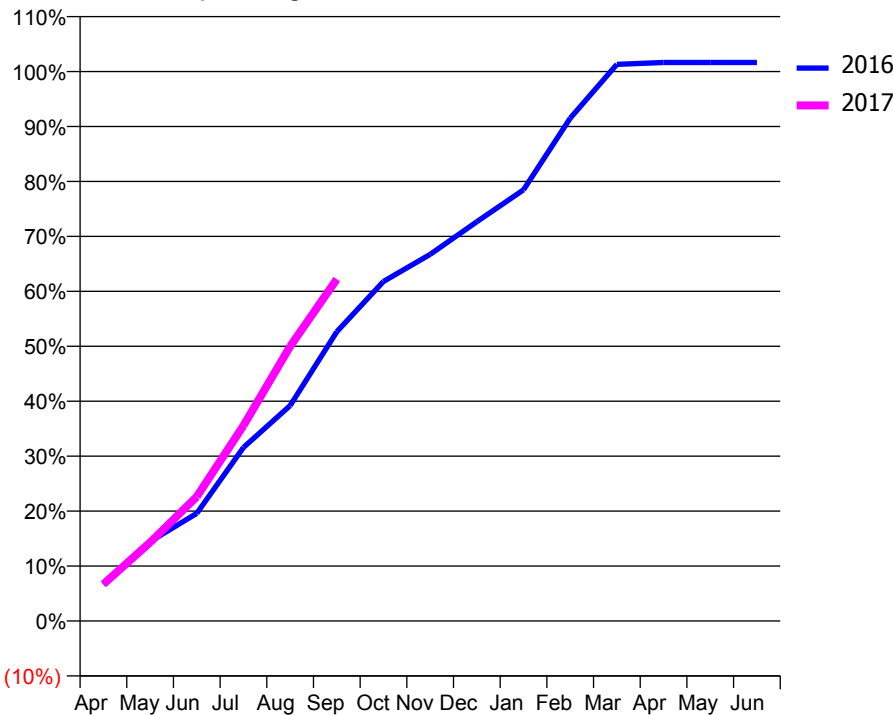
### ACCESS\*

Patients seen in 24 months	Total	Change since previous quarter
Quarter ending September 2015	1,863	
Quarter ending December 2015	1,963	↑
Quarter ending March 2016	2,105	↑
Quarter ending June 2016	2,097	→
Quarter ending September 2016	2,135	→
<b>Variance since September 2015</b>	<b>14.6%</b>	<b>↑</b>



### ACTIVITY

Cumulative percentage of contracted UDA delivered 2016 & 2017



Month	Adjusted Scheduled Activity (UDA)	
	2016	2017
April	219	211
May	477	451
June	646	713
July	1,042	1,120
August	1,293	1,574
September	1,736	1,959
October	2,038	
November	2,201	
December	2,396	
January	2,588	
February	3,018	
March	3,341	
April	3,352	
May	3,352	
June	3,352	

### QUALITY

	Quantity	Base Number	Contract	AT	Region	England
% of FP17s for the same patient ID Re-attending within 3 months - Children	39	430	9.1%	11.9%	11.8%	12.4%
% of FP17s for the same patient ID Re-attending within 3 months - Adults	147	788	18.7%	15.8%	16.6%	16.7%
% of FP17s for the same patient ID Re-attending between 3 & 9 months - Children	186	430	43.3%	57.1%	60.2%	57.4%
% of FP17s for the same patient ID Re-attending between 3 & 9 months - Adults	212	788	26.9%	48.6%	52.0%	50.5%
% of FP17s for Band 1 Urgent Courses	137	644	21.3%	9.6%	9.4%	9.1%
% of FP17s Relating to Free Repair or Replacements	0	644	0.0%	0.7%	0.7%	0.8%
% of FP17s Relating to Continuations	13	644	2.0%	0.9%	1.2%	1.3%
% of Patients satisfied with the dentistry they have received	0	0	N/A	93.3%	93.6%	93.2%
% of Patients satisfied with the time they had to wait for an appointment	0	0	N/A	89.2%	89.1%	89.0%

\* This is based on patients treated on this contract for their most recent course of treatment. Figures in italics indicate the base number of FP17s or Patient Questionnaire responses are less than 100. N/A is shown where the base number of responses is less than 10 during the period. % is calculated as Quantity/Base number\*100



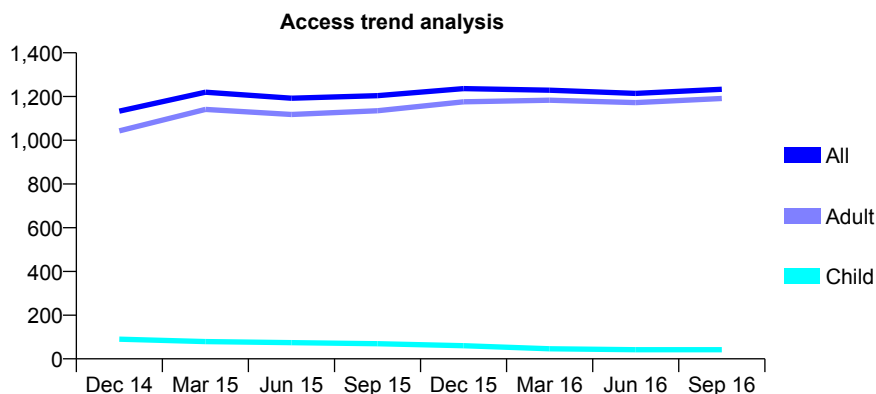
## Q69 - Vital Signs At a Glance Contract Report for 332119/0005 - September 2016

Name or company name	MR S CHOPRA
Contract type name	GDS Contract
Purpose of contract	General
Contract start date	01/04/2013
Contract end date	

16/17 Contracted general activity (UDA)	5,175
Carry forward general activity (UDA)	-93
16/17 Contracted orthodontic activity (UOA)	0
Carry forward orthodontic activity (UOA)	0
Baseline contract value	£264,030.23

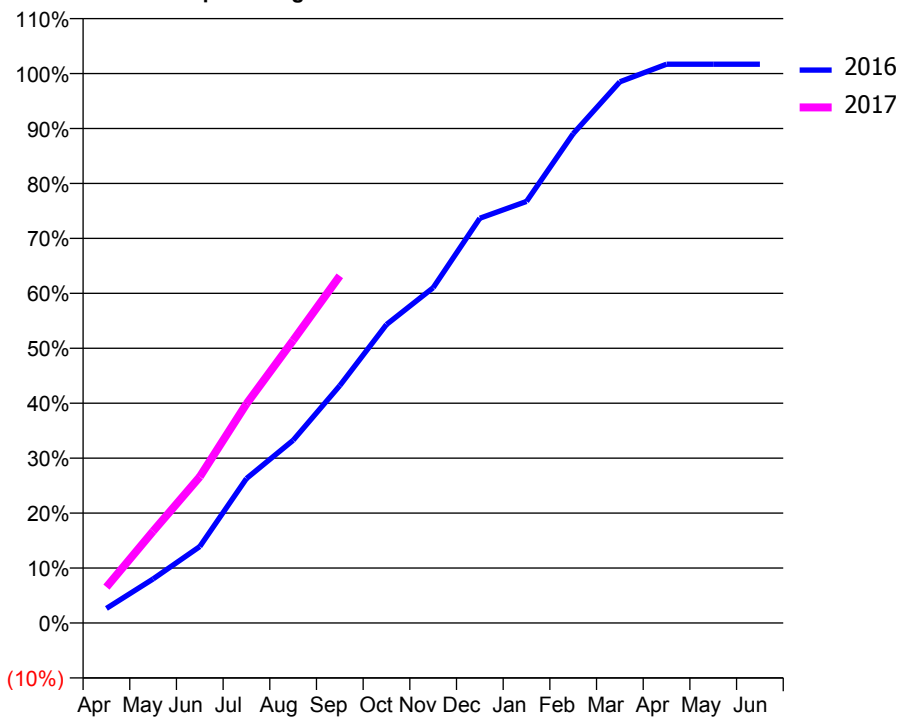
### ACCESS\*

Patients seen in 24 months	Total	Change since previous quarter
Quarter ending September 2015	1,204	
Quarter ending December 2015	1,236	↑
Quarter ending March 2016	1,229	→
Quarter ending June 2016	1,214	↓
Quarter ending September 2016	1,233	→
<b>Variance since September 2015</b>	<b>2.4%</b>	<b>↑</b>



### ACTIVITY

Cumulative percentage of contracted UDA delivered 2016 & 2017



Month	Adjusted Scheduled Activity (UDA)	
	2016	2017
April	144	338
May	435	864
June	754	1,377
July	1,425	2,064
August	1,802	2,662
September	2,342	3,269
October	2,944	
November	3,307	
December	3,992	
January	4,158	
February	4,825	
March	5,337	
April	5,511	
May	5,511	
June	5,511	

### QUALITY

	Quantity	Base Number	Contract	AT	Region	England
% of FP17s for the same patient ID Re-attending within 3 months - Children	0	22	0.0%	11.9%	11.8%	12.4%
% of FP17s for the same patient ID Re-attending within 3 months - Adults	11	567	1.9%	15.8%	16.6%	16.7%
% of FP17s for the same patient ID Re-attending between 3 & 9 months - Children	2	22	9.1%	57.1%	60.2%	57.4%
% of FP17s for the same patient ID Re-attending between 3 & 9 months - Adults	52	567	9.2%	48.6%	52.0%	50.5%
% of FP17s for Band 1 Urgent Courses	0	543	0.0%	9.6%	9.4%	9.1%
% of FP17s Relating to Free Repair or Replacements	0	543	0.0%	0.7%	0.7%	0.8%
% of FP17s Relating to Continuations	2	543	0.4%	0.9%	1.2%	1.3%
% of Patients satisfied with the dentistry they have received	1	1	N/A	93.3%	93.6%	93.2%
% of Patients satisfied with the time they had to wait for an appointment	0	1	N/A	89.2%	89.1%	89.0%

\* This is based on patients treated on this contract for their most recent course of treatment. Figures in italics indicate the base number of FP17s or Patient Questionnaire responses are less than 100. N/A is shown where the base number of responses is less than 10 during the period. % is calculated as Quantity/Base number\*100

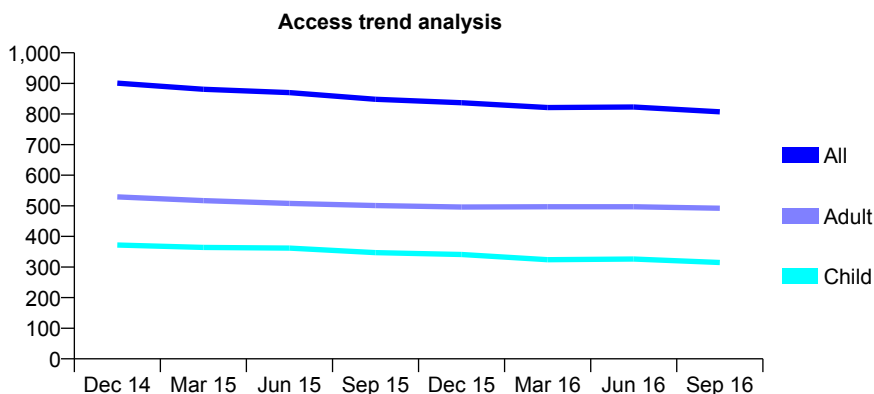
## Q69 - Vital Signs At a Glance Contract Report for 334944/0001 - September 2016

Name or company name	MR DJ DEAN
Contract type name	GDS Contract
Purpose of contract	General
Contract start date	01/04/2006
Contract end date	

16/17 Contracted general activity (UDA)	1,760
Carry forward general activity (UDA)	0
16/17 Contracted orthodontic activity (UOA)	0
Carry forward orthodontic activity (UOA)	0
Baseline contract value	£42,527.25

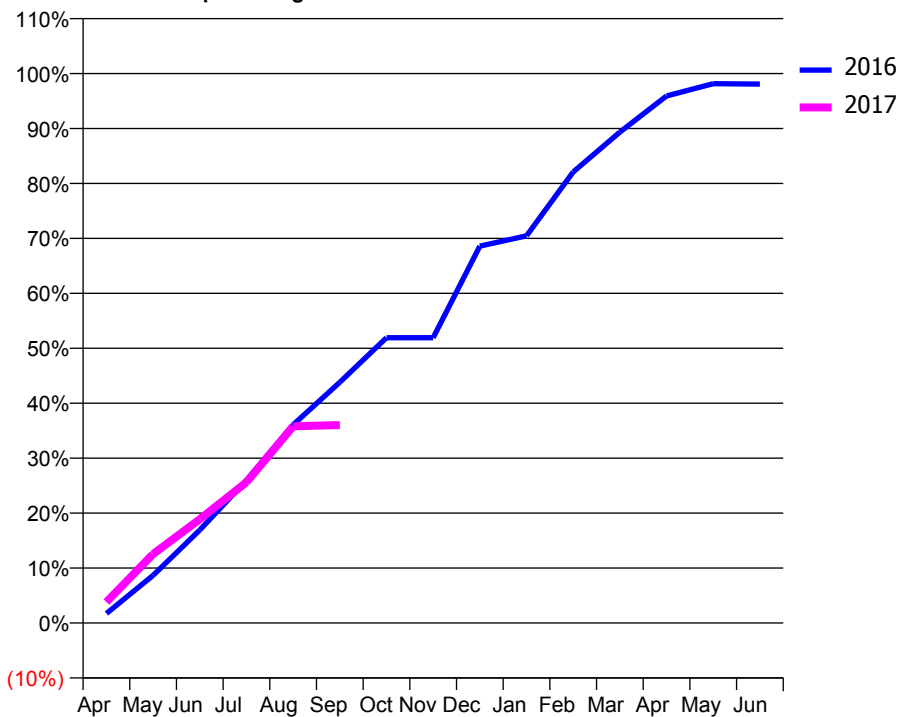
### ACCESS\*

Patients seen in 24 months	Total	Change since previous quarter
Quarter ending September 2015	848	
Quarter ending December 2015	837	↓
Quarter ending March 2016	821	↓
Quarter ending June 2016	823	→
Quarter ending September 2016	807	↓
<b>Variance since September 2015</b>	<b>(4.8%)</b>	<b>↓</b>



### ACTIVITY

Cumulative percentage of contracted UDA delivered 2016 & 2017



Adjusted Scheduled Activity (UDA)

Month	2016	2017
April	30	67
May	153	221
June	298	332
July	457	451
August	635	630
September	771	634
October	914	
November	914	
December	1,207	
January	1,240	
February	1,445	
March	1,572	
April	1,688	
May	1,727	
June	1,726	

### QUALITY

	Quantity	Base Number	Contract	AT	Region	England
% of FP17s for the same patient ID Re-attending within 3 months - Children	6	213	2.8%	11.9%	11.8%	12.4%
% of FP17s for the same patient ID Re-attending within 3 months - Adults	22	329	6.7%	15.8%	16.6%	16.7%
% of FP17s for the same patient ID Re-attending between 3 & 9 months - Children	148	213	69.5%	57.1%	60.2%	57.4%
% of FP17s for the same patient ID Re-attending between 3 & 9 months - Adults	260	329	79.0%	48.6%	52.0%	50.5%
% of FP17s for Band 1 Urgent Courses	11	424	2.6%	9.6%	9.4%	9.1%
% of FP17s Relating to Free Repair or Replacements	0	424	0.0%	0.7%	0.7%	0.8%
% of FP17s Relating to Continuations	0	424	0.0%	0.9%	1.2%	1.3%
% of Patients satisfied with the dentistry they have received	0	0	N/A	93.3%	93.6%	93.2%
% of Patients satisfied with the time they had to wait for an appointment	0	0	N/A	89.2%	89.1%	89.0%

\* This is based on patients treated on this contract for their most recent course of treatment. Figures in italics indicate the base number of FP17s or Patient Questionnaire responses are less than 100. N/A is shown where the base number of responses is less than 10 during the period. % is calculated as Quantity/Base number\*100

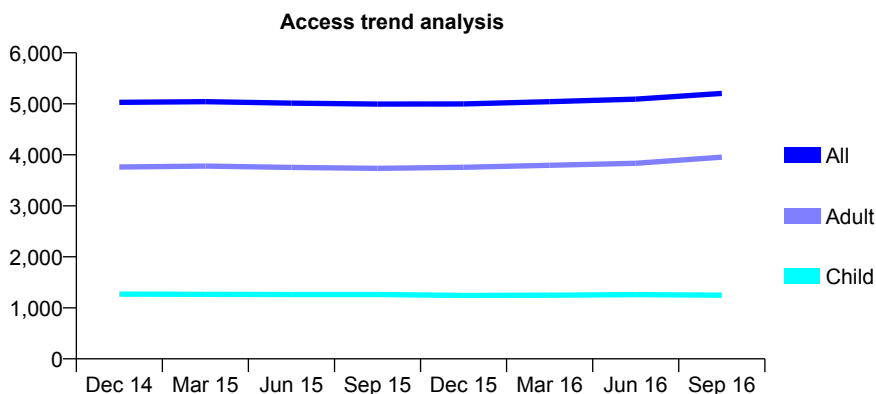
## Q69 - Vital Signs At a Glance Contract Report for 335304/0001 - September 2016

Name or company name	MR LR POWELL
Contract type name	GDS Contract
Purpose of contract	General
Contract start date	01/04/2006
Contract end date	

16/17 Contracted general activity (UDA)	17,123
Carry forward general activity (UDA)	448
16/17 Contracted orthodontic activity (UOA)	0
Carry forward orthodontic activity (UOA)	0
Baseline contract value	£391,044.74

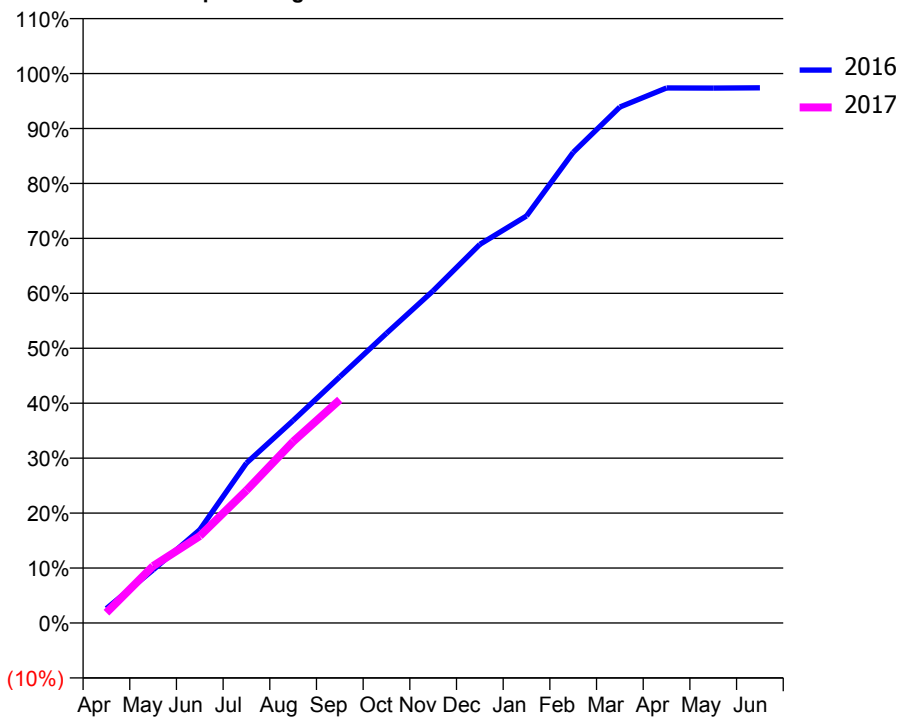
### ACCESS\*

Patients seen in 24 months	Total	Change since previous quarter
Quarter ending September 2015	4,995	
Quarter ending December 2015	4,997	→
Quarter ending March 2016	5,043	→
Quarter ending June 2016	5,092	→
Quarter ending September 2016	5,204	↑
<b>Variance since September 2015</b>	<b>4.2%</b>	<b>↑</b>



### ACTIVITY

Cumulative percentage of contracted UDA delivered 2016 & 2017



Month	Adjusted Scheduled Activity (UDA)	
	2016	2017
April	452	322
May	1,656	1,778
June	2,907	2,710
July	4,984	4,131
August	6,308	5,655
September	7,675	6,960
October	9,027	
November	10,353	
December	11,797	
January	12,683	
February	14,665	
March	16,080	
April	16,671	
May	16,670	
June	16,676	

### QUALITY

	Quantity	Base Number	Contract	AT	Region	England
% of FP17s for the same patient ID Re-attending within 3 months - Children	130	1,142	11.4%	11.9%	11.8%	12.4%
% of FP17s for the same patient ID Re-attending within 3 months - Adults	571	3,355	17.0%	15.8%	16.6%	16.7%
% of FP17s for the same patient ID Re-attending between 3 & 9 months - Children	721	1,142	63.1%	57.1%	60.2%	57.4%
% of FP17s for the same patient ID Re-attending between 3 & 9 months - Adults	1,926	3,355	57.4%	48.6%	52.0%	50.5%
% of FP17s for Band 1 Urgent Courses	418	4,174	10.0%	9.6%	9.4%	9.1%
% of FP17s Relating to Free Repair or Replacements	58	4,174	1.4%	0.7%	0.7%	0.8%
% of FP17s Relating to Continuations	30	4,174	0.7%	0.9%	1.2%	1.3%
% of Patients satisfied with the dentistry they have received	11	14	78.6%	93.3%	93.6%	93.2%
% of Patients satisfied with the time they had to wait for an appointment	12	14	85.7%	89.2%	89.1%	89.0%

\* This is based on patients treated on this contract for their most recent course of treatment. Figures in italics indicate the base number of FP17s or Patient Questionnaire responses are less than 100. N/A is shown where the base number of responses is less than 10 during the period. % is calculated as Quantity/Base number\*100

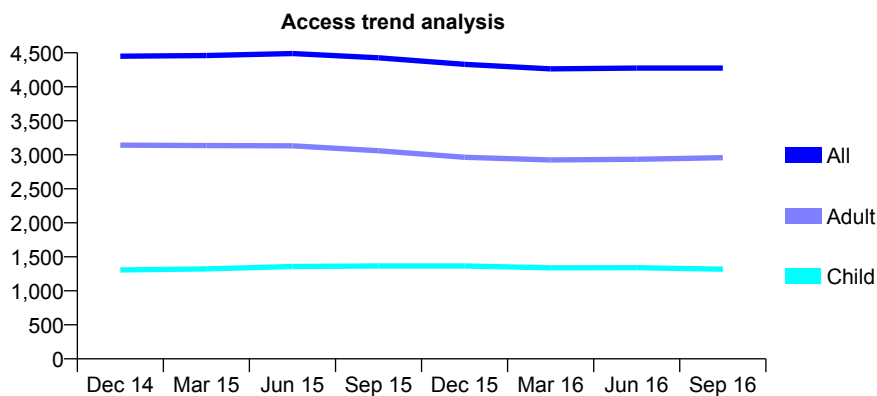
## Q69 - Vital Signs At a Glance Contract Report for 336785/0001 - September 2016

Name or company name	MRS KS RADIA
Contract type name	GDS Contract
Purpose of contract	General
Contract start date	01/04/2006
Contract end date	

16/17 Contracted general activity (UDA)	8,951
Carry forward general activity (UDA)	0
16/17 Contracted orthodontic activity (UOA)	0
Carry forward orthodontic activity (UOA)	0
Baseline contract value	£287,992.59

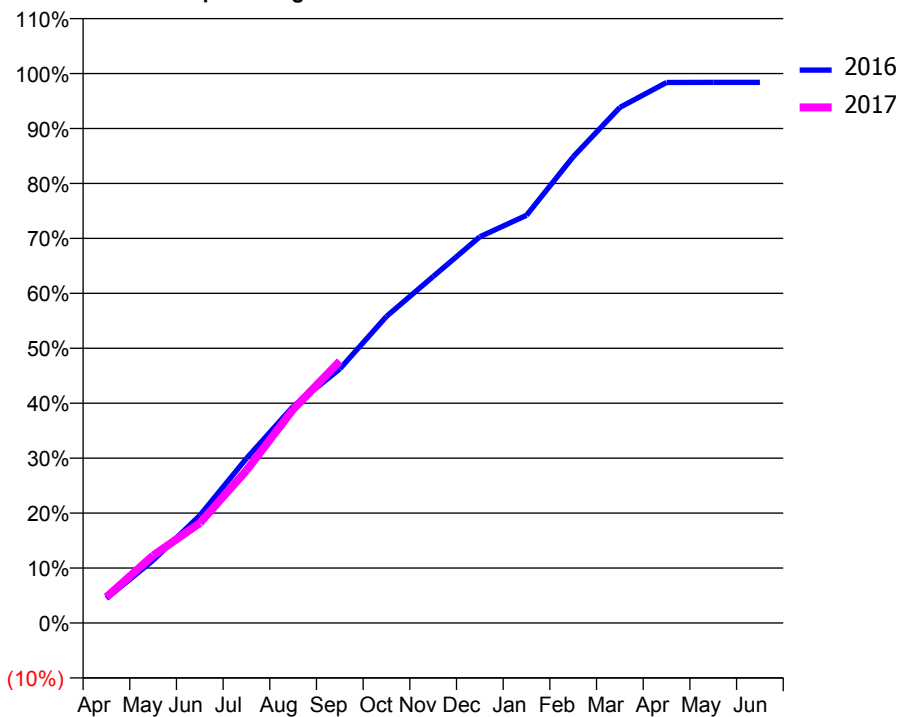
### ACCESS\*

Patients seen in 24 months	Total	Change since previous quarter
Quarter ending September 2015	4,426	
Quarter ending December 2015	4,330	↓
Quarter ending March 2016	4,263	↓
Quarter ending June 2016	4,276	→
Quarter ending September 2016	4,275	→
<b>Variance since September 2015</b>	<b>(3.4%)</b>	<b>↓</b>



### ACTIVITY

Cumulative percentage of contracted UDA delivered 2016 & 2017



Month	Adjusted Scheduled Activity (UDA)	
	2016	2017
April	411	423
May	1,046	1,101
June	1,794	1,628
July	2,744	2,486
August	3,612	3,480
September	4,236	4,266
October	5,113	
November	5,776	
December	6,439	
January	6,797	
February	7,774	
March	8,595	
April	9,012	
May	9,014	
June	9,014	

### QUALITY

	Quantity	Base Number	Contract	AT	Region	England
% of FP17s for the same patient ID Re-attending within 3 months - Children	53	1,084	4.9%	11.9%	11.8%	12.4%
% of FP17s for the same patient ID Re-attending within 3 months - Adults	249	1,938	12.8%	15.8%	16.6%	16.7%
% of FP17s for the same patient ID Re-attending between 3 & 9 months - Children	735	1,084	67.8%	57.1%	60.2%	57.4%
% of FP17s for the same patient ID Re-attending between 3 & 9 months - Adults	720	1,938	37.2%	48.6%	52.0%	50.5%
% of FP17s for Band 1 Urgent Courses	203	2,343	8.7%	9.6%	9.4%	9.1%
% of FP17s Relating to Free Repair or Replacements	4	2,343	0.2%	0.7%	0.7%	0.8%
% of FP17s Relating to Continuations	17	2,343	0.7%	0.9%	1.2%	1.3%
% of Patients satisfied with the dentistry they have received	11	11	100.0%	93.3%	93.6%	93.2%
% of Patients satisfied with the time they had to wait for an appointment	10	11	90.9%	89.2%	89.1%	89.0%

\* This is based on patients treated on this contract for their most recent course of treatment. Figures in italics indicate the base number of FP17s or Patient Questionnaire responses are less than 100. N/A is shown where the base number of responses is less than 10 during the period. % is calculated as Quantity/Base number\*100

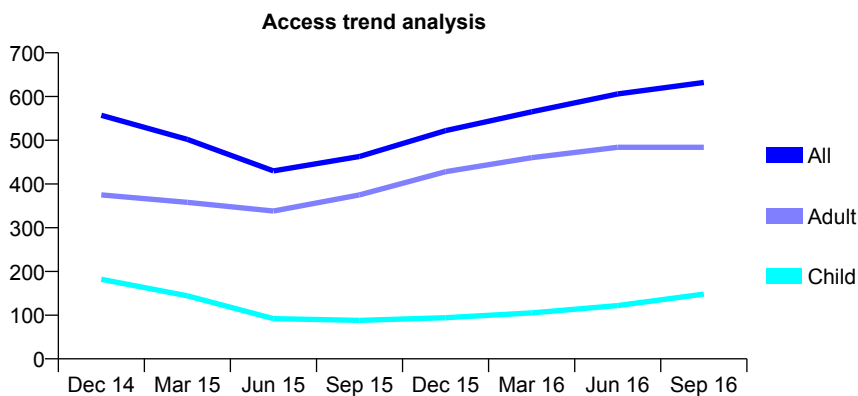
## Q69 - Vital Signs At a Glance Contract Report for 336785/0002 - September 2016

Name or company name	MRS KS RADIA
Contract type name	GDS Contract
Purpose of contract	General
Contract start date	01/04/2009
Contract end date	

16/17 Contracted general activity (UDA)	1,050
Carry forward general activity (UDA)	0
16/17 Contracted orthodontic activity (UOA)	0
Carry forward orthodontic activity (UOA)	0
Baseline contract value	£28,152.88

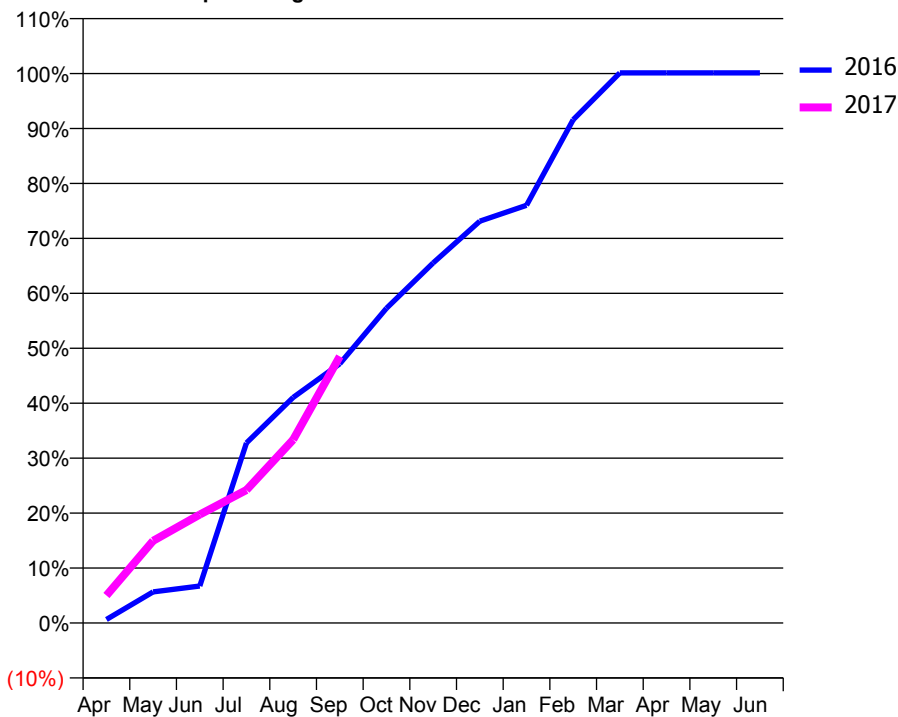
### ACCESS\*

Patients seen in 24 months	Total	Change since previous quarter
Quarter ending September 2015	463	
Quarter ending December 2015	522	↑
Quarter ending March 2016	565	↑
Quarter ending June 2016	606	↑
Quarter ending September 2016	632	↑
<b>Variance since September 2015</b>	<b>36.5%</b>	<b>↑</b>



### ACTIVITY

Cumulative percentage of contracted UDA delivered 2016 & 2017



Adjusted Scheduled Activity (UDA)

Month	2016	2017
April	7	53
May	61	157
June	72	207
July	352	254
August	441	350
September	507	510
October	616	
November	704	
December	786	
January	817	
February	985	
March	1,076	
April	1,076	
May	1,076	
June	1,076	

### QUALITY

	Quantity	Base Number	Contract	AT	Region	England
% of FP17s for the same patient ID Re-attending within 3 months - Children	0	130	0.0%	11.9%	11.8%	12.4%
% of FP17s for the same patient ID Re-attending within 3 months - Adults	3	306	1.0%	15.8%	16.6%	16.7%
% of FP17s for the same patient ID Re-attending between 3 & 9 months - Children	54	130	41.5%	57.1%	60.2%	57.4%
% of FP17s for the same patient ID Re-attending between 3 & 9 months - Adults	59	306	19.3%	48.6%	52.0%	50.5%
% of FP17s for Band 1 Urgent Courses	38	436	8.7%	9.6%	9.4%	9.1%
% of FP17s Relating to Free Repair or Replacements	1	436	0.2%	0.7%	0.7%	0.8%
% of FP17s Relating to Continuations	0	436	0.0%	0.9%	1.2%	1.3%
% of Patients satisfied with the dentistry they have received	1	1	N/A	93.3%	93.6%	93.2%
% of Patients satisfied with the time they had to wait for an appointment	1	1	N/A	89.2%	89.1%	89.0%

\* This is based on patients treated on this contract for their most recent course of treatment. Figures in italics indicate the base number of FP17s or Patient Questionnaire responses are less than 100. N/A is shown where the base number of responses is less than 10 during the period. % is calculated as Quantity/Base number\*100

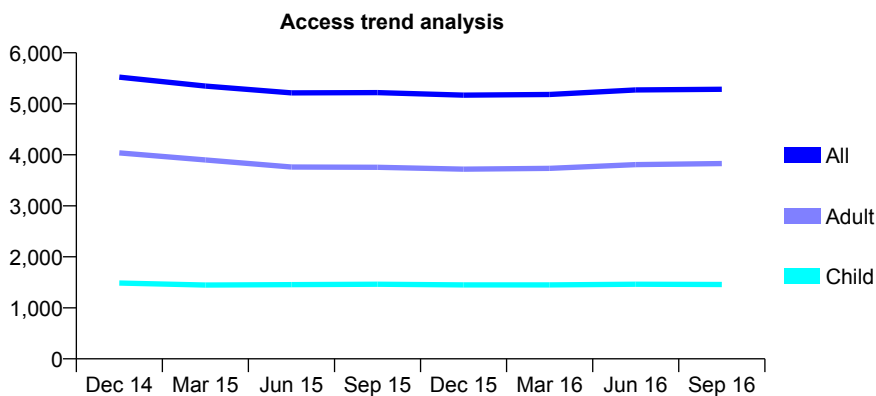
## Q69 - Vital Signs At a Glance Contract Report for 337765/0001 - September 2016

Name or company name	MR SI YOUNG
Contract type name	GDS Contract
Purpose of contract	General
Contract start date	01/04/2006
Contract end date	

16/17 Contracted general activity (UDA)	15,338
Carry forward general activity (UDA)	0
16/17 Contracted orthodontic activity (UOA)	0
Carry forward orthodontic activity (UOA)	0
Baseline contract value	£391,112.06

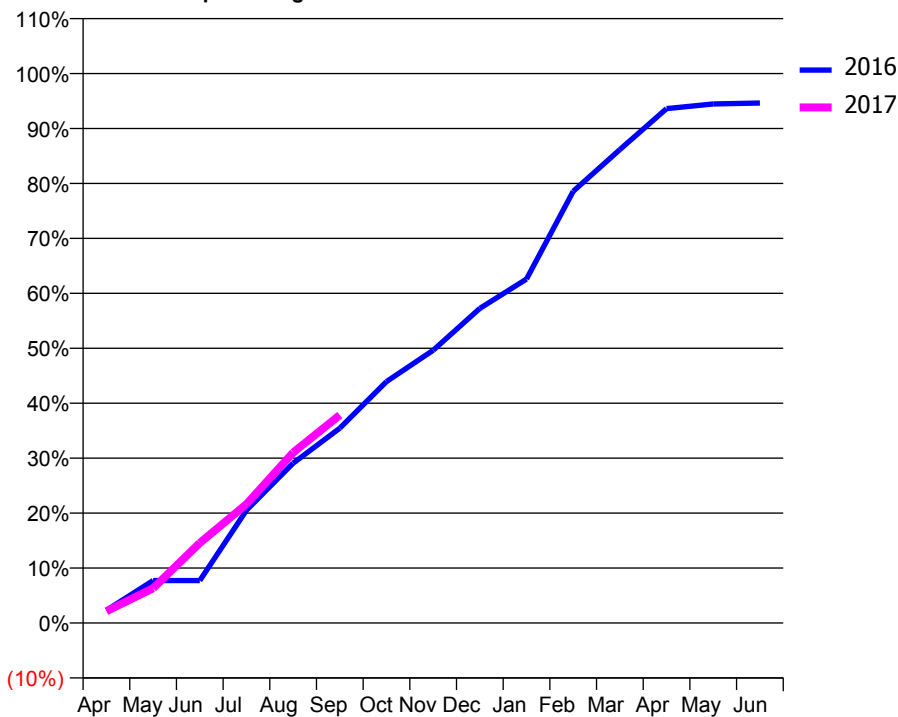
### ACCESS\*

Patients seen in 24 months	Total	Change since previous quarter
Quarter ending September 2015	5,220	
Quarter ending December 2015	5,170	→
Quarter ending March 2016	5,184	→
Quarter ending June 2016	5,273	→
Quarter ending September 2016	5,285	→
<b>Variance since September 2015</b>	<b>1.2%</b>	<b>→</b>



### ACTIVITY

Cumulative percentage of contracted UDA delivered 2016 & 2017



Month	Adjusted Scheduled Activity (UDA)	
	2016	2017
April	355	331
May	1,185	971
June	1,185	2,234
July	3,147	3,317
August	4,459	4,759
September	5,441	5,803
October	6,739	
November	7,613	
December	8,782	
January	9,603	
February	12,051	
March	13,217	
April	14,358	
May	14,487	
June	14,515	

### QUALITY

	Quantity	Base Number	Contract	AT	Region	England
% of FP17s for the same patient ID Re-attending within 3 months - Children	64	1,080	5.9%	11.9%	11.8%	12.4%
% of FP17s for the same patient ID Re-attending within 3 months - Adults	379	2,261	16.8%	15.8%	16.6%	16.7%
% of FP17s for the same patient ID Re-attending between 3 & 9 months - Children	729	1,080	67.5%	57.1%	60.2%	57.4%
% of FP17s for the same patient ID Re-attending between 3 & 9 months - Adults	650	2,261	28.7%	48.6%	52.0%	50.5%
% of FP17s for Band 1 Urgent Courses	446	2,906	15.3%	9.6%	9.4%	9.1%
% of FP17s Relating to Free Repair or Replacements	7	2,906	0.2%	0.7%	0.7%	0.8%
% of FP17s Relating to Continuations	4	2,906	0.1%	0.9%	1.2%	1.3%
% of Patients satisfied with the dentistry they have received	2	2	N/A	93.3%	93.6%	93.2%
% of Patients satisfied with the time they had to wait for an appointment	2	2	N/A	89.2%	89.1%	89.0%

\* This is based on patients treated on this contract for their most recent course of treatment. Figures in italics indicate the base number of FP17s or Patient Questionnaire responses are less than 100. N/A is shown where the base number of responses is less than 10 during the period. % is calculated as Quantity/Base number\*100

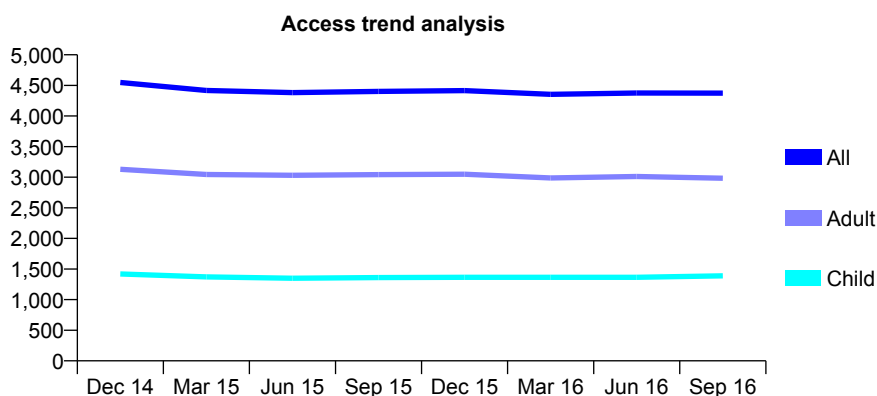
## Q69 - Vital Signs At a Glance Contract Report for 338761/0002 - September 2016

Name or company name	MR MS KHAN
Contract type name	GDS Contract
Purpose of contract	General
Contract start date	01/04/2006
Contract end date	

16/17 Contracted general activity (UDA)	11,111
Carry forward general activity (UDA)	-7
16/17 Contracted orthodontic activity (UOA)	0
Carry forward orthodontic activity (UOA)	0
Baseline contract value	£262,775.82

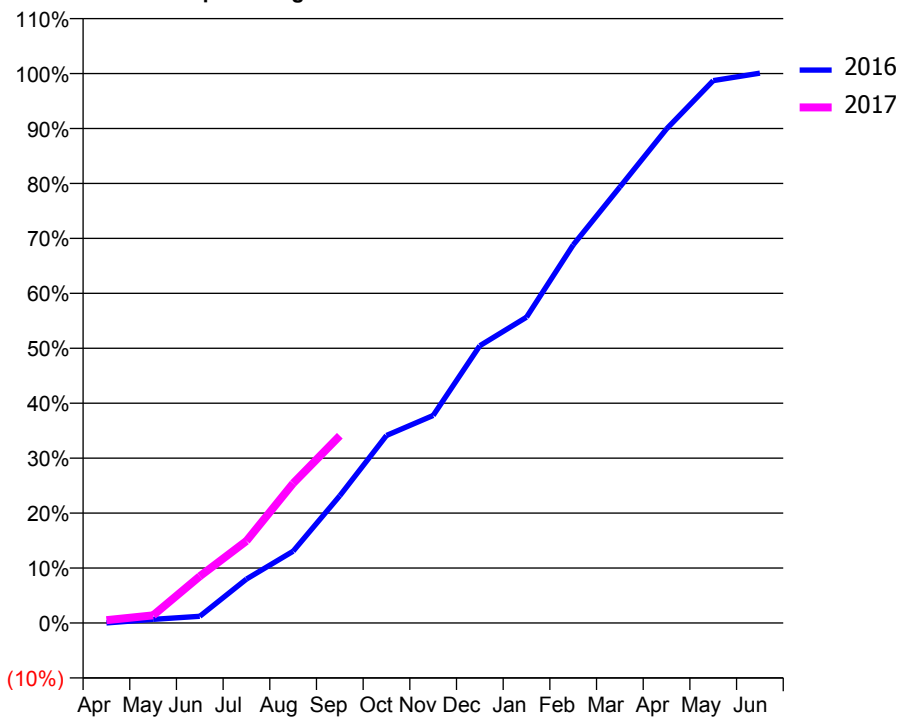
### ACCESS\*

Patients seen in 24 months	Total	Change since previous quarter
Quarter ending September 2015	4,402	
Quarter ending December 2015	4,414	→
Quarter ending March 2016	4,353	↓
Quarter ending June 2016	4,376	→
Quarter ending September 2016	4,373	→
<b>Variance since September 2015</b>	<b>(0.7%)</b>	<b>→</b>



### ACTIVITY

Cumulative percentage of contracted UDA delivered 2016 & 2017



Month	Adjusted Scheduled Activity (UDA)	
	2016	2017
April	0	58
May	74	154
June	136	946
July	890	1,660
August	1,452	2,823
September	2,573	3,787
October	3,792	
November	4,197	
December	5,607	
January	6,183	
February	7,644	
March	8,815	
April	9,991	
May	10,967	
June	11,119	

### QUALITY

	Quantity	Base Number	Contract	AT	Region	England
% of FP17s for the same patient ID Re-attending within 3 months - Children	82	1,103	7.4%	11.9%	11.8%	12.4%
% of FP17s for the same patient ID Re-attending within 3 months - Adults	262	2,179	12.0%	15.8%	16.6%	16.7%
% of FP17s for the same patient ID Re-attending between 3 & 9 months - Children	682	1,103	61.8%	57.1%	60.2%	57.4%
% of FP17s for the same patient ID Re-attending between 3 & 9 months - Adults	1,298	2,179	59.6%	48.6%	52.0%	50.5%
% of FP17s for Band 1 Urgent Courses	211	2,137	9.9%	9.6%	9.4%	9.1%
% of FP17s Relating to Free Repair or Replacements	5	2,137	0.2%	0.7%	0.7%	0.8%
% of FP17s Relating to Continuations	27	2,137	1.3%	0.9%	1.2%	1.3%
% of Patients satisfied with the dentistry they have received	6	7	N/A	93.3%	93.6%	93.2%
% of Patients satisfied with the time they had to wait for an appointment	6	7	N/A	89.2%	89.1%	89.0%

\* This is based on patients treated on this contract for their most recent course of treatment. Figures in italics indicate the base number of FP17s or Patient Questionnaire responses are less than 100. N/A is shown where the base number of responses is less than 10 during the period. % is calculated as Quantity/Base number\*100



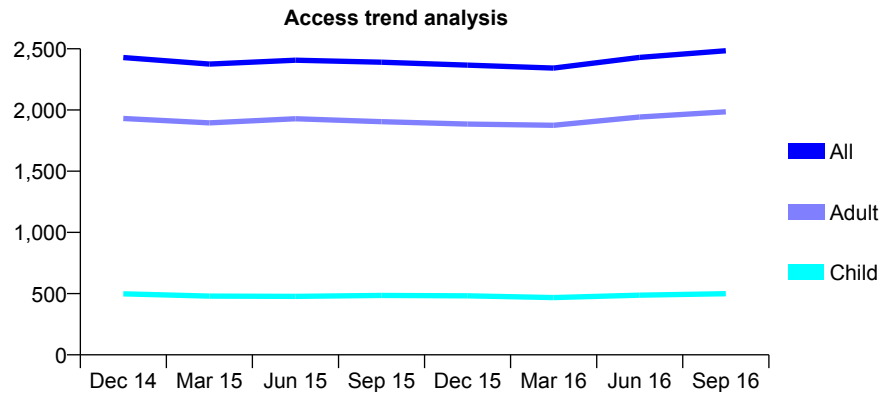
## Q69 - Vital Signs At a Glance Contract Report for 339946/0001 - September 2016

Name or company name	Mrs RK Kakad
Contract type name	GDS Contract
Purpose of contract	General
Contract start date	01/04/2006
Contract end date	

16/17 Contracted general activity (UDA)	12,655
Carry forward general activity (UDA)	0
16/17 Contracted orthodontic activity (UOA)	0
Carry forward orthodontic activity (UOA)	0
Baseline contract value	£272,017.37

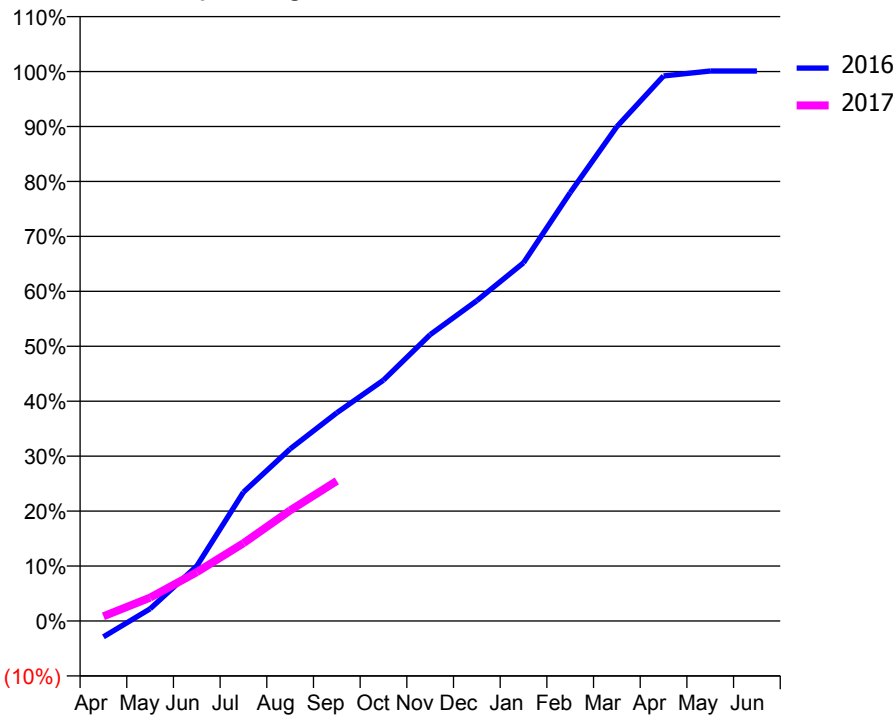
### ACCESS\*

Patients seen in 24 months	Total	Change since previous quarter
Quarter ending September 2015	2,390	
Quarter ending December 2015	2,367	→
Quarter ending March 2016	2,343	↓
Quarter ending June 2016	2,430	↑
Quarter ending September 2016	2,484	↑
<b>Variance since September 2015</b>	<b>3.9%</b>	<b>↑</b>



### ACTIVITY

Cumulative percentage of contracted UDA delivered 2016 & 2017



Month	Adjusted Scheduled Activity (UDA)	
	2016	2017
April	-186	109
May	141	538
June	640	1,124
July	1,500	1,793
August	2,003	2,547
September	2,423	3,225
October	2,804	
November	3,334	
December	3,729	
January	4,171	
February	4,987	
March	5,755	
April	6,346	
May	6,403	
June	6,403	

### QUALITY

	Quantity	Base Number	Contract	AT	Region	England
% of FP17s for the same patient ID Re-attending within 3 months - Children	18	338	5.3%	11.9%	11.8%	12.4%
% of FP17s for the same patient ID Re-attending within 3 months - Adults	139	1,253	11.1%	15.8%	16.6%	16.7%
% of FP17s for the same patient ID Re-attending between 3 & 9 months - Children	143	338	42.3%	57.1%	60.2%	57.4%
% of FP17s for the same patient ID Re-attending between 3 & 9 months - Adults	419	1,253	33.4%	48.6%	52.0%	50.5%
% of FP17s for Band 1 Urgent Courses	109	1,378	7.9%	9.6%	9.4%	9.1%
% of FP17s Relating to Free Repair or Replacements	0	1,378	0.0%	0.7%	0.7%	0.8%
% of FP17s Relating to Continuations	23	1,378	1.7%	0.9%	1.2%	1.3%
% of Patients satisfied with the dentistry they have received	4	4	N/A	93.3%	93.6%	93.2%
% of Patients satisfied with the time they had to wait for an appointment	3	4	N/A	89.2%	89.1%	89.0%

\* This is based on patients treated on this contract for their most recent course of treatment. Figures in italics indicate the base number of FP17s or Patient Questionnaire responses are less than 100. N/A is shown where the base number of responses is less than 10 during the period. % is calculated as Quantity/Base number\*100

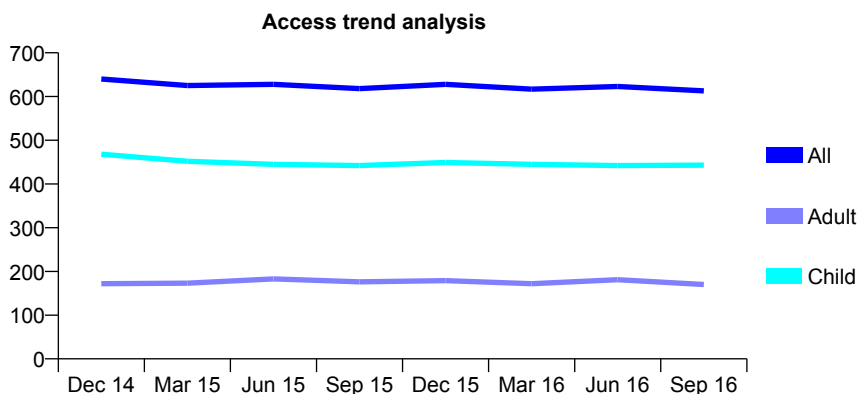
## Q69 - Vital Signs At a Glance Contract Report for 341495/0001 - September 2016

Name or company name	MISS M BAGHERZADEH-BUICKI
Contract type name	GDS Contract
Purpose of contract	General
Contract start date	01/04/2006
Contract end date	

16/17 Contracted general activity (UDA)	2,359
Carry forward general activity (UDA)	0
16/17 Contracted orthodontic activity (UOA)	0
Carry forward orthodontic activity (UOA)	0
Baseline contract value	£61,136.29

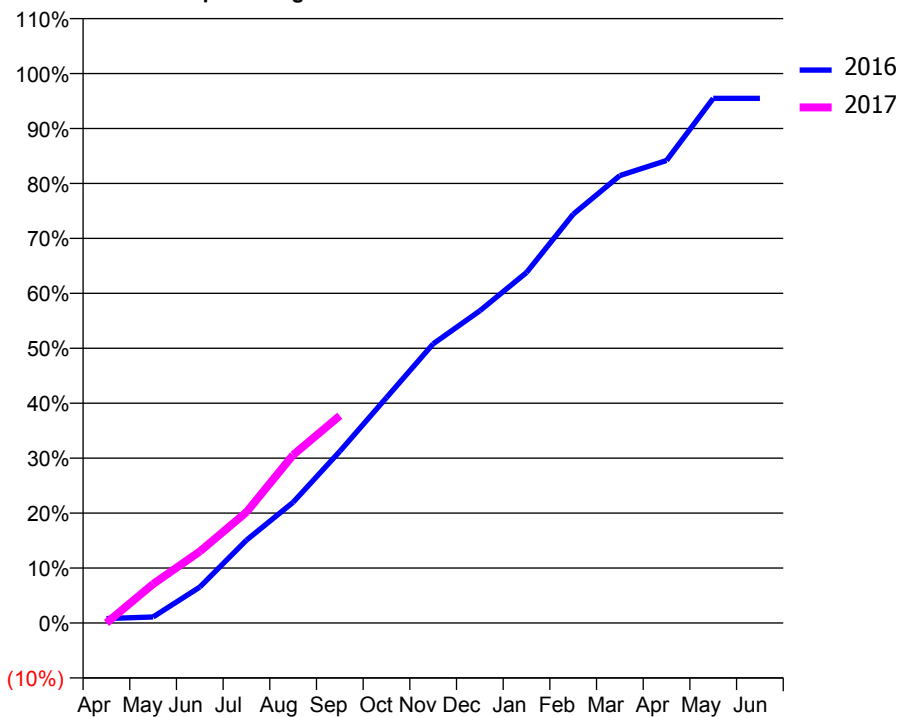
### ACCESS\*

Patients seen in 24 months	Total	Change since previous quarter
Quarter ending September 2015	618	
Quarter ending December 2015	628	→
Quarter ending March 2016	617	↓
Quarter ending June 2016	623	→
Quarter ending September 2016	613	↓
<b>Variance since September 2015</b>	<b>(0.8%)</b>	<b>→</b>



### ACTIVITY

Cumulative percentage of contracted UDA delivered 2016 & 2017



Month	Adjusted Scheduled Activity (UDA)	
	2016	2017
April	19	0
May	26	167
June	154	307
July	356	476
August	518	722
September	737	890
October	968	
November	1,198	
December	1,340	
January	1,505	
February	1,755	
March	1,921	
April	1,986	
May	2,253	
June	2,253	

### QUALITY

	Quantity	Base Number	Contract	AT	Region	England
% of FP17s for the same patient ID Re-attending within 3 months - Children	15	403	3.7%	11.9%	11.8%	12.4%
% of FP17s for the same patient ID Re-attending within 3 months - Adults	4	89	4.5%	15.8%	16.6%	16.7%
% of FP17s for the same patient ID Re-attending between 3 & 9 months - Children	321	403	79.7%	57.1%	60.2%	57.4%
% of FP17s for the same patient ID Re-attending between 3 & 9 months - Adults	56	89	62.9%	48.6%	52.0%	50.5%
% of FP17s for Band 1 Urgent Courses	10	366	2.7%	9.6%	9.4%	9.1%
% of FP17s Relating to Free Repair or Replacements	0	366	0.0%	0.7%	0.7%	0.8%
% of FP17s Relating to Continuations	0	366	0.0%	0.9%	1.2%	1.3%
% of Patients satisfied with the dentistry they have received	0	0	N/A	93.3%	93.6%	93.2%
% of Patients satisfied with the time they had to wait for an appointment	0	0	N/A	89.2%	89.1%	89.0%

\* This is based on patients treated on this contract for their most recent course of treatment. Figures in italics indicate the base number of FP17s or Patient Questionnaire responses are less than 100. N/A is shown where the base number of responses is less than 10 during the period. % is calculated as Quantity/Base number\*100

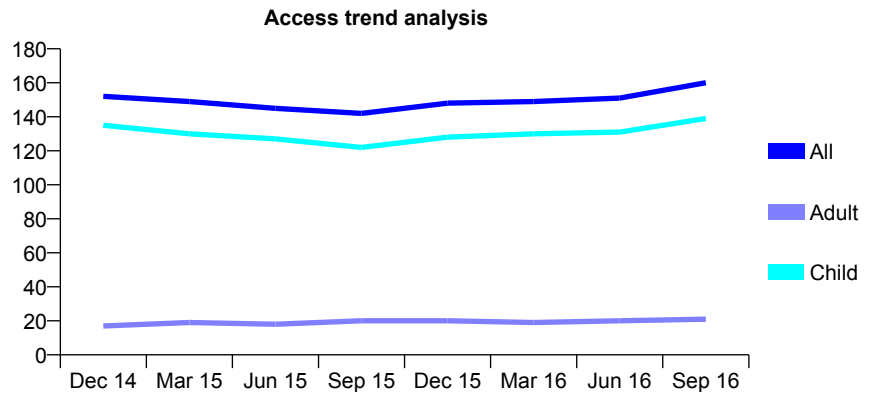
## Q69 - Vital Signs At a Glance Contract Report for 343099/0001 - September 2016

Name or company name	MRS E MUKSINOVIC
Contract type name	GDS Contract
Purpose of contract	General
Contract start date	01/04/2006
Contract end date	

16/17 Contracted general activity (UDA)	350
Carry forward general activity (UDA)	0
16/17 Contracted orthodontic activity (UOA)	0
Carry forward orthodontic activity (UOA)	0
Baseline contract value	£8,275.54

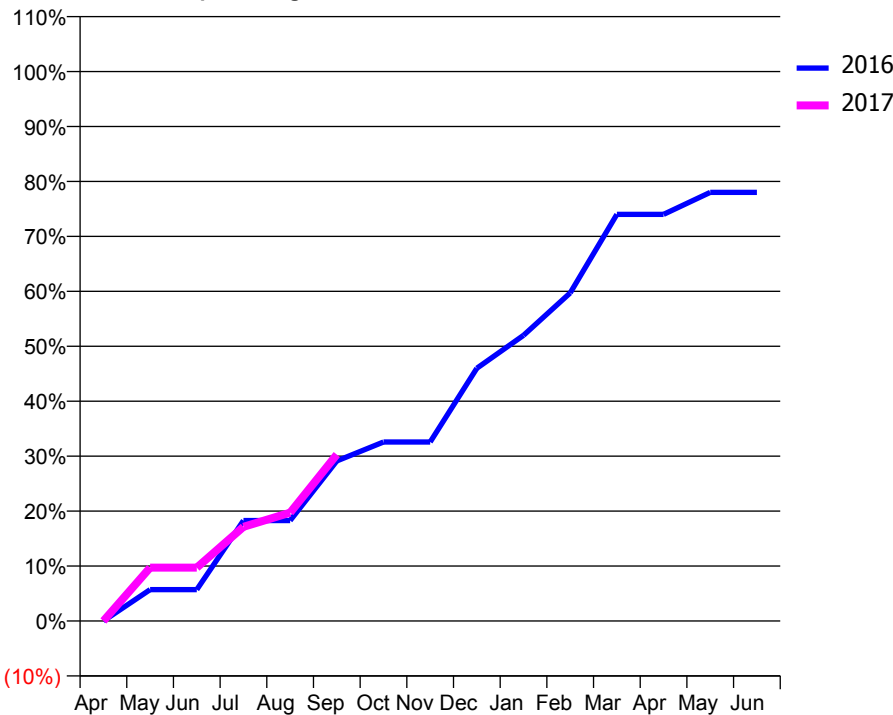
### ACCESS\*

Patients seen in 24 months	Total	Change since previous quarter
Quarter ending September 2015	142	
Quarter ending December 2015	148	↑
Quarter ending March 2016	149	→
Quarter ending June 2016	151	→
Quarter ending September 2016	160	↑
<b>Variance since September 2015</b>	<b>12.7%</b>	<b>↑</b>



### ACTIVITY

Cumulative percentage of contracted UDA delivered 2016 & 2017



Month	Adjusted Scheduled Activity (UDA)	
	2016	2017
April	0	0
May	20	34
June	20	34
July	64	60
August	64	69
September	102	106
October	114	
November	114	
December	161	
January	182	
February	209	
March	259	
April	259	
May	273	
June	273	

### QUALITY

	Quantity	Base Number	Contract	AT	Region	England
% of FP17s for the same patient ID Re-attending within 3 months - Children	7	95	7.4%	11.9%	11.8%	12.4%
% of FP17s for the same patient ID Re-attending within 3 months - Adults	0	2	0.0%	15.8%	16.6%	16.7%
% of FP17s for the same patient ID Re-attending between 3 & 9 months - Children	52	95	54.7%	57.1%	60.2%	57.4%
% of FP17s for the same patient ID Re-attending between 3 & 9 months - Adults	2	2	100.0%	48.6%	52.0%	50.5%
% of FP17s for Band 1 Urgent Courses	0	86	0.0%	9.6%	9.4%	9.1%
% of FP17s Relating to Free Repair or Replacements	0	86	0.0%	0.7%	0.7%	0.8%
% of FP17s Relating to Continuations	0	86	0.0%	0.9%	1.2%	1.3%
% of Patients satisfied with the dentistry they have received	0	0	N/A	93.3%	93.6%	93.2%
% of Patients satisfied with the time they had to wait for an appointment	0	0	N/A	89.2%	89.1%	89.0%

\* This is based on patients treated on this contract for their most recent course of treatment. Figures in italics indicate the base number of FP17s or Patient Questionnaire responses are less than 100. N/A is shown where the base number of responses is less than 10 during the period. % is calculated as Quantity/Base number\*100

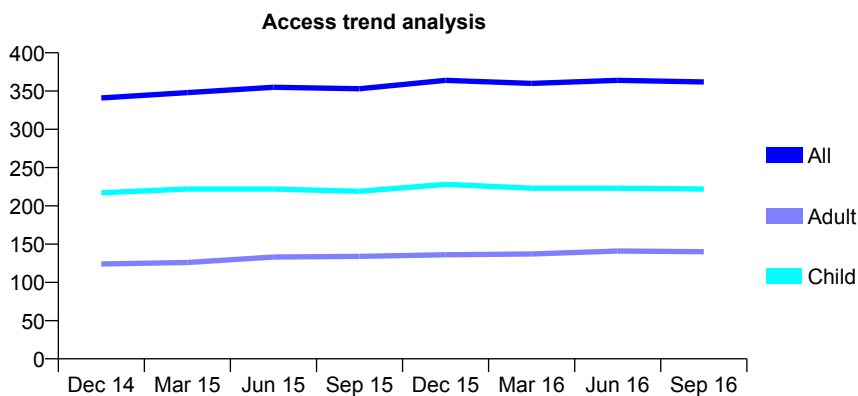
## Q69 - Vital Signs At a Glance Contract Report for 344192/0001 - September 2016

Name or company name	MR KV KARLEKAR
Contract type name	GDS Contract
Purpose of contract	General
Contract start date	01/09/2013
Contract end date	

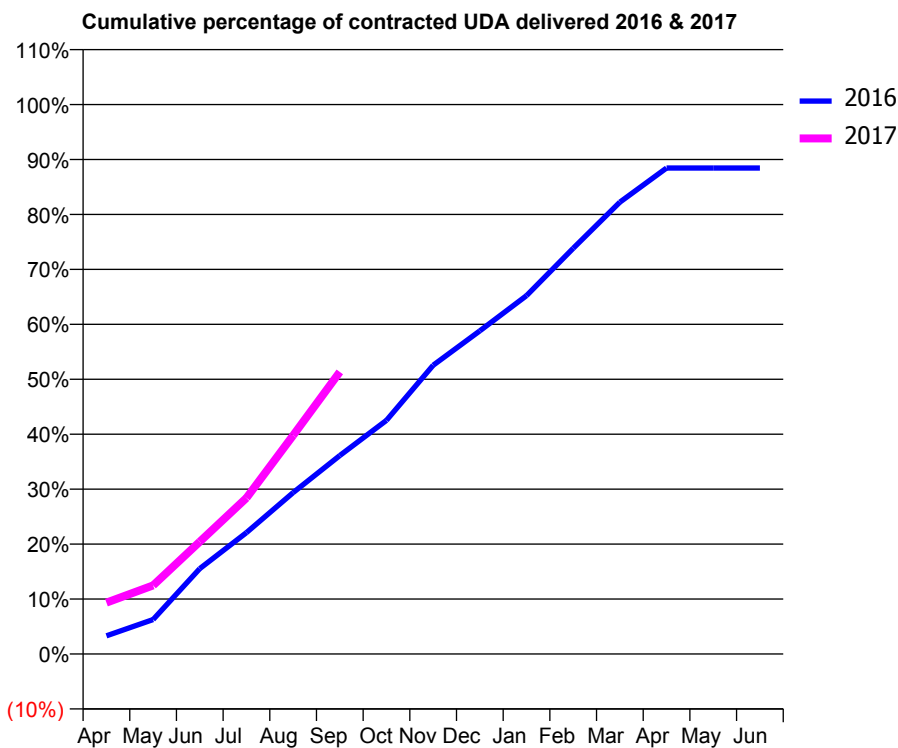
16/17 Contracted general activity (UDA)	1,160
Carry forward general activity (UDA)	0
16/17 Contracted orthodontic activity (UOA)	0
Carry forward orthodontic activity (UOA)	0
Baseline contract value	£28,905.04

### ACCESS\*

Patients seen in 24 months	Total	Change since previous quarter
Quarter ending September 2015	353	
Quarter ending December 2015	364	↑
Quarter ending March 2016	360	↓
Quarter ending June 2016	364	→
Quarter ending September 2016	362	→
<b>Variance since September 2015</b>	<b>2.5%</b>	<b>↑</b>



### ACTIVITY



Month	Adjusted Scheduled Activity (UDA)	
	2016	2017
April	45	108
May	85	145
June	211	237
July	300	329
August	399	461
September	491	595
October	578	
November	715	
December	800	
January	887	
February	1,004	
March	1,118	
April	1,203	
May	1,203	
June	1,203	

### QUALITY

	Quantity	Base Number	Contract	AT	Region	England
% of FP17s for the same patient ID Re-attending within 3 months - Children	6	169	3.6%	11.9%	11.8%	12.4%
% of FP17s for the same patient ID Re-attending within 3 months - Adults	2	82	2.4%	15.8%	16.6%	16.7%
% of FP17s for the same patient ID Re-attending between 3 & 9 months - Children	100	169	59.2%	57.1%	60.2%	57.4%
% of FP17s for the same patient ID Re-attending between 3 & 9 months - Adults	48	82	58.5%	48.6%	52.0%	50.5%
% of FP17s for Band 1 Urgent Courses	7	217	3.2%	9.6%	9.4%	9.1%
% of FP17s Relating to Free Repair or Replacements	0	217	0.0%	0.7%	0.7%	0.8%
% of FP17s Relating to Continuations	2	217	0.9%	0.9%	1.2%	1.3%
% of Patients satisfied with the dentistry they have received	0	0	N/A	93.3%	93.6%	93.2%
% of Patients satisfied with the time they had to wait for an appointment	0	0	N/A	89.2%	89.1%	89.0%

\* This is based on patients treated on this contract for their most recent course of treatment. Figures in italics indicate the base number of FP17s or Patient Questionnaire responses are less than 100. N/A is shown where the base number of responses is less than 10 during the period. % is calculated as Quantity/Base number\*100

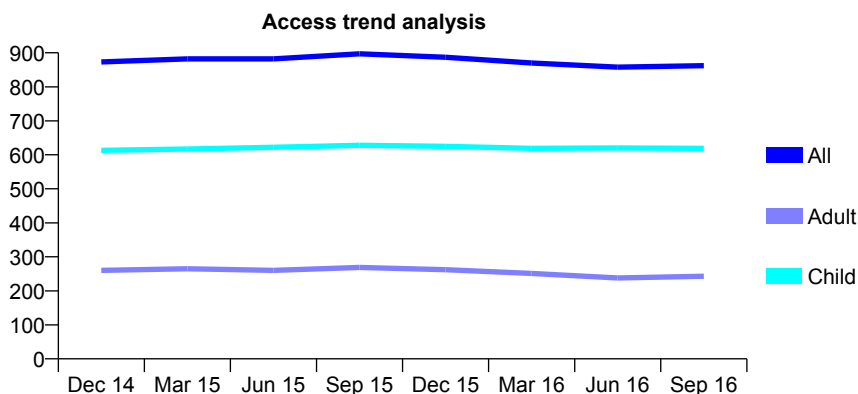
## Q69 - Vital Signs At a Glance Contract Report for 344311/0001 - September 2016

Name or company name	MR VG CHUGANI
Contract type name	GDS Contract
Purpose of contract	General
Contract start date	01/04/2006
Contract end date	

16/17 Contracted general activity (UDA)	1,570
Carry forward general activity (UDA)	0
16/17 Contracted orthodontic activity (UOA)	0
Carry forward orthodontic activity (UOA)	0
Baseline contract value	£37,113.91

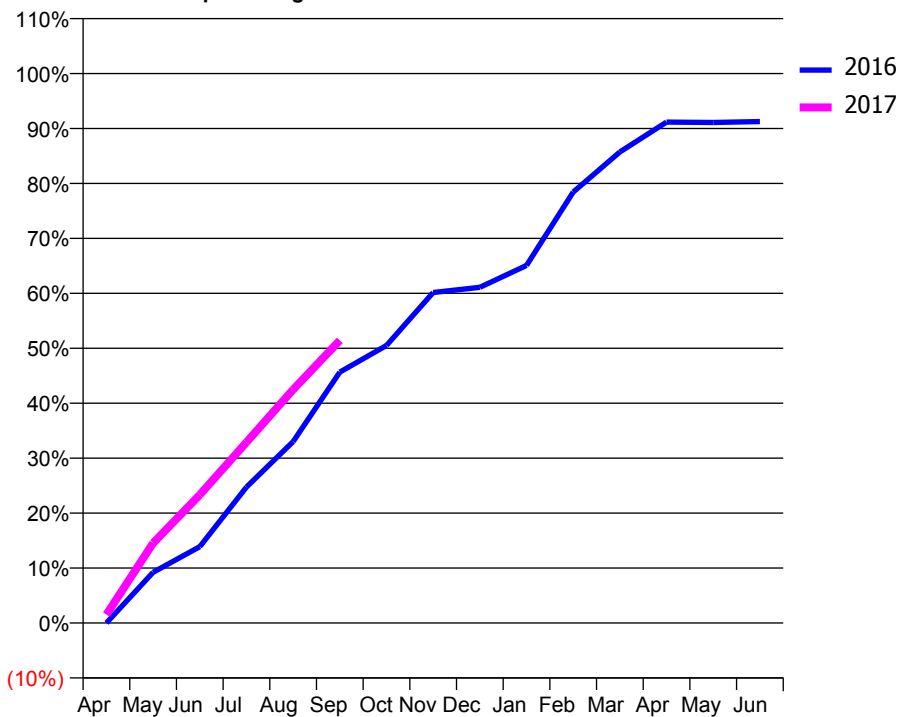
### ACCESS\*

Patients seen in 24 months	Total	Change since previous quarter
Quarter ending September 2015	897	
Quarter ending December 2015	887	↓
Quarter ending March 2016	870	↓
Quarter ending June 2016	858	↓
Quarter ending September 2016	862	→
<b>Variance since September 2015</b>	<b>(3.9%)</b>	<b>↓</b>



### ACTIVITY

Cumulative percentage of contracted UDA delivered 2016 & 2017



Month	Adjusted Scheduled Activity (UDA)	
	2016	2017
April	0	24
May	159	228
June	239	366
July	426	517
August	568	667
September	785	807
October	869	
November	1,034	
December	1,051	
January	1,119	
February	1,349	
March	1,475	
April	1,568	
May	1,567	
June	1,570	

### QUALITY

	Quantity	Base Number	Contract	AT	Region	England
% of FP17s for the same patient ID Re-attending within 3 months - Children	31	514	6.0%	11.9%	11.8%	12.4%
% of FP17s for the same patient ID Re-attending within 3 months - Adults	5	136	3.7%	15.8%	16.6%	16.7%
% of FP17s for the same patient ID Re-attending between 3 & 9 months - Children	296	514	57.6%	57.1%	60.2%	57.4%
% of FP17s for the same patient ID Re-attending between 3 & 9 months - Adults	64	136	47.1%	48.6%	52.0%	50.5%
% of FP17s for Band 1 Urgent Courses	7	567	1.2%	9.6%	9.4%	9.1%
% of FP17s Relating to Free Repair or Replacements	0	567	0.0%	0.7%	0.7%	0.8%
% of FP17s Relating to Continuations	0	567	0.0%	0.9%	1.2%	1.3%
% of Patients satisfied with the dentistry they have received	1	1	N/A	93.3%	93.6%	93.2%
% of Patients satisfied with the time they had to wait for an appointment	1	1	N/A	89.2%	89.1%	89.0%

\* This is based on patients treated on this contract for their most recent course of treatment. Figures in italics indicate the base number of FP17s or Patient Questionnaire responses are less than 100. N/A is shown where the base number of responses is less than 10 during the period. % is calculated as Quantity/Base number\*100

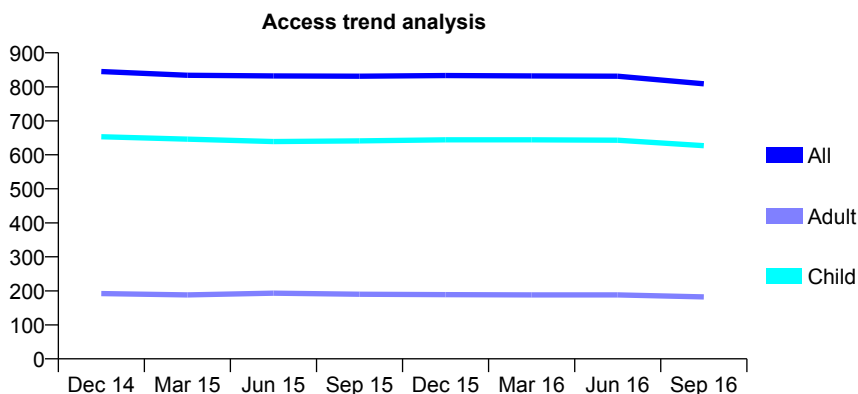
## Q69 - Vital Signs At a Glance Contract Report for 351458/0001 - September 2016

Name or company name	MR DP MCALEAVEY
Contract type name	GDS Contract
Purpose of contract	General
Contract start date	01/04/2006
Contract end date	

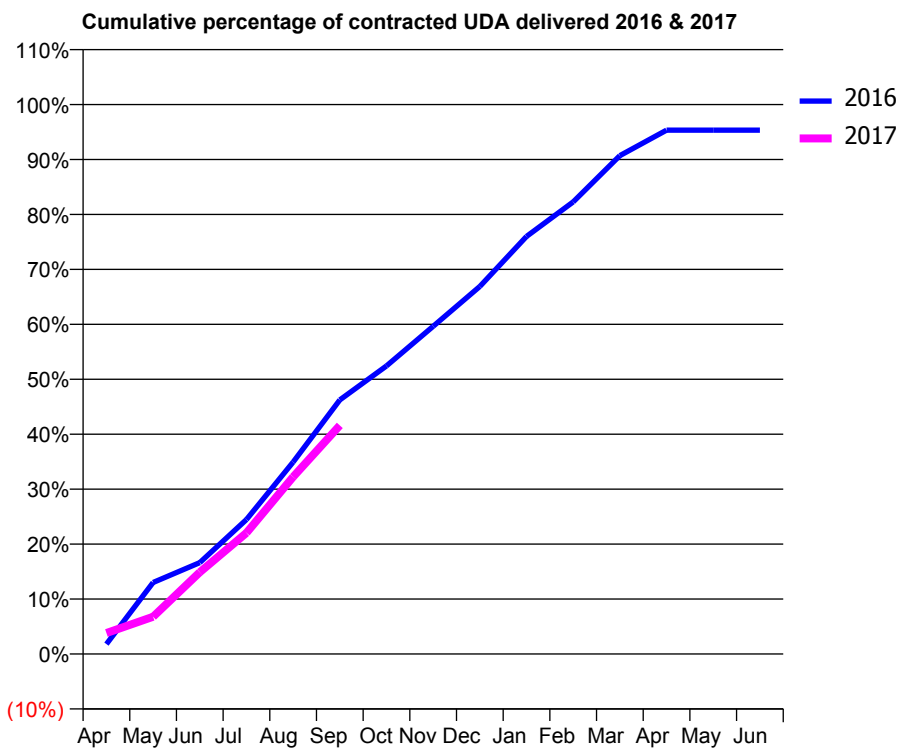
16/17 Contracted general activity (UDA)	1,443
Carry forward general activity (UDA)	0
16/17 Contracted orthodontic activity (UOA)	0
Carry forward orthodontic activity (UOA)	0
Baseline contract value	£34,018.30

### ACCESS\*

Patients seen in 24 months	Total	Change since previous quarter
Quarter ending September 2015	831	
Quarter ending December 2015	833	→
Quarter ending March 2016	832	→
Quarter ending June 2016	831	→
Quarter ending September 2016	809	↓
<b>Variance since September 2015</b>	<b>(2.6%)</b>	<b>↓</b>



### ACTIVITY



Month	Adjusted Scheduled Activity (UDA)	
	2016	2017
April	26	55
May	188	98
June	240	215
July	353	318
August	504	465
September	667	600
October	756	
November	860	
December	965	
January	1,096	
February	1,187	
March	1,309	
April	1,376	
May	1,376	
June	1,376	

### QUALITY

	Quantity	Base Number	Contract	AT	Region	England
% of FP17s for the same patient ID Re-attending within 3 months - Children	10	439	2.3%	11.9%	11.8%	12.4%
% of FP17s for the same patient ID Re-attending within 3 months - Adults	7	70	10.0%	15.8%	16.6%	16.7%
% of FP17s for the same patient ID Re-attending between 3 & 9 months - Children	239	439	54.4%	57.1%	60.2%	57.4%
% of FP17s for the same patient ID Re-attending between 3 & 9 months - Adults	26	70	37.1%	48.6%	52.0%	50.5%
% of FP17s for Band 1 Urgent Courses	1	453	0.2%	9.6%	9.4%	9.1%
% of FP17s Relating to Free Repair or Replacements	0	453	0.0%	0.7%	0.7%	0.8%
% of FP17s Relating to Continuations	6	453	1.3%	0.9%	1.2%	1.3%
% of Patients satisfied with the dentistry they have received	0	0	N/A	93.3%	93.6%	93.2%
% of Patients satisfied with the time they had to wait for an appointment	0	0	N/A	89.2%	89.1%	89.0%

\* This is based on patients treated on this contract for their most recent course of treatment. Figures in italics indicate the base number of FP17s or Patient Questionnaire responses are less than 100. N/A is shown where the base number of responses is less than 10 during the period. % is calculated as Quantity/Base number\*100

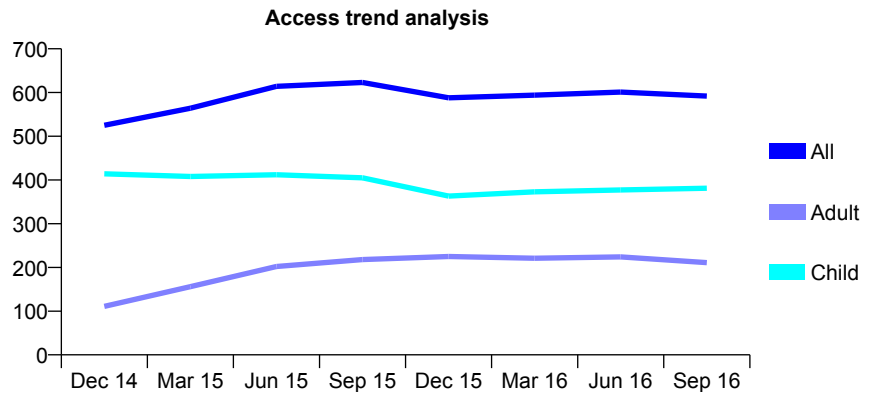
## Q69 - Vital Signs At a Glance Contract Report for 353434/0001 - September 2016

Name or company name	MR RS DHILLON
Contract type name	GDS Contract
Purpose of contract	General
Contract start date	01/04/2006
Contract end date	

16/17 Contracted general activity (UDA)	1,018
Carry forward general activity (UDA)	-16
16/17 Contracted orthodontic activity (UOA)	0
Carry forward orthodontic activity (UOA)	0
Baseline contract value	£27,217.26

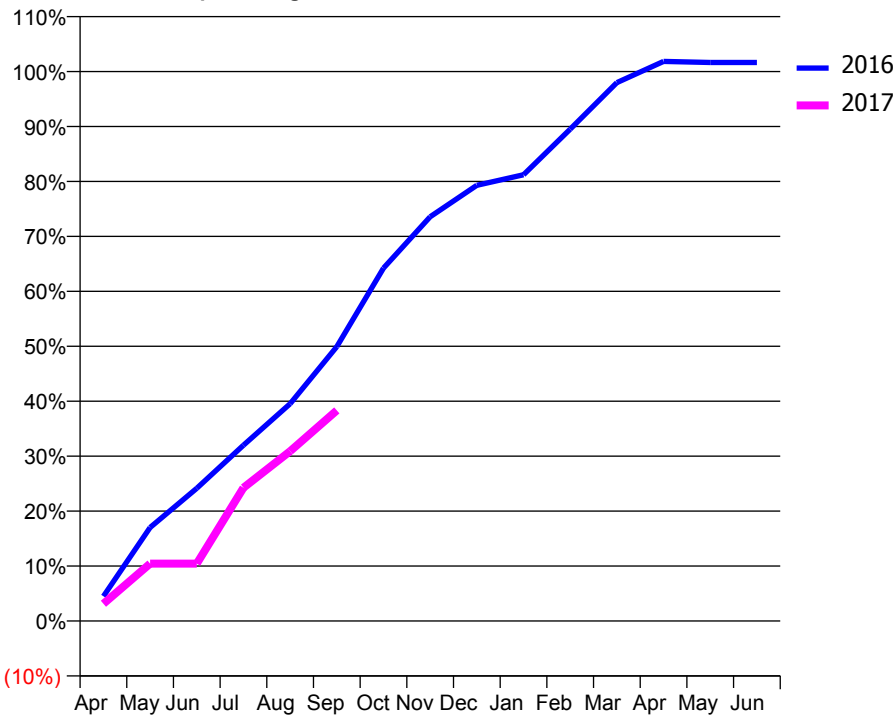
### ACCESS\*

Patients seen in 24 months	Total	Change since previous quarter
Quarter ending September 2015	623	
Quarter ending December 2015	588	↓
Quarter ending March 2016	594	→
Quarter ending June 2016	601	→
Quarter ending September 2016	592	↓
<b>Variance since September 2015</b>	<b>(5.0%)</b>	<b>↓</b>



### ACTIVITY

Cumulative percentage of contracted UDA delivered 2016 & 2017



Month	Adjusted Scheduled Activity (UDA)	
	2016	2017
April	46	32
May	173	106
June	246	106
July	326	247
August	403	315
September	508	390
October	654	
November	749	
December	807	
January	827	
February	911	
March	997	
April	1,037	
May	1,035	
June	1,035	

### QUALITY

	Quantity	Base Number	Contract	AT	Region	England
% of FP17s for the same patient ID Re-attending within 3 months - Children	11	256	4.3%	11.9%	11.8%	12.4%
% of FP17s for the same patient ID Re-attending within 3 months - Adults	4	68	5.9%	15.8%	16.6%	16.7%
% of FP17s for the same patient ID Re-attending between 3 & 9 months - Children	151	256	59.0%	57.1%	60.2%	57.4%
% of FP17s for the same patient ID Re-attending between 3 & 9 months - Adults	26	68	38.2%	48.6%	52.0%	50.5%
% of FP17s for Band 1 Urgent Courses	16	293	5.5%	9.6%	9.4%	9.1%
% of FP17s Relating to Free Repair or Replacements	2	293	0.7%	0.7%	0.7%	0.8%
% of FP17s Relating to Continuations	0	293	0.0%	0.9%	1.2%	1.3%
% of Patients satisfied with the dentistry they have received	1	1	N/A	93.3%	93.6%	93.2%
% of Patients satisfied with the time they had to wait for an appointment	1	1	N/A	89.2%	89.1%	89.0%

\* This is based on patients treated on this contract for their most recent course of treatment. Figures in italics indicate the base number of FP17s or Patient Questionnaire responses are less than 100. N/A is shown where the base number of responses is less than 10 during the period. % is calculated as Quantity/Base number\*100



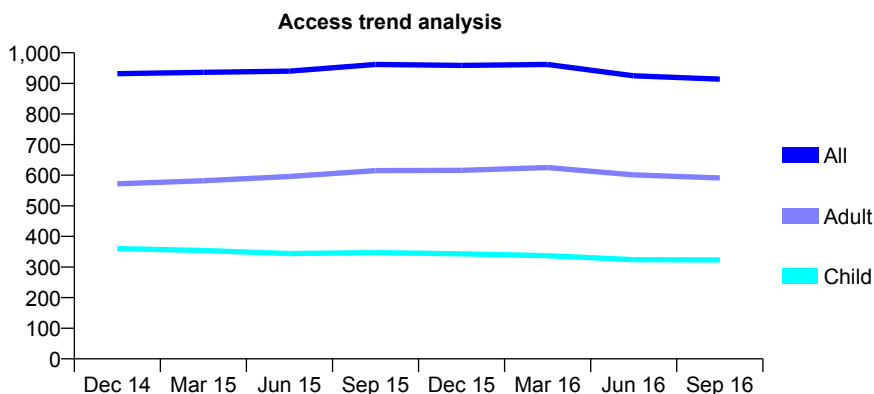
## Q69 - Vital Signs At a Glance Contract Report for 355763/0001 - September 2016

Name or company name	MR AJ DANDAPAT
Contract type name	GDS Contract
Purpose of contract	General
Contract start date	01/04/2006
Contract end date	

16/17 Contracted general activity (UDA)	3,556
Carry forward general activity (UDA)	-71
16/17 Contracted orthodontic activity (UOA)	0
Carry forward orthodontic activity (UOA)	0
Baseline contract value	£89,860.89

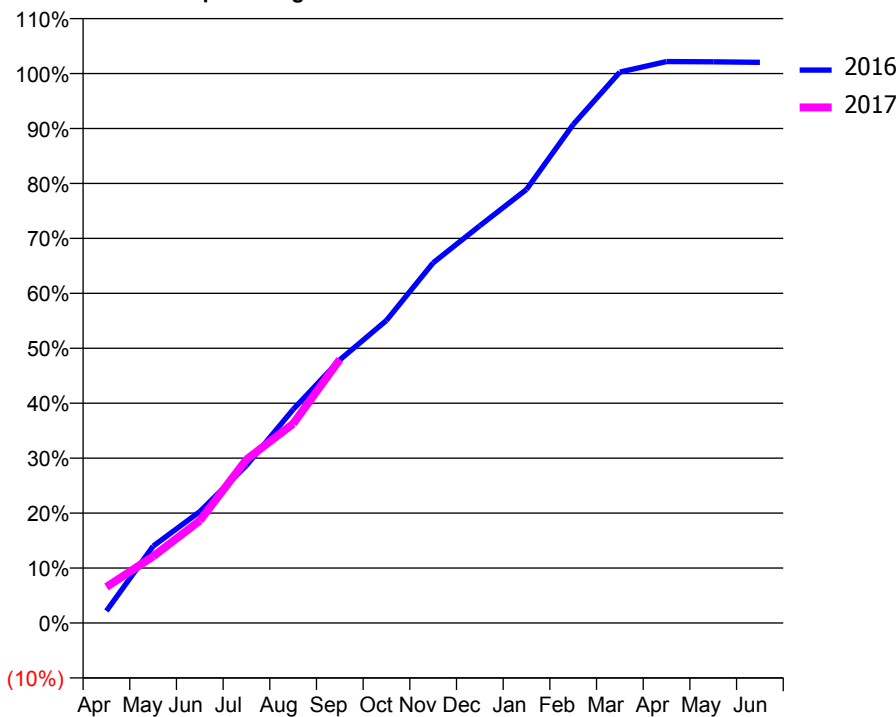
### ACCESS\*

Patients seen in 24 months	Total	Change since previous quarter
Quarter ending September 2015	962	
Quarter ending December 2015	959	→
Quarter ending March 2016	962	→
Quarter ending June 2016	925	↓
Quarter ending September 2016	914	↓
<b>Variance since September 2015</b>	<b>(5.0%)</b>	<b>↓</b>



### ACTIVITY

Cumulative percentage of contracted UDA delivered 2016 & 2017



Adjusted Scheduled Activity (UDA)

Month	2016	2017
April	78	234
May	497	431
June	721	662
July	1,020	1,058
August	1,382	1,290
September	1,703	1,705
October	1,959	
November	2,332	
December	2,571	
January	2,806	
February	3,226	
March	3,566	
April	3,634	
May	3,632	
June	3,628	

### QUALITY

	Quantity	Base Number	Contract	AT	Region	England
% of FP17s for the same patient ID Re-attending within 3 months - Children	52	351	14.8%	11.9%	11.8%	12.4%
% of FP17s for the same patient ID Re-attending within 3 months - Adults	50	410	12.2%	15.8%	16.6%	16.7%
% of FP17s for the same patient ID Re-attending between 3 & 9 months - Children	246	351	70.1%	57.1%	60.2%	57.4%
% of FP17s for the same patient ID Re-attending between 3 & 9 months - Adults	269	410	65.6%	48.6%	52.0%	50.5%
% of FP17s for Band 1 Urgent Courses	27	727	3.7%	9.6%	9.4%	9.1%
% of FP17s Relating to Free Repair or Replacements	13	727	1.8%	0.7%	0.7%	0.8%
% of FP17s Relating to Continuations	1	727	0.1%	0.9%	1.2%	1.3%
% of Patients satisfied with the dentistry they have received	2	2	N/A	93.3%	93.6%	93.2%
% of Patients satisfied with the time they had to wait for an appointment	2	2	N/A	89.2%	89.1%	89.0%

\* This is based on patients treated on this contract for their most recent course of treatment. Figures in italics indicate the base number of FP17s or Patient Questionnaire responses are less than 100. N/A is shown where the base number of responses is less than 10 during the period. % is calculated as Quantity/Base number\*100

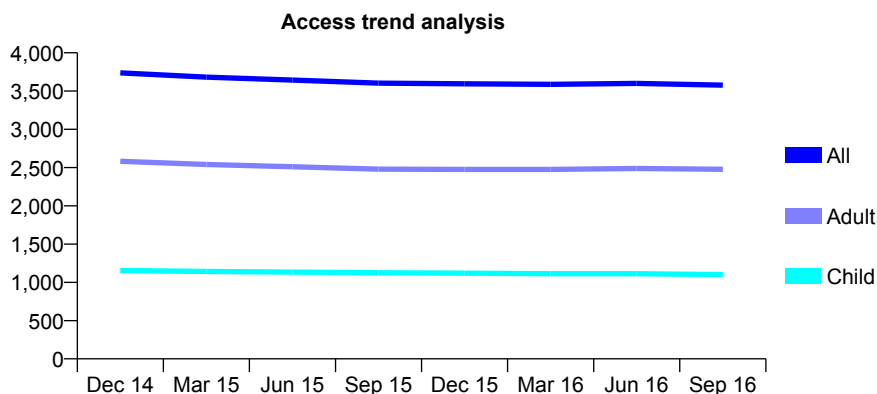
## Q69 - Vital Signs At a Glance Contract Report for 356581/0001 - September 2016

Name or company name	MR ZR ANWAR
Contract type name	GDS Contract
Purpose of contract	General
Contract start date	28/07/2012
Contract end date	

16/17 Contracted general activity (UDA)	9,276
Carry forward general activity (UDA)	334
16/17 Contracted orthodontic activity (UOA)	0
Carry forward orthodontic activity (UOA)	0
Baseline contract value	£216,401.44

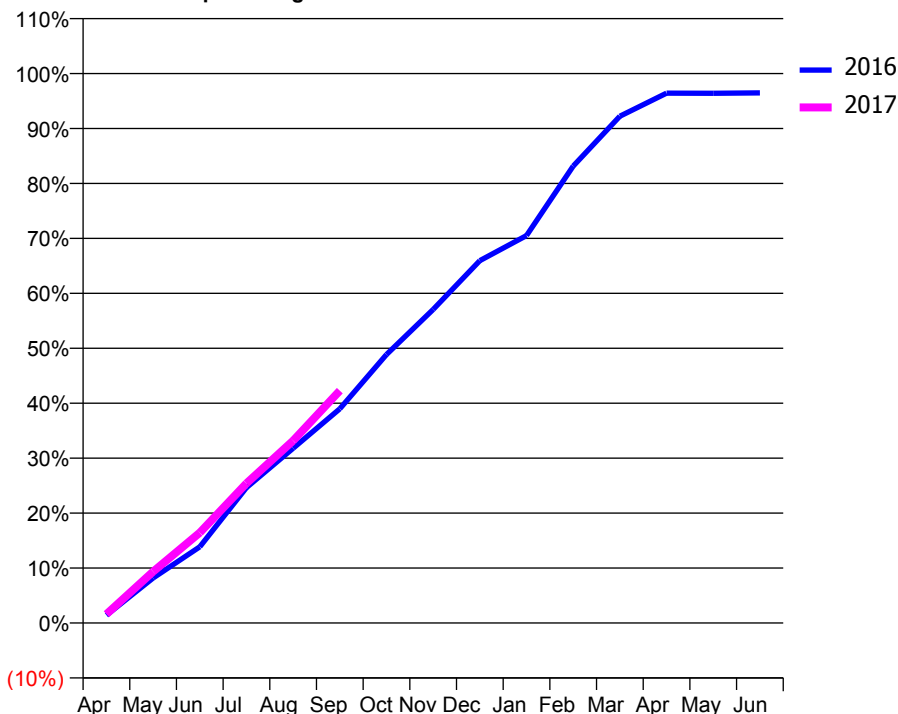
### ACCESS\*

Patients seen in 24 months	Total	Change since previous quarter
Quarter ending September 2015	3,604	
Quarter ending December 2015	3,594	→
Quarter ending March 2016	3,588	→
Quarter ending June 2016	3,600	→
Quarter ending September 2016	3,578	→
<b>Variance since September 2015</b>	<b>(0.7%)</b>	<b>→</b>



### ACTIVITY

Cumulative percentage of contracted UDA delivered 2016 & 2017



Adjusted Scheduled Activity (UDA)

Month	2016	2017
April	135	149
May	777	868
June	1,316	1,525
July	2,340	2,357
August	3,018	3,078
September	3,702	3,923
October	4,640	
November	5,418	
December	6,261	
January	6,695	
February	7,895	
March	8,756	
April	9,154	
May	9,152	
June	9,160	

### QUALITY

	Quantity	Base Number	Contract	AT	Region	England
% of FP17s for the same patient ID Re-attending within 3 months - Children	46	964	4.8%	11.9%	11.8%	12.4%
% of FP17s for the same patient ID Re-attending within 3 months - Adults	184	1,538	12.0%	15.8%	16.6%	16.7%
% of FP17s for the same patient ID Re-attending between 3 & 9 months - Children	689	964	71.5%	57.1%	60.2%	57.4%
% of FP17s for the same patient ID Re-attending between 3 & 9 months - Adults	586	1,538	38.1%	48.6%	52.0%	50.5%
% of FP17s for Band 1 Urgent Courses	159	2,283	7.0%	9.6%	9.4%	9.1%
% of FP17s Relating to Free Repair or Replacements	9	2,283	0.4%	0.7%	0.7%	0.8%
% of FP17s Relating to Continuations	8	2,283	0.4%	0.9%	1.2%	1.3%
% of Patients satisfied with the dentistry they have received	4	4	N/A	93.3%	93.6%	93.2%
% of Patients satisfied with the time they had to wait for an appointment	3	4	N/A	89.2%	89.1%	89.0%

\* This is based on patients treated on this contract for their most recent course of treatment. Figures in italics indicate the base number of FP17s or Patient Questionnaire responses are less than 100. N/A is shown where the base number of responses is less than 10 during the period. % is calculated as Quantity/Base number\*100

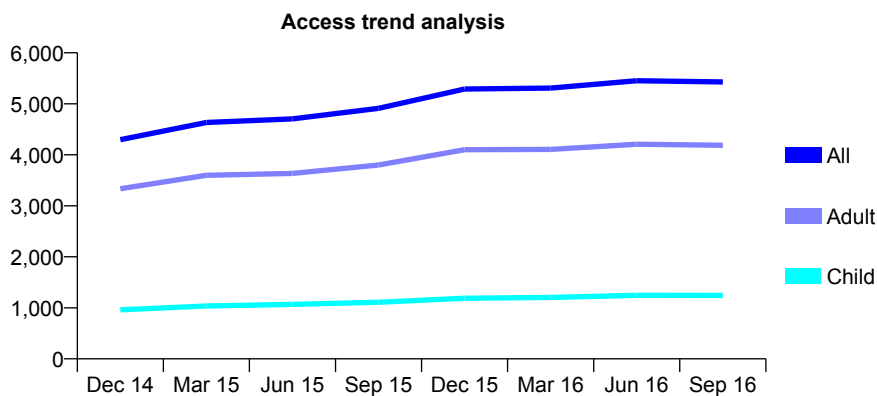
## Q69 - Vital Signs At a Glance Contract Report for 359270/0011 - September 2016

Name or company name	MR AF RAI
Contract type name	PDS Plus Contract
Purpose of contract	General
Contract start date	01/03/2013
Contract end date	28/02/2018

16/17 Contracted general activity (UDA)	15,000
Carry forward general activity (UDA)	0
16/17 Contracted orthodontic activity (UOA)	0
Carry forward orthodontic activity (UOA)	0
Baseline contract value	£187,875.17

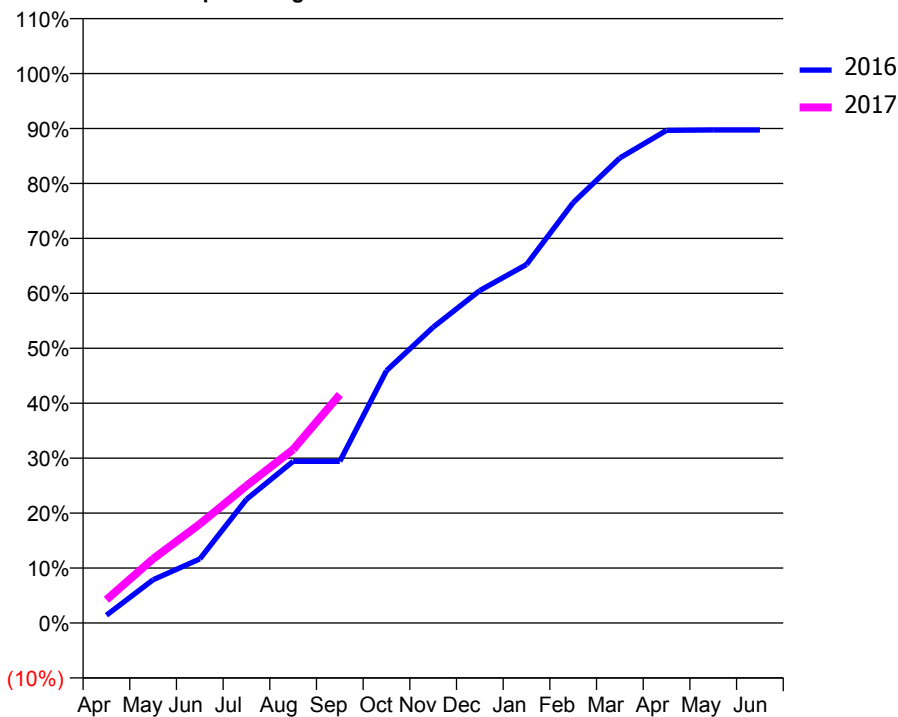
### ACCESS\*

Patients seen in 24 months	Total	Change since previous quarter
Quarter ending September 2015	4,910	
Quarter ending December 2015	5,289	↑
Quarter ending March 2016	5,309	→
Quarter ending June 2016	5,453	↑
Quarter ending September 2016	5,430	→
<b>Variance since September 2015</b>	<b>10.6%</b>	<b>↑</b>



### ACTIVITY

Cumulative percentage of contracted UDA delivered 2016 & 2017



Month	Adjusted Scheduled Activity (UDA)	
	2016	2017
April	212	636
May	1,181	1,754
June	1,749	2,701
July	3,377	3,749
August	4,415	4,738
September	4,415	6,237
October	6,889	
November	8,077	
December	9,078	
January	9,788	
February	11,474	
March	12,696	
April	13,448	
May	13,460	
June	13,460	

### QUALITY

	Quantity	Base Number	Contract	AT	Region	England
% of FP17s for the same patient ID Re-attending within 3 months - Children	63	846	7.4%	11.9%	11.8%	12.4%
% of FP17s for the same patient ID Re-attending within 3 months - Adults	450	2,652	17.0%	15.8%	16.6%	16.7%
% of FP17s for the same patient ID Re-attending between 3 & 9 months - Children	424	846	50.1%	57.1%	60.2%	57.4%
% of FP17s for the same patient ID Re-attending between 3 & 9 months - Adults	1,185	2,652	44.7%	48.6%	52.0%	50.5%
% of FP17s for Band 1 Urgent Courses	434	3,133	13.9%	9.6%	9.4%	9.1%
% of FP17s Relating to Free Repair or Replacements	16	3,133	0.5%	0.7%	0.7%	0.8%
% of FP17s Relating to Continuations	34	3,133	1.1%	0.9%	1.2%	1.3%
% of Patients satisfied with the dentistry they have received	11	13	84.6%	93.3%	93.6%	93.2%
% of Patients satisfied with the time they had to wait for an appointment	12	13	92.3%	89.2%	89.1%	89.0%

\* This is based on patients treated on this contract for their most recent course of treatment. Figures in italics indicate the base number of FP17s or Patient Questionnaire responses are less than 100. N/A is shown where the base number of responses is less than 10 during the period. % is calculated as Quantity/Base number\*100

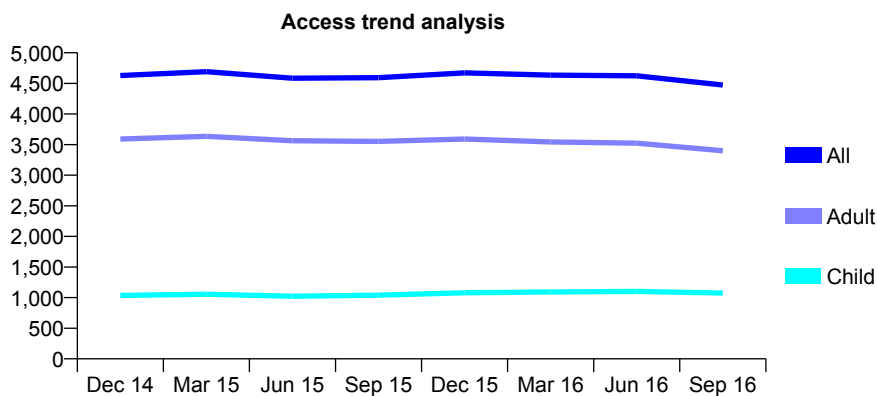
## Q69 - Vital Signs At a Glance Contract Report for 359270/0012 - September 2016

Name or company name	MR AF RAI
Contract type name	PDS Plus Contract
Purpose of contract	General
Contract start date	01/01/2011
Contract end date	31/12/2017

16/17 Contracted general activity (UDA)	12,351
Carry forward general activity (UDA)	0
16/17 Contracted orthodontic activity (UOA)	0
Carry forward orthodontic activity (UOA)	0
Baseline contract value	£192,663.77

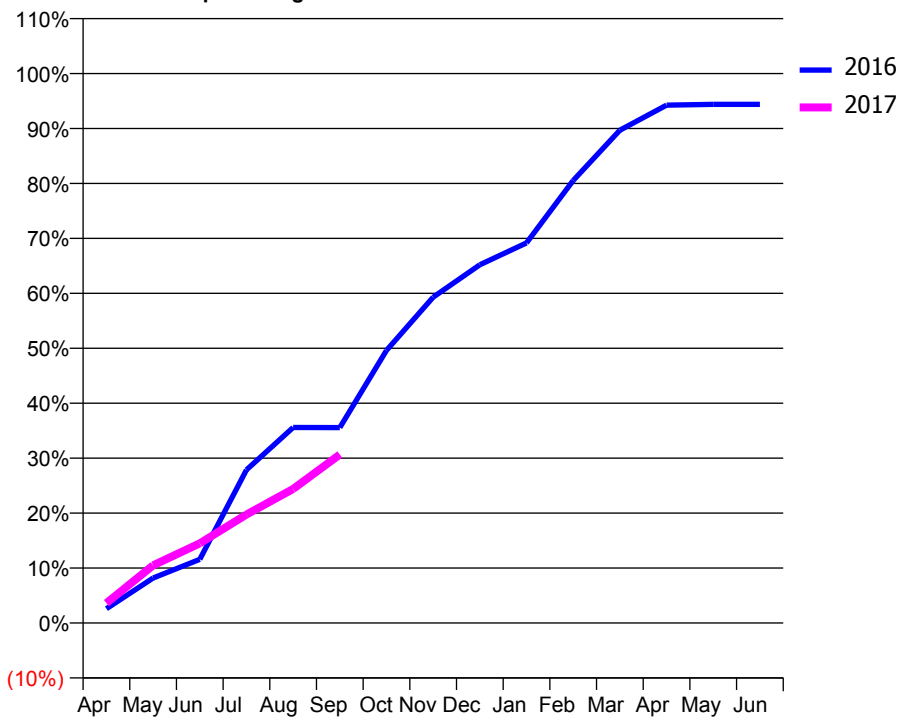
### ACCESS\*

Patients seen in 24 months	Total	Change since previous quarter
Quarter ending September 2015	4,593	
Quarter ending December 2015	4,672	→
Quarter ending March 2016	4,635	→
Quarter ending June 2016	4,625	→
Quarter ending September 2016	4,474	↓
<b>Variance since September 2015</b>	<b>(2.6%)</b>	<b>↓</b>



### ACTIVITY

**Cumulative percentage of contracted UDA delivered 2016 & 2017**



Month	Adjusted Scheduled Activity (UDA)	
	2016	2017
April	321	448
May	1,012	1,295
June	1,432	1,792
July	3,442	2,438
August	4,395	3,012
September	4,393	3,788
October	6,127	
November	7,324	
December	8,053	
January	8,545	
February	9,946	
March	11,077	
April	11,640	
May	11,657	
June	11,659	

### QUALITY

	Quantity	Base Number	Contract	AT	Region	England
% of FP17s for the same patient ID Re-attending within 3 months - Children	47	557	8.4%	11.9%	11.8%	12.4%
% of FP17s for the same patient ID Re-attending within 3 months - Adults	184	1,385	13.3%	15.8%	16.6%	16.7%
% of FP17s for the same patient ID Re-attending between 3 & 9 months - Children	256	557	46.0%	57.1%	60.2%	57.4%
% of FP17s for the same patient ID Re-attending between 3 & 9 months - Adults	460	1,385	33.2%	48.6%	52.0%	50.5%
% of FP17s for Band 1 Urgent Courses	248	1,699	14.6%	9.6%	9.4%	9.1%
% of FP17s Relating to Free Repair or Replacements	12	1,699	0.7%	0.7%	0.7%	0.8%
% of FP17s Relating to Continuations	19	1,699	1.1%	0.9%	1.2%	1.3%
% of Patients satisfied with the dentistry they have received	12	15	80.0%	93.3%	93.6%	93.2%
% of Patients satisfied with the time they had to wait for an appointment	14	15	93.3%	89.2%	89.1%	89.0%

\* This is based on patients treated on this contract for their most recent course of treatment. Figures in italics indicate the base number of FP17s or Patient Questionnaire responses are less than 100. N/A is shown where the base number of responses is less than 10 during the period. % is calculated as Quantity/Base number\*100

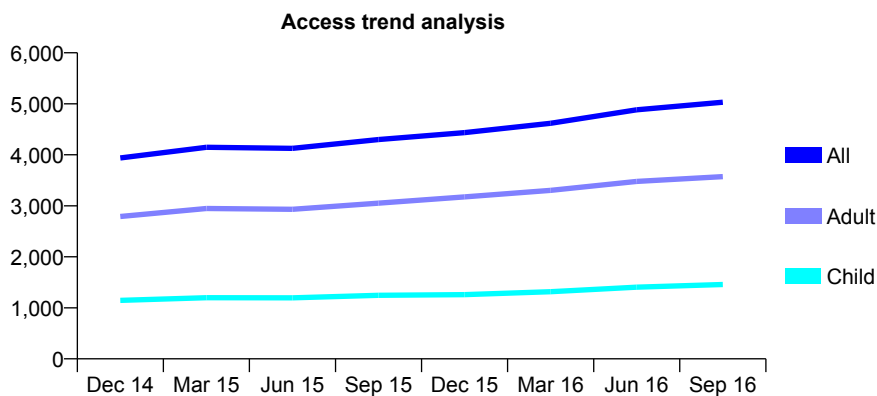
## Q69 - Vital Signs At a Glance Contract Report for 359270/0017 - September 2016

Name or company name	MR AF RAI
Contract type name	PDS Plus Contract
Purpose of contract	General
Contract start date	19/09/2011
Contract end date	18/09/2018

16/17 Contracted general activity (UDA)	13,000
Carry forward general activity (UDA)	0
16/17 Contracted orthodontic activity (UOA)	0
Carry forward orthodontic activity (UOA)	0
Baseline contract value	£214,803.71

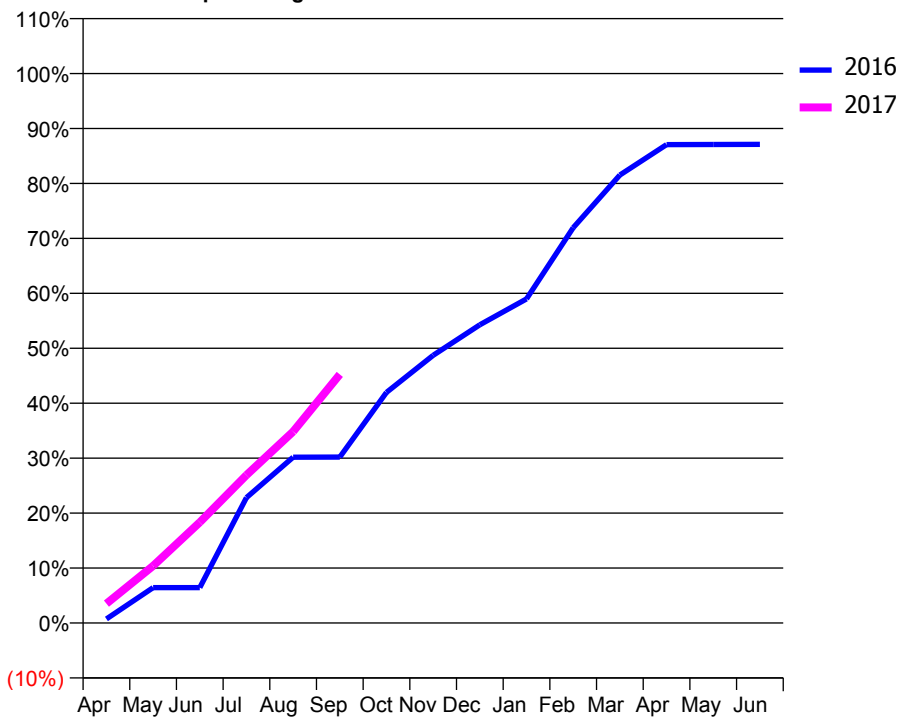
### ACCESS\*

Patients seen in 24 months	Total	Change since previous quarter
Quarter ending September 2015	4,299	
Quarter ending December 2015	4,434	↑
Quarter ending March 2016	4,619	↑
Quarter ending June 2016	4,883	↑
Quarter ending September 2016	5,031	↑
<b>Variance since September 2015</b>	<b>17.0%</b>	<b>↑</b>



### ACTIVITY

Cumulative percentage of contracted UDA delivered 2016 & 2017



Month	Adjusted Scheduled Activity (UDA)	
	2016	2017
April	95	460
May	838	1,352
June	838	2,383
July	2,967	3,499
August	3,924	4,528
September	3,927	5,883
October	5,457	
November	6,332	
December	7,054	
January	7,668	
February	9,352	
March	10,599	
April	11,318	
May	11,320	
June	11,324	

### QUALITY

	Quantity	Base Number	Contract	AT	Region	England
% of FP17s for the same patient ID Re-attending within 3 months - Children	63	1,063	5.9%	11.9%	11.8%	12.4%
% of FP17s for the same patient ID Re-attending within 3 months - Adults	344	2,335	14.7%	15.8%	16.6%	16.7%
% of FP17s for the same patient ID Re-attending between 3 & 9 months - Children	606	1,063	57.0%	57.1%	60.2%	57.4%
% of FP17s for the same patient ID Re-attending between 3 & 9 months - Adults	1,036	2,335	44.4%	48.6%	52.0%	50.5%
% of FP17s for Band 1 Urgent Courses	392	3,081	12.7%	9.6%	9.4%	9.1%
% of FP17s Relating to Free Repair or Replacements	20	3,081	0.6%	0.7%	0.7%	0.8%
% of FP17s Relating to Continuations	17	3,081	0.6%	0.9%	1.2%	1.3%
% of Patients satisfied with the dentistry they have received	14	14	100.0%	93.3%	93.6%	93.2%
% of Patients satisfied with the time they had to wait for an appointment	13	14	92.9%	89.2%	89.1%	89.0%

\* This is based on patients treated on this contract for their most recent course of treatment. Figures in italics indicate the base number of FP17s or Patient Questionnaire responses are less than 100. N/A is shown where the base number of responses is less than 10 during the period. % is calculated as Quantity/Base number\*100

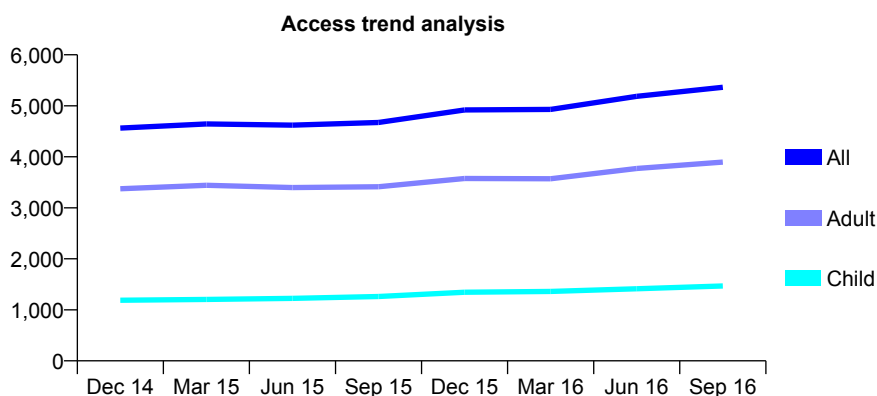
## Q69 - Vital Signs At a Glance Contract Report for 359270/0019 - September 2016

Name or company name	MR AF RAI
Contract type name	GDS Contract
Purpose of contract	General
Contract start date	01/11/2012
Contract end date	

16/17 Contracted general activity (UDA)	13,000
Carry forward general activity (UDA)	362
16/17 Contracted orthodontic activity (UOA)	0
Carry forward orthodontic activity (UOA)	0
Baseline contract value	£315,343.87

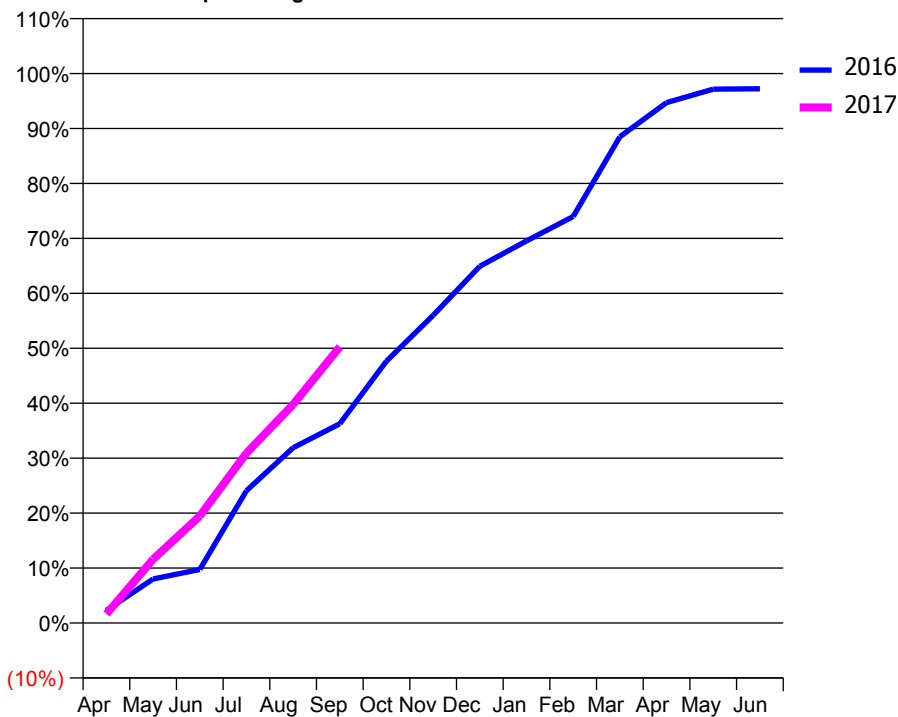
### ACCESS\*

Patients seen in 24 months	Total	Change since previous quarter
Quarter ending September 2015	4,674	
Quarter ending December 2015	4,919	↑
Quarter ending March 2016	4,930	→
Quarter ending June 2016	5,185	↑
Quarter ending September 2016	5,364	↑
<b>Variance since September 2015</b>	<b>14.8%</b>	<b>↑</b>



### ACTIVITY

Cumulative percentage of contracted UDA delivered 2016 & 2017



Month	Adjusted Scheduled Activity (UDA)	
	2016	2017
April	302	216
May	1,044	1,510
June	1,268	2,532
July	3,133	4,022
August	4,148	5,173
September	4,714	6,535
October	6,199	
November	7,278	
December	8,441	
January	9,039	
February	9,618	
March	11,505	
April	12,312	
May	12,631	
June	12,638	

### QUALITY

	Quantity	Base Number	Contract	AT	Region	England
% of FP17s for the same patient ID Re-attending within 3 months - Children	114	1,261	9.0%	11.9%	11.8%	12.4%
% of FP17s for the same patient ID Re-attending within 3 months - Adults	498	2,775	17.9%	15.8%	16.6%	16.7%
% of FP17s for the same patient ID Re-attending between 3 & 9 months - Children	706	1,261	56.0%	57.1%	60.2%	57.4%
% of FP17s for the same patient ID Re-attending between 3 & 9 months - Adults	1,129	2,775	40.7%	48.6%	52.0%	50.5%
% of FP17s for Band 1 Urgent Courses	367	3,419	10.7%	9.6%	9.4%	9.1%
% of FP17s Relating to Free Repair or Replacements	49	3,419	1.4%	0.7%	0.7%	0.8%
% of FP17s Relating to Continuations	72	3,419	2.1%	0.9%	1.2%	1.3%
% of Patients satisfied with the dentistry they have received	3	3	N/A	93.3%	93.6%	93.2%
% of Patients satisfied with the time they had to wait for an appointment	3	3	N/A	89.2%	89.1%	89.0%

\* This is based on patients treated on this contract for their most recent course of treatment. Figures in italics indicate the base number of FP17s or Patient Questionnaire responses are less than 100. N/A is shown where the base number of responses is less than 10 during the period. % is calculated as Quantity/Base number\*100

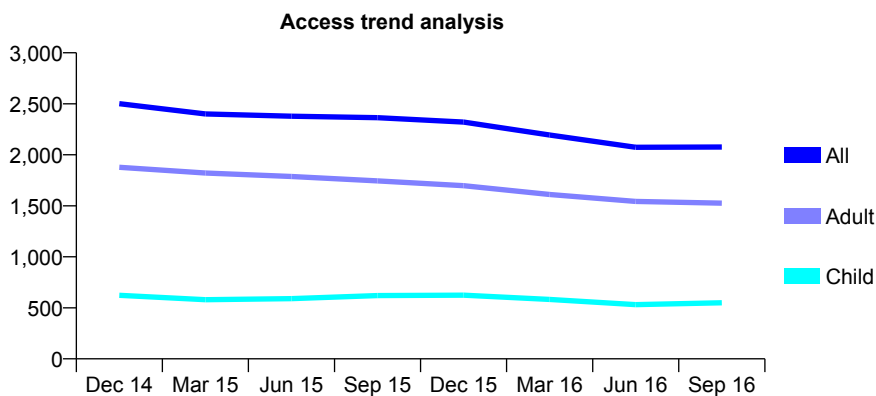
## Q69 - Vital Signs At a Glance Contract Report for 360589/0001 - September 2016

Name or company name	MISS A MODGIL
Contract type name	GDS Contract
Purpose of contract	General
Contract start date	01/04/2006
Contract end date	

16/17 Contracted general activity (UDA)	5,446
Carry forward general activity (UDA)	-37
16/17 Contracted orthodontic activity (UOA)	0
Carry forward orthodontic activity (UOA)	0
Baseline contract value	£147,474.33

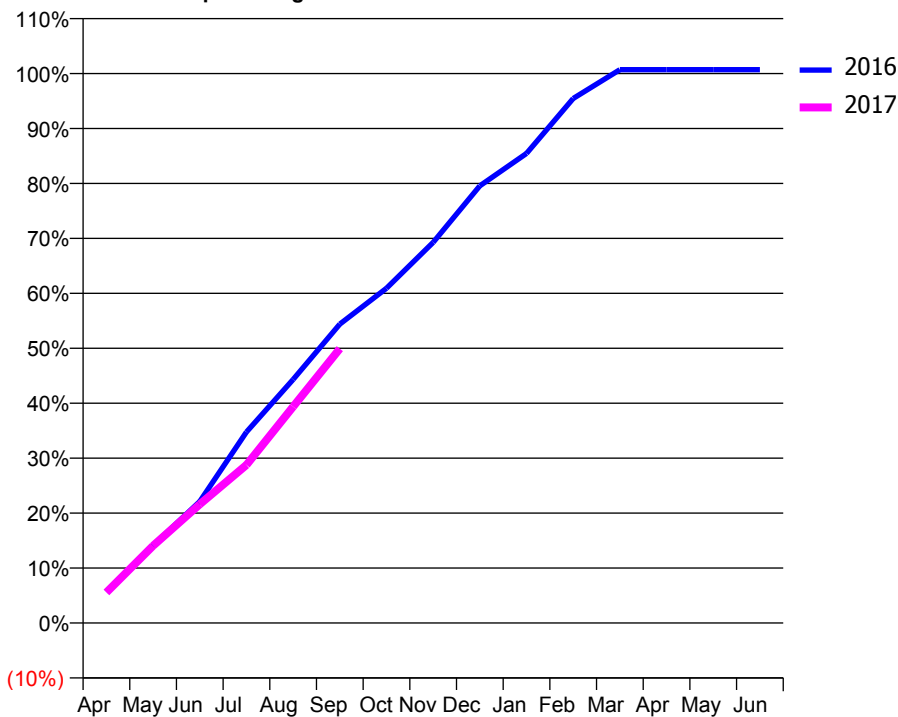
### ACCESS\*

Patients seen in 24 months	Total	Change since previous quarter
Quarter ending September 2015	2,364	
Quarter ending December 2015	2,321	↓
Quarter ending March 2016	2,194	↓
Quarter ending June 2016	2,074	↓
Quarter ending September 2016	2,076	→
<b>Variance since September 2015</b>	<b>(12.2%)</b>	<b>↓</b>



### ACTIVITY

Cumulative percentage of contracted UDA delivered 2016 & 2017



Month	Adjusted Scheduled Activity (UDA)	
	2016	2017
April	309	304
May	769	766
June	1,205	1,176
July	1,893	1,567
August	2,414	2,145
September	2,962	2,720
October	3,318	
November	3,772	
December	4,333	
January	4,654	
February	5,199	
March	5,483	
April	5,483	
May	5,483	
June	5,483	

### QUALITY

	Quantity	Base Number	Contract	AT	Region	England
% of FP17s for the same patient ID Re-attending within 3 months - Children	17	430	4.0%	11.9%	11.8%	12.4%
% of FP17s for the same patient ID Re-attending within 3 months - Adults	123	1,107	11.1%	15.8%	16.6%	16.7%
% of FP17s for the same patient ID Re-attending between 3 & 9 months - Children	209	430	48.6%	57.1%	60.2%	57.4%
% of FP17s for the same patient ID Re-attending between 3 & 9 months - Adults	455	1,107	41.1%	48.6%	52.0%	50.5%
% of FP17s for Band 1 Urgent Courses	224	1,537	14.6%	9.6%	9.4%	9.1%
% of FP17s Relating to Free Repair or Replacements	34	1,537	2.2%	0.7%	0.7%	0.8%
% of FP17s Relating to Continuations	0	1,537	0.0%	0.9%	1.2%	1.3%
% of Patients satisfied with the dentistry they have received	2	2	N/A	93.3%	93.6%	93.2%
% of Patients satisfied with the time they had to wait for an appointment	2	2	N/A	89.2%	89.1%	89.0%

\* This is based on patients treated on this contract for their most recent course of treatment. Figures in italics indicate the base number of FP17s or Patient Questionnaire responses are less than 100. N/A is shown where the base number of responses is less than 10 during the period. % is calculated as Quantity/Base number\*100



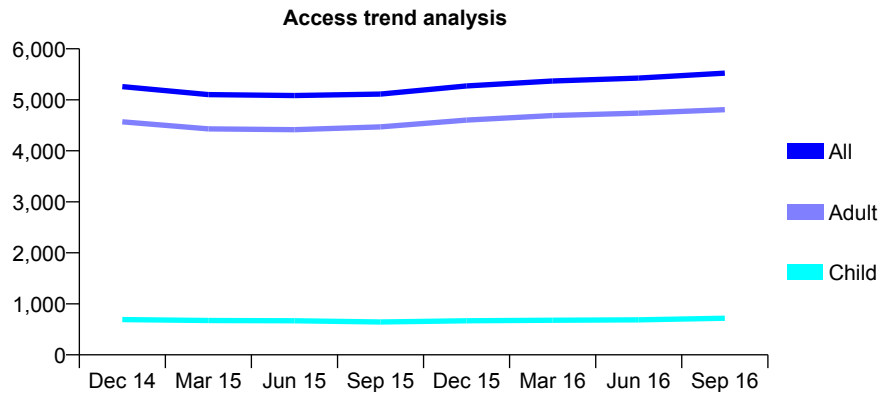
## Q69 - Vital Signs At a Glance Contract Report for 385905/0001 - September 2016

Name or company name	MR BS RANU
Contract type name	GDS Contract
Purpose of contract	General
Contract start date	01/04/2006
Contract end date	

16/17 Contracted general activity (UDA)	10,897
Carry forward general activity (UDA)	-33
16/17 Contracted orthodontic activity (UOA)	0
Carry forward orthodontic activity (UOA)	0
Baseline contract value	£310,507.50

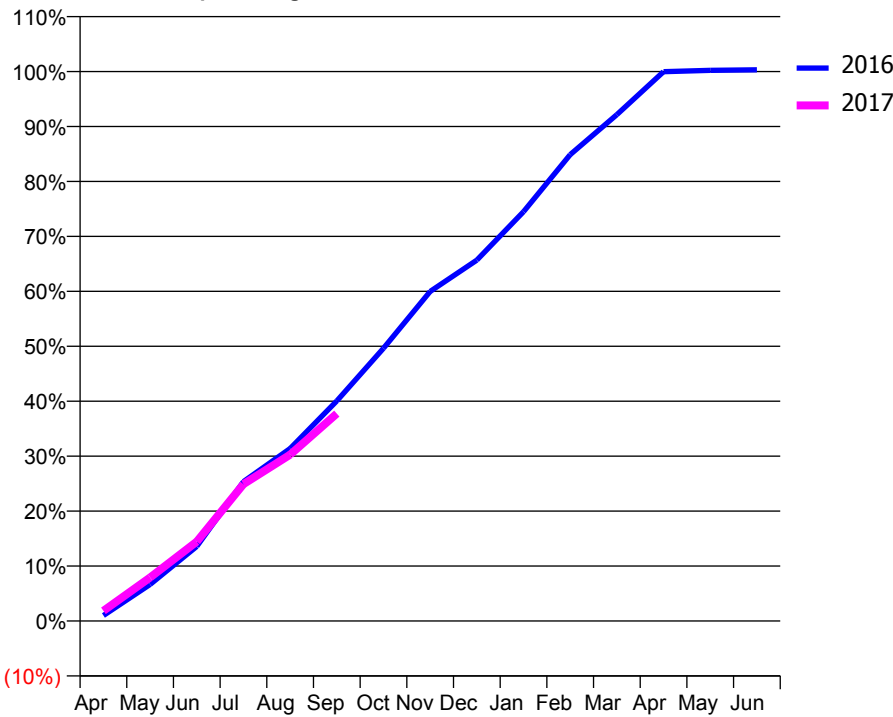
### ACCESS\*

Patients seen in 24 months	Total	Change since previous quarter
Quarter ending September 2015	5,113	
Quarter ending December 2015	5,271	↑
Quarter ending March 2016	5,369	→
Quarter ending June 2016	5,425	→
Quarter ending September 2016	5,524	→
<b>Variance since September 2015</b>	<b>8.0%</b>	<b>↑</b>



### ACTIVITY

Cumulative percentage of contracted UDA delivered 2016 & 2017



Month	Adjusted Scheduled Activity (UDA)	
	2016	2017
April	111	201
May	726	863
June	1,480	1,575
July	2,764	2,715
August	3,421	3,298
September	4,366	4,114
October	5,408	
November	6,535	
December	7,158	
January	8,118	
February	9,249	
March	10,041	
April	10,893	
May	10,921	
June	10,930	

### QUALITY

	Quantity	Base Number	Contract	AT	Region	England
% of FP17s for the same patient ID Re-attending within 3 months - Children	10	380	2.6%	11.9%	11.8%	12.4%
% of FP17s for the same patient ID Re-attending within 3 months - Adults	182	2,365	7.7%	15.8%	16.6%	16.7%
% of FP17s for the same patient ID Re-attending between 3 & 9 months - Children	95	380	25.0%	57.1%	60.2%	57.4%
% of FP17s for the same patient ID Re-attending between 3 & 9 months - Adults	738	2,365	31.2%	48.6%	52.0%	50.5%
% of FP17s for Band 1 Urgent Courses	709	2,313	30.7%	9.6%	9.4%	9.1%
% of FP17s Relating to Free Repair or Replacements	12	2,313	0.5%	0.7%	0.7%	0.8%
% of FP17s Relating to Continuations	7	2,313	0.3%	0.9%	1.2%	1.3%
% of Patients satisfied with the dentistry they have received	5	5	N/A	93.3%	93.6%	93.2%
% of Patients satisfied with the time they had to wait for an appointment	5	5	N/A	89.2%	89.1%	89.0%

\* This is based on patients treated on this contract for their most recent course of treatment. Figures in italics indicate the base number of FP17s or Patient Questionnaire responses are less than 100. N/A is shown where the base number of responses is less than 10 during the period. % is calculated as Quantity/Base number\*100

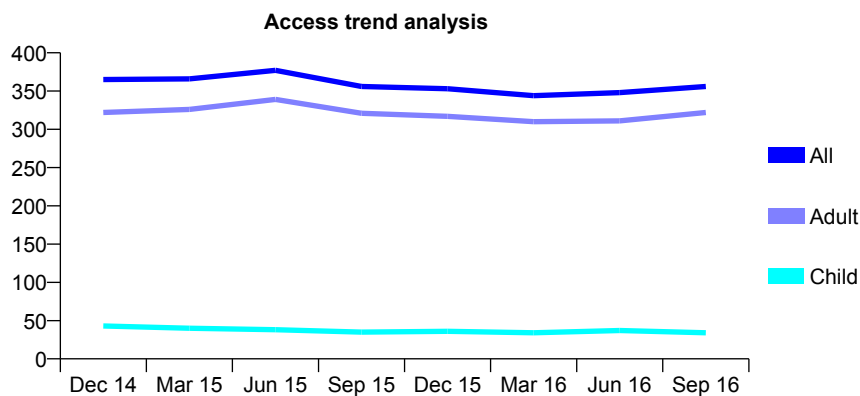
## Q69 - Vital Signs At a Glance Contract Report for 385905/0003 - September 2016

Name or company name	MR BS RANU
Contract type name	PDS Contract
Purpose of contract	General
Contract start date	01/04/2006
Contract end date	31/03/2017

16/17 Contracted general activity (UDA)	3,488
Carry forward general activity (UDA)	0
16/17 Contracted orthodontic activity (UOA)	0
Carry forward orthodontic activity (UOA)	0
Baseline contract value	£102,815.17

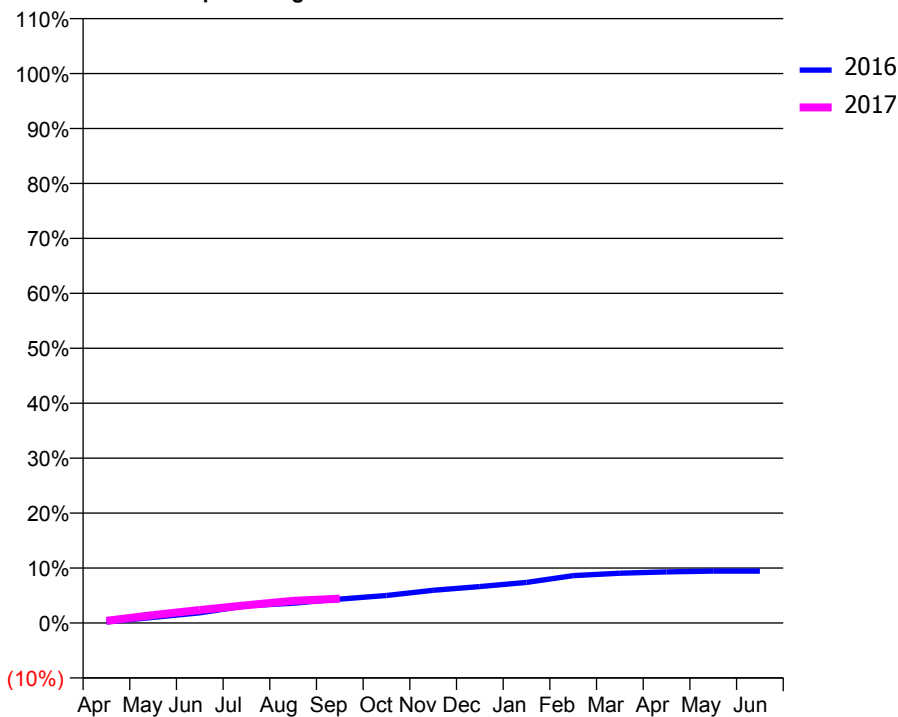
### ACCESS\*

Patients seen in 24 months	Total	Change since previous quarter
Quarter ending September 2015	356	
Quarter ending December 2015	353	→
Quarter ending March 2016	344	↓
Quarter ending June 2016	348	→
Quarter ending September 2016	356	↑
<b>Variance since September 2015</b>	<b>0.0%</b>	<b>→</b>



### ACTIVITY

Cumulative percentage of contracted UDA delivered 2016 & 2017



Month	Adjusted Scheduled Activity (UDA)	
	2016	2017
April	6	14
May	36	51
June	65	82
July	109	113
August	126	141
September	152	155
October	175	
November	208	
December	232	
January	258	
February	301	
March	316	
April	325	
May	330	
June	330	

### QUALITY

	Quantity	Base Number	Contract	AT	Region	England
% of FP17s for the same patient ID Re-attending within 3 months - Children	0	28	0.0%	11.9%	11.8%	12.4%
% of FP17s for the same patient ID Re-attending within 3 months - Adults	2	146	1.4%	15.8%	16.6%	16.7%
% of FP17s for the same patient ID Re-attending between 3 & 9 months - Children	0	28	0.0%	57.1%	60.2%	57.4%
% of FP17s for the same patient ID Re-attending between 3 & 9 months - Adults	3	146	2.1%	48.6%	52.0%	50.5%
% of FP17s for Band 1 Urgent Courses	104	162	64.2%	9.6%	9.4%	9.1%
% of FP17s Relating to Free Repair or Replacements	0	162	0.0%	0.7%	0.7%	0.8%
% of FP17s Relating to Continuations	0	162	0.0%	0.9%	1.2%	1.3%
% of Patients satisfied with the dentistry they have received	0	0	N/A	93.3%	93.6%	93.2%
% of Patients satisfied with the time they had to wait for an appointment	0	0	N/A	89.2%	89.1%	89.0%

\* This is based on patients treated on this contract for their most recent course of treatment. Figures in italics indicate the base number of FP17s or Patient Questionnaire responses are less than 100. N/A is shown where the base number of responses is less than 10 during the period. % is calculated as Quantity/Base number\*100

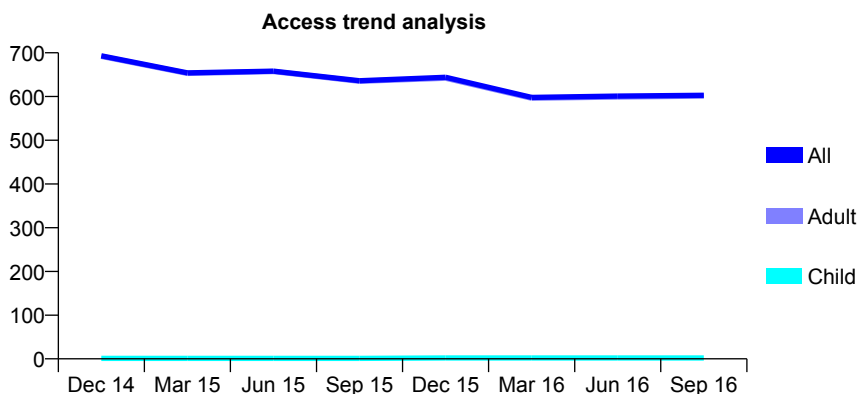
## Q69 - Vital Signs At a Glance Contract Report for 566039/0001 - September 2016

Name or company name	MS AR LOCKYER
Contract type name	GDS Contract
Purpose of contract	General
Contract start date	01/04/2006
Contract end date	

16/17 Contracted general activity (UDA)	2,800
Carry forward general activity (UDA)	0
16/17 Contracted orthodontic activity (UOA)	0
Carry forward orthodontic activity (UOA)	0
Baseline contract value	£74,004.90

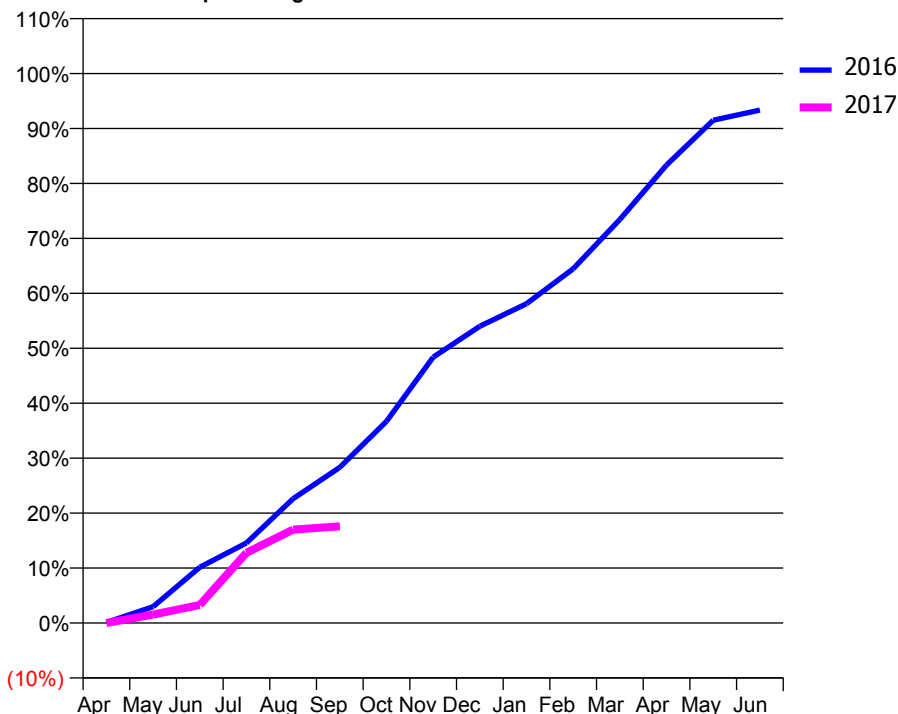
### ACCESS\*

Patients seen in 24 months	Total	Change since previous quarter
Quarter ending September 2015	636	
Quarter ending December 2015	644	→
Quarter ending March 2016	598	↓
Quarter ending June 2016	601	→
Quarter ending September 2016	603	→
<b>Variance since September 2015</b>	<b>(5.2%)</b>	<b>↓</b>



### ACTIVITY

Cumulative percentage of contracted UDA delivered 2016 & 2017



Month	Adjusted Scheduled Activity (UDA)	
	2016	2017
April	3	0
May	83	43
June	285	92
July	408	358
August	634	476
September	793	493
October	1,028	
November	1,354	
December	1,512	
January	1,627	
February	1,805	
March	2,057	
April	2,334	
May	2,562	
June	2,614	

### QUALITY

	Quantity	Base Number	Contract	AT	Region	England
% of FP17s for the same patient ID Re-attending within 3 months - Children	0	1	0.0%	11.9%	11.8%	12.4%
% of FP17s for the same patient ID Re-attending within 3 months - Adults	47	265	17.7%	15.8%	16.6%	16.7%
% of FP17s for the same patient ID Re-attending between 3 & 9 months - Children	0	1	0.0%	57.1%	60.2%	57.4%
% of FP17s for the same patient ID Re-attending between 3 & 9 months - Adults	48	265	18.1%	48.6%	52.0%	50.5%
% of FP17s for Band 1 Urgent Courses	20	158	12.7%	9.6%	9.4%	9.1%
% of FP17s Relating to Free Repair or Replacements	2	158	1.3%	0.7%	0.7%	0.8%
% of FP17s Relating to Continuations	10	158	6.3%	0.9%	1.2%	1.3%
% of Patients satisfied with the dentistry they have received	1	1	N/A	93.3%	93.6%	93.2%
% of Patients satisfied with the time they had to wait for an appointment	1	1	N/A	89.2%	89.1%	89.0%

\* This is based on patients treated on this contract for their most recent course of treatment. Figures in italics indicate the base number of FP17s or Patient Questionnaire responses are less than 100. N/A is shown where the base number of responses is less than 10 during the period. % is calculated as Quantity/Base number\*100

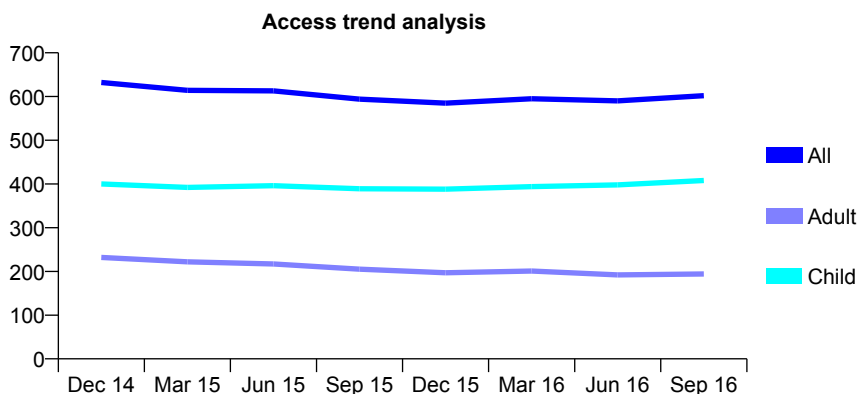
## Q69 - Vital Signs At a Glance Contract Report for 566039/0005 - September 2016

Name or company name	MS AR LOCKYER
Contract type name	GDS Contract
Purpose of contract	General
Contract start date	01/04/2006
Contract end date	

16/17 Contracted general activity (UDA)	1,000
Carry forward general activity (UDA)	0
16/17 Contracted orthodontic activity (UOA)	0
Carry forward orthodontic activity (UOA)	0
Baseline contract value	£26,430.32

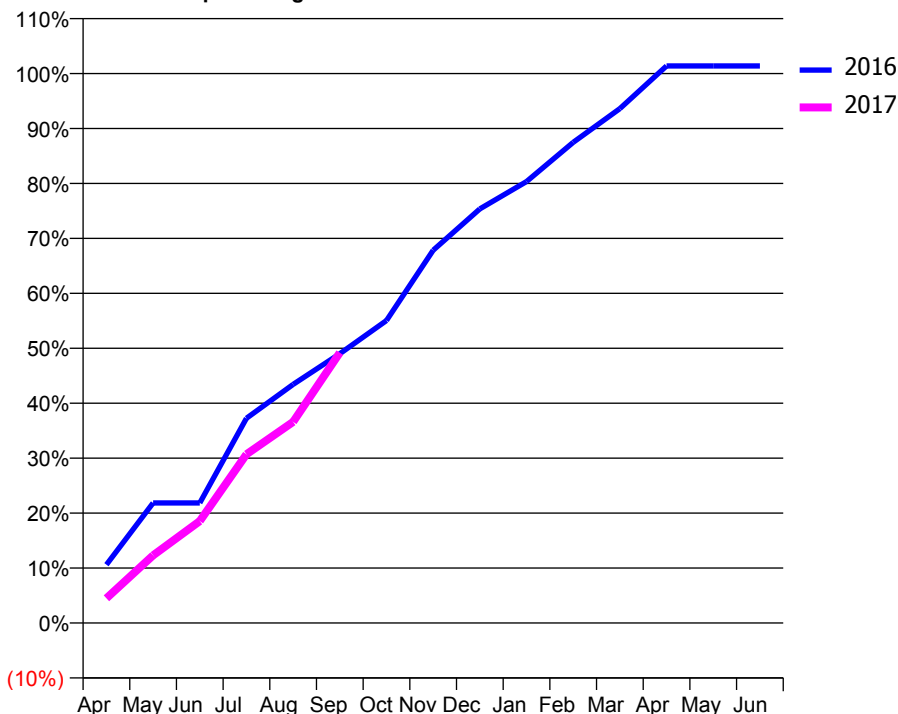
### ACCESS\*

Patients seen in 24 months	Total	Change since previous quarter
Quarter ending September 2015	594	
Quarter ending December 2015	585	↓
Quarter ending March 2016	595	→
Quarter ending June 2016	590	→
Quarter ending September 2016	602	↑
<b>Variance since September 2015</b>	<b>1.3%</b>	<b>→</b>



### ACTIVITY

Cumulative percentage of contracted UDA delivered 2016 & 2017



Adjusted Scheduled Activity (UDA)

Month	2016	2017
April	109	45
May	224	123
June	224	185
July	382	307
August	445	366
September	502	492
October	564	
November	695	
December	772	
January	823	
February	896	
March	959	
April	1,038	
May	1,038	
June	1,038	

### QUALITY

	Quantity	Base Number	Contract	AT	Region	England
% of FP17s for the same patient ID Re-attending within 3 months - Children	14	289	4.8%	11.9%	11.8%	12.4%
% of FP17s for the same patient ID Re-attending within 3 months - Adults	9	102	8.8%	15.8%	16.6%	16.7%
% of FP17s for the same patient ID Re-attending between 3 & 9 months - Children	126	289	43.6%	57.1%	60.2%	57.4%
% of FP17s for the same patient ID Re-attending between 3 & 9 months - Adults	29	102	28.4%	48.6%	52.0%	50.5%
% of FP17s for Band 1 Urgent Courses	15	355	4.2%	9.6%	9.4%	9.1%
% of FP17s Relating to Free Repair or Replacements	0	355	0.0%	0.7%	0.7%	0.8%
% of FP17s Relating to Continuations	0	355	0.0%	0.9%	1.2%	1.3%
% of Patients satisfied with the dentistry they have received	0	0	N/A	93.3%	93.6%	93.2%
% of Patients satisfied with the time they had to wait for an appointment	0	0	N/A	89.2%	89.1%	89.0%

\* This is based on patients treated on this contract for their most recent course of treatment. Figures in italics indicate the base number of FP17s or Patient Questionnaire responses are less than 100. N/A is shown where the base number of responses is less than 10 during the period. % is calculated as Quantity/Base number\*100

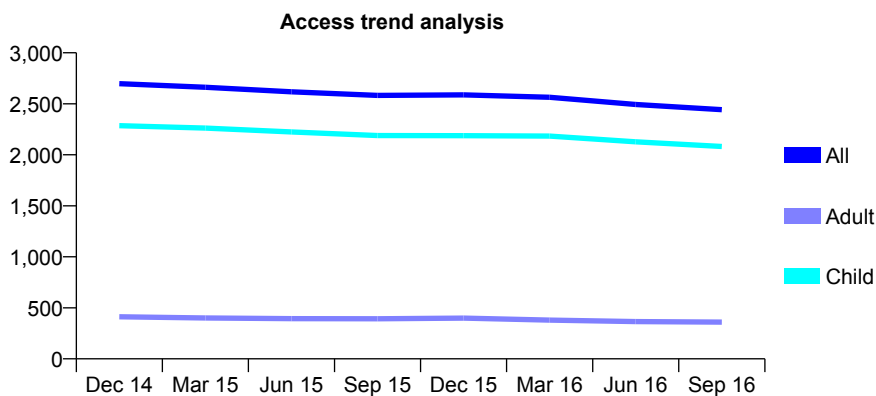
## Q69 - Vital Signs At a Glance Contract Report for 566551/0001 - September 2016

Name or company name	MR GB DERRY
Contract type name	GDS Contract
Purpose of contract	General
Contract start date	01/04/2006
Contract end date	

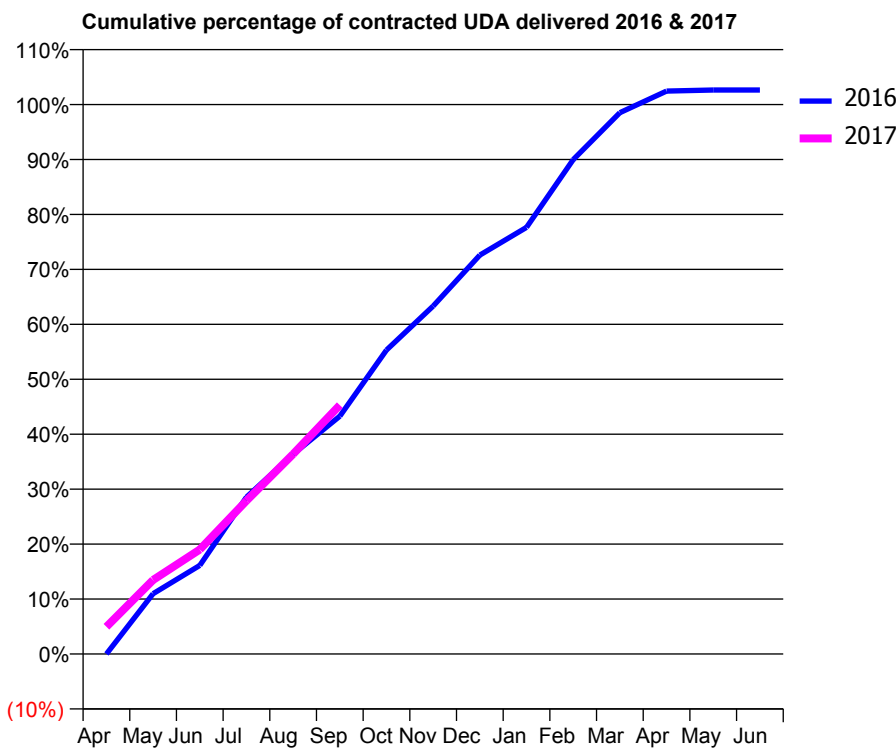
16/17 Contracted general activity (UDA)	5,000
Carry forward general activity (UDA)	-100
16/17 Contracted orthodontic activity (UOA)	0
Carry forward orthodontic activity (UOA)	0
Baseline contract value	£135,353.09

### ACCESS\*

Patients seen in 24 months	Total	Change since previous quarter
Quarter ending September 2015	2,582	
Quarter ending December 2015	2,587	→
Quarter ending March 2016	2,564	→
Quarter ending June 2016	2,493	↓
Quarter ending September 2016	2,442	↓
<b>Variance since September 2015</b>	<b>(5.4%)</b>	<b>↓</b>



### ACTIVITY



Month	Adjusted Scheduled Activity (UDA)	
	2016	2017
April	0	249
May	550	675
June	806	950
July	1,428	1,394
August	1,819	1,820
September	2,165	2,264
October	2,766	
November	3,167	
December	3,629	
January	3,883	
February	4,498	
March	4,926	
April	5,123	
May	5,132	
June	5,132	

### QUALITY

	Quantity	Base Number	Contract	AT	Region	England
% of FP17s for the same patient ID Re-attending within 3 months - Children	148	1,806	8.2%	11.9%	11.8%	12.4%
% of FP17s for the same patient ID Re-attending within 3 months - Adults	10	105	9.5%	15.8%	16.6%	16.7%
% of FP17s for the same patient ID Re-attending between 3 & 9 months - Children	1,344	1,806	74.4%	57.1%	60.2%	57.4%
% of FP17s for the same patient ID Re-attending between 3 & 9 months - Adults	66	105	62.9%	48.6%	52.0%	50.5%
% of FP17s for Band 1 Urgent Courses	72	1,734	4.2%	9.6%	9.4%	9.1%
% of FP17s Relating to Free Repair or Replacements	0	1,734	0.0%	0.7%	0.7%	0.8%
% of FP17s Relating to Continuations	0	1,734	0.0%	0.9%	1.2%	1.3%
% of Patients satisfied with the dentistry they have received	0	0	N/A	93.3%	93.6%	93.2%
% of Patients satisfied with the time they had to wait for an appointment	0	0	N/A	89.2%	89.1%	89.0%

\* This is based on patients treated on this contract for their most recent course of treatment. Figures in italics indicate the base number of FP17s or Patient Questionnaire responses are less than 100. N/A is shown where the base number of responses is less than 10 during the period. % is calculated as Quantity/Base number\*100

## Q69 - Vital Signs At a Glance Contract Report for 568430/0001 - September 2016

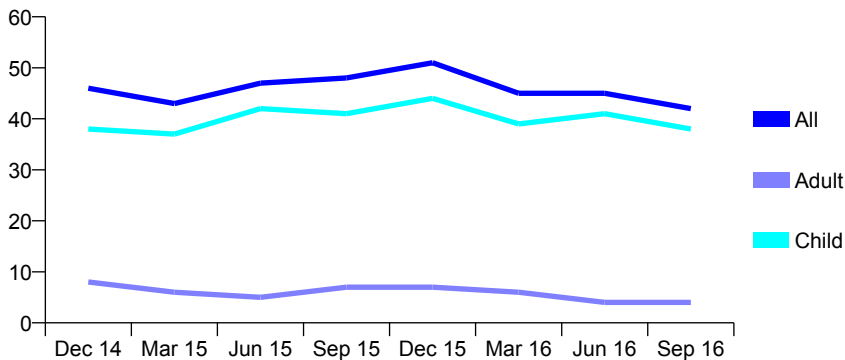
Name or company name	MR PG CRUCI
Contract type name	GDS Contract
Purpose of contract	General
Contract start date	01/04/2006
Contract end date	

16/17 Contracted general activity (UDA)	39
Carry forward general activity (UDA)	1
16/17 Contracted orthodontic activity (UOA)	0
Carry forward orthodontic activity (UOA)	0
Baseline contract value	£907.84

### ACCESS\*

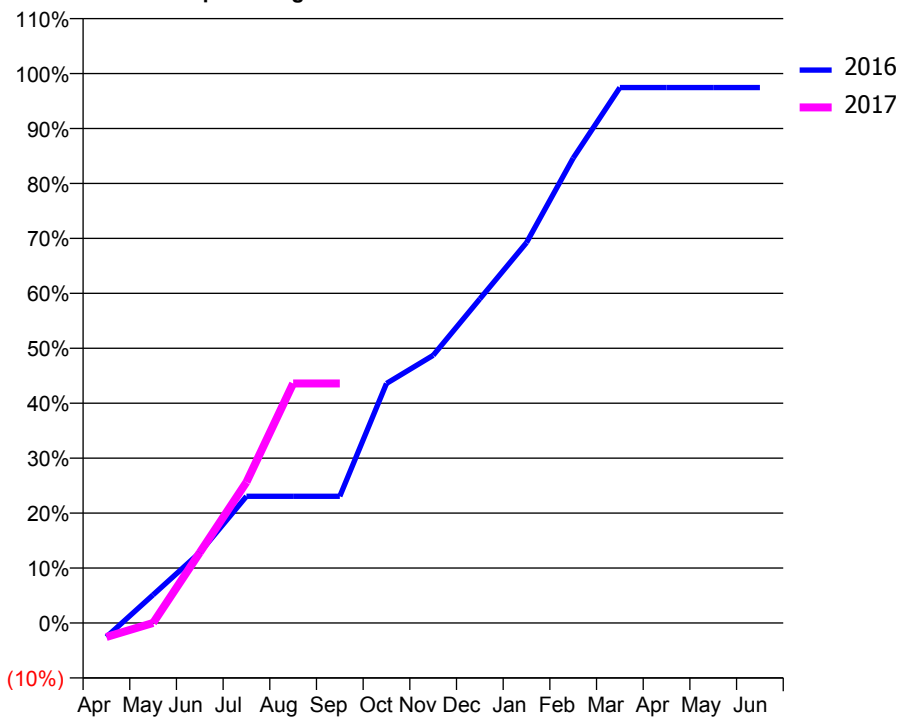
Patients seen in 24 months	Total	Change since previous quarter
Quarter ending September 2015	48	
Quarter ending December 2015	51	↑
Quarter ending March 2016	45	↓
Quarter ending June 2016	45	→
Quarter ending September 2016	42	↓
<b>Variance since September 2015</b>	<b>(12.5%)</b>	<b>↓</b>

### Access trend analysis



### ACTIVITY

#### Cumulative percentage of contracted UDA delivered 2016 & 2017



Month	Adjusted Scheduled Activity (UDA)	
	2016	2017
April	-1	-1
May	2	0
June	5	5
July	9	10
August	9	17
September	9	17
October	17	
November	19	
December	23	
January	27	
February	33	
March	38	
April	38	
May	38	
June	38	

### QUALITY

	Quantity	Base Number	Contract	AT	Region	England
% of FP17s for the same patient ID Re-attending within 3 months - Children	0	15	0.0%	11.9%	11.8%	12.4%
% of FP17s for the same patient ID Re-attending within 3 months - Adults	0	1	0.0%	15.8%	16.6%	16.7%
% of FP17s for the same patient ID Re-attending between 3 & 9 months - Children	5	15	33.3%	57.1%	60.2%	57.4%
% of FP17s for the same patient ID Re-attending between 3 & 9 months - Adults	0	1	0.0%	48.6%	52.0%	50.5%
% of FP17s for Band 1 Urgent Courses	0	16	0.0%	9.6%	9.4%	9.1%
% of FP17s Relating to Free Repair or Replacements	0	16	0.0%	0.7%	0.7%	0.8%
% of FP17s Relating to Continuations	0	16	0.0%	0.9%	1.2%	1.3%
% of Patients satisfied with the dentistry they have received	0	0	N/A	93.3%	93.6%	93.2%
% of Patients satisfied with the time they had to wait for an appointment	0	0	N/A	89.2%	89.1%	89.0%

\* This is based on patients treated on this contract for their most recent course of treatment. Figures in italics indicate the base number of FP17s or Patient Questionnaire responses are less than 100. N/A is shown where the base number of responses is less than 10 during the period. % is calculated as Quantity/Base number\*100

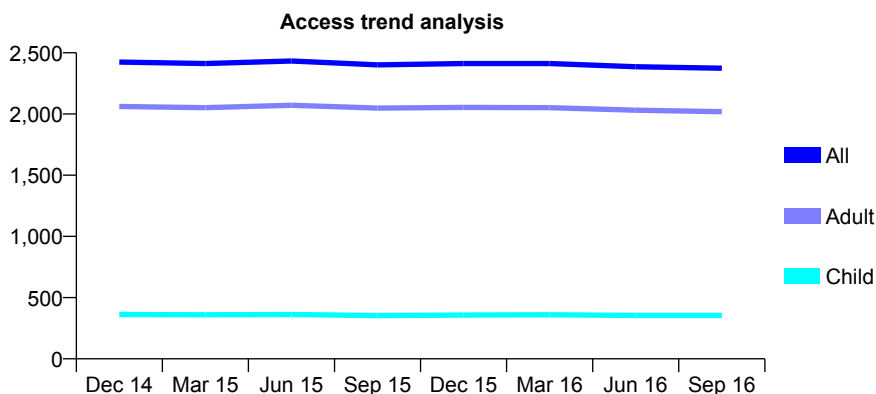
## Q69 - Vital Signs At a Glance Contract Report for 575682/0001 - September 2016

Name or company name	MR HJ COULL
Contract type name	GDS Contract
Purpose of contract	General
Contract start date	01/04/2006
Contract end date	

16/17 Contracted general activity (UDA)	6,812
Carry forward general activity (UDA)	0
16/17 Contracted orthodontic activity (UOA)	0
Carry forward orthodontic activity (UOA)	0
Baseline contract value	£161,065.22

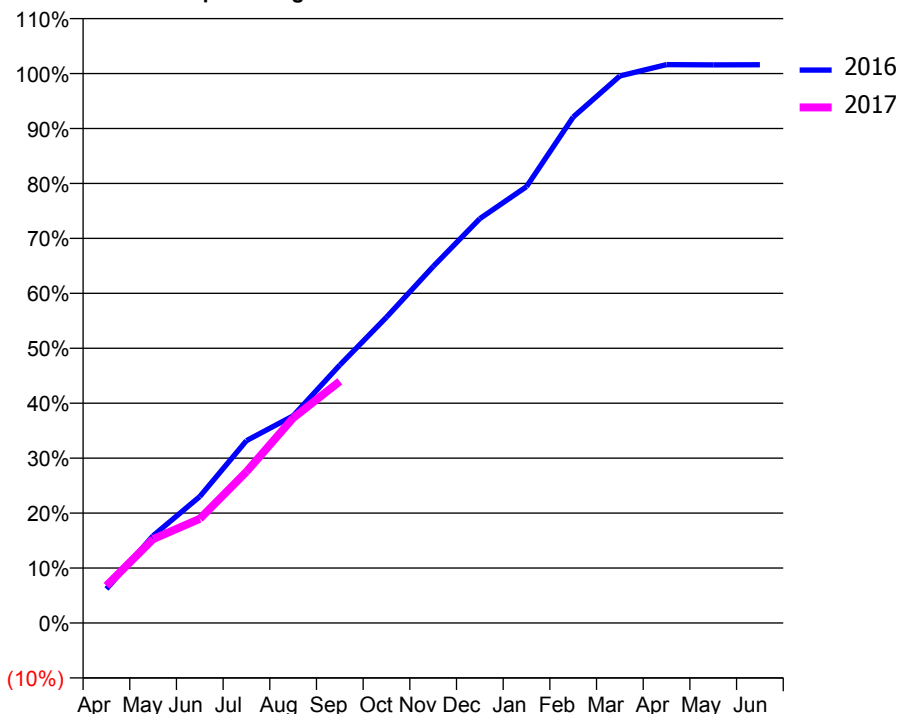
### ACCESS\*

Patients seen in 24 months	Total	Change since previous quarter
Quarter ending September 2015	2,401	
Quarter ending December 2015	2,412	→
Quarter ending March 2016	2,412	→
Quarter ending June 2016	2,386	↓
Quarter ending September 2016	2,374	→
<b>Variance since September 2015</b>	<b>(1.1%)</b>	<b>↓</b>



### ACTIVITY

Cumulative percentage of contracted UDA delivered 2016 & 2017



Adjusted Scheduled Activity (UDA)

Month	2016	2017
April	432	462
May	1,108	1,040
June	1,604	1,291
July	2,314	1,875
August	2,628	2,541
September	3,272	2,997
October	3,880	
November	4,523	
December	5,130	
January	5,537	
February	6,420	
March	6,941	
April	7,084	
May	7,082	
June	7,083	

### QUALITY

	Quantity	Base Number	Contract	AT	Region	England
% of FP17s for the same patient ID Re-attending within 3 months - Children	11	268	4.1%	11.9%	11.8%	12.4%
% of FP17s for the same patient ID Re-attending within 3 months - Adults	103	1,374	7.5%	15.8%	16.6%	16.7%
% of FP17s for the same patient ID Re-attending between 3 & 9 months - Children	175	268	65.3%	57.1%	60.2%	57.4%
% of FP17s for the same patient ID Re-attending between 3 & 9 months - Adults	940	1,374	68.4%	48.6%	52.0%	50.5%
% of FP17s for Band 1 Urgent Courses	90	1,560	5.8%	9.6%	9.4%	9.1%
% of FP17s Relating to Free Repair or Replacements	2	1,560	0.1%	0.7%	0.7%	0.8%
% of FP17s Relating to Continuations	8	1,560	0.5%	0.9%	1.2%	1.3%
% of Patients satisfied with the dentistry they have received	4	4	N/A	93.3%	93.6%	93.2%
% of Patients satisfied with the time they had to wait for an appointment	4	4	N/A	89.2%	89.1%	89.0%

\* This is based on patients treated on this contract for their most recent course of treatment. Figures in italics indicate the base number of FP17s or Patient Questionnaire responses are less than 100. N/A is shown where the base number of responses is less than 10 during the period. % is calculated as Quantity/Base number\*100



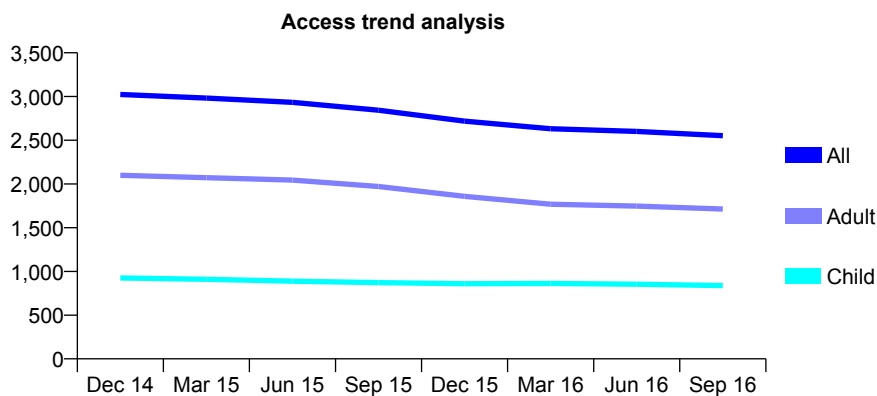
## Q69 - Vital Signs At a Glance Contract Report for 578967/0001 - September 2016

Name or company name	MR AC COOKE
Contract type name	GDS Contract
Purpose of contract	General
Contract start date	01/04/2006
Contract end date	

16/17 Contracted general activity (UDA)	7,646
Carry forward general activity (UDA)	0
16/17 Contracted orthodontic activity (UOA)	0
Carry forward orthodontic activity (UOA)	0
Baseline contract value	£180,784.61

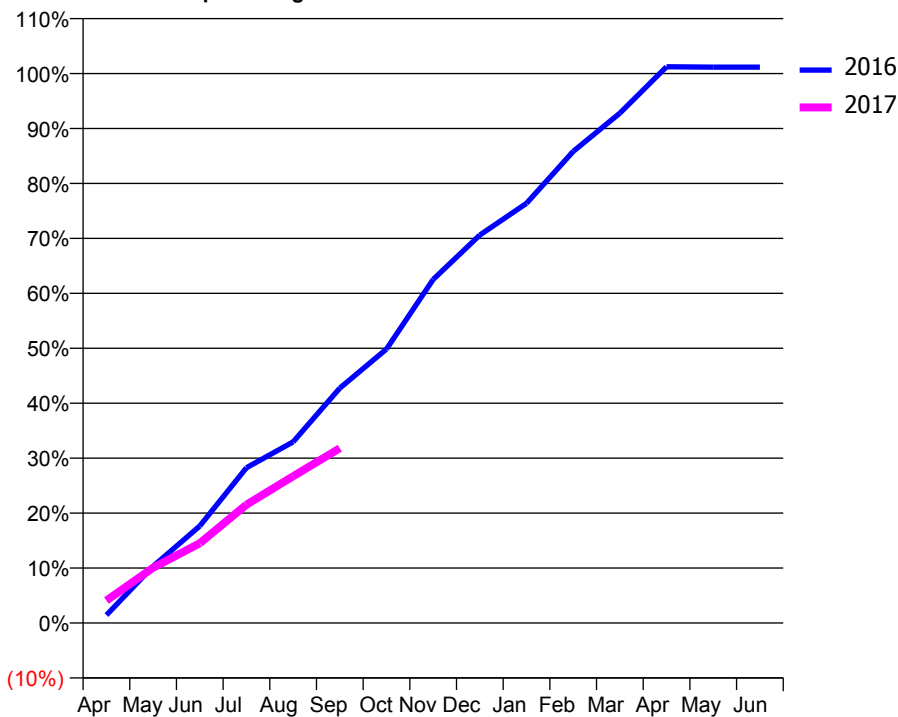
### ACCESS\*

Patients seen in 24 months	Total	Change since previous quarter
Quarter ending September 2015	2,843	
Quarter ending December 2015	2,719	↓
Quarter ending March 2016	2,632	↓
Quarter ending June 2016	2,601	↓
Quarter ending September 2016	2,552	↓
<b>Variance since September 2015</b>	<b>(10.2%)</b>	<b>↓</b>



### ACTIVITY

Cumulative percentage of contracted UDA delivered 2016 & 2017



Month	Adjusted Scheduled Activity (UDA)	
	2016	2017
April	94	312
May	672	770
June	1,148	1,111
July	1,837	1,647
August	2,142	2,042
September	2,779	2,432
October	3,240	
November	4,064	
December	4,589	
January	4,964	
February	5,578	
March	6,031	
April	6,579	
May	6,575	
June	6,575	

### QUALITY

	Quantity	Base Number	Contract	AT	Region	England
% of FP17s for the same patient ID Re-attending within 3 months - Children	30	623	4.8%	11.9%	11.8%	12.4%
% of FP17s for the same patient ID Re-attending within 3 months - Adults	160	1,016	15.7%	15.8%	16.6%	16.7%
% of FP17s for the same patient ID Re-attending between 3 & 9 months - Children	421	623	67.6%	57.1%	60.2%	57.4%
% of FP17s for the same patient ID Re-attending between 3 & 9 months - Adults	530	1,016	52.2%	48.6%	52.0%	50.5%
% of FP17s for Band 1 Urgent Courses	149	1,376	10.8%	9.6%	9.4%	9.1%
% of FP17s Relating to Free Repair or Replacements	11	1,376	0.8%	0.7%	0.7%	0.8%
% of FP17s Relating to Continuations	7	1,376	0.5%	0.9%	1.2%	1.3%
% of Patients satisfied with the dentistry they have received	3	4	N/A	93.3%	93.6%	93.2%
% of Patients satisfied with the time they had to wait for an appointment	3	4	N/A	89.2%	89.1%	89.0%

\* This is based on patients treated on this contract for their most recent course of treatment. Figures in italics indicate the base number of FP17s or Patient Questionnaire responses are less than 100. N/A is shown where the base number of responses is less than 10 during the period. % is calculated as Quantity/Base number\*100

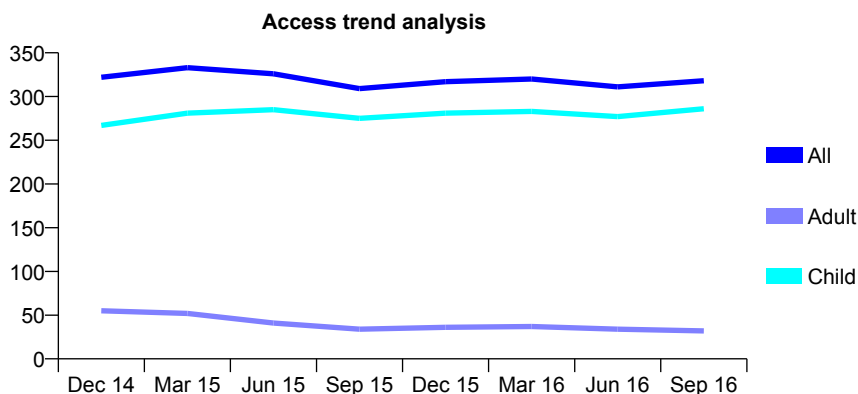
## Q69 - Vital Signs At a Glance Contract Report for 630209/0001 - September 2016

Name or company name	MR CR NIXON
Contract type name	GDS Contract
Purpose of contract	General
Contract start date	01/04/2006
Contract end date	

16/17 Contracted general activity (UDA)	411
Carry forward general activity (UDA)	0
16/17 Contracted orthodontic activity (UOA)	0
Carry forward orthodontic activity (UOA)	0
Baseline contract value	£10,151.40

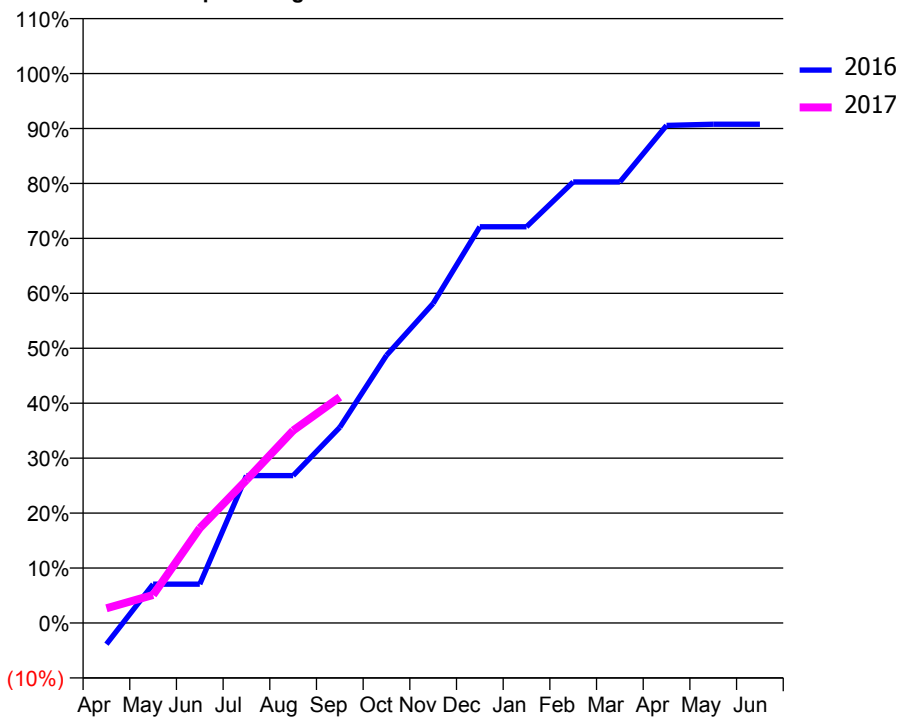
### ACCESS\*

Patients seen in 24 months	Total	Change since previous quarter
Quarter ending September 2015	309	
Quarter ending December 2015	317	↑
Quarter ending March 2016	320	→
Quarter ending June 2016	311	↓
Quarter ending September 2016	318	↑
<b>Variance since September 2015</b>	<b>2.9%</b>	<b>↑</b>



### ACTIVITY

Cumulative percentage of contracted UDA delivered 2016 & 2017



Month	Adjusted Scheduled Activity (UDA)	
	2016	2017
April	-18	11
May	33	21
June	33	71
July	125	107
August	125	144
September	166	169
October	227	
November	271	
December	336	
January	336	
February	374	
March	374	
April	422	
May	423	
June	423	

### QUALITY

	Quantity	Base Number	Contract	AT	Region	England
% of FP17s for the same patient ID Re-attending within 3 months - Children	7	193	3.6%	11.9%	11.8%	12.4%
% of FP17s for the same patient ID Re-attending within 3 months - Adults	0	4	0.0%	15.8%	16.6%	16.7%
% of FP17s for the same patient ID Re-attending between 3 & 9 months - Children	101	193	52.3%	57.1%	60.2%	57.4%
% of FP17s for the same patient ID Re-attending between 3 & 9 months - Adults	1	4	25.0%	48.6%	52.0%	50.5%
% of FP17s for Band 1 Urgent Courses	0	158	0.0%	9.6%	9.4%	9.1%
% of FP17s Relating to Free Repair or Replacements	0	158	0.0%	0.7%	0.7%	0.8%
% of FP17s Relating to Continuations	0	158	0.0%	0.9%	1.2%	1.3%
% of Patients satisfied with the dentistry they have received	1	1	N/A	93.3%	93.6%	93.2%
% of Patients satisfied with the time they had to wait for an appointment	1	1	N/A	89.2%	89.1%	89.0%

\* This is based on patients treated on this contract for their most recent course of treatment. Figures in italics indicate the base number of FP17s or Patient Questionnaire responses are less than 100. N/A is shown where the base number of responses is less than 10 during the period. % is calculated as Quantity/Base number\*100

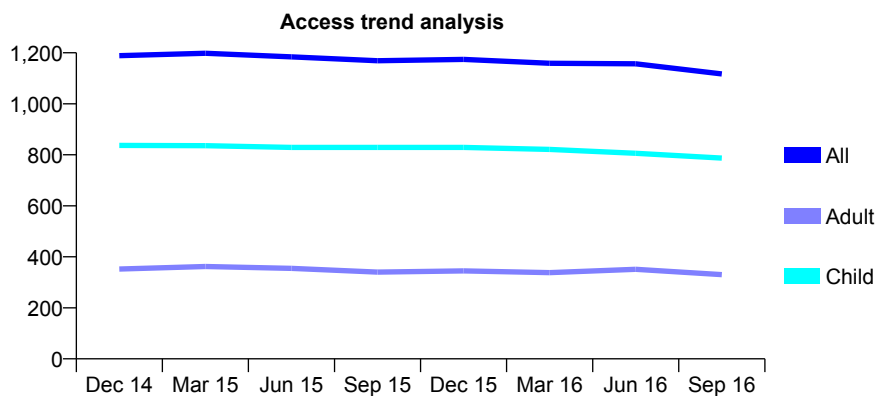
## Q69 - Vital Signs At a Glance Contract Report for 630640/0001 - September 2016

Name or company name	MRS ME SHAW
Contract type name	GDS Contract
Purpose of contract	General
Contract start date	01/04/2006
Contract end date	

16/17 Contracted general activity (UDA)	2,164
Carry forward general activity (UDA)	0
16/17 Contracted orthodontic activity (UOA)	0
Carry forward orthodontic activity (UOA)	0
Baseline contract value	£47,107.43

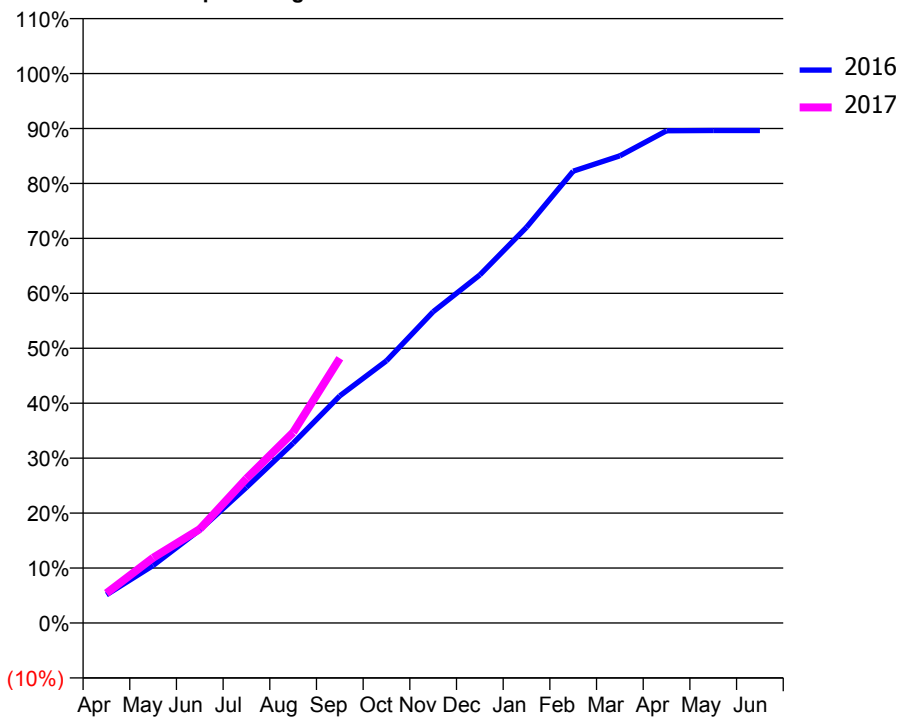
### ACCESS\*

Patients seen in 24 months	Total	Change since previous quarter
Quarter ending September 2015	1,169	
Quarter ending December 2015	1,174	→
Quarter ending March 2016	1,159	↓
Quarter ending June 2016	1,157	→
Quarter ending September 2016	1,117	↓
<b>Variance since September 2015</b>	<b>(4.4%)</b>	<b>↓</b>



### ACTIVITY

Cumulative percentage of contracted UDA delivered 2016 & 2017



Adjusted Scheduled Activity (UDA)

Month	2016	2017
April	125	117
May	254	257
June	411	370
July	599	569
August	793	751
September	1,003	1,043
October	1,157	
November	1,374	
December	1,536	
January	1,746	
February	1,994	
March	2,062	
April	2,173	
May	2,174	
June	2,174	

### QUALITY

	Quantity	Base Number	Contract	AT	Region	England
% of FP17s for the same patient ID Re-attending within 3 months - Children	31	715	4.3%	11.9%	11.8%	12.4%
% of FP17s for the same patient ID Re-attending within 3 months - Adults	7	192	3.6%	15.8%	16.6%	16.7%
% of FP17s for the same patient ID Re-attending between 3 & 9 months - Children	501	715	70.1%	57.1%	60.2%	57.4%
% of FP17s for the same patient ID Re-attending between 3 & 9 months - Adults	113	192	58.9%	48.6%	52.0%	50.5%
% of FP17s for Band 1 Urgent Courses	13	824	1.6%	9.6%	9.4%	9.1%
% of FP17s Relating to Free Repair or Replacements	1	824	0.1%	0.7%	0.7%	0.8%
% of FP17s Relating to Continuations	0	824	0.0%	0.9%	1.2%	1.3%
% of Patients satisfied with the dentistry they have received	1	1	N/A	93.3%	93.6%	93.2%
% of Patients satisfied with the time they had to wait for an appointment	1	1	N/A	89.2%	89.1%	89.0%

\* This is based on patients treated on this contract for their most recent course of treatment. Figures in italics indicate the base number of FP17s or Patient Questionnaire responses are less than 100. N/A is shown where the base number of responses is less than 10 during the period. % is calculated as Quantity/Base number\*100

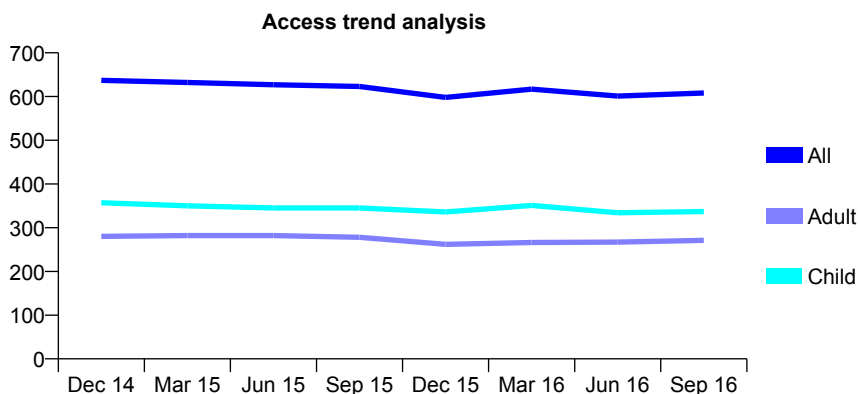
## Q69 - Vital Signs At a Glance Contract Report for 631043/0001 - September 2016

Name or company name	MR PR COLLINS
Contract type name	GDS Contract
Purpose of contract	General
Contract start date	01/04/2006
Contract end date	

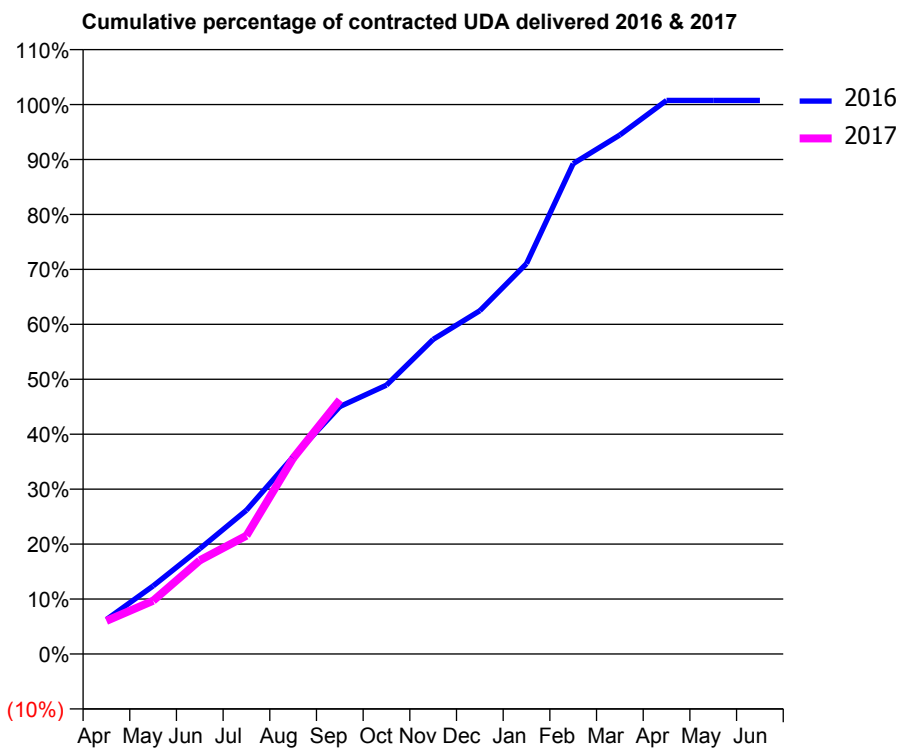
16/17 Contracted general activity (UDA)	1,226
Carry forward general activity (UDA)	-9
16/17 Contracted orthodontic activity (UOA)	0
Carry forward orthodontic activity (UOA)	0
Baseline contract value	£31,075.85

### ACCESS\*

Patients seen in 24 months	Total	Change since previous quarter
Quarter ending September 2015	623	
Quarter ending December 2015	598	↓
Quarter ending March 2016	617	↑
Quarter ending June 2016	601	↓
Quarter ending September 2016	608	→
<b>Variance since September 2015</b>	<b>(2.4%)</b>	<b>↓</b>



### ACTIVITY



Month	Adjusted Scheduled Activity (UDA)	
	2016	2017
April	77	74
May	152	119
June	235	209
July	321	264
August	440	437
September	552	567
October	600	
November	702	
December	766	
January	871	
February	1,094	
March	1,158	
April	1,235	
May	1,235	
June	1,235	

### QUALITY

	Quantity	Base Number	Contract	AT	Region	England
% of FP17s for the same patient ID Re-attending within 3 months - Children	6	233	2.6%	11.9%	11.8%	12.4%
% of FP17s for the same patient ID Re-attending within 3 months - Adults	5	132	3.8%	15.8%	16.6%	16.7%
% of FP17s for the same patient ID Re-attending between 3 & 9 months - Children	116	233	49.8%	57.1%	60.2%	57.4%
% of FP17s for the same patient ID Re-attending between 3 & 9 months - Adults	48	132	36.4%	48.6%	52.0%	50.5%
% of FP17s for Band 1 Urgent Courses	0	326	0.0%	9.6%	9.4%	9.1%
% of FP17s Relating to Free Repair or Replacements	0	326	0.0%	0.7%	0.7%	0.8%
% of FP17s Relating to Continuations	2	326	0.6%	0.9%	1.2%	1.3%
% of Patients satisfied with the dentistry they have received	1	1	N/A	93.3%	93.6%	93.2%
% of Patients satisfied with the time they had to wait for an appointment	1	1	N/A	89.2%	89.1%	89.0%

\* This is based on patients treated on this contract for their most recent course of treatment. Figures in italics indicate the base number of FP17s or Patient Questionnaire responses are less than 100. N/A is shown where the base number of responses is less than 10 during the period. % is calculated as Quantity/Base number\*100

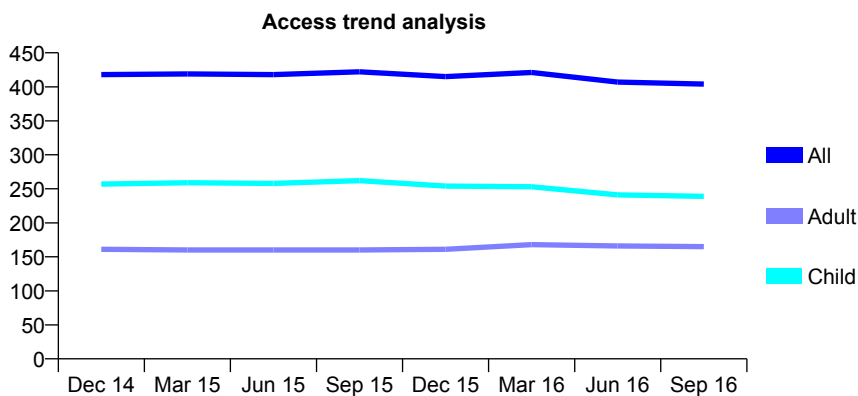
## Q69 - Vital Signs At a Glance Contract Report for 631582/0001 - September 2016

Name or company name	MR NM GOLDSMITH
Contract type name	GDS Contract
Purpose of contract	General
Contract start date	01/04/2006
Contract end date	

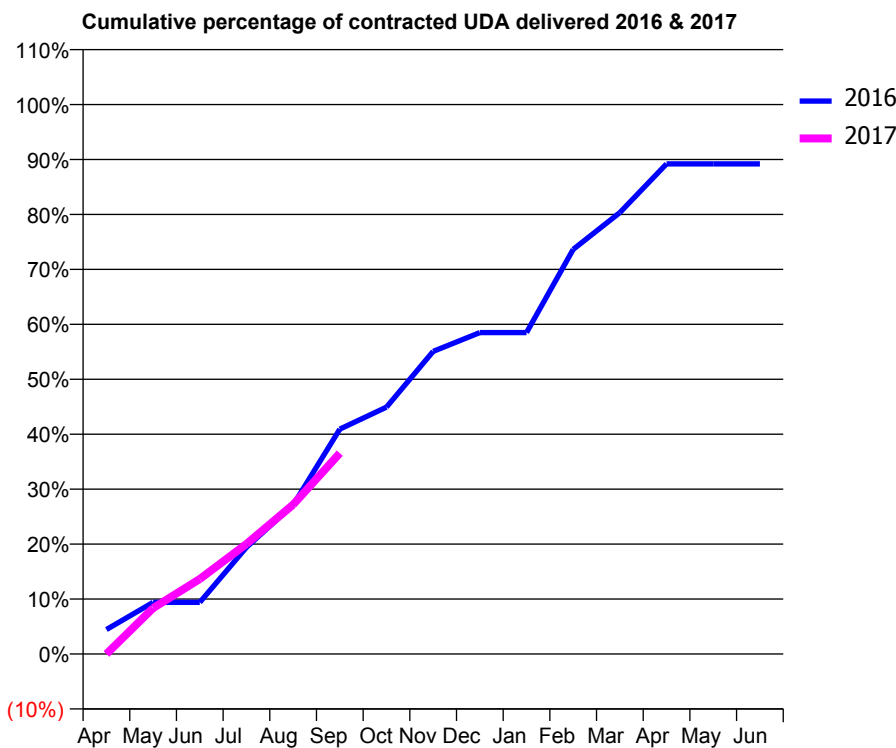
16/17 Contracted general activity (UDA)	758
Carry forward general activity (UDA)	0
16/17 Contracted orthodontic activity (UOA)	0
Carry forward orthodontic activity (UOA)	0
Baseline contract value	£20,642.33

### ACCESS\*

Patients seen in 24 months	Total	Change since previous quarter
Quarter ending September 2015	422	
Quarter ending December 2015	415	↓
Quarter ending March 2016	421	→
Quarter ending June 2016	407	↓
Quarter ending September 2016	404	→
<b>Variance since September 2015</b>	<b>(4.3%)</b>	<b>↓</b>



### ACTIVITY



Adjusted Scheduled Activity (UDA)		
Month	2016	2017
April	38	0
May	80	63
June	80	103
July	165	152
August	231	206
September	348	277
October	382	
November	468	
December	497	
January	497	
February	626	
March	683	
April	758	
May	758	
June	758	

### QUALITY

	Quantity	Base Number	Contract	AT	Region	England
% of FP17s for the same patient ID Re-attending within 3 months - Children	10	180	5.6%	11.9%	11.8%	12.4%
% of FP17s for the same patient ID Re-attending within 3 months - Adults	4	94	4.3%	15.8%	16.6%	16.7%
% of FP17s for the same patient ID Re-attending between 3 & 9 months - Children	129	180	71.7%	57.1%	60.2%	57.4%
% of FP17s for the same patient ID Re-attending between 3 & 9 months - Adults	49	94	52.1%	48.6%	52.0%	50.5%
% of FP17s for Band 1 Urgent Courses	11	221	5.0%	9.6%	9.4%	9.1%
% of FP17s Relating to Free Repair or Replacements	0	221	0.0%	0.7%	0.7%	0.8%
% of FP17s Relating to Continuations	0	221	0.0%	0.9%	1.2%	1.3%
% of Patients satisfied with the dentistry they have received	0	0	N/A	93.3%	93.6%	93.2%
% of Patients satisfied with the time they had to wait for an appointment	0	0	N/A	89.2%	89.1%	89.0%

\* This is based on patients treated on this contract for their most recent course of treatment. Figures in italics indicate the base number of FP17s or Patient Questionnaire responses are less than 100. N/A is shown where the base number of responses is less than 10 during the period. % is calculated as Quantity/Base number\*100

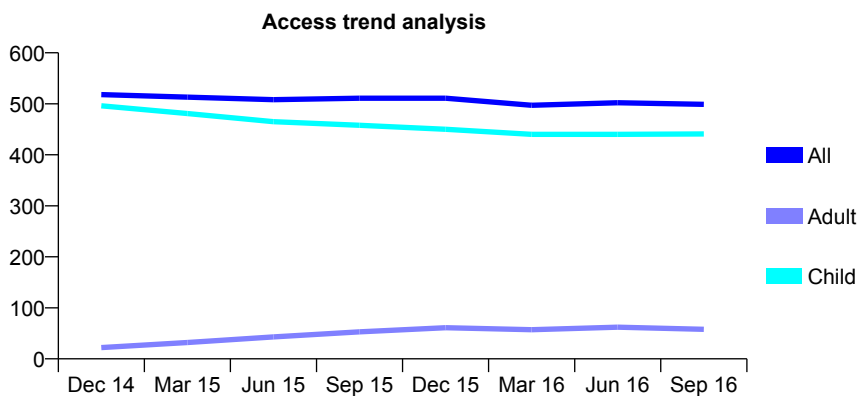
## Q69 - Vital Signs At a Glance Contract Report for 632635/0001 - September 2016

Name or company name	MR GJ BLANCHARD
Contract type name	GDS Contract
Purpose of contract	General
Contract start date	04/11/2006
Contract end date	

16/17 Contracted general activity (UDA)	846
Carry forward general activity (UDA)	-3
16/17 Contracted orthodontic activity (UOA)	0
Carry forward orthodontic activity (UOA)	0
Baseline contract value	£15,257.00

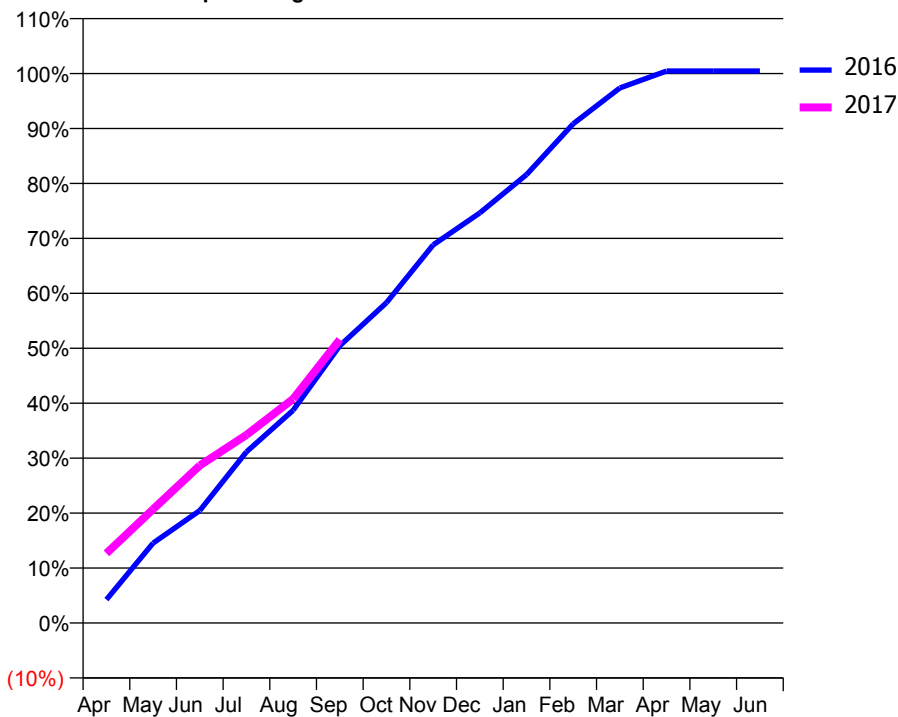
### ACCESS\*

Patients seen in 24 months	Total	Change since previous quarter
Quarter ending September 2015	511	
Quarter ending December 2015	511	→
Quarter ending March 2016	497	↓
Quarter ending June 2016	502	→
Quarter ending September 2016	499	→
<b>Variance since September 2015</b>	<b>(2.3%)</b>	<b>↓</b>



### ACTIVITY

Cumulative percentage of contracted UDA delivered 2016 & 2017



Month	Adjusted Scheduled Activity (UDA)	
	2016	2017
April	36	107
May	123	175
June	173	243
July	263	290
August	328	345
September	427	436
October	493	
November	582	
December	631	
January	690	
February	769	
March	824	
April	850	
May	850	
June	850	

### QUALITY

	Quantity	Base Number	Contract	AT	Region	England
% of FP17s for the same patient ID Re-attending within 3 months - Children	19	351	5.4%	11.9%	11.8%	12.4%
% of FP17s for the same patient ID Re-attending within 3 months - Adults	0	13	0.0%	15.8%	16.6%	16.7%
% of FP17s for the same patient ID Re-attending between 3 & 9 months - Children	175	351	49.9%	57.1%	60.2%	57.4%
% of FP17s for the same patient ID Re-attending between 3 & 9 months - Adults	10	13	76.9%	48.6%	52.0%	50.5%
% of FP17s for Band 1 Urgent Courses	7	346	2.0%	9.6%	9.4%	9.1%
% of FP17s Relating to Free Repair or Replacements	0	346	0.0%	0.7%	0.7%	0.8%
% of FP17s Relating to Continuations	0	346	0.0%	0.9%	1.2%	1.3%
% of Patients satisfied with the dentistry they have received	0	0	N/A	93.3%	93.6%	93.2%
% of Patients satisfied with the time they had to wait for an appointment	0	0	N/A	89.2%	89.1%	89.0%

\* This is based on patients treated on this contract for their most recent course of treatment. Figures in italics indicate the base number of FP17s or Patient Questionnaire responses are less than 100. N/A is shown where the base number of responses is less than 10 during the period. % is calculated as Quantity/Base number\*100

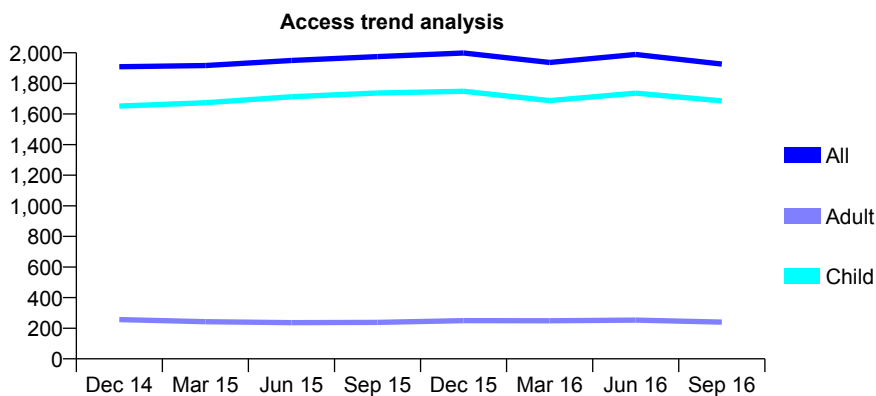
## Q69 - Vital Signs At a Glance Contract Report for 641464/0004 - September 2016

Name or company name	MR RJ DENVILLE
Contract type name	GDS Contract
Purpose of contract	General
Contract start date	02/06/2012
Contract end date	

16/17 Contracted general activity (UDA)	4,414
Carry forward general activity (UDA)	-44
16/17 Contracted orthodontic activity (UOA)	0
Carry forward orthodontic activity (UOA)	0
Baseline contract value	£97,660.44

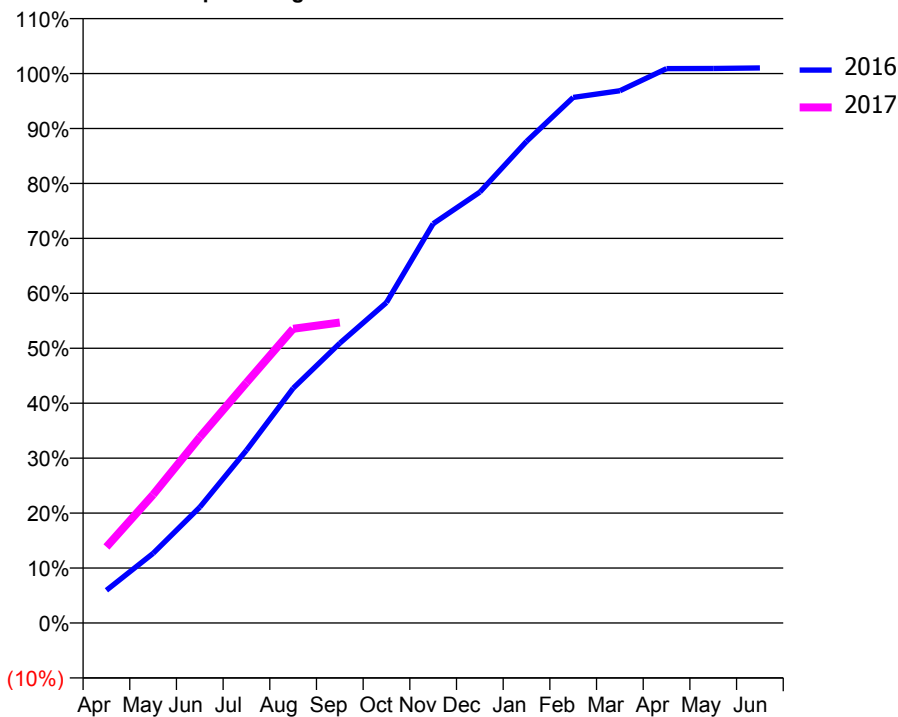
### ACCESS\*

Patients seen in 24 months	Total	Change since previous quarter
Quarter ending September 2015	1,975	
Quarter ending December 2015	1,999	→
Quarter ending March 2016	1,937	↓
Quarter ending June 2016	1,989	↑
Quarter ending September 2016	1,926	↓
<b>Variance since September 2015</b>	<b>(2.5%)</b>	<b>↓</b>



### ACTIVITY

Cumulative percentage of contracted UDA delivered 2016 & 2017



Adjusted Scheduled Activity (UDA)

Month	2016	2017
April	263	611
May	560	1,031
June	930	1,492
July	1,388	1,930
August	1,886	2,363
September	2,247	2,413
October	2,574	
November	3,208	
December	3,461	
January	3,868	
February	4,222	
March	4,275	
April	4,454	
May	4,455	
June	4,459	

### QUALITY

	Quantity	Base Number	Contract	AT	Region	England
% of FP17s for the same patient ID Re-attending within 3 months - Children	93	1,400	6.6%	11.9%	11.8%	12.4%
% of FP17s for the same patient ID Re-attending within 3 months - Adults	4	70	5.7%	15.8%	16.6%	16.7%
% of FP17s for the same patient ID Re-attending between 3 & 9 months - Children	864	1,400	61.7%	57.1%	60.2%	57.4%
% of FP17s for the same patient ID Re-attending between 3 & 9 months - Adults	43	70	61.4%	48.6%	52.0%	50.5%
% of FP17s for Band 1 Urgent Courses	52	1,376	3.8%	9.6%	9.4%	9.1%
% of FP17s Relating to Free Repair or Replacements	0	1,376	0.0%	0.7%	0.7%	0.8%
% of FP17s Relating to Continuations	0	1,376	0.0%	0.9%	1.2%	1.3%
% of Patients satisfied with the dentistry they have received	1	1	N/A	93.3%	93.6%	93.2%
% of Patients satisfied with the time they had to wait for an appointment	1	1	N/A	89.2%	89.1%	89.0%

\* This is based on patients treated on this contract for their most recent course of treatment. Figures in italics indicate the base number of FP17s or Patient Questionnaire responses are less than 100. N/A is shown where the base number of responses is less than 10 during the period. % is calculated as Quantity/Base number\*100



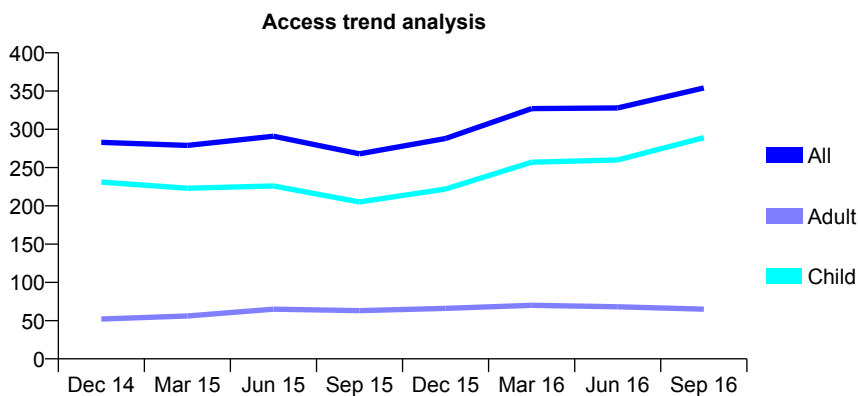
## Q69 - Vital Signs At a Glance Contract Report for 642215/0001 - September 2016

Name or company name	MISS EH NICHOLS
Contract type name	GDS Contract
Purpose of contract	General
Contract start date	01/04/2006
Contract end date	

16/17 Contracted general activity (UDA)	500
Carry forward general activity (UDA)	-10
16/17 Contracted orthodontic activity (UOA)	0
Carry forward orthodontic activity (UOA)	0
Baseline contract value	£11,559.30

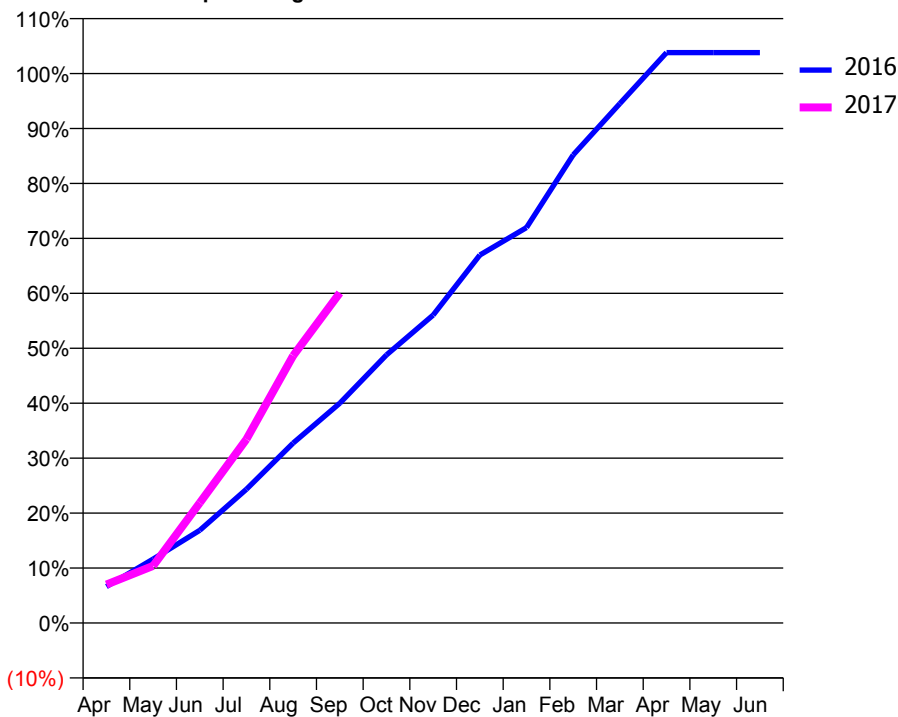
### ACCESS\*

Patients seen in 24 months	Total	Change since previous quarter
Quarter ending September 2015	268	
Quarter ending December 2015	288	↑
Quarter ending March 2016	327	↑
Quarter ending June 2016	328	→
Quarter ending September 2016	354	↑
<b>Variance since September 2015</b>	<b>32.1%</b>	<b>↑</b>



### ACTIVITY

Cumulative percentage of contracted UDA delivered 2016 & 2017



Month	Adjusted Scheduled Activity (UDA)	
	2016	2017
April	33	35
May	58	52
June	84	109
July	122	167
August	164	243
September	200	300
October	244	
November	280	
December	335	
January	360	
February	426	
March	473	
April	519	
May	519	
June	519	

### QUALITY

	Quantity	Base Number	Contract	AT	Region	England
% of FP17s for the same patient ID Re-attending within 3 months - Children	13	243	5.3%	11.9%	11.8%	12.4%
% of FP17s for the same patient ID Re-attending within 3 months - Adults	0	22	0.0%	15.8%	16.6%	16.7%
% of FP17s for the same patient ID Re-attending between 3 & 9 months - Children	115	243	47.3%	57.1%	60.2%	57.4%
% of FP17s for the same patient ID Re-attending between 3 & 9 months - Adults	10	22	45.5%	48.6%	52.0%	50.5%
% of FP17s for Band 1 Urgent Courses	7	229	3.1%	9.6%	9.4%	9.1%
% of FP17s Relating to Free Repair or Replacements	0	229	0.0%	0.7%	0.7%	0.8%
% of FP17s Relating to Continuations	6	229	2.6%	0.9%	1.2%	1.3%
% of Patients satisfied with the dentistry they have received	0	0	N/A	93.3%	93.6%	93.2%
% of Patients satisfied with the time they had to wait for an appointment	0	0	N/A	89.2%	89.1%	89.0%

\* This is based on patients treated on this contract for their most recent course of treatment. Figures in italics indicate the base number of FP17s or Patient Questionnaire responses are less than 100. N/A is shown where the base number of responses is less than 10 during the period. % is calculated as Quantity/Base number\*100

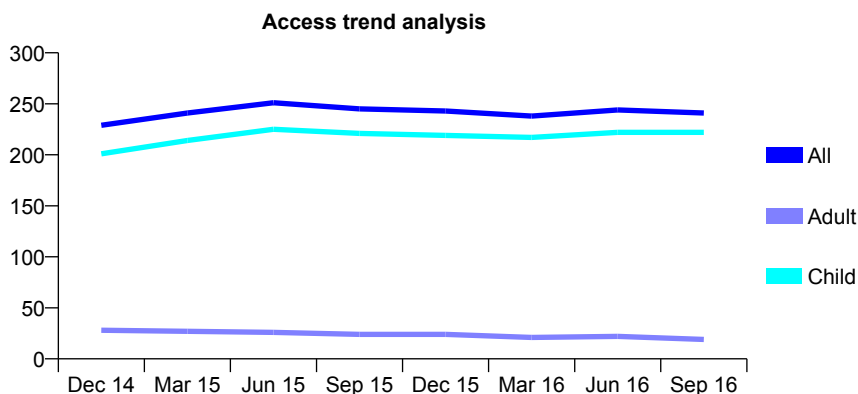
## Q69 - Vital Signs At a Glance Contract Report for 644188/0001 - September 2016

Name or company name	MR PC CHEN
Contract type name	GDS Contract
Purpose of contract	General
Contract start date	01/04/2006
Contract end date	

16/17 Contracted general activity (UDA)	381
Carry forward general activity (UDA)	0
16/17 Contracted orthodontic activity (UOA)	0
Carry forward orthodontic activity (UOA)	0
Baseline contract value	£9,008.50

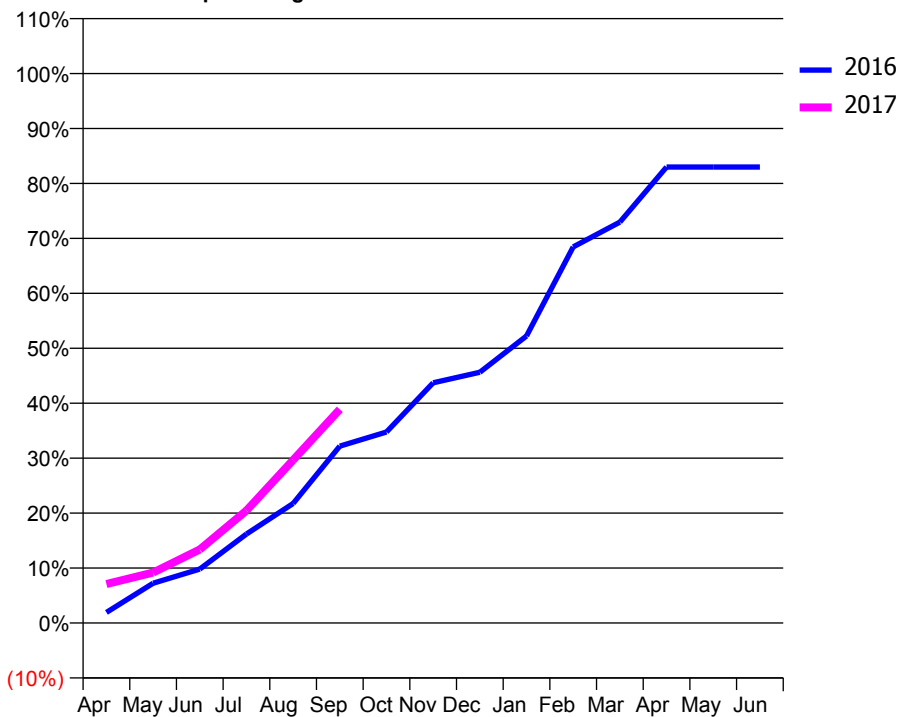
### ACCESS\*

Patients seen in 24 months	Total	Change since previous quarter
Quarter ending September 2015	245	
Quarter ending December 2015	243	→
Quarter ending March 2016	238	↓
Quarter ending June 2016	244	↑
Quarter ending September 2016	241	↓
<b>Variance since September 2015</b>	<b>(1.6%)</b>	<b>↓</b>



### ACTIVITY

Cumulative percentage of contracted UDA delivered 2016 & 2017



Adjusted Scheduled Activity (UDA)

Month	2016	2017
April	9	27
May	34	35
June	46	51
July	76	78
August	102	113
September	151	148
October	163	
November	205	
December	214	
January	245	
February	321	
March	342	
April	389	
May	389	
June	389	

### QUALITY

	Quantity	Base Number	Contract	AT	Region	England
% of FP17s for the same patient ID Re-attending within 3 months - Children	6	153	3.9%	11.9%	11.8%	12.4%
% of FP17s for the same patient ID Re-attending within 3 months - Adults	0	0	N/A	15.8%	16.6%	16.7%
% of FP17s for the same patient ID Re-attending between 3 & 9 months - Children	95	153	62.1%	57.1%	60.2%	57.4%
% of FP17s for the same patient ID Re-attending between 3 & 9 months - Adults	0	0	N/A	48.6%	52.0%	50.5%
% of FP17s for Band 1 Urgent Courses	1	126	0.8%	9.6%	9.4%	9.1%
% of FP17s Relating to Free Repair or Replacements	0	126	0.0%	0.7%	0.7%	0.8%
% of FP17s Relating to Continuations	0	126	0.0%	0.9%	1.2%	1.3%
% of Patients satisfied with the dentistry they have received	0	0	N/A	93.3%	93.6%	93.2%
% of Patients satisfied with the time they had to wait for an appointment	0	0	N/A	89.2%	89.1%	89.0%

\* This is based on patients treated on this contract for their most recent course of treatment. Figures in italics indicate the base number of FP17s or Patient Questionnaire responses are less than 100. N/A is shown where the base number of responses is less than 10 during the period. % is calculated as Quantity/Base number\*100

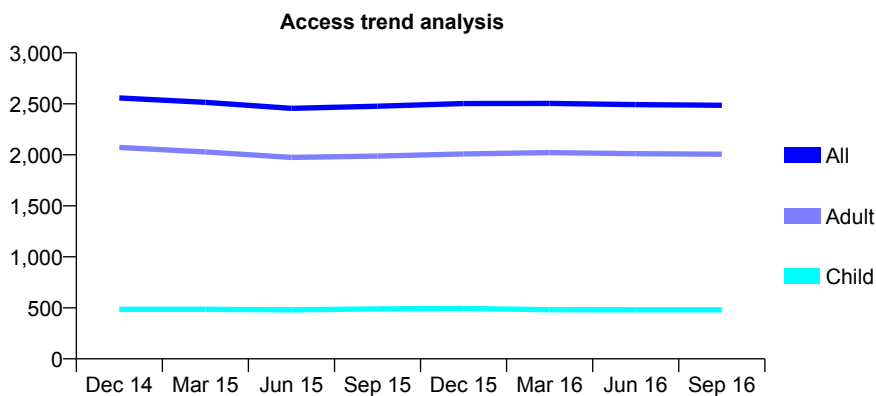
## Q69 - Vital Signs At a Glance Contract Report for 648744/0001 - September 2016

Name or company name	MR NV BADIANI
Contract type name	GDS Contract
Purpose of contract	General
Contract start date	01/04/2006
Contract end date	

16/17 Contracted general activity (UDA)	5,082
Carry forward general activity (UDA)	0
16/17 Contracted orthodontic activity (UOA)	0
Carry forward orthodontic activity (UOA)	0
Baseline contract value	£123,622.93

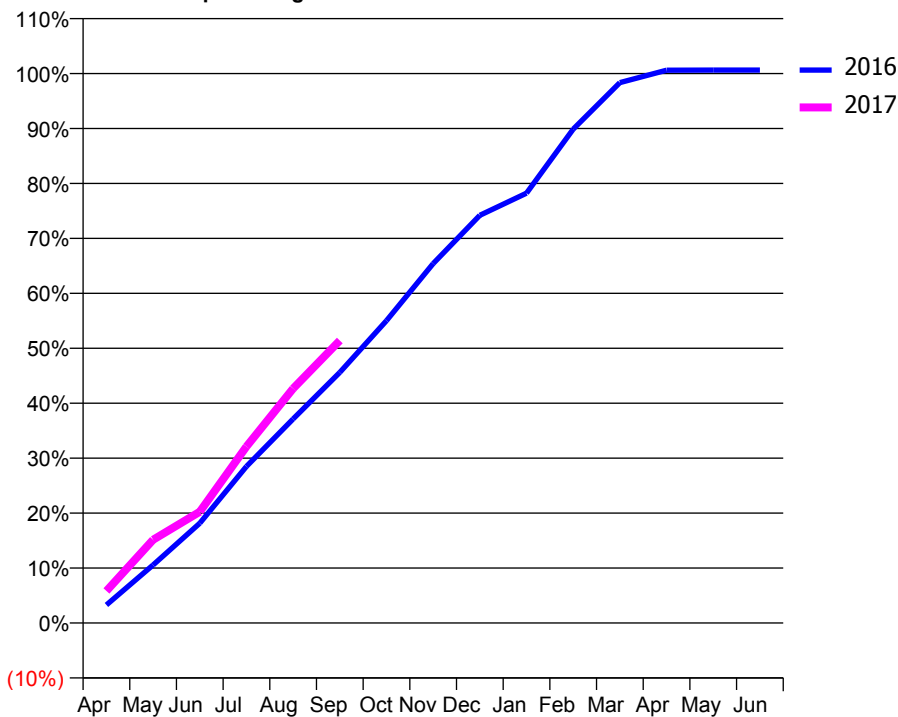
### ACCESS\*

Patients seen in 24 months	Total	Change since previous quarter
Quarter ending September 2015	2,476	
Quarter ending December 2015	2,502	→
Quarter ending March 2016	2,504	→
Quarter ending June 2016	2,492	→
Quarter ending September 2016	2,486	→
<b>Variance since September 2015</b>	<b>0.4%</b>	<b>→</b>



### ACTIVITY

Cumulative percentage of contracted UDA delivered 2016 & 2017



Month	Adjusted Scheduled Activity (UDA)	
	2016	2017
April	174	297
May	557	770
June	957	1,029
July	1,503	1,632
August	1,957	2,169
September	2,404	2,613
October	2,901	
November	3,448	
December	3,910	
January	4,124	
February	4,737	
March	5,183	
April	5,303	
May	5,304	
June	5,304	

### QUALITY

	Quantity	Base Number	Contract	AT	Region	England
% of FP17s for the same patient ID Re-attending within 3 months - Children	20	345	5.8%	11.9%	11.8%	12.4%
% of FP17s for the same patient ID Re-attending within 3 months - Adults	148	1,305	11.3%	15.8%	16.6%	16.7%
% of FP17s for the same patient ID Re-attending between 3 & 9 months - Children	209	345	60.6%	57.1%	60.2%	57.4%
% of FP17s for the same patient ID Re-attending between 3 & 9 months - Adults	573	1,305	43.9%	48.6%	52.0%	50.5%
% of FP17s for Band 1 Urgent Courses	219	1,566	14.0%	9.6%	9.4%	9.1%
% of FP17s Relating to Free Repair or Replacements	0	1,566	0.0%	0.7%	0.7%	0.8%
% of FP17s Relating to Continuations	2	1,566	0.1%	0.9%	1.2%	1.3%
% of Patients satisfied with the dentistry they have received	2	2	N/A	93.3%	93.6%	93.2%
% of Patients satisfied with the time they had to wait for an appointment	2	2	N/A	89.2%	89.1%	89.0%

\* This is based on patients treated on this contract for their most recent course of treatment. Figures in italics indicate the base number of FP17s or Patient Questionnaire responses are less than 100. N/A is shown where the base number of responses is less than 10 during the period. % is calculated as Quantity/Base number\*100

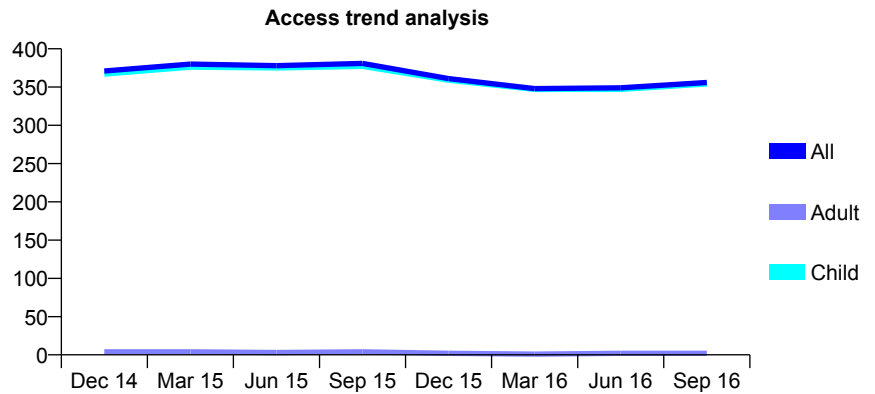
## Q69 - Vital Signs At a Glance Contract Report for 649988/0001 - September 2016

Name or company name	MISS SE MACGILLIVRAY
Contract type name	GDS Contract
Purpose of contract	General
Contract start date	01/04/2006
Contract end date	

16/17 Contracted general activity (UDA)	550
Carry forward general activity (UDA)	-11
16/17 Contracted orthodontic activity (UOA)	0
Carry forward orthodontic activity (UOA)	0
Baseline contract value	£12,951.20

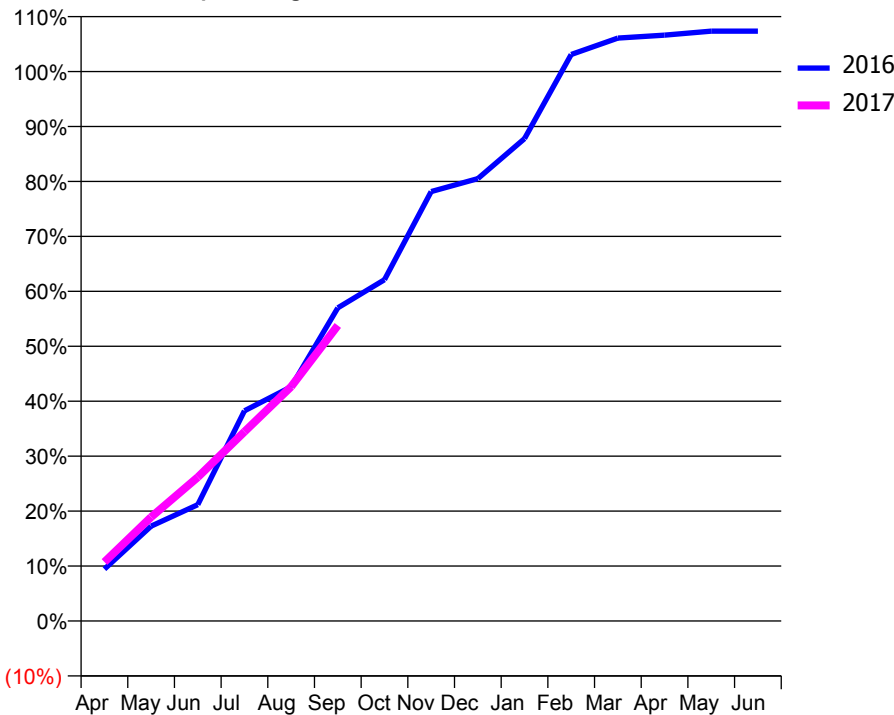
### ACCESS\*

Patients seen in 24 months	Total	Change since previous quarter
Quarter ending September 2015	381	
Quarter ending December 2015	361	↓
Quarter ending March 2016	348	↓
Quarter ending June 2016	349	→
Quarter ending September 2016	356	↑
<b>Variance since September 2015</b>	<b>(6.6%)</b>	<b>↓</b>



### ACTIVITY

Cumulative percentage of contracted UDA delivered 2016 & 2017



Month	Adjusted Scheduled Activity (UDA)	
	2016	2017
April	52	59
May	95	104
June	116	144
July	210	189
August	234	235
September	313	296
October	342	
November	430	
December	443	
January	483	
February	567	
March	583	
April	586	
May	590	
June	590	

### QUALITY

	Quantity	Base Number	Contract	AT	Region	England
% of FP17s for the same patient ID Re-attending within 3 months - Children	14	249	5.6%	11.9%	11.8%	12.4%
% of FP17s for the same patient ID Re-attending within 3 months - Adults	0	1	0.0%	15.8%	16.6%	16.7%
% of FP17s for the same patient ID Re-attending between 3 & 9 months - Children	150	249	60.2%	57.1%	60.2%	57.4%
% of FP17s for the same patient ID Re-attending between 3 & 9 months - Adults	0	1	0.0%	48.6%	52.0%	50.5%
% of FP17s for Band 1 Urgent Courses	4	242	1.7%	9.6%	9.4%	9.1%
% of FP17s Relating to Free Repair or Replacements	0	242	0.0%	0.7%	0.7%	0.8%
% of FP17s Relating to Continuations	0	242	0.0%	0.9%	1.2%	1.3%
% of Patients satisfied with the dentistry they have received	0	0	N/A	93.3%	93.6%	93.2%
% of Patients satisfied with the time they had to wait for an appointment	0	0	N/A	89.2%	89.1%	89.0%

\* This is based on patients treated on this contract for their most recent course of treatment. Figures in italics indicate the base number of FP17s or Patient Questionnaire responses are less than 100. N/A is shown where the base number of responses is less than 10 during the period. % is calculated as Quantity/Base number\*100

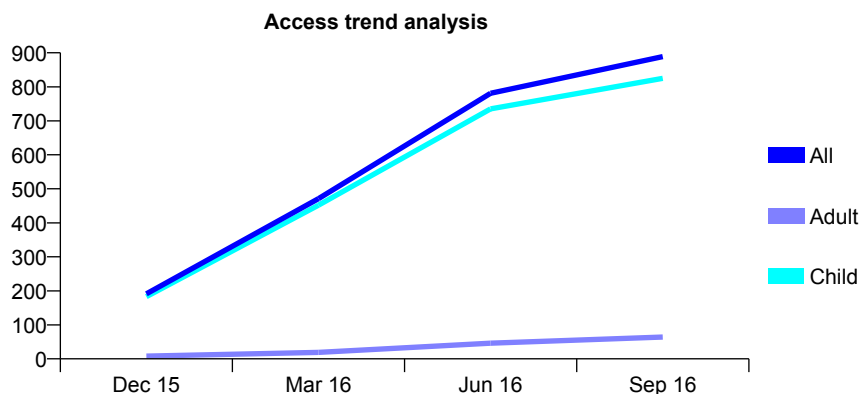
## Q69 - Vital Signs At a Glance Contract Report for 660361/0002 - September 2016

Name or company name	MRS SK RAJANI
Contract type name	GDS Contract
Purpose of contract	General
Contract start date	01/09/2015
Contract end date	

16/17 Contracted general activity (UDA)	1,803
Carry forward general activity (UDA)	0
16/17 Contracted orthodontic activity (UOA)	0
Carry forward orthodontic activity (UOA)	0
Baseline contract value	£36,055.09

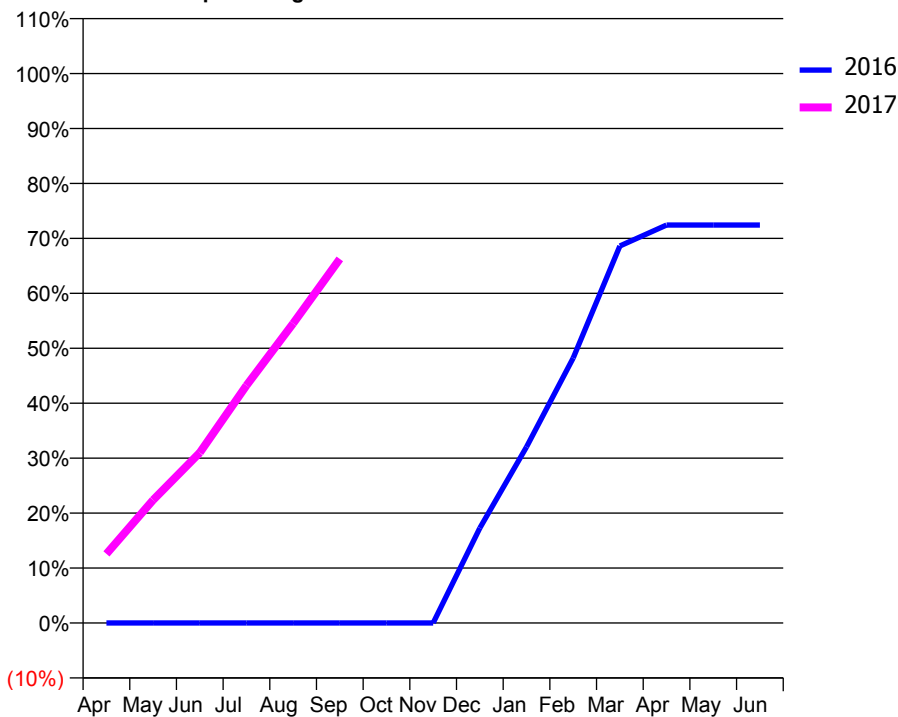
### ACCESS\*

Patients seen in 24 months	Total	Change since previous quarter
Quarter ending September 2015	0	
Quarter ending December 2015	191	↑
Quarter ending March 2016	471	↑
Quarter ending June 2016	781	↑
Quarter ending September 2016	889	↑
<b>Variance since September 2015</b>	N/A	



### ACTIVITY

Cumulative percentage of contracted UDA delivered 2016 & 2017



Month	Adjusted Scheduled Activity (UDA)	
	2016	2017
April	0	227
May	0	404
June	0	559
July	0	780
August	0	983
September	0	1,195
October	0	
November	0	
December	182	
January	337	
February	507	
March	722	
April	762	
May	762	
June	762	

### QUALITY

	Quantity	Base Number	Contract	AT	Region	England
% of FP17s for the same patient ID Re-attending within 3 months - Children	57	747	7.6%	11.9%	11.8%	12.4%
% of FP17s for the same patient ID Re-attending within 3 months - Adults	1	31	3.2%	15.8%	16.6%	16.7%
% of FP17s for the same patient ID Re-attending between 3 & 9 months - Children	246	747	32.9%	57.1%	60.2%	57.4%
% of FP17s for the same patient ID Re-attending between 3 & 9 months - Adults	7	31	22.6%	48.6%	52.0%	50.5%
% of FP17s for Band 1 Urgent Courses	19	750	2.5%	9.6%	9.4%	9.1%
% of FP17s Relating to Free Repair or Replacements	0	750	0.0%	0.7%	0.7%	0.8%
% of FP17s Relating to Continuations	9	750	1.2%	0.9%	1.2%	1.3%
% of Patients satisfied with the dentistry they have received	1	1	N/A	93.3%	93.6%	93.2%
% of Patients satisfied with the time they had to wait for an appointment	1	1	N/A	89.2%	89.1%	89.0%

\* This is based on patients treated on this contract for their most recent course of treatment. Figures in italics indicate the base number of FP17s or Patient Questionnaire responses are less than 100. N/A is shown where the base number of responses is less than 10 during the period. % is calculated as Quantity/Base number\*100

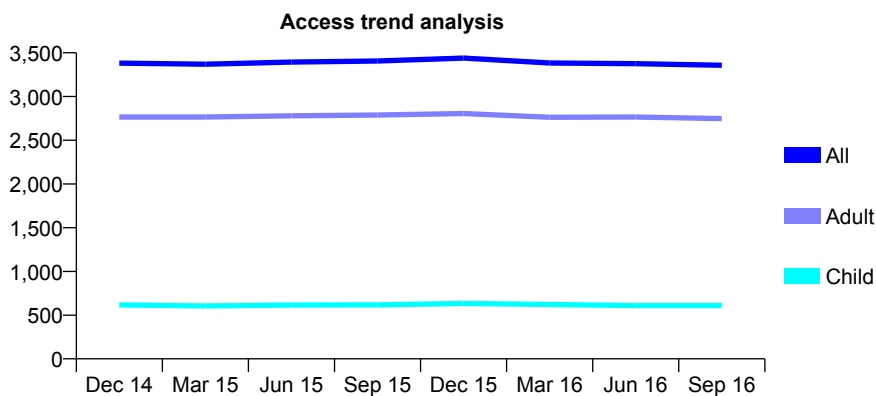
## Q69 - Vital Signs At a Glance Contract Report for 673927/0001 - September 2016

Name or company name	MR DG DUGGAN
Contract type name	GDS Contract
Purpose of contract	General
Contract start date	01/04/2006
Contract end date	

16/17 Contracted general activity (UDA)	11,284
Carry forward general activity (UDA)	0
16/17 Contracted orthodontic activity (UOA)	0
Carry forward orthodontic activity (UOA)	0
Baseline contract value	£266,802.71

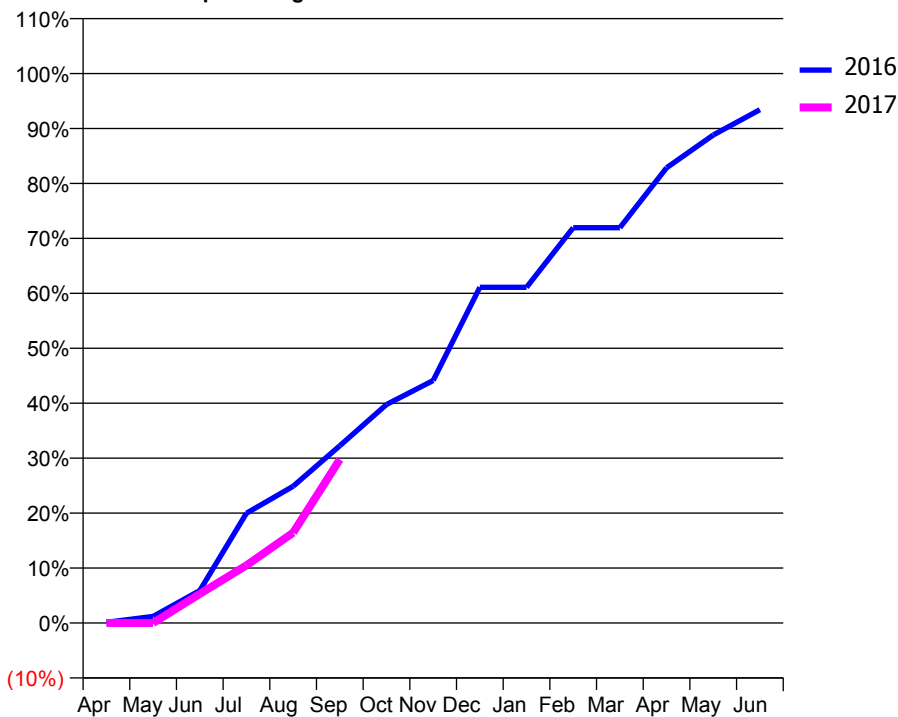
### ACCESS\*

Patients seen in 24 months	Total	Change since previous quarter
Quarter ending September 2015	3,406	
Quarter ending December 2015	3,440	→
Quarter ending March 2016	3,383	↓
Quarter ending June 2016	3,376	→
Quarter ending September 2016	3,358	→
<b>Variance since September 2015</b>	<b>(1.4%)</b>	<b>↓</b>



### ACTIVITY

Cumulative percentage of contracted UDA delivered 2016 & 2017



Month	Adjusted Scheduled Activity (UDA)	
	2016	2017
April	15	0
May	135	0
June	668	598
July	2,255	1,183
August	2,808	1,855
September	3,640	3,357
October	4,488	
November	4,979	
December	6,894	
January	6,894	
February	8,119	
March	8,119	
April	9,347	
May	10,021	
June	10,541	

### QUALITY

	Quantity	Base Number	Contract	AT	Region	England
% of FP17s for the same patient ID Re-attending within 3 months - Children	42	589	7.1%	11.9%	11.8%	12.4%
% of FP17s for the same patient ID Re-attending within 3 months - Adults	340	2,493	13.6%	15.8%	16.6%	16.7%
% of FP17s for the same patient ID Re-attending between 3 & 9 months - Children	404	589	68.6%	57.1%	60.2%	57.4%
% of FP17s for the same patient ID Re-attending between 3 & 9 months - Adults	1,713	2,493	68.7%	48.6%	52.0%	50.5%
% of FP17s for Band 1 Urgent Courses	92	1,840	5.0%	9.6%	9.4%	9.1%
% of FP17s Relating to Free Repair or Replacements	5	1,840	0.3%	0.7%	0.7%	0.8%
% of FP17s Relating to Continuations	42	1,840	2.3%	0.9%	1.2%	1.3%
% of Patients satisfied with the dentistry they have received	1	1	N/A	93.3%	93.6%	93.2%
% of Patients satisfied with the time they had to wait for an appointment	1	1	N/A	89.2%	89.1%	89.0%

\* This is based on patients treated on this contract for their most recent course of treatment. Figures in italics indicate the base number of FP17s or Patient Questionnaire responses are less than 100. N/A is shown where the base number of responses is less than 10 during the period. % is calculated as Quantity/Base number\*100

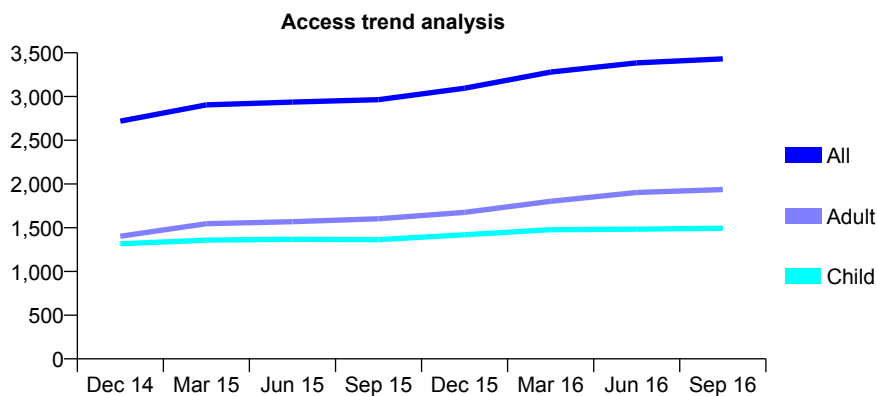
## Q69 - Vital Signs At a Glance Contract Report for 678279/0001 - September 2016

Name or company name	MR C WONG
Contract type name	GDS Contract
Purpose of contract	General
Contract start date	01/04/2006
Contract end date	

16/17 Contracted general activity (UDA)	9,000
Carry forward general activity (UDA)	0
16/17 Contracted orthodontic activity (UOA)	0
Carry forward orthodontic activity (UOA)	0
Baseline contract value	£231,419.02

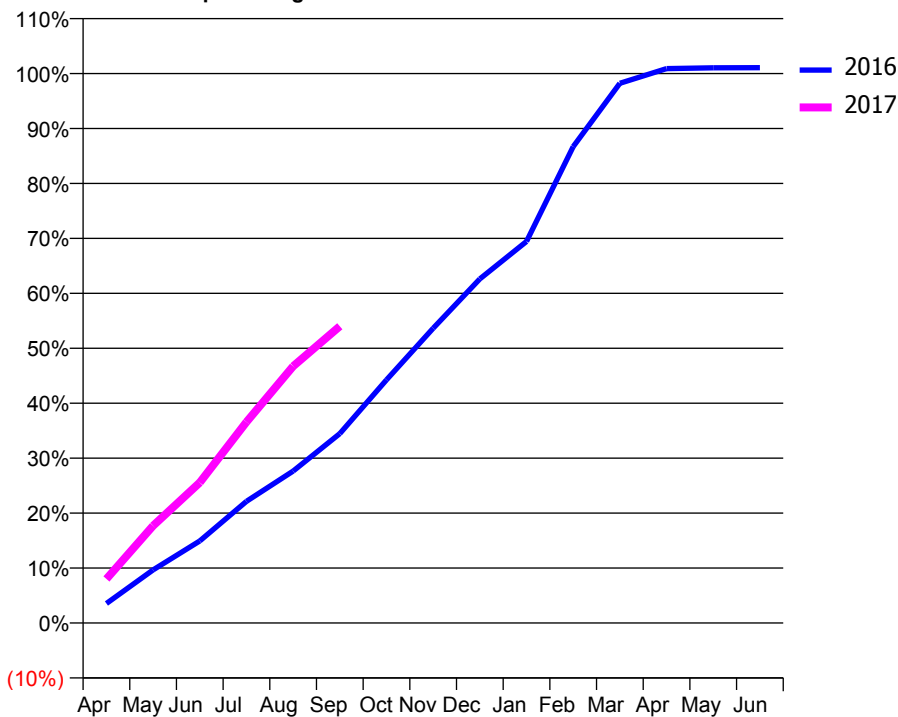
### ACCESS\*

Patients seen in 24 months	Total	Change since previous quarter
Quarter ending September 2015	2,964	
Quarter ending December 2015	3,095	↑
Quarter ending March 2016	3,279	↑
Quarter ending June 2016	3,385	↑
Quarter ending September 2016	3,430	→
<b>Variance since September 2015</b>	<b>15.7%</b>	<b>↑</b>



### ACTIVITY

Cumulative percentage of contracted UDA delivered 2016 & 2017



Adjusted Scheduled Activity (UDA)

Month	2016	2017
April	319	722
May	871	1,594
June	1,344	2,301
July	1,994	3,293
August	2,488	4,205
September	3,103	4,860
October	3,983	
November	4,827	
December	5,636	
January	6,250	
February	7,802	
March	8,840	
April	9,079	
May	9,093	
June	9,096	

### QUALITY

	Quantity	Base Number	Contract	AT	Region	England
% of FP17s for the same patient ID Re-attending within 3 months - Children	54	1,078	5.0%	11.9%	11.8%	12.4%
% of FP17s for the same patient ID Re-attending within 3 months - Adults	173	1,184	14.6%	15.8%	16.6%	16.7%
% of FP17s for the same patient ID Re-attending between 3 & 9 months - Children	688	1,078	63.8%	57.1%	60.2%	57.4%
% of FP17s for the same patient ID Re-attending between 3 & 9 months - Adults	573	1,184	48.4%	48.6%	52.0%	50.5%
% of FP17s for Band 1 Urgent Courses	125	2,088	6.0%	9.6%	9.4%	9.1%
% of FP17s Relating to Free Repair or Replacements	7	2,088	0.3%	0.7%	0.7%	0.8%
% of FP17s Relating to Continuations	39	2,088	1.9%	0.9%	1.2%	1.3%
% of Patients satisfied with the dentistry they have received	6	6	N/A	93.3%	93.6%	93.2%
% of Patients satisfied with the time they had to wait for an appointment	6	6	N/A	89.2%	89.1%	89.0%

\* This is based on patients treated on this contract for their most recent course of treatment. Figures in italics indicate the base number of FP17s or Patient Questionnaire responses are less than 100. N/A is shown where the base number of responses is less than 10 during the period. % is calculated as Quantity/Base number\*100



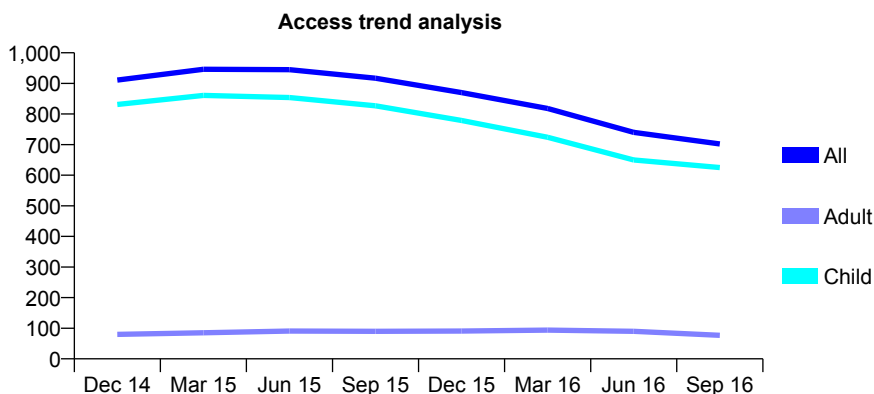
## Q69 - Vital Signs At a Glance Contract Report for 678600/0001 - September 2016

Name or company name	MISS CE MCCLELLAND
Contract type name	GDS Contract
Purpose of contract	General
Contract start date	01/04/2006
Contract end date	

16/17 Contracted general activity (UDA)	1,700
Carry forward general activity (UDA)	0
16/17 Contracted orthodontic activity (UOA)	0
Carry forward orthodontic activity (UOA)	0
Baseline contract value	£40,195.37

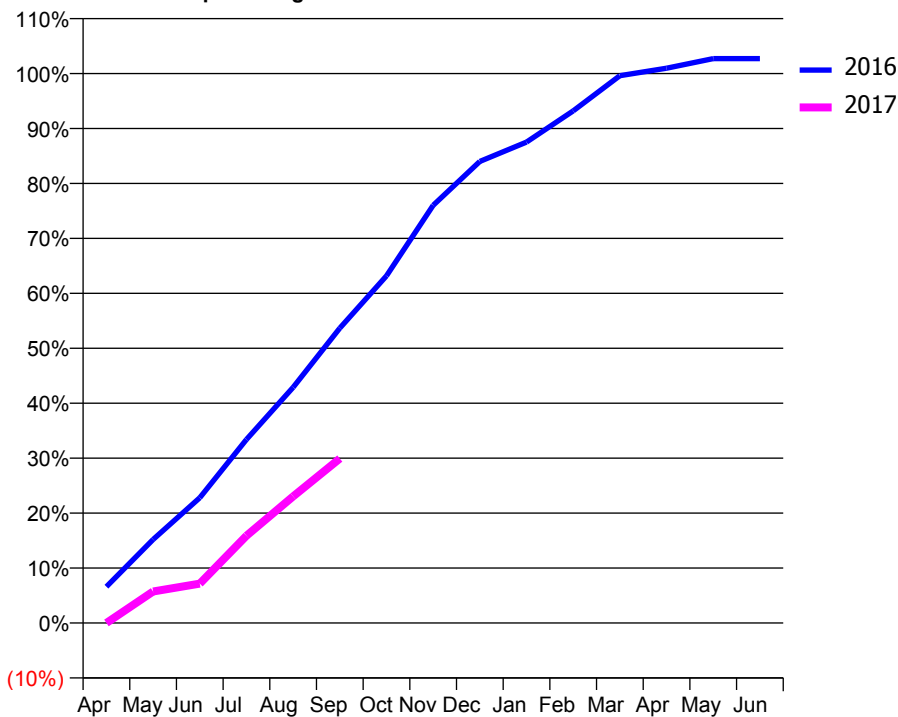
### ACCESS\*

Patients seen in 24 months	Total	Change since previous quarter
Quarter ending September 2015	917	
Quarter ending December 2015	870	↓
Quarter ending March 2016	818	↓
Quarter ending June 2016	740	↓
Quarter ending September 2016	702	↓
<b>Variance since September 2015</b>	<b>(23.4%)</b>	<b>↓</b>



### ACTIVITY

Cumulative percentage of contracted UDA delivered 2016 & 2017



Month	Adjusted Scheduled Activity (UDA)	
	2016	2017
April	112	0
May	259	98
June	388	122
July	568	270
August	729	392
September	912	509
October	1,074	
November	1,292	
December	1,428	
January	1,488	
February	1,584	
March	1,693	
April	1,716	
May	1,746	
June	1,746	

### QUALITY

	Quantity	Base Number	Contract	AT	Region	England
% of FP17s for the same patient ID Re-attending within 3 months - Children	49	368	13.3%	11.9%	11.8%	12.4%
% of FP17s for the same patient ID Re-attending within 3 months - Adults	0	7	0.0%	15.8%	16.6%	16.7%
% of FP17s for the same patient ID Re-attending between 3 & 9 months - Children	180	368	48.9%	57.1%	60.2%	57.4%
% of FP17s for the same patient ID Re-attending between 3 & 9 months - Adults	3	7	42.9%	48.6%	52.0%	50.5%
% of FP17s for Band 1 Urgent Courses	9	342	2.6%	9.6%	9.4%	9.1%
% of FP17s Relating to Free Repair or Replacements	0	342	0.0%	0.7%	0.7%	0.8%
% of FP17s Relating to Continuations	1	342	0.3%	0.9%	1.2%	1.3%
% of Patients satisfied with the dentistry they have received	0	0	N/A	93.3%	93.6%	93.2%
% of Patients satisfied with the time they had to wait for an appointment	0	0	N/A	89.2%	89.1%	89.0%

\* This is based on patients treated on this contract for their most recent course of treatment. Figures in italics indicate the base number of FP17s or Patient Questionnaire responses are less than 100. N/A is shown where the base number of responses is less than 10 during the period. % is calculated as Quantity/Base number\*100

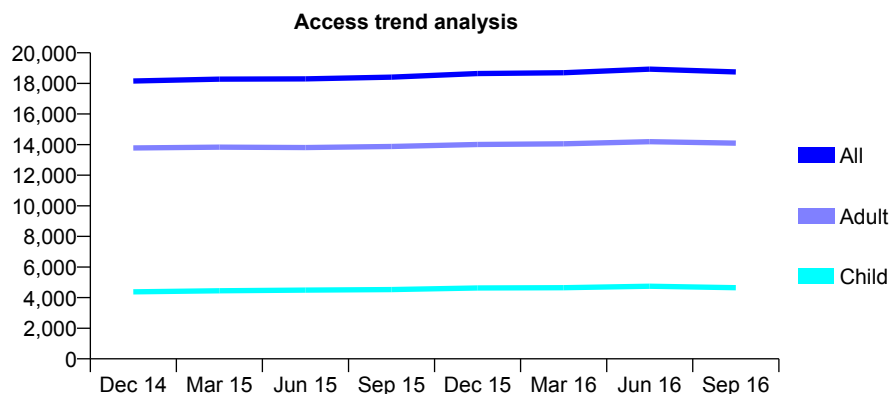
## Q69 - Vital Signs At a Glance Contract Report for 678732/0001 - September 2016

Name or company name	MR V MISTRY
Contract type name	GDS Contract
Purpose of contract	General
Contract start date	01/04/2006
Contract end date	

16/17 Contracted general activity (UDA)	40,260
Carry forward general activity (UDA)	-78
16/17 Contracted orthodontic activity (UOA)	0
Carry forward orthodontic activity (UOA)	0
Baseline contract value	£1,137,344.38

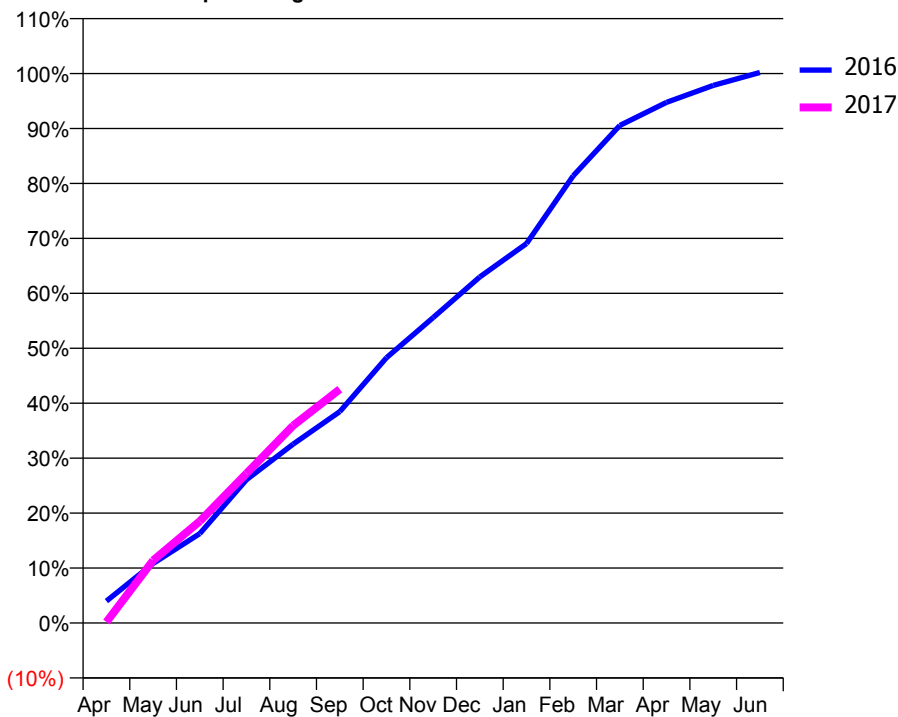
### ACCESS\*

Patients seen in 24 months	Total	Change since previous quarter
Quarter ending September 2015	18,410	
Quarter ending December 2015	18,642	→
Quarter ending March 2016	18,698	→
Quarter ending June 2016	18,932	→
Quarter ending September 2016	18,752	→
<b>Variance since September 2015</b>	<b>1.9%</b>	<b>→</b>



### ACTIVITY

Cumulative percentage of contracted UDA delivered 2016 & 2017



Month	Adjusted Scheduled Activity (UDA)	
	2016	2017
April	1,650	78
May	4,467	4,588
June	6,705	7,459
July	10,744	10,959
August	13,413	14,465
September	15,858	17,133
October	19,890	
November	22,900	
December	25,949	
January	28,454	
February	33,532	
March	37,315	
April	39,041	
May	40,308	
June	41,284	

### QUALITY

	Quantity	Base Number	Contract	AT	Region	England
% of FP17s for the same patient ID Re-attending within 3 months - Children	217	2,707	8.0%	11.9%	11.8%	12.4%
% of FP17s for the same patient ID Re-attending within 3 months - Adults	1,387	7,644	18.1%	15.8%	16.6%	16.7%
% of FP17s for the same patient ID Re-attending between 3 & 9 months - Children	1,110	2,707	41.0%	57.1%	60.2%	57.4%
% of FP17s for the same patient ID Re-attending between 3 & 9 months - Adults	2,505	7,644	32.8%	48.6%	52.0%	50.5%
% of FP17s for Band 1 Urgent Courses	1,887	8,217	23.0%	9.6%	9.4%	9.1%
% of FP17s Relating to Free Repair or Replacements	175	8,217	2.1%	0.7%	0.7%	0.8%
% of FP17s Relating to Continuations	50	8,217	0.6%	0.9%	1.2%	1.3%
% of Patients satisfied with the dentistry they have received	9	10	90.0%	93.3%	93.6%	93.2%
% of Patients satisfied with the time they had to wait for an appointment	7	10	70.0%	89.2%	89.1%	89.0%

\* This is based on patients treated on this contract for their most recent course of treatment. Figures in italics indicate the base number of FP17s or Patient Questionnaire responses are less than 100. N/A is shown where the base number of responses is less than 10 during the period. % is calculated as Quantity/Base number\*100

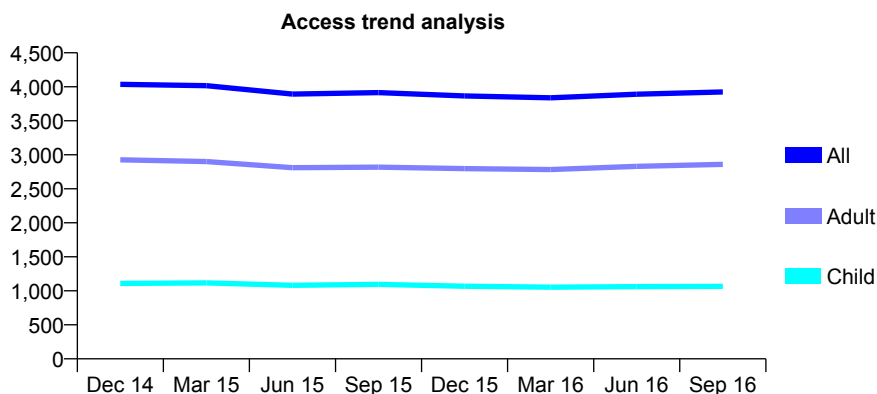
## Q69 - Vital Signs At a Glance Contract Report for 683396/0001 - September 2016

Name or company name	MR E KALISH
Contract type name	GDS Contract
Purpose of contract	General
Contract start date	01/04/2006
Contract end date	

16/17 Contracted general activity (UDA)	11,630
Carry forward general activity (UDA)	0
16/17 Contracted orthodontic activity (UOA)	0
Carry forward orthodontic activity (UOA)	0
Baseline contract value	£355,666.59

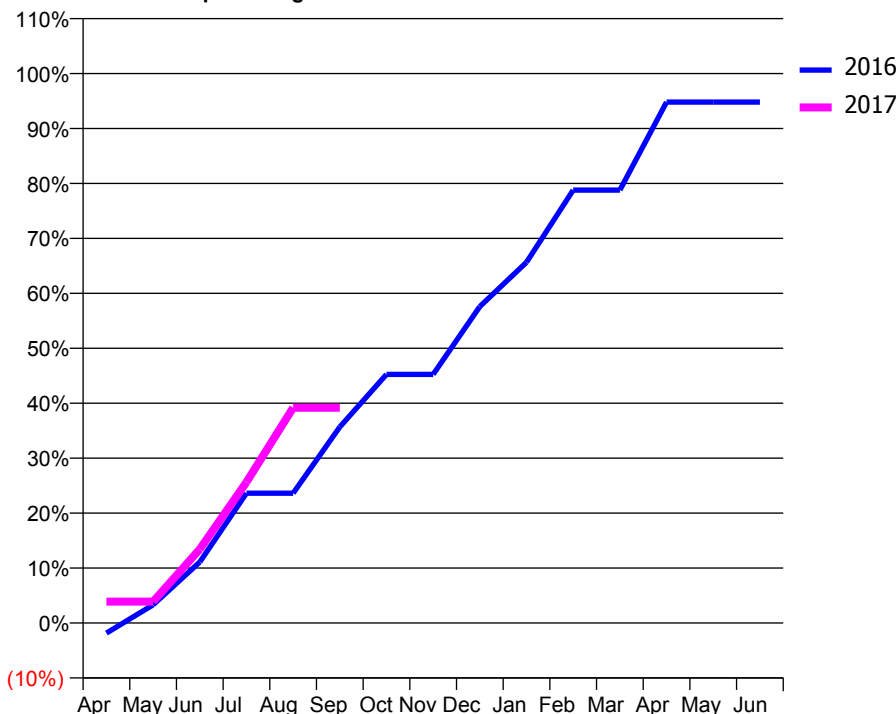
### ACCESS\*

Patients seen in 24 months	Total	Change since previous quarter
Quarter ending September 2015	3,915	
Quarter ending December 2015	3,866	↓
Quarter ending March 2016	3,838	→
Quarter ending June 2016	3,891	→
Quarter ending September 2016	3,925	→
<b>Variance since September 2015</b>	<b>0.3%</b>	<b>→</b>



### ACTIVITY

Cumulative percentage of contracted UDA delivered 2016 & 2017



Adjusted Scheduled Activity (UDA)

Month	2016	2017
April	-215	453
May	387	453
June	1,292	1,562
July	2,746	2,982
August	2,746	4,557
September	4,151	4,557
October	5,263	
November	5,263	
December	6,698	
January	7,635	
February	9,162	
March	9,162	
April	11,025	
May	11,025	
June	11,025	

### QUALITY

	Quantity	Base Number	Contract	AT	Region	England
% of FP17s for the same patient ID Re-attending within 3 months - Children	38	730	5.2%	11.9%	11.8%	12.4%
% of FP17s for the same patient ID Re-attending within 3 months - Adults	164	1,506	10.9%	15.8%	16.6%	16.7%
% of FP17s for the same patient ID Re-attending between 3 & 9 months - Children	322	730	44.1%	57.1%	60.2%	57.4%
% of FP17s for the same patient ID Re-attending between 3 & 9 months - Adults	363	1,506	24.1%	48.6%	52.0%	50.5%
% of FP17s for Band 1 Urgent Courses	96	1,647	5.8%	9.6%	9.4%	9.1%
% of FP17s Relating to Free Repair or Replacements	15	1,647	0.9%	0.7%	0.7%	0.8%
% of FP17s Relating to Continuations	29	1,647	1.8%	0.9%	1.2%	1.3%
% of Patients satisfied with the dentistry they have received	1	1	N/A	93.3%	93.6%	93.2%
% of Patients satisfied with the time they had to wait for an appointment	1	1	N/A	89.2%	89.1%	89.0%

\* This is based on patients treated on this contract for their most recent course of treatment. Figures in italics indicate the base number of FP17s or Patient Questionnaire responses are less than 100. N/A is shown where the base number of responses is less than 10 during the period. % is calculated as Quantity/Base number\*100

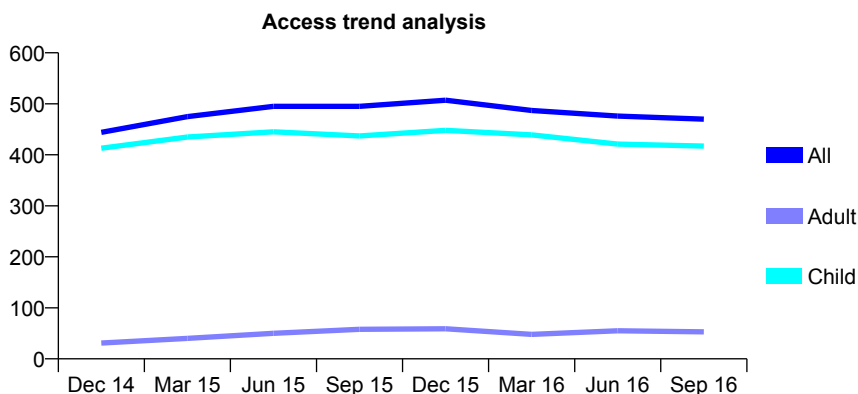
## Q69 - Vital Signs At a Glance Contract Report for 683760/0001 - September 2016

Name or company name	MR CJ MORRIS
Contract type name	GDS Contract
Purpose of contract	General
Contract start date	01/12/2013
Contract end date	

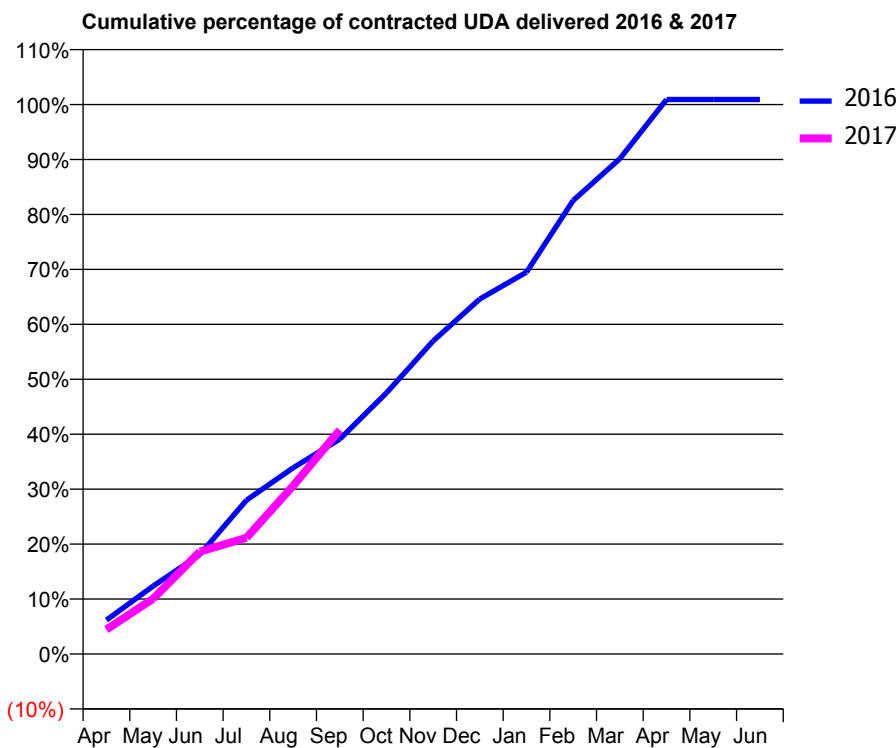
16/17 Contracted general activity (UDA)	1,443
Carry forward general activity (UDA)	-13
16/17 Contracted orthodontic activity (UOA)	0
Carry forward orthodontic activity (UOA)	0
Baseline contract value	£29,137.29

### ACCESS\*

Patients seen in 24 months	Total	Change since previous quarter
Quarter ending September 2015	495	
Quarter ending December 2015	507	↑
Quarter ending March 2016	487	↓
Quarter ending June 2016	476	↓
Quarter ending September 2016	470	↓
<b>Variance since September 2015</b>	<b>(5.1%)</b>	<b>↓</b>



### ACTIVITY



Month	Adjusted Scheduled Activity (UDA)	
	2016	2017
April	89	64
May	178	145
June	261	269
July	404	305
August	489	442
September	564	588
October	686	
November	822	
December	932	
January	1,003	
February	1,191	
March	1,301	
April	1,456	
May	1,456	
June	1,456	

### QUALITY

	Quantity	Base Number	Contract	AT	Region	England
% of FP17s for the same patient ID Re-attending within 3 months - Children	28	331	8.5%	11.9%	11.8%	12.4%
% of FP17s for the same patient ID Re-attending within 3 months - Adults	2	5	40.0%	15.8%	16.6%	16.7%
% of FP17s for the same patient ID Re-attending between 3 & 9 months - Children	211	331	63.7%	57.1%	60.2%	57.4%
% of FP17s for the same patient ID Re-attending between 3 & 9 months - Adults	3	5	60.0%	48.6%	52.0%	50.5%
% of FP17s for Band 1 Urgent Courses	17	271	6.3%	9.6%	9.4%	9.1%
% of FP17s Relating to Free Repair or Replacements	0	271	0.0%	0.7%	0.7%	0.8%
% of FP17s Relating to Continuations	0	271	0.0%	0.9%	1.2%	1.3%
% of Patients satisfied with the dentistry they have received	0	0	N/A	93.3%	93.6%	93.2%
% of Patients satisfied with the time they had to wait for an appointment	0	0	N/A	89.2%	89.1%	89.0%

\* This is based on patients treated on this contract for their most recent course of treatment. Figures in italics indicate the base number of FP17s or Patient Questionnaire responses are less than 100. N/A is shown where the base number of responses is less than 10 during the period. % is calculated as Quantity/Base number\*100

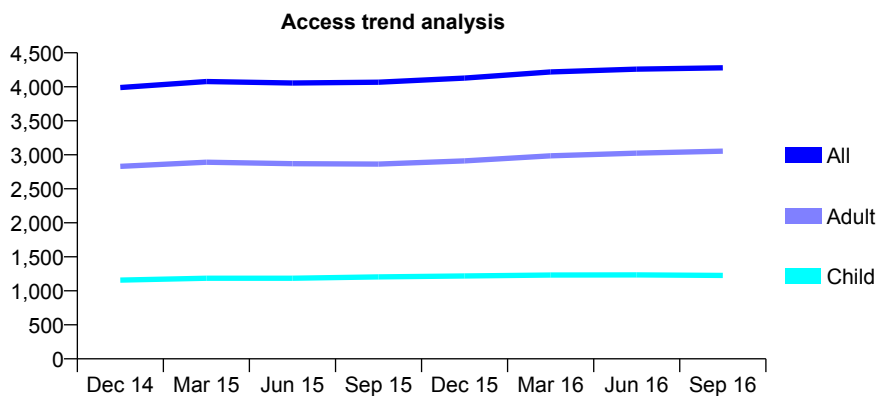
## Q69 - Vital Signs At a Glance Contract Report for 684163/0001 - September 2016

Name or company name	MR PW NILAND
Contract type name	GDS Contract
Purpose of contract	General
Contract start date	01/11/2007
Contract end date	

16/17 Contracted general activity (UDA)	10,400
Carry forward general activity (UDA)	-208
16/17 Contracted orthodontic activity (UOA)	0
Carry forward orthodontic activity (UOA)	0
Baseline contract value	£301,343.23

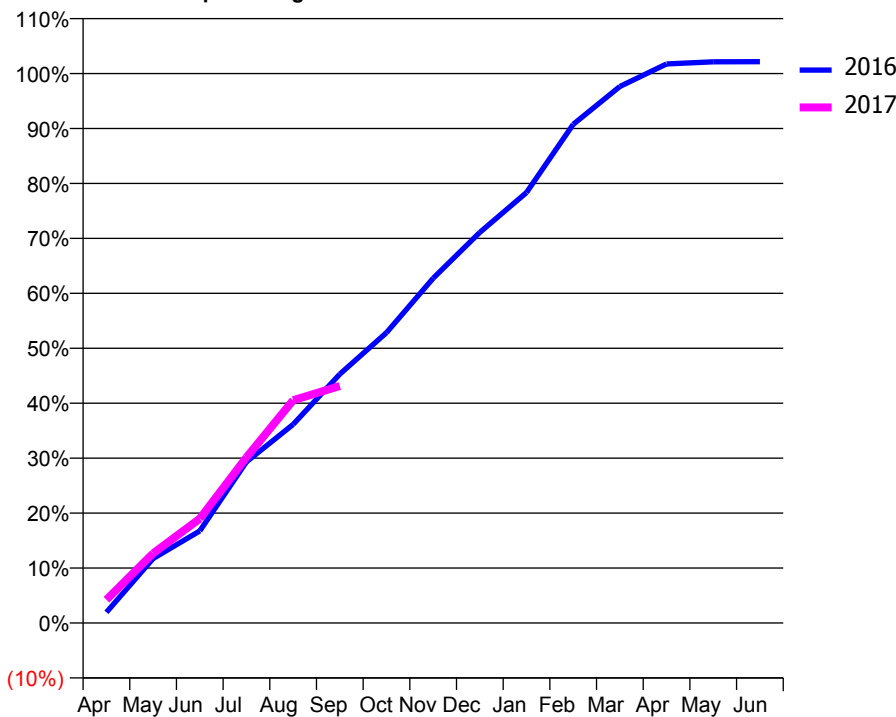
### ACCESS\*

Patients seen in 24 months	Total	Change since previous quarter
Quarter ending September 2015	4,068	
Quarter ending December 2015	4,128	→
Quarter ending March 2016	4,218	↑
Quarter ending June 2016	4,260	→
Quarter ending September 2016	4,280	→
<b>Variance since September 2015</b>	<b>5.2%</b>	<b>↑</b>



### ACTIVITY

Cumulative percentage of contracted UDA delivered 2016 & 2017



Adjusted Scheduled Activity (UDA)

Month	2016	2017
April	203	440
May	1,221	1,318
June	1,743	1,975
July	3,049	3,137
August	3,760	4,215
September	4,709	4,486
October	5,495	
November	6,526	
December	7,393	
January	8,148	
February	9,437	
March	10,155	
April	10,581	
May	10,622	
June	10,623	

### QUALITY

	Quantity	Base Number	Contract	AT	Region	England
% of FP17s for the same patient ID Re-attending within 3 months - Children	58	789	7.4%	11.9%	11.8%	12.4%
% of FP17s for the same patient ID Re-attending within 3 months - Adults	216	1,551	13.9%	15.8%	16.6%	16.7%
% of FP17s for the same patient ID Re-attending between 3 & 9 months - Children	452	789	57.3%	57.1%	60.2%	57.4%
% of FP17s for the same patient ID Re-attending between 3 & 9 months - Adults	629	1,551	40.6%	48.6%	52.0%	50.5%
% of FP17s for Band 1 Urgent Courses	57	2,139	2.7%	9.6%	9.4%	9.1%
% of FP17s Relating to Free Repair or Replacements	6	2,139	0.3%	0.7%	0.7%	0.8%
% of FP17s Relating to Continuations	80	2,139	3.7%	0.9%	1.2%	1.3%
% of Patients satisfied with the dentistry they have received	3	3	N/A	93.3%	93.6%	93.2%
% of Patients satisfied with the time they had to wait for an appointment	3	3	N/A	89.2%	89.1%	89.0%

\* This is based on patients treated on this contract for their most recent course of treatment. Figures in italics indicate the base number of FP17s or Patient Questionnaire responses are less than 100. N/A is shown where the base number of responses is less than 10 during the period. % is calculated as Quantity/Base number\*100

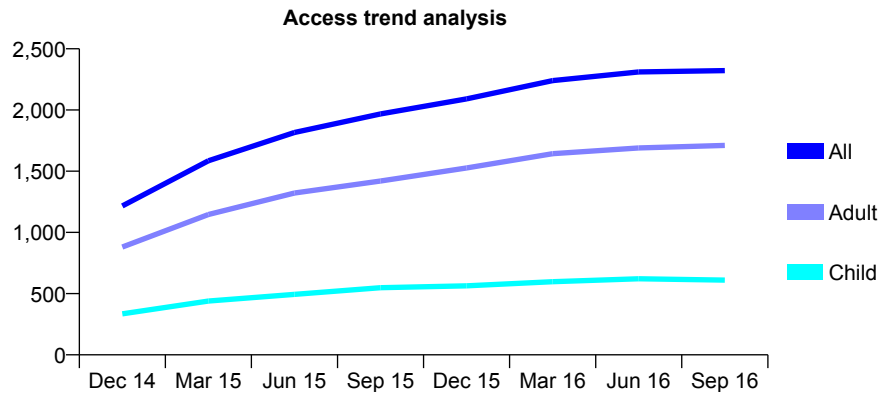
## Q69 - Vital Signs At a Glance Contract Report for 688118/0001 - September 2016

Name or company name	MR C SANTODOMINGO RUBIDO
Contract type name	GDS Contract
Purpose of contract	General
Contract start date	01/04/2014
Contract end date	

16/17 Contracted general activity (UDA)	7,974
Carry forward general activity (UDA)	0
16/17 Contracted orthodontic activity (UOA)	0
Carry forward orthodontic activity (UOA)	0
Baseline contract value	£196,659.61

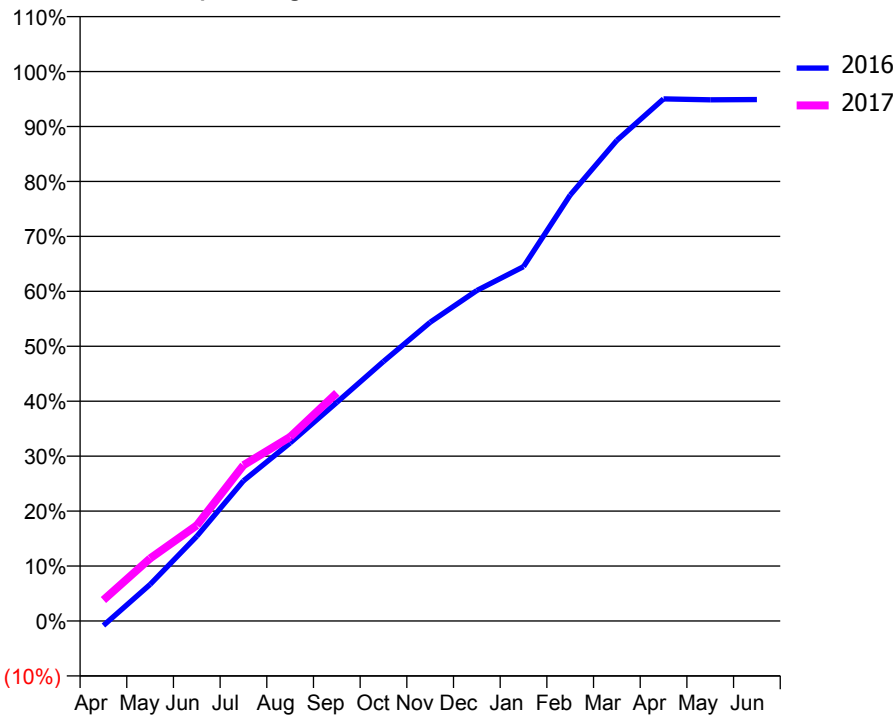
### ACCESS\*

Patients seen in 24 months	Total	Change since previous quarter
Quarter ending September 2015	1,968	
Quarter ending December 2015	2,091	↑
Quarter ending March 2016	2,240	↑
Quarter ending June 2016	2,311	↑
Quarter ending September 2016	2,322	→
<b>Variance since September 2015</b>	<b>18.0%</b>	<b>↑</b>



### ACTIVITY

Cumulative percentage of contracted UDA delivered 2016 & 2017



Month	Adjusted Scheduled Activity (UDA)	
	2016	2017
April	-67	305
May	544	909
June	1,258	1,388
July	2,082	2,260
August	2,644	2,672
September	3,247	3,310
October	3,855	
November	4,437	
December	4,908	
January	5,264	
February	6,327	
March	7,139	
April	7,753	
May	7,740	
June	7,744	

### QUALITY

	Quantity	Base Number	Contract	AT	Region	England
% of FP17s for the same patient ID Re-attending within 3 months - Children	21	407	5.2%	11.9%	11.8%	12.4%
% of FP17s for the same patient ID Re-attending within 3 months - Adults	126	1,051	12.0%	15.8%	16.6%	16.7%
% of FP17s for the same patient ID Re-attending between 3 & 9 months - Children	204	407	50.1%	57.1%	60.2%	57.4%
% of FP17s for the same patient ID Re-attending between 3 & 9 months - Adults	488	1,051	46.4%	48.6%	52.0%	50.5%
% of FP17s for Band 1 Urgent Courses	94	1,253	7.5%	9.6%	9.4%	9.1%
% of FP17s Relating to Free Repair or Replacements	8	1,253	0.6%	0.7%	0.7%	0.8%
% of FP17s Relating to Continuations	3	1,253	0.2%	0.9%	1.2%	1.3%
% of Patients satisfied with the dentistry they have received	3	4	N/A	93.3%	93.6%	93.2%
% of Patients satisfied with the time they had to wait for an appointment	3	4	N/A	89.2%	89.1%	89.0%

\* This is based on patients treated on this contract for their most recent course of treatment. Figures in italics indicate the base number of FP17s or Patient Questionnaire responses are less than 100. N/A is shown where the base number of responses is less than 10 during the period. % is calculated as Quantity/Base number\*100

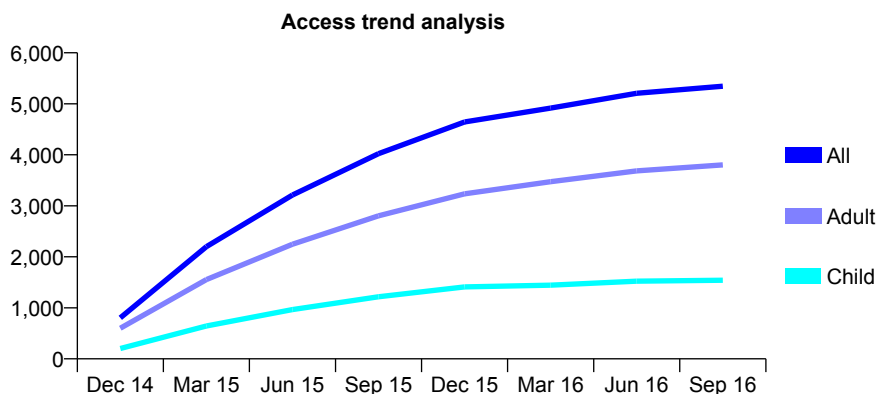
## Q69 - Vital Signs At a Glance Contract Report for 689955/0001 - September 2016

Name or company name	MR DS MALLI
Contract type name	GDS Contract
Purpose of contract	General
Contract start date	01/10/2014
Contract end date	

16/17 Contracted general activity (UDA)	12,508
Carry forward general activity (UDA)	0
16/17 Contracted orthodontic activity (UOA)	0
Carry forward orthodontic activity (UOA)	0
Baseline contract value	£339,543.74

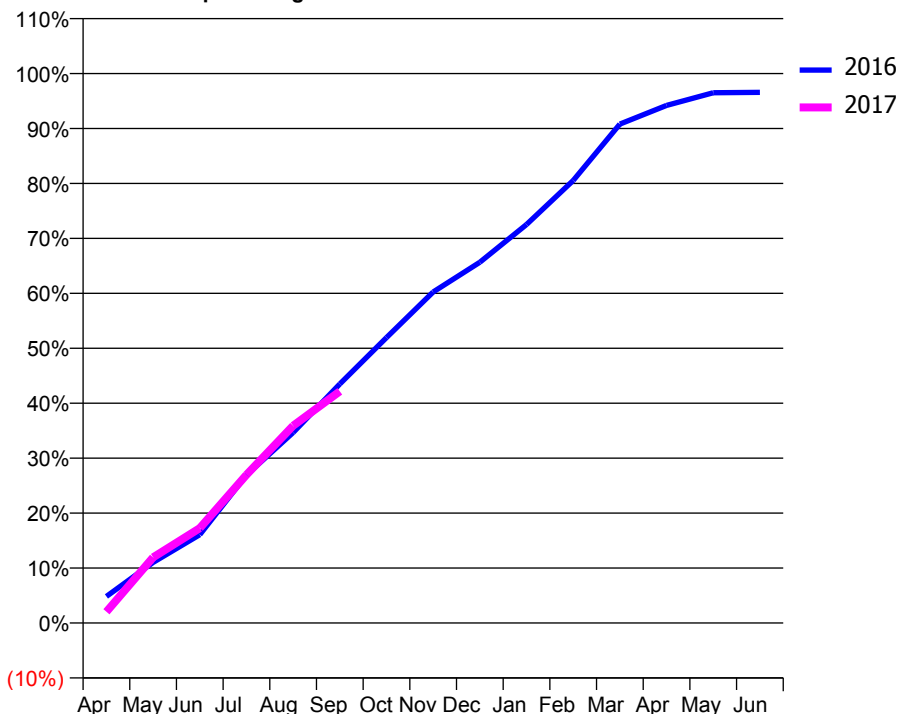
### ACCESS\*

Patients seen in 24 months	Total	Change since previous quarter
Quarter ending September 2015	4,023	
Quarter ending December 2015	4,644	↑
Quarter ending March 2016	4,917	↑
Quarter ending June 2016	5,207	↑
Quarter ending September 2016	5,344	↑
<b>Variance since September 2015</b>	<b>32.8%</b>	<b>↑</b>



### ACTIVITY

Cumulative percentage of contracted UDA delivered 2016 & 2017



Adjusted Scheduled Activity (UDA)

Month	2016	2017
April	605	256
May	1,381	1,496
June	2,010	2,161
July	3,366	3,375
August	4,337	4,491
September	5,441	5,274
October	6,496	
November	7,536	
December	8,212	
January	9,070	
February	10,074	
March	11,356	
April	11,782	
May	12,070	
June	12,079	

### QUALITY

	Quantity	Base Number	Contract	AT	Region	England
% of FP17s for the same patient ID Re-attending within 3 months - Children	31	914	3.4%	11.9%	11.8%	12.4%
% of FP17s for the same patient ID Re-attending within 3 months - Adults	167	2,109	7.9%	15.8%	16.6%	16.7%
% of FP17s for the same patient ID Re-attending between 3 & 9 months - Children	339	914	37.1%	57.1%	60.2%	57.4%
% of FP17s for the same patient ID Re-attending between 3 & 9 months - Adults	1,006	2,109	47.7%	48.6%	52.0%	50.5%
% of FP17s for Band 1 Urgent Courses	120	2,688	4.5%	9.6%	9.4%	9.1%
% of FP17s Relating to Free Repair or Replacements	14	2,688	0.5%	0.7%	0.7%	0.8%
% of FP17s Relating to Continuations	2	2,688	0.1%	0.9%	1.2%	1.3%
% of Patients satisfied with the dentistry they have received	4	5	N/A	93.3%	93.6%	93.2%
% of Patients satisfied with the time they had to wait for an appointment	5	5	N/A	89.2%	89.1%	89.0%

\* This is based on patients treated on this contract for their most recent course of treatment. Figures in italics indicate the base number of FP17s or Patient Questionnaire responses are less than 100. N/A is shown where the base number of responses is less than 10 during the period. % is calculated as Quantity/Base number\*100



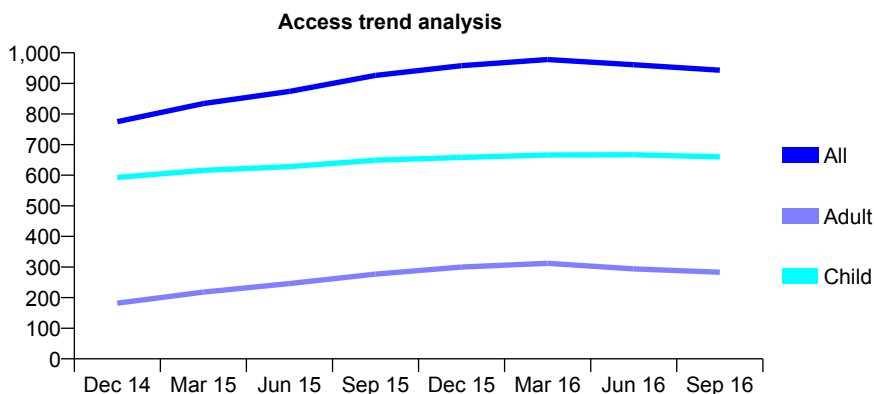
## Q69 - Vital Signs At a Glance Contract Report for 691259/0001 - September 2016

Name or company name	MRS N MAJEVADIA
Contract type name	GDS Contract
Purpose of contract	General
Contract start date	01/04/2014
Contract end date	

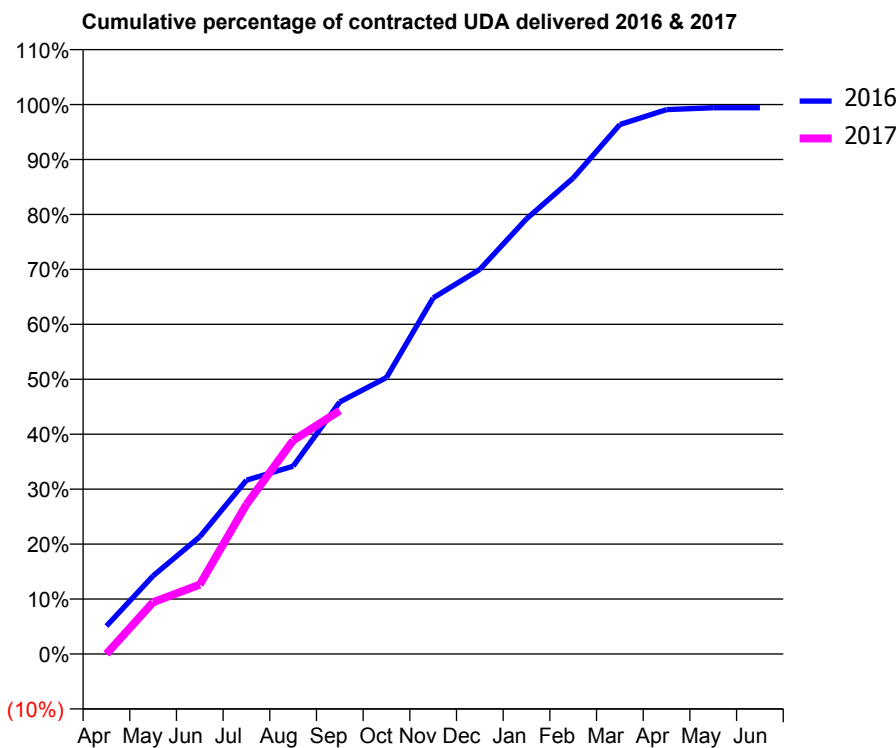
16/17 Contracted general activity (UDA)	2,400
Carry forward general activity (UDA)	0
16/17 Contracted orthodontic activity (UOA)	0
Carry forward orthodontic activity (UOA)	0
Baseline contract value	£54,507.66

### ACCESS\*

Patients seen in 24 months	Total	Change since previous quarter
Quarter ending September 2015	926	
Quarter ending December 2015	958	↑
Quarter ending March 2016	978	↑
Quarter ending June 2016	961	↓
Quarter ending September 2016	943	↓
<b>Variance since September 2015</b>	<b>1.8%</b>	→



### ACTIVITY



Month	Adjusted Scheduled Activity (UDA)	
	2016	2017
April	122	0
May	341	226
June	512	303
July	759	654
August	821	933
September	1,101	1,063
October	1,207	
November	1,556	
December	1,680	
January	1,901	
February	2,079	
March	2,313	
April	2,378	
May	2,386	
June	2,386	

### QUALITY

	Quantity	Base Number	Contract	AT	Region	England
% of FP17s for the same patient ID Re-attending within 3 months - Children	21	508	4.1%	11.9%	11.8%	12.4%
% of FP17s for the same patient ID Re-attending within 3 months - Adults	26	150	17.3%	15.8%	16.6%	16.7%
% of FP17s for the same patient ID Re-attending between 3 & 9 months - Children	335	508	65.9%	57.1%	60.2%	57.4%
% of FP17s for the same patient ID Re-attending between 3 & 9 months - Adults	77	150	51.3%	48.6%	52.0%	50.5%
% of FP17s for Band 1 Urgent Courses	25	610	4.1%	9.6%	9.4%	9.1%
% of FP17s Relating to Free Repair or Replacements	0	610	0.0%	0.7%	0.7%	0.8%
% of FP17s Relating to Continuations	11	610	1.8%	0.9%	1.2%	1.3%
% of Patients satisfied with the dentistry they have received	0	0	N/A	93.3%	93.6%	93.2%
% of Patients satisfied with the time they had to wait for an appointment	0	0	N/A	89.2%	89.1%	89.0%

\* This is based on patients treated on this contract for their most recent course of treatment. Figures in italics indicate the base number of FP17s or Patient Questionnaire responses are less than 100. N/A is shown where the base number of responses is less than 10 during the period. % is calculated as Quantity/Base number\*100

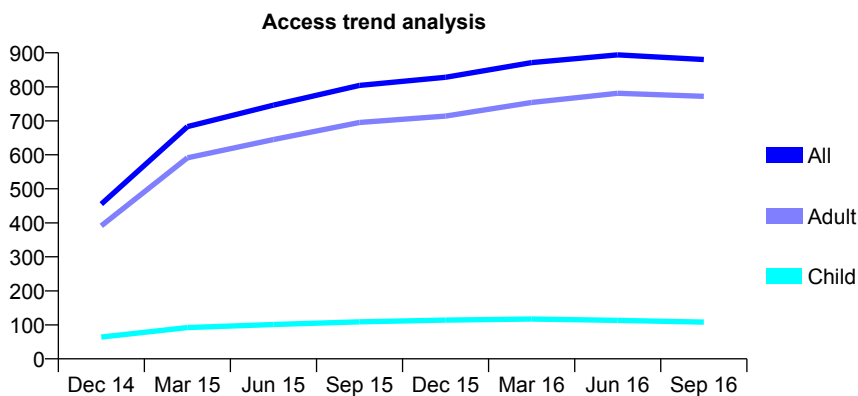
## Q69 - Vital Signs At a Glance Contract Report for 691259/0002 - September 2016

Name or company name	MRS N MAJEVADIA
Contract type name	GDS Contract
Purpose of contract	General
Contract start date	01/08/2014
Contract end date	

16/17 Contracted general activity (UDA)	3,008
Carry forward general activity (UDA)	0
16/17 Contracted orthodontic activity (UOA)	0
Carry forward orthodontic activity (UOA)	0
Baseline contract value	£71,821.35

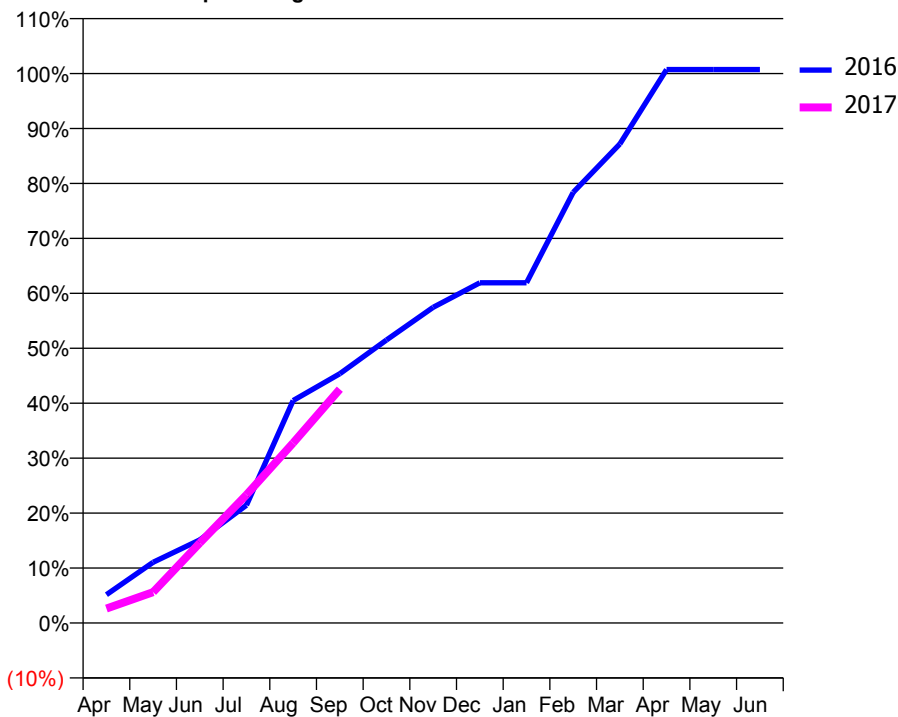
### ACCESS\*

Patients seen in 24 months	Total	Change since previous quarter
Quarter ending September 2015	804	
Quarter ending December 2015	828	↑
Quarter ending March 2016	871	↑
Quarter ending June 2016	894	↑
Quarter ending September 2016	880	↓
<b>Variance since September 2015</b>	<b>9.5%</b>	<b>↑</b>



### ACTIVITY

Cumulative percentage of contracted UDA delivered 2016 & 2017



Month	Adjusted Scheduled Activity (UDA)	
	2016	2017
April	155	79
May	332	169
June	455	438
July	645	702
August	1,218	986
September	1,365	1,280
October	1,549	
November	1,728	
December	1,862	
January	1,862	
February	2,358	
March	2,622	
April	3,030	
May	3,030	
June	3,030	

### QUALITY

	Quantity	Base Number	Contract	AT	Region	England
% of FP17s for the same patient ID Re-attending within 3 months - Children	5	95	5.3%	11.9%	11.8%	12.4%
% of FP17s for the same patient ID Re-attending within 3 months - Adults	58	561	10.3%	15.8%	16.6%	16.7%
% of FP17s for the same patient ID Re-attending between 3 & 9 months - Children	61	95	64.2%	57.1%	60.2%	57.4%
% of FP17s for the same patient ID Re-attending between 3 & 9 months - Adults	361	561	64.3%	48.6%	52.0%	50.5%
% of FP17s for Band 1 Urgent Courses	11	541	2.0%	9.6%	9.4%	9.1%
% of FP17s Relating to Free Repair or Replacements	0	541	0.0%	0.7%	0.7%	0.8%
% of FP17s Relating to Continuations	20	541	3.7%	0.9%	1.2%	1.3%
% of Patients satisfied with the dentistry they have received	1	1	N/A	93.3%	93.6%	93.2%
% of Patients satisfied with the time they had to wait for an appointment	1	1	N/A	89.2%	89.1%	89.0%

\* This is based on patients treated on this contract for their most recent course of treatment. Figures in italics indicate the base number of FP17s or Patient Questionnaire responses are less than 100. N/A is shown where the base number of responses is less than 10 during the period. % is calculated as Quantity/Base number\*100

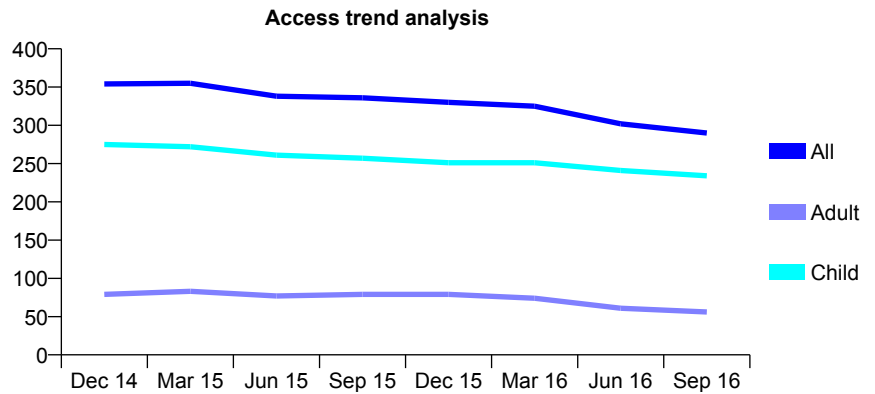
## Q69 - Vital Signs At a Glance Contract Report for 725773/0001 - September 2016

Name or company name	MR MC MARTIN
Contract type name	GDS Contract
Purpose of contract	General
Contract start date	01/04/2006
Contract end date	

16/17 Contracted general activity (UDA)	600
Carry forward general activity (UDA)	0
16/17 Contracted orthodontic activity (UOA)	0
Carry forward orthodontic activity (UOA)	0
Baseline contract value	£14,192.66

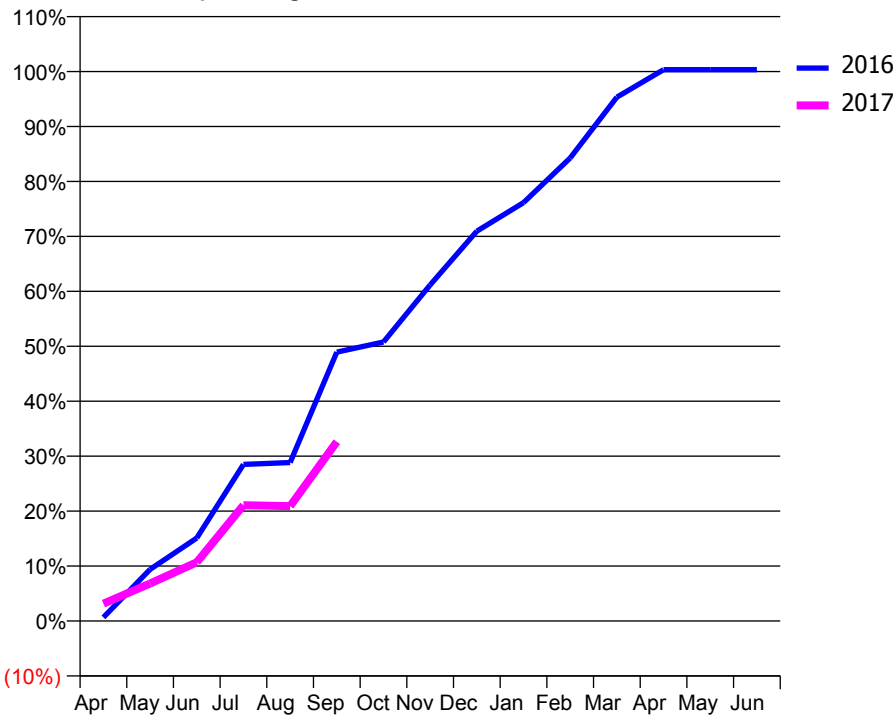
### ACCESS\*

Patients seen in 24 months	Total	Change since previous quarter
Quarter ending September 2015	336	
Quarter ending December 2015	330	↓
Quarter ending March 2016	325	↓
Quarter ending June 2016	302	↓
Quarter ending September 2016	290	↓
<b>Variance since September 2015</b>	<b>(13.7%)</b>	<b>↓</b>



### ACTIVITY

Cumulative percentage of contracted UDA delivered 2016 & 2017



Month	Adjusted Scheduled Activity (UDA)	
	2016	2017
April	4	19
May	56	41
June	91	64
July	171	126
August	173	125
September	294	196
October	305	
November	367	
December	426	
January	457	
February	506	
March	572	
April	602	
May	602	
June	602	

### QUALITY

	Quantity	Base Number	Contract	AT	Region	England
% of FP17s for the same patient ID Re-attending within 3 months - Children	6	170	3.5%	11.9%	11.8%	12.4%
% of FP17s for the same patient ID Re-attending within 3 months - Adults	0	19	0.0%	15.8%	16.6%	16.7%
% of FP17s for the same patient ID Re-attending between 3 & 9 months - Children	126	170	74.1%	57.1%	60.2%	57.4%
% of FP17s for the same patient ID Re-attending between 3 & 9 months - Adults	15	19	78.9%	48.6%	52.0%	50.5%
% of FP17s for Band 1 Urgent Courses	4	163	2.5%	9.6%	9.4%	9.1%
% of FP17s Relating to Free Repair or Replacements	0	163	0.0%	0.7%	0.7%	0.8%
% of FP17s Relating to Continuations	0	163	0.0%	0.9%	1.2%	1.3%
% of Patients satisfied with the dentistry they have received	0	0	N/A	93.3%	93.6%	93.2%
% of Patients satisfied with the time they had to wait for an appointment	0	0	N/A	89.2%	89.1%	89.0%

\* This is based on patients treated on this contract for their most recent course of treatment. Figures in italics indicate the base number of FP17s or Patient Questionnaire responses are less than 100. N/A is shown where the base number of responses is less than 10 during the period. % is calculated as Quantity/Base number\*100

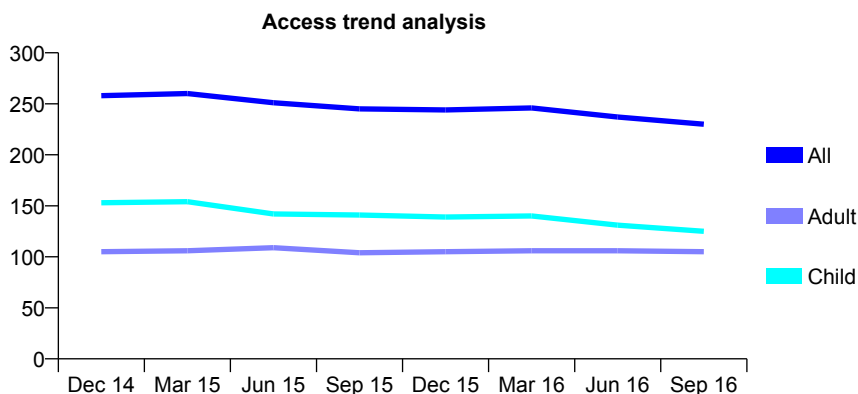
## Q69 - Vital Signs At a Glance Contract Report for 732605/0002 - September 2016

Name or company name	MR DW COX
Contract type name	GDS Contract
Purpose of contract	General
Contract start date	01/04/2006
Contract end date	

16/17 Contracted general activity (UDA)	470
Carry forward general activity (UDA)	0
16/17 Contracted orthodontic activity (UOA)	0
Carry forward orthodontic activity (UOA)	0
Baseline contract value	£10,749.63

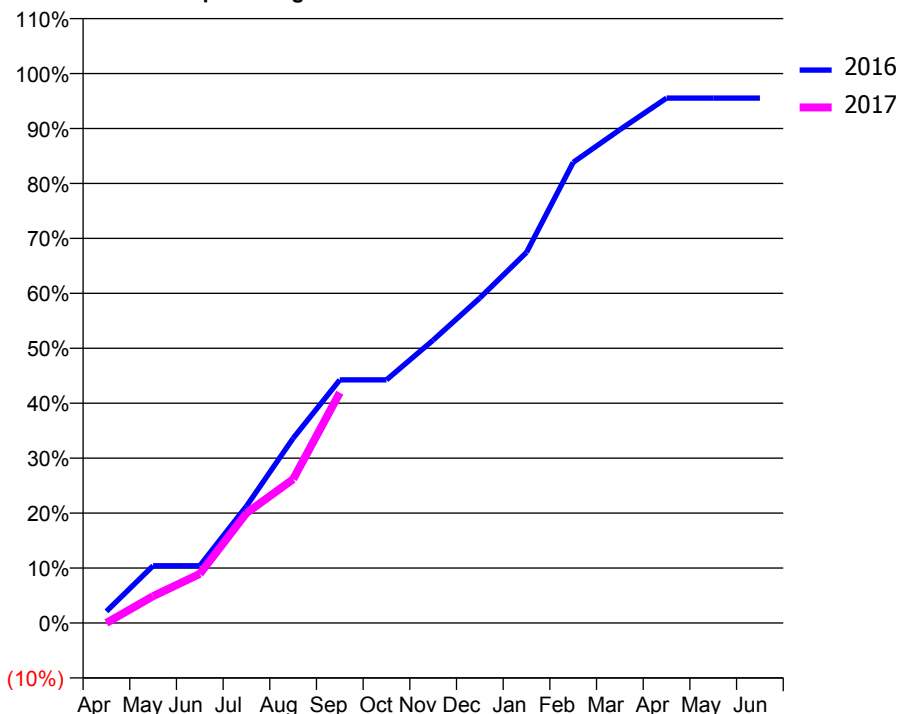
### ACCESS\*

Patients seen in 24 months	Total	Change since previous quarter
Quarter ending September 2015	245	
Quarter ending December 2015	244	→
Quarter ending March 2016	246	→
Quarter ending June 2016	237	↓
Quarter ending September 2016	230	↓
<b>Variance since September 2015</b>	<b>(6.1%)</b>	<b>↓</b>



### ACTIVITY

Cumulative percentage of contracted UDA delivered 2016 & 2017



Adjusted Scheduled Activity (UDA)

Month	2016	2017
April	10	0
May	49	23
June	49	42
July	100	94
August	158	123
September	208	197
October	208	
November	242	
December	278	
January	317	
February	394	
March	422	
April	449	
May	449	
June	449	

### QUALITY

	Quantity	Base Number	Contract	AT	Region	England
% of FP17s for the same patient ID Re-attending within 3 months - Children	1	96	1.0%	11.9%	11.8%	12.4%
% of FP17s for the same patient ID Re-attending within 3 months - Adults	3	58	5.2%	15.8%	16.6%	16.7%
% of FP17s for the same patient ID Re-attending between 3 & 9 months - Children	65	96	67.7%	57.1%	60.2%	57.4%
% of FP17s for the same patient ID Re-attending between 3 & 9 months - Adults	36	58	62.1%	48.6%	52.0%	50.5%
% of FP17s for Band 1 Urgent Courses	0	133	0.0%	9.6%	9.4%	9.1%
% of FP17s Relating to Free Repair or Replacements	0	133	0.0%	0.7%	0.7%	0.8%
% of FP17s Relating to Continuations	3	133	2.3%	0.9%	1.2%	1.3%
% of Patients satisfied with the dentistry they have received	0	0	N/A	93.3%	93.6%	93.2%
% of Patients satisfied with the time they had to wait for an appointment	0	0	N/A	89.2%	89.1%	89.0%

\* This is based on patients treated on this contract for their most recent course of treatment. Figures in italics indicate the base number of FP17s or Patient Questionnaire responses are less than 100. N/A is shown where the base number of responses is less than 10 during the period. % is calculated as Quantity/Base number\*100

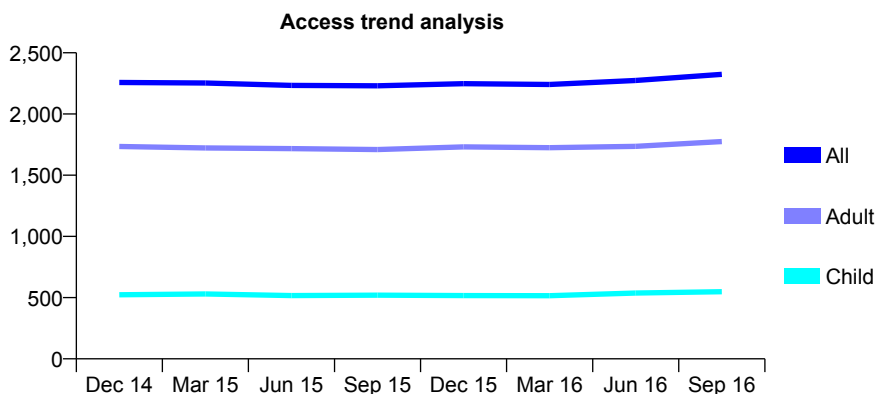
## Q69 - Vital Signs At a Glance Contract Report for 736686/0002 - September 2016

Name or company name	MR DA DUFFY
Contract type name	PDS Contract
Purpose of contract	General
Contract start date	01/04/2006
Contract end date	31/03/2017

16/17 Contracted general activity (UDA)	6,186
Carry forward general activity (UDA)	0
16/17 Contracted orthodontic activity (UOA)	0
Carry forward orthodontic activity (UOA)	0
Baseline contract value	£161,211.66

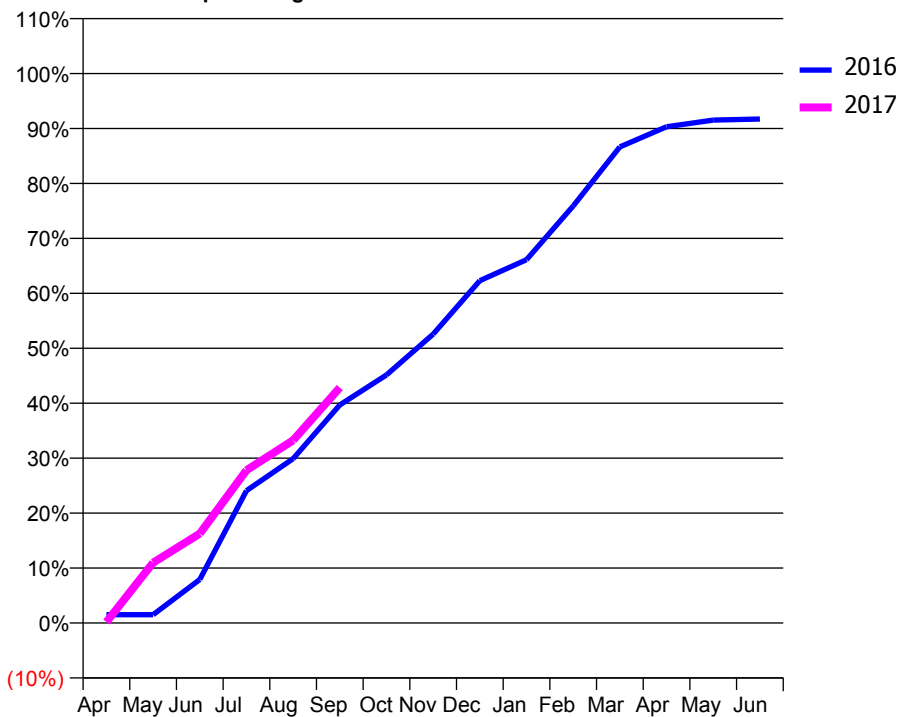
### ACCESS\*

Patients seen in 24 months	Total	Change since previous quarter
Quarter ending September 2015	2,230	
Quarter ending December 2015	2,248	→
Quarter ending March 2016	2,241	→
Quarter ending June 2016	2,274	→
Quarter ending September 2016	2,324	↑
<b>Variance since September 2015</b>	<b>4.2%</b>	<b>↑</b>



### ACTIVITY

Cumulative percentage of contracted UDA delivered 2016 & 2017



### QUALITY

	Quantity	Base Number	Contract	AT	Region	England
% of FP17s for the same patient ID Re-attending within 3 months - Children	12	342	3.5%	11.9%	11.8%	12.4%
% of FP17s for the same patient ID Re-attending within 3 months - Adults	147	1,202	12.2%	15.8%	16.6%	16.7%
% of FP17s for the same patient ID Re-attending between 3 & 9 months - Children	183	342	53.5%	57.1%	60.2%	57.4%
% of FP17s for the same patient ID Re-attending between 3 & 9 months - Adults	681	1,202	56.7%	48.6%	52.0%	50.5%
% of FP17s for Band 1 Urgent Courses	144	1,399	10.3%	9.6%	9.4%	9.1%
% of FP17s Relating to Free Repair or Replacements	3	1,399	0.2%	0.7%	0.7%	0.8%
% of FP17s Relating to Continuations	1	1,399	0.1%	0.9%	1.2%	1.3%
% of Patients satisfied with the dentistry they have received	2	2	N/A	93.3%	93.6%	93.2%
% of Patients satisfied with the time they had to wait for an appointment	2	2	N/A	89.2%	89.1%	89.0%

\* This is based on patients treated on this contract for their most recent course of treatment. Figures in italics indicate the base number of FP17s or Patient Questionnaire responses are less than 100. N/A is shown where the base number of responses is less than 10 during the period. % is calculated as Quantity/Base number\*100

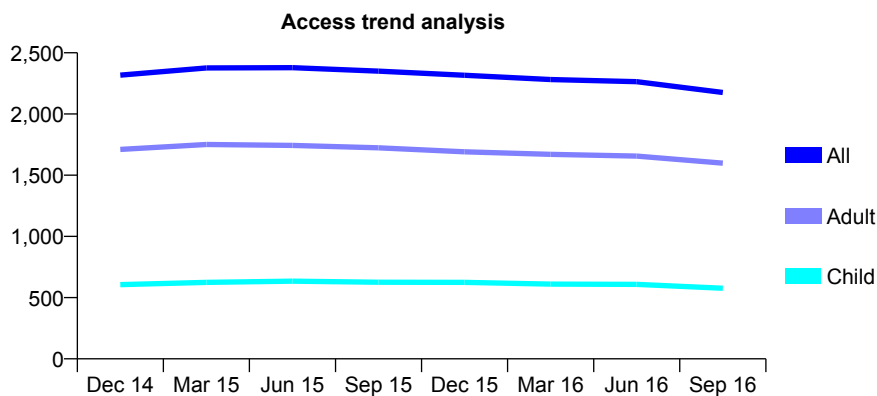
## Q69 - Vital Signs At a Glance Contract Report for 737356/0001 - September 2016

Name or company name	MISS MJ HARDMAN
Contract type name	GDS Contract
Purpose of contract	General
Contract start date	01/04/2006
Contract end date	

16/17 Contracted general activity (UDA)	6,493
Carry forward general activity (UDA)	0
16/17 Contracted orthodontic activity (UOA)	0
Carry forward orthodontic activity (UOA)	0
Baseline contract value	£153,260.90

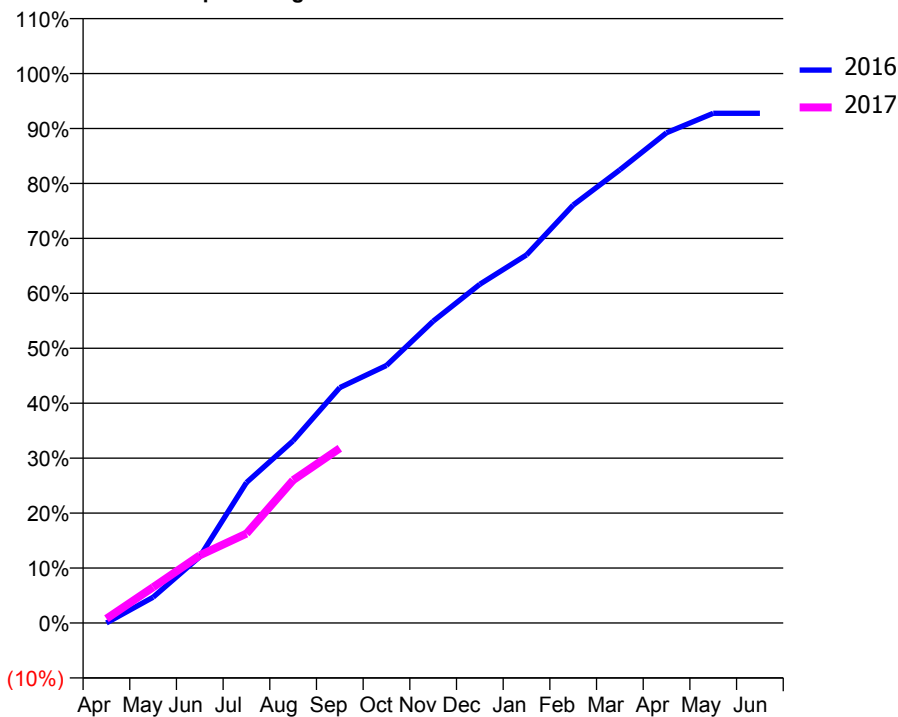
### ACCESS\*

Patients seen in 24 months	Total	Change since previous quarter
Quarter ending September 2015	2,350	
Quarter ending December 2015	2,316	↓
Quarter ending March 2016	2,282	↓
Quarter ending June 2016	2,264	→
Quarter ending September 2016	2,176	↓
<b>Variance since September 2015</b>	<b>(7.4%)</b>	<b>↓</b>



### ACTIVITY

Cumulative percentage of contracted UDA delivered 2016 & 2017



Month	Adjusted Scheduled Activity (UDA)	
	2016	2017
April	0	52
May	329	423
June	846	800
July	1,790	1,056
August	2,322	1,689
September	2,999	2,065
October	3,281	
November	3,846	
December	4,315	
January	4,689	
February	5,324	
March	5,774	
April	6,244	
May	6,494	
June	6,493	

### QUALITY

	Quantity	Base Number	Contract	AT	Region	England
% of FP17s for the same patient ID Re-attending within 3 months - Children	22	415	5.3%	11.9%	11.8%	12.4%
% of FP17s for the same patient ID Re-attending within 3 months - Adults	85	910	9.3%	15.8%	16.6%	16.7%
% of FP17s for the same patient ID Re-attending between 3 & 9 months - Children	269	415	64.8%	57.1%	60.2%	57.4%
% of FP17s for the same patient ID Re-attending between 3 & 9 months - Adults	559	910	61.4%	48.6%	52.0%	50.5%
% of FP17s for Band 1 Urgent Courses	32	994	3.2%	9.6%	9.4%	9.1%
% of FP17s Relating to Free Repair or Replacements	10	994	1.0%	0.7%	0.7%	0.8%
% of FP17s Relating to Continuations	2	994	0.2%	0.9%	1.2%	1.3%
% of Patients satisfied with the dentistry they have received	2	2	N/A	93.3%	93.6%	93.2%
% of Patients satisfied with the time they had to wait for an appointment	2	2	N/A	89.2%	89.1%	89.0%

\* This is based on patients treated on this contract for their most recent course of treatment. Figures in italics indicate the base number of FP17s or Patient Questionnaire responses are less than 100. N/A is shown where the base number of responses is less than 10 during the period. % is calculated as Quantity/Base number\*100

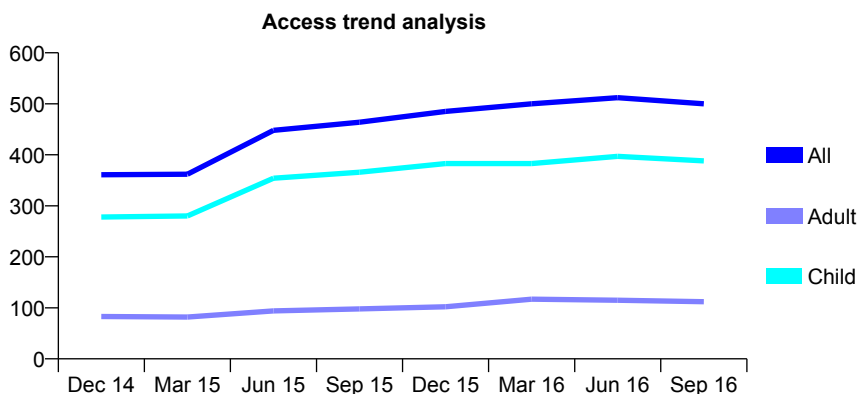
## Q69 - Vital Signs At a Glance Contract Report for 740616/0001 - September 2016

Name or company name	MR R PARMAR
Contract type name	GDS Contract
Purpose of contract	General
Contract start date	01/04/2006
Contract end date	

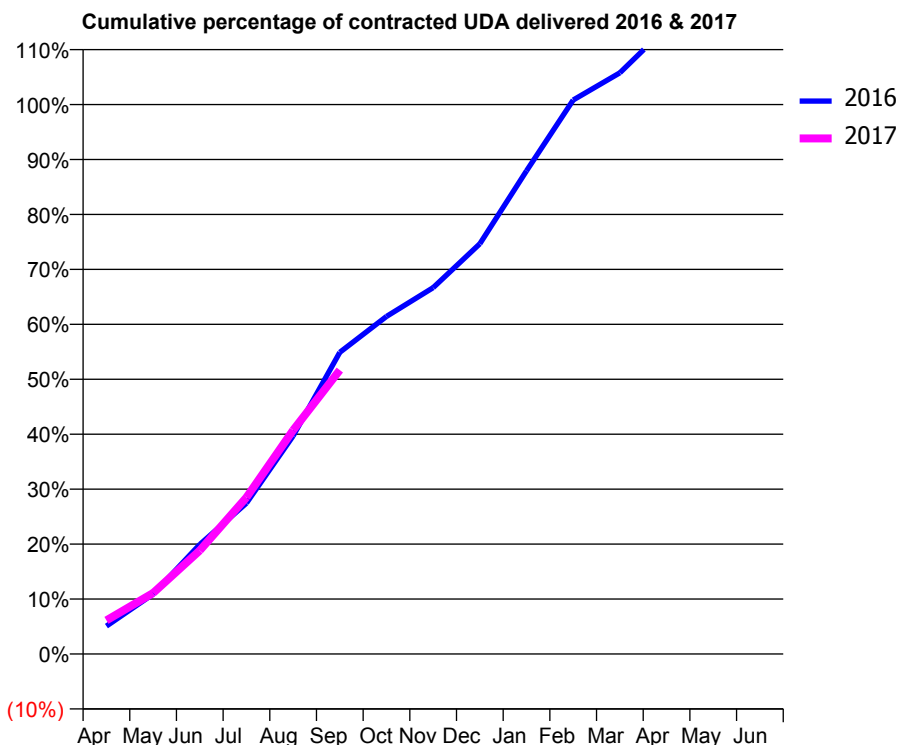
16/17 Contracted general activity (UDA)	750
Carry forward general activity (UDA)	-15
16/17 Contracted orthodontic activity (UOA)	0
Carry forward orthodontic activity (UOA)	0
Baseline contract value	£16,422.18

### ACCESS\*

Patients seen in 24 months	Total	Change since previous quarter
Quarter ending September 2015	464	
Quarter ending December 2015	485	↑
Quarter ending March 2016	500	↑
Quarter ending June 2016	512	↑
Quarter ending September 2016	500	↓
<b>Variance since September 2015</b>	<b>7.8%</b>	<b>↑</b>



### ACTIVITY



Month	Adjusted Scheduled Activity (UDA)	
	2016	2017
April	38	46
May	82	83
June	150	141
July	206	214
August	298	305
September	412	388
October	461	
November	500	
December	560	
January	659	
February	756	
March	793	
April	855	
May	855	
June	855	

### QUALITY

	Quantity	Base Number	Contract	AT	Region	England
% of FP17s for the same patient ID Re-attending within 3 months - Children	16	296	5.4%	11.9%	11.8%	12.4%
% of FP17s for the same patient ID Re-attending within 3 months - Adults	5	63	7.9%	15.8%	16.6%	16.7%
% of FP17s for the same patient ID Re-attending between 3 & 9 months - Children	181	296	61.1%	57.1%	60.2%	57.4%
% of FP17s for the same patient ID Re-attending between 3 & 9 months - Adults	30	63	47.6%	48.6%	52.0%	50.5%
% of FP17s for Band 1 Urgent Courses	8	313	2.6%	9.6%	9.4%	9.1%
% of FP17s Relating to Free Repair or Replacements	0	313	0.0%	0.7%	0.7%	0.8%
% of FP17s Relating to Continuations	3	313	1.0%	0.9%	1.2%	1.3%
% of Patients satisfied with the dentistry they have received	0	0	N/A	93.3%	93.6%	93.2%
% of Patients satisfied with the time they had to wait for an appointment	0	0	N/A	89.2%	89.1%	89.0%

\* This is based on patients treated on this contract for their most recent course of treatment. Figures in italics indicate the base number of FP17s or Patient Questionnaire responses are less than 100. N/A is shown where the base number of responses is less than 10 during the period. % is calculated as Quantity/Base number\*100



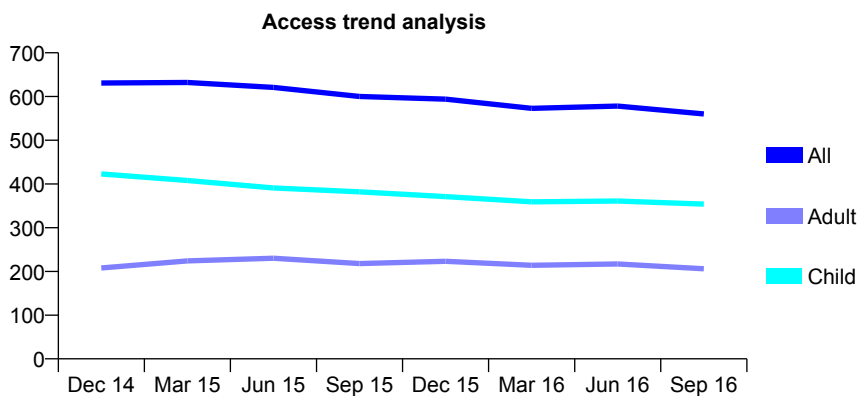
## Q69 - Vital Signs At a Glance Contract Report for 741523/0001 - September 2016

Name or company name	MR JE MILLER
Contract type name	GDS Contract
Purpose of contract	General
Contract start date	01/07/2007
Contract end date	

16/17 Contracted general activity (UDA)	950
Carry forward general activity (UDA)	0
16/17 Contracted orthodontic activity (UOA)	0
Carry forward orthodontic activity (UOA)	0
Baseline contract value	£22,464.24

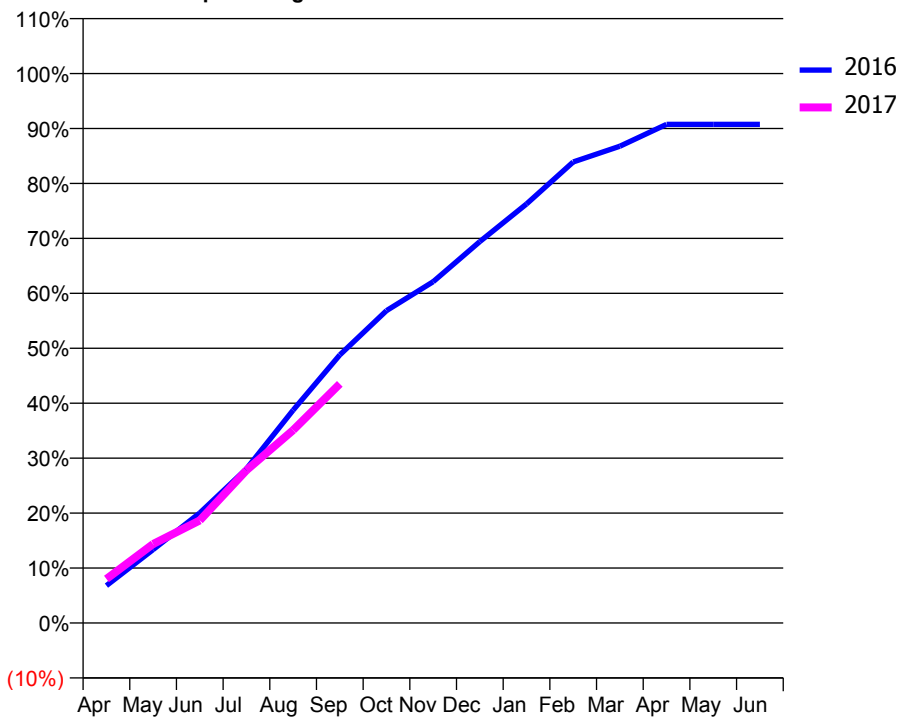
### ACCESS\*

Patients seen in 24 months	Total	Change since previous quarter
Quarter ending September 2015	600	
Quarter ending December 2015	594	↓
Quarter ending March 2016	573	↓
Quarter ending June 2016	578	→
Quarter ending September 2016	560	↓
<b>Variance since September 2015</b>	<b>(6.7%)</b>	<b>↓</b>



### ACTIVITY

Cumulative percentage of contracted UDA delivered 2016 & 2017



Adjusted Scheduled Activity (UDA)

Month	2016	2017
April	65	76
May	127	137
June	190	177
July	267	264
August	368	333
September	463	413
October	540	
November	590	
December	659	
January	724	
February	797	
March	824	
April	862	
May	862	
June	862	

### QUALITY

	Quantity	Base Number	Contract	AT	Region	England
% of FP17s for the same patient ID Re-attending within 3 months - Children	11	283	3.9%	11.9%	11.8%	12.4%
% of FP17s for the same patient ID Re-attending within 3 months - Adults	1	78	1.3%	15.8%	16.6%	16.7%
% of FP17s for the same patient ID Re-attending between 3 & 9 months - Children	144	283	50.9%	57.1%	60.2%	57.4%
% of FP17s for the same patient ID Re-attending between 3 & 9 months - Adults	32	78	41.0%	48.6%	52.0%	50.5%
% of FP17s for Band 1 Urgent Courses	12	325	3.7%	9.6%	9.4%	9.1%
% of FP17s Relating to Free Repair or Replacements	0	325	0.0%	0.7%	0.7%	0.8%
% of FP17s Relating to Continuations	0	325	0.0%	0.9%	1.2%	1.3%
% of Patients satisfied with the dentistry they have received	1	2	N/A	93.3%	93.6%	93.2%
% of Patients satisfied with the time they had to wait for an appointment	2	2	N/A	89.2%	89.1%	89.0%

\* This is based on patients treated on this contract for their most recent course of treatment. Figures in italics indicate the base number of FP17s or Patient Questionnaire responses are less than 100. N/A is shown where the base number of responses is less than 10 during the period. % is calculated as Quantity/Base number\*100

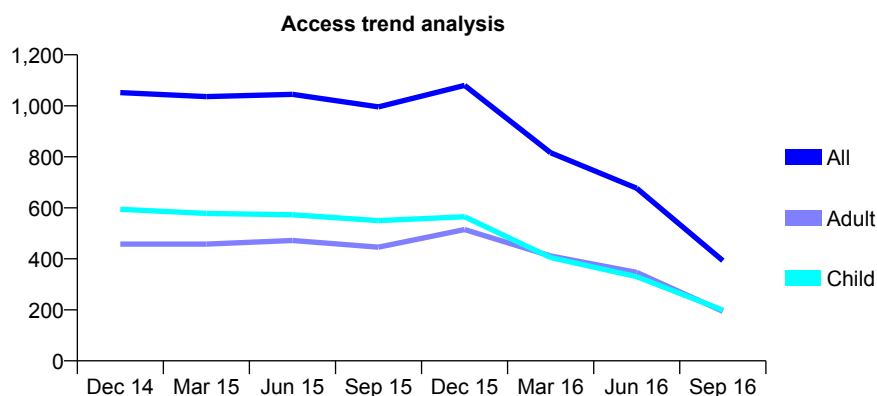
## Q69 - Vital Signs At a Glance Contract Report for 746762/0001 - September 2016

Name or company name	MR S BHATIA
Contract type name	GDS Contract
Purpose of contract	General
Contract start date	01/04/2006
Contract end date	

16/17 Contracted general activity (UDA)	6,243
Carry forward general activity (UDA)	0
16/17 Contracted orthodontic activity (UOA)	0
Carry forward orthodontic activity (UOA)	0
Baseline contract value	£154,287.50

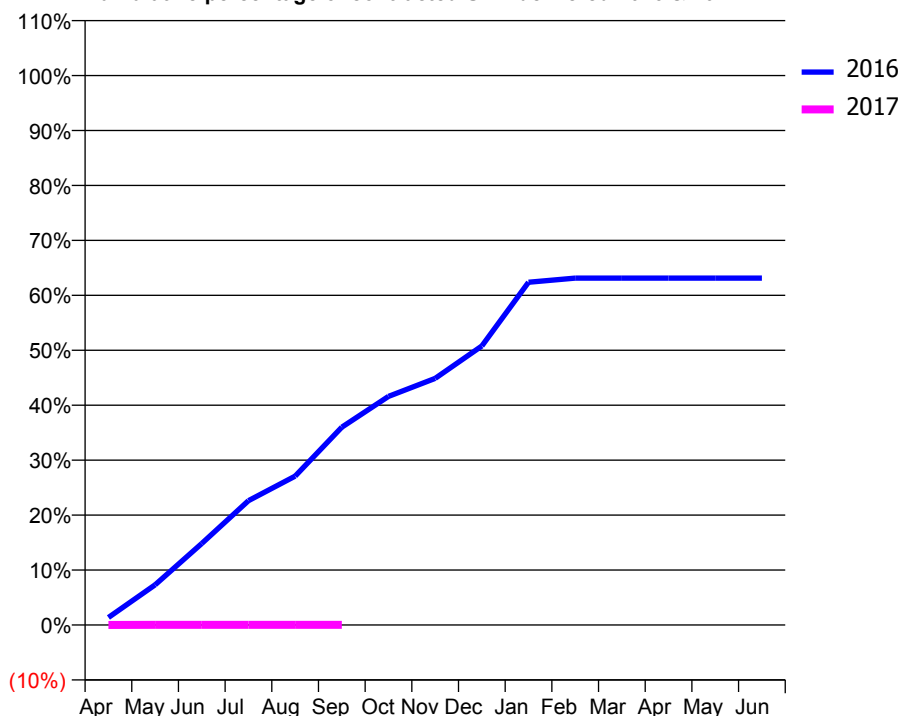
### ACCESS\*

Patients seen in 24 months	Total	Change since previous quarter
Quarter ending September 2015	996	
Quarter ending December 2015	1,080	↑
Quarter ending March 2016	816	↓
Quarter ending June 2016	677	↓
Quarter ending September 2016	393	↓
<b>Variance since September 2015</b>	<b>(60.5%)</b>	<b>↓</b>



### ACTIVITY

Cumulative percentage of contracted UDA delivered 2016 & 2017



Month	Adjusted Scheduled Activity (UDA)	
	2016	2017
April	30	0
May	159	3
June	323	3
July	493	3
August	590	3
September	784	3
October	906	
November	977	
December	1,106	
January	1,358	
February	1,374	
March	1,374	
April	1,374	
May	1,374	
June	1,374	

### QUALITY

	Quantity	Base Number	Contract	AT	Region	England
% of FP17s for the same patient ID Re-attending within 3 months - Children	0	0	N/A	11.9%	11.8%	12.4%
% of FP17s for the same patient ID Re-attending within 3 months - Adults	0	1	0.0%	15.8%	16.6%	16.7%
% of FP17s for the same patient ID Re-attending between 3 & 9 months - Children	0	0	N/A	57.1%	60.2%	57.4%
% of FP17s for the same patient ID Re-attending between 3 & 9 months - Adults	0	1	0.0%	48.6%	52.0%	50.5%
% of FP17s for Band 1 Urgent Courses	0	1	0.0%	9.6%	9.4%	9.1%
% of FP17s Relating to Free Repair or Replacements	0	1	0.0%	0.7%	0.7%	0.8%
% of FP17s Relating to Continuations	0	1	0.0%	0.9%	1.2%	1.3%
% of Patients satisfied with the dentistry they have received	0	0	N/A	93.3%	93.6%	93.2%
% of Patients satisfied with the time they had to wait for an appointment	0	0	N/A	89.2%	89.1%	89.0%

\* This is based on patients treated on this contract for their most recent course of treatment. Figures in italics indicate the base number of FP17s or Patient Questionnaire responses are less than 100. N/A is shown where the base number of responses is less than 10 during the period. % is calculated as Quantity/Base number\*100

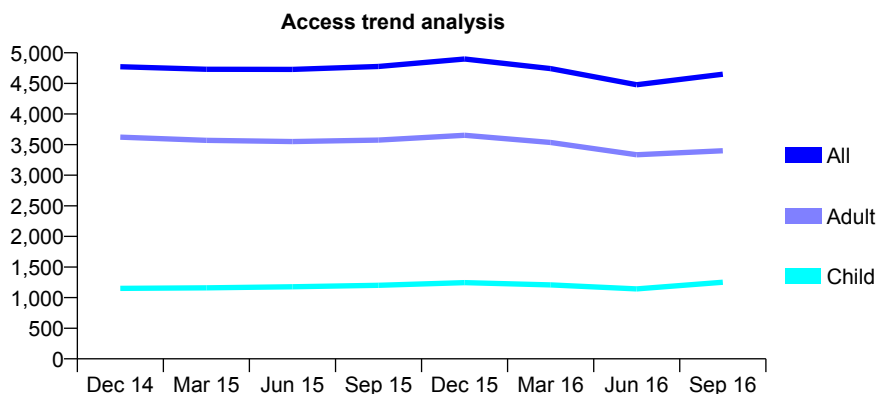
## Q69 - Vital Signs At a Glance Contract Report for 746762/0002 - September 2016

Name or company name	MR S BHATIA
Contract type name	GDS Contract
Purpose of contract	General
Contract start date	01/04/2006
Contract end date	

16/17 Contracted general activity (UDA)	8,311
Carry forward general activity (UDA)	-71
16/17 Contracted orthodontic activity (UOA)	0
Carry forward orthodontic activity (UOA)	0
Baseline contract value	£215,600.70

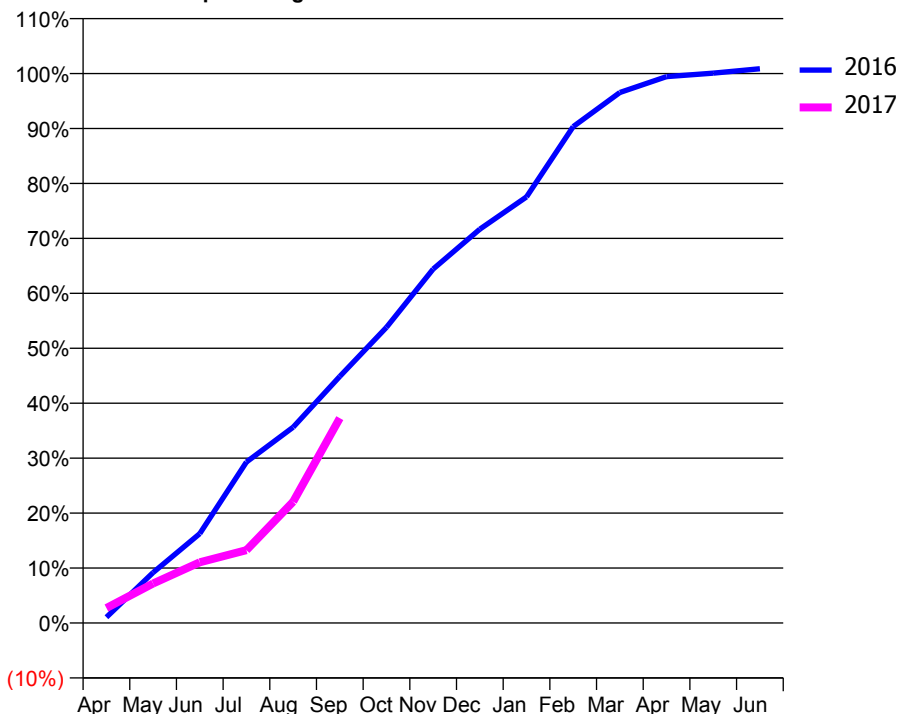
### ACCESS\*

Patients seen in 24 months	Total	Change since previous quarter
Quarter ending September 2015	4,776	
Quarter ending December 2015	4,898	↑
Quarter ending March 2016	4,742	↓
Quarter ending June 2016	4,478	↓
Quarter ending September 2016	4,650	↑
<b>Variance since September 2015</b>	<b>(2.6%)</b>	<b>↓</b>



### ACTIVITY

Cumulative percentage of contracted UDA delivered 2016 & 2017



Month	Adjusted Scheduled Activity (UDA)	
	2016	2017
April	87	226
May	763	598
June	1,352	919
July	2,435	1,102
August	2,962	1,834
September	3,729	3,099
October	4,472	
November	5,353	
December	5,957	
January	6,444	
February	7,508	
March	8,024	
April	8,264	
May	8,317	
June	8,382	

### QUALITY

	Quantity	Base Number	Contract	AT	Region	England
% of FP17s for the same patient ID Re-attending within 3 months - Children	17	527	3.2%	11.9%	11.8%	12.4%
% of FP17s for the same patient ID Re-attending within 3 months - Adults	66	1,249	5.3%	15.8%	16.6%	16.7%
% of FP17s for the same patient ID Re-attending between 3 & 9 months - Children	119	527	22.6%	57.1%	60.2%	57.4%
% of FP17s for the same patient ID Re-attending between 3 & 9 months - Adults	278	1,249	22.3%	48.6%	52.0%	50.5%
% of FP17s for Band 1 Urgent Courses	92	1,568	5.9%	9.6%	9.4%	9.1%
% of FP17s Relating to Free Repair or Replacements	10	1,568	0.6%	0.7%	0.7%	0.8%
% of FP17s Relating to Continuations	3	1,568	0.2%	0.9%	1.2%	1.3%
% of Patients satisfied with the dentistry they have received	2	3	N/A	93.3%	93.6%	93.2%
% of Patients satisfied with the time they had to wait for an appointment	3	3	N/A	89.2%	89.1%	89.0%

\* This is based on patients treated on this contract for their most recent course of treatment. Figures in italics indicate the base number of FP17s or Patient Questionnaire responses are less than 100. N/A is shown where the base number of responses is less than 10 during the period. % is calculated as Quantity/Base number\*100

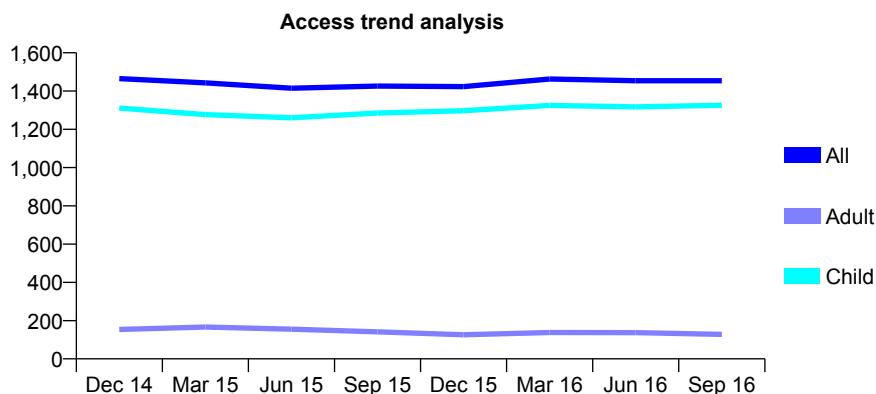
## Q69 - Vital Signs At a Glance Contract Report for 749664/0001 - September 2016

Name or company name	MISS BB KANAS
Contract type name	GDS Contract
Purpose of contract	General
Contract start date	01/04/2006
Contract end date	

16/17 Contracted general activity (UDA)	2,650
Carry forward general activity (UDA)	-16
16/17 Contracted orthodontic activity (UOA)	0
Carry forward orthodontic activity (UOA)	0
Baseline contract value	£62,656.89

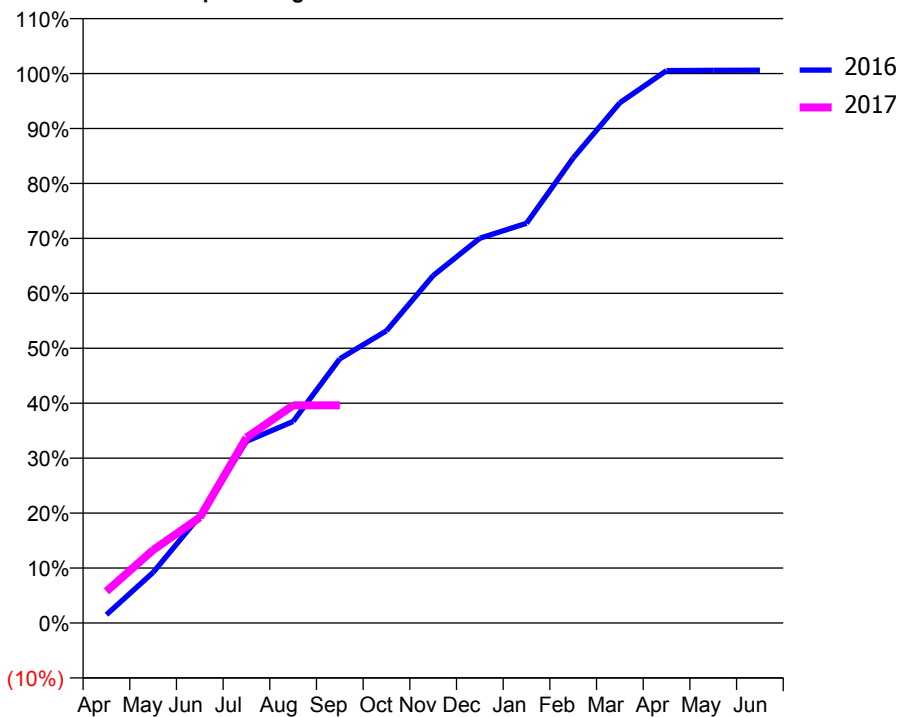
### ACCESS\*

Patients seen in 24 months	Total	Change since previous quarter
Quarter ending September 2015	1,426	
Quarter ending December 2015	1,423	→
Quarter ending March 2016	1,463	↑
Quarter ending June 2016	1,454	→
Quarter ending September 2016	1,454	→
<b>Variance since September 2015</b>	<b>2.0%</b>	<b>→</b>



### ACTIVITY

Cumulative percentage of contracted UDA delivered 2016 & 2017



Adjusted Scheduled Activity (UDA)

Month	2016	2017
April	40	153
May	244	352
June	515	509
July	876	894
August	972	1,050
September	1,274	1,050
October	1,409	
November	1,676	
December	1,855	
January	1,928	
February	2,243	
March	2,509	
April	2,664	
May	2,665	
June	2,666	

### QUALITY

	Quantity	Base Number	Contract	AT	Region	England
% of FP17s for the same patient ID Re-attending within 3 months - Children	53	849	6.2%	11.9%	11.8%	12.4%
% of FP17s for the same patient ID Re-attending within 3 months - Adults	0	26	0.0%	15.8%	16.6%	16.7%
% of FP17s for the same patient ID Re-attending between 3 & 9 months - Children	470	849	55.4%	57.1%	60.2%	57.4%
% of FP17s for the same patient ID Re-attending between 3 & 9 months - Adults	15	26	57.7%	48.6%	52.0%	50.5%
% of FP17s for Band 1 Urgent Courses	43	768	5.6%	9.6%	9.4%	9.1%
% of FP17s Relating to Free Repair or Replacements	0	768	0.0%	0.7%	0.7%	0.8%
% of FP17s Relating to Continuations	0	768	0.0%	0.9%	1.2%	1.3%
% of Patients satisfied with the dentistry they have received	0	0	N/A	93.3%	93.6%	93.2%
% of Patients satisfied with the time they had to wait for an appointment	0	0	N/A	89.2%	89.1%	89.0%

\* This is based on patients treated on this contract for their most recent course of treatment. Figures in italics indicate the base number of FP17s or Patient Questionnaire responses are less than 100. N/A is shown where the base number of responses is less than 10 during the period. % is calculated as Quantity/Base number\*100

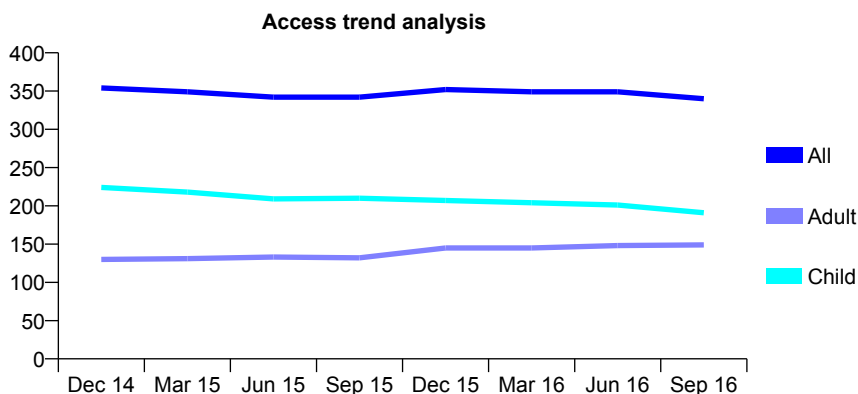
## Q69 - Vital Signs At a Glance Contract Report for 754730/0001 - September 2016

Name or company name	MR D SCHOFIELD
Contract type name	GDS Contract
Purpose of contract	General
Contract start date	01/04/2006
Contract end date	

16/17 Contracted general activity (UDA)	645
Carry forward general activity (UDA)	0
16/17 Contracted orthodontic activity (UOA)	0
Carry forward orthodontic activity (UOA)	0
Baseline contract value	£14,446.77

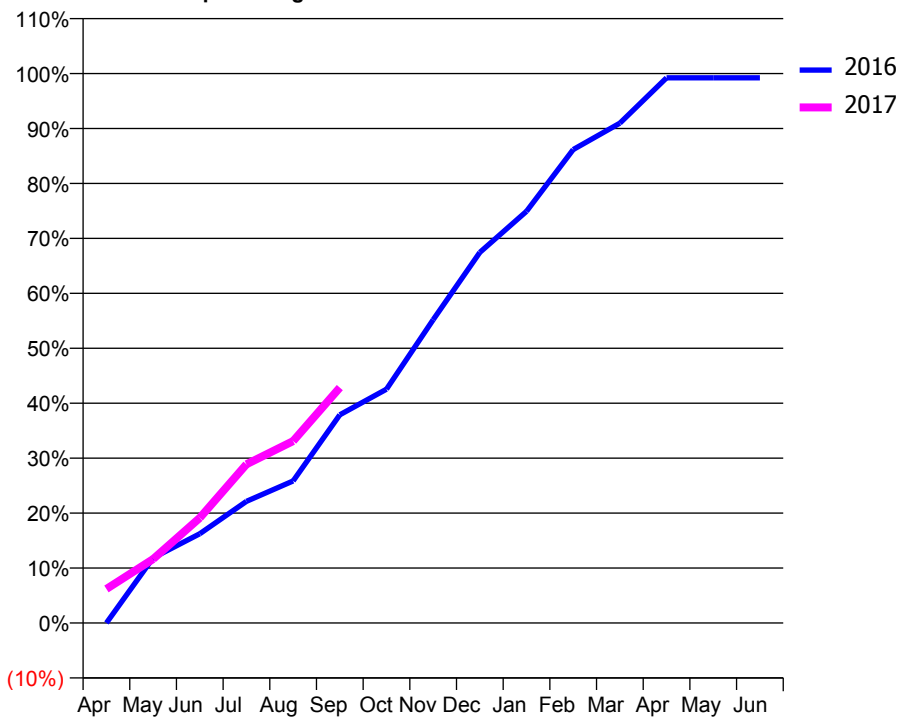
### ACCESS\*

Patients seen in 24 months	Total	Change since previous quarter
Quarter ending September 2015	342	
Quarter ending December 2015	352	↑
Quarter ending March 2016	349	→
Quarter ending June 2016	349	→
Quarter ending September 2016	340	↓
<b>Variance since September 2015</b>	<b>(0.6%)</b>	→



### ACTIVITY

Cumulative percentage of contracted UDA delivered 2016 & 2017



Adjusted Scheduled Activity (UDA)

Month	2016	2017
April	0	40
May	76	75
June	105	123
July	143	186
August	167	214
September	244	276
October	274	
November	356	
December	435	
January	483	
February	556	
March	587	
April	640	
May	640	
June	640	

### QUALITY

	Quantity	Base Number	Contract	AT	Region	England
% of FP17s for the same patient ID Re-attending within 3 months - Children	6	174	3.4%	11.9%	11.8%	12.4%
% of FP17s for the same patient ID Re-attending within 3 months - Adults	4	89	4.5%	15.8%	16.6%	16.7%
% of FP17s for the same patient ID Re-attending between 3 & 9 months - Children	135	174	77.6%	57.1%	60.2%	57.4%
% of FP17s for the same patient ID Re-attending between 3 & 9 months - Adults	57	89	64.0%	48.6%	52.0%	50.5%
% of FP17s for Band 1 Urgent Courses	7	224	3.1%	9.6%	9.4%	9.1%
% of FP17s Relating to Free Repair or Replacements	0	224	0.0%	0.7%	0.7%	0.8%
% of FP17s Relating to Continuations	1	224	0.4%	0.9%	1.2%	1.3%
% of Patients satisfied with the dentistry they have received	2	2	N/A	93.3%	93.6%	93.2%
% of Patients satisfied with the time they had to wait for an appointment	2	2	N/A	89.2%	89.1%	89.0%

\* This is based on patients treated on this contract for their most recent course of treatment. Figures in italics indicate the base number of FP17s or Patient Questionnaire responses are less than 100. N/A is shown where the base number of responses is less than 10 during the period. % is calculated as Quantity/Base number\*100

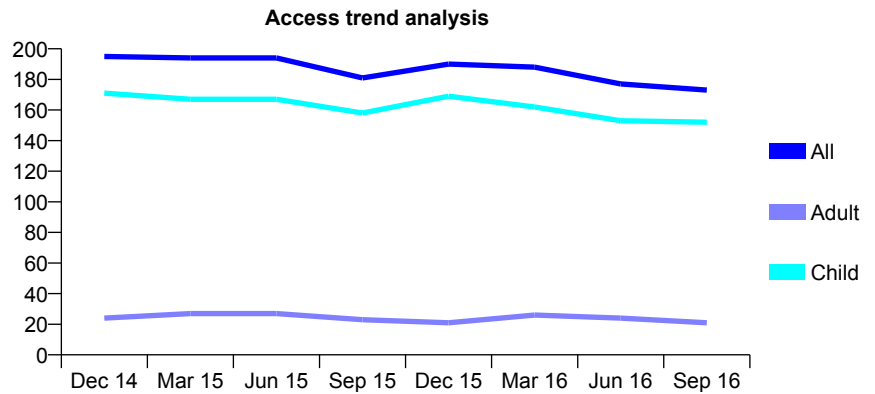
## Q69 - Vital Signs At a Glance Contract Report for 762199/0001 - September 2016

Name or company name	MR F MOTTACKI
Contract type name	GDS Contract
Purpose of contract	General
Contract start date	01/04/2006
Contract end date	

16/17 Contracted general activity (UDA)	358
Carry forward general activity (UDA)	0
16/17 Contracted orthodontic activity (UOA)	0
Carry forward orthodontic activity (UOA)	0
Baseline contract value	£8,586.52

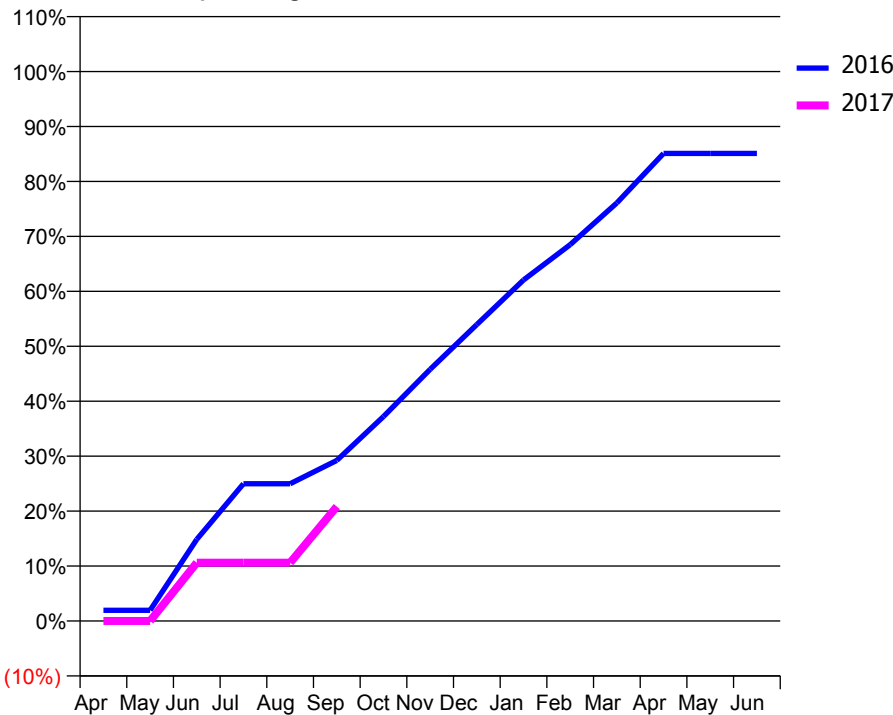
### ACCESS\*

Patients seen in 24 months	Total	Change since previous quarter
Quarter ending September 2015	181	
Quarter ending December 2015	190	↑
Quarter ending March 2016	188	↓
Quarter ending June 2016	177	↓
Quarter ending September 2016	173	↓
<b>Variance since September 2015</b>	<b>(4.4%)</b>	<b>↓</b>



### ACTIVITY

Cumulative percentage of contracted UDA delivered 2016 & 2017



Month	Adjusted Scheduled Activity (UDA)	
	2016	2017
April	7	0
May	7	0
June	53	38
July	89	38
August	89	38
September	105	75
October	133	
November	164	
December	193	
January	222	
February	245	
March	272	
April	305	
May	305	
June	305	

### QUALITY

	Quantity	Base Number	Contract	AT	Region	England
% of FP17s for the same patient ID Re-attending within 3 months - Children	2	58	3.4%	11.9%	11.8%	12.4%
% of FP17s for the same patient ID Re-attending within 3 months - Adults	0	3	0.0%	15.8%	16.6%	16.7%
% of FP17s for the same patient ID Re-attending between 3 & 9 months - Children	24	58	41.4%	57.1%	60.2%	57.4%
% of FP17s for the same patient ID Re-attending between 3 & 9 months - Adults	0	3	0.0%	48.6%	52.0%	50.5%
% of FP17s for Band 1 Urgent Courses	3	48	6.3%	9.6%	9.4%	9.1%
% of FP17s Relating to Free Repair or Replacements	0	48	0.0%	0.7%	0.7%	0.8%
% of FP17s Relating to Continuations	0	48	0.0%	0.9%	1.2%	1.3%
% of Patients satisfied with the dentistry they have received	0	0	N/A	93.3%	93.6%	93.2%
% of Patients satisfied with the time they had to wait for an appointment	0	0	N/A	89.2%	89.1%	89.0%

\* This is based on patients treated on this contract for their most recent course of treatment. Figures in italics indicate the base number of FP17s or Patient Questionnaire responses are less than 100. N/A is shown where the base number of responses is less than 10 during the period. % is calculated as Quantity/Base number\*100

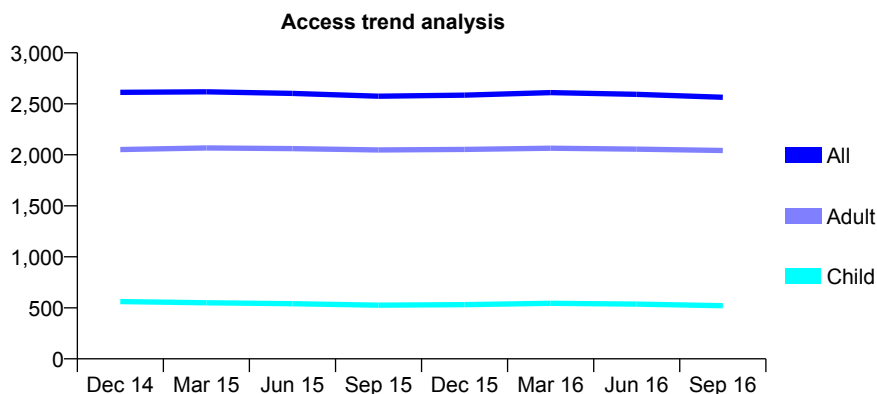
## Q69 - Vital Signs At a Glance Contract Report for 762717/0001 - September 2016

Name or company name	MR R PATEL
Contract type name	GDS Contract
Purpose of contract	General
Contract start date	01/04/2007
Contract end date	

16/17 Contracted general activity (UDA)	7,599
Carry forward general activity (UDA)	0
16/17 Contracted orthodontic activity (UOA)	0
Carry forward orthodontic activity (UOA)	0
Baseline contract value	£165,541.62

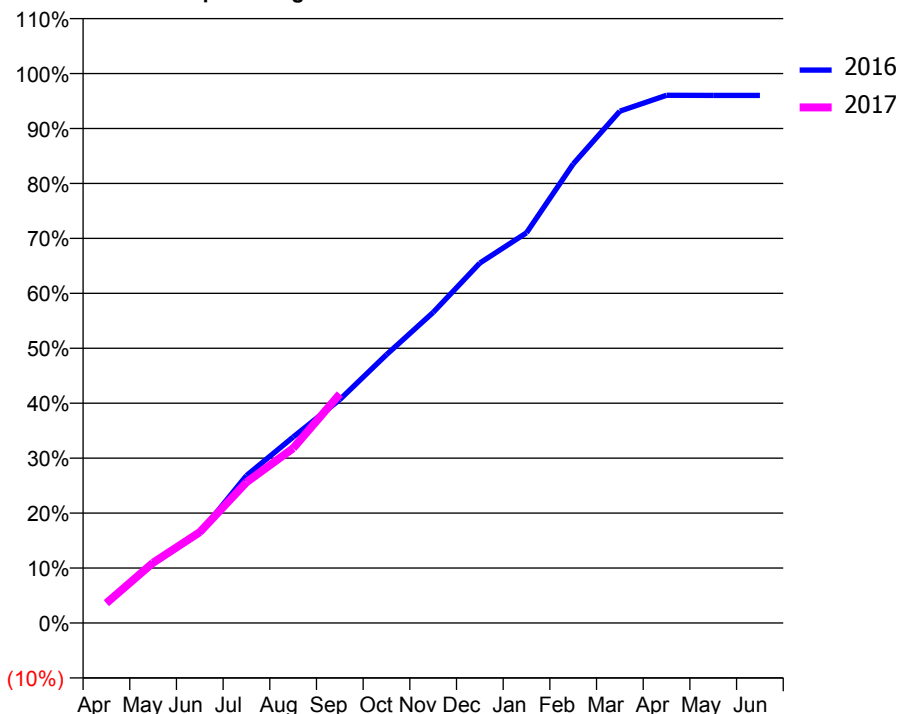
### ACCESS\*

Patients seen in 24 months	Total	Change since previous quarter
Quarter ending September 2015	2,574	
Quarter ending December 2015	2,585	→
Quarter ending March 2016	2,610	→
Quarter ending June 2016	2,593	→
Quarter ending September 2016	2,564	↓
<b>Variance since September 2015</b>	<b>(0.4%)</b>	→



### ACTIVITY

Cumulative percentage of contracted UDA delivered 2016 & 2017



Month	Adjusted Scheduled Activity (UDA)	
	2016	2017
April	285	276
May	839	835
June	1,275	1,257
July	2,087	1,946
August	2,632	2,416
September	3,163	3,168
October	3,798	
November	4,396	
December	5,095	
January	5,523	
February	6,498	
March	7,244	
April	7,469	
May	7,468	
June	7,468	

### QUALITY

	Quantity	Base Number	Contract	AT	Region	England
% of FP17s for the same patient ID Re-attending within 3 months - Children	24	391	6.1%	11.9%	11.8%	12.4%
% of FP17s for the same patient ID Re-attending within 3 months - Adults	222	1,628	13.6%	15.8%	16.6%	16.7%
% of FP17s for the same patient ID Re-attending between 3 & 9 months - Children	261	391	66.8%	57.1%	60.2%	57.4%
% of FP17s for the same patient ID Re-attending between 3 & 9 months - Adults	1,111	1,628	68.2%	48.6%	52.0%	50.5%
% of FP17s for Band 1 Urgent Courses	120	1,911	6.3%	9.6%	9.4%	9.1%
% of FP17s Relating to Free Repair or Replacements	19	1,911	1.0%	0.7%	0.7%	0.8%
% of FP17s Relating to Continuations	19	1,911	1.0%	0.9%	1.2%	1.3%
% of Patients satisfied with the dentistry they have received	4	4	N/A	93.3%	93.6%	93.2%
% of Patients satisfied with the time they had to wait for an appointment	4	4	N/A	89.2%	89.1%	89.0%

\* This is based on patients treated on this contract for their most recent course of treatment. Figures in italics indicate the base number of FP17s or Patient Questionnaire responses are less than 100. N/A is shown where the base number of responses is less than 10 during the period. % is calculated as Quantity/Base number\*100



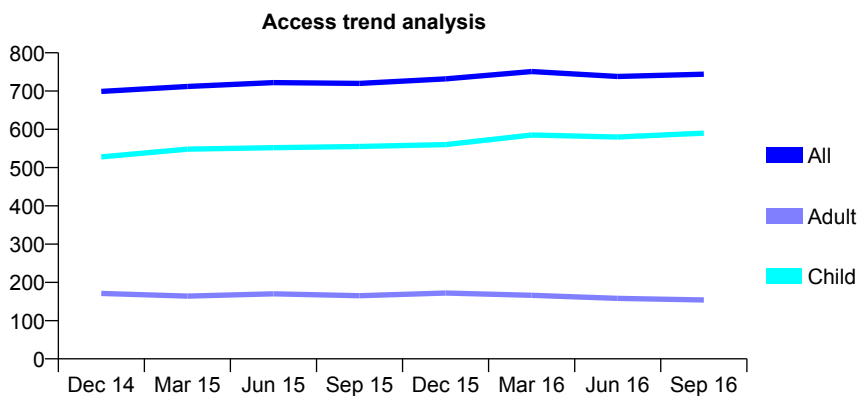
## Q69 - Vital Signs At a Glance Contract Report for 766461/0002 - September 2016

Name or company name	MR J MURUGUPPILLAI
Contract type name	GDS Contract
Purpose of contract	General
Contract start date	30/07/2008
Contract end date	

16/17 Contracted general activity (UDA)	1,226
Carry forward general activity (UDA)	-22
16/17 Contracted orthodontic activity (UOA)	0
Carry forward orthodontic activity (UOA)	0
Baseline contract value	£26,368.74

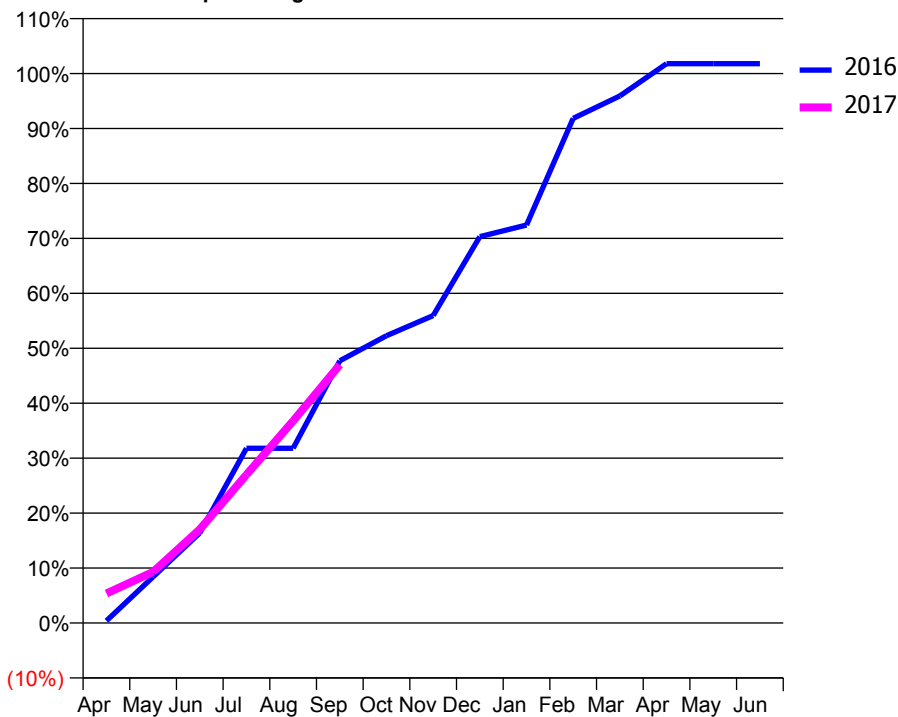
### ACCESS\*

Patients seen in 24 months	Total	Change since previous quarter
Quarter ending September 2015	720	
Quarter ending December 2015	732	→
Quarter ending March 2016	751	↑
Quarter ending June 2016	738	↓
Quarter ending September 2016	744	→
<b>Variance since September 2015</b>	<b>3.3%</b>	<b>↑</b>



### ACTIVITY

Cumulative percentage of contracted UDA delivered 2016 & 2017



Adjusted Scheduled Activity (UDA)

Month	2016	2017
April	5	66
May	103	114
June	201	209
July	390	331
August	390	451
September	585	576
October	641	
November	686	
December	862	
January	888	
February	1,126	
March	1,176	
April	1,248	
May	1,248	
June	1,248	

### QUALITY

	Quantity	Base Number	Contract	AT	Region	England
% of FP17s for the same patient ID Re-attending within 3 months - Children	8	456	1.8%	11.9%	11.8%	12.4%
% of FP17s for the same patient ID Re-attending within 3 months - Adults	3	70	4.3%	15.8%	16.6%	16.7%
% of FP17s for the same patient ID Re-attending between 3 & 9 months - Children	273	456	59.9%	57.1%	60.2%	57.4%
% of FP17s for the same patient ID Re-attending between 3 & 9 months - Adults	27	70	38.6%	48.6%	52.0%	50.5%
% of FP17s for Band 1 Urgent Courses	0	470	0.0%	9.6%	9.4%	9.1%
% of FP17s Relating to Free Repair or Replacements	0	470	0.0%	0.7%	0.7%	0.8%
% of FP17s Relating to Continuations	0	470	0.0%	0.9%	1.2%	1.3%
% of Patients satisfied with the dentistry they have received	0	0	N/A	93.3%	93.6%	93.2%
% of Patients satisfied with the time they had to wait for an appointment	0	0	N/A	89.2%	89.1%	89.0%

\* This is based on patients treated on this contract for their most recent course of treatment. Figures in italics indicate the base number of FP17s or Patient Questionnaire responses are less than 100. N/A is shown where the base number of responses is less than 10 during the period. % is calculated as Quantity/Base number\*100

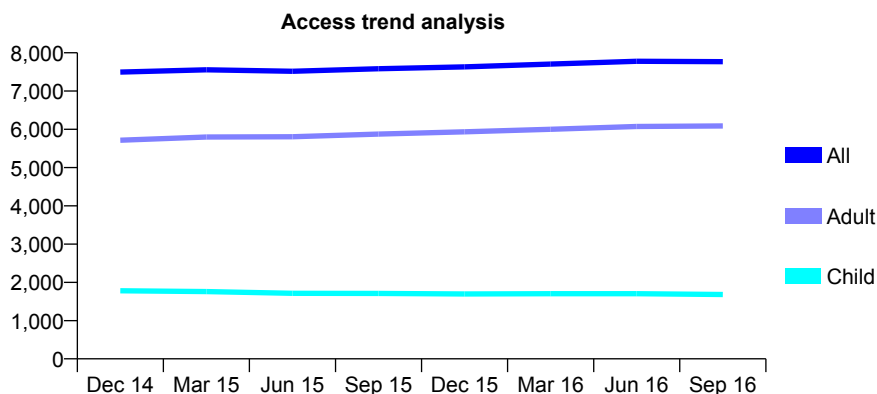
## Q69 - Vital Signs At a Glance Contract Report for 767670/0001 - September 2016

Name or company name	MRS K DOULGERIDOU-KOSTOPOULOU
Contract type name	GDS Contract
Purpose of contract	General
Contract start date	01/04/2006
Contract end date	

16/17 Contracted general activity (UDA)	24,000
Carry forward general activity (UDA)	756
16/17 Contracted orthodontic activity (UOA)	0
Carry forward orthodontic activity (UOA)	0
Baseline contract value	£519,114.05

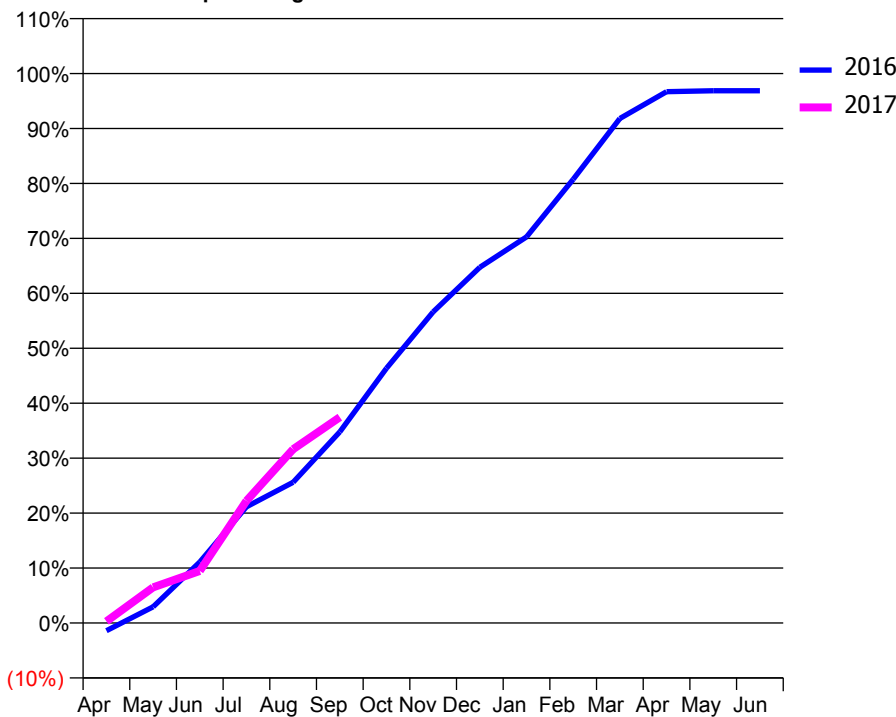
### ACCESS\*

Patients seen in 24 months	Total	Change since previous quarter
Quarter ending September 2015	7,585	
Quarter ending December 2015	7,633	→
Quarter ending March 2016	7,706	→
Quarter ending June 2016	7,778	→
Quarter ending September 2016	7,768	→
<b>Variance since September 2015</b>	<b>2.4%</b>	<b>↑</b>



### ACTIVITY

Cumulative percentage of contracted UDA delivered 2016 & 2017



Month	Adjusted Scheduled Activity (UDA)	
	2016	2017
April	-339	72
May	710	1,558
June	2,665	2,274
July	5,076	5,341
August	6,149	7,593
September	8,352	8,989
October	11,128	
November	13,588	
December	15,538	
January	16,862	
February	19,380	
March	22,038	
April	23,205	
May	23,244	
June	23,244	

### QUALITY

	Quantity	Base Number	Contract	AT	Region	England
% of FP17s for the same patient ID Re-attending within 3 months - Children	64	1,240	5.2%	11.9%	11.8%	12.4%
% of FP17s for the same patient ID Re-attending within 3 months - Adults	553	4,080	13.6%	15.8%	16.6%	16.7%
% of FP17s for the same patient ID Re-attending between 3 & 9 months - Children	750	1,240	60.5%	57.1%	60.2%	57.4%
% of FP17s for the same patient ID Re-attending between 3 & 9 months - Adults	2,153	4,080	52.8%	48.6%	52.0%	50.5%
% of FP17s for Band 1 Urgent Courses	111	4,827	2.3%	9.6%	9.4%	9.1%
% of FP17s Relating to Free Repair or Replacements	40	4,827	0.8%	0.7%	0.7%	0.8%
% of FP17s Relating to Continuations	93	4,827	1.9%	0.9%	1.2%	1.3%
% of Patients satisfied with the dentistry they have received	8	11	72.7%	93.3%	93.6%	93.2%
% of Patients satisfied with the time they had to wait for an appointment	11	11	100.0%	89.2%	89.1%	89.0%

\* This is based on patients treated on this contract for their most recent course of treatment. Figures in italics indicate the base number of FP17s or Patient Questionnaire responses are less than 100. N/A is shown where the base number of responses is less than 10 during the period. % is calculated as Quantity/Base number\*100

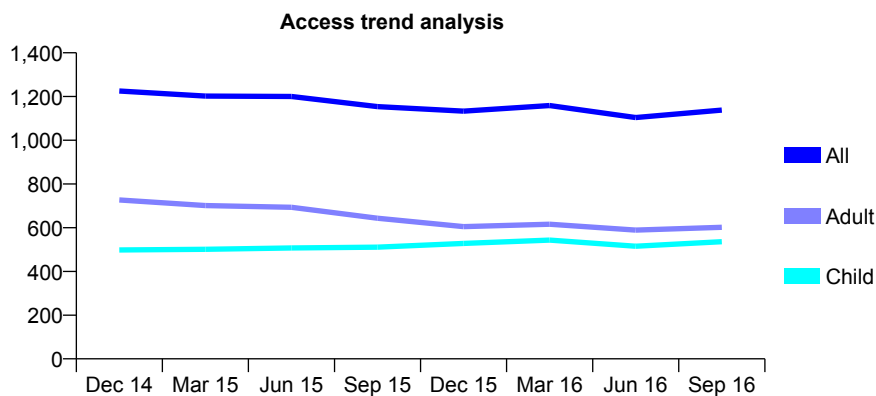
## Q69 - Vital Signs At a Glance Contract Report for 768405/0001 - September 2016

Name or company name	MR H SANDHU
Contract type name	GDS Contract
Purpose of contract	General
Contract start date	01/04/2006
Contract end date	

16/17 Contracted general activity (UDA)	3,000
Carry forward general activity (UDA)	0
16/17 Contracted orthodontic activity (UOA)	0
Carry forward orthodontic activity (UOA)	0
Baseline contract value	£63,670.78

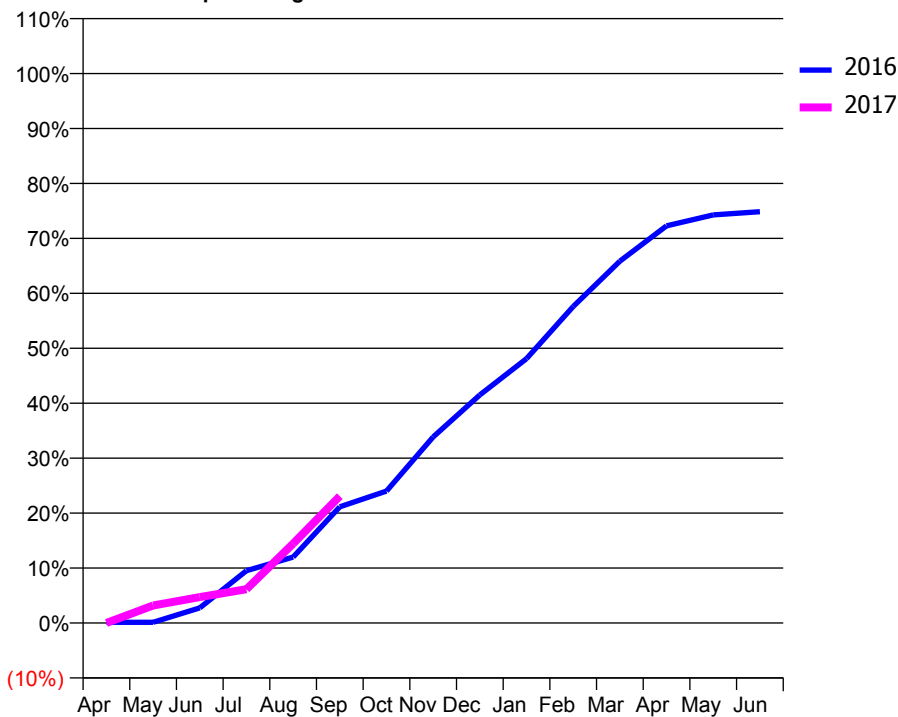
### ACCESS\*

Patients seen in 24 months	Total	Change since previous quarter
Quarter ending September 2015	1,154	
Quarter ending December 2015	1,133	↓
Quarter ending March 2016	1,159	↑
Quarter ending June 2016	1,104	↓
Quarter ending September 2016	1,138	↑
<b>Variance since September 2015</b>	<b>(1.4%)</b>	<b>↓</b>



### ACTIVITY

Cumulative percentage of contracted UDA delivered 2016 & 2017



Month	Adjusted Scheduled Activity (UDA)	
	2016	2017
April	4	0
May	4	95
June	82	141
July	286	184
August	360	433
September	635	693
October	720	
November	1,016	
December	1,245	
January	1,443	
February	1,728	
March	1,976	
April	2,169	
May	2,228	
June	2,246	

### QUALITY

	Quantity	Base Number	Contract	AT	Region	England
% of FP17s for the same patient ID Re-attending within 3 months - Children	26	280	9.3%	11.9%	11.8%	12.4%
% of FP17s for the same patient ID Re-attending within 3 months - Adults	31	155	20.0%	15.8%	16.6%	16.7%
% of FP17s for the same patient ID Re-attending between 3 & 9 months - Children	101	280	36.1%	57.1%	60.2%	57.4%
% of FP17s for the same patient ID Re-attending between 3 & 9 months - Adults	40	155	25.8%	48.6%	52.0%	50.5%
% of FP17s for Band 1 Urgent Courses	30	332	9.0%	9.6%	9.4%	9.1%
% of FP17s Relating to Free Repair or Replacements	2	332	0.6%	0.7%	0.7%	0.8%
% of FP17s Relating to Continuations	5	332	1.5%	0.9%	1.2%	1.3%
% of Patients satisfied with the dentistry they have received	1	1	N/A	93.3%	93.6%	93.2%
% of Patients satisfied with the time they had to wait for an appointment	1	1	N/A	89.2%	89.1%	89.0%

\* This is based on patients treated on this contract for their most recent course of treatment. Figures in italics indicate the base number of FP17s or Patient Questionnaire responses are less than 100. N/A is shown where the base number of responses is less than 10 during the period. % is calculated as Quantity/Base number\*100

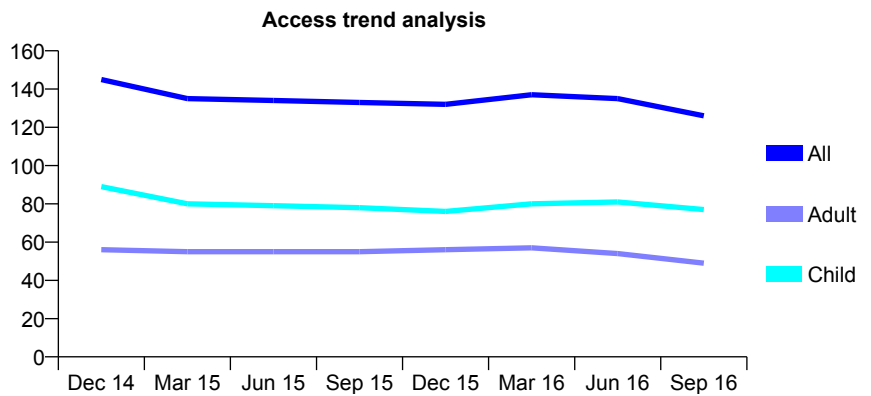
## Q69 - Vital Signs At a Glance Contract Report for 768618/0001 - September 2016

Name or company name	MR PS NAGI
Contract type name	GDS Contract
Purpose of contract	General
Contract start date	05/02/2008
Contract end date	

16/17 Contracted general activity (UDA)	270
Carry forward general activity (UDA)	0
16/17 Contracted orthodontic activity (UOA)	0
Carry forward orthodontic activity (UOA)	0
Baseline contract value	£6,385.07

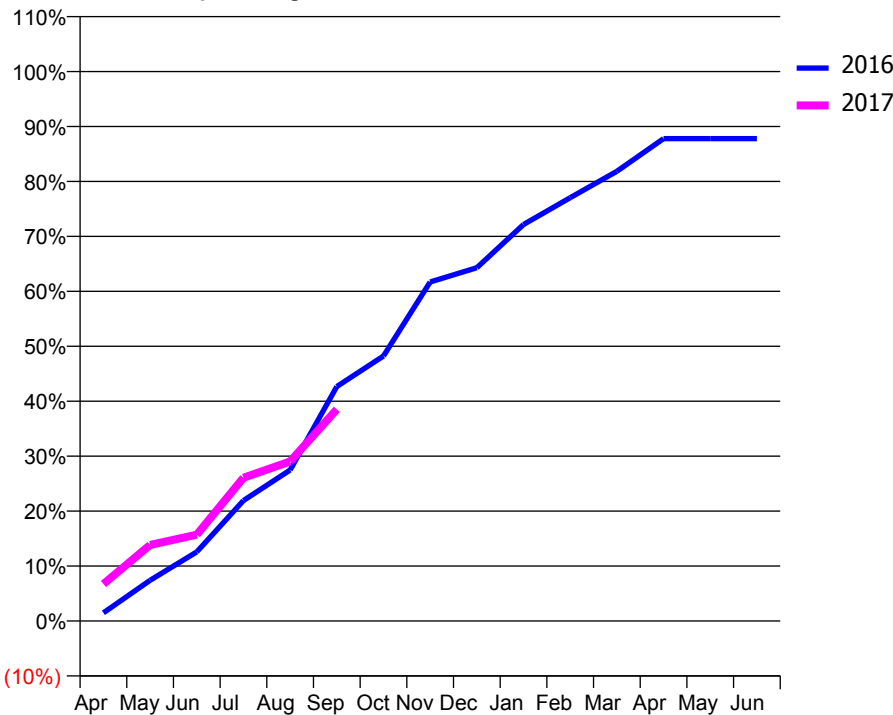
### ACCESS\*

Patients seen in 24 months	Total	Change since previous quarter
Quarter ending September 2015	133	
Quarter ending December 2015	132	→
Quarter ending March 2016	137	↑
Quarter ending June 2016	135	↓
Quarter ending September 2016	126	↓
<b>Variance since September 2015</b>	<b>(5.3%)</b>	<b>↓</b>



### ACTIVITY

Cumulative percentage of contracted UDA delivered 2016 & 2017



Month	Adjusted Scheduled Activity (UDA)	
	2016	2017
April	4	18
May	20	37
June	34	42
July	59	70
August	74	78
September	115	104
October	130	
November	167	
December	174	
January	195	
February	208	
March	221	
April	237	
May	237	
June	237	

### QUALITY

	Quantity	Base Number	Contract	AT	Region	England
% of FP17s for the same patient ID Re-attending within 3 months - Children	5	52	9.6%	11.9%	11.8%	12.4%
% of FP17s for the same patient ID Re-attending within 3 months - Adults	1	24	4.2%	15.8%	16.6%	16.7%
% of FP17s for the same patient ID Re-attending between 3 & 9 months - Children	26	52	50.0%	57.1%	60.2%	57.4%
% of FP17s for the same patient ID Re-attending between 3 & 9 months - Adults	10	24	41.7%	48.6%	52.0%	50.5%
% of FP17s for Band 1 Urgent Courses	5	66	7.6%	9.6%	9.4%	9.1%
% of FP17s Relating to Free Repair or Replacements	0	66	0.0%	0.7%	0.7%	0.8%
% of FP17s Relating to Continuations	0	66	0.0%	0.9%	1.2%	1.3%
% of Patients satisfied with the dentistry they have received	0	0	N/A	93.3%	93.6%	93.2%
% of Patients satisfied with the time they had to wait for an appointment	0	0	N/A	89.2%	89.1%	89.0%

\* This is based on patients treated on this contract for their most recent course of treatment. Figures in italics indicate the base number of FP17s or Patient Questionnaire responses are less than 100. N/A is shown where the base number of responses is less than 10 during the period. % is calculated as Quantity/Base number\*100

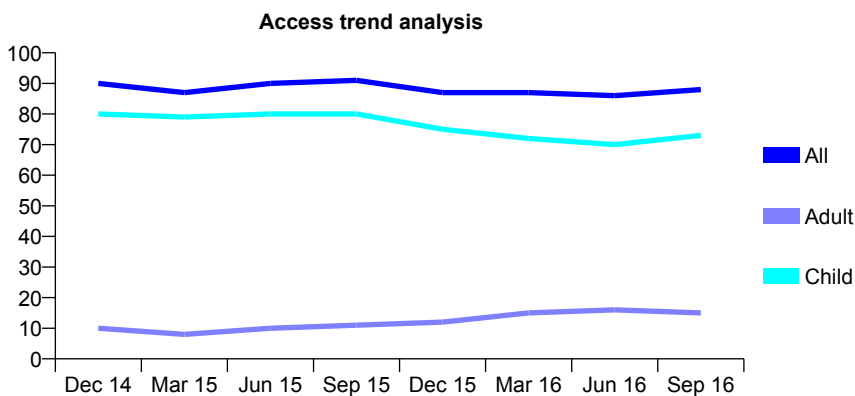
## Q69 - Vital Signs At a Glance Contract Report for 768766/0001 - September 2016

Name or company name	MR S PATEL
Contract type name	GDS Contract
Purpose of contract	General
Contract start date	01/07/2006
Contract end date	

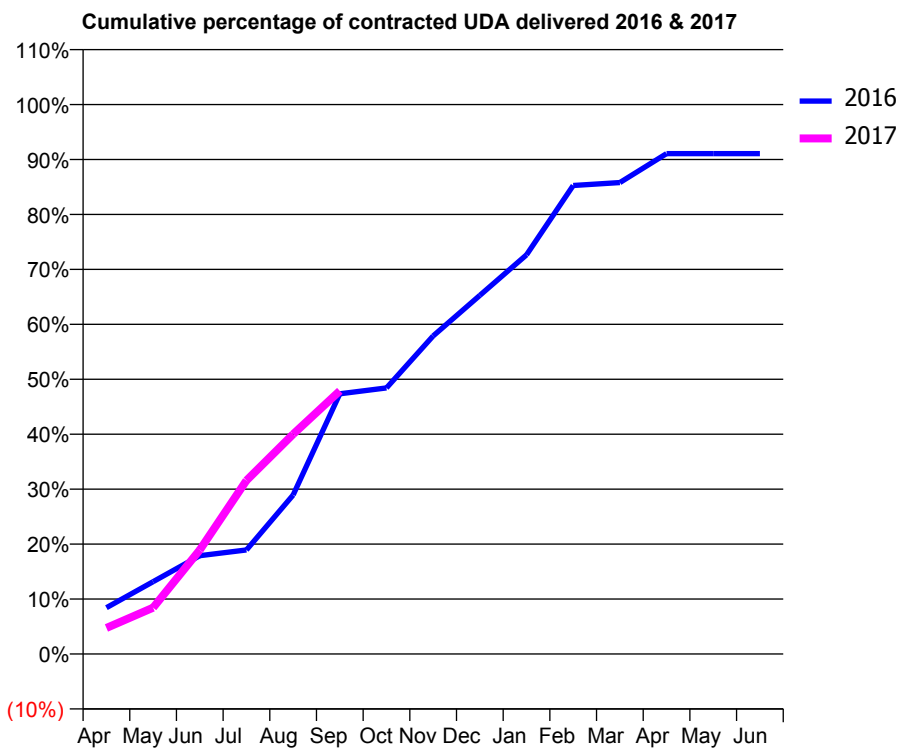
16/17 Contracted general activity (UDA)	190
Carry forward general activity (UDA)	0
16/17 Contracted orthodontic activity (UOA)	0
Carry forward orthodontic activity (UOA)	0
Baseline contract value	£4,492.43

### ACCESS\*

Patients seen in 24 months	Total	Change since previous quarter
Quarter ending September 2015	91	
Quarter ending December 2015	87	↓
Quarter ending March 2016	87	→
Quarter ending June 2016	86	↓
Quarter ending September 2016	88	↑
<b>Variance since September 2015</b>	<b>(3.3%)</b>	<b>↓</b>



### ACTIVITY



Month	Adjusted Scheduled Activity (UDA)	
	2016	2017
April	16	9
May	25	16
June	34	36
July	36	60
August	55	76
September	90	91
October	92	
November	110	
December	124	
January	138	
February	162	
March	163	
April	173	
May	173	
June	173	

### QUALITY

	Quantity	Base Number	Contract	AT	Region	England
% of FP17s for the same patient ID Re-attending within 3 months - Children	6	67	9.0%	11.9%	11.8%	12.4%
% of FP17s for the same patient ID Re-attending within 3 months - Adults	0	5	0.0%	15.8%	16.6%	16.7%
% of FP17s for the same patient ID Re-attending between 3 & 9 months - Children	29	67	43.3%	57.1%	60.2%	57.4%
% of FP17s for the same patient ID Re-attending between 3 & 9 months - Adults	3	5	60.0%	48.6%	52.0%	50.5%
% of FP17s for Band 1 Urgent Courses	0	61	0.0%	9.6%	9.4%	9.1%
% of FP17s Relating to Free Repair or Replacements	0	61	0.0%	0.7%	0.7%	0.8%
% of FP17s Relating to Continuations	0	61	0.0%	0.9%	1.2%	1.3%
% of Patients satisfied with the dentistry they have received	0	0	N/A	93.3%	93.6%	93.2%
% of Patients satisfied with the time they had to wait for an appointment	0	0	N/A	89.2%	89.1%	89.0%

\* This is based on patients treated on this contract for their most recent course of treatment. Figures in italics indicate the base number of FP17s or Patient Questionnaire responses are less than 100. N/A is shown where the base number of responses is less than 10 during the period. % is calculated as Quantity/Base number\*100

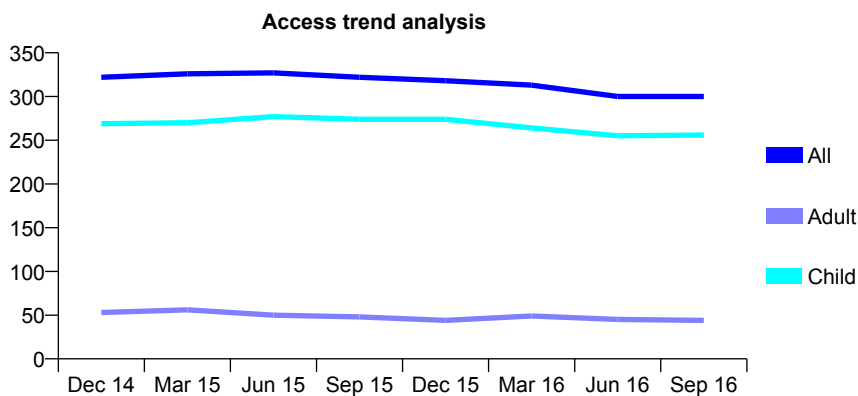
## Q69 - Vital Signs At a Glance Contract Report for 772909/0001 - September 2016

Name or company name	MR JS JUGDEV
Contract type name	GDS Contract
Purpose of contract	General
Contract start date	01/02/2008
Contract end date	

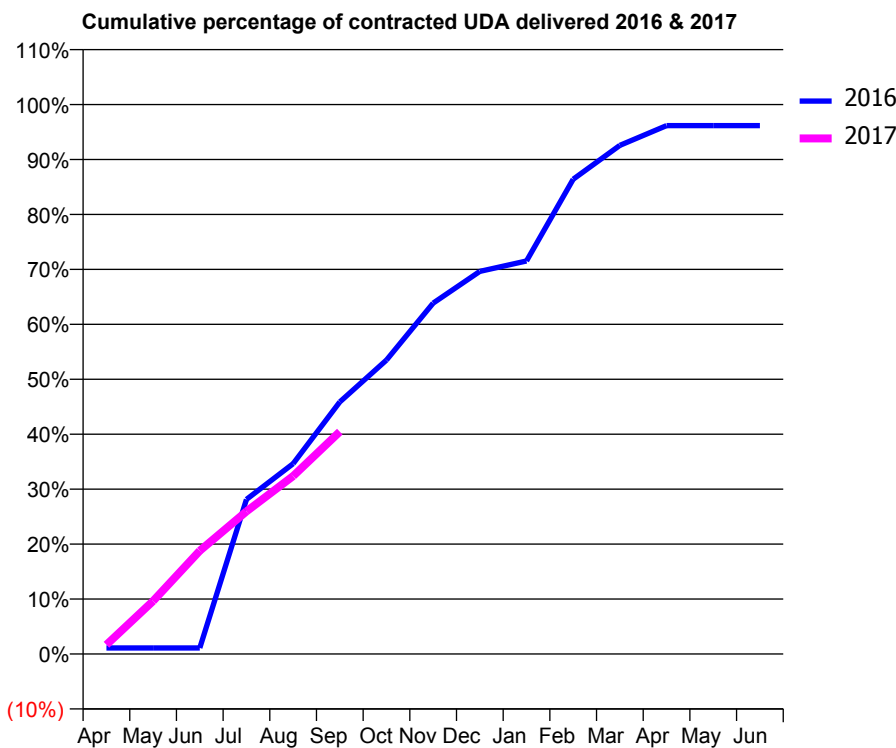
16/17 Contracted general activity (UDA)	649
Carry forward general activity (UDA)	25
16/17 Contracted orthodontic activity (UOA)	0
Carry forward orthodontic activity (UOA)	0
Baseline contract value	£15,148.84

### ACCESS\*

Patients seen in 24 months	Total	Change since previous quarter
Quarter ending September 2015	322	
Quarter ending December 2015	318	↓
Quarter ending March 2016	313	↓
Quarter ending June 2016	300	↓
Quarter ending September 2016	300	→
<b>Variance since September 2015</b>	<b>(6.8%)</b>	<b>↓</b>



### ACTIVITY



Month	Adjusted Scheduled Activity (UDA)	
	2016	2017
April	7	11
May	7	63
June	7	122
July	183	168
August	225	210
September	298	263
October	347	
November	414	
December	452	
January	464	
February	561	
March	601	
April	624	
May	624	
June	624	

### QUALITY

	Quantity	Base Number	Contract	AT	Region	England
% of FP17s for the same patient ID Re-attending within 3 months - Children	18	220	8.2%	11.9%	11.8%	12.4%
% of FP17s for the same patient ID Re-attending within 3 months - Adults	0	14	0.0%	15.8%	16.6%	16.7%
% of FP17s for the same patient ID Re-attending between 3 & 9 months - Children	162	220	73.6%	57.1%	60.2%	57.4%
% of FP17s for the same patient ID Re-attending between 3 & 9 months - Adults	10	14	71.4%	48.6%	52.0%	50.5%
% of FP17s for Band 1 Urgent Courses	13	217	6.0%	9.6%	9.4%	9.1%
% of FP17s Relating to Free Repair or Replacements	0	217	0.0%	0.7%	0.7%	0.8%
% of FP17s Relating to Continuations	0	217	0.0%	0.9%	1.2%	1.3%
% of Patients satisfied with the dentistry they have received	0	0	N/A	93.3%	93.6%	93.2%
% of Patients satisfied with the time they had to wait for an appointment	0	0	N/A	89.2%	89.1%	89.0%

\* This is based on patients treated on this contract for their most recent course of treatment. Figures in italics indicate the base number of FP17s or Patient Questionnaire responses are less than 100. N/A is shown where the base number of responses is less than 10 during the period. % is calculated as Quantity/Base number\*100

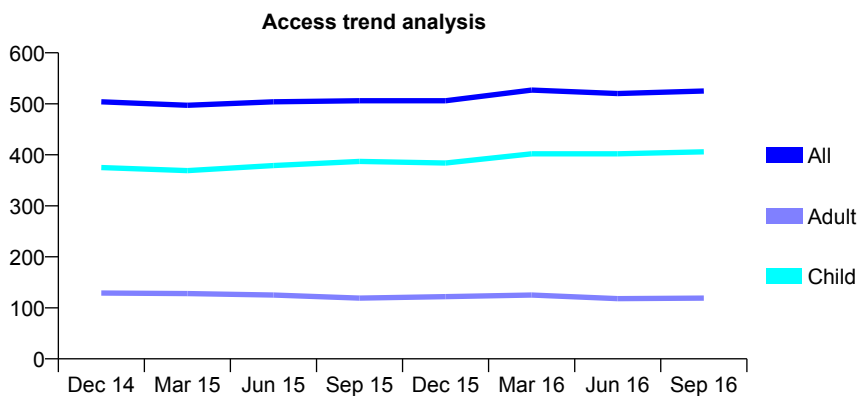
## Q69 - Vital Signs At a Glance Contract Report for 783463/0001 - September 2016

Name or company name	MR SP DAHLMAN
Contract type name	GDS Contract
Purpose of contract	General
Contract start date	01/04/2006
Contract end date	

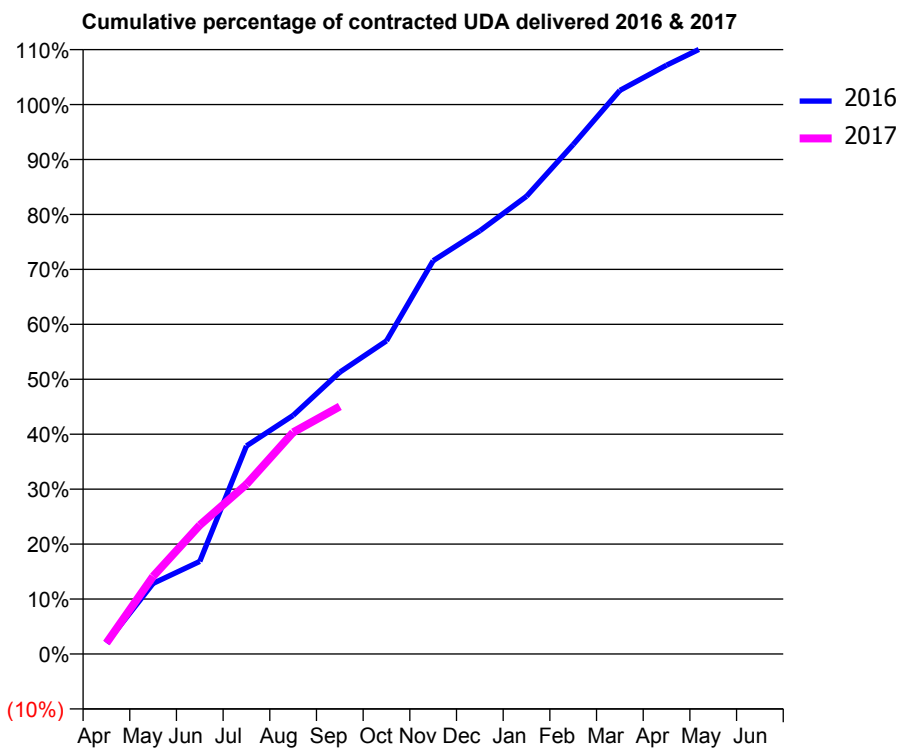
16/17 Contracted general activity (UDA)	700
Carry forward general activity (UDA)	-14
16/17 Contracted orthodontic activity (UOA)	0
Carry forward orthodontic activity (UOA)	0
Baseline contract value	£16,551.04

### ACCESS\*

Patients seen in 24 months	Total	Change since previous quarter
Quarter ending September 2015	506	
Quarter ending December 2015	506	→
Quarter ending March 2016	527	↑
Quarter ending June 2016	520	↓
Quarter ending September 2016	525	→
<b>Variance since September 2015</b>	<b>3.8%</b>	<b>↑</b>



### ACTIVITY



Month	Adjusted Scheduled Activity (UDA)	
	2016	2017
April	14	14
May	90	99
June	118	164
July	265	216
August	304	282
September	359	315
October	399	
November	501	
December	539	
January	583	
February	649	
March	718	
April	750	
May	779	
June	779	

### QUALITY

	Quantity	Base Number	Contract	AT	Region	England
% of FP17s for the same patient ID Re-attending within 3 months - Children	6	234	2.6%	11.9%	11.8%	12.4%
% of FP17s for the same patient ID Re-attending within 3 months - Adults	5	42	11.9%	15.8%	16.6%	16.7%
% of FP17s for the same patient ID Re-attending between 3 & 9 months - Children	114	234	48.7%	57.1%	60.2%	57.4%
% of FP17s for the same patient ID Re-attending between 3 & 9 months - Adults	7	42	16.7%	48.6%	52.0%	50.5%
% of FP17s for Band 1 Urgent Courses	2	225	0.9%	9.6%	9.4%	9.1%
% of FP17s Relating to Free Repair or Replacements	2	225	0.9%	0.7%	0.7%	0.8%
% of FP17s Relating to Continuations	0	225	0.0%	0.9%	1.2%	1.3%
% of Patients satisfied with the dentistry they have received	0	1	N/A	93.3%	93.6%	93.2%
% of Patients satisfied with the time they had to wait for an appointment	1	1	N/A	89.2%	89.1%	89.0%

\* This is based on patients treated on this contract for their most recent course of treatment. Figures in italics indicate the base number of FP17s or Patient Questionnaire responses are less than 100. N/A is shown where the base number of responses is less than 10 during the period. % is calculated as Quantity/Base number\*100



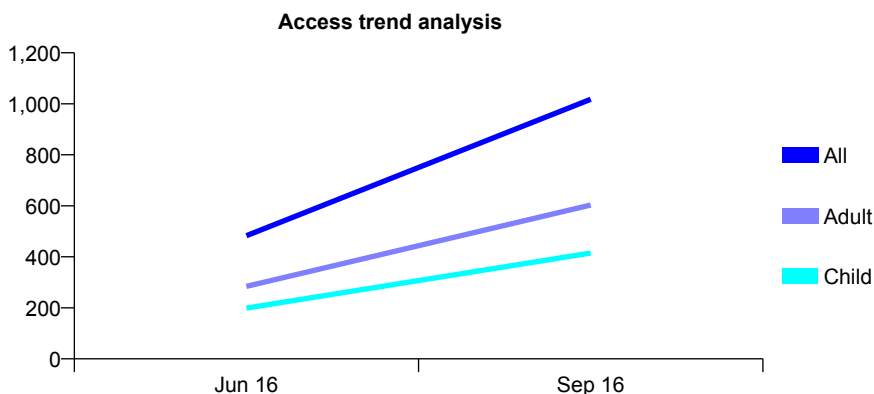
## Q69 - Vital Signs At a Glance Contract Report for 788236/0001 - September 2016

Name or company name	MR N SHAH
Contract type name	GDS Contract
Purpose of contract	General
Contract start date	01/11/2015
Contract end date	

16/17 Contracted general activity (UDA)	6,219
Carry forward general activity (UDA)	0
16/17 Contracted orthodontic activity (UOA)	0
Carry forward orthodontic activity (UOA)	0
Baseline contract value	£135,339.28

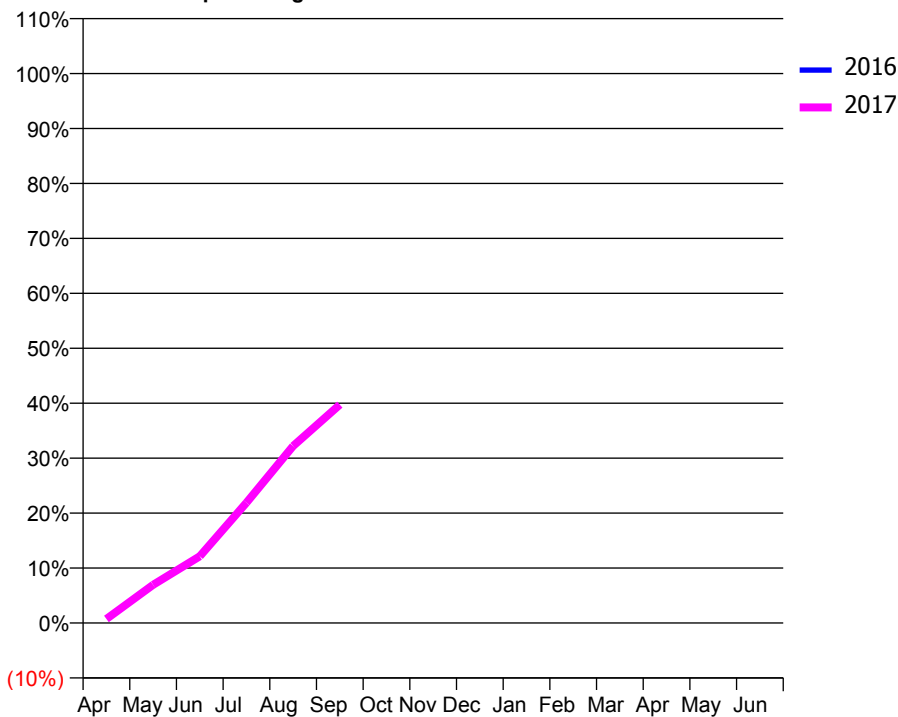
### ACCESS\*

Patients seen in 24 months	Total	Change since previous quarter
Quarter ending September 2015	0	
Quarter ending December 2015	0	
Quarter ending March 2016	0	
Quarter ending June 2016	483	↑
Quarter ending September 2016	1,018	↑
<b>Variance since September 2015</b>	N/A	



### ACTIVITY

Cumulative percentage of contracted UDA delivered 2016 & 2017



Adjusted Scheduled Activity (UDA)

Month	2016	2017
April	0	46
May	0	433
June	0	755
July	0	1,362
August	0	2,003
September	0	2,472
October	0	
November	0	
December	0	
January	0	
February	0	
March	0	
April	0	
May	0	
June	0	

### QUALITY

	Quantity	Base Number	Contract	AT	Region	England
% of FP17s for the same patient ID Re-attending within 3 months - Children	40	491	8.1%	11.9%	11.8%	12.4%
% of FP17s for the same patient ID Re-attending within 3 months - Adults	117	814	14.4%	15.8%	16.6%	16.7%
% of FP17s for the same patient ID Re-attending between 3 & 9 months - Children	12	491	2.4%	57.1%	60.2%	57.4%
% of FP17s for the same patient ID Re-attending between 3 & 9 months - Adults	12	814	1.5%	48.6%	52.0%	50.5%
% of FP17s for Band 1 Urgent Courses	253	1,305	19.4%	9.6%	9.4%	9.1%
% of FP17s Relating to Free Repair or Replacements	0	1,305	0.0%	0.7%	0.7%	0.8%
% of FP17s Relating to Continuations	1	1,305	0.1%	0.9%	1.2%	1.3%
% of Patients satisfied with the dentistry they have received	1	2	N/A	93.3%	93.6%	93.2%
% of Patients satisfied with the time they had to wait for an appointment	1	2	N/A	89.2%	89.1%	89.0%

\* This is based on patients treated on this contract for their most recent course of treatment. Figures in italics indicate the base number of FP17s or Patient Questionnaire responses are less than 100. N/A is shown where the base number of responses is less than 10 during the period. % is calculated as Quantity/Base number\*100

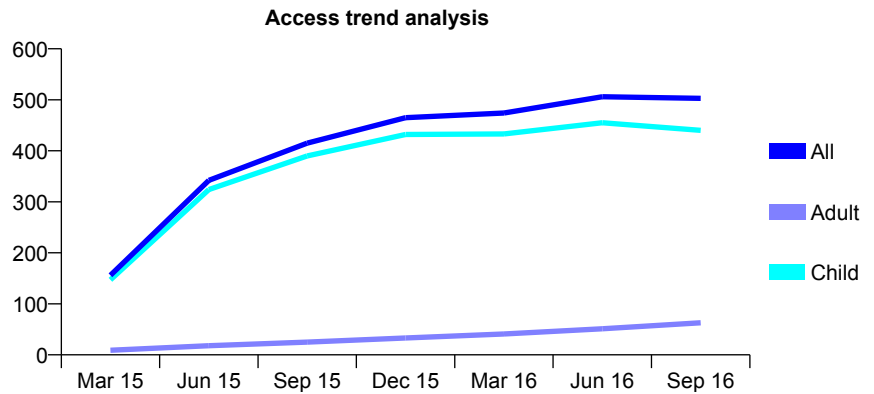
## Q69 - Vital Signs At a Glance Contract Report for 789224/0001 - September 2016

Name or company name	MR SM MUGHAL
Contract type name	GDS Contract
Purpose of contract	General
Contract start date	01/01/2015
Contract end date	

16/17 Contracted general activity (UDA)	986
Carry forward general activity (UDA)	-20
16/17 Contracted orthodontic activity (UOA)	0
Carry forward orthodontic activity (UOA)	0
Baseline contract value	£21,357.14

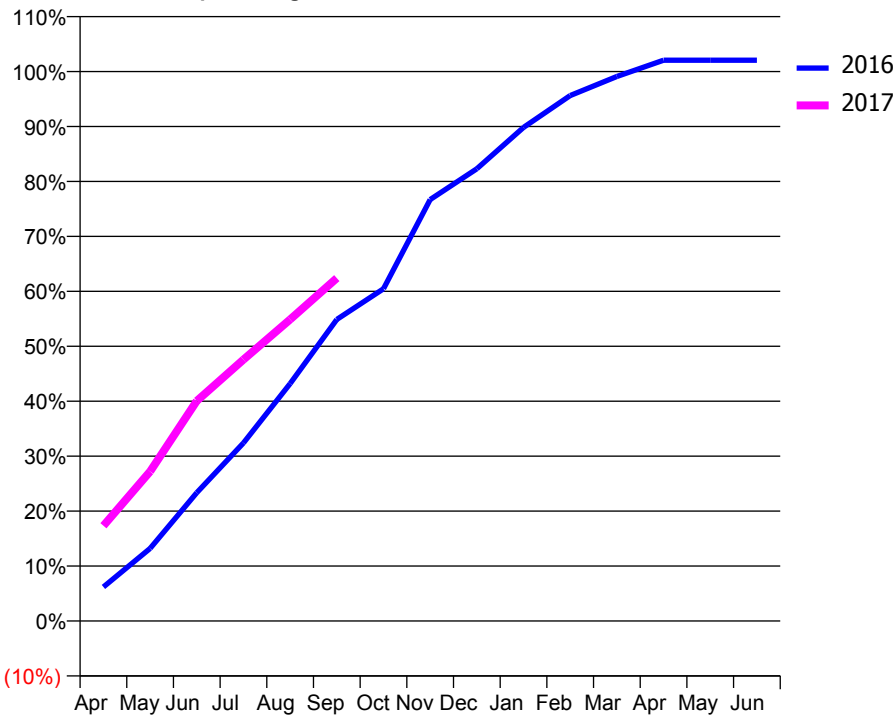
### ACCESS\*

Patients seen in 24 months	Total	Change since previous quarter
Quarter ending September 2015	415	
Quarter ending December 2015	465	↑
Quarter ending March 2016	474	→
Quarter ending June 2016	506	↑
Quarter ending September 2016	503	→
<b>Variance since September 2015</b>	<b>21.2%</b>	<b>↑</b>



### ACTIVITY

Cumulative percentage of contracted UDA delivered 2016 & 2017



Month	Adjusted Scheduled Activity (UDA)	
	2016	2017
April	61	171
May	130	268
June	230	395
July	320	469
August	426	541
September	541	615
October	596	
November	756	
December	811	
January	886	
February	943	
March	977	
April	1,006	
May	1,006	
June	1,006	

### QUALITY

	Quantity	Base Number	Contract	AT	Region	England
% of FP17s for the same patient ID Re-attending within 3 months - Children	32	455	7.0%	11.9%	11.8%	12.4%
% of FP17s for the same patient ID Re-attending within 3 months - Adults	0	14	0.0%	15.8%	16.6%	16.7%
% of FP17s for the same patient ID Re-attending between 3 & 9 months - Children	292	455	64.2%	57.1%	60.2%	57.4%
% of FP17s for the same patient ID Re-attending between 3 & 9 months - Adults	11	14	78.6%	48.6%	52.0%	50.5%
% of FP17s for Band 1 Urgent Courses	7	446	1.6%	9.6%	9.4%	9.1%
% of FP17s Relating to Free Repair or Replacements	0	446	0.0%	0.7%	0.7%	0.8%
% of FP17s Relating to Continuations	0	446	0.0%	0.9%	1.2%	1.3%
% of Patients satisfied with the dentistry they have received	1	1	N/A	93.3%	93.6%	93.2%
% of Patients satisfied with the time they had to wait for an appointment	0	1	N/A	89.2%	89.1%	89.0%

\* This is based on patients treated on this contract for their most recent course of treatment. Figures in italics indicate the base number of FP17s or Patient Questionnaire responses are less than 100. N/A is shown where the base number of responses is less than 10 during the period. % is calculated as Quantity/Base number\*100

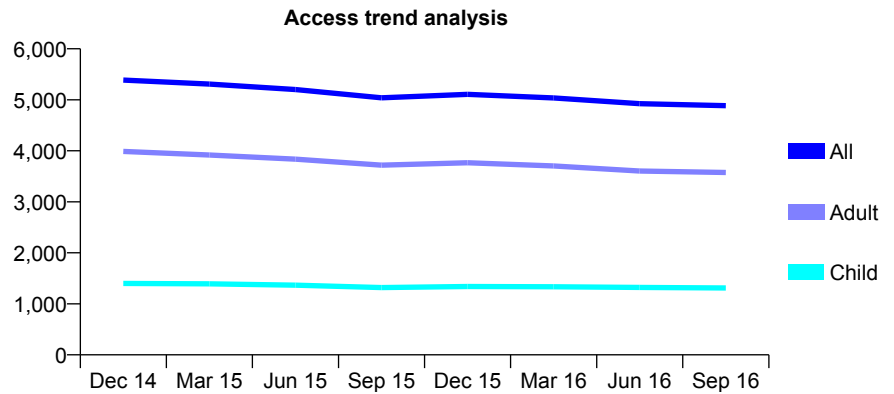
## Q69 - Vital Signs At a Glance Contract Report for 789429/0001 - September 2016

Name or company name	MRS A SIDHU
Contract type name	GDS Contract
Purpose of contract	General
Contract start date	01/06/2009
Contract end date	

16/17 Contracted general activity (UDA)	14,000
Carry forward general activity (UDA)	-293
16/17 Contracted orthodontic activity (UOA)	0
Carry forward orthodontic activity (UOA)	0
Baseline contract value	£346,778.99

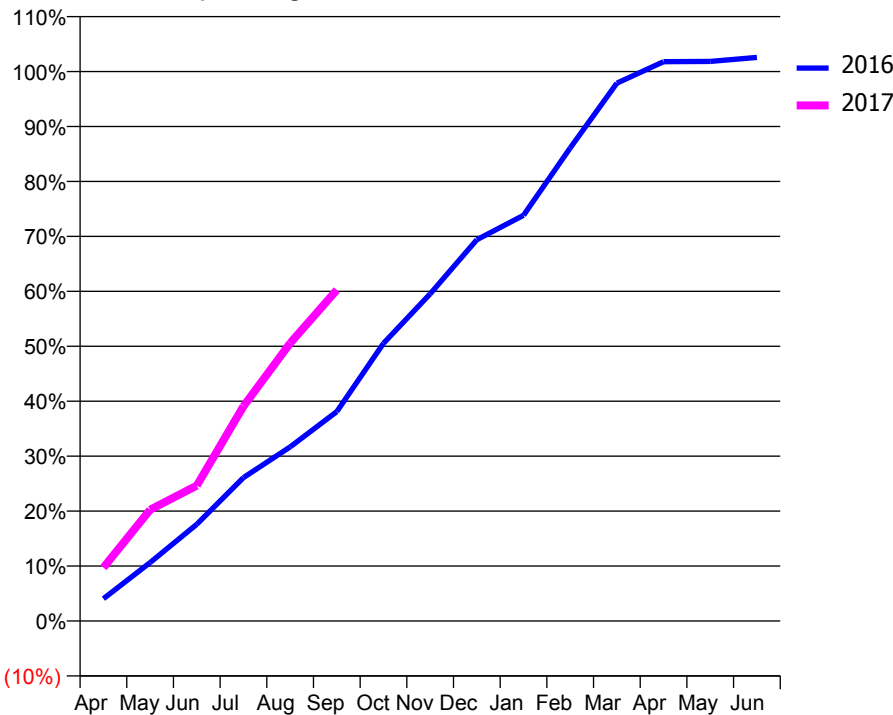
### ACCESS\*

Patients seen in 24 months	Total	Change since previous quarter
Quarter ending September 2015	5,038	
Quarter ending December 2015	5,106	→
Quarter ending March 2016	5,037	↓
Quarter ending June 2016	4,925	↓
Quarter ending September 2016	4,886	→
<b>Variance since September 2015</b>	<b>(3.0%)</b>	<b>↓</b>



### ACTIVITY

Cumulative percentage of contracted UDA delivered 2016 & 2017



Month	Adjusted Scheduled Activity (UDA)	
	2016	2017
April	595	1,362
May	1,558	2,835
June	2,579	3,450
July	3,825	5,470
August	4,644	7,079
September	5,587	8,435
October	7,407	
November	8,728	
December	10,172	
January	10,821	
February	12,619	
March	14,348	
April	14,919	
May	14,926	
June	15,033	

### QUALITY

	Quantity	Base Number	Contract	AT	Region	England
% of FP17s for the same patient ID Re-attending within 3 months - Children	89	949	9.4%	11.9%	11.8%	12.4%
% of FP17s for the same patient ID Re-attending within 3 months - Adults	354	2,094	16.9%	15.8%	16.6%	16.7%
% of FP17s for the same patient ID Re-attending between 3 & 9 months - Children	452	949	47.6%	57.1%	60.2%	57.4%
% of FP17s for the same patient ID Re-attending between 3 & 9 months - Adults	874	2,094	41.7%	48.6%	52.0%	50.5%
% of FP17s for Band 1 Urgent Courses	228	2,793	8.2%	9.6%	9.4%	9.1%
% of FP17s Relating to Free Repair or Replacements	36	2,793	1.3%	0.7%	0.7%	0.8%
% of FP17s Relating to Continuations	112	2,793	4.0%	0.9%	1.2%	1.3%
% of Patients satisfied with the dentistry they have received	8	9	N/A	93.3%	93.6%	93.2%
% of Patients satisfied with the time they had to wait for an appointment	8	9	N/A	89.2%	89.1%	89.0%

\* This is based on patients treated on this contract for their most recent course of treatment. Figures in italics indicate the base number of FP17s or Patient Questionnaire responses are less than 100. N/A is shown where the base number of responses is less than 10 during the period. % is calculated as Quantity/Base number\*100

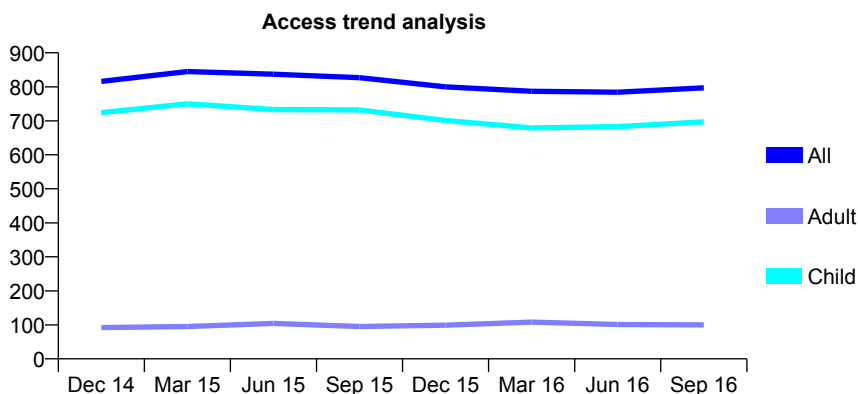
## Q69 - Vital Signs At a Glance Contract Report for 810282/0001 - September 2016

Name or company name	MR CJ MORRELL
Contract type name	GDS Contract
Purpose of contract	General
Contract start date	01/04/2006
Contract end date	

16/17 Contracted general activity (UDA)	1,100
Carry forward general activity (UDA)	0
16/17 Contracted orthodontic activity (UOA)	0
Carry forward orthodontic activity (UOA)	0
Baseline contract value	£21,291.44

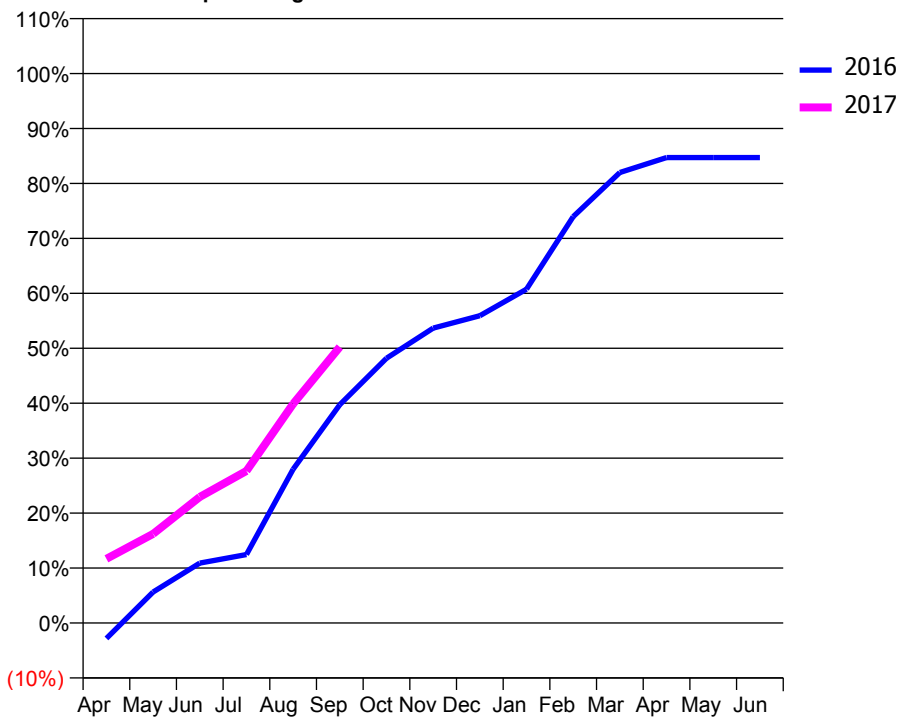
### ACCESS\*

Patients seen in 24 months	Total	Change since previous quarter
Quarter ending September 2015	827	
Quarter ending December 2015	800	↓
Quarter ending March 2016	787	↓
Quarter ending June 2016	784	→
Quarter ending September 2016	797	→
<b>Variance since September 2015</b>	<b>(3.6%)</b>	<b>↓</b>



### ACTIVITY

Cumulative percentage of contracted UDA delivered 2016 & 2017



Month	Adjusted Scheduled Activity (UDA)	
	2016	2017
April	-31	128
May	62	178
June	120	252
July	137	304
August	308	439
September	437	553
October	530	
November	590	
December	615	
January	668	
February	814	
March	902	
April	932	
May	932	
June	932	

### QUALITY

	Quantity	Base Number	Contract	AT	Region	England
% of FP17s for the same patient ID Re-attending within 3 months - Children	32	586	5.5%	11.9%	11.8%	12.4%
% of FP17s for the same patient ID Re-attending within 3 months - Adults	0	30	0.0%	15.8%	16.6%	16.7%
% of FP17s for the same patient ID Re-attending between 3 & 9 months - Children	279	586	47.6%	57.1%	60.2%	57.4%
% of FP17s for the same patient ID Re-attending between 3 & 9 months - Adults	17	30	56.7%	48.6%	52.0%	50.5%
% of FP17s for Band 1 Urgent Courses	3	466	0.6%	9.6%	9.4%	9.1%
% of FP17s Relating to Free Repair or Replacements	0	466	0.0%	0.7%	0.7%	0.8%
% of FP17s Relating to Continuations	0	466	0.0%	0.9%	1.2%	1.3%
% of Patients satisfied with the dentistry they have received	0	0	N/A	93.3%	93.6%	93.2%
% of Patients satisfied with the time they had to wait for an appointment	0	0	N/A	89.2%	89.1%	89.0%

\* This is based on patients treated on this contract for their most recent course of treatment. Figures in italics indicate the base number of FP17s or Patient Questionnaire responses are less than 100. N/A is shown where the base number of responses is less than 10 during the period. % is calculated as Quantity/Base number\*100

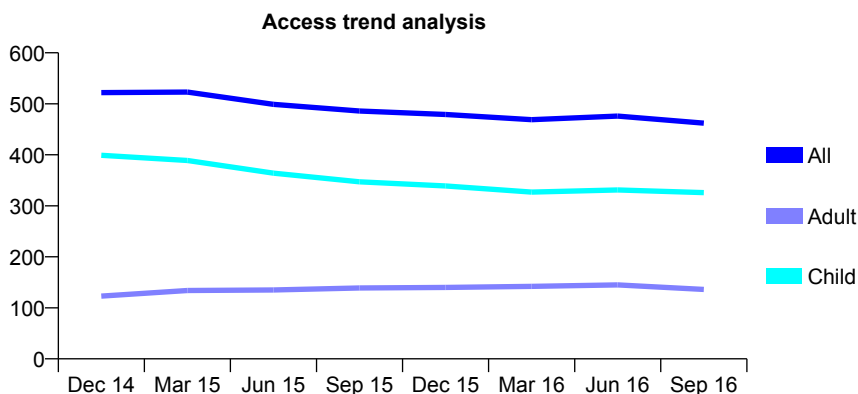
## Q69 - Vital Signs At a Glance Contract Report for 811769/0001 - September 2016

Name or company name	MR PP BRODIE
Contract type name	GDS Contract
Purpose of contract	General
Contract start date	01/04/2006
Contract end date	

16/17 Contracted general activity (UDA)	1,500
Carry forward general activity (UDA)	0
16/17 Contracted orthodontic activity (UOA)	0
Carry forward orthodontic activity (UOA)	0
Baseline contract value	£35,467.27

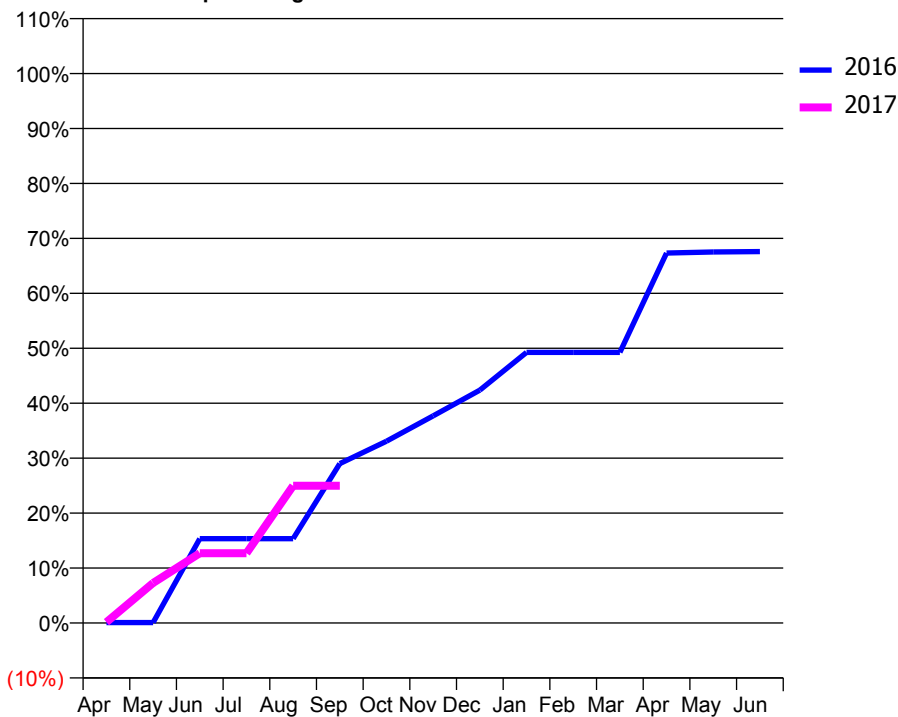
### ACCESS\*

Patients seen in 24 months	Total	Change since previous quarter
Quarter ending September 2015	486	
Quarter ending December 2015	479	↓
Quarter ending March 2016	469	↓
Quarter ending June 2016	476	→
Quarter ending September 2016	462	↓
<b>Variance since September 2015</b>	<b>(4.9%)</b>	<b>↓</b>



### ACTIVITY

Cumulative percentage of contracted UDA delivered 2016 & 2017



Adjusted Scheduled Activity (UDA)

Month	2016	2017
April	1	2
May	1	109
June	230	190
July	230	190
August	230	375
September	435	375
October	496	
November	566	
December	636	
January	739	
February	739	
March	739	
April	1,010	
May	1,013	
June	1,014	

### QUALITY

	Quantity	Base Number	Contract	AT	Region	England
% of FP17s for the same patient ID Re-attending within 3 months - Children	19	367	5.2%	11.9%	11.8%	12.4%
% of FP17s for the same patient ID Re-attending within 3 months - Adults	9	80	11.3%	15.8%	16.6%	16.7%
% of FP17s for the same patient ID Re-attending between 3 & 9 months - Children	268	367	73.0%	57.1%	60.2%	57.4%
% of FP17s for the same patient ID Re-attending between 3 & 9 months - Adults	55	80	68.8%	48.6%	52.0%	50.5%
% of FP17s for Band 1 Urgent Courses	4	268	1.5%	9.6%	9.4%	9.1%
% of FP17s Relating to Free Repair or Replacements	0	268	0.0%	0.7%	0.7%	0.8%
% of FP17s Relating to Continuations	0	268	0.0%	0.9%	1.2%	1.3%
% of Patients satisfied with the dentistry they have received	0	0	N/A	93.3%	93.6%	93.2%
% of Patients satisfied with the time they had to wait for an appointment	0	0	N/A	89.2%	89.1%	89.0%

\* This is based on patients treated on this contract for their most recent course of treatment. Figures in italics indicate the base number of FP17s or Patient Questionnaire responses are less than 100. N/A is shown where the base number of responses is less than 10 during the period. % is calculated as Quantity/Base number\*100

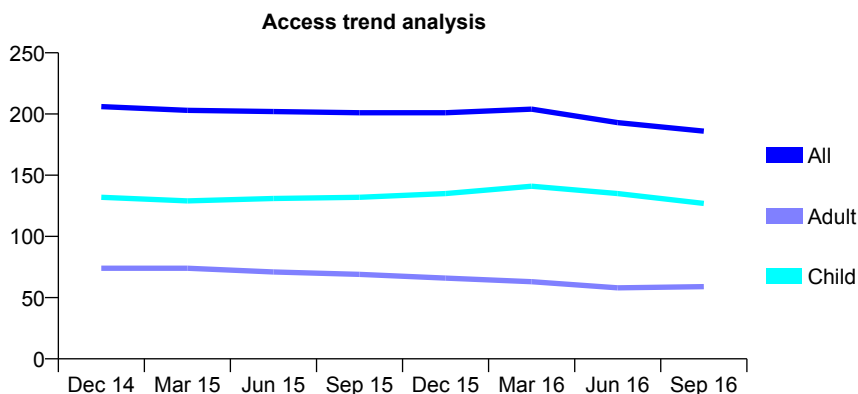
## Q69 - Vital Signs At a Glance Contract Report for 812757/0001 - September 2016

Name or company name	MR C HURST
Contract type name	GDS Contract
Purpose of contract	General
Contract start date	01/04/2006
Contract end date	

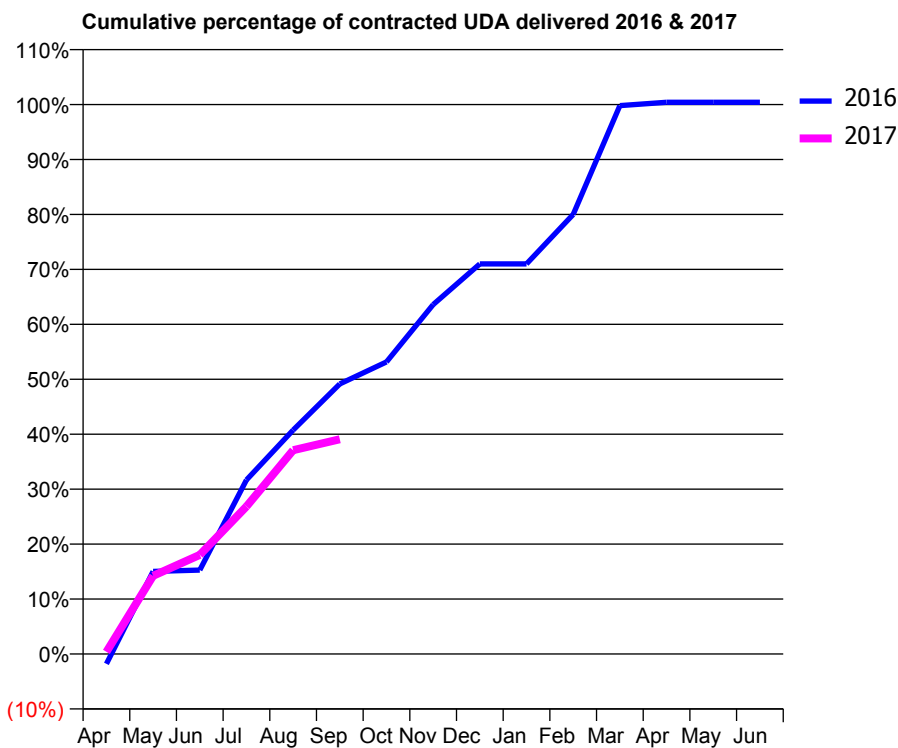
16/17 Contracted general activity (UDA)	500
Carry forward general activity (UDA)	-2
16/17 Contracted orthodontic activity (UOA)	0
Carry forward orthodontic activity (UOA)	0
Baseline contract value	£11,819.09

### ACCESS\*

Patients seen in 24 months	Total	Change since previous quarter
Quarter ending September 2015	201	
Quarter ending December 2015	201	→
Quarter ending March 2016	204	→
Quarter ending June 2016	193	↓
Quarter ending September 2016	186	↓
<b>Variance since September 2015</b>	<b>(7.5%)</b>	<b>↓</b>



### ACTIVITY



Month	Adjusted Scheduled Activity (UDA)	
	2016	2017
April	-9	2
May	75	71
June	76	90
July	158	134
August	204	185
September	246	195
October	266	
November	318	
December	355	
January	355	
February	400	
March	499	
April	502	
May	502	
June	502	

### QUALITY

	Quantity	Base Number	Contract	AT	Region	England
% of FP17s for the same patient ID Re-attending within 3 months - Children	5	76	6.6%	11.9%	11.8%	12.4%
% of FP17s for the same patient ID Re-attending within 3 months - Adults	13	31	41.9%	15.8%	16.6%	16.7%
% of FP17s for the same patient ID Re-attending between 3 & 9 months - Children	44	76	57.9%	57.1%	60.2%	57.4%
% of FP17s for the same patient ID Re-attending between 3 & 9 months - Adults	13	31	41.9%	48.6%	52.0%	50.5%
% of FP17s for Band 1 Urgent Courses	2	107	1.9%	9.6%	9.4%	9.1%
% of FP17s Relating to Free Repair or Replacements	0	107	0.0%	0.7%	0.7%	0.8%
% of FP17s Relating to Continuations	5	107	4.7%	0.9%	1.2%	1.3%
% of Patients satisfied with the dentistry they have received	0	0	N/A	93.3%	93.6%	93.2%
% of Patients satisfied with the time they had to wait for an appointment	0	0	N/A	89.2%	89.1%	89.0%

\* This is based on patients treated on this contract for their most recent course of treatment. Figures in italics indicate the base number of FP17s or Patient Questionnaire responses are less than 100. N/A is shown where the base number of responses is less than 10 during the period. % is calculated as Quantity/Base number\*100

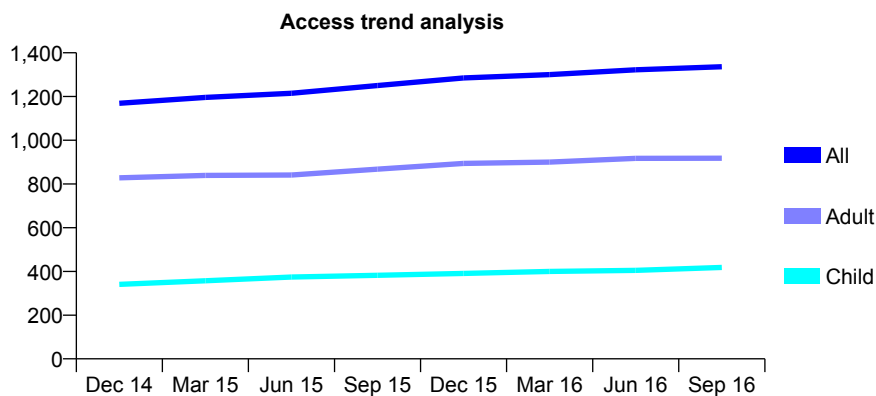
## Q69 - Vital Signs At a Glance Contract Report for 814121/0001 - September 2016

Name or company name	MR JE BOULDING
Contract type name	GDS Contract
Purpose of contract	General
Contract start date	01/04/2006
Contract end date	

16/17 Contracted general activity (UDA)	3,910
Carry forward general activity (UDA)	-1
16/17 Contracted orthodontic activity (UOA)	0
Carry forward orthodontic activity (UOA)	0
Baseline contract value	£108,205.46

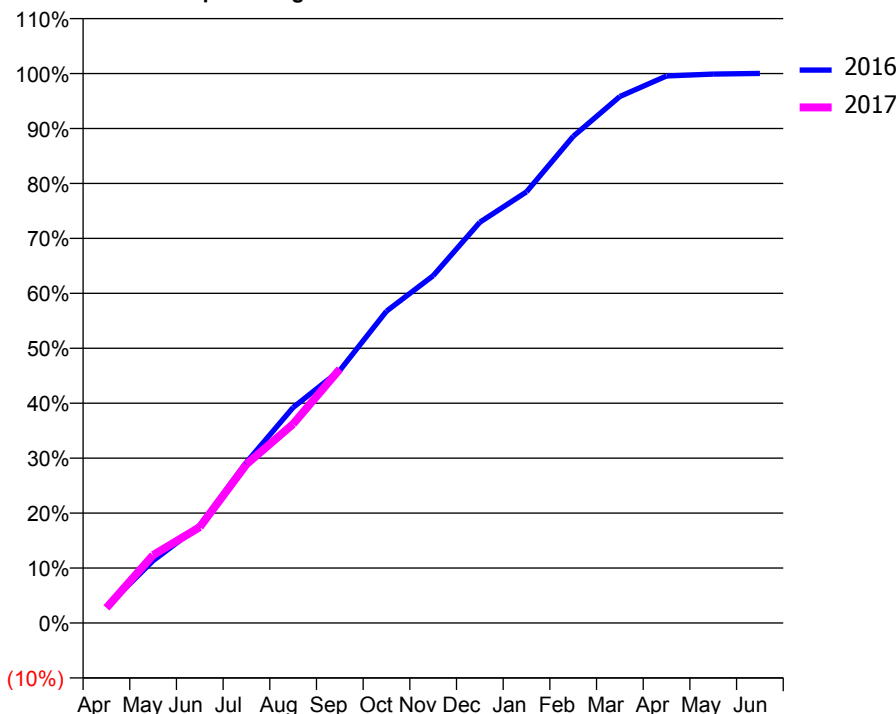
### ACCESS\*

Patients seen in 24 months	Total	Change since previous quarter
Quarter ending September 2015	1,250	
Quarter ending December 2015	1,285	↑
Quarter ending March 2016	1,300	→
Quarter ending June 2016	1,322	→
Quarter ending September 2016	1,336	→
<b>Variance since September 2015</b>	<b>6.9%</b>	<b>↑</b>



### ACTIVITY

Cumulative percentage of contracted UDA delivered 2016 & 2017



Month	Adjusted Scheduled Activity (UDA)	
	2016	2017
April	115	107
May	443	483
June	694	683
July	1,144	1,129
August	1,534	1,416
September	1,798	1,807
October	2,218	
November	2,471	
December	2,852	
January	3,068	
February	3,463	
March	3,746	
April	3,893	
May	3,906	
June	3,911	

### QUALITY

	Quantity	Base Number	Contract	AT	Region	England
% of FP17s for the same patient ID Re-attending within 3 months - Children	50	413	12.1%	11.9%	11.8%	12.4%
% of FP17s for the same patient ID Re-attending within 3 months - Adults	90	695	12.9%	15.8%	16.6%	16.7%
% of FP17s for the same patient ID Re-attending between 3 & 9 months - Children	267	413	64.6%	57.1%	60.2%	57.4%
% of FP17s for the same patient ID Re-attending between 3 & 9 months - Adults	421	695	60.6%	48.6%	52.0%	50.5%
% of FP17s for Band 1 Urgent Courses	71	1,007	7.1%	9.6%	9.4%	9.1%
% of FP17s Relating to Free Repair or Replacements	12	1,007	1.2%	0.7%	0.7%	0.8%
% of FP17s Relating to Continuations	8	1,007	0.8%	0.9%	1.2%	1.3%
% of Patients satisfied with the dentistry they have received	2	2	N/A	93.3%	93.6%	93.2%
% of Patients satisfied with the time they had to wait for an appointment	2	2	N/A	89.2%	89.1%	89.0%

\* This is based on patients treated on this contract for their most recent course of treatment. Figures in italics indicate the base number of FP17s or Patient Questionnaire responses are less than 100. N/A is shown where the base number of responses is less than 10 during the period. % is calculated as Quantity/Base number\*100



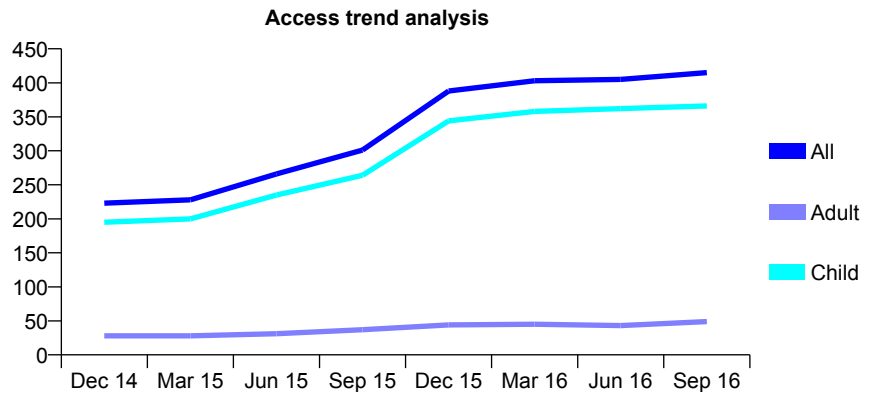
## Q69 - Vital Signs At a Glance Contract Report for 815039/0001 - September 2016

Name or company name	MR PC BRASH
Contract type name	GDS Contract
Purpose of contract	General
Contract start date	01/04/2006
Contract end date	

16/17 Contracted general activity (UDA)	760
Carry forward general activity (UDA)	0
16/17 Contracted orthodontic activity (UOA)	0
Carry forward orthodontic activity (UOA)	0
Baseline contract value	£20,024.25

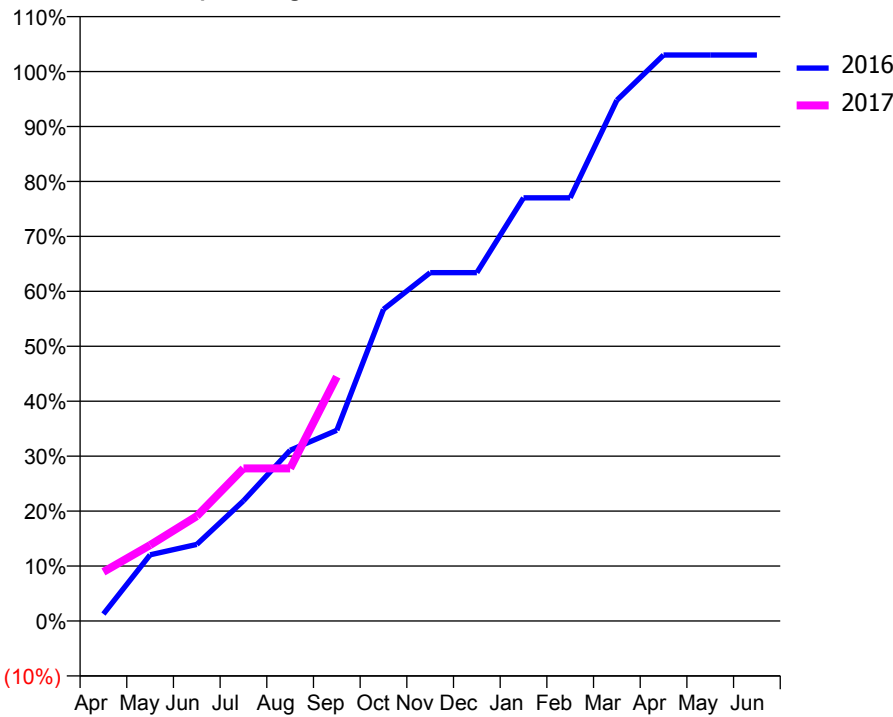
### ACCESS\*

Patients seen in 24 months	Total	Change since previous quarter
Quarter ending September 2015	301	
Quarter ending December 2015	388	↑
Quarter ending March 2016	403	↑
Quarter ending June 2016	405	→
Quarter ending September 2016	415	↑
<b>Variance since September 2015</b>	<b>37.9%</b>	<b>↑</b>



### ACTIVITY

Cumulative percentage of contracted UDA delivered 2016 & 2017



Month	Adjusted Scheduled Activity (UDA)	
	2016	2017
April	8	68
May	76	105
June	88	145
July	138	211
August	196	211
September	219	338
October	358	
November	400	
December	400	
January	486	
February	486	
March	598	
April	650	
May	650	
June	650	

### QUALITY

	Quantity	Base Number	Contract	AT	Region	England
% of FP17s for the same patient ID Re-attending within 3 months - Children	16	269	5.9%	11.9%	11.8%	12.4%
% of FP17s for the same patient ID Re-attending within 3 months - Adults	1	13	7.7%	15.8%	16.6%	16.7%
% of FP17s for the same patient ID Re-attending between 3 & 9 months - Children	142	269	52.8%	57.1%	60.2%	57.4%
% of FP17s for the same patient ID Re-attending between 3 & 9 months - Adults	6	13	46.2%	48.6%	52.0%	50.5%
% of FP17s for Band 1 Urgent Courses	0	251	0.0%	9.6%	9.4%	9.1%
% of FP17s Relating to Free Repair or Replacements	1	251	0.4%	0.7%	0.7%	0.8%
% of FP17s Relating to Continuations	0	251	0.0%	0.9%	1.2%	1.3%
% of Patients satisfied with the dentistry they have received	0	0	N/A	93.3%	93.6%	93.2%
% of Patients satisfied with the time they had to wait for an appointment	0	0	N/A	89.2%	89.1%	89.0%

\* This is based on patients treated on this contract for their most recent course of treatment. Figures in italics indicate the base number of FP17s or Patient Questionnaire responses are less than 100. N/A is shown where the base number of responses is less than 10 during the period. % is calculated as Quantity/Base number\*100

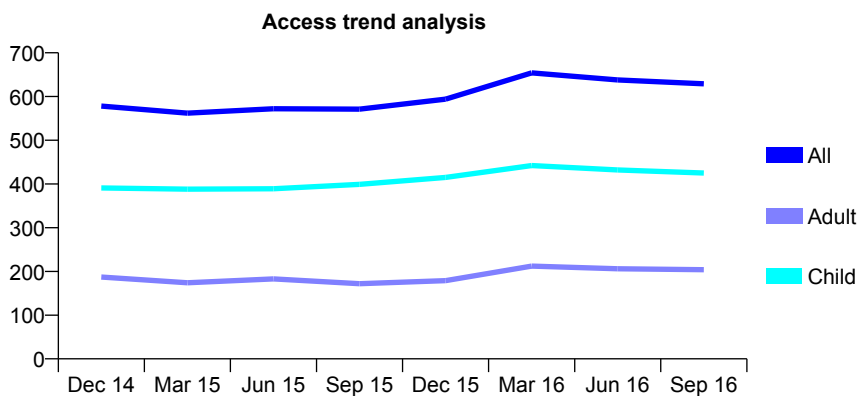
## Q69 - Vital Signs At a Glance Contract Report for 815128/0001 - September 2016

Name or company name	MR S HANDA
Contract type name	GDS Contract
Purpose of contract	General
Contract start date	01/04/2006
Contract end date	

16/17 Contracted general activity (UDA)	1,712
Carry forward general activity (UDA)	-34
16/17 Contracted orthodontic activity (UOA)	0
Carry forward orthodontic activity (UOA)	0
Baseline contract value	£40,831.15

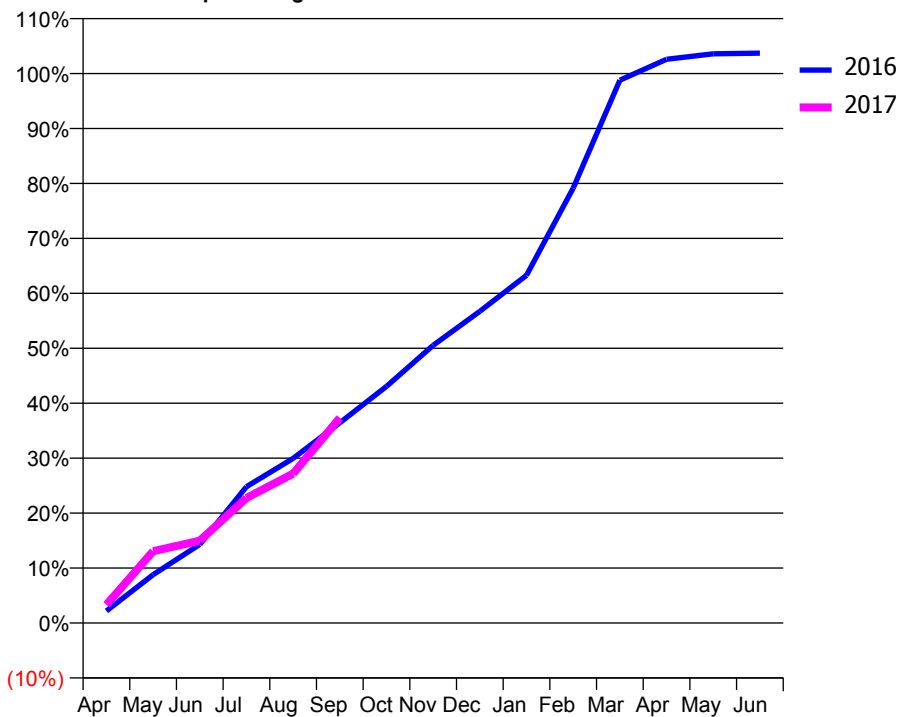
### ACCESS\*

Patients seen in 24 months	Total	Change since previous quarter
Quarter ending September 2015	571	
Quarter ending December 2015	594	↑
Quarter ending March 2016	654	↑
Quarter ending June 2016	638	↓
Quarter ending September 2016	629	↓
<b>Variance since September 2015</b>	<b>10.2%</b>	<b>↑</b>



### ACTIVITY

Cumulative percentage of contracted UDA delivered 2016 & 2017



Month	Adjusted Scheduled Activity (UDA)	
	2016	2017
April	38	57
May	150	224
June	245	257
July	425	390
August	513	466
September	624	639
October	737	
November	865	
December	971	
January	1,083	
February	1,355	
March	1,691	
April	1,756	
May	1,773	
June	1,775	

### QUALITY

	Quantity	Base Number	Contract	AT	Region	England
% of FP17s for the same patient ID Re-attending within 3 months - Children	17	196	8.7%	11.9%	11.8%	12.4%
% of FP17s for the same patient ID Re-attending within 3 months - Adults	38	104	36.5%	15.8%	16.6%	16.7%
% of FP17s for the same patient ID Re-attending between 3 & 9 months - Children	86	196	43.9%	57.1%	60.2%	57.4%
% of FP17s for the same patient ID Re-attending between 3 & 9 months - Adults	23	104	22.1%	48.6%	52.0%	50.5%
% of FP17s for Band 1 Urgent Courses	35	259	13.5%	9.6%	9.4%	9.1%
% of FP17s Relating to Free Repair or Replacements	1	259	0.4%	0.7%	0.7%	0.8%
% of FP17s Relating to Continuations	0	259	0.0%	0.9%	1.2%	1.3%
% of Patients satisfied with the dentistry they have received	0	0	N/A	93.3%	93.6%	93.2%
% of Patients satisfied with the time they had to wait for an appointment	0	0	N/A	89.2%	89.1%	89.0%

\* This is based on patients treated on this contract for their most recent course of treatment. Figures in italics indicate the base number of FP17s or Patient Questionnaire responses are less than 100. N/A is shown where the base number of responses is less than 10 during the period. % is calculated as Quantity/Base number\*100

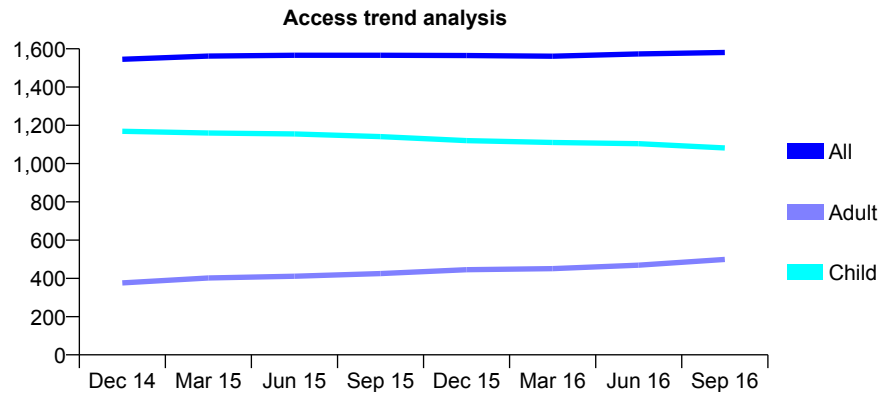
## Q69 - Vital Signs At a Glance Contract Report for 820334/0001 - September 2016

Name or company name	MR A BABOOLAL
Contract type name	GDS Contract
Purpose of contract	General
Contract start date	01/04/2006
Contract end date	

16/17 Contracted general activity (UDA)	3,755
Carry forward general activity (UDA)	-38
16/17 Contracted orthodontic activity (UOA)	0
Carry forward orthodontic activity (UOA)	0
Baseline contract value	£88,598.43

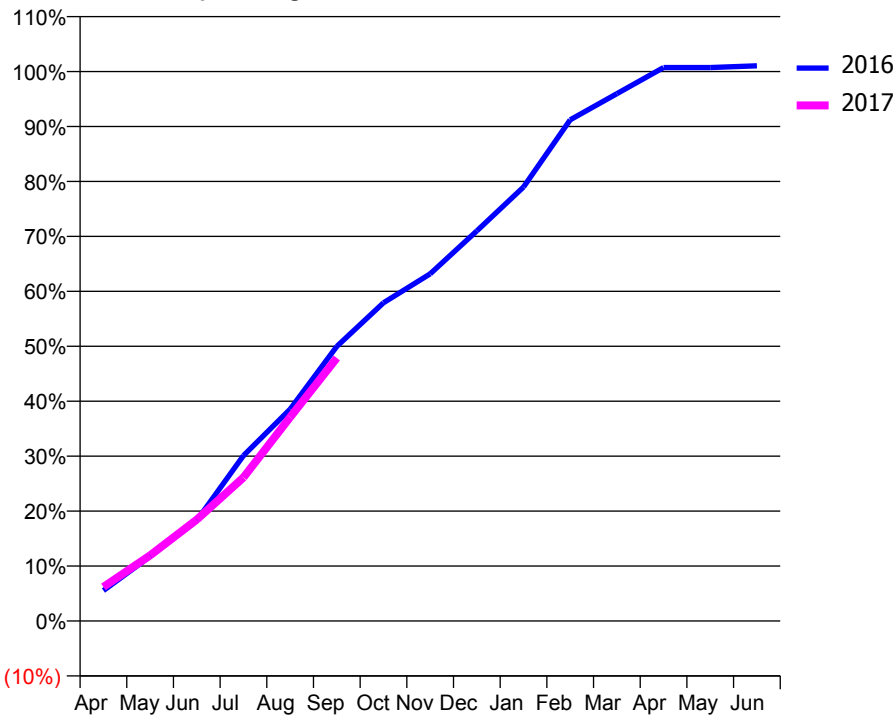
### ACCESS\*

Patients seen in 24 months	Total	Change since previous quarter
Quarter ending September 2015	1,566	
Quarter ending December 2015	1,565	→
Quarter ending March 2016	1,561	→
Quarter ending June 2016	1,573	→
Quarter ending September 2016	1,581	→
<b>Variance since September 2015</b>	<b>1.0%</b>	<b>→</b>



### ACTIVITY

Cumulative percentage of contracted UDA delivered 2016 & 2017



Month	Adjusted Scheduled Activity (UDA)	
	2016	2017
April	208	233
May	442	449
June	688	693
July	1,130	981
August	1,448	1,393
September	1,877	1,798
October	2,175	
November	2,373	
December	2,665	
January	2,966	
February	3,424	
March	3,603	
April	3,782	
May	3,782	
June	3,794	

### QUALITY

	Quantity	Base Number	Contract	AT	Region	England
% of FP17s for the same patient ID Re-attending within 3 months - Children	59	979	6.0%	11.9%	11.8%	12.4%
% of FP17s for the same patient ID Re-attending within 3 months - Adults	22	332	6.6%	15.8%	16.6%	16.7%
% of FP17s for the same patient ID Re-attending between 3 & 9 months - Children	741	979	75.7%	57.1%	60.2%	57.4%
% of FP17s for the same patient ID Re-attending between 3 & 9 months - Adults	226	332	68.1%	48.6%	52.0%	50.5%
% of FP17s for Band 1 Urgent Courses	44	1,173	3.8%	9.6%	9.4%	9.1%
% of FP17s Relating to Free Repair or Replacements	0	1,173	0.0%	0.7%	0.7%	0.8%
% of FP17s Relating to Continuations	12	1,173	1.0%	0.9%	1.2%	1.3%
% of Patients satisfied with the dentistry they have received	1	1	N/A	93.3%	93.6%	93.2%
% of Patients satisfied with the time they had to wait for an appointment	1	1	N/A	89.2%	89.1%	89.0%

\* This is based on patients treated on this contract for their most recent course of treatment. Figures in italics indicate the base number of FP17s or Patient Questionnaire responses are less than 100. N/A is shown where the base number of responses is less than 10 during the period. % is calculated as Quantity/Base number\*100

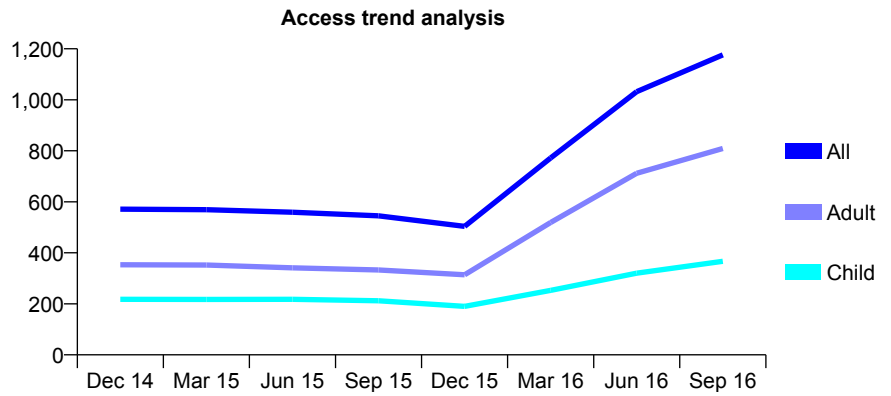
## Q69 - Vital Signs At a Glance Contract Report for 826634/0001 - September 2016

Name or company name	MR G SNYMAN
Contract type name	PDS Contract
Purpose of contract	General
Contract start date	01/04/2006
Contract end date	31/03/2017

16/17 Contracted general activity (UDA)	7,134
Carry forward general activity (UDA)	0
16/17 Contracted orthodontic activity (UOA)	0
Carry forward orthodontic activity (UOA)	0
Baseline contract value	£446,827.67

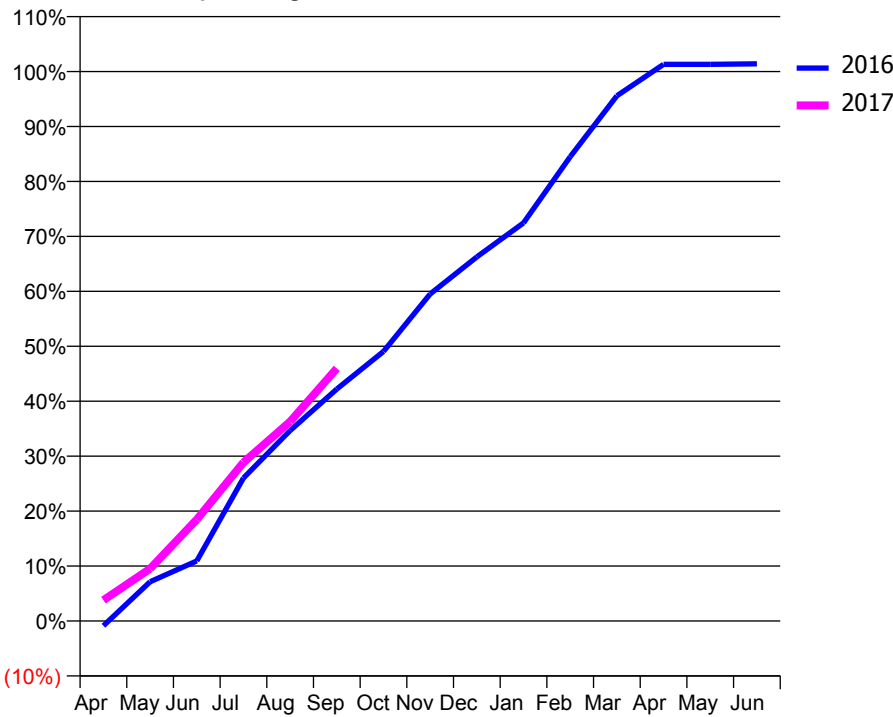
### ACCESS\*

Patients seen in 24 months	Total	Change since previous quarter
Quarter ending September 2015	545	
Quarter ending December 2015	504	↓
Quarter ending March 2016	772	↑
Quarter ending June 2016	1,032	↑
Quarter ending September 2016	1,176	↑
<b>Variance since September 2015</b>	<b>115.8%</b>	<b>↑</b>



### ACTIVITY

Cumulative percentage of contracted UDA delivered 2016 & 2017



Month	Adjusted Scheduled Activity (UDA)	
	2016	2017
April	-63	271
May	510	680
June	780	1,318
July	1,856	2,059
August	2,473	2,589
September	3,012	3,280
October	3,499	
November	4,246	
December	4,727	
January	5,168	
February	6,027	
March	6,818	
April	7,227	
May	7,227	
June	7,233	

### QUALITY

	Quantity	Base Number	Contract	AT	Region	England
% of FP17s for the same patient ID Re-attending within 3 months - Children	2	281	0.7%	11.9%	11.8%	12.4%
% of FP17s for the same patient ID Re-attending within 3 months - Adults	3	517	0.6%	15.8%	16.6%	16.7%
% of FP17s for the same patient ID Re-attending between 3 & 9 months - Children	21	281	7.5%	57.1%	60.2%	57.4%
% of FP17s for the same patient ID Re-attending between 3 & 9 months - Adults	4	517	0.8%	48.6%	52.0%	50.5%
% of FP17s for Band 1 Urgent Courses	1	716	0.1%	9.6%	9.4%	9.1%
% of FP17s Relating to Free Repair or Replacements	0	716	0.0%	0.7%	0.7%	0.8%
% of FP17s Relating to Continuations	0	716	0.0%	0.9%	1.2%	1.3%
% of Patients satisfied with the dentistry they have received	0	0	N/A	93.3%	93.6%	93.2%
% of Patients satisfied with the time they had to wait for an appointment	0	0	N/A	89.2%	89.1%	89.0%

\* This is based on patients treated on this contract for their most recent course of treatment. Figures in italics indicate the base number of FP17s or Patient Questionnaire responses are less than 100. N/A is shown where the base number of responses is less than 10 during the period. % is calculated as Quantity/Base number\*100

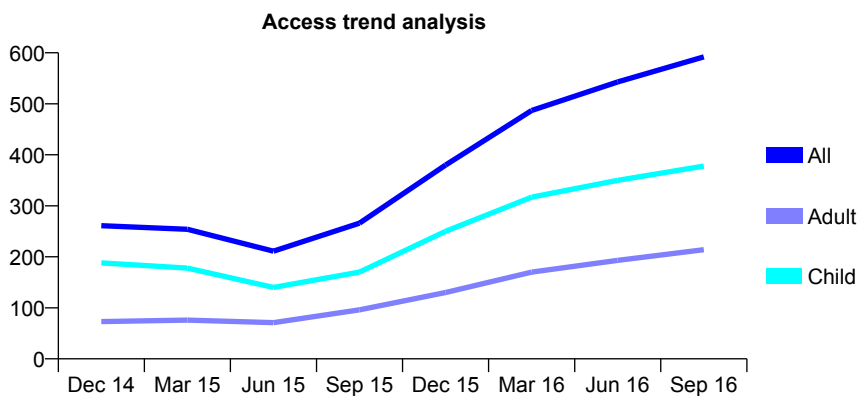
## Q69 - Vital Signs At a Glance Contract Report for 829064/0001 - September 2016

Name or company name	MRS PP KOTHARI
Contract type name	GDS Contract
Purpose of contract	General
Contract start date	01/04/2006
Contract end date	

16/17 Contracted general activity (UDA)	1,400
Carry forward general activity (UDA)	0
16/17 Contracted orthodontic activity (UOA)	0
Carry forward orthodontic activity (UOA)	0
Baseline contract value	£32,206.72

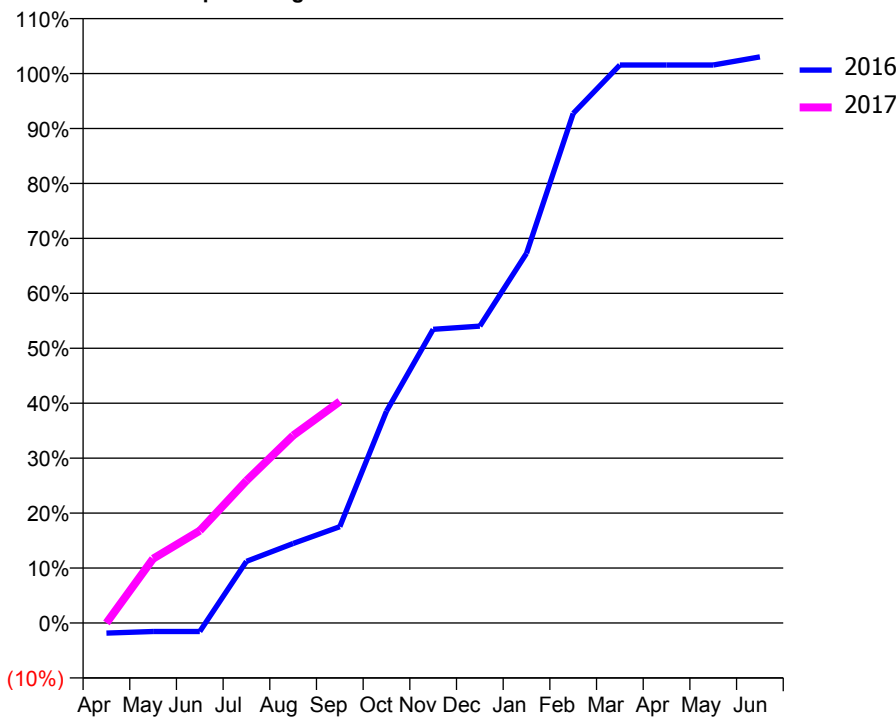
### ACCESS\*

Patients seen in 24 months	Total	Change since previous quarter
Quarter ending September 2015	266	
Quarter ending December 2015	380	↑
Quarter ending March 2016	487	↑
Quarter ending June 2016	543	↑
Quarter ending September 2016	592	↑
<b>Variance since September 2015</b>	<b>122.6%</b>	<b>↑</b>



### ACTIVITY

Cumulative percentage of contracted UDA delivered 2016 & 2017



Adjusted Scheduled Activity (UDA)

Month	2016	2017
April	-19	0
May	-16	164
June	-16	235
July	115	363
August	148	478
September	179	564
October	394	
November	546	
December	552	
January	688	
February	948	
March	1,038	
April	1,038	
May	1,038	
June	1,053	

### QUALITY

	Quantity	Base Number	Contract	AT	Region	England
% of FP17s for the same patient ID Re-attending within 3 months - Children	12	272	4.4%	11.9%	11.8%	12.4%
% of FP17s for the same patient ID Re-attending within 3 months - Adults	4	80	5.0%	15.8%	16.6%	16.7%
% of FP17s for the same patient ID Re-attending between 3 & 9 months - Children	142	272	52.2%	57.1%	60.2%	57.4%
% of FP17s for the same patient ID Re-attending between 3 & 9 months - Adults	30	80	37.5%	48.6%	52.0%	50.5%
% of FP17s for Band 1 Urgent Courses	27	343	7.9%	9.6%	9.4%	9.1%
% of FP17s Relating to Free Repair or Replacements	0	343	0.0%	0.7%	0.7%	0.8%
% of FP17s Relating to Continuations	0	343	0.0%	0.9%	1.2%	1.3%
% of Patients satisfied with the dentistry they have received	1	1	N/A	93.3%	93.6%	93.2%
% of Patients satisfied with the time they had to wait for an appointment	1	1	N/A	89.2%	89.1%	89.0%

\* This is based on patients treated on this contract for their most recent course of treatment. Figures in italics indicate the base number of FP17s or Patient Questionnaire responses are less than 100. N/A is shown where the base number of responses is less than 10 during the period. % is calculated as Quantity/Base number\*100

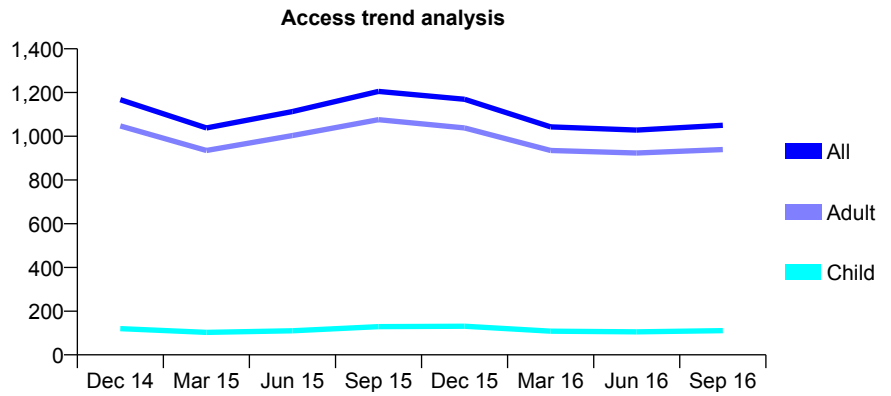
## Q69 - Vital Signs At a Glance Contract Report for 829471/0006 - September 2016

Name or company name	MR JS DHARIWAL
Contract type name	PDS Contract
Purpose of contract	General
Contract start date	01/04/2006
Contract end date	31/03/2017

16/17 Contracted general activity (UDA)	3,143
Carry forward general activity (UDA)	0
16/17 Contracted orthodontic activity (UOA)	0
Carry forward orthodontic activity (UOA)	0
Baseline contract value	£252,628.88

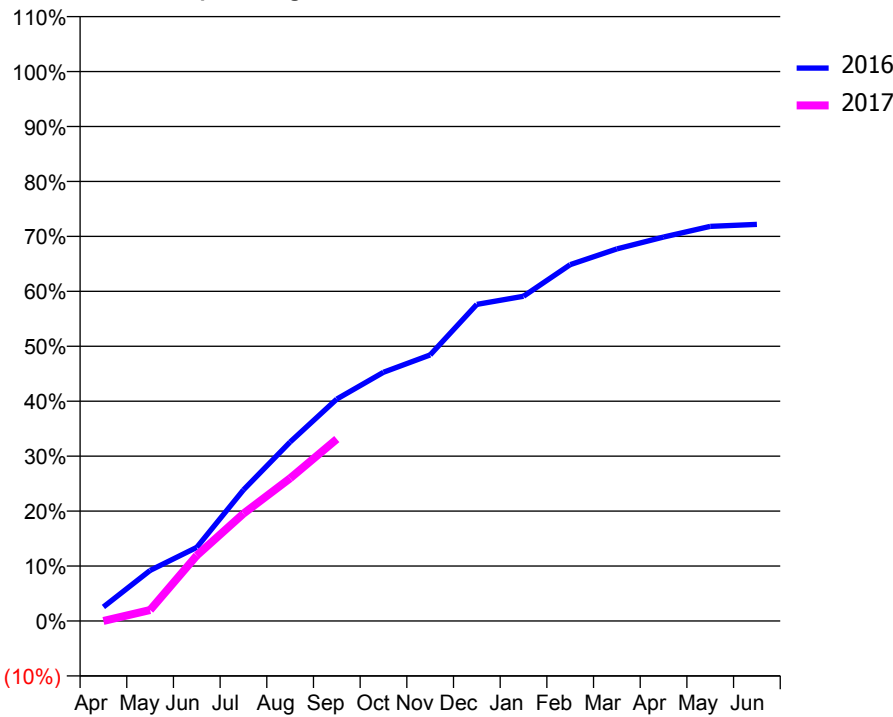
### ACCESS\*

Patients seen in 24 months	Total	Change since previous quarter
Quarter ending September 2015	1,205	
Quarter ending December 2015	1,169	↓
Quarter ending March 2016	1,043	↓
Quarter ending June 2016	1,028	↓
Quarter ending September 2016	1,050	↑
<b>Variance since September 2015</b>	<b>(12.9%)</b>	<b>↓</b>



### ACTIVITY

Cumulative percentage of contracted UDA delivered 2016 & 2017



Month	Adjusted Scheduled Activity (UDA)	
	2016	2017
April	81	0
May	290	63
June	422	375
July	750	615
August	1,024	816
September	1,269	1,041
October	1,423	
November	1,522	
December	1,811	
January	1,858	
February	2,038	
March	2,128	
April	2,197	
May	2,257	
June	2,269	

### QUALITY

	Quantity	Base Number	Contract	AT	Region	England
% of FP17s for the same patient ID Re-attending within 3 months - Children	3	136	2.2%	11.9%	11.8%	12.4%
% of FP17s for the same patient ID Re-attending within 3 months - Adults	14	826	1.7%	15.8%	16.6%	16.7%
% of FP17s for the same patient ID Re-attending between 3 & 9 months - Children	1	136	0.7%	57.1%	60.2%	57.4%
% of FP17s for the same patient ID Re-attending between 3 & 9 months - Adults	9	826	1.1%	48.6%	52.0%	50.5%
% of FP17s for Band 1 Urgent Courses	778	817	95.2%	9.6%	9.4%	9.1%
% of FP17s Relating to Free Repair or Replacements	1	817	0.1%	0.7%	0.7%	0.8%
% of FP17s Relating to Continuations	0	817	0.0%	0.9%	1.2%	1.3%
% of Patients satisfied with the dentistry they have received	0	0	N/A	93.3%	93.6%	93.2%
% of Patients satisfied with the time they had to wait for an appointment	0	0	N/A	89.2%	89.1%	89.0%

\* This is based on patients treated on this contract for their most recent course of treatment. Figures in italics indicate the base number of FP17s or Patient Questionnaire responses are less than 100. N/A is shown where the base number of responses is less than 10 during the period. % is calculated as Quantity/Base number\*100

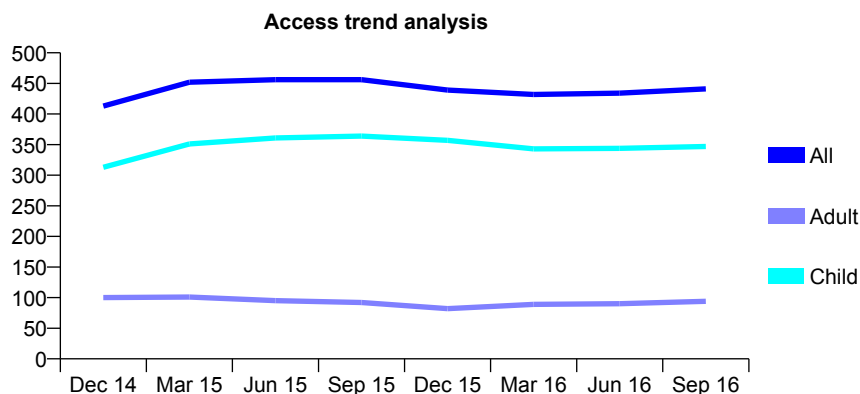
## Q69 - Vital Signs At a Glance Contract Report for 830119/0001 - September 2016

Name or company name	MR MJ MCKENNY
Contract type name	GDS Contract
Purpose of contract	General
Contract start date	01/04/2008
Contract end date	

16/17 Contracted general activity (UDA)	732
Carry forward general activity (UDA)	0
16/17 Contracted orthodontic activity (UOA)	0
Carry forward orthodontic activity (UOA)	0
Baseline contract value	£16,256.12

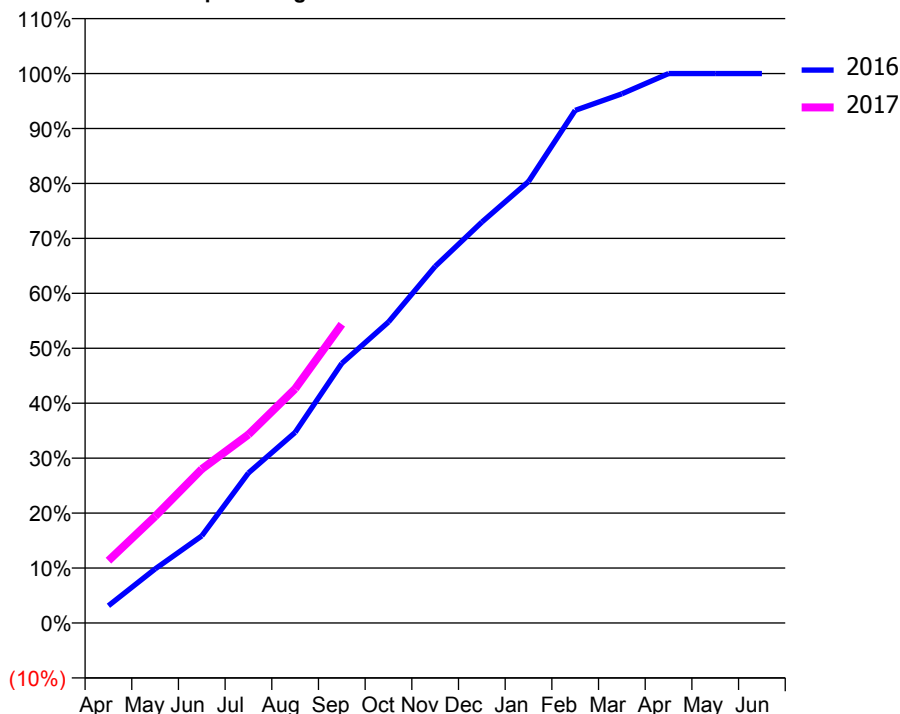
### ACCESS\*

Patients seen in 24 months	Total	Change since previous quarter
Quarter ending September 2015	456	
Quarter ending December 2015	439	↓
Quarter ending March 2016	432	↓
Quarter ending June 2016	434	→
Quarter ending September 2016	441	→
<b>Variance since September 2015</b>	<b>(3.3%)</b>	<b>↓</b>



### ACTIVITY

Cumulative percentage of contracted UDA delivered 2016 & 2017



Month	Adjusted Scheduled Activity (UDA)	
	2016	2017
April	23	83
May	72	142
June	116	205
July	200	251
August	254	312
September	346	398
October	401	
November	475	
December	534	
January	588	
February	683	
March	705	
April	732	
May	732	
June	732	

### QUALITY

	Quantity	Base Number	Contract	AT	Region	England
% of FP17s for the same patient ID Re-attending within 3 months - Children	14	258	5.4%	11.9%	11.8%	12.4%
% of FP17s for the same patient ID Re-attending within 3 months - Adults	2	51	3.9%	15.8%	16.6%	16.7%
% of FP17s for the same patient ID Re-attending between 3 & 9 months - Children	151	258	58.5%	57.1%	60.2%	57.4%
% of FP17s for the same patient ID Re-attending between 3 & 9 months - Adults	19	51	37.3%	48.6%	52.0%	50.5%
% of FP17s for Band 1 Urgent Courses	0	292	0.0%	9.6%	9.4%	9.1%
% of FP17s Relating to Free Repair or Replacements	0	292	0.0%	0.7%	0.7%	0.8%
% of FP17s Relating to Continuations	5	292	1.7%	0.9%	1.2%	1.3%
% of Patients satisfied with the dentistry they have received	0	0	N/A	93.3%	93.6%	93.2%
% of Patients satisfied with the time they had to wait for an appointment	0	0	N/A	89.2%	89.1%	89.0%

\* This is based on patients treated on this contract for their most recent course of treatment. Figures in italics indicate the base number of FP17s or Patient Questionnaire responses are less than 100. N/A is shown where the base number of responses is less than 10 during the period. % is calculated as Quantity/Base number\*100



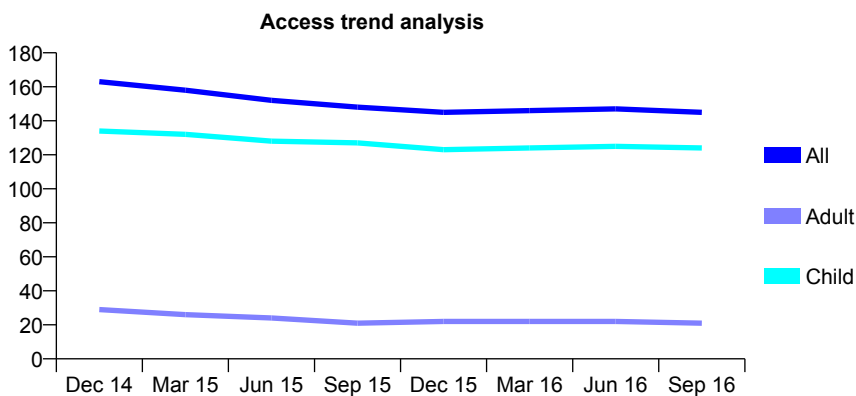
## Q69 - Vital Signs At a Glance Contract Report for 830429/0001 - September 2016

Name or company name	MRS CA PEERS
Contract type name	GDS Contract
Purpose of contract	General
Contract start date	01/04/2006
Contract end date	

16/17 Contracted general activity (UDA)	293
Carry forward general activity (UDA)	0
16/17 Contracted orthodontic activity (UOA)	0
Carry forward orthodontic activity (UOA)	0
Baseline contract value	£6,929.42

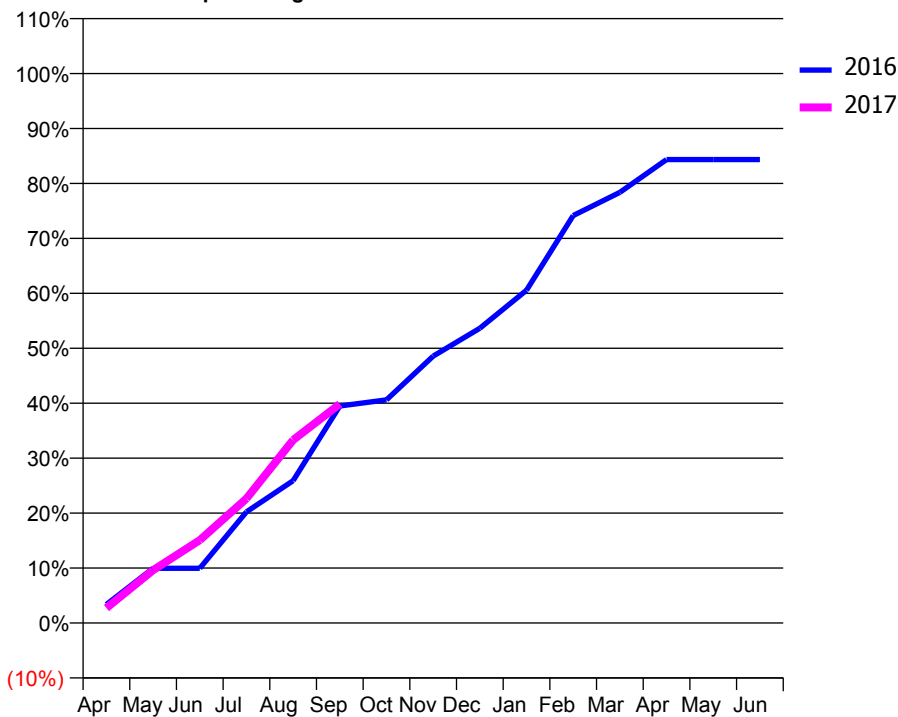
### ACCESS\*

Patients seen in 24 months	Total	Change since previous quarter
Quarter ending September 2015	148	
Quarter ending December 2015	145	↓
Quarter ending March 2016	146	→
Quarter ending June 2016	147	→
Quarter ending September 2016	145	↓
<b>Variance since September 2015</b>	<b>(2.0%)</b>	<b>↓</b>



### ACTIVITY

Cumulative percentage of contracted UDA delivered 2016 & 2017



Adjusted Scheduled Activity (UDA)

Month	2016	2017
April	12	8
May	35	28
June	35	44
July	72	66
August	92	98
September	140	117
October	144	
November	172	
December	190	
January	215	
February	263	
March	278	
April	299	
May	299	
June	299	

### QUALITY

	Quantity	Base Number	Contract	AT	Region	England
% of FP17s for the same patient ID Re-attending within 3 months - Children	11	113	9.7%	11.9%	11.8%	12.4%
% of FP17s for the same patient ID Re-attending within 3 months - Adults	0	4	0.0%	15.8%	16.6%	16.7%
% of FP17s for the same patient ID Re-attending between 3 & 9 months - Children	79	113	69.9%	57.1%	60.2%	57.4%
% of FP17s for the same patient ID Re-attending between 3 & 9 months - Adults	3	4	75.0%	48.6%	52.0%	50.5%
% of FP17s for Band 1 Urgent Courses	4	102	3.9%	9.6%	9.4%	9.1%
% of FP17s Relating to Free Repair or Replacements	0	102	0.0%	0.7%	0.7%	0.8%
% of FP17s Relating to Continuations	3	102	2.9%	0.9%	1.2%	1.3%
% of Patients satisfied with the dentistry they have received	0	0	N/A	93.3%	93.6%	93.2%
% of Patients satisfied with the time they had to wait for an appointment	0	0	N/A	89.2%	89.1%	89.0%

\* This is based on patients treated on this contract for their most recent course of treatment. Figures in italics indicate the base number of FP17s or Patient Questionnaire responses are less than 100. N/A is shown where the base number of responses is less than 10 during the period. % is calculated as Quantity/Base number\*100

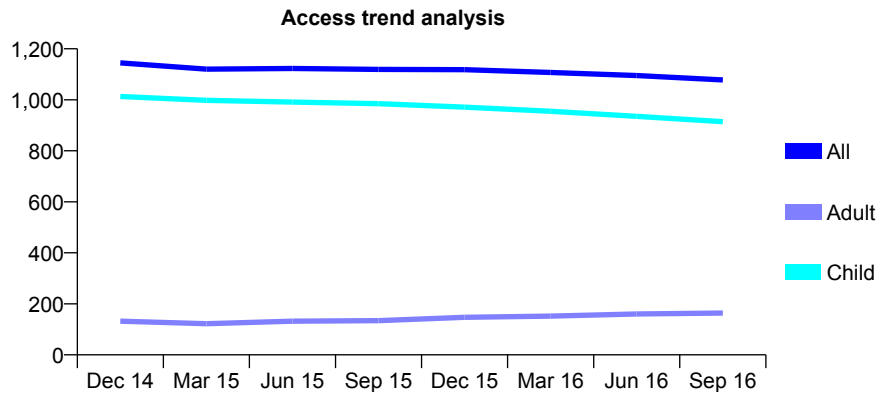
## Q69 - Vital Signs At a Glance Contract Report for 834815/0001 - September 2016

Name or company name	MR BF HAGAN
Contract type name	GDS Contract
Purpose of contract	General
Contract start date	01/04/2006
Contract end date	

16/17 Contracted general activity (UDA)	2,300
Carry forward general activity (UDA)	0
16/17 Contracted orthodontic activity (UOA)	0
Carry forward orthodontic activity (UOA)	0
Baseline contract value	£54,370.70

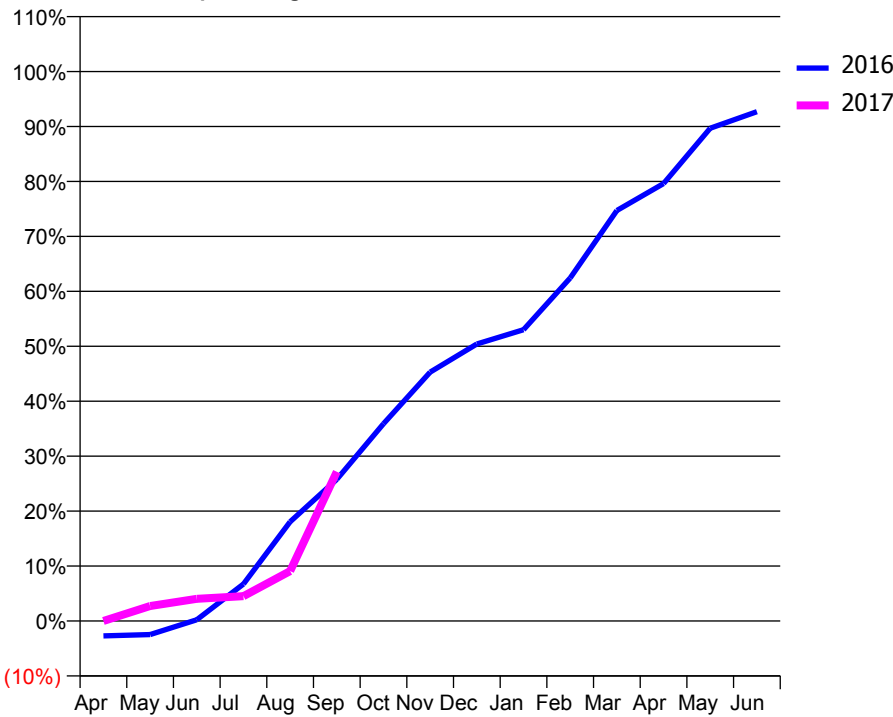
### ACCESS\*

Patients seen in 24 months	Total	Change since previous quarter
Quarter ending September 2015	1,119	
Quarter ending December 2015	1,118	→
Quarter ending March 2016	1,107	→
Quarter ending June 2016	1,095	↓
Quarter ending September 2016	1,078	↓
<b>Variance since September 2015</b>	<b>(3.7%)</b>	<b>↓</b>



### ACTIVITY

Cumulative percentage of contracted UDA delivered 2016 & 2017



Adjusted Scheduled Activity (UDA)		
Month	2016	2017
April	-63	0
May	-57	63
June	5	93
July	155	104
August	416	209
September	593	625
October	826	
November	1,042	
December	1,160	
January	1,219	
February	1,436	
March	1,718	
April	1,831	
May	2,063	
June	2,132	

### QUALITY

	Quantity	Base Number	Contract	AT	Region	England
% of FP17s for the same patient ID Re-attending within 3 months - Children	45	717	6.3%	11.9%	11.8%	12.4%
% of FP17s for the same patient ID Re-attending within 3 months - Adults	2	41	4.9%	15.8%	16.6%	16.7%
% of FP17s for the same patient ID Re-attending between 3 & 9 months - Children	469	717	65.4%	57.1%	60.2%	57.4%
% of FP17s for the same patient ID Re-attending between 3 & 9 months - Adults	28	41	68.3%	48.6%	52.0%	50.5%
% of FP17s for Band 1 Urgent Courses	10	424	2.4%	9.6%	9.4%	9.1%
% of FP17s Relating to Free Repair or Replacements	0	424	0.0%	0.7%	0.7%	0.8%
% of FP17s Relating to Continuations	0	424	0.0%	0.9%	1.2%	1.3%
% of Patients satisfied with the dentistry they have received	2	2	N/A	93.3%	93.6%	93.2%
% of Patients satisfied with the time they had to wait for an appointment	2	2	N/A	89.2%	89.1%	89.0%

\* This is based on patients treated on this contract for their most recent course of treatment. Figures in italics indicate the base number of FP17s or Patient Questionnaire responses are less than 100. N/A is shown where the base number of responses is less than 10 during the period. % is calculated as Quantity/Base number\*100

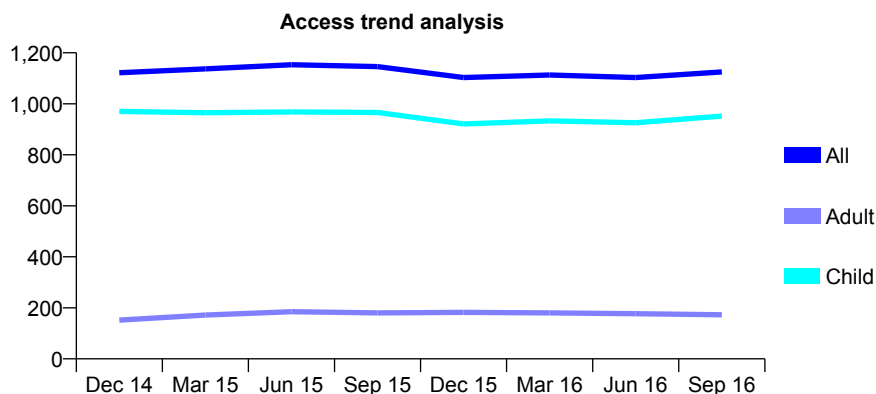
## Q69 - Vital Signs At a Glance Contract Report for 839175/0004 - September 2016

Name or company name	MR U BOSE
Contract type name	GDS Contract
Purpose of contract	General
Contract start date	01/01/2013
Contract end date	

16/17 Contracted general activity (UDA)	3,000
Carry forward general activity (UDA)	-23
16/17 Contracted orthodontic activity (UOA)	0
Carry forward orthodontic activity (UOA)	0
Baseline contract value	£74,618.75

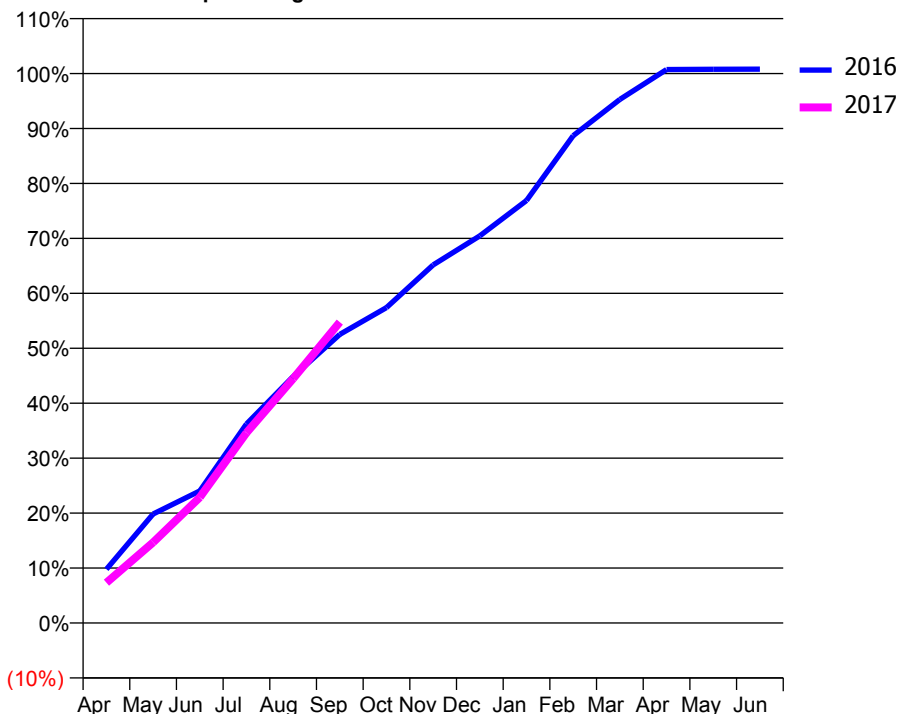
### ACCESS\*

Patients seen in 24 months	Total	Change since previous quarter
Quarter ending September 2015	1,146	
Quarter ending December 2015	1,103	↓
Quarter ending March 2016	1,113	→
Quarter ending June 2016	1,103	→
Quarter ending September 2016	1,125	→
<b>Variance since September 2015</b>	<b>(1.8%)</b>	<b>↓</b>



### ACTIVITY

Cumulative percentage of contracted UDA delivered 2016 & 2017



Month	Adjusted Scheduled Activity (UDA)	
	2016	2017
April	294	220
May	595	440
June	721	686
July	1,086	1,038
August	1,346	1,334
September	1,576	1,643
October	1,722	
November	1,955	
December	2,114	
January	2,307	
February	2,661	
March	2,859	
April	3,022	
May	3,023	
June	3,024	

### QUALITY

	Quantity	Base Number	Contract	AT	Region	England
% of FP17s for the same patient ID Re-attending within 3 months - Children	723	1,462	49.5%	11.9%	11.8%	12.4%
% of FP17s for the same patient ID Re-attending within 3 months - Adults	17	70	24.3%	15.8%	16.6%	16.7%
% of FP17s for the same patient ID Re-attending between 3 & 9 months - Children	337	1,462	23.1%	57.1%	60.2%	57.4%
% of FP17s for the same patient ID Re-attending between 3 & 9 months - Adults	22	70	31.4%	48.6%	52.0%	50.5%
% of FP17s for Band 1 Urgent Courses	4	1,380	0.3%	9.6%	9.4%	9.1%
% of FP17s Relating to Free Repair or Replacements	0	1,380	0.0%	0.7%	0.7%	0.8%
% of FP17s Relating to Continuations	0	1,380	0.0%	0.9%	1.2%	1.3%
% of Patients satisfied with the dentistry they have received	0	0	N/A	93.3%	93.6%	93.2%
% of Patients satisfied with the time they had to wait for an appointment	0	0	N/A	89.2%	89.1%	89.0%

\* This is based on patients treated on this contract for their most recent course of treatment. Figures in italics indicate the base number of FP17s or Patient Questionnaire responses are less than 100. N/A is shown where the base number of responses is less than 10 during the period. % is calculated as Quantity/Base number\*100

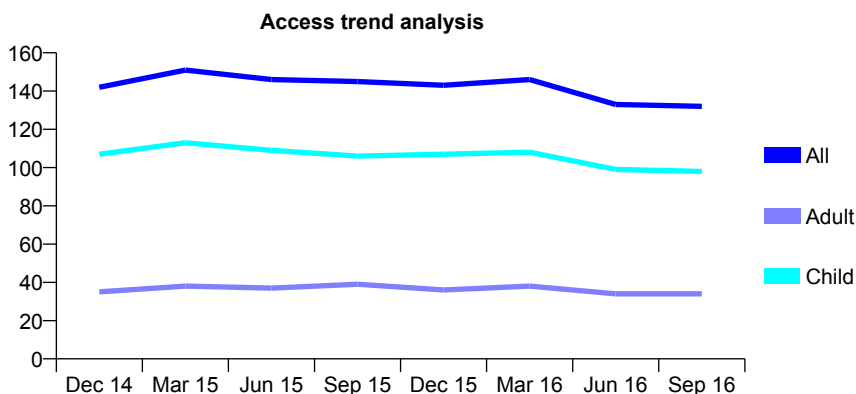
## Q69 - Vital Signs At a Glance Contract Report for 842192/0001 - September 2016

Name or company name	MR A SHAKERY
Contract type name	GDS Contract
Purpose of contract	General
Contract start date	01/04/2006
Contract end date	

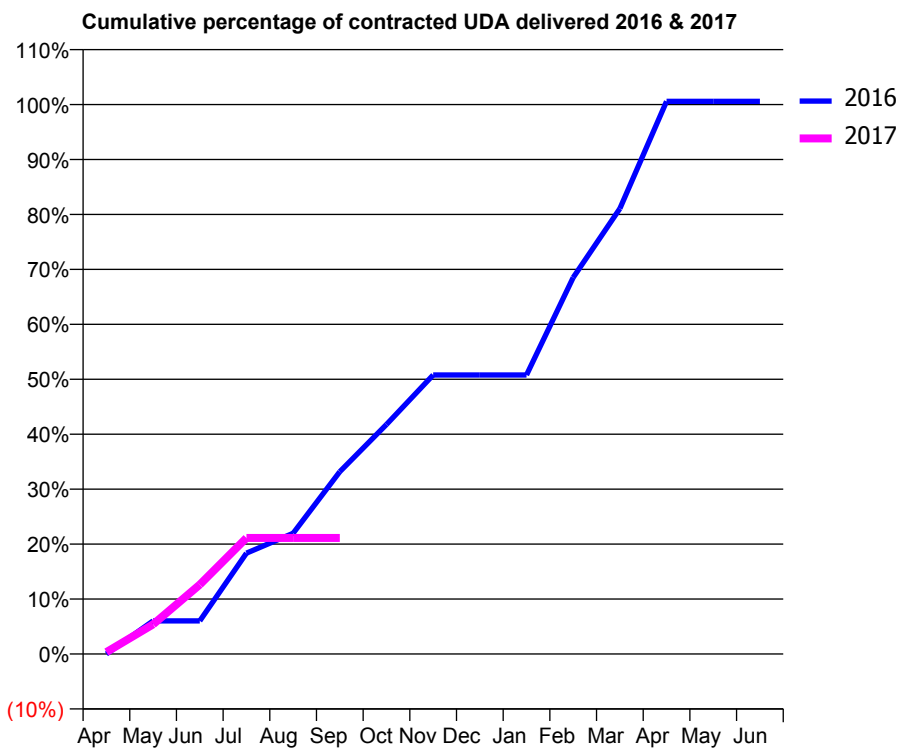
16/17 Contracted general activity (UDA)	282
Carry forward general activity (UDA)	-1
16/17 Contracted orthodontic activity (UOA)	0
Carry forward orthodontic activity (UOA)	0
Baseline contract value	£7,068.07

### ACCESS\*

Patients seen in 24 months	Total	Change since previous quarter
Quarter ending September 2015	145	
Quarter ending December 2015	143	↓
Quarter ending March 2016	146	↑
Quarter ending June 2016	133	↓
Quarter ending September 2016	132	→
<b>Variance since September 2015</b>	<b>(9.0%)</b>	<b>↓</b>



### ACTIVITY



Month	Adjusted Scheduled Activity (UDA)	
	2016	2017
April	0	1
May	17	15
June	17	36
July	52	60
August	62	60
September	94	60
October	118	
November	143	
December	143	
January	143	
February	193	
March	229	
April	284	
May	284	
June	284	

### QUALITY

	Quantity	Base Number	Contract	AT	Region	England
% of FP17s for the same patient ID Re-attending within 3 months - Children	(-1)	39	(2.6%)	11.9%	11.8%	12.4%
% of FP17s for the same patient ID Re-attending within 3 months - Adults	2	11	18.2%	15.8%	16.6%	16.7%
% of FP17s for the same patient ID Re-attending between 3 & 9 months - Children	14	39	35.9%	57.1%	60.2%	57.4%
% of FP17s for the same patient ID Re-attending between 3 & 9 months - Adults	3	11	27.3%	48.6%	52.0%	50.5%
% of FP17s for Band 1 Urgent Courses	8	41	19.5%	9.6%	9.4%	9.1%
% of FP17s Relating to Free Repair or Replacements	0	41	0.0%	0.7%	0.7%	0.8%
% of FP17s Relating to Continuations	0	41	0.0%	0.9%	1.2%	1.3%
% of Patients satisfied with the dentistry they have received	0	0	N/A	93.3%	93.6%	93.2%
% of Patients satisfied with the time they had to wait for an appointment	0	0	N/A	89.2%	89.1%	89.0%

\* This is based on patients treated on this contract for their most recent course of treatment. Figures in italics indicate the base number of FP17s or Patient Questionnaire responses are less than 100. N/A is shown where the base number of responses is less than 10 during the period. % is calculated as Quantity/Base number\*100

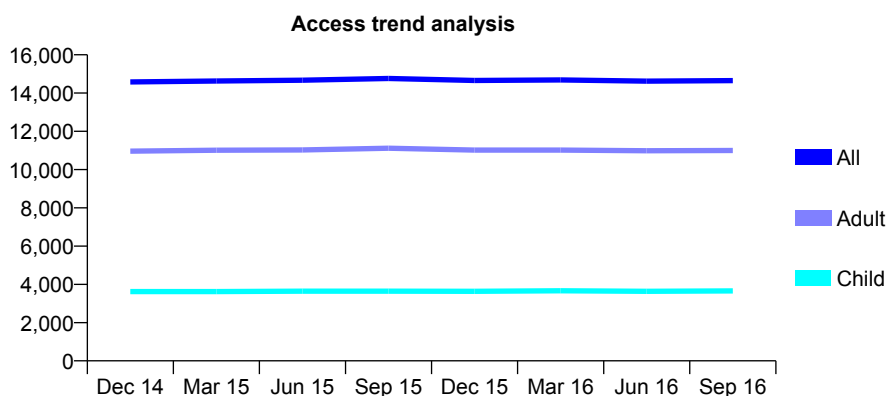
## Q69 - Vital Signs At a Glance Contract Report for 842834/0001 - September 2016

Name or company name	MR HR LABBANI MOTLAGH
Contract type name	GDS Contract
Purpose of contract	General
Contract start date	01/12/2009
Contract end date	

16/17 Contracted general activity (UDA)	36,100
Carry forward general activity (UDA)	-640
16/17 Contracted orthodontic activity (UOA)	0
Carry forward orthodontic activity (UOA)	0
Baseline contract value	£1,043,617.89

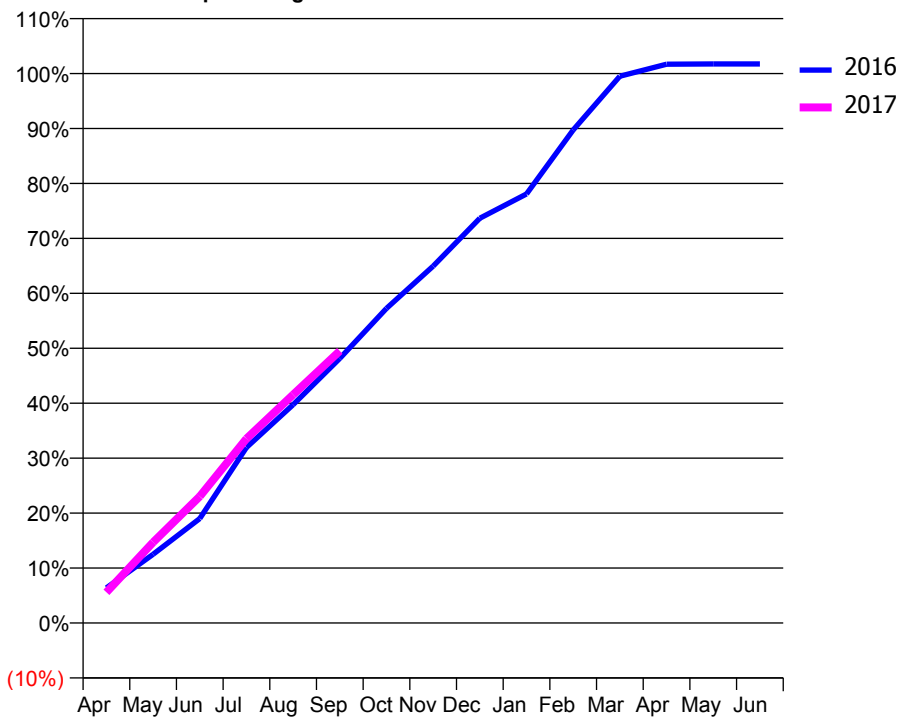
### ACCESS\*

Patients seen in 24 months	Total	Change since previous quarter
Quarter ending September 2015	14,760	
Quarter ending December 2015	14,661	→
Quarter ending March 2016	14,686	→
Quarter ending June 2016	14,620	→
Quarter ending September 2016	14,654	→
<b>Variance since September 2015</b>	<b>(0.7%)</b>	→



### ACTIVITY

**Cumulative percentage of contracted UDA delivered 2016 & 2017**



**Adjusted Scheduled Activity (UDA)**

Month	2016	2017
April	2,359	2,022
May	4,626	5,301
June	7,023	8,321
July	11,808	12,115
August	14,679	15,004
September	17,795	17,879
October	21,152	
November	24,001	
December	27,218	
January	28,850	
February	33,148	
March	36,761	
April	37,577	
May	37,588	
June	37,588	

### QUALITY

	Quantity	Base Number	Contract	AT	Region	England
% of FP17s for the same patient ID Re-attending within 3 months - Children	41	2,563	1.6%	11.9%	11.8%	12.4%
% of FP17s for the same patient ID Re-attending within 3 months - Adults	287	6,633	4.3%	15.8%	16.6%	16.7%
% of FP17s for the same patient ID Re-attending between 3 & 9 months - Children	1,489	2,563	58.1%	57.1%	60.2%	57.4%
% of FP17s for the same patient ID Re-attending between 3 & 9 months - Adults	3,939	6,633	59.4%	48.6%	52.0%	50.5%
% of FP17s for Band 1 Urgent Courses	76	8,664	0.9%	9.6%	9.4%	9.1%
% of FP17s Relating to Free Repair or Replacements	0	8,664	0.0%	0.7%	0.7%	0.8%
% of FP17s Relating to Continuations	26	8,664	0.3%	0.9%	1.2%	1.3%
% of Patients satisfied with the dentistry they have received	97	99	98.0%	93.3%	93.6%	93.2%
% of Patients satisfied with the time they had to wait for an appointment	94	99	94.9%	89.2%	89.1%	89.0%

\* This is based on patients treated on this contract for their most recent course of treatment. Figures in italics indicate the base number of FP17s or Patient Questionnaire responses are less than 100. N/A is shown where the base number of responses is less than 10 during the period. % is calculated as Quantity/Base number\*100

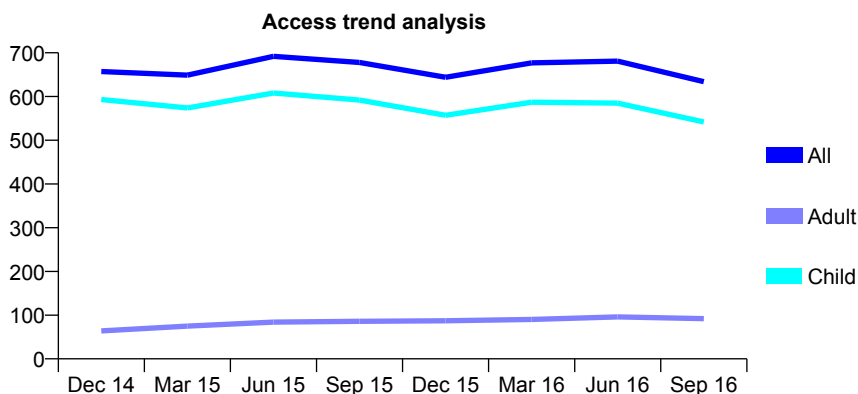
## Q69 - Vital Signs At a Glance Contract Report for 847054/0001 - September 2016

Name or company name	MR RA HUGHES
Contract type name	GDS Contract
Purpose of contract	General
Contract start date	01/04/2006
Contract end date	

16/17 Contracted general activity (UDA)	1,670
Carry forward general activity (UDA)	0
16/17 Contracted orthodontic activity (UOA)	0
Carry forward orthodontic activity (UOA)	0
Baseline contract value	£43,387.08

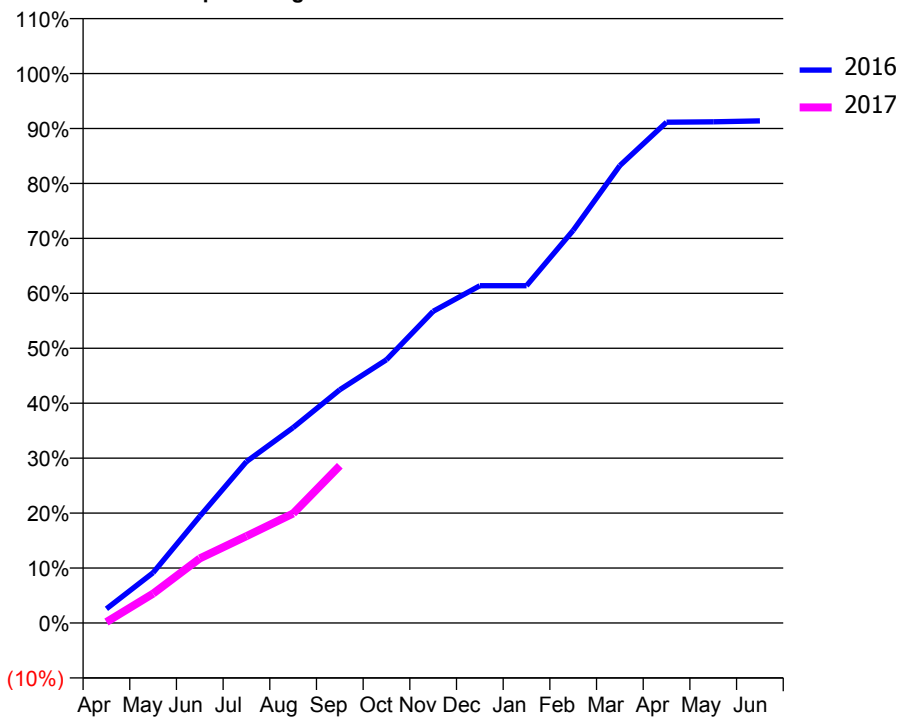
### ACCESS\*

Patients seen in 24 months	Total	Change since previous quarter
Quarter ending September 2015	678	
Quarter ending December 2015	644	↓
Quarter ending March 2016	677	↑
Quarter ending June 2016	681	→
Quarter ending September 2016	634	↓
<b>Variance since September 2015</b>	<b>(6.5%)</b>	<b>↓</b>



### ACTIVITY

Cumulative percentage of contracted UDA delivered 2016 & 2017



Adjusted Scheduled Activity (UDA)

Month	2016	2017
April	43	3
May	153	89
June	324	196
July	490	264
August	594	333
September	709	478
October	800	
November	947	
December	1,025	
January	1,025	
February	1,193	
March	1,390	
April	1,522	
May	1,523	
June	1,526	

### QUALITY

	Quantity	Base Number	Contract	AT	Region	England
% of FP17s for the same patient ID Re-attending within 3 months - Children	21	459	4.6%	11.9%	11.8%	12.4%
% of FP17s for the same patient ID Re-attending within 3 months - Adults	1	17	5.9%	15.8%	16.6%	16.7%
% of FP17s for the same patient ID Re-attending between 3 & 9 months - Children	280	459	61.0%	57.1%	60.2%	57.4%
% of FP17s for the same patient ID Re-attending between 3 & 9 months - Adults	3	17	17.6%	48.6%	52.0%	50.5%
% of FP17s for Band 1 Urgent Courses	10	382	2.6%	9.6%	9.4%	9.1%
% of FP17s Relating to Free Repair or Replacements	0	382	0.0%	0.7%	0.7%	0.8%
% of FP17s Relating to Continuations	0	382	0.0%	0.9%	1.2%	1.3%
% of Patients satisfied with the dentistry they have received	0	0	N/A	93.3%	93.6%	93.2%
% of Patients satisfied with the time they had to wait for an appointment	0	0	N/A	89.2%	89.1%	89.0%

\* This is based on patients treated on this contract for their most recent course of treatment. Figures in italics indicate the base number of FP17s or Patient Questionnaire responses are less than 100. N/A is shown where the base number of responses is less than 10 during the period. % is calculated as Quantity/Base number\*100

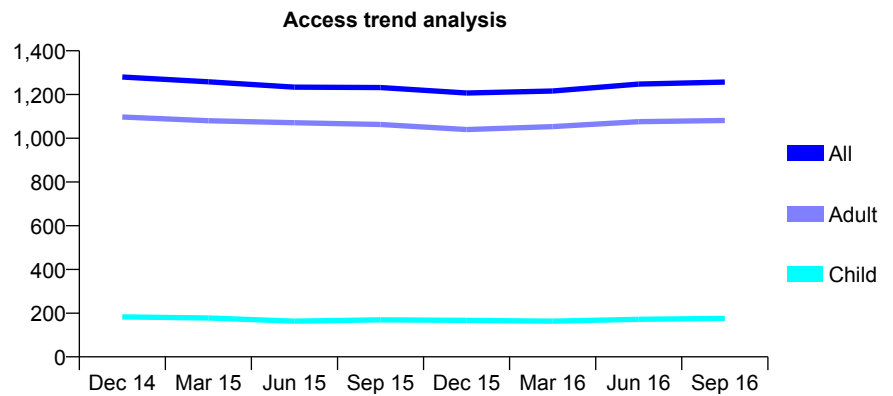
## Q69 - Vital Signs At a Glance Contract Report for 848077/0001 - September 2016

Name or company name	MISS NP MCVEIGH
Contract type name	GDS Contract
Purpose of contract	General
Contract start date	01/04/2006
Contract end date	

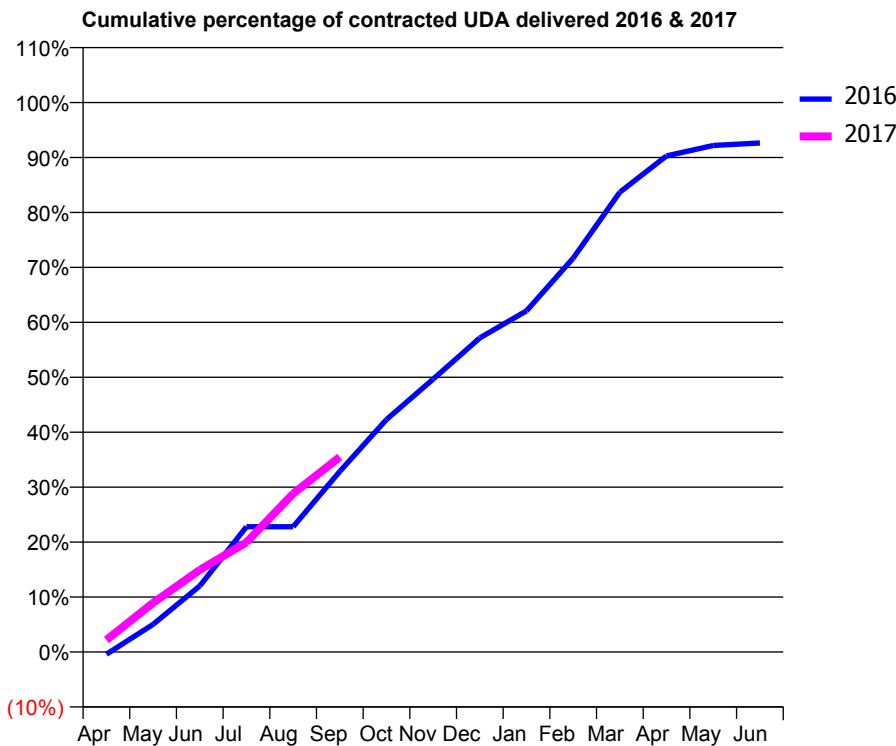
16/17 Contracted general activity (UDA)	4,472
Carry forward general activity (UDA)	0
16/17 Contracted orthodontic activity (UOA)	0
Carry forward orthodontic activity (UOA)	0
Baseline contract value	£93,542.62

### ACCESS\*

Patients seen in 24 months	Total	Change since previous quarter
Quarter ending September 2015	1,232	
Quarter ending December 2015	1,207	↓
Quarter ending March 2016	1,216	→
Quarter ending June 2016	1,248	↑
Quarter ending September 2016	1,257	→
<b>Variance since September 2015</b>	<b>2.0%</b>	<b>↑</b>



### ACTIVITY



Month	Adjusted Scheduled Activity (UDA)	
	2016	2017
April	-20	99
May	231	399
June	550	668
July	1,044	893
August	1,044	1,289
September	1,504	1,587
October	1,936	
November	2,273	
December	2,616	
January	2,842	
February	3,281	
March	3,830	
April	4,133	
May	4,219	
June	4,240	

### QUALITY

	Quantity	Base Number	Contract	AT	Region	England
% of FP17s for the same patient ID Re-attending within 3 months - Children	4	138	2.9%	11.9%	11.8%	12.4%
% of FP17s for the same patient ID Re-attending within 3 months - Adults	94	886	10.6%	15.8%	16.6%	16.7%
% of FP17s for the same patient ID Re-attending between 3 & 9 months - Children	84	138	60.9%	57.1%	60.2%	57.4%
% of FP17s for the same patient ID Re-attending between 3 & 9 months - Adults	626	886	70.7%	48.6%	52.0%	50.5%
% of FP17s for Band 1 Urgent Courses	39	893	4.4%	9.6%	9.4%	9.1%
% of FP17s Relating to Free Repair or Replacements	18	893	2.0%	0.7%	0.7%	0.8%
% of FP17s Relating to Continuations	4	893	0.4%	0.9%	1.2%	1.3%
% of Patients satisfied with the dentistry they have received	2	2	N/A	93.3%	93.6%	93.2%
% of Patients satisfied with the time they had to wait for an appointment	2	2	N/A	89.2%	89.1%	89.0%

\* This is based on patients treated on this contract for their most recent course of treatment. Figures in italics indicate the base number of FP17s or Patient Questionnaire responses are less than 100. N/A is shown where the base number of responses is less than 10 during the period. % is calculated as Quantity/Base number\*100



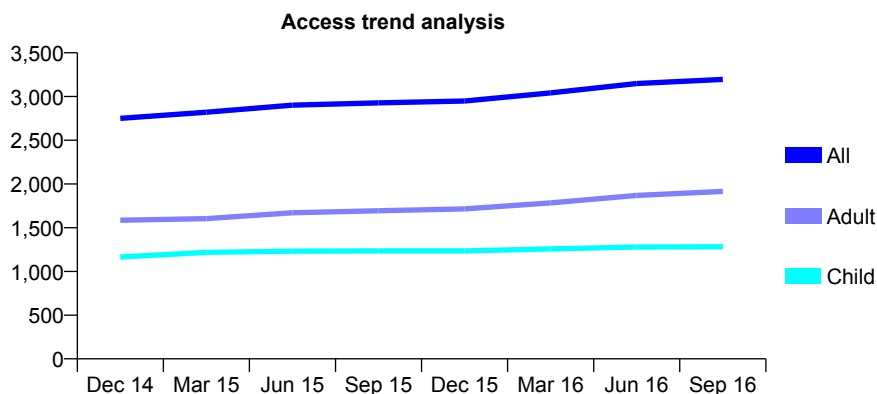
## Q69 - Vital Signs At a Glance Contract Report for 854166/0001 - September 2016

Name or company name	MRS JP BENNETT
Contract type name	GDS Contract
Purpose of contract	General
Contract start date	01/04/2006
Contract end date	

16/17 Contracted general activity (UDA)	5,698
Carry forward general activity (UDA)	0
16/17 Contracted orthodontic activity (UOA)	0
Carry forward orthodontic activity (UOA)	0
Baseline contract value	£112,514.90

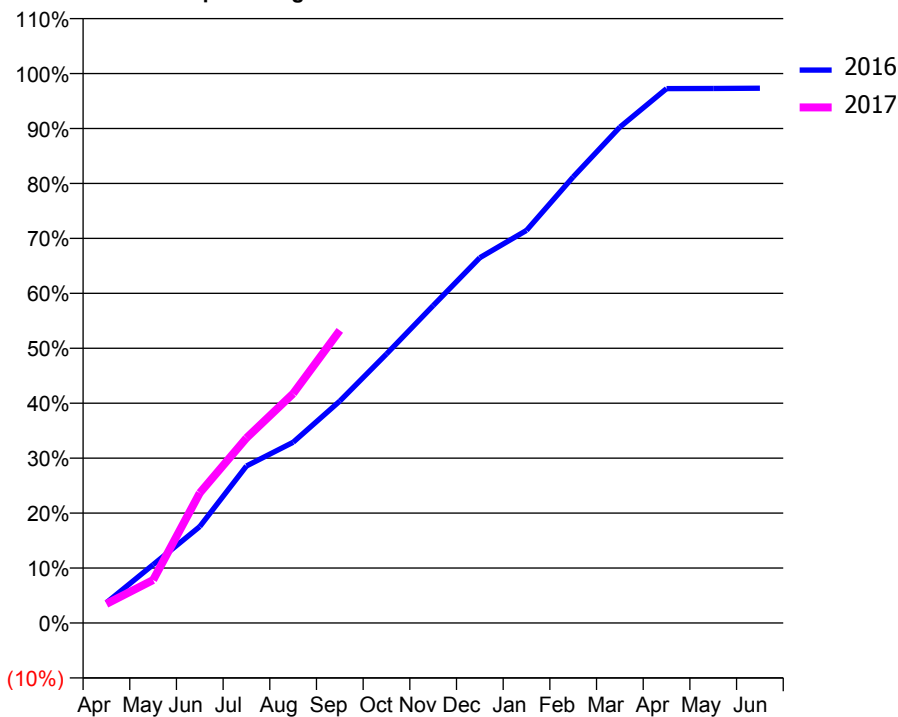
### ACCESS\*

Patients seen in 24 months	Total	Change since previous quarter
Quarter ending September 2015	2,927	
Quarter ending December 2015	2,949	→
Quarter ending March 2016	3,042	↑
Quarter ending June 2016	3,148	↑
Quarter ending September 2016	3,196	→
<b>Variance since September 2015</b>	<b>9.2%</b>	<b>↑</b>



### ACTIVITY

Cumulative percentage of contracted UDA delivered 2016 & 2017



Adjusted Scheduled Activity (UDA)

Month	2016	2017
April	221	198
May	633	446
June	1,047	1,349
July	1,705	1,918
August	1,963	2,379
September	2,410	3,035
October	2,920	
November	3,447	
December	3,966	
January	4,263	
February	4,843	
March	5,384	
April	5,802	
May	5,803	
June	5,806	

### QUALITY

	Quantity	Base Number	Contract	AT	Region	England
% of FP17s for the same patient ID Re-attending within 3 months - Children	76	1,006	7.6%	11.9%	11.8%	12.4%
% of FP17s for the same patient ID Re-attending within 3 months - Adults	278	1,411	19.7%	15.8%	16.6%	16.7%
% of FP17s for the same patient ID Re-attending between 3 & 9 months - Children	524	1,006	52.1%	57.1%	60.2%	57.4%
% of FP17s for the same patient ID Re-attending between 3 & 9 months - Adults	601	1,411	42.6%	48.6%	52.0%	50.5%
% of FP17s for Band 1 Urgent Courses	159	1,749	9.1%	9.6%	9.4%	9.1%
% of FP17s Relating to Free Repair or Replacements	27	1,749	1.5%	0.7%	0.7%	0.8%
% of FP17s Relating to Continuations	0	1,749	0.0%	0.9%	1.2%	1.3%
% of Patients satisfied with the dentistry they have received	1	1	N/A	93.3%	93.6%	93.2%
% of Patients satisfied with the time they had to wait for an appointment	1	1	N/A	89.2%	89.1%	89.0%

\* This is based on patients treated on this contract for their most recent course of treatment. Figures in italics indicate the base number of FP17s or Patient Questionnaire responses are less than 100. N/A is shown where the base number of responses is less than 10 during the period. % is calculated as Quantity/Base number\*100

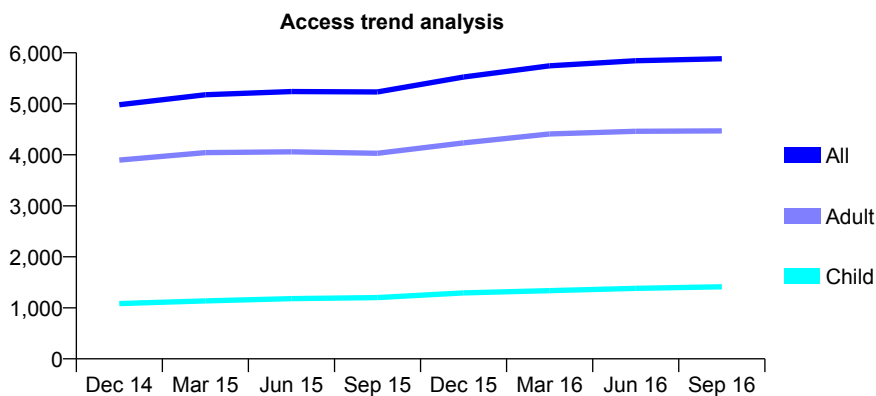
## Q69 - Vital Signs At a Glance Contract Report for 889660/0001 - September 2016

Name or company name	MR B AHMED
Contract type name	GDS Contract
Purpose of contract	General
Contract start date	25/07/2012
Contract end date	

16/17 Contracted general activity (UDA)	13,000
Carry forward general activity (UDA)	0
16/17 Contracted orthodontic activity (UOA)	0
Carry forward orthodontic activity (UOA)	0
Baseline contract value	£309,062.58

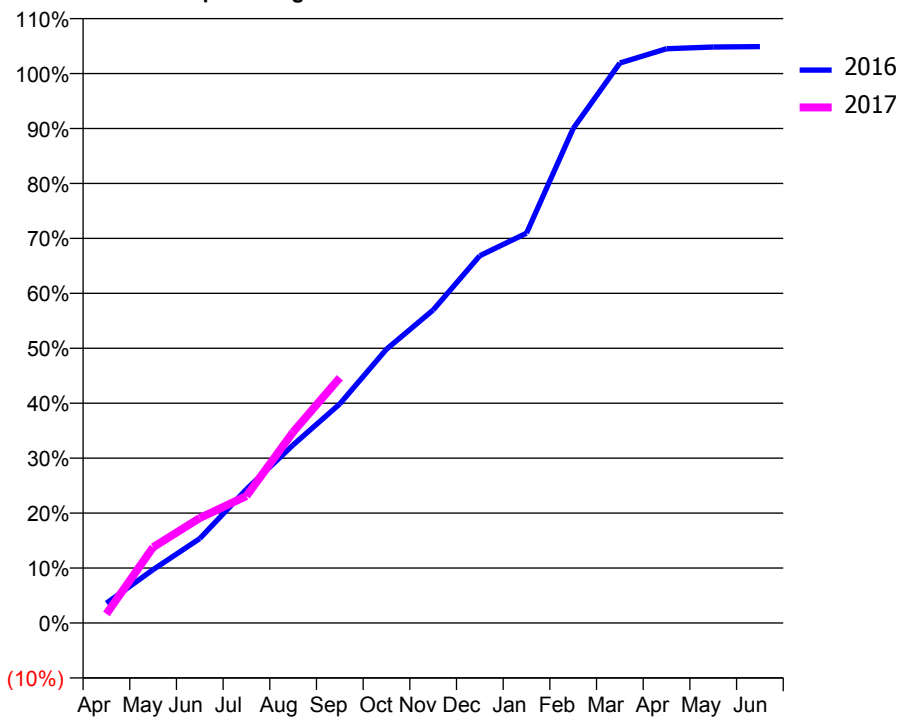
### ACCESS\*

Patients seen in 24 months	Total	Change since previous quarter
Quarter ending September 2015	5,232	
Quarter ending December 2015	5,526	↑
Quarter ending March 2016	5,746	↑
Quarter ending June 2016	5,844	→
Quarter ending September 2016	5,883	→
<b>Variance since September 2015</b>	<b>12.4%</b>	<b>↑</b>



### ACTIVITY

Cumulative percentage of contracted UDA delivered 2016 & 2017



Month	Adjusted Scheduled Activity (UDA)	
	2016	2017
April	470	215
May	1,264	1,793
June	1,997	2,486
July	3,165	3,004
August	4,212	4,520
September	5,185	5,804
October	6,480	
November	7,406	
December	8,690	
January	9,223	
February	11,698	
March	13,249	
April	13,587	
May	13,625	
June	13,635	

### QUALITY

	Quantity	Base Number	Contract	AT	Region	England
% of FP17s for the same patient ID Re-attending within 3 months - Children	75	1,101	6.8%	11.9%	11.8%	12.4%
% of FP17s for the same patient ID Re-attending within 3 months - Adults	410	3,111	13.2%	15.8%	16.6%	16.7%
% of FP17s for the same patient ID Re-attending between 3 & 9 months - Children	645	1,101	58.6%	57.1%	60.2%	57.4%
% of FP17s for the same patient ID Re-attending between 3 & 9 months - Adults	1,703	3,111	54.7%	48.6%	52.0%	50.5%
% of FP17s for Band 1 Urgent Courses	319	3,161	10.1%	9.6%	9.4%	9.1%
% of FP17s Relating to Free Repair or Replacements	22	3,161	0.7%	0.7%	0.7%	0.8%
% of FP17s Relating to Continuations	17	3,161	0.5%	0.9%	1.2%	1.3%
% of Patients satisfied with the dentistry they have received	3	3	N/A	93.3%	93.6%	93.2%
% of Patients satisfied with the time they had to wait for an appointment	3	3	N/A	89.2%	89.1%	89.0%

\* This is based on patients treated on this contract for their most recent course of treatment. Figures in italics indicate the base number of FP17s or Patient Questionnaire responses are less than 100. N/A is shown where the base number of responses is less than 10 during the period. % is calculated as Quantity/Base number\*100

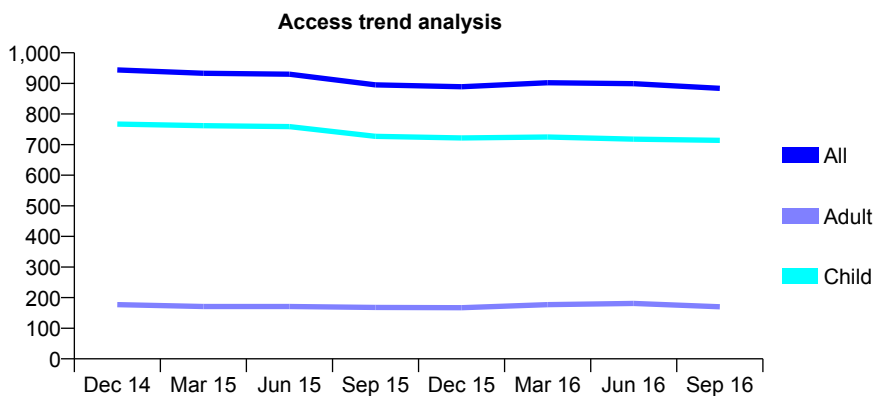
## Q69 - Vital Signs At a Glance Contract Report for 905763/0001 - September 2016

Name or company name	MR HR PATEL
Contract type name	GDS Contract
Purpose of contract	General
Contract start date	01/04/2006
Contract end date	

16/17 Contracted general activity (UDA)	2,000
Carry forward general activity (UDA)	0
16/17 Contracted orthodontic activity (UOA)	0
Carry forward orthodontic activity (UOA)	0
Baseline contract value	£44,551.25

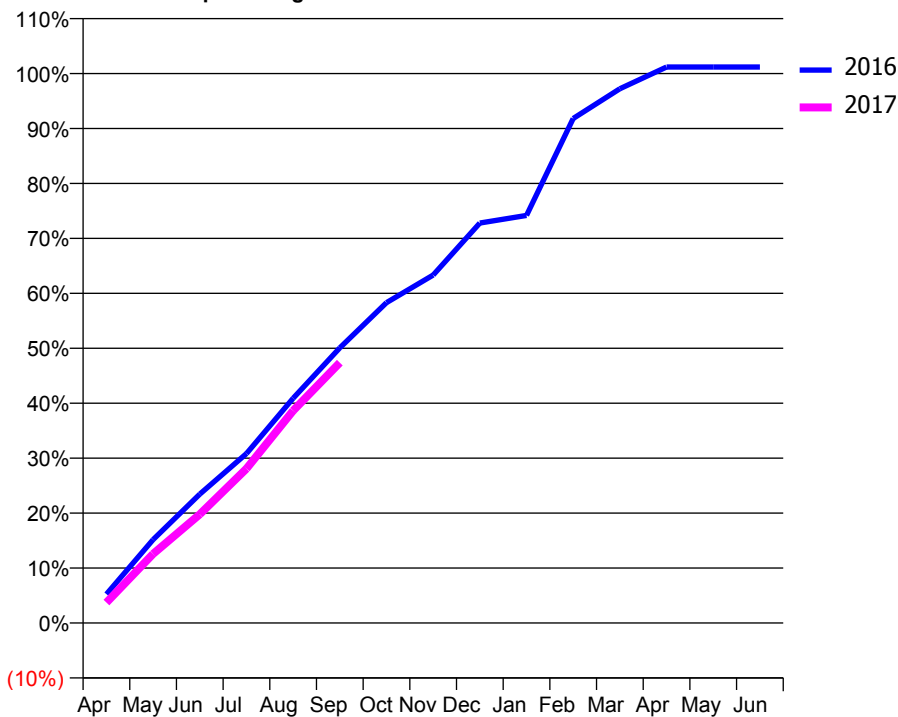
### ACCESS\*

Patients seen in 24 months	Total	Change since previous quarter
Quarter ending September 2015	895	
Quarter ending December 2015	889	→
Quarter ending March 2016	902	→
Quarter ending June 2016	899	→
Quarter ending September 2016	884	↓
<b>Variance since September 2015</b>	<b>(1.2%)</b>	<b>↓</b>



### ACTIVITY

Cumulative percentage of contracted UDA delivered 2016 & 2017



Month	Adjusted Scheduled Activity (UDA)	
	2016	2017
April	105	75
May	304	252
June	469	396
July	616	562
August	818	773
September	1,002	947
October	1,166	
November	1,267	
December	1,456	
January	1,484	
February	1,836	
March	1,944	
April	2,024	
May	2,024	
June	2,024	

### QUALITY

	Quantity	Base Number	Contract	AT	Region	England
% of FP17s for the same patient ID Re-attending within 3 months - Children	32	525	6.1%	11.9%	11.8%	12.4%
% of FP17s for the same patient ID Re-attending within 3 months - Adults	15	78	19.2%	15.8%	16.6%	16.7%
% of FP17s for the same patient ID Re-attending between 3 & 9 months - Children	306	525	58.3%	57.1%	60.2%	57.4%
% of FP17s for the same patient ID Re-attending between 3 & 9 months - Adults	39	78	50.0%	48.6%	52.0%	50.5%
% of FP17s for Band 1 Urgent Courses	32	543	5.9%	9.6%	9.4%	9.1%
% of FP17s Relating to Free Repair or Replacements	0	543	0.0%	0.7%	0.7%	0.8%
% of FP17s Relating to Continuations	0	543	0.0%	0.9%	1.2%	1.3%
% of Patients satisfied with the dentistry they have received	1	1	N/A	93.3%	93.6%	93.2%
% of Patients satisfied with the time they had to wait for an appointment	1	1	N/A	89.2%	89.1%	89.0%

\* This is based on patients treated on this contract for their most recent course of treatment. Figures in italics indicate the base number of FP17s or Patient Questionnaire responses are less than 100. N/A is shown where the base number of responses is less than 10 during the period. % is calculated as Quantity/Base number\*100

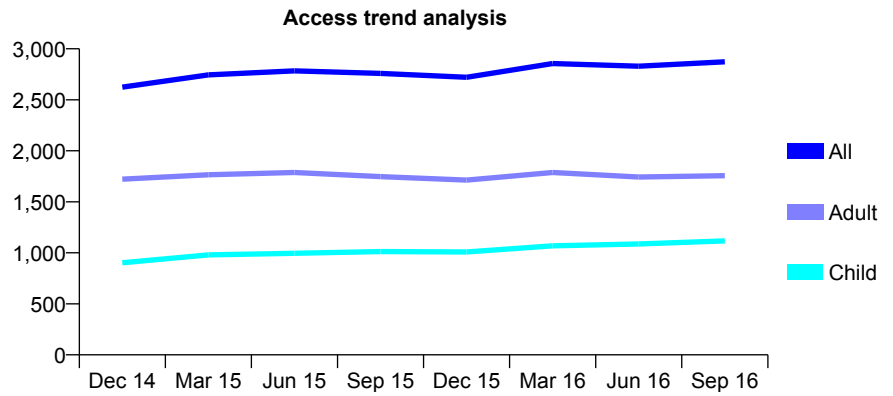
## Q69 - Vital Signs At a Glance Contract Report for 905860/0004 - September 2016

Name or company name	MR A MAKHANI
Contract type name	GDS Contract
Purpose of contract	General
Contract start date	01/04/2006
Contract end date	

16/17 Contracted general activity (UDA)	6,297
Carry forward general activity (UDA)	0
16/17 Contracted orthodontic activity (UOA)	0
Carry forward orthodontic activity (UOA)	0
Baseline contract value	£154,113.93

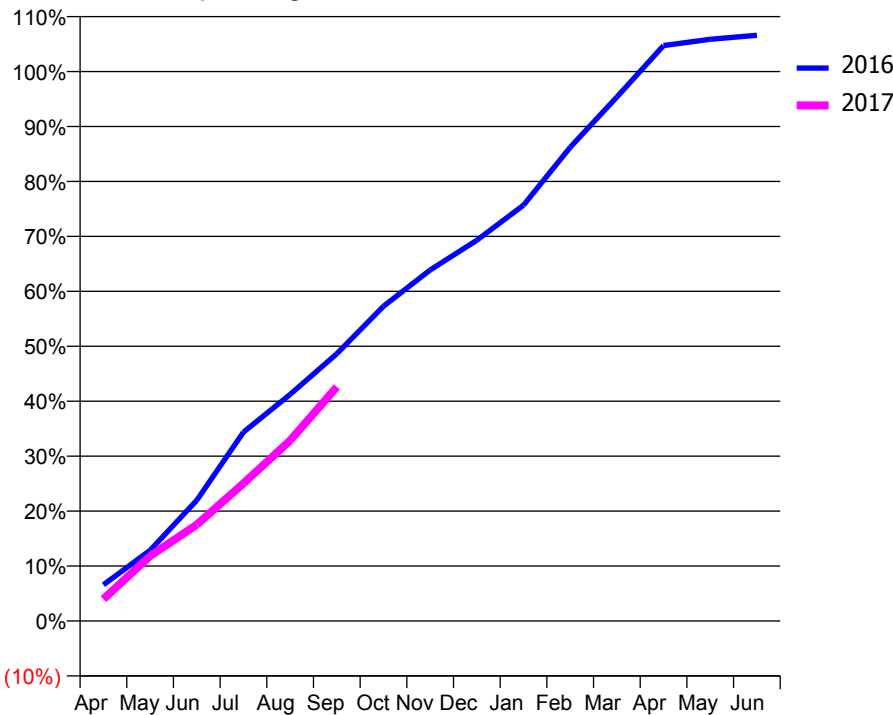
### ACCESS\*

Patients seen in 24 months	Total	Change since previous quarter
Quarter ending September 2015	2,759	
Quarter ending December 2015	2,721	↓
Quarter ending March 2016	2,856	↑
Quarter ending June 2016	2,830	→
Quarter ending September 2016	2,873	→
<b>Variance since September 2015</b>	<b>4.1%</b>	<b>↑</b>



### ACTIVITY

Cumulative percentage of contracted UDA delivered 2016 & 2017



Month	Adjusted Scheduled Activity (UDA)	
	2016	2017
April	424	251
May	830	745
June	1,416	1,104
July	2,215	1,578
August	2,659	2,068
September	3,135	2,683
October	3,692	
November	4,117	
December	4,466	
January	4,877	
February	5,556	
March	6,146	
April	6,749	
May	6,822	
June	6,870	

### QUALITY

	Quantity	Base Number	Contract	AT	Region	England
% of FP17s for the same patient ID Re-attending within 3 months - Children	48	768	6.3%	11.9%	11.8%	12.4%
% of FP17s for the same patient ID Re-attending within 3 months - Adults	122	942	13.0%	15.8%	16.6%	16.7%
% of FP17s for the same patient ID Re-attending between 3 & 9 months - Children	372	768	48.4%	57.1%	60.2%	57.4%
% of FP17s for the same patient ID Re-attending between 3 & 9 months - Adults	320	942	34.0%	48.6%	52.0%	50.5%
% of FP17s for Band 1 Urgent Courses	154	1,337	11.5%	9.6%	9.4%	9.1%
% of FP17s Relating to Free Repair or Replacements	8	1,337	0.6%	0.7%	0.7%	0.8%
% of FP17s Relating to Continuations	4	1,337	0.3%	0.9%	1.2%	1.3%
% of Patients satisfied with the dentistry they have received	4	4	N/A	93.3%	93.6%	93.2%
% of Patients satisfied with the time they had to wait for an appointment	4	4	N/A	89.2%	89.1%	89.0%

\* This is based on patients treated on this contract for their most recent course of treatment. Figures in italics indicate the base number of FP17s or Patient Questionnaire responses are less than 100. N/A is shown where the base number of responses is less than 10 during the period. % is calculated as Quantity/Base number\*100

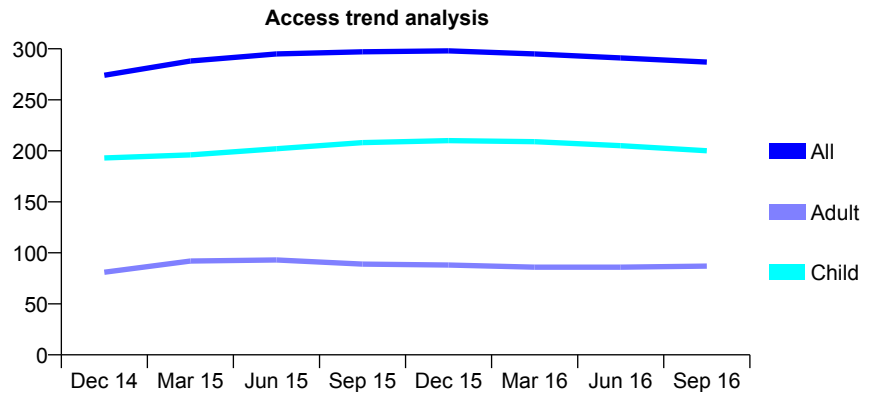
## Q69 - Vital Signs At a Glance Contract Report for 911658/0001 - September 2016

Name or company name	KH Lee Dental Praticce
Contract type name	GDS Contract
Purpose of contract	General
Contract start date	01/04/2006
Contract end date	

16/17 Contracted general activity (UDA)	520
Carry forward general activity (UDA)	-10
16/17 Contracted orthodontic activity (UOA)	0
Carry forward orthodontic activity (UOA)	0
Baseline contract value	£11,945.68

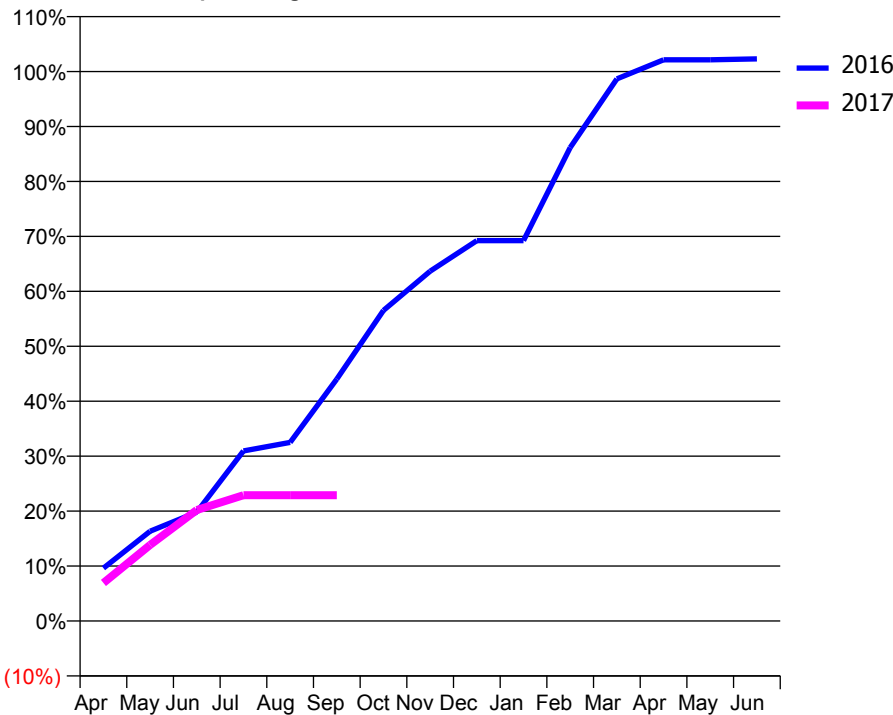
### ACCESS\*

Patients seen in 24 months	Total	Change since previous quarter
Quarter ending September 2015	297	
Quarter ending December 2015	298	→
Quarter ending March 2016	295	↓
Quarter ending June 2016	291	↓
Quarter ending September 2016	287	↓
<b>Variance since September 2015</b>	<b>(3.4%)</b>	<b>↓</b>



### ACTIVITY

Cumulative percentage of contracted UDA delivered 2016 & 2017



Month	Adjusted Scheduled Activity (UDA)	
	2016	2017
April	50	36
May	85	72
June	103	105
July	161	119
August	169	119
September	229	119
October	294	
November	331	
December	360	
January	360	
February	448	
March	513	
April	531	
May	531	
June	532	

### QUALITY

	Quantity	Base Number	Contract	AT	Region	England
% of FP17s for the same patient ID Re-attending within 3 months - Children	2	94	2.1%	11.9%	11.8%	12.4%
% of FP17s for the same patient ID Re-attending within 3 months - Adults	0	6	0.0%	15.8%	16.6%	16.7%
% of FP17s for the same patient ID Re-attending between 3 & 9 months - Children	52	94	55.3%	57.1%	60.2%	57.4%
% of FP17s for the same patient ID Re-attending between 3 & 9 months - Adults	2	6	33.3%	48.6%	52.0%	50.5%
% of FP17s for Band 1 Urgent Courses	0	85	0.0%	9.6%	9.4%	9.1%
% of FP17s Relating to Free Repair or Replacements	0	85	0.0%	0.7%	0.7%	0.8%
% of FP17s Relating to Continuations	0	85	0.0%	0.9%	1.2%	1.3%
% of Patients satisfied with the dentistry they have received	0	0	N/A	93.3%	93.6%	93.2%
% of Patients satisfied with the time they had to wait for an appointment	0	0	N/A	89.2%	89.1%	89.0%

\* This is based on patients treated on this contract for their most recent course of treatment. Figures in italics indicate the base number of FP17s or Patient Questionnaire responses are less than 100. N/A is shown where the base number of responses is less than 10 during the period. % is calculated as Quantity/Base number\*100

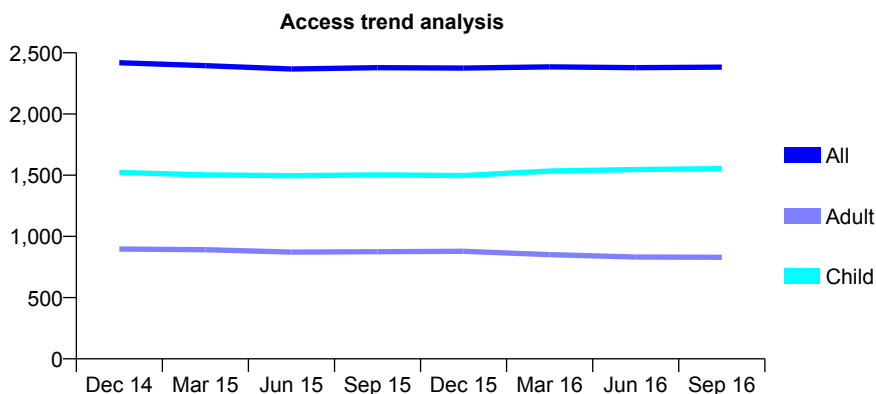
## Q69 - Vital Signs At a Glance Contract Report for 912344/0001 - September 2016

Name or company name	MISS LE DAVIES
Contract type name	GDS Contract
Purpose of contract	General
Contract start date	01/04/2006
Contract end date	

16/17 Contracted general activity (UDA)	5,439
Carry forward general activity (UDA)	189
16/17 Contracted orthodontic activity (UOA)	0
Carry forward orthodontic activity (UOA)	0
Baseline contract value	£112,234.08

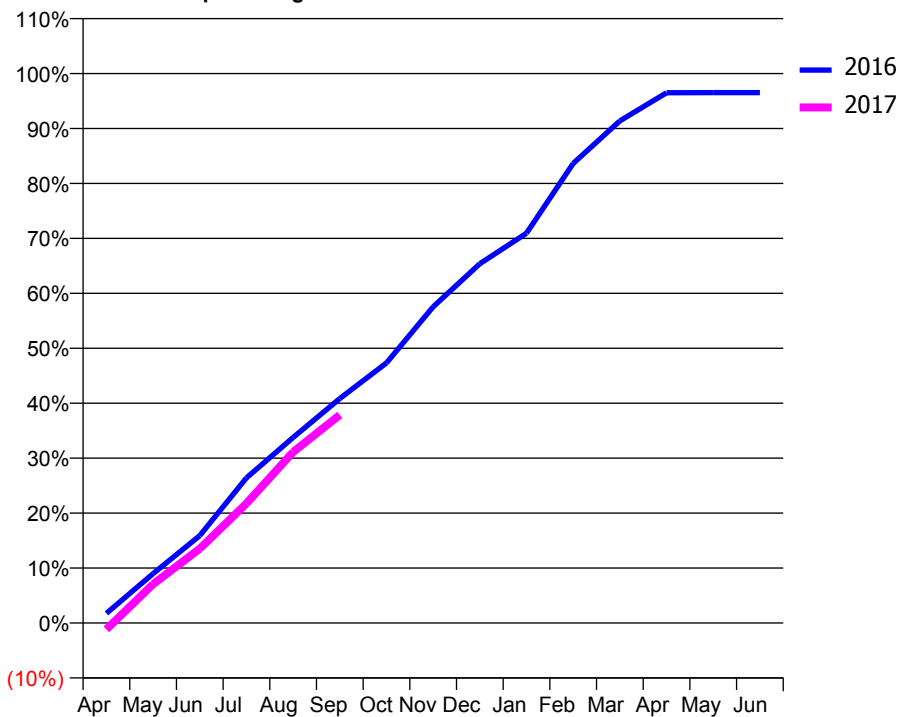
### ACCESS\*

Patients seen in 24 months	Total	Change since previous quarter
Quarter ending September 2015	2,378	
Quarter ending December 2015	2,375	→
Quarter ending March 2016	2,385	→
Quarter ending June 2016	2,378	→
Quarter ending September 2016	2,383	→
<b>Variance since September 2015</b>	<b>0.2%</b>	<b>→</b>



### ACTIVITY

Cumulative percentage of contracted UDA delivered 2016 & 2017



Month	Adjusted Scheduled Activity (UDA)	
	2016	2017
April	96	-64
May	489	384
June	865	736
July	1,436	1,184
August	1,837	1,693
September	2,221	2,060
October	2,574	
November	3,130	
December	3,557	
January	3,859	
February	4,550	
March	4,971	
April	5,248	
May	5,250	
June	5,250	

### QUALITY

	Quantity	Base Number	Contract	AT	Region	England
% of FP17s for the same patient ID Re-attending within 3 months - Children	90	1,057	8.5%	11.9%	11.8%	12.4%
% of FP17s for the same patient ID Re-attending within 3 months - Adults	101	425	23.8%	15.8%	16.6%	16.7%
% of FP17s for the same patient ID Re-attending between 3 & 9 months - Children	401	1,057	37.9%	57.1%	60.2%	57.4%
% of FP17s for the same patient ID Re-attending between 3 & 9 months - Adults	145	425	34.1%	48.6%	52.0%	50.5%
% of FP17s for Band 1 Urgent Courses	68	1,351	5.0%	9.6%	9.4%	9.1%
% of FP17s Relating to Free Repair or Replacements	0	1,351	0.0%	0.7%	0.7%	0.8%
% of FP17s Relating to Continuations	0	1,351	0.0%	0.9%	1.2%	1.3%
% of Patients satisfied with the dentistry they have received	0	0	N/A	93.3%	93.6%	93.2%
% of Patients satisfied with the time they had to wait for an appointment	0	0	N/A	89.2%	89.1%	89.0%

\* This is based on patients treated on this contract for their most recent course of treatment. Figures in italics indicate the base number of FP17s or Patient Questionnaire responses are less than 100. N/A is shown where the base number of responses is less than 10 during the period. % is calculated as Quantity/Base number\*100

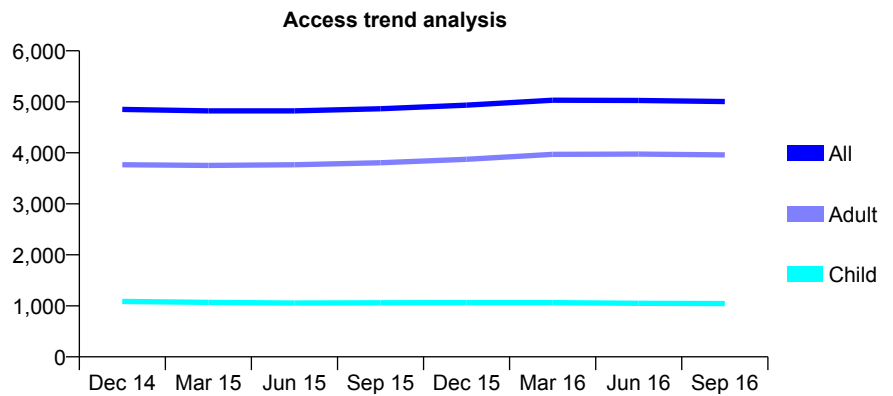
## Q69 - Vital Signs At a Glance Contract Report for 915211/0001 - September 2016

Name or company name	MISS A CHANDARIA
Contract type name	GDS Contract
Purpose of contract	General
Contract start date	01/04/2006
Contract end date	

16/17 Contracted general activity (UDA)	12,723
Carry forward general activity (UDA)	118
16/17 Contracted orthodontic activity (UOA)	0
Carry forward orthodontic activity (UOA)	0
Baseline contract value	£299,910.66

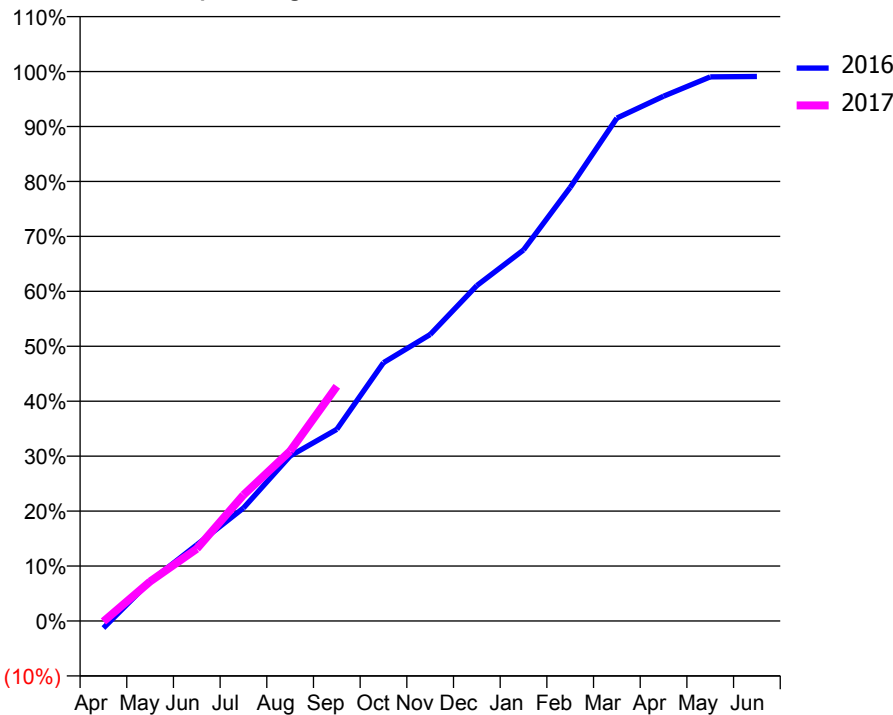
### ACCESS\*

Patients seen in 24 months	Total	Change since previous quarter
Quarter ending September 2015	4,865	
Quarter ending December 2015	4,934	→
Quarter ending March 2016	5,032	→
Quarter ending June 2016	5,026	→
Quarter ending September 2016	5,004	→
<b>Variance since September 2015</b>	<b>2.9%</b>	<b>↑</b>



### ACTIVITY

Cumulative percentage of contracted UDA delivered 2016 & 2017



Month	Adjusted Scheduled Activity (UDA)	
	2016	2017
April	-171	-14
May	955	917
June	1,833	1,672
July	2,721	2,921
August	3,971	3,936
September	4,612	5,436
October	6,218	
November	6,895	
December	8,072	
January	8,929	
February	10,432	
March	12,101	
April	12,626	
May	13,092	
June	13,104	

### QUALITY

	Quantity	Base Number	Contract	AT	Region	England
% of FP17s for the same patient ID Re-attending within 3 months - Children	37	606	6.1%	11.9%	11.8%	12.4%
% of FP17s for the same patient ID Re-attending within 3 months - Adults	272	2,515	10.8%	15.8%	16.6%	16.7%
% of FP17s for the same patient ID Re-attending between 3 & 9 months - Children	257	606	42.4%	57.1%	60.2%	57.4%
% of FP17s for the same patient ID Re-attending between 3 & 9 months - Adults	1,385	2,515	55.1%	48.6%	52.0%	50.5%
% of FP17s for Band 1 Urgent Courses	299	2,737	10.9%	9.6%	9.4%	9.1%
% of FP17s Relating to Free Repair or Replacements	4	2,737	0.1%	0.7%	0.7%	0.8%
% of FP17s Relating to Continuations	6	2,737	0.2%	0.9%	1.2%	1.3%
% of Patients satisfied with the dentistry they have received	8	8	N/A	93.3%	93.6%	93.2%
% of Patients satisfied with the time they had to wait for an appointment	8	8	N/A	89.2%	89.1%	89.0%

\* This is based on patients treated on this contract for their most recent course of treatment. Figures in italics indicate the base number of FP17s or Patient Questionnaire responses are less than 100. N/A is shown where the base number of responses is less than 10 during the period. % is calculated as Quantity/Base number\*100



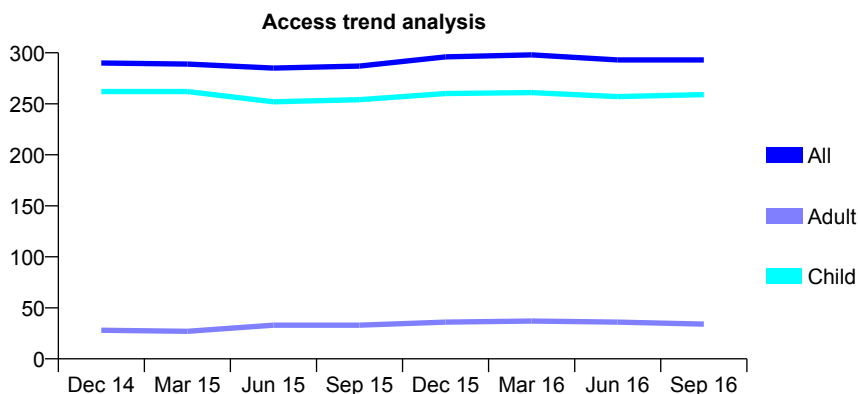
## Q69 - Vital Signs At a Glance Contract Report for 915564/0001 - September 2016

Name or company name	MR JM PATEL
Contract type name	GDS Contract
Purpose of contract	General
Contract start date	01/04/2006
Contract end date	

16/17 Contracted general activity (UDA)	580
Carry forward general activity (UDA)	0
16/17 Contracted orthodontic activity (UOA)	0
Carry forward orthodontic activity (UOA)	0
Baseline contract value	£11,097.26

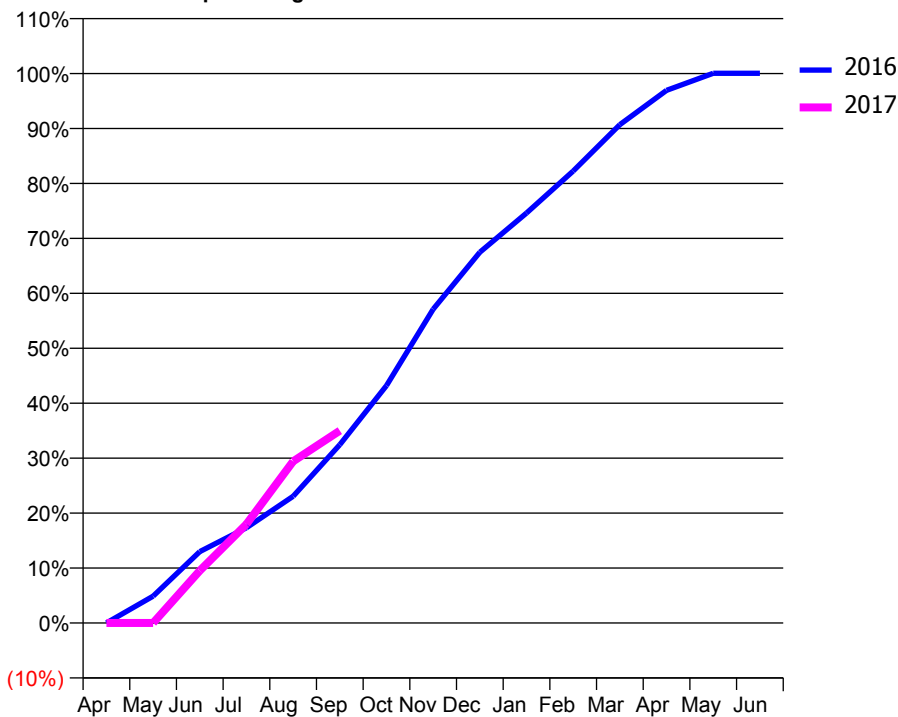
### ACCESS\*

Patients seen in 24 months	Total	Change since previous quarter
Quarter ending September 2015	287	
Quarter ending December 2015	296	↑
Quarter ending March 2016	298	→
Quarter ending June 2016	293	↓
Quarter ending September 2016	293	→
<b>Variance since September 2015</b>	<b>2.1%</b>	<b>↑</b>



### ACTIVITY

Cumulative percentage of contracted UDA delivered 2016 & 2017



Month	Adjusted Scheduled Activity (UDA)	
	2016	2017
April	0	0
May	28	0
June	75	55
July	101	104
August	134	171
September	188	203
October	251	
November	331	
December	391	
January	433	
February	477	
March	526	
April	562	
May	580	
June	580	

### QUALITY

	Quantity	Base Number	Contract	AT	Region	England
% of FP17s for the same patient ID Re-attending within 3 months - Children	9	214	4.2%	11.9%	11.8%	12.4%
% of FP17s for the same patient ID Re-attending within 3 months - Adults	0	0	N/A	15.8%	16.6%	16.7%
% of FP17s for the same patient ID Re-attending between 3 & 9 months - Children	167	214	78.0%	57.1%	60.2%	57.4%
% of FP17s for the same patient ID Re-attending between 3 & 9 months - Adults	0	0	N/A	48.6%	52.0%	50.5%
% of FP17s for Band 1 Urgent Courses	5	164	3.0%	9.6%	9.4%	9.1%
% of FP17s Relating to Free Repair or Replacements	0	164	0.0%	0.7%	0.7%	0.8%
% of FP17s Relating to Continuations	0	164	0.0%	0.9%	1.2%	1.3%
% of Patients satisfied with the dentistry they have received	0	0	N/A	93.3%	93.6%	93.2%
% of Patients satisfied with the time they had to wait for an appointment	0	0	N/A	89.2%	89.1%	89.0%

\* This is based on patients treated on this contract for their most recent course of treatment. Figures in italics indicate the base number of FP17s or Patient Questionnaire responses are less than 100. N/A is shown where the base number of responses is less than 10 during the period. % is calculated as Quantity/Base number\*100

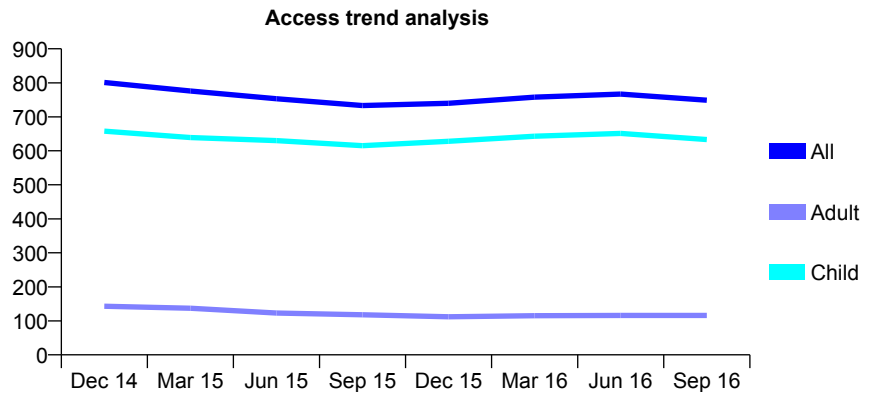
## Q69 - Vital Signs At a Glance Contract Report for 916439/0001 - September 2016

Name or company name	MR A SYED
Contract type name	GDS Contract
Purpose of contract	General
Contract start date	01/04/2006
Contract end date	

16/17 Contracted general activity (UDA)	963
Carry forward general activity (UDA)	0
16/17 Contracted orthodontic activity (UOA)	0
Carry forward orthodontic activity (UOA)	0
Baseline contract value	£21,681.61

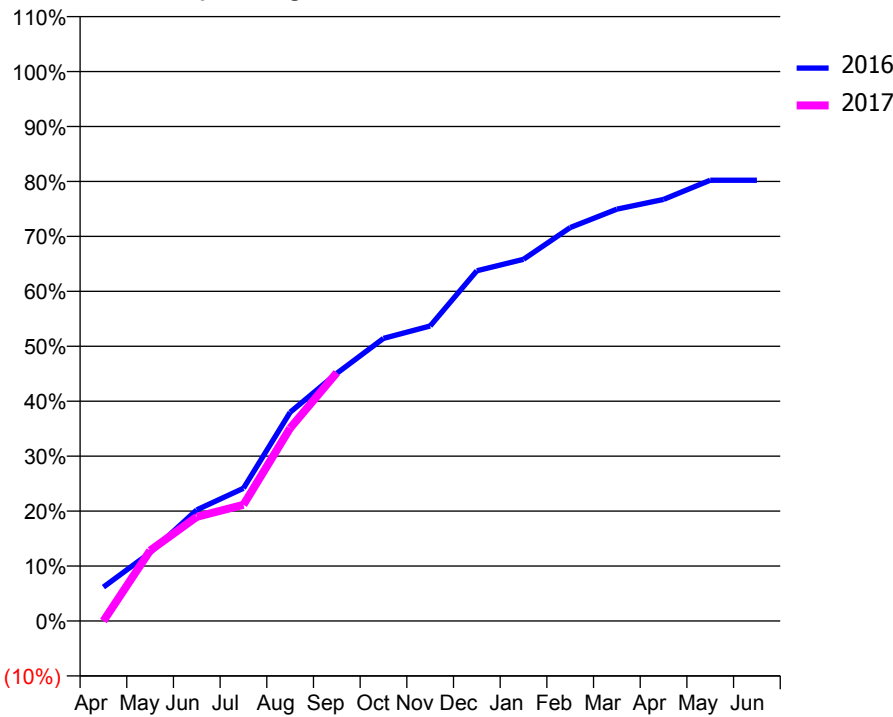
### ACCESS\*

Patients seen in 24 months	Total	Change since previous quarter
Quarter ending September 2015	733	
Quarter ending December 2015	740	→
Quarter ending March 2016	758	↑
Quarter ending June 2016	767	→
Quarter ending September 2016	749	↓
<b>Variance since September 2015</b>	<b>2.2%</b>	<b>↑</b>



### ACTIVITY

Cumulative percentage of contracted UDA delivered 2016 & 2017



Month	Adjusted Scheduled Activity (UDA)	
	2016	2017
April	74	0
May	149	123
June	243	183
July	290	204
August	456	338
September	541	435
October	617	
November	644	
December	765	
January	790	
February	859	
March	899	
April	921	
May	963	
June	963	

### QUALITY

	Quantity	Base Number	Contract	AT	Region	England
% of FP17s for the same patient ID Re-attending within 3 months - Children	11	404	2.7%	11.9%	11.8%	12.4%
% of FP17s for the same patient ID Re-attending within 3 months - Adults	1	18	5.6%	15.8%	16.6%	16.7%
% of FP17s for the same patient ID Re-attending between 3 & 9 months - Children	180	404	44.6%	57.1%	60.2%	57.4%
% of FP17s for the same patient ID Re-attending between 3 & 9 months - Adults	5	18	27.8%	48.6%	52.0%	50.5%
% of FP17s for Band 1 Urgent Courses	6	362	1.7%	9.6%	9.4%	9.1%
% of FP17s Relating to Free Repair or Replacements	0	362	0.0%	0.7%	0.7%	0.8%
% of FP17s Relating to Continuations	0	362	0.0%	0.9%	1.2%	1.3%
% of Patients satisfied with the dentistry they have received	0	0	N/A	93.3%	93.6%	93.2%
% of Patients satisfied with the time they had to wait for an appointment	0	0	N/A	89.2%	89.1%	89.0%

\* This is based on patients treated on this contract for their most recent course of treatment. Figures in italics indicate the base number of FP17s or Patient Questionnaire responses are less than 100. N/A is shown where the base number of responses is less than 10 during the period. % is calculated as Quantity/Base number\*100

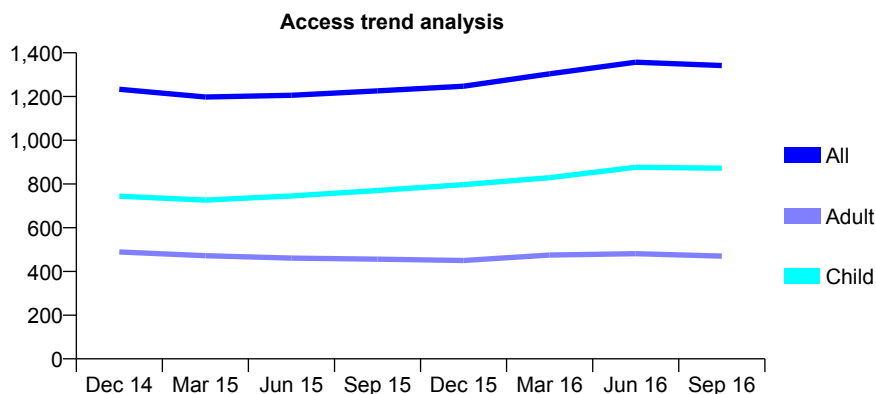
## Q69 - Vital Signs At a Glance Contract Report for 917044/0001 - September 2016

Name or company name	MISS M KHANNA
Contract type name	GDS Contract
Purpose of contract	General
Contract start date	01/04/2006
Contract end date	

16/17 Contracted general activity (UDA)	3,000
Carry forward general activity (UDA)	-27
16/17 Contracted orthodontic activity (UOA)	0
Carry forward orthodontic activity (UOA)	0
Baseline contract value	£62,915.32

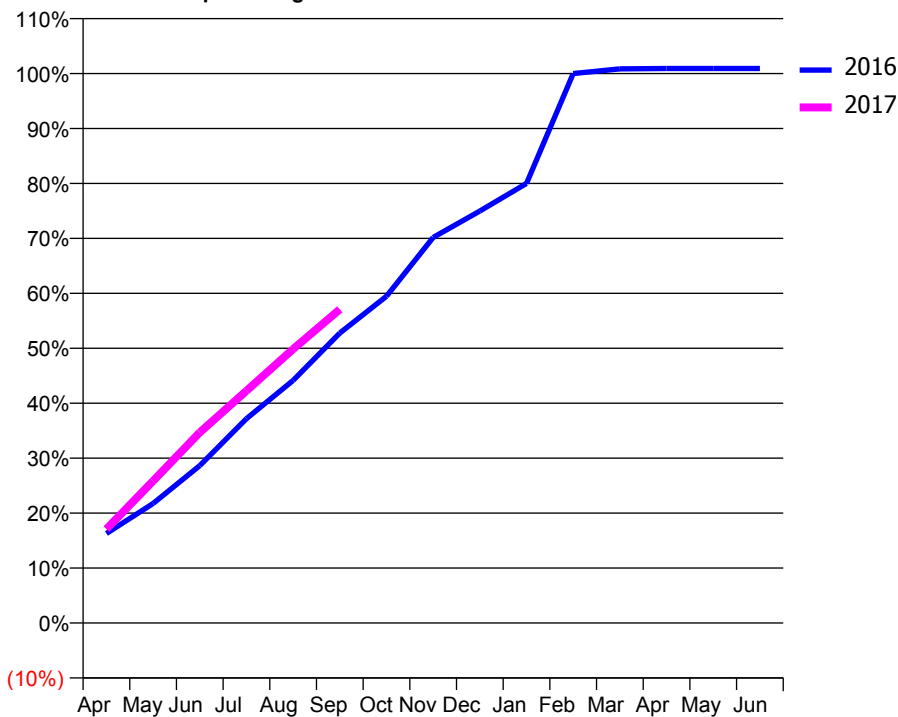
### ACCESS\*

Patients seen in 24 months	Total	Change since previous quarter
Quarter ending September 2015	1,226	
Quarter ending December 2015	1,247	→
Quarter ending March 2016	1,304	↑
Quarter ending June 2016	1,357	↑
Quarter ending September 2016	1,342	↓
<b>Variance since September 2015</b>	<b>9.5%</b>	<b>↑</b>



### ACTIVITY

Cumulative percentage of contracted UDA delivered 2016 & 2017



Adjusted Scheduled Activity (UDA)

Month	2016	2017
April	489	513
May	653	776
June	859	1,041
July	1,115	1,268
August	1,325	1,496
September	1,583	1,713
October	1,784	
November	2,105	
December	2,249	
January	2,400	
February	2,999	
March	3,025	
April	3,027	
May	3,027	
June	3,027	

### QUALITY

	Quantity	Base Number	Contract	AT	Region	England
% of FP17s for the same patient ID Re-attending within 3 months - Children	37	649	5.7%	11.9%	11.8%	12.4%
% of FP17s for the same patient ID Re-attending within 3 months - Adults	23	236	9.7%	15.8%	16.6%	16.7%
% of FP17s for the same patient ID Re-attending between 3 & 9 months - Children	299	649	46.1%	57.1%	60.2%	57.4%
% of FP17s for the same patient ID Re-attending between 3 & 9 months - Adults	78	236	33.1%	48.6%	52.0%	50.5%
% of FP17s for Band 1 Urgent Courses	29	885	3.3%	9.6%	9.4%	9.1%
% of FP17s Relating to Free Repair or Replacements	2	885	0.2%	0.7%	0.7%	0.8%
% of FP17s Relating to Continuations	15	885	1.7%	0.9%	1.2%	1.3%
% of Patients satisfied with the dentistry they have received	2	2	N/A	93.3%	93.6%	93.2%
% of Patients satisfied with the time they had to wait for an appointment	2	2	N/A	89.2%	89.1%	89.0%

\* This is based on patients treated on this contract for their most recent course of treatment. Figures in italics indicate the base number of FP17s or Patient Questionnaire responses are less than 100. N/A is shown where the base number of responses is less than 10 during the period. % is calculated as Quantity/Base number\*100

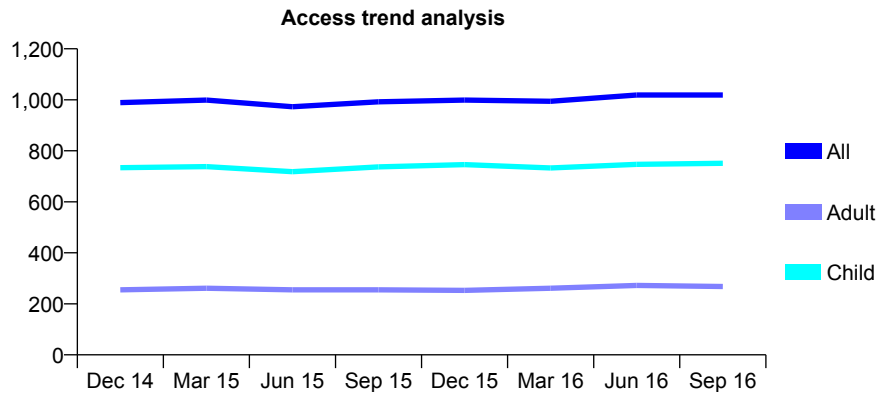
## Q69 - Vital Signs At a Glance Contract Report for 919306/0001 - September 2016

Name or company name	MR DJ VAN DER SPUY
Contract type name	GDS Contract
Purpose of contract	General
Contract start date	01/04/2006
Contract end date	

16/17 Contracted general activity (UDA)	3,200
Carry forward general activity (UDA)	0
16/17 Contracted orthodontic activity (UOA)	0
Carry forward orthodontic activity (UOA)	0
Baseline contract value	£73,529.58

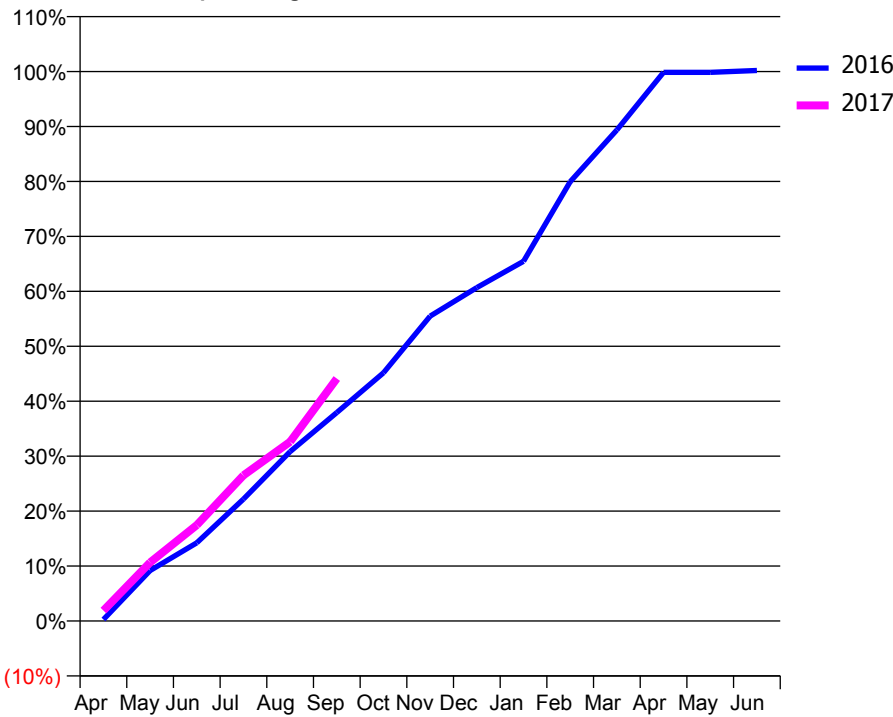
### ACCESS\*

Patients seen in 24 months	Total	Change since previous quarter
Quarter ending September 2015	992	
Quarter ending December 2015	999	→
Quarter ending March 2016	994	→
Quarter ending June 2016	1,019	↑
Quarter ending September 2016	1,019	→
<b>Variance since September 2015</b>	<b>2.7%</b>	<b>↑</b>



### ACTIVITY

Cumulative percentage of contracted UDA delivered 2016 & 2017



Month	Adjusted Scheduled Activity (UDA)	
	2016	2017
April	9	61
May	294	342
June	456	559
July	710	848
August	987	1,044
September	1,214	1,412
October	1,445	
November	1,776	
December	1,941	
January	2,094	
February	2,559	
March	2,859	
April	3,195	
May	3,195	
June	3,206	

### QUALITY

	Quantity	Base Number	Contract	AT	Region	England
% of FP17s for the same patient ID Re-attending within 3 months - Children	82	718	11.4%	11.9%	11.8%	12.4%
% of FP17s for the same patient ID Re-attending within 3 months - Adults	48	195	24.6%	15.8%	16.6%	16.7%
% of FP17s for the same patient ID Re-attending between 3 & 9 months - Children	495	718	68.9%	57.1%	60.2%	57.4%
% of FP17s for the same patient ID Re-attending between 3 & 9 months - Adults	116	195	59.5%	48.6%	52.0%	50.5%
% of FP17s for Band 1 Urgent Courses	37	750	4.9%	9.6%	9.4%	9.1%
% of FP17s Relating to Free Repair or Replacements	0	750	0.0%	0.7%	0.7%	0.8%
% of FP17s Relating to Continuations	4	750	0.5%	0.9%	1.2%	1.3%
% of Patients satisfied with the dentistry they have received	0	0	N/A	93.3%	93.6%	93.2%
% of Patients satisfied with the time they had to wait for an appointment	0	0	N/A	89.2%	89.1%	89.0%

\* This is based on patients treated on this contract for their most recent course of treatment. Figures in italics indicate the base number of FP17s or Patient Questionnaire responses are less than 100. N/A is shown where the base number of responses is less than 10 during the period. % is calculated as Quantity/Base number\*100

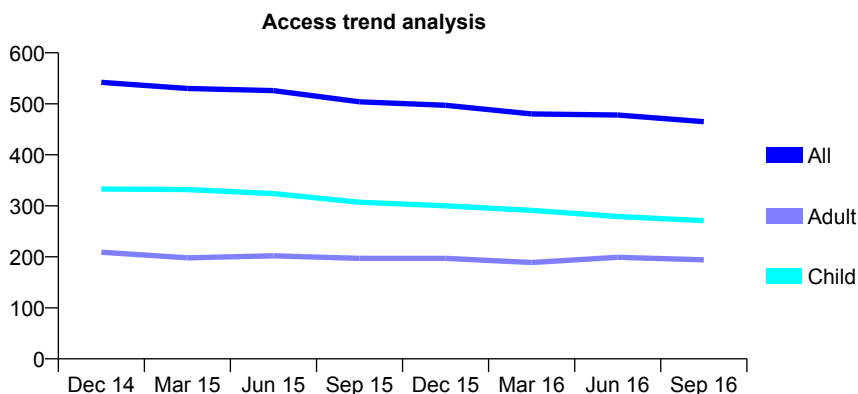
## Q69 - Vital Signs At a Glance Contract Report for 920525/0001 - September 2016

Name or company name	MR T MOEHL
Contract type name	GDS Contract
Purpose of contract	General
Contract start date	01/04/2006
Contract end date	

16/17 Contracted general activity (UDA)	1,635
Carry forward general activity (UDA)	0
16/17 Contracted orthodontic activity (UOA)	0
Carry forward orthodontic activity (UOA)	0
Baseline contract value	£39,050.92

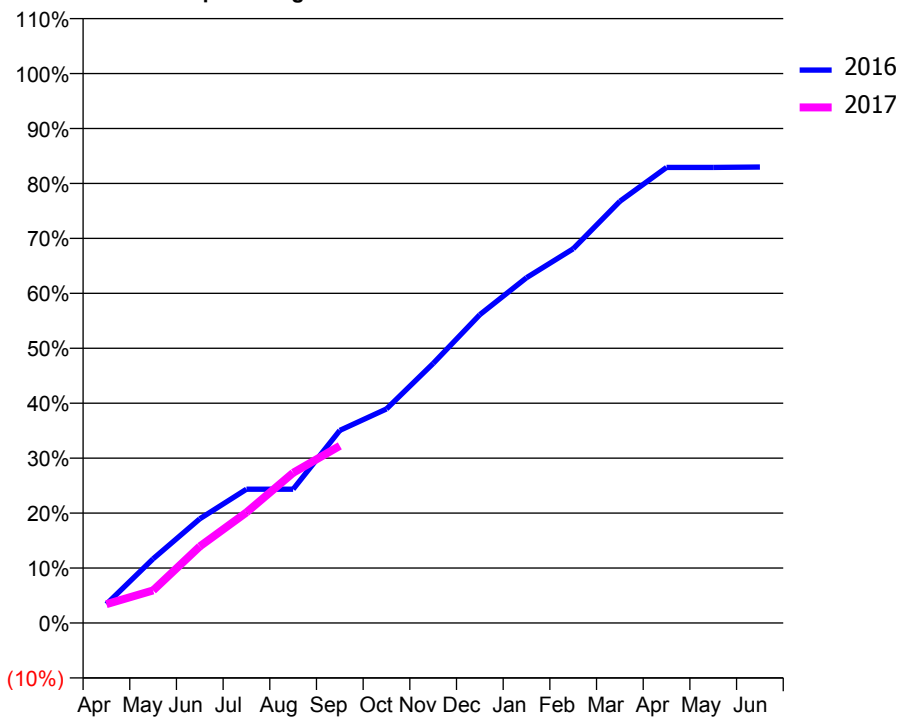
### ACCESS\*

Patients seen in 24 months	Total	Change since previous quarter
Quarter ending September 2015	504	
Quarter ending December 2015	497	↓
Quarter ending March 2016	480	↓
Quarter ending June 2016	478	→
Quarter ending September 2016	465	↓
<b>Variance since September 2015</b>	<b>(7.7%)</b>	<b>↓</b>



### ACTIVITY

Cumulative percentage of contracted UDA delivered 2016 & 2017



Adjusted Scheduled Activity (UDA)		
Month	2016	2017
April	56	56
May	191	97
June	310	228
July	398	329
August	398	447
September	573	527
October	637	
November	772	
December	917	
January	1,028	
February	1,114	
March	1,255	
April	1,356	
May	1,356	
June	1,357	

### QUALITY

	Quantity	Base Number	Contract	AT	Region	England
% of FP17s for the same patient ID Re-attending within 3 months - Children	12	192	6.3%	11.9%	11.8%	12.4%
% of FP17s for the same patient ID Re-attending within 3 months - Adults	26	119	21.8%	15.8%	16.6%	16.7%
% of FP17s for the same patient ID Re-attending between 3 & 9 months - Children	77	192	40.1%	57.1%	60.2%	57.4%
% of FP17s for the same patient ID Re-attending between 3 & 9 months - Adults	55	119	46.2%	48.6%	52.0%	50.5%
% of FP17s for Band 1 Urgent Courses	1	222	0.5%	9.6%	9.4%	9.1%
% of FP17s Relating to Free Repair or Replacements	0	222	0.0%	0.7%	0.7%	0.8%
% of FP17s Relating to Continuations	7	222	3.2%	0.9%	1.2%	1.3%
% of Patients satisfied with the dentistry they have received	0	0	N/A	93.3%	93.6%	93.2%
% of Patients satisfied with the time they had to wait for an appointment	0	0	N/A	89.2%	89.1%	89.0%

\* This is based on patients treated on this contract for their most recent course of treatment. Figures in italics indicate the base number of FP17s or Patient Questionnaire responses are less than 100. N/A is shown where the base number of responses is less than 10 during the period. % is calculated as Quantity/Base number\*100

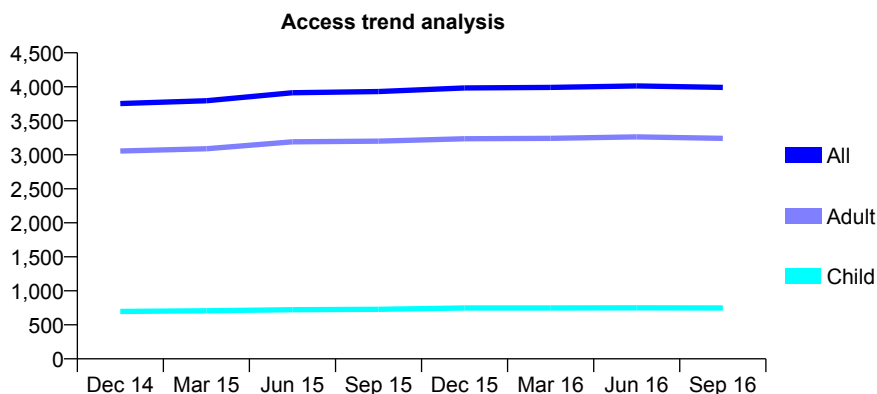
## Q69 - Vital Signs At a Glance Contract Report for 920592/0001 - September 2016

Name or company name	MR AJ CROSBIE
Contract type name	GDS Contract
Purpose of contract	General
Contract start date	01/02/2009
Contract end date	

16/17 Contracted general activity (UDA)	10,001
Carry forward general activity (UDA)	0
16/17 Contracted orthodontic activity (UOA)	0
Carry forward orthodontic activity (UOA)	0
Baseline contract value	£233,208.48

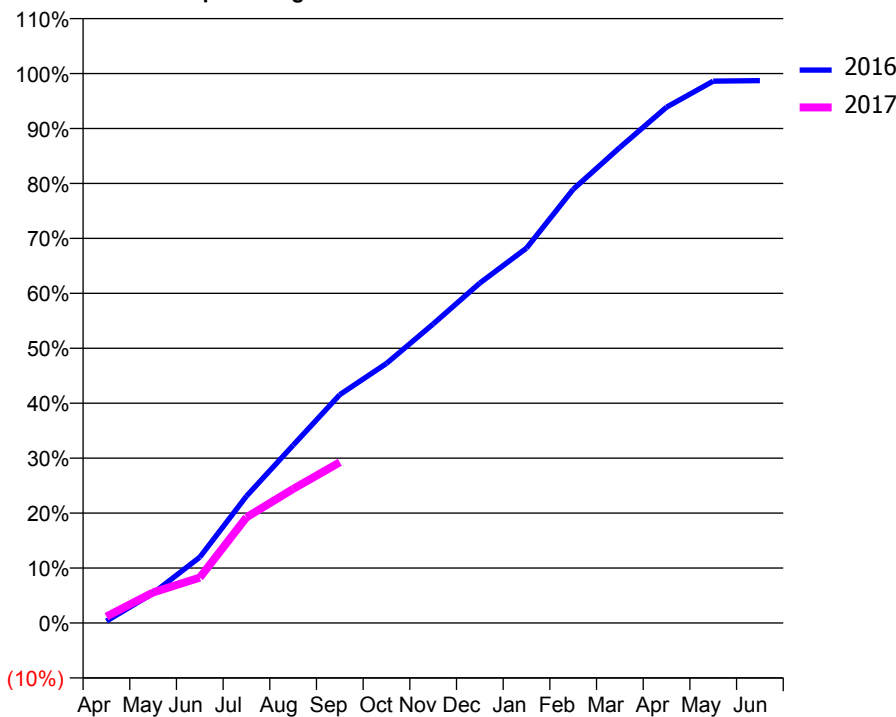
### ACCESS\*

Patients seen in 24 months	Total	Change since previous quarter
Quarter ending September 2015	3,930	
Quarter ending December 2015	3,984	→
Quarter ending March 2016	3,991	→
Quarter ending June 2016	4,013	→
Quarter ending September 2016	3,991	→
<b>Variance since September 2015</b>	<b>1.6%</b>	<b>→</b>



### ACTIVITY

Cumulative percentage of contracted UDA delivered 2016 & 2017



Month	Adjusted Scheduled Activity (UDA)	
	2016	2017
April	35	118
May	543	557
June	1,197	825
July	2,310	1,923
August	3,236	2,439
September	4,157	2,927
October	4,723	
November	5,442	
December	6,187	
January	6,823	
February	7,894	
March	8,657	
April	9,387	
May	9,862	
June	9,872	

### QUALITY

	Quantity	Base Number	Contract	AT	Region	England
% of FP17s for the same patient ID Re-attending within 3 months - Children	21	434	4.8%	11.9%	11.8%	12.4%
% of FP17s for the same patient ID Re-attending within 3 months - Adults	266	1,925	13.8%	15.8%	16.6%	16.7%
% of FP17s for the same patient ID Re-attending between 3 & 9 months - Children	223	434	51.4%	57.1%	60.2%	57.4%
% of FP17s for the same patient ID Re-attending between 3 & 9 months - Adults	1,008	1,925	52.4%	48.6%	52.0%	50.5%
% of FP17s for Band 1 Urgent Courses	119	1,687	7.1%	9.6%	9.4%	9.1%
% of FP17s Relating to Free Repair or Replacements	31	1,687	1.8%	0.7%	0.7%	0.8%
% of FP17s Relating to Continuations	4	1,687	0.2%	0.9%	1.2%	1.3%
% of Patients satisfied with the dentistry they have received	3	4	N/A	93.3%	93.6%	93.2%
% of Patients satisfied with the time they had to wait for an appointment	3	4	N/A	89.2%	89.1%	89.0%

\* This is based on patients treated on this contract for their most recent course of treatment. Figures in italics indicate the base number of FP17s or Patient Questionnaire responses are less than 100. N/A is shown where the base number of responses is less than 10 during the period. % is calculated as Quantity/Base number\*100

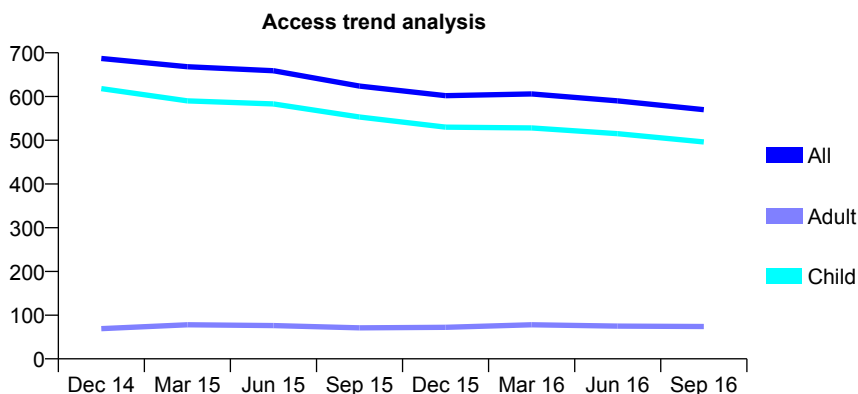
## Q69 - Vital Signs At a Glance Contract Report for 920738/0002 - September 2016

Name or company name	MR A KOTHARI
Contract type name	GDS Contract
Purpose of contract	General
Contract start date	01/04/2006
Contract end date	

16/17 Contracted general activity (UDA)	945
Carry forward general activity (UDA)	-18
16/17 Contracted orthodontic activity (UOA)	0
Carry forward orthodontic activity (UOA)	0
Baseline contract value	£22,296.16

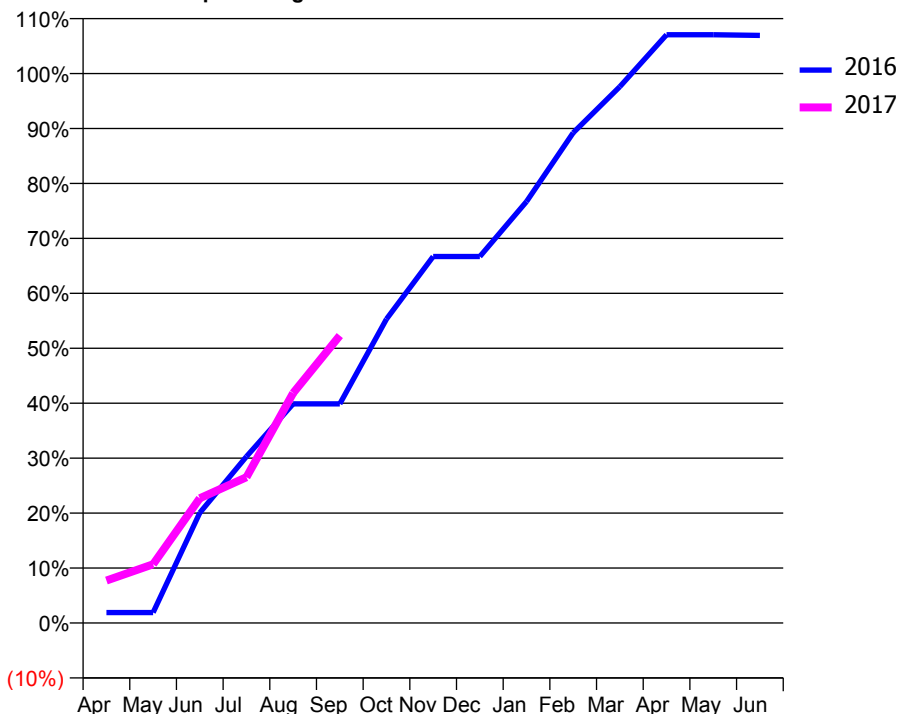
### ACCESS\*

Patients seen in 24 months	Total	Change since previous quarter
Quarter ending September 2015	624	
Quarter ending December 2015	602	↓
Quarter ending March 2016	606	→
Quarter ending June 2016	590	↓
Quarter ending September 2016	570	↓
<b>Variance since September 2015</b>	<b>(8.7%)</b>	<b>↓</b>



### ACTIVITY

Cumulative percentage of contracted UDA delivered 2016 & 2017



Adjusted Scheduled Activity (UDA)

Month	2016	2017
April	18	73
May	18	101
June	190	215
July	286	251
August	377	395
September	377	494
October	523	
November	630	
December	630	
January	725	
February	843	
March	922	
April	1,012	
May	1,012	
June	1,011	

### QUALITY

	Quantity	Base Number	Contract	AT	Region	England
% of FP17s for the same patient ID Re-attending within 3 months - Children	32	422	7.6%	11.9%	11.8%	12.4%
% of FP17s for the same patient ID Re-attending within 3 months - Adults	3	19	15.8%	15.8%	16.6%	16.7%
% of FP17s for the same patient ID Re-attending between 3 & 9 months - Children	256	422	60.7%	57.1%	60.2%	57.4%
% of FP17s for the same patient ID Re-attending between 3 & 9 months - Adults	11	19	57.9%	48.6%	52.0%	50.5%
% of FP17s for Band 1 Urgent Courses	7	369	1.9%	9.6%	9.4%	9.1%
% of FP17s Relating to Free Repair or Replacements	0	369	0.0%	0.7%	0.7%	0.8%
% of FP17s Relating to Continuations	0	369	0.0%	0.9%	1.2%	1.3%
% of Patients satisfied with the dentistry they have received	0	0	N/A	93.3%	93.6%	93.2%
% of Patients satisfied with the time they had to wait for an appointment	0	0	N/A	89.2%	89.1%	89.0%

\* This is based on patients treated on this contract for their most recent course of treatment. Figures in italics indicate the base number of FP17s or Patient Questionnaire responses are less than 100. N/A is shown where the base number of responses is less than 10 during the period. % is calculated as Quantity/Base number\*100



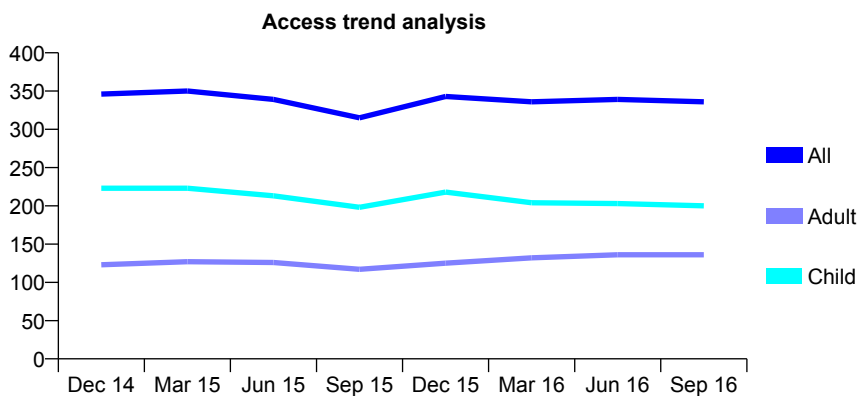
## Q69 - Vital Signs At a Glance Contract Report for 921270/0001 - September 2016

Name or company name	MR MN GOSZTONYI
Contract type name	GDS Contract
Purpose of contract	General
Contract start date	01/04/2006
Contract end date	

16/17 Contracted general activity (UDA)	591
Carry forward general activity (UDA)	0
16/17 Contracted orthodontic activity (UOA)	0
Carry forward orthodontic activity (UOA)	0
Baseline contract value	£13,129.26

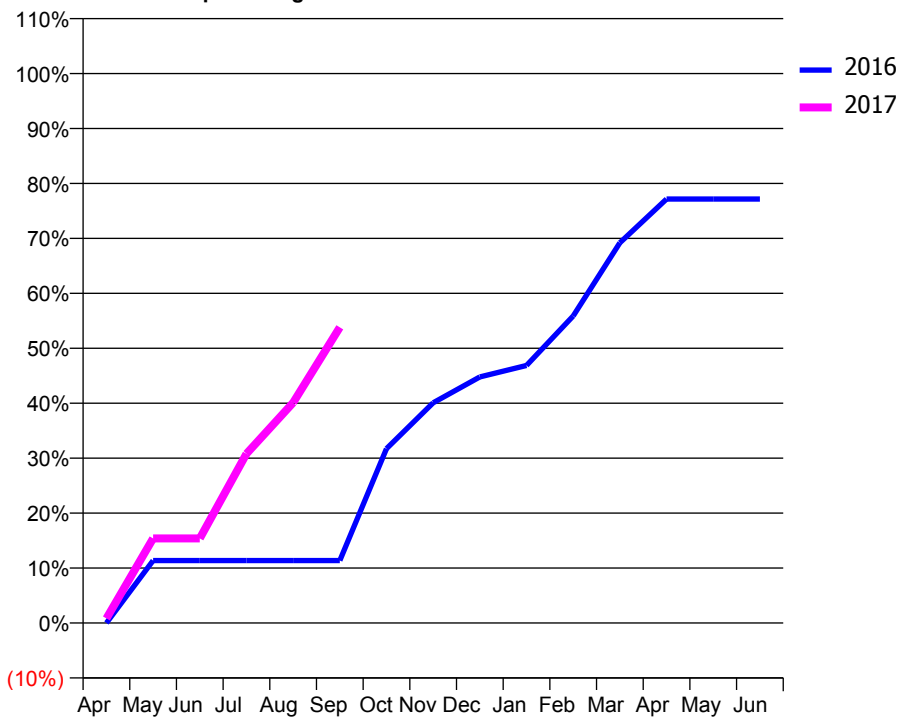
### ACCESS\*

Patients seen in 24 months	Total	Change since previous quarter
Quarter ending September 2015	315	
Quarter ending December 2015	343	↑
Quarter ending March 2016	336	↓
Quarter ending June 2016	339	→
Quarter ending September 2016	336	→
<b>Variance since September 2015</b>	<b>6.7%</b>	<b>↑</b>



### ACTIVITY

Cumulative percentage of contracted UDA delivered 2016 & 2017



Month	Adjusted Scheduled Activity (UDA)	
	2016	2017
April	0	5
May	87	91
June	87	91
July	87	182
August	87	237
September	87	318
October	243	
November	307	
December	343	
January	359	
February	428	
March	530	
April	591	
May	591	
June	591	

### QUALITY

	Quantity	Base Number	Contract	AT	Region	England
% of FP17s for the same patient ID Re-attending within 3 months - Children	6	161	3.7%	11.9%	11.8%	12.4%
% of FP17s for the same patient ID Re-attending within 3 months - Adults	8	72	11.1%	15.8%	16.6%	16.7%
% of FP17s for the same patient ID Re-attending between 3 & 9 months - Children	117	161	72.7%	57.1%	60.2%	57.4%
% of FP17s for the same patient ID Re-attending between 3 & 9 months - Adults	46	72	63.9%	48.6%	52.0%	50.5%
% of FP17s for Band 1 Urgent Courses	0	194	0.0%	9.6%	9.4%	9.1%
% of FP17s Relating to Free Repair or Replacements	0	194	0.0%	0.7%	0.7%	0.8%
% of FP17s Relating to Continuations	4	194	2.1%	0.9%	1.2%	1.3%
% of Patients satisfied with the dentistry they have received	0	0	N/A	93.3%	93.6%	93.2%
% of Patients satisfied with the time they had to wait for an appointment	0	0	N/A	89.2%	89.1%	89.0%

\* This is based on patients treated on this contract for their most recent course of treatment. Figures in italics indicate the base number of FP17s or Patient Questionnaire responses are less than 100. N/A is shown where the base number of responses is less than 10 during the period. % is calculated as Quantity/Base number\*100

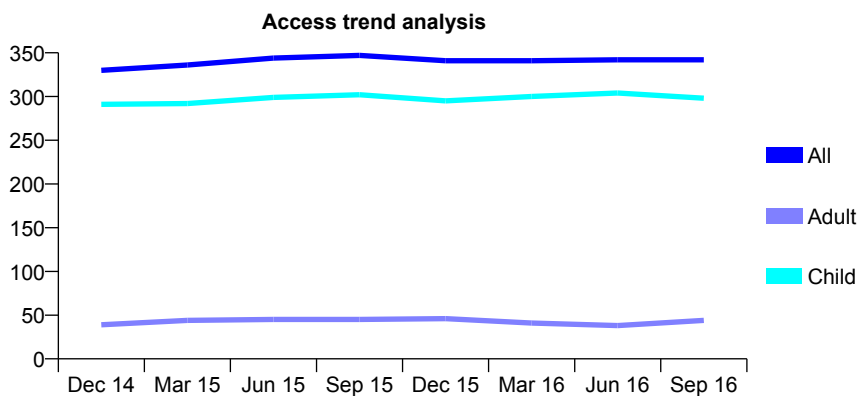
## Q69 - Vital Signs At a Glance Contract Report for 924865/0003 - September 2016

Name or company name	Owlsmoor Dental Surgery
Contract type name	GDS Contract
Purpose of contract	General
Contract start date	28/05/2013
Contract end date	

16/17 Contracted general activity (UDA)	675
Carry forward general activity (UDA)	0
16/17 Contracted orthodontic activity (UOA)	0
Carry forward orthodontic activity (UOA)	0
Baseline contract value	£17,717.26

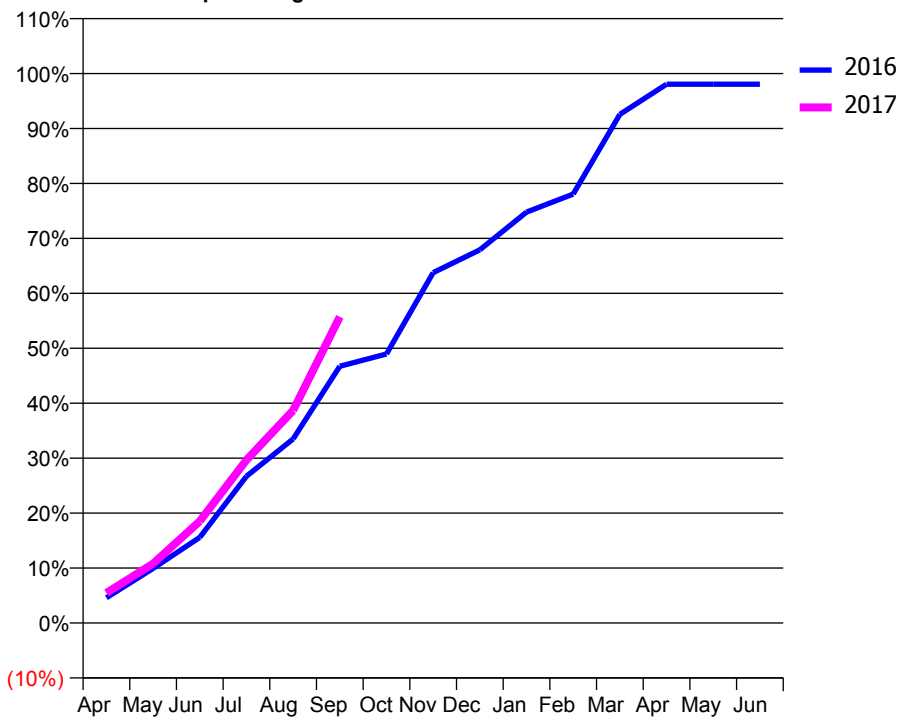
### ACCESS\*

Patients seen in 24 months	Total	Change since previous quarter
Quarter ending September 2015	347	
Quarter ending December 2015	341	↓
Quarter ending March 2016	341	→
Quarter ending June 2016	342	→
Quarter ending September 2016	342	→
<b>Variance since September 2015</b>	<b>(1.4%)</b>	<b>↓</b>



### ACTIVITY

Cumulative percentage of contracted UDA delivered 2016 & 2017



Adjusted Scheduled Activity (UDA)

Month	2016	2017
April	31	37
May	67	73
June	105	125
July	180	200
August	226	261
September	315	376
October	330	
November	430	
December	458	
January	505	
February	527	
March	625	
April	662	
May	662	
June	662	

### QUALITY

	Quantity	Base Number	Contract	AT	Region	England
% of FP17s for the same patient ID Re-attending within 3 months - Children	22	257	8.6%	11.9%	11.8%	12.4%
% of FP17s for the same patient ID Re-attending within 3 months - Adults	2	9	22.2%	15.8%	16.6%	16.7%
% of FP17s for the same patient ID Re-attending between 3 & 9 months - Children	156	257	60.7%	57.1%	60.2%	57.4%
% of FP17s for the same patient ID Re-attending between 3 & 9 months - Adults	4	9	44.4%	48.6%	52.0%	50.5%
% of FP17s for Band 1 Urgent Courses	1	236	0.4%	9.6%	9.4%	9.1%
% of FP17s Relating to Free Repair or Replacements	1	236	0.4%	0.7%	0.7%	0.8%
% of FP17s Relating to Continuations	4	236	1.7%	0.9%	1.2%	1.3%
% of Patients satisfied with the dentistry they have received	0	0	N/A	93.3%	93.6%	93.2%
% of Patients satisfied with the time they had to wait for an appointment	0	0	N/A	89.2%	89.1%	89.0%

\* This is based on patients treated on this contract for their most recent course of treatment. Figures in italics indicate the base number of FP17s or Patient Questionnaire responses are less than 100. N/A is shown where the base number of responses is less than 10 during the period. % is calculated as Quantity/Base number\*100

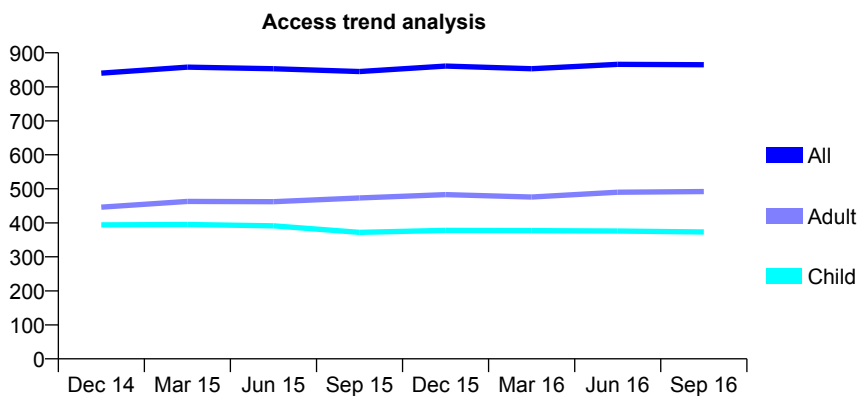
## Q69 - Vital Signs At a Glance Contract Report for 925446/0001 - September 2016

Name or company name	MR C HOTH
Contract type name	GDS Contract
Purpose of contract	General
Contract start date	01/04/2009
Contract end date	

16/17 Contracted general activity (UDA)	2,734
Carry forward general activity (UDA)	-7
16/17 Contracted orthodontic activity (UOA)	0
Carry forward orthodontic activity (UOA)	0
Baseline contract value	£64,630.21

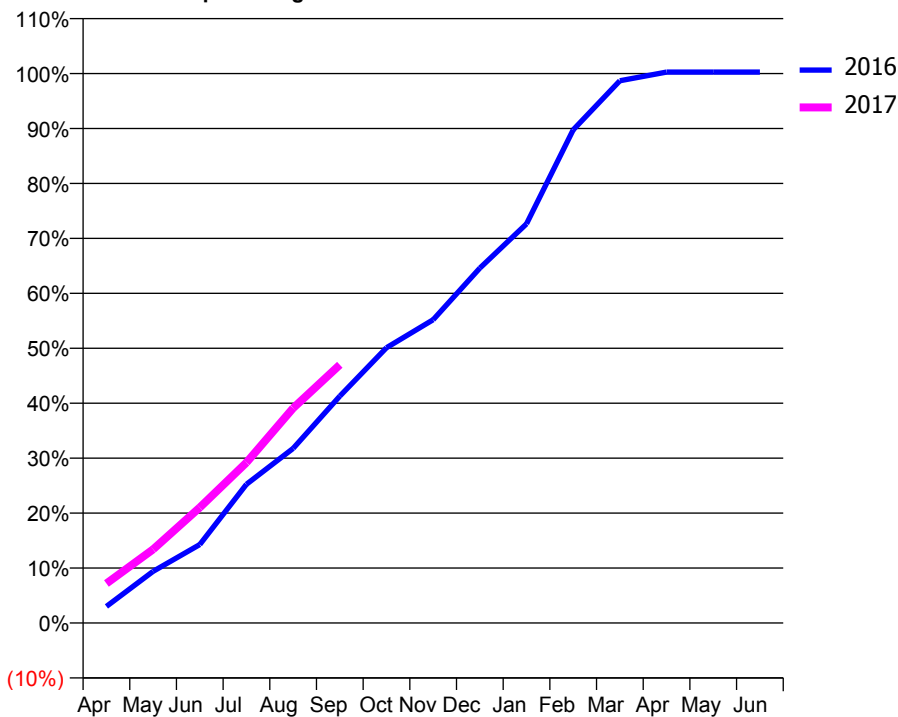
### ACCESS\*

Patients seen in 24 months	Total	Change since previous quarter
Quarter ending September 2015	845	
Quarter ending December 2015	861	→
Quarter ending March 2016	853	→
Quarter ending June 2016	866	→
Quarter ending September 2016	865	→
<b>Variance since September 2015</b>	<b>2.4%</b>	<b>↑</b>



### ACTIVITY

Cumulative percentage of contracted UDA delivered 2016 & 2017



Adjusted Scheduled Activity (UDA)

Month	2016	2017
April	82	197
May	257	367
June	390	575
July	690	798
August	869	1,069
September	1,129	1,285
October	1,370	
November	1,509	
December	1,766	
January	1,986	
February	2,454	
March	2,698	
April	2,741	
May	2,741	
June	2,741	

### QUALITY

	Quantity	Base Number	Contract	AT	Region	England
% of FP17s for the same patient ID Re-attending within 3 months - Children	24	242	9.9%	11.9%	11.8%	12.4%
% of FP17s for the same patient ID Re-attending within 3 months - Adults	34	317	10.7%	15.8%	16.6%	16.7%
% of FP17s for the same patient ID Re-attending between 3 & 9 months - Children	148	242	61.2%	57.1%	60.2%	57.4%
% of FP17s for the same patient ID Re-attending between 3 & 9 months - Adults	166	317	52.4%	48.6%	52.0%	50.5%
% of FP17s for Band 1 Urgent Courses	35	543	6.4%	9.6%	9.4%	9.1%
% of FP17s Relating to Free Repair or Replacements	0	543	0.0%	0.7%	0.7%	0.8%
% of FP17s Relating to Continuations	0	543	0.0%	0.9%	1.2%	1.3%
% of Patients satisfied with the dentistry they have received	3	3	N/A	93.3%	93.6%	93.2%
% of Patients satisfied with the time they had to wait for an appointment	3	3	N/A	89.2%	89.1%	89.0%

\* This is based on patients treated on this contract for their most recent course of treatment. Figures in italics indicate the base number of FP17s or Patient Questionnaire responses are less than 100. N/A is shown where the base number of responses is less than 10 during the period. % is calculated as Quantity/Base number\*100

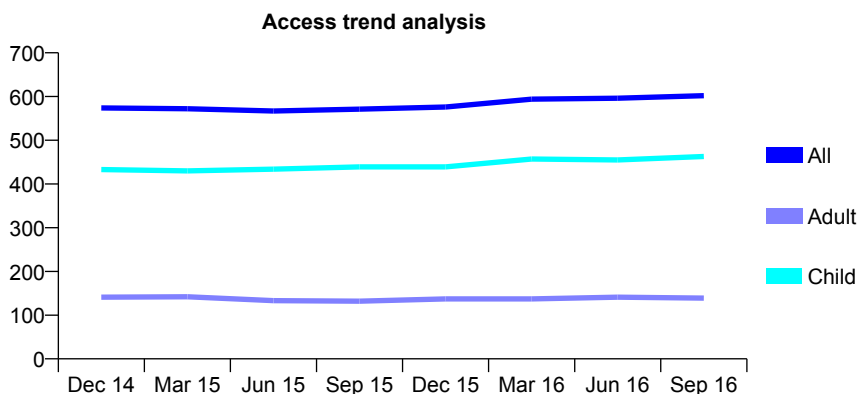
## Q69 - Vital Signs At a Glance Contract Report for 926361/0001 - September 2016

Name or company name	DR F TALHI
Contract type name	GDS Contract
Purpose of contract	General
Contract start date	01/04/2006
Contract end date	

16/17 Contracted general activity (UDA)	1,000
Carry forward general activity (UDA)	21
16/17 Contracted orthodontic activity (UOA)	0
Carry forward orthodontic activity (UOA)	0
Baseline contract value	£23,369.56

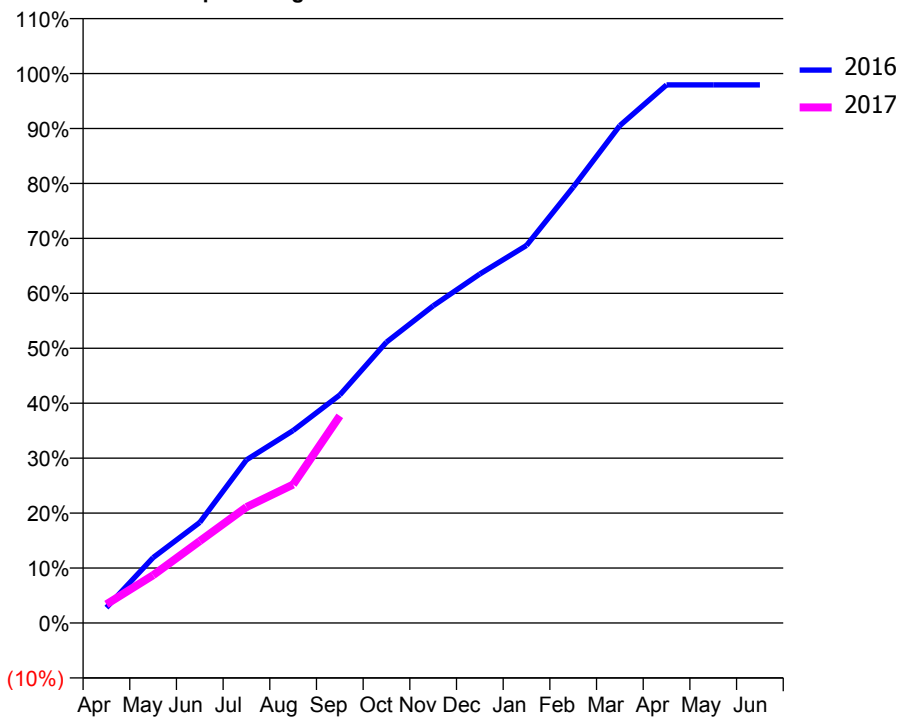
### ACCESS\*

Patients seen in 24 months	Total	Change since previous quarter
Quarter ending September 2015	571	
Quarter ending December 2015	576	→
Quarter ending March 2016	594	↑
Quarter ending June 2016	596	→
Quarter ending September 2016	602	→
<b>Variance since September 2015</b>	<b>5.4%</b>	<b>↑</b>



### ACTIVITY

Cumulative percentage of contracted UDA delivered 2016 & 2017



Month	Adjusted Scheduled Activity (UDA)	
	2016	2017
April	28	34
May	119	87
June	183	149
July	297	211
August	350	252
September	415	377
October	511	
November	577	
December	635	
January	687	
February	793	
March	905	
April	979	
May	979	
June	979	

### QUALITY

	Quantity	Base Number	Contract	AT	Region	England
% of FP17s for the same patient ID Re-attending within 3 months - Children	9	293	3.1%	11.9%	11.8%	12.4%
% of FP17s for the same patient ID Re-attending within 3 months - Adults	7	55	12.7%	15.8%	16.6%	16.7%
% of FP17s for the same patient ID Re-attending between 3 & 9 months - Children	166	293	56.7%	57.1%	60.2%	57.4%
% of FP17s for the same patient ID Re-attending between 3 & 9 months - Adults	20	55	36.4%	48.6%	52.0%	50.5%
% of FP17s for Band 1 Urgent Courses	0	308	0.0%	9.6%	9.4%	9.1%
% of FP17s Relating to Free Repair or Replacements	0	308	0.0%	0.7%	0.7%	0.8%
% of FP17s Relating to Continuations	6	308	1.9%	0.9%	1.2%	1.3%
% of Patients satisfied with the dentistry they have received	0	0	N/A	93.3%	93.6%	93.2%
% of Patients satisfied with the time they had to wait for an appointment	0	0	N/A	89.2%	89.1%	89.0%

\* This is based on patients treated on this contract for their most recent course of treatment. Figures in italics indicate the base number of FP17s or Patient Questionnaire responses are less than 100. N/A is shown where the base number of responses is less than 10 during the period. % is calculated as Quantity/Base number\*100

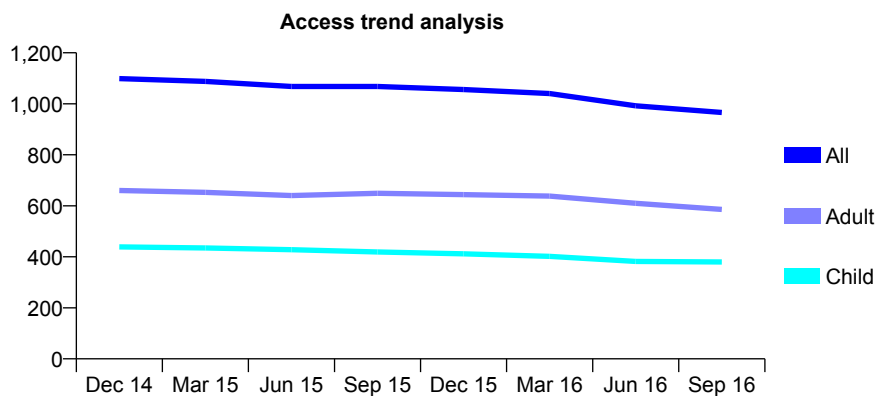
## Q69 - Vital Signs At a Glance Contract Report for 930997/0002 - September 2016

Name or company name	MR PF MITCHELL
Contract type name	GDS Contract
Purpose of contract	General
Contract start date	11/05/2012
Contract end date	

16/17 Contracted general activity (UDA)	1,914
Carry forward general activity (UDA)	-16
16/17 Contracted orthodontic activity (UOA)	0
Carry forward orthodontic activity (UOA)	0
Baseline contract value	£44,894.06

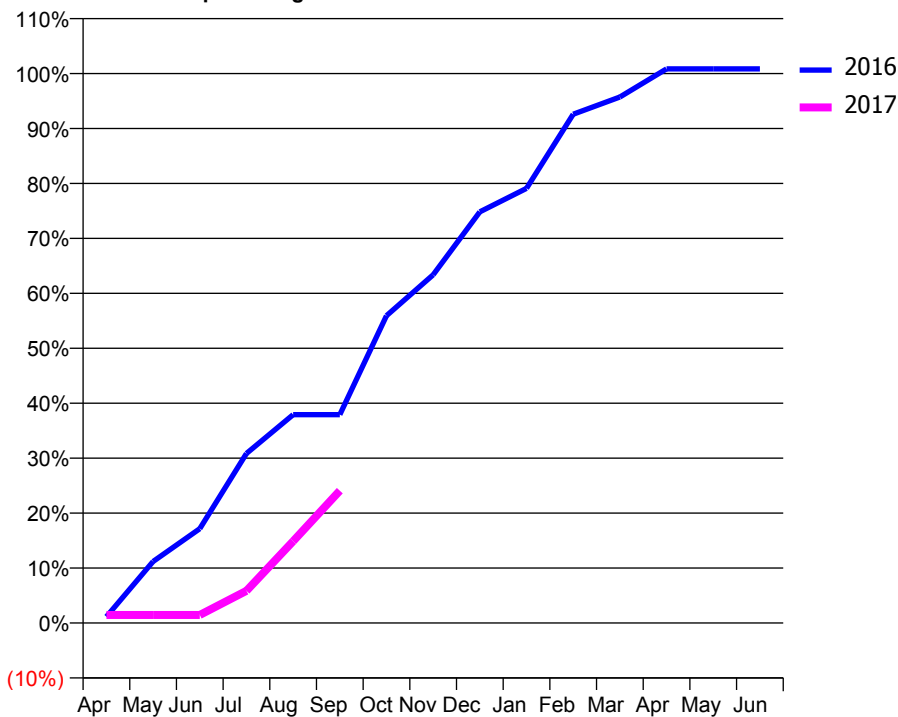
### ACCESS\*

Patients seen in 24 months	Total	Change since previous quarter
Quarter ending September 2015	1,068	
Quarter ending December 2015	1,056	↓
Quarter ending March 2016	1,040	↓
Quarter ending June 2016	992	↓
Quarter ending September 2016	966	↓
<b>Variance since September 2015</b>	<b>(9.6%)</b>	<b>↓</b>



### ACTIVITY

Cumulative percentage of contracted UDA delivered 2016 & 2017



Adjusted Scheduled Activity (UDA)

Month	2016	2017
April	22	28
May	214	28
June	329	28
July	591	112
August	726	285
September	726	461
October	1,071	
November	1,213	
December	1,432	
January	1,514	
February	1,772	
March	1,832	
April	1,930	
May	1,930	
June	1,930	

### QUALITY

	Quantity	Base Number	Contract	AT	Region	England
% of FP17s for the same patient ID Re-attending within 3 months - Children	7	140	5.0%	11.9%	11.8%	12.4%
% of FP17s for the same patient ID Re-attending within 3 months - Adults	5	163	3.1%	15.8%	16.6%	16.7%
% of FP17s for the same patient ID Re-attending between 3 & 9 months - Children	41	140	29.3%	57.1%	60.2%	57.4%
% of FP17s for the same patient ID Re-attending between 3 & 9 months - Adults	71	163	43.6%	48.6%	52.0%	50.5%
% of FP17s for Band 1 Urgent Courses	0	243	0.0%	9.6%	9.4%	9.1%
% of FP17s Relating to Free Repair or Replacements	0	243	0.0%	0.7%	0.7%	0.8%
% of FP17s Relating to Continuations	0	243	0.0%	0.9%	1.2%	1.3%
% of Patients satisfied with the dentistry they have received	1	1	N/A	93.3%	93.6%	93.2%
% of Patients satisfied with the time they had to wait for an appointment	1	1	N/A	89.2%	89.1%	89.0%

\* This is based on patients treated on this contract for their most recent course of treatment. Figures in italics indicate the base number of FP17s or Patient Questionnaire responses are less than 100. N/A is shown where the base number of responses is less than 10 during the period. % is calculated as Quantity/Base number\*100

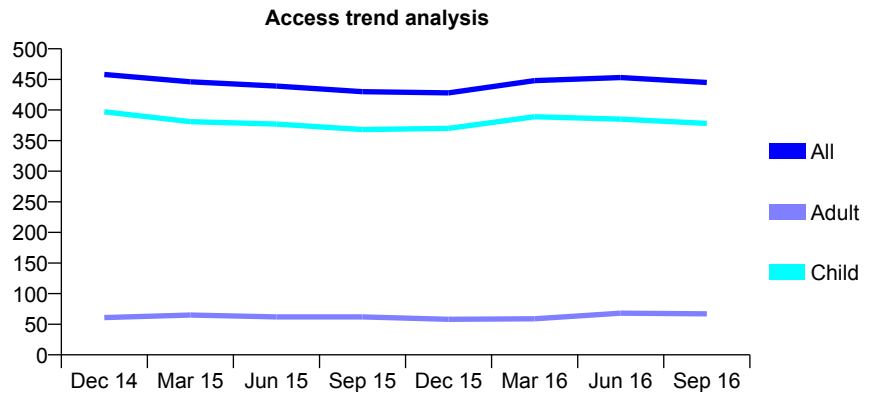
## Q69 - Vital Signs At a Glance Contract Report for 939374/0001 - September 2016

Name or company name	MR MS PATEL
Contract type name	GDS Contract
Purpose of contract	General
Contract start date	01/04/2006
Contract end date	

16/17 Contracted general activity (UDA)	989
Carry forward general activity (UDA)	0
16/17 Contracted orthodontic activity (UOA)	0
Carry forward orthodontic activity (UOA)	0
Baseline contract value	£23,695.38

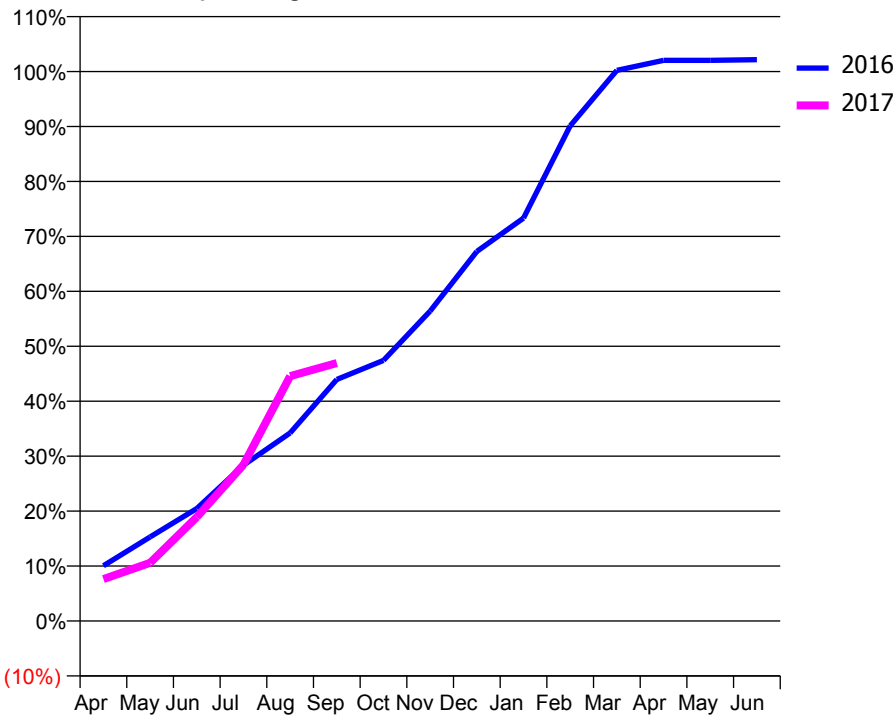
### ACCESS\*

Patients seen in 24 months	Total	Change since previous quarter
Quarter ending September 2015	430	
Quarter ending December 2015	428	→
Quarter ending March 2016	448	↑
Quarter ending June 2016	453	→
Quarter ending September 2016	445	↓
<b>Variance since September 2015</b>	<b>3.5%</b>	<b>↑</b>



### ACTIVITY

Cumulative percentage of contracted UDA delivered 2016 & 2017



Month	Adjusted Scheduled Activity (UDA)	
	2016	2017
April	99	75
May	151	105
June	202	187
July	280	281
August	339	441
September	435	464
October	469	
November	558	
December	665	
January	725	
February	891	
March	991	
April	1,009	
May	1,009	
June	1,010	

### QUALITY

	Quantity	Base Number	Contract	AT	Region	England
% of FP17s for the same patient ID Re-attending within 3 months - Children	24	259	9.3%	11.9%	11.8%	12.4%
% of FP17s for the same patient ID Re-attending within 3 months - Adults	2	19	10.5%	15.8%	16.6%	16.7%
% of FP17s for the same patient ID Re-attending between 3 & 9 months - Children	143	259	55.2%	57.1%	60.2%	57.4%
% of FP17s for the same patient ID Re-attending between 3 & 9 months - Adults	11	19	57.9%	48.6%	52.0%	50.5%
% of FP17s for Band 1 Urgent Courses	11	262	4.2%	9.6%	9.4%	9.1%
% of FP17s Relating to Free Repair or Replacements	1	262	0.4%	0.7%	0.7%	0.8%
% of FP17s Relating to Continuations	0	262	0.0%	0.9%	1.2%	1.3%
% of Patients satisfied with the dentistry they have received	2	2	N/A	93.3%	93.6%	93.2%
% of Patients satisfied with the time they had to wait for an appointment	2	2	N/A	89.2%	89.1%	89.0%

\* This is based on patients treated on this contract for their most recent course of treatment. Figures in italics indicate the base number of FP17s or Patient Questionnaire responses are less than 100. N/A is shown where the base number of responses is less than 10 during the period. % is calculated as Quantity/Base number\*100

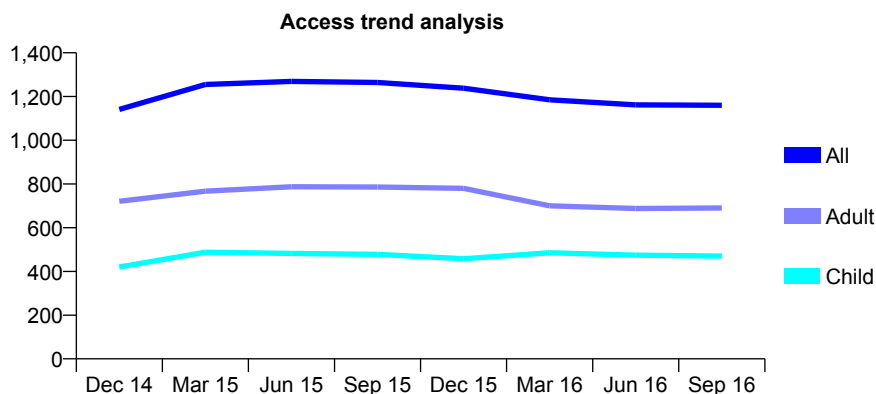
## Q69 - Vital Signs At a Glance Contract Report for 946818/0002 - September 2016

Name or company name	MR S NAJAFI
Contract type name	GDS Contract
Purpose of contract	General
Contract start date	01/04/2006
Contract end date	

16/17 Contracted general activity (UDA)	3,330
Carry forward general activity (UDA)	0
16/17 Contracted orthodontic activity (UOA)	0
Carry forward orthodontic activity (UOA)	0
Baseline contract value	£79,433.84

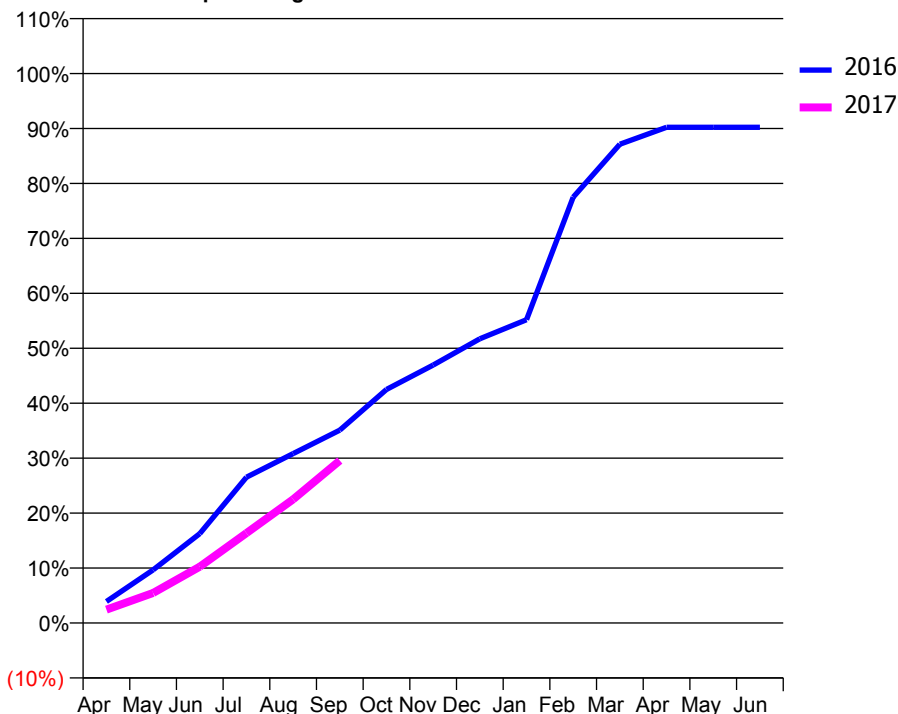
### ACCESS\*

Patients seen in 24 months	Total	Change since previous quarter
Quarter ending September 2015	1,264	
Quarter ending December 2015	1,238	↓
Quarter ending March 2016	1,185	↓
Quarter ending June 2016	1,162	↓
Quarter ending September 2016	1,160	→
<b>Variance since September 2015</b>	<b>(8.2%)</b>	<b>↓</b>



### ACTIVITY

Cumulative percentage of contracted UDA delivered 2016 & 2017



Adjusted Scheduled Activity (UDA)		
Month	2016	2017
April	130	81
May	322	183
June	542	342
July	883	545
August	1,027	750
September	1,169	985
October	1,415	
November	1,563	
December	1,723	
January	1,838	
February	2,581	
March	2,901	
April	3,004	
May	3,004	
June	3,004	

### QUALITY

	Quantity	Base Number	Contract	AT	Region	England
% of FP17s for the same patient ID Re-attending within 3 months - Children	8	262	3.1%	11.9%	11.8%	12.4%
% of FP17s for the same patient ID Re-attending within 3 months - Adults	25	356	7.0%	15.8%	16.6%	16.7%
% of FP17s for the same patient ID Re-attending between 3 & 9 months - Children	184	262	70.2%	57.1%	60.2%	57.4%
% of FP17s for the same patient ID Re-attending between 3 & 9 months - Adults	242	356	68.0%	48.6%	52.0%	50.5%
% of FP17s for Band 1 Urgent Courses	10	559	1.8%	9.6%	9.4%	9.1%
% of FP17s Relating to Free Repair or Replacements	0	559	0.0%	0.7%	0.7%	0.8%
% of FP17s Relating to Continuations	0	559	0.0%	0.9%	1.2%	1.3%
% of Patients satisfied with the dentistry they have received	0	0	N/A	93.3%	93.6%	93.2%
% of Patients satisfied with the time they had to wait for an appointment	0	0	N/A	89.2%	89.1%	89.0%

\* This is based on patients treated on this contract for their most recent course of treatment. Figures in italics indicate the base number of FP17s or Patient Questionnaire responses are less than 100. N/A is shown where the base number of responses is less than 10 during the period. % is calculated as Quantity/Base number\*100



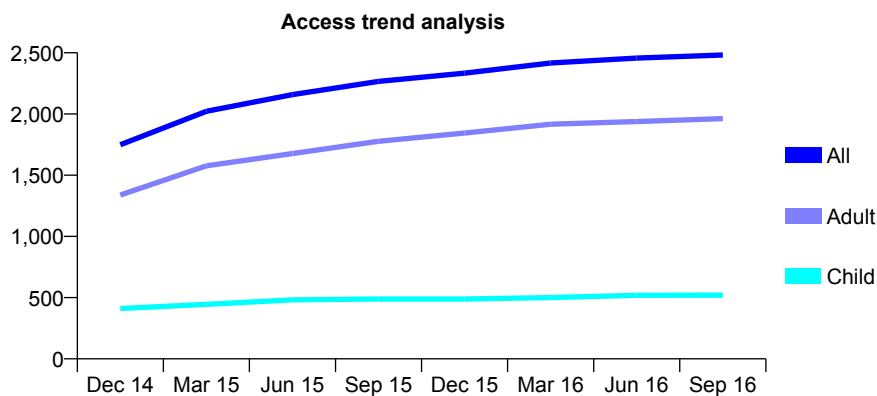
## Q69 - Vital Signs At a Glance Contract Report for 947504/0001 - September 2016

Name or company name	MISS C RADOS
Contract type name	GDS Contract
Purpose of contract	General
Contract start date	01/04/2014
Contract end date	

16/17 Contracted general activity (UDA)	6,996
Carry forward general activity (UDA)	0
16/17 Contracted orthodontic activity (UOA)	0
Carry forward orthodontic activity (UOA)	0
Baseline contract value	£175,431.32

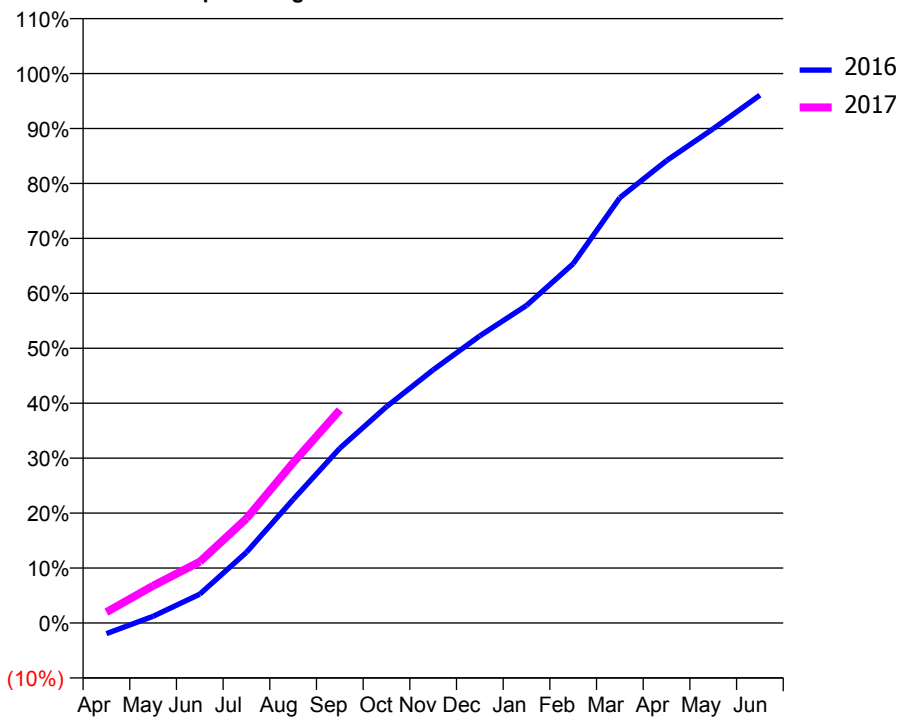
### ACCESS\*

Patients seen in 24 months	Total	Change since previous quarter
Quarter ending September 2015	2,266	
Quarter ending December 2015	2,334	↑
Quarter ending March 2016	2,417	↑
Quarter ending June 2016	2,457	→
Quarter ending September 2016	2,482	→
<b>Variance since September 2015</b>	<b>9.5%</b>	<b>↑</b>



### ACTIVITY

Cumulative percentage of contracted UDA delivered 2016 & 2017



Month	Adjusted Scheduled Activity (UDA)	
	2016	2017
April	-143	138
May	91	474
June	384	780
July	942	1,330
August	1,646	2,042
September	2,330	2,712
October	2,883	
November	3,374	
December	3,827	
January	4,233	
February	4,789	
March	5,669	
April	6,163	
May	6,587	
June	7,035	

### QUALITY

	Quantity	Base Number	Contract	AT	Region	England
% of FP17s for the same patient ID Re-attending within 3 months - Children	38	470	8.1%	11.9%	11.8%	12.4%
% of FP17s for the same patient ID Re-attending within 3 months - Adults	267	1,535	17.4%	15.8%	16.6%	16.7%
% of FP17s for the same patient ID Re-attending between 3 & 9 months - Children	310	470	66.0%	57.1%	60.2%	57.4%
% of FP17s for the same patient ID Re-attending between 3 & 9 months - Adults	833	1,535	54.3%	48.6%	52.0%	50.5%
% of FP17s for Band 1 Urgent Courses	187	1,489	12.6%	9.6%	9.4%	9.1%
% of FP17s Relating to Free Repair or Replacements	1	1,489	0.1%	0.7%	0.7%	0.8%
% of FP17s Relating to Continuations	16	1,489	1.1%	0.9%	1.2%	1.3%
% of Patients satisfied with the dentistry they have received	4	4	N/A	93.3%	93.6%	93.2%
% of Patients satisfied with the time they had to wait for an appointment	4	4	N/A	89.2%	89.1%	89.0%

\* This is based on patients treated on this contract for their most recent course of treatment. Figures in italics indicate the base number of FP17s or Patient Questionnaire responses are less than 100. N/A is shown where the base number of responses is less than 10 during the period. % is calculated as Quantity/Base number\*100

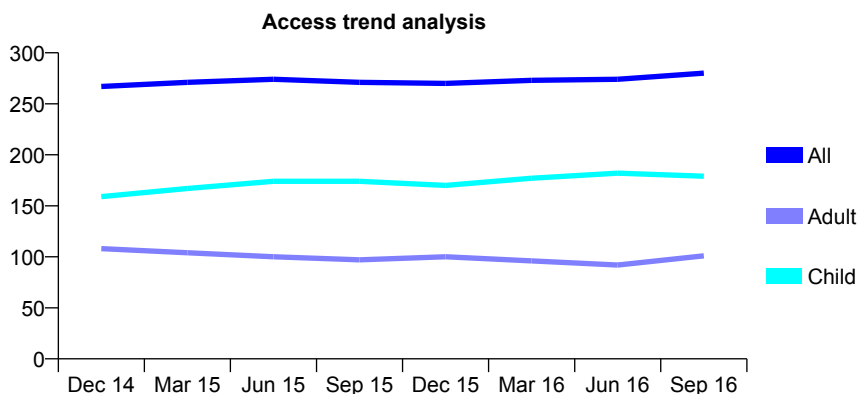
## Q69 - Vital Signs At a Glance Contract Report for 950122/0001 - September 2016

Name or company name	MR EH MIDDLETON
Contract type name	GDS Contract
Purpose of contract	General
Contract start date	01/04/2006
Contract end date	

16/17 Contracted general activity (UDA)	716
Carry forward general activity (UDA)	0
16/17 Contracted orthodontic activity (UOA)	0
Carry forward orthodontic activity (UOA)	0
Baseline contract value	£18,755.85

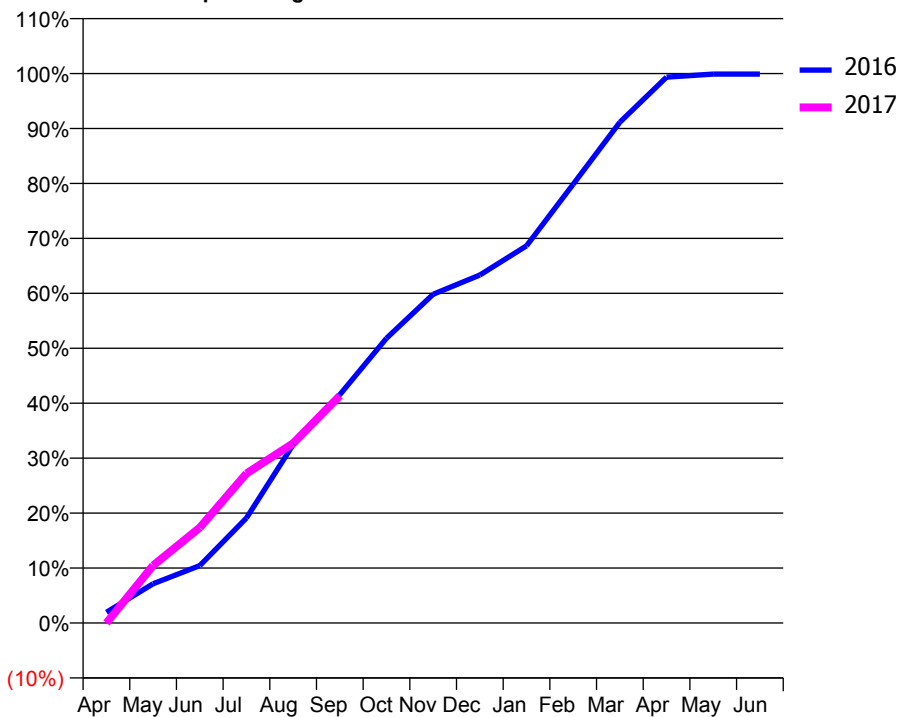
### ACCESS\*

Patients seen in 24 months	Total	Change since previous quarter
Quarter ending September 2015	271	
Quarter ending December 2015	270	→
Quarter ending March 2016	273	→
Quarter ending June 2016	274	→
Quarter ending September 2016	280	↑
<b>Variance since September 2015</b>	<b>3.3%</b>	<b>↑</b>



### ACTIVITY

Cumulative percentage of contracted UDA delivered 2016 & 2017



Adjusted Scheduled Activity (UDA)

Month	2016	2017
April	14	0
May	51	75
June	75	124
July	137	195
August	232	234
September	298	296
October	371	
November	428	
December	453	
January	491	
February	572	
March	653	
April	711	
May	715	
June	715	

### QUALITY

	Quantity	Base Number	Contract	AT	Region	England
% of FP17s for the same patient ID Re-attending within 3 months - Children	13	118	11.0%	11.9%	11.8%	12.4%
% of FP17s for the same patient ID Re-attending within 3 months - Adults	22	67	32.8%	15.8%	16.6%	16.7%
% of FP17s for the same patient ID Re-attending between 3 & 9 months - Children	43	118	36.4%	57.1%	60.2%	57.4%
% of FP17s for the same patient ID Re-attending between 3 & 9 months - Adults	17	67	25.4%	48.6%	52.0%	50.5%
% of FP17s for Band 1 Urgent Courses	16	161	9.9%	9.6%	9.4%	9.1%
% of FP17s Relating to Free Repair or Replacements	0	161	0.0%	0.7%	0.7%	0.8%
% of FP17s Relating to Continuations	0	161	0.0%	0.9%	1.2%	1.3%
% of Patients satisfied with the dentistry they have received	0	0	N/A	93.3%	93.6%	93.2%
% of Patients satisfied with the time they had to wait for an appointment	0	0	N/A	89.2%	89.1%	89.0%

\* This is based on patients treated on this contract for their most recent course of treatment. Figures in italics indicate the base number of FP17s or Patient Questionnaire responses are less than 100. N/A is shown where the base number of responses is less than 10 during the period. % is calculated as Quantity/Base number\*100

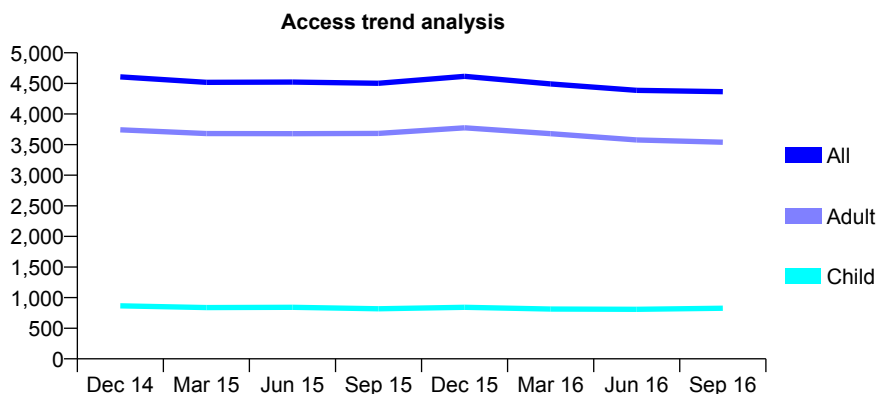
## Q69 - Vital Signs At a Glance Contract Report for 959766/0001 - September 2016

Name or company name	MR S SABBAGHI-SARABI
Contract type name	GDS Contract
Purpose of contract	General
Contract start date	01/04/2006
Contract end date	

16/17 Contracted general activity (UDA)	11,188
Carry forward general activity (UDA)	0
16/17 Contracted orthodontic activity (UOA)	0
Carry forward orthodontic activity (UOA)	0
Baseline contract value	£270,425.76

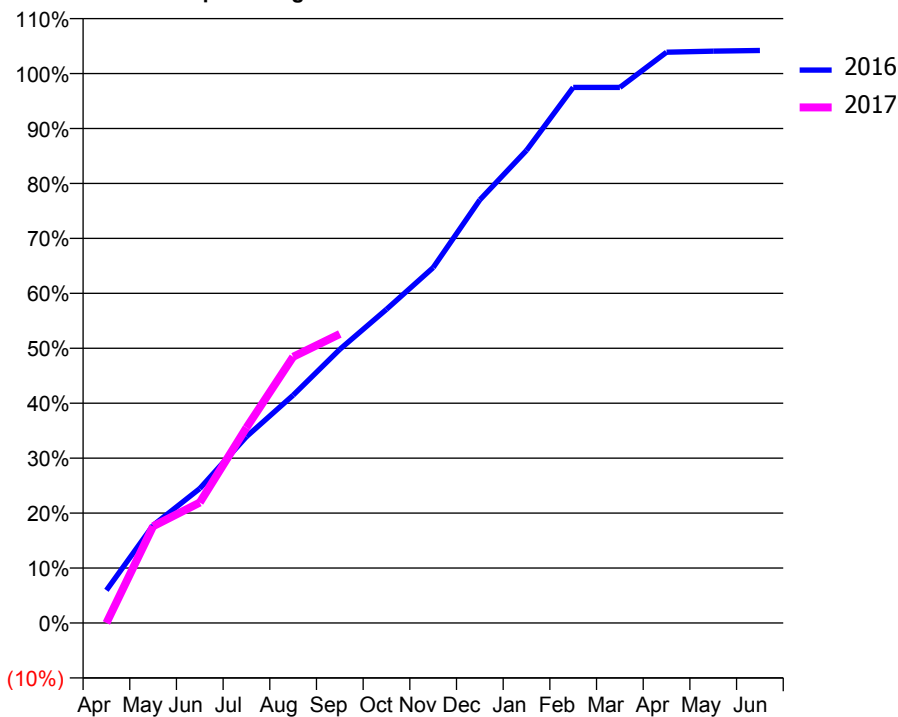
### ACCESS\*

Patients seen in 24 months	Total	Change since previous quarter
Quarter ending September 2015	4,503	
Quarter ending December 2015	4,616	↑
Quarter ending March 2016	4,492	↓
Quarter ending June 2016	4,386	↓
Quarter ending September 2016	4,366	→
<b>Variance since September 2015</b>	<b>(3.0%)</b>	<b>↓</b>



### ACTIVITY

Cumulative percentage of contracted UDA delivered 2016 & 2017



Adjusted Scheduled Activity (UDA)

Month	2016	2017
April	699	0
May	2,083	1,971
June	2,866	2,453
July	3,973	3,978
August	4,857	5,421
September	5,835	5,885
October	6,687	
November	7,577	
December	9,022	
January	10,076	
February	11,418	
March	11,418	
April	12,167	
May	12,191	
June	12,205	

### QUALITY

	Quantity	Base Number	Contract	AT	Region	England
% of FP17s for the same patient ID Re-attending within 3 months - Children	26	516	5.0%	11.9%	11.8%	12.4%
% of FP17s for the same patient ID Re-attending within 3 months - Adults	142	1,531	9.3%	15.8%	16.6%	16.7%
% of FP17s for the same patient ID Re-attending between 3 & 9 months - Children	184	516	35.7%	57.1%	60.2%	57.4%
% of FP17s for the same patient ID Re-attending between 3 & 9 months - Adults	552	1,531	36.1%	48.6%	52.0%	50.5%
% of FP17s for Band 1 Urgent Courses	192	1,800	10.7%	9.6%	9.4%	9.1%
% of FP17s Relating to Free Repair or Replacements	6	1,800	0.3%	0.7%	0.7%	0.8%
% of FP17s Relating to Continuations	0	1,800	0.0%	0.9%	1.2%	1.3%
% of Patients satisfied with the dentistry they have received	5	6	N/A	93.3%	93.6%	93.2%
% of Patients satisfied with the time they had to wait for an appointment	6	6	N/A	89.2%	89.1%	89.0%

\* This is based on patients treated on this contract for their most recent course of treatment. Figures in italics indicate the base number of FP17s or Patient Questionnaire responses are less than 100. N/A is shown where the base number of responses is less than 10 during the period. % is calculated as Quantity/Base number\*100

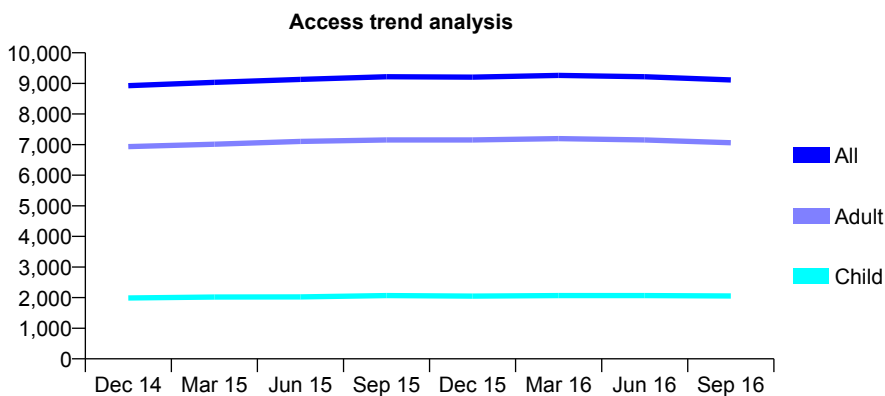
## Q69 - Vital Signs At a Glance Contract Report for 961450/0001 - September 2016

Name or company name	Wootton House Dental Partnership
Contract type name	GDS Contract
Purpose of contract	General
Contract start date	21/05/2010
Contract end date	

16/17 Contracted general activity (UDA)	26,774
Carry forward general activity (UDA)	0
16/17 Contracted orthodontic activity (UOA)	0
Carry forward orthodontic activity (UOA)	0
Baseline contract value	£650,020.75

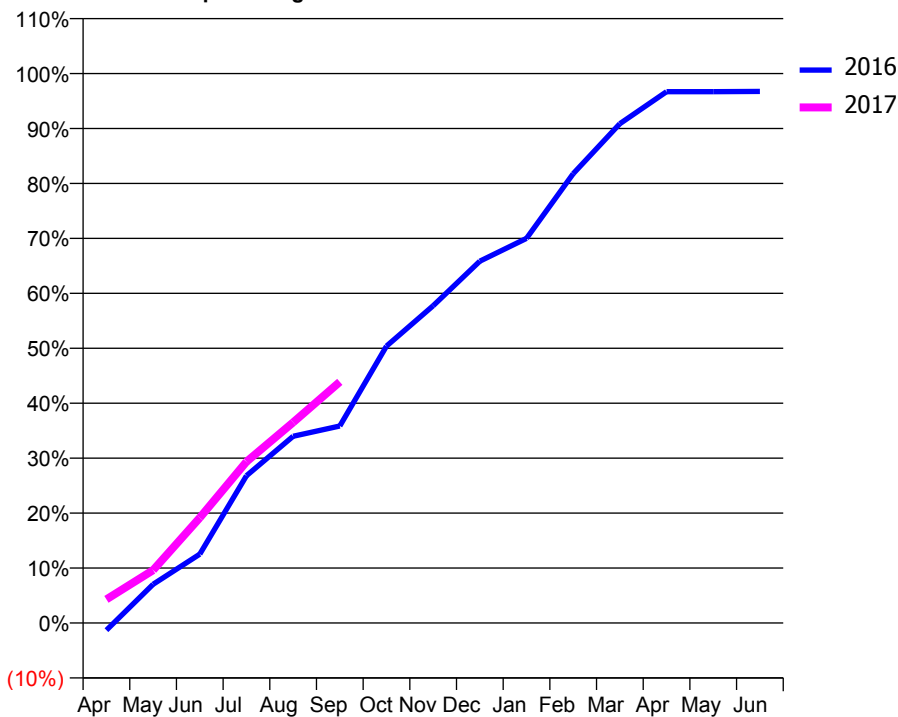
### ACCESS\*

Patients seen in 24 months	Total	Change since previous quarter
Quarter ending September 2015	9,220	
Quarter ending December 2015	9,203	→
Quarter ending March 2016	9,260	→
Quarter ending June 2016	9,219	→
Quarter ending September 2016	9,113	↓
<b>Variance since September 2015</b>	<b>(1.2%)</b>	<b>↓</b>



### ACTIVITY

Cumulative percentage of contracted UDA delivered 2016 & 2017



Month	Adjusted Scheduled Activity (UDA)	
	2016	2017
April	-353	1,152
May	1,890	2,577
June	3,355	5,130
July	7,174	7,857
August	9,098	9,773
September	9,602	11,753
October	13,491	
November	15,460	
December	17,629	
January	18,741	
February	21,889	
March	24,327	
April	25,889	
May	25,887	
June	25,901	

### QUALITY

	Quantity	Base Number	Contract	AT	Region	England
% of FP17s for the same patient ID Re-attending within 3 months - Children	99	1,632	6.1%	11.9%	11.8%	12.4%
% of FP17s for the same patient ID Re-attending within 3 months - Adults	848	5,130	16.5%	15.8%	16.6%	16.7%
% of FP17s for the same patient ID Re-attending between 3 & 9 months - Children	1,141	1,632	69.9%	57.1%	60.2%	57.4%
% of FP17s for the same patient ID Re-attending between 3 & 9 months - Adults	2,693	5,130	52.5%	48.6%	52.0%	50.5%
% of FP17s for Band 1 Urgent Courses	508	6,057	8.4%	9.6%	9.4%	9.1%
% of FP17s Relating to Free Repair or Replacements	63	6,057	1.0%	0.7%	0.7%	0.8%
% of FP17s Relating to Continuations	64	6,057	1.1%	0.9%	1.2%	1.3%
% of Patients satisfied with the dentistry they have received	13	13	100.0%	93.3%	93.6%	93.2%
% of Patients satisfied with the time they had to wait for an appointment	13	13	100.0%	89.2%	89.1%	89.0%

\* This is based on patients treated on this contract for their most recent course of treatment. Figures in italics indicate the base number of FP17s or Patient Questionnaire responses are less than 100. N/A is shown where the base number of responses is less than 10 during the period. % is calculated as Quantity/Base number\*100

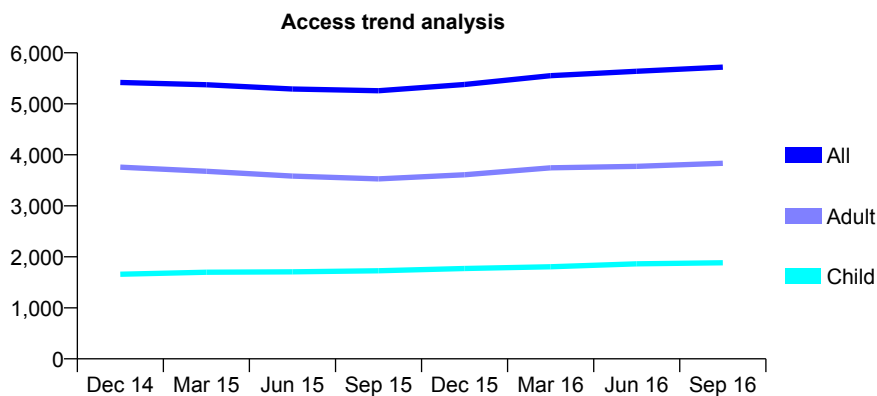
## Q69 - Vital Signs At a Glance Contract Report for 962392/0001 - September 2016

Name or company name	MR N PATEL
Contract type name	GDS Contract
Purpose of contract	General
Contract start date	01/04/2008
Contract end date	

16/17 Contracted general activity (UDA)	12,712
Carry forward general activity (UDA)	96
16/17 Contracted orthodontic activity (UOA)	0
Carry forward orthodontic activity (UOA)	0
Baseline contract value	£312,810.05

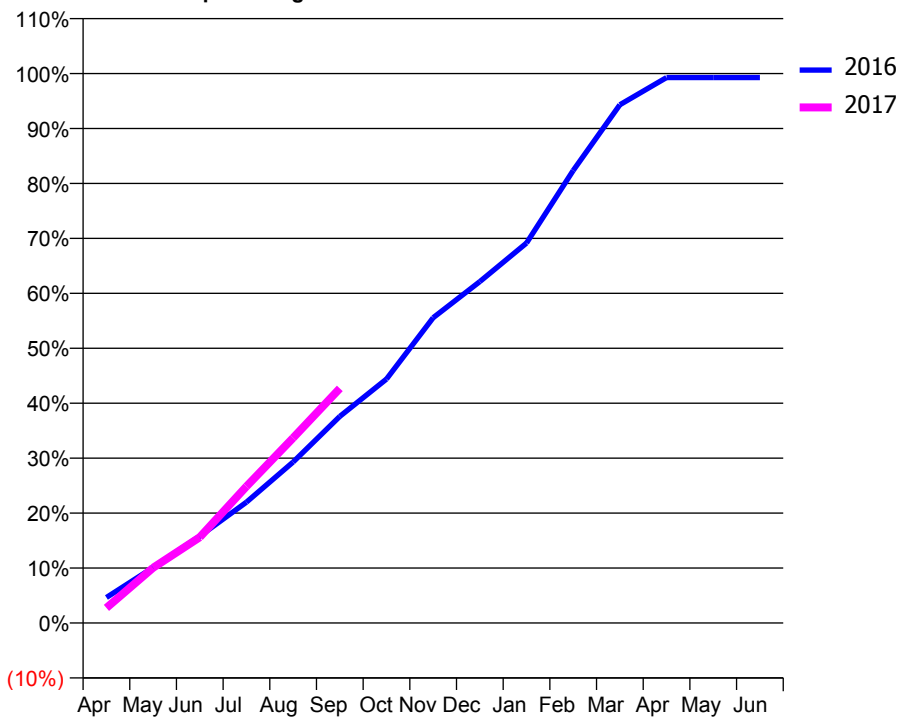
### ACCESS\*

Patients seen in 24 months	Total	Change since previous quarter
Quarter ending September 2015	5,255	
Quarter ending December 2015	5,380	↑
Quarter ending March 2016	5,551	↑
Quarter ending June 2016	5,637	→
Quarter ending September 2016	5,718	→
<b>Variance since September 2015</b>	<b>8.8%</b>	<b>↑</b>



### ACTIVITY

Cumulative percentage of contracted UDA delivered 2016 & 2017



Month	Adjusted Scheduled Activity (UDA)	
	2016	2017
April	617	349
May	1,346	1,280
June	2,105	1,986
July	2,927	3,161
August	3,901	4,283
September	5,006	5,428
October	5,908	
November	7,395	
December	8,270	
January	9,203	
February	10,961	
March	12,553	
April	13,212	
May	13,211	
June	13,213	

### QUALITY

	Quantity	Base Number	Contract	AT	Region	England
% of FP17s for the same patient ID Re-attending within 3 months - Children	108	1,720	6.3%	11.9%	11.8%	12.4%
% of FP17s for the same patient ID Re-attending within 3 months - Adults	359	2,217	16.2%	15.8%	16.6%	16.7%
% of FP17s for the same patient ID Re-attending between 3 & 9 months - Children	1,244	1,720	72.3%	57.1%	60.2%	57.4%
% of FP17s for the same patient ID Re-attending between 3 & 9 months - Adults	1,197	2,217	54.0%	48.6%	52.0%	50.5%
% of FP17s for Band 1 Urgent Courses	139	3,100	4.5%	9.6%	9.4%	9.1%
% of FP17s Relating to Free Repair or Replacements	33	3,100	1.1%	0.7%	0.7%	0.8%
% of FP17s Relating to Continuations	31	3,100	1.0%	0.9%	1.2%	1.3%
% of Patients satisfied with the dentistry they have received	7	7	N/A	93.3%	93.6%	93.2%
% of Patients satisfied with the time they had to wait for an appointment	7	7	N/A	89.2%	89.1%	89.0%

\* This is based on patients treated on this contract for their most recent course of treatment. Figures in italics indicate the base number of FP17s or Patient Questionnaire responses are less than 100. N/A is shown where the base number of responses is less than 10 during the period. % is calculated as Quantity/Base number\*100

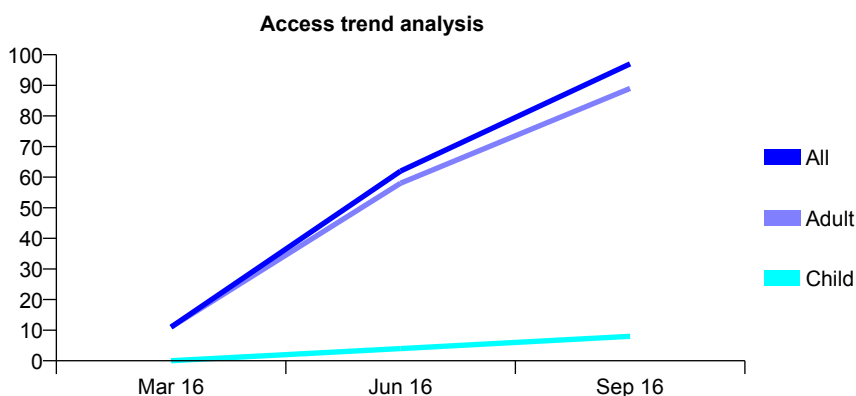
## Q70 - Vital Signs At a Glance Contract Report for 100025/0000 - September 2016

Name or company name	The Royal Terrace Dental Practice Limited
Contract type name	PDS Contract
Purpose of contract	General
Contract start date	01/03/2016
Contract end date	31/03/2017

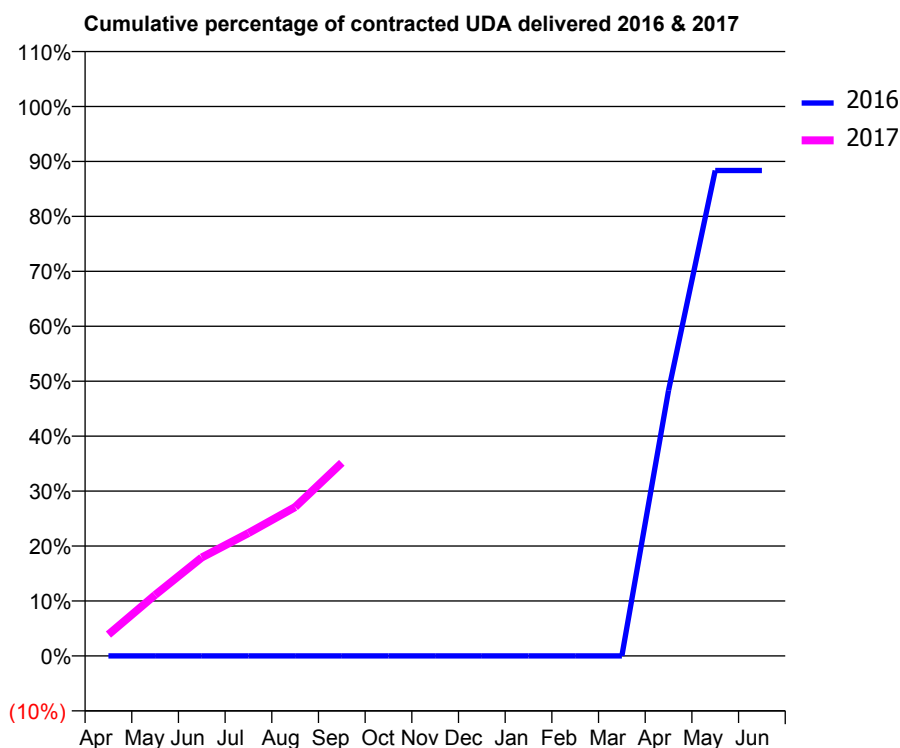
16/17 Contracted general activity (UDA)	864
Carry forward general activity (UDA)	0
16/17 Contracted orthodontic activity (UOA)	0
Carry forward orthodontic activity (UOA)	0
Baseline contract value	£47,571.88

### ACCESS\*

Patients seen in 24 months	Total	Change since previous quarter
Quarter ending September 2015	0	
Quarter ending December 2015	0	
Quarter ending March 2016	11	
Quarter ending June 2016	62	↑
Quarter ending September 2016	97	↑
<b>Variance since September 2015</b>	N/A	



### ACTIVITY



Month	Adjusted Scheduled Activity (UDA)	
	2016	2017
April	0	34
May	0	96
June	0	155
July	0	193
August	0	234
September	0	304
October	0	
November	0	
December	0	
January	0	
February	0	
March	0	
April	35	
May	64	
June	64	

### QUALITY

	Quantity	Base Number	Contract	AT	Region	England
% of FP17s for the same patient ID Re-attending within 3 months - Children	0	34	0.0%	10.3%	11.8%	12.4%
% of FP17s for the same patient ID Re-attending within 3 months - Adults	3	272	1.1%	15.1%	16.6%	16.7%
% of FP17s for the same patient ID Re-attending between 3 & 9 months - Children	0	34	0.0%	60.7%	60.2%	57.4%
% of FP17s for the same patient ID Re-attending between 3 & 9 months - Adults	1	272	0.4%	52.7%	52.0%	50.5%
% of FP17s for Band 1 Urgent Courses	253	253	100.0%	9.6%	9.4%	9.1%
% of FP17s Relating to Free Repair or Replacements	0	253	0.0%	0.7%	0.7%	0.8%
% of FP17s Relating to Continuations	0	253	0.0%	1.3%	1.2%	1.3%
% of Patients satisfied with the dentistry they have received	0	0	N/A	91.6%	93.6%	93.2%
% of Patients satisfied with the time they had to wait for an appointment	0	0	N/A	87.7%	89.1%	89.0%

\* This is based on patients treated on this contract for their most recent course of treatment. Figures in italics indicate the base number of FP17s or Patient Questionnaire responses are less than 100. N/A is shown where the base number of responses is less than 10 during the period. % is calculated as Quantity/Base number\*100

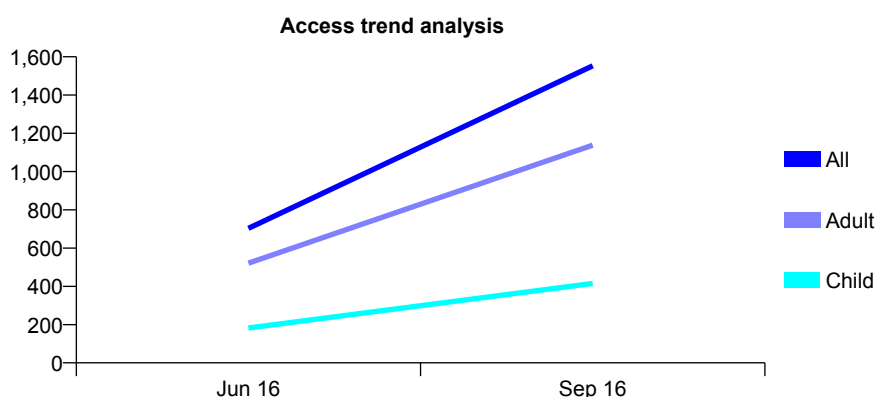
## Q70 - Vital Signs At a Glance Contract Report for 100088/0000 - September 2016

Name or company name	Portsea Dental Care Ltd
Contract type name	GDS Contract
Purpose of contract	General
Contract start date	01/04/2016
Contract end date	

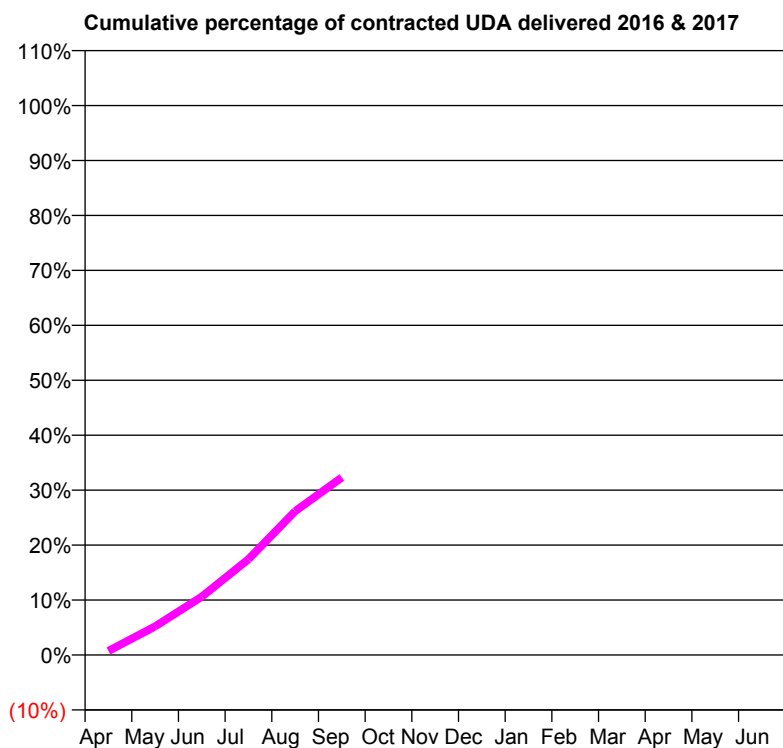
16/17 Contracted general activity (UDA)	17,002
Carry forward general activity (UDA)	0
16/17 Contracted orthodontic activity (UOA)	0
Carry forward orthodontic activity (UOA)	0
Baseline contract value	£342,420.28

### ACCESS\*

Patients seen in 24 months	Total	Change since previous quarter
Quarter ending September 2015	0	
Quarter ending December 2015	0	
Quarter ending March 2016	0	
Quarter ending June 2016	703	↑
Quarter ending September 2016	1,553	↑
<b>Variance since September 2015</b>	N/A	



### ACTIVITY



Month	Adjusted Scheduled Activity (UDA)	
	2016	2017
April	0	127
May	0	885
June	0	1,805
July	0	2,965
August	0	4,450
September	0	5,496
October	0	
November	0	
December	0	
January	0	
February	0	
March	0	
April	0	
May	0	
June	0	

### QUALITY

	Quantity	Base Number	Contract	AT	Region	England
% of FP17s for the same patient ID Re-attending within 3 months - Children	34	479	7.1%	10.3%	11.8%	12.4%
% of FP17s for the same patient ID Re-attending within 3 months - Adults	163	1,501	10.9%	15.1%	16.6%	16.7%
% of FP17s for the same patient ID Re-attending between 3 & 9 months - Children	9	479	1.9%	60.7%	60.2%	57.4%
% of FP17s for the same patient ID Re-attending between 3 & 9 months - Adults	16	1,501	1.1%	52.7%	52.0%	50.5%
% of FP17s for Band 1 Urgent Courses	643	1,980	32.5%	9.6%	9.4%	9.1%
% of FP17s Relating to Free Repair or Replacements	5	1,980	0.3%	0.7%	0.7%	0.8%
% of FP17s Relating to Continuations	19	1,980	1.0%	1.3%	1.2%	1.3%
% of Patients satisfied with the dentistry they have received	0	0	N/A	91.6%	93.6%	93.2%
% of Patients satisfied with the time they had to wait for an appointment	0	0	N/A	87.7%	89.1%	89.0%

\* This is based on patients treated on this contract for their most recent course of treatment. Figures in italics indicate the base number of FP17s or Patient Questionnaire responses are less than 100. N/A is shown where the base number of responses is less than 10 during the period. % is calculated as Quantity/Base number\*100



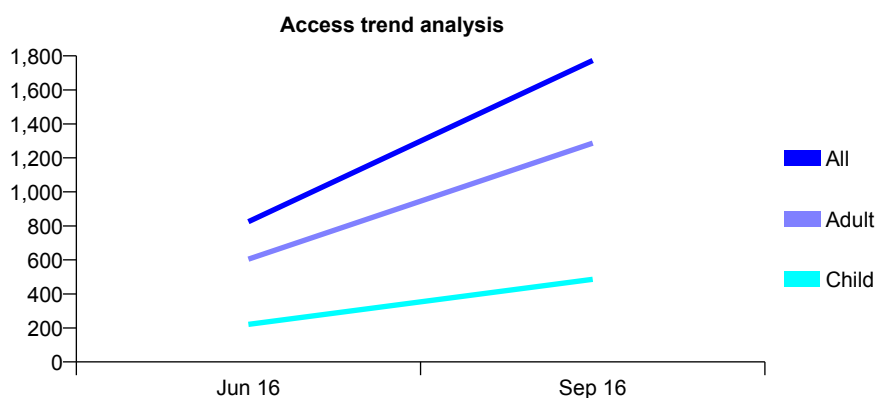
## Q70 - Vital Signs At a Glance Contract Report for 100089/0000 - September 2016

Name or company name	Hilsea Dental Care Ltd
Contract type name	GDS Contract
Purpose of contract	General
Contract start date	01/04/2016
Contract end date	

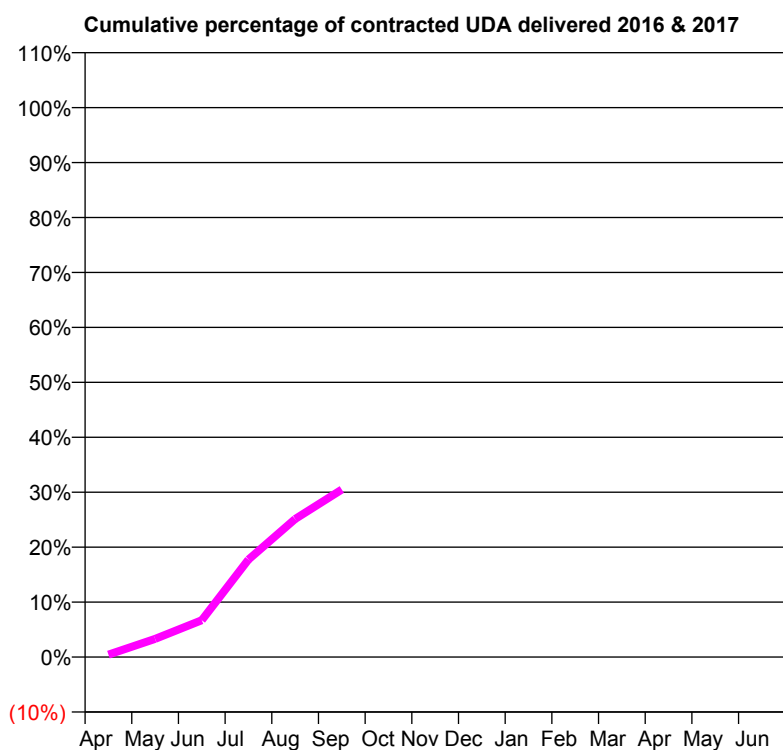
16/17 Contracted general activity (UDA)	17,002
Carry forward general activity (UDA)	0
16/17 Contracted orthodontic activity (UOA)	0
Carry forward orthodontic activity (UOA)	0
Baseline contract value	£342,420.28

### ACCESS\*

Patients seen in 24 months	Total	Change since previous quarter
Quarter ending September 2015	0	
Quarter ending December 2015	0	
Quarter ending March 2016	0	
Quarter ending June 2016	825	↑
Quarter ending September 2016	1,773	↑
<b>Variance since September 2015</b>	N/A	



### ACTIVITY



Month	Adjusted Scheduled Activity (UDA)	
	2016	2017
April	0	75
May	0	564
June	0	1,141
July	0	3,016
August	0	4,272
September	0	5,184
October	0	
November	0	
December	0	
January	0	
February	0	
March	0	
April	0	
May	0	
June	0	

### QUALITY

	Quantity	Base Number	Contract	AT	Region	England
% of FP17s for the same patient ID Re-attending within 3 months - Children	31	546	5.7%	10.3%	11.8%	12.4%
% of FP17s for the same patient ID Re-attending within 3 months - Adults	127	1,584	8.0%	15.1%	16.6%	16.7%
% of FP17s for the same patient ID Re-attending between 3 & 9 months - Children	22	546	4.0%	60.7%	60.2%	57.4%
% of FP17s for the same patient ID Re-attending between 3 & 9 months - Adults	25	1,584	1.6%	52.7%	52.0%	50.5%
% of FP17s for Band 1 Urgent Courses	591	2,130	27.7%	9.6%	9.4%	9.1%
% of FP17s Relating to Free Repair or Replacements	2	2,130	0.1%	0.7%	0.7%	0.8%
% of FP17s Relating to Continuations	13	2,130	0.6%	1.3%	1.2%	1.3%
% of Patients satisfied with the dentistry they have received	0	0	N/A	91.6%	93.6%	93.2%
% of Patients satisfied with the time they had to wait for an appointment	0	0	N/A	87.7%	89.1%	89.0%

\* This is based on patients treated on this contract for their most recent course of treatment. Figures in italics indicate the base number of FP17s or Patient Questionnaire responses are less than 100. N/A is shown where the base number of responses is less than 10 during the period. % is calculated as Quantity/Base number\*100

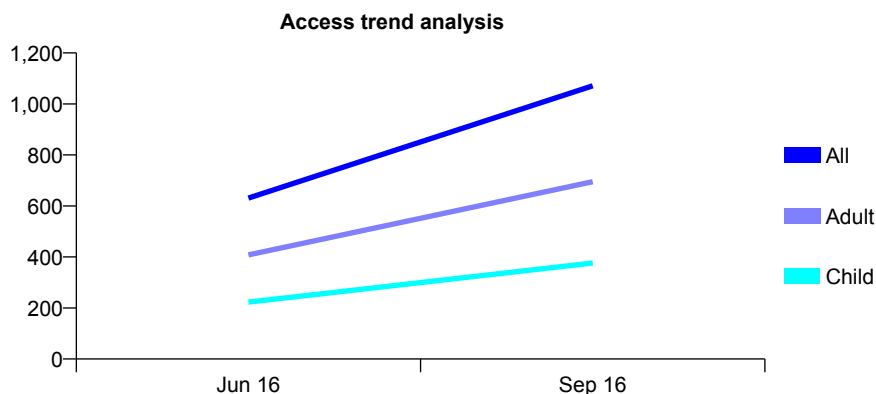
## Q70 - Vital Signs At a Glance Contract Report for 100091/0000 - September 2016

Name or company name	Paulsgrove Dental Care Ltd
Contract type name	GDS Contract
Purpose of contract	General
Contract start date	01/04/2016
Contract end date	

16/17 Contracted general activity (UDA)	7,002
Carry forward general activity (UDA)	0
16/17 Contracted orthodontic activity (UOA)	0
Carry forward orthodontic activity (UOA)	0
Baseline contract value	£141,020.28

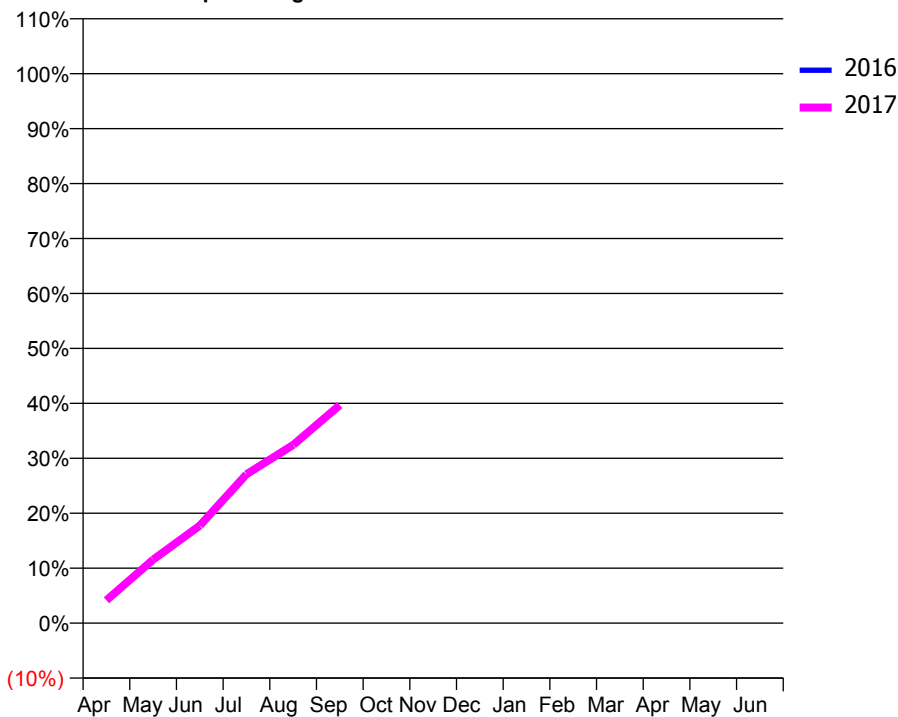
### ACCESS\*

Patients seen in 24 months	Total	Change since previous quarter
Quarter ending September 2015	0	
Quarter ending December 2015	0	
Quarter ending March 2016	0	
Quarter ending June 2016	631	↑
Quarter ending September 2016	1,071	↑
<b>Variance since September 2015</b>	N/A	



### ACTIVITY

Cumulative percentage of contracted UDA delivered 2016 & 2017



Month	Adjusted Scheduled Activity (UDA)	
	2016	2017
April	0	291
May	0	810
June	0	1,243
July	0	1,898
August	0	2,271
September	0	2,779
October	0	
November	0	
December	0	
January	0	
February	0	
March	0	
April	0	
May	0	
June	0	

### QUALITY

	Quantity	Base Number	Contract	AT	Region	England
% of FP17s for the same patient ID Re-attending within 3 months - Children	19	414	4.6%	10.3%	11.8%	12.4%
% of FP17s for the same patient ID Re-attending within 3 months - Adults	62	853	7.3%	15.1%	16.6%	16.7%
% of FP17s for the same patient ID Re-attending between 3 & 9 months - Children	11	414	2.7%	60.7%	60.2%	57.4%
% of FP17s for the same patient ID Re-attending between 3 & 9 months - Adults	13	853	1.5%	52.7%	52.0%	50.5%
% of FP17s for Band 1 Urgent Courses	289	1,267	22.8%	9.6%	9.4%	9.1%
% of FP17s Relating to Free Repair or Replacements	0	1,267	0.0%	0.7%	0.7%	0.8%
% of FP17s Relating to Continuations	11	1,267	0.9%	1.3%	1.2%	1.3%
% of Patients satisfied with the dentistry they have received	0	0	N/A	91.6%	93.6%	93.2%
% of Patients satisfied with the time they had to wait for an appointment	0	0	N/A	87.7%	89.1%	89.0%

\* This is based on patients treated on this contract for their most recent course of treatment. Figures in italics indicate the base number of FP17s or Patient Questionnaire responses are less than 100. N/A is shown where the base number of responses is less than 10 during the period. % is calculated as Quantity/Base number\*100

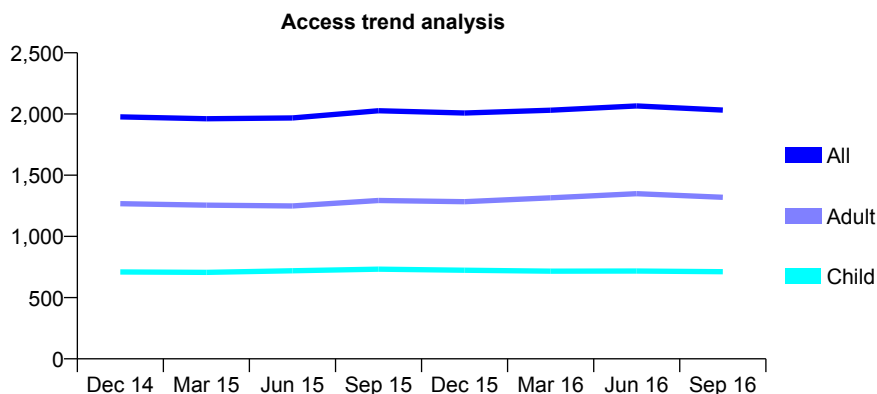
## Q70 - Vital Signs At a Glance Contract Report for 101281/0122 - September 2016

Name or company name	OASIS DENTAL CARE LTD
Contract type name	GDS Contract
Purpose of contract	General
Contract start date	01/04/2006
Contract end date	

16/17 Contracted general activity (UDA)	4,652
Carry forward general activity (UDA)	0
16/17 Contracted orthodontic activity (UOA)	0
Carry forward orthodontic activity (UOA)	0
Baseline contract value	£108,915.47

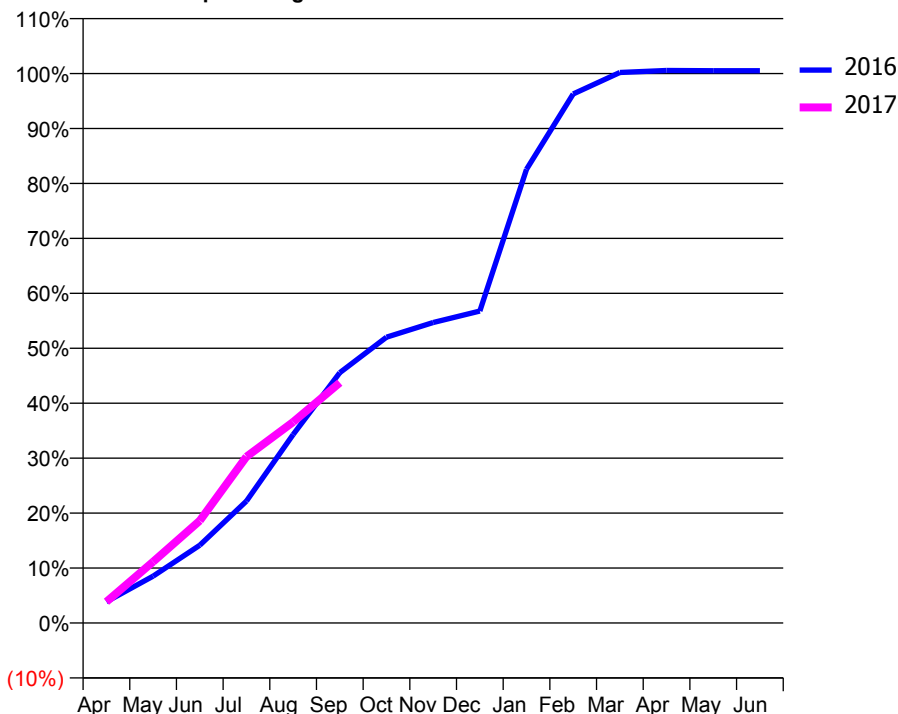
### ACCESS\*

Patients seen in 24 months	Total	Change since previous quarter
Quarter ending September 2015	2,027	
Quarter ending December 2015	2,008	→
Quarter ending March 2016	2,031	→
Quarter ending June 2016	2,066	→
Quarter ending September 2016	2,032	↓
<b>Variance since September 2015</b>	<b>0.2%</b>	<b>→</b>



### ACTIVITY

Cumulative percentage of contracted UDA delivered 2016 & 2017



Month	Adjusted Scheduled Activity (UDA)	
	2016	2017
April	181	181
May	397	518
June	659	866
July	1,032	1,408
August	1,596	1,702
September	2,119	2,035
October	2,419	
November	2,544	
December	2,641	
January	3,841	
February	4,479	
March	4,661	
April	4,678	
May	4,676	
June	4,676	

### QUALITY

	Quantity	Base Number	Contract	AT	Region	England
% of FP17s for the same patient ID Re-attending within 3 months - Children	30	464	6.5%	10.3%	11.8%	12.4%
% of FP17s for the same patient ID Re-attending within 3 months - Adults	97	817	11.9%	15.1%	16.6%	16.7%
% of FP17s for the same patient ID Re-attending between 3 & 9 months - Children	199	464	42.9%	60.7%	60.2%	57.4%
% of FP17s for the same patient ID Re-attending between 3 & 9 months - Adults	341	817	41.7%	52.7%	52.0%	50.5%
% of FP17s for Band 1 Urgent Courses	122	1,264	9.7%	9.6%	9.4%	9.1%
% of FP17s Relating to Free Repair or Replacements	0	1,264	0.0%	0.7%	0.7%	0.8%
% of FP17s Relating to Continuations	8	1,264	0.6%	1.3%	1.2%	1.3%
% of Patients satisfied with the dentistry they have received	1	1	N/A	91.6%	93.6%	93.2%
% of Patients satisfied with the time they had to wait for an appointment	1	1	N/A	87.7%	89.1%	89.0%

\* This is based on patients treated on this contract for their most recent course of treatment. Figures in italics indicate the base number of FP17s or Patient Questionnaire responses are less than 100. N/A is shown where the base number of responses is less than 10 during the period. % is calculated as Quantity/Base number\*100

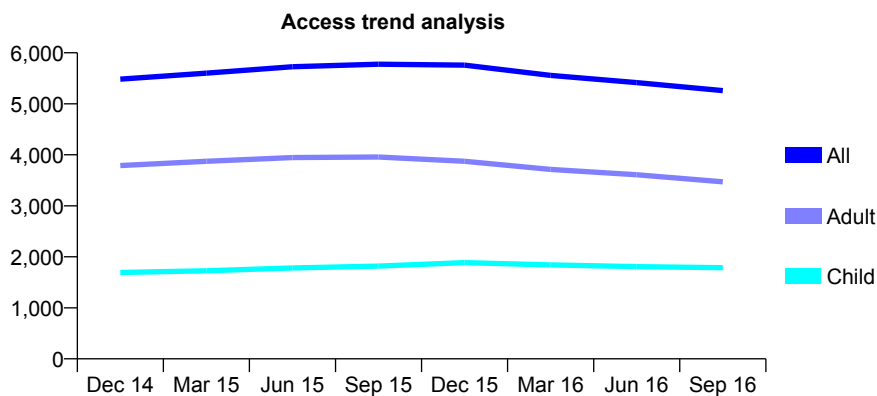
## Q70 - Vital Signs At a Glance Contract Report for 101281/0124 - September 2016

Name or company name	OASIS DENTAL CARE LTD
Contract type name	GDS Contract
Purpose of contract	General
Contract start date	01/04/2006
Contract end date	

16/17 Contracted general activity (UDA)	13,263
Carry forward general activity (UDA)	0
16/17 Contracted orthodontic activity (UOA)	0
Carry forward orthodontic activity (UOA)	0
Baseline contract value	£316,345.87

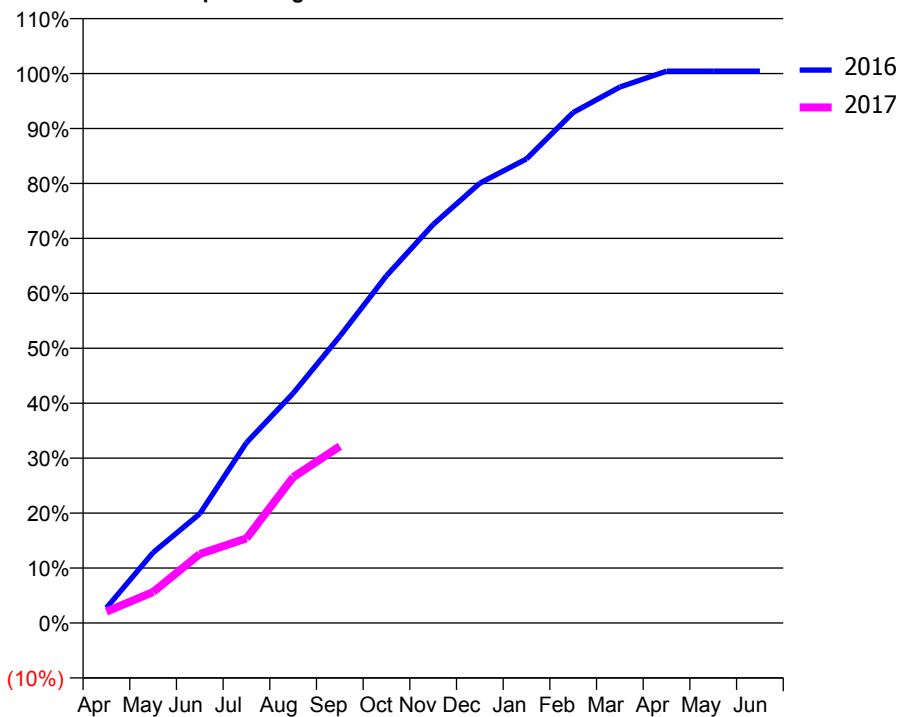
### ACCESS\*

Patients seen in 24 months	Total	Change since previous quarter
Quarter ending September 2015	5,776	
Quarter ending December 2015	5,757	→
Quarter ending March 2016	5,556	↓
Quarter ending June 2016	5,416	↓
Quarter ending September 2016	5,259	↓
<b>Variance since September 2015</b>	<b>(9.0%)</b>	<b>↓</b>



### ACTIVITY

Cumulative percentage of contracted UDA delivered 2016 & 2017



Month	Adjusted Scheduled Activity (UDA)	
	2016	2017
April	366	275
May	1,700	749
June	2,637	1,665
July	4,353	2,043
August	5,543	3,520
September	6,921	4,265
October	8,382	
November	9,619	
December	10,617	
January	11,203	
February	12,321	
March	12,938	
April	13,318	
May	13,318	
June	13,318	

### QUALITY

	Quantity	Base Number	Contract	AT	Region	England
% of FP17s for the same patient ID Re-attending within 3 months - Children	64	1,087	5.9%	10.3%	11.8%	12.4%
% of FP17s for the same patient ID Re-attending within 3 months - Adults	188	1,794	10.5%	15.1%	16.6%	16.7%
% of FP17s for the same patient ID Re-attending between 3 & 9 months - Children	595	1,087	54.7%	60.7%	60.2%	57.4%
% of FP17s for the same patient ID Re-attending between 3 & 9 months - Adults	952	1,794	53.1%	52.7%	52.0%	50.5%
% of FP17s for Band 1 Urgent Courses	251	2,699	9.3%	9.6%	9.4%	9.1%
% of FP17s Relating to Free Repair or Replacements	10	2,699	0.4%	0.7%	0.7%	0.8%
% of FP17s Relating to Continuations	21	2,699	0.8%	1.3%	1.2%	1.3%
% of Patients satisfied with the dentistry they have received	0	1	N/A	91.6%	93.6%	93.2%
% of Patients satisfied with the time they had to wait for an appointment	1	1	N/A	87.7%	89.1%	89.0%

\* This is based on patients treated on this contract for their most recent course of treatment. Figures in italics indicate the base number of FP17s or Patient Questionnaire responses are less than 100. N/A is shown where the base number of responses is less than 10 during the period. % is calculated as Quantity/Base number\*100

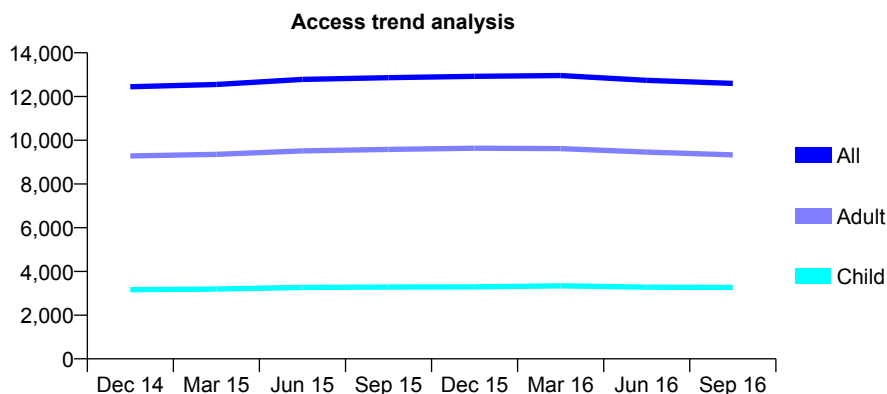
## Q70 - Vital Signs At a Glance Contract Report for 101281/0193 - September 2016

Name or company name	OASIS DENTAL CARE LTD
Contract type name	GDS Contract
Purpose of contract	General
Contract start date	01/02/2009
Contract end date	

16/17 Contracted general activity (UDA)	34,227
Carry forward general activity (UDA)	0
16/17 Contracted orthodontic activity (UOA)	0
Carry forward orthodontic activity (UOA)	0
Baseline contract value	£748,810.79

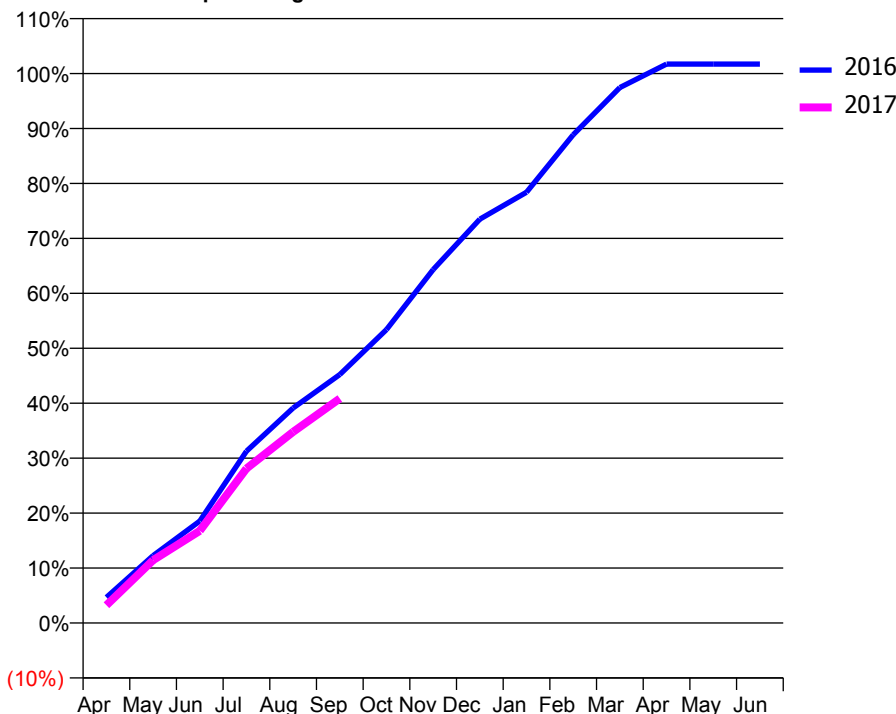
### ACCESS\*

Patients seen in 24 months	Total	Change since previous quarter
Quarter ending September 2015	12,863	
Quarter ending December 2015	12,926	→
Quarter ending March 2016	12,957	→
Quarter ending June 2016	12,738	↓
Quarter ending September 2016	12,597	↓
<b>Variance since September 2015</b>	<b>(2.1%)</b>	<b>↓</b>



### ACTIVITY

Cumulative percentage of contracted UDA delivered 2016 & 2017



Month	Adjusted Scheduled Activity (UDA)	
	2016	2017
April	1,597	1,107
May	4,202	3,920
June	6,351	5,739
July	10,705	9,622
August	13,391	11,902
September	15,479	13,987
October	18,279	
November	22,011	
December	25,154	
January	26,830	
February	30,413	
March	33,350	
April	34,810	
May	34,814	
June	34,814	

### QUALITY

	Quantity	Base Number	Contract	AT	Region	England
% of FP17s for the same patient ID Re-attending within 3 months - Children	177	2,272	7.8%	10.3%	11.8%	12.4%
% of FP17s for the same patient ID Re-attending within 3 months - Adults	837	6,262	13.4%	15.1%	16.6%	16.7%
% of FP17s for the same patient ID Re-attending between 3 & 9 months - Children	1,448	2,272	63.7%	60.7%	60.2%	57.4%
% of FP17s for the same patient ID Re-attending between 3 & 9 months - Adults	4,066	6,262	64.9%	52.7%	52.0%	50.5%
% of FP17s for Band 1 Urgent Courses	638	7,830	8.1%	9.6%	9.4%	9.1%
% of FP17s Relating to Free Repair or Replacements	37	7,830	0.5%	0.7%	0.7%	0.8%
% of FP17s Relating to Continuations	131	7,830	1.7%	1.3%	1.2%	1.3%
% of Patients satisfied with the dentistry they have received	3	5	N/A	91.6%	93.6%	93.2%
% of Patients satisfied with the time they had to wait for an appointment	4	5	N/A	87.7%	89.1%	89.0%

\* This is based on patients treated on this contract for their most recent course of treatment. Figures in italics indicate the base number of FP17s or Patient Questionnaire responses are less than 100. N/A is shown where the base number of responses is less than 10 during the period. % is calculated as Quantity/Base number\*100

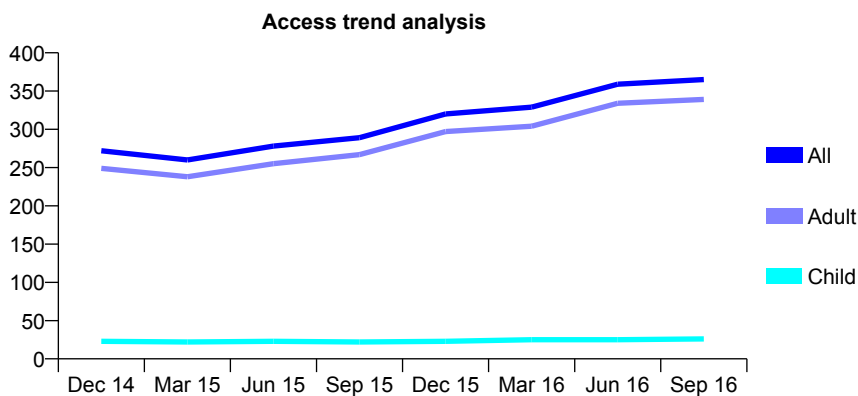
## Q70 - Vital Signs At a Glance Contract Report for 101281/0216 - September 2016

Name or company name	OASIS DENTAL CARE LTD
Contract type name	GDS Contract
Purpose of contract	General
Contract start date	01/04/2010
Contract end date	

16/17 Contracted general activity (UDA)	873
Carry forward general activity (UDA)	0
16/17 Contracted orthodontic activity (UOA)	0
Carry forward orthodontic activity (UOA)	0
Baseline contract value	£0.00

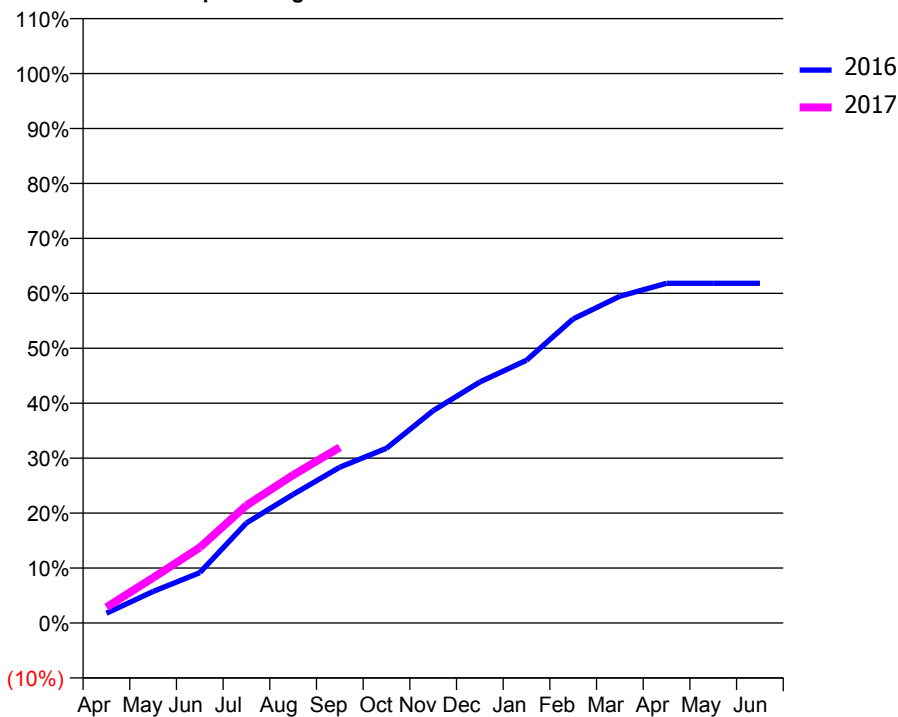
### ACCESS\*

Patients seen in 24 months	Total	Change since previous quarter
Quarter ending September 2015	289	
Quarter ending December 2015	320	↑
Quarter ending March 2016	329	↑
Quarter ending June 2016	359	↑
Quarter ending September 2016	365	→
<b>Variance since September 2015</b>	<b>26.3%</b>	<b>↑</b>



### ACTIVITY

Cumulative percentage of contracted UDA delivered 2016 & 2017



Month	Adjusted Scheduled Activity (UDA)	
	2016	2017
April	16	25
May	50	72
June	80	120
July	159	187
August	204	235
September	248	279
October	278	
November	337	
December	383	
January	417	
February	483	
March	519	
April	540	
May	540	
June	540	

### QUALITY

	Quantity	Base Number	Contract	AT	Region	England
% of FP17s for the same patient ID Re-attending within 3 months - Children	1	20	5.0%	10.3%	11.8%	12.4%
% of FP17s for the same patient ID Re-attending within 3 months - Adults	7	230	3.0%	15.1%	16.6%	16.7%
% of FP17s for the same patient ID Re-attending between 3 & 9 months - Children	0	20	0.0%	60.7%	60.2%	57.4%
% of FP17s for the same patient ID Re-attending between 3 & 9 months - Adults	3	230	1.3%	52.7%	52.0%	50.5%
% of FP17s for Band 1 Urgent Courses	231	233	99.1%	9.6%	9.4%	9.1%
% of FP17s Relating to Free Repair or Replacements	0	233	0.0%	0.7%	0.7%	0.8%
% of FP17s Relating to Continuations	0	233	0.0%	1.3%	1.2%	1.3%
% of Patients satisfied with the dentistry they have received	0	0	N/A	91.6%	93.6%	93.2%
% of Patients satisfied with the time they had to wait for an appointment	0	0	N/A	87.7%	89.1%	89.0%

\* This is based on patients treated on this contract for their most recent course of treatment. Figures in italics indicate the base number of FP17s or Patient Questionnaire responses are less than 100. N/A is shown where the base number of responses is less than 10 during the period. % is calculated as Quantity/Base number\*100

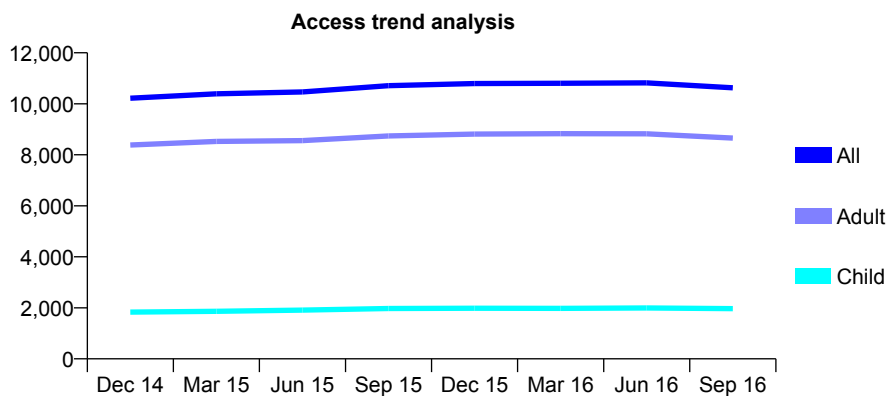
## Q70 - Vital Signs At a Glance Contract Report for 101338/0001 - September 2016

Name or company name	Whitecross Dental Care Limited
Contract type name	GDS Contract
Purpose of contract	General
Contract start date	01/04/2006
Contract end date	

16/17 Contracted general activity (UDA)	33,703
Carry forward general activity (UDA)	0
16/17 Contracted orthodontic activity (UOA)	0
Carry forward orthodontic activity (UOA)	0
Baseline contract value	£806,875.96

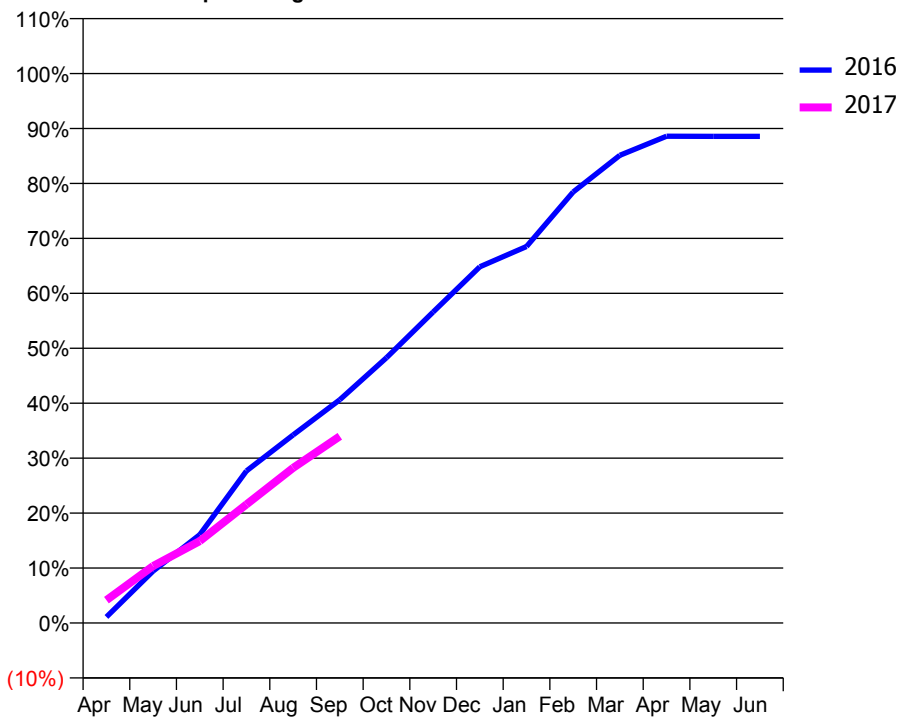
### ACCESS\*

Patients seen in 24 months	Total	Change since previous quarter
Quarter ending September 2015	10,712	
Quarter ending December 2015	10,796	→
Quarter ending March 2016	10,806	→
Quarter ending June 2016	10,819	→
Quarter ending September 2016	10,625	↓
<b>Variance since September 2015</b>	<b>(0.8%)</b>	→



### ACTIVITY

Cumulative percentage of contracted UDA delivered 2016 & 2017



Month	Adjusted Scheduled Activity (UDA)	
	2016	2017
April	374	1,406
May	3,182	3,496
June	5,420	5,028
July	9,331	7,273
August	11,536	9,519
September	13,695	11,457
October	16,275	
November	19,079	
December	21,850	
January	23,095	
February	26,441	
March	28,688	
April	29,855	
May	29,847	
June	29,845	

### QUALITY

	Quantity	Base Number	Contract	AT	Region	England
% of FP17s for the same patient ID Re-attending within 3 months - Children	90	1,143	7.9%	10.3%	11.8%	12.4%
% of FP17s for the same patient ID Re-attending within 3 months - Adults	594	4,991	11.9%	15.1%	16.6%	16.7%
% of FP17s for the same patient ID Re-attending between 3 & 9 months - Children	501	1,143	43.8%	60.7%	60.2%	57.4%
% of FP17s for the same patient ID Re-attending between 3 & 9 months - Adults	2,312	4,991	46.3%	52.7%	52.0%	50.5%
% of FP17s for Band 1 Urgent Courses	587	5,702	10.3%	9.6%	9.4%	9.1%
% of FP17s Relating to Free Repair or Replacements	38	5,702	0.7%	0.7%	0.7%	0.8%
% of FP17s Relating to Continuations	84	5,702	1.5%	1.3%	1.2%	1.3%
% of Patients satisfied with the dentistry they have received	4	5	N/A	91.6%	93.6%	93.2%
% of Patients satisfied with the time they had to wait for an appointment	4	5	N/A	87.7%	89.1%	89.0%

\* This is based on patients treated on this contract for their most recent course of treatment. Figures in italics indicate the base number of FP17s or Patient Questionnaire responses are less than 100. N/A is shown where the base number of responses is less than 10 during the period. % is calculated as Quantity/Base number\*100



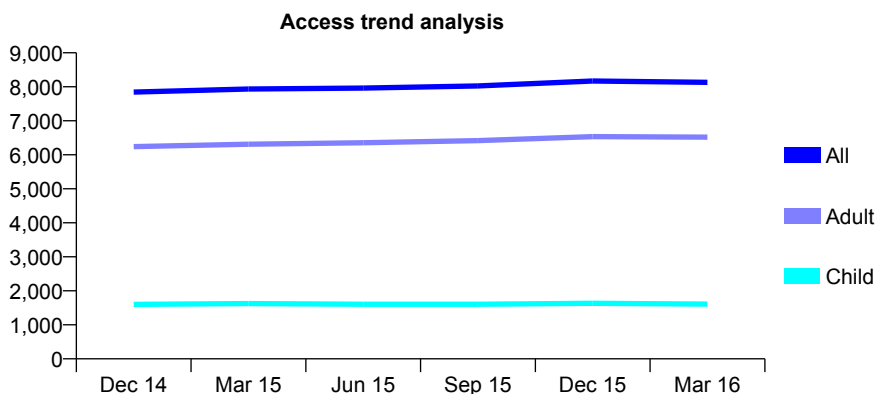
## Q70 - Vital Signs At a Glance Contract Report for 101338/0002 - September 2016

Name or company name	Whitecross Dental Care Limited
Contract type name	GDS Contract
Purpose of contract	General
Contract start date	01/04/2006
Contract end date	

16/17 Contracted general activity (UDA)	26,962
Carry forward general activity (UDA)	0
16/17 Contracted orthodontic activity (UOA)	0
Carry forward orthodontic activity (UOA)	0
Baseline contract value	£645,491.19

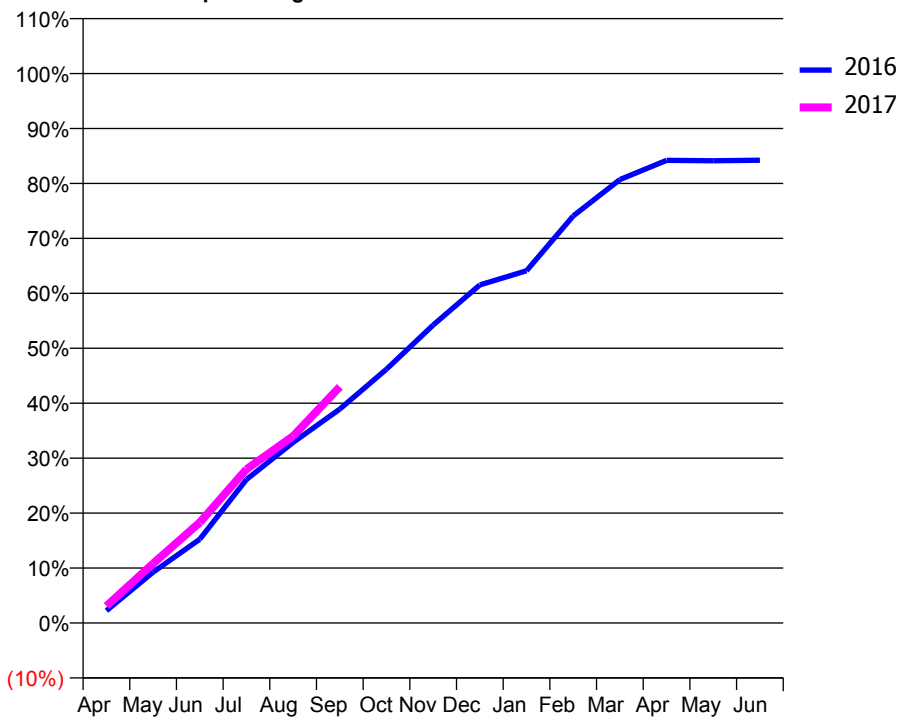
### ACCESS\*

Patients seen in 24 months	Total	Change since previous quarter
Quarter ending September 2015	8,024	
Quarter ending December 2015	8,169	→
Quarter ending March 2016	8,131	→
Quarter ending June 2016	0	
Quarter ending September 2016	0	
<b>Variance since September 2015</b>	N/A	



### ACTIVITY

Cumulative percentage of contracted UDA delivered 2016 & 2017



Month	Adjusted Scheduled Activity (UDA)	
	2016	2017
April	602	832
May	2,498	2,920
June	4,109	4,934
July	7,043	7,550
August	8,860	9,168
September	10,497	11,593
October	12,457	
November	14,621	
December	16,588	
January	17,284	
February	19,972	
March	21,755	
April	22,698	
May	22,679	
June	22,708	

### QUALITY

	Quantity	Base Number	Contract	AT	Region	England
% of FP17s for the same patient ID Re-attending within 3 months - Children	71	1,189	6.0%	10.3%	11.8%	12.4%
% of FP17s for the same patient ID Re-attending within 3 months - Adults	659	4,897	13.5%	15.1%	16.6%	16.7%
% of FP17s for the same patient ID Re-attending between 3 & 9 months - Children	573	1,189	48.2%	60.7%	60.2%	57.4%
% of FP17s for the same patient ID Re-attending between 3 & 9 months - Adults	2,453	4,897	50.1%	52.7%	52.0%	50.5%
% of FP17s for Band 1 Urgent Courses	474	5,729	8.3%	9.6%	9.4%	9.1%
% of FP17s Relating to Free Repair or Replacements	14	5,729	0.2%	0.7%	0.7%	0.8%
% of FP17s Relating to Continuations	157	5,729	2.7%	1.3%	1.2%	1.3%
% of Patients satisfied with the dentistry they have received	5	6	N/A	91.6%	93.6%	93.2%
% of Patients satisfied with the time they had to wait for an appointment	4	6	N/A	87.7%	89.1%	89.0%

\* This is based on patients treated on this contract for their most recent course of treatment. Figures in italics indicate the base number of FP17s or Patient Questionnaire responses are less than 100. N/A is shown where the base number of responses is less than 10 during the period. % is calculated as Quantity/Base number\*100

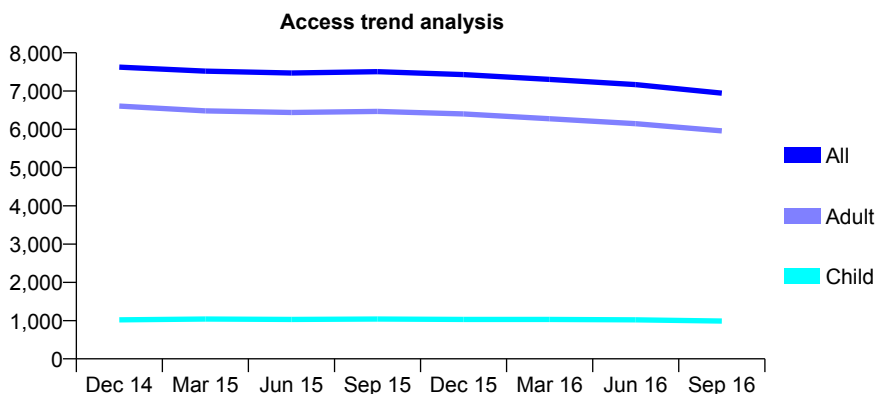
## Q70 - Vital Signs At a Glance Contract Report for 101338/0003 - September 2016

Name or company name	Whitecross Dental Care Limited
Contract type name	GDS Contract
Purpose of contract	General
Contract start date	01/04/2006
Contract end date	

16/17 Contracted general activity (UDA)	24,294
Carry forward general activity (UDA)	0
16/17 Contracted orthodontic activity (UOA)	0
Carry forward orthodontic activity (UOA)	0
Baseline contract value	£678,213.77

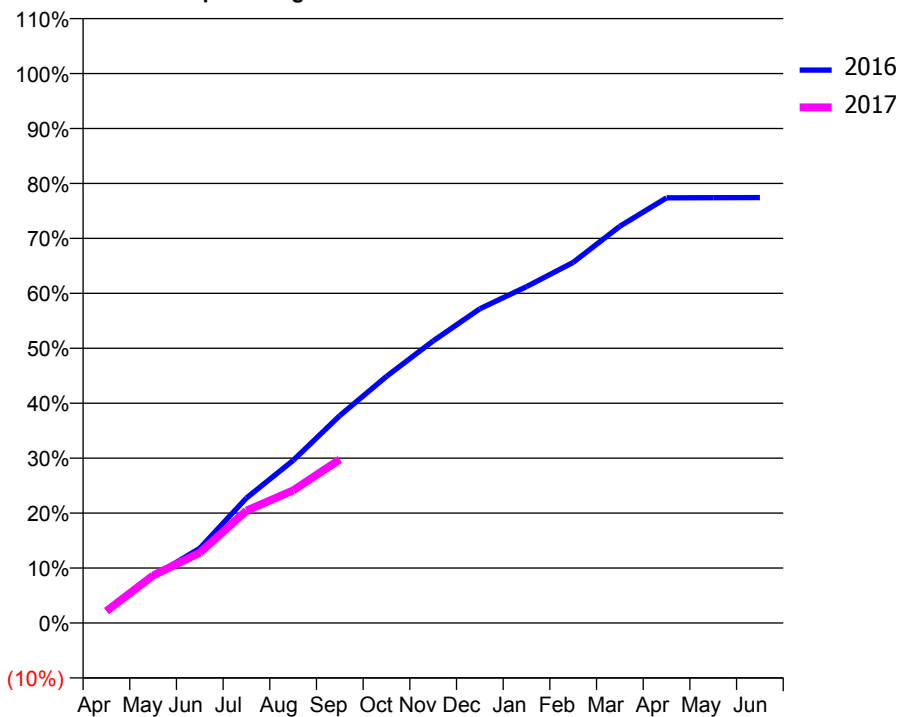
### ACCESS\*

Patients seen in 24 months	Total	Change since previous quarter
Quarter ending September 2015	7,506	
Quarter ending December 2015	7,431	→
Quarter ending March 2016	7,306	↓
Quarter ending June 2016	7,168	↓
Quarter ending September 2016	6,947	↓
<b>Variance since September 2015</b>	<b>(7.4%)</b>	<b>↓</b>



### ACTIVITY

Cumulative percentage of contracted UDA delivered 2016 & 2017



Adjusted Scheduled Activity (UDA)

Month	2016	2017
April	556	525
May	2,068	2,101
June	3,304	3,113
July	5,528	4,970
August	7,188	5,863
September	9,169	7,230
October	10,902	
November	12,472	
December	13,890	
January	14,873	
February	15,946	
March	17,540	
April	18,799	
May	18,802	
June	18,812	

### QUALITY

	Quantity	Base Number	Contract	AT	Region	England
% of FP17s for the same patient ID Re-attending within 3 months - Children	31	632	4.9%	10.3%	11.8%	12.4%
% of FP17s for the same patient ID Re-attending within 3 months - Adults	359	3,255	11.0%	15.1%	16.6%	16.7%
% of FP17s for the same patient ID Re-attending between 3 & 9 months - Children	292	632	46.2%	60.7%	60.2%	57.4%
% of FP17s for the same patient ID Re-attending between 3 & 9 months - Adults	1,353	3,255	41.6%	52.7%	52.0%	50.5%
% of FP17s for Band 1 Urgent Courses	435	3,338	13.0%	9.6%	9.4%	9.1%
% of FP17s Relating to Free Repair or Replacements	19	3,338	0.6%	0.7%	0.7%	0.8%
% of FP17s Relating to Continuations	75	3,338	2.2%	1.3%	1.2%	1.3%
% of Patients satisfied with the dentistry they have received	2	2	N/A	91.6%	93.6%	93.2%
% of Patients satisfied with the time they had to wait for an appointment	2	2	N/A	87.7%	89.1%	89.0%

\* This is based on patients treated on this contract for their most recent course of treatment. Figures in italics indicate the base number of FP17s or Patient Questionnaire responses are less than 100. N/A is shown where the base number of responses is less than 10 during the period. % is calculated as Quantity/Base number\*100

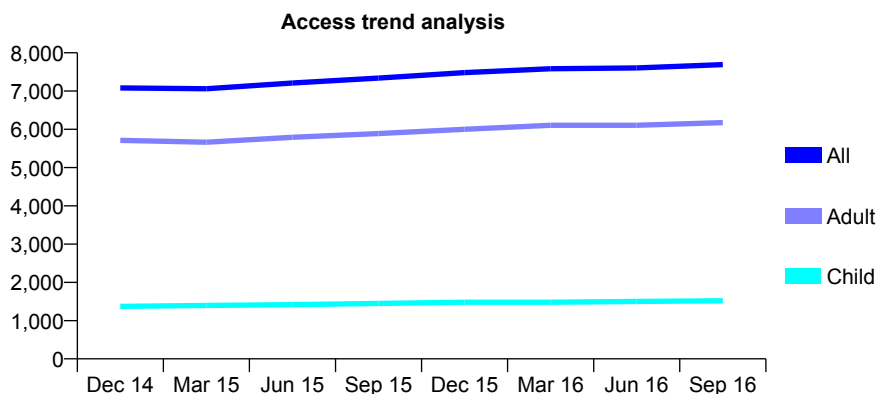
## Q70 - Vital Signs At a Glance Contract Report for 101338/0015 - September 2016

Name or company name	Whitecross Dental Care Limited
Contract type name	GDS Contract
Purpose of contract	General
Contract start date	01/04/2006
Contract end date	

16/17 Contracted general activity (UDA)	24,549
Carry forward general activity (UDA)	0
16/17 Contracted orthodontic activity (UOA)	0
Carry forward orthodontic activity (UOA)	0
Baseline contract value	£685,332.59

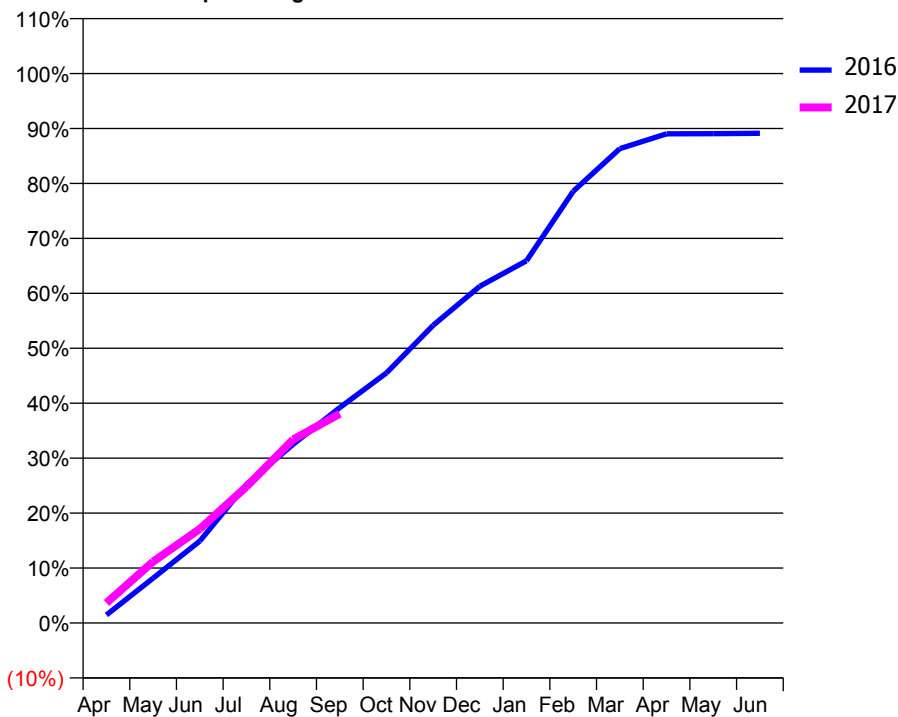
### ACCESS\*

Patients seen in 24 months	Total	Change since previous quarter
Quarter ending September 2015	7,339	
Quarter ending December 2015	7,483	→
Quarter ending March 2016	7,585	→
Quarter ending June 2016	7,606	→
Quarter ending September 2016	7,692	→
<b>Variance since September 2015</b>	<b>4.8%</b>	<b>↑</b>



### ACTIVITY

Cumulative percentage of contracted UDA delivered 2016 & 2017



Month	Adjusted Scheduled Activity (UDA)	
	2016	2017
April	360	898
May	2,004	2,743
June	3,660	4,205
July	6,195	6,089
August	7,983	8,201
September	9,624	9,348
October	11,172	
November	13,302	
December	15,045	
January	16,182	
February	19,289	
March	21,191	
April	21,857	
May	21,861	
June	21,877	

### QUALITY

	Quantity	Base Number	Contract	AT	Region	England
% of FP17s for the same patient ID Re-attending within 3 months - Children	75	1,028	7.3%	10.3%	11.8%	12.4%
% of FP17s for the same patient ID Re-attending within 3 months - Adults	694	3,893	17.8%	15.1%	16.6%	16.7%
% of FP17s for the same patient ID Re-attending between 3 & 9 months - Children	509	1,028	49.5%	60.7%	60.2%	57.4%
% of FP17s for the same patient ID Re-attending between 3 & 9 months - Adults	1,739	3,893	44.7%	52.7%	52.0%	50.5%
% of FP17s for Band 1 Urgent Courses	601	4,577	13.1%	9.6%	9.4%	9.1%
% of FP17s Relating to Free Repair or Replacements	23	4,577	0.5%	0.7%	0.7%	0.8%
% of FP17s Relating to Continuations	137	4,577	3.0%	1.3%	1.2%	1.3%
% of Patients satisfied with the dentistry they have received	4	5	N/A	91.6%	93.6%	93.2%
% of Patients satisfied with the time they had to wait for an appointment	4	5	N/A	87.7%	89.1%	89.0%

\* This is based on patients treated on this contract for their most recent course of treatment. Figures in italics indicate the base number of FP17s or Patient Questionnaire responses are less than 100. N/A is shown where the base number of responses is less than 10 during the period. % is calculated as Quantity/Base number\*100

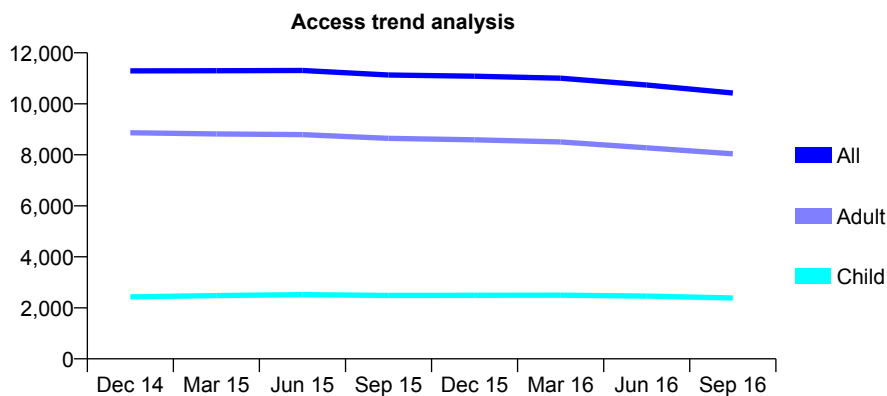
## Q70 - Vital Signs At a Glance Contract Report for 101338/0018 - September 2016

Name or company name	Whitecross Dental Care Limited
Contract type name	GDS Contract
Purpose of contract	General
Contract start date	01/04/2006
Contract end date	

16/17 Contracted general activity (UDA)	34,506
Carry forward general activity (UDA)	0
16/17 Contracted orthodontic activity (UOA)	0
Carry forward orthodontic activity (UOA)	0
Baseline contract value	£925,728.11

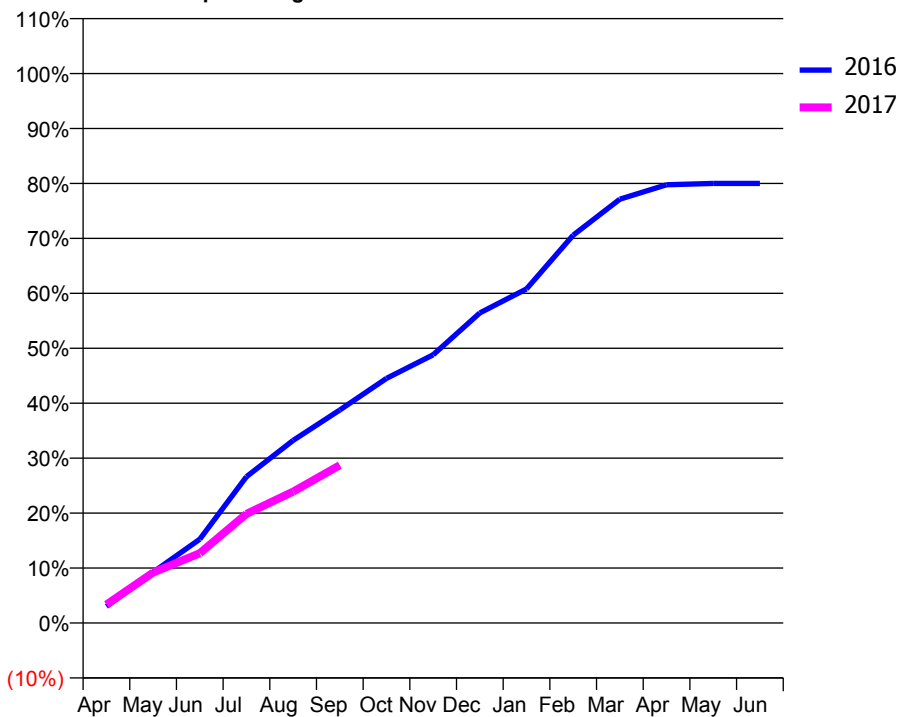
### ACCESS\*

Patients seen in 24 months	Total	Change since previous quarter
Quarter ending September 2015	11,129	
Quarter ending December 2015	11,084	→
Quarter ending March 2016	11,004	→
Quarter ending June 2016	10,736	↓
Quarter ending September 2016	10,425	↓
<b>Variance since September 2015</b>	<b>(6.3%)</b>	<b>↓</b>



### ACTIVITY

Cumulative percentage of contracted UDA delivered 2016 & 2017



Month	Adjusted Scheduled Activity (UDA)	
	2016	2017
April	1,044	1,158
May	3,198	3,167
June	5,266	4,387
July	9,188	6,856
August	11,465	8,252
September	13,378	9,906
October	15,361	
November	16,846	
December	19,476	
January	20,982	
February	24,350	
March	26,617	
April	27,521	
May	27,605	
June	27,604	

### QUALITY

	Quantity	Base Number	Contract	AT	Region	England
% of FP17s for the same patient ID Re-attending within 3 months - Children	54	1,282	4.2%	10.3%	11.8%	12.4%
% of FP17s for the same patient ID Re-attending within 3 months - Adults	304	3,898	7.8%	15.1%	16.6%	16.7%
% of FP17s for the same patient ID Re-attending between 3 & 9 months - Children	676	1,282	52.7%	60.7%	60.2%	57.4%
% of FP17s for the same patient ID Re-attending between 3 & 9 months - Adults	1,595	3,898	40.9%	52.7%	52.0%	50.5%
% of FP17s for Band 1 Urgent Courses	157	4,732	3.3%	9.6%	9.4%	9.1%
% of FP17s Relating to Free Repair or Replacements	33	4,732	0.7%	0.7%	0.7%	0.8%
% of FP17s Relating to Continuations	77	4,732	1.6%	1.3%	1.2%	1.3%
% of Patients satisfied with the dentistry they have received	5	6	N/A	91.6%	93.6%	93.2%
% of Patients satisfied with the time they had to wait for an appointment	5	6	N/A	87.7%	89.1%	89.0%

\* This is based on patients treated on this contract for their most recent course of treatment. Figures in italics indicate the base number of FP17s or Patient Questionnaire responses are less than 100. N/A is shown where the base number of responses is less than 10 during the period. % is calculated as Quantity/Base number\*100

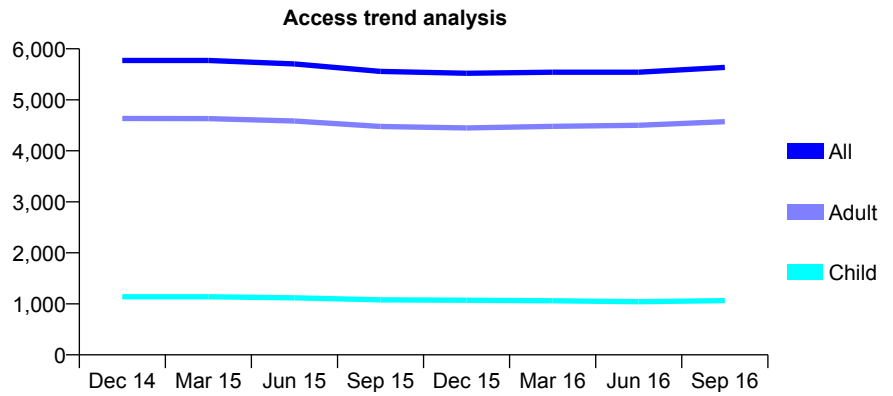
## Q70 - Vital Signs At a Glance Contract Report for 101338/0026 - September 2016

Name or company name	Whitecross Dental Care Limited
Contract type name	GDS Contract
Purpose of contract	General
Contract start date	01/04/2006
Contract end date	

16/17 Contracted general activity (UDA)	16,392
Carry forward general activity (UDA)	0
16/17 Contracted orthodontic activity (UOA)	0
Carry forward orthodontic activity (UOA)	0
Baseline contract value	£392,437.18

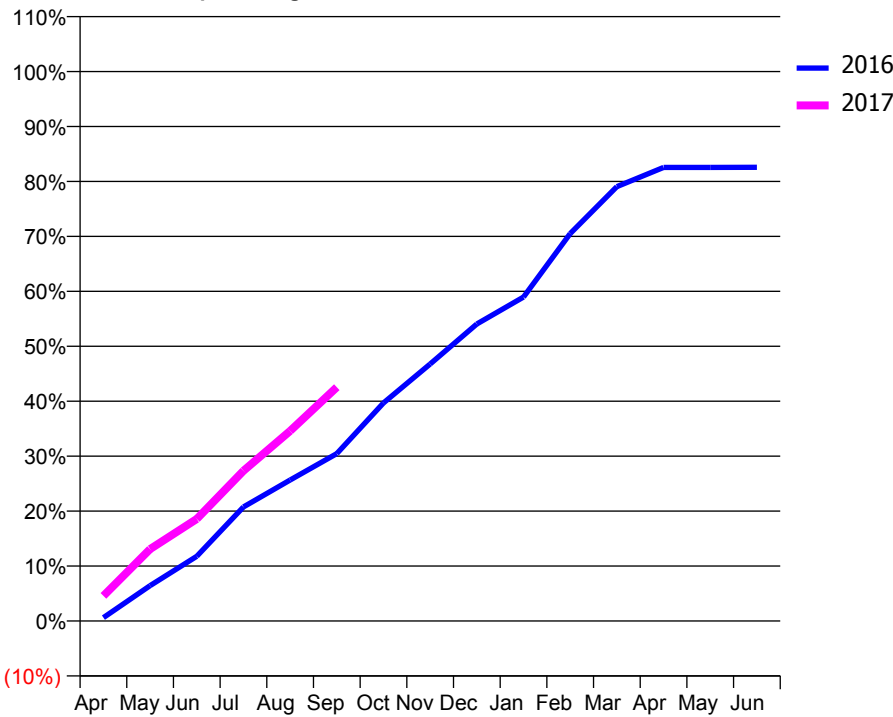
### ACCESS\*

Patients seen in 24 months	Total	Change since previous quarter
Quarter ending September 2015	5,556	
Quarter ending December 2015	5,519	→
Quarter ending March 2016	5,541	→
Quarter ending June 2016	5,542	→
Quarter ending September 2016	5,635	→
<b>Variance since September 2015</b>	<b>1.4%</b>	<b>→</b>



### ACTIVITY

Cumulative percentage of contracted UDA delivered 2016 & 2017



Month	Adjusted Scheduled Activity (UDA)	
	2016	2017
April	103	750
May	1,056	2,147
June	1,932	3,044
July	3,402	4,482
August	4,208	5,670
September	4,996	6,974
October	6,506	
November	7,666	
December	8,862	
January	9,666	
February	11,556	
March	12,956	
April	13,529	
May	13,531	
June	13,535	

### QUALITY

	Quantity	Base Number	Contract	AT	Region	England
% of FP17s for the same patient ID Re-attending within 3 months - Children	41	803	5.1%	10.3%	11.8%	12.4%
% of FP17s for the same patient ID Re-attending within 3 months - Adults	333	3,139	10.6%	15.1%	16.6%	16.7%
% of FP17s for the same patient ID Re-attending between 3 & 9 months - Children	491	803	61.1%	60.7%	60.2%	57.4%
% of FP17s for the same patient ID Re-attending between 3 & 9 months - Adults	1,772	3,139	56.5%	52.7%	52.0%	50.5%
% of FP17s for Band 1 Urgent Courses	319	3,661	8.7%	9.6%	9.4%	9.1%
% of FP17s Relating to Free Repair or Replacements	21	3,661	0.6%	0.7%	0.7%	0.8%
% of FP17s Relating to Continuations	68	3,661	1.9%	1.3%	1.2%	1.3%
% of Patients satisfied with the dentistry they have received	2	2	N/A	91.6%	93.6%	93.2%
% of Patients satisfied with the time they had to wait for an appointment	2	2	N/A	87.7%	89.1%	89.0%

\* This is based on patients treated on this contract for their most recent course of treatment. Figures in italics indicate the base number of FP17s or Patient Questionnaire responses are less than 100. N/A is shown where the base number of responses is less than 10 during the period. % is calculated as Quantity/Base number\*100

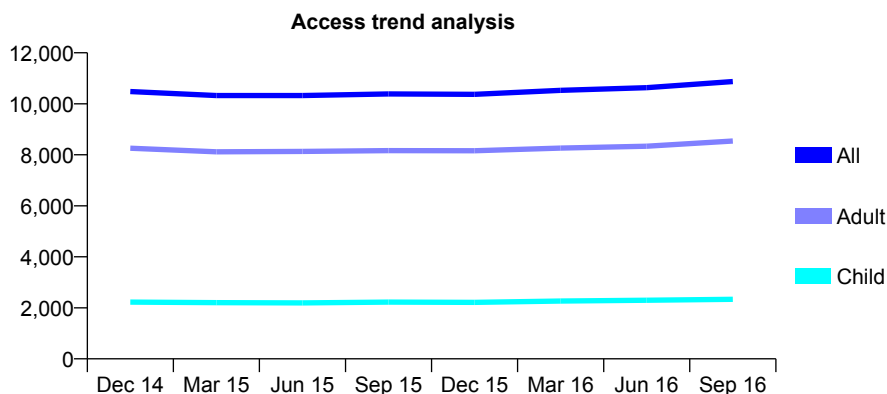
## Q70 - Vital Signs At a Glance Contract Report for 101338/0034 - September 2016

Name or company name	Whitecross Dental Care Limited
Contract type name	GDS Contract
Purpose of contract	General
Contract start date	01/04/2006
Contract end date	

16/17 Contracted general activity (UDA)	34,000
Carry forward general activity (UDA)	0
16/17 Contracted orthodontic activity (UOA)	0
Carry forward orthodontic activity (UOA)	0
Baseline contract value	£949,175.45

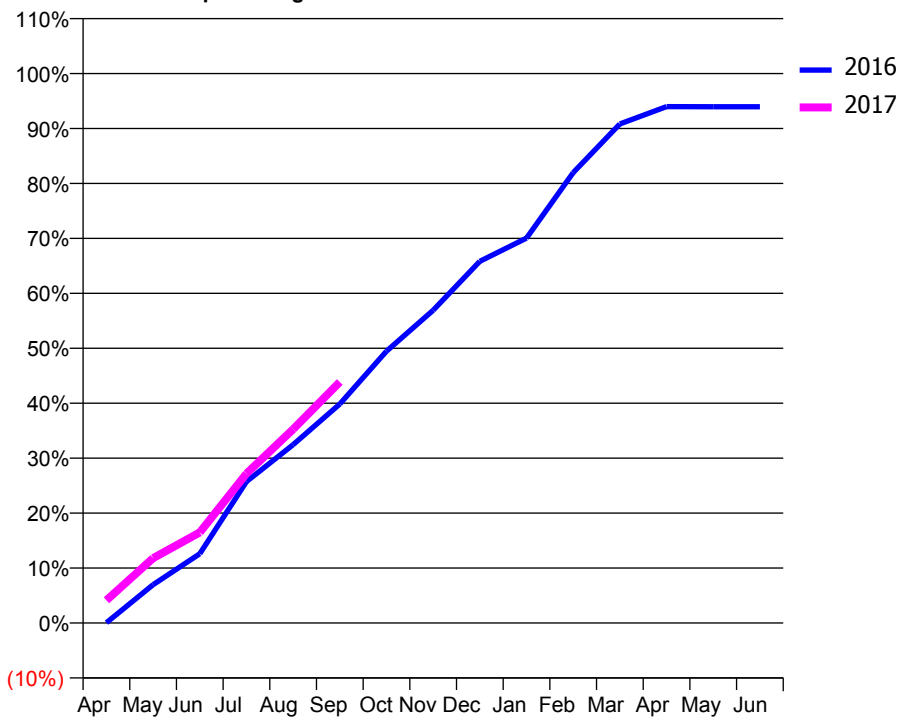
### ACCESS\*

Patients seen in 24 months	Total	Change since previous quarter
Quarter ending September 2015	10,388	
Quarter ending December 2015	10,373	→
Quarter ending March 2016	10,529	→
Quarter ending June 2016	10,634	→
Quarter ending September 2016	10,875	↑
<b>Variance since September 2015</b>	<b>4.7%</b>	<b>↑</b>



### ACTIVITY

Cumulative percentage of contracted UDA delivered 2016 & 2017



Adjusted Scheduled Activity (UDA)

Month	2016	2017
April	22	1,408
May	2,374	4,016
June	4,287	5,603
July	8,752	9,248
August	11,031	11,994
September	13,550	14,915
October	16,815	
November	19,352	
December	22,380	
January	23,815	
February	27,866	
March	30,880	
April	31,948	
May	31,941	
June	31,941	

### QUALITY

	Quantity	Base Number	Contract	AT	Region	England
% of FP17s for the same patient ID Re-attending within 3 months - Children	139	1,670	8.3%	10.3%	11.8%	12.4%
% of FP17s for the same patient ID Re-attending within 3 months - Adults	951	5,955	16.0%	15.1%	16.6%	16.7%
% of FP17s for the same patient ID Re-attending between 3 & 9 months - Children	869	1,670	52.0%	60.7%	60.2%	57.4%
% of FP17s for the same patient ID Re-attending between 3 & 9 months - Adults	2,646	5,955	44.4%	52.7%	52.0%	50.5%
% of FP17s for Band 1 Urgent Courses	886	7,176	12.3%	9.6%	9.4%	9.1%
% of FP17s Relating to Free Repair or Replacements	61	7,176	0.9%	0.7%	0.7%	0.8%
% of FP17s Relating to Continuations	183	7,176	2.6%	1.3%	1.2%	1.3%
% of Patients satisfied with the dentistry they have received	11	11	100.0%	91.6%	93.6%	93.2%
% of Patients satisfied with the time they had to wait for an appointment	8	11	72.7%	87.7%	89.1%	89.0%

\* This is based on patients treated on this contract for their most recent course of treatment. Figures in italics indicate the base number of FP17s or Patient Questionnaire responses are less than 100. N/A is shown where the base number of responses is less than 10 during the period. % is calculated as Quantity/Base number\*100

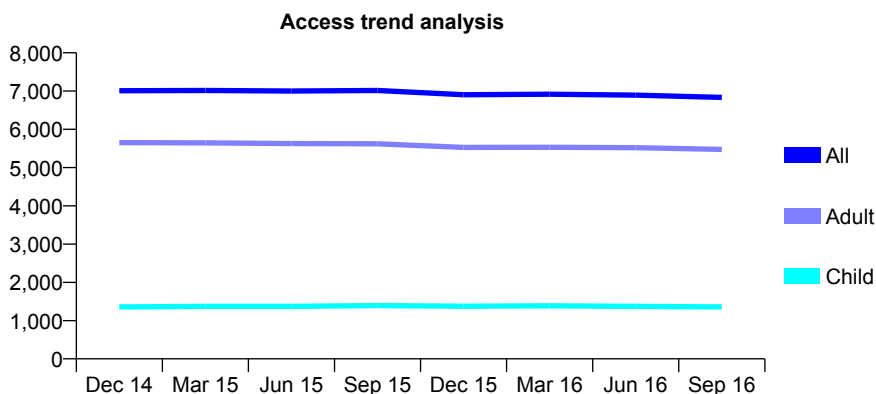
## Q70 - Vital Signs At a Glance Contract Report for 101338/0036 - September 2016

Name or company name	Whitecross Dental Care Limited
Contract type name	GDS Contract
Purpose of contract	General
Contract start date	01/04/2006
Contract end date	

16/17 Contracted general activity (UDA)	20,250
Carry forward general activity (UDA)	240
16/17 Contracted orthodontic activity (UOA)	0
Carry forward orthodontic activity (UOA)	0
Baseline contract value	£565,317.74

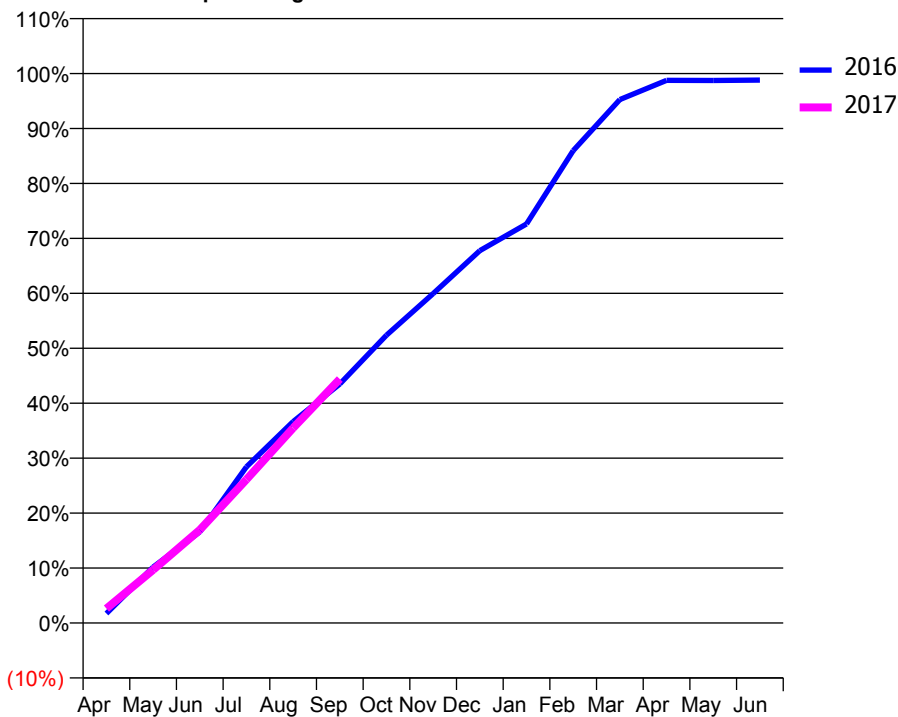
### ACCESS\*

Patients seen in 24 months	Total	Change since previous quarter
Quarter ending September 2015	7,015	
Quarter ending December 2015	6,902	↓
Quarter ending March 2016	6,918	→
Quarter ending June 2016	6,893	→
Quarter ending September 2016	6,833	→
<b>Variance since September 2015</b>	<b>(2.6%)</b>	<b>↓</b>



### ACTIVITY

Cumulative percentage of contracted UDA delivered 2016 & 2017



Month	Adjusted Scheduled Activity (UDA)	
	2016	2017
April	352	533
May	2,061	1,958
June	3,357	3,432
July	5,759	5,289
August	7,423	7,189
September	8,809	8,988
October	10,608	
November	12,139	
December	13,723	
January	14,707	
February	17,407	
March	19,292	
April	19,997	
May	19,995	
June	20,010	

### QUALITY

	Quantity	Base Number	Contract	AT	Region	England
% of FP17s for the same patient ID Re-attending within 3 months - Children	47	859	5.5%	10.3%	11.8%	12.4%
% of FP17s for the same patient ID Re-attending within 3 months - Adults	412	3,490	11.8%	15.1%	16.6%	16.7%
% of FP17s for the same patient ID Re-attending between 3 & 9 months - Children	437	859	50.9%	60.7%	60.2%	57.4%
% of FP17s for the same patient ID Re-attending between 3 & 9 months - Adults	1,694	3,490	48.5%	52.7%	52.0%	50.5%
% of FP17s for Band 1 Urgent Courses	456	4,092	11.1%	9.6%	9.4%	9.1%
% of FP17s Relating to Free Repair or Replacements	51	4,092	1.2%	0.7%	0.7%	0.8%
% of FP17s Relating to Continuations	102	4,092	2.5%	1.3%	1.2%	1.3%
% of Patients satisfied with the dentistry they have received	2	3	N/A	91.6%	93.6%	93.2%
% of Patients satisfied with the time they had to wait for an appointment	1	3	N/A	87.7%	89.1%	89.0%

\* This is based on patients treated on this contract for their most recent course of treatment. Figures in italics indicate the base number of FP17s or Patient Questionnaire responses are less than 100. N/A is shown where the base number of responses is less than 10 during the period. % is calculated as Quantity/Base number\*100



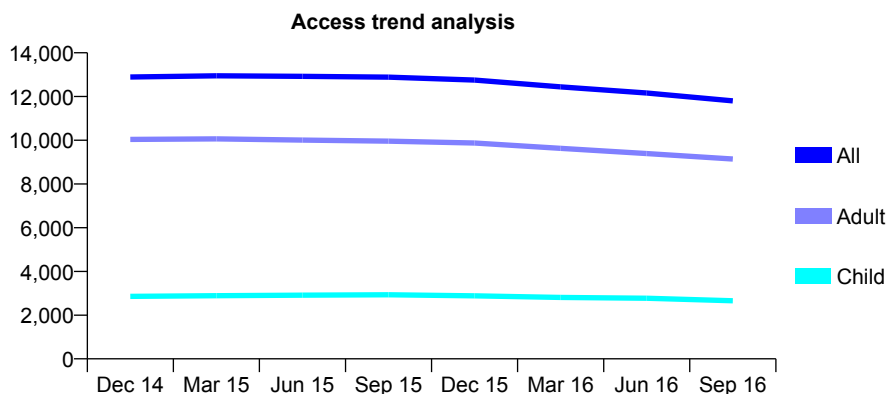
## Q70 - Vital Signs At a Glance Contract Report for 101338/0038 - September 2016

Name or company name	Whitecross Dental Care Limited
Contract type name	GDS Contract
Purpose of contract	General
Contract start date	01/04/2006
Contract end date	

16/17 Contracted general activity (UDA)	34,838
Carry forward general activity (UDA)	0
16/17 Contracted orthodontic activity (UOA)	0
Carry forward orthodontic activity (UOA)	0
Baseline contract value	£1,064,650.16

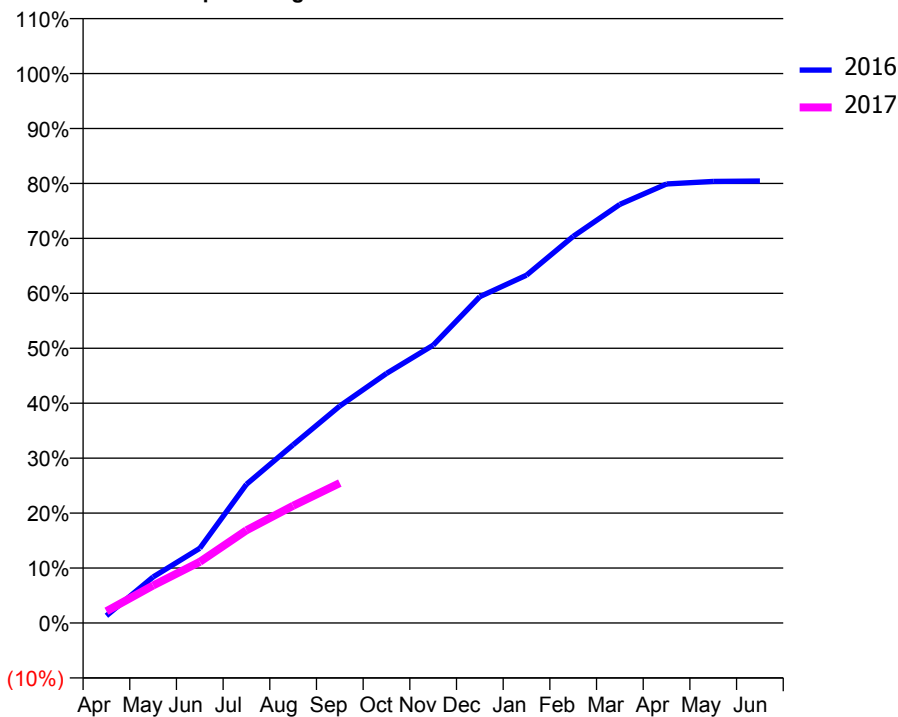
### ACCESS\*

Patients seen in 24 months	Total	Change since previous quarter
Quarter ending September 2015	12,887	
Quarter ending December 2015	12,754	↓
Quarter ending March 2016	12,439	↓
Quarter ending June 2016	12,159	↓
Quarter ending September 2016	11,799	↓
<b>Variance since September 2015</b>	<b>(8.4%)</b>	<b>↓</b>



### ACTIVITY

Cumulative percentage of contracted UDA delivered 2016 & 2017



Month	Adjusted Scheduled Activity (UDA)	
	2016	2017
April	461	748
May	2,918	2,383
June	4,736	3,879
July	8,796	5,882
August	11,301	7,439
September	13,760	8,876
October	15,824	
November	17,611	
December	20,691	
January	22,053	
February	24,509	
March	26,538	
April	27,835	
May	27,995	
June	28,023	

### QUALITY

	Quantity	Base Number	Contract	AT	Region	England
% of FP17s for the same patient ID Re-attending within 3 months - Children	78	1,455	5.4%	10.3%	11.8%	12.4%
% of FP17s for the same patient ID Re-attending within 3 months - Adults	563	4,808	11.7%	15.1%	16.6%	16.7%
% of FP17s for the same patient ID Re-attending between 3 & 9 months - Children	763	1,455	52.4%	60.7%	60.2%	57.4%
% of FP17s for the same patient ID Re-attending between 3 & 9 months - Adults	1,901	4,808	39.5%	52.7%	52.0%	50.5%
% of FP17s for Band 1 Urgent Courses	517	5,413	9.6%	9.6%	9.4%	9.1%
% of FP17s Relating to Free Repair or Replacements	36	5,413	0.7%	0.7%	0.7%	0.8%
% of FP17s Relating to Continuations	82	5,413	1.5%	1.3%	1.2%	1.3%
% of Patients satisfied with the dentistry they have received	6	7	N/A	91.6%	93.6%	93.2%
% of Patients satisfied with the time they had to wait for an appointment	6	7	N/A	87.7%	89.1%	89.0%

\* This is based on patients treated on this contract for their most recent course of treatment. Figures in italics indicate the base number of FP17s or Patient Questionnaire responses are less than 100. N/A is shown where the base number of responses is less than 10 during the period. % is calculated as Quantity/Base number\*100

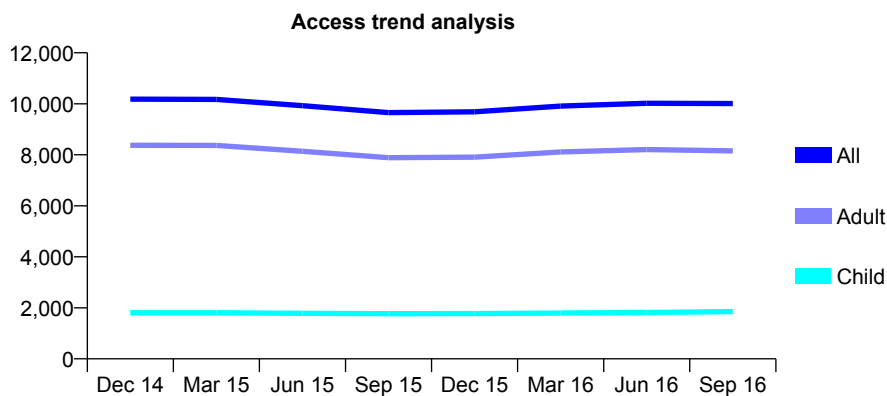
## Q70 - Vital Signs At a Glance Contract Report for 101338/0047 - September 2016

Name or company name	Whitecross Dental Care Limited
Contract type name	GDS Contract
Purpose of contract	General
Contract start date	01/04/2007
Contract end date	

16/17 Contracted general activity (UDA)	34,251
Carry forward general activity (UDA)	0
16/17 Contracted orthodontic activity (UOA)	0
Carry forward orthodontic activity (UOA)	0
Baseline contract value	£1,004,828.80

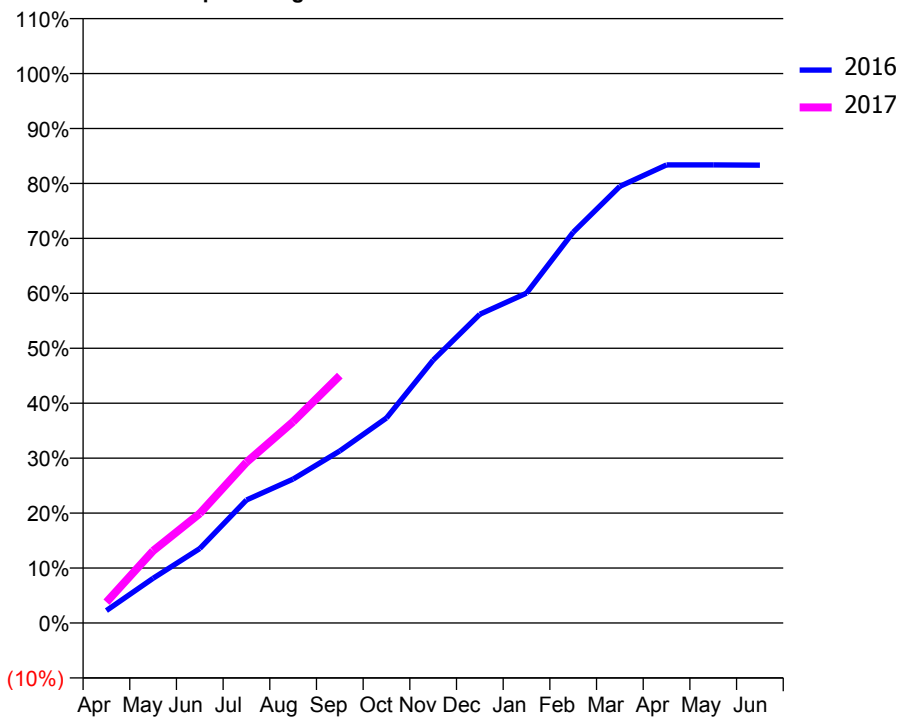
### ACCESS\*

Patients seen in 24 months	Total	Change since previous quarter
Quarter ending September 2015	9,655	
Quarter ending December 2015	9,684	→
Quarter ending March 2016	9,910	↑
Quarter ending June 2016	10,022	→
Quarter ending September 2016	10,008	→
<b>Variance since September 2015</b>	<b>3.7%</b>	<b>↑</b>



### ACTIVITY

Cumulative percentage of contracted UDA delivered 2016 & 2017



Month	Adjusted Scheduled Activity (UDA)	
	2016	2017
April	778	1,302
May	2,791	4,498
June	4,641	6,825
July	7,665	10,021
August	8,968	12,546
September	10,726	15,418
October	12,783	
November	16,387	
December	19,245	
January	20,555	
February	24,359	
March	27,220	
April	28,556	
May	28,556	
June	28,542	

### QUALITY

	Quantity	Base Number	Contract	AT	Region	England
% of FP17s for the same patient ID Re-attending within 3 months - Children	71	1,249	5.7%	10.3%	11.8%	12.4%
% of FP17s for the same patient ID Re-attending within 3 months - Adults	769	5,407	14.2%	15.1%	16.6%	16.7%
% of FP17s for the same patient ID Re-attending between 3 & 9 months - Children	608	1,249	48.7%	60.7%	60.2%	57.4%
% of FP17s for the same patient ID Re-attending between 3 & 9 months - Adults	2,522	5,407	46.6%	52.7%	52.0%	50.5%
% of FP17s for Band 1 Urgent Courses	297	6,176	4.8%	9.6%	9.4%	9.1%
% of FP17s Relating to Free Repair or Replacements	57	6,176	0.9%	0.7%	0.7%	0.8%
% of FP17s Relating to Continuations	216	6,176	3.5%	1.3%	1.2%	1.3%
% of Patients satisfied with the dentistry they have received	6	7	N/A	91.6%	93.6%	93.2%
% of Patients satisfied with the time they had to wait for an appointment	5	7	N/A	87.7%	89.1%	89.0%

\* This is based on patients treated on this contract for their most recent course of treatment. Figures in italics indicate the base number of FP17s or Patient Questionnaire responses are less than 100. N/A is shown where the base number of responses is less than 10 during the period. % is calculated as Quantity/Base number\*100

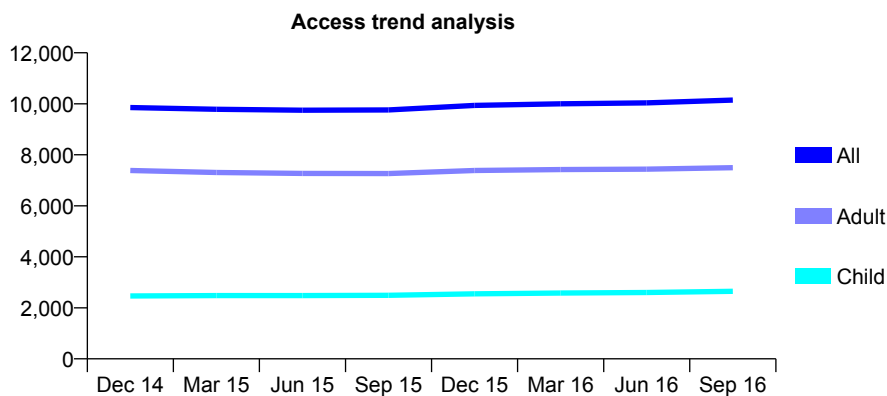
## Q70 - Vital Signs At a Glance Contract Report for 101338/0070 - September 2016

Name or company name	Whitecross Dental Care Limited
Contract type name	GDS Contract
Purpose of contract	General
Contract start date	01/11/2008
Contract end date	

16/17 Contracted general activity (UDA)	28,750
Carry forward general activity (UDA)	0
16/17 Contracted orthodontic activity (UOA)	0
Carry forward orthodontic activity (UOA)	0
Baseline contract value	£687,322.40

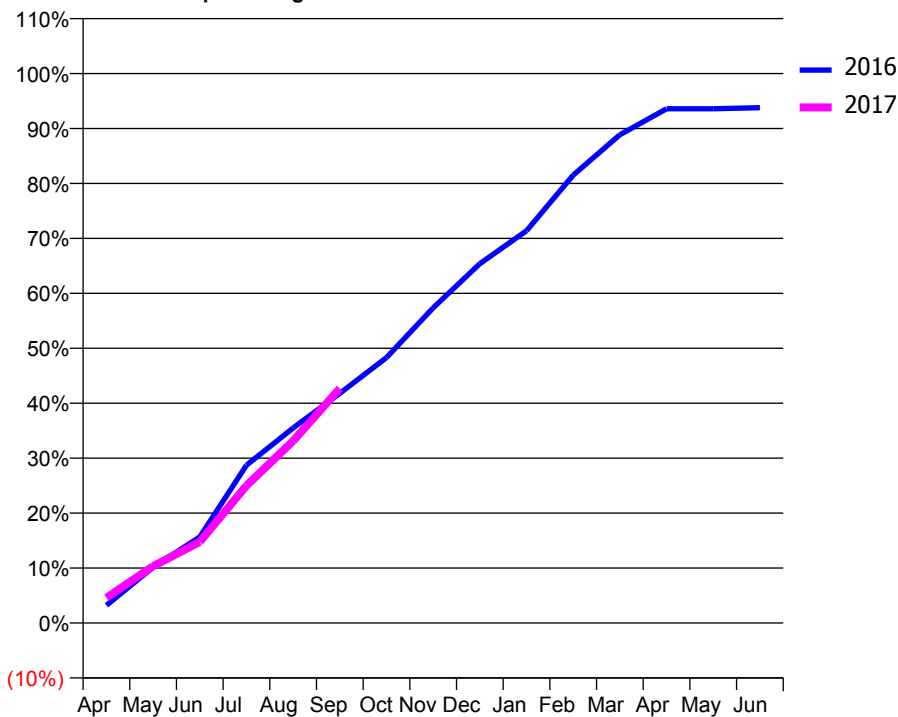
### ACCESS\*

Patients seen in 24 months	Total	Change since previous quarter
Quarter ending September 2015	9,758	
Quarter ending December 2015	9,937	→
Quarter ending March 2016	9,999	→
Quarter ending June 2016	10,036	→
Quarter ending September 2016	10,146	→
<b>Variance since September 2015</b>	<b>4.0%</b>	<b>↑</b>



### ACTIVITY

Cumulative percentage of contracted UDA delivered 2016 & 2017



Month	Adjusted Scheduled Activity (UDA)	
	2016	2017
April	924	1,325
May	2,918	2,977
June	4,503	4,245
July	8,256	7,187
August	10,204	9,528
September	12,019	12,273
October	13,885	
November	16,487	
December	18,801	
January	20,520	
February	23,432	
March	25,545	
April	26,907	
May	26,906	
June	26,959	

### QUALITY

	Quantity	Base Number	Contract	AT	Region	England
% of FP17s for the same patient ID Re-attending within 3 months - Children	116	1,775	6.5%	10.3%	11.8%	12.4%
% of FP17s for the same patient ID Re-attending within 3 months - Adults	610	4,760	12.8%	15.1%	16.6%	16.7%
% of FP17s for the same patient ID Re-attending between 3 & 9 months - Children	805	1,775	45.4%	60.7%	60.2%	57.4%
% of FP17s for the same patient ID Re-attending between 3 & 9 months - Adults	2,315	4,760	48.6%	52.7%	52.0%	50.5%
% of FP17s for Band 1 Urgent Courses	467	5,908	7.9%	9.6%	9.4%	9.1%
% of FP17s Relating to Free Repair or Replacements	20	5,908	0.3%	0.7%	0.7%	0.8%
% of FP17s Relating to Continuations	71	5,908	1.2%	1.3%	1.2%	1.3%
% of Patients satisfied with the dentistry they have received	12	12	100.0%	91.6%	93.6%	93.2%
% of Patients satisfied with the time they had to wait for an appointment	12	12	100.0%	87.7%	89.1%	89.0%

\* This is based on patients treated on this contract for their most recent course of treatment. Figures in italics indicate the base number of FP17s or Patient Questionnaire responses are less than 100. N/A is shown where the base number of responses is less than 10 during the period. % is calculated as Quantity/Base number\*100

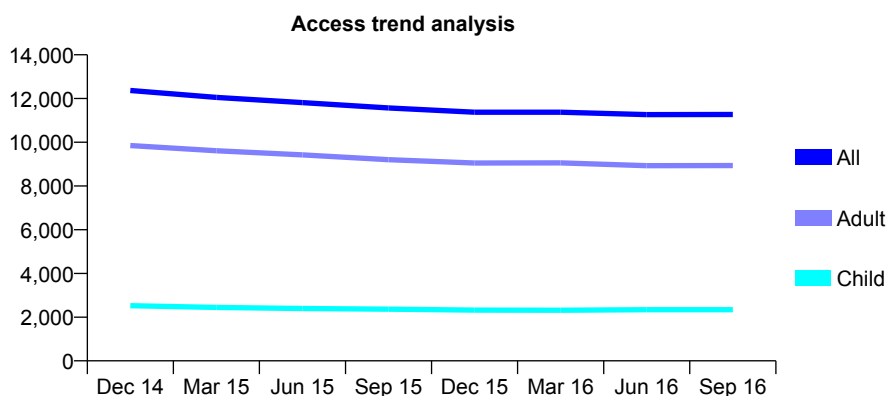
## Q70 - Vital Signs At a Glance Contract Report for 101338/0072 - September 2016

Name or company name	Whitecross Dental Care Limited
Contract type name	GDS Contract
Purpose of contract	General
Contract start date	01/01/2009
Contract end date	

16/17 Contracted general activity (UDA)	40,069
Carry forward general activity (UDA)	0
16/17 Contracted orthodontic activity (UOA)	0
Carry forward orthodontic activity (UOA)	0
Baseline contract value	£1,075,816.18

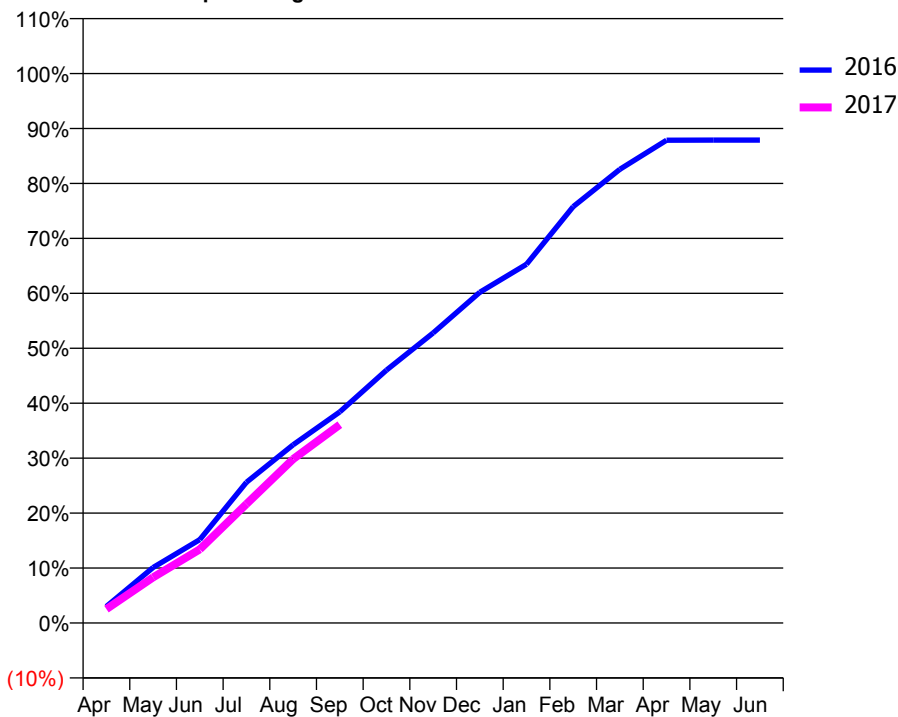
### ACCESS\*

Patients seen in 24 months	Total	Change since previous quarter
Quarter ending September 2015	11,568	
Quarter ending December 2015	11,374	↓
Quarter ending March 2016	11,373	→
Quarter ending June 2016	11,265	→
Quarter ending September 2016	11,271	→
<b>Variance since September 2015</b>	<b>(2.6%)</b>	<b>↓</b>



### ACTIVITY

Cumulative percentage of contracted UDA delivered 2016 & 2017



Month	Adjusted Scheduled Activity (UDA)	
	2016	2017
April	1,210	1,014
May	4,052	3,332
June	6,084	5,376
July	10,264	8,675
August	12,994	11,954
September	15,393	14,460
October	18,440	
November	21,150	
December	24,115	
January	26,158	
February	30,365	
March	33,080	
April	35,206	
May	35,213	
June	35,213	

### QUALITY

	Quantity	Base Number	Contract	AT	Region	England
% of FP17s for the same patient ID Re-attending within 3 months - Children	59	1,550	3.8%	10.3%	11.8%	12.4%
% of FP17s for the same patient ID Re-attending within 3 months - Adults	520	5,603	9.3%	15.1%	16.6%	16.7%
% of FP17s for the same patient ID Re-attending between 3 & 9 months - Children	726	1,550	46.8%	60.7%	60.2%	57.4%
% of FP17s for the same patient ID Re-attending between 3 & 9 months - Adults	2,879	5,603	51.4%	52.7%	52.0%	50.5%
% of FP17s for Band 1 Urgent Courses	393	6,540	6.0%	9.6%	9.4%	9.1%
% of FP17s Relating to Free Repair or Replacements	50	6,540	0.8%	0.7%	0.7%	0.8%
% of FP17s Relating to Continuations	82	6,540	1.3%	1.3%	1.2%	1.3%
% of Patients satisfied with the dentistry they have received	2	2	N/A	91.6%	93.6%	93.2%
% of Patients satisfied with the time they had to wait for an appointment	2	2	N/A	87.7%	89.1%	89.0%

\* This is based on patients treated on this contract for their most recent course of treatment. Figures in italics indicate the base number of FP17s or Patient Questionnaire responses are less than 100. N/A is shown where the base number of responses is less than 10 during the period. % is calculated as Quantity/Base number\*100

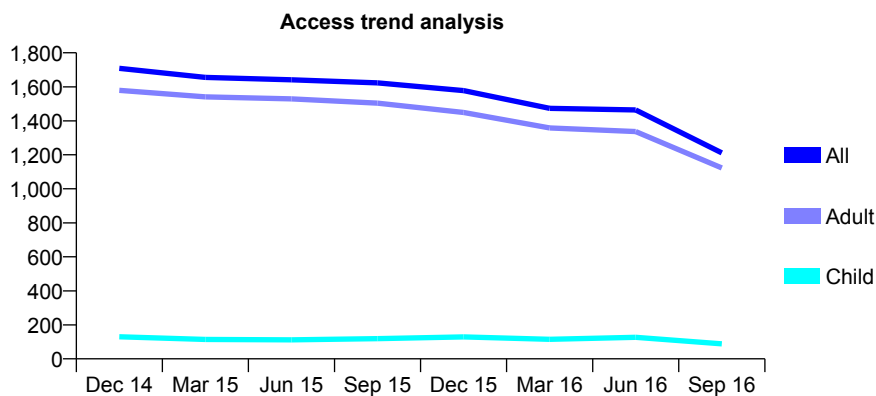
## Q70 - Vital Signs At a Glance Contract Report for 101338/0073 - September 2016

Name or company name	Whitecross Dental Care Limited
Contract type name	GDS Contract
Purpose of contract	General
Contract start date	01/01/2009
Contract end date	

16/17 Contracted general activity (UDA)	6,653
Carry forward general activity (UDA)	0
16/17 Contracted orthodontic activity (UOA)	0
Carry forward orthodontic activity (UOA)	0
Baseline contract value	£181,359.41

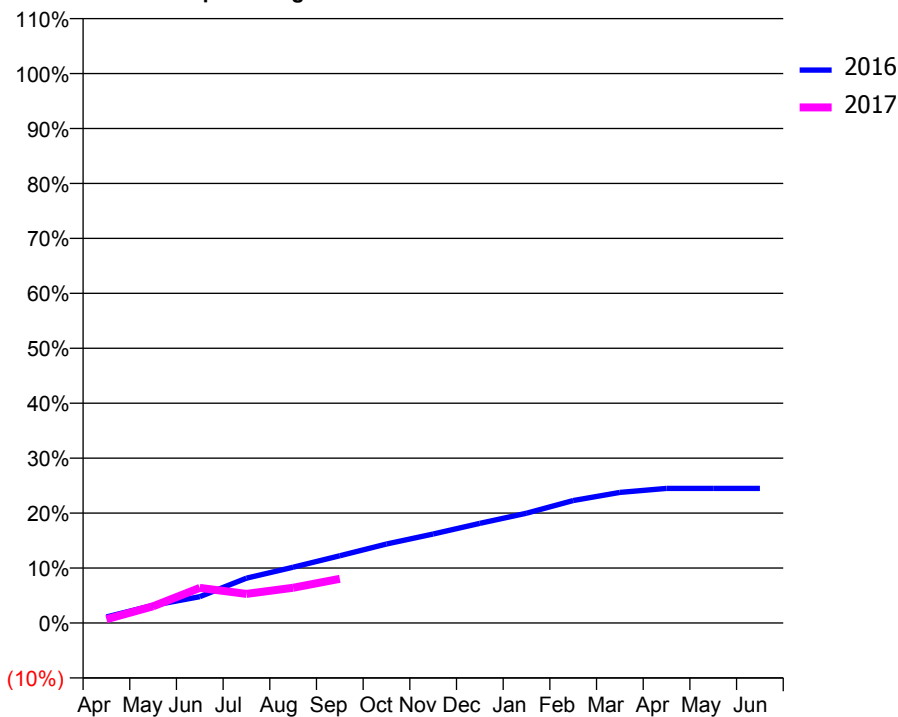
### ACCESS\*

Patients seen in 24 months	Total	Change since previous quarter
Quarter ending September 2015	1,623	
Quarter ending December 2015	1,578	↓
Quarter ending March 2016	1,473	↓
Quarter ending June 2016	1,464	→
Quarter ending September 2016	1,211	↓
<b>Variance since September 2015</b>	<b>(25.4%)</b>	<b>↓</b>



### ACTIVITY

Cumulative percentage of contracted UDA delivered 2016 & 2017



Month	Adjusted Scheduled Activity (UDA)	
	2016	2017
April	73	47
May	214	203
June	319	425
July	544	352
August	676	427
September	815	535
October	957	
November	1,078	
December	1,207	
January	1,330	
February	1,483	
March	1,581	
April	1,630	
May	1,630	
June	1,630	

### QUALITY

	Quantity	Base Number	Contract	AT	Region	England
% of FP17s for the same patient ID Re-attending within 3 months - Children	2	47	4.3%	10.3%	11.8%	12.4%
% of FP17s for the same patient ID Re-attending within 3 months - Adults	41	457	9.0%	15.1%	16.6%	16.7%
% of FP17s for the same patient ID Re-attending between 3 & 9 months - Children	3	47	6.4%	60.7%	60.2%	57.4%
% of FP17s for the same patient ID Re-attending between 3 & 9 months - Adults	29	457	6.3%	52.7%	52.0%	50.5%
% of FP17s for Band 1 Urgent Courses	416	431	96.5%	9.6%	9.4%	9.1%
% of FP17s Relating to Free Repair or Replacements	0	431	0.0%	0.7%	0.7%	0.8%
% of FP17s Relating to Continuations	0	431	0.0%	1.3%	1.2%	1.3%
% of Patients satisfied with the dentistry they have received	0	0	N/A	91.6%	93.6%	93.2%
% of Patients satisfied with the time they had to wait for an appointment	0	0	N/A	87.7%	89.1%	89.0%

\* This is based on patients treated on this contract for their most recent course of treatment. Figures in italics indicate the base number of FP17s or Patient Questionnaire responses are less than 100. N/A is shown where the base number of responses is less than 10 during the period. % is calculated as Quantity/Base number\*100

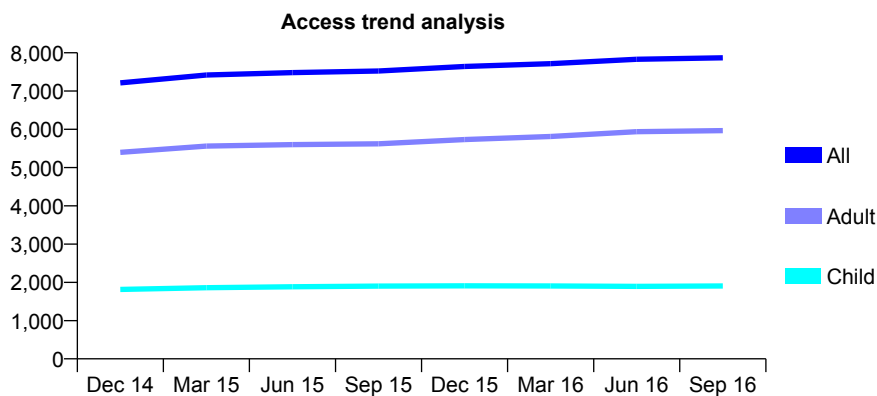
## Q70 - Vital Signs At a Glance Contract Report for 101338/0076 - September 2016

Name or company name	Whitecross Dental Care Limited
Contract type name	GDS Contract
Purpose of contract	General
Contract start date	01/02/2009
Contract end date	

16/17 Contracted general activity (UDA)	23,402
Carry forward general activity (UDA)	0
16/17 Contracted orthodontic activity (UOA)	0
Carry forward orthodontic activity (UOA)	0
Baseline contract value	£540,355.48

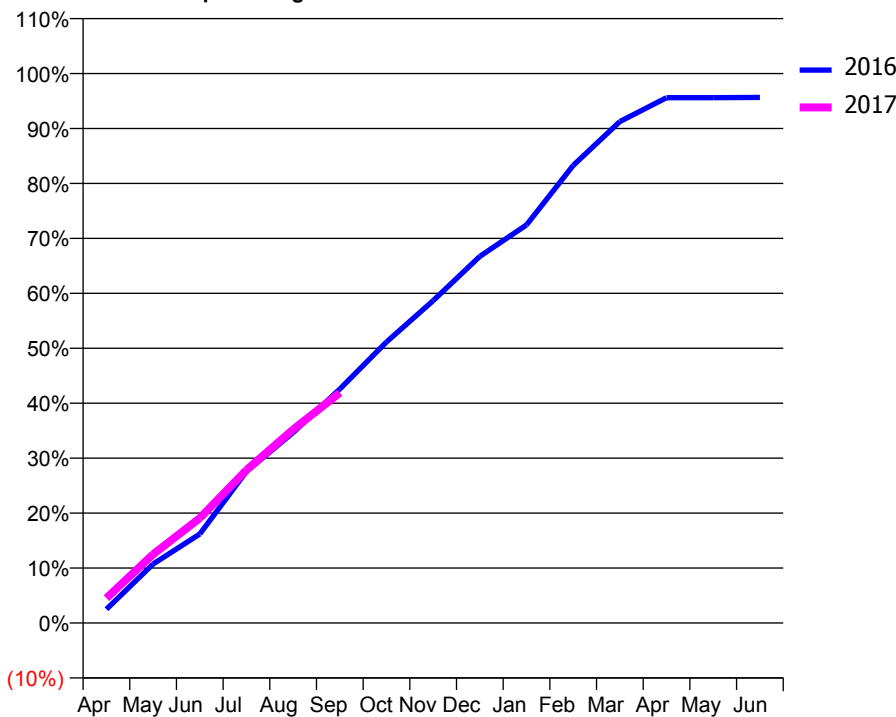
### ACCESS\*

Patients seen in 24 months	Total	Change since previous quarter
Quarter ending September 2015	7,525	
Quarter ending December 2015	7,641	→
Quarter ending March 2016	7,717	→
Quarter ending June 2016	7,831	→
Quarter ending September 2016	7,869	→
<b>Variance since September 2015</b>	<b>4.6%</b>	<b>↑</b>



### ACTIVITY

Cumulative percentage of contracted UDA delivered 2016 & 2017



Month	Adjusted Scheduled Activity (UDA)	
	2016	2017
April	591	1,061
May	2,511	2,926
June	3,789	4,465
July	6,454	6,518
August	8,112	8,243
September	9,963	9,803
October	11,967	
November	13,728	
December	15,612	
January	16,956	
February	19,488	
March	21,356	
April	22,371	
May	22,373	
June	22,383	

### QUALITY

	Quantity	Base Number	Contract	AT	Region	England
% of FP17s for the same patient ID Re-attending within 3 months - Children	104	1,462	7.1%	10.3%	11.8%	12.4%
% of FP17s for the same patient ID Re-attending within 3 months - Adults	401	3,774	10.6%	15.1%	16.6%	16.7%
% of FP17s for the same patient ID Re-attending between 3 & 9 months - Children	908	1,462	62.1%	60.7%	60.2%	57.4%
% of FP17s for the same patient ID Re-attending between 3 & 9 months - Adults	2,112	3,774	56.0%	52.7%	52.0%	50.5%
% of FP17s for Band 1 Urgent Courses	238	4,820	4.9%	9.6%	9.4%	9.1%
% of FP17s Relating to Free Repair or Replacements	30	4,820	0.6%	0.7%	0.7%	0.8%
% of FP17s Relating to Continuations	77	4,820	1.6%	1.3%	1.2%	1.3%
% of Patients satisfied with the dentistry they have received	12	13	92.3%	91.6%	93.6%	93.2%
% of Patients satisfied with the time they had to wait for an appointment	11	13	84.6%	87.7%	89.1%	89.0%

\* This is based on patients treated on this contract for their most recent course of treatment. Figures in italics indicate the base number of FP17s or Patient Questionnaire responses are less than 100. N/A is shown where the base number of responses is less than 10 during the period. % is calculated as Quantity/Base number\*100

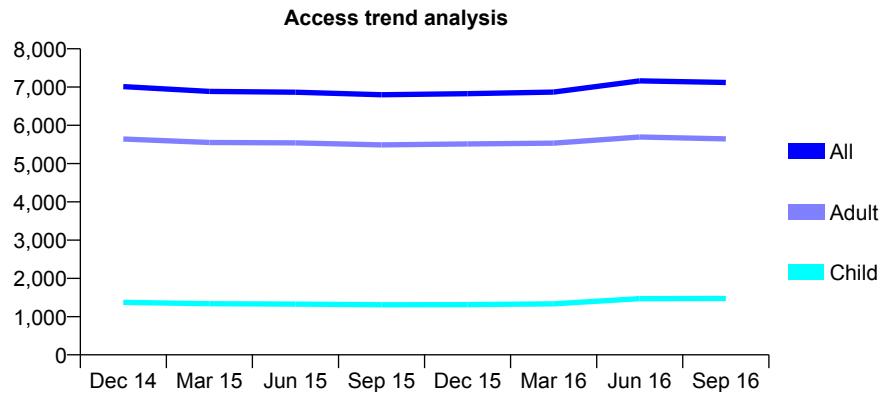
## Q70 - Vital Signs At a Glance Contract Report for 101338/0094 - September 2016

Name or company name	Whitecross Dental Care Limited
Contract type name	GDS Contract
Purpose of contract	General
Contract start date	14/09/2009
Contract end date	

16/17 Contracted general activity (UDA)	20,000
Carry forward general activity (UDA)	157
16/17 Contracted orthodontic activity (UOA)	0
Carry forward orthodontic activity (UOA)	0
Baseline contract value	£546,970.10

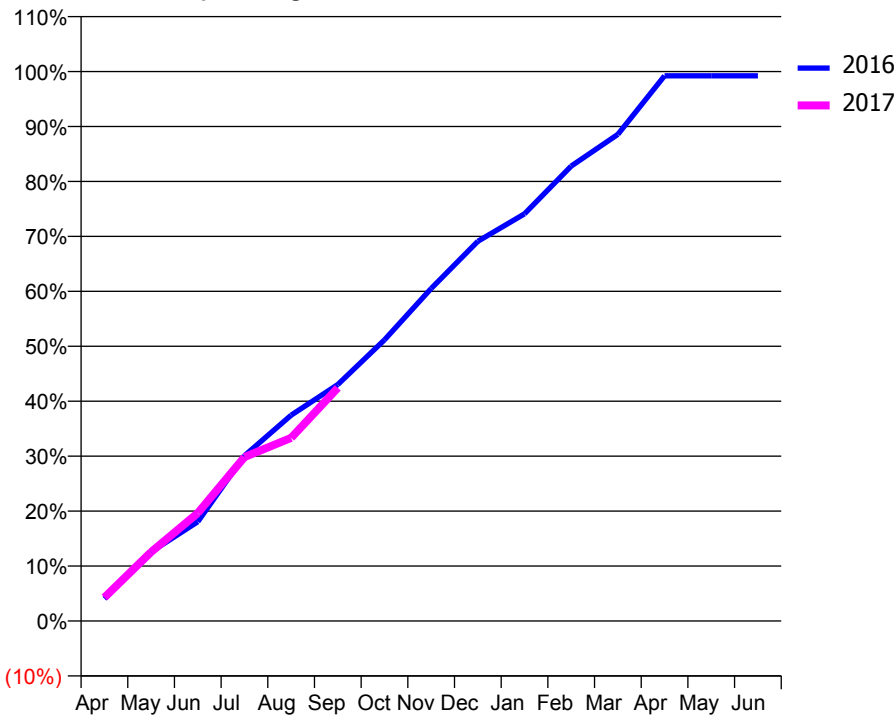
### ACCESS\*

Patients seen in 24 months	Total	Change since previous quarter
Quarter ending September 2015	6,800	
Quarter ending December 2015	6,827	→
Quarter ending March 2016	6,869	→
Quarter ending June 2016	7,163	↑
Quarter ending September 2016	7,121	→
<b>Variance since September 2015</b>	<b>4.7%</b>	<b>↑</b>



### ACTIVITY

Cumulative percentage of contracted UDA delivered 2016 & 2017



Month	Adjusted Scheduled Activity (UDA)	
	2016	2017
April	812	855
May	2,516	2,512
June	3,614	3,929
July	6,017	5,966
August	7,493	6,666
September	8,607	8,484
October	10,233	
November	12,103	
December	13,820	
January	14,818	
February	16,557	
March	17,712	
April	19,842	
May	19,843	
June	19,843	

### QUALITY

	Quantity	Base Number	Contract	AT	Region	England
% of FP17s for the same patient ID Re-attending within 3 months - Children	45	1,011	4.5%	10.3%	11.8%	12.4%
% of FP17s for the same patient ID Re-attending within 3 months - Adults	410	3,733	11.0%	15.1%	16.6%	16.7%
% of FP17s for the same patient ID Re-attending between 3 & 9 months - Children	300	1,011	29.7%	60.7%	60.2%	57.4%
% of FP17s for the same patient ID Re-attending between 3 & 9 months - Adults	1,011	3,733	27.1%	52.7%	52.0%	50.5%
% of FP17s for Band 1 Urgent Courses	274	3,922	7.0%	9.6%	9.4%	9.1%
% of FP17s Relating to Free Repair or Replacements	20	3,922	0.5%	0.7%	0.7%	0.8%
% of FP17s Relating to Continuations	54	3,922	1.4%	1.3%	1.2%	1.3%
% of Patients satisfied with the dentistry they have received	6	7	N/A	91.6%	93.6%	93.2%
% of Patients satisfied with the time they had to wait for an appointment	5	7	N/A	87.7%	89.1%	89.0%

\* This is based on patients treated on this contract for their most recent course of treatment. Figures in italics indicate the base number of FP17s or Patient Questionnaire responses are less than 100. N/A is shown where the base number of responses is less than 10 during the period. % is calculated as Quantity/Base number\*100



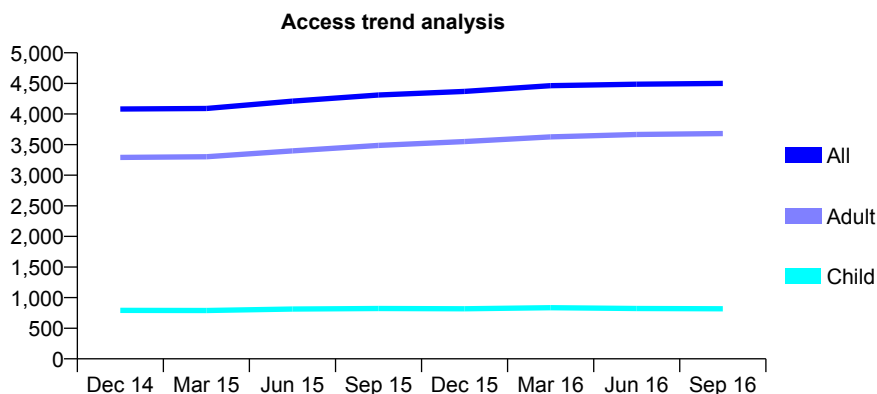
## Q70 - Vital Signs At a Glance Contract Report for 101338/0095 - September 2016

Name or company name	Whitecross Dental Care Limited
Contract type name	GDS Contract
Purpose of contract	General
Contract start date	02/09/2009
Contract end date	

16/17 Contracted general activity (UDA)	12,000
Carry forward general activity (UDA)	0
16/17 Contracted orthodontic activity (UOA)	0
Carry forward orthodontic activity (UOA)	0
Baseline contract value	£328,182.07

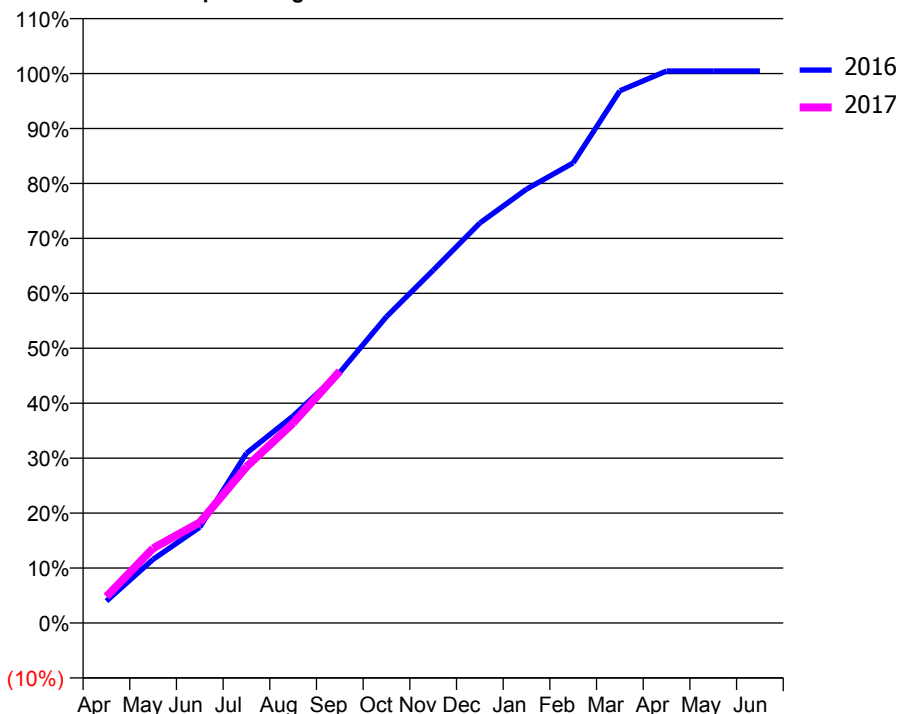
### ACCESS\*

Patients seen in 24 months	Total	Change since previous quarter
Quarter ending September 2015	4,311	
Quarter ending December 2015	4,370	→
Quarter ending March 2016	4,463	↑
Quarter ending June 2016	4,488	→
Quarter ending September 2016	4,500	→
<b>Variance since September 2015</b>	<b>4.4%</b>	<b>↑</b>



### ACTIVITY

Cumulative percentage of contracted UDA delivered 2016 & 2017



Month	Adjusted Scheduled Activity (UDA)	
	2016	2017
April	479	579
May	1,390	1,633
June	2,092	2,197
July	3,708	3,412
August	4,522	4,367
September	5,475	5,499
October	6,690	
November	7,703	
December	8,736	
January	9,474	
February	10,049	
March	11,623	
April	12,056	
May	12,055	
June	12,055	

### QUALITY

	Quantity	Base Number	Contract	AT	Region	England
% of FP17s for the same patient ID Re-attending within 3 months - Children	25	504	5.0%	10.3%	11.8%	12.4%
% of FP17s for the same patient ID Re-attending within 3 months - Adults	138	1,977	7.0%	15.1%	16.6%	16.7%
% of FP17s for the same patient ID Re-attending between 3 & 9 months - Children	287	504	56.9%	60.7%	60.2%	57.4%
% of FP17s for the same patient ID Re-attending between 3 & 9 months - Adults	668	1,977	33.8%	52.7%	52.0%	50.5%
% of FP17s for Band 1 Urgent Courses	123	2,307	5.3%	9.6%	9.4%	9.1%
% of FP17s Relating to Free Repair or Replacements	3	2,307	0.1%	0.7%	0.7%	0.8%
% of FP17s Relating to Continuations	19	2,307	0.8%	1.3%	1.2%	1.3%
% of Patients satisfied with the dentistry they have received	5	5	N/A	91.6%	93.6%	93.2%
% of Patients satisfied with the time they had to wait for an appointment	4	5	N/A	87.7%	89.1%	89.0%

\* This is based on patients treated on this contract for their most recent course of treatment. Figures in italics indicate the base number of FP17s or Patient Questionnaire responses are less than 100. N/A is shown where the base number of responses is less than 10 during the period. % is calculated as Quantity/Base number\*100

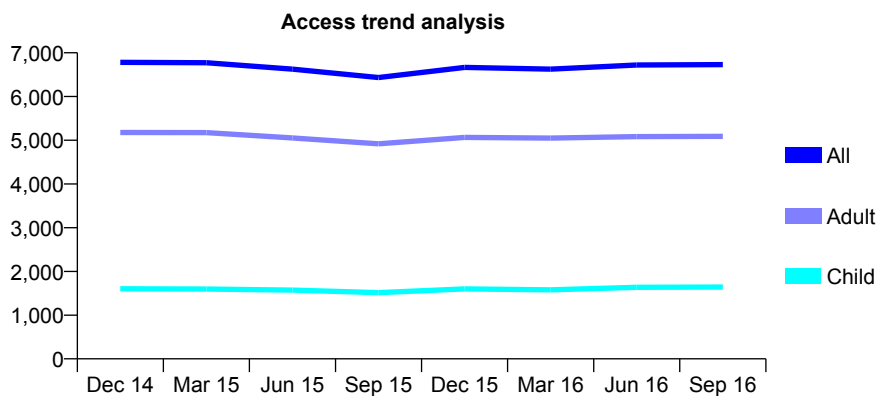
## Q70 - Vital Signs At a Glance Contract Report for 101338/0096 - September 2016

Name or company name	Whitecross Dental Care Limited
Contract type name	GDS Contract
Purpose of contract	General
Contract start date	01/09/2009
Contract end date	

16/17 Contracted general activity (UDA)	23,584
Carry forward general activity (UDA)	0
16/17 Contracted orthodontic activity (UOA)	0
Carry forward orthodontic activity (UOA)	0
Baseline contract value	£666,709.74

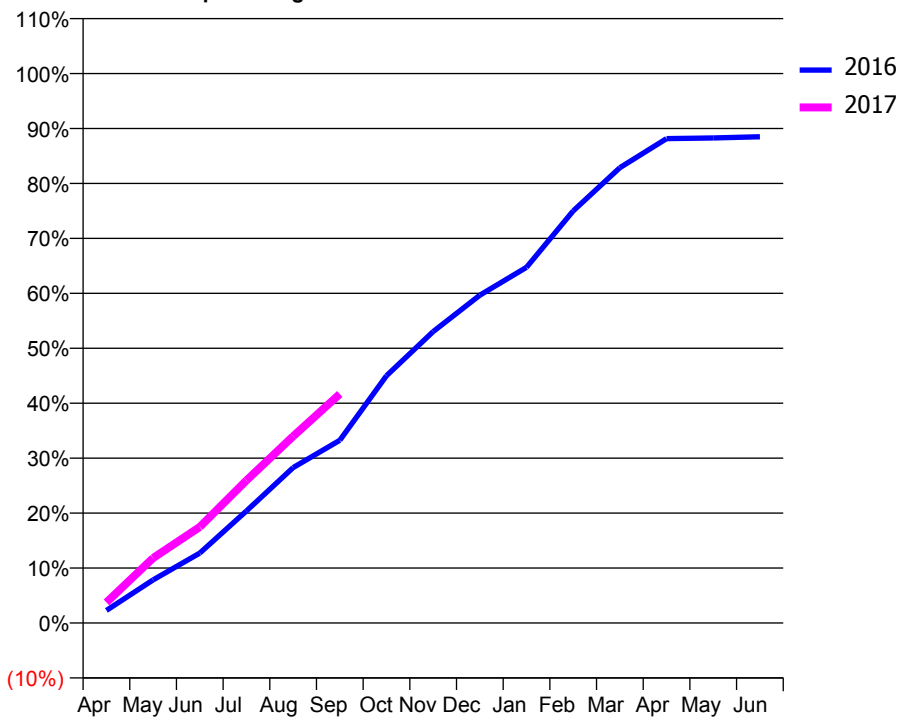
### ACCESS\*

Patients seen in 24 months	Total	Change since previous quarter
Quarter ending September 2015	6,433	
Quarter ending December 2015	6,665	↑
Quarter ending March 2016	6,627	→
Quarter ending June 2016	6,720	→
Quarter ending September 2016	6,731	→
<b>Variance since September 2015</b>	<b>4.6%</b>	<b>↑</b>



### ACTIVITY

Cumulative percentage of contracted UDA delivered 2016 & 2017



Month	Adjusted Scheduled Activity (UDA)	
	2016	2017
April	541	882
May	1,852	2,790
June	3,000	4,123
July	4,808	6,119
August	6,673	8,015
September	7,841	9,830
October	10,616	
November	12,506	
December	14,068	
January	15,266	
February	17,687	
March	19,541	
April	20,787	
May	20,818	
June	20,867	

### QUALITY

	Quantity	Base Number	Contract	AT	Region	England
% of FP17s for the same patient ID Re-attending within 3 months - Children	92	1,263	7.3%	10.3%	11.8%	12.4%
% of FP17s for the same patient ID Re-attending within 3 months - Adults	356	3,679	9.7%	15.1%	16.6%	16.7%
% of FP17s for the same patient ID Re-attending between 3 & 9 months - Children	727	1,263	57.6%	60.7%	60.2%	57.4%
% of FP17s for the same patient ID Re-attending between 3 & 9 months - Adults	2,301	3,679	62.5%	52.7%	52.0%	50.5%
% of FP17s for Band 1 Urgent Courses	198	4,356	4.5%	9.6%	9.4%	9.1%
% of FP17s Relating to Free Repair or Replacements	43	4,356	1.0%	0.7%	0.7%	0.8%
% of FP17s Relating to Continuations	64	4,356	1.5%	1.3%	1.2%	1.3%
% of Patients satisfied with the dentistry they have received	3	3	N/A	91.6%	93.6%	93.2%
% of Patients satisfied with the time they had to wait for an appointment	2	3	N/A	87.7%	89.1%	89.0%

\* This is based on patients treated on this contract for their most recent course of treatment. Figures in italics indicate the base number of FP17s or Patient Questionnaire responses are less than 100. N/A is shown where the base number of responses is less than 10 during the period. % is calculated as Quantity/Base number\*100

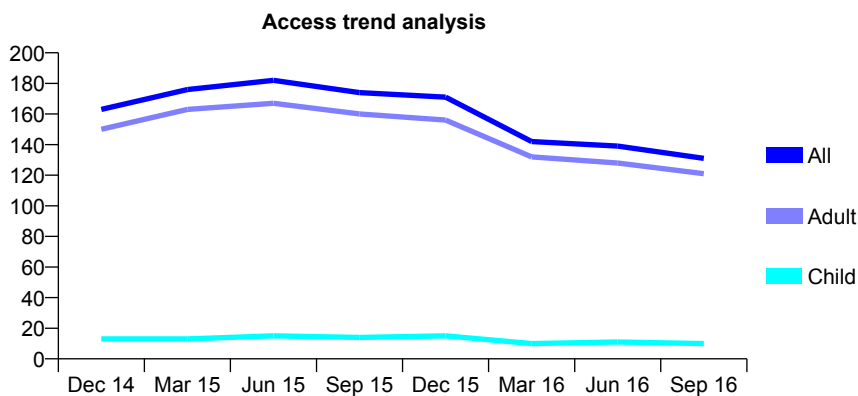
## Q70 - Vital Signs At a Glance Contract Report for 101338/0117 - September 2016

Name or company name	Whitecross Dental Care Limited
Contract type name	GDS Contract
Purpose of contract	General
Contract start date	01/04/2010
Contract end date	

16/17 Contracted general activity (UDA)	528
Carry forward general activity (UDA)	0
16/17 Contracted orthodontic activity (UOA)	0
Carry forward orthodontic activity (UOA)	0
Baseline contract value	£0.00

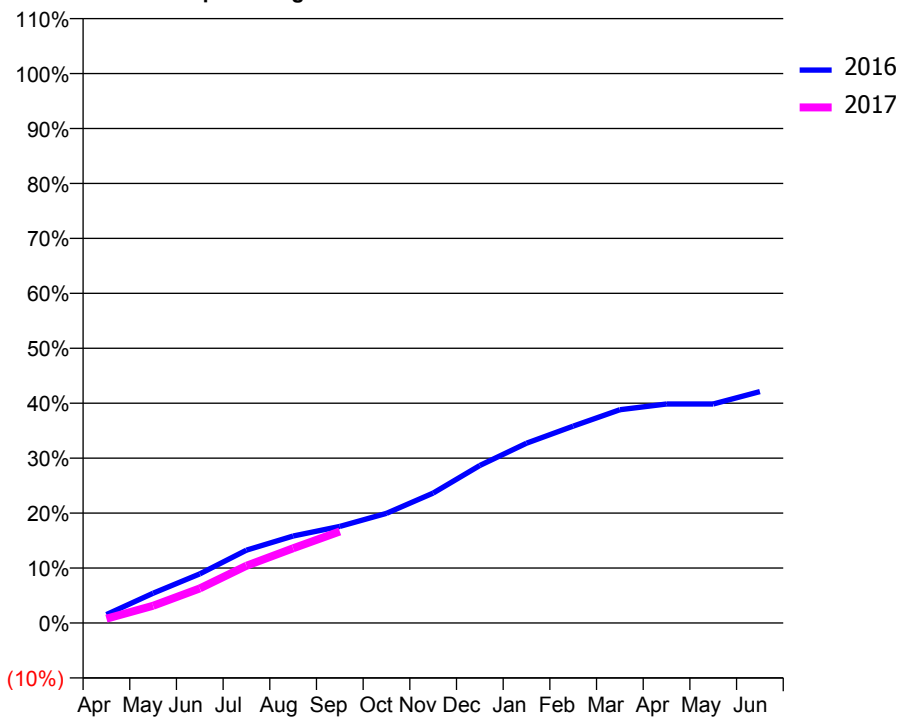
### ACCESS\*

Patients seen in 24 months	Total	Change since previous quarter
Quarter ending September 2015	174	
Quarter ending December 2015	171	↓
Quarter ending March 2016	142	↓
Quarter ending June 2016	139	↓
Quarter ending September 2016	131	↓
<b>Variance since September 2015</b>	<b>(24.7%)</b>	<b>↓</b>



### ACTIVITY

Cumulative percentage of contracted UDA delivered 2016 & 2017



Adjusted Scheduled Activity (UDA)

Month	2016	2017
April	8	4
May	29	17
June	47	33
July	70	55
August	84	72
September	93	88
October	105	
November	125	
December	151	
January	173	
February	189	
March	205	
April	210	
May	210	
June	222	

### QUALITY

	Quantity	Base Number	Contract	AT	Region	England
% of FP17s for the same patient ID Re-attending within 3 months - Children	0	6	0.0%	10.3%	11.8%	12.4%
% of FP17s for the same patient ID Re-attending within 3 months - Adults	0	71	0.0%	15.1%	16.6%	16.7%
% of FP17s for the same patient ID Re-attending between 3 & 9 months - Children	0	6	0.0%	60.7%	60.2%	57.4%
% of FP17s for the same patient ID Re-attending between 3 & 9 months - Adults	0	71	0.0%	52.7%	52.0%	50.5%
% of FP17s for Band 1 Urgent Courses	45	63	71.4%	9.6%	9.4%	9.1%
% of FP17s Relating to Free Repair or Replacements	0	63	0.0%	0.7%	0.7%	0.8%
% of FP17s Relating to Continuations	0	63	0.0%	1.3%	1.2%	1.3%
% of Patients satisfied with the dentistry they have received	0	0	N/A	91.6%	93.6%	93.2%
% of Patients satisfied with the time they had to wait for an appointment	0	0	N/A	87.7%	89.1%	89.0%

\* This is based on patients treated on this contract for their most recent course of treatment. Figures in italics indicate the base number of FP17s or Patient Questionnaire responses are less than 100. N/A is shown where the base number of responses is less than 10 during the period. % is calculated as Quantity/Base number\*100

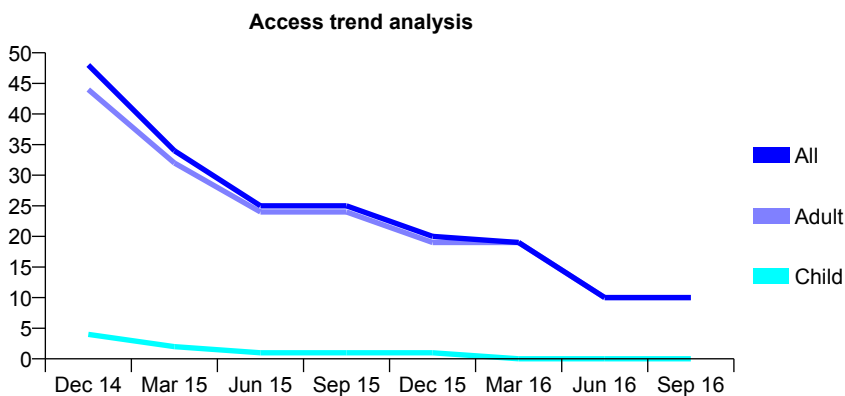
## Q70 - Vital Signs At a Glance Contract Report for 101338/0118 - September 2016

Name or company name	Whitecross Dental Care Limited
Contract type name	GDS Contract
Purpose of contract	General
Contract start date	01/04/2010
Contract end date	

16/17 Contracted general activity (UDA)	62
Carry forward general activity (UDA)	0
16/17 Contracted orthodontic activity (UOA)	0
Carry forward orthodontic activity (UOA)	0
Baseline contract value	£1.01

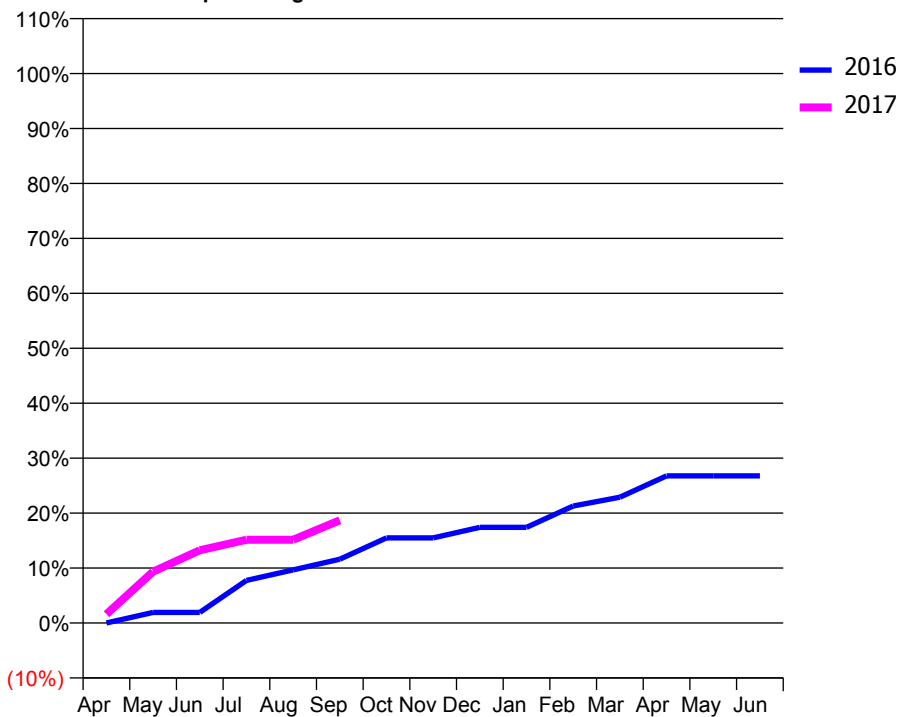
### ACCESS\*

Patients seen in 24 months	Total	Change since previous quarter
Quarter ending September 2015	25	
Quarter ending December 2015	20	↓
Quarter ending March 2016	19	↓
Quarter ending June 2016	10	↓
Quarter ending September 2016	10	→
<b>Variance since September 2015</b>	<b>(60.0%)</b>	<b>↓</b>



### ACTIVITY

Cumulative percentage of contracted UDA delivered 2016 & 2017



### QUALITY

	Quantity	Base Number	Contract	AT	Region	England
% of FP17s for the same patient ID Re-attending within 3 months - Children	0	0	N/A	10.3%	11.8%	12.4%
% of FP17s for the same patient ID Re-attending within 3 months - Adults	0	12	0.0%	15.1%	16.6%	16.7%
% of FP17s for the same patient ID Re-attending between 3 & 9 months - Children	0	0	N/A	60.7%	60.2%	57.4%
% of FP17s for the same patient ID Re-attending between 3 & 9 months - Adults	0	12	0.0%	52.7%	52.0%	50.5%
% of FP17s for Band 1 Urgent Courses	8	10	80.0%	9.6%	9.4%	9.1%
% of FP17s Relating to Free Repair or Replacements	0	10	0.0%	0.7%	0.7%	0.8%
% of FP17s Relating to Continuations	0	10	0.0%	1.3%	1.2%	1.3%
% of Patients satisfied with the dentistry they have received	0	0	N/A	91.6%	93.6%	93.2%
% of Patients satisfied with the time they had to wait for an appointment	0	0	N/A	87.7%	89.1%	89.0%

\* This is based on patients treated on this contract for their most recent course of treatment. Figures in italics indicate the base number of FP17s or Patient Questionnaire responses are less than 100. N/A is shown where the base number of responses is less than 10 during the period. % is calculated as Quantity/Base number\*100

## Q70 - Vital Signs At a Glance Contract Report for 101338/0119 - September 2016

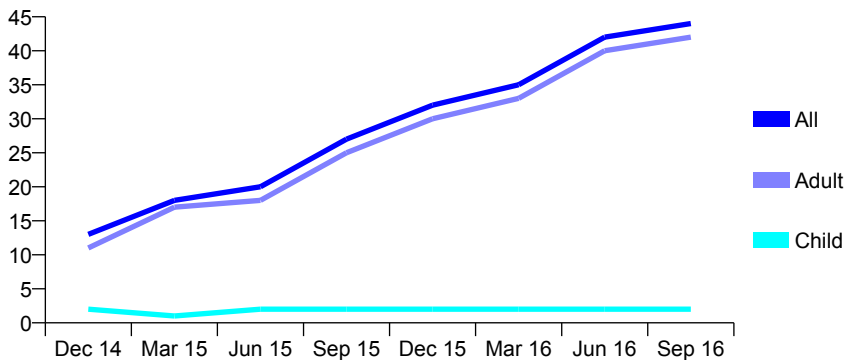
Name or company name	Whitecross Dental Care Limited
Contract type name	GDS Contract
Purpose of contract	General
Contract start date	01/04/2010
Contract end date	

16/17 Contracted general activity (UDA)	250
Carry forward general activity (UDA)	0
16/17 Contracted orthodontic activity (UOA)	0
Carry forward orthodontic activity (UOA)	0
Baseline contract value	£0.00

### ACCESS\*

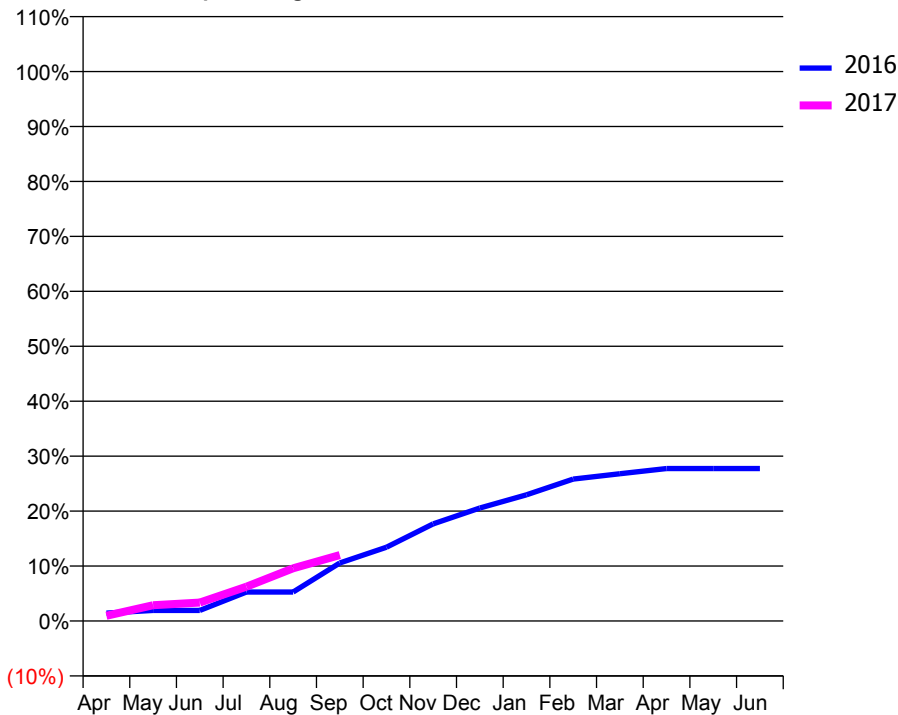
Patients seen in 24 months	Total	Change since previous quarter
Quarter ending September 2015	27	
Quarter ending December 2015	32	↑
Quarter ending March 2016	35	↑
Quarter ending June 2016	42	↑
Quarter ending September 2016	44	↑
<b>Variance since September 2015</b>	<b>63.0%</b>	<b>↑</b>

Access trend analysis



### ACTIVITY

Cumulative percentage of contracted UDA delivered 2016 & 2017



Month	Adjusted Scheduled Activity (UDA)	
	2016	2017
April	4	2
May	5	7
June	5	8
July	13	16
August	13	24
September	26	30
October	34	
November	44	
December	51	
January	57	
February	65	
March	67	
April	69	
May	69	
June	69	

### QUALITY

	Quantity	Base Number	Contract	AT	Region	England
% of FP17s for the same patient ID Re-attending within 3 months - Children	0	0	N/A	10.3%	11.8%	12.4%
% of FP17s for the same patient ID Re-attending within 3 months - Adults	0	27	0.0%	15.1%	16.6%	16.7%
% of FP17s for the same patient ID Re-attending between 3 & 9 months - Children	0	0	N/A	60.7%	60.2%	57.4%
% of FP17s for the same patient ID Re-attending between 3 & 9 months - Adults	0	27	0.0%	52.7%	52.0%	50.5%
% of FP17s for Band 1 Urgent Courses	25	25	100.0%	9.6%	9.4%	9.1%
% of FP17s Relating to Free Repair or Replacements	0	25	0.0%	0.7%	0.7%	0.8%
% of FP17s Relating to Continuations	0	25	0.0%	1.3%	1.2%	1.3%
% of Patients satisfied with the dentistry they have received	0	0	N/A	91.6%	93.6%	93.2%
% of Patients satisfied with the time they had to wait for an appointment	0	0	N/A	87.7%	89.1%	89.0%

\* This is based on patients treated on this contract for their most recent course of treatment. Figures in italics indicate the base number of FP17s or Patient Questionnaire responses are less than 100. N/A is shown where the base number of responses is less than 10 during the period. % is calculated as Quantity/Base number\*100

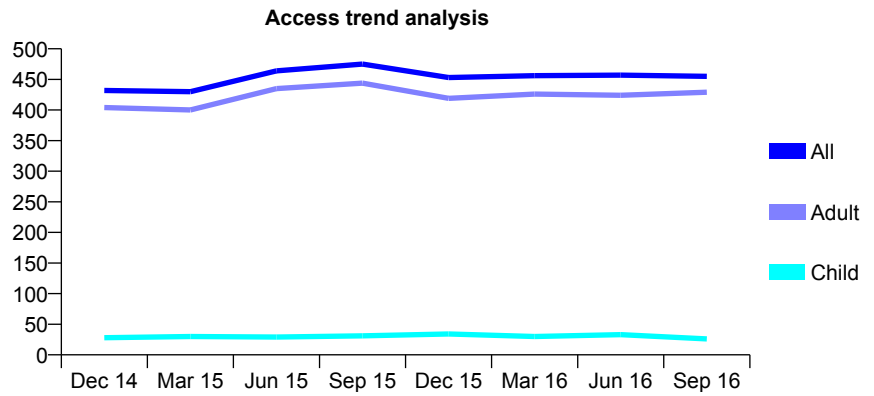
## Q70 - Vital Signs At a Glance Contract Report for 101338/0120 - September 2016

Name or company name	Whitecross Dental Care Limited
Contract type name	GDS Contract
Purpose of contract	General
Contract start date	01/04/2010
Contract end date	

16/17 Contracted general activity (UDA)	1,497
Carry forward general activity (UDA)	0
16/17 Contracted orthodontic activity (UOA)	0
Carry forward orthodontic activity (UOA)	0
Baseline contract value	£0.00

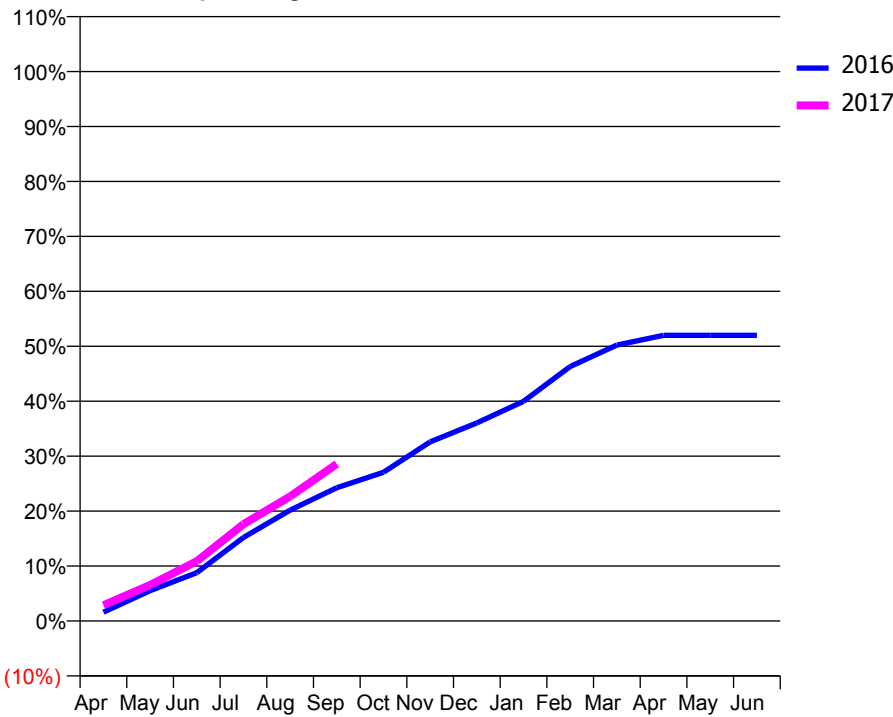
### ACCESS\*

Patients seen in 24 months	Total	Change since previous quarter
Quarter ending September 2015	475	
Quarter ending December 2015	453	↓
Quarter ending March 2016	456	→
Quarter ending June 2016	457	→
Quarter ending September 2016	455	→
<b>Variance since September 2015</b>	<b>(4.2%)</b>	<b>↓</b>



### ACTIVITY

Cumulative percentage of contracted UDA delivered 2016 & 2017



Month	Adjusted Scheduled Activity (UDA)	
	2016	2017
April	24	43
May	83	98
June	132	163
July	228	264
August	302	339
September	363	428
October	405	
November	488	
December	540	
January	598	
February	693	
March	752	
April	778	
May	778	
June	778	

### QUALITY

	Quantity	Base Number	Contract	AT	Region	England
% of FP17s for the same patient ID Re-attending within 3 months - Children	0	25	0.0%	10.3%	11.8%	12.4%
% of FP17s for the same patient ID Re-attending within 3 months - Adults	26	354	7.3%	15.1%	16.6%	16.7%
% of FP17s for the same patient ID Re-attending between 3 & 9 months - Children	0	25	0.0%	60.7%	60.2%	57.4%
% of FP17s for the same patient ID Re-attending between 3 & 9 months - Adults	9	354	2.5%	52.7%	52.0%	50.5%
% of FP17s for Band 1 Urgent Courses	356	357	99.7%	9.6%	9.4%	9.1%
% of FP17s Relating to Free Repair or Replacements	0	357	0.0%	0.7%	0.7%	0.8%
% of FP17s Relating to Continuations	0	357	0.0%	1.3%	1.2%	1.3%
% of Patients satisfied with the dentistry they have received	0	0	N/A	91.6%	93.6%	93.2%
% of Patients satisfied with the time they had to wait for an appointment	0	0	N/A	87.7%	89.1%	89.0%

\* This is based on patients treated on this contract for their most recent course of treatment. Figures in italics indicate the base number of FP17s or Patient Questionnaire responses are less than 100. N/A is shown where the base number of responses is less than 10 during the period. % is calculated as Quantity/Base number\*100

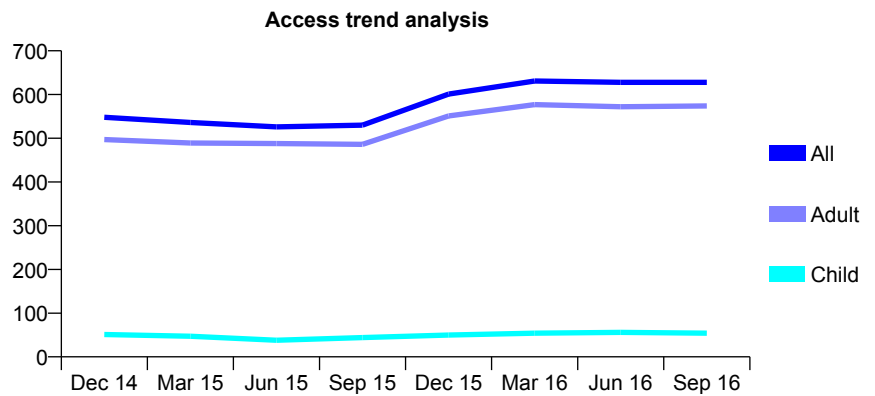
## Q70 - Vital Signs At a Glance Contract Report for 101338/0121 - September 2016

Name or company name	Whitecross Dental Care Limited
Contract type name	GDS Contract
Purpose of contract	General
Contract start date	01/04/2010
Contract end date	

16/17 Contracted general activity (UDA)	1,209
Carry forward general activity (UDA)	0
16/17 Contracted orthodontic activity (UOA)	0
Carry forward orthodontic activity (UOA)	0
Baseline contract value	£0.00

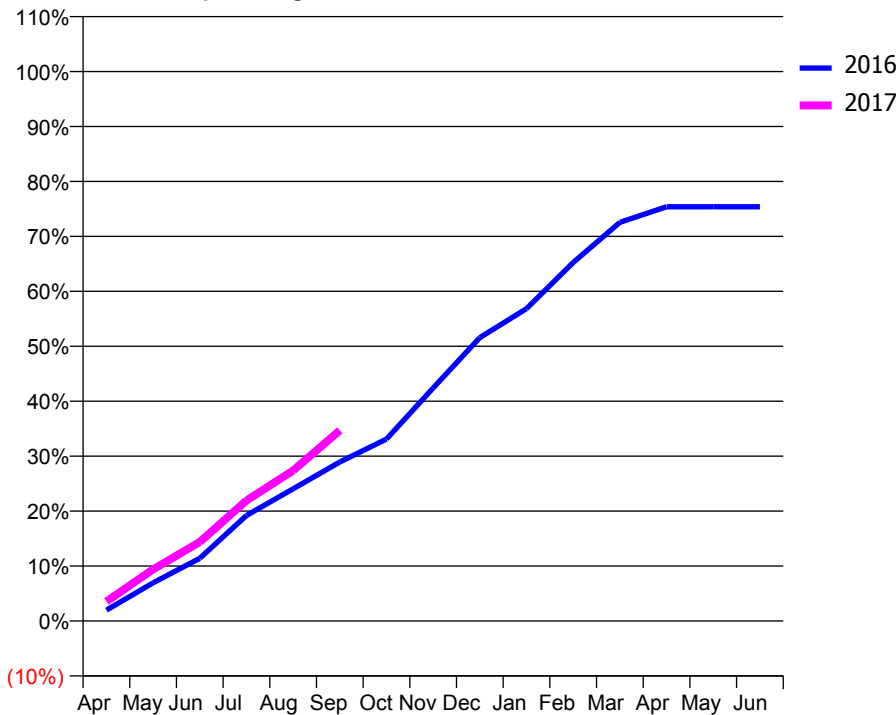
### ACCESS\*

Patients seen in 24 months	Total	Change since previous quarter
Quarter ending September 2015	530	
Quarter ending December 2015	601	↑
Quarter ending March 2016	631	↑
Quarter ending June 2016	628	→
Quarter ending September 2016	628	→
<b>Variance since September 2015</b>	<b>18.5%</b>	<b>↑</b>



### ACTIVITY

Cumulative percentage of contracted UDA delivered 2016 & 2017



Month	Adjusted Scheduled Activity (UDA)	
	2016	2017
April	24	43
May	84	114
June	138	174
July	232	265
August	291	331
September	350	419
October	400	
November	513	
December	624	
January	687	
February	789	
March	877	
April	911	
May	911	
June	911	

### QUALITY

	Quantity	Base Number	Contract	AT	Region	England
% of FP17s for the same patient ID Re-attending within 3 months - Children	1	31	3.2%	10.3%	11.8%	12.4%
% of FP17s for the same patient ID Re-attending within 3 months - Adults	33	348	9.5%	15.1%	16.6%	16.7%
% of FP17s for the same patient ID Re-attending between 3 & 9 months - Children	1	31	3.2%	60.7%	60.2%	57.4%
% of FP17s for the same patient ID Re-attending between 3 & 9 months - Adults	6	348	1.7%	52.7%	52.0%	50.5%
% of FP17s for Band 1 Urgent Courses	347	350	99.1%	9.6%	9.4%	9.1%
% of FP17s Relating to Free Repair or Replacements	0	350	0.0%	0.7%	0.7%	0.8%
% of FP17s Relating to Continuations	0	350	0.0%	1.3%	1.2%	1.3%
% of Patients satisfied with the dentistry they have received	0	0	N/A	91.6%	93.6%	93.2%
% of Patients satisfied with the time they had to wait for an appointment	0	0	N/A	87.7%	89.1%	89.0%

\* This is based on patients treated on this contract for their most recent course of treatment. Figures in italics indicate the base number of FP17s or Patient Questionnaire responses are less than 100. N/A is shown where the base number of responses is less than 10 during the period. % is calculated as Quantity/Base number\*100



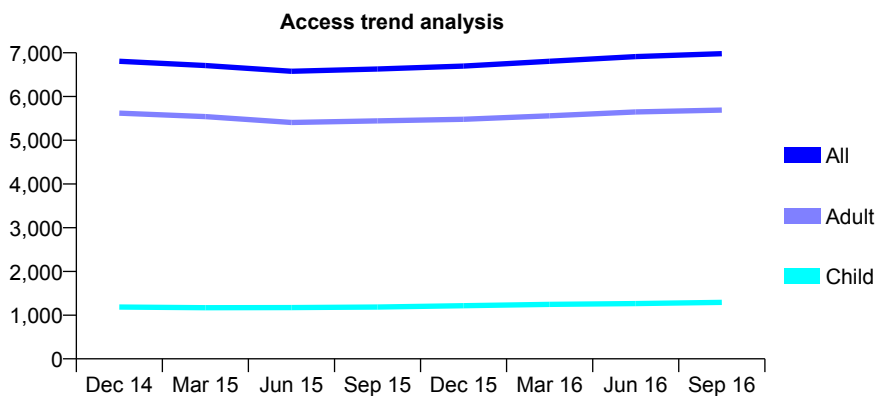
## Q70 - Vital Signs At a Glance Contract Report for 101338/0129 - September 2016

Name or company name	Whitecross Dental Care Limited
Contract type name	GDS Contract
Purpose of contract	General
Contract start date	25/10/2010
Contract end date	

16/17 Contracted general activity (UDA)	21,000
Carry forward general activity (UDA)	0
16/17 Contracted orthodontic activity (UOA)	0
Carry forward orthodontic activity (UOA)	0
Baseline contract value	£489,954.85

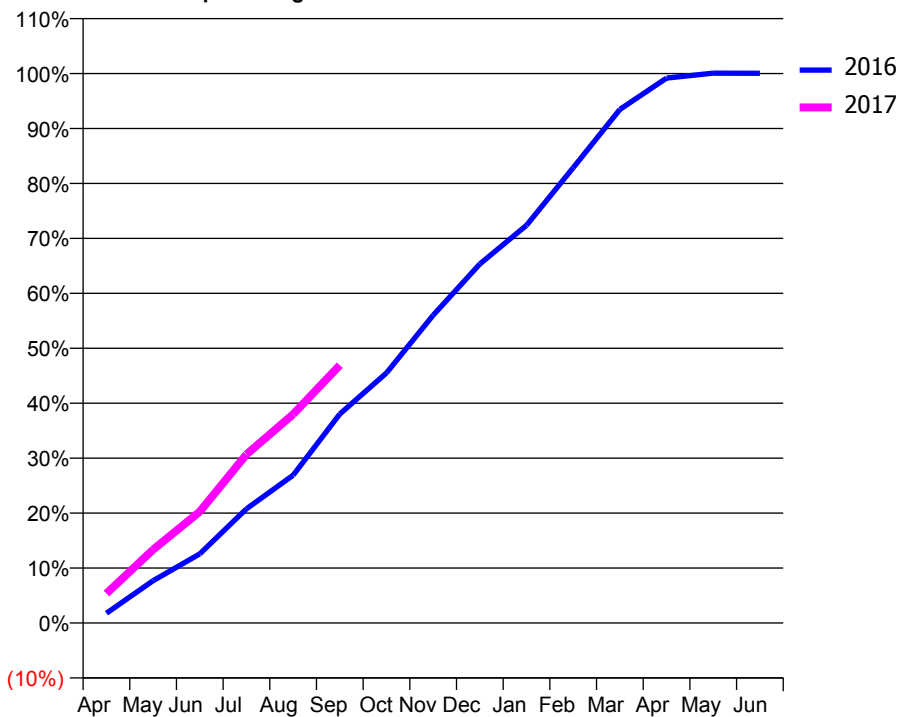
### ACCESS\*

Patients seen in 24 months	Total	Change since previous quarter
Quarter ending September 2015	6,628	
Quarter ending December 2015	6,695	→
Quarter ending March 2016	6,806	→
Quarter ending June 2016	6,912	→
Quarter ending September 2016	6,981	→
<b>Variance since September 2015</b>	<b>5.3%</b>	<b>↑</b>



### ACTIVITY

Cumulative percentage of contracted UDA delivered 2016 & 2017



Month	Adjusted Scheduled Activity (UDA)	
	2016	2017
April	376	1,129
May	1,620	2,803
June	2,640	4,260
July	4,364	6,442
August	5,651	7,979
September	7,988	9,851
October	9,555	
November	11,764	
December	13,719	
January	15,200	
February	17,400	
March	19,625	
April	20,827	
May	21,013	
June	21,010	

### QUALITY

	Quantity	Base Number	Contract	AT	Region	England
% of FP17s for the same patient ID Re-attending within 3 months - Children	43	870	4.9%	10.3%	11.8%	12.4%
% of FP17s for the same patient ID Re-attending within 3 months - Adults	534	3,797	14.1%	15.1%	16.6%	16.7%
% of FP17s for the same patient ID Re-attending between 3 & 9 months - Children	519	870	59.7%	60.7%	60.2%	57.4%
% of FP17s for the same patient ID Re-attending between 3 & 9 months - Adults	2,057	3,797	54.2%	52.7%	52.0%	50.5%
% of FP17s for Band 1 Urgent Courses	261	4,149	6.3%	9.6%	9.4%	9.1%
% of FP17s Relating to Free Repair or Replacements	77	4,149	1.9%	0.7%	0.7%	0.8%
% of FP17s Relating to Continuations	114	4,149	2.7%	1.3%	1.2%	1.3%
% of Patients satisfied with the dentistry they have received	7	7	N/A	91.6%	93.6%	93.2%
% of Patients satisfied with the time they had to wait for an appointment	5	7	N/A	87.7%	89.1%	89.0%

\* This is based on patients treated on this contract for their most recent course of treatment. Figures in italics indicate the base number of FP17s or Patient Questionnaire responses are less than 100. N/A is shown where the base number of responses is less than 10 during the period. % is calculated as Quantity/Base number\*100

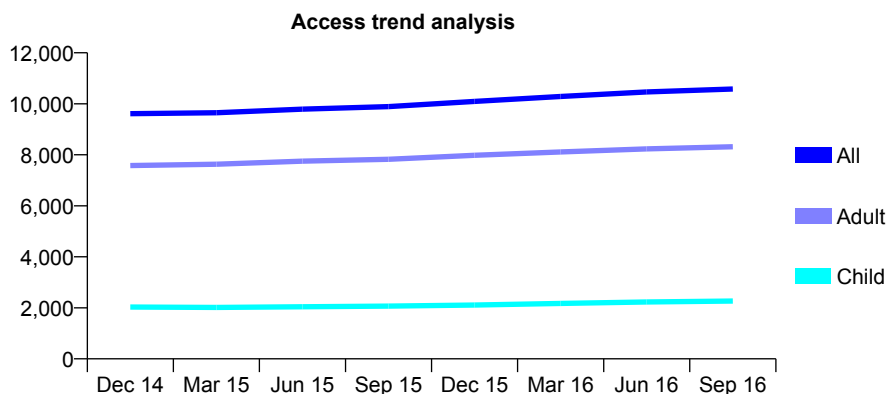
## Q70 - Vital Signs At a Glance Contract Report for 101338/0132 - September 2016

Name or company name	Whitecross Dental Care Limited
Contract type name	GDS Contract
Purpose of contract	General
Contract start date	01/09/2011
Contract end date	

16/17 Contracted general activity (UDA)	27,993
Carry forward general activity (UDA)	0
16/17 Contracted orthodontic activity (UOA)	0
Carry forward orthodontic activity (UOA)	0
Baseline contract value	£744,378.52

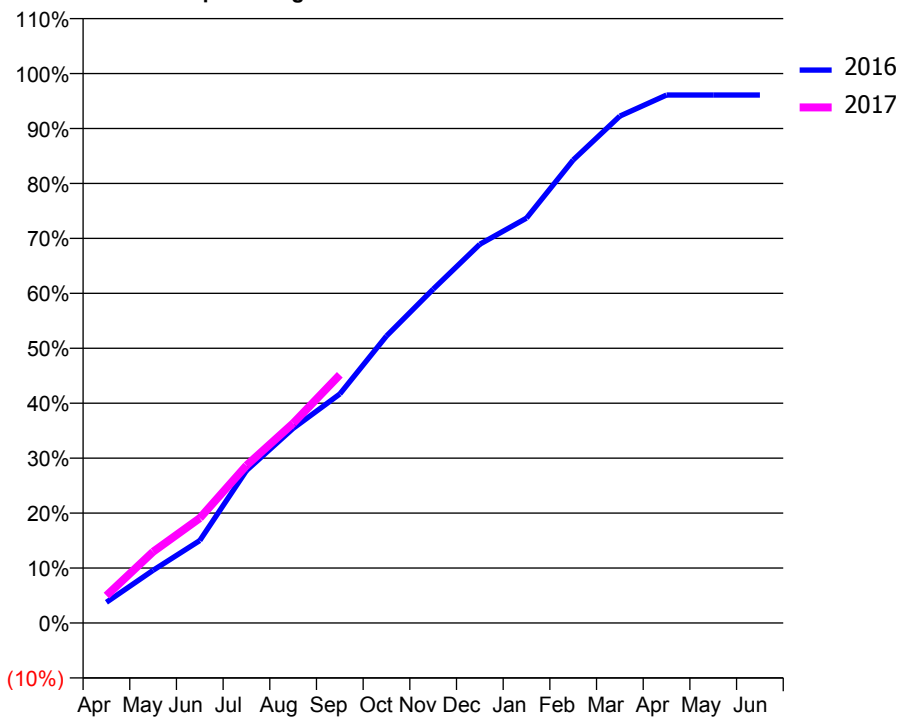
### ACCESS\*

Patients seen in 24 months	Total	Change since previous quarter
Quarter ending September 2015	9,891	
Quarter ending December 2015	10,093	↑
Quarter ending March 2016	10,285	→
Quarter ending June 2016	10,464	→
Quarter ending September 2016	10,582	→
<b>Variance since September 2015</b>	<b>7.0%</b>	<b>↑</b>



### ACTIVITY

Cumulative percentage of contracted UDA delivered 2016 & 2017



Month	Adjusted Scheduled Activity (UDA)	
	2016	2017
April	1,055	1,399
May	2,684	3,633
June	4,201	5,343
July	7,765	8,023
August	9,912	10,172
September	11,665	12,646
October	14,619	
November	17,007	
December	19,299	
January	20,626	
February	23,587	
March	25,824	
April	26,898	
May	26,898	
June	26,895	

### QUALITY

	Quantity	Base Number	Contract	AT	Region	England
% of FP17s for the same patient ID Re-attending within 3 months - Children	86	1,742	4.9%	10.3%	11.8%	12.4%
% of FP17s for the same patient ID Re-attending within 3 months - Adults	540	5,168	10.4%	15.1%	16.6%	16.7%
% of FP17s for the same patient ID Re-attending between 3 & 9 months - Children	964	1,742	55.3%	60.7%	60.2%	57.4%
% of FP17s for the same patient ID Re-attending between 3 & 9 months - Adults	2,106	5,168	40.8%	52.7%	52.0%	50.5%
% of FP17s for Band 1 Urgent Courses	551	6,437	8.6%	9.6%	9.4%	9.1%
% of FP17s Relating to Free Repair or Replacements	54	6,437	0.8%	0.7%	0.7%	0.8%
% of FP17s Relating to Continuations	78	6,437	1.2%	1.3%	1.2%	1.3%
% of Patients satisfied with the dentistry they have received	8	8	N/A	91.6%	93.6%	93.2%
% of Patients satisfied with the time they had to wait for an appointment	8	8	N/A	87.7%	89.1%	89.0%

\* This is based on patients treated on this contract for their most recent course of treatment. Figures in italics indicate the base number of FP17s or Patient Questionnaire responses are less than 100. N/A is shown where the base number of responses is less than 10 during the period. % is calculated as Quantity/Base number\*100

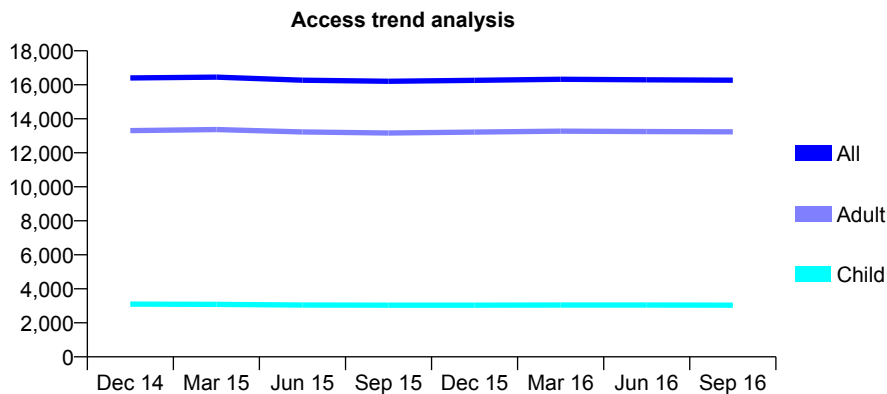
## Q70 - Vital Signs At a Glance Contract Report for 101338/0133 - September 2016

Name or company name	Whitecross Dental Care Limited
Contract type name	GDS Contract
Purpose of contract	General
Contract start date	01/09/2011
Contract end date	

16/17 Contracted general activity (UDA)	41,600
Carry forward general activity (UDA)	0
16/17 Contracted orthodontic activity (UOA)	0
Carry forward orthodontic activity (UOA)	0
Baseline contract value	£1,229,727.12

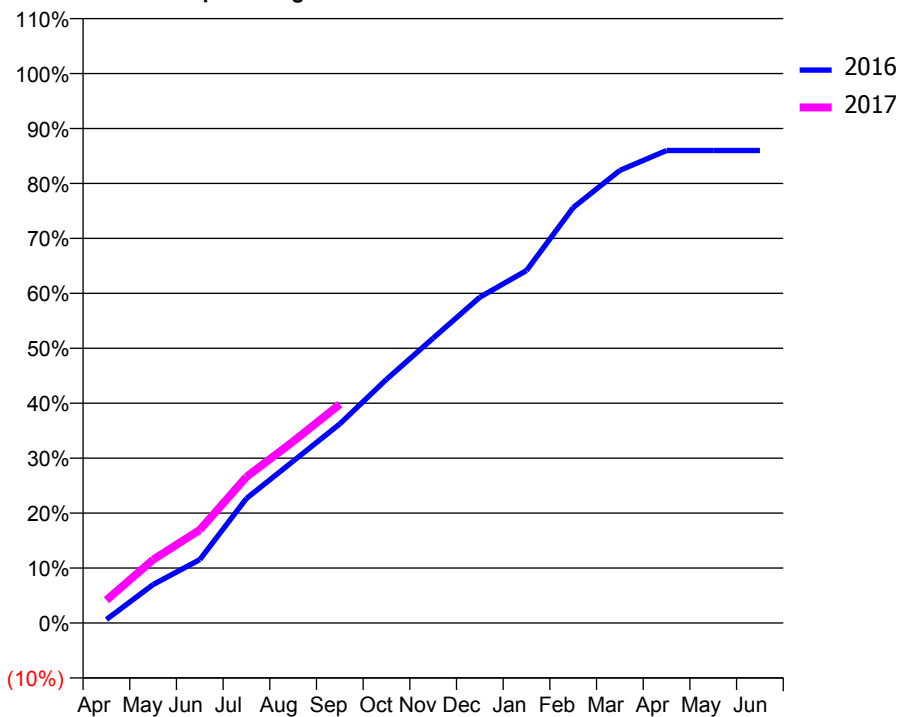
### ACCESS\*

Patients seen in 24 months	Total	Change since previous quarter
Quarter ending September 2015	16,204	
Quarter ending December 2015	16,263	→
Quarter ending March 2016	16,323	→
Quarter ending June 2016	16,295	→
Quarter ending September 2016	16,273	→
<b>Variance since September 2015</b>	<b>0.4%</b>	<b>→</b>



### ACTIVITY

Cumulative percentage of contracted UDA delivered 2016 & 2017



Month	Adjusted Scheduled Activity (UDA)	
	2016	2017
April	265	1,735
May	2,911	4,804
June	4,801	7,052
July	9,434	11,072
August	12,246	13,740
September	15,081	16,557
October	18,447	
November	21,568	
December	24,667	
January	26,684	
February	31,450	
March	34,269	
April	35,767	
May	35,771	
June	35,772	

### QUALITY

	Quantity	Base Number	Contract	AT	Region	England
% of FP17s for the same patient ID Re-attending within 3 months - Children	118	2,376	5.0%	10.3%	11.8%	12.4%
% of FP17s for the same patient ID Re-attending within 3 months - Adults	1,048	8,865	11.8%	15.1%	16.6%	16.7%
% of FP17s for the same patient ID Re-attending between 3 & 9 months - Children	1,667	2,376	70.2%	60.7%	60.2%	57.4%
% of FP17s for the same patient ID Re-attending between 3 & 9 months - Adults	4,220	8,865	47.6%	52.7%	52.0%	50.5%
% of FP17s for Band 1 Urgent Courses	599	9,983	6.0%	9.6%	9.4%	9.1%
% of FP17s Relating to Free Repair or Replacements	62	9,983	0.6%	0.7%	0.7%	0.8%
% of FP17s Relating to Continuations	126	9,983	1.3%	1.3%	1.2%	1.3%
% of Patients satisfied with the dentistry they have received	8	10	80.0%	91.6%	93.6%	93.2%
% of Patients satisfied with the time they had to wait for an appointment	9	10	90.0%	87.7%	89.1%	89.0%

\* This is based on patients treated on this contract for their most recent course of treatment. Figures in italics indicate the base number of FP17s or Patient Questionnaire responses are less than 100. N/A is shown where the base number of responses is less than 10 during the period. % is calculated as Quantity/Base number\*100

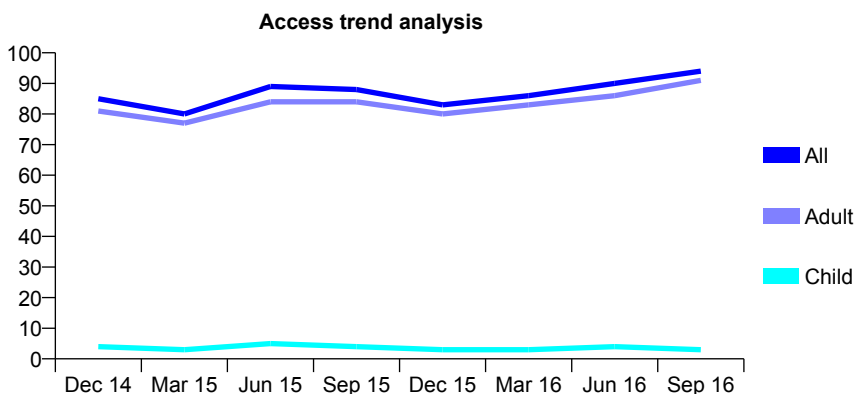
## Q70 - Vital Signs At a Glance Contract Report for 101338/0134 - September 2016

Name or company name	Whitecross Dental Care Limited
Contract type name	GDS Contract
Purpose of contract	General
Contract start date	01/09/2011
Contract end date	

16/17 Contracted general activity (UDA)	624
Carry forward general activity (UDA)	0
16/17 Contracted orthodontic activity (UOA)	0
Carry forward orthodontic activity (UOA)	0
Baseline contract value	£0.00

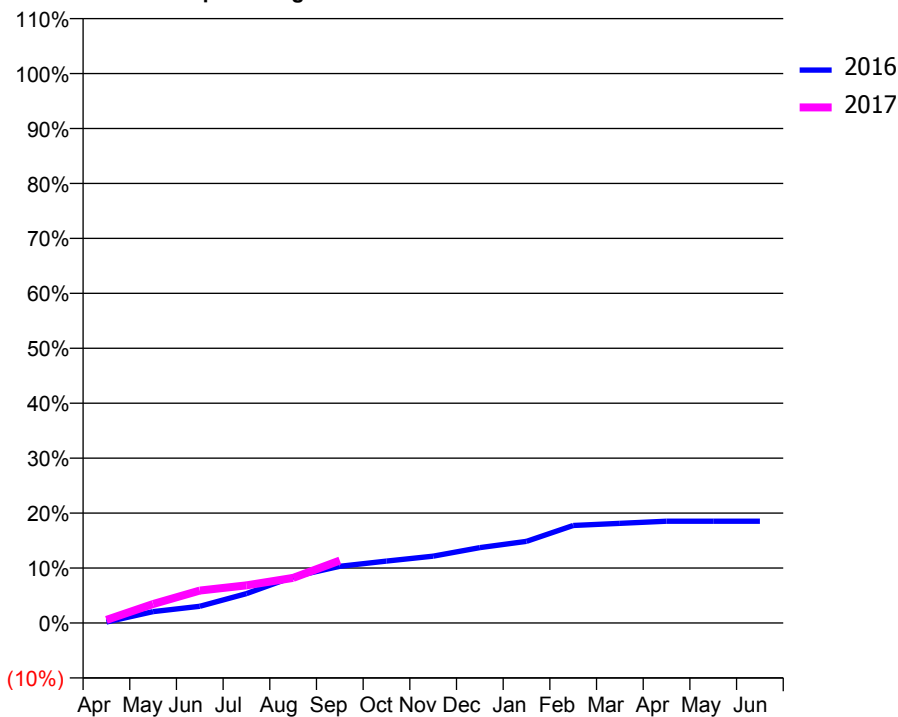
### ACCESS\*

Patients seen in 24 months	Total	Change since previous quarter
Quarter ending September 2015	88	
Quarter ending December 2015	83	↓
Quarter ending March 2016	86	↑
Quarter ending June 2016	90	↑
Quarter ending September 2016	94	↑
<b>Variance since September 2015</b>	<b>6.8%</b>	<b>↑</b>



### ACTIVITY

Cumulative percentage of contracted UDA delivered 2016 & 2017



Month	Adjusted Scheduled Activity (UDA)	
	2016	2017
April	1	4
May	13	22
June	19	37
July	33	43
August	52	51
September	64	71
October	70	
November	76	
December	86	
January	93	
February	111	
March	113	
April	116	
May	116	
June	116	

### QUALITY

	Quantity	Base Number	Contract	AT	Region	England
% of FP17s for the same patient ID Re-attending within 3 months - Children	0	5	0.0%	10.3%	11.8%	12.4%
% of FP17s for the same patient ID Re-attending within 3 months - Adults	0	57	0.0%	15.1%	16.6%	16.7%
% of FP17s for the same patient ID Re-attending between 3 & 9 months - Children	0	5	0.0%	60.7%	60.2%	57.4%
% of FP17s for the same patient ID Re-attending between 3 & 9 months - Adults	0	57	0.0%	52.7%	52.0%	50.5%
% of FP17s for Band 1 Urgent Courses	55	60	91.7%	9.6%	9.4%	9.1%
% of FP17s Relating to Free Repair or Replacements	0	60	0.0%	0.7%	0.7%	0.8%
% of FP17s Relating to Continuations	0	60	0.0%	1.3%	1.2%	1.3%
% of Patients satisfied with the dentistry they have received	0	0	N/A	91.6%	93.6%	93.2%
% of Patients satisfied with the time they had to wait for an appointment	0	0	N/A	87.7%	89.1%	89.0%

\* This is based on patients treated on this contract for their most recent course of treatment. Figures in italics indicate the base number of FP17s or Patient Questionnaire responses are less than 100. N/A is shown where the base number of responses is less than 10 during the period. % is calculated as Quantity/Base number\*100

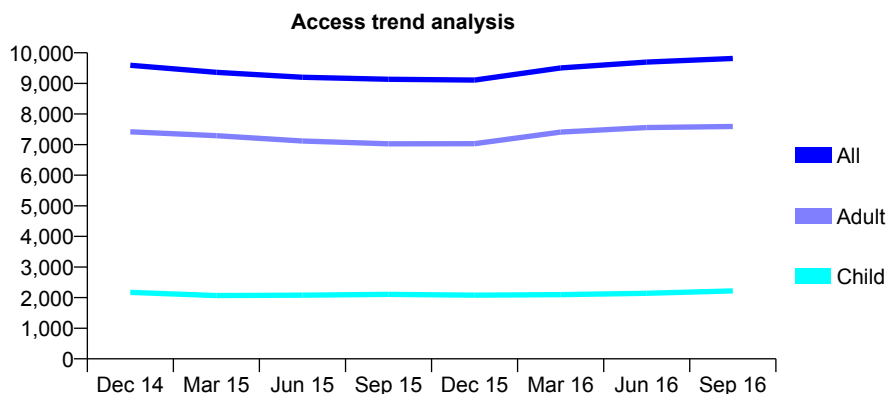
## Q70 - Vital Signs At a Glance Contract Report for 101362/0039 - September 2016

Name or company name	Rodericks Dental Limited
Contract type name	GDS Contract
Purpose of contract	General
Contract start date	03/10/2011
Contract end date	

16/17 Contracted general activity (UDA)	26,613
Carry forward general activity (UDA)	0
16/17 Contracted orthodontic activity (UOA)	0
Carry forward orthodontic activity (UOA)	0
Baseline contract value	£726,906.31

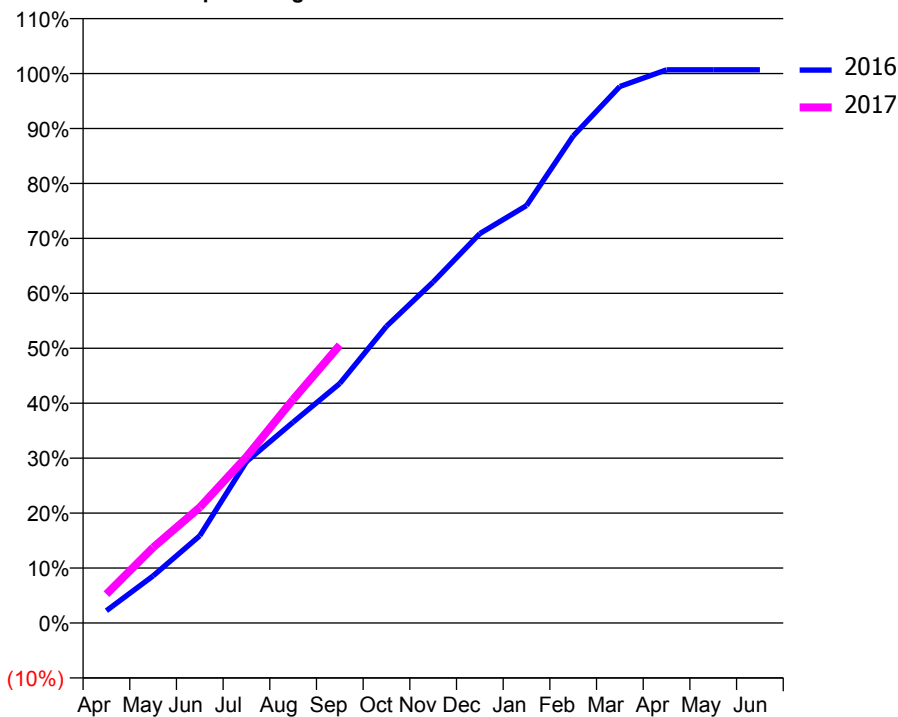
### ACCESS\*

Patients seen in 24 months	Total	Change since previous quarter
Quarter ending September 2015	9,135	
Quarter ending December 2015	9,109	→
Quarter ending March 2016	9,507	↑
Quarter ending June 2016	9,699	↑
Quarter ending September 2016	9,815	→
<b>Variance since September 2015</b>	<b>7.4%</b>	<b>↑</b>



### ACTIVITY

Cumulative percentage of contracted UDA delivered 2016 & 2017



Month	Adjusted Scheduled Activity (UDA)	
	2016	2017
April	597	1,401
May	2,284	3,657
June	4,226	5,602
July	7,819	8,052
August	9,731	10,824
September	11,600	13,461
October	14,375	
November	16,516	
December	18,862	
January	20,219	
February	23,587	
March	25,982	
April	26,794	
May	26,794	
June	26,794	

### QUALITY

	Quantity	Base Number	Contract	AT	Region	England
% of FP17s for the same patient ID Re-attending within 3 months - Children	204	1,637	12.5%	10.3%	11.8%	12.4%
% of FP17s for the same patient ID Re-attending within 3 months - Adults	990	4,971	19.9%	15.1%	16.6%	16.7%
% of FP17s for the same patient ID Re-attending between 3 & 9 months - Children	766	1,637	46.8%	60.7%	60.2%	57.4%
% of FP17s for the same patient ID Re-attending between 3 & 9 months - Adults	1,822	4,971	36.7%	52.7%	52.0%	50.5%
% of FP17s for Band 1 Urgent Courses	1,684	6,231	27.0%	9.6%	9.4%	9.1%
% of FP17s Relating to Free Repair or Replacements	65	6,231	1.0%	0.7%	0.7%	0.8%
% of FP17s Relating to Continuations	13	6,231	0.2%	1.3%	1.2%	1.3%
% of Patients satisfied with the dentistry they have received	6	6	N/A	91.6%	93.6%	93.2%
% of Patients satisfied with the time they had to wait for an appointment	5	6	N/A	87.7%	89.1%	89.0%

\* This is based on patients treated on this contract for their most recent course of treatment. Figures in italics indicate the base number of FP17s or Patient Questionnaire responses are less than 100. N/A is shown where the base number of responses is less than 10 during the period. % is calculated as Quantity/Base number\*100

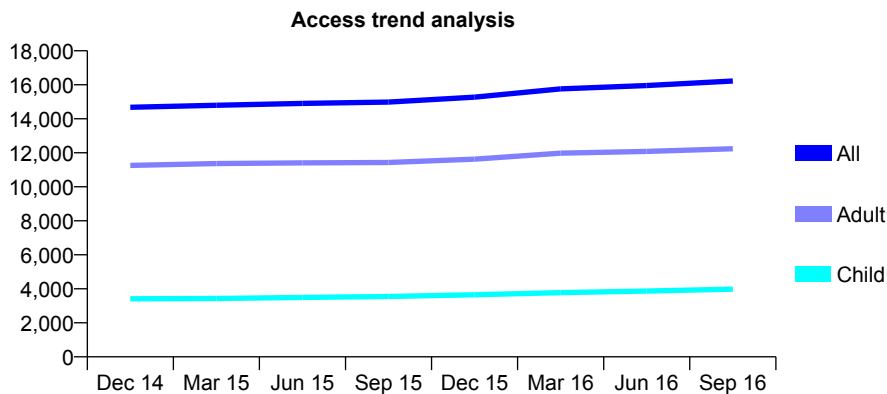
## Q70 - Vital Signs At a Glance Contract Report for 101362/0043 - September 2016

Name or company name	Rodericks Dental Limited
Contract type name	GDS Contract
Purpose of contract	General
Contract start date	11/02/2012
Contract end date	

16/17 Contracted general activity (UDA)	52,655
Carry forward general activity (UDA)	2,129
16/17 Contracted orthodontic activity (UOA)	0
Carry forward orthodontic activity (UOA)	0
Baseline contract value	£1,364,262.02

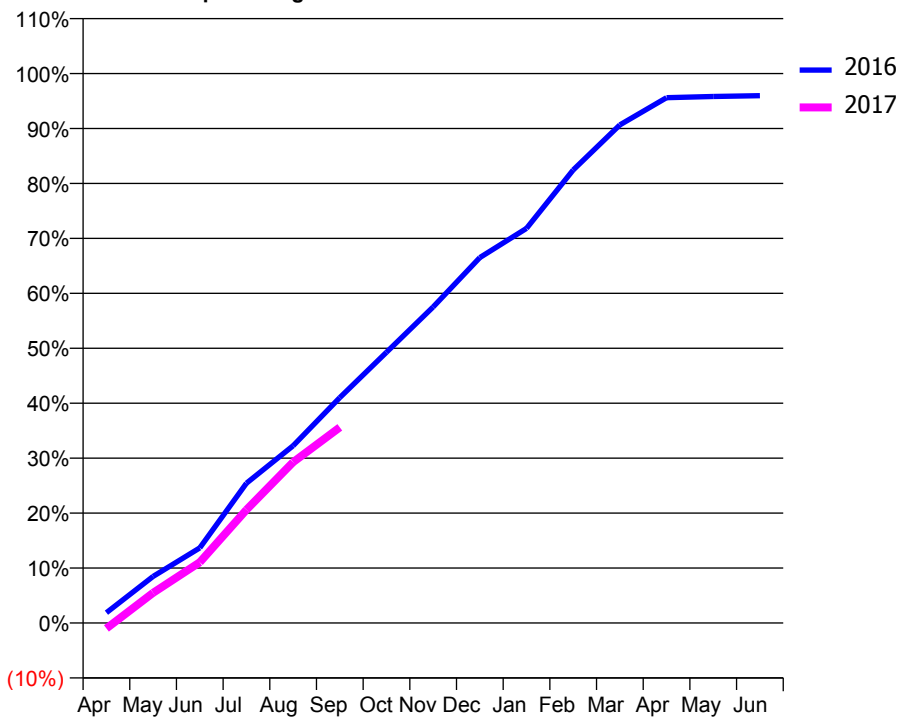
### ACCESS\*

Patients seen in 24 months	Total	Change since previous quarter
Quarter ending September 2015	14,981	
Quarter ending December 2015	15,278	→
Quarter ending March 2016	15,759	↑
Quarter ending June 2016	15,954	→
Quarter ending September 2016	16,222	→
<b>Variance since September 2015</b>	<b>8.3%</b>	<b>↑</b>



### ACTIVITY

Cumulative percentage of contracted UDA delivered 2016 & 2017



Month	Adjusted Scheduled Activity (UDA)	
	2016	2017
April	993	-535
May	4,463	2,894
June	7,196	5,824
July	13,402	10,857
August	16,984	15,421
September	21,607	18,747
October	25,939	
November	30,290	
December	35,012	
January	37,818	
February	43,412	
March	47,729	
April	50,341	
May	50,451	
June	50,526	

### QUALITY

	Quantity	Base Number	Contract	AT	Region	England
% of FP17s for the same patient ID Re-attending within 3 months - Children	230	3,110	7.4%	10.3%	11.8%	12.4%
% of FP17s for the same patient ID Re-attending within 3 months - Adults	1,158	7,907	14.6%	15.1%	16.6%	16.7%
% of FP17s for the same patient ID Re-attending between 3 & 9 months - Children	1,811	3,110	58.2%	60.7%	60.2%	57.4%
% of FP17s for the same patient ID Re-attending between 3 & 9 months - Adults	3,965	7,907	50.1%	52.7%	52.0%	50.5%
% of FP17s for Band 1 Urgent Courses	1,204	9,774	12.3%	9.6%	9.4%	9.1%
% of FP17s Relating to Free Repair or Replacements	56	9,774	0.6%	0.7%	0.7%	0.8%
% of FP17s Relating to Continuations	33	9,774	0.3%	1.3%	1.2%	1.3%
% of Patients satisfied with the dentistry they have received	11	12	91.7%	91.6%	93.6%	93.2%
% of Patients satisfied with the time they had to wait for an appointment	10	12	83.3%	87.7%	89.1%	89.0%

\* This is based on patients treated on this contract for their most recent course of treatment. Figures in italics indicate the base number of FP17s or Patient Questionnaire responses are less than 100. N/A is shown where the base number of responses is less than 10 during the period. % is calculated as Quantity/Base number\*100

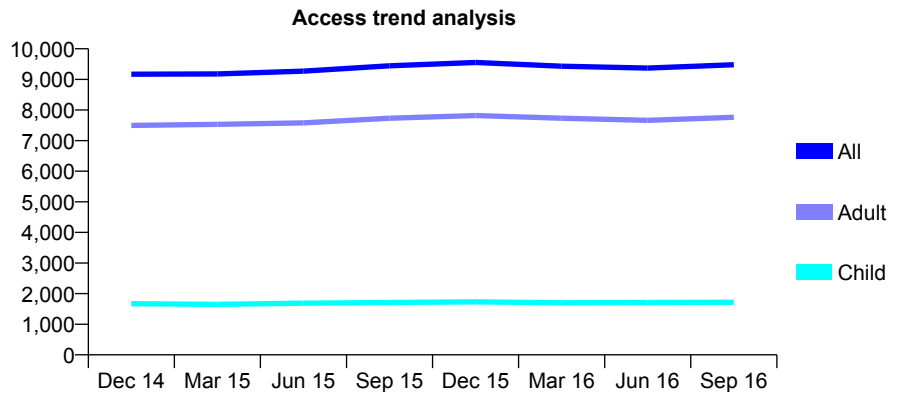
## Q70 - Vital Signs At a Glance Contract Report for 101435/0008 - September 2016

Name or company name	IDH Limited
Contract type name	GDS Contract
Purpose of contract	General
Contract start date	01/04/2006
Contract end date	

16/17 Contracted general activity (UDA)	31,000
Carry forward general activity (UDA)	0
16/17 Contracted orthodontic activity (UOA)	0
Carry forward orthodontic activity (UOA)	0
Baseline contract value	£742,164.02

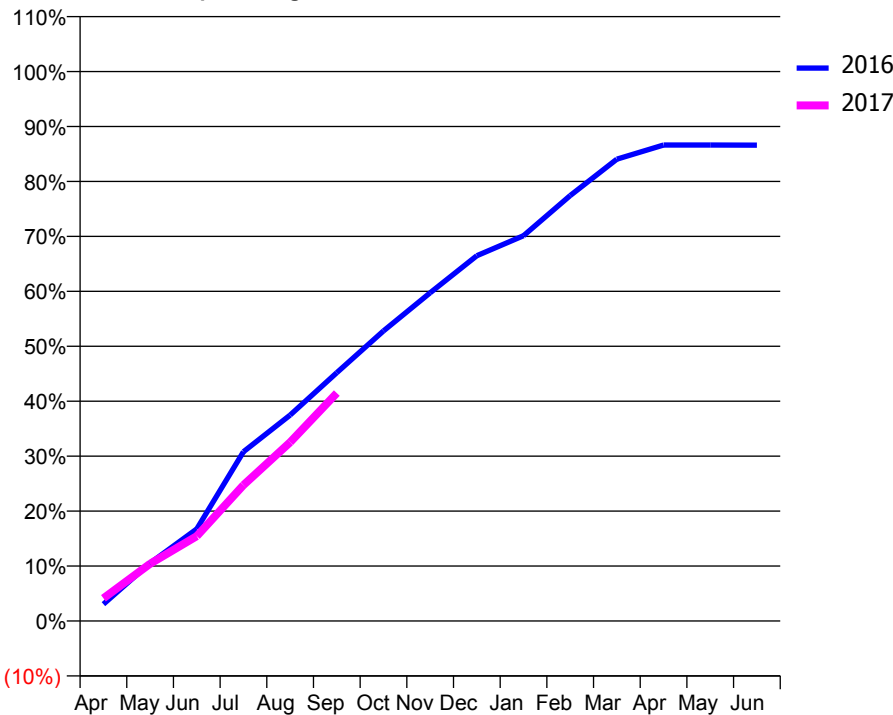
### ACCESS\*

Patients seen in 24 months	Total	Change since previous quarter
Quarter ending September 2015	9,443	
Quarter ending December 2015	9,553	→
Quarter ending March 2016	9,432	↓
Quarter ending June 2016	9,372	→
Quarter ending September 2016	9,481	→
<b>Variance since September 2015</b>	<b>0.4%</b>	<b>→</b>



### ACTIVITY

Cumulative percentage of contracted UDA delivered 2016 & 2017



Month	Adjusted Scheduled Activity (UDA)	
	2016	2017
April	949	1,282
May	3,272	3,230
June	5,198	4,789
July	9,547	7,668
August	11,619	10,087
September	14,009	12,859
October	16,366	
November	18,517	
December	20,606	
January	21,736	
February	24,001	
March	26,054	
April	26,850	
May	26,849	
June	26,846	

### QUALITY

	Quantity	Base Number	Contract	AT	Region	England
% of FP17s for the same patient ID Re-attending within 3 months - Children	51	1,011	5.0%	10.3%	11.8%	12.4%
% of FP17s for the same patient ID Re-attending within 3 months - Adults	430	3,992	10.8%	15.1%	16.6%	16.7%
% of FP17s for the same patient ID Re-attending between 3 & 9 months - Children	418	1,011	41.3%	60.7%	60.2%	57.4%
% of FP17s for the same patient ID Re-attending between 3 & 9 months - Adults	1,469	3,992	36.8%	52.7%	52.0%	50.5%
% of FP17s for Band 1 Urgent Courses	218	4,690	4.6%	9.6%	9.4%	9.1%
% of FP17s Relating to Free Repair or Replacements	26	4,690	0.6%	0.7%	0.7%	0.8%
% of FP17s Relating to Continuations	131	4,690	2.8%	1.3%	1.2%	1.3%
% of Patients satisfied with the dentistry they have received	4	5	N/A	91.6%	93.6%	93.2%
% of Patients satisfied with the time they had to wait for an appointment	5	5	N/A	87.7%	89.1%	89.0%

\* This is based on patients treated on this contract for their most recent course of treatment. Figures in italics indicate the base number of FP17s or Patient Questionnaire responses are less than 100. N/A is shown where the base number of responses is less than 10 during the period. % is calculated as Quantity/Base number\*100



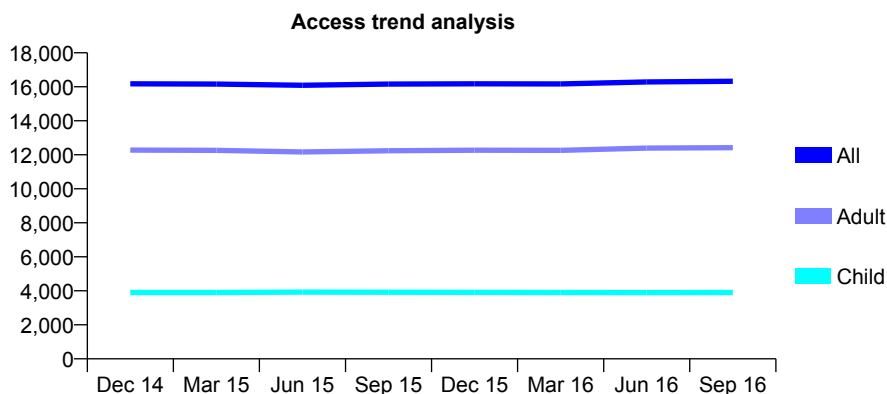
## Q70 - Vital Signs At a Glance Contract Report for 101435/0016 - September 2016

Name or company name	IDH Limited
Contract type name	GDS Contract
Purpose of contract	General
Contract start date	01/04/2006
Contract end date	

16/17 Contracted general activity (UDA)	47,133
Carry forward general activity (UDA)	0
16/17 Contracted orthodontic activity (UOA)	0
Carry forward orthodontic activity (UOA)	0
Baseline contract value	£1,040,809.98

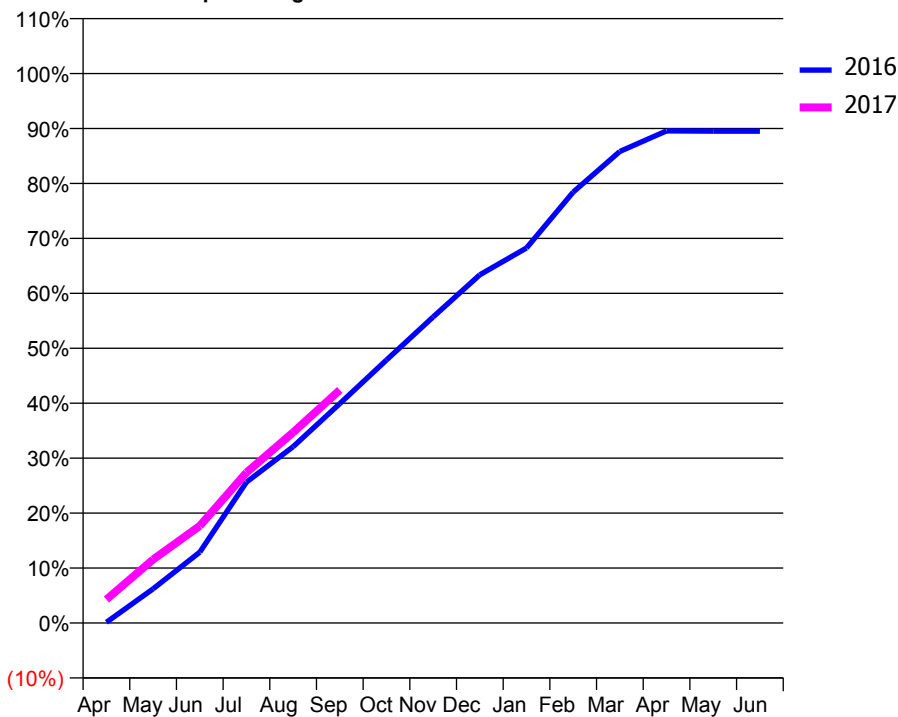
### ACCESS\*

Patients seen in 24 months	Total	Change since previous quarter
Quarter ending September 2015	16,159	
Quarter ending December 2015	16,177	→
Quarter ending March 2016	16,165	→
Quarter ending June 2016	16,289	→
Quarter ending September 2016	16,325	→
<b>Variance since September 2015</b>	<b>1.0%</b>	<b>→</b>



### ACTIVITY

Cumulative percentage of contracted UDA delivered 2016 & 2017



Month	Adjusted Scheduled Activity (UDA)	
	2016	2017
April	64	2,022
May	2,932	5,452
June	6,085	8,329
July	12,083	12,911
August	15,130	16,346
September	18,818	19,990
October	22,559	
November	26,253	
December	29,867	
January	32,173	
February	36,962	
March	40,449	
April	42,212	
May	42,190	
June	42,183	

### QUALITY

	Quantity	Base Number	Contract	AT	Region	England
% of FP17s for the same patient ID Re-attending within 3 months - Children	111	2,752	4.0%	10.3%	11.8%	12.4%
% of FP17s for the same patient ID Re-attending within 3 months - Adults	707	7,923	8.9%	15.1%	16.6%	16.7%
% of FP17s for the same patient ID Re-attending between 3 & 9 months - Children	1,672	2,752	60.8%	60.7%	60.2%	57.4%
% of FP17s for the same patient ID Re-attending between 3 & 9 months - Adults	4,513	7,923	57.0%	52.7%	52.0%	50.5%
% of FP17s for Band 1 Urgent Courses	380	9,851	3.9%	9.6%	9.4%	9.1%
% of FP17s Relating to Free Repair or Replacements	52	9,851	0.5%	0.7%	0.7%	0.8%
% of FP17s Relating to Continuations	153	9,851	1.6%	1.3%	1.2%	1.3%
% of Patients satisfied with the dentistry they have received	7	7	N/A	91.6%	93.6%	93.2%
% of Patients satisfied with the time they had to wait for an appointment	7	7	N/A	87.7%	89.1%	89.0%

\* This is based on patients treated on this contract for their most recent course of treatment. Figures in italics indicate the base number of FP17s or Patient Questionnaire responses are less than 100. N/A is shown where the base number of responses is less than 10 during the period. % is calculated as Quantity/Base number\*100

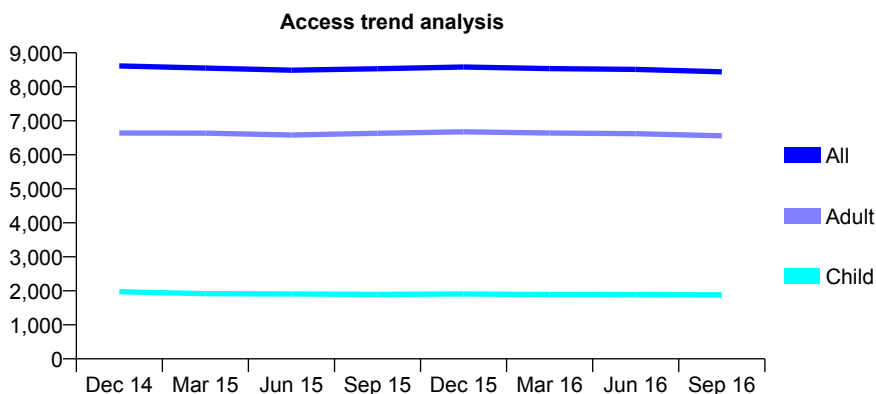
## Q70 - Vital Signs At a Glance Contract Report for 101435/0022 - September 2016

Name or company name	IDH Limited
Contract type name	GDS Contract
Purpose of contract	General
Contract start date	01/04/2006
Contract end date	

16/17 Contracted general activity (UDA)	24,473
Carry forward general activity (UDA)	348
16/17 Contracted orthodontic activity (UOA)	0
Carry forward orthodontic activity (UOA)	0
Baseline contract value	£577,927.40

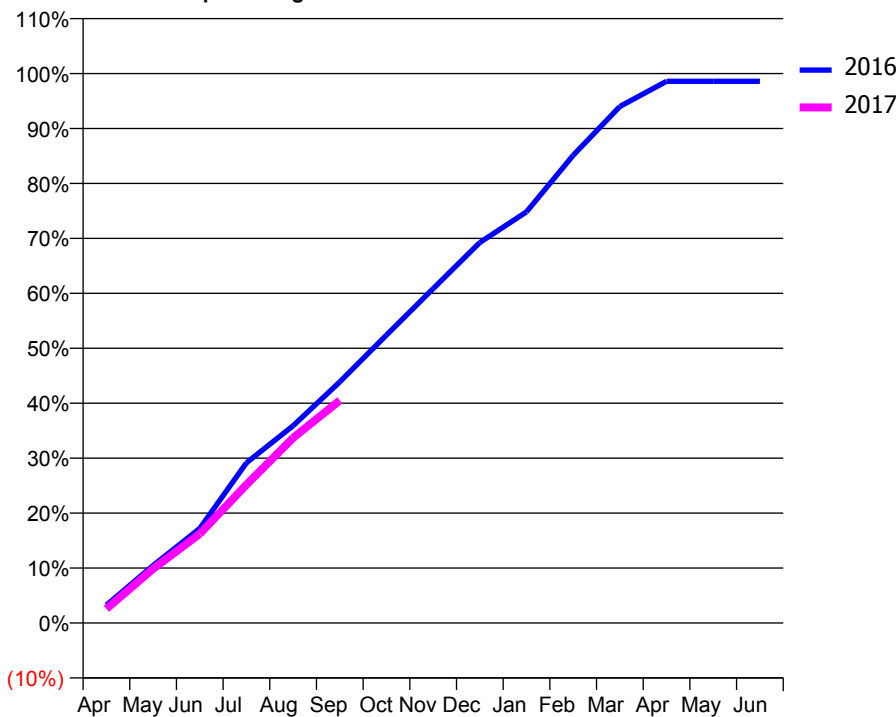
### ACCESS\*

Patients seen in 24 months	Total	Change since previous quarter
Quarter ending September 2015	8,530	
Quarter ending December 2015	8,583	→
Quarter ending March 2016	8,536	→
Quarter ending June 2016	8,510	→
Quarter ending September 2016	8,442	→
<b>Variance since September 2015</b>	<b>(1.0%)</b>	<b>↓</b>



### ACTIVITY

Cumulative percentage of contracted UDA delivered 2016 & 2017



Adjusted Scheduled Activity (UDA)

Month	2016	2017
April	801	630
May	2,563	2,411
June	4,216	3,969
July	7,135	6,159
August	8,788	8,246
September	10,741	9,913
October	12,828	
November	14,892	
December	16,947	
January	18,312	
February	20,831	
March	23,003	
April	24,125	
May	24,124	
June	24,124	

### QUALITY

	Quantity	Base Number	Contract	AT	Region	England
% of FP17s for the same patient ID Re-attending within 3 months - Children	55	1,398	3.9%	10.3%	11.8%	12.4%
% of FP17s for the same patient ID Re-attending within 3 months - Adults	379	4,093	9.3%	15.1%	16.6%	16.7%
% of FP17s for the same patient ID Re-attending between 3 & 9 months - Children	798	1,398	57.1%	60.7%	60.2%	57.4%
% of FP17s for the same patient ID Re-attending between 3 & 9 months - Adults	2,195	4,093	53.6%	52.7%	52.0%	50.5%
% of FP17s for Band 1 Urgent Courses	217	5,058	4.3%	9.6%	9.4%	9.1%
% of FP17s Relating to Free Repair or Replacements	19	5,058	0.4%	0.7%	0.7%	0.8%
% of FP17s Relating to Continuations	55	5,058	1.1%	1.3%	1.2%	1.3%
% of Patients satisfied with the dentistry they have received	6	7	N/A	91.6%	93.6%	93.2%
% of Patients satisfied with the time they had to wait for an appointment	5	7	N/A	87.7%	89.1%	89.0%

\* This is based on patients treated on this contract for their most recent course of treatment. Figures in italics indicate the base number of FP17s or Patient Questionnaire responses are less than 100. N/A is shown where the base number of responses is less than 10 during the period. % is calculated as Quantity/Base number\*100

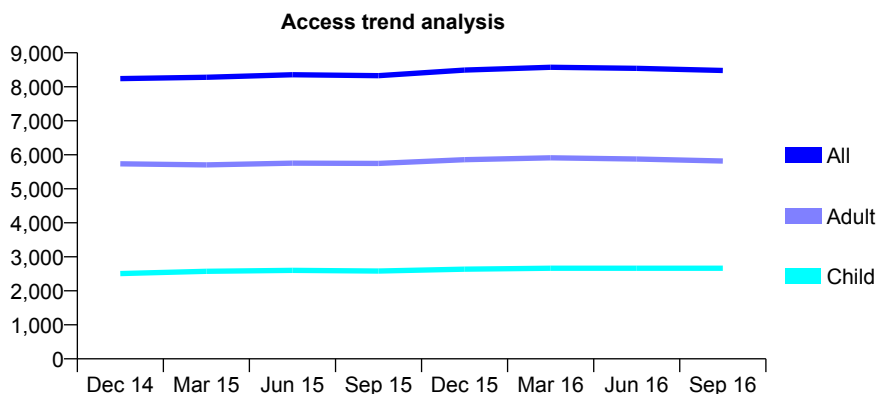
## Q70 - Vital Signs At a Glance Contract Report for 101435/0023 - September 2016

Name or company name	IDH Limited
Contract type name	GDS Contract
Purpose of contract	General
Contract start date	01/04/2006
Contract end date	

16/17 Contracted general activity (UDA)	21,343
Carry forward general activity (UDA)	470
16/17 Contracted orthodontic activity (UOA)	0
Carry forward orthodontic activity (UOA)	0
Baseline contract value	£607,510.52

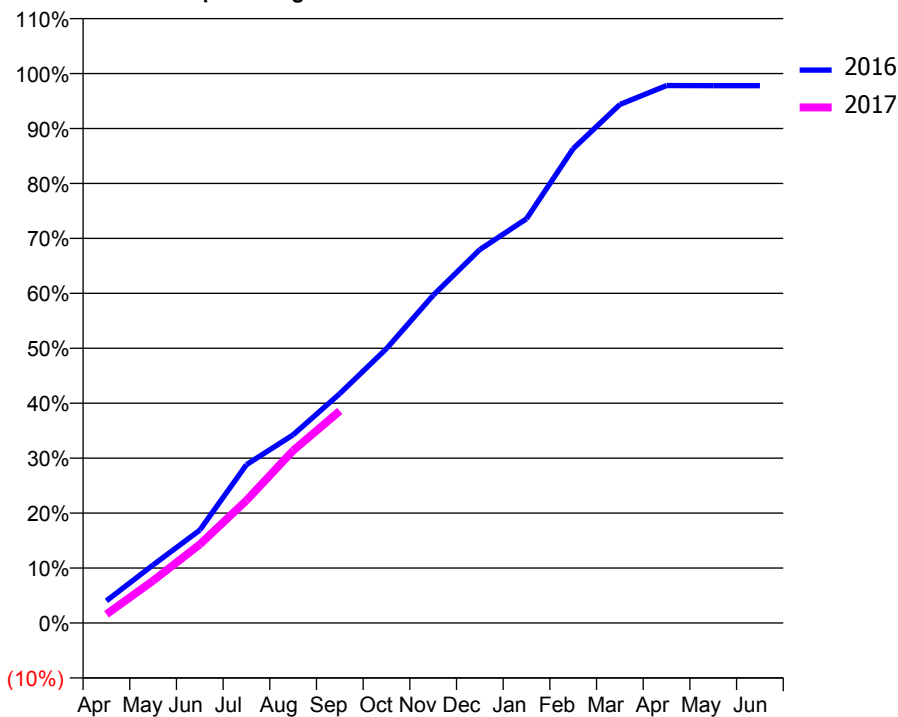
### ACCESS\*

Patients seen in 24 months	Total	Change since previous quarter
Quarter ending September 2015	8,329	
Quarter ending December 2015	8,493	→
Quarter ending March 2016	8,575	→
Quarter ending June 2016	8,543	→
Quarter ending September 2016	8,482	→
<b>Variance since September 2015</b>	<b>1.8%</b>	<b>→</b>



### ACTIVITY

Cumulative percentage of contracted UDA delivered 2016 & 2017



Month	Adjusted Scheduled Activity (UDA)	
	2016	2017
April	863	337
May	2,258	1,646
June	3,609	3,054
July	6,149	4,765
August	7,309	6,698
September	8,910	8,239
October	10,656	
November	12,728	
December	14,502	
January	15,699	
February	18,426	
March	20,138	
April	20,873	
May	20,872	
June	20,872	

### QUALITY

	Quantity	Base Number	Contract	AT	Region	England
% of FP17s for the same patient ID Re-attending within 3 months - Children	59	1,716	3.4%	10.3%	11.8%	12.4%
% of FP17s for the same patient ID Re-attending within 3 months - Adults	251	3,123	8.0%	15.1%	16.6%	16.7%
% of FP17s for the same patient ID Re-attending between 3 & 9 months - Children	998	1,716	58.2%	60.7%	60.2%	57.4%
% of FP17s for the same patient ID Re-attending between 3 & 9 months - Adults	1,750	3,123	56.0%	52.7%	52.0%	50.5%
% of FP17s for Band 1 Urgent Courses	270	4,450	6.1%	9.6%	9.4%	9.1%
% of FP17s Relating to Free Repair or Replacements	8	4,450	0.2%	0.7%	0.7%	0.8%
% of FP17s Relating to Continuations	51	4,450	1.1%	1.3%	1.2%	1.3%
% of Patients satisfied with the dentistry they have received	4	5	N/A	91.6%	93.6%	93.2%
% of Patients satisfied with the time they had to wait for an appointment	3	5	N/A	87.7%	89.1%	89.0%

\* This is based on patients treated on this contract for their most recent course of treatment. Figures in italics indicate the base number of FP17s or Patient Questionnaire responses are less than 100. N/A is shown where the base number of responses is less than 10 during the period. % is calculated as Quantity/Base number\*100

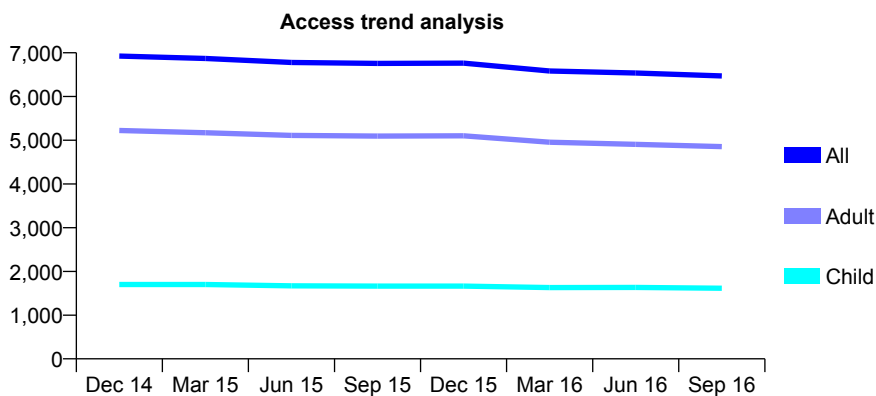
## Q70 - Vital Signs At a Glance Contract Report for 101435/0024 - September 2016

Name or company name	IDH Limited
Contract type name	GDS Contract
Purpose of contract	General
Contract start date	01/04/2006
Contract end date	

16/17 Contracted general activity (UDA)	16,619
Carry forward general activity (UDA)	0
16/17 Contracted orthodontic activity (UOA)	0
Carry forward orthodontic activity (UOA)	0
Baseline contract value	£359,619.90

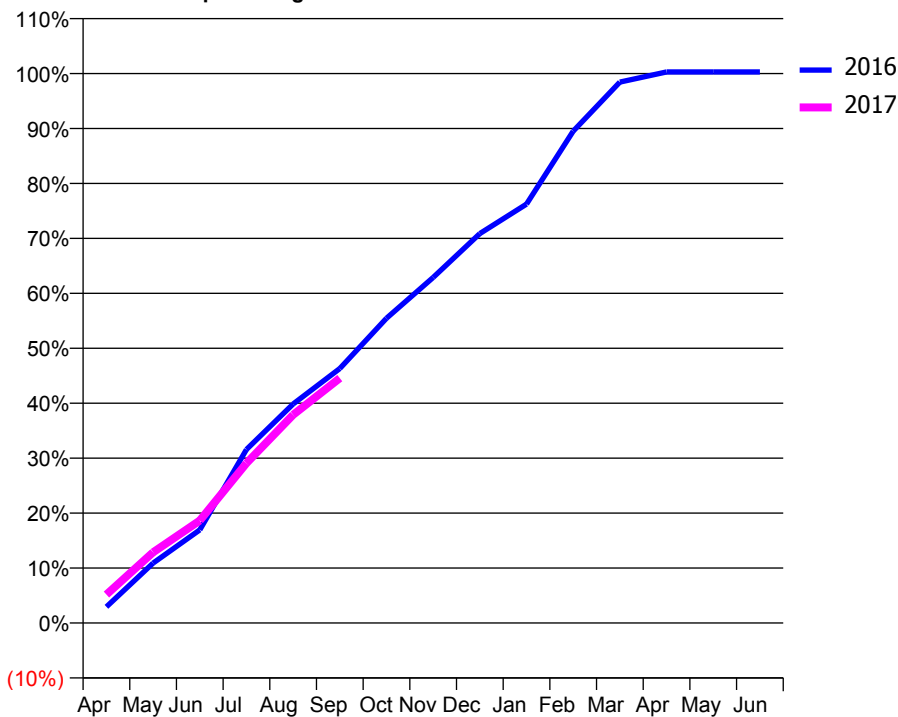
### ACCESS\*

Patients seen in 24 months	Total	Change since previous quarter
Quarter ending September 2015	6,759	
Quarter ending December 2015	6,764	→
Quarter ending March 2016	6,584	↓
Quarter ending June 2016	6,539	→
Quarter ending September 2016	6,470	↓
<b>Variance since September 2015</b>	<b>(4.3%)</b>	<b>↓</b>



### ACTIVITY

Cumulative percentage of contracted UDA delivered 2016 & 2017



Adjusted Scheduled Activity (UDA)

Month	2016	2017
April	488	861
May	1,811	2,140
June	2,818	3,100
July	5,249	4,832
August	6,625	6,296
September	7,698	7,405
October	9,217	
November	10,451	
December	11,777	
January	12,669	
February	14,877	
March	16,360	
April	16,665	
May	16,666	
June	16,666	

### QUALITY

	Quantity	Base Number	Contract	AT	Region	England
% of FP17s for the same patient ID Re-attending within 3 months - Children	48	1,038	4.6%	10.3%	11.8%	12.4%
% of FP17s for the same patient ID Re-attending within 3 months - Adults	298	2,687	11.1%	15.1%	16.6%	16.7%
% of FP17s for the same patient ID Re-attending between 3 & 9 months - Children	598	1,038	57.6%	60.7%	60.2%	57.4%
% of FP17s for the same patient ID Re-attending between 3 & 9 months - Adults	1,155	2,687	43.0%	52.7%	52.0%	50.5%
% of FP17s for Band 1 Urgent Courses	255	3,574	7.1%	9.6%	9.4%	9.1%
% of FP17s Relating to Free Repair or Replacements	5	3,574	0.1%	0.7%	0.7%	0.8%
% of FP17s Relating to Continuations	43	3,574	1.2%	1.3%	1.2%	1.3%
% of Patients satisfied with the dentistry they have received	3	3	N/A	91.6%	93.6%	93.2%
% of Patients satisfied with the time they had to wait for an appointment	3	3	N/A	87.7%	89.1%	89.0%

\* This is based on patients treated on this contract for their most recent course of treatment. Figures in italics indicate the base number of FP17s or Patient Questionnaire responses are less than 100. N/A is shown where the base number of responses is less than 10 during the period. % is calculated as Quantity/Base number\*100

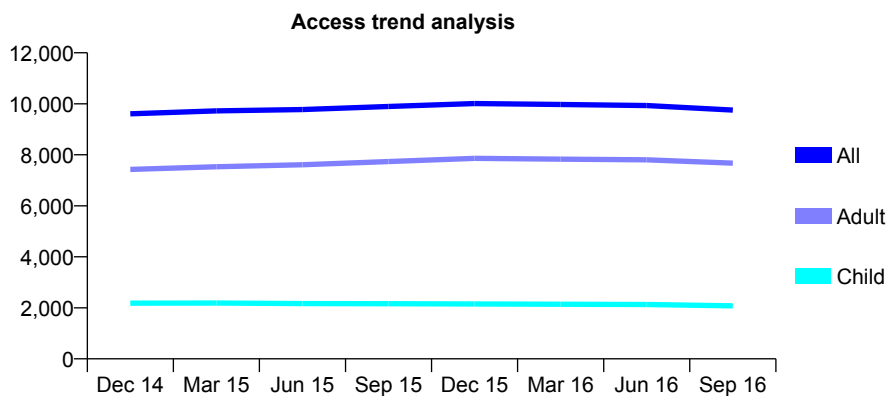
## Q70 - Vital Signs At a Glance Contract Report for 101435/0025 - September 2016

Name or company name	IDH Limited
Contract type name	GDS Contract
Purpose of contract	General
Contract start date	01/04/2006
Contract end date	

16/17 Contracted general activity (UDA)	29,690
Carry forward general activity (UDA)	0
16/17 Contracted orthodontic activity (UOA)	0
Carry forward orthodontic activity (UOA)	0
Baseline contract value	£747,856.34

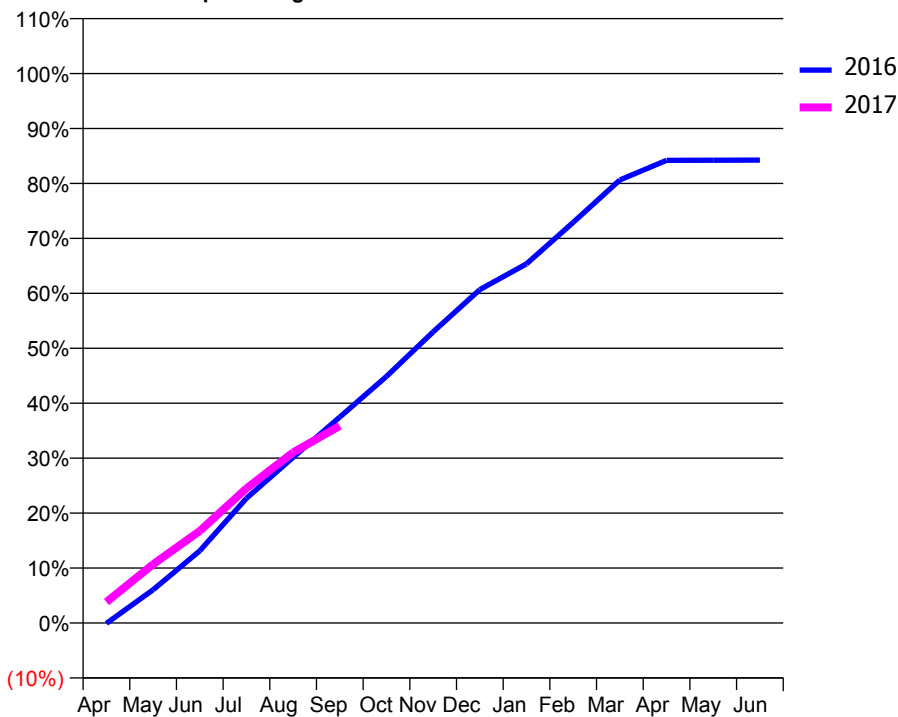
### ACCESS\*

Patients seen in 24 months	Total	Change since previous quarter
Quarter ending September 2015	9,896	
Quarter ending December 2015	10,010	→
Quarter ending March 2016	9,972	→
Quarter ending June 2016	9,934	→
Quarter ending September 2016	9,755	↓
<b>Variance since September 2015</b>	<b>(1.4%)</b>	<b>↓</b>



### ACTIVITY

Cumulative percentage of contracted UDA delivered 2016 & 2017



Month	Adjusted Scheduled Activity (UDA)	
	2016	2017
April	-23	1,138
May	1,801	3,174
June	3,903	4,974
July	6,742	7,275
August	8,950	9,216
September	11,130	10,654
October	13,327	
November	15,731	
December	18,014	
January	19,406	
February	21,645	
March	23,937	
April	24,999	
May	25,008	
June	25,014	

### QUALITY

	Quantity	Base Number	Contract	AT	Region	England
% of FP17s for the same patient ID Re-attending within 3 months - Children	81	1,404	5.8%	10.3%	11.8%	12.4%
% of FP17s for the same patient ID Re-attending within 3 months - Adults	532	4,477	11.9%	15.1%	16.6%	16.7%
% of FP17s for the same patient ID Re-attending between 3 & 9 months - Children	751	1,404	53.5%	60.7%	60.2%	57.4%
% of FP17s for the same patient ID Re-attending between 3 & 9 months - Adults	2,190	4,477	48.9%	52.7%	52.0%	50.5%
% of FP17s for Band 1 Urgent Courses	426	5,318	8.0%	9.6%	9.4%	9.1%
% of FP17s Relating to Free Repair or Replacements	51	5,318	1.0%	0.7%	0.7%	0.8%
% of FP17s Relating to Continuations	75	5,318	1.4%	1.3%	1.2%	1.3%
% of Patients satisfied with the dentistry they have received	7	7	N/A	91.6%	93.6%	93.2%
% of Patients satisfied with the time they had to wait for an appointment	7	7	N/A	87.7%	89.1%	89.0%

\* This is based on patients treated on this contract for their most recent course of treatment. Figures in italics indicate the base number of FP17s or Patient Questionnaire responses are less than 100. N/A is shown where the base number of responses is less than 10 during the period. % is calculated as Quantity/Base number\*100

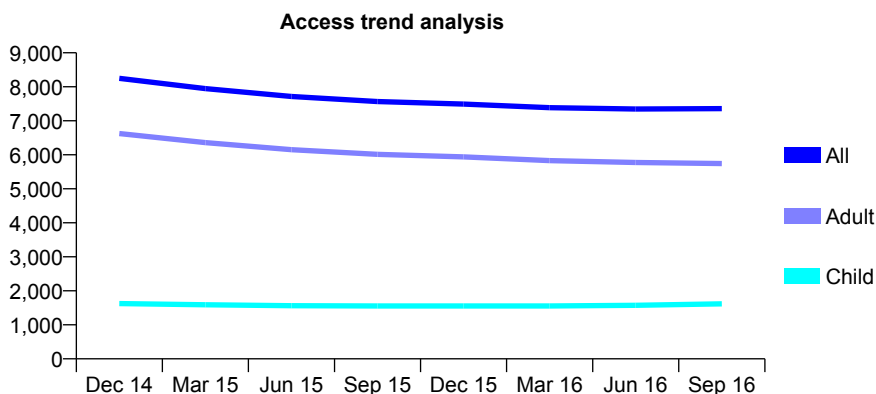
## Q70 - Vital Signs At a Glance Contract Report for 101435/0045 - September 2016

Name or company name	IDH Limited
Contract type name	GDS Contract
Purpose of contract	General
Contract start date	02/04/2006
Contract end date	

16/17 Contracted general activity (UDA)	30,500
Carry forward general activity (UDA)	0
16/17 Contracted orthodontic activity (UOA)	0
Carry forward orthodontic activity (UOA)	0
Baseline contract value	£700,995.82

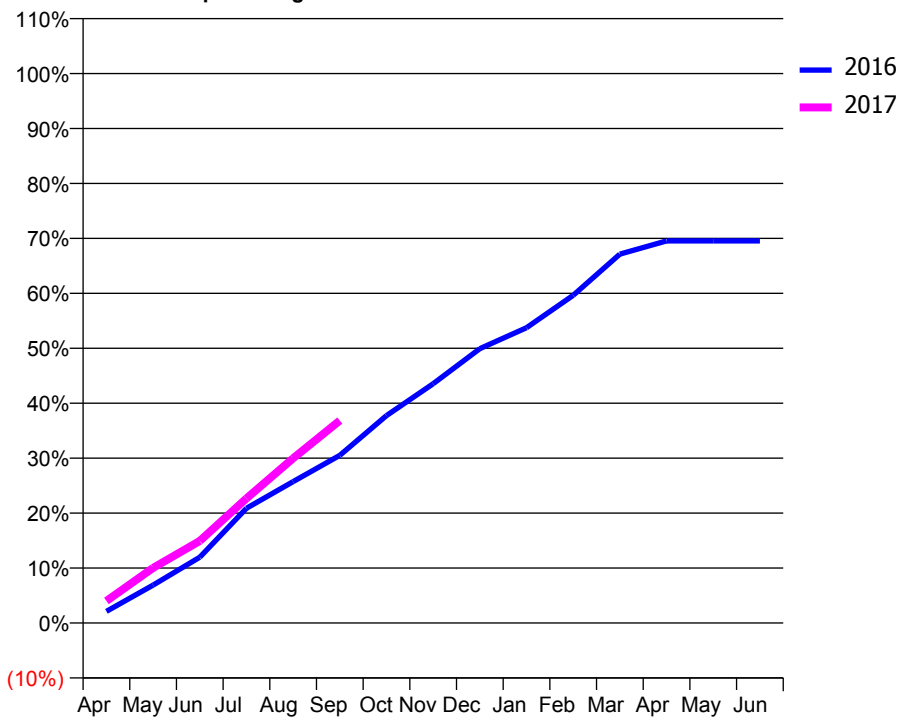
### ACCESS\*

Patients seen in 24 months	Total	Change since previous quarter
Quarter ending September 2015	7,568	
Quarter ending December 2015	7,492	↓
Quarter ending March 2016	7,386	↓
Quarter ending June 2016	7,349	→
Quarter ending September 2016	7,360	→
<b>Variance since September 2015</b>	<b>(2.7%)</b>	<b>↓</b>



### ACTIVITY

Cumulative percentage of contracted UDA delivered 2016 & 2017



Adjusted Scheduled Activity (UDA)

Month	2016	2017
April	646	1,223
May	2,106	3,061
June	3,652	4,556
July	6,370	6,915
August	7,849	9,147
September	9,304	11,237
October	11,514	
November	13,283	
December	15,226	
January	16,387	
February	18,189	
March	20,474	
April	21,212	
May	21,209	
June	21,209	

### QUALITY

	Quantity	Base Number	Contract	AT	Region	England
% of FP17s for the same patient ID Re-attending within 3 months - Children	70	1,115	6.3%	10.3%	11.8%	12.4%
% of FP17s for the same patient ID Re-attending within 3 months - Adults	496	3,779	13.1%	15.1%	16.6%	16.7%
% of FP17s for the same patient ID Re-attending between 3 & 9 months - Children	543	1,115	48.7%	60.7%	60.2%	57.4%
% of FP17s for the same patient ID Re-attending between 3 & 9 months - Adults	1,839	3,779	48.7%	52.7%	52.0%	50.5%
% of FP17s for Band 1 Urgent Courses	395	4,577	8.6%	9.6%	9.4%	9.1%
% of FP17s Relating to Free Repair or Replacements	53	4,577	1.2%	0.7%	0.7%	0.8%
% of FP17s Relating to Continuations	51	4,577	1.1%	1.3%	1.2%	1.3%
% of Patients satisfied with the dentistry they have received	6	6	N/A	91.6%	93.6%	93.2%
% of Patients satisfied with the time they had to wait for an appointment	6	6	N/A	87.7%	89.1%	89.0%

\* This is based on patients treated on this contract for their most recent course of treatment. Figures in italics indicate the base number of FP17s or Patient Questionnaire responses are less than 100. N/A is shown where the base number of responses is less than 10 during the period. % is calculated as Quantity/Base number\*100

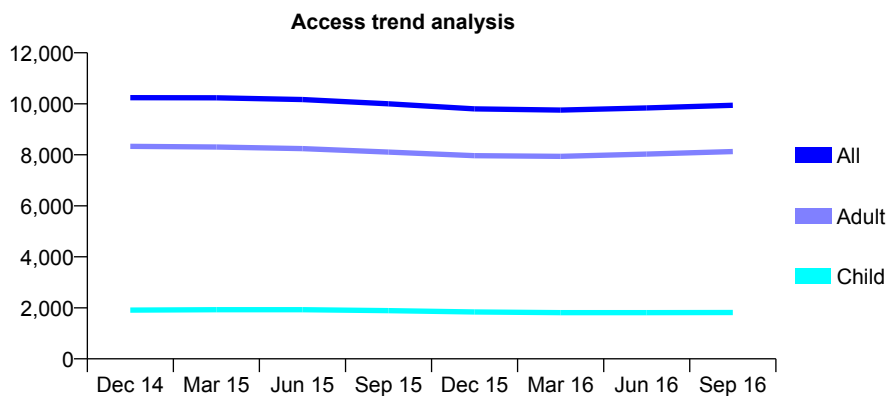
## Q70 - Vital Signs At a Glance Contract Report for 101435/0046 - September 2016

Name or company name	IDH Limited
Contract type name	GDS Contract
Purpose of contract	General
Contract start date	16/10/2006
Contract end date	

16/17 Contracted general activity (UDA)	28,000
Carry forward general activity (UDA)	1,091
16/17 Contracted orthodontic activity (UOA)	0
Carry forward orthodontic activity (UOA)	0
Baseline contract value	£670,341.71

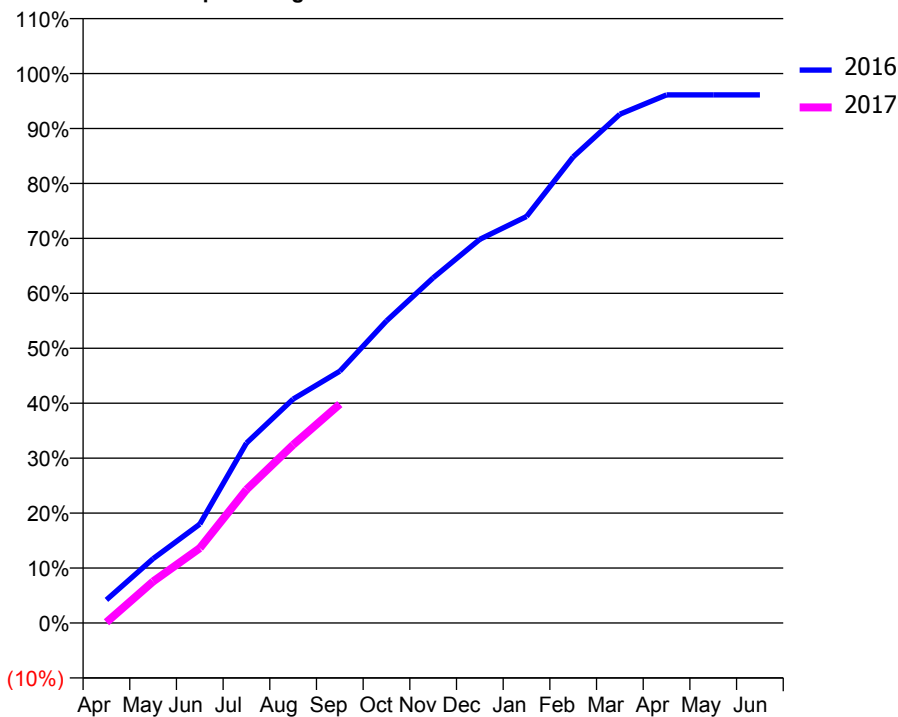
### ACCESS\*

Patients seen in 24 months	Total	Change since previous quarter
Quarter ending September 2015	9,998	
Quarter ending December 2015	9,803	↓
Quarter ending March 2016	9,755	→
Quarter ending June 2016	9,840	→
Quarter ending September 2016	9,943	→
<b>Variance since September 2015</b>	<b>(0.6%)</b>	→



### ACTIVITY

Cumulative percentage of contracted UDA delivered 2016 & 2017



Adjusted Scheduled Activity (UDA)

Month	2016	2017
April	1,179	41
May	3,276	2,116
June	5,041	3,817
July	9,166	6,799
August	11,412	9,082
September	12,832	11,154
October	15,397	
November	17,590	
December	19,550	
January	20,713	
February	23,748	
March	25,929	
April	26,910	
May	26,908	
June	26,908	

### QUALITY

	Quantity	Base Number	Contract	AT	Region	England
% of FP17s for the same patient ID Re-attending within 3 months - Children	71	1,334	5.3%	10.3%	11.8%	12.4%
% of FP17s for the same patient ID Re-attending within 3 months - Adults	634	5,272	12.0%	15.1%	16.6%	16.7%
% of FP17s for the same patient ID Re-attending between 3 & 9 months - Children	697	1,334	52.2%	60.7%	60.2%	57.4%
% of FP17s for the same patient ID Re-attending between 3 & 9 months - Adults	2,599	5,272	49.3%	52.7%	52.0%	50.5%
% of FP17s for Band 1 Urgent Courses	493	6,145	8.0%	9.6%	9.4%	9.1%
% of FP17s Relating to Free Repair or Replacements	37	6,145	0.6%	0.7%	0.7%	0.8%
% of FP17s Relating to Continuations	158	6,145	2.6%	1.3%	1.2%	1.3%
% of Patients satisfied with the dentistry they have received	4	6	N/A	91.6%	93.6%	93.2%
% of Patients satisfied with the time they had to wait for an appointment	3	6	N/A	87.7%	89.1%	89.0%

\* This is based on patients treated on this contract for their most recent course of treatment. Figures in italics indicate the base number of FP17s or Patient Questionnaire responses are less than 100. N/A is shown where the base number of responses is less than 10 during the period. % is calculated as Quantity/Base number\*100



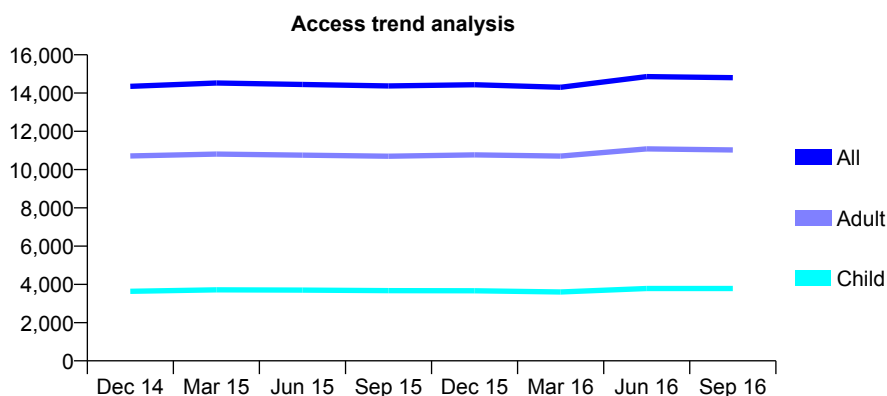
## Q70 - Vital Signs At a Glance Contract Report for 101435/0058 - September 2016

Name or company name	IDH Limited
Contract type name	GDS Contract
Purpose of contract	General
Contract start date	01/03/2007
Contract end date	

16/17 Contracted general activity (UDA)	45,500
Carry forward general activity (UDA)	0
16/17 Contracted orthodontic activity (UOA)	0
Carry forward orthodontic activity (UOA)	0
Baseline contract value	£1,041,609.73

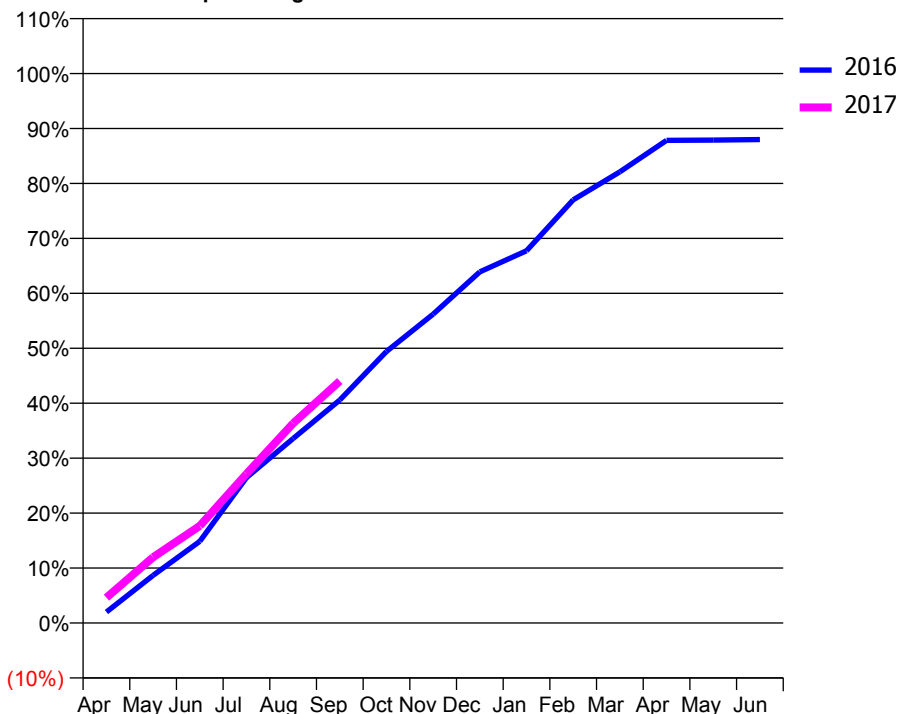
### ACCESS\*

Patients seen in 24 months	Total	Change since previous quarter
Quarter ending September 2015	14,373	
Quarter ending December 2015	14,433	→
Quarter ending March 2016	14,305	→
Quarter ending June 2016	14,859	↑
Quarter ending September 2016	14,806	→
<b>Variance since September 2015</b>	<b>3.0%</b>	<b>↑</b>



### ACTIVITY

Cumulative percentage of contracted UDA delivered 2016 & 2017



Month	Adjusted Scheduled Activity (UDA)	
	2016	2017
April	915	2,107
May	3,944	5,454
June	6,763	8,045
July	12,038	12,353
August	15,280	16,539
September	18,462	20,034
October	22,486	
November	25,583	
December	29,081	
January	30,827	
February	35,041	
March	37,355	
April	39,967	
May	39,985	
June	40,033	

### QUALITY

	Quantity	Base Number	Contract	AT	Region	England
% of FP17s for the same patient ID Re-attending within 3 months - Children	162	2,805	5.8%	10.3%	11.8%	12.4%
% of FP17s for the same patient ID Re-attending within 3 months - Adults	745	7,311	10.2%	15.1%	16.6%	16.7%
% of FP17s for the same patient ID Re-attending between 3 & 9 months - Children	1,337	2,805	47.7%	60.7%	60.2%	57.4%
% of FP17s for the same patient ID Re-attending between 3 & 9 months - Adults	3,257	7,311	44.5%	52.7%	52.0%	50.5%
% of FP17s for Band 1 Urgent Courses	747	8,878	8.4%	9.6%	9.4%	9.1%
% of FP17s Relating to Free Repair or Replacements	15	8,878	0.2%	0.7%	0.7%	0.8%
% of FP17s Relating to Continuations	111	8,878	1.3%	1.3%	1.2%	1.3%
% of Patients satisfied with the dentistry they have received	3	4	N/A	91.6%	93.6%	93.2%
% of Patients satisfied with the time they had to wait for an appointment	4	4	N/A	87.7%	89.1%	89.0%

\* This is based on patients treated on this contract for their most recent course of treatment. Figures in italics indicate the base number of FP17s or Patient Questionnaire responses are less than 100. N/A is shown where the base number of responses is less than 10 during the period. % is calculated as Quantity/Base number\*100

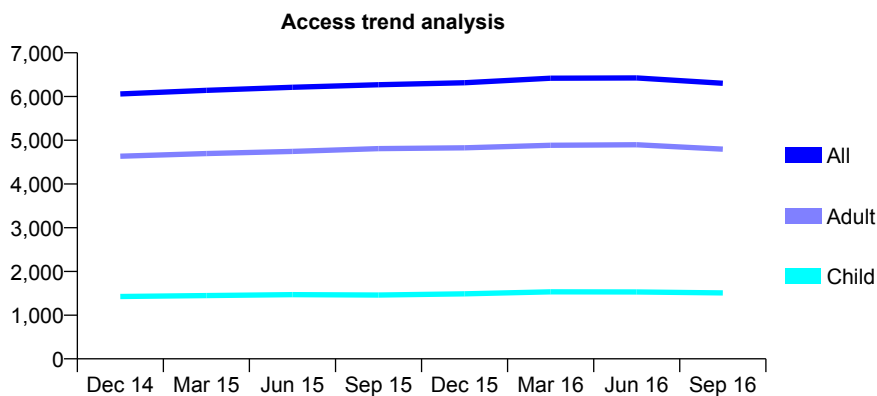
## Q70 - Vital Signs At a Glance Contract Report for 101435/0079 - September 2016

Name or company name	IDH Limited
Contract type name	GDS Contract
Purpose of contract	General
Contract start date	02/01/2008
Contract end date	

16/17 Contracted general activity (UDA)	17,000
Carry forward general activity (UDA)	0
16/17 Contracted orthodontic activity (UOA)	0
Carry forward orthodontic activity (UOA)	0
Baseline contract value	£409,003.06

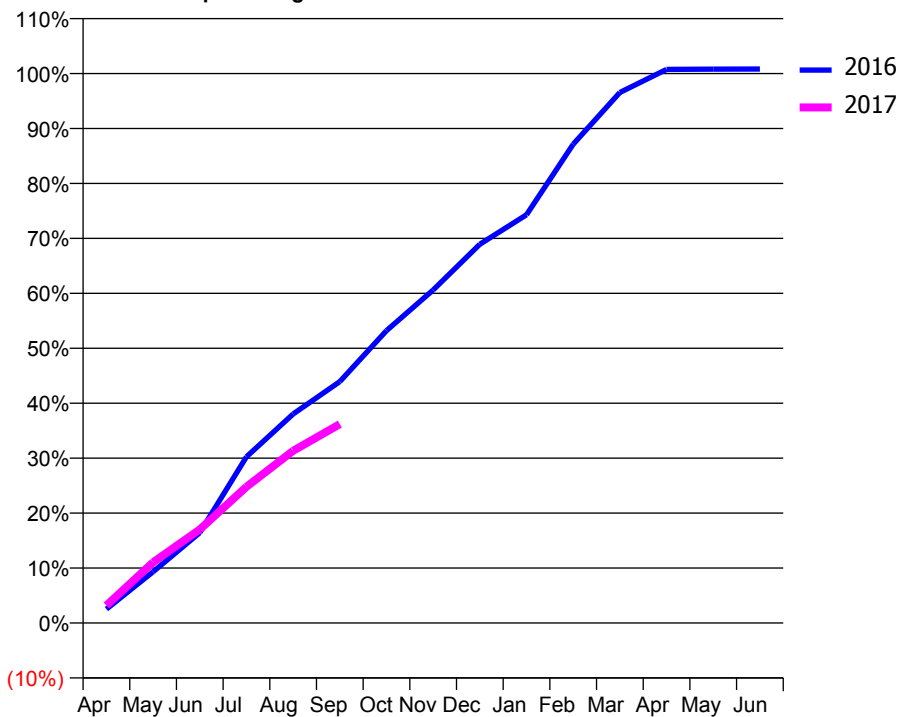
### ACCESS\*

Patients seen in 24 months	Total	Change since previous quarter
Quarter ending September 2015	6,268	
Quarter ending December 2015	6,315	→
Quarter ending March 2016	6,418	→
Quarter ending June 2016	6,426	→
Quarter ending September 2016	6,302	↓
<b>Variance since September 2015</b>	<b>0.5%</b>	<b>→</b>



### ACTIVITY

Cumulative percentage of contracted UDA delivered 2016 & 2017



Adjusted Scheduled Activity (UDA)

Month	2016	2017
April	429	544
May	1,584	1,880
June	2,795	2,896
July	5,142	4,215
August	6,468	5,327
September	7,471	6,154
October	9,043	
November	10,305	
December	11,718	
January	12,628	
February	14,811	
March	16,411	
April	17,126	
May	17,134	
June	17,137	

### QUALITY

	Quantity	Base Number	Contract	AT	Region	England
% of FP17s for the same patient ID Re-attending within 3 months - Children	64	1,035	6.2%	10.3%	11.8%	12.4%
% of FP17s for the same patient ID Re-attending within 3 months - Adults	298	2,861	10.4%	15.1%	16.6%	16.7%
% of FP17s for the same patient ID Re-attending between 3 & 9 months - Children	703	1,035	67.9%	60.7%	60.2%	57.4%
% of FP17s for the same patient ID Re-attending between 3 & 9 months - Adults	1,767	2,861	61.8%	52.7%	52.0%	50.5%
% of FP17s for Band 1 Urgent Courses	294	3,510	8.4%	9.6%	9.4%	9.1%
% of FP17s Relating to Free Repair or Replacements	26	3,510	0.7%	0.7%	0.7%	0.8%
% of FP17s Relating to Continuations	19	3,510	0.5%	1.3%	1.2%	1.3%
% of Patients satisfied with the dentistry they have received	0	0	N/A	91.6%	93.6%	93.2%
% of Patients satisfied with the time they had to wait for an appointment	0	0	N/A	87.7%	89.1%	89.0%

\* This is based on patients treated on this contract for their most recent course of treatment. Figures in italics indicate the base number of FP17s or Patient Questionnaire responses are less than 100. N/A is shown where the base number of responses is less than 10 during the period. % is calculated as Quantity/Base number\*100

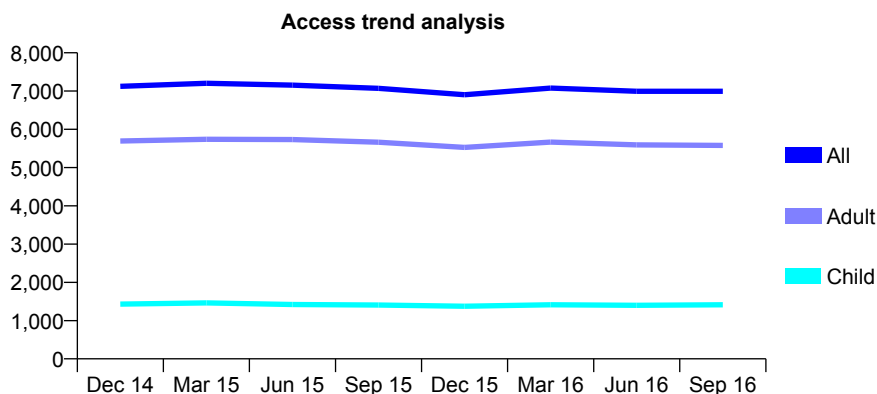
## Q70 - Vital Signs At a Glance Contract Report for 101435/0092 - September 2016

Name or company name	IDH Limited
Contract type name	GDS Contract
Purpose of contract	General
Contract start date	01/04/2008
Contract end date	

16/17 Contracted general activity (UDA)	23,064
Carry forward general activity (UDA)	0
16/17 Contracted orthodontic activity (UOA)	0
Carry forward orthodontic activity (UOA)	0
Baseline contract value	£574,578.61

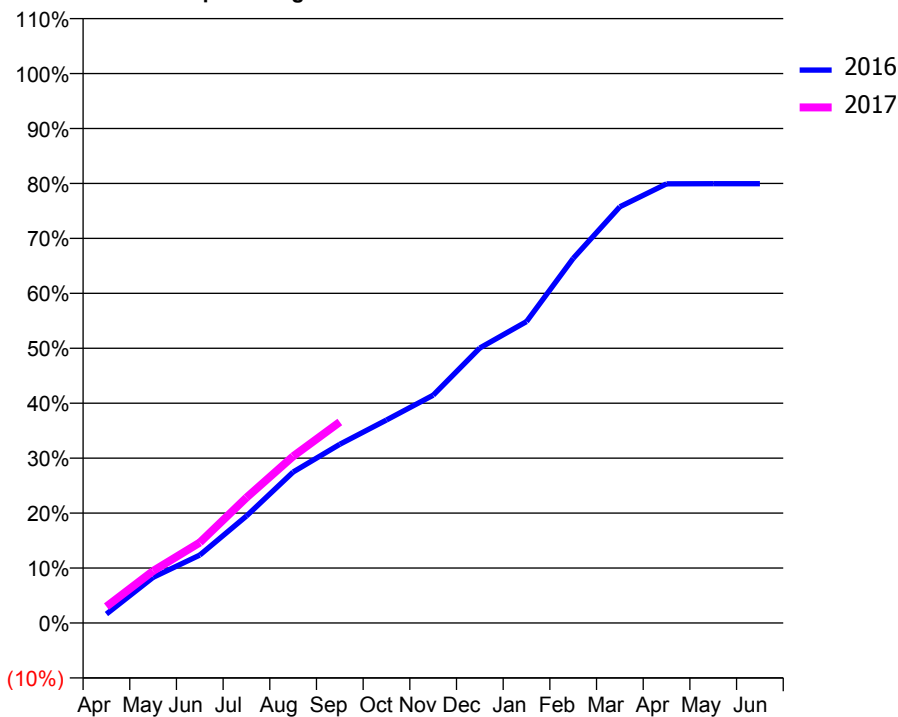
### ACCESS\*

Patients seen in 24 months	Total	Change since previous quarter
Quarter ending September 2015	7,072	
Quarter ending December 2015	6,904	↓
Quarter ending March 2016	7,079	↑
Quarter ending June 2016	6,994	↓
Quarter ending September 2016	6,993	→
<b>Variance since September 2015</b>	<b>(1.1%)</b>	<b>↓</b>



### ACTIVITY

Cumulative percentage of contracted UDA delivered 2016 & 2017



Adjusted Scheduled Activity (UDA)

Month	2016	2017
April	388	693
May	1,968	2,184
June	2,933	3,380
July	4,619	5,262
August	6,514	7,001
September	7,710	8,439
October	8,756	
November	9,828	
December	11,864	
January	13,002	
February	15,726	
March	17,957	
April	18,946	
May	18,948	
June	18,948	

### QUALITY

	Quantity	Base Number	Contract	AT	Region	England
% of FP17s for the same patient ID Re-attending within 3 months - Children	30	1,048	2.9%	10.3%	11.8%	12.4%
% of FP17s for the same patient ID Re-attending within 3 months - Adults	361	3,782	9.5%	15.1%	16.6%	16.7%
% of FP17s for the same patient ID Re-attending between 3 & 9 months - Children	670	1,048	63.9%	60.7%	60.2%	57.4%
% of FP17s for the same patient ID Re-attending between 3 & 9 months - Adults	2,156	3,782	57.0%	52.7%	52.0%	50.5%
% of FP17s for Band 1 Urgent Courses	522	4,454	11.7%	9.6%	9.4%	9.1%
% of FP17s Relating to Free Repair or Replacements	20	4,454	0.4%	0.7%	0.7%	0.8%
% of FP17s Relating to Continuations	32	4,454	0.7%	1.3%	1.2%	1.3%
% of Patients satisfied with the dentistry they have received	7	7	N/A	91.6%	93.6%	93.2%
% of Patients satisfied with the time they had to wait for an appointment	7	7	N/A	87.7%	89.1%	89.0%

\* This is based on patients treated on this contract for their most recent course of treatment. Figures in italics indicate the base number of FP17s or Patient Questionnaire responses are less than 100. N/A is shown where the base number of responses is less than 10 during the period. % is calculated as Quantity/Base number\*100

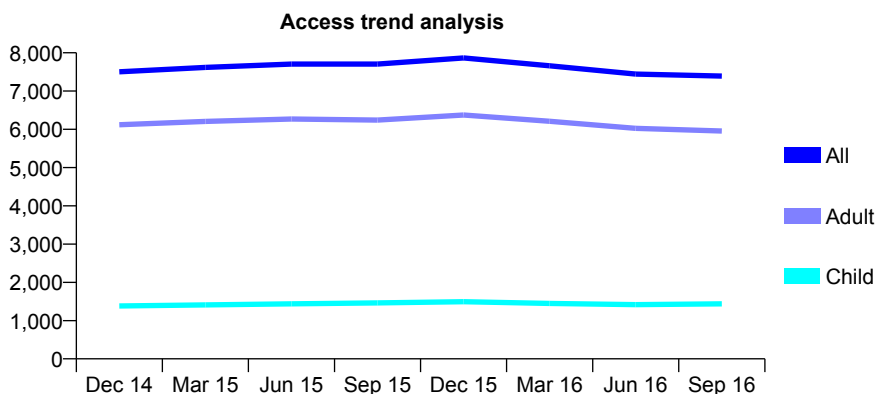
## Q70 - Vital Signs At a Glance Contract Report for 101435/0094 - September 2016

Name or company name	IDH Limited
Contract type name	GDS Contract
Purpose of contract	General
Contract start date	01/06/2008
Contract end date	

16/17 Contracted general activity (UDA)	24,500
Carry forward general activity (UDA)	0
16/17 Contracted orthodontic activity (UOA)	0
Carry forward orthodontic activity (UOA)	0
Baseline contract value	£562,528.16

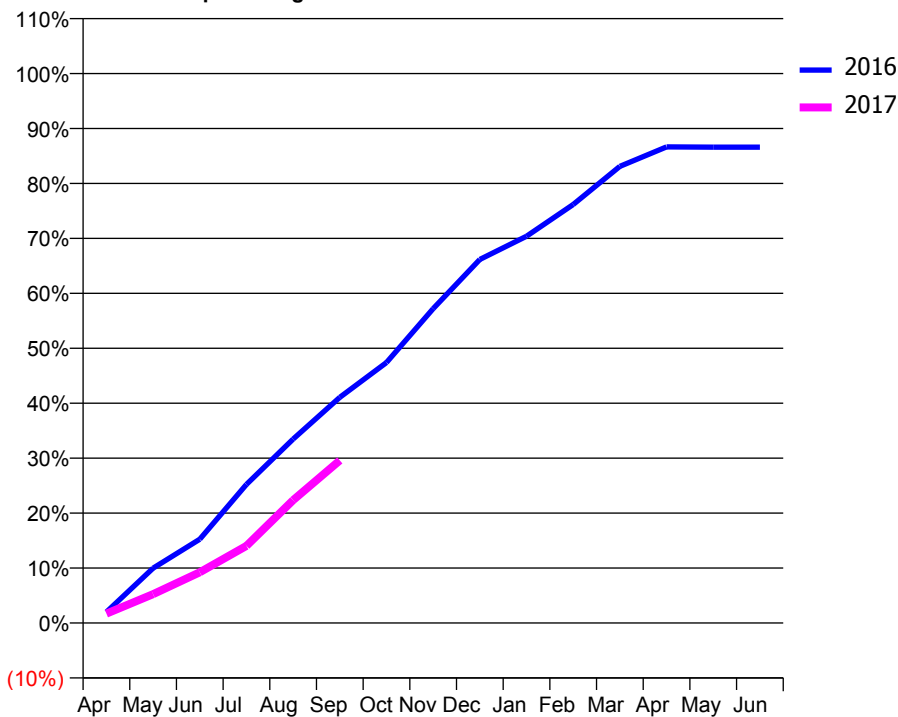
### ACCESS\*

Patients seen in 24 months	Total	Change since previous quarter
Quarter ending September 2015	7,706	
Quarter ending December 2015	7,866	↑
Quarter ending March 2016	7,660	↓
Quarter ending June 2016	7,443	↓
Quarter ending September 2016	7,393	→
<b>Variance since September 2015</b>	<b>(4.1%)</b>	<b>↓</b>



### ACTIVITY

Cumulative percentage of contracted UDA delivered 2016 & 2017



Month	Adjusted Scheduled Activity (UDA)	
	2016	2017
April	488	417
May	2,445	1,285
June	3,739	2,264
July	6,183	3,439
August	8,201	5,478
September	10,064	7,248
October	11,616	
November	14,015	
December	16,210	
January	17,244	
February	18,662	
March	20,358	
April	21,226	
May	21,218	
June	21,218	

### QUALITY

	Quantity	Base Number	Contract	AT	Region	England
% of FP17s for the same patient ID Re-attending within 3 months - Children	47	837	5.6%	10.3%	11.8%	12.4%
% of FP17s for the same patient ID Re-attending within 3 months - Adults	551	3,475	15.9%	15.1%	16.6%	16.7%
% of FP17s for the same patient ID Re-attending between 3 & 9 months - Children	346	837	41.3%	60.7%	60.2%	57.4%
% of FP17s for the same patient ID Re-attending between 3 & 9 months - Adults	1,504	3,475	43.3%	52.7%	52.0%	50.5%
% of FP17s for Band 1 Urgent Courses	450	3,976	11.3%	9.6%	9.4%	9.1%
% of FP17s Relating to Free Repair or Replacements	48	3,976	1.2%	0.7%	0.7%	0.8%
% of FP17s Relating to Continuations	112	3,976	2.8%	1.3%	1.2%	1.3%
% of Patients satisfied with the dentistry they have received	4	4	N/A	91.6%	93.6%	93.2%
% of Patients satisfied with the time they had to wait for an appointment	0	4	N/A	87.7%	89.1%	89.0%

\* This is based on patients treated on this contract for their most recent course of treatment. Figures in italics indicate the base number of FP17s or Patient Questionnaire responses are less than 100. N/A is shown where the base number of responses is less than 10 during the period. % is calculated as Quantity/Base number\*100

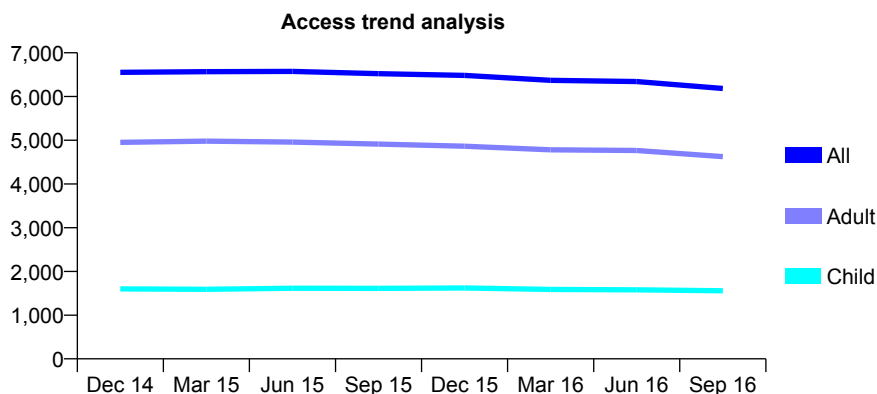
## Q70 - Vital Signs At a Glance Contract Report for 101435/0104 - September 2016

Name or company name	IDH Limited
Contract type name	GDS Contract
Purpose of contract	General
Contract start date	01/08/2008
Contract end date	

16/17 Contracted general activity (UDA)	23,748
Carry forward general activity (UDA)	0
16/17 Contracted orthodontic activity (UOA)	0
Carry forward orthodontic activity (UOA)	0
Baseline contract value	£577,144.50

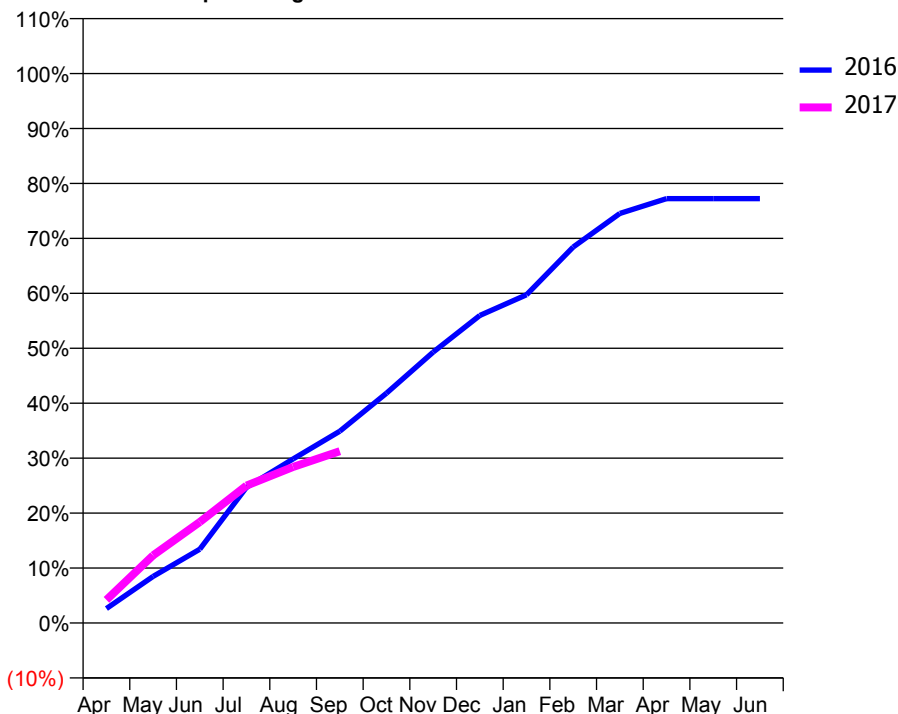
### ACCESS\*

Patients seen in 24 months	Total	Change since previous quarter
Quarter ending September 2015	6,524	
Quarter ending December 2015	6,483	→
Quarter ending March 2016	6,369	↓
Quarter ending June 2016	6,344	→
Quarter ending September 2016	6,183	↓
<b>Variance since September 2015</b>	<b>(5.2%)</b>	<b>↓</b>



### ACTIVITY

Cumulative percentage of contracted UDA delivered 2016 & 2017



Adjusted Scheduled Activity (UDA)

Month	2016	2017
April	594	1,001
May	1,910	2,925
June	3,023	4,363
July	5,554	5,937
August	6,721	6,744
September	7,856	7,424
October	9,413	
November	11,095	
December	12,595	
January	13,442	
February	15,396	
March	16,770	
April	17,376	
May	17,376	
June	17,379	

### QUALITY

	Quantity	Base Number	Contract	AT	Region	England
% of FP17s for the same patient ID Re-attending within 3 months - Children	65	1,004	6.5%	10.3%	11.8%	12.4%
% of FP17s for the same patient ID Re-attending within 3 months - Adults	295	2,706	10.9%	15.1%	16.6%	16.7%
% of FP17s for the same patient ID Re-attending between 3 & 9 months - Children	587	1,004	58.5%	60.7%	60.2%	57.4%
% of FP17s for the same patient ID Re-attending between 3 & 9 months - Adults	1,560	2,706	57.6%	52.7%	52.0%	50.5%
% of FP17s for Band 1 Urgent Courses	223	3,461	6.4%	9.6%	9.4%	9.1%
% of FP17s Relating to Free Repair or Replacements	16	3,461	0.5%	0.7%	0.7%	0.8%
% of FP17s Relating to Continuations	29	3,461	0.8%	1.3%	1.2%	1.3%
% of Patients satisfied with the dentistry they have received	2	2	N/A	91.6%	93.6%	93.2%
% of Patients satisfied with the time they had to wait for an appointment	2	2	N/A	87.7%	89.1%	89.0%

\* This is based on patients treated on this contract for their most recent course of treatment. Figures in italics indicate the base number of FP17s or Patient Questionnaire responses are less than 100. N/A is shown where the base number of responses is less than 10 during the period. % is calculated as Quantity/Base number\*100

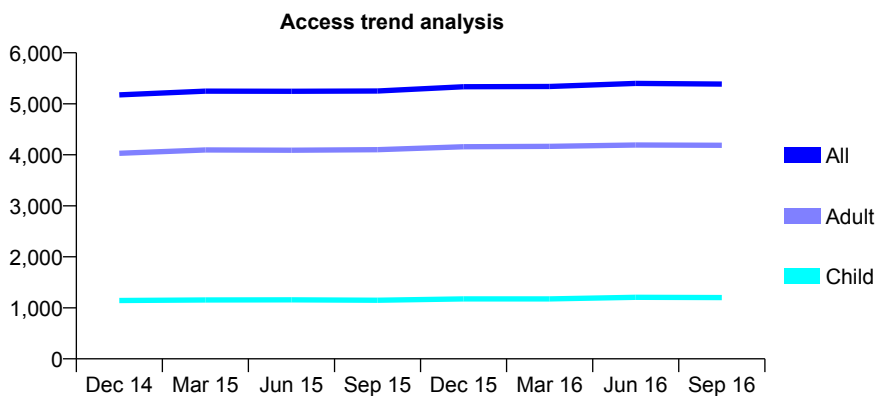
## Q70 - Vital Signs At a Glance Contract Report for 101435/0105 - September 2016

Name or company name	IDH Limited
Contract type name	GDS Contract
Purpose of contract	General
Contract start date	01/08/2008
Contract end date	

16/17 Contracted general activity (UDA)	15,000
Carry forward general activity (UDA)	0
16/17 Contracted orthodontic activity (UOA)	0
Carry forward orthodontic activity (UOA)	0
Baseline contract value	£358,982.69

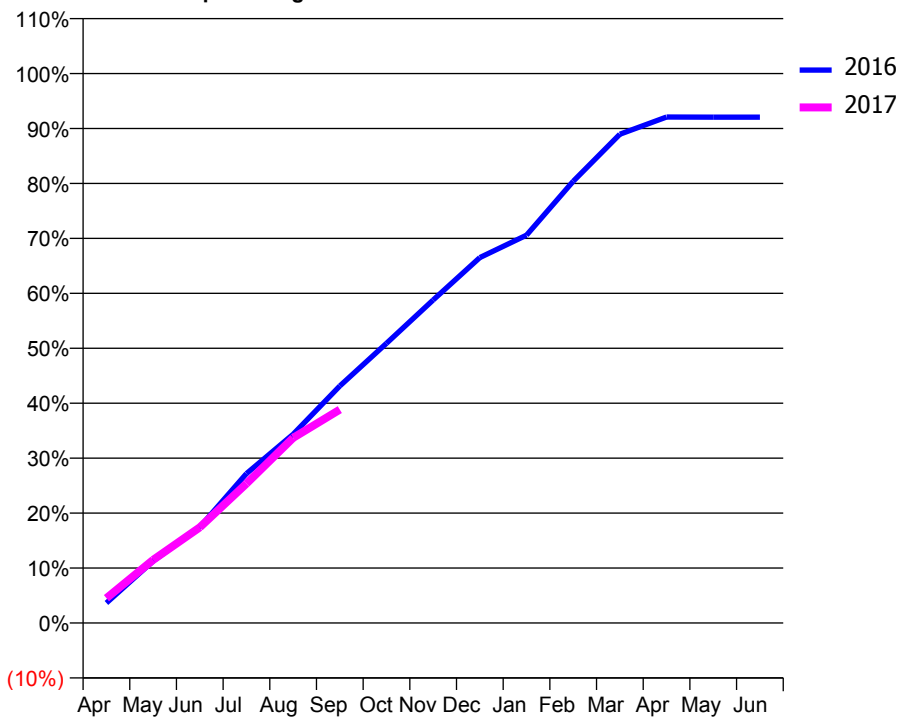
### ACCESS\*

Patients seen in 24 months	Total	Change since previous quarter
Quarter ending September 2015	5,250	
Quarter ending December 2015	5,335	→
Quarter ending March 2016	5,339	→
Quarter ending June 2016	5,399	→
Quarter ending September 2016	5,388	→
<b>Variance since September 2015</b>	2.6%	↑



### ACTIVITY

Cumulative percentage of contracted UDA delivered 2016 & 2017



Adjusted Scheduled Activity (UDA)

Month	2016	2017
April	549	679
May	1,691	1,723
June	2,620	2,611
July	4,079	3,807
August	5,152	5,055
September	6,471	5,824
October	7,634	
November	8,820	
December	9,976	
January	10,588	
February	12,057	
March	13,342	
April	13,811	
May	13,808	
June	13,808	

### QUALITY

	Quantity	Base Number	Contract	AT	Region	England
% of FP17s for the same patient ID Re-attending within 3 months - Children	39	949	4.1%	10.3%	11.8%	12.4%
% of FP17s for the same patient ID Re-attending within 3 months - Adults	276	2,726	10.1%	15.1%	16.6%	16.7%
% of FP17s for the same patient ID Re-attending between 3 & 9 months - Children	568	949	59.9%	60.7%	60.2%	57.4%
% of FP17s for the same patient ID Re-attending between 3 & 9 months - Adults	1,630	2,726	59.8%	52.7%	52.0%	50.5%
% of FP17s for Band 1 Urgent Courses	276	3,399	8.1%	9.6%	9.4%	9.1%
% of FP17s Relating to Free Repair or Replacements	19	3,399	0.6%	0.7%	0.7%	0.8%
% of FP17s Relating to Continuations	25	3,399	0.7%	1.3%	1.2%	1.3%
% of Patients satisfied with the dentistry they have received	5	5	N/A	91.6%	93.6%	93.2%
% of Patients satisfied with the time they had to wait for an appointment	5	5	N/A	87.7%	89.1%	89.0%

\* This is based on patients treated on this contract for their most recent course of treatment. Figures in italics indicate the base number of FP17s or Patient Questionnaire responses are less than 100. N/A is shown where the base number of responses is less than 10 during the period. % is calculated as Quantity/Base number\*100

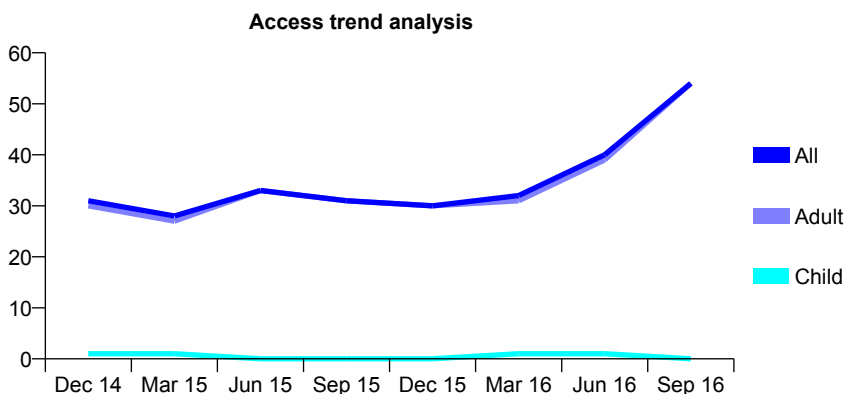
## Q70 - Vital Signs At a Glance Contract Report for 101435/0133 - September 2016

Name or company name	IDH Limited
Contract type name	GDS Contract
Purpose of contract	General
Contract start date	01/04/2010
Contract end date	

16/17 Contracted general activity (UDA)	310
Carry forward general activity (UDA)	0
16/17 Contracted orthodontic activity (UOA)	0
Carry forward orthodontic activity (UOA)	0
Baseline contract value	£0.00

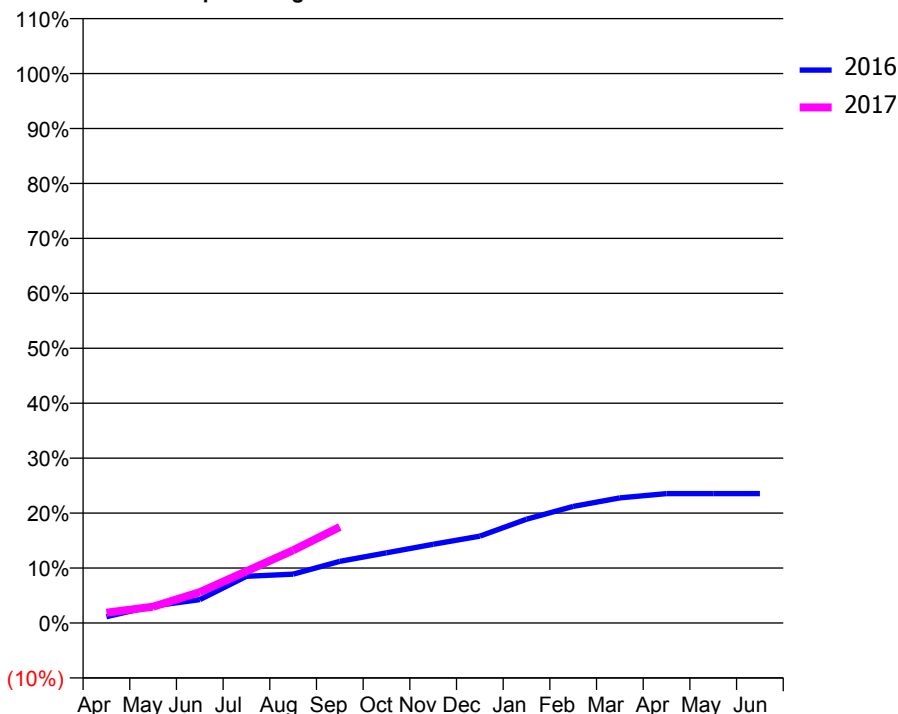
### ACCESS\*

Patients seen in 24 months	Total	Change since previous quarter
Quarter ending September 2015	31	
Quarter ending December 2015	30	↓
Quarter ending March 2016	32	↑
Quarter ending June 2016	40	↑
Quarter ending September 2016	54	↑
<b>Variance since September 2015</b>	<b>74.2%</b>	<b>↑</b>



### ACTIVITY

Cumulative percentage of contracted UDA delivered 2016 & 2017



Month	Adjusted Scheduled Activity (UDA)	
	2016	2017
April	4	6
May	10	9
June	13	17
July	26	29
August	28	41
September	35	54
October	40	
November	44	
December	49	
January	59	
February	66	
March	71	
April	73	
May	73	
June	73	

### QUALITY

	Quantity	Base Number	Contract	AT	Region	England
% of FP17s for the same patient ID Re-attending within 3 months - Children	0	2	0.0%	10.3%	11.8%	12.4%
% of FP17s for the same patient ID Re-attending within 3 months - Adults	0	46	0.0%	15.1%	16.6%	16.7%
% of FP17s for the same patient ID Re-attending between 3 & 9 months - Children	0	2	0.0%	60.7%	60.2%	57.4%
% of FP17s for the same patient ID Re-attending between 3 & 9 months - Adults	0	46	0.0%	52.7%	52.0%	50.5%
% of FP17s for Band 1 Urgent Courses	41	46	89.1%	9.6%	9.4%	9.1%
% of FP17s Relating to Free Repair or Replacements	0	46	0.0%	0.7%	0.7%	0.8%
% of FP17s Relating to Continuations	0	46	0.0%	1.3%	1.2%	1.3%
% of Patients satisfied with the dentistry they have received	0	0	N/A	91.6%	93.6%	93.2%
% of Patients satisfied with the time they had to wait for an appointment	0	0	N/A	87.7%	89.1%	89.0%

\* This is based on patients treated on this contract for their most recent course of treatment. Figures in italics indicate the base number of FP17s or Patient Questionnaire responses are less than 100. N/A is shown where the base number of responses is less than 10 during the period. % is calculated as Quantity/Base number\*100



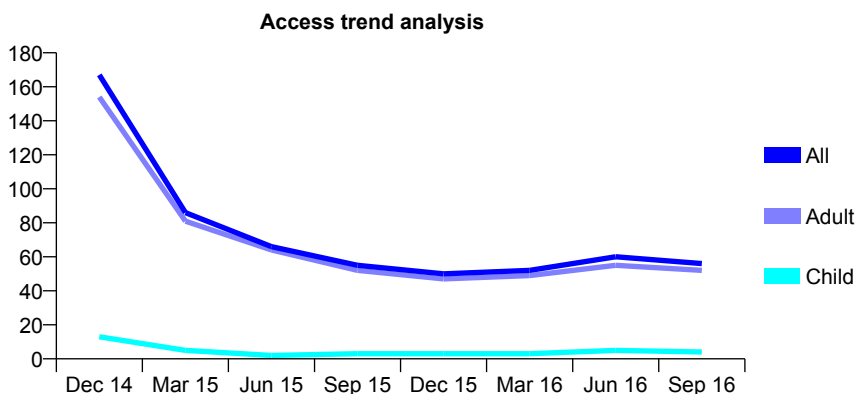
## Q70 - Vital Signs At a Glance Contract Report for 101435/0136 - September 2016

Name or company name	IDH Limited
Contract type name	GDS Contract
Purpose of contract	General
Contract start date	01/04/2010
Contract end date	

16/17 Contracted general activity (UDA)	373
Carry forward general activity (UDA)	0
16/17 Contracted orthodontic activity (UOA)	0
Carry forward orthodontic activity (UOA)	0
Baseline contract value	£0.00

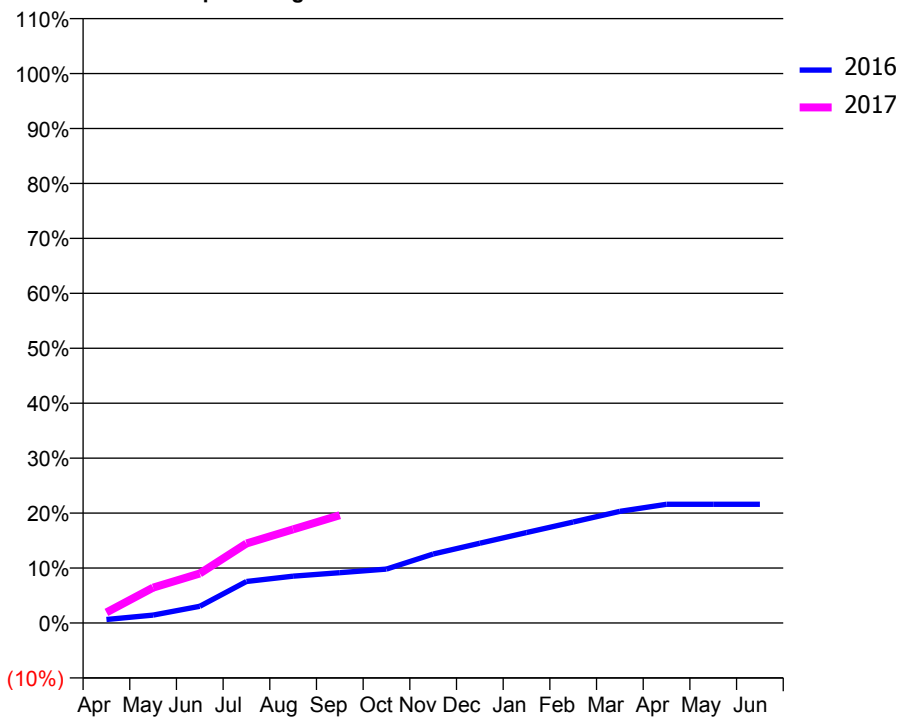
### ACCESS\*

Patients seen in 24 months	Total	Change since previous quarter
Quarter ending September 2015	55	
Quarter ending December 2015	50	↓
Quarter ending March 2016	52	↑
Quarter ending June 2016	60	↑
Quarter ending September 2016	56	↓
<b>Variance since September 2015</b>	<b>1.8%</b>	→



### ACTIVITY

Cumulative percentage of contracted UDA delivered 2016 & 2017



Adjusted Scheduled Activity (UDA)

Month	2016	2017
April	2	7
May	5	24
June	11	34
July	28	54
August	32	64
September	34	73
October	37	
November	47	
December	54	
January	61	
February	69	
March	76	
April	81	
May	81	
June	81	

### QUALITY

	Quantity	Base Number	Contract	AT	Region	England
% of FP17s for the same patient ID Re-attending within 3 months - Children	0	4	0.0%	10.3%	11.8%	12.4%
% of FP17s for the same patient ID Re-attending within 3 months - Adults	1	61	1.6%	15.1%	16.6%	16.7%
% of FP17s for the same patient ID Re-attending between 3 & 9 months - Children	0	4	0.0%	60.7%	60.2%	57.4%
% of FP17s for the same patient ID Re-attending between 3 & 9 months - Adults	0	61	0.0%	52.7%	52.0%	50.5%
% of FP17s for Band 1 Urgent Courses	61	61	100.0%	9.6%	9.4%	9.1%
% of FP17s Relating to Free Repair or Replacements	0	61	0.0%	0.7%	0.7%	0.8%
% of FP17s Relating to Continuations	0	61	0.0%	1.3%	1.2%	1.3%
% of Patients satisfied with the dentistry they have received	0	0	N/A	91.6%	93.6%	93.2%
% of Patients satisfied with the time they had to wait for an appointment	0	0	N/A	87.7%	89.1%	89.0%

\* This is based on patients treated on this contract for their most recent course of treatment. Figures in italics indicate the base number of FP17s or Patient Questionnaire responses are less than 100. N/A is shown where the base number of responses is less than 10 during the period. % is calculated as Quantity/Base number\*100

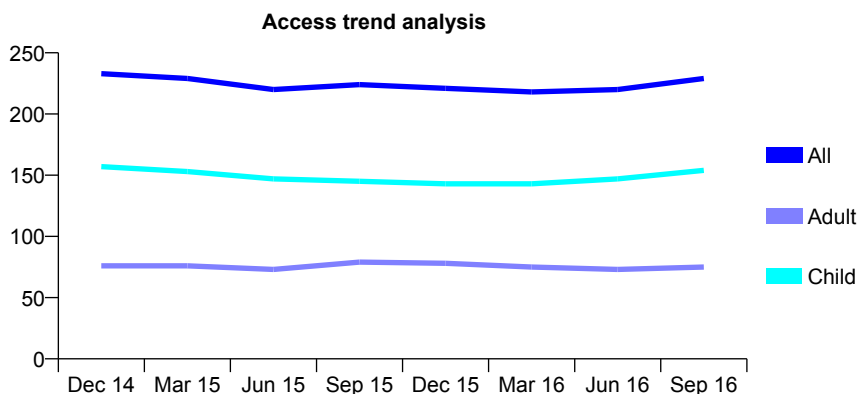
## Q70 - Vital Signs At a Glance Contract Report for 101680/0001 - September 2016

Name or company name	Mrs S Robinson
Contract type name	GDS Contract
Purpose of contract	General
Contract start date	01/09/2012
Contract end date	

16/17 Contracted general activity (UDA)	600
Carry forward general activity (UDA)	0
16/17 Contracted orthodontic activity (UOA)	0
Carry forward orthodontic activity (UOA)	0
Baseline contract value	£12,980.77

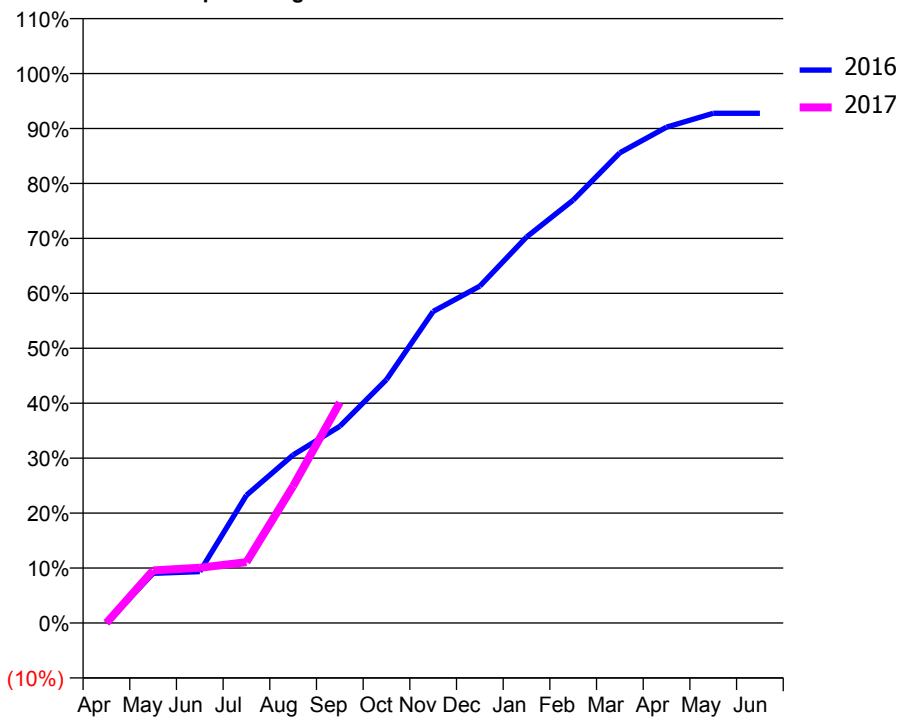
### ACCESS\*

Patients seen in 24 months	Total	Change since previous quarter
Quarter ending September 2015	224	
Quarter ending December 2015	221	↓
Quarter ending March 2016	218	↓
Quarter ending June 2016	220	→
Quarter ending September 2016	229	↑
<b>Variance since September 2015</b>	2.2%	↑



### ACTIVITY

Cumulative percentage of contracted UDA delivered 2016 & 2017



Month	Adjusted Scheduled Activity (UDA)	
	2016	2017
April	0	0
May	54	57
June	56	60
July	140	66
August	184	149
September	215	241
October	266	
November	340	
December	368	
January	421	
February	462	
March	513	
April	541	
May	557	
June	557	

### QUALITY

	Quantity	Base Number	Contract	AT	Region	England
% of FP17s for the same patient ID Re-attending within 3 months - Children	13	135	9.6%	10.3%	11.8%	12.4%
% of FP17s for the same patient ID Re-attending within 3 months - Adults	17	57	29.8%	15.1%	16.6%	16.7%
% of FP17s for the same patient ID Re-attending between 3 & 9 months - Children	85	135	63.0%	60.7%	60.2%	57.4%
% of FP17s for the same patient ID Re-attending between 3 & 9 months - Adults	22	57	38.6%	52.7%	52.0%	50.5%
% of FP17s for Band 1 Urgent Courses	14	161	8.7%	9.6%	9.4%	9.1%
% of FP17s Relating to Free Repair or Replacements	0	161	0.0%	0.7%	0.7%	0.8%
% of FP17s Relating to Continuations	0	161	0.0%	1.3%	1.2%	1.3%
% of Patients satisfied with the dentistry they have received	0	0	N/A	91.6%	93.6%	93.2%
% of Patients satisfied with the time they had to wait for an appointment	0	0	N/A	87.7%	89.1%	89.0%

\* This is based on patients treated on this contract for their most recent course of treatment. Figures in italics indicate the base number of FP17s or Patient Questionnaire responses are less than 100. N/A is shown where the base number of responses is less than 10 during the period. % is calculated as Quantity/Base number\*100

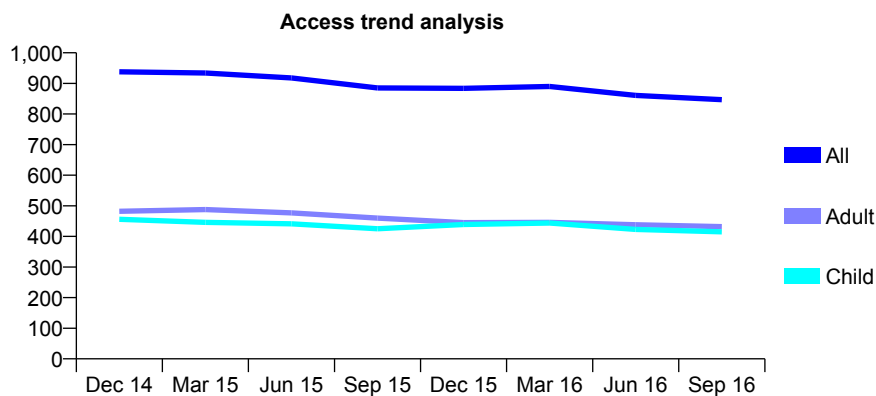
## Q70 - Vital Signs At a Glance Contract Report for 101923/0001 - September 2016

Name or company name	Bounty Road Dental Practice Partnership
Contract type name	GDS Contract
Purpose of contract	General
Contract start date	01/04/2009
Contract end date	

16/17 Contracted general activity (UDA)	3,000
Carry forward general activity (UDA)	37
16/17 Contracted orthodontic activity (UOA)	0
Carry forward orthodontic activity (UOA)	0
Baseline contract value	£65,076.78

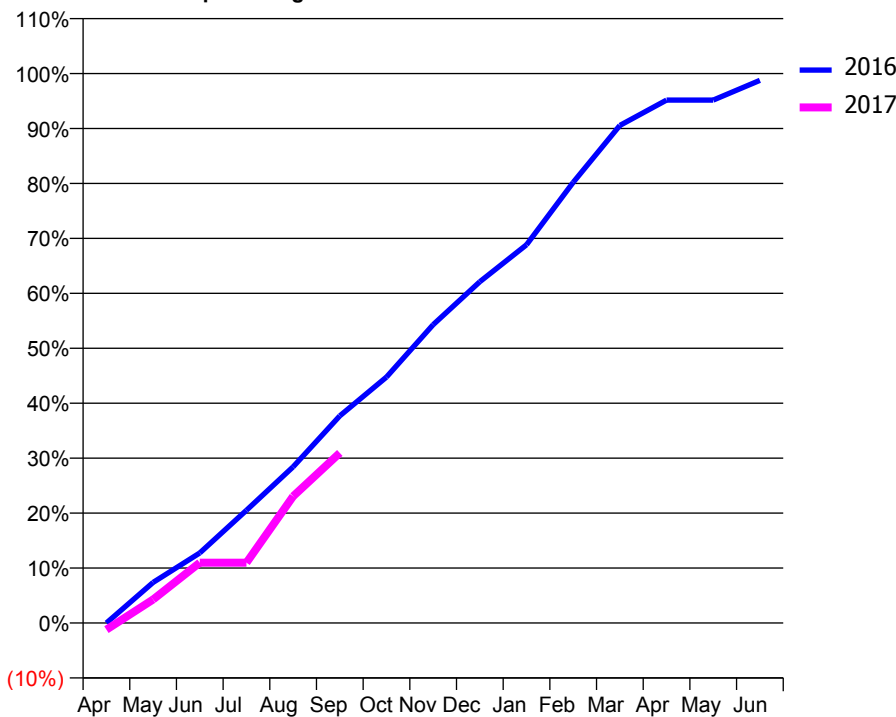
### ACCESS\*

Patients seen in 24 months	Total	Change since previous quarter
Quarter ending September 2015	885	
Quarter ending December 2015	884	→
Quarter ending March 2016	890	→
Quarter ending June 2016	861	↓
Quarter ending September 2016	847	↓
<b>Variance since September 2015</b>	<b>(4.3%)</b>	<b>↓</b>



### ACTIVITY

Cumulative percentage of contracted UDA delivered 2016 & 2017



Adjusted Scheduled Activity (UDA)

Month	2016	2017
April	0	-37
May	222	129
June	382	329
July	616	329
August	853	692
September	1,131	929
October	1,343	
November	1,629	
December	1,863	
January	2,065	
February	2,405	
March	2,716	
April	2,855	
May	2,855	
June	2,963	

### QUALITY

	Quantity	Base Number	Contract	AT	Region	England
% of FP17s for the same patient ID Re-attending within 3 months - Children	25	309	8.1%	10.3%	11.8%	12.4%
% of FP17s for the same patient ID Re-attending within 3 months - Adults	30	230	13.0%	15.1%	16.6%	16.7%
% of FP17s for the same patient ID Re-attending between 3 & 9 months - Children	203	309	65.7%	60.7%	60.2%	57.4%
% of FP17s for the same patient ID Re-attending between 3 & 9 months - Adults	128	230	55.7%	52.7%	52.0%	50.5%
% of FP17s for Band 1 Urgent Courses	39	470	8.3%	9.6%	9.4%	9.1%
% of FP17s Relating to Free Repair or Replacements	2	470	0.4%	0.7%	0.7%	0.8%
% of FP17s Relating to Continuations	7	470	1.5%	1.3%	1.2%	1.3%
% of Patients satisfied with the dentistry they have received	8	8	N/A	91.6%	93.6%	93.2%
% of Patients satisfied with the time they had to wait for an appointment	7	8	N/A	87.7%	89.1%	89.0%

\* This is based on patients treated on this contract for their most recent course of treatment. Figures in italics indicate the base number of FP17s or Patient Questionnaire responses are less than 100. N/A is shown where the base number of responses is less than 10 during the period. % is calculated as Quantity/Base number\*100

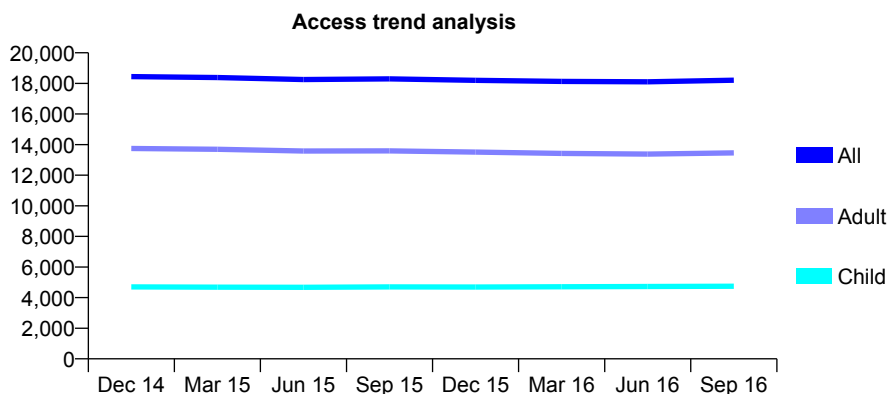
## Q70 - Vital Signs At a Glance Contract Report for 102482/0001 - September 2016

Name or company name	Marlfield House Dental Practice
Contract type name	GDS Contract
Purpose of contract	General
Contract start date	01/04/2011
Contract end date	

16/17 Contracted general activity (UDA)	45,758
Carry forward general activity (UDA)	233
16/17 Contracted orthodontic activity (UOA)	0
Carry forward orthodontic activity (UOA)	0
Baseline contract value	£1,473,661.32

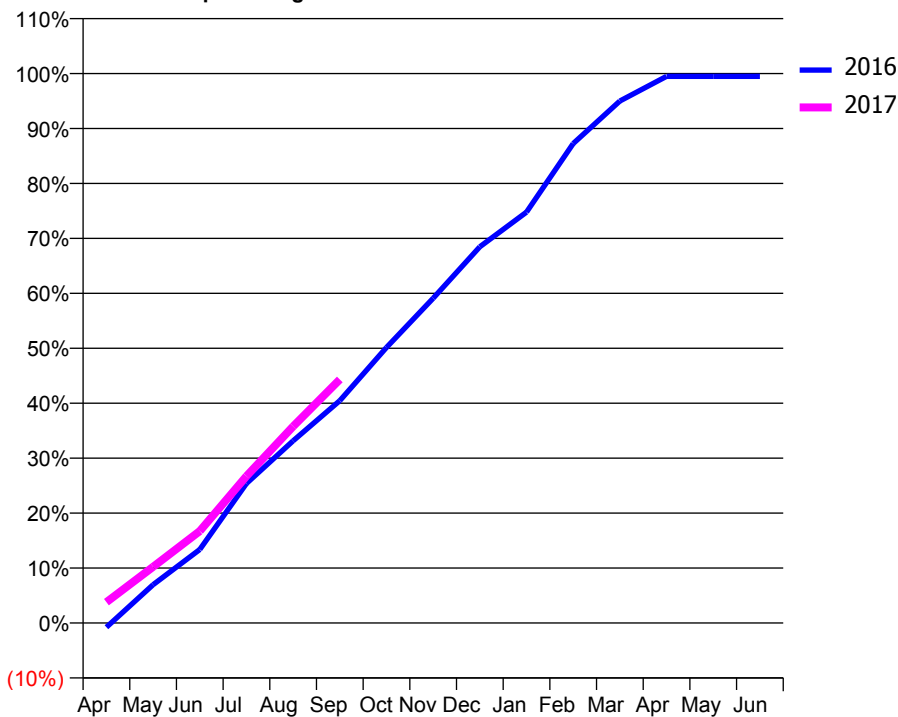
### ACCESS\*

Patients seen in 24 months	Total	Change since previous quarter
Quarter ending September 2015	18,293	
Quarter ending December 2015	18,201	→
Quarter ending March 2016	18,130	→
Quarter ending June 2016	18,107	→
Quarter ending September 2016	18,206	→
<b>Variance since September 2015</b>	<b>(0.5%)</b>	→



### ACTIVITY

Cumulative percentage of contracted UDA delivered 2016 & 2017



Month	Adjusted Scheduled Activity (UDA)	
	2016	2017
April	-359	1,732
May	3,187	4,675
June	6,123	7,659
July	11,622	12,228
August	15,170	16,368
September	18,513	20,282
October	22,949	
November	27,049	
December	31,328	
January	34,220	
February	39,927	
March	43,471	
April	45,516	
May	45,525	
June	45,525	

### QUALITY

	Quantity	Base Number	Contract	AT	Region	England
% of FP17s for the same patient ID Re-attending within 3 months - Children	200	3,857	5.2%	10.3%	11.8%	12.4%
% of FP17s for the same patient ID Re-attending within 3 months - Adults	1,062	9,815	10.8%	15.1%	16.6%	16.7%
% of FP17s for the same patient ID Re-attending between 3 & 9 months - Children	2,659	3,857	68.9%	60.7%	60.2%	57.4%
% of FP17s for the same patient ID Re-attending between 3 & 9 months - Adults	6,555	9,815	66.8%	52.7%	52.0%	50.5%
% of FP17s for Band 1 Urgent Courses	850	12,553	6.8%	9.6%	9.4%	9.1%
% of FP17s Relating to Free Repair or Replacements	55	12,553	0.4%	0.7%	0.7%	0.8%
% of FP17s Relating to Continuations	42	12,553	0.3%	1.3%	1.2%	1.3%
% of Patients satisfied with the dentistry they have received	13	13	100.0%	91.6%	93.6%	93.2%
% of Patients satisfied with the time they had to wait for an appointment	12	13	92.3%	87.7%	89.1%	89.0%

\* This is based on patients treated on this contract for their most recent course of treatment. Figures in italics indicate the base number of FP17s or Patient Questionnaire responses are less than 100. N/A is shown where the base number of responses is less than 10 during the period. % is calculated as Quantity/Base number\*100

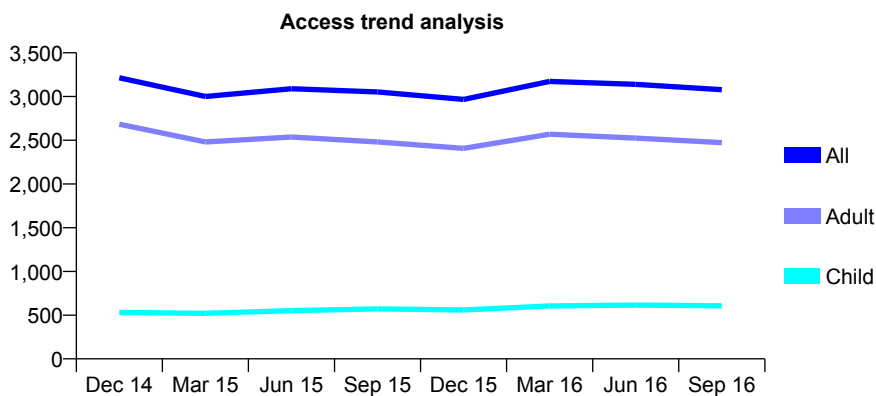
## Q70 - Vital Signs At a Glance Contract Report for 102571/0001 - September 2016

Name or company name	Dr R Mihoc
Contract type name	GDS Contract
Purpose of contract	General
Contract start date	01/07/2010
Contract end date	

16/17 Contracted general activity (UDA)	6,421
Carry forward general activity (UDA)	28
16/17 Contracted orthodontic activity (UOA)	0
Carry forward orthodontic activity (UOA)	0
Baseline contract value	£136,758.75

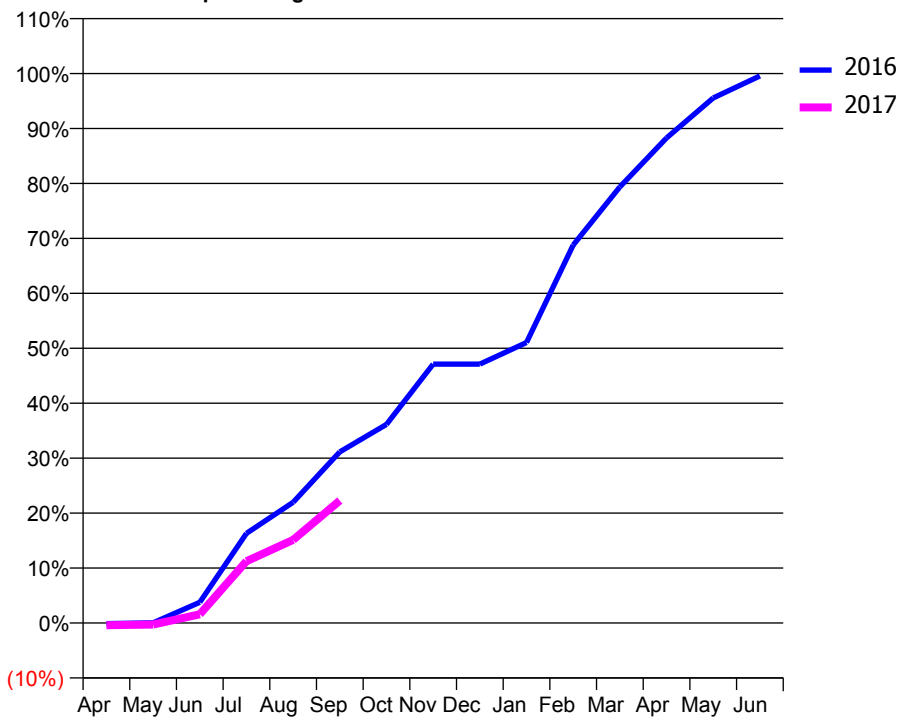
### ACCESS\*

Patients seen in 24 months	Total	Change since previous quarter
Quarter ending September 2015	3,052	
Quarter ending December 2015	2,967	↓
Quarter ending March 2016	3,173	↑
Quarter ending June 2016	3,140	↓
Quarter ending September 2016	3,079	↓
<b>Variance since September 2015</b>	<b>0.9%</b>	→



### ACTIVITY

Cumulative percentage of contracted UDA delivered 2016 & 2017



Adjusted Scheduled Activity (UDA)

Month	2016	2017
April	-9	-28
May	3	-19
June	242	102
July	1,048	722
August	1,411	972
September	2,000	1,431
October	2,320	
November	3,025	
December	3,026	
January	3,278	
February	4,416	
March	5,096	
April	5,669	
May	6,136	
June	6,393	

### QUALITY

	Quantity	Base Number	Contract	AT	Region	England
% of FP17s for the same patient ID Re-attending within 3 months - Children	9	292	3.1%	10.3%	11.8%	12.4%
% of FP17s for the same patient ID Re-attending within 3 months - Adults	58	1,074	5.4%	15.1%	16.6%	16.7%
% of FP17s for the same patient ID Re-attending between 3 & 9 months - Children	139	292	47.6%	60.7%	60.2%	57.4%
% of FP17s for the same patient ID Re-attending between 3 & 9 months - Adults	527	1,074	49.1%	52.7%	52.0%	50.5%
% of FP17s for Band 1 Urgent Courses	0	757	0.0%	9.6%	9.4%	9.1%
% of FP17s Relating to Free Repair or Replacements	0	757	0.0%	0.7%	0.7%	0.8%
% of FP17s Relating to Continuations	0	757	0.0%	1.3%	1.2%	1.3%
% of Patients satisfied with the dentistry they have received	7	7	N/A	91.6%	93.6%	93.2%
% of Patients satisfied with the time they had to wait for an appointment	7	7	N/A	87.7%	89.1%	89.0%

\* This is based on patients treated on this contract for their most recent course of treatment. Figures in italics indicate the base number of FP17s or Patient Questionnaire responses are less than 100. N/A is shown where the base number of responses is less than 10 during the period. % is calculated as Quantity/Base number\*100

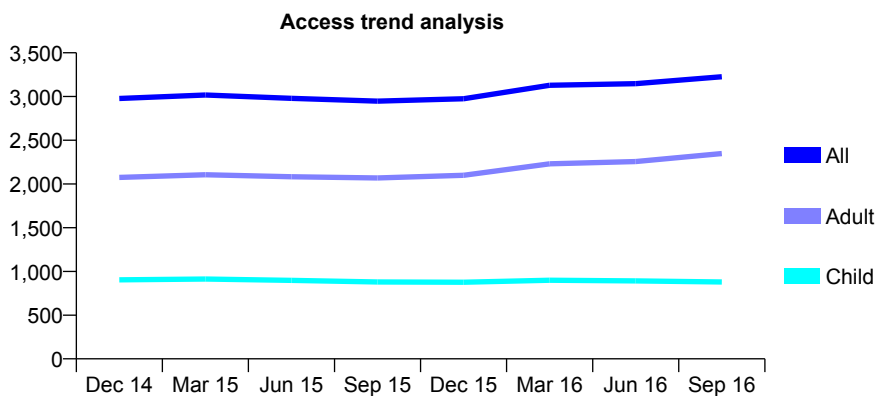
## Q70 - Vital Signs At a Glance Contract Report for 102938/0001 - September 2016

Name or company name	Milford Dental Practice Partnership
Contract type name	GDS Contract
Purpose of contract	General and Orthodontic
Contract start date	01/04/2011
Contract end date	

16/17 Contracted general activity (UDA)	10,405
Carry forward general activity (UDA)	97
16/17 Contracted orthodontic activity (UOA)	2,368
Carry forward orthodontic activity (UOA)	11
Baseline contract value	£394,270.70

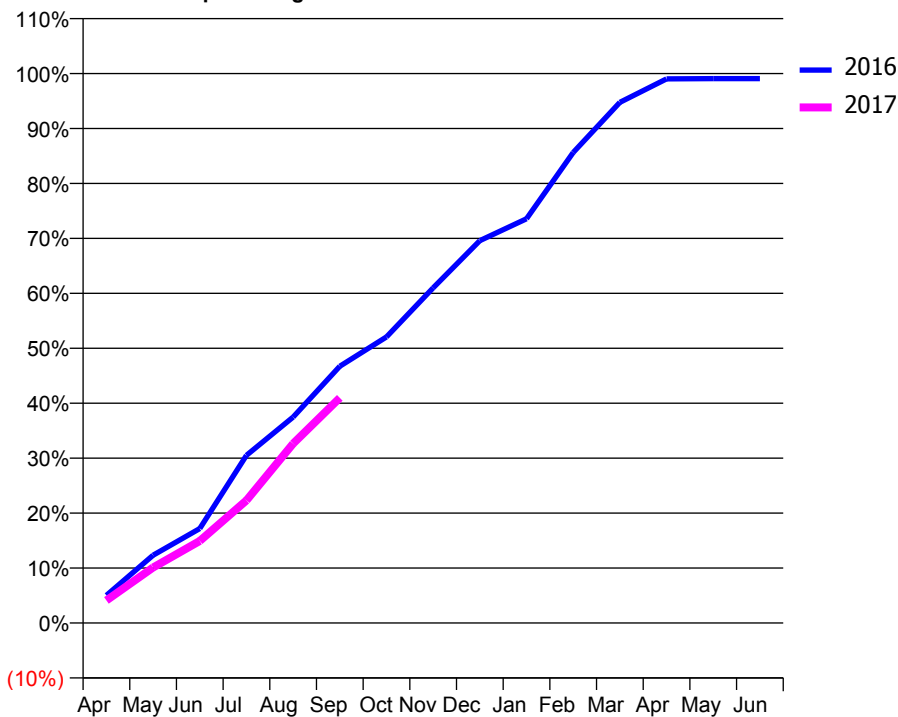
### ACCESS\*

Patients seen in 24 months	Total	Change since previous quarter
Quarter ending September 2015	2,947	
Quarter ending December 2015	2,975	→
Quarter ending March 2016	3,129	↑
Quarter ending June 2016	3,147	→
Quarter ending September 2016	3,227	↑
<b>Variance since September 2015</b>	<b>9.5%</b>	<b>↑</b>



### ACTIVITY

Cumulative percentage of contracted UDA delivered 2016 & 2017



Month	Adjusted Scheduled Activity (UDA)	
	2016	2017
April	524	428
May	1,283	1,051
June	1,788	1,553
July	3,176	2,321
August	3,901	3,398
September	4,862	4,262
October	5,417	
November	6,346	
December	7,240	
January	7,655	
February	8,911	
March	9,858	
April	10,303	
May	10,307	
June	10,308	

### QUALITY

	Quantity	Base Number	Contract	AT	Region	England
% of FP17s for the same patient ID Re-attending within 3 months - Children	79	757	10.4%	10.3%	11.8%	12.4%
% of FP17s for the same patient ID Re-attending within 3 months - Adults	275	1,835	15.0%	15.1%	16.6%	16.7%
% of FP17s for the same patient ID Re-attending between 3 & 9 months - Children	463	757	61.2%	60.7%	60.2%	57.4%
% of FP17s for the same patient ID Re-attending between 3 & 9 months - Adults	1,208	1,835	65.8%	52.7%	52.0%	50.5%
% of FP17s for Band 1 Urgent Courses	127	2,250	5.6%	9.6%	9.4%	9.1%
% of FP17s Relating to Free Repair or Replacements	21	2,250	0.9%	0.7%	0.7%	0.8%
% of FP17s Relating to Continuations	6	2,250	0.3%	1.3%	1.2%	1.3%
% of Patients satisfied with the dentistry they have received	4	4	N/A	91.6%	93.6%	93.2%
% of Patients satisfied with the time they had to wait for an appointment	4	4	N/A	87.7%	89.1%	89.0%

\* This is based on patients treated on this contract for their most recent course of treatment. Figures in italics indicate the base number of FP17s or Patient Questionnaire responses are less than 100. N/A is shown where the base number of responses is less than 10 during the period. % is calculated as Quantity/Base number\*100

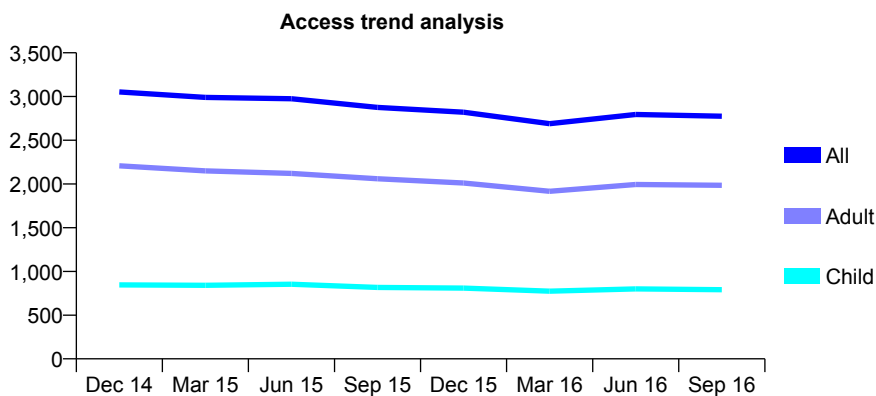
## Q70 - Vital Signs At a Glance Contract Report for 103187/0001 - September 2016

Name or company name	Southsea Dental Care Ltd
Contract type name	GDS Contract
Purpose of contract	General
Contract start date	01/07/2008
Contract end date	

16/17 Contracted general activity (UDA)	13,737
Carry forward general activity (UDA)	491
16/17 Contracted orthodontic activity (UOA)	0
Carry forward orthodontic activity (UOA)	0
Baseline contract value	£323,478.18

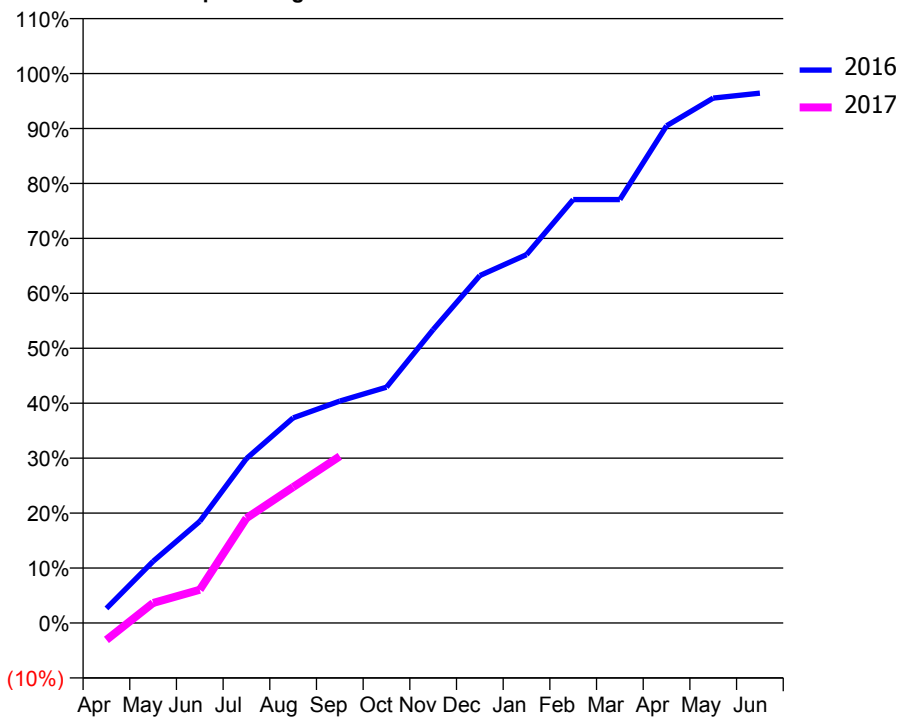
### ACCESS\*

Patients seen in 24 months	Total	Change since previous quarter
Quarter ending September 2015	2,876	
Quarter ending December 2015	2,820	↓
Quarter ending March 2016	2,690	↓
Quarter ending June 2016	2,794	↑
Quarter ending September 2016	2,775	→
<b>Variance since September 2015</b>	<b>(3.5%)</b>	<b>↓</b>



### ACTIVITY

Cumulative percentage of contracted UDA delivered 2016 & 2017



Adjusted Scheduled Activity (UDA)

Month	2016	2017
April	365	-426
May	1,542	502
June	2,543	830
July	4,113	2,622
August	5,130	3,398
September	5,548	4,169
October	5,895	
November	7,335	
December	8,687	
January	9,209	
February	10,586	
March	10,586	
April	12,430	
May	13,121	
June	13,246	

### QUALITY

	Quantity	Base Number	Contract	AT	Region	England
% of FP17s for the same patient ID Re-attending within 3 months - Children	43	671	6.4%	10.3%	11.8%	12.4%
% of FP17s for the same patient ID Re-attending within 3 months - Adults	220	1,572	14.0%	15.1%	16.6%	16.7%
% of FP17s for the same patient ID Re-attending between 3 & 9 months - Children	356	671	53.1%	60.7%	60.2%	57.4%
% of FP17s for the same patient ID Re-attending between 3 & 9 months - Adults	721	1,572	45.9%	52.7%	52.0%	50.5%
% of FP17s for Band 1 Urgent Courses	190	1,442	13.2%	9.6%	9.4%	9.1%
% of FP17s Relating to Free Repair or Replacements	17	1,442	1.2%	0.7%	0.7%	0.8%
% of FP17s Relating to Continuations	8	1,442	0.6%	1.3%	1.2%	1.3%
% of Patients satisfied with the dentistry they have received	0	0	N/A	91.6%	93.6%	93.2%
% of Patients satisfied with the time they had to wait for an appointment	0	0	N/A	87.7%	89.1%	89.0%

\* This is based on patients treated on this contract for their most recent course of treatment. Figures in italics indicate the base number of FP17s or Patient Questionnaire responses are less than 100. N/A is shown where the base number of responses is less than 10 during the period. % is calculated as Quantity/Base number\*100



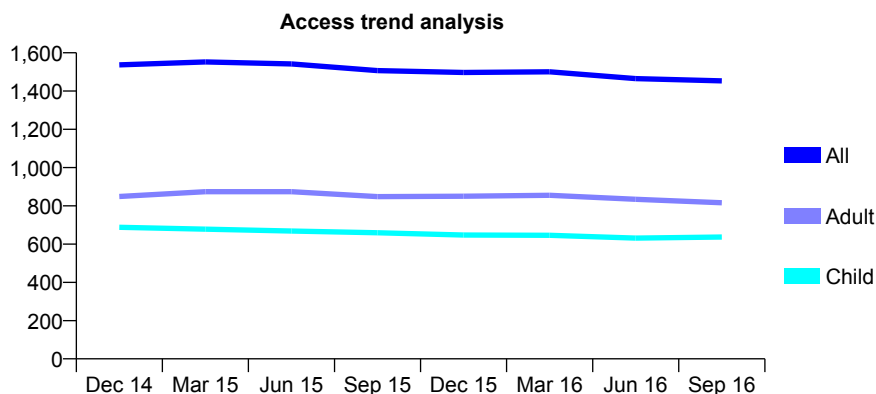
## Q70 - Vital Signs At a Glance Contract Report for 103608/0001 - September 2016

Name or company name	Aaron Campbell
Contract type name	GDS Contract
Purpose of contract	General
Contract start date	01/09/2011
Contract end date	

16/17 Contracted general activity (UDA)	3,900
Carry forward general activity (UDA)	0
16/17 Contracted orthodontic activity (UOA)	0
Carry forward orthodontic activity (UOA)	0
Baseline contract value	£102,505.81

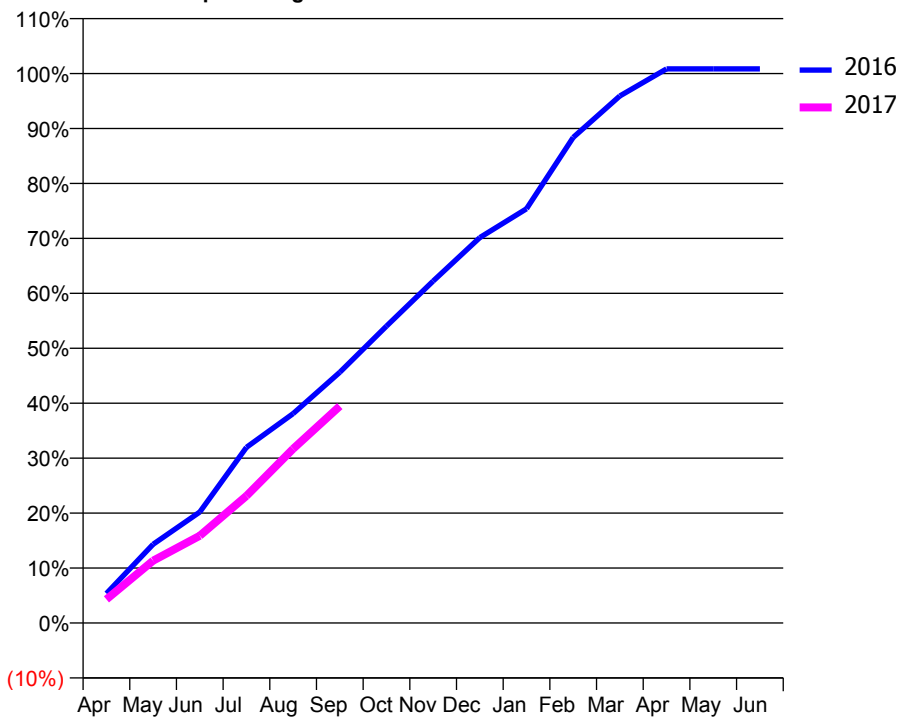
### ACCESS\*

Patients seen in 24 months	Total	Change since previous quarter
Quarter ending September 2015	1,507	
Quarter ending December 2015	1,497	→
Quarter ending March 2016	1,501	→
Quarter ending June 2016	1,465	↓
Quarter ending September 2016	1,453	→
<b>Variance since September 2015</b>	<b>(3.6%)</b>	<b>↓</b>



### ACTIVITY

Cumulative percentage of contracted UDA delivered 2016 & 2017



Adjusted Scheduled Activity (UDA)

Month	2016	2017
April	210	168
May	559	442
June	788	619
July	1,247	903
August	1,487	1,237
September	1,780	1,539
October	2,107	
November	2,427	
December	2,735	
January	2,940	
February	3,447	
March	3,741	
April	3,932	
May	3,932	
June	3,932	

### QUALITY

	Quantity	Base Number	Contract	AT	Region	England
% of FP17s for the same patient ID Re-attending within 3 months - Children	21	480	4.4%	10.3%	11.8%	12.4%
% of FP17s for the same patient ID Re-attending within 3 months - Adults	67	516	13.0%	15.1%	16.6%	16.7%
% of FP17s for the same patient ID Re-attending between 3 & 9 months - Children	339	480	70.6%	60.7%	60.2%	57.4%
% of FP17s for the same patient ID Re-attending between 3 & 9 months - Adults	326	516	63.2%	52.7%	52.0%	50.5%
% of FP17s for Band 1 Urgent Courses	50	876	5.7%	9.6%	9.4%	9.1%
% of FP17s Relating to Free Repair or Replacements	1	876	0.1%	0.7%	0.7%	0.8%
% of FP17s Relating to Continuations	4	876	0.5%	1.3%	1.2%	1.3%
% of Patients satisfied with the dentistry they have received	2	2	N/A	91.6%	93.6%	93.2%
% of Patients satisfied with the time they had to wait for an appointment	2	2	N/A	87.7%	89.1%	89.0%

\* This is based on patients treated on this contract for their most recent course of treatment. Figures in italics indicate the base number of FP17s or Patient Questionnaire responses are less than 100. N/A is shown where the base number of responses is less than 10 during the period. % is calculated as Quantity/Base number\*100

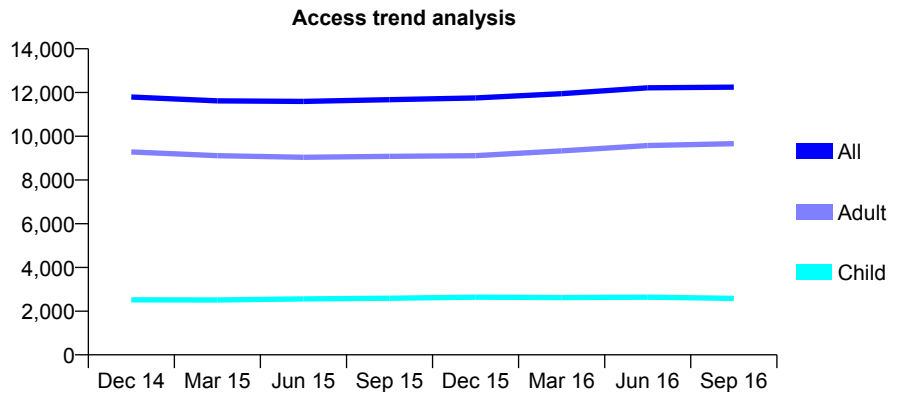
## Q70 - Vital Signs At a Glance Contract Report for 105414/0001 - September 2016

Name or company name	First Choice Dental Limited
Contract type name	GDS Contract
Purpose of contract	General
Contract start date	01/04/2006
Contract end date	

16/17 Contracted general activity (UDA)	41,208
Carry forward general activity (UDA)	0
16/17 Contracted orthodontic activity (UOA)	0
Carry forward orthodontic activity (UOA)	0
Baseline contract value	£1,318,462.05

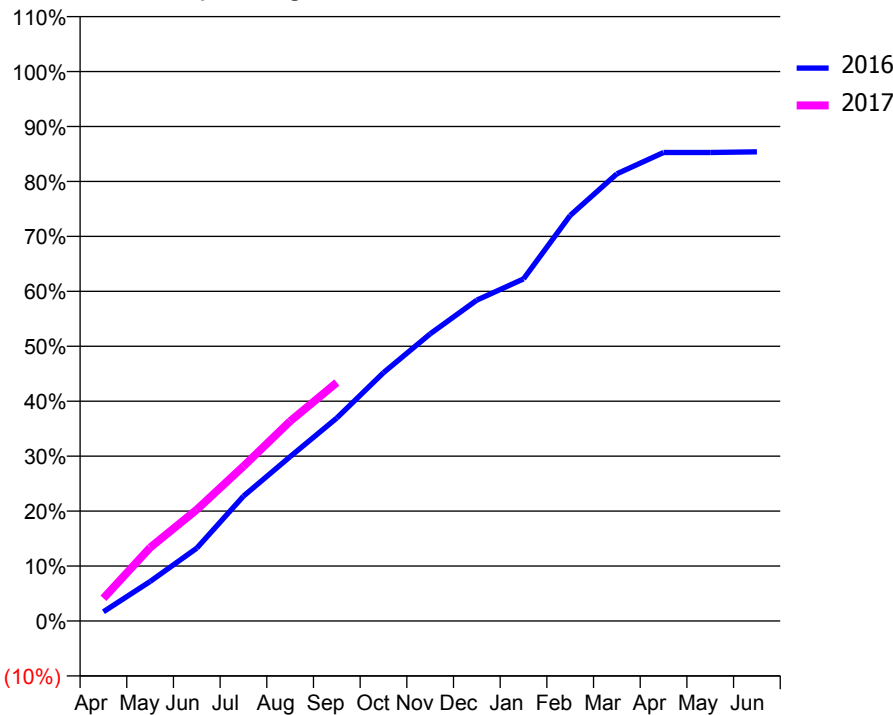
### ACCESS\*

Patients seen in 24 months	Total	Change since previous quarter
Quarter ending September 2015	11,673	
Quarter ending December 2015	11,750	→
Quarter ending March 2016	11,949	→
Quarter ending June 2016	12,218	↑
Quarter ending September 2016	12,246	→
<b>Variance since September 2015</b>	<b>4.9%</b>	<b>↑</b>



### ACTIVITY

Cumulative percentage of contracted UDA delivered 2016 & 2017



Month	Adjusted Scheduled Activity (UDA)	
	2016	2017
April	694	1,700
May	2,967	5,508
June	5,461	8,352
July	9,364	11,603
August	12,326	14,982
September	15,220	17,887
October	18,630	
November	21,538	
December	24,066	
January	25,659	
February	30,416	
March	33,531	
April	35,133	
May	35,130	
June	35,180	

### QUALITY

	Quantity	Base Number	Contract	AT	Region	England
% of FP17s for the same patient ID Re-attending within 3 months - Children	155	1,884	8.2%	10.3%	11.8%	12.4%
% of FP17s for the same patient ID Re-attending within 3 months - Adults	993	6,609	15.0%	15.1%	16.6%	16.7%
% of FP17s for the same patient ID Re-attending between 3 & 9 months - Children	1,017	1,884	54.0%	60.7%	60.2%	57.4%
% of FP17s for the same patient ID Re-attending between 3 & 9 months - Adults	2,993	6,609	45.3%	52.7%	52.0%	50.5%
% of FP17s for Band 1 Urgent Courses	459	7,787	5.9%	9.6%	9.4%	9.1%
% of FP17s Relating to Free Repair or Replacements	94	7,787	1.2%	0.7%	0.7%	0.8%
% of FP17s Relating to Continuations	211	7,787	2.7%	1.3%	1.2%	1.3%
% of Patients satisfied with the dentistry they have received	8	8	N/A	91.6%	93.6%	93.2%
% of Patients satisfied with the time they had to wait for an appointment	8	8	N/A	87.7%	89.1%	89.0%

\* This is based on patients treated on this contract for their most recent course of treatment. Figures in italics indicate the base number of FP17s or Patient Questionnaire responses are less than 100. N/A is shown where the base number of responses is less than 10 during the period. % is calculated as Quantity/Base number\*100

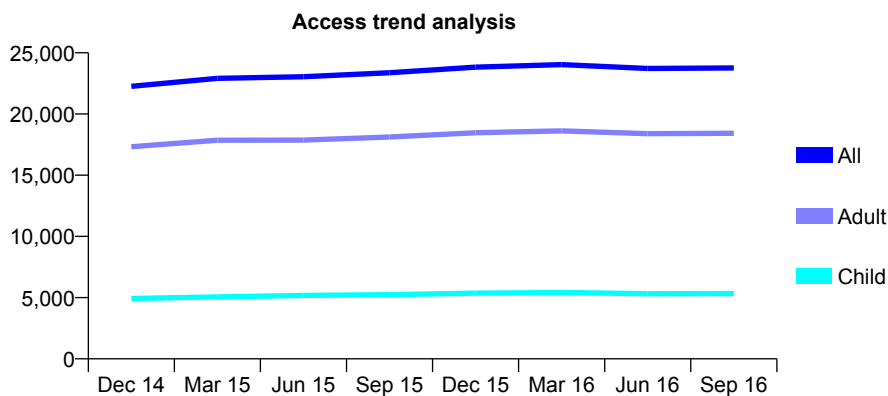
## Q70 - Vital Signs At a Glance Contract Report for 105414/0006 - September 2016

Name or company name	First Choice Dental Limited
Contract type name	GDS Contract
Purpose of contract	General
Contract start date	02/04/2006
Contract end date	

16/17 Contracted general activity (UDA)	69,308
Carry forward general activity (UDA)	0
16/17 Contracted orthodontic activity (UOA)	0
Carry forward orthodontic activity (UOA)	0
Baseline contract value	£2,101,282.38

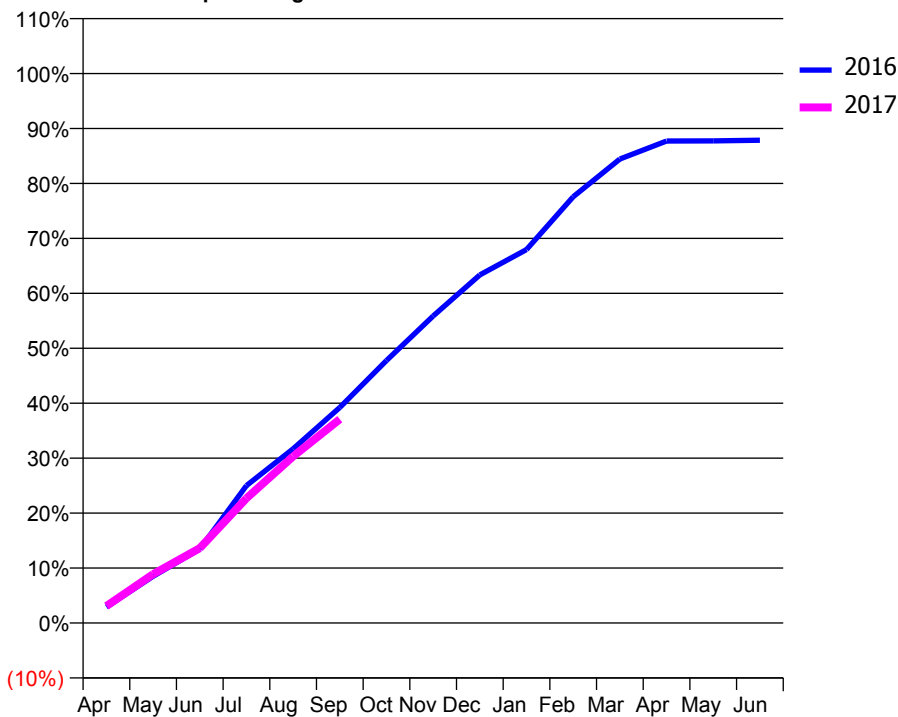
### ACCESS\*

Patients seen in 24 months	Total	Change since previous quarter
Quarter ending September 2015	23,368	
Quarter ending December 2015	23,828	→
Quarter ending March 2016	24,038	→
Quarter ending June 2016	23,717	↓
Quarter ending September 2016	23,763	→
<b>Variance since September 2015</b>	<b>1.7%</b>	<b>→</b>



### ACTIVITY

Cumulative percentage of contracted UDA delivered 2016 & 2017



Month	Adjusted Scheduled Activity (UDA)	
	2016	2017
April	2,089	2,151
May	6,153	6,159
June	9,738	9,437
July	18,080	15,729
August	22,918	21,008
September	28,361	25,714
October	34,550	
November	40,408	
December	45,806	
January	49,133	
February	56,084	
March	61,052	
April	63,427	
May	63,438	
June	63,532	

### QUALITY

	Quantity	Base Number	Contract	AT	Region	England
% of FP17s for the same patient ID Re-attending within 3 months - Children	194	3,088	6.3%	10.3%	11.8%	12.4%
% of FP17s for the same patient ID Re-attending within 3 months - Adults	1,170	9,994	11.7%	15.1%	16.6%	16.7%
% of FP17s for the same patient ID Re-attending between 3 & 9 months - Children	1,586	3,088	51.4%	60.7%	60.2%	57.4%
% of FP17s for the same patient ID Re-attending between 3 & 9 months - Adults	4,725	9,994	47.3%	52.7%	52.0%	50.5%
% of FP17s for Band 1 Urgent Courses	1,017	11,990	8.5%	9.6%	9.4%	9.1%
% of FP17s Relating to Free Repair or Replacements	76	11,990	0.6%	0.7%	0.7%	0.8%
% of FP17s Relating to Continuations	165	11,990	1.4%	1.3%	1.2%	1.3%
% of Patients satisfied with the dentistry they have received	8	9	N/A	91.6%	93.6%	93.2%
% of Patients satisfied with the time they had to wait for an appointment	8	9	N/A	87.7%	89.1%	89.0%

\* This is based on patients treated on this contract for their most recent course of treatment. Figures in italics indicate the base number of FP17s or Patient Questionnaire responses are less than 100. N/A is shown where the base number of responses is less than 10 during the period. % is calculated as Quantity/Base number\*100

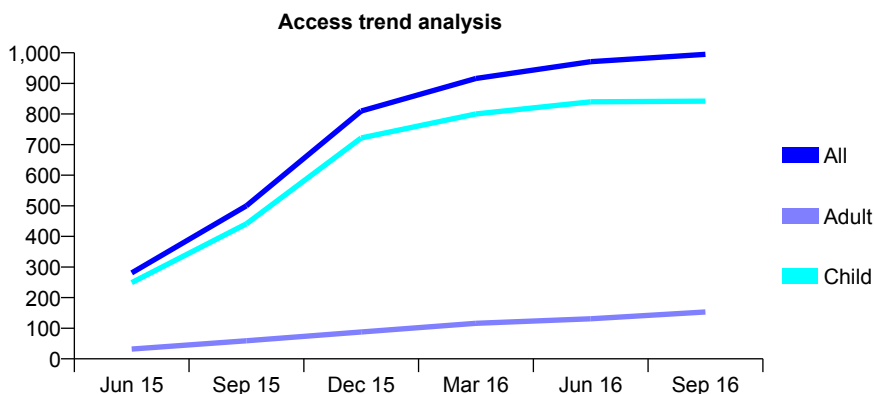
## Q70 - Vital Signs At a Glance Contract Report for 106488/0001 - September 2016

Name or company name	Solent House Dental Centre
Contract type name	GDS Contract
Purpose of contract	General
Contract start date	01/04/2015
Contract end date	

16/17 Contracted general activity (UDA)	1,991
Carry forward general activity (UDA)	0
16/17 Contracted orthodontic activity (UOA)	0
Carry forward orthodontic activity (UOA)	0
Baseline contract value	£51,883.88

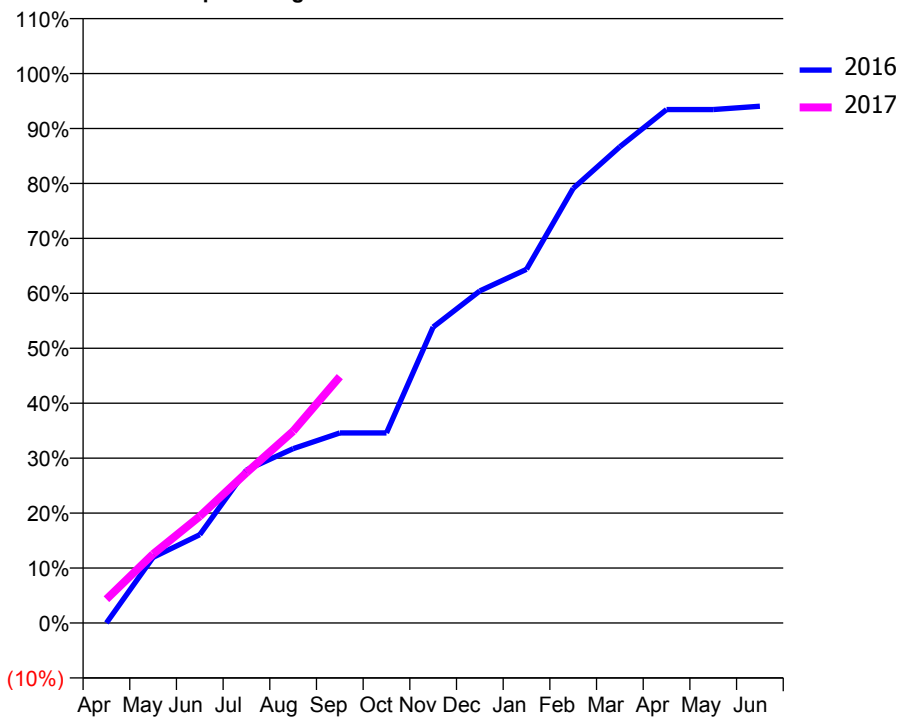
### ACCESS\*

Patients seen in 24 months	Total	Change since previous quarter
Quarter ending September 2015	500	
Quarter ending December 2015	810	↑
Quarter ending March 2016	916	↑
Quarter ending June 2016	971	↑
Quarter ending September 2016	995	↑
<b>Variance since September 2015</b>	<b>99.0%</b>	<b>↑</b>



### ACTIVITY

Cumulative percentage of contracted UDA delivered 2016 & 2017



Month	Adjusted Scheduled Activity (UDA)	
	2016	2017
April	0	86
May	239	250
June	321	387
July	556	545
August	634	695
September	691	893
October	691	
November	1,076	
December	1,207	
January	1,285	
February	1,580	
March	1,731	
April	1,866	
May	1,866	
June	1,878	

### QUALITY

	Quantity	Base Number	Contract	AT	Region	England
% of FP17s for the same patient ID Re-attending within 3 months - Children	49	730	6.7%	10.3%	11.8%	12.4%
% of FP17s for the same patient ID Re-attending within 3 months - Adults	3	58	5.2%	15.1%	16.6%	16.7%
% of FP17s for the same patient ID Re-attending between 3 & 9 months - Children	498	730	68.2%	60.7%	60.2%	57.4%
% of FP17s for the same patient ID Re-attending between 3 & 9 months - Adults	41	58	70.7%	52.7%	52.0%	50.5%
% of FP17s for Band 1 Urgent Courses	24	698	3.4%	9.6%	9.4%	9.1%
% of FP17s Relating to Free Repair or Replacements	0	698	0.0%	0.7%	0.7%	0.8%
% of FP17s Relating to Continuations	0	698	0.0%	1.3%	1.2%	1.3%
% of Patients satisfied with the dentistry they have received	0	1	N/A	91.6%	93.6%	93.2%
% of Patients satisfied with the time they had to wait for an appointment	0	1	N/A	87.7%	89.1%	89.0%

\* This is based on patients treated on this contract for their most recent course of treatment. Figures in italics indicate the base number of FP17s or Patient Questionnaire responses are less than 100. N/A is shown where the base number of responses is less than 10 during the period. % is calculated as Quantity/Base number\*100

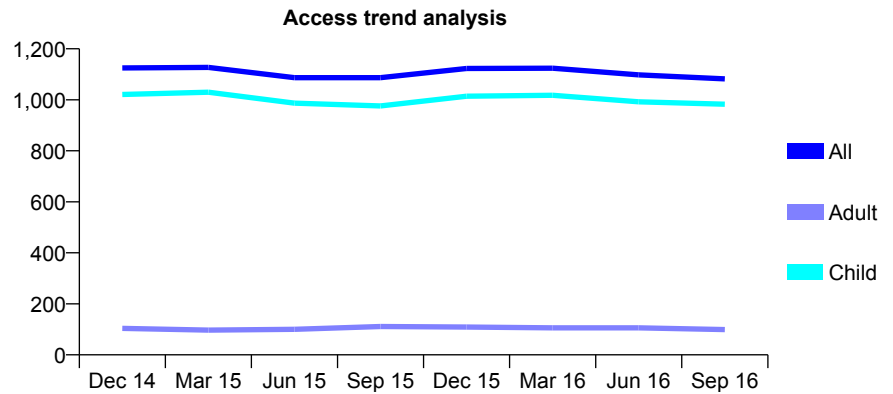
## Q70 - Vital Signs At a Glance Contract Report for 106615/0001 - September 2016

Name or company name	Westphal & Srinivasan
Contract type name	GDS Contract
Purpose of contract	General
Contract start date	01/03/2012
Contract end date	

16/17 Contracted general activity (UDA)	3,136
Carry forward general activity (UDA)	0
16/17 Contracted orthodontic activity (UOA)	0
Carry forward orthodontic activity (UOA)	0
Baseline contract value	£90,144.31

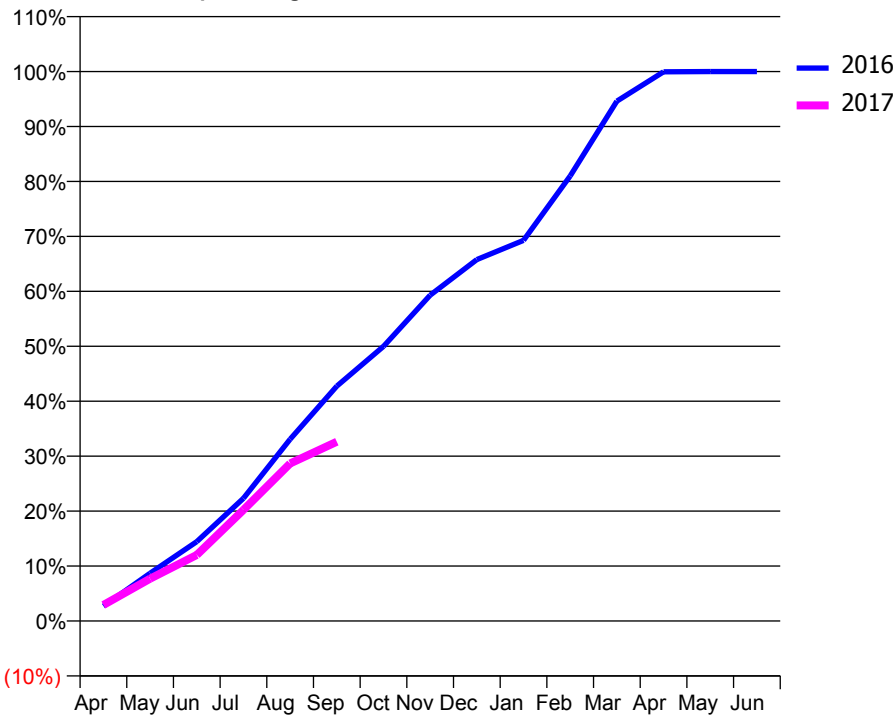
### ACCESS\*

Patients seen in 24 months	Total	Change since previous quarter
Quarter ending September 2015	1,087	
Quarter ending December 2015	1,123	↑
Quarter ending March 2016	1,124	→
Quarter ending June 2016	1,098	↓
Quarter ending September 2016	1,082	↓
<b>Variance since September 2015</b>	<b>(0.5%)</b>	<b>→</b>



### ACTIVITY

Cumulative percentage of contracted UDA delivered 2016 & 2017



Month	Adjusted Scheduled Activity (UDA)	
	2016	2017
April	85	92
May	273	241
June	453	377
July	700	634
August	1,037	899
September	1,340	1,023
October	1,567	
November	1,860	
December	2,063	
January	2,172	
February	2,540	
March	2,967	
April	3,134	
May	3,135	
June	3,135	

### QUALITY

	Quantity	Base Number	Contract	AT	Region	England
% of FP17s for the same patient ID Re-attending within 3 months - Children	77	781	9.9%	10.3%	11.8%	12.4%
% of FP17s for the same patient ID Re-attending within 3 months - Adults	0	0	N/A	15.1%	16.6%	16.7%
% of FP17s for the same patient ID Re-attending between 3 & 9 months - Children	568	781	72.7%	60.7%	60.2%	57.4%
% of FP17s for the same patient ID Re-attending between 3 & 9 months - Adults	0	0	N/A	52.7%	52.0%	50.5%
% of FP17s for Band 1 Urgent Courses	7	673	1.0%	9.6%	9.4%	9.1%
% of FP17s Relating to Free Repair or Replacements	0	673	0.0%	0.7%	0.7%	0.8%
% of FP17s Relating to Continuations	3	673	0.4%	1.3%	1.2%	1.3%
% of Patients satisfied with the dentistry they have received	0	0	N/A	91.6%	93.6%	93.2%
% of Patients satisfied with the time they had to wait for an appointment	0	0	N/A	87.7%	89.1%	89.0%

\* This is based on patients treated on this contract for their most recent course of treatment. Figures in italics indicate the base number of FP17s or Patient Questionnaire responses are less than 100. N/A is shown where the base number of responses is less than 10 during the period. % is calculated as Quantity/Base number\*100

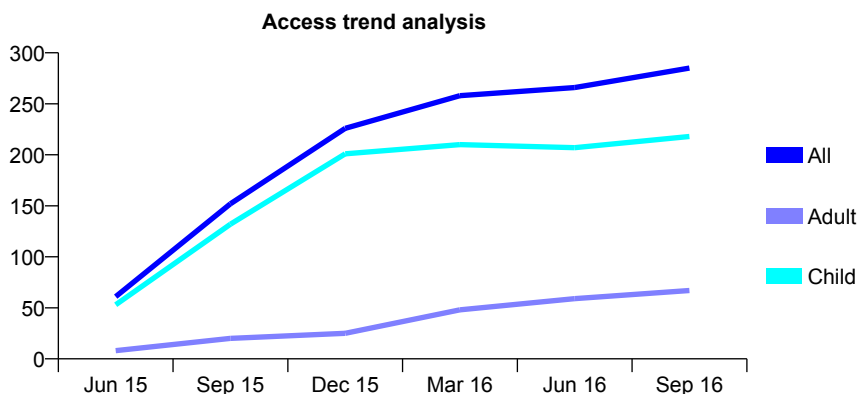
## Q70 - Vital Signs At a Glance Contract Report for 106763/0001 - September 2016

Name or company name	The Dental Centre Cowplain Ltd
Contract type name	GDS Contract
Purpose of contract	General
Contract start date	01/05/2015
Contract end date	

16/17 Contracted general activity (UDA)	700
Carry forward general activity (UDA)	24
16/17 Contracted orthodontic activity (UOA)	0
Carry forward orthodontic activity (UOA)	0
Baseline contract value	£15,974.69

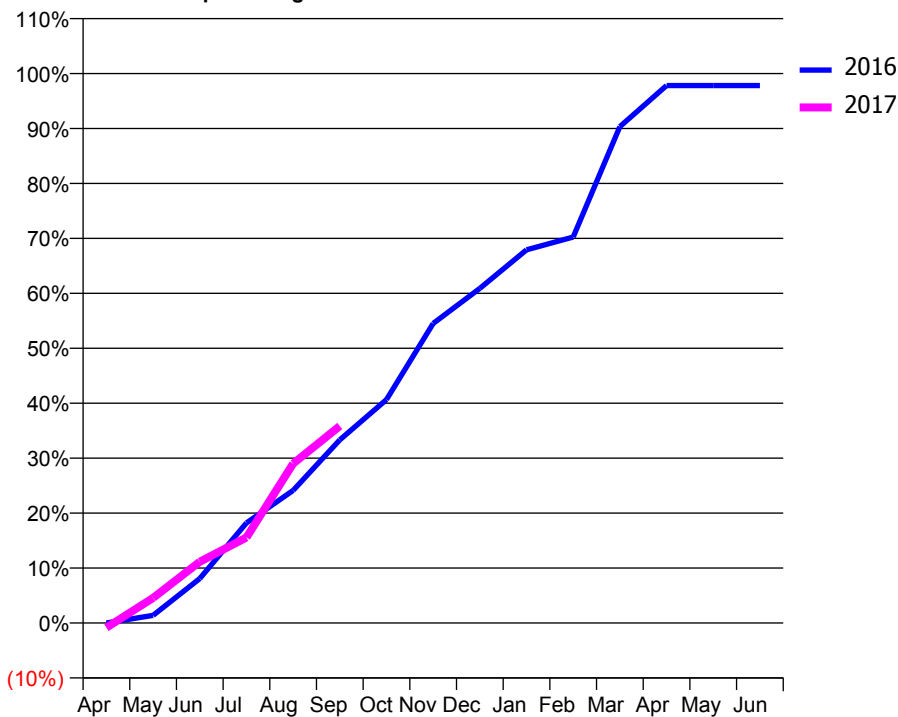
### ACCESS\*

Patients seen in 24 months	Total	Change since previous quarter
Quarter ending September 2015	152	
Quarter ending December 2015	226	↑
Quarter ending March 2016	258	↑
Quarter ending June 2016	266	↑
Quarter ending September 2016	285	↑
<b>Variance since September 2015</b>	<b>87.5%</b>	<b>↑</b>



### ACTIVITY

Cumulative percentage of contracted UDA delivered 2016 & 2017



Month	Adjusted Scheduled Activity (UDA)	
	2016	2017
April	0	-6
May	9	32
June	52	78
July	117	109
August	155	203
September	214	251
October	261	
November	350	
December	391	
January	436	
February	451	
March	580	
April	628	
May	628	
June	628	

### QUALITY

	Quantity	Base Number	Contract	AT	Region	England
% of FP17s for the same patient ID Re-attending within 3 months - Children	6	191	3.1%	10.3%	11.8%	12.4%
% of FP17s for the same patient ID Re-attending within 3 months - Adults	6	39	15.4%	15.1%	16.6%	16.7%
% of FP17s for the same patient ID Re-attending between 3 & 9 months - Children	143	191	74.9%	60.7%	60.2%	57.4%
% of FP17s for the same patient ID Re-attending between 3 & 9 months - Adults	15	39	38.5%	52.7%	52.0%	50.5%
% of FP17s for Band 1 Urgent Courses	0	202	0.0%	9.6%	9.4%	9.1%
% of FP17s Relating to Free Repair or Replacements	0	202	0.0%	0.7%	0.7%	0.8%
% of FP17s Relating to Continuations	5	202	2.5%	1.3%	1.2%	1.3%
% of Patients satisfied with the dentistry they have received	0	0	N/A	91.6%	93.6%	93.2%
% of Patients satisfied with the time they had to wait for an appointment	0	0	N/A	87.7%	89.1%	89.0%

\* This is based on patients treated on this contract for their most recent course of treatment. Figures in italics indicate the base number of FP17s or Patient Questionnaire responses are less than 100. N/A is shown where the base number of responses is less than 10 during the period. % is calculated as Quantity/Base number\*100

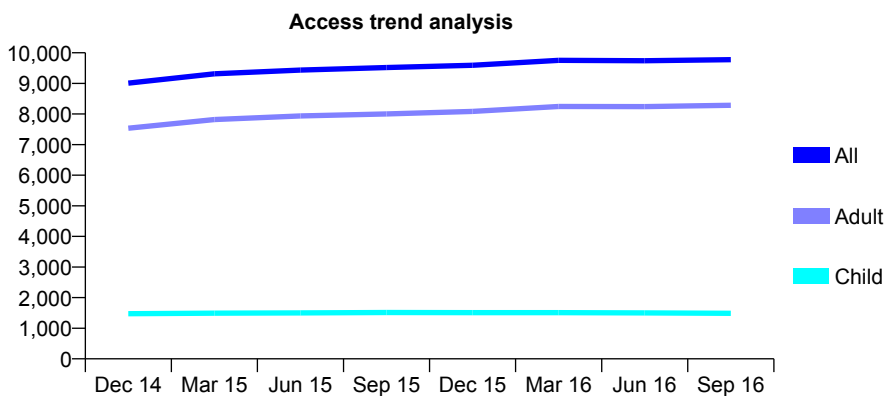
## Q70 - Vital Signs At a Glance Contract Report for 108669/0001 - September 2016

Name or company name	Knibbs Dental Surgery Limited
Contract type name	GDS Contract
Purpose of contract	General
Contract start date	01/04/2007
Contract end date	

16/17 Contracted general activity (UDA)	29,497
Carry forward general activity (UDA)	0
16/17 Contracted orthodontic activity (UOA)	0
Carry forward orthodontic activity (UOA)	0
Baseline contract value	£831,784.28

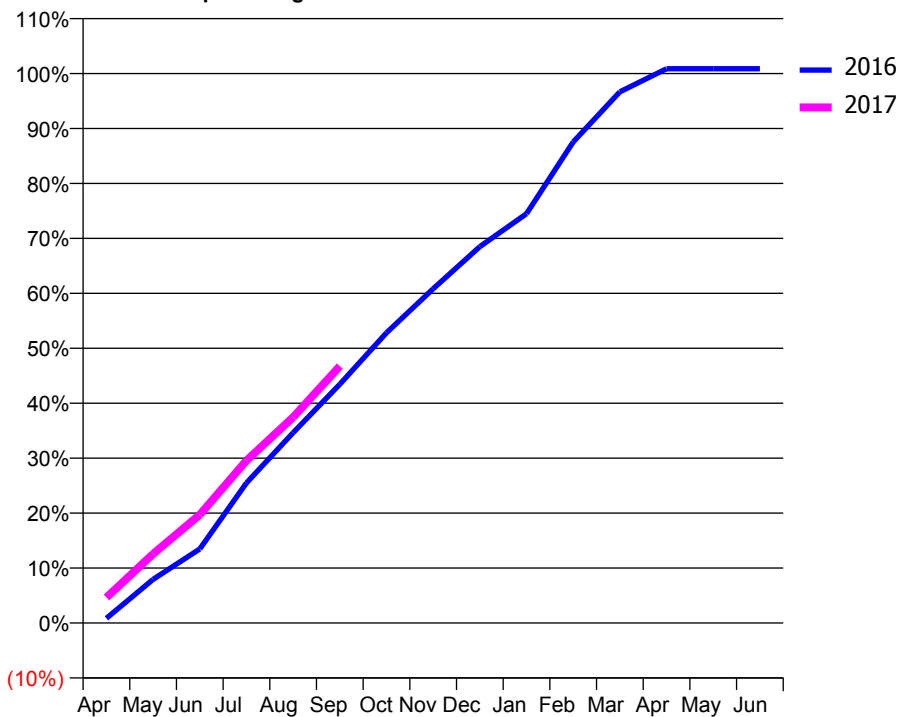
### ACCESS\*

Patients seen in 24 months	Total	Change since previous quarter
Quarter ending September 2015	9,520	
Quarter ending December 2015	9,594	→
Quarter ending March 2016	9,755	→
Quarter ending June 2016	9,741	→
Quarter ending September 2016	9,774	→
<b>Variance since September 2015</b>	<b>2.7%</b>	<b>↑</b>



### ACTIVITY

Cumulative percentage of contracted UDA delivered 2016 & 2017



Month	Adjusted Scheduled Activity (UDA)	
	2016	2017
April	257	1,373
May	2,347	3,712
June	3,978	5,815
July	7,519	8,723
August	10,219	11,045
September	12,814	13,793
October	15,577	
November	17,941	
December	20,200	
January	21,969	
February	25,823	
March	28,511	
April	29,753	
May	29,753	
June	29,753	

### QUALITY

	Quantity	Base Number	Contract	AT	Region	England
% of FP17s for the same patient ID Re-attending within 3 months - Children	67	1,310	5.1%	10.3%	11.8%	12.4%
% of FP17s for the same patient ID Re-attending within 3 months - Adults	1,088	7,057	15.4%	15.1%	16.6%	16.7%
% of FP17s for the same patient ID Re-attending between 3 & 9 months - Children	948	1,310	72.4%	60.7%	60.2%	57.4%
% of FP17s for the same patient ID Re-attending between 3 & 9 months - Adults	4,614	7,057	65.4%	52.7%	52.0%	50.5%
% of FP17s for Band 1 Urgent Courses	568	7,716	7.4%	9.6%	9.4%	9.1%
% of FP17s Relating to Free Repair or Replacements	61	7,716	0.8%	0.7%	0.7%	0.8%
% of FP17s Relating to Continuations	192	7,716	2.5%	1.3%	1.2%	1.3%
% of Patients satisfied with the dentistry they have received	14	14	100.0%	91.6%	93.6%	93.2%
% of Patients satisfied with the time they had to wait for an appointment	14	14	100.0%	87.7%	89.1%	89.0%

\* This is based on patients treated on this contract for their most recent course of treatment. Figures in italics indicate the base number of FP17s or Patient Questionnaire responses are less than 100. N/A is shown where the base number of responses is less than 10 during the period. % is calculated as Quantity/Base number\*100



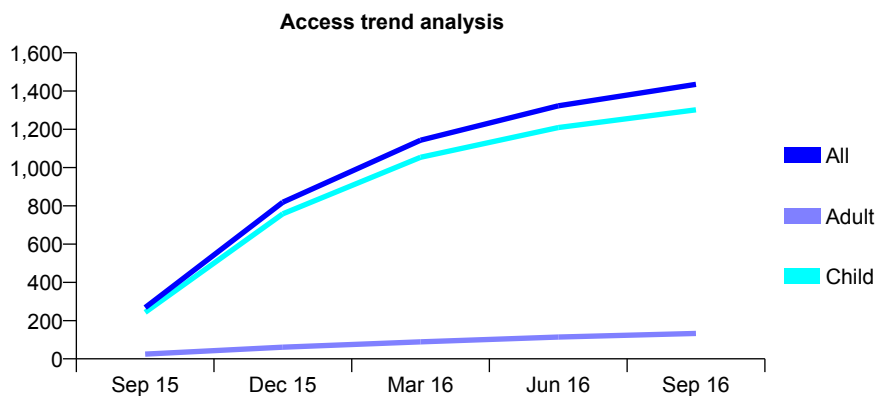
## Q70 - Vital Signs At a Glance Contract Report for 109770/0001 - September 2016

Name or company name	Marlott Road Partnership
Contract type name	GDS Contract
Purpose of contract	General
Contract start date	21/07/2015
Contract end date	

16/17 Contracted general activity (UDA)	3,290
Carry forward general activity (UDA)	0
16/17 Contracted orthodontic activity (UOA)	0
Carry forward orthodontic activity (UOA)	0
Baseline contract value	£82,646.60

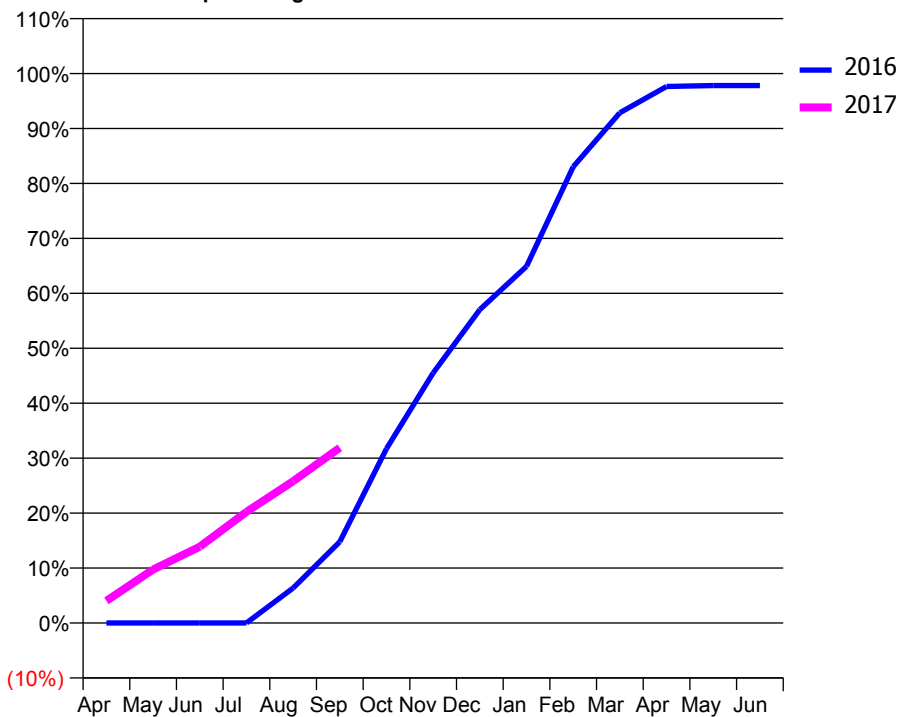
### ACCESS\*

Patients seen in 24 months	Total	Change since previous quarter
Quarter ending September 2015	268	
Quarter ending December 2015	819	↑
Quarter ending March 2016	1,143	↑
Quarter ending June 2016	1,323	↑
Quarter ending September 2016	1,435	↑
<b>Variance since September 2015</b>	<b>435.4%</b>	<b>↑</b>



### ACTIVITY

Cumulative percentage of contracted UDA delivered 2016 & 2017



Month	Adjusted Scheduled Activity (UDA)	
	2016	2017
April	0	133
May	0	321
June	0	457
July	0	665
August	151	849
September	349	1,050
October	749	
November	1,075	
December	1,347	
January	1,533	
February	1,961	
March	2,193	
April	2,305	
May	2,309	
June	2,309	

### QUALITY

	Quantity	Base Number	Contract	AT	Region	England
% of FP17s for the same patient ID Re-attending within 3 months - Children	53	815	6.5%	10.3%	11.8%	12.4%
% of FP17s for the same patient ID Re-attending within 3 months - Adults	5	44	11.4%	15.1%	16.6%	16.7%
% of FP17s for the same patient ID Re-attending between 3 & 9 months - Children	364	815	44.7%	60.7%	60.2%	57.4%
% of FP17s for the same patient ID Re-attending between 3 & 9 months - Adults	11	44	25.0%	52.7%	52.0%	50.5%
% of FP17s for Band 1 Urgent Courses	39	760	5.1%	9.6%	9.4%	9.1%
% of FP17s Relating to Free Repair or Replacements	0	760	0.0%	0.7%	0.7%	0.8%
% of FP17s Relating to Continuations	0	760	0.0%	1.3%	1.2%	1.3%
% of Patients satisfied with the dentistry they have received	0	0	N/A	91.6%	93.6%	93.2%
% of Patients satisfied with the time they had to wait for an appointment	0	0	N/A	87.7%	89.1%	89.0%

\* This is based on patients treated on this contract for their most recent course of treatment. Figures in italics indicate the base number of FP17s or Patient Questionnaire responses are less than 100. N/A is shown where the base number of responses is less than 10 during the period. % is calculated as Quantity/Base number\*100

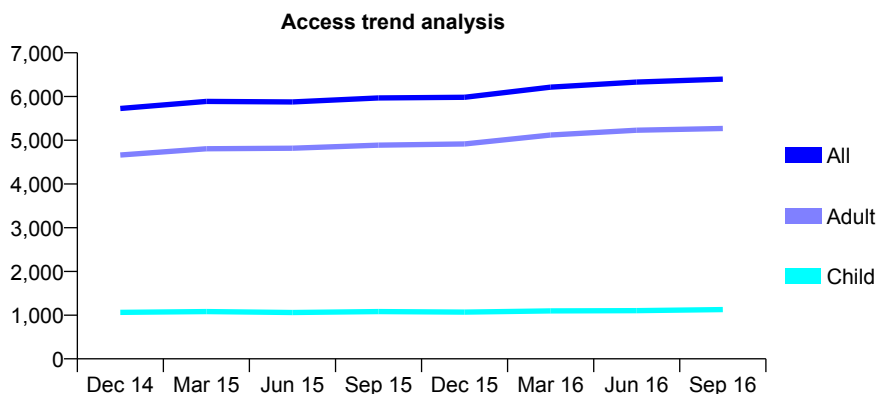
## Q70 - Vital Signs At a Glance Contract Report for 109878/0001 - September 2016

Name or company name	Hampshire Terrace Dental Care
Contract type name	GDS Contract
Purpose of contract	General
Contract start date	01/09/2011
Contract end date	

16/17 Contracted general activity (UDA)	17,197
Carry forward general activity (UDA)	0
16/17 Contracted orthodontic activity (UOA)	0
Carry forward orthodontic activity (UOA)	0
Baseline contract value	£428,813.09

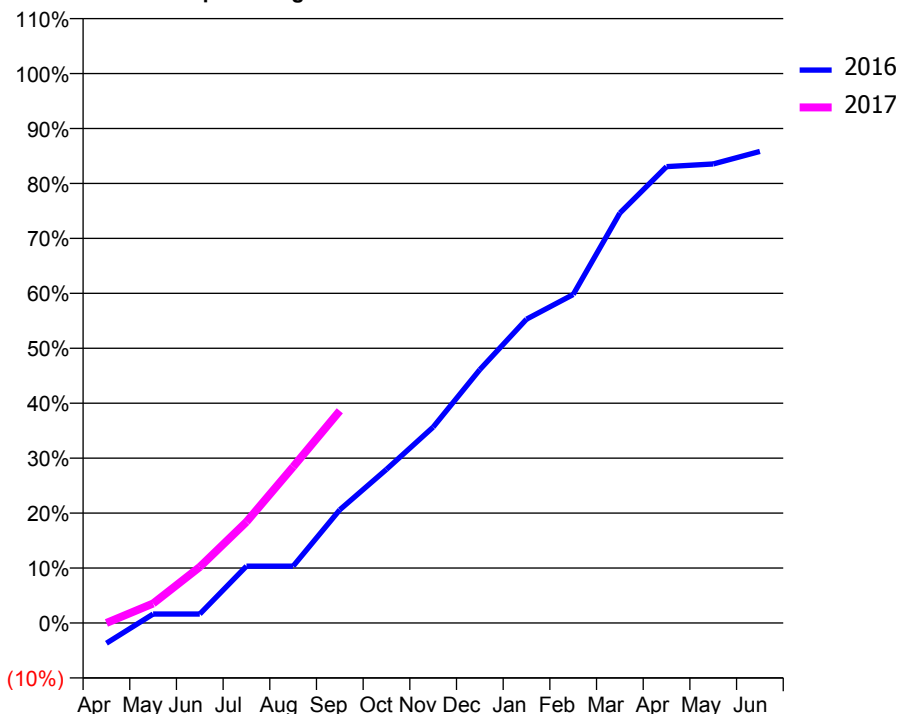
### ACCESS\*

Patients seen in 24 months	Total	Change since previous quarter
Quarter ending September 2015	5,968	
Quarter ending December 2015	5,982	→
Quarter ending March 2016	6,216	↑
Quarter ending June 2016	6,332	→
Quarter ending September 2016	6,398	→
<b>Variance since September 2015</b>	<b>7.2%</b>	<b>↑</b>



### ACTIVITY

Cumulative percentage of contracted UDA delivered 2016 & 2017



Month	Adjusted Scheduled Activity (UDA)	
	2016	2017
April	-638	0
May	281	613
June	281	1,753
July	1,780	3,164
August	1,780	4,891
September	3,547	6,643
October	4,810	
November	6,133	
December	7,933	
January	9,510	
February	10,281	
March	12,830	
April	14,284	
May	14,368	
June	14,757	

### QUALITY

	Quantity	Base Number	Contract	AT	Region	England
% of FP17s for the same patient ID Re-attending within 3 months - Children	58	802	7.2%	10.3%	11.8%	12.4%
% of FP17s for the same patient ID Re-attending within 3 months - Adults	532	3,638	14.6%	15.1%	16.6%	16.7%
% of FP17s for the same patient ID Re-attending between 3 & 9 months - Children	466	802	58.1%	60.7%	60.2%	57.4%
% of FP17s for the same patient ID Re-attending between 3 & 9 months - Adults	1,882	3,638	51.7%	52.7%	52.0%	50.5%
% of FP17s for Band 1 Urgent Courses	333	3,202	10.4%	9.6%	9.4%	9.1%
% of FP17s Relating to Free Repair or Replacements	36	3,202	1.1%	0.7%	0.7%	0.8%
% of FP17s Relating to Continuations	24	3,202	0.7%	1.3%	1.2%	1.3%
% of Patients satisfied with the dentistry they have received	10	10	100.0%	91.6%	93.6%	93.2%
% of Patients satisfied with the time they had to wait for an appointment	9	10	90.0%	87.7%	89.1%	89.0%

\* This is based on patients treated on this contract for their most recent course of treatment. Figures in italics indicate the base number of FP17s or Patient Questionnaire responses are less than 100. N/A is shown where the base number of responses is less than 10 during the period. % is calculated as Quantity/Base number\*100

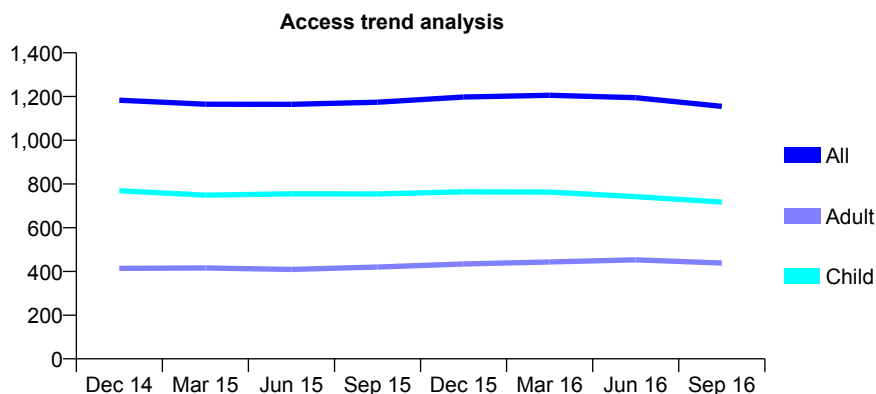
## Q70 - Vital Signs At a Glance Contract Report for 109916/0001 - September 2016

Name or company name	Mrs B Macmillan
Contract type name	GDS Contract
Purpose of contract	General
Contract start date	28/06/2010
Contract end date	

16/17 Contracted general activity (UDA)	2,885
Carry forward general activity (UDA)	-11
16/17 Contracted orthodontic activity (UOA)	0
Carry forward orthodontic activity (UOA)	0
Baseline contract value	£61,668.12

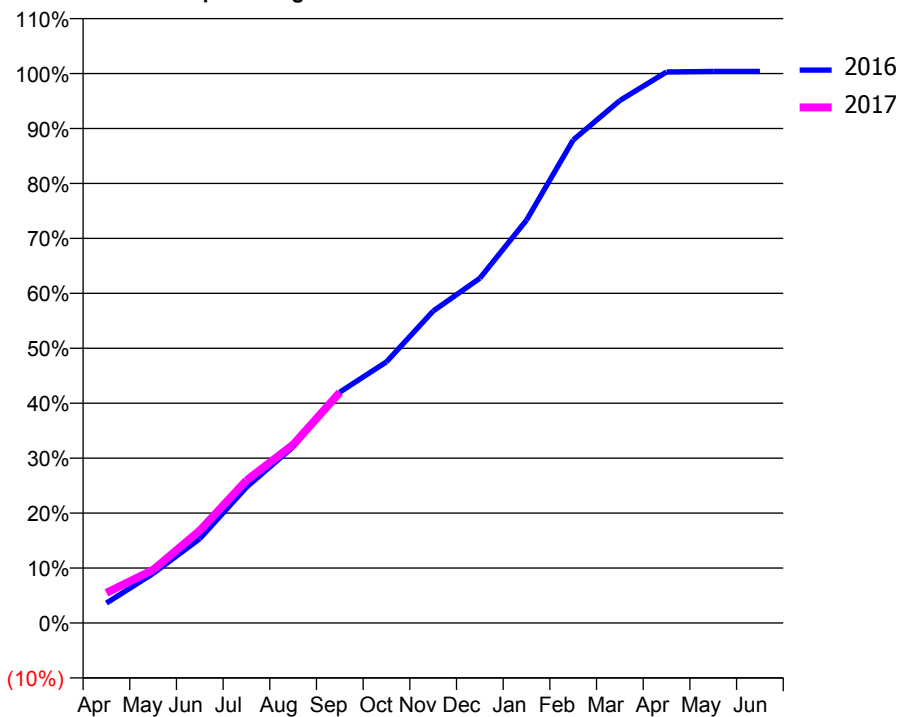
### ACCESS\*

Patients seen in 24 months	Total	Change since previous quarter
Quarter ending September 2015	1,174	
Quarter ending December 2015	1,198	↑
Quarter ending March 2016	1,206	→
Quarter ending June 2016	1,195	→
Quarter ending September 2016	1,155	↓
<b>Variance since September 2015</b>	<b>(1.6%)</b>	<b>↓</b>



### ACTIVITY

Cumulative percentage of contracted UDA delivered 2016 & 2017



Adjusted Scheduled Activity (UDA)

Month	2016	2017
April	105	158
May	260	279
June	443	485
July	713	749
August	925	937
September	1,212	1,211
October	1,371	
November	1,638	
December	1,810	
January	2,115	
February	2,536	
March	2,743	
April	2,893	
May	2,896	
June	2,896	

### QUALITY

	Quantity	Base Number	Contract	AT	Region	England
% of FP17s for the same patient ID Re-attending within 3 months - Children	41	572	7.2%	10.3%	11.8%	12.4%
% of FP17s for the same patient ID Re-attending within 3 months - Adults	31	239	13.0%	15.1%	16.6%	16.7%
% of FP17s for the same patient ID Re-attending between 3 & 9 months - Children	400	572	69.9%	60.7%	60.2%	57.4%
% of FP17s for the same patient ID Re-attending between 3 & 9 months - Adults	124	239	51.9%	52.7%	52.0%	50.5%
% of FP17s for Band 1 Urgent Courses	25	707	3.5%	9.6%	9.4%	9.1%
% of FP17s Relating to Free Repair or Replacements	0	707	0.0%	0.7%	0.7%	0.8%
% of FP17s Relating to Continuations	4	707	0.6%	1.3%	1.2%	1.3%
% of Patients satisfied with the dentistry they have received	2	2	N/A	91.6%	93.6%	93.2%
% of Patients satisfied with the time they had to wait for an appointment	1	2	N/A	87.7%	89.1%	89.0%

\* This is based on patients treated on this contract for their most recent course of treatment. Figures in italics indicate the base number of FP17s or Patient Questionnaire responses are less than 100. N/A is shown where the base number of responses is less than 10 during the period. % is calculated as Quantity/Base number\*100

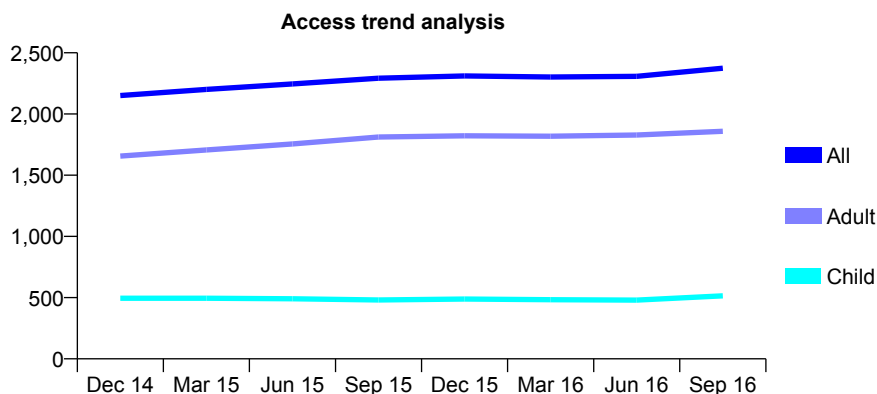
## Q70 - Vital Signs At a Glance Contract Report for 110485/0001 - September 2016

Name or company name	Mr M C Omar
Contract type name	GDS Contract
Purpose of contract	General
Contract start date	01/10/2013
Contract end date	

16/17 Contracted general activity (UDA)	7,987
Carry forward general activity (UDA)	0
16/17 Contracted orthodontic activity (UOA)	0
Carry forward orthodontic activity (UOA)	0
Baseline contract value	£177,161.87

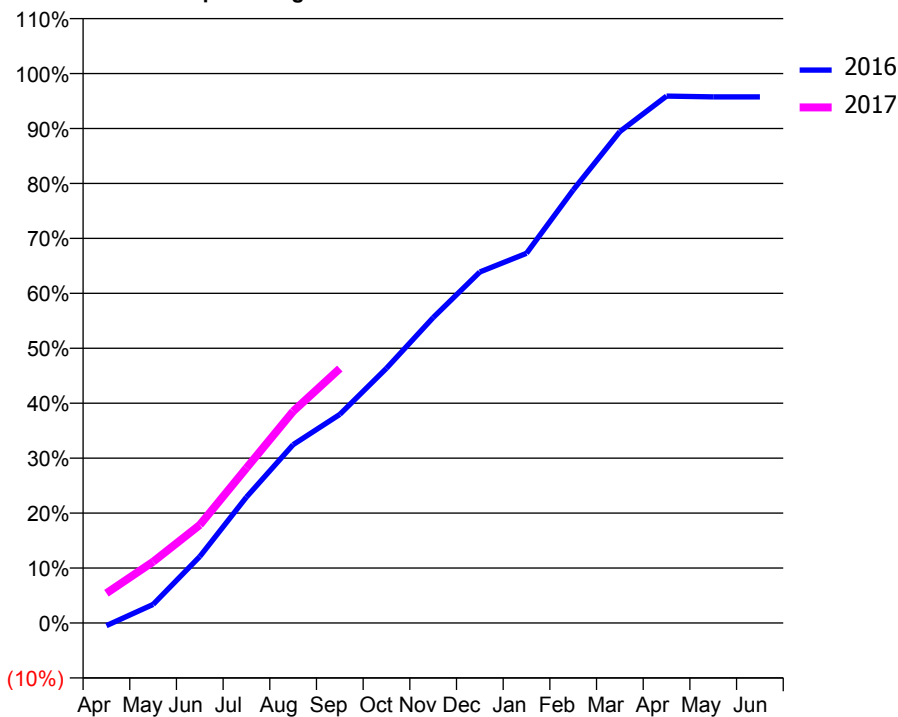
### ACCESS\*

Patients seen in 24 months	Total	Change since previous quarter
Quarter ending September 2015	2,293	
Quarter ending December 2015	2,311	→
Quarter ending March 2016	2,302	→
Quarter ending June 2016	2,308	→
Quarter ending September 2016	2,374	↑
<b>Variance since September 2015</b>	<b>3.5%</b>	<b>↑</b>



### ACTIVITY

Cumulative percentage of contracted UDA delivered 2016 & 2017



Month	Adjusted Scheduled Activity (UDA)	
	2016	2017
April	-41	432
May	270	890
June	965	1,425
July	1,831	2,254
August	2,592	3,076
September	3,031	3,698
October	3,703	
November	4,440	
December	5,103	
January	5,373	
February	6,295	
March	7,144	
April	7,658	
May	7,646	
June	7,646	

### QUALITY

	Quantity	Base Number	Contract	AT	Region	England
% of FP17s for the same patient ID Re-attending within 3 months - Children	37	486	7.6%	10.3%	11.8%	12.4%
% of FP17s for the same patient ID Re-attending within 3 months - Adults	249	1,571	15.8%	15.1%	16.6%	16.7%
% of FP17s for the same patient ID Re-attending between 3 & 9 months - Children	306	486	63.0%	60.7%	60.2%	57.4%
% of FP17s for the same patient ID Re-attending between 3 & 9 months - Adults	824	1,571	52.5%	52.7%	52.0%	50.5%
% of FP17s for Band 1 Urgent Courses	102	1,853	5.5%	9.6%	9.4%	9.1%
% of FP17s Relating to Free Repair or Replacements	37	1,853	2.0%	0.7%	0.7%	0.8%
% of FP17s Relating to Continuations	9	1,853	0.5%	1.3%	1.2%	1.3%
% of Patients satisfied with the dentistry they have received	1	1	N/A	91.6%	93.6%	93.2%
% of Patients satisfied with the time they had to wait for an appointment	1	1	N/A	87.7%	89.1%	89.0%

\* This is based on patients treated on this contract for their most recent course of treatment. Figures in italics indicate the base number of FP17s or Patient Questionnaire responses are less than 100. N/A is shown where the base number of responses is less than 10 during the period. % is calculated as Quantity/Base number\*100

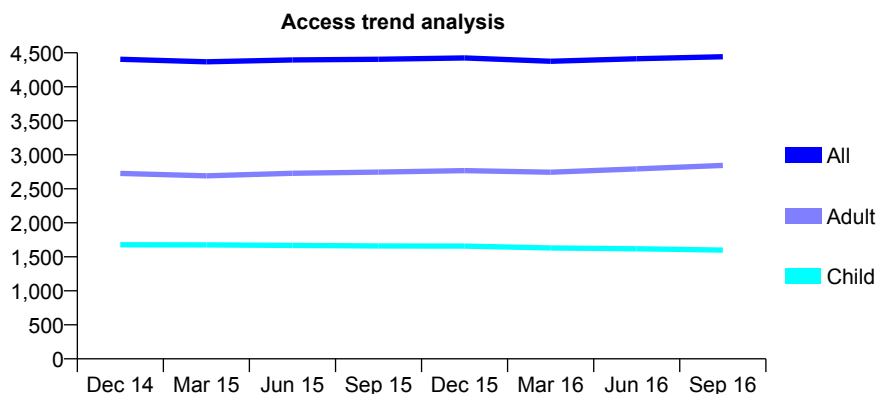
## Q70 - Vital Signs At a Glance Contract Report for 110663/0001 - September 2016

Name or company name	Lake Road Dental Practice
Contract type name	GDS Contract
Purpose of contract	General
Contract start date	01/07/2010
Contract end date	

16/17 Contracted general activity (UDA)	17,225
Carry forward general activity (UDA)	653
16/17 Contracted orthodontic activity (UOA)	0
Carry forward orthodontic activity (UOA)	0
Baseline contract value	£471,418.54

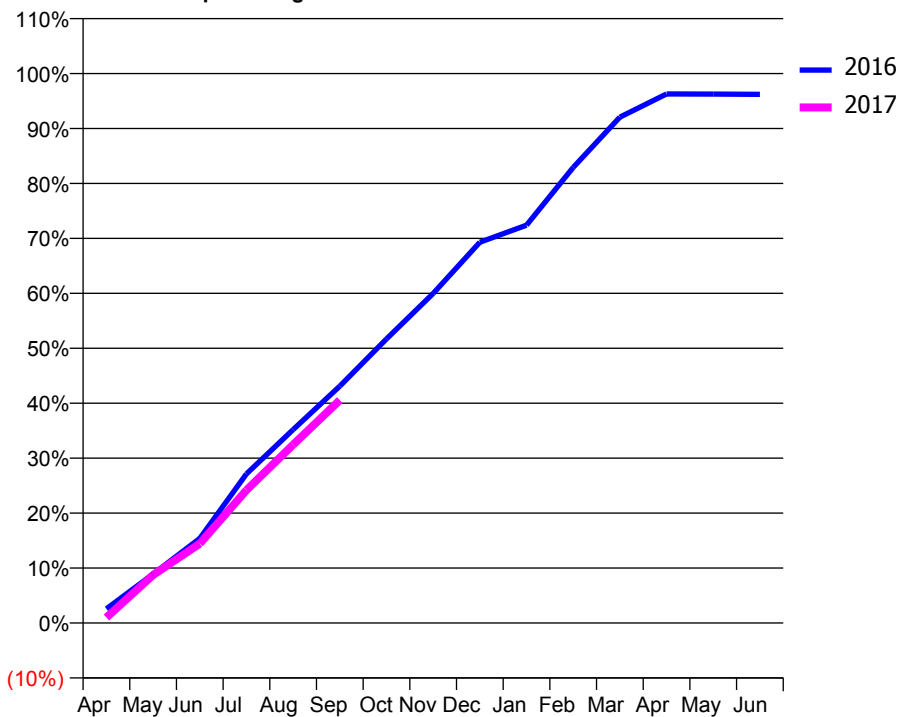
### ACCESS\*

Patients seen in 24 months	Total	Change since previous quarter
Quarter ending September 2015	4,405	
Quarter ending December 2015	4,425	→
Quarter ending March 2016	4,376	↓
Quarter ending June 2016	4,412	→
Quarter ending September 2016	4,443	→
<b>Variance since September 2015</b>	<b>0.9%</b>	<b>→</b>



### ACTIVITY

Cumulative percentage of contracted UDA delivered 2016 & 2017



Month	Adjusted Scheduled Activity (UDA)	
	2016	2017
April	444	172
May	1,535	1,507
June	2,652	2,491
July	4,676	4,167
August	6,064	5,591
September	7,424	6,987
October	8,906	
November	10,332	
December	11,936	
January	12,472	
February	14,281	
March	15,856	
April	16,584	
May	16,579	
June	16,572	

### QUALITY

	Quantity	Base Number	Contract	AT	Region	England
% of FP17s for the same patient ID Re-attending within 3 months - Children	91	1,594	5.7%	10.3%	11.8%	12.4%
% of FP17s for the same patient ID Re-attending within 3 months - Adults	247	2,309	10.7%	15.1%	16.6%	16.7%
% of FP17s for the same patient ID Re-attending between 3 & 9 months - Children	1,226	1,594	76.9%	60.7%	60.2%	57.4%
% of FP17s for the same patient ID Re-attending between 3 & 9 months - Adults	1,477	2,309	64.0%	52.7%	52.0%	50.5%
% of FP17s for Band 1 Urgent Courses	376	3,610	10.4%	9.6%	9.4%	9.1%
% of FP17s Relating to Free Repair or Replacements	15	3,610	0.4%	0.7%	0.7%	0.8%
% of FP17s Relating to Continuations	26	3,610	0.7%	1.3%	1.2%	1.3%
% of Patients satisfied with the dentistry they have received	6	6	N/A	91.6%	93.6%	93.2%
% of Patients satisfied with the time they had to wait for an appointment	6	6	N/A	87.7%	89.1%	89.0%

\* This is based on patients treated on this contract for their most recent course of treatment. Figures in italics indicate the base number of FP17s or Patient Questionnaire responses are less than 100. N/A is shown where the base number of responses is less than 10 during the period. % is calculated as Quantity/Base number\*100

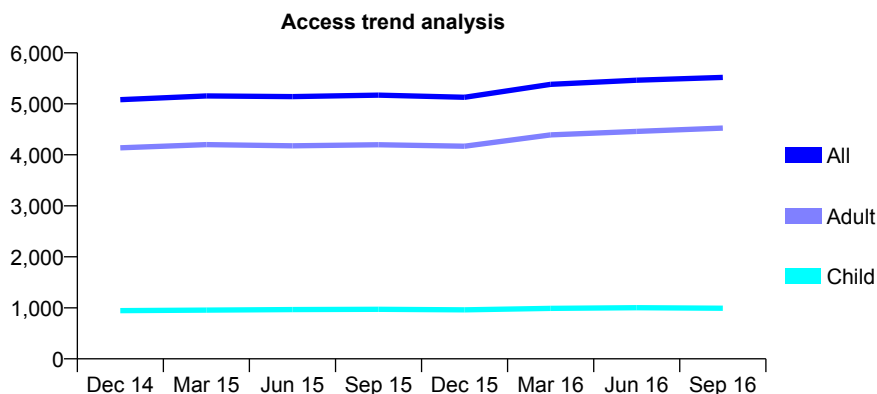
## Q70 - Vital Signs At a Glance Contract Report for 110701/0001 - September 2016

Name or company name	Dr H Dhatt
Contract type name	GDS Contract
Purpose of contract	General
Contract start date	01/04/2010
Contract end date	

16/17 Contracted general activity (UDA)	18,000
Carry forward general activity (UDA)	409
16/17 Contracted orthodontic activity (UOA)	0
Carry forward orthodontic activity (UOA)	0
Baseline contract value	£468,367.50

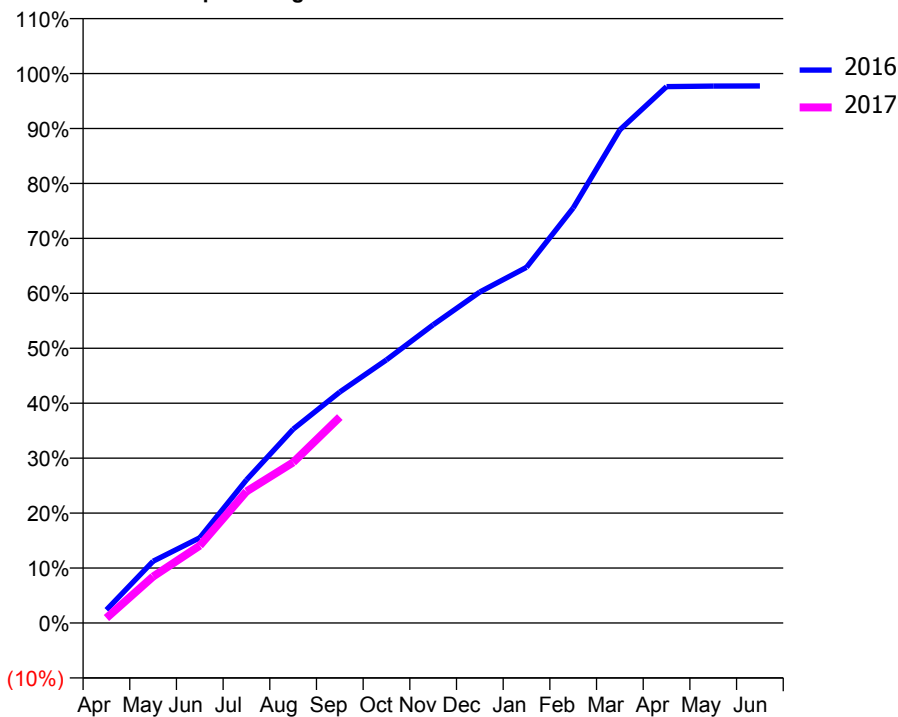
### ACCESS\*

Patients seen in 24 months	Total	Change since previous quarter
Quarter ending September 2015	5,169	
Quarter ending December 2015	5,129	→
Quarter ending March 2016	5,381	↑
Quarter ending June 2016	5,462	→
Quarter ending September 2016	5,518	→
<b>Variance since September 2015</b>	<b>6.8%</b>	<b>↑</b>



### ACTIVITY

Cumulative percentage of contracted UDA delivered 2016 & 2017



Adjusted Scheduled Activity (UDA)

Month	2016	2017
April	429	164
May	2,023	1,524
June	2,791	2,537
July	4,691	4,308
August	6,351	5,263
September	7,566	6,745
October	8,621	
November	9,768	
December	10,843	
January	11,652	
February	13,597	
March	16,156	
April	17,569	
May	17,588	
June	17,591	

### QUALITY

	Quantity	Base Number	Contract	AT	Region	England
% of FP17s for the same patient ID Re-attending within 3 months - Children	43	716	6.0%	10.3%	11.8%	12.4%
% of FP17s for the same patient ID Re-attending within 3 months - Adults	403	3,110	13.0%	15.1%	16.6%	16.7%
% of FP17s for the same patient ID Re-attending between 3 & 9 months - Children	432	716	60.3%	60.7%	60.2%	57.4%
% of FP17s for the same patient ID Re-attending between 3 & 9 months - Adults	1,466	3,110	47.1%	52.7%	52.0%	50.5%
% of FP17s for Band 1 Urgent Courses	598	3,079	19.4%	9.6%	9.4%	9.1%
% of FP17s Relating to Free Repair or Replacements	0	3,079	0.0%	0.7%	0.7%	0.8%
% of FP17s Relating to Continuations	8	3,079	0.3%	1.3%	1.2%	1.3%
% of Patients satisfied with the dentistry they have received	4	4	N/A	91.6%	93.6%	93.2%
% of Patients satisfied with the time they had to wait for an appointment	2	4	N/A	87.7%	89.1%	89.0%

\* This is based on patients treated on this contract for their most recent course of treatment. Figures in italics indicate the base number of FP17s or Patient Questionnaire responses are less than 100. N/A is shown where the base number of responses is less than 10 during the period. % is calculated as Quantity/Base number\*100

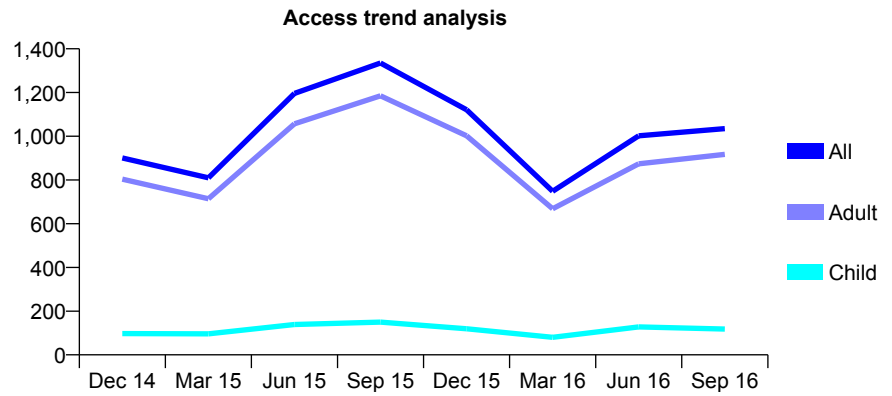
## Q70 - Vital Signs At a Glance Contract Report for 111643/0001 - September 2016

Name or company name	West Hill Dental Care
Contract type name	GDS Contract
Purpose of contract	General
Contract start date	01/02/2014
Contract end date	

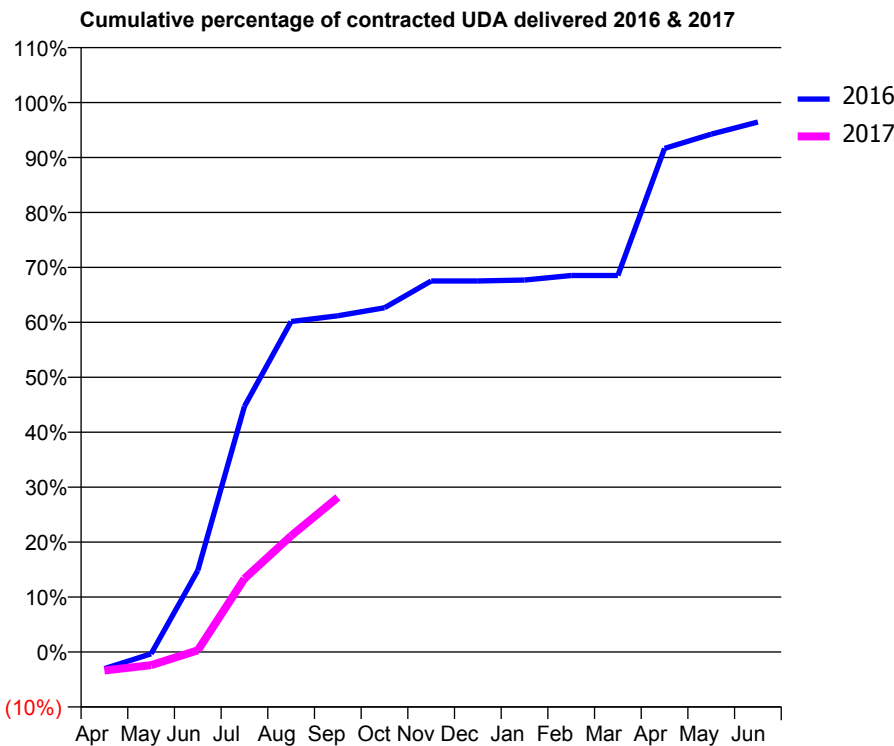
16/17 Contracted general activity (UDA)	7,439
Carry forward general activity (UDA)	264
16/17 Contracted orthodontic activity (UOA)	0
Carry forward orthodontic activity (UOA)	0
Baseline contract value	£159,588.22

### ACCESS\*

Patients seen in 24 months	Total	Change since previous quarter
Quarter ending September 2015	1,335	
Quarter ending December 2015	1,121	↓
Quarter ending March 2016	748	↓
Quarter ending June 2016	1,002	↑
Quarter ending September 2016	1,035	↑
<b>Variance since September 2015</b>	<b>(22.5%)</b>	<b>↓</b>



### ACTIVITY



Month	Adjusted Scheduled Activity (UDA)	
	2016	2017
April	-226	-252
May	-27	-180
June	1,104	23
July	3,326	993
August	4,475	1,574
September	4,553	2,093
October	4,661	
November	5,023	
December	5,023	
January	5,036	
February	5,098	
March	5,098	
April	6,818	
May	7,011	
June	7,174	

### QUALITY

	Quantity	Base Number	Contract	AT	Region	England
% of FP17s for the same patient ID Re-attending within 3 months - Children	3	115	2.6%	10.3%	11.8%	12.4%
% of FP17s for the same patient ID Re-attending within 3 months - Adults	48	843	5.7%	15.1%	16.6%	16.7%
% of FP17s for the same patient ID Re-attending between 3 & 9 months - Children	10	115	8.7%	60.7%	60.2%	57.4%
% of FP17s for the same patient ID Re-attending between 3 & 9 months - Adults	110	843	13.0%	52.7%	52.0%	50.5%
% of FP17s for Band 1 Urgent Courses	48	479	10.0%	9.6%	9.4%	9.1%
% of FP17s Relating to Free Repair or Replacements	1	479	0.2%	0.7%	0.7%	0.8%
% of FP17s Relating to Continuations	6	479	1.3%	1.3%	1.2%	1.3%
% of Patients satisfied with the dentistry they have received	2	2	N/A	91.6%	93.6%	93.2%
% of Patients satisfied with the time they had to wait for an appointment	2	2	N/A	87.7%	89.1%	89.0%

\* This is based on patients treated on this contract for their most recent course of treatment. Figures in italics indicate the base number of FP17s or Patient Questionnaire responses are less than 100. N/A is shown where the base number of responses is less than 10 during the period. % is calculated as Quantity/Base number\*100



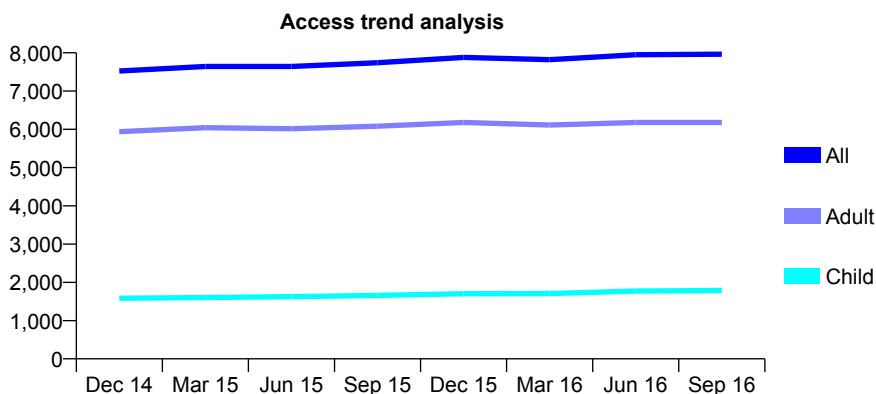
## Q70 - Vital Signs At a Glance Contract Report for 112410/0001 - September 2016

Name or company name	Dale Road Oral Care Ltd
Contract type name	GDS Contract
Purpose of contract	General
Contract start date	01/09/2010
Contract end date	

16/17 Contracted general activity (UDA)	30,000
Carry forward general activity (UDA)	735
16/17 Contracted orthodontic activity (UOA)	0
Carry forward orthodontic activity (UOA)	0
Baseline contract value	£704,705.73

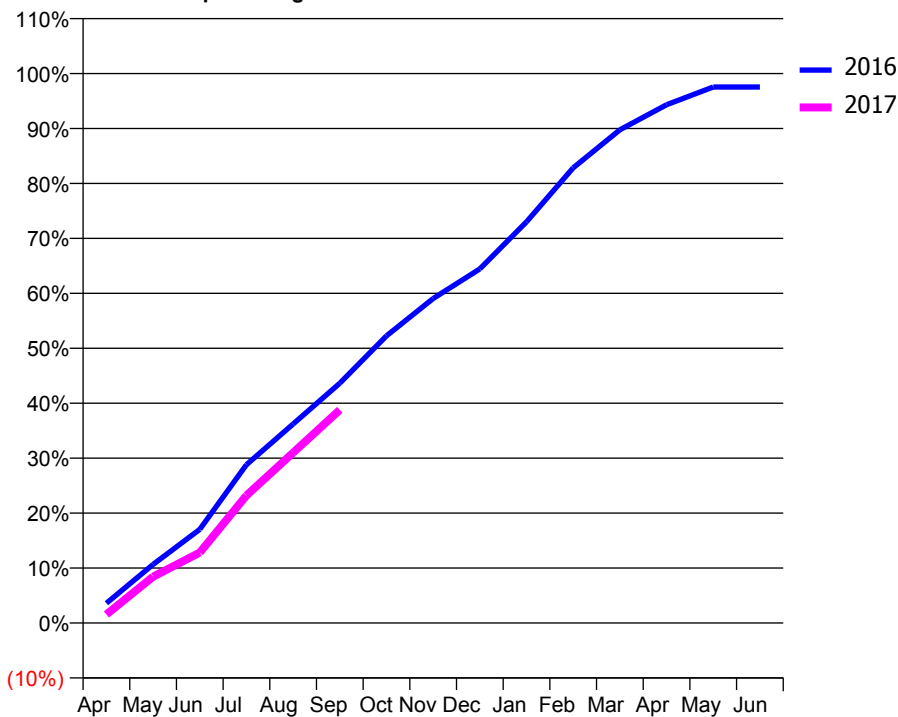
### ACCESS\*

Patients seen in 24 months	Total	Change since previous quarter
Quarter ending September 2015	7,739	
Quarter ending December 2015	7,881	→
Quarter ending March 2016	7,821	→
Quarter ending June 2016	7,948	→
Quarter ending September 2016	7,965	→
<b>Variance since September 2015</b>	<b>2.9%</b>	<b>↑</b>



### ACTIVITY

Cumulative percentage of contracted UDA delivered 2016 & 2017



Month	Adjusted Scheduled Activity (UDA)	
	2016	2017
April	1,079	467
May	3,203	2,527
June	5,113	3,847
July	8,643	6,966
August	10,862	9,302
September	13,096	11,636
October	15,680	
November	17,718	
December	19,335	
January	21,903	
February	24,848	
March	26,927	
April	28,291	
May	29,260	
June	29,264	

### QUALITY

	Quantity	Base Number	Contract	AT	Region	England
% of FP17s for the same patient ID Re-attending within 3 months - Children	163	1,415	11.5%	10.3%	11.8%	12.4%
% of FP17s for the same patient ID Re-attending within 3 months - Adults	629	3,833	16.4%	15.1%	16.6%	16.7%
% of FP17s for the same patient ID Re-attending between 3 & 9 months - Children	778	1,415	55.0%	60.7%	60.2%	57.4%
% of FP17s for the same patient ID Re-attending between 3 & 9 months - Adults	1,867	3,833	48.7%	52.7%	52.0%	50.5%
% of FP17s for Band 1 Urgent Courses	398	4,562	8.7%	9.6%	9.4%	9.1%
% of FP17s Relating to Free Repair or Replacements	27	4,562	0.6%	0.7%	0.7%	0.8%
% of FP17s Relating to Continuations	136	4,562	3.0%	1.3%	1.2%	1.3%
% of Patients satisfied with the dentistry they have received	6	8	N/A	91.6%	93.6%	93.2%
% of Patients satisfied with the time they had to wait for an appointment	8	8	N/A	87.7%	89.1%	89.0%

\* This is based on patients treated on this contract for their most recent course of treatment. Figures in italics indicate the base number of FP17s or Patient Questionnaire responses are less than 100. N/A is shown where the base number of responses is less than 10 during the period. % is calculated as Quantity/Base number\*100

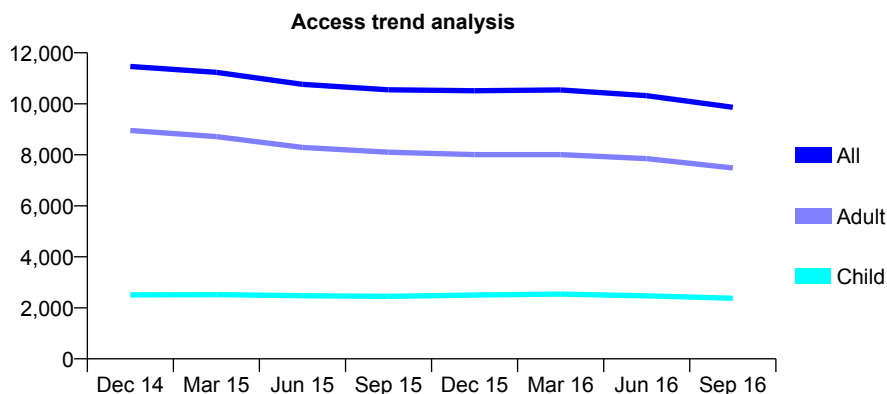
## Q70 - Vital Signs At a Glance Contract Report for 112488/0004 - September 2016

Name or company name	Integrated Dental Holdings
Contract type name	GDS Contract
Purpose of contract	General
Contract start date	01/01/2009
Contract end date	

16/17 Contracted general activity (UDA)	35,968
Carry forward general activity (UDA)	0
16/17 Contracted orthodontic activity (UOA)	0
Carry forward orthodontic activity (UOA)	0
Baseline contract value	£825,151.99

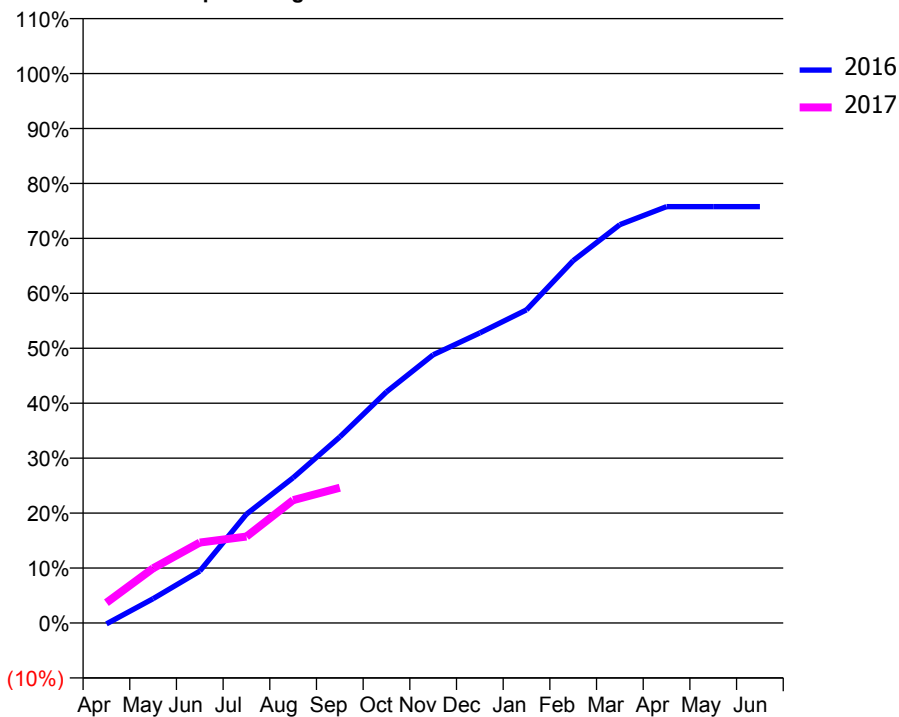
### ACCESS\*

Patients seen in 24 months	Total	Change since previous quarter
Quarter ending September 2015	10,550	
Quarter ending December 2015	10,511	→
Quarter ending March 2016	10,542	→
Quarter ending June 2016	10,321	↓
Quarter ending September 2016	9,862	↓
<b>Variance since September 2015</b>	<b>(6.5%)</b>	<b>↓</b>



### ACTIVITY

Cumulative percentage of contracted UDA delivered 2016 & 2017



Month	Adjusted Scheduled Activity (UDA)	
	2016	2017
April	-63	1,330
May	1,595	3,583
June	3,400	5,271
July	7,128	5,658
August	9,510	8,045
September	12,178	8,851
October	15,132	
November	17,557	
December	18,989	
January	20,500	
February	23,723	
March	26,077	
April	27,258	
May	27,257	
June	27,257	

### QUALITY

	Quantity	Base Number	Contract	AT	Region	England
% of FP17s for the same patient ID Re-attending within 3 months - Children	116	1,154	10.1%	10.3%	11.8%	12.4%
% of FP17s for the same patient ID Re-attending within 3 months - Adults	510	3,172	16.1%	15.1%	16.6%	16.7%
% of FP17s for the same patient ID Re-attending between 3 & 9 months - Children	539	1,154	46.7%	60.7%	60.2%	57.4%
% of FP17s for the same patient ID Re-attending between 3 & 9 months - Adults	1,328	3,172	41.9%	52.7%	52.0%	50.5%
% of FP17s for Band 1 Urgent Courses	522	3,798	13.7%	9.6%	9.4%	9.1%
% of FP17s Relating to Free Repair or Replacements	24	3,798	0.6%	0.7%	0.7%	0.8%
% of FP17s Relating to Continuations	44	3,798	1.2%	1.3%	1.2%	1.3%
% of Patients satisfied with the dentistry they have received	9	9	N/A	91.6%	93.6%	93.2%
% of Patients satisfied with the time they had to wait for an appointment	8	9	N/A	87.7%	89.1%	89.0%

\* This is based on patients treated on this contract for their most recent course of treatment. Figures in italics indicate the base number of FP17s or Patient Questionnaire responses are less than 100. N/A is shown where the base number of responses is less than 10 during the period. % is calculated as Quantity/Base number\*100

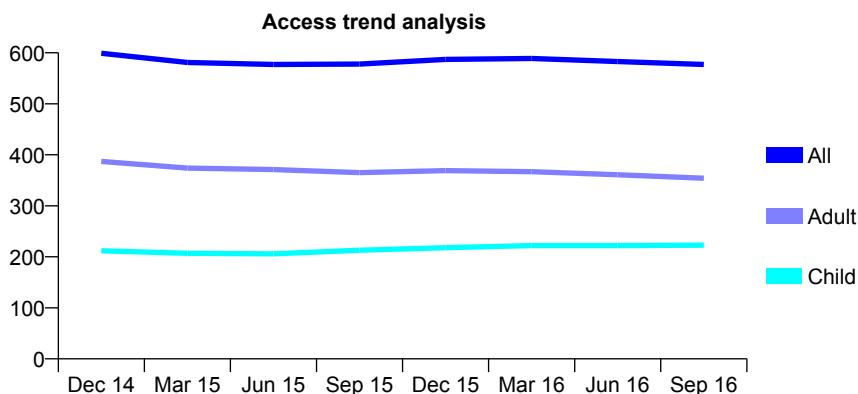
## Q70 - Vital Signs At a Glance Contract Report for 112593/0001 - September 2016

Name or company name	Mrs T C Martin
Contract type name	GDS Contract
Purpose of contract	General
Contract start date	01/01/2012
Contract end date	

16/17 Contracted general activity (UDA)	1,407
Carry forward general activity (UDA)	0
16/17 Contracted orthodontic activity (UOA)	0
Carry forward orthodontic activity (UOA)	0
Baseline contract value	£34,720.82

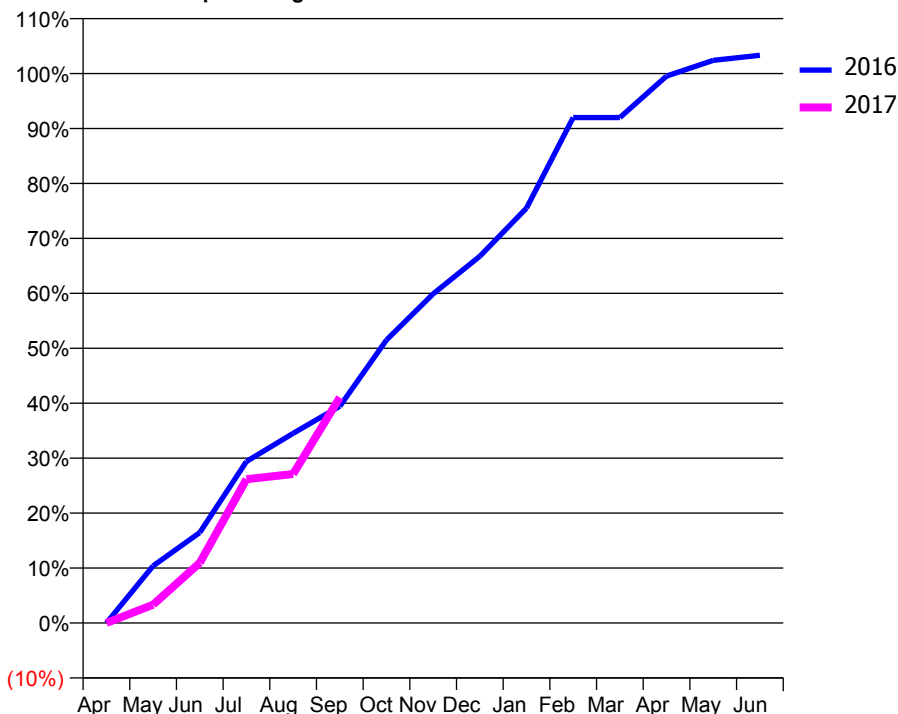
### ACCESS\*

Patients seen in 24 months	Total	Change since previous quarter
Quarter ending September 2015	578	
Quarter ending December 2015	587	→
Quarter ending March 2016	589	→
Quarter ending June 2016	583	↓
Quarter ending September 2016	577	↓
<b>Variance since September 2015</b>	<b>(0.2%)</b>	<b>→</b>



### ACTIVITY

Cumulative percentage of contracted UDA delivered 2016 & 2017



Adjusted Scheduled Activity (UDA)

Month	2016	2017
April	0	0
May	146	47
June	232	154
July	414	368
August	486	381
September	555	577
October	725	
November	843	
December	939	
January	1,062	
February	1,294	
March	1,294	
April	1,400	
May	1,441	
June	1,454	

### QUALITY

	Quantity	Base Number	Contract	AT	Region	England
% of FP17s for the same patient ID Re-attending within 3 months - Children	12	181	6.6%	10.3%	11.8%	12.4%
% of FP17s for the same patient ID Re-attending within 3 months - Adults	16	262	6.1%	15.1%	16.6%	16.7%
% of FP17s for the same patient ID Re-attending between 3 & 9 months - Children	105	181	58.0%	60.7%	60.2%	57.4%
% of FP17s for the same patient ID Re-attending between 3 & 9 months - Adults	176	262	67.2%	52.7%	52.0%	50.5%
% of FP17s for Band 1 Urgent Courses	2	338	0.6%	9.6%	9.4%	9.1%
% of FP17s Relating to Free Repair or Replacements	0	338	0.0%	0.7%	0.7%	0.8%
% of FP17s Relating to Continuations	0	338	0.0%	1.3%	1.2%	1.3%
% of Patients satisfied with the dentistry they have received	0	0	N/A	91.6%	93.6%	93.2%
% of Patients satisfied with the time they had to wait for an appointment	0	0	N/A	87.7%	89.1%	89.0%

\* This is based on patients treated on this contract for their most recent course of treatment. Figures in italics indicate the base number of FP17s or Patient Questionnaire responses are less than 100. N/A is shown where the base number of responses is less than 10 during the period. % is calculated as Quantity/Base number\*100

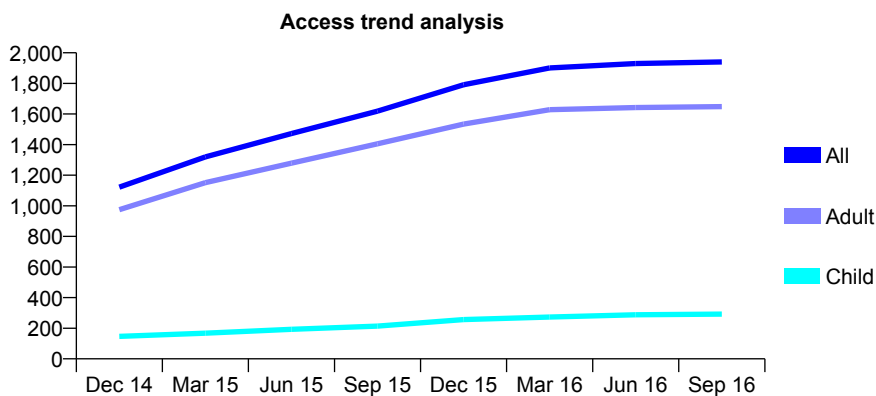
## Q70 - Vital Signs At a Glance Contract Report for 112690/0001 - September 2016

Name or company name	The Grove Dental Practice
Contract type name	GDS Contract
Purpose of contract	General
Contract start date	28/03/2014
Contract end date	

16/17 Contracted general activity (UDA)	5,028
Carry forward general activity (UDA)	0
16/17 Contracted orthodontic activity (UOA)	0
Carry forward orthodontic activity (UOA)	0
Baseline contract value	£115,622.26

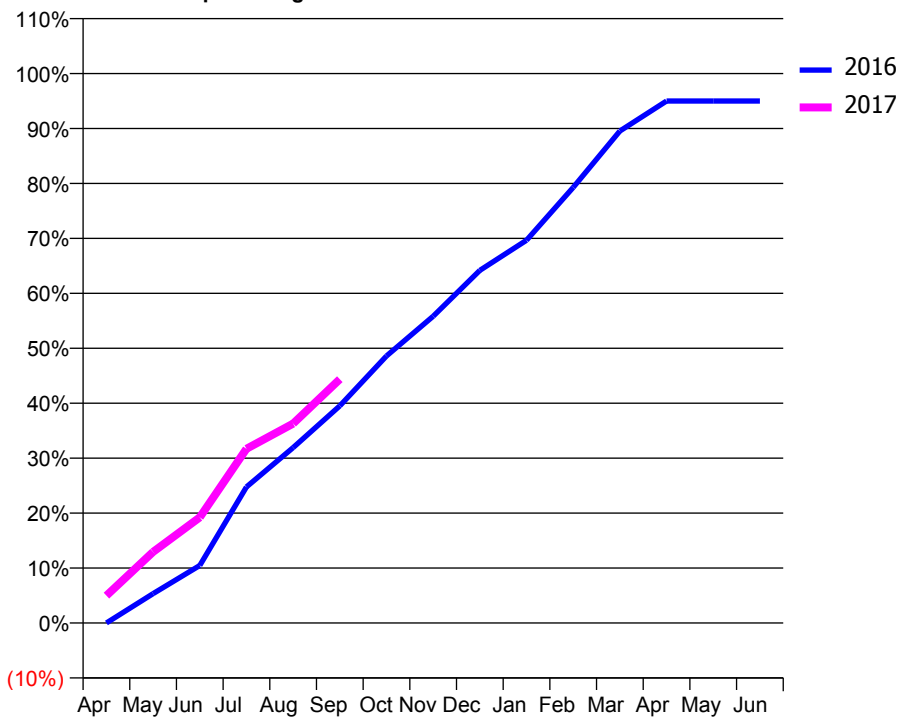
### ACCESS\*

Patients seen in 24 months	Total	Change since previous quarter
Quarter ending September 2015	1,619	
Quarter ending December 2015	1,791	↑
Quarter ending March 2016	1,901	↑
Quarter ending June 2016	1,930	→
Quarter ending September 2016	1,940	→
<b>Variance since September 2015</b>	<b>19.8%</b>	<b>↑</b>



### ACTIVITY

Cumulative percentage of contracted UDA delivered 2016 & 2017



Month	Adjusted Scheduled Activity (UDA)	
	2016	2017
April	0	251
May	270	650
June	527	967
July	1,245	1,594
August	1,606	1,824
September	1,987	2,231
October	2,444	
November	2,807	
December	3,226	
January	3,502	
February	3,985	
March	4,502	
April	4,776	
May	4,776	
June	4,776	

### QUALITY

	Quantity	Base Number	Contract	AT	Region	England
% of FP17s for the same patient ID Re-attending within 3 months - Children	17	255	6.7%	10.3%	11.8%	12.4%
% of FP17s for the same patient ID Re-attending within 3 months - Adults	192	1,247	15.4%	15.1%	16.6%	16.7%
% of FP17s for the same patient ID Re-attending between 3 & 9 months - Children	163	255	63.9%	60.7%	60.2%	57.4%
% of FP17s for the same patient ID Re-attending between 3 & 9 months - Adults	728	1,247	58.4%	52.7%	52.0%	50.5%
% of FP17s for Band 1 Urgent Courses	211	1,356	15.6%	9.6%	9.4%	9.1%
% of FP17s Relating to Free Repair or Replacements	18	1,356	1.3%	0.7%	0.7%	0.8%
% of FP17s Relating to Continuations	1	1,356	0.1%	1.3%	1.2%	1.3%
% of Patients satisfied with the dentistry they have received	1	1	N/A	91.6%	93.6%	93.2%
% of Patients satisfied with the time they had to wait for an appointment	1	1	N/A	87.7%	89.1%	89.0%

\* This is based on patients treated on this contract for their most recent course of treatment. Figures in italics indicate the base number of FP17s or Patient Questionnaire responses are less than 100. N/A is shown where the base number of responses is less than 10 during the period. % is calculated as Quantity/Base number\*100

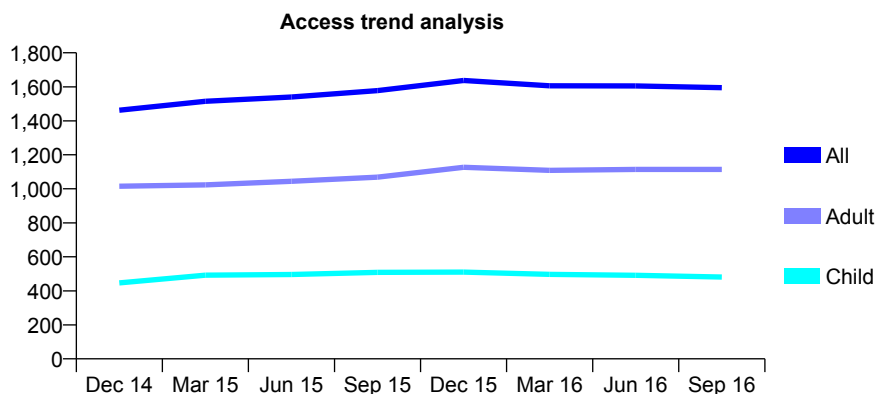
## Q70 - Vital Signs At a Glance Contract Report for 112844/0001 - September 2016

Name or company name	Tadley Dental Care Partnership
Contract type name	GDS Contract
Purpose of contract	General
Contract start date	09/03/2012
Contract end date	

16/17 Contracted general activity (UDA)	4,130
Carry forward general activity (UDA)	100
16/17 Contracted orthodontic activity (UOA)	0
Carry forward orthodontic activity (UOA)	0
Baseline contract value	£107,500.49

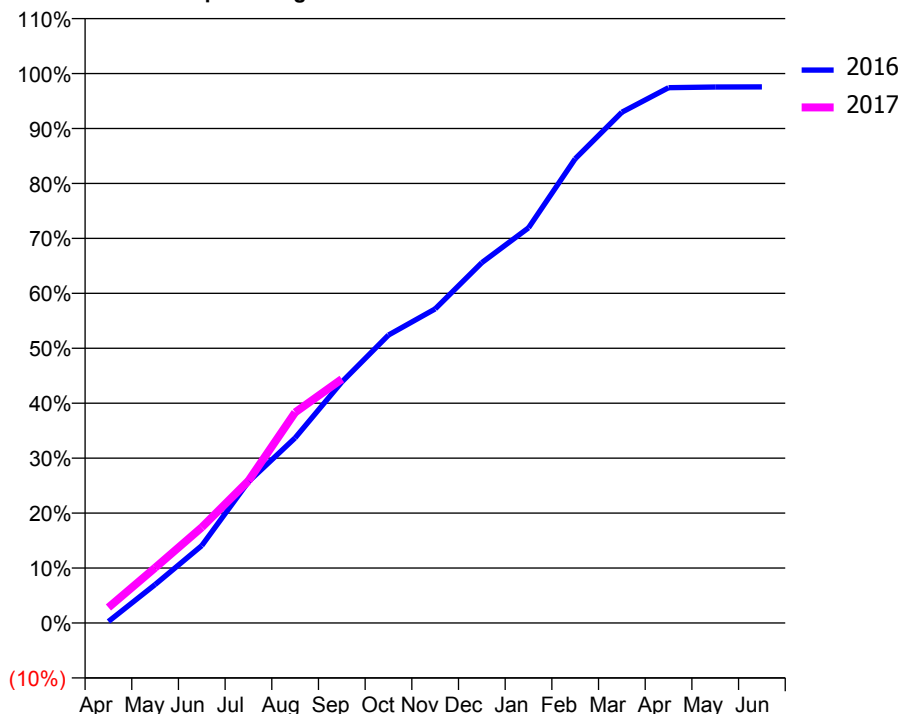
### ACCESS\*

Patients seen in 24 months	Total	Change since previous quarter
Quarter ending September 2015	1,578	
Quarter ending December 2015	1,637	↑
Quarter ending March 2016	1,606	↓
Quarter ending June 2016	1,605	→
Quarter ending September 2016	1,595	→
<b>Variance since September 2015</b>	<b>1.1%</b>	<b>→</b>



### ACTIVITY

Cumulative percentage of contracted UDA delivered 2016 & 2017



Month	Adjusted Scheduled Activity (UDA)	
	2016	2017
April	12	117
May	289	416
June	582	719
July	1,062	1,069
August	1,392	1,583
September	1,811	1,834
October	2,164	
November	2,361	
December	2,709	
January	2,970	
February	3,490	
March	3,839	
April	4,024	
May	4,029	
June	4,030	

### QUALITY

	Quantity	Base Number	Contract	AT	Region	England
% of FP17s for the same patient ID Re-attending within 3 months - Children	21	375	5.6%	10.3%	11.8%	12.4%
% of FP17s for the same patient ID Re-attending within 3 months - Adults	54	832	6.5%	15.1%	16.6%	16.7%
% of FP17s for the same patient ID Re-attending between 3 & 9 months - Children	108	375	28.8%	60.7%	60.2%	57.4%
% of FP17s for the same patient ID Re-attending between 3 & 9 months - Adults	253	832	30.4%	52.7%	52.0%	50.5%
% of FP17s for Band 1 Urgent Courses	87	1,103	7.9%	9.6%	9.4%	9.1%
% of FP17s Relating to Free Repair or Replacements	8	1,103	0.7%	0.7%	0.7%	0.8%
% of FP17s Relating to Continuations	5	1,103	0.5%	1.3%	1.2%	1.3%
% of Patients satisfied with the dentistry they have received	1	1	N/A	91.6%	93.6%	93.2%
% of Patients satisfied with the time they had to wait for an appointment	1	1	N/A	87.7%	89.1%	89.0%

\* This is based on patients treated on this contract for their most recent course of treatment. Figures in italics indicate the base number of FP17s or Patient Questionnaire responses are less than 100. N/A is shown where the base number of responses is less than 10 during the period. % is calculated as Quantity/Base number\*100

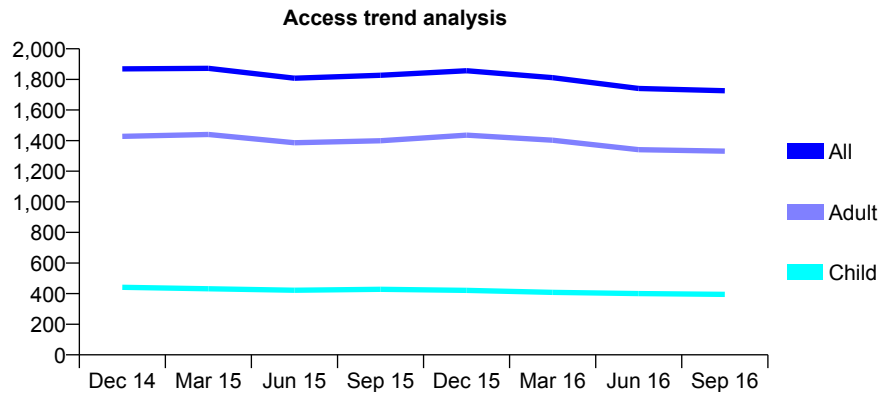
## Q70 - Vital Signs At a Glance Contract Report for 115304/0001 - September 2016

Name or company name	Ms A Modarresi-Tehrani
Contract type name	GDS Contract
Purpose of contract	General
Contract start date	10/08/2012
Contract end date	

16/17 Contracted general activity (UDA)	4,462
Carry forward general activity (UDA)	0
16/17 Contracted orthodontic activity (UOA)	0
Carry forward orthodontic activity (UOA)	0
Baseline contract value	£117,035.44

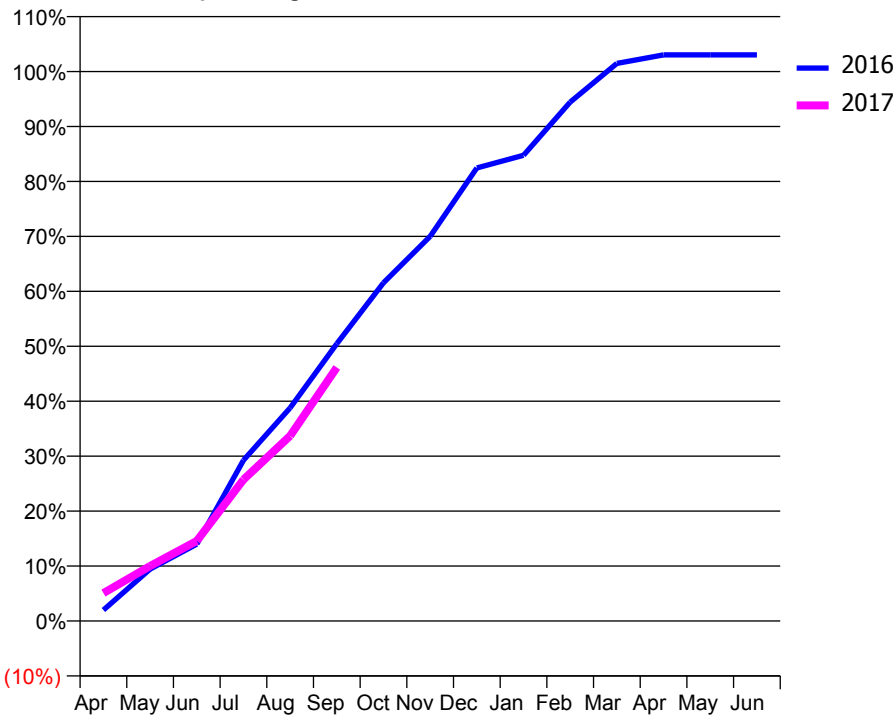
### ACCESS\*

Patients seen in 24 months	Total	Change since previous quarter
Quarter ending September 2015	1,827	
Quarter ending December 2015	1,857	→
Quarter ending March 2016	1,811	↓
Quarter ending June 2016	1,741	↓
Quarter ending September 2016	1,726	→
<b>Variance since September 2015</b>	<b>(5.5%)</b>	<b>↓</b>



### ACTIVITY

Cumulative percentage of contracted UDA delivered 2016 & 2017



Month	Adjusted Scheduled Activity (UDA)	
	2016	2017
April	89	226
May	422	446
June	624	650
July	1,305	1,148
August	1,731	1,504
September	2,251	2,059
October	2,746	
November	3,123	
December	3,679	
January	3,782	
February	4,214	
March	4,528	
April	4,597	
May	4,597	
June	4,597	

### QUALITY

	Quantity	Base Number	Contract	AT	Region	England
% of FP17s for the same patient ID Re-attending within 3 months - Children	9	241	3.7%	10.3%	11.8%	12.4%
% of FP17s for the same patient ID Re-attending within 3 months - Adults	86	715	12.0%	15.1%	16.6%	16.7%
% of FP17s for the same patient ID Re-attending between 3 & 9 months - Children	122	241	50.6%	60.7%	60.2%	57.4%
% of FP17s for the same patient ID Re-attending between 3 & 9 months - Adults	324	715	45.3%	52.7%	52.0%	50.5%
% of FP17s for Band 1 Urgent Courses	99	917	10.8%	9.6%	9.4%	9.1%
% of FP17s Relating to Free Repair or Replacements	0	917	0.0%	0.7%	0.7%	0.8%
% of FP17s Relating to Continuations	0	917	0.0%	1.3%	1.2%	1.3%
% of Patients satisfied with the dentistry they have received	2	2	N/A	91.6%	93.6%	93.2%
% of Patients satisfied with the time they had to wait for an appointment	2	2	N/A	87.7%	89.1%	89.0%

\* This is based on patients treated on this contract for their most recent course of treatment. Figures in italics indicate the base number of FP17s or Patient Questionnaire responses are less than 100. N/A is shown where the base number of responses is less than 10 during the period. % is calculated as Quantity/Base number\*100

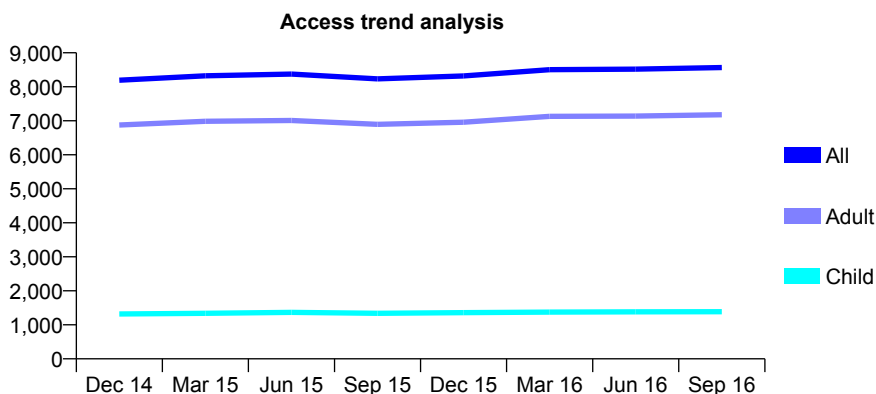
## Q70 - Vital Signs At a Glance Contract Report for 115363/0001 - September 2016

Name or company name	Holmoak Dental Practice
Contract type name	GDS Contract
Purpose of contract	General
Contract start date	01/04/2009
Contract end date	

16/17 Contracted general activity (UDA)	28,000
Carry forward general activity (UDA)	484
16/17 Contracted orthodontic activity (UOA)	0
Carry forward orthodontic activity (UOA)	0
Baseline contract value	£720,445.42

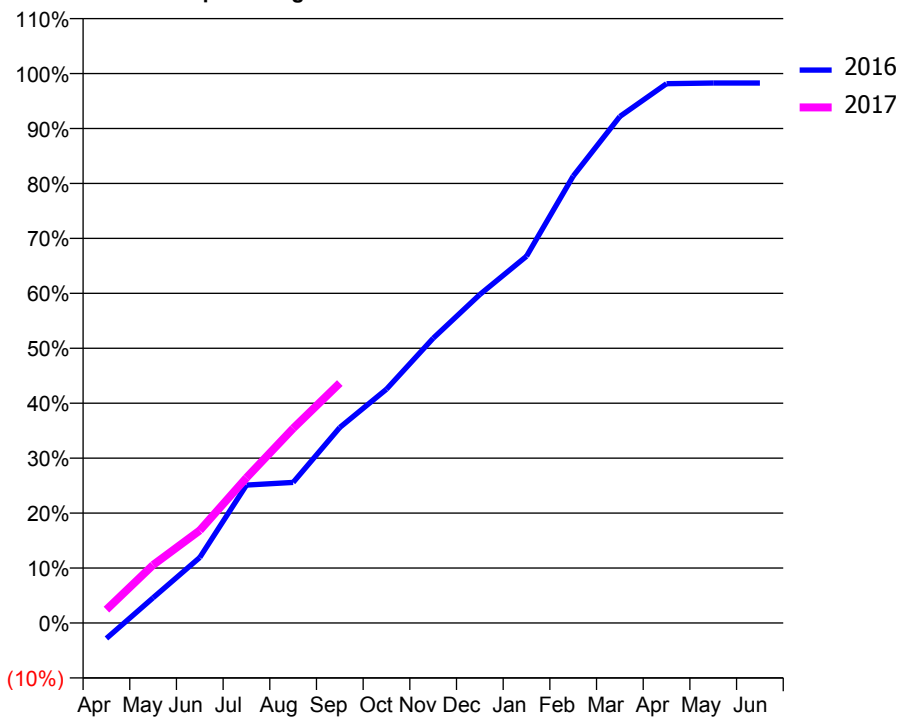
### ACCESS\*

Patients seen in 24 months	Total	Change since previous quarter
Quarter ending September 2015	8,234	
Quarter ending December 2015	8,318	→
Quarter ending March 2016	8,504	↑
Quarter ending June 2016	8,519	→
Quarter ending September 2016	8,567	→
<b>Variance since September 2015</b>	<b>4.0%</b>	<b>↑</b>



### ACTIVITY

Cumulative percentage of contracted UDA delivered 2016 & 2017



Adjusted Scheduled Activity (UDA)

Month	2016	2017
April	-789	684
May	1,287	2,962
June	3,342	4,716
July	7,029	7,404
August	7,163	9,918
September	9,962	12,229
October	11,917	
November	14,513	
December	16,738	
January	18,688	
February	22,774	
March	25,813	
April	27,480	
May	27,516	
June	27,516	

### QUALITY

	Quantity	Base Number	Contract	AT	Region	England
% of FP17s for the same patient ID Re-attending within 3 months - Children	83	1,101	7.5%	10.3%	11.8%	12.4%
% of FP17s for the same patient ID Re-attending within 3 months - Adults	1,193	5,845	20.4%	15.1%	16.6%	16.7%
% of FP17s for the same patient ID Re-attending between 3 & 9 months - Children	730	1,101	66.3%	60.7%	60.2%	57.4%
% of FP17s for the same patient ID Re-attending between 3 & 9 months - Adults	3,513	5,845	60.1%	52.7%	52.0%	50.5%
% of FP17s for Band 1 Urgent Courses	602	6,212	9.7%	9.6%	9.4%	9.1%
% of FP17s Relating to Free Repair or Replacements	67	6,212	1.1%	0.7%	0.7%	0.8%
% of FP17s Relating to Continuations	93	6,212	1.5%	1.3%	1.2%	1.3%
% of Patients satisfied with the dentistry they have received	6	9	N/A	91.6%	93.6%	93.2%
% of Patients satisfied with the time they had to wait for an appointment	7	9	N/A	87.7%	89.1%	89.0%

\* This is based on patients treated on this contract for their most recent course of treatment. Figures in italics indicate the base number of FP17s or Patient Questionnaire responses are less than 100. N/A is shown where the base number of responses is less than 10 during the period. % is calculated as Quantity/Base number\*100



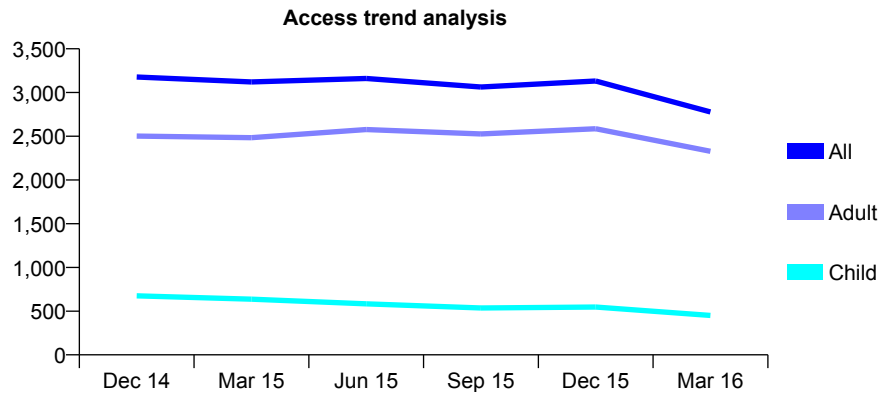
## Q70 - Vital Signs At a Glance Contract Report for 117463/0001 - September 2016

Name or company name	Jonathan Mynors-Wallis, Jayne Mynors-Wa
Contract type name	PDS Plus Contract
Purpose of contract	General
Contract start date	01/01/2011
Contract end date	31/12/2020

16/17 Contracted general activity (UDA)	6,000
Carry forward general activity (UDA)	0
16/17 Contracted orthodontic activity (UOA)	0
Carry forward orthodontic activity (UOA)	0
Baseline contract value	£118,698.85

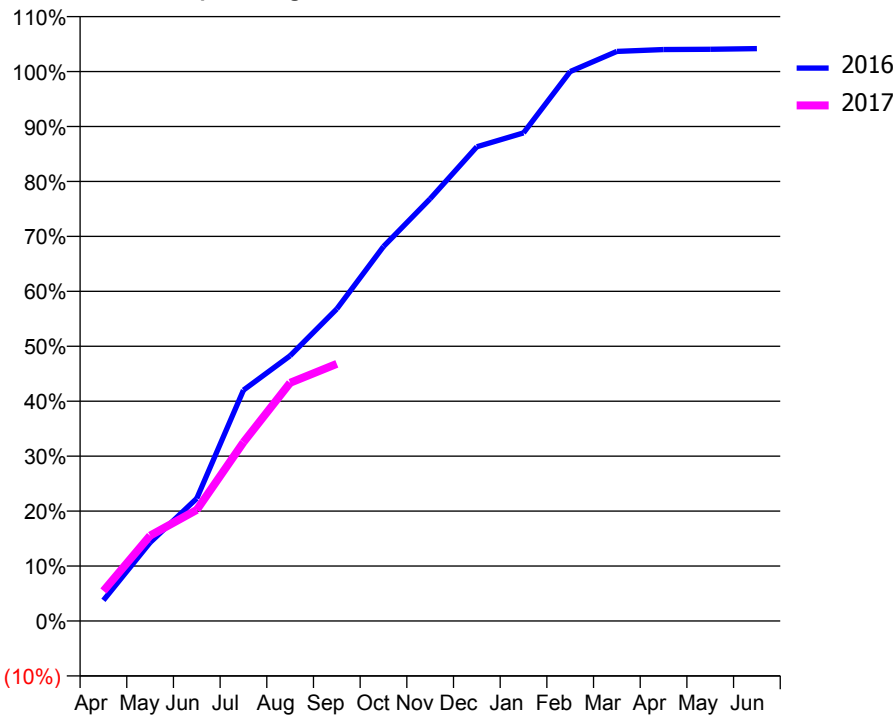
### ACCESS\*

Patients seen in 24 months	Total	Change since previous quarter
Quarter ending September 2015	3,063	
Quarter ending December 2015	3,132	↑
Quarter ending March 2016	2,778	↓
Quarter ending June 2016	0	
Quarter ending September 2016	0	
<b>Variance since September 2015</b>	N/A	



### ACTIVITY

Cumulative percentage of contracted UDA delivered 2016 & 2017



Month	Adjusted Scheduled Activity (UDA)	
	2016	2017
April	226	328
May	857	933
June	1,339	1,214
July	2,522	1,952
August	2,897	2,601
September	3,407	2,807
October	4,089	
November	4,610	
December	5,178	
January	5,330	
February	6,000	
March	6,219	
April	6,240	
May	6,242	
June	6,250	

### QUALITY

	Quantity	Base Number	Contract	AT	Region	England
% of FP17s for the same patient ID Re-attending within 3 months - Children	14	379	3.7%	10.3%	11.8%	12.4%
% of FP17s for the same patient ID Re-attending within 3 months - Adults	161	1,487	10.8%	15.1%	16.6%	16.7%
% of FP17s for the same patient ID Re-attending between 3 & 9 months - Children	177	379	46.7%	60.7%	60.2%	57.4%
% of FP17s for the same patient ID Re-attending between 3 & 9 months - Adults	401	1,487	27.0%	52.7%	52.0%	50.5%
% of FP17s for Band 1 Urgent Courses	81	1,346	6.0%	9.6%	9.4%	9.1%
% of FP17s Relating to Free Repair or Replacements	12	1,346	0.9%	0.7%	0.7%	0.8%
% of FP17s Relating to Continuations	32	1,346	2.4%	1.3%	1.2%	1.3%
% of Patients satisfied with the dentistry they have received	22	26	84.6%	91.6%	93.6%	93.2%
% of Patients satisfied with the time they had to wait for an appointment	25	26	96.2%	87.7%	89.1%	89.0%

\* This is based on patients treated on this contract for their most recent course of treatment. Figures in italics indicate the base number of FP17s or Patient Questionnaire responses are less than 100. N/A is shown where the base number of responses is less than 10 during the period. % is calculated as Quantity/Base number\*100

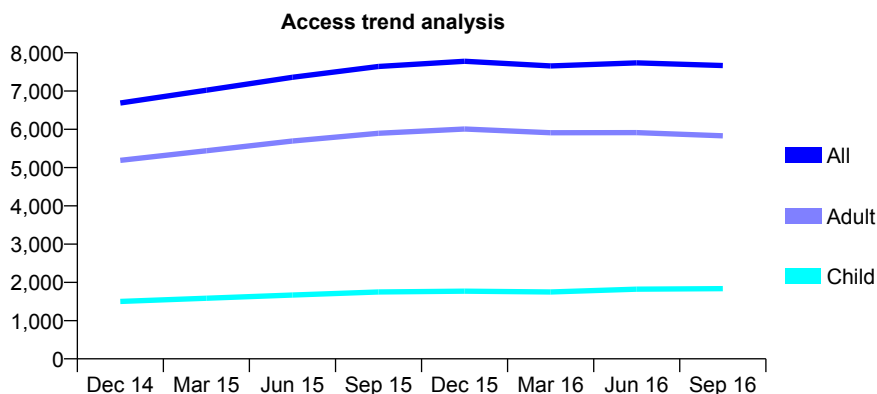
## Q70 - Vital Signs At a Glance Contract Report for 118060/0025 - September 2016

Name or company name	Genix Healthcare Ltd
Contract type name	GDS Contract
Purpose of contract	General
Contract start date	24/01/2011
Contract end date	

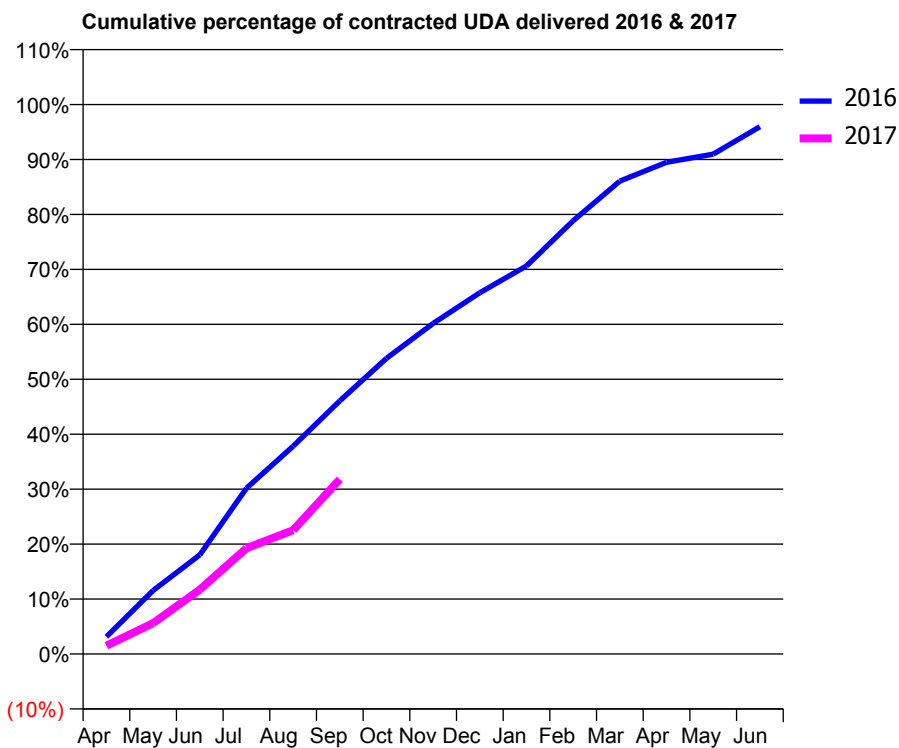
16/17 Contracted general activity (UDA)	21,000
Carry forward general activity (UDA)	0
16/17 Contracted orthodontic activity (UOA)	0
Carry forward orthodontic activity (UOA)	0
Baseline contract value	£524,553.03

### ACCESS\*

Patients seen in 24 months	Total	Change since previous quarter
Quarter ending September 2015	7,644	
Quarter ending December 2015	7,778	→
Quarter ending March 2016	7,658	↓
Quarter ending June 2016	7,736	→
Quarter ending September 2016	7,667	→
<b>Variance since September 2015</b>	<b>0.3%</b>	<b>→</b>



### ACTIVITY



Month	Adjusted Scheduled Activity (UDA)	
	2016	2017
April	662	318
May	2,427	1,182
June	3,787	2,460
July	6,338	4,046
August	7,942	4,733
September	9,676	6,678
October	11,302	
November	12,633	
December	13,808	
January	14,833	
February	16,559	
March	18,074	
April	18,793	
May	19,103	
June	20,154	

### QUALITY

	Quantity	Base Number	Contract	AT	Region	England
% of FP17s for the same patient ID Re-attending within 3 months - Children	50	1,099	4.5%	10.3%	11.8%	12.4%
% of FP17s for the same patient ID Re-attending within 3 months - Adults	486	3,529	13.8%	15.1%	16.6%	16.7%
% of FP17s for the same patient ID Re-attending between 3 & 9 months - Children	465	1,099	42.3%	60.7%	60.2%	57.4%
% of FP17s for the same patient ID Re-attending between 3 & 9 months - Adults	1,810	3,529	51.3%	52.7%	52.0%	50.5%
% of FP17s for Band 1 Urgent Courses	431	3,506	12.3%	9.6%	9.4%	9.1%
% of FP17s Relating to Free Repair or Replacements	35	3,506	1.0%	0.7%	0.7%	0.8%
% of FP17s Relating to Continuations	12	3,506	0.3%	1.3%	1.2%	1.3%
% of Patients satisfied with the dentistry they have received	5	5	N/A	91.6%	93.6%	93.2%
% of Patients satisfied with the time they had to wait for an appointment	5	5	N/A	87.7%	89.1%	89.0%

\* This is based on patients treated on this contract for their most recent course of treatment. Figures in italics indicate the base number of FP17s or Patient Questionnaire responses are less than 100. N/A is shown where the base number of responses is less than 10 during the period. % is calculated as Quantity/Base number\*100

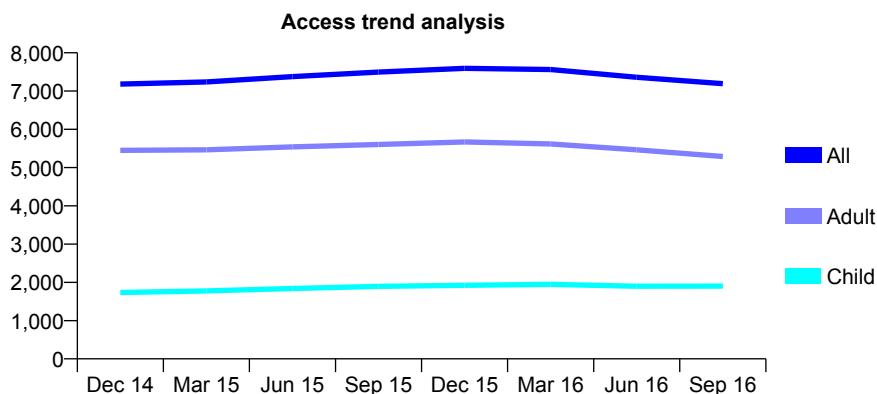
## Q70 - Vital Signs At a Glance Contract Report for 118060/0026 - September 2016

Name or company name	Genix Healthcare Ltd
Contract type name	GDS Contract
Purpose of contract	General
Contract start date	01/04/2011
Contract end date	

16/17 Contracted general activity (UDA)	20,126
Carry forward general activity (UDA)	0
16/17 Contracted orthodontic activity (UOA)	0
Carry forward orthodontic activity (UOA)	0
Baseline contract value	£524,553.03

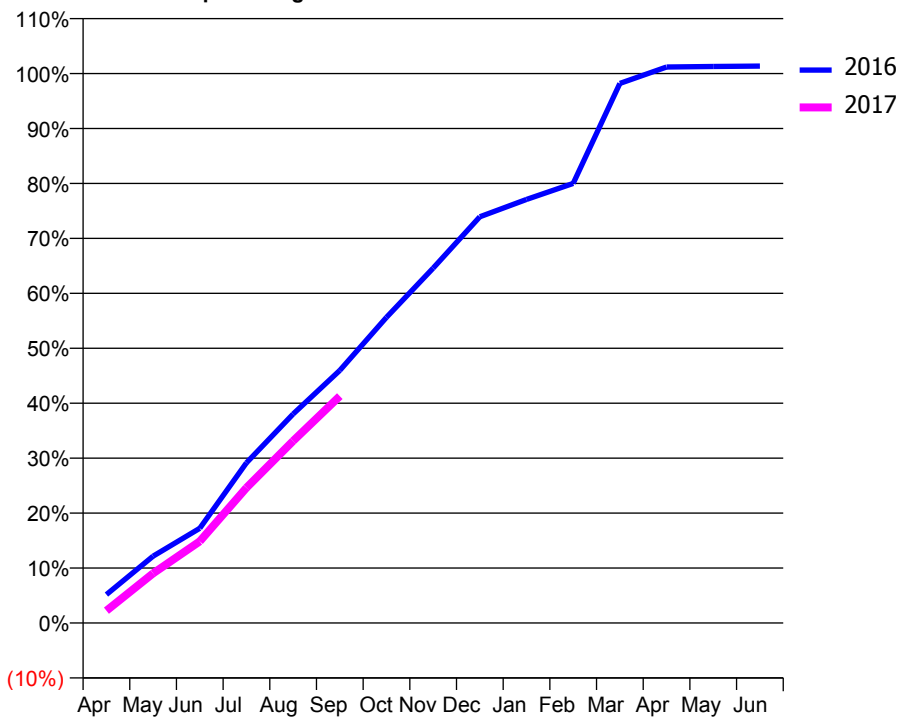
### ACCESS\*

Patients seen in 24 months	Total	Change since previous quarter
Quarter ending September 2015	7,496	
Quarter ending December 2015	7,595	→
Quarter ending March 2016	7,564	→
Quarter ending June 2016	7,361	↓
Quarter ending September 2016	7,192	↓
<b>Variance since September 2015</b>	<b>(4.1%)</b>	<b>↓</b>



### ACTIVITY

Cumulative percentage of contracted UDA delivered 2016 & 2017



Adjusted Scheduled Activity (UDA)

Month	2016	2017
April	1,043	452
May	2,451	1,819
June	3,472	2,990
July	5,867	4,953
August	7,656	6,669
September	9,254	8,312
October	11,198	
November	13,000	
December	14,877	
January	15,516	
February	16,102	
March	19,761	
April	20,364	
May	20,381	
June	20,396	

### QUALITY

	Quantity	Base Number	Contract	AT	Region	England
% of FP17s for the same patient ID Re-attending within 3 months - Children	95	1,373	6.9%	10.3%	11.8%	12.4%
% of FP17s for the same patient ID Re-attending within 3 months - Adults	358	3,368	10.6%	15.1%	16.6%	16.7%
% of FP17s for the same patient ID Re-attending between 3 & 9 months - Children	798	1,373	58.1%	60.7%	60.2%	57.4%
% of FP17s for the same patient ID Re-attending between 3 & 9 months - Adults	2,203	3,368	65.4%	52.7%	52.0%	50.5%
% of FP17s for Band 1 Urgent Courses	233	4,392	5.3%	9.6%	9.4%	9.1%
% of FP17s Relating to Free Repair or Replacements	47	4,392	1.1%	0.7%	0.7%	0.8%
% of FP17s Relating to Continuations	36	4,392	0.8%	1.3%	1.2%	1.3%
% of Patients satisfied with the dentistry they have received	3	4	N/A	91.6%	93.6%	93.2%
% of Patients satisfied with the time they had to wait for an appointment	4	4	N/A	87.7%	89.1%	89.0%

\* This is based on patients treated on this contract for their most recent course of treatment. Figures in italics indicate the base number of FP17s or Patient Questionnaire responses are less than 100. N/A is shown where the base number of responses is less than 10 during the period. % is calculated as Quantity/Base number\*100

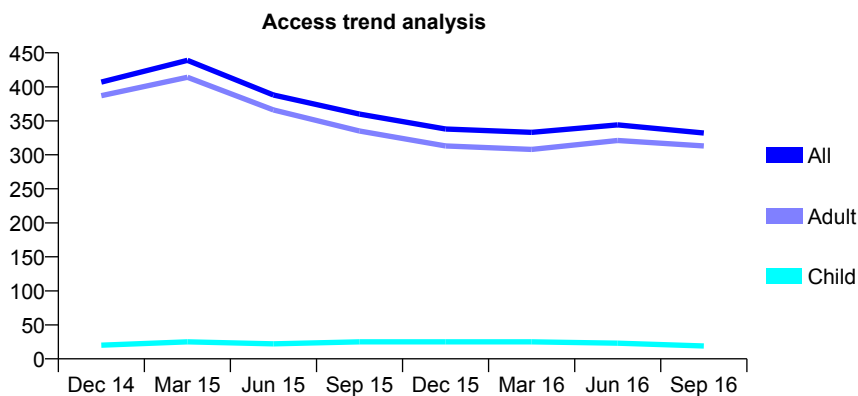
## Q70 - Vital Signs At a Glance Contract Report for 118060/0027 - September 2016

Name or company name	Genix Healthcare Ltd
Contract type name	GDS Contract
Purpose of contract	General
Contract start date	01/04/2011
Contract end date	

16/17 Contracted general activity (UDA)	874
Carry forward general activity (UDA)	0
16/17 Contracted orthodontic activity (UOA)	0
Carry forward orthodontic activity (UOA)	0
Baseline contract value	£0.00

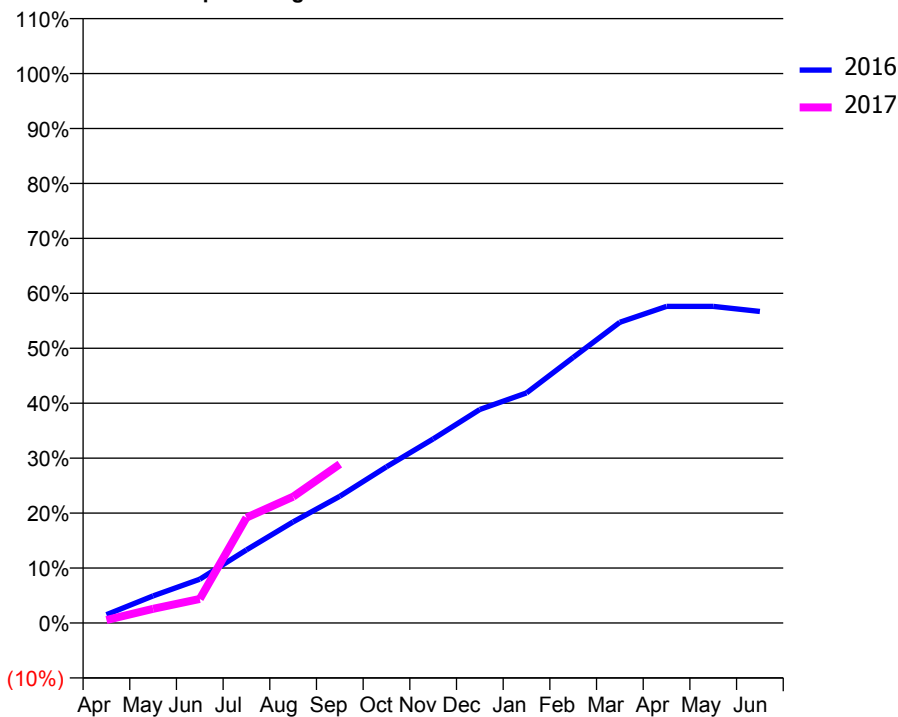
### ACCESS\*

Patients seen in 24 months	Total	Change since previous quarter
Quarter ending September 2015	360	
Quarter ending December 2015	338	↓
Quarter ending March 2016	333	↓
Quarter ending June 2016	344	↑
Quarter ending September 2016	332	↓
<b>Variance since September 2015</b>	<b>(7.8%)</b>	<b>↓</b>



### ACTIVITY

Cumulative percentage of contracted UDA delivered 2016 & 2017



Month	Adjusted Scheduled Activity (UDA)	
	2016	2017
April	13	5
May	43	23
June	70	38
July	116	168
August	161	201
September	202	253
October	248	
November	293	
December	340	
January	366	
February	422	
March	478	
April	504	
May	504	
June	496	

### QUALITY

	Quantity	Base Number	Contract	AT	Region	England
% of FP17s for the same patient ID Re-attending within 3 months - Children	0	4	0.0%	10.3%	11.8%	12.4%
% of FP17s for the same patient ID Re-attending within 3 months - Adults	12	224	5.4%	15.1%	16.6%	16.7%
% of FP17s for the same patient ID Re-attending between 3 & 9 months - Children	0	4	0.0%	60.7%	60.2%	57.4%
% of FP17s for the same patient ID Re-attending between 3 & 9 months - Adults	5	224	2.2%	52.7%	52.0%	50.5%
% of FP17s for Band 1 Urgent Courses	209	211	99.1%	9.6%	9.4%	9.1%
% of FP17s Relating to Free Repair or Replacements	0	211	0.0%	0.7%	0.7%	0.8%
% of FP17s Relating to Continuations	0	211	0.0%	1.3%	1.2%	1.3%
% of Patients satisfied with the dentistry they have received	0	0	N/A	91.6%	93.6%	93.2%
% of Patients satisfied with the time they had to wait for an appointment	0	0	N/A	87.7%	89.1%	89.0%

\* This is based on patients treated on this contract for their most recent course of treatment. Figures in italics indicate the base number of FP17s or Patient Questionnaire responses are less than 100. N/A is shown where the base number of responses is less than 10 during the period. % is calculated as Quantity/Base number\*100

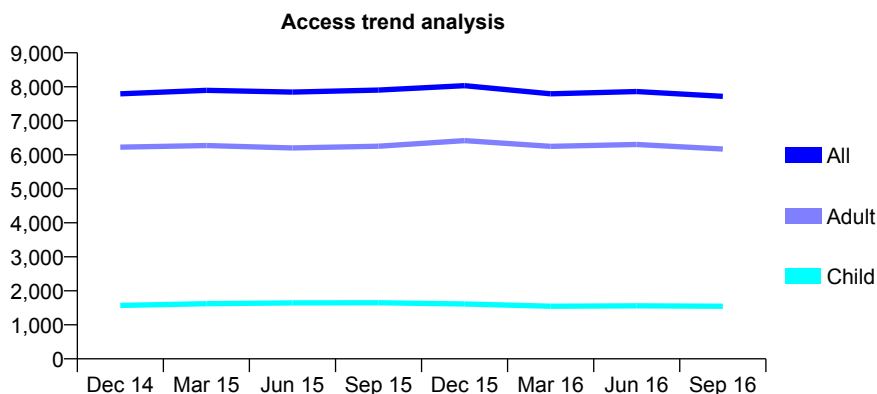
## Q70 - Vital Signs At a Glance Contract Report for 118133/0001 - September 2016

Name or company name	Mrs P Oghabi Sajjadi and Ms P Soltani - G
Contract type name	GDS Contract
Purpose of contract	General
Contract start date	01/11/2010
Contract end date	

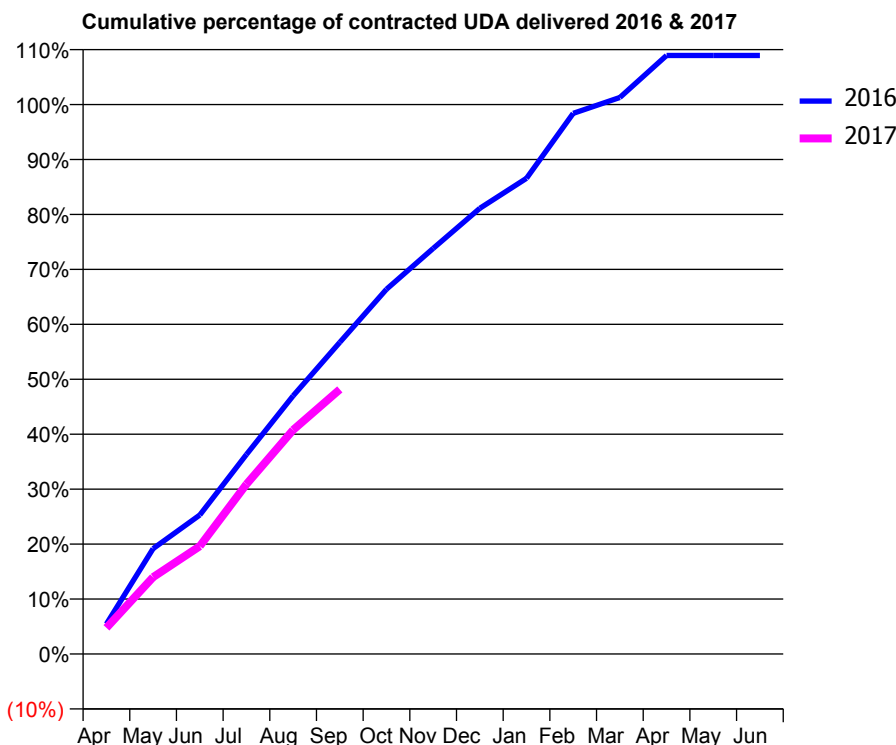
16/17 Contracted general activity (UDA)	23,000
Carry forward general activity (UDA)	0
16/17 Contracted orthodontic activity (UOA)	0
Carry forward orthodontic activity (UOA)	0
Baseline contract value	£557,357.92

### ACCESS\*

Patients seen in 24 months	Total	Change since previous quarter
Quarter ending September 2015	7,904	
Quarter ending December 2015	8,032	→
Quarter ending March 2016	7,795	↓
Quarter ending June 2016	7,861	→
Quarter ending September 2016	7,718	↓
<b>Variance since September 2015</b>	<b>(2.4%)</b>	<b>↓</b>



### ACTIVITY



Month	Adjusted Scheduled Activity (UDA)	
	2016	2017
April	1,257	1,098
May	4,414	3,215
June	5,821	4,511
July	8,353	7,109
August	10,807	9,377
September	13,044	11,078
October	15,267	
November	16,975	
December	18,658	
January	19,912	
February	22,630	
March	23,296	
April	25,052	
May	25,052	
June	25,052	

### QUALITY

	Quantity	Base Number	Contract	AT	Region	England
% of FP17s for the same patient ID Re-attending within 3 months - Children	72	1,203	6.0%	10.3%	11.8%	12.4%
% of FP17s for the same patient ID Re-attending within 3 months - Adults	635	4,515	14.1%	15.1%	16.6%	16.7%
% of FP17s for the same patient ID Re-attending between 3 & 9 months - Children	717	1,203	59.6%	60.7%	60.2%	57.4%
% of FP17s for the same patient ID Re-attending between 3 & 9 months - Adults	2,627	4,515	58.2%	52.7%	52.0%	50.5%
% of FP17s for Band 1 Urgent Courses	349	4,748	7.4%	9.6%	9.4%	9.1%
% of FP17s Relating to Free Repair or Replacements	24	4,748	0.5%	0.7%	0.7%	0.8%
% of FP17s Relating to Continuations	101	4,748	2.1%	1.3%	1.2%	1.3%
% of Patients satisfied with the dentistry they have received	9	10	90.0%	91.6%	93.6%	93.2%
% of Patients satisfied with the time they had to wait for an appointment	10	10	100.0%	87.7%	89.1%	89.0%

\* This is based on patients treated on this contract for their most recent course of treatment. Figures in italics indicate the base number of FP17s or Patient Questionnaire responses are less than 100. N/A is shown where the base number of responses is less than 10 during the period. % is calculated as Quantity/Base number\*100

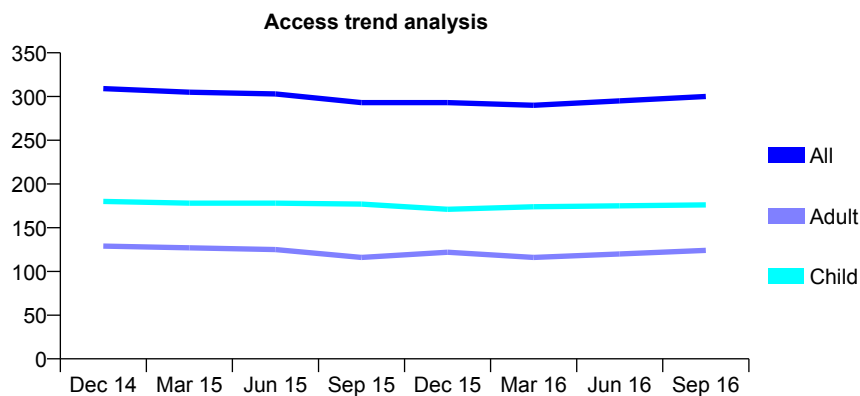
## Q70 - Vital Signs At a Glance Contract Report for 118451/0001 - September 2016

Name or company name	Adriana Lackova
Contract type name	GDS Contract
Purpose of contract	General
Contract start date	01/07/2011
Contract end date	

16/17 Contracted general activity (UDA)	1,000
Carry forward general activity (UDA)	11
16/17 Contracted orthodontic activity (UOA)	0
Carry forward orthodontic activity (UOA)	0
Baseline contract value	£19,249.54

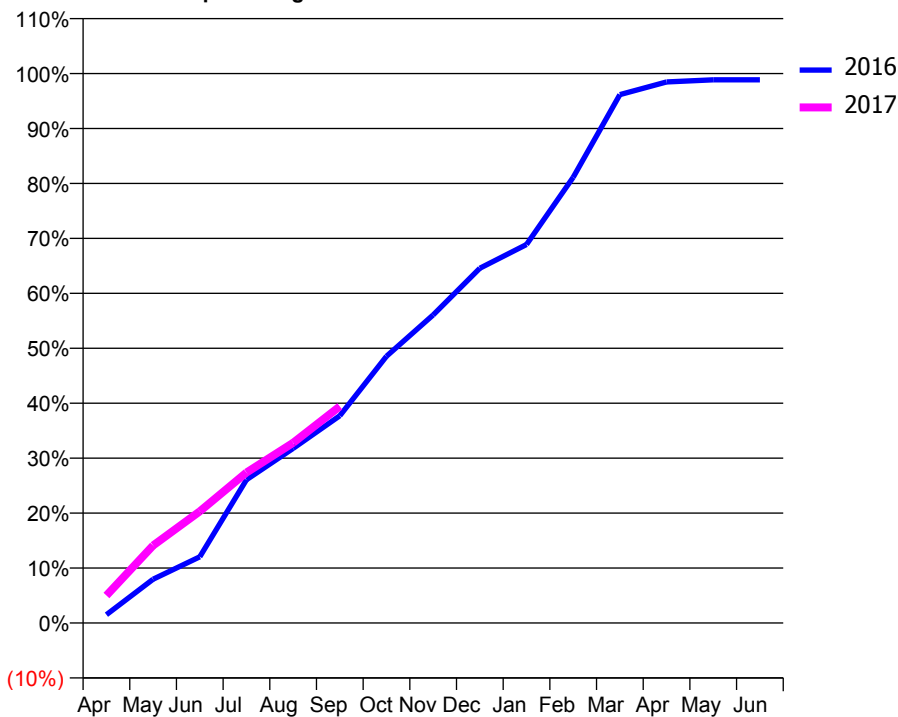
### ACCESS\*

Patients seen in 24 months	Total	Change since previous quarter
Quarter ending September 2015	293	
Quarter ending December 2015	293	→
Quarter ending March 2016	290	↓
Quarter ending June 2016	295	→
Quarter ending September 2016	300	→
<b>Variance since September 2015</b>	<b>2.4%</b>	<b>↑</b>



### ACTIVITY

Cumulative percentage of contracted UDA delivered 2016 & 2017



Month	Adjusted Scheduled Activity (UDA)	
	2016	2017
April	15	50
May	80	141
June	121	203
July	261	274
August	318	328
September	377	394
October	485	
November	561	
December	646	
January	689	
February	811	
March	962	
April	985	
May	989	
June	989	

### QUALITY

	Quantity	Base Number	Contract	AT	Region	England
% of FP17s for the same patient ID Re-attending within 3 months - Children	15	146	10.3%	10.3%	11.8%	12.4%
% of FP17s for the same patient ID Re-attending within 3 months - Adults	10	84	11.9%	15.1%	16.6%	16.7%
% of FP17s for the same patient ID Re-attending between 3 & 9 months - Children	94	146	64.4%	60.7%	60.2%	57.4%
% of FP17s for the same patient ID Re-attending between 3 & 9 months - Adults	55	84	65.5%	52.7%	52.0%	50.5%
% of FP17s for Band 1 Urgent Courses	6	217	2.8%	9.6%	9.4%	9.1%
% of FP17s Relating to Free Repair or Replacements	0	217	0.0%	0.7%	0.7%	0.8%
% of FP17s Relating to Continuations	2	217	0.9%	1.3%	1.2%	1.3%
% of Patients satisfied with the dentistry they have received	0	0	N/A	91.6%	93.6%	93.2%
% of Patients satisfied with the time they had to wait for an appointment	0	0	N/A	87.7%	89.1%	89.0%

\* This is based on patients treated on this contract for their most recent course of treatment. Figures in italics indicate the base number of FP17s or Patient Questionnaire responses are less than 100. N/A is shown where the base number of responses is less than 10 during the period. % is calculated as Quantity/Base number\*100

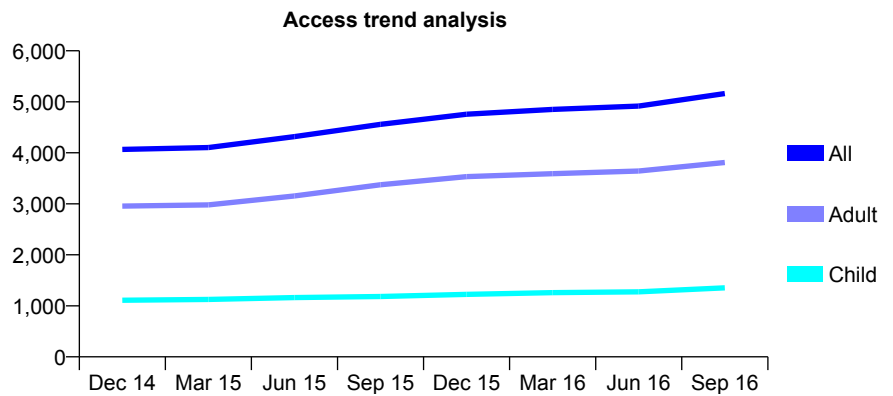
## Q70 - Vital Signs At a Glance Contract Report for 119016/0001 - September 2016

Name or company name	Alton Dental Ltd
Contract type name	GDS Contract
Purpose of contract	General
Contract start date	01/12/2010
Contract end date	

16/17 Contracted general activity (UDA)	9,051
Carry forward general activity (UDA)	-181
16/17 Contracted orthodontic activity (UOA)	0
Carry forward orthodontic activity (UOA)	0
Baseline contract value	£279,784.52

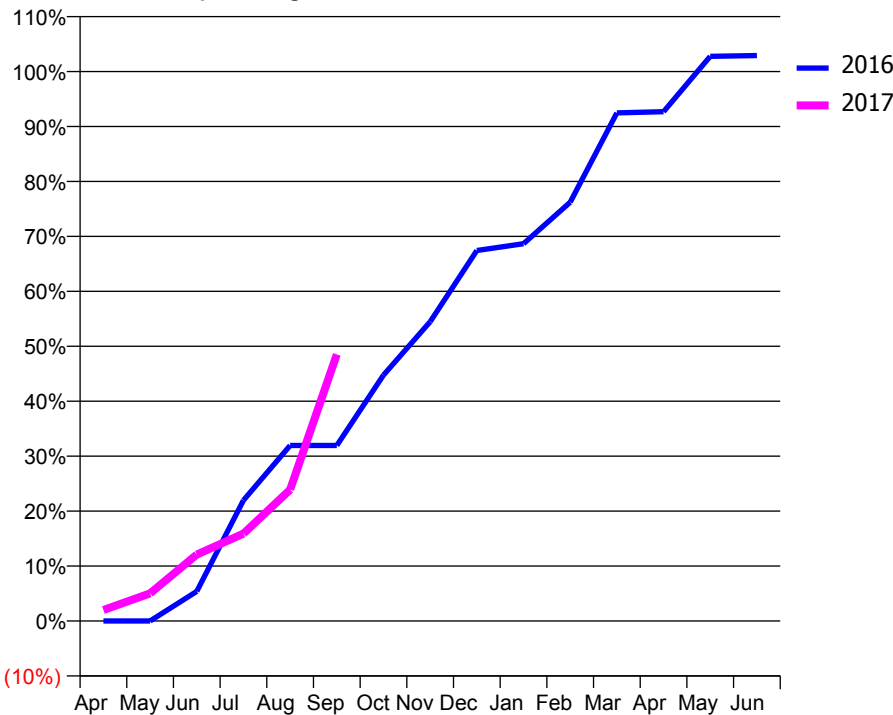
### ACCESS\*

Patients seen in 24 months	Total	Change since previous quarter
Quarter ending September 2015	4,558	
Quarter ending December 2015	4,758	↑
Quarter ending March 2016	4,851	→
Quarter ending June 2016	4,916	→
Quarter ending September 2016	5,162	↑
<b>Variance since September 2015</b>	<b>13.3%</b>	<b>↑</b>



### ACTIVITY

Cumulative percentage of contracted UDA delivered 2016 & 2017



Month	Adjusted Scheduled Activity (UDA)	
	2016	2017
April	0	181
May	0	456
June	490	1,094
July	1,988	1,439
August	2,891	2,164
September	2,891	4,393
October	4,051	
November	4,930	
December	6,102	
January	6,215	
February	6,897	
March	8,368	
April	8,388	
May	9,301	
June	9,313	

### QUALITY

	Quantity	Base Number	Contract	AT	Region	England
% of FP17s for the same patient ID Re-attending within 3 months - Children	48	878	5.5%	10.3%	11.8%	12.4%
% of FP17s for the same patient ID Re-attending within 3 months - Adults	282	2,201	12.8%	15.1%	16.6%	16.7%
% of FP17s for the same patient ID Re-attending between 3 & 9 months - Children	393	878	44.8%	60.7%	60.2%	57.4%
% of FP17s for the same patient ID Re-attending between 3 & 9 months - Adults	940	2,201	42.7%	52.7%	52.0%	50.5%
% of FP17s for Band 1 Urgent Courses	202	2,131	9.5%	9.6%	9.4%	9.1%
% of FP17s Relating to Free Repair or Replacements	11	2,131	0.5%	0.7%	0.7%	0.8%
% of FP17s Relating to Continuations	7	2,131	0.3%	1.3%	1.2%	1.3%
% of Patients satisfied with the dentistry they have received	4	4	N/A	91.6%	93.6%	93.2%
% of Patients satisfied with the time they had to wait for an appointment	4	4	N/A	87.7%	89.1%	89.0%

\* This is based on patients treated on this contract for their most recent course of treatment. Figures in italics indicate the base number of FP17s or Patient Questionnaire responses are less than 100. N/A is shown where the base number of responses is less than 10 during the period. % is calculated as Quantity/Base number\*100



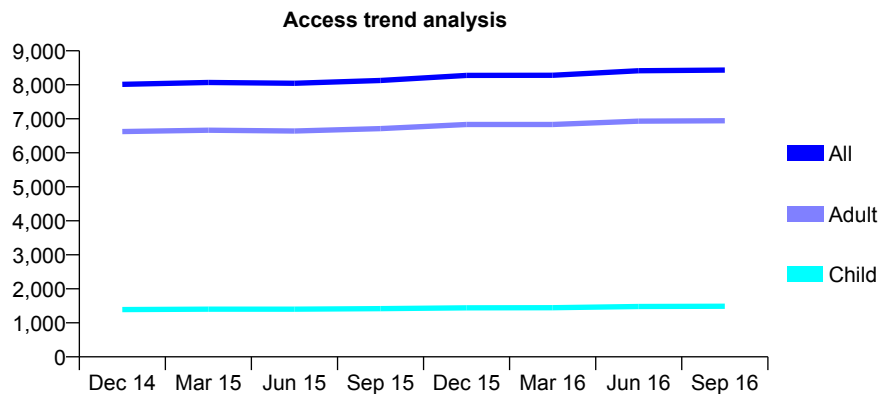
## Q70 - Vital Signs At a Glance Contract Report for 119652/0001 - September 2016

Name or company name	Westbourne Dental Practice
Contract type name	GDS Contract
Purpose of contract	General
Contract start date	01/04/2011
Contract end date	

16/17 Contracted general activity (UDA)	22,000
Carry forward general activity (UDA)	0
16/17 Contracted orthodontic activity (UOA)	0
Carry forward orthodontic activity (UOA)	0
Baseline contract value	£514,421.31

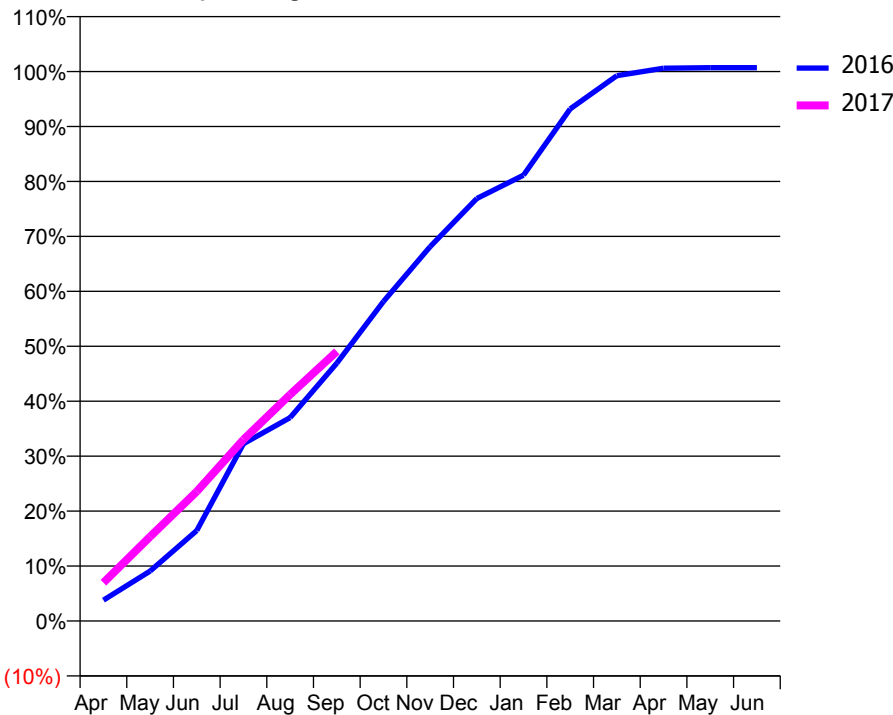
### ACCESS\*

Patients seen in 24 months	Total	Change since previous quarter
Quarter ending September 2015	8,127	
Quarter ending December 2015	8,275	→
Quarter ending March 2016	8,280	→
Quarter ending June 2016	8,412	→
Quarter ending September 2016	8,432	→
<b>Variance since September 2015</b>	<b>3.8%</b>	<b>↑</b>



### ACTIVITY

Cumulative percentage of contracted UDA delivered 2016 & 2017



Month	Adjusted Scheduled Activity (UDA)	
	2016	2017
April	838	1,537
May	1,997	3,379
June	3,622	5,186
July	7,097	7,261
August	8,143	9,070
September	10,322	10,793
October	12,793	
November	14,989	
December	16,914	
January	17,850	
February	20,504	
March	21,832	
April	22,133	
May	22,153	
June	22,155	

### QUALITY

	Quantity	Base Number	Contract	AT	Region	England
% of FP17s for the same patient ID Re-attending within 3 months - Children	58	1,021	5.7%	10.3%	11.8%	12.4%
% of FP17s for the same patient ID Re-attending within 3 months - Adults	436	4,322	10.1%	15.1%	16.6%	16.7%
% of FP17s for the same patient ID Re-attending between 3 & 9 months - Children	463	1,021	45.3%	60.7%	60.2%	57.4%
% of FP17s for the same patient ID Re-attending between 3 & 9 months - Adults	2,142	4,322	49.6%	52.7%	52.0%	50.5%
% of FP17s for Band 1 Urgent Courses	210	5,160	4.1%	9.6%	9.4%	9.1%
% of FP17s Relating to Free Repair or Replacements	14	5,160	0.3%	0.7%	0.7%	0.8%
% of FP17s Relating to Continuations	135	5,160	2.6%	1.3%	1.2%	1.3%
% of Patients satisfied with the dentistry they have received	9	10	90.0%	91.6%	93.6%	93.2%
% of Patients satisfied with the time they had to wait for an appointment	10	10	100.0%	87.7%	89.1%	89.0%

\* This is based on patients treated on this contract for their most recent course of treatment. Figures in italics indicate the base number of FP17s or Patient Questionnaire responses are less than 100. N/A is shown where the base number of responses is less than 10 during the period. % is calculated as Quantity/Base number\*100

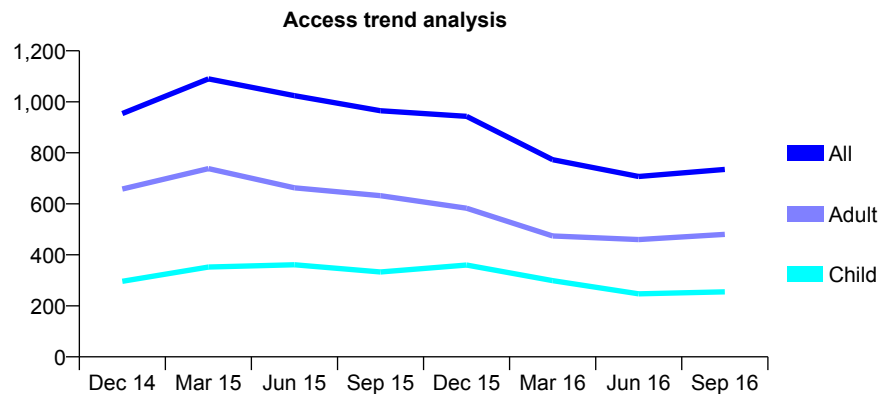
## Q70 - Vital Signs At a Glance Contract Report for 119830/0001 - September 2016

Name or company name	Dr L Badawy, Dr G Rees & Dr R Yeow
Contract type name	GDS Contract
Purpose of contract	General
Contract start date	01/04/2012
Contract end date	

16/17 Contracted general activity (UDA)	2,495
Carry forward general activity (UDA)	-1
16/17 Contracted orthodontic activity (UOA)	0
Carry forward orthodontic activity (UOA)	0
Baseline contract value	£64,713.34

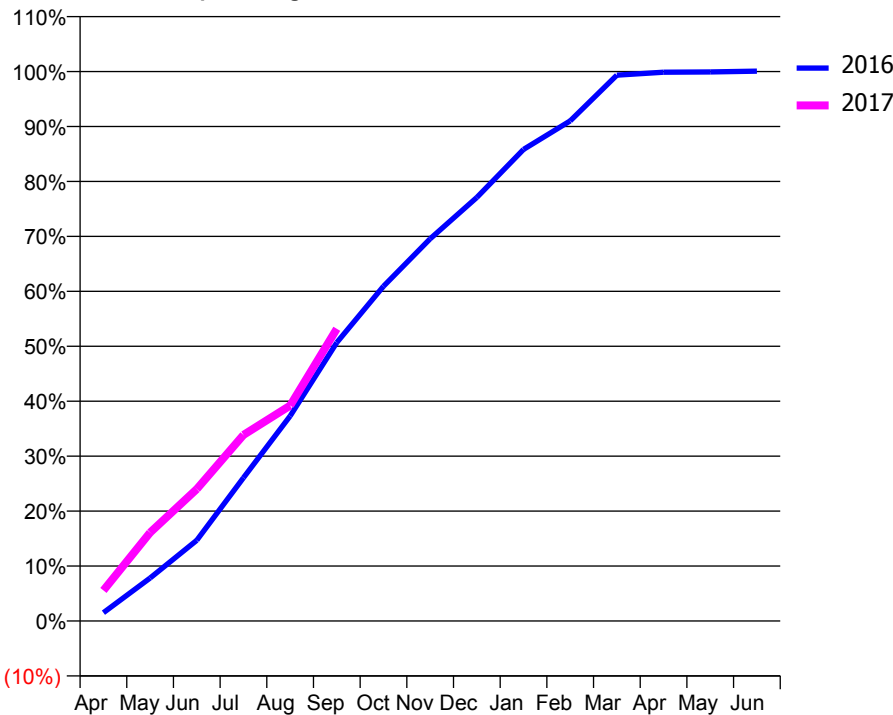
### ACCESS\*

Patients seen in 24 months	Total	Change since previous quarter
Quarter ending September 2015	965	
Quarter ending December 2015	943	↓
Quarter ending March 2016	773	↓
Quarter ending June 2016	707	↓
Quarter ending September 2016	735	↑
<b>Variance since September 2015</b>	<b>(23.8%)</b>	<b>↓</b>



### ACTIVITY

Cumulative percentage of contracted UDA delivered 2016 & 2017



Month	Adjusted Scheduled Activity (UDA)	
	2016	2017
April	38	139
May	195	402
June	366	599
July	651	845
August	931	978
September	1,265	1,327
October	1,520	
November	1,736	
December	1,923	
January	2,141	
February	2,271	
March	2,479	
April	2,492	
May	2,493	
June	2,497	

### QUALITY

	Quantity	Base Number	Contract	AT	Region	England
% of FP17s for the same patient ID Re-attending within 3 months - Children	11	232	4.7%	10.3%	11.8%	12.4%
% of FP17s for the same patient ID Re-attending within 3 months - Adults	44	418	10.5%	15.1%	16.6%	16.7%
% of FP17s for the same patient ID Re-attending between 3 & 9 months - Children	80	232	34.5%	60.7%	60.2%	57.4%
% of FP17s for the same patient ID Re-attending between 3 & 9 months - Adults	121	418	28.9%	52.7%	52.0%	50.5%
% of FP17s for Band 1 Urgent Courses	82	633	13.0%	9.6%	9.4%	9.1%
% of FP17s Relating to Free Repair or Replacements	4	633	0.6%	0.7%	0.7%	0.8%
% of FP17s Relating to Continuations	3	633	0.5%	1.3%	1.2%	1.3%
% of Patients satisfied with the dentistry they have received	0	0	N/A	91.6%	93.6%	93.2%
% of Patients satisfied with the time they had to wait for an appointment	0	0	N/A	87.7%	89.1%	89.0%

\* This is based on patients treated on this contract for their most recent course of treatment. Figures in italics indicate the base number of FP17s or Patient Questionnaire responses are less than 100. N/A is shown where the base number of responses is less than 10 during the period. % is calculated as Quantity/Base number\*100

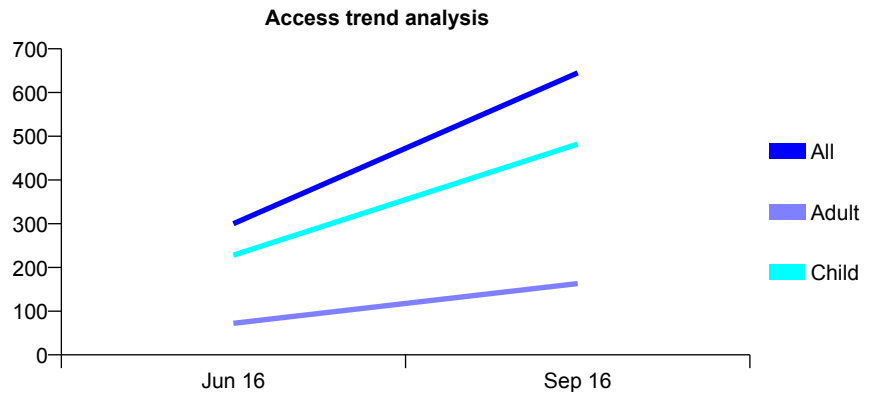
## Q70 - Vital Signs At a Glance Contract Report for 120189/0001 - September 2016

Name or company name	Heatherstone House NHS Partnership
Contract type name	GDS Contract
Purpose of contract	General
Contract start date	01/04/2016
Contract end date	

16/17 Contracted general activity (UDA)	2,182
Carry forward general activity (UDA)	0
16/17 Contracted orthodontic activity (UOA)	0
Carry forward orthodontic activity (UOA)	0
Baseline contract value	£62,706.14

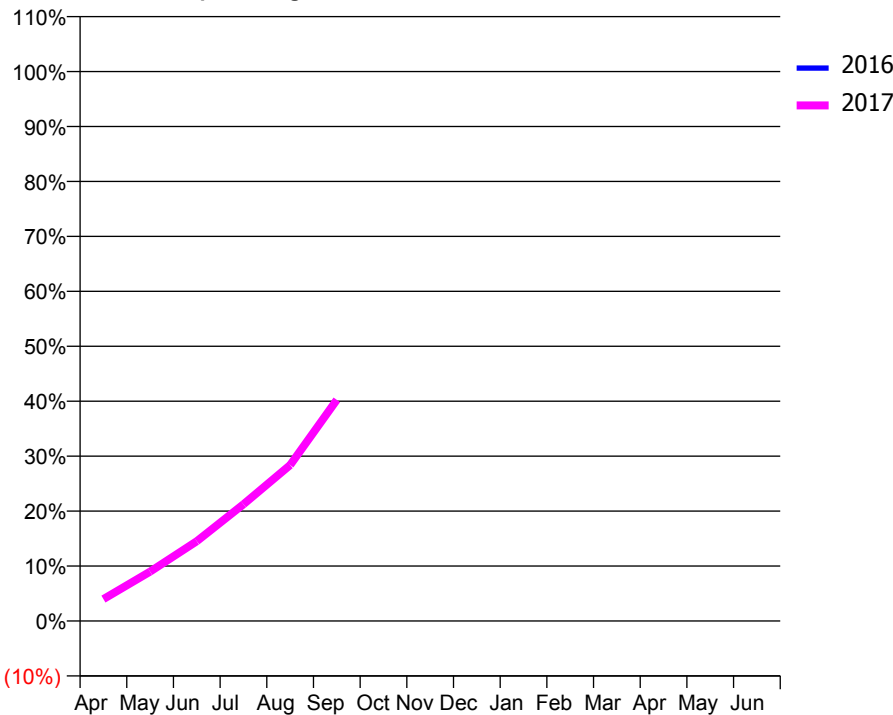
### ACCESS\*

Patients seen in 24 months	Total	Change since previous quarter
Quarter ending September 2015	0	
Quarter ending December 2015	0	
Quarter ending March 2016	0	
Quarter ending June 2016	300	↑
Quarter ending September 2016	645	↑
<b>Variance since September 2015</b>	N/A	



### ACTIVITY

Cumulative percentage of contracted UDA delivered 2016 & 2017



Month	Adjusted Scheduled Activity (UDA)	
	2016	2017
April	0	87
May	0	196
June	0	317
July	0	463
August	0	619
September	0	878
October	0	
November	0	
December	0	
January	0	
February	0	
March	0	
April	0	
May	0	
June	0	

### QUALITY

	Quantity	Base Number	Contract	AT	Region	England
% of FP17s for the same patient ID Re-attending within 3 months - Children	16	510	3.1%	10.3%	11.8%	12.4%
% of FP17s for the same patient ID Re-attending within 3 months - Adults	8	164	4.9%	15.1%	16.6%	16.7%
% of FP17s for the same patient ID Re-attending between 3 & 9 months - Children	8	510	1.6%	60.7%	60.2%	57.4%
% of FP17s for the same patient ID Re-attending between 3 & 9 months - Adults	3	164	1.8%	52.7%	52.0%	50.5%
% of FP17s for Band 1 Urgent Courses	7	674	1.0%	9.6%	9.4%	9.1%
% of FP17s Relating to Free Repair or Replacements	0	674	0.0%	0.7%	0.7%	0.8%
% of FP17s Relating to Continuations	0	674	0.0%	1.3%	1.2%	1.3%
% of Patients satisfied with the dentistry they have received	0	0	N/A	91.6%	93.6%	93.2%
% of Patients satisfied with the time they had to wait for an appointment	0	0	N/A	87.7%	89.1%	89.0%

\* This is based on patients treated on this contract for their most recent course of treatment. Figures in italics indicate the base number of FP17s or Patient Questionnaire responses are less than 100. N/A is shown where the base number of responses is less than 10 during the period. % is calculated as Quantity/Base number\*100

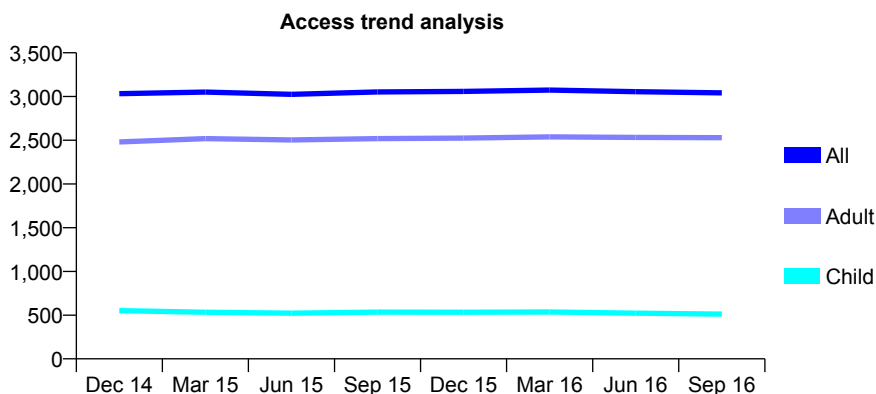
## Q70 - Vital Signs At a Glance Contract Report for 120669/0001 - September 2016

Name or company name	Gowers Dental Surgery Limited
Contract type name	GDS Contract
Purpose of contract	General
Contract start date	01/04/2009
Contract end date	

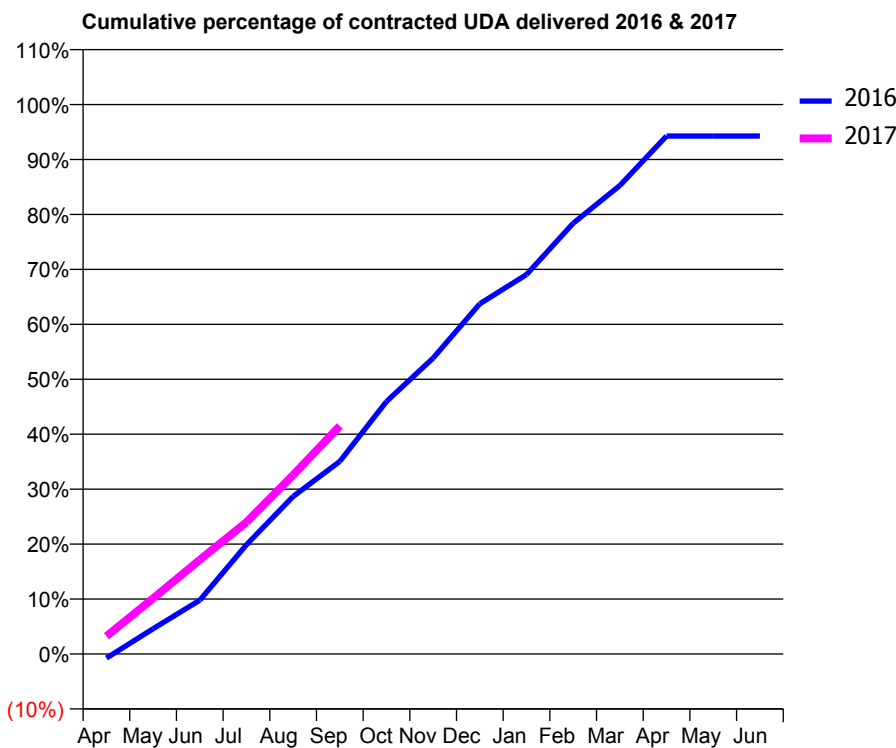
16/17 Contracted general activity (UDA)	11,705
Carry forward general activity (UDA)	0
16/17 Contracted orthodontic activity (UOA)	0
Carry forward orthodontic activity (UOA)	0
Baseline contract value	£301,788.71

### ACCESS\*

Patients seen in 24 months	Total	Change since previous quarter
Quarter ending September 2015	3,053	
Quarter ending December 2015	3,058	→
Quarter ending March 2016	3,074	→
Quarter ending June 2016	3,055	→
Quarter ending September 2016	3,041	→
<b>Variance since September 2015</b>	<b>(0.4%)</b>	→



### ACTIVITY



Month	Adjusted Scheduled Activity (UDA)	
	2016	2017
April	-89	379
May	537	1,185
June	1,145	2,008
July	2,328	2,808
August	3,357	3,814
September	4,102	4,858
October	5,377	
November	6,305	
December	7,461	
January	8,083	
February	9,176	
March	9,979	
April	11,032	
May	11,032	
June	11,033	

### QUALITY

	Quantity	Base Number	Contract	AT	Region	England
% of FP17s for the same patient ID Re-attending within 3 months - Children	36	415	8.7%	10.3%	11.8%	12.4%
% of FP17s for the same patient ID Re-attending within 3 months - Adults	412	2,174	19.0%	15.1%	16.6%	16.7%
% of FP17s for the same patient ID Re-attending between 3 & 9 months - Children	251	415	60.5%	60.7%	60.2%	57.4%
% of FP17s for the same patient ID Re-attending between 3 & 9 months - Adults	1,312	2,174	60.3%	52.7%	52.0%	50.5%
% of FP17s for Band 1 Urgent Courses	259	2,246	11.5%	9.6%	9.4%	9.1%
% of FP17s Relating to Free Repair or Replacements	3	2,246	0.1%	0.7%	0.7%	0.8%
% of FP17s Relating to Continuations	49	2,246	2.2%	1.3%	1.2%	1.3%
% of Patients satisfied with the dentistry they have received	2	2	N/A	91.6%	93.6%	93.2%
% of Patients satisfied with the time they had to wait for an appointment	2	2	N/A	87.7%	89.1%	89.0%

\* This is based on patients treated on this contract for their most recent course of treatment. Figures in italics indicate the base number of FP17s or Patient Questionnaire responses are less than 100. N/A is shown where the base number of responses is less than 10 during the period. % is calculated as Quantity/Base number\*100

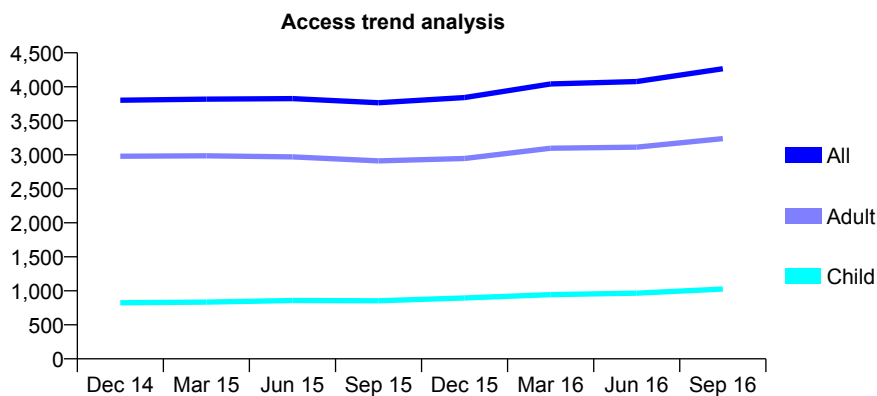
## Q70 - Vital Signs At a Glance Contract Report for 121061/0001 - September 2016

Name or company name	Dental Concepts Whitchurch
Contract type name	GDS Contract
Purpose of contract	General
Contract start date	10/09/2010
Contract end date	

16/17 Contracted general activity (UDA)	11,000
Carry forward general activity (UDA)	172
16/17 Contracted orthodontic activity (UOA)	0
Carry forward orthodontic activity (UOA)	0
Baseline contract value	£272,943.34

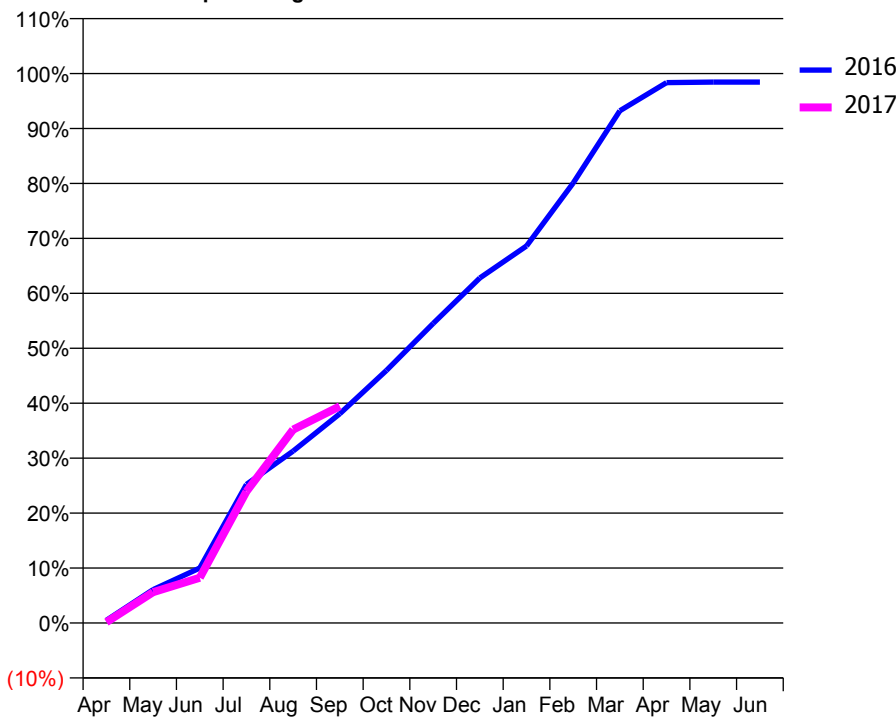
### ACCESS\*

Patients seen in 24 months	Total	Change since previous quarter
Quarter ending September 2015	3,765	
Quarter ending December 2015	3,842	↑
Quarter ending March 2016	4,042	↑
Quarter ending June 2016	4,078	→
Quarter ending September 2016	4,265	↑
<b>Variance since September 2015</b>	<b>13.3%</b>	<b>↑</b>



### ACTIVITY

Cumulative percentage of contracted UDA delivered 2016 & 2017



Adjusted Scheduled Activity (UDA)

Month	2016	2017
April	56	18
May	668	619
June	1,102	905
July	2,775	2,633
August	3,442	3,872
September	4,189	4,339
October	5,057	
November	5,998	
December	6,908	
January	7,548	
February	8,807	
March	10,254	
April	10,819	
May	10,828	
June	10,828	

### QUALITY

	Quantity	Base Number	Contract	AT	Region	England
% of FP17s for the same patient ID Re-attending within 3 months - Children	48	819	5.9%	10.3%	11.8%	12.4%
% of FP17s for the same patient ID Re-attending within 3 months - Adults	273	2,019	13.5%	15.1%	16.6%	16.7%
% of FP17s for the same patient ID Re-attending between 3 & 9 months - Children	484	819	59.1%	60.7%	60.2%	57.4%
% of FP17s for the same patient ID Re-attending between 3 & 9 months - Adults	900	2,019	44.6%	52.7%	52.0%	50.5%
% of FP17s for Band 1 Urgent Courses	306	2,554	12.0%	9.6%	9.4%	9.1%
% of FP17s Relating to Free Repair or Replacements	14	2,554	0.5%	0.7%	0.7%	0.8%
% of FP17s Relating to Continuations	4	2,554	0.2%	1.3%	1.2%	1.3%
% of Patients satisfied with the dentistry they have received	7	7	N/A	91.6%	93.6%	93.2%
% of Patients satisfied with the time they had to wait for an appointment	6	7	N/A	87.7%	89.1%	89.0%

\* This is based on patients treated on this contract for their most recent course of treatment. Figures in italics indicate the base number of FP17s or Patient Questionnaire responses are less than 100. N/A is shown where the base number of responses is less than 10 during the period. % is calculated as Quantity/Base number\*100

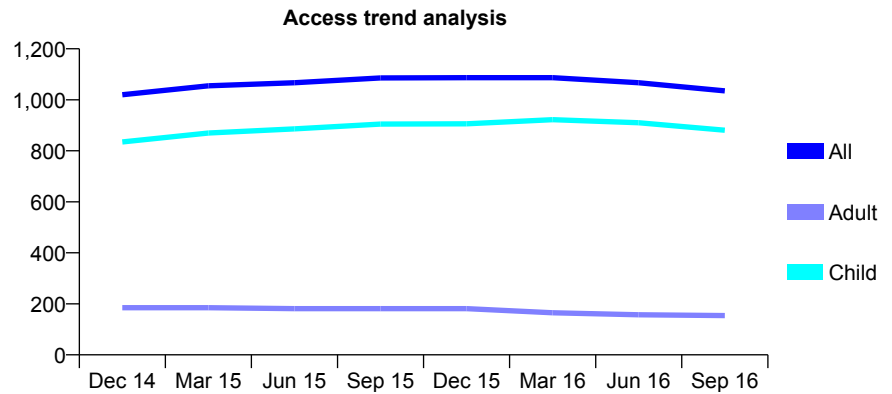
## Q70 - Vital Signs At a Glance Contract Report for 122920/0001 - September 2016

Name or company name	Ms Briony Wood
Contract type name	GDS Contract
Purpose of contract	General
Contract start date	01/08/2011
Contract end date	

16/17 Contracted general activity (UDA)	2,260
Carry forward general activity (UDA)	0
16/17 Contracted orthodontic activity (UOA)	0
Carry forward orthodontic activity (UOA)	0
Baseline contract value	£56,521.92

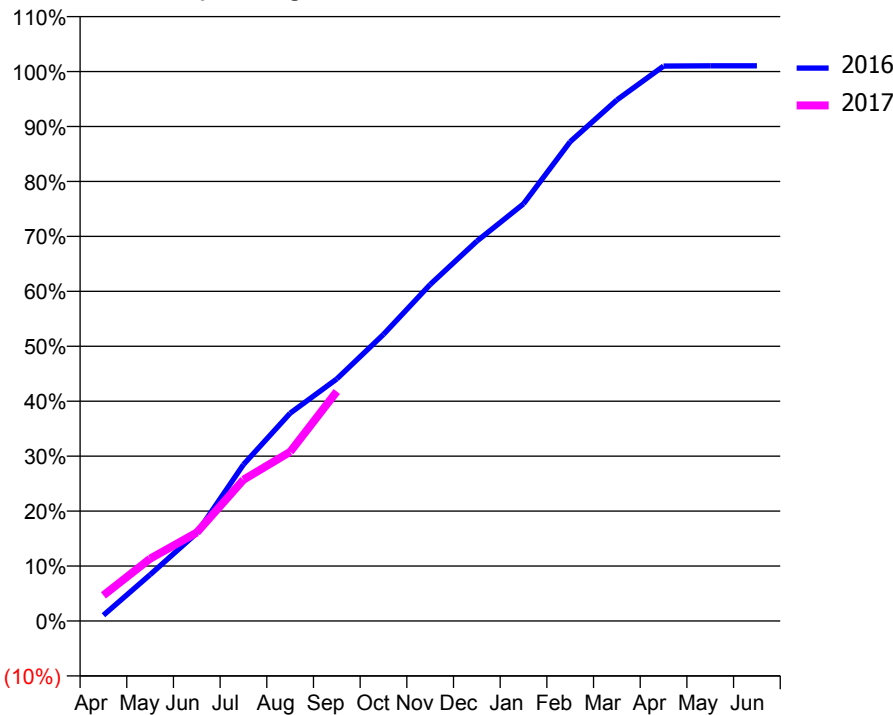
### ACCESS\*

Patients seen in 24 months	Total	Change since previous quarter
Quarter ending September 2015	1,086	
Quarter ending December 2015	1,087	→
Quarter ending March 2016	1,087	→
Quarter ending June 2016	1,067	↓
Quarter ending September 2016	1,035	↓
<b>Variance since September 2015</b>	<b>(4.7%)</b>	<b>↓</b>



### ACTIVITY

Cumulative percentage of contracted UDA delivered 2016 & 2017



Month	Adjusted Scheduled Activity (UDA)	
	2016	2017
April	24	106
May	190	256
June	362	364
July	644	581
August	855	696
September	996	944
October	1,179	
November	1,384	
December	1,562	
January	1,716	
February	1,972	
March	2,143	
April	2,282	
May	2,283	
June	2,283	

### QUALITY

	Quantity	Base Number	Contract	AT	Region	England
% of FP17s for the same patient ID Re-attending within 3 months - Children	53	836	6.3%	10.3%	11.8%	12.4%
% of FP17s for the same patient ID Re-attending within 3 months - Adults	1	53	1.9%	15.1%	16.6%	16.7%
% of FP17s for the same patient ID Re-attending between 3 & 9 months - Children	635	836	76.0%	60.7%	60.2%	57.4%
% of FP17s for the same patient ID Re-attending between 3 & 9 months - Adults	37	53	69.8%	52.7%	52.0%	50.5%
% of FP17s for Band 1 Urgent Courses	25	780	3.2%	9.6%	9.4%	9.1%
% of FP17s Relating to Free Repair or Replacements	0	780	0.0%	0.7%	0.7%	0.8%
% of FP17s Relating to Continuations	0	780	0.0%	1.3%	1.2%	1.3%
% of Patients satisfied with the dentistry they have received	0	0	N/A	91.6%	93.6%	93.2%
% of Patients satisfied with the time they had to wait for an appointment	0	0	N/A	87.7%	89.1%	89.0%

\* This is based on patients treated on this contract for their most recent course of treatment. Figures in italics indicate the base number of FP17s or Patient Questionnaire responses are less than 100. N/A is shown where the base number of responses is less than 10 during the period. % is calculated as Quantity/Base number\*100

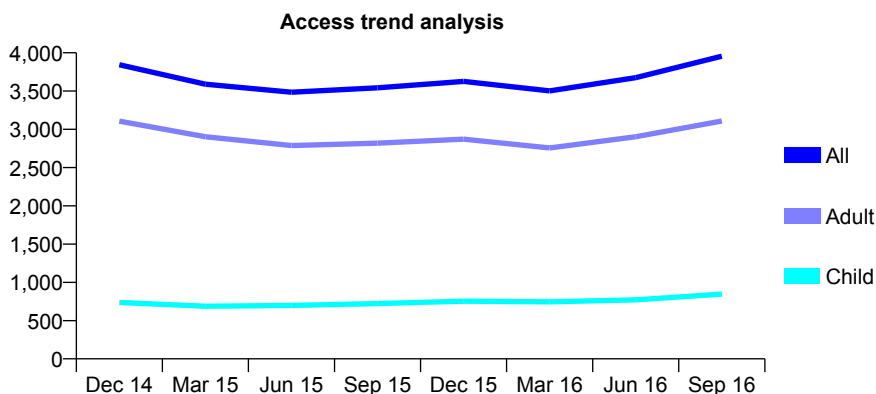
## Q70 - Vital Signs At a Glance Contract Report for 124370/0001 - September 2016

Name or company name	Best Practice CDA Ltd
Contract type name	GDS Contract
Purpose of contract	General
Contract start date	16/03/2010
Contract end date	

16/17 Contracted general activity (UDA)	13,752
Carry forward general activity (UDA)	363
16/17 Contracted orthodontic activity (UOA)	0
Carry forward orthodontic activity (UOA)	0
Baseline contract value	£385,292.18

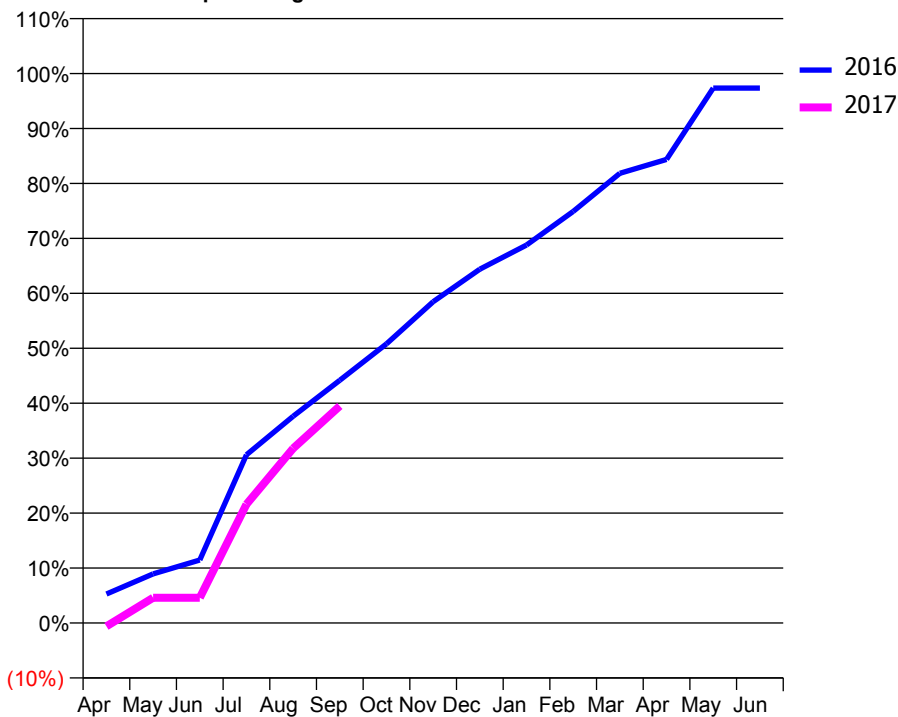
### ACCESS\*

Patients seen in 24 months	Total	Change since previous quarter
Quarter ending September 2015	3,542	
Quarter ending December 2015	3,626	↑
Quarter ending March 2016	3,502	↓
Quarter ending June 2016	3,675	↑
Quarter ending September 2016	3,956	↑
<b>Variance since September 2015</b>	<b>11.7%</b>	<b>↑</b>



### ACTIVITY

Cumulative percentage of contracted UDA delivered 2016 & 2017



Month	Adjusted Scheduled Activity (UDA)	
	2016	2017
April	724	-84
May	1,229	634
June	1,576	634
July	4,210	2,972
August	5,174	4,370
September	6,076	5,431
October	6,985	
November	8,041	
December	8,854	
January	9,460	
February	10,301	
March	11,256	
April	11,603	
May	13,389	
June	13,389	

### QUALITY

	Quantity	Base Number	Contract	AT	Region	England
% of FP17s for the same patient ID Re-attending within 3 months - Children	60	776	7.7%	10.3%	11.8%	12.4%
% of FP17s for the same patient ID Re-attending within 3 months - Adults	384	2,715	14.1%	15.1%	16.6%	16.7%
% of FP17s for the same patient ID Re-attending between 3 & 9 months - Children	459	776	59.1%	60.7%	60.2%	57.4%
% of FP17s for the same patient ID Re-attending between 3 & 9 months - Adults	1,254	2,715	46.2%	52.7%	52.0%	50.5%
% of FP17s for Band 1 Urgent Courses	202	2,701	7.5%	9.6%	9.4%	9.1%
% of FP17s Relating to Free Repair or Replacements	27	2,701	1.0%	0.7%	0.7%	0.8%
% of FP17s Relating to Continuations	33	2,701	1.2%	1.3%	1.2%	1.3%
% of Patients satisfied with the dentistry they have received	4	4	N/A	91.6%	93.6%	93.2%
% of Patients satisfied with the time they had to wait for an appointment	4	4	N/A	87.7%	89.1%	89.0%

\* This is based on patients treated on this contract for their most recent course of treatment. Figures in italics indicate the base number of FP17s or Patient Questionnaire responses are less than 100. N/A is shown where the base number of responses is less than 10 during the period. % is calculated as Quantity/Base number\*100



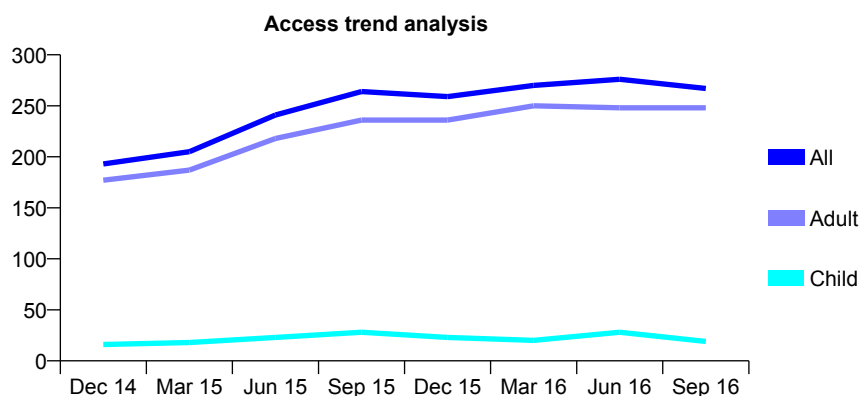
## Q70 - Vital Signs At a Glance Contract Report for 124370/0002 - September 2016

Name or company name	Best Practice CDA Ltd
Contract type name	GDS Contract
Purpose of contract	General
Contract start date	01/04/2010
Contract end date	

16/17 Contracted general activity (UDA)	1,248
Carry forward general activity (UDA)	0
16/17 Contracted orthodontic activity (UOA)	0
Carry forward orthodontic activity (UOA)	0
Baseline contract value	£0.00

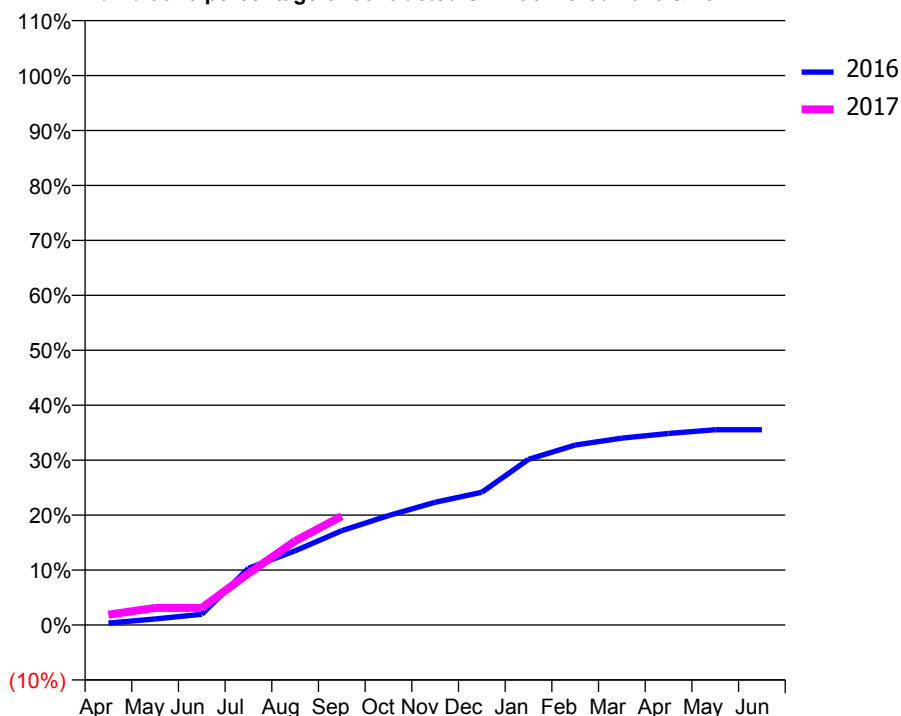
### ACCESS\*

Patients seen in 24 months	Total	Change since previous quarter
Quarter ending September 2015	264	
Quarter ending December 2015	259	↓
Quarter ending March 2016	270	↑
Quarter ending June 2016	276	↑
Quarter ending September 2016	267	↓
<b>Variance since September 2015</b>	<b>1.1%</b>	→



### ACTIVITY

Cumulative percentage of contracted UDA delivered 2016 & 2017



Month	Adjusted Scheduled Activity (UDA)	
	2016	2017
April	4	24
May	14	39
June	24	39
July	129	117
August	169	191
September	214	247
October	249	
November	279	
December	301	
January	376	
February	409	
March	424	
April	435	
May	443	
June	443	

### QUALITY

	Quantity	Base Number	Contract	AT	Region	England
% of FP17s for the same patient ID Re-attending within 3 months - Children	0	26	0.0%	10.3%	11.8%	12.4%
% of FP17s for the same patient ID Re-attending within 3 months - Adults	7	192	3.6%	15.1%	16.6%	16.7%
% of FP17s for the same patient ID Re-attending between 3 & 9 months - Children	1	26	3.8%	60.7%	60.2%	57.4%
% of FP17s for the same patient ID Re-attending between 3 & 9 months - Adults	1	192	0.5%	52.7%	52.0%	50.5%
% of FP17s for Band 1 Urgent Courses	191	201	95.0%	9.6%	9.4%	9.1%
% of FP17s Relating to Free Repair or Replacements	0	201	0.0%	0.7%	0.7%	0.8%
% of FP17s Relating to Continuations	0	201	0.0%	1.3%	1.2%	1.3%
% of Patients satisfied with the dentistry they have received	1	1	N/A	91.6%	93.6%	93.2%
% of Patients satisfied with the time they had to wait for an appointment	1	1	N/A	87.7%	89.1%	89.0%

\* This is based on patients treated on this contract for their most recent course of treatment. Figures in italics indicate the base number of FP17s or Patient Questionnaire responses are less than 100. N/A is shown where the base number of responses is less than 10 during the period. % is calculated as Quantity/Base number\*100

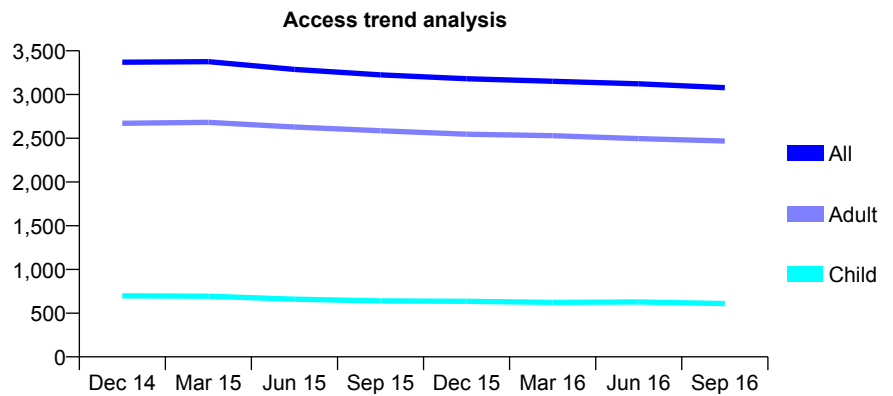
## Q70 - Vital Signs At a Glance Contract Report for 124745/0001 - September 2016

Name or company name	Mr B J Richardson & Mr C M Winterbottom
Contract type name	GDS Contract
Purpose of contract	General
Contract start date	01/04/2013
Contract end date	

16/17 Contracted general activity (UDA)	12,311
Carry forward general activity (UDA)	0
16/17 Contracted orthodontic activity (UOA)	0
Carry forward orthodontic activity (UOA)	0
Baseline contract value	£310,938.64

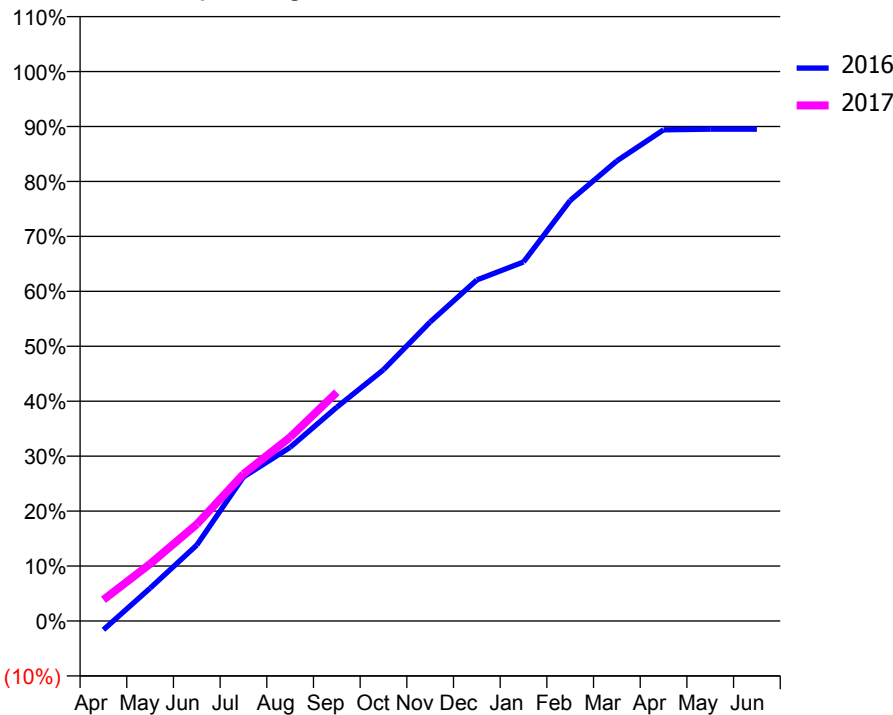
### ACCESS\*

Patients seen in 24 months	Total	Change since previous quarter
Quarter ending September 2015	3,225	
Quarter ending December 2015	3,181	↓
Quarter ending March 2016	3,152	→
Quarter ending June 2016	3,122	→
Quarter ending September 2016	3,078	↓
<b>Variance since September 2015</b>	<b>(4.6%)</b>	<b>↓</b>



### ACTIVITY

Cumulative percentage of contracted UDA delivered 2016 & 2017



Month	Adjusted Scheduled Activity (UDA)	
	2016	2017
April	-199	477
May	737	1,279
June	1,702	2,167
July	3,228	3,295
August	3,892	4,119
September	4,792	5,126
October	5,629	
November	6,700	
December	7,641	
January	8,044	
February	9,421	
March	10,308	
April	11,004	
May	11,019	
June	11,019	

### QUALITY

	Quantity	Base Number	Contract	AT	Region	England
% of FP17s for the same patient ID Re-attending within 3 months - Children	26	574	4.5%	10.3%	11.8%	12.4%
% of FP17s for the same patient ID Re-attending within 3 months - Adults	320	2,311	13.8%	15.1%	16.6%	16.7%
% of FP17s for the same patient ID Re-attending between 3 & 9 months - Children	429	574	74.7%	60.7%	60.2%	57.4%
% of FP17s for the same patient ID Re-attending between 3 & 9 months - Adults	1,737	2,311	75.2%	52.7%	52.0%	50.5%
% of FP17s for Band 1 Urgent Courses	172	2,536	6.8%	9.6%	9.4%	9.1%
% of FP17s Relating to Free Repair or Replacements	1	2,536	0.0%	0.7%	0.7%	0.8%
% of FP17s Relating to Continuations	26	2,536	1.0%	1.3%	1.2%	1.3%
% of Patients satisfied with the dentistry they have received	10	10	100.0%	91.6%	93.6%	93.2%
% of Patients satisfied with the time they had to wait for an appointment	9	10	90.0%	87.7%	89.1%	89.0%

\* This is based on patients treated on this contract for their most recent course of treatment. Figures in italics indicate the base number of FP17s or Patient Questionnaire responses are less than 100. N/A is shown where the base number of responses is less than 10 during the period. % is calculated as Quantity/Base number\*100

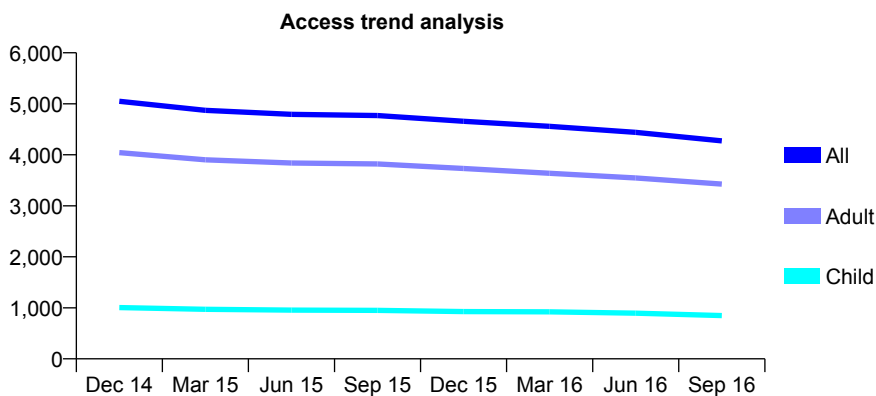
## Q70 - Vital Signs At a Glance Contract Report for 125598/0002 - September 2016

Name or company name	Allington Dental Care
Contract type name	GDS Contract
Purpose of contract	General
Contract start date	01/11/2011
Contract end date	

16/17 Contracted general activity (UDA)	15,000
Carry forward general activity (UDA)	481
16/17 Contracted orthodontic activity (UOA)	0
Carry forward orthodontic activity (UOA)	0
Baseline contract value	£474,308.95

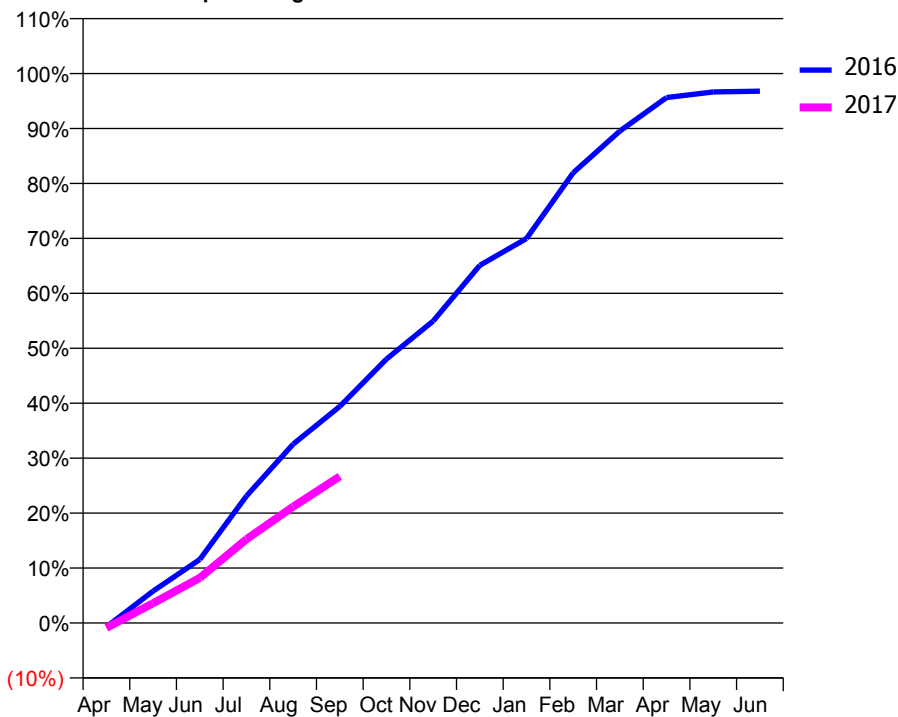
### ACCESS\*

Patients seen in 24 months	Total	Change since previous quarter
Quarter ending September 2015	4,771	
Quarter ending December 2015	4,658	↓
Quarter ending March 2016	4,558	↓
Quarter ending June 2016	4,441	↓
Quarter ending September 2016	4,273	↓
<b>Variance since September 2015</b>	<b>(10.4%)</b>	<b>↓</b>



### ACTIVITY

Cumulative percentage of contracted UDA delivered 2016 & 2017



Month	Adjusted Scheduled Activity (UDA)	
	2016	2017
April	-109	-137
May	870	541
June	1,736	1,233
July	3,466	2,288
August	4,884	3,177
September	5,912	4,001
October	7,204	
November	8,243	
December	9,766	
January	10,494	
February	12,292	
March	13,431	
April	14,343	
May	14,495	
June	14,518	

### QUALITY

	Quantity	Base Number	Contract	AT	Region	England
% of FP17s for the same patient ID Re-attending within 3 months - Children	40	487	8.2%	10.3%	11.8%	12.4%
% of FP17s for the same patient ID Re-attending within 3 months - Adults	292	1,975	14.8%	15.1%	16.6%	16.7%
% of FP17s for the same patient ID Re-attending between 3 & 9 months - Children	316	487	64.9%	60.7%	60.2%	57.4%
% of FP17s for the same patient ID Re-attending between 3 & 9 months - Adults	1,231	1,975	62.3%	52.7%	52.0%	50.5%
% of FP17s for Band 1 Urgent Courses	109	1,990	5.5%	9.6%	9.4%	9.1%
% of FP17s Relating to Free Repair or Replacements	12	1,990	0.6%	0.7%	0.7%	0.8%
% of FP17s Relating to Continuations	53	1,990	2.7%	1.3%	1.2%	1.3%
% of Patients satisfied with the dentistry they have received	4	4	N/A	91.6%	93.6%	93.2%
% of Patients satisfied with the time they had to wait for an appointment	4	4	N/A	87.7%	89.1%	89.0%

\* This is based on patients treated on this contract for their most recent course of treatment. Figures in italics indicate the base number of FP17s or Patient Questionnaire responses are less than 100. N/A is shown where the base number of responses is less than 10 during the period. % is calculated as Quantity/Base number\*100

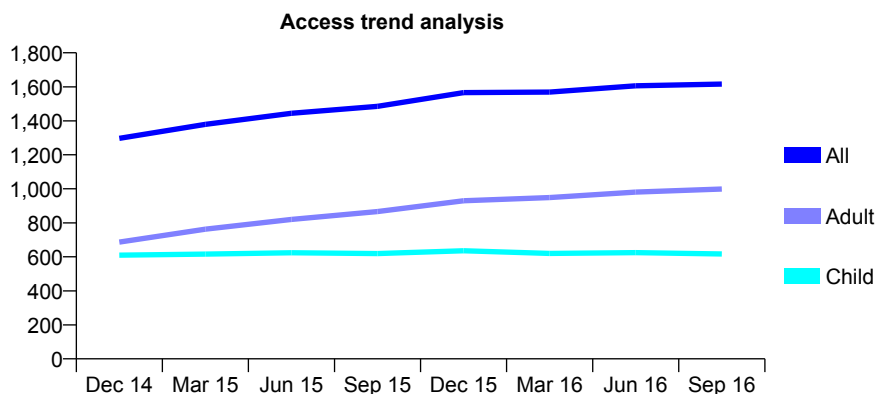
## Q70 - Vital Signs At a Glance Contract Report for 125776/0006 - September 2016

Name or company name	Apex Dental Care Ltd
Contract type name	GDS Contract
Purpose of contract	General
Contract start date	03/08/2009
Contract end date	

16/17 Contracted general activity (UDA)	3,549
Carry forward general activity (UDA)	0
16/17 Contracted orthodontic activity (UOA)	0
Carry forward orthodontic activity (UOA)	0
Baseline contract value	£78,717.14

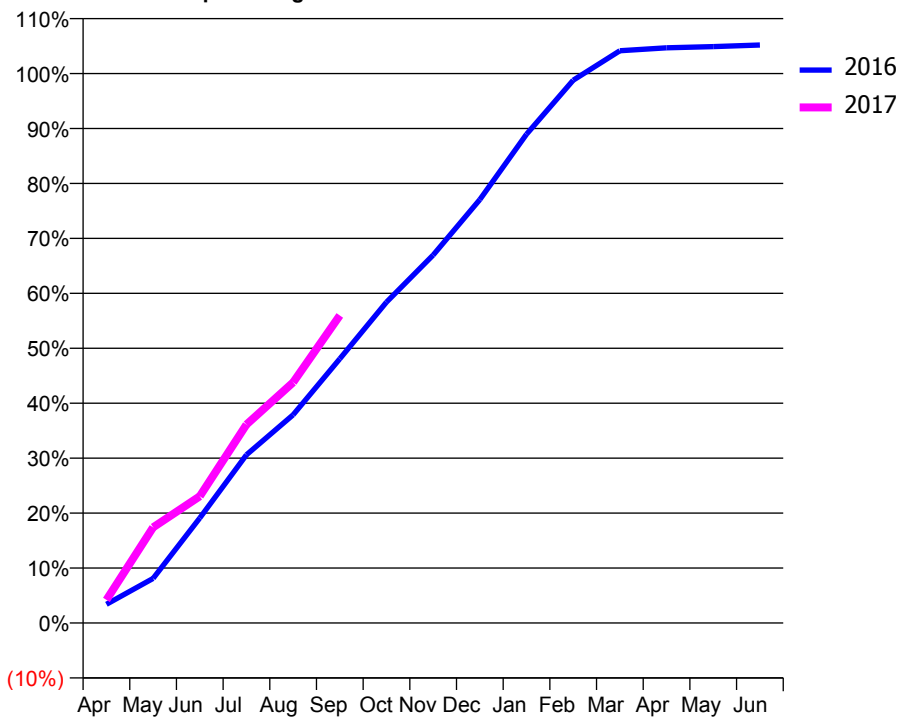
### ACCESS\*

Patients seen in 24 months	Total	Change since previous quarter
Quarter ending September 2015	1,485	
Quarter ending December 2015	1,566	↑
Quarter ending March 2016	1,569	→
Quarter ending June 2016	1,606	↑
Quarter ending September 2016	1,616	→
<b>Variance since September 2015</b>	<b>8.8%</b>	<b>↑</b>



### ACTIVITY

Cumulative percentage of contracted UDA delivered 2016 & 2017



Adjusted Scheduled Activity (UDA)

Month	2016	2017
April	121	149
May	288	618
June	678	819
July	1,086	1,282
August	1,345	1,554
September	1,706	1,986
October	2,073	
November	2,377	
December	2,735	
January	3,157	
February	3,506	
March	3,696	
April	3,715	
May	3,723	
June	3,733	

### QUALITY

	Quantity	Base Number	Contract	AT	Region	England
% of FP17s for the same patient ID Re-attending within 3 months - Children	31	487	6.4%	10.3%	11.8%	12.4%
% of FP17s for the same patient ID Re-attending within 3 months - Adults	84	681	12.3%	15.1%	16.6%	16.7%
% of FP17s for the same patient ID Re-attending between 3 & 9 months - Children	306	487	62.8%	60.7%	60.2%	57.4%
% of FP17s for the same patient ID Re-attending between 3 & 9 months - Adults	379	681	55.7%	52.7%	52.0%	50.5%
% of FP17s for Band 1 Urgent Courses	96	1,135	8.5%	9.6%	9.4%	9.1%
% of FP17s Relating to Free Repair or Replacements	5	1,135	0.4%	0.7%	0.7%	0.8%
% of FP17s Relating to Continuations	4	1,135	0.4%	1.3%	1.2%	1.3%
% of Patients satisfied with the dentistry they have received	1	1	N/A	91.6%	93.6%	93.2%
% of Patients satisfied with the time they had to wait for an appointment	0	1	N/A	87.7%	89.1%	89.0%

\* This is based on patients treated on this contract for their most recent course of treatment. Figures in italics indicate the base number of FP17s or Patient Questionnaire responses are less than 100. N/A is shown where the base number of responses is less than 10 during the period. % is calculated as Quantity/Base number\*100

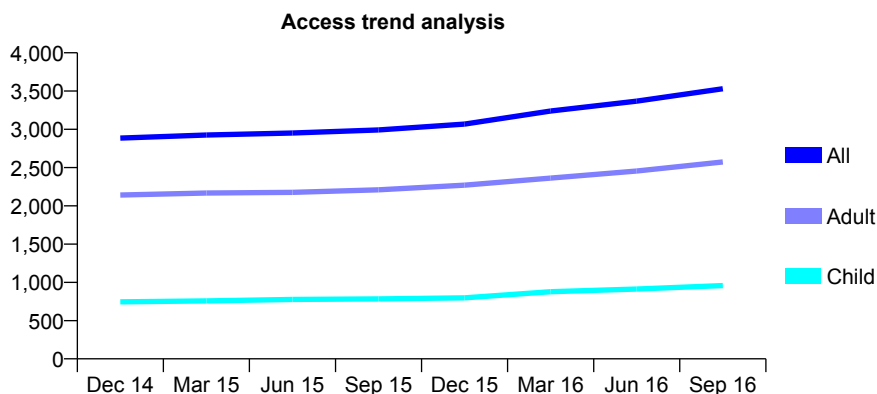
## Q70 - Vital Signs At a Glance Contract Report for 125776/0012 - September 2016

Name or company name	Apex Dental Care Ltd
Contract type name	GDS Contract
Purpose of contract	General
Contract start date	01/09/2011
Contract end date	

16/17 Contracted general activity (UDA)	10,000
Carry forward general activity (UDA)	65
16/17 Contracted orthodontic activity (UOA)	0
Carry forward orthodontic activity (UOA)	0
Baseline contract value	£268,122.60

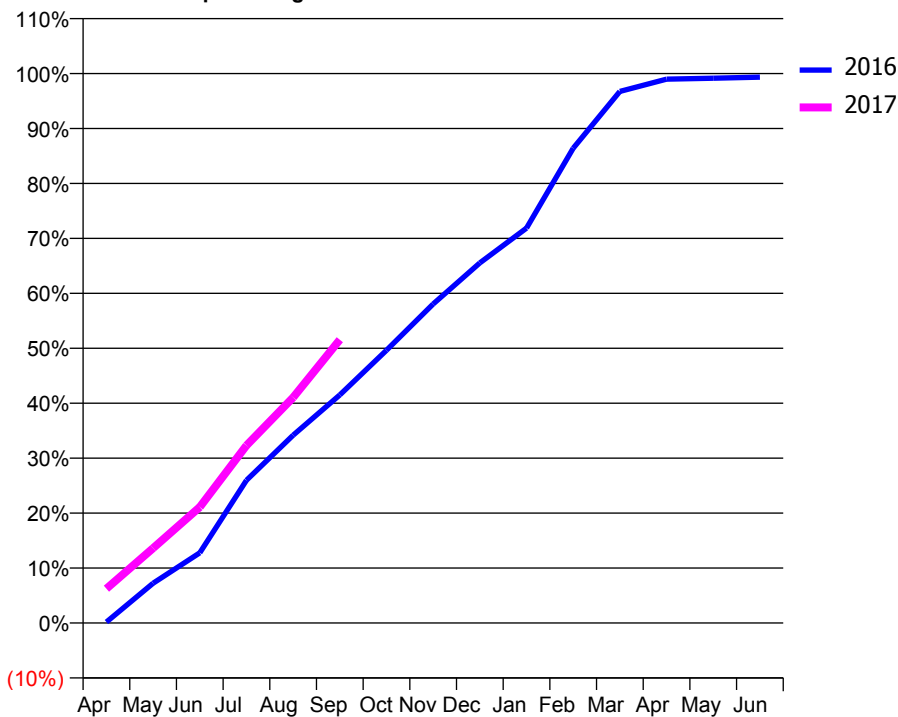
### ACCESS\*

Patients seen in 24 months	Total	Change since previous quarter
Quarter ending September 2015	2,992	
Quarter ending December 2015	3,068	↑
Quarter ending March 2016	3,239	↑
Quarter ending June 2016	3,368	↑
Quarter ending September 2016	3,531	↑
<b>Variance since September 2015</b>	<b>18.0%</b>	<b>↑</b>



### ACTIVITY

Cumulative percentage of contracted UDA delivered 2016 & 2017



Month	Adjusted Scheduled Activity (UDA)	
	2016	2017
April	18	626
May	724	1,362
June	1,278	2,111
July	2,597	3,232
August	3,419	4,106
September	4,150	5,156
October	4,965	
November	5,807	
December	6,553	
January	7,186	
February	8,640	
March	9,675	
April	9,896	
May	9,913	
June	9,935	

### QUALITY

	Quantity	Base Number	Contract	AT	Region	England
% of FP17s for the same patient ID Re-attending within 3 months - Children	39	788	4.9%	10.3%	11.8%	12.4%
% of FP17s for the same patient ID Re-attending within 3 months - Adults	279	2,140	13.0%	15.1%	16.6%	16.7%
% of FP17s for the same patient ID Re-attending between 3 & 9 months - Children	492	788	62.4%	60.7%	60.2%	57.4%
% of FP17s for the same patient ID Re-attending between 3 & 9 months - Adults	1,241	2,140	58.0%	52.7%	52.0%	50.5%
% of FP17s for Band 1 Urgent Courses	162	2,726	5.9%	9.6%	9.4%	9.1%
% of FP17s Relating to Free Repair or Replacements	4	2,726	0.1%	0.7%	0.7%	0.8%
% of FP17s Relating to Continuations	9	2,726	0.3%	1.3%	1.2%	1.3%
% of Patients satisfied with the dentistry they have received	4	5	N/A	91.6%	93.6%	93.2%
% of Patients satisfied with the time they had to wait for an appointment	5	5	N/A	87.7%	89.1%	89.0%

\* This is based on patients treated on this contract for their most recent course of treatment. Figures in italics indicate the base number of FP17s or Patient Questionnaire responses are less than 100. N/A is shown where the base number of responses is less than 10 during the period. % is calculated as Quantity/Base number\*100

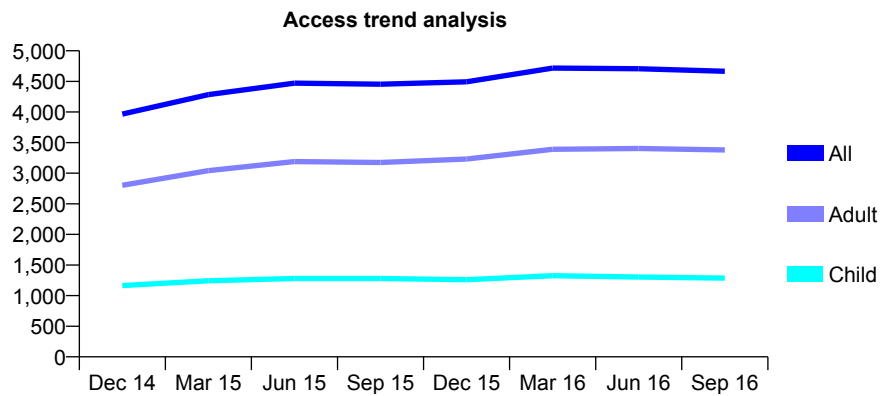
## Q70 - Vital Signs At a Glance Contract Report for 125776/0015 - September 2016

Name or company name	Apex Dental Care Ltd
Contract type name	GDS Contract
Purpose of contract	General
Contract start date	01/06/2013
Contract end date	

16/17 Contracted general activity (UDA)	15,000
Carry forward general activity (UDA)	165
16/17 Contracted orthodontic activity (UOA)	0
Carry forward orthodontic activity (UOA)	0
Baseline contract value	£342,954.30

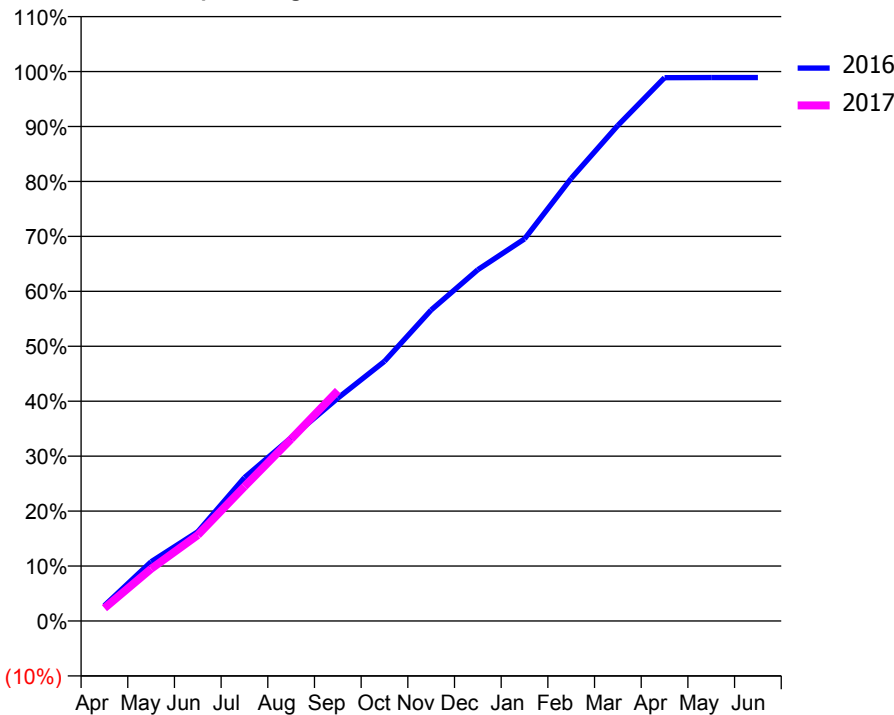
### ACCESS\*

Patients seen in 24 months	Total	Change since previous quarter
Quarter ending September 2015	4,455	
Quarter ending December 2015	4,493	→
Quarter ending March 2016	4,717	↑
Quarter ending June 2016	4,708	→
Quarter ending September 2016	4,666	→
<b>Variance since September 2015</b>	<b>4.7%</b>	<b>↑</b>



### ACTIVITY

Cumulative percentage of contracted UDA delivered 2016 & 2017



Month	Adjusted Scheduled Activity (UDA)	
	2016	2017
April	421	350
May	1,619	1,426
June	2,436	2,345
July	3,916	3,670
August	5,003	4,968
September	6,084	6,287
October	7,088	
November	8,491	
December	9,590	
January	10,430	
February	12,084	
March	13,528	
April	14,831	
May	14,834	
June	14,835	

### QUALITY

	Quantity	Base Number	Contract	AT	Region	England
% of FP17s for the same patient ID Re-attending within 3 months - Children	53	1,111	4.8%	10.3%	11.8%	12.4%
% of FP17s for the same patient ID Re-attending within 3 months - Adults	328	2,646	12.4%	15.1%	16.6%	16.7%
% of FP17s for the same patient ID Re-attending between 3 & 9 months - Children	785	1,111	70.7%	60.7%	60.2%	57.4%
% of FP17s for the same patient ID Re-attending between 3 & 9 months - Adults	1,474	2,646	55.7%	52.7%	52.0%	50.5%
% of FP17s for Band 1 Urgent Courses	132	3,232	4.1%	9.6%	9.4%	9.1%
% of FP17s Relating to Free Repair or Replacements	21	3,232	0.6%	0.7%	0.7%	0.8%
% of FP17s Relating to Continuations	19	3,232	0.6%	1.3%	1.2%	1.3%
% of Patients satisfied with the dentistry they have received	0	0	N/A	91.6%	93.6%	93.2%
% of Patients satisfied with the time they had to wait for an appointment	0	0	N/A	87.7%	89.1%	89.0%

\* This is based on patients treated on this contract for their most recent course of treatment. Figures in italics indicate the base number of FP17s or Patient Questionnaire responses are less than 100. N/A is shown where the base number of responses is less than 10 during the period. % is calculated as Quantity/Base number\*100

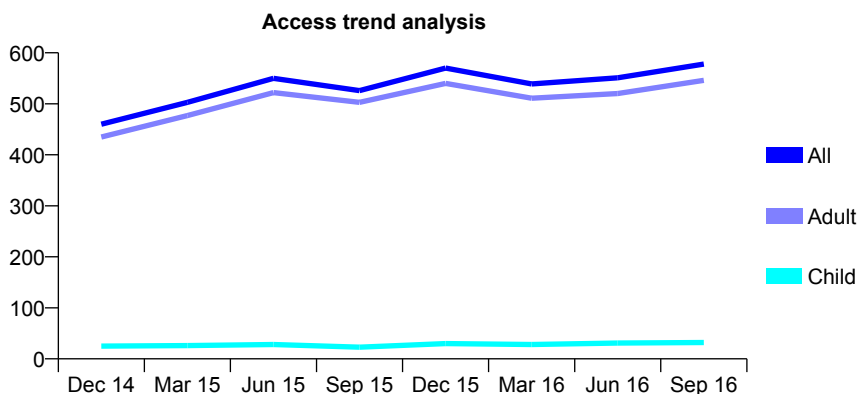
## Q70 - Vital Signs At a Glance Contract Report for 125776/0016 - September 2016

Name or company name	Apex Dental Care Ltd
Contract type name	GDS Contract
Purpose of contract	General
Contract start date	01/06/2013
Contract end date	

16/17 Contracted general activity (UDA)	1,814
Carry forward general activity (UDA)	0
16/17 Contracted orthodontic activity (UOA)	0
Carry forward orthodontic activity (UOA)	0
Baseline contract value	£41,476.77

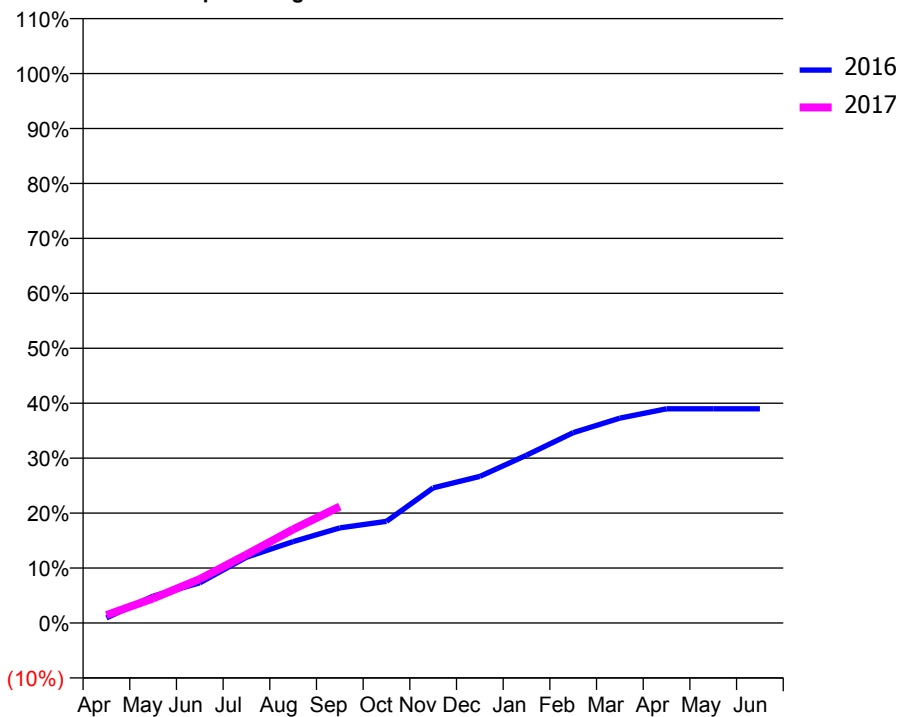
### ACCESS\*

Patients seen in 24 months	Total	Change since previous quarter
Quarter ending September 2015	526	
Quarter ending December 2015	570	↑
Quarter ending March 2016	539	↓
Quarter ending June 2016	551	↑
Quarter ending September 2016	578	↑
<b>Variance since September 2015</b>	<b>9.9%</b>	<b>↑</b>



### ACTIVITY

Cumulative percentage of contracted UDA delivered 2016 & 2017



Adjusted Scheduled Activity (UDA)

Month	2016	2017
April	17	26
May	89	81
June	133	145
July	217	226
August	269	309
September	314	385
October	336	
November	446	
December	484	
January	554	
February	628	
March	676	
April	707	
May	707	
June	707	

### QUALITY

	Quantity	Base Number	Contract	AT	Region	England
% of FP17s for the same patient ID Re-attending within 3 months - Children	1	34	2.9%	10.3%	11.8%	12.4%
% of FP17s for the same patient ID Re-attending within 3 months - Adults	21	304	6.9%	15.1%	16.6%	16.7%
% of FP17s for the same patient ID Re-attending between 3 & 9 months - Children	0	34	0.0%	60.7%	60.2%	57.4%
% of FP17s for the same patient ID Re-attending between 3 & 9 months - Adults	6	304	2.0%	52.7%	52.0%	50.5%
% of FP17s for Band 1 Urgent Courses	303	312	97.1%	9.6%	9.4%	9.1%
% of FP17s Relating to Free Repair or Replacements	1	312	0.3%	0.7%	0.7%	0.8%
% of FP17s Relating to Continuations	0	312	0.0%	1.3%	1.2%	1.3%
% of Patients satisfied with the dentistry they have received	1	1	N/A	91.6%	93.6%	93.2%
% of Patients satisfied with the time they had to wait for an appointment	1	1	N/A	87.7%	89.1%	89.0%

\* This is based on patients treated on this contract for their most recent course of treatment. Figures in italics indicate the base number of FP17s or Patient Questionnaire responses are less than 100. N/A is shown where the base number of responses is less than 10 during the period. % is calculated as Quantity/Base number\*100



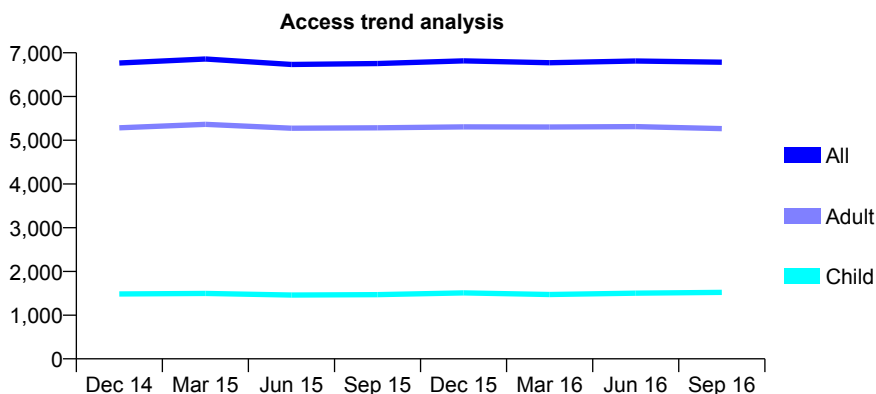
## Q70 - Vital Signs At a Glance Contract Report for 127116/0002 - September 2016

Name or company name	Mr R Gyening & Miss N Hussain
Contract type name	GDS Contract
Purpose of contract	General
Contract start date	01/07/2012
Contract end date	

16/17 Contracted general activity (UDA)	19,688
Carry forward general activity (UDA)	0
16/17 Contracted orthodontic activity (UOA)	0
Carry forward orthodontic activity (UOA)	0
Baseline contract value	£521,250.17

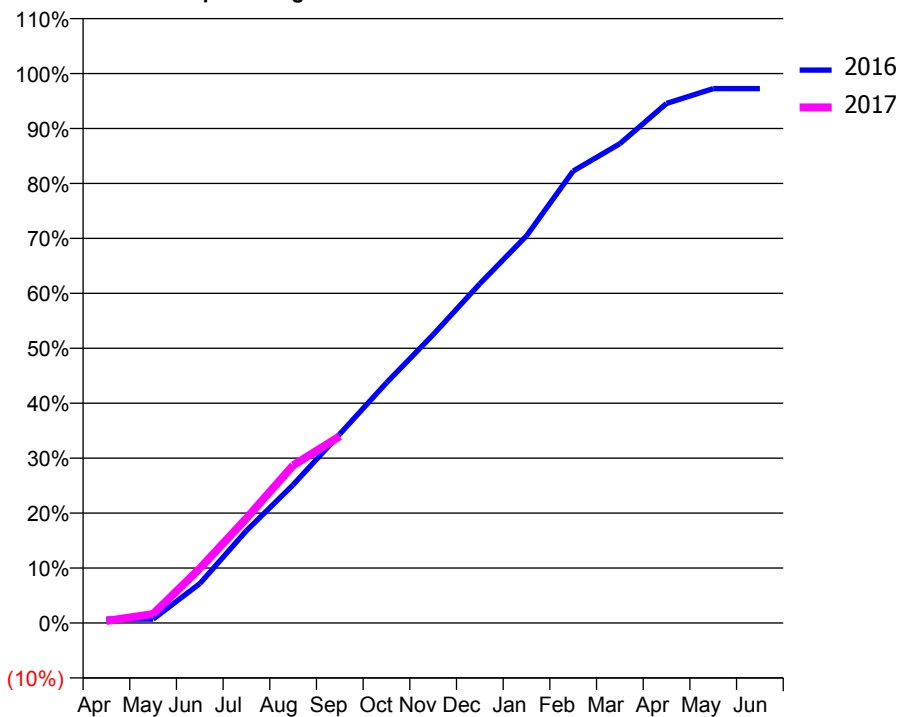
### ACCESS\*

Patients seen in 24 months	Total	Change since previous quarter
Quarter ending September 2015	6,754	
Quarter ending December 2015	6,814	→
Quarter ending March 2016	6,774	→
Quarter ending June 2016	6,813	→
Quarter ending September 2016	6,784	→
<b>Variance since September 2015</b>	<b>0.4%</b>	<b>→</b>



### ACTIVITY

Cumulative percentage of contracted UDA delivered 2016 & 2017



Month	Adjusted Scheduled Activity (UDA)	
	2016	2017
April	142	76
May	142	325
June	1,413	1,955
July	3,307	3,753
August	4,952	5,648
September	6,773	6,693
October	8,605	
November	10,330	
December	12,157	
January	13,870	
February	16,195	
March	17,174	
April	18,616	
May	19,145	
June	19,145	

### QUALITY

	Quantity	Base Number	Contract	AT	Region	England
% of FP17s for the same patient ID Re-attending within 3 months - Children	65	1,108	5.9%	10.3%	11.8%	12.4%
% of FP17s for the same patient ID Re-attending within 3 months - Adults	643	3,999	16.1%	15.1%	16.6%	16.7%
% of FP17s for the same patient ID Re-attending between 3 & 9 months - Children	700	1,108	63.2%	60.7%	60.2%	57.4%
% of FP17s for the same patient ID Re-attending between 3 & 9 months - Adults	2,490	3,999	62.3%	52.7%	52.0%	50.5%
% of FP17s for Band 1 Urgent Courses	353	3,895	9.1%	9.6%	9.4%	9.1%
% of FP17s Relating to Free Repair or Replacements	26	3,895	0.7%	0.7%	0.7%	0.8%
% of FP17s Relating to Continuations	25	3,895	0.6%	1.3%	1.2%	1.3%
% of Patients satisfied with the dentistry they have received	2	2	N/A	91.6%	93.6%	93.2%
% of Patients satisfied with the time they had to wait for an appointment	1	2	N/A	87.7%	89.1%	89.0%

\* This is based on patients treated on this contract for their most recent course of treatment. Figures in italics indicate the base number of FP17s or Patient Questionnaire responses are less than 100. N/A is shown where the base number of responses is less than 10 during the period. % is calculated as Quantity/Base number\*100

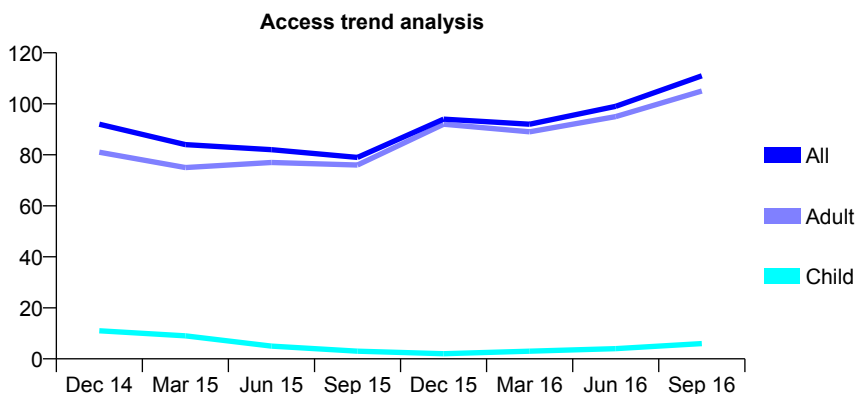
## Q70 - Vital Signs At a Glance Contract Report for 127116/0003 - September 2016

Name or company name	Mr R Gyening & Miss N Hussain
Contract type name	GDS Contract
Purpose of contract	General
Contract start date	01/07/2012
Contract end date	

16/17 Contracted general activity (UDA)	312
Carry forward general activity (UDA)	0
16/17 Contracted orthodontic activity (UOA)	0
Carry forward orthodontic activity (UOA)	0
Baseline contract value	£0.00

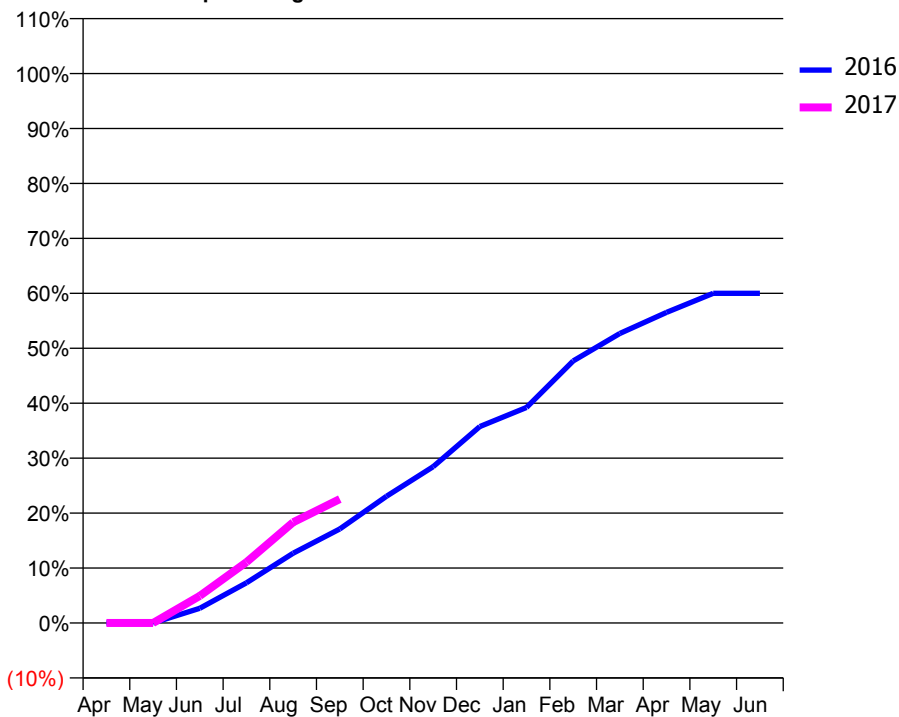
### ACCESS\*

Patients seen in 24 months	Total	Change since previous quarter
Quarter ending September 2015	79	
Quarter ending December 2015	94	↑
Quarter ending March 2016	92	↓
Quarter ending June 2016	99	↑
Quarter ending September 2016	111	↑
<b>Variance since September 2015</b>	<b>40.5%</b>	<b>↑</b>



### ACTIVITY

Cumulative percentage of contracted UDA delivered 2016 & 2017



Month	Adjusted Scheduled Activity (UDA)	
	2016	2017
April	0	0
May	0	0
June	8	15
July	23	35
August	40	57
September	53	70
October	72	
November	89	
December	112	
January	122	
February	149	
March	164	
April	176	
May	187	
June	187	

### QUALITY

	Quantity	Base Number	Contract	AT	Region	England
% of FP17s for the same patient ID Re-attending within 3 months - Children	0	8	0.0%	10.3%	11.8%	12.4%
% of FP17s for the same patient ID Re-attending within 3 months - Adults	2	70	2.9%	15.1%	16.6%	16.7%
% of FP17s for the same patient ID Re-attending between 3 & 9 months - Children	0	8	0.0%	60.7%	60.2%	57.4%
% of FP17s for the same patient ID Re-attending between 3 & 9 months - Adults	0	70	0.0%	52.7%	52.0%	50.5%
% of FP17s for Band 1 Urgent Courses	57	59	96.6%	9.6%	9.4%	9.1%
% of FP17s Relating to Free Repair or Replacements	0	59	0.0%	0.7%	0.7%	0.8%
% of FP17s Relating to Continuations	0	59	0.0%	1.3%	1.2%	1.3%
% of Patients satisfied with the dentistry they have received	0	0	N/A	91.6%	93.6%	93.2%
% of Patients satisfied with the time they had to wait for an appointment	0	0	N/A	87.7%	89.1%	89.0%

\* This is based on patients treated on this contract for their most recent course of treatment. Figures in italics indicate the base number of FP17s or Patient Questionnaire responses are less than 100. N/A is shown where the base number of responses is less than 10 during the period. % is calculated as Quantity/Base number\*100

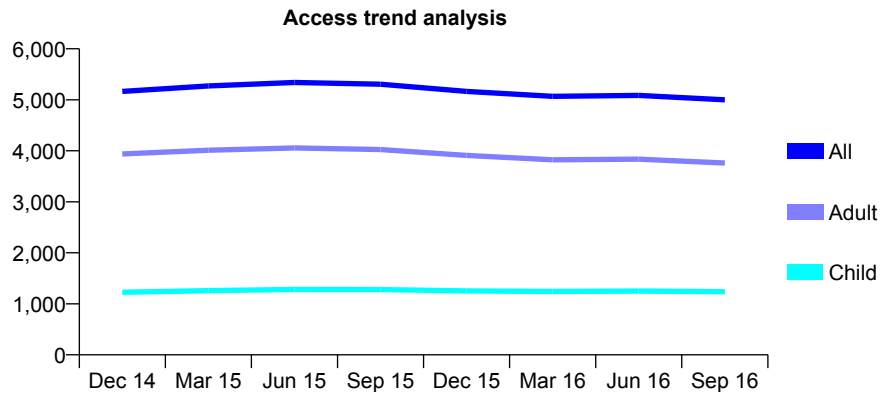
## Q70 - Vital Signs At a Glance Contract Report for 127116/0004 - September 2016

Name or company name	Mr R Gyening & Miss N Hussain
Contract type name	GDS Contract
Purpose of contract	General
Contract start date	01/07/2012
Contract end date	

16/17 Contracted general activity (UDA)	15,516
Carry forward general activity (UDA)	0
16/17 Contracted orthodontic activity (UOA)	0
Carry forward orthodontic activity (UOA)	0
Baseline contract value	£427,377.65

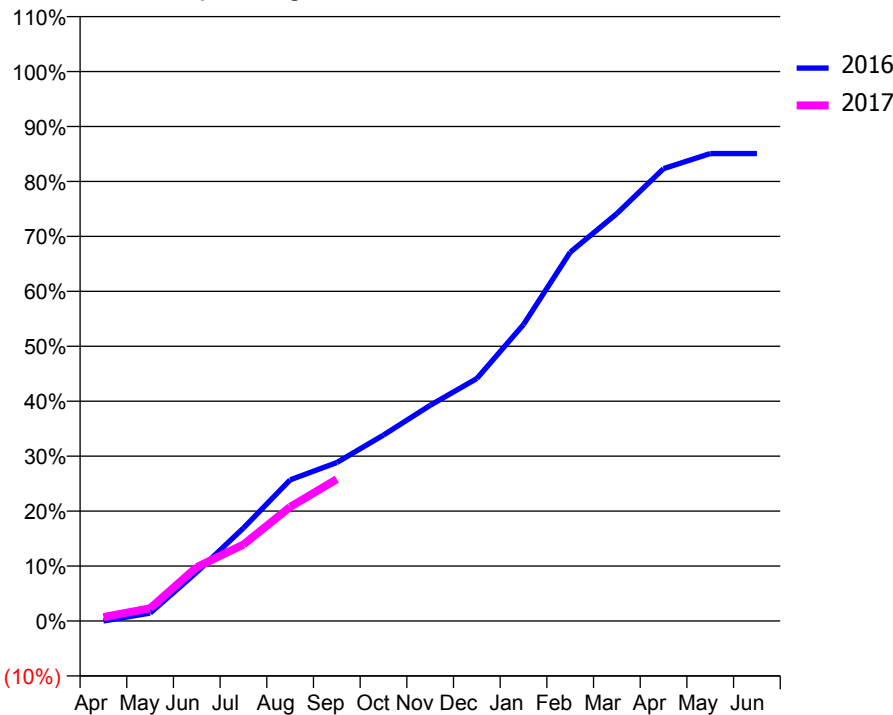
### ACCESS\*

Patients seen in 24 months	Total	Change since previous quarter
Quarter ending September 2015	5,305	
Quarter ending December 2015	5,165	↓
Quarter ending March 2016	5,067	↓
Quarter ending June 2016	5,087	→
Quarter ending September 2016	5,001	↓
<b>Variance since September 2015</b>	<b>(5.7%)</b>	<b>↓</b>



### ACTIVITY

Cumulative percentage of contracted UDA delivered 2016 & 2017



Month	Adjusted Scheduled Activity (UDA)	
	2016	2017
April	0	111
May	225	360
June	1,381	1,525
July	2,626	2,161
August	3,984	3,219
September	4,475	4,003
October	5,252	
November	6,090	
December	6,846	
January	8,372	
February	10,414	
March	11,504	
April	12,773	
May	13,200	
June	13,198	

### QUALITY

	Quantity	Base Number	Contract	AT	Region	England
% of FP17s for the same patient ID Re-attending within 3 months - Children	62	985	6.3%	10.3%	11.8%	12.4%
% of FP17s for the same patient ID Re-attending within 3 months - Adults	303	2,306	13.1%	15.1%	16.6%	16.7%
% of FP17s for the same patient ID Re-attending between 3 & 9 months - Children	584	985	59.3%	60.7%	60.2%	57.4%
% of FP17s for the same patient ID Re-attending between 3 & 9 months - Adults	1,253	2,306	54.3%	52.7%	52.0%	50.5%
% of FP17s for Band 1 Urgent Courses	224	2,363	9.5%	9.6%	9.4%	9.1%
% of FP17s Relating to Free Repair or Replacements	15	2,363	0.6%	0.7%	0.7%	0.8%
% of FP17s Relating to Continuations	6	2,363	0.3%	1.3%	1.2%	1.3%
% of Patients satisfied with the dentistry they have received	3	3	N/A	91.6%	93.6%	93.2%
% of Patients satisfied with the time they had to wait for an appointment	2	3	N/A	87.7%	89.1%	89.0%

\* This is based on patients treated on this contract for their most recent course of treatment. Figures in italics indicate the base number of FP17s or Patient Questionnaire responses are less than 100. N/A is shown where the base number of responses is less than 10 during the period. % is calculated as Quantity/Base number\*100

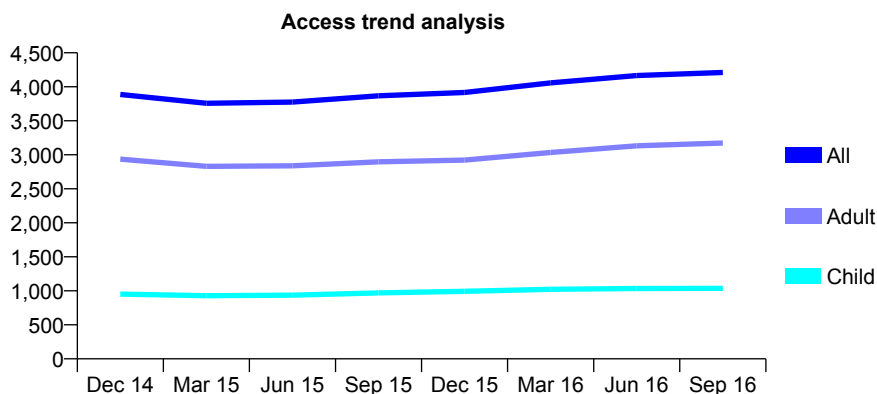
## Q70 - Vital Signs At a Glance Contract Report for 128392/0001 - September 2016

Name or company name	Dr L Tangsiri
Contract type name	GDS Contract
Purpose of contract	General
Contract start date	25/09/2009
Contract end date	

16/17 Contracted general activity (UDA)	10,368
Carry forward general activity (UDA)	-1
16/17 Contracted orthodontic activity (UOA)	0
Carry forward orthodontic activity (UOA)	0
Baseline contract value	£234,610.85

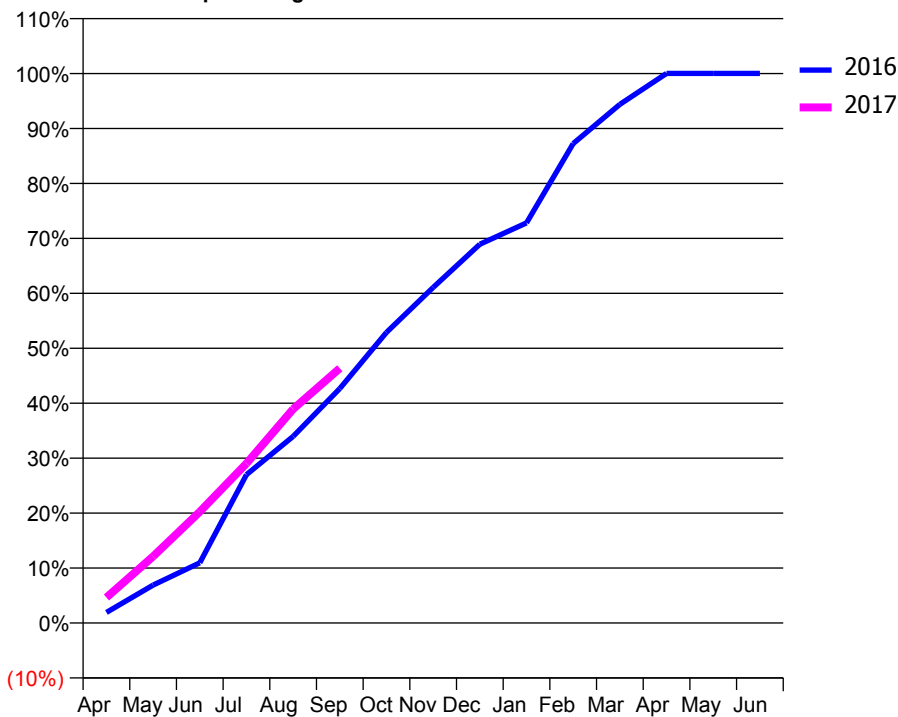
### ACCESS\*

Patients seen in 24 months	Total	Change since previous quarter
Quarter ending September 2015	3,868	
Quarter ending December 2015	3,916	→
Quarter ending March 2016	4,057	↑
Quarter ending June 2016	4,166	↑
Quarter ending September 2016	4,211	→
<b>Variance since September 2015</b>	<b>8.9%</b>	<b>↑</b>



### ACTIVITY

Cumulative percentage of contracted UDA delivered 2016 & 2017



Adjusted Scheduled Activity (UDA)

Month	2016	2017
April	199	481
May	716	1,257
June	1,137	2,100
July	2,800	3,010
August	3,521	4,037
September	4,423	4,806
October	5,484	
November	6,331	
December	7,148	
January	7,548	
February	9,047	
March	9,787	
April	10,370	
May	10,370	
June	10,370	

### QUALITY

	Quantity	Base Number	Contract	AT	Region	England
% of FP17s for the same patient ID Re-attending within 3 months - Children	35	779	4.5%	10.3%	11.8%	12.4%
% of FP17s for the same patient ID Re-attending within 3 months - Adults	274	2,343	11.7%	15.1%	16.6%	16.7%
% of FP17s for the same patient ID Re-attending between 3 & 9 months - Children	495	779	63.5%	60.7%	60.2%	57.4%
% of FP17s for the same patient ID Re-attending between 3 & 9 months - Adults	1,346	2,343	57.4%	52.7%	52.0%	50.5%
% of FP17s for Band 1 Urgent Courses	166	2,827	5.9%	9.6%	9.4%	9.1%
% of FP17s Relating to Free Repair or Replacements	10	2,827	0.4%	0.7%	0.7%	0.8%
% of FP17s Relating to Continuations	69	2,827	2.4%	1.3%	1.2%	1.3%
% of Patients satisfied with the dentistry they have received	4	4	N/A	91.6%	93.6%	93.2%
% of Patients satisfied with the time they had to wait for an appointment	2	4	N/A	87.7%	89.1%	89.0%

\* This is based on patients treated on this contract for their most recent course of treatment. Figures in italics indicate the base number of FP17s or Patient Questionnaire responses are less than 100. N/A is shown where the base number of responses is less than 10 during the period. % is calculated as Quantity/Base number\*100

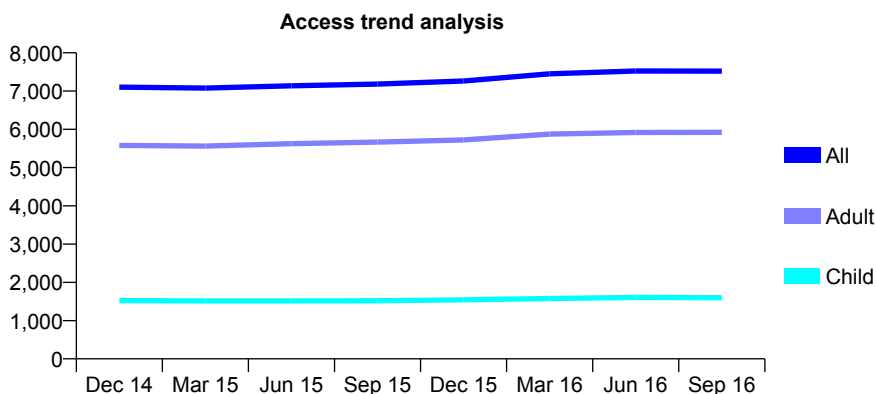
## Q70 - Vital Signs At a Glance Contract Report for 128678/0001 - September 2016

Name or company name	SCA Trafalgar Dental Services Ltd
Contract type name	GDS Contract
Purpose of contract	General
Contract start date	01/04/2009
Contract end date	

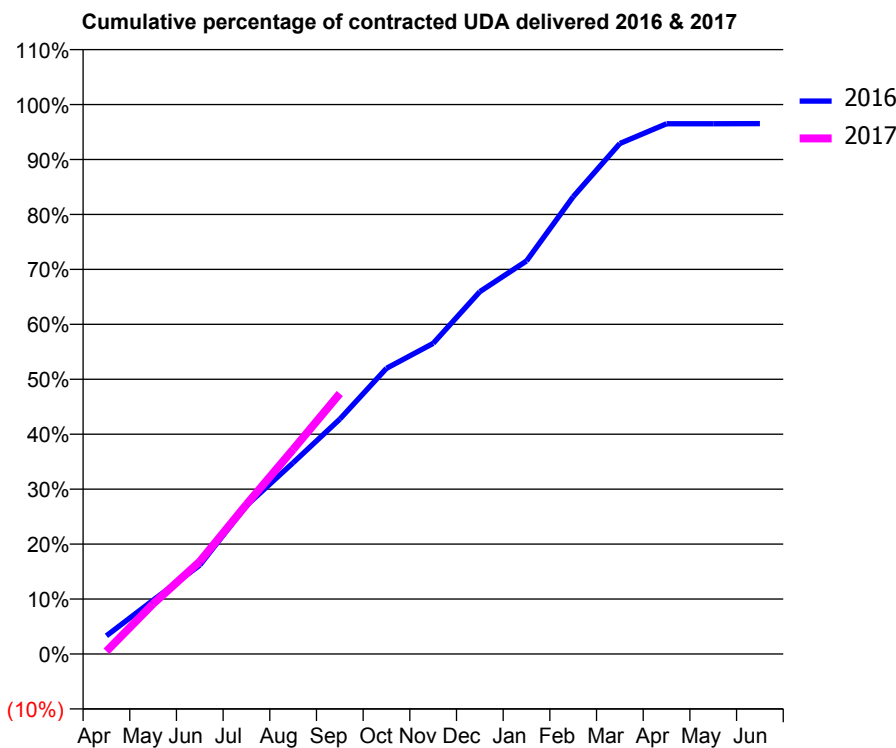
16/17 Contracted general activity (UDA)	21,352
Carry forward general activity (UDA)	740
16/17 Contracted orthodontic activity (UOA)	0
Carry forward orthodontic activity (UOA)	0
Baseline contract value	£544,703.19

### ACCESS\*

Patients seen in 24 months	Total	Change since previous quarter
Quarter ending September 2015	7,182	
Quarter ending December 2015	7,263	→
Quarter ending March 2016	7,450	↑
Quarter ending June 2016	7,523	→
Quarter ending September 2016	7,520	→
<b>Variance since September 2015</b>	<b>4.7%</b>	<b>↑</b>



### ACTIVITY



Month	Adjusted Scheduled Activity (UDA)	
	2016	2017
April	708	107
May	2,089	1,950
June	3,455	3,593
July	5,771	5,809
August	7,435	7,949
September	9,129	10,122
October	11,100	
November	12,070	
December	14,080	
January	15,272	
February	17,771	
March	19,835	
April	20,605	
May	20,603	
June	20,612	

### QUALITY

	Quantity	Base Number	Contract	AT	Region	England
% of FP17s for the same patient ID Re-attending within 3 months - Children	107	1,240	8.6%	10.3%	11.8%	12.4%
% of FP17s for the same patient ID Re-attending within 3 months - Adults	470	4,287	11.0%	15.1%	16.6%	16.7%
% of FP17s for the same patient ID Re-attending between 3 & 9 months - Children	697	1,240	56.2%	60.7%	60.2%	57.4%
% of FP17s for the same patient ID Re-attending between 3 & 9 months - Adults	2,261	4,287	52.7%	52.7%	52.0%	50.5%
% of FP17s for Band 1 Urgent Courses	1,057	5,129	20.6%	9.6%	9.4%	9.1%
% of FP17s Relating to Free Repair or Replacements	7	5,129	0.1%	0.7%	0.7%	0.8%
% of FP17s Relating to Continuations	12	5,129	0.2%	1.3%	1.2%	1.3%
% of Patients satisfied with the dentistry they have received	6	6	N/A	91.6%	93.6%	93.2%
% of Patients satisfied with the time they had to wait for an appointment	6	6	N/A	87.7%	89.1%	89.0%

\* This is based on patients treated on this contract for their most recent course of treatment. Figures in italics indicate the base number of FP17s or Patient Questionnaire responses are less than 100. N/A is shown where the base number of responses is less than 10 during the period. % is calculated as Quantity/Base number\*100

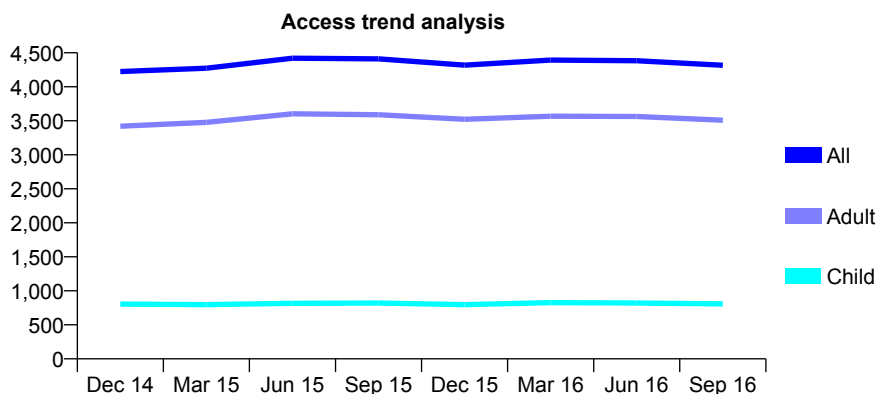
## Q70 - Vital Signs At a Glance Contract Report for 128678/0002 - September 2016

Name or company name	SCA Trafalgar Dental Services Ltd
Contract type name	GDS Contract
Purpose of contract	General
Contract start date	10/02/2013
Contract end date	

16/17 Contracted general activity (UDA)	16,000
Carry forward general activity (UDA)	0
16/17 Contracted orthodontic activity (UOA)	0
Carry forward orthodontic activity (UOA)	0
Baseline contract value	£477,320.72

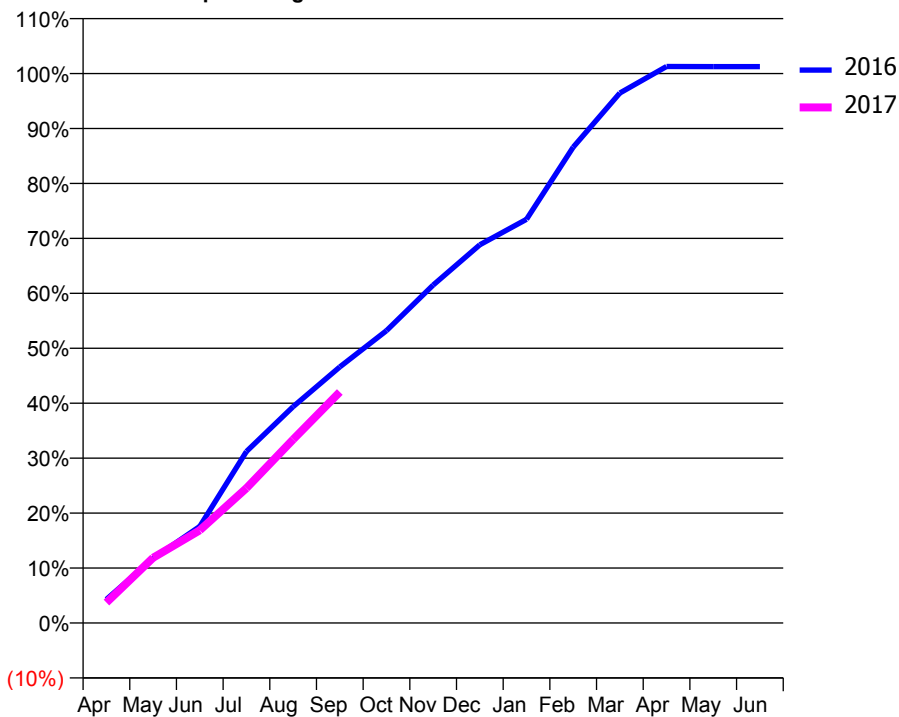
### ACCESS\*

Patients seen in 24 months	Total	Change since previous quarter
Quarter ending September 2015	4,410	
Quarter ending December 2015	4,319	↓
Quarter ending March 2016	4,394	→
Quarter ending June 2016	4,384	→
Quarter ending September 2016	4,316	↓
<b>Variance since September 2015</b>	<b>(2.1%)</b>	<b>↓</b>



### ACTIVITY

Cumulative percentage of contracted UDA delivered 2016 & 2017



Month	Adjusted Scheduled Activity (UDA)	
	2016	2017
April	690	595
May	1,880	1,901
June	2,814	2,700
July	4,996	3,926
August	6,301	5,346
September	7,455	6,728
October	8,511	
November	9,842	
December	11,015	
January	11,755	
February	13,854	
March	15,431	
April	16,203	
May	16,200	
June	16,200	

### QUALITY

	Quantity	Base Number	Contract	AT	Region	England
% of FP17s for the same patient ID Re-attending within 3 months - Children	93	599	15.5%	10.3%	11.8%	12.4%
% of FP17s for the same patient ID Re-attending within 3 months - Adults	690	2,901	23.8%	15.1%	16.6%	16.7%
% of FP17s for the same patient ID Re-attending between 3 & 9 months - Children	313	599	52.3%	60.7%	60.2%	57.4%
% of FP17s for the same patient ID Re-attending between 3 & 9 months - Adults	1,505	2,901	51.9%	52.7%	52.0%	50.5%
% of FP17s for Band 1 Urgent Courses	302	3,169	9.5%	9.6%	9.4%	9.1%
% of FP17s Relating to Free Repair or Replacements	42	3,169	1.3%	0.7%	0.7%	0.8%
% of FP17s Relating to Continuations	40	3,169	1.3%	1.3%	1.2%	1.3%
% of Patients satisfied with the dentistry they have received	6	6	N/A	91.6%	93.6%	93.2%
% of Patients satisfied with the time they had to wait for an appointment	4	6	N/A	87.7%	89.1%	89.0%

\* This is based on patients treated on this contract for their most recent course of treatment. Figures in italics indicate the base number of FP17s or Patient Questionnaire responses are less than 100. N/A is shown where the base number of responses is less than 10 during the period. % is calculated as Quantity/Base number\*100

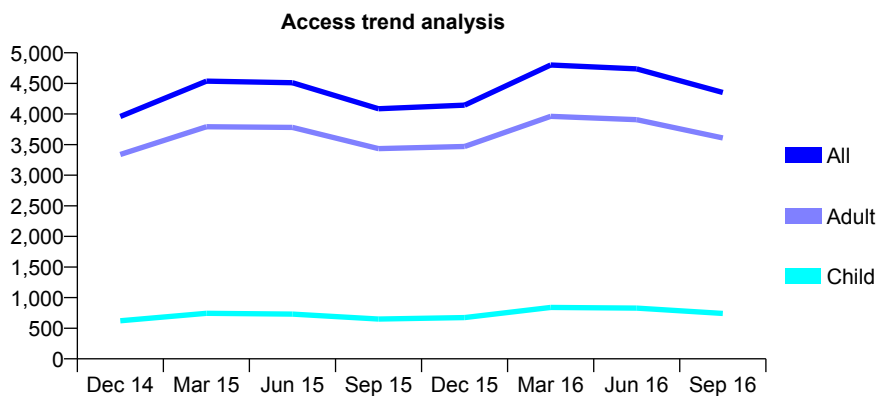
## Q70 - Vital Signs At a Glance Contract Report for 129135/0001 - September 2016

Name or company name	Mr M Rzepski & Mrs A Grycz-Rzepka
Contract type name	GDS Contract
Purpose of contract	General
Contract start date	01/04/2006
Contract end date	

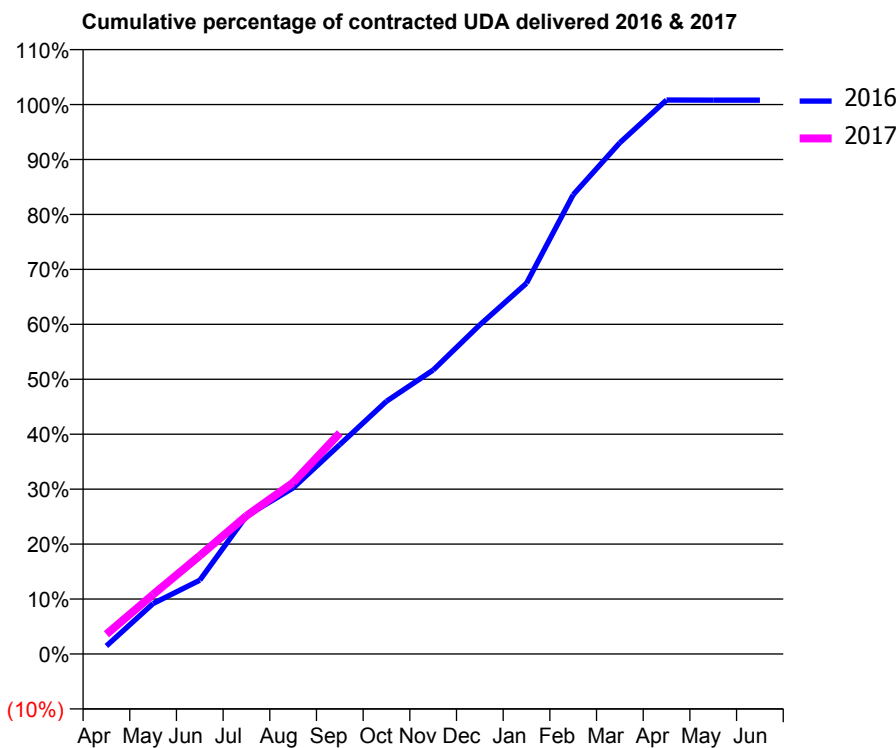
16/17 Contracted general activity (UDA)	14,316
Carry forward general activity (UDA)	0
16/17 Contracted orthodontic activity (UOA)	0
Carry forward orthodontic activity (UOA)	0
Baseline contract value	£292,850.17

### ACCESS\*

Patients seen in 24 months	Total	Change since previous quarter
Quarter ending September 2015	4,085	
Quarter ending December 2015	4,144	→
Quarter ending March 2016	4,800	↑
Quarter ending June 2016	4,737	↓
Quarter ending September 2016	4,351	↓
<b>Variance since September 2015</b>	<b>6.5%</b>	<b>↑</b>



### ACTIVITY



Month	Adjusted Scheduled Activity (UDA)	
	2016	2017
April	209	516
May	1,316	1,551
June	1,922	2,561
July	3,596	3,602
August	4,325	4,466
September	5,457	5,759
October	6,585	
November	7,399	
December	8,577	
January	9,661	
February	11,965	
March	13,321	
April	14,433	
May	14,431	
June	14,431	

### QUALITY

	Quantity	Base Number	Contract	AT	Region	England
% of FP17s for the same patient ID Re-attending within 3 months - Children	54	685	7.9%	10.3%	11.8%	12.4%
% of FP17s for the same patient ID Re-attending within 3 months - Adults	458	3,278	14.0%	15.1%	16.6%	16.7%
% of FP17s for the same patient ID Re-attending between 3 & 9 months - Children	428	685	62.5%	60.7%	60.2%	57.4%
% of FP17s for the same patient ID Re-attending between 3 & 9 months - Adults	2,100	3,278	64.1%	52.7%	52.0%	50.5%
% of FP17s for Band 1 Urgent Courses	194	3,367	5.8%	9.6%	9.4%	9.1%
% of FP17s Relating to Free Repair or Replacements	30	3,367	0.9%	0.7%	0.7%	0.8%
% of FP17s Relating to Continuations	115	3,367	3.4%	1.3%	1.2%	1.3%
% of Patients satisfied with the dentistry they have received	6	7	N/A	91.6%	93.6%	93.2%
% of Patients satisfied with the time they had to wait for an appointment	7	7	N/A	87.7%	89.1%	89.0%

\* This is based on patients treated on this contract for their most recent course of treatment. Figures in italics indicate the base number of FP17s or Patient Questionnaire responses are less than 100. N/A is shown where the base number of responses is less than 10 during the period. % is calculated as Quantity/Base number\*100



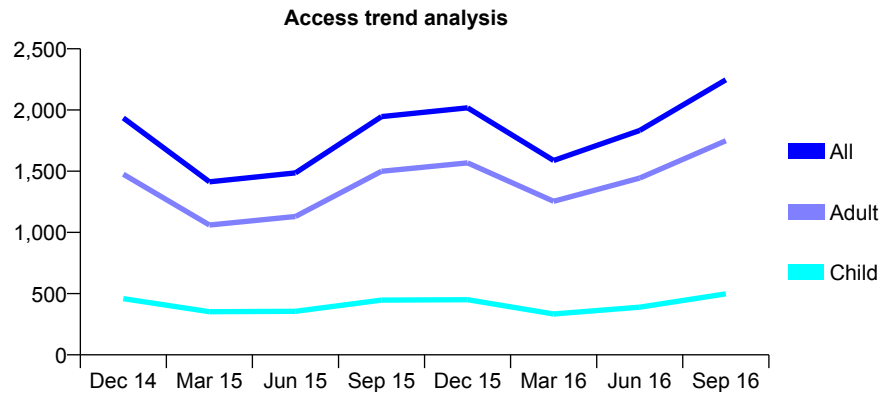
## Q70 - Vital Signs At a Glance Contract Report for 129135/0002 - September 2016

Name or company name	Mr M Rzepski & Mrs A Grycz-Rzepka
Contract type name	PDS Plus Contract
Purpose of contract	General
Contract start date	01/12/2010
Contract end date	30/11/2020

16/17 Contracted general activity (UDA)	6,000
Carry forward general activity (UDA)	20
16/17 Contracted orthodontic activity (UOA)	0
Carry forward orthodontic activity (UOA)	0
Baseline contract value	£101,020.30

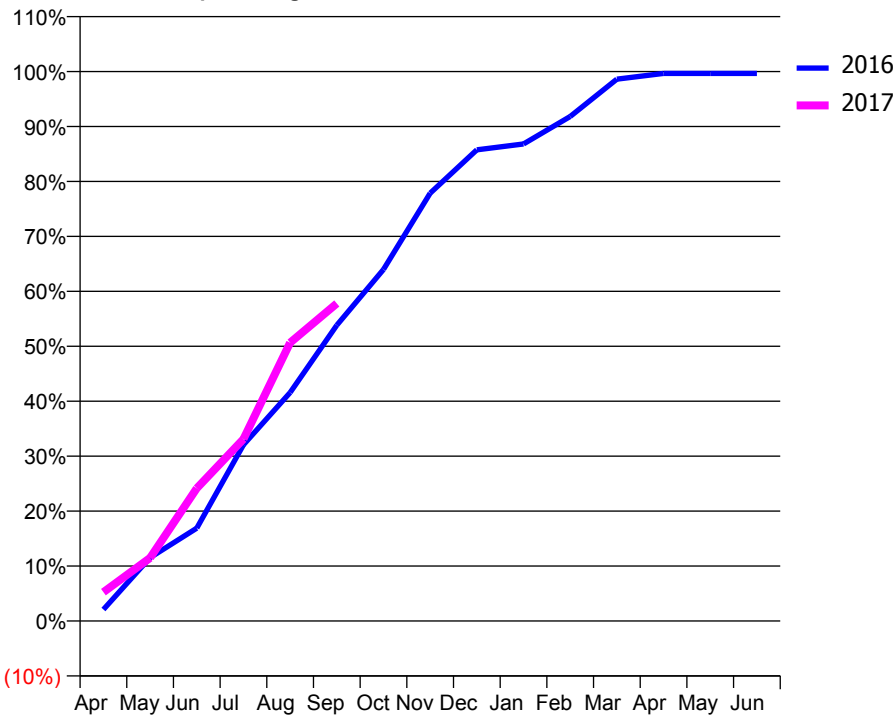
### ACCESS\*

Patients seen in 24 months	Total	Change since previous quarter
Quarter ending September 2015	1,946	
Quarter ending December 2015	2,018	↑
Quarter ending March 2016	1,588	↓
Quarter ending June 2016	1,833	↑
Quarter ending September 2016	2,247	↑
<b>Variance since September 2015</b>	<b>15.5%</b>	<b>↑</b>



### ACTIVITY

Cumulative percentage of contracted UDA delivered 2016 & 2017



Month	Adjusted Scheduled Activity (UDA)	
	2016	2017
April	125	315
May	692	689
June	1,014	1,450
July	1,925	1,987
August	2,494	3,039
September	3,230	3,468
October	3,839	
November	4,672	
December	5,145	
January	5,210	
February	5,508	
March	5,917	
April	5,979	
May	5,979	
June	5,979	

### QUALITY

	Quantity	Base Number	Contract	AT	Region	England
% of FP17s for the same patient ID Re-attending within 3 months - Children	17	393	4.3%	10.3%	11.8%	12.4%
% of FP17s for the same patient ID Re-attending within 3 months - Adults	139	1,458	9.5%	15.1%	16.6%	16.7%
% of FP17s for the same patient ID Re-attending between 3 & 9 months - Children	115	393	29.3%	60.7%	60.2%	57.4%
% of FP17s for the same patient ID Re-attending between 3 & 9 months - Adults	500	1,458	34.3%	52.7%	52.0%	50.5%
% of FP17s for Band 1 Urgent Courses	119	1,828	6.5%	9.6%	9.4%	9.1%
% of FP17s Relating to Free Repair or Replacements	2	1,828	0.1%	0.7%	0.7%	0.8%
% of FP17s Relating to Continuations	70	1,828	3.8%	1.3%	1.2%	1.3%
% of Patients satisfied with the dentistry they have received	16	16	100.0%	91.6%	93.6%	93.2%
% of Patients satisfied with the time they had to wait for an appointment	16	16	100.0%	87.7%	89.1%	89.0%

\* This is based on patients treated on this contract for their most recent course of treatment. Figures in italics indicate the base number of FP17s or Patient Questionnaire responses are less than 100. N/A is shown where the base number of responses is less than 10 during the period. % is calculated as Quantity/Base number\*100

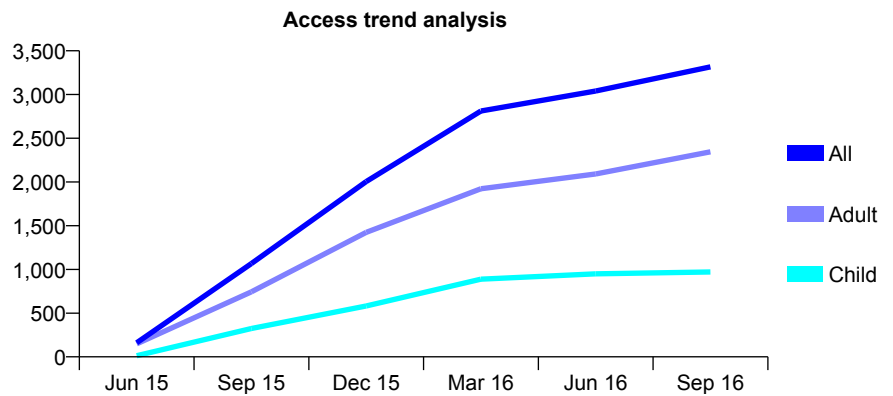
## Q70 - Vital Signs At a Glance Contract Report for 129992/0008 - September 2016

Name or company name	Somerset Partnership NHS Foundation Tru
Contract type name	PDS Contract
Purpose of contract	General
Contract start date	01/04/2015
Contract end date	31/03/2020

16/17 Contracted general activity (UDA)	9,333
Carry forward general activity (UDA)	0
16/17 Contracted orthodontic activity (UOA)	0
Carry forward orthodontic activity (UOA)	0
Baseline contract value	£1,169,528.31

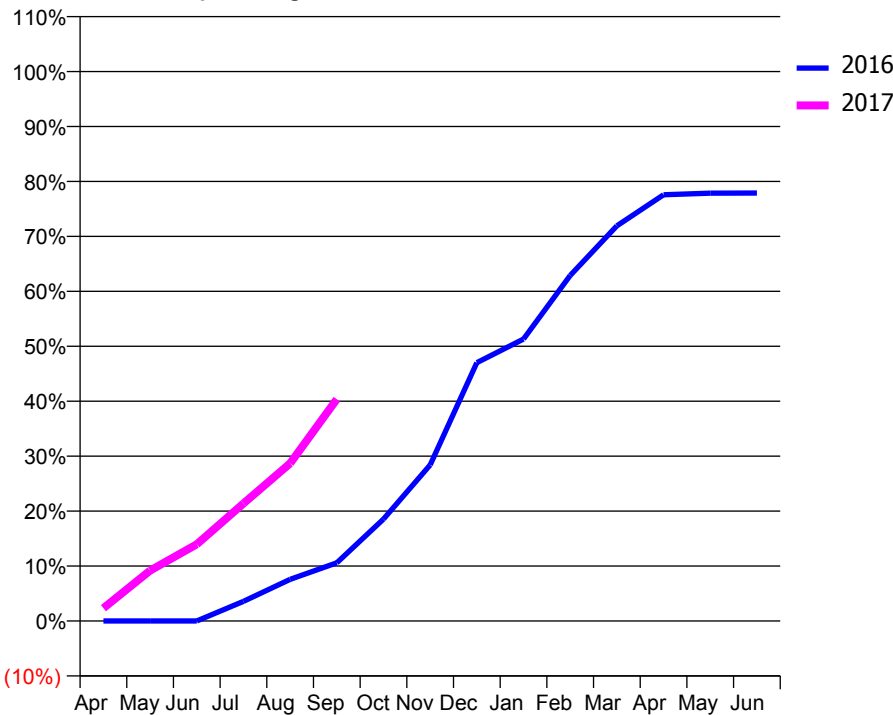
### ACCESS\*

Patients seen in 24 months	Total	Change since previous quarter
Quarter ending September 2015	1,067	
Quarter ending December 2015	2,005	↑
Quarter ending March 2016	2,811	↑
Quarter ending June 2016	3,040	↑
Quarter ending September 2016	3,316	↑
<b>Variance since September 2015</b>	<b>210.8%</b>	<b>↑</b>



### ACTIVITY

Cumulative percentage of contracted UDA delivered 2016 & 2017



Month	Adjusted Scheduled Activity (UDA)	
	2016	2017
April	0	218
May	0	858
June	0	1,304
July	334	1,995
August	708	2,677
September	990	3,767
October	1,732	
November	2,652	
December	4,388	
January	4,789	
February	5,869	
March	6,712	
April	7,240	
May	7,267	
June	7,270	

### QUALITY

	Quantity	Base Number	Contract	AT	Region	England
% of FP17s for the same patient ID Re-attending within 3 months - Children	66	817	8.1%	10.3%	11.8%	12.4%
% of FP17s for the same patient ID Re-attending within 3 months - Adults	163	1,673	9.7%	15.1%	16.6%	16.7%
% of FP17s for the same patient ID Re-attending between 3 & 9 months - Children	307	817	37.6%	60.7%	60.2%	57.4%
% of FP17s for the same patient ID Re-attending between 3 & 9 months - Adults	872	1,673	52.1%	52.7%	52.0%	50.5%
% of FP17s for Band 1 Urgent Courses	61	2,052	3.0%	9.6%	9.4%	9.1%
% of FP17s Relating to Free Repair or Replacements	5	2,052	0.2%	0.7%	0.7%	0.8%
% of FP17s Relating to Continuations	58	2,052	2.8%	1.3%	1.2%	1.3%
% of Patients satisfied with the dentistry they have received	6	6	N/A	91.6%	93.6%	93.2%
% of Patients satisfied with the time they had to wait for an appointment	5	6	N/A	87.7%	89.1%	89.0%

\* This is based on patients treated on this contract for their most recent course of treatment. Figures in italics indicate the base number of FP17s or Patient Questionnaire responses are less than 100. N/A is shown where the base number of responses is less than 10 during the period. % is calculated as Quantity/Base number\*100

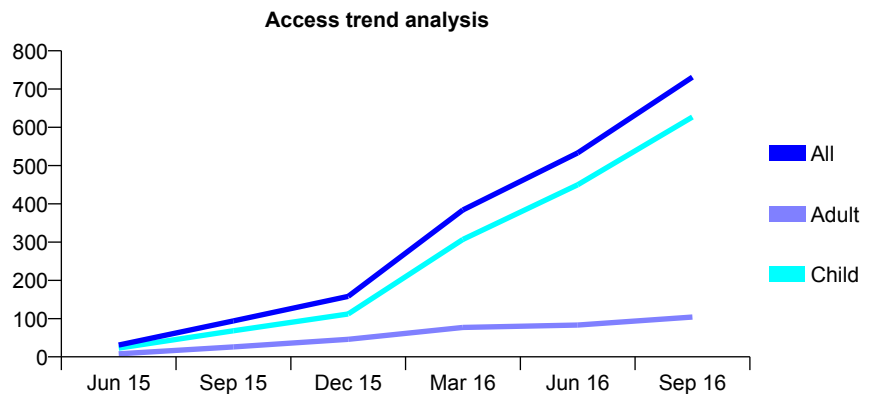
## Q70 - Vital Signs At a Glance Contract Report for 129992/0009 - September 2016

Name or company name	Somerset Partnership NHS Foundation Tru
Contract type name	PDS Contract
Purpose of contract	General
Contract start date	01/04/2015
Contract end date	31/03/2020

16/17 Contracted general activity (UDA)	4,666
Carry forward general activity (UDA)	0
16/17 Contracted orthodontic activity (UOA)	0
Carry forward orthodontic activity (UOA)	0
Baseline contract value	£389,847.99

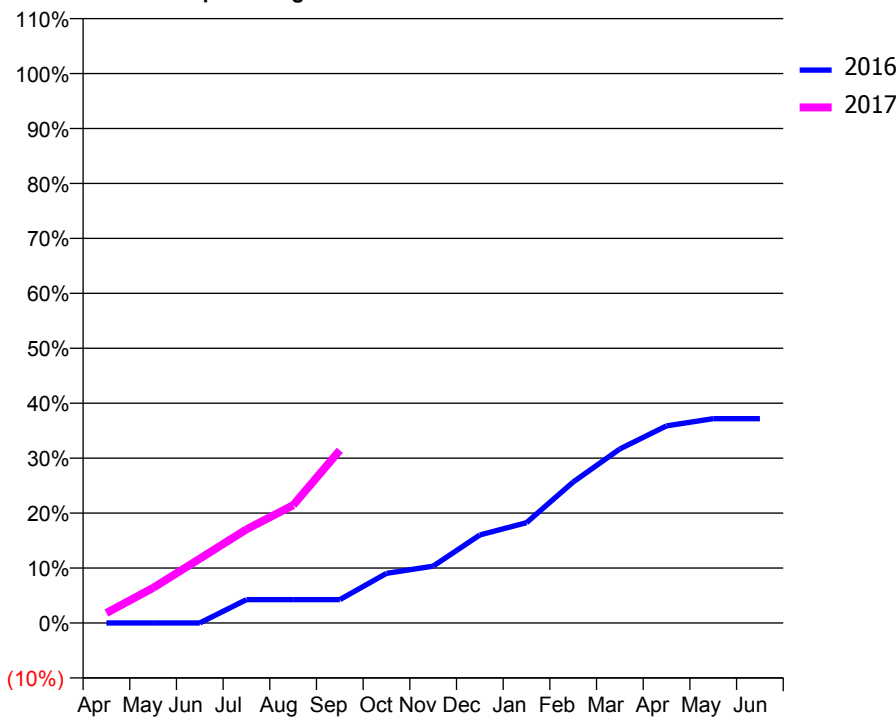
### ACCESS\*

Patients seen in 24 months	Total	Change since previous quarter
Quarter ending September 2015	94	
Quarter ending December 2015	158	↑
Quarter ending March 2016	384	↑
Quarter ending June 2016	533	↑
Quarter ending September 2016	731	↑
<b>Variance since September 2015</b>	<b>677.7%</b>	<b>↑</b>



### ACTIVITY

Cumulative percentage of contracted UDA delivered 2016 & 2017



Month	Adjusted Scheduled Activity (UDA)	
	2016	2017
April	0	85
May	0	298
June	0	546
July	198	795
August	198	1,000
September	198	1,467
October	421	
November	483	
December	748	
January	853	
February	1,198	
March	1,479	
April	1,675	
May	1,736	
June	1,736	

### QUALITY

	Quantity	Base Number	Contract	AT	Region	England
% of FP17s for the same patient ID Re-attending within 3 months - Children	9	662	1.4%	10.3%	11.8%	12.4%
% of FP17s for the same patient ID Re-attending within 3 months - Adults	0	75	0.0%	15.1%	16.6%	16.7%
% of FP17s for the same patient ID Re-attending between 3 & 9 months - Children	25	662	3.8%	60.7%	60.2%	57.4%
% of FP17s for the same patient ID Re-attending between 3 & 9 months - Adults	6	75	8.0%	52.7%	52.0%	50.5%
% of FP17s for Band 1 Urgent Courses	2	606	0.3%	9.6%	9.4%	9.1%
% of FP17s Relating to Free Repair or Replacements	0	606	0.0%	0.7%	0.7%	0.8%
% of FP17s Relating to Continuations	4	606	0.7%	1.3%	1.2%	1.3%
% of Patients satisfied with the dentistry they have received	2	2	N/A	91.6%	93.6%	93.2%
% of Patients satisfied with the time they had to wait for an appointment	1	2	N/A	87.7%	89.1%	89.0%

\* This is based on patients treated on this contract for their most recent course of treatment. Figures in italics indicate the base number of FP17s or Patient Questionnaire responses are less than 100. N/A is shown where the base number of responses is less than 10 during the period. % is calculated as Quantity/Base number\*100

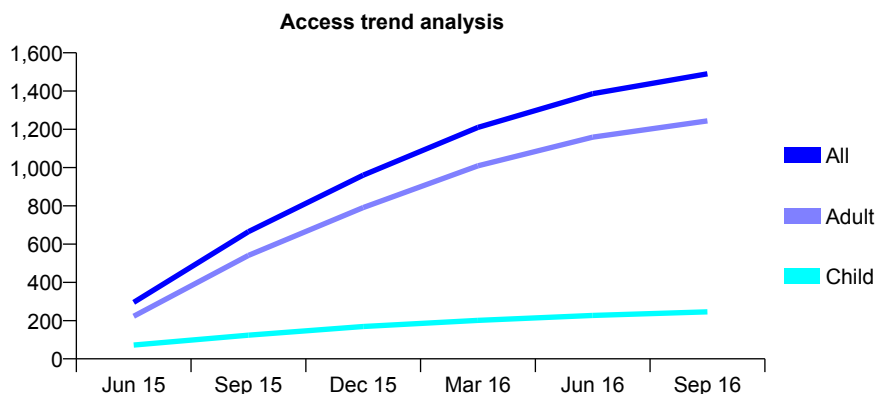
## Q70 - Vital Signs At a Glance Contract Report for 129992/0010 - September 2016

Name or company name	Somerset Partnership NHS Foundation Tru
Contract type name	PDS Contract
Purpose of contract	General
Contract start date	01/04/2015
Contract end date	31/03/2020

16/17 Contracted general activity (UDA)	4,666
Carry forward general activity (UDA)	0
16/17 Contracted orthodontic activity (UOA)	0
Carry forward orthodontic activity (UOA)	0
Baseline contract value	£560,456.40

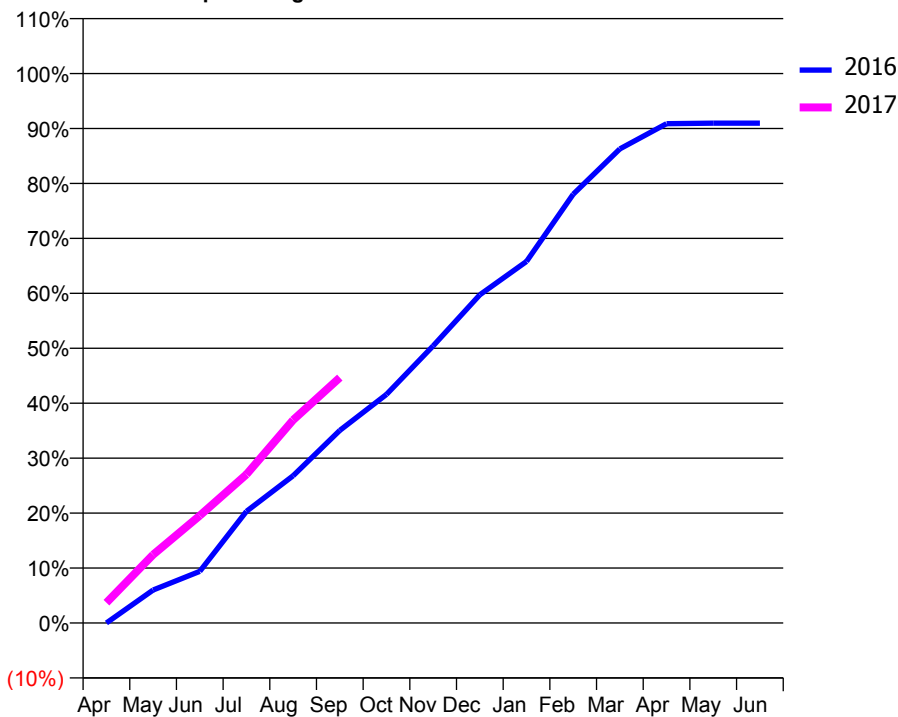
### ACCESS\*

Patients seen in 24 months	Total	Change since previous quarter
Quarter ending September 2015	665	
Quarter ending December 2015	960	↑
Quarter ending March 2016	1,210	↑
Quarter ending June 2016	1,386	↑
Quarter ending September 2016	1,490	↑
<b>Variance since September 2015</b>	<b>124.1%</b>	<b>↑</b>



### ACTIVITY

Cumulative percentage of contracted UDA delivered 2016 & 2017



Adjusted Scheduled Activity (UDA)

Month	2016	2017
April	0	173
May	280	580
June	438	912
July	948	1,261
August	1,251	1,723
September	1,636	2,084
October	1,941	
November	2,353	
December	2,787	
January	3,070	
February	3,641	
March	4,026	
April	4,240	
May	4,244	
June	4,244	

### QUALITY

	Quantity	Base Number	Contract	AT	Region	England
% of FP17s for the same patient ID Re-attending within 3 months - Children	19	170	11.2%	10.3%	11.8%	12.4%
% of FP17s for the same patient ID Re-attending within 3 months - Adults	71	702	10.1%	15.1%	16.6%	16.7%
% of FP17s for the same patient ID Re-attending between 3 & 9 months - Children	45	170	26.5%	60.7%	60.2%	57.4%
% of FP17s for the same patient ID Re-attending between 3 & 9 months - Adults	240	702	34.2%	52.7%	52.0%	50.5%
% of FP17s for Band 1 Urgent Courses	61	786	7.8%	9.6%	9.4%	9.1%
% of FP17s Relating to Free Repair or Replacements	0	786	0.0%	0.7%	0.7%	0.8%
% of FP17s Relating to Continuations	11	786	1.4%	1.3%	1.2%	1.3%
% of Patients satisfied with the dentistry they have received	1	1	N/A	91.6%	93.6%	93.2%
% of Patients satisfied with the time they had to wait for an appointment	1	1	N/A	87.7%	89.1%	89.0%

\* This is based on patients treated on this contract for their most recent course of treatment. Figures in italics indicate the base number of FP17s or Patient Questionnaire responses are less than 100. N/A is shown where the base number of responses is less than 10 during the period. % is calculated as Quantity/Base number\*100

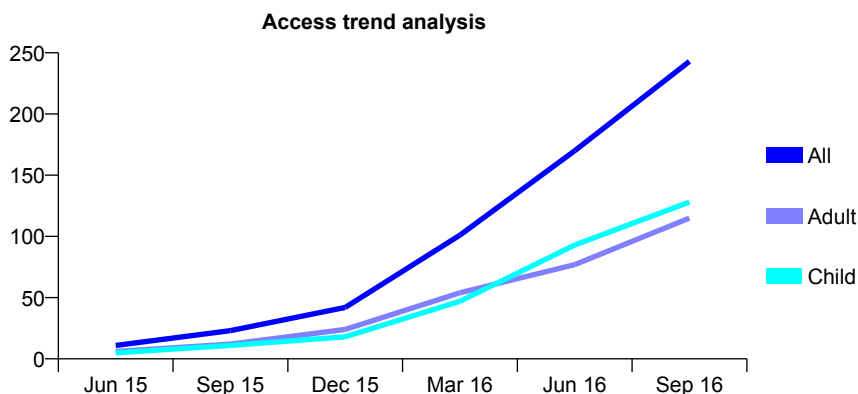
## Q70 - Vital Signs At a Glance Contract Report for 129992/0011 - September 2016

Name or company name	Somerset Partnership NHS Foundation Tru
Contract type name	PDS Contract
Purpose of contract	General
Contract start date	01/04/2015
Contract end date	31/03/2020

16/17 Contracted general activity (UDA)	2,333
Carry forward general activity (UDA)	0
16/17 Contracted orthodontic activity (UOA)	0
Carry forward orthodontic activity (UOA)	0
Baseline contract value	£186,818.80

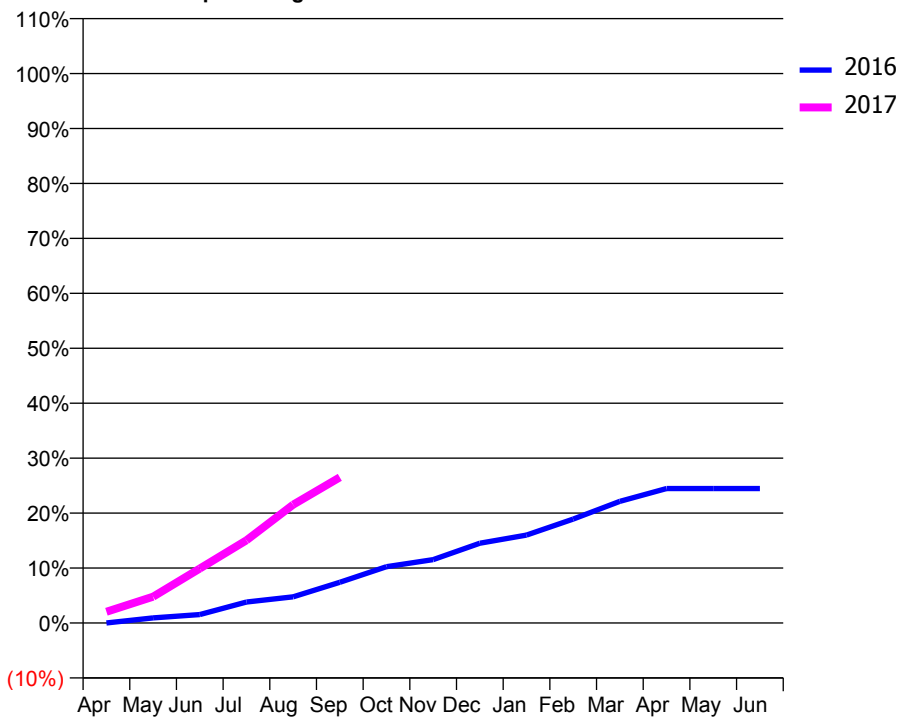
### ACCESS\*

Patients seen in 24 months	Total	Change since previous quarter
Quarter ending September 2015	23	
Quarter ending December 2015	42	↑
Quarter ending March 2016	101	↑
Quarter ending June 2016	170	↑
Quarter ending September 2016	243	↑
<b>Variance since September 2015</b>	<b>956.5%</b>	<b>↑</b>



### ACTIVITY

Cumulative percentage of contracted UDA delivered 2016 & 2017



Month	Adjusted Scheduled Activity (UDA)	
	2016	2017
April	0	48
May	22	112
June	36	231
July	89	351
August	111	503
September	173	619
October	239	
November	269	
December	339	
January	373	
February	441	
March	517	
April	571	
May	571	
June	571	

### QUALITY

	Quantity	Base Number	Contract	AT	Region	England
% of FP17s for the same patient ID Re-attending within 3 months - Children	6	130	4.6%	10.3%	11.8%	12.4%
% of FP17s for the same patient ID Re-attending within 3 months - Adults	2	93	2.2%	15.1%	16.6%	16.7%
% of FP17s for the same patient ID Re-attending between 3 & 9 months - Children	10	130	7.7%	60.7%	60.2%	57.4%
% of FP17s for the same patient ID Re-attending between 3 & 9 months - Adults	0	93	0.0%	52.7%	52.0%	50.5%
% of FP17s for Band 1 Urgent Courses	3	207	1.4%	9.6%	9.4%	9.1%
% of FP17s Relating to Free Repair or Replacements	0	207	0.0%	0.7%	0.7%	0.8%
% of FP17s Relating to Continuations	2	207	1.0%	1.3%	1.2%	1.3%
% of Patients satisfied with the dentistry they have received	0	0	N/A	91.6%	93.6%	93.2%
% of Patients satisfied with the time they had to wait for an appointment	0	0	N/A	87.7%	89.1%	89.0%

\* This is based on patients treated on this contract for their most recent course of treatment. Figures in italics indicate the base number of FP17s or Patient Questionnaire responses are less than 100. N/A is shown where the base number of responses is less than 10 during the period. % is calculated as Quantity/Base number\*100

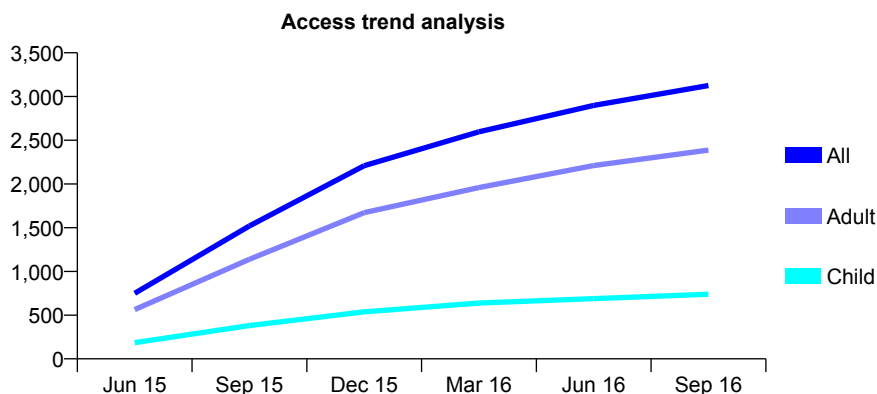
## Q70 - Vital Signs At a Glance Contract Report for 129992/0012 - September 2016

Name or company name	Somerset Partnership NHS Foundation Tru
Contract type name	PDS Contract
Purpose of contract	General
Contract start date	01/04/2015
Contract end date	31/03/2020

16/17 Contracted general activity (UDA)	10,500
Carry forward general activity (UDA)	0
16/17 Contracted orthodontic activity (UOA)	0
Carry forward orthodontic activity (UOA)	0
Baseline contract value	£264,337.50

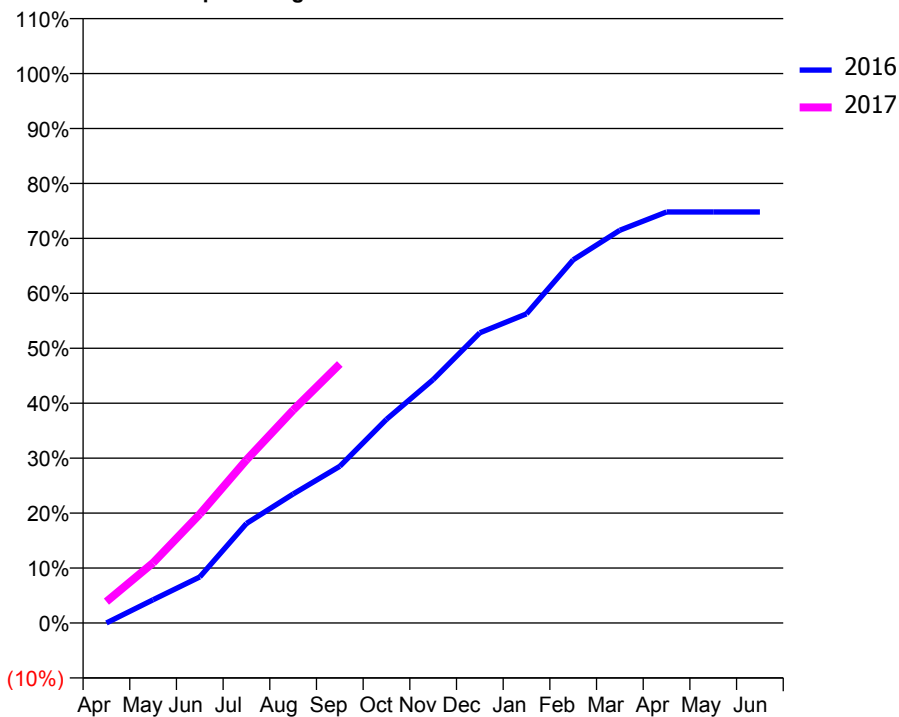
### ACCESS\*

Patients seen in 24 months	Total	Change since previous quarter
Quarter ending September 2015	1,519	
Quarter ending December 2015	2,209	↑
Quarter ending March 2016	2,597	↑
Quarter ending June 2016	2,899	↑
Quarter ending September 2016	3,126	↑
<b>Variance since September 2015</b>	<b>105.8%</b>	<b>↑</b>



### ACTIVITY

Cumulative percentage of contracted UDA delivered 2016 & 2017



Month	Adjusted Scheduled Activity (UDA)	
	2016	2017
April	0	408
May	444	1,150
June	880	2,081
July	1,902	3,117
August	2,466	4,067
September	2,996	4,950
October	3,893	
November	4,651	
December	5,547	
January	5,908	
February	6,938	
March	7,504	
April	7,855	
May	7,855	
June	7,855	

### QUALITY

	Quantity	Base Number	Contract	AT	Region	England
% of FP17s for the same patient ID Re-attending within 3 months - Children	27	545	5.0%	10.3%	11.8%	12.4%
% of FP17s for the same patient ID Re-attending within 3 months - Adults	242	1,885	12.8%	15.1%	16.6%	16.7%
% of FP17s for the same patient ID Re-attending between 3 & 9 months - Children	253	545	46.4%	60.7%	60.2%	57.4%
% of FP17s for the same patient ID Re-attending between 3 & 9 months - Adults	954	1,885	50.6%	52.7%	52.0%	50.5%
% of FP17s for Band 1 Urgent Courses	185	2,294	8.1%	9.6%	9.4%	9.1%
% of FP17s Relating to Free Repair or Replacements	18	2,294	0.8%	0.7%	0.7%	0.8%
% of FP17s Relating to Continuations	29	2,294	1.3%	1.3%	1.2%	1.3%
% of Patients satisfied with the dentistry they have received	11	11	100.0%	91.6%	93.6%	93.2%
% of Patients satisfied with the time they had to wait for an appointment	9	11	81.8%	87.7%	89.1%	89.0%

\* This is based on patients treated on this contract for their most recent course of treatment. Figures in italics indicate the base number of FP17s or Patient Questionnaire responses are less than 100. N/A is shown where the base number of responses is less than 10 during the period. % is calculated as Quantity/Base number\*100

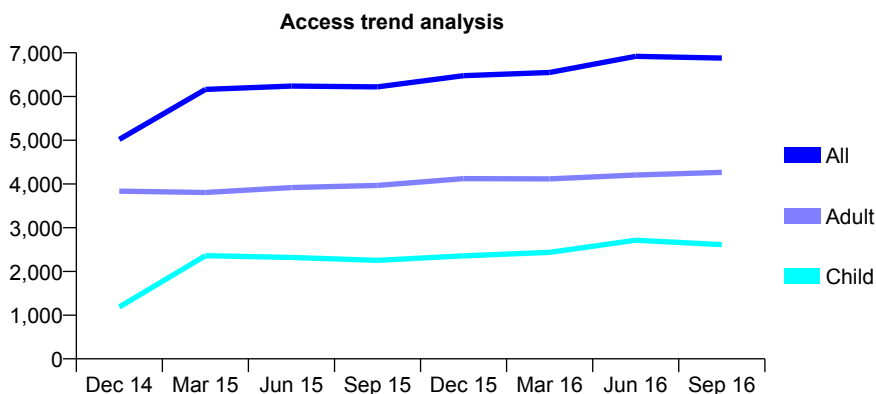
## Q70 - Vital Signs At a Glance Contract Report for 130400/0001 - September 2016

Name or company name	M & A Dentmet Ltd
Contract type name	GDS Contract
Purpose of contract	General
Contract start date	01/09/2009
Contract end date	

16/17 Contracted general activity (UDA)	13,601
Carry forward general activity (UDA)	0
16/17 Contracted orthodontic activity (UOA)	0
Carry forward orthodontic activity (UOA)	0
Baseline contract value	£345,237.74

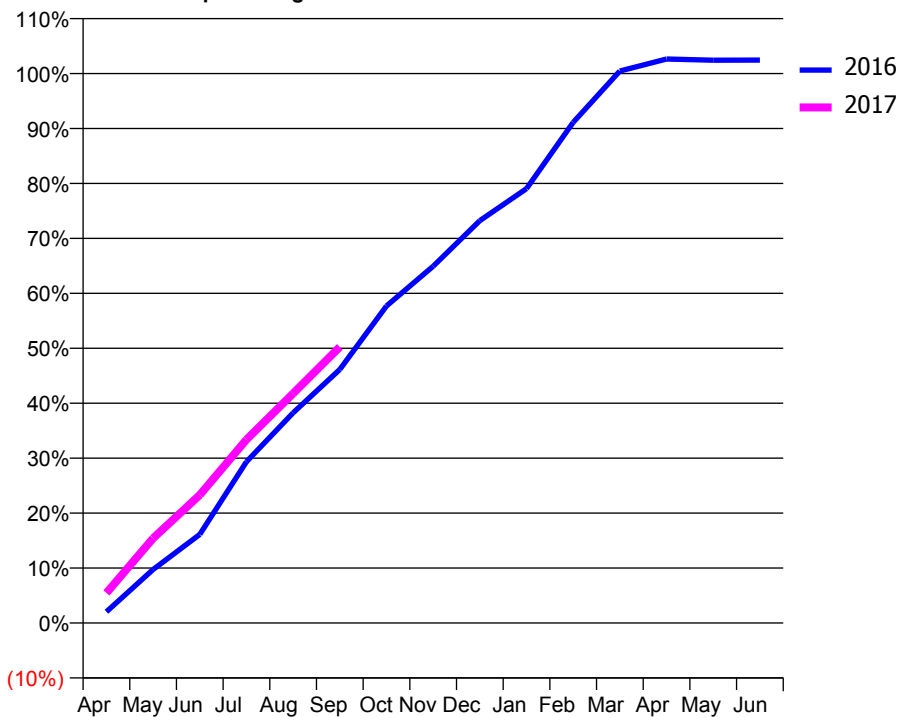
### ACCESS\*

Patients seen in 24 months	Total	Change since previous quarter
Quarter ending September 2015	6,220	
Quarter ending December 2015	6,477	↑
Quarter ending March 2016	6,549	→
Quarter ending June 2016	6,919	↑
Quarter ending September 2016	6,878	→
<b>Variance since September 2015</b>	<b>10.6%</b>	<b>↑</b>



### ACTIVITY

Cumulative percentage of contracted UDA delivered 2016 & 2017



Month	Adjusted Scheduled Activity (UDA)	
	2016	2017
April	278	744
May	1,324	2,097
June	2,194	3,171
July	3,992	4,539
August	5,202	5,683
September	6,276	6,833
October	7,847	
November	8,830	
December	9,958	
January	10,751	
February	12,393	
March	13,662	
April	13,959	
May	13,931	
June	13,932	

### QUALITY

	Quantity	Base Number	Contract	AT	Region	England
% of FP17s for the same patient ID Re-attending within 3 months - Children	47	1,493	3.1%	10.3%	11.8%	12.4%
% of FP17s for the same patient ID Re-attending within 3 months - Adults	222	2,775	8.0%	15.1%	16.6%	16.7%
% of FP17s for the same patient ID Re-attending between 3 & 9 months - Children	633	1,493	42.4%	60.7%	60.2%	57.4%
% of FP17s for the same patient ID Re-attending between 3 & 9 months - Adults	1,457	2,775	52.5%	52.7%	52.0%	50.5%
% of FP17s for Band 1 Urgent Courses	191	4,096	4.7%	9.6%	9.4%	9.1%
% of FP17s Relating to Free Repair or Replacements	28	4,096	0.7%	0.7%	0.7%	0.8%
% of FP17s Relating to Continuations	2	4,096	0.0%	1.3%	1.2%	1.3%
% of Patients satisfied with the dentistry they have received	4	4	N/A	91.6%	93.6%	93.2%
% of Patients satisfied with the time they had to wait for an appointment	3	4	N/A	87.7%	89.1%	89.0%

\* This is based on patients treated on this contract for their most recent course of treatment. Figures in italics indicate the base number of FP17s or Patient Questionnaire responses are less than 100. N/A is shown where the base number of responses is less than 10 during the period. % is calculated as Quantity/Base number\*100



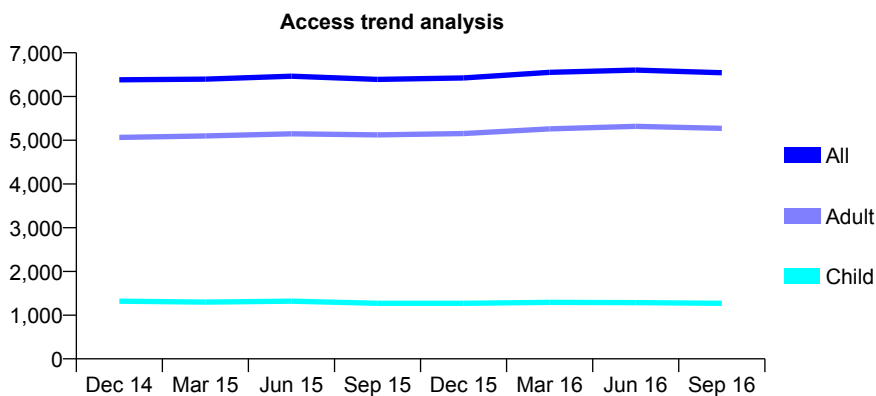
## Q70 - Vital Signs At a Glance Contract Report for 130931/0001 - September 2016

Name or company name	Palmerston Precinct Practice Limited
Contract type name	GDS Contract
Purpose of contract	General
Contract start date	01/04/2008
Contract end date	

16/17 Contracted general activity (UDA)	23,000
Carry forward general activity (UDA)	0
16/17 Contracted orthodontic activity (UOA)	0
Carry forward orthodontic activity (UOA)	0
Baseline contract value	£544,920.80

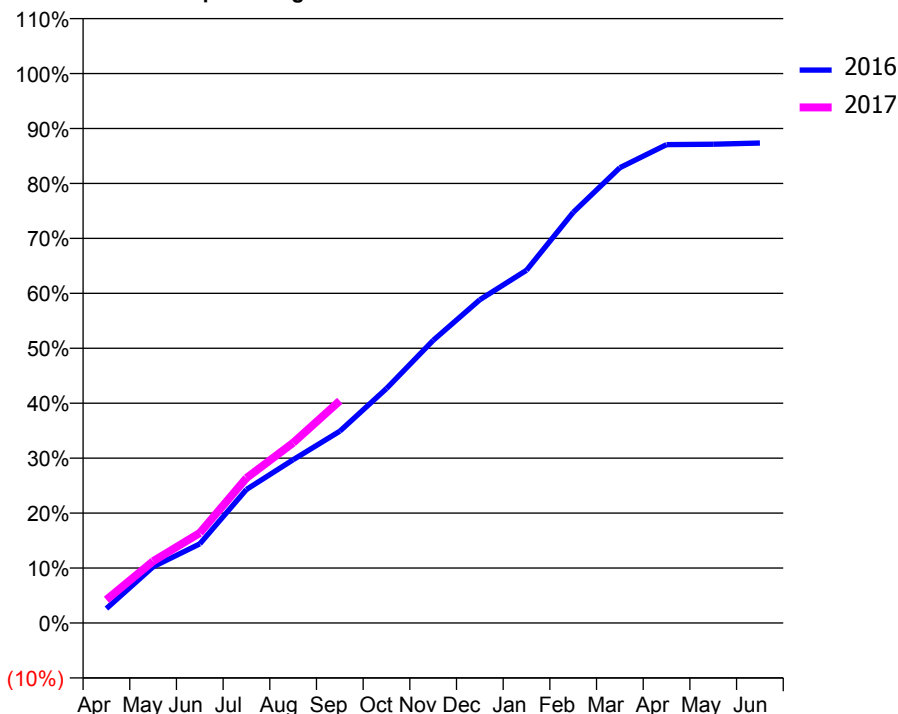
### ACCESS\*

Patients seen in 24 months	Total	Change since previous quarter
Quarter ending September 2015	6,393	
Quarter ending December 2015	6,424	→
Quarter ending March 2016	6,552	→
Quarter ending June 2016	6,606	→
Quarter ending September 2016	6,543	→
<b>Variance since September 2015</b>	<b>2.3%</b>	<b>↑</b>



### ACTIVITY

Cumulative percentage of contracted UDA delivered 2016 & 2017



Month	Adjusted Scheduled Activity (UDA)	
	2016	2017
April	603	974
May	2,355	2,587
June	3,314	3,770
July	5,588	6,072
August	6,832	7,544
September	8,031	9,299
October	9,816	
November	11,832	
December	13,530	
January	14,768	
February	17,189	
March	19,056	
April	20,026	
May	20,042	
June	20,092	

### QUALITY

	Quantity	Base Number	Contract	AT	Region	England
% of FP17s for the same patient ID Re-attending within 3 months - Children	68	965	7.0%	10.3%	11.8%	12.4%
% of FP17s for the same patient ID Re-attending within 3 months - Adults	391	3,624	10.8%	15.1%	16.6%	16.7%
% of FP17s for the same patient ID Re-attending between 3 & 9 months - Children	595	965	61.7%	60.7%	60.2%	57.4%
% of FP17s for the same patient ID Re-attending between 3 & 9 months - Adults	2,120	3,624	58.5%	52.7%	52.0%	50.5%
% of FP17s for Band 1 Urgent Courses	175	4,191	4.2%	9.6%	9.4%	9.1%
% of FP17s Relating to Free Repair or Replacements	14	4,191	0.3%	0.7%	0.7%	0.8%
% of FP17s Relating to Continuations	102	4,191	2.4%	1.3%	1.2%	1.3%
% of Patients satisfied with the dentistry they have received	4	4	N/A	91.6%	93.6%	93.2%
% of Patients satisfied with the time they had to wait for an appointment	4	4	N/A	87.7%	89.1%	89.0%

\* This is based on patients treated on this contract for their most recent course of treatment. Figures in italics indicate the base number of FP17s or Patient Questionnaire responses are less than 100. N/A is shown where the base number of responses is less than 10 during the period. % is calculated as Quantity/Base number\*100

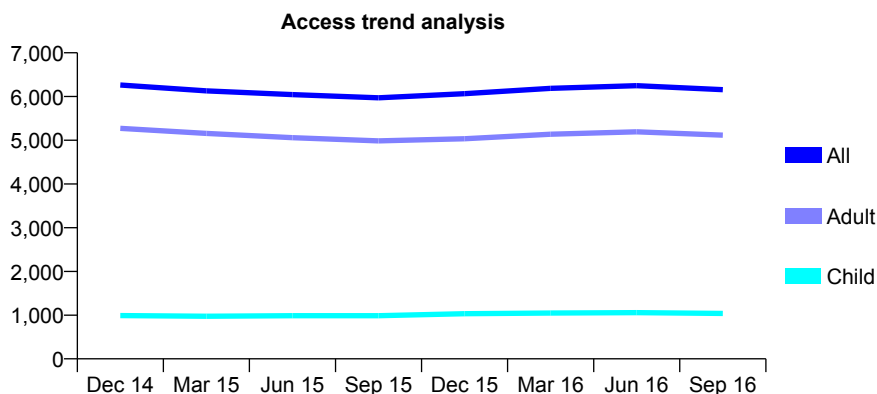
## Q70 - Vital Signs At a Glance Contract Report for 131024/0001 - September 2016

Name or company name	Dr NF Portelli & Dr RO Smallwood
Contract type name	GDS Contract
Purpose of contract	General
Contract start date	01/12/2012
Contract end date	

16/17 Contracted general activity (UDA)	16,665
Carry forward general activity (UDA)	0
16/17 Contracted orthodontic activity (UOA)	0
Carry forward orthodontic activity (UOA)	0
Baseline contract value	£346,031.32

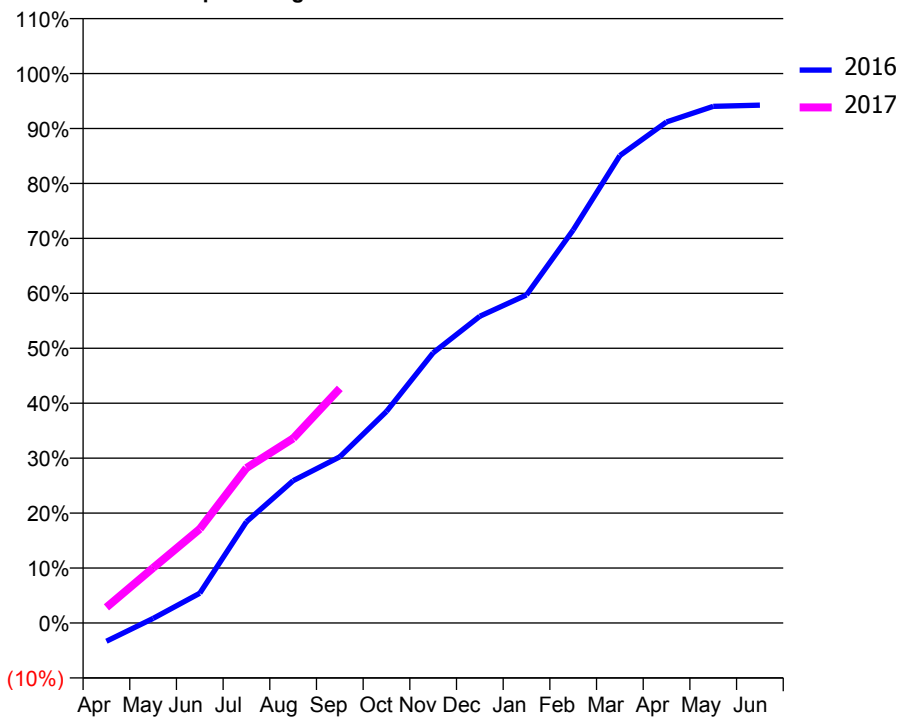
### ACCESS\*

Patients seen in 24 months	Total	Change since previous quarter
Quarter ending September 2015	5,970	
Quarter ending December 2015	6,066	→
Quarter ending March 2016	6,187	→
Quarter ending June 2016	6,248	→
Quarter ending September 2016	6,156	↓
<b>Variance since September 2015</b>	<b>3.1%</b>	<b>↑</b>



### ACTIVITY

Cumulative percentage of contracted UDA delivered 2016 & 2017



Month	Adjusted Scheduled Activity (UDA)	
	2016	2017
April	-555	477
May	139	1,671
June	905	2,853
July	3,070	4,702
August	4,316	5,600
September	5,042	7,115
October	6,414	
November	8,194	
December	9,302	
January	9,952	
February	11,922	
March	14,178	
April	15,197	
May	15,670	
June	15,707	

### QUALITY

	Quantity	Base Number	Contract	AT	Region	England
% of FP17s for the same patient ID Re-attending within 3 months - Children	72	842	8.6%	10.3%	11.8%	12.4%
% of FP17s for the same patient ID Re-attending within 3 months - Adults	529	3,870	13.7%	15.1%	16.6%	16.7%
% of FP17s for the same patient ID Re-attending between 3 & 9 months - Children	546	842	64.8%	60.7%	60.2%	57.4%
% of FP17s for the same patient ID Re-attending between 3 & 9 months - Adults	2,353	3,870	60.8%	52.7%	52.0%	50.5%
% of FP17s for Band 1 Urgent Courses	196	4,162	4.7%	9.6%	9.4%	9.1%
% of FP17s Relating to Free Repair or Replacements	16	4,162	0.4%	0.7%	0.7%	0.8%
% of FP17s Relating to Continuations	90	4,162	2.2%	1.3%	1.2%	1.3%
% of Patients satisfied with the dentistry they have received	4	5	N/A	91.6%	93.6%	93.2%
% of Patients satisfied with the time they had to wait for an appointment	4	5	N/A	87.7%	89.1%	89.0%

\* This is based on patients treated on this contract for their most recent course of treatment. Figures in italics indicate the base number of FP17s or Patient Questionnaire responses are less than 100. N/A is shown where the base number of responses is less than 10 during the period. % is calculated as Quantity/Base number\*100

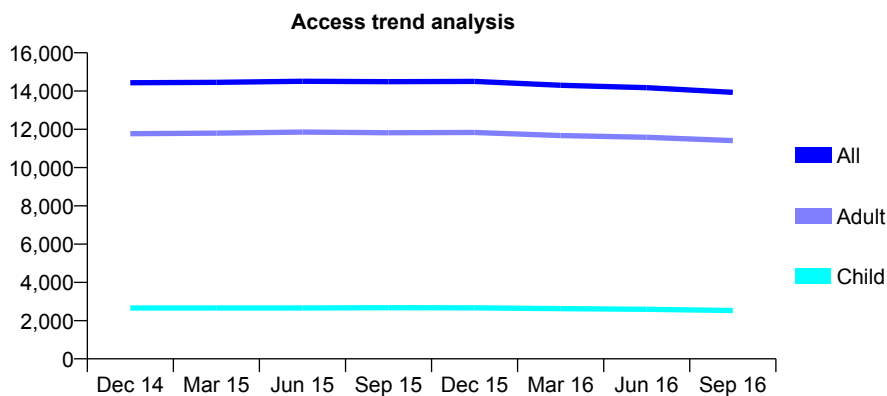
## Q70 - Vital Signs At a Glance Contract Report for 132063/0001 - September 2016

Name or company name	Wellum House Dental Practice
Contract type name	GDS Contract
Purpose of contract	General
Contract start date	01/04/2011
Contract end date	

16/17 Contracted general activity (UDA)	38,250
Carry forward general activity (UDA)	0
16/17 Contracted orthodontic activity (UOA)	0
Carry forward orthodontic activity (UOA)	0
Baseline contract value	£1,116,030.42

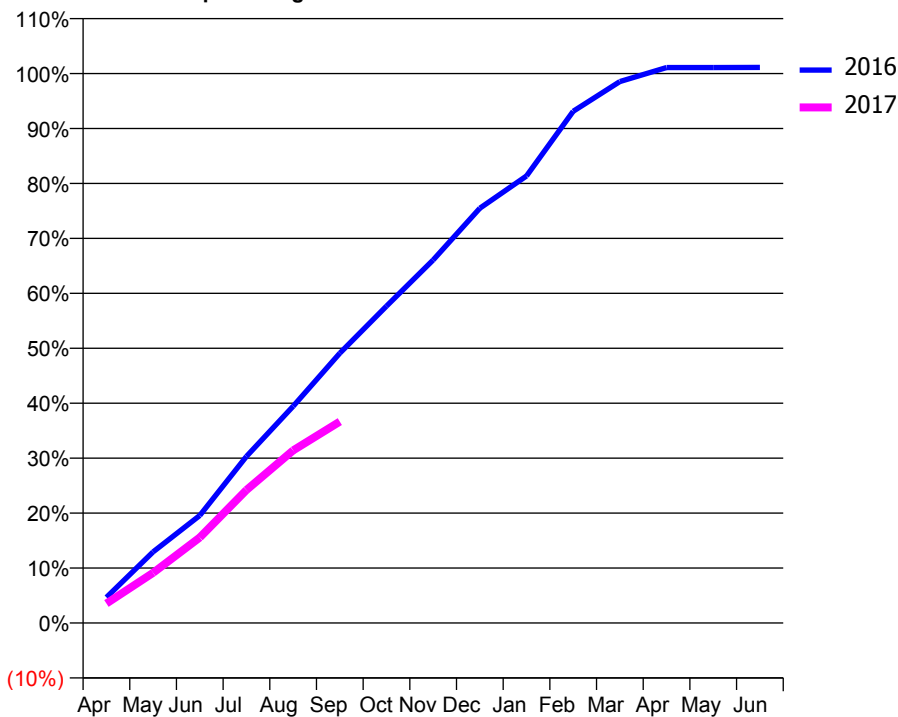
### ACCESS\*

Patients seen in 24 months	Total	Change since previous quarter
Quarter ending September 2015	14,493	
Quarter ending December 2015	14,502	→
Quarter ending March 2016	14,299	↓
Quarter ending June 2016	14,174	→
Quarter ending September 2016	13,933	↓
<b>Variance since September 2015</b>	<b>(3.9%)</b>	<b>↓</b>



### ACTIVITY

Cumulative percentage of contracted UDA delivered 2016 & 2017



Month	Adjusted Scheduled Activity (UDA)	
	2016	2017
April	1,782	1,359
May	4,950	3,494
June	7,486	5,954
July	11,596	9,257
August	15,087	12,011
September	18,785	14,018
October	22,058	
November	25,272	
December	28,871	
January	31,122	
February	35,624	
March	37,685	
April	38,664	
May	38,665	
June	38,677	

### QUALITY

	Quantity	Base Number	Contract	AT	Region	England
% of FP17s for the same patient ID Re-attending within 3 months - Children	81	1,714	4.7%	10.3%	11.8%	12.4%
% of FP17s for the same patient ID Re-attending within 3 months - Adults	823	7,181	11.5%	15.1%	16.6%	16.7%
% of FP17s for the same patient ID Re-attending between 3 & 9 months - Children	1,030	1,714	60.1%	60.7%	60.2%	57.4%
% of FP17s for the same patient ID Re-attending between 3 & 9 months - Adults	4,039	7,181	56.2%	52.7%	52.0%	50.5%
% of FP17s for Band 1 Urgent Courses	533	8,294	6.4%	9.6%	9.4%	9.1%
% of FP17s Relating to Free Repair or Replacements	28	8,294	0.3%	0.7%	0.7%	0.8%
% of FP17s Relating to Continuations	60	8,294	0.7%	1.3%	1.2%	1.3%
% of Patients satisfied with the dentistry they have received	7	9	N/A	91.6%	93.6%	93.2%
% of Patients satisfied with the time they had to wait for an appointment	8	9	N/A	87.7%	89.1%	89.0%

\* This is based on patients treated on this contract for their most recent course of treatment. Figures in italics indicate the base number of FP17s or Patient Questionnaire responses are less than 100. N/A is shown where the base number of responses is less than 10 during the period. % is calculated as Quantity/Base number\*100

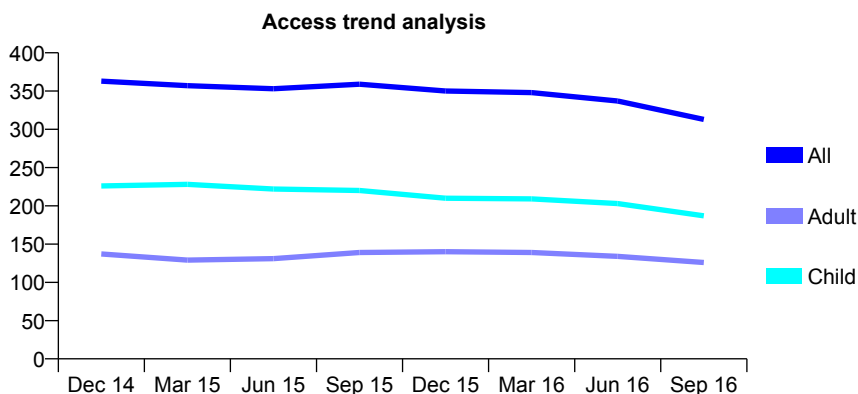
## Q70 - Vital Signs At a Glance Contract Report for 132543/0001 - September 2016

Name or company name	Professor V St John Crean
Contract type name	GDS Contract
Purpose of contract	General
Contract start date	01/08/2009
Contract end date	31/07/2016

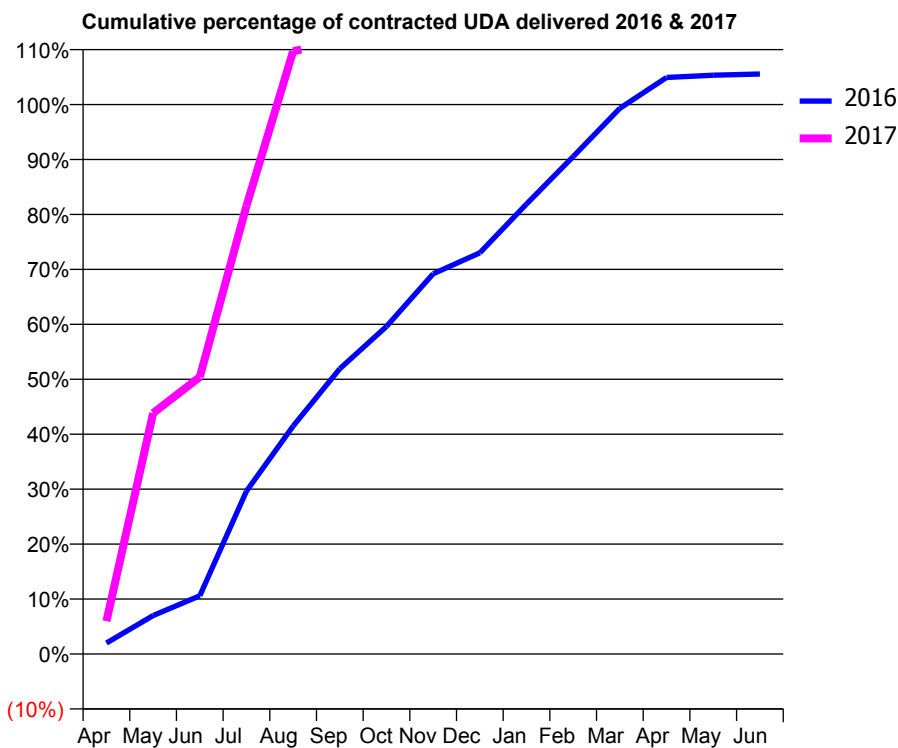
16/17 Contracted general activity (UDA)	167
Carry forward general activity (UDA)	-10
16/17 Contracted orthodontic activity (UOA)	0
Carry forward orthodontic activity (UOA)	0
Baseline contract value	£3,726.10

### ACCESS\*

Patients seen in 24 months	Total	Change since previous quarter
Quarter ending September 2015	359	
Quarter ending December 2015	350	↓
Quarter ending March 2016	348	→
Quarter ending June 2016	337	↓
Quarter ending September 2016	313	↓
<b>Variance since September 2015</b>	<b>(12.8%)</b>	<b>↓</b>



### ACTIVITY



Month	Adjusted Scheduled Activity (UDA)	
	2016	2017
April	10	10
May	35	73
June	53	84
July	148	136
August	207	183
September	260	186
October	298	
November	346	
December	365	
January	409	
February	453	
March	497	
April	525	
May	527	
June	528	

### QUALITY

	Quantity	Base Number	Contract	AT	Region	England
% of FP17s for the same patient ID Re-attending within 3 months - Children	2	103	1.9%	10.3%	11.8%	12.4%
% of FP17s for the same patient ID Re-attending within 3 months - Adults	1	49	2.0%	15.1%	16.6%	16.7%
% of FP17s for the same patient ID Re-attending between 3 & 9 months - Children	49	103	47.6%	60.7%	60.2%	57.4%
% of FP17s for the same patient ID Re-attending between 3 & 9 months - Adults	24	49	49.0%	52.7%	52.0%	50.5%
% of FP17s for Band 1 Urgent Courses	1	122	0.8%	9.6%	9.4%	9.1%
% of FP17s Relating to Free Repair or Replacements	0	122	0.0%	0.7%	0.7%	0.8%
% of FP17s Relating to Continuations	0	122	0.0%	1.3%	1.2%	1.3%
% of Patients satisfied with the dentistry they have received	0	0	N/A	91.6%	93.6%	93.2%
% of Patients satisfied with the time they had to wait for an appointment	0	0	N/A	87.7%	89.1%	89.0%

\* This is based on patients treated on this contract for their most recent course of treatment. Figures in italics indicate the base number of FP17s or Patient Questionnaire responses are less than 100. N/A is shown where the base number of responses is less than 10 during the period. % is calculated as Quantity/Base number\*100

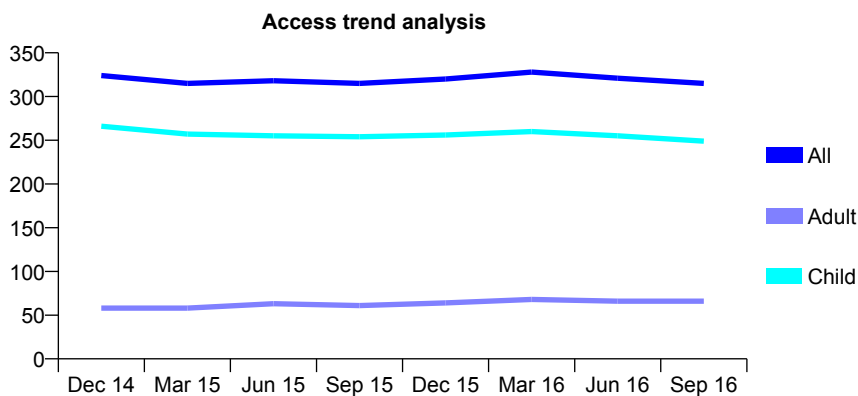
## Q70 - Vital Signs At a Glance Contract Report for 133183/0001 - September 2016

Name or company name	Heath Dental Suite
Contract type name	GDS Contract
Purpose of contract	General
Contract start date	01/09/2012
Contract end date	

16/17 Contracted general activity (UDA)	500
Carry forward general activity (UDA)	0
16/17 Contracted orthodontic activity (UOA)	0
Carry forward orthodontic activity (UOA)	0
Baseline contract value	£12,237.11

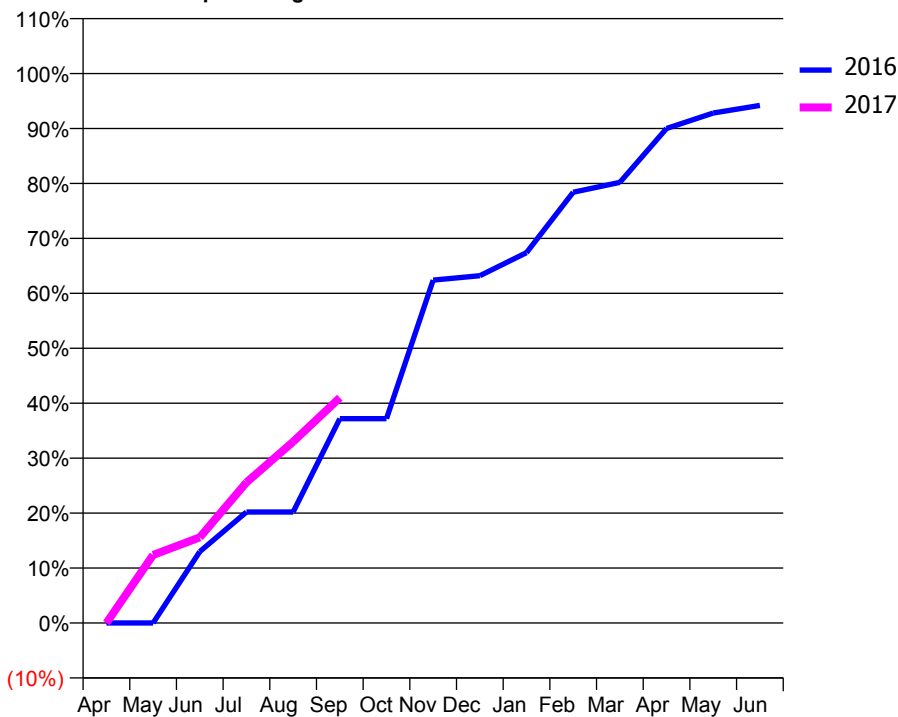
### ACCESS\*

Patients seen in 24 months	Total	Change since previous quarter
Quarter ending September 2015	315	
Quarter ending December 2015	320	→
Quarter ending March 2016	328	↑
Quarter ending June 2016	321	↓
Quarter ending September 2016	315	↓
<b>Variance since September 2015</b>	<b>0.0%</b>	<b>→</b>



### ACTIVITY

Cumulative percentage of contracted UDA delivered 2016 & 2017



Month	Adjusted Scheduled Activity (UDA)	
	2016	2017
April	0	0
May	0	62
June	65	78
July	101	128
August	101	165
September	186	205
October	186	
November	312	
December	316	
January	337	
February	392	
March	401	
April	450	
May	464	
June	471	

### QUALITY

	Quantity	Base Number	Contract	AT	Region	England
% of FP17s for the same patient ID Re-attending within 3 months - Children	0	185	0.0%	10.3%	11.8%	12.4%
% of FP17s for the same patient ID Re-attending within 3 months - Adults	0	24	0.0%	15.1%	16.6%	16.7%
% of FP17s for the same patient ID Re-attending between 3 & 9 months - Children	104	185	56.2%	60.7%	60.2%	57.4%
% of FP17s for the same patient ID Re-attending between 3 & 9 months - Adults	15	24	62.5%	52.7%	52.0%	50.5%
% of FP17s for Band 1 Urgent Courses	0	154	0.0%	9.6%	9.4%	9.1%
% of FP17s Relating to Free Repair or Replacements	0	154	0.0%	0.7%	0.7%	0.8%
% of FP17s Relating to Continuations	0	154	0.0%	1.3%	1.2%	1.3%
% of Patients satisfied with the dentistry they have received	0	0	N/A	91.6%	93.6%	93.2%
% of Patients satisfied with the time they had to wait for an appointment	0	0	N/A	87.7%	89.1%	89.0%

\* This is based on patients treated on this contract for their most recent course of treatment. Figures in italics indicate the base number of FP17s or Patient Questionnaire responses are less than 100. N/A is shown where the base number of responses is less than 10 during the period. % is calculated as Quantity/Base number\*100

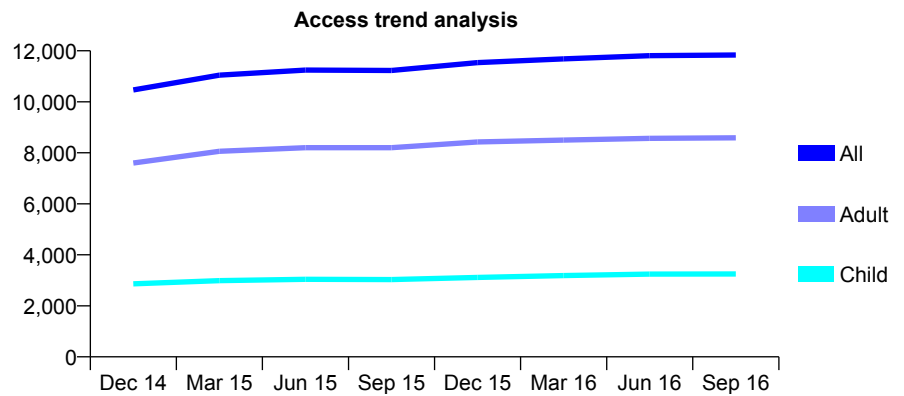
## Q70 - Vital Signs At a Glance Contract Report for 133302/0001 - September 2016

Name or company name	Fleet Dental Centre limited
Contract type name	GDS Contract
Purpose of contract	General
Contract start date	01/04/2013
Contract end date	

16/17 Contracted general activity (UDA)	25,346
Carry forward general activity (UDA)	881
16/17 Contracted orthodontic activity (UOA)	0
Carry forward orthodontic activity (UOA)	0
Baseline contract value	£608,913.21

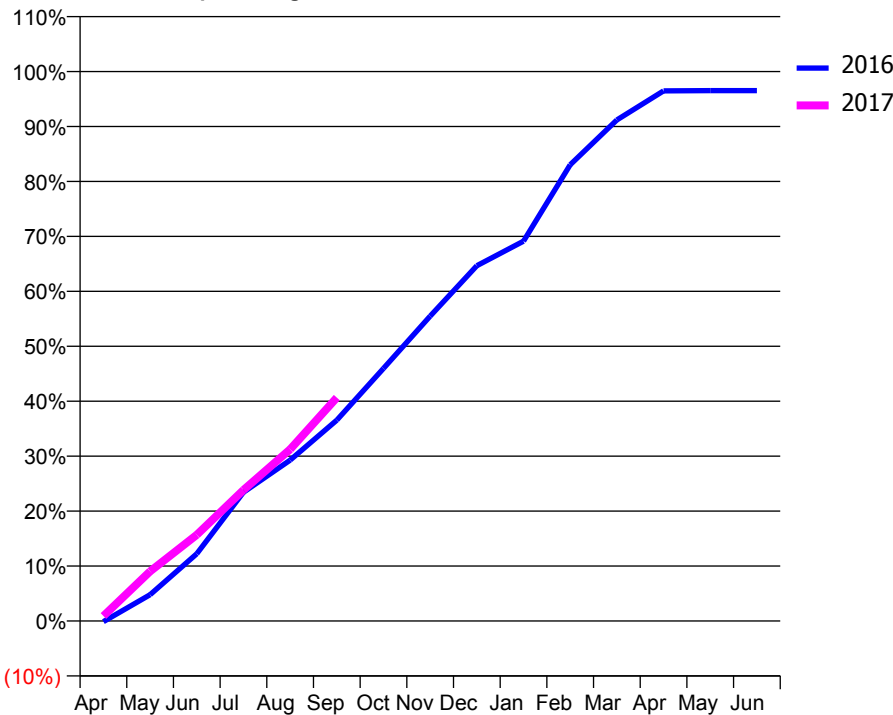
### ACCESS\*

Patients seen in 24 months	Total	Change since previous quarter
Quarter ending September 2015	11,231	
Quarter ending December 2015	11,539	↑
Quarter ending March 2016	11,685	→
Quarter ending June 2016	11,811	→
Quarter ending September 2016	11,837	→
<b>Variance since September 2015</b>	<b>5.4%</b>	<b>↑</b>



### ACTIVITY

Cumulative percentage of contracted UDA delivered 2016 & 2017



Month	Adjusted Scheduled Activity (UDA)	
	2016	2017
April	-34	229
May	1,213	2,288
June	3,105	3,979
July	5,936	6,043
August	7,423	7,919
September	9,267	10,306
October	11,655	
November	14,063	
December	16,388	
January	17,522	
February	21,044	
March	23,113	
April	24,452	
May	24,466	
June	24,465	

### QUALITY

	Quantity	Base Number	Contract	AT	Region	England
% of FP17s for the same patient ID Re-attending within 3 months - Children	155	2,488	6.2%	10.3%	11.8%	12.4%
% of FP17s for the same patient ID Re-attending within 3 months - Adults	727	5,966	12.2%	15.1%	16.6%	16.7%
% of FP17s for the same patient ID Re-attending between 3 & 9 months - Children	1,480	2,488	59.5%	60.7%	60.2%	57.4%
% of FP17s for the same patient ID Re-attending between 3 & 9 months - Adults	3,277	5,966	54.9%	52.7%	52.0%	50.5%
% of FP17s for Band 1 Urgent Courses	273	6,871	4.0%	9.6%	9.4%	9.1%
% of FP17s Relating to Free Repair or Replacements	33	6,871	0.5%	0.7%	0.7%	0.8%
% of FP17s Relating to Continuations	57	6,871	0.8%	1.3%	1.2%	1.3%
% of Patients satisfied with the dentistry they have received	24	26	92.3%	91.6%	93.6%	93.2%
% of Patients satisfied with the time they had to wait for an appointment	22	26	84.6%	87.7%	89.1%	89.0%

\* This is based on patients treated on this contract for their most recent course of treatment. Figures in italics indicate the base number of FP17s or Patient Questionnaire responses are less than 100. N/A is shown where the base number of responses is less than 10 during the period. % is calculated as Quantity/Base number\*100

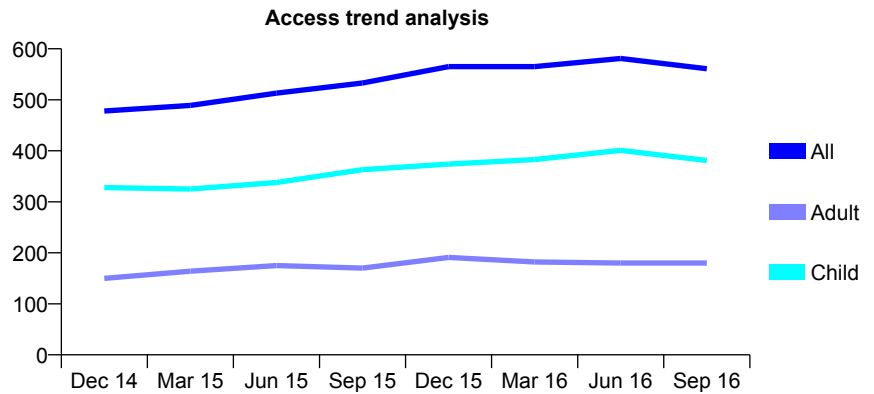
## Q70 - Vital Signs At a Glance Contract Report for 134074/0001 - September 2016

Name or company name	Dr Pawel Kiersz and Dr Ewelina Kiersz
Contract type name	GDS Contract
Purpose of contract	General
Contract start date	30/04/2010
Contract end date	

16/17 Contracted general activity (UDA)	1,389
Carry forward general activity (UDA)	-27
16/17 Contracted orthodontic activity (UOA)	0
Carry forward orthodontic activity (UOA)	0
Baseline contract value	£28,861.12

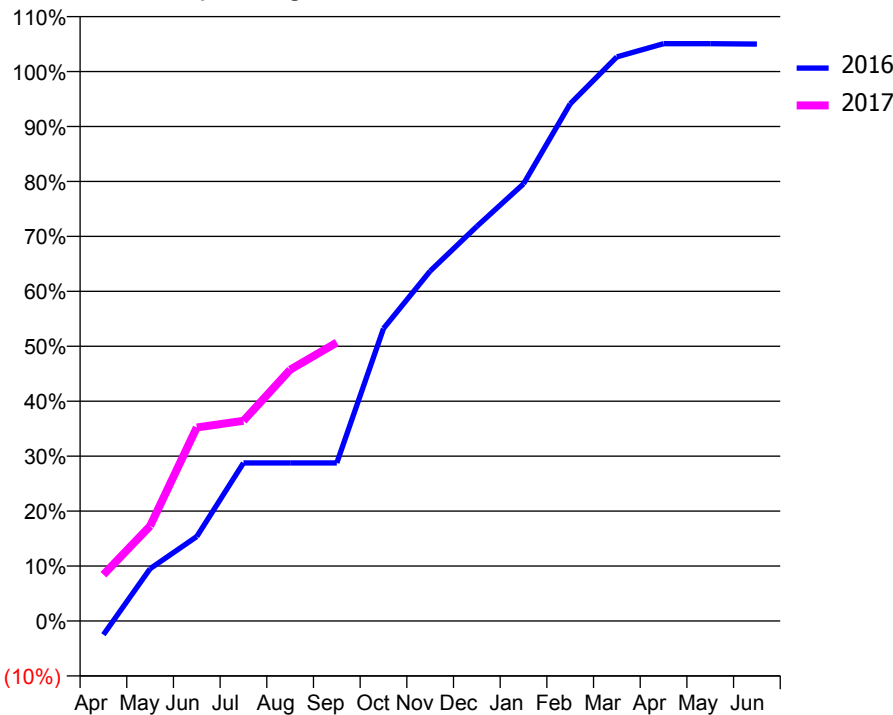
### ACCESS\*

Patients seen in 24 months	Total	Change since previous quarter
Quarter ending September 2015	533	
Quarter ending December 2015	565	↑
Quarter ending March 2016	565	→
Quarter ending June 2016	581	↑
Quarter ending September 2016	561	↓
<b>Variance since September 2015</b>	<b>5.3%</b>	<b>↑</b>



### ACTIVITY

Cumulative percentage of contracted UDA delivered 2016 & 2017



Month	Adjusted Scheduled Activity (UDA)	
	2016	2017
April	-35	117
May	132	240
June	214	489
July	400	506
August	400	635
September	400	704
October	739	
November	885	
December	998	
January	1,105	
February	1,307	
March	1,426	
April	1,459	
May	1,459	
June	1,458	

### QUALITY

	Quantity	Base Number	Contract	AT	Region	England
% of FP17s for the same patient ID Re-attending within 3 months - Children	14	246	5.7%	10.3%	11.8%	12.4%
% of FP17s for the same patient ID Re-attending within 3 months - Adults	23	105	21.9%	15.1%	16.6%	16.7%
% of FP17s for the same patient ID Re-attending between 3 & 9 months - Children	144	246	58.5%	60.7%	60.2%	57.4%
% of FP17s for the same patient ID Re-attending between 3 & 9 months - Adults	49	105	46.7%	52.7%	52.0%	50.5%
% of FP17s for Band 1 Urgent Courses	9	334	2.7%	9.6%	9.4%	9.1%
% of FP17s Relating to Free Repair or Replacements	1	334	0.3%	0.7%	0.7%	0.8%
% of FP17s Relating to Continuations	6	334	1.8%	1.3%	1.2%	1.3%
% of Patients satisfied with the dentistry they have received	1	1	N/A	91.6%	93.6%	93.2%
% of Patients satisfied with the time they had to wait for an appointment	1	1	N/A	87.7%	89.1%	89.0%

\* This is based on patients treated on this contract for their most recent course of treatment. Figures in italics indicate the base number of FP17s or Patient Questionnaire responses are less than 100. N/A is shown where the base number of responses is less than 10 during the period. % is calculated as Quantity/Base number\*100



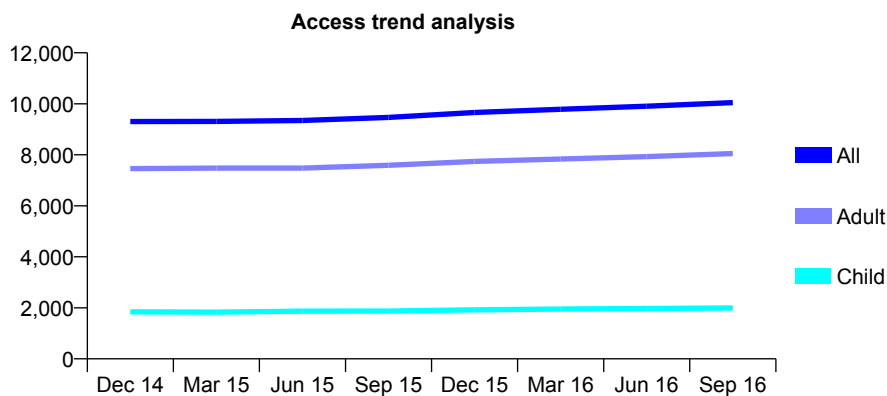
## Q70 - Vital Signs At a Glance Contract Report for 136042/0001 - September 2016

Name or company name	Mr M Shahi
Contract type name	PDS Contract
Purpose of contract	General
Contract start date	01/04/2006
Contract end date	

16/17 Contracted general activity (UDA)	28,500
Carry forward general activity (UDA)	0
16/17 Contracted orthodontic activity (UOA)	0
Carry forward orthodontic activity (UOA)	0
Baseline contract value	£895,696.74

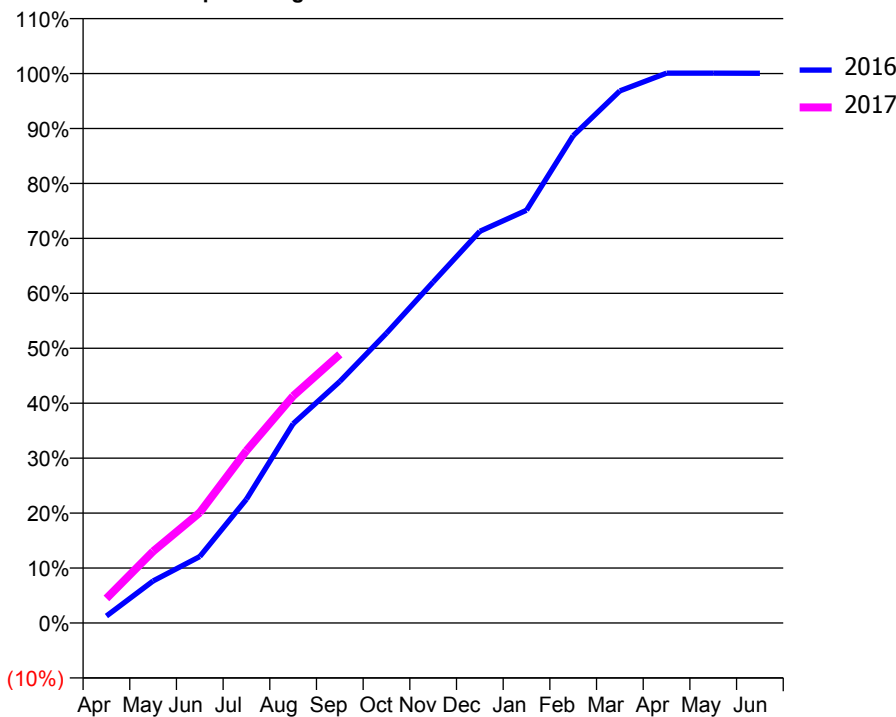
### ACCESS\*

Patients seen in 24 months	Total	Change since previous quarter
Quarter ending September 2015	9,468	
Quarter ending December 2015	9,660	↑
Quarter ending March 2016	9,785	→
Quarter ending June 2016	9,906	→
Quarter ending September 2016	10,048	→
<b>Variance since September 2015</b>	<b>6.1%</b>	<b>↑</b>



### ACTIVITY

Cumulative percentage of contracted UDA delivered 2016 & 2017



Adjusted Scheduled Activity (UDA)

Month	2016	2017
April	363	1,276
May	2,183	3,718
June	3,447	5,731
July	6,423	8,936
August	10,337	11,776
September	12,527	13,929
October	15,032	
November	17,690	
December	20,317	
January	21,412	
February	25,272	
March	27,601	
April	28,518	
May	28,518	
June	28,515	

### QUALITY

	Quantity	Base Number	Contract	AT	Region	England
% of FP17s for the same patient ID Re-attending within 3 months - Children	33	1,349	2.4%	10.3%	11.8%	12.4%
% of FP17s for the same patient ID Re-attending within 3 months - Adults	260	5,303	4.9%	15.1%	16.6%	16.7%
% of FP17s for the same patient ID Re-attending between 3 & 9 months - Children	606	1,349	44.9%	60.7%	60.2%	57.4%
% of FP17s for the same patient ID Re-attending between 3 & 9 months - Adults	2,640	5,303	49.8%	52.7%	52.0%	50.5%
% of FP17s for Band 1 Urgent Courses	125	6,266	2.0%	9.6%	9.4%	9.1%
% of FP17s Relating to Free Repair or Replacements	5	6,266	0.1%	0.7%	0.7%	0.8%
% of FP17s Relating to Continuations	24	6,266	0.4%	1.3%	1.2%	1.3%
% of Patients satisfied with the dentistry they have received	11	11	100.0%	91.6%	93.6%	93.2%
% of Patients satisfied with the time they had to wait for an appointment	11	11	100.0%	87.7%	89.1%	89.0%

\* This is based on patients treated on this contract for their most recent course of treatment. Figures in italics indicate the base number of FP17s or Patient Questionnaire responses are less than 100. N/A is shown where the base number of responses is less than 10 during the period. % is calculated as Quantity/Base number\*100

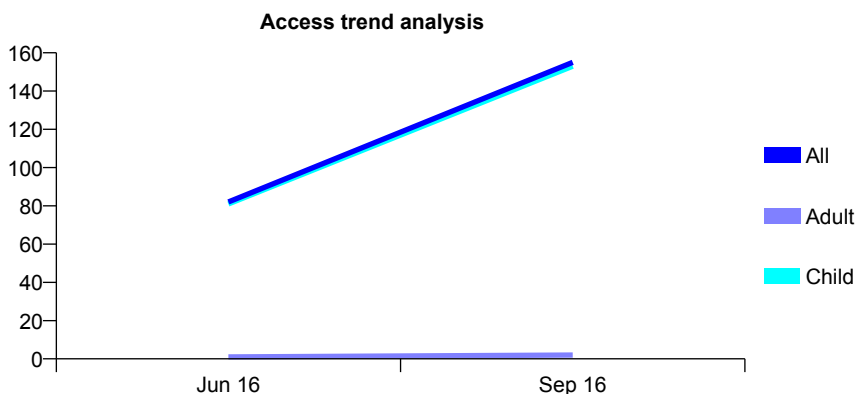
## Q70 - Vital Signs At a Glance Contract Report for 136514/0001 - September 2016

Name or company name	Parkstone Dental Practice
Contract type name	GDS Contract
Purpose of contract	General
Contract start date	01/04/2016
Contract end date	

16/17 Contracted general activity (UDA)	350
Carry forward general activity (UDA)	0
16/17 Contracted orthodontic activity (UOA)	0
Carry forward orthodontic activity (UOA)	0
Baseline contract value	£9,214.35

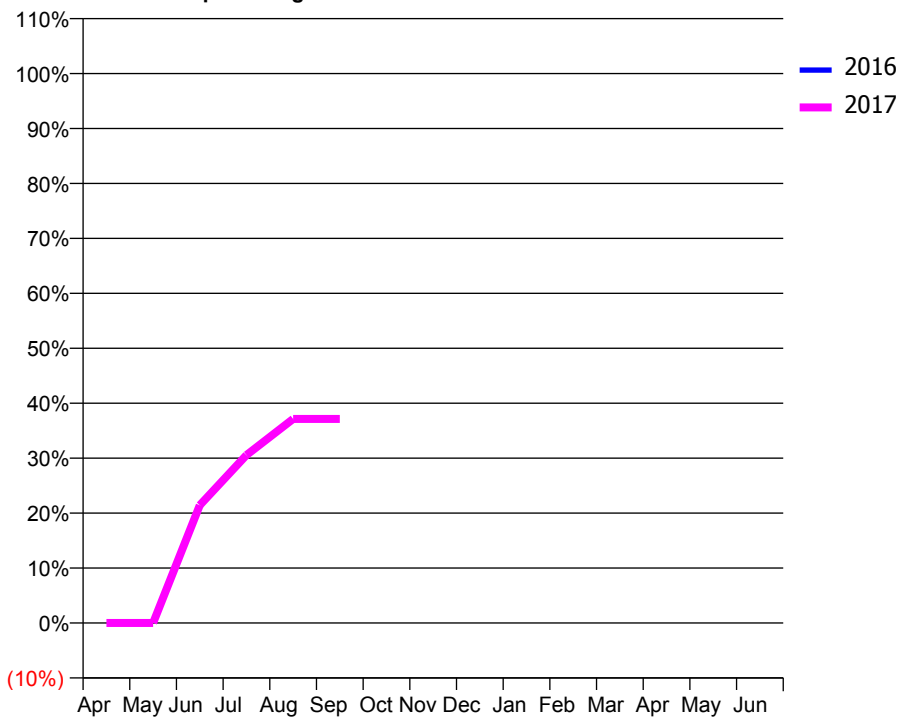
### ACCESS\*

Patients seen in 24 months	Total	Change since previous quarter
Quarter ending September 2015	0	
Quarter ending December 2015	0	
Quarter ending March 2016	0	
Quarter ending June 2016	82	↑
Quarter ending September 2016	155	↑
<b>Variance since September 2015</b>	N/A	



### ACTIVITY

Cumulative percentage of contracted UDA delivered 2016 & 2017



Month	Adjusted Scheduled Activity (UDA)	
	2016	2017
April	0	0
May	0	0
June	0	75
July	0	107
August	0	130
September	0	130
October	0	
November	0	
December	0	
January	0	
February	0	
March	0	
April	0	
May	0	
June	0	

### QUALITY

	Quantity	Base Number	Contract	AT	Region	England
% of FP17s for the same patient ID Re-attending within 3 months - Children	3	110	2.7%	10.3%	11.8%	12.4%
% of FP17s for the same patient ID Re-attending within 3 months - Adults	0	0	N/A	15.1%	16.6%	16.7%
% of FP17s for the same patient ID Re-attending between 3 & 9 months - Children	1	110	0.9%	60.7%	60.2%	57.4%
% of FP17s for the same patient ID Re-attending between 3 & 9 months - Adults	0	0	N/A	52.7%	52.0%	50.5%
% of FP17s for Band 1 Urgent Courses	0	110	0.0%	9.6%	9.4%	9.1%
% of FP17s Relating to Free Repair or Replacements	0	110	0.0%	0.7%	0.7%	0.8%
% of FP17s Relating to Continuations	0	110	0.0%	1.3%	1.2%	1.3%
% of Patients satisfied with the dentistry they have received	0	0	N/A	91.6%	93.6%	93.2%
% of Patients satisfied with the time they had to wait for an appointment	0	0	N/A	87.7%	89.1%	89.0%

\* This is based on patients treated on this contract for their most recent course of treatment. Figures in italics indicate the base number of FP17s or Patient Questionnaire responses are less than 100. N/A is shown where the base number of responses is less than 10 during the period. % is calculated as Quantity/Base number\*100

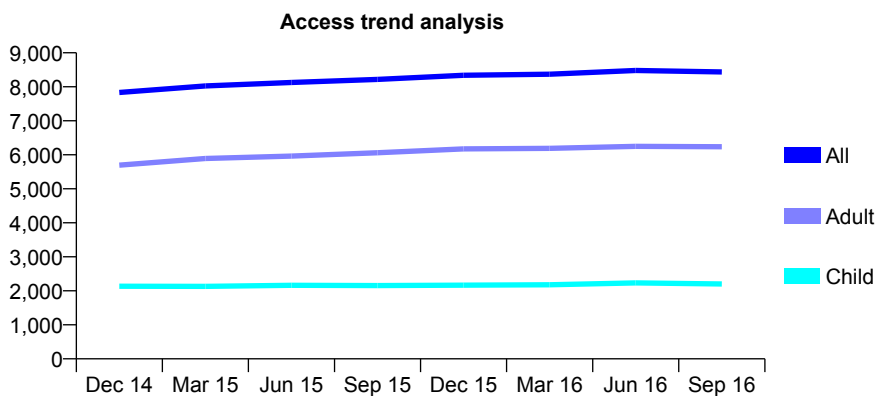
## Q70 - Vital Signs At a Glance Contract Report for 137588/0001 - September 2016

Name or company name	Damira Dental Studios Ltd
Contract type name	GDS Contract
Purpose of contract	General
Contract start date	01/08/2011
Contract end date	

16/17 Contracted general activity (UDA)	20,000
Carry forward general activity (UDA)	0
16/17 Contracted orthodontic activity (UOA)	0
Carry forward orthodontic activity (UOA)	0
Baseline contract value	£518,241.59

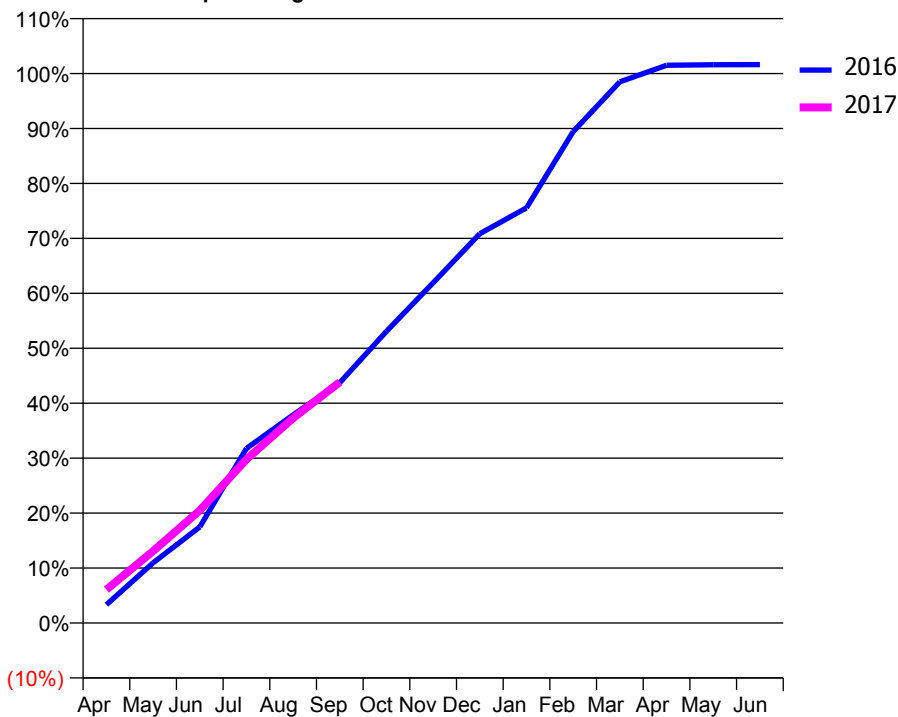
### ACCESS\*

Patients seen in 24 months	Total	Change since previous quarter
Quarter ending September 2015	8,218	
Quarter ending December 2015	8,341	→
Quarter ending March 2016	8,372	→
Quarter ending June 2016	8,480	→
Quarter ending September 2016	8,439	→
<b>Variance since September 2015</b>	<b>2.7%</b>	<b>↑</b>



### ACTIVITY

Cumulative percentage of contracted UDA delivered 2016 & 2017



Adjusted Scheduled Activity (UDA)

Month	2016	2017
April	667	1,216
May	2,193	2,619
June	3,495	4,097
July	6,355	5,959
August	7,575	7,456
September	8,748	8,770
October	10,616	
November	12,384	
December	14,171	
January	15,112	
February	17,887	
March	19,695	
April	20,299	
May	20,320	
June	20,322	

### QUALITY

	Quantity	Base Number	Contract	AT	Region	England
% of FP17s for the same patient ID Re-attending within 3 months - Children	47	1,527	3.1%	10.3%	11.8%	12.4%
% of FP17s for the same patient ID Re-attending within 3 months - Adults	313	4,012	7.8%	15.1%	16.6%	16.7%
% of FP17s for the same patient ID Re-attending between 3 & 9 months - Children	998	1,527	65.4%	60.7%	60.2%	57.4%
% of FP17s for the same patient ID Re-attending between 3 & 9 months - Adults	2,578	4,012	64.3%	52.7%	52.0%	50.5%
% of FP17s for Band 1 Urgent Courses	184	5,192	3.5%	9.6%	9.4%	9.1%
% of FP17s Relating to Free Repair or Replacements	21	5,192	0.4%	0.7%	0.7%	0.8%
% of FP17s Relating to Continuations	5	5,192	0.1%	1.3%	1.2%	1.3%
% of Patients satisfied with the dentistry they have received	4	4	N/A	91.6%	93.6%	93.2%
% of Patients satisfied with the time they had to wait for an appointment	3	4	N/A	87.7%	89.1%	89.0%

\* This is based on patients treated on this contract for their most recent course of treatment. Figures in italics indicate the base number of FP17s or Patient Questionnaire responses are less than 100. N/A is shown where the base number of responses is less than 10 during the period. % is calculated as Quantity/Base number\*100

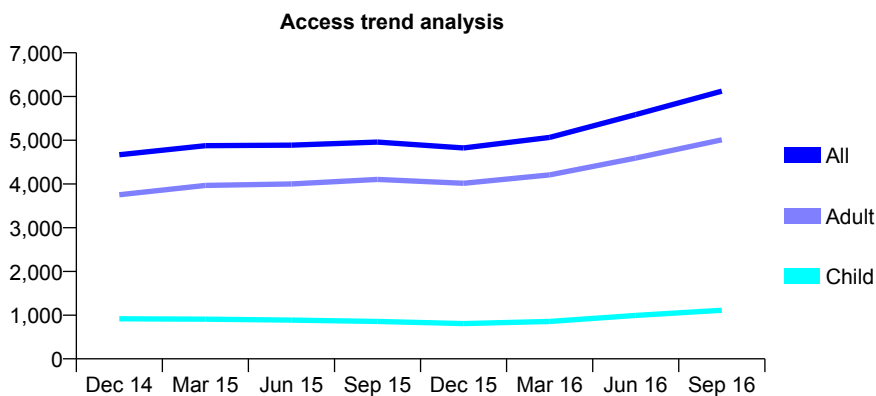
## Q70 - Vital Signs At a Glance Contract Report for 137588/0002 - September 2016

Name or company name	Damira Dental Studios Ltd
Contract type name	GDS Contract
Purpose of contract	General
Contract start date	20/03/2013
Contract end date	

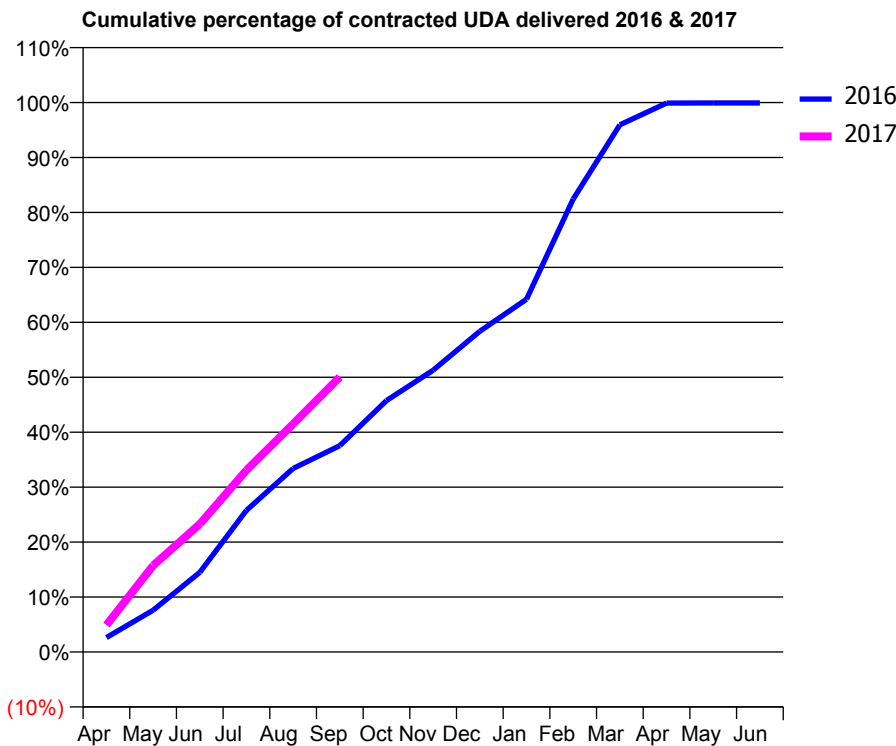
16/17 Contracted general activity (UDA)	23,402
Carry forward general activity (UDA)	13
16/17 Contracted orthodontic activity (UOA)	0
Carry forward orthodontic activity (UOA)	0
Baseline contract value	£659,956.45

### ACCESS\*

Patients seen in 24 months	Total	Change since previous quarter
Quarter ending September 2015	4,959	
Quarter ending December 2015	4,823	↓
Quarter ending March 2016	5,065	↑
Quarter ending June 2016	5,585	↑
Quarter ending September 2016	6,122	↑
<b>Variance since September 2015</b>	<b>23.5%</b>	<b>↑</b>



### ACTIVITY



Month	Adjusted Scheduled Activity (UDA)	
	2016	2017
April	471	1,151
May	1,355	3,683
June	2,579	5,451
July	4,591	7,741
August	5,947	9,716
September	6,683	11,712
October	8,144	
November	9,129	
December	10,390	
January	11,427	
February	14,672	
March	17,077	
April	17,781	
May	17,788	
June	17,788	

### QUALITY

	Quantity	Base Number	Contract	AT	Region	England
% of FP17s for the same patient ID Re-attending within 3 months - Children	103	876	11.8%	10.3%	11.8%	12.4%
% of FP17s for the same patient ID Re-attending within 3 months - Adults	882	3,874	22.8%	15.1%	16.6%	16.7%
% of FP17s for the same patient ID Re-attending between 3 & 9 months - Children	249	876	28.4%	60.7%	60.2%	57.4%
% of FP17s for the same patient ID Re-attending between 3 & 9 months - Adults	896	3,874	23.1%	52.7%	52.0%	50.5%
% of FP17s for Band 1 Urgent Courses	1,498	4,488	33.4%	9.6%	9.4%	9.1%
% of FP17s Relating to Free Repair or Replacements	85	4,488	1.9%	0.7%	0.7%	0.8%
% of FP17s Relating to Continuations	24	4,488	0.5%	1.3%	1.2%	1.3%
% of Patients satisfied with the dentistry they have received	18	23	78.3%	91.6%	93.6%	93.2%
% of Patients satisfied with the time they had to wait for an appointment	13	23	56.5%	87.7%	89.1%	89.0%

\* This is based on patients treated on this contract for their most recent course of treatment. Figures in italics indicate the base number of FP17s or Patient Questionnaire responses are less than 100. N/A is shown where the base number of responses is less than 10 during the period. % is calculated as Quantity/Base number\*100

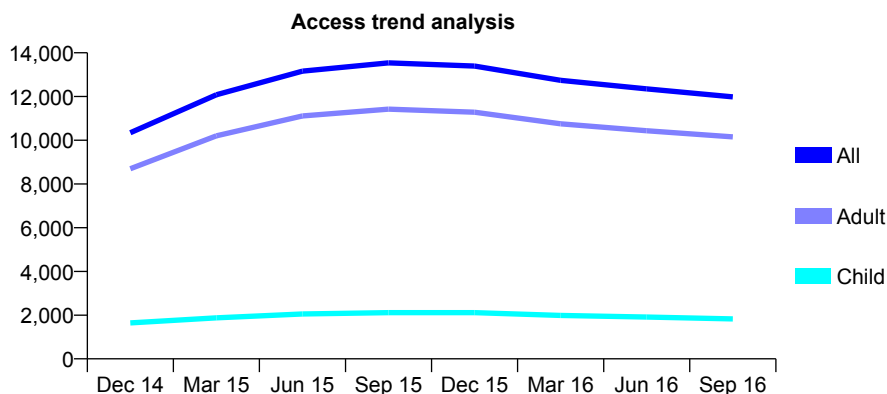
## Q70 - Vital Signs At a Glance Contract Report for 137588/0003 - September 2016

Name or company name	Damira Dental Studios Ltd
Contract type name	GDS Contract
Purpose of contract	General
Contract start date	01/04/2013
Contract end date	

16/17 Contracted general activity (UDA)	30,000
Carry forward general activity (UDA)	11
16/17 Contracted orthodontic activity (UOA)	0
Carry forward orthodontic activity (UOA)	0
Baseline contract value	£796,279.07

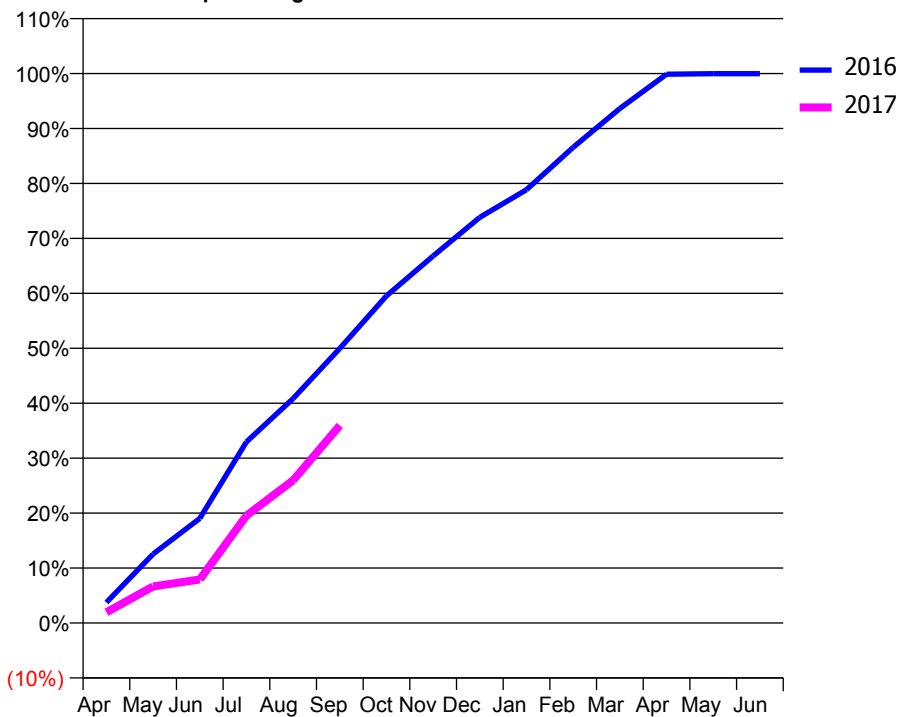
### ACCESS\*

Patients seen in 24 months	Total	Change since previous quarter
Quarter ending September 2015	13,538	
Quarter ending December 2015	13,395	↓
Quarter ending March 2016	12,742	↓
Quarter ending June 2016	12,348	↓
Quarter ending September 2016	11,982	↓
<b>Variance since September 2015</b>	<b>(11.5%)</b>	<b>↓</b>



### ACTIVITY

Cumulative percentage of contracted UDA delivered 2016 & 2017



Month	Adjusted Scheduled Activity (UDA)	
	2016	2017
April	1,122	585
May	3,770	1,997
June	5,712	2,378
July	9,893	5,862
August	12,258	7,791
September	14,992	10,784
October	17,864	
November	20,041	
December	22,151	
January	23,660	
February	25,973	
March	28,088	
April	29,962	
May	29,987	
June	29,988	

### QUALITY

	Quantity	Base Number	Contract	AT	Region	England
% of FP17s for the same patient ID Re-attending within 3 months - Children	129	1,127	11.4%	10.3%	11.8%	12.4%
% of FP17s for the same patient ID Re-attending within 3 months - Adults	916	5,650	16.2%	15.1%	16.6%	16.7%
% of FP17s for the same patient ID Re-attending between 3 & 9 months - Children	301	1,127	26.7%	60.7%	60.2%	57.4%
% of FP17s for the same patient ID Re-attending between 3 & 9 months - Adults	1,027	5,650	18.2%	52.7%	52.0%	50.5%
% of FP17s for Band 1 Urgent Courses	3,588	5,817	61.7%	9.6%	9.4%	9.1%
% of FP17s Relating to Free Repair or Replacements	18	5,817	0.3%	0.7%	0.7%	0.8%
% of FP17s Relating to Continuations	26	5,817	0.4%	1.3%	1.2%	1.3%
% of Patients satisfied with the dentistry they have received	5	6	N/A	91.6%	93.6%	93.2%
% of Patients satisfied with the time they had to wait for an appointment	4	6	N/A	87.7%	89.1%	89.0%

\* This is based on patients treated on this contract for their most recent course of treatment. Figures in italics indicate the base number of FP17s or Patient Questionnaire responses are less than 100. N/A is shown where the base number of responses is less than 10 during the period. % is calculated as Quantity/Base number\*100

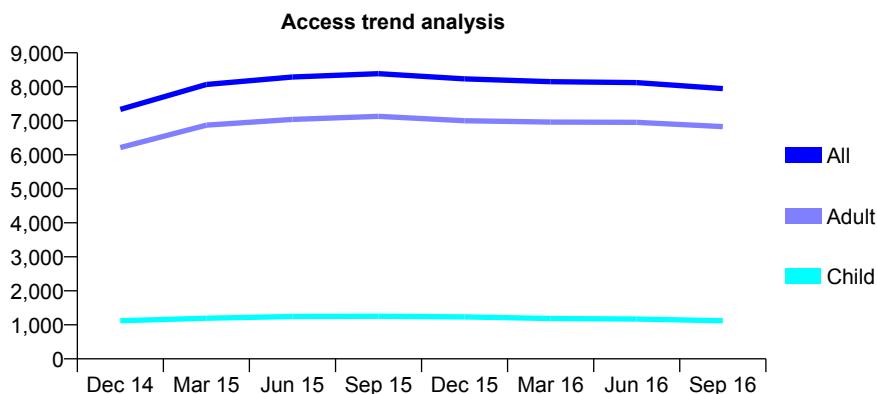
## Q70 - Vital Signs At a Glance Contract Report for 137588/0004 - September 2016

Name or company name	Damira Dental Studios Ltd
Contract type name	GDS Contract
Purpose of contract	General
Contract start date	01/04/2013
Contract end date	

16/17 Contracted general activity (UDA)	20,000
Carry forward general activity (UDA)	0
16/17 Contracted orthodontic activity (UOA)	0
Carry forward orthodontic activity (UOA)	0
Baseline contract value	£555,943.79

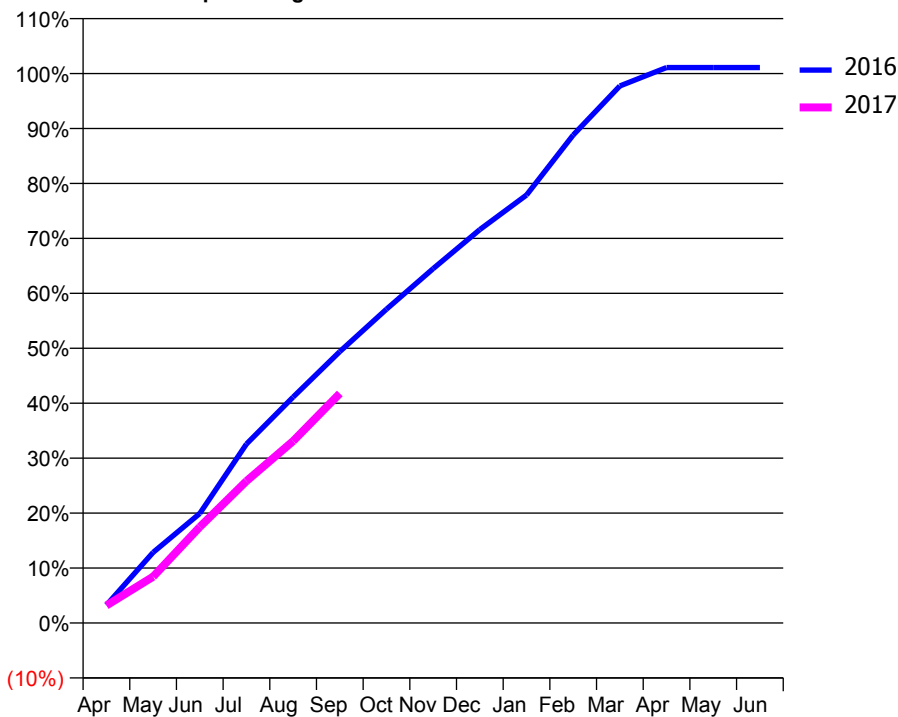
### ACCESS\*

Patients seen in 24 months	Total	Change since previous quarter
Quarter ending September 2015	8,386	
Quarter ending December 2015	8,235	↓
Quarter ending March 2016	8,150	↓
Quarter ending June 2016	8,124	→
Quarter ending September 2016	7,949	↓
<b>Variance since September 2015</b>	<b>(5.2%)</b>	<b>↓</b>



### ACTIVITY

Cumulative percentage of contracted UDA delivered 2016 & 2017



Month	Adjusted Scheduled Activity (UDA)	
	2016	2017
April	652	636
May	2,569	1,688
June	3,988	3,496
July	6,516	5,169
August	8,222	6,624
September	9,879	8,357
October	11,423	
November	12,898	
December	14,322	
January	15,577	
February	17,759	
March	19,547	
April	20,215	
May	20,214	
June	20,218	

### QUALITY

	Quantity	Base Number	Contract	AT	Region	England
% of FP17s for the same patient ID Re-attending within 3 months - Children	63	781	8.1%	10.3%	11.8%	12.4%
% of FP17s for the same patient ID Re-attending within 3 months - Adults	622	4,494	13.8%	15.1%	16.6%	16.7%
% of FP17s for the same patient ID Re-attending between 3 & 9 months - Children	261	781	33.4%	60.7%	60.2%	57.4%
% of FP17s for the same patient ID Re-attending between 3 & 9 months - Adults	1,252	4,494	27.9%	52.7%	52.0%	50.5%
% of FP17s for Band 1 Urgent Courses	2,674	4,854	55.1%	9.6%	9.4%	9.1%
% of FP17s Relating to Free Repair or Replacements	48	4,854	1.0%	0.7%	0.7%	0.8%
% of FP17s Relating to Continuations	9	4,854	0.2%	1.3%	1.2%	1.3%
% of Patients satisfied with the dentistry they have received	8	11	72.7%	91.6%	93.6%	93.2%
% of Patients satisfied with the time they had to wait for an appointment	8	11	72.7%	87.7%	89.1%	89.0%

\* This is based on patients treated on this contract for their most recent course of treatment. Figures in italics indicate the base number of FP17s or Patient Questionnaire responses are less than 100. N/A is shown where the base number of responses is less than 10 during the period. % is calculated as Quantity/Base number\*100

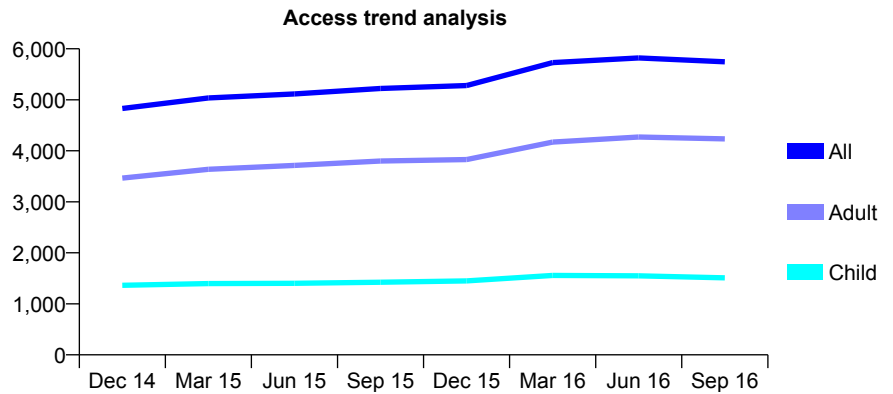
## Q70 - Vital Signs At a Glance Contract Report for 137588/0005 - September 2016

Name or company name	Damira Dental Studios Ltd
Contract type name	GDS Contract
Purpose of contract	General
Contract start date	01/04/2013
Contract end date	

16/17 Contracted general activity (UDA)	20,000
Carry forward general activity (UDA)	820
16/17 Contracted orthodontic activity (UOA)	0
Carry forward orthodontic activity (UOA)	0
Baseline contract value	£541,491.39

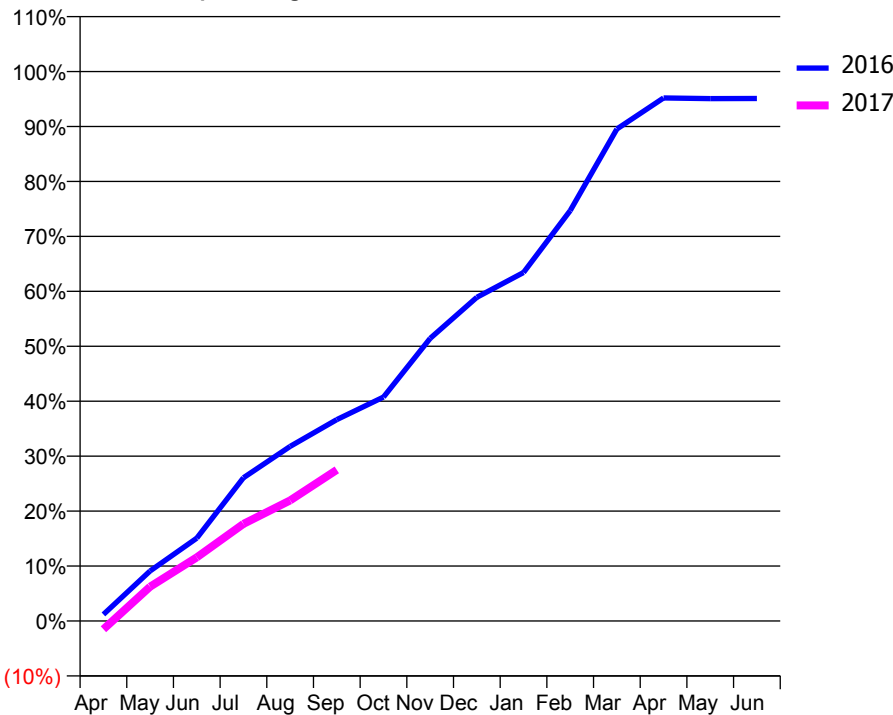
### ACCESS\*

Patients seen in 24 months	Total	Change since previous quarter
Quarter ending September 2015	5,222	
Quarter ending December 2015	5,280	→
Quarter ending March 2016	5,729	↑
Quarter ending June 2016	5,820	→
Quarter ending September 2016	5,744	↓
<b>Variance since September 2015</b>	<b>10.0%</b>	<b>↑</b>



### ACTIVITY

Cumulative percentage of contracted UDA delivered 2016 & 2017



Month	Adjusted Scheduled Activity (UDA)	
	2016	2017
April	199	-302
May	1,518	1,250
June	2,513	2,318
July	4,347	3,534
August	5,297	4,388
September	6,108	5,503
October	6,791	
November	8,571	
December	9,817	
January	10,571	
February	12,448	
March	14,921	
April	15,865	
May	15,845	
June	15,847	

### QUALITY

	Quantity	Base Number	Contract	AT	Region	England
% of FP17s for the same patient ID Re-attending within 3 months - Children	63	764	8.2%	10.3%	11.8%	12.4%
% of FP17s for the same patient ID Re-attending within 3 months - Adults	424	2,538	16.7%	15.1%	16.6%	16.7%
% of FP17s for the same patient ID Re-attending between 3 & 9 months - Children	388	764	50.8%	60.7%	60.2%	57.4%
% of FP17s for the same patient ID Re-attending between 3 & 9 months - Adults	979	2,538	38.6%	52.7%	52.0%	50.5%
% of FP17s for Band 1 Urgent Courses	719	2,895	24.8%	9.6%	9.4%	9.1%
% of FP17s Relating to Free Repair or Replacements	49	2,895	1.7%	0.7%	0.7%	0.8%
% of FP17s Relating to Continuations	22	2,895	0.8%	1.3%	1.2%	1.3%
% of Patients satisfied with the dentistry they have received	1	1	N/A	91.6%	93.6%	93.2%
% of Patients satisfied with the time they had to wait for an appointment	1	1	N/A	87.7%	89.1%	89.0%

\* This is based on patients treated on this contract for their most recent course of treatment. Figures in italics indicate the base number of FP17s or Patient Questionnaire responses are less than 100. N/A is shown where the base number of responses is less than 10 during the period. % is calculated as Quantity/Base number\*100



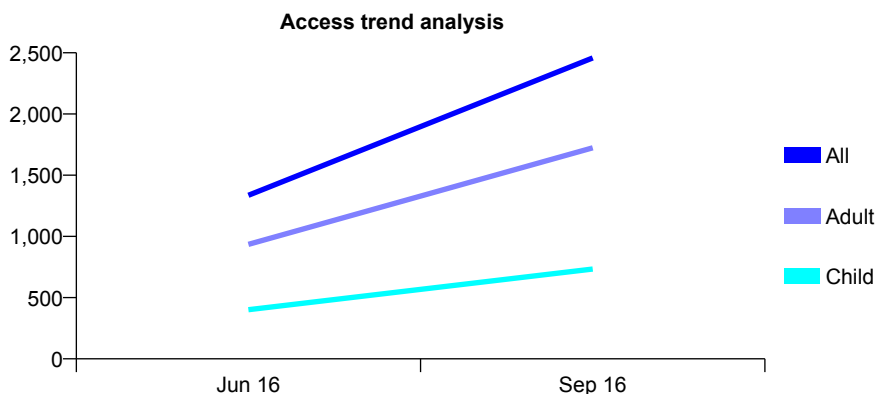
## Q70 - Vital Signs At a Glance Contract Report for 137588/0009 - September 2016

Name or company name	Damira Dental Studios Ltd
Contract type name	GDS Contract
Purpose of contract	General
Contract start date	01/04/2016
Contract end date	

16/17 Contracted general activity (UDA)	15,722
Carry forward general activity (UDA)	0
16/17 Contracted orthodontic activity (UOA)	0
Carry forward orthodontic activity (UOA)	0
Baseline contract value	£414,183.60

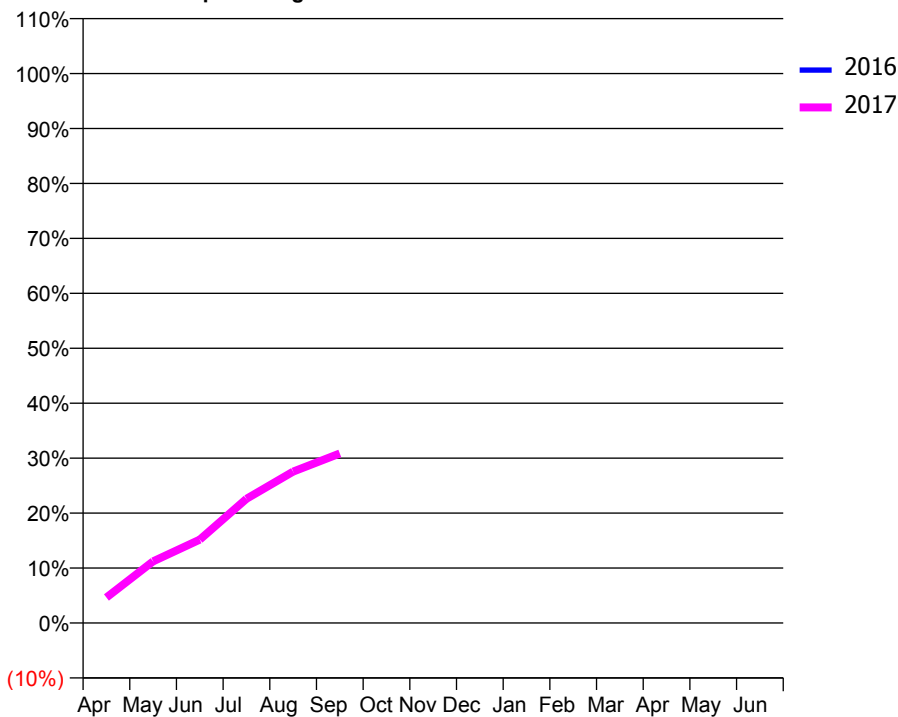
### ACCESS\*

Patients seen in 24 months	Total	Change since previous quarter
Quarter ending September 2015	0	
Quarter ending December 2015	0	
Quarter ending March 2016	0	
Quarter ending June 2016	1,336	↑
Quarter ending September 2016	2,458	↑
<b>Variance since September 2015</b>	N/A	



### ACTIVITY

Cumulative percentage of contracted UDA delivered 2016 & 2017



Month	Adjusted Scheduled Activity (UDA)	
	2016	2017
April	0	730
May	0	1,764
June	0	2,385
July	0	3,556
August	0	4,330
September	0	4,851
October	0	
November	0	
December	0	
January	0	
February	0	
March	0	
April	0	
May	0	
June	0	

### QUALITY

	Quantity	Base Number	Contract	AT	Region	England
% of FP17s for the same patient ID Re-attending within 3 months - Children	30	637	4.7%	10.3%	11.8%	12.4%
% of FP17s for the same patient ID Re-attending within 3 months - Adults	99	1,589	6.2%	15.1%	16.6%	16.7%
% of FP17s for the same patient ID Re-attending between 3 & 9 months - Children	14	637	2.2%	60.7%	60.2%	57.4%
% of FP17s for the same patient ID Re-attending between 3 & 9 months - Adults	29	1,589	1.8%	52.7%	52.0%	50.5%
% of FP17s for Band 1 Urgent Courses	185	2,226	8.3%	9.6%	9.4%	9.1%
% of FP17s Relating to Free Repair or Replacements	43	2,226	1.9%	0.7%	0.7%	0.8%
% of FP17s Relating to Continuations	11	2,226	0.5%	1.3%	1.2%	1.3%
% of Patients satisfied with the dentistry they have received	0	0	N/A	91.6%	93.6%	93.2%
% of Patients satisfied with the time they had to wait for an appointment	0	0	N/A	87.7%	89.1%	89.0%

\* This is based on patients treated on this contract for their most recent course of treatment. Figures in italics indicate the base number of FP17s or Patient Questionnaire responses are less than 100. N/A is shown where the base number of responses is less than 10 during the period. % is calculated as Quantity/Base number\*100

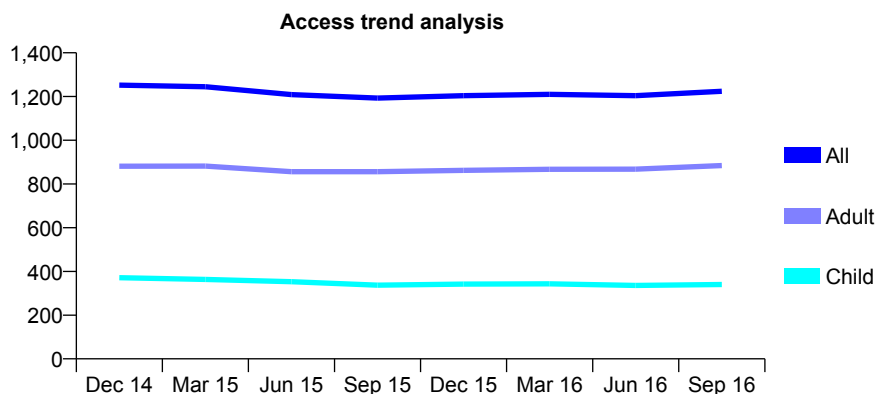
## Q70 - Vital Signs At a Glance Contract Report for 138274/0001 - September 2016

Name or company name	Hamid Alavi
Contract type name	GDS Contract
Purpose of contract	General
Contract start date	11/10/2012
Contract end date	

16/17 Contracted general activity (UDA)	4,563
Carry forward general activity (UDA)	99
16/17 Contracted orthodontic activity (UOA)	0
Carry forward orthodontic activity (UOA)	0
Baseline contract value	£119,903.17

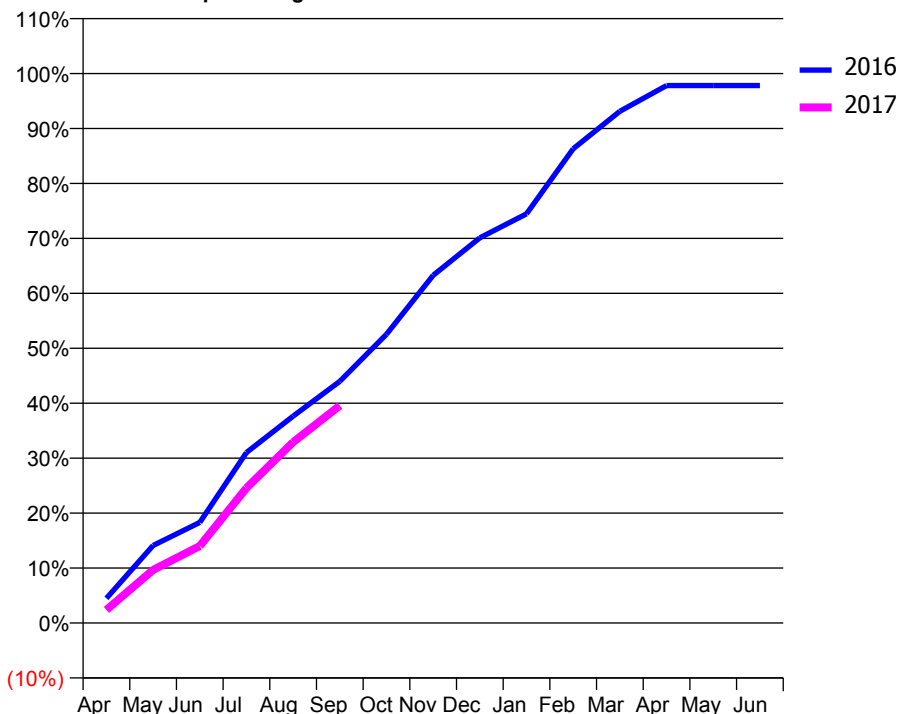
### ACCESS\*

Patients seen in 24 months	Total	Change since previous quarter
Quarter ending September 2015	1,193	
Quarter ending December 2015	1,204	→
Quarter ending March 2016	1,210	→
Quarter ending June 2016	1,204	→
Quarter ending September 2016	1,224	→
<b>Variance since September 2015</b>	<b>2.6%</b>	<b>↑</b>



### ACTIVITY

Cumulative percentage of contracted UDA delivered 2016 & 2017



Month	Adjusted Scheduled Activity (UDA)	
	2016	2017
April	205	109
May	644	441
June	835	639
July	1,416	1,121
August	1,718	1,502
September	2,007	1,806
October	2,397	
November	2,888	
December	3,198	
January	3,398	
February	3,938	
March	4,249	
April	4,463	
May	4,463	
June	4,463	

### QUALITY

	Quantity	Base Number	Contract	AT	Region	England
% of FP17s for the same patient ID Re-attending within 3 months - Children	19	270	7.0%	10.3%	11.8%	12.4%
% of FP17s for the same patient ID Re-attending within 3 months - Adults	100	671	14.9%	15.1%	16.6%	16.7%
% of FP17s for the same patient ID Re-attending between 3 & 9 months - Children	183	270	67.8%	60.7%	60.2%	57.4%
% of FP17s for the same patient ID Re-attending between 3 & 9 months - Adults	424	671	63.2%	52.7%	52.0%	50.5%
% of FP17s for Band 1 Urgent Courses	29	852	3.4%	9.6%	9.4%	9.1%
% of FP17s Relating to Free Repair or Replacements	17	852	2.0%	0.7%	0.7%	0.8%
% of FP17s Relating to Continuations	12	852	1.4%	1.3%	1.2%	1.3%
% of Patients satisfied with the dentistry they have received	0	0	N/A	91.6%	93.6%	93.2%
% of Patients satisfied with the time they had to wait for an appointment	0	0	N/A	87.7%	89.1%	89.0%

\* This is based on patients treated on this contract for their most recent course of treatment. Figures in italics indicate the base number of FP17s or Patient Questionnaire responses are less than 100. N/A is shown where the base number of responses is less than 10 during the period. % is calculated as Quantity/Base number\*100

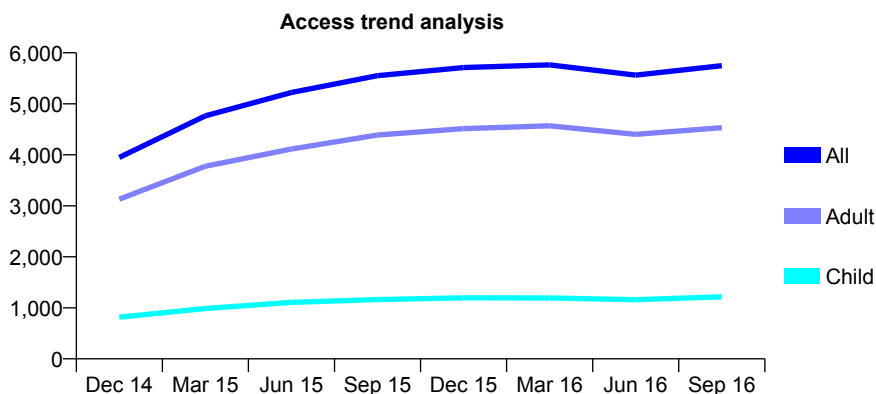
## Q70 - Vital Signs At a Glance Contract Report for 138622/0001 - September 2016

Name or company name	Weymouth and Bridges Dental Practice Pa
Contract type name	GDS Contract
Purpose of contract	General
Contract start date	01/04/2006
Contract end date	

16/17 Contracted general activity (UDA)	19,139
Carry forward general activity (UDA)	0
16/17 Contracted orthodontic activity (UOA)	0
Carry forward orthodontic activity (UOA)	0
Baseline contract value	£458,202.49

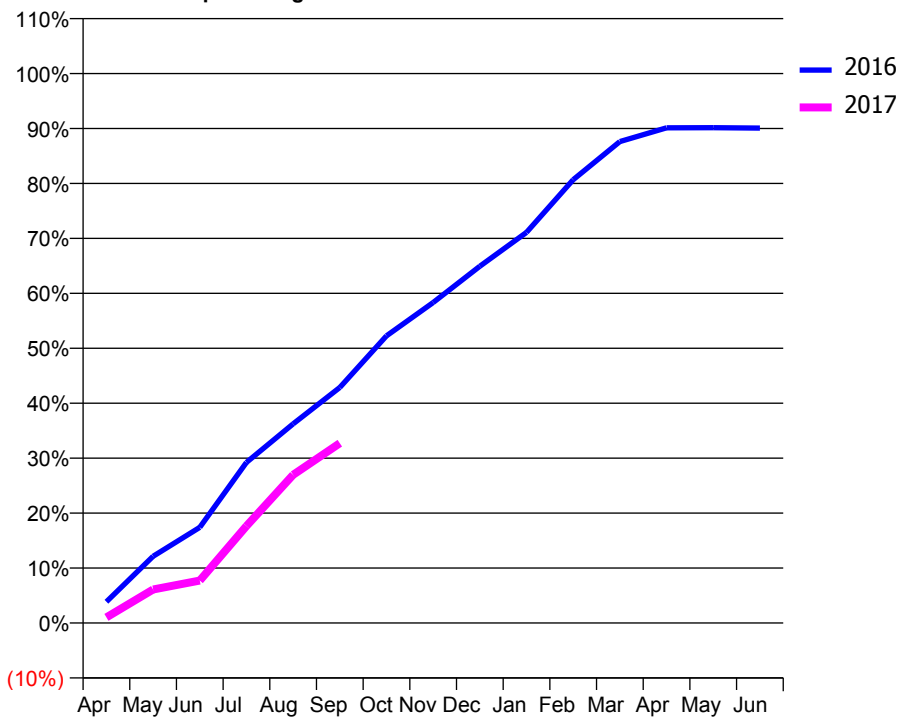
### ACCESS\*

Patients seen in 24 months	Total	Change since previous quarter
Quarter ending September 2015	5,551	
Quarter ending December 2015	5,711	↑
Quarter ending March 2016	5,763	→
Quarter ending June 2016	5,561	↓
Quarter ending September 2016	5,749	↑
<b>Variance since September 2015</b>	<b>3.6%</b>	<b>↑</b>



### ACTIVITY

Cumulative percentage of contracted UDA delivered 2016 & 2017



Month	Adjusted Scheduled Activity (UDA)	
	2016	2017
April	741	198
May	2,324	1,167
June	3,333	1,481
July	5,593	3,378
August	6,937	5,162
September	8,203	6,262
October	10,001	
November	11,161	
December	12,424	
January	13,604	
February	15,438	
March	16,767	
April	17,249	
May	17,250	
June	17,239	

### QUALITY

	Quantity	Base Number	Contract	AT	Region	England
% of FP17s for the same patient ID Re-attending within 3 months - Children	27	641	4.2%	10.3%	11.8%	12.4%
% of FP17s for the same patient ID Re-attending within 3 months - Adults	294	2,243	13.1%	15.1%	16.6%	16.7%
% of FP17s for the same patient ID Re-attending between 3 & 9 months - Children	268	641	41.8%	60.7%	60.2%	57.4%
% of FP17s for the same patient ID Re-attending between 3 & 9 months - Adults	937	2,243	41.8%	52.7%	52.0%	50.5%
% of FP17s for Band 1 Urgent Courses	220	2,742	8.0%	9.6%	9.4%	9.1%
% of FP17s Relating to Free Repair or Replacements	16	2,742	0.6%	0.7%	0.7%	0.8%
% of FP17s Relating to Continuations	90	2,742	3.3%	1.3%	1.2%	1.3%
% of Patients satisfied with the dentistry they have received	3	3	N/A	91.6%	93.6%	93.2%
% of Patients satisfied with the time they had to wait for an appointment	2	3	N/A	87.7%	89.1%	89.0%

\* This is based on patients treated on this contract for their most recent course of treatment. Figures in italics indicate the base number of FP17s or Patient Questionnaire responses are less than 100. N/A is shown where the base number of responses is less than 10 during the period. % is calculated as Quantity/Base number\*100

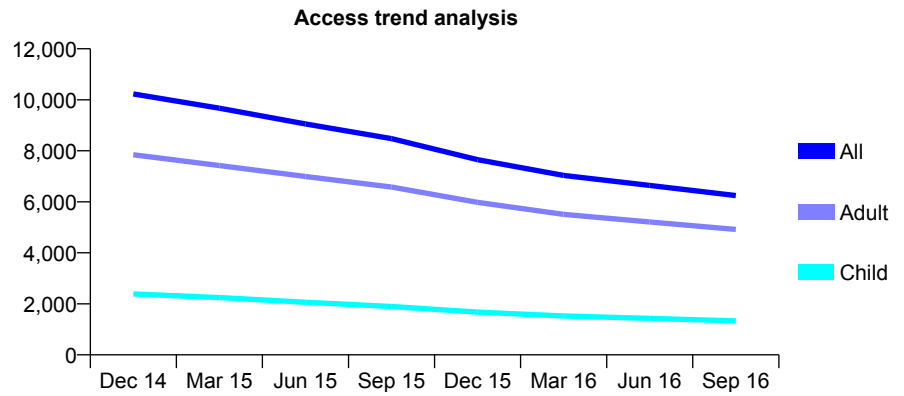
## Q70 - Vital Signs At a Glance Contract Report for 138622/0002 - September 2016

Name or company name	Weymouth and Bridges Dental Practice Pa
Contract type name	GDS Contract
Purpose of contract	General
Contract start date	01/04/2006
Contract end date	

16/17 Contracted general activity (UDA)	21,500
Carry forward general activity (UDA)	0
16/17 Contracted orthodontic activity (UOA)	0
Carry forward orthodontic activity (UOA)	0
Baseline contract value	£514,726.66

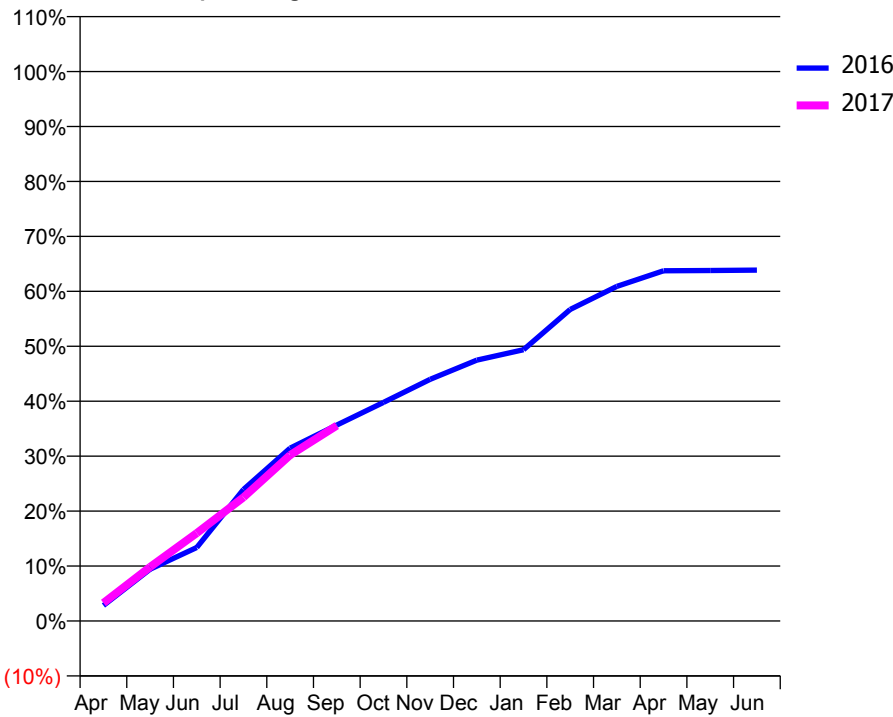
### ACCESS\*

Patients seen in 24 months	Total	Change since previous quarter
Quarter ending September 2015	8,476	
Quarter ending December 2015	7,653	↓
Quarter ending March 2016	7,035	↓
Quarter ending June 2016	6,643	↓
Quarter ending September 2016	6,247	↓
<b>Variance since September 2015</b>	<b>(26.3%)</b>	<b>↓</b>



### ACTIVITY

Cumulative percentage of contracted UDA delivered 2016 & 2017



Month	Adjusted Scheduled Activity (UDA)	
	2016	2017
April	610	708
May	2,025	2,118
June	2,876	3,442
July	5,145	4,841
August	6,765	6,491
September	7,669	7,648
October	8,552	
November	9,458	
December	10,209	
January	10,614	
February	12,189	
March	13,092	
April	13,702	
May	13,715	
June	13,730	

### QUALITY

	Quantity	Base Number	Contract	AT	Region	England
% of FP17s for the same patient ID Re-attending within 3 months - Children	32	742	4.3%	10.3%	11.8%	12.4%
% of FP17s for the same patient ID Re-attending within 3 months - Adults	297	2,746	10.8%	15.1%	16.6%	16.7%
% of FP17s for the same patient ID Re-attending between 3 & 9 months - Children	172	742	23.2%	60.7%	60.2%	57.4%
% of FP17s for the same patient ID Re-attending between 3 & 9 months - Adults	680	2,746	24.8%	52.7%	52.0%	50.5%
% of FP17s for Band 1 Urgent Courses	216	3,218	6.7%	9.6%	9.4%	9.1%
% of FP17s Relating to Free Repair or Replacements	17	3,218	0.5%	0.7%	0.7%	0.8%
% of FP17s Relating to Continuations	45	3,218	1.4%	1.3%	1.2%	1.3%
% of Patients satisfied with the dentistry they have received	2	2	N/A	91.6%	93.6%	93.2%
% of Patients satisfied with the time they had to wait for an appointment	2	2	N/A	87.7%	89.1%	89.0%

\* This is based on patients treated on this contract for their most recent course of treatment. Figures in italics indicate the base number of FP17s or Patient Questionnaire responses are less than 100. N/A is shown where the base number of responses is less than 10 during the period. % is calculated as Quantity/Base number\*100

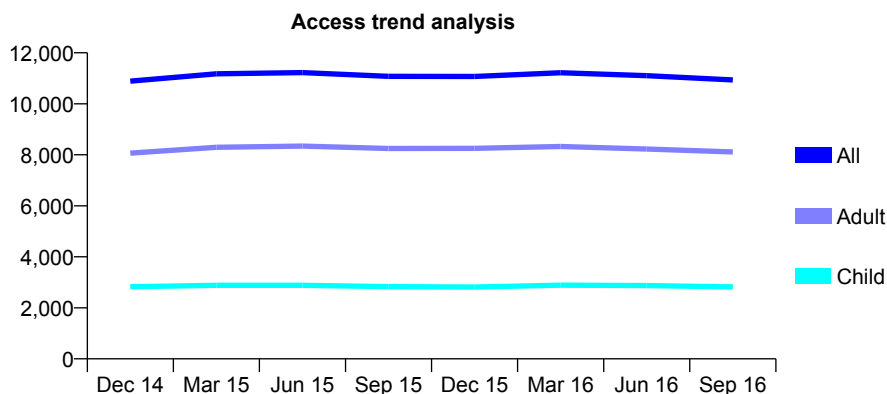
## Q70 - Vital Signs At a Glance Contract Report for 138649/0001 - September 2016

Name or company name	Lordshill Dental Partnership
Contract type name	GDS Contract
Purpose of contract	General
Contract start date	01/09/2012
Contract end date	

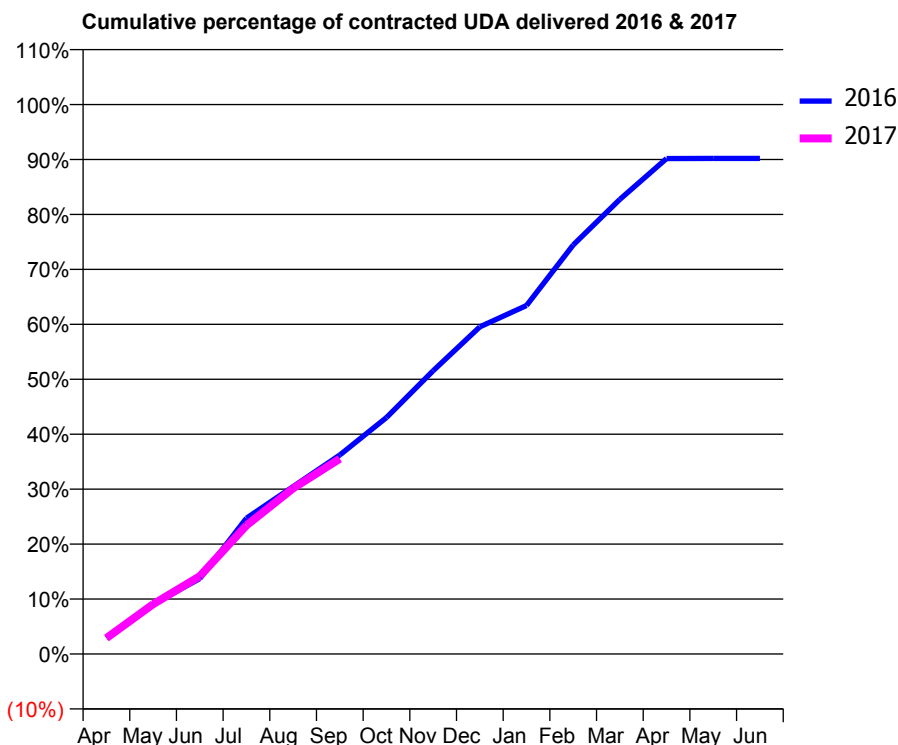
16/17 Contracted general activity (UDA)	39,000
Carry forward general activity (UDA)	0
16/17 Contracted orthodontic activity (UOA)	0
Carry forward orthodontic activity (UOA)	0
Baseline contract value	£1,067,115.61

### ACCESS\*

Patients seen in 24 months	Total	Change since previous quarter
Quarter ending September 2015	11,077	
Quarter ending December 2015	11,070	→
Quarter ending March 2016	11,216	→
Quarter ending June 2016	11,101	↓
Quarter ending September 2016	10,935	↓
<b>Variance since September 2015</b>	<b>(1.3%)</b>	<b>↓</b>



### ACTIVITY



Month	Adjusted Scheduled Activity (UDA)	
	2016	2017
April	1,129	1,132
May	3,545	3,530
June	5,354	5,524
July	9,641	9,133
August	11,881	11,759
September	14,121	13,860
October	16,785	
November	20,108	
December	23,224	
January	24,730	
February	29,027	
March	32,269	
April	35,168	
May	35,177	
June	35,177	

### QUALITY

	Quantity	Base Number	Contract	AT	Region	England
% of FP17s for the same patient ID Re-attending within 3 months - Children	128	1,651	7.8%	10.3%	11.8%	12.4%
% of FP17s for the same patient ID Re-attending within 3 months - Adults	876	4,875	18.0%	15.1%	16.6%	16.7%
% of FP17s for the same patient ID Re-attending between 3 & 9 months - Children	865	1,651	52.4%	60.7%	60.2%	57.4%
% of FP17s for the same patient ID Re-attending between 3 & 9 months - Adults	2,019	4,875	41.4%	52.7%	52.0%	50.5%
% of FP17s for Band 1 Urgent Courses	511	5,621	9.1%	9.6%	9.4%	9.1%
% of FP17s Relating to Free Repair or Replacements	22	5,621	0.4%	0.7%	0.7%	0.8%
% of FP17s Relating to Continuations	223	5,621	4.0%	1.3%	1.2%	1.3%
% of Patients satisfied with the dentistry they have received	3	3	N/A	91.6%	93.6%	93.2%
% of Patients satisfied with the time they had to wait for an appointment	3	3	N/A	87.7%	89.1%	89.0%

\* This is based on patients treated on this contract for their most recent course of treatment. Figures in italics indicate the base number of FP17s or Patient Questionnaire responses are less than 100. N/A is shown where the base number of responses is less than 10 during the period. % is calculated as Quantity/Base number\*100

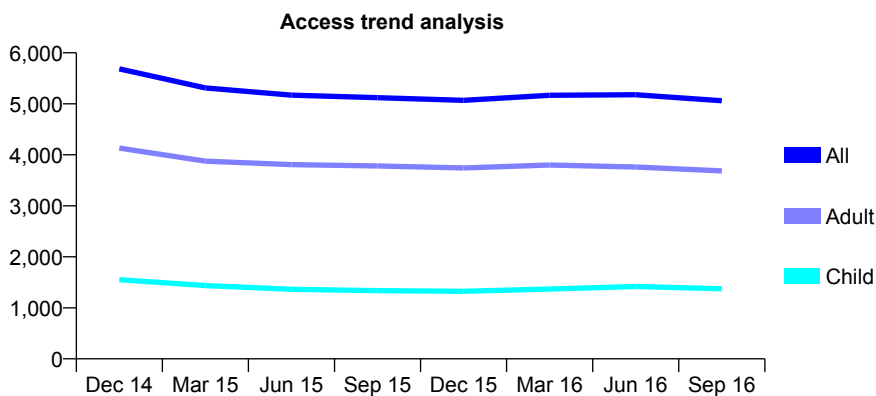
## Q70 - Vital Signs At a Glance Contract Report for 139165/0001 - September 2016

Name or company name	Smile Dental Care Limited
Contract type name	GDS Contract
Purpose of contract	General
Contract start date	01/04/2009
Contract end date	

16/17 Contracted general activity (UDA)	14,950
Carry forward general activity (UDA)	-109
16/17 Contracted orthodontic activity (UOA)	0
Carry forward orthodontic activity (UOA)	0
Baseline contract value	£391,337.98

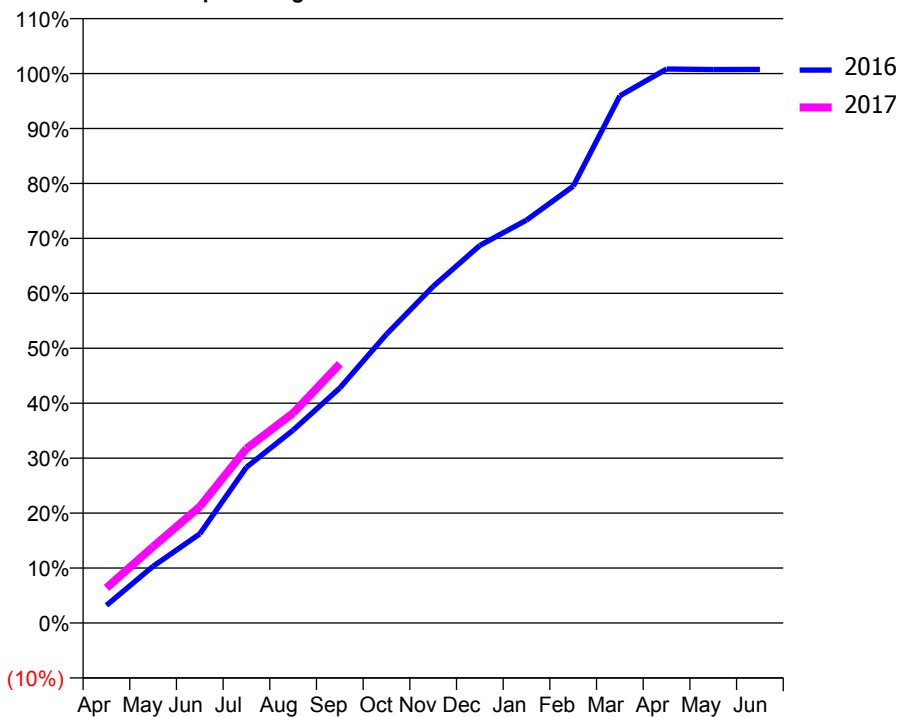
### ACCESS\*

Patients seen in 24 months	Total	Change since previous quarter
Quarter ending September 2015	5,120	
Quarter ending December 2015	5,068	↓
Quarter ending March 2016	5,168	→
Quarter ending June 2016	5,179	→
Quarter ending September 2016	5,059	↓
<b>Variance since September 2015</b>	<b>(1.2%)</b>	<b>↓</b>



### ACTIVITY

Cumulative percentage of contracted UDA delivered 2016 & 2017



Month	Adjusted Scheduled Activity (UDA)	
	2016	2017
April	482	955
May	1,542	2,077
June	2,425	3,166
July	4,238	4,745
August	5,248	5,714
September	6,395	7,050
October	7,857	
November	9,158	
December	10,273	
January	10,963	
February	11,882	
March	14,345	
April	15,074	
May	15,057	
June	15,060	

### QUALITY

	Quantity	Base Number	Contract	AT	Region	England
% of FP17s for the same patient ID Re-attending within 3 months - Children	122	1,318	9.3%	10.3%	11.8%	12.4%
% of FP17s for the same patient ID Re-attending within 3 months - Adults	503	3,265	15.4%	15.1%	16.6%	16.7%
% of FP17s for the same patient ID Re-attending between 3 & 9 months - Children	767	1,318	58.2%	60.7%	60.2%	57.4%
% of FP17s for the same patient ID Re-attending between 3 & 9 months - Adults	2,088	3,265	64.0%	52.7%	52.0%	50.5%
% of FP17s for Band 1 Urgent Courses	425	4,226	10.1%	9.6%	9.4%	9.1%
% of FP17s Relating to Free Repair or Replacements	44	4,226	1.0%	0.7%	0.7%	0.8%
% of FP17s Relating to Continuations	13	4,226	0.3%	1.3%	1.2%	1.3%
% of Patients satisfied with the dentistry they have received	3	3	N/A	91.6%	93.6%	93.2%
% of Patients satisfied with the time they had to wait for an appointment	2	3	N/A	87.7%	89.1%	89.0%

\* This is based on patients treated on this contract for their most recent course of treatment. Figures in italics indicate the base number of FP17s or Patient Questionnaire responses are less than 100. N/A is shown where the base number of responses is less than 10 during the period. % is calculated as Quantity/Base number\*100

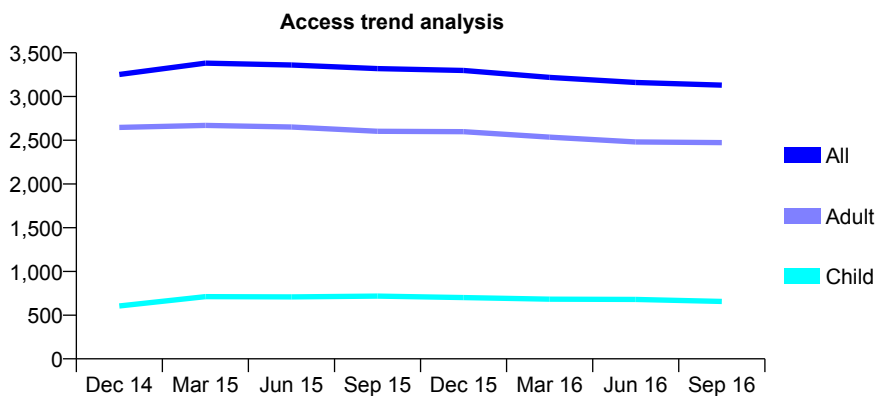
## Q70 - Vital Signs At a Glance Contract Report for 139181/0003 - September 2016

Name or company name	Spa Dental Southampton Ltd
Contract type name	GDS Contract
Purpose of contract	General
Contract start date	01/04/2010
Contract end date	

16/17 Contracted general activity (UDA)	10,973
Carry forward general activity (UDA)	0
16/17 Contracted orthodontic activity (UOA)	0
Carry forward orthodontic activity (UOA)	0
Baseline contract value	£258,078.46

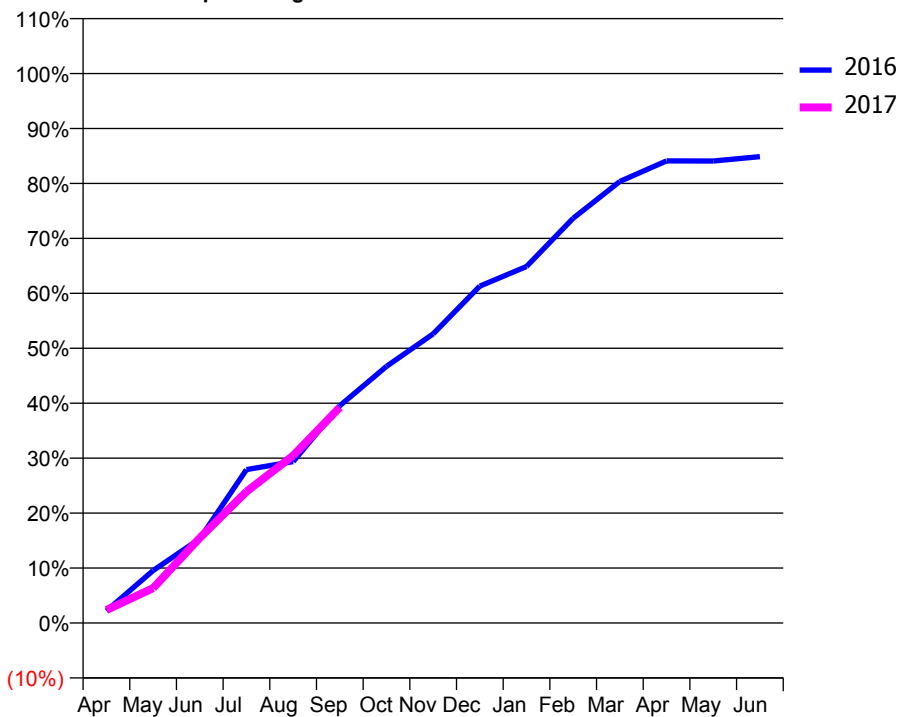
### ACCESS\*

Patients seen in 24 months	Total	Change since previous quarter
Quarter ending September 2015	3,320	
Quarter ending December 2015	3,298	→
Quarter ending March 2016	3,218	↓
Quarter ending June 2016	3,160	↓
Quarter ending September 2016	3,130	→
<b>Variance since September 2015</b>	<b>(5.7%)</b>	<b>↓</b>



### ACTIVITY

Cumulative percentage of contracted UDA delivered 2016 & 2017



Adjusted Scheduled Activity (UDA)

Month	2016	2017
April	244	259
May	1,048	698
June	1,683	1,700
July	3,064	2,623
August	3,222	3,342
September	4,339	4,306
October	5,124	
November	5,774	
December	6,728	
January	7,118	
February	8,083	
March	8,817	
April	9,228	
May	9,225	
June	9,312	

### QUALITY

	Quantity	Base Number	Contract	AT	Region	England
% of FP17s for the same patient ID Re-attending within 3 months - Children	33	473	7.0%	10.3%	11.8%	12.4%
% of FP17s for the same patient ID Re-attending within 3 months - Adults	315	1,844	17.1%	15.1%	16.6%	16.7%
% of FP17s for the same patient ID Re-attending between 3 & 9 months - Children	304	473	64.3%	60.7%	60.2%	57.4%
% of FP17s for the same patient ID Re-attending between 3 & 9 months - Adults	1,122	1,844	60.8%	52.7%	52.0%	50.5%
% of FP17s for Band 1 Urgent Courses	92	2,084	4.4%	9.6%	9.4%	9.1%
% of FP17s Relating to Free Repair or Replacements	27	2,084	1.3%	0.7%	0.7%	0.8%
% of FP17s Relating to Continuations	96	2,084	4.6%	1.3%	1.2%	1.3%
% of Patients satisfied with the dentistry they have received	2	2	N/A	91.6%	93.6%	93.2%
% of Patients satisfied with the time they had to wait for an appointment	2	2	N/A	87.7%	89.1%	89.0%

\* This is based on patients treated on this contract for their most recent course of treatment. Figures in italics indicate the base number of FP17s or Patient Questionnaire responses are less than 100. N/A is shown where the base number of responses is less than 10 during the period. % is calculated as Quantity/Base number\*100



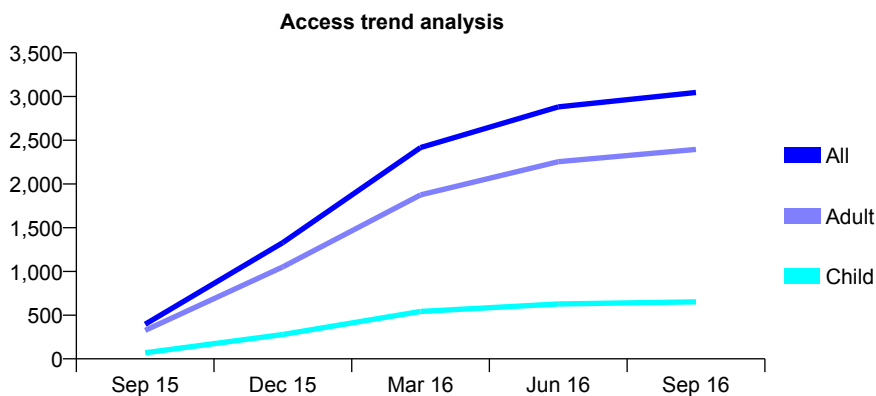
## Q70 - Vital Signs At a Glance Contract Report for 139661/0001 - September 2016

Name or company name	Swapnil Krishnarao Shinde
Contract type name	GDS Contract
Purpose of contract	General
Contract start date	01/09/2015
Contract end date	

16/17 Contracted general activity (UDA)	9,544
Carry forward general activity (UDA)	23
16/17 Contracted orthodontic activity (UOA)	0
Carry forward orthodontic activity (UOA)	0
Baseline contract value	£214,755.73

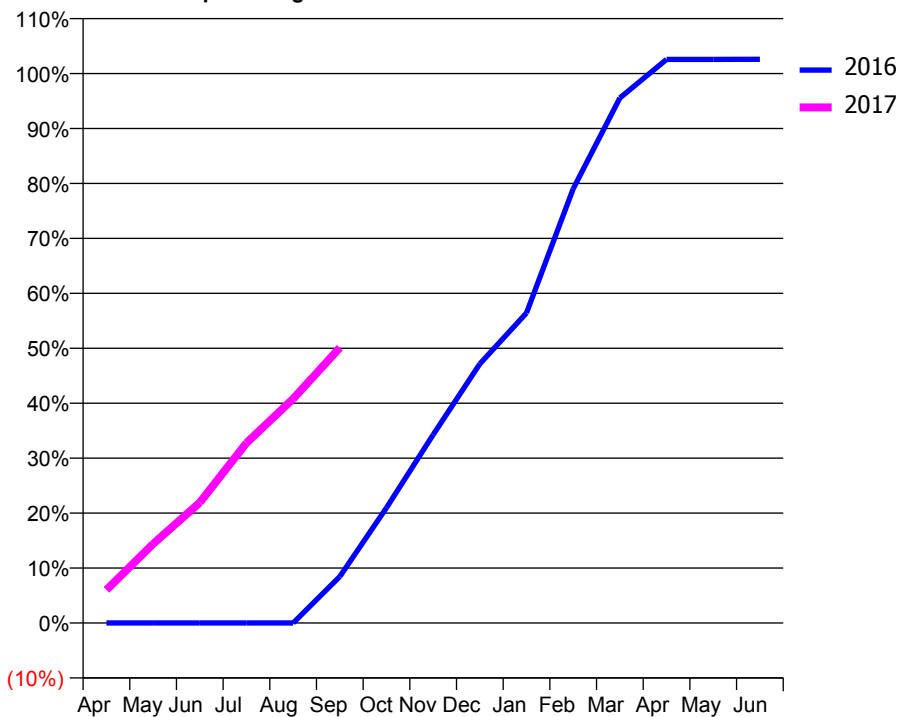
### ACCESS\*

Patients seen in 24 months	Total	Change since previous quarter
Quarter ending September 2015	395	
Quarter ending December 2015	1,329	↑
Quarter ending March 2016	2,417	↑
Quarter ending June 2016	2,882	↑
Quarter ending September 2016	3,047	↑
<b>Variance since September 2015</b>	<b>671.4%</b>	<b>↑</b>



### ACTIVITY

Cumulative percentage of contracted UDA delivered 2016 & 2017



Adjusted Scheduled Activity (UDA)

Month	2016	2017
April	0	575
May	0	1,375
June	0	2,094
July	0	3,127
August	0	3,895
September	471	4,781
October	1,167	
November	1,908	
December	2,626	
January	3,141	
February	4,400	
March	5,319	
April	5,710	
May	5,710	
June	5,711	

### QUALITY

	Quantity	Base Number	Contract	AT	Region	England
% of FP17s for the same patient ID Re-attending within 3 months - Children	32	584	5.5%	10.3%	11.8%	12.4%
% of FP17s for the same patient ID Re-attending within 3 months - Adults	273	2,131	12.8%	15.1%	16.6%	16.7%
% of FP17s for the same patient ID Re-attending between 3 & 9 months - Children	338	584	57.9%	60.7%	60.2%	57.4%
% of FP17s for the same patient ID Re-attending between 3 & 9 months - Adults	1,198	2,131	56.2%	52.7%	52.0%	50.5%
% of FP17s for Band 1 Urgent Courses	149	2,495	6.0%	9.6%	9.4%	9.1%
% of FP17s Relating to Free Repair or Replacements	11	2,495	0.4%	0.7%	0.7%	0.8%
% of FP17s Relating to Continuations	19	2,495	0.8%	1.3%	1.2%	1.3%
% of Patients satisfied with the dentistry they have received	2	3	N/A	91.6%	93.6%	93.2%
% of Patients satisfied with the time they had to wait for an appointment	3	3	N/A	87.7%	89.1%	89.0%

\* This is based on patients treated on this contract for their most recent course of treatment. Figures in italics indicate the base number of FP17s or Patient Questionnaire responses are less than 100. N/A is shown where the base number of responses is less than 10 during the period. % is calculated as Quantity/Base number\*100

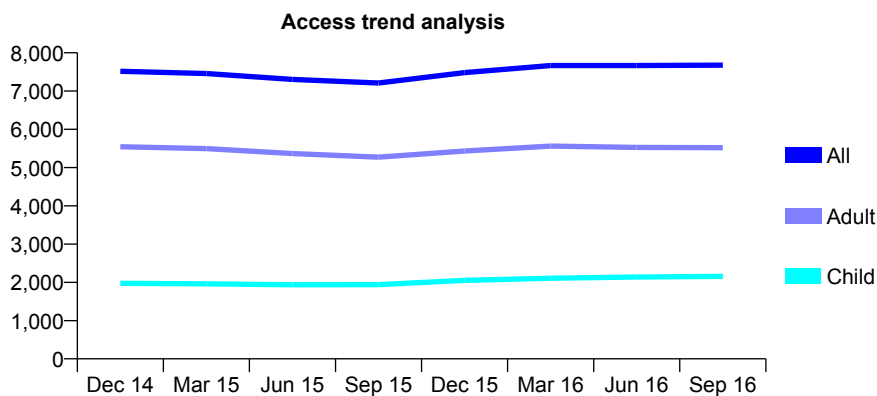
## Q70 - Vital Signs At a Glance Contract Report for 141003/0001 - September 2016

Name or company name	Rensburg Pty Limited
Contract type name	GDS Contract
Purpose of contract	General
Contract start date	01/11/2010
Contract end date	

16/17 Contracted general activity (UDA)	18,000
Carry forward general activity (UDA)	0
16/17 Contracted orthodontic activity (UOA)	0
Carry forward orthodontic activity (UOA)	0
Baseline contract value	£425,770.83

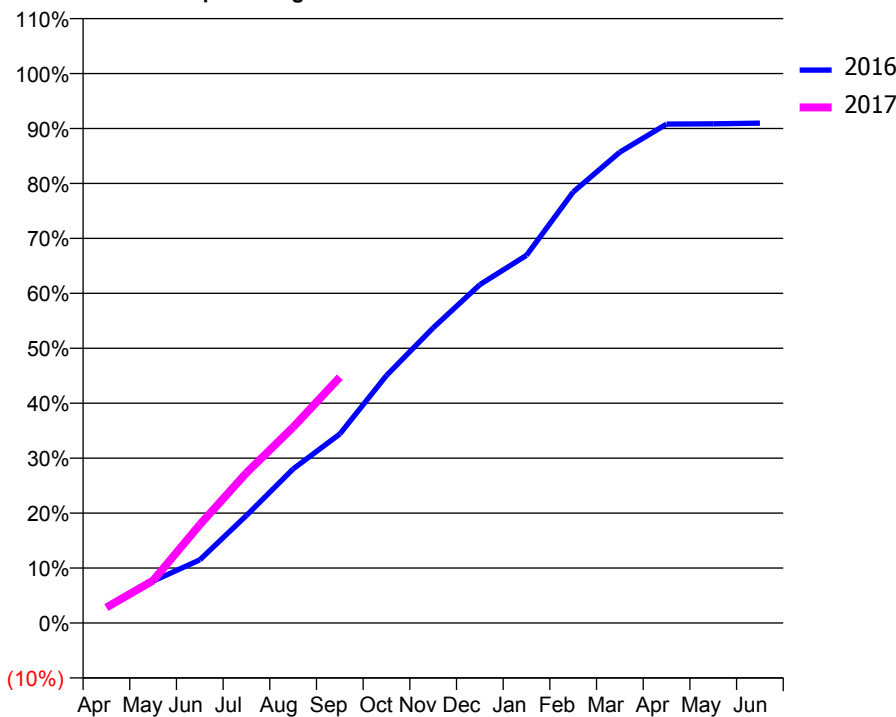
### ACCESS\*

Patients seen in 24 months	Total	Change since previous quarter
Quarter ending September 2015	7,210	
Quarter ending December 2015	7,483	↑
Quarter ending March 2016	7,668	↑
Quarter ending June 2016	7,667	→
Quarter ending September 2016	7,676	→
<b>Variance since September 2015</b>	<b>6.5%</b>	<b>↑</b>



### ACTIVITY

Cumulative percentage of contracted UDA delivered 2016 & 2017



Adjusted Scheduled Activity (UDA)

Month	2016	2017
April	530	509
May	1,374	1,392
June	2,066	3,223
July	3,524	4,920
August	5,047	6,416
September	6,192	8,053
October	8,109	
November	9,670	
December	11,084	
January	12,046	
February	14,118	
March	15,425	
April	16,343	
May	16,352	
June	16,374	

### QUALITY

	Quantity	Base Number	Contract	AT	Region	England
% of FP17s for the same patient ID Re-attending within 3 months - Children	78	1,521	5.1%	10.3%	11.8%	12.4%
% of FP17s for the same patient ID Re-attending within 3 months - Adults	507	3,344	15.2%	15.1%	16.6%	16.7%
% of FP17s for the same patient ID Re-attending between 3 & 9 months - Children	789	1,521	51.9%	60.7%	60.2%	57.4%
% of FP17s for the same patient ID Re-attending between 3 & 9 months - Adults	1,297	3,344	38.8%	52.7%	52.0%	50.5%
% of FP17s for Band 1 Urgent Courses	526	4,377	12.0%	9.6%	9.4%	9.1%
% of FP17s Relating to Free Repair or Replacements	15	4,377	0.3%	0.7%	0.7%	0.8%
% of FP17s Relating to Continuations	4	4,377	0.1%	1.3%	1.2%	1.3%
% of Patients satisfied with the dentistry they have received	11	13	84.6%	91.6%	93.6%	93.2%
% of Patients satisfied with the time they had to wait for an appointment	11	13	84.6%	87.7%	89.1%	89.0%

\* This is based on patients treated on this contract for their most recent course of treatment. Figures in italics indicate the base number of FP17s or Patient Questionnaire responses are less than 100. N/A is shown where the base number of responses is less than 10 during the period. % is calculated as Quantity/Base number\*100

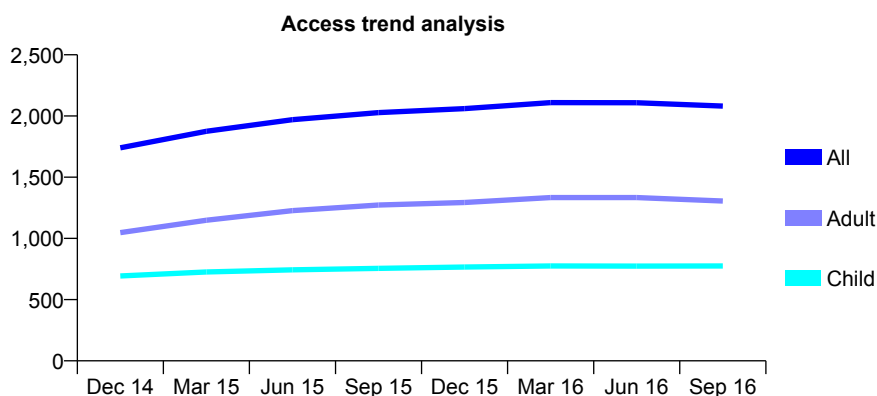
## Q70 - Vital Signs At a Glance Contract Report for 144592/0001 - September 2016

Name or company name	Mr J.H.P. Van Der Merwe
Contract type name	GDS Contract
Purpose of contract	General
Contract start date	01/04/2014
Contract end date	

16/17 Contracted general activity (UDA)	6,197
Carry forward general activity (UDA)	170
16/17 Contracted orthodontic activity (UOA)	0
Carry forward orthodontic activity (UOA)	0
Baseline contract value	£137,065.29

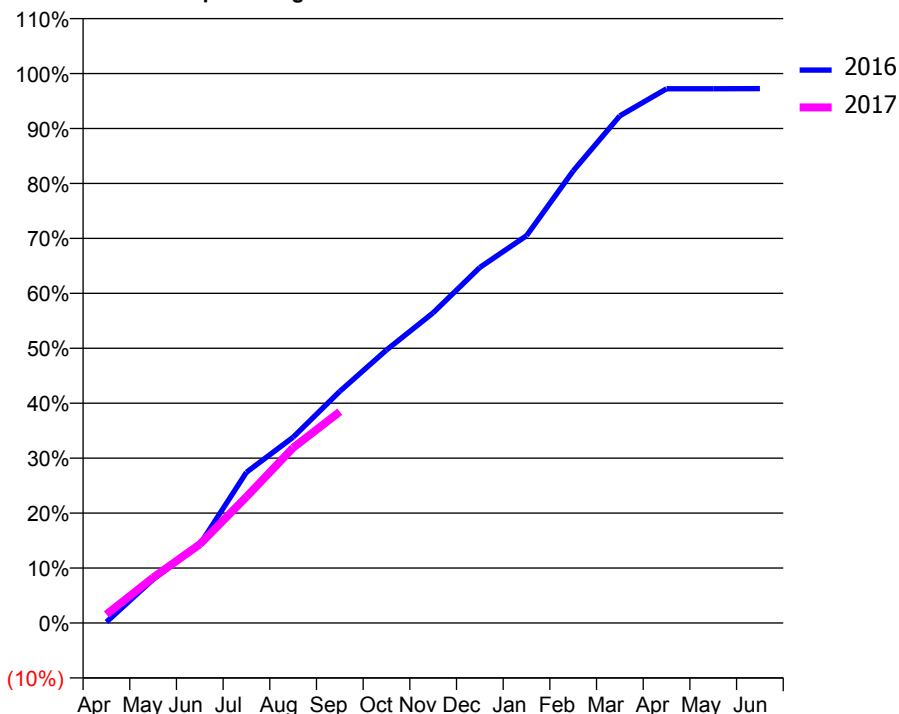
### ACCESS\*

Patients seen in 24 months	Total	Change since previous quarter
Quarter ending September 2015	2,028	
Quarter ending December 2015	2,060	→
Quarter ending March 2016	2,109	↑
Quarter ending June 2016	2,108	→
Quarter ending September 2016	2,081	↓
<b>Variance since September 2015</b>	<b>2.6%</b>	<b>↑</b>



### ACTIVITY

Cumulative percentage of contracted UDA delivered 2016 & 2017



Month	Adjusted Scheduled Activity (UDA)	
	2016	2017
April	12	96
May	492	511
June	885	888
July	1,699	1,423
August	2,096	1,977
September	2,613	2,383
October	3,079	
November	3,499	
December	4,009	
January	4,368	
February	5,098	
March	5,720	
April	6,026	
May	6,026	
June	6,027	

### QUALITY

	Quantity	Base Number	Contract	AT	Region	England
% of FP17s for the same patient ID Re-attending within 3 months - Children	28	653	4.3%	10.3%	11.8%	12.4%
% of FP17s for the same patient ID Re-attending within 3 months - Adults	110	947	11.6%	15.1%	16.6%	16.7%
% of FP17s for the same patient ID Re-attending between 3 & 9 months - Children	458	653	70.1%	60.7%	60.2%	57.4%
% of FP17s for the same patient ID Re-attending between 3 & 9 months - Adults	648	947	68.4%	52.7%	52.0%	50.5%
% of FP17s for Band 1 Urgent Courses	62	1,462	4.2%	9.6%	9.4%	9.1%
% of FP17s Relating to Free Repair or Replacements	6	1,462	0.4%	0.7%	0.7%	0.8%
% of FP17s Relating to Continuations	6	1,462	0.4%	1.3%	1.2%	1.3%
% of Patients satisfied with the dentistry they have received	3	3	N/A	91.6%	93.6%	93.2%
% of Patients satisfied with the time they had to wait for an appointment	3	3	N/A	87.7%	89.1%	89.0%

\* This is based on patients treated on this contract for their most recent course of treatment. Figures in italics indicate the base number of FP17s or Patient Questionnaire responses are less than 100. N/A is shown where the base number of responses is less than 10 during the period. % is calculated as Quantity/Base number\*100

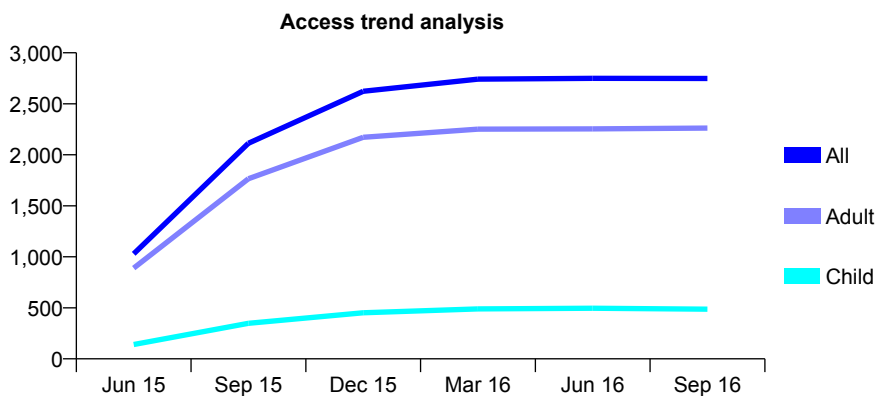
## Q70 - Vital Signs At a Glance Contract Report for 145068/0001 - September 2016

Name or company name	Island Dental Care
Contract type name	GDS Contract
Purpose of contract	General
Contract start date	01/04/2015
Contract end date	

16/17 Contracted general activity (UDA)	10,138
Carry forward general activity (UDA)	0
16/17 Contracted orthodontic activity (UOA)	0
Carry forward orthodontic activity (UOA)	0
Baseline contract value	£225,617.33

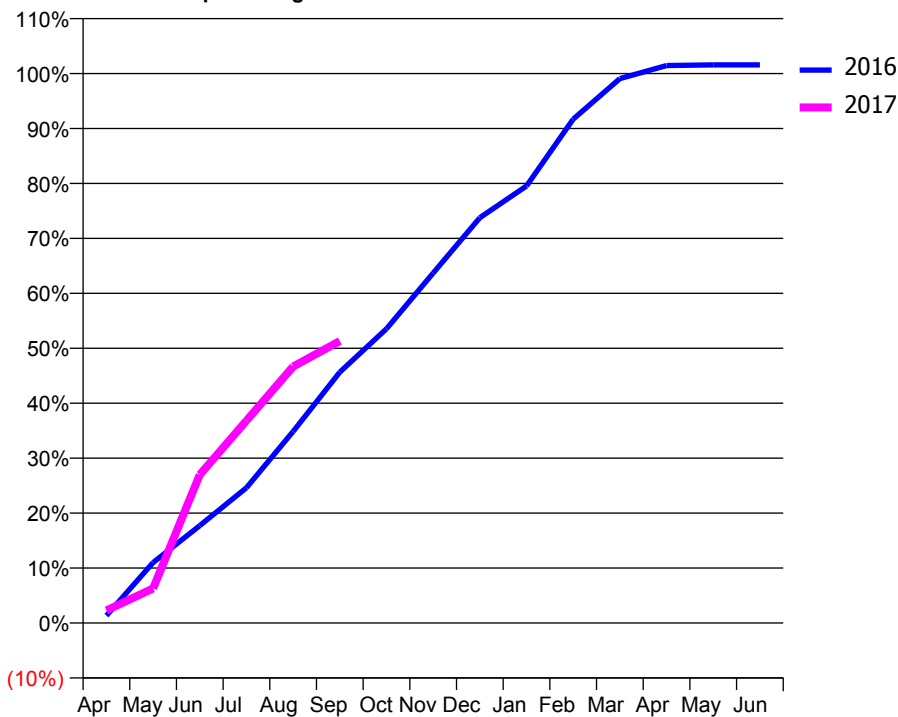
### ACCESS\*

Patients seen in 24 months	Total	Change since previous quarter
Quarter ending September 2015	2,113	
Quarter ending December 2015	2,623	↑
Quarter ending March 2016	2,742	↑
Quarter ending June 2016	2,750	→
Quarter ending September 2016	2,749	→
<b>Variance since September 2015</b>	<b>30.1%</b>	<b>↑</b>



### ACTIVITY

Cumulative percentage of contracted UDA delivered 2016 & 2017



Adjusted Scheduled Activity (UDA)

Month	2016	2017
April	137	232
May	1,115	640
June	1,796	2,737
July	2,495	3,734
August	3,535	4,733
September	4,629	5,202
October	5,429	
November	6,456	
December	7,479	
January	8,063	
February	9,295	
March	10,044	
April	10,286	
May	10,298	
June	10,298	

### QUALITY

	Quantity	Base Number	Contract	AT	Region	England
% of FP17s for the same patient ID Re-attending within 3 months - Children	19	342	5.6%	10.3%	11.8%	12.4%
% of FP17s for the same patient ID Re-attending within 3 months - Adults	239	1,726	13.8%	15.1%	16.6%	16.7%
% of FP17s for the same patient ID Re-attending between 3 & 9 months - Children	224	342	65.5%	60.7%	60.2%	57.4%
% of FP17s for the same patient ID Re-attending between 3 & 9 months - Adults	1,119	1,726	64.8%	52.7%	52.0%	50.5%
% of FP17s for Band 1 Urgent Courses	48	1,976	2.4%	9.6%	9.4%	9.1%
% of FP17s Relating to Free Repair or Replacements	26	1,976	1.3%	0.7%	0.7%	0.8%
% of FP17s Relating to Continuations	13	1,976	0.7%	1.3%	1.2%	1.3%
% of Patients satisfied with the dentistry they have received	3	3	N/A	91.6%	93.6%	93.2%
% of Patients satisfied with the time they had to wait for an appointment	3	3	N/A	87.7%	89.1%	89.0%

\* This is based on patients treated on this contract for their most recent course of treatment. Figures in italics indicate the base number of FP17s or Patient Questionnaire responses are less than 100. N/A is shown where the base number of responses is less than 10 during the period. % is calculated as Quantity/Base number\*100

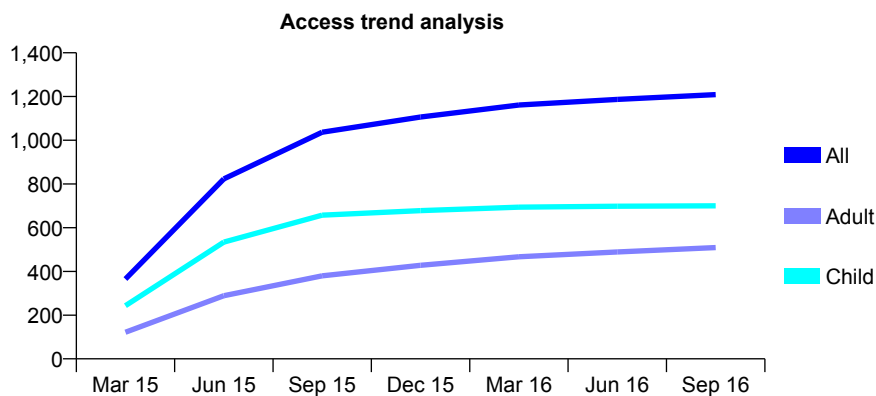
## Q70 - Vital Signs At a Glance Contract Report for 145122/0001 - September 2016

Name or company name	Stubbington Avenue Dental Practice
Contract type name	GDS Contract
Purpose of contract	General
Contract start date	01/01/2015
Contract end date	

16/17 Contracted general activity (UDA)	2,990
Carry forward general activity (UDA)	87
16/17 Contracted orthodontic activity (UOA)	0
Carry forward orthodontic activity (UOA)	0
Baseline contract value	£66,330.41

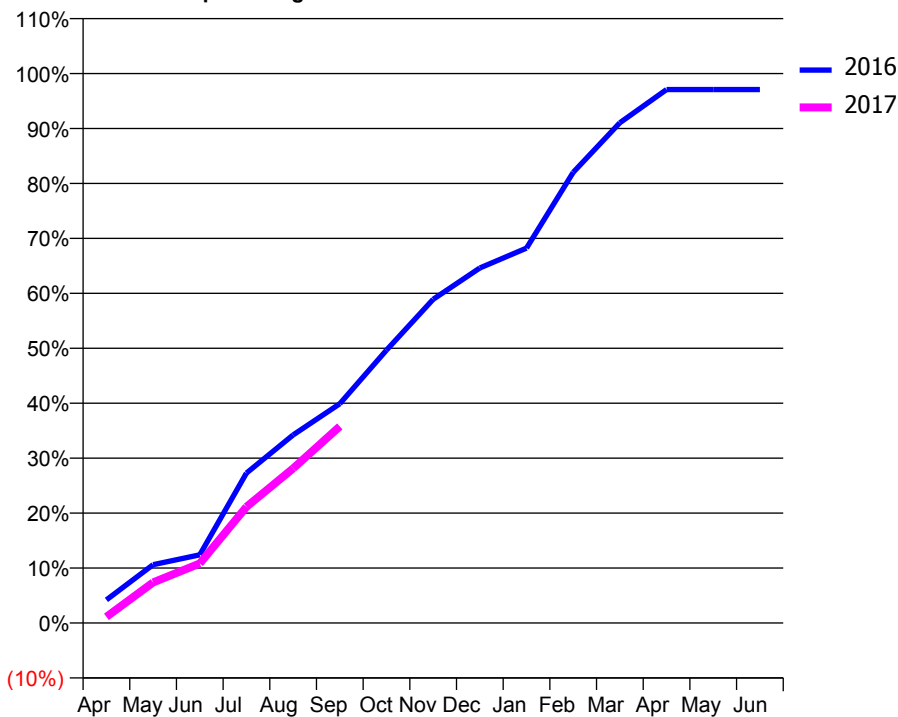
### ACCESS\*

Patients seen in 24 months	Total	Change since previous quarter
Quarter ending September 2015	1,037	
Quarter ending December 2015	1,106	↑
Quarter ending March 2016	1,161	↑
Quarter ending June 2016	1,187	↑
Quarter ending September 2016	1,209	→
<b>Variance since September 2015</b>	<b>16.6%</b>	<b>↑</b>



### ACTIVITY

Cumulative percentage of contracted UDA delivered 2016 & 2017



Adjusted Scheduled Activity (UDA)

Month	2016	2017
April	126	34
May	318	221
June	371	324
July	816	632
August	1,023	842
September	1,193	1,070
October	1,485	
November	1,761	
December	1,932	
January	2,040	
February	2,452	
March	2,722	
April	2,903	
May	2,903	
June	2,903	

### QUALITY

	Quantity	Base Number	Contract	AT	Region	England
% of FP17s for the same patient ID Re-attending within 3 months - Children	20	604	3.3%	10.3%	11.8%	12.4%
% of FP17s for the same patient ID Re-attending within 3 months - Adults	27	340	7.9%	15.1%	16.6%	16.7%
% of FP17s for the same patient ID Re-attending between 3 & 9 months - Children	449	604	74.3%	60.7%	60.2%	57.4%
% of FP17s for the same patient ID Re-attending between 3 & 9 months - Adults	239	340	70.3%	52.7%	52.0%	50.5%
% of FP17s for Band 1 Urgent Courses	26	843	3.1%	9.6%	9.4%	9.1%
% of FP17s Relating to Free Repair or Replacements	1	843	0.1%	0.7%	0.7%	0.8%
% of FP17s Relating to Continuations	0	843	0.0%	1.3%	1.2%	1.3%
% of Patients satisfied with the dentistry they have received	0	0	N/A	91.6%	93.6%	93.2%
% of Patients satisfied with the time they had to wait for an appointment	0	0	N/A	87.7%	89.1%	89.0%

\* This is based on patients treated on this contract for their most recent course of treatment. Figures in italics indicate the base number of FP17s or Patient Questionnaire responses are less than 100. N/A is shown where the base number of responses is less than 10 during the period. % is calculated as Quantity/Base number\*100

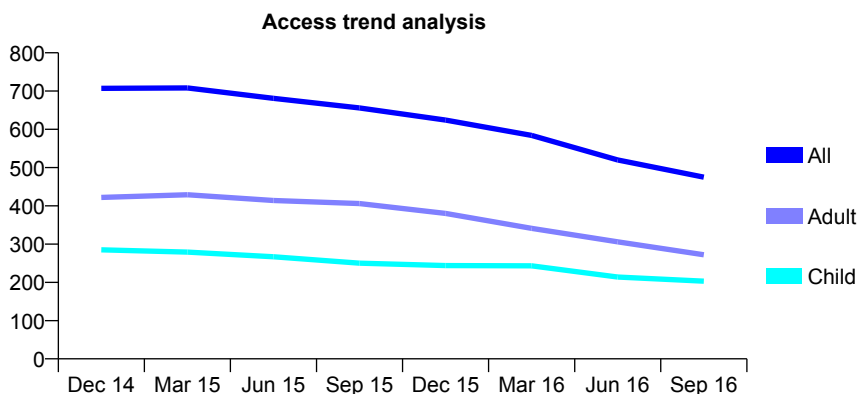
## Q70 - Vital Signs At a Glance Contract Report for 145785/0001 - September 2016

Name or company name	The Anchorage Practice Limited
Contract type name	GDS Contract
Purpose of contract	General
Contract start date	01/09/2008
Contract end date	

16/17 Contracted general activity (UDA)	1,850
Carry forward general activity (UDA)	0
16/17 Contracted orthodontic activity (UOA)	0
Carry forward orthodontic activity (UOA)	0
Baseline contract value	£40,736.96

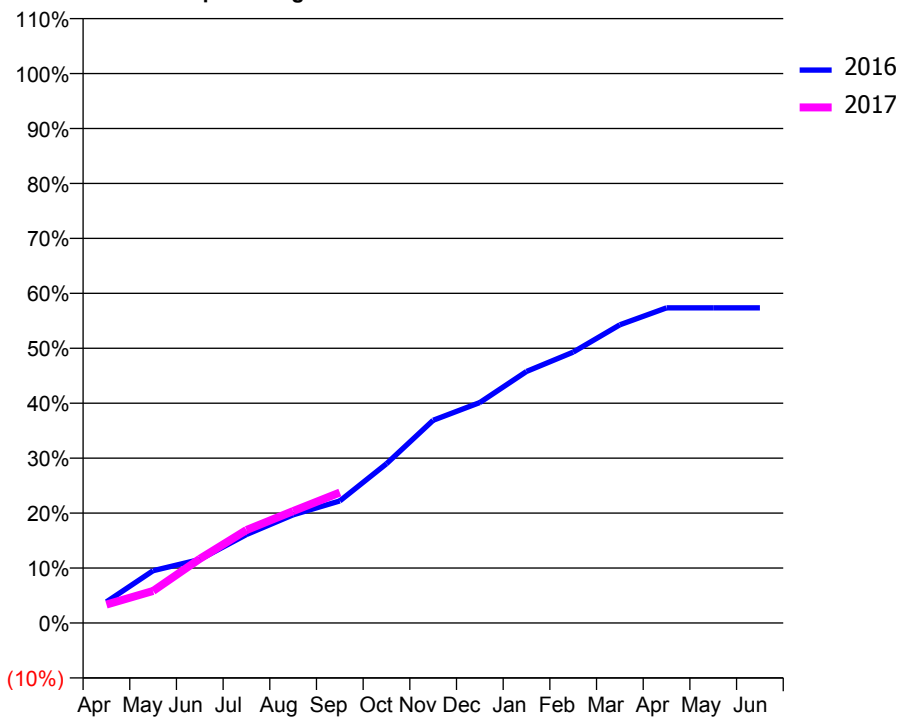
### ACCESS\*

Patients seen in 24 months	Total	Change since previous quarter
Quarter ending September 2015	656	
Quarter ending December 2015	624	↓
Quarter ending March 2016	584	↓
Quarter ending June 2016	520	↓
Quarter ending September 2016	475	↓
<b>Variance since September 2015</b>	<b>(27.6%)</b>	<b>↓</b>



### ACTIVITY

Cumulative percentage of contracted UDA delivered 2016 & 2017



Adjusted Scheduled Activity (UDA)

Month	2016	2017
April	71	62
May	176	108
June	214	216
July	298	313
August	364	377
September	411	439
October	536	
November	683	
December	742	
January	847	
February	912	
March	1,004	
April	1,061	
May	1,061	
June	1,061	

### QUALITY

	Quantity	Base Number	Contract	AT	Region	England
% of FP17s for the same patient ID Re-attending within 3 months - Children	21	161	13.0%	10.3%	11.8%	12.4%
% of FP17s for the same patient ID Re-attending within 3 months - Adults	15	104	14.4%	15.1%	16.6%	16.7%
% of FP17s for the same patient ID Re-attending between 3 & 9 months - Children	104	161	64.6%	60.7%	60.2%	57.4%
% of FP17s for the same patient ID Re-attending between 3 & 9 months - Adults	65	104	62.5%	52.7%	52.0%	50.5%
% of FP17s for Band 1 Urgent Courses	1	239	0.4%	9.6%	9.4%	9.1%
% of FP17s Relating to Free Repair or Replacements	0	239	0.0%	0.7%	0.7%	0.8%
% of FP17s Relating to Continuations	0	239	0.0%	1.3%	1.2%	1.3%
% of Patients satisfied with the dentistry they have received	1	1	N/A	91.6%	93.6%	93.2%
% of Patients satisfied with the time they had to wait for an appointment	1	1	N/A	87.7%	89.1%	89.0%

\* This is based on patients treated on this contract for their most recent course of treatment. Figures in italics indicate the base number of FP17s or Patient Questionnaire responses are less than 100. N/A is shown where the base number of responses is less than 10 during the period. % is calculated as Quantity/Base number\*100

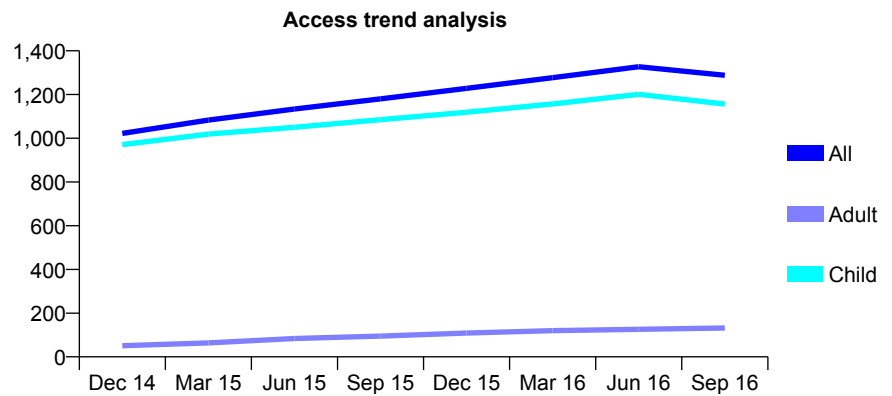
## Q70 - Vital Signs At a Glance Contract Report for 146005/0001 - September 2016

Name or company name	Mr T F Visser
Contract type name	GDS Contract
Purpose of contract	General
Contract start date	02/06/2014
Contract end date	

16/17 Contracted general activity (UDA)	2,910
Carry forward general activity (UDA)	43
16/17 Contracted orthodontic activity (UOA)	0
Carry forward orthodontic activity (UOA)	0
Baseline contract value	£62,915.45

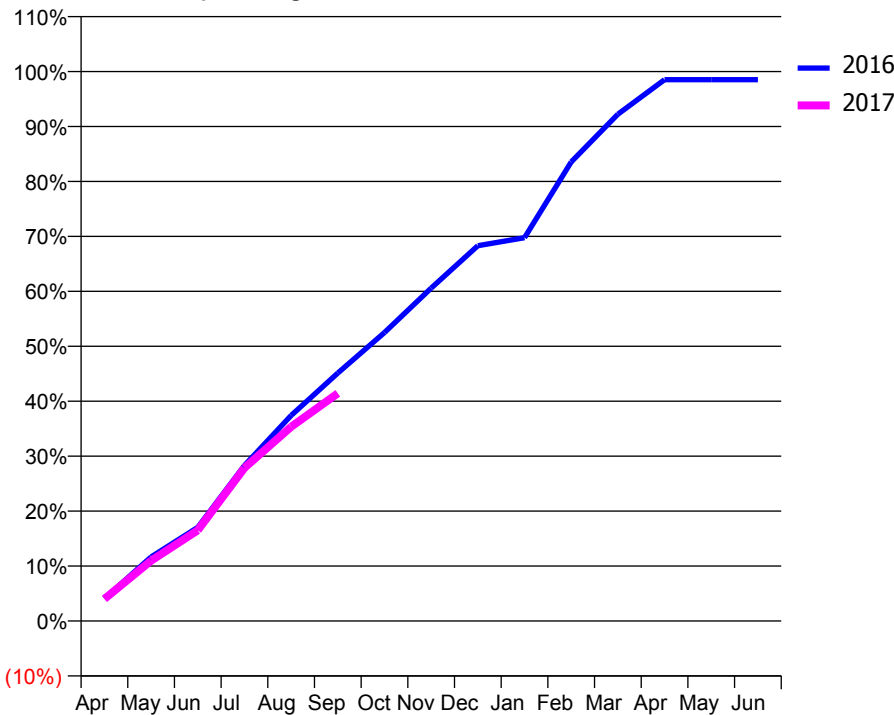
### ACCESS\*

Patients seen in 24 months	Total	Change since previous quarter
Quarter ending September 2015	1,180	
Quarter ending December 2015	1,228	↑
Quarter ending March 2016	1,277	↑
Quarter ending June 2016	1,327	↑
Quarter ending September 2016	1,288	↓
<b>Variance since September 2015</b>	9.2%	↑



### ACTIVITY

Cumulative percentage of contracted UDA delivered 2016 & 2017



Month	Adjusted Scheduled Activity (UDA)	
	2016	2017
April	119	117
May	339	319
June	496	481
July	824	811
August	1,089	1,028
September	1,313	1,206
October	1,528	
November	1,763	
December	1,987	
January	2,030	
February	2,431	
March	2,684	
April	2,867	
May	2,867	
June	2,867	

### QUALITY

	Quantity	Base Number	Contract	AT	Region	England
% of FP17s for the same patient ID Re-attending within 3 months - Children	55	984	5.6%	10.3%	11.8%	12.4%
% of FP17s for the same patient ID Re-attending within 3 months - Adults	0	30	0.0%	15.1%	16.6%	16.7%
% of FP17s for the same patient ID Re-attending between 3 & 9 months - Children	681	984	69.2%	60.7%	60.2%	57.4%
% of FP17s for the same patient ID Re-attending between 3 & 9 months - Adults	23	30	76.7%	52.7%	52.0%	50.5%
% of FP17s for Band 1 Urgent Courses	24	878	2.7%	9.6%	9.4%	9.1%
% of FP17s Relating to Free Repair or Replacements	0	878	0.0%	0.7%	0.7%	0.8%
% of FP17s Relating to Continuations	10	878	1.1%	1.3%	1.2%	1.3%
% of Patients satisfied with the dentistry they have received	0	0	N/A	91.6%	93.6%	93.2%
% of Patients satisfied with the time they had to wait for an appointment	0	0	N/A	87.7%	89.1%	89.0%

\* This is based on patients treated on this contract for their most recent course of treatment. Figures in italics indicate the base number of FP17s or Patient Questionnaire responses are less than 100. N/A is shown where the base number of responses is less than 10 during the period. % is calculated as Quantity/Base number\*100



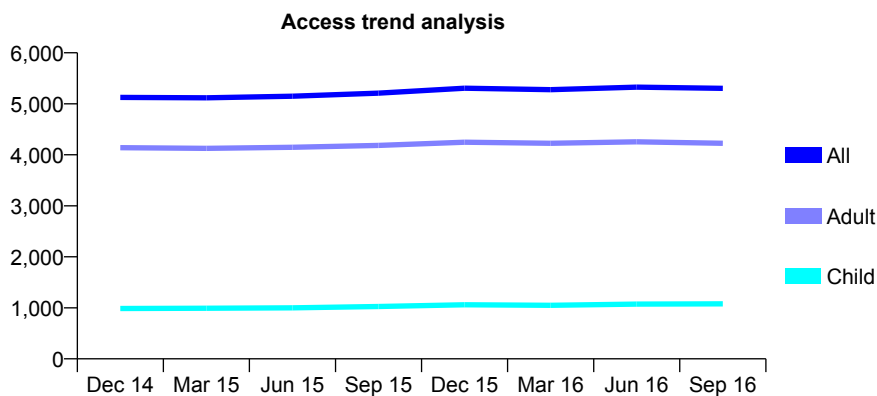
## Q70 - Vital Signs At a Glance Contract Report for 146447/0001 - September 2016

Name or company name	Dentapol Ltd
Contract type name	GDS Contract
Purpose of contract	General
Contract start date	01/11/2006
Contract end date	

16/17 Contracted general activity (UDA)	16,000
Carry forward general activity (UDA)	-218
16/17 Contracted orthodontic activity (UOA)	0
Carry forward orthodontic activity (UOA)	0
Baseline contract value	£454,904.88

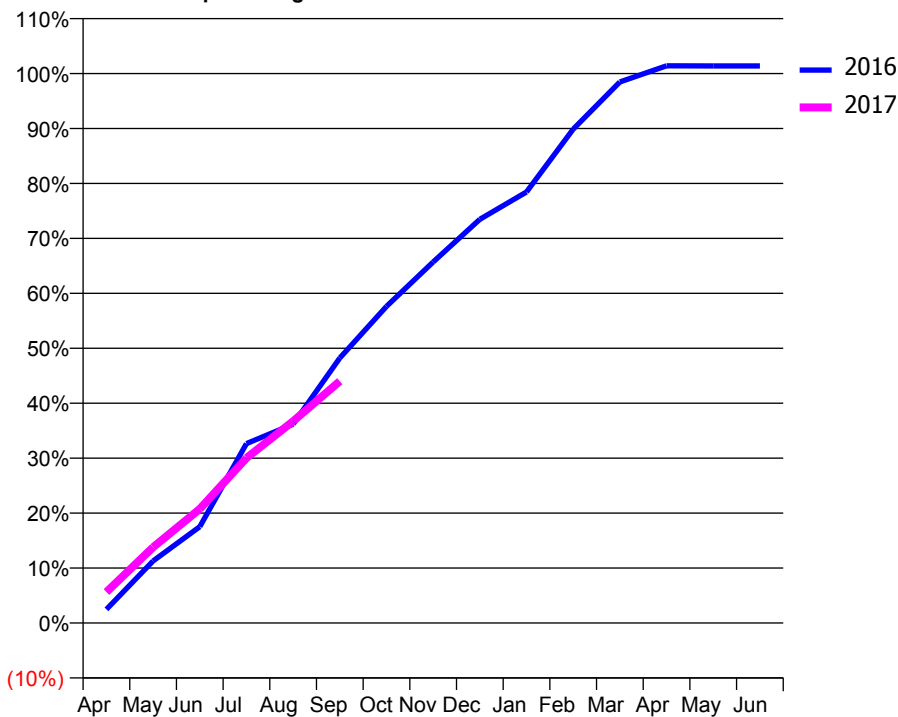
### ACCESS\*

Patients seen in 24 months	Total	Change since previous quarter
Quarter ending September 2015	5,210	
Quarter ending December 2015	5,307	→
Quarter ending March 2016	5,276	→
Quarter ending June 2016	5,327	→
Quarter ending September 2016	5,304	→
<b>Variance since September 2015</b>	<b>1.8%</b>	<b>→</b>



### ACTIVITY

Cumulative percentage of contracted UDA delivered 2016 & 2017



Month	Adjusted Scheduled Activity (UDA)	
	2016	2017
April	399	901
May	1,806	2,208
June	2,804	3,320
July	5,225	4,805
August	5,790	5,875
September	7,715	7,041
October	9,218	
November	10,512	
December	11,757	
January	12,552	
February	14,380	
March	15,755	
April	16,224	
May	16,218	
June	16,218	

### QUALITY

	Quantity	Base Number	Contract	AT	Region	England
% of FP17s for the same patient ID Re-attending within 3 months - Children	47	802	5.9%	10.3%	11.8%	12.4%
% of FP17s for the same patient ID Re-attending within 3 months - Adults	420	3,088	13.6%	15.1%	16.6%	16.7%
% of FP17s for the same patient ID Re-attending between 3 & 9 months - Children	536	802	66.8%	60.7%	60.2%	57.4%
% of FP17s for the same patient ID Re-attending between 3 & 9 months - Adults	1,998	3,088	64.7%	52.7%	52.0%	50.5%
% of FP17s for Band 1 Urgent Courses	251	3,667	6.8%	9.6%	9.4%	9.1%
% of FP17s Relating to Free Repair or Replacements	66	3,667	1.8%	0.7%	0.7%	0.8%
% of FP17s Relating to Continuations	46	3,667	1.3%	1.3%	1.2%	1.3%
% of Patients satisfied with the dentistry they have received	3	3	N/A	91.6%	93.6%	93.2%
% of Patients satisfied with the time they had to wait for an appointment	3	3	N/A	87.7%	89.1%	89.0%

\* This is based on patients treated on this contract for their most recent course of treatment. Figures in italics indicate the base number of FP17s or Patient Questionnaire responses are less than 100. N/A is shown where the base number of responses is less than 10 during the period. % is calculated as Quantity/Base number\*100

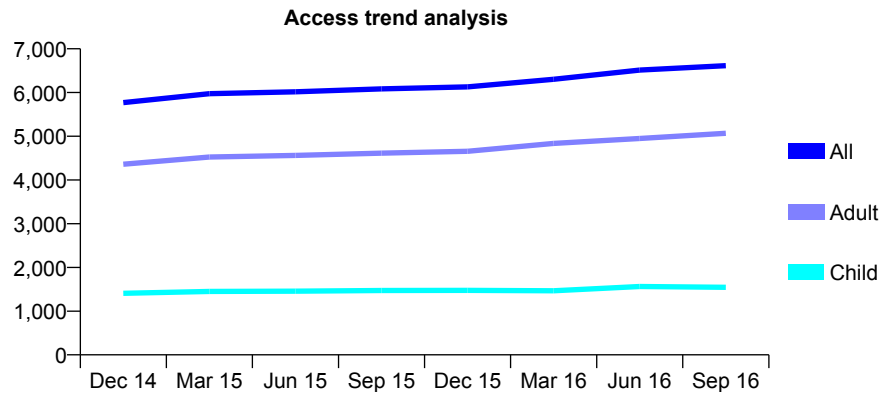
## Q70 - Vital Signs At a Glance Contract Report for 146447/0002 - September 2016

Name or company name	Dentapol Ltd
Contract type name	GDS Contract
Purpose of contract	General
Contract start date	01/01/2007
Contract end date	

16/17 Contracted general activity (UDA)	24,000
Carry forward general activity (UDA)	-238
16/17 Contracted orthodontic activity (UOA)	0
Carry forward orthodontic activity (UOA)	0
Baseline contract value	£583,326.10

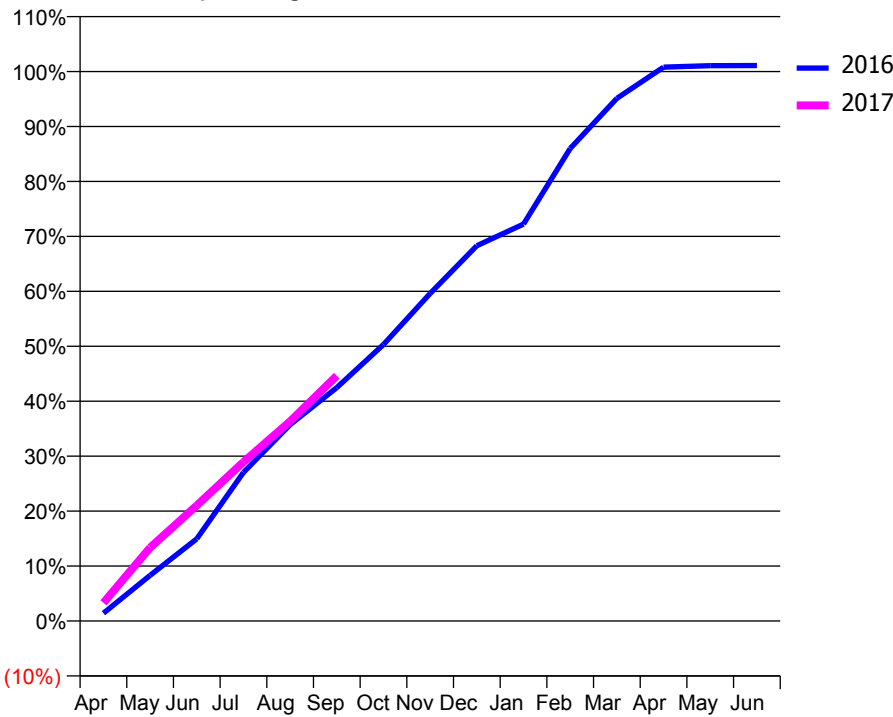
### ACCESS\*

Patients seen in 24 months	Total	Change since previous quarter
Quarter ending September 2015	6,084	
Quarter ending December 2015	6,130	→
Quarter ending March 2016	6,303	↑
Quarter ending June 2016	6,512	↑
Quarter ending September 2016	6,613	→
<b>Variance since September 2015</b>	<b>8.7%</b>	<b>↑</b>



### ACTIVITY

Cumulative percentage of contracted UDA delivered 2016 & 2017



Month	Adjusted Scheduled Activity (UDA)	
	2016	2017
April	308	795
May	1,809	3,207
June	3,256	5,046
July	5,883	6,944
August	7,772	8,721
September	9,239	10,715
October	10,944	
November	12,965	
December	14,857	
January	15,710	
February	18,701	
March	20,685	
April	21,922	
May	21,979	
June	21,988	

### QUALITY

	Quantity	Base Number	Contract	AT	Region	England
% of FP17s for the same patient ID Re-attending within 3 months - Children	128	1,203	10.6%	10.3%	11.8%	12.4%
% of FP17s for the same patient ID Re-attending within 3 months - Adults	710	3,693	19.2%	15.1%	16.6%	16.7%
% of FP17s for the same patient ID Re-attending between 3 & 9 months - Children	660	1,203	54.9%	60.7%	60.2%	57.4%
% of FP17s for the same patient ID Re-attending between 3 & 9 months - Adults	1,795	3,693	48.6%	52.7%	52.0%	50.5%
% of FP17s for Band 1 Urgent Courses	679	4,347	15.6%	9.6%	9.4%	9.1%
% of FP17s Relating to Free Repair or Replacements	33	4,347	0.8%	0.7%	0.7%	0.8%
% of FP17s Relating to Continuations	46	4,347	1.1%	1.3%	1.2%	1.3%
% of Patients satisfied with the dentistry they have received	3	4	N/A	91.6%	93.6%	93.2%
% of Patients satisfied with the time they had to wait for an appointment	3	4	N/A	87.7%	89.1%	89.0%

\* This is based on patients treated on this contract for their most recent course of treatment. Figures in italics indicate the base number of FP17s or Patient Questionnaire responses are less than 100. N/A is shown where the base number of responses is less than 10 during the period. % is calculated as Quantity/Base number\*100

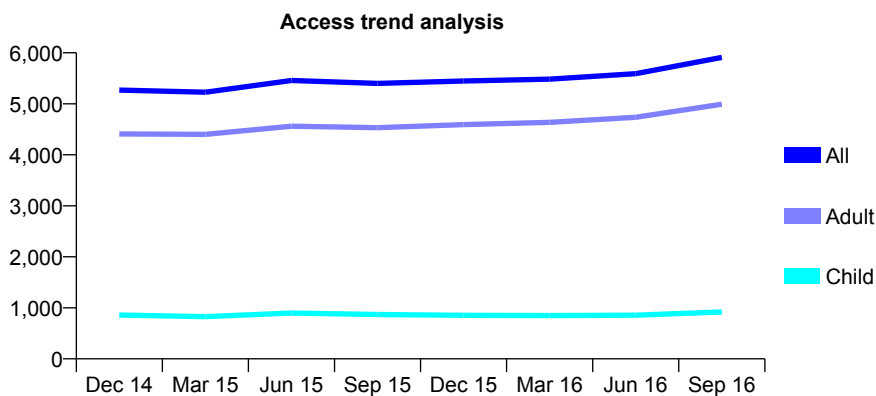
## Q70 - Vital Signs At a Glance Contract Report for 146447/0003 - September 2016

Name or company name	Dentapol Ltd
Contract type name	GDS Contract
Purpose of contract	General
Contract start date	01/01/2007
Contract end date	

16/17 Contracted general activity (UDA)	19,806
Carry forward general activity (UDA)	-145
16/17 Contracted orthodontic activity (UOA)	0
Carry forward orthodontic activity (UOA)	0
Baseline contract value	£534,779.84

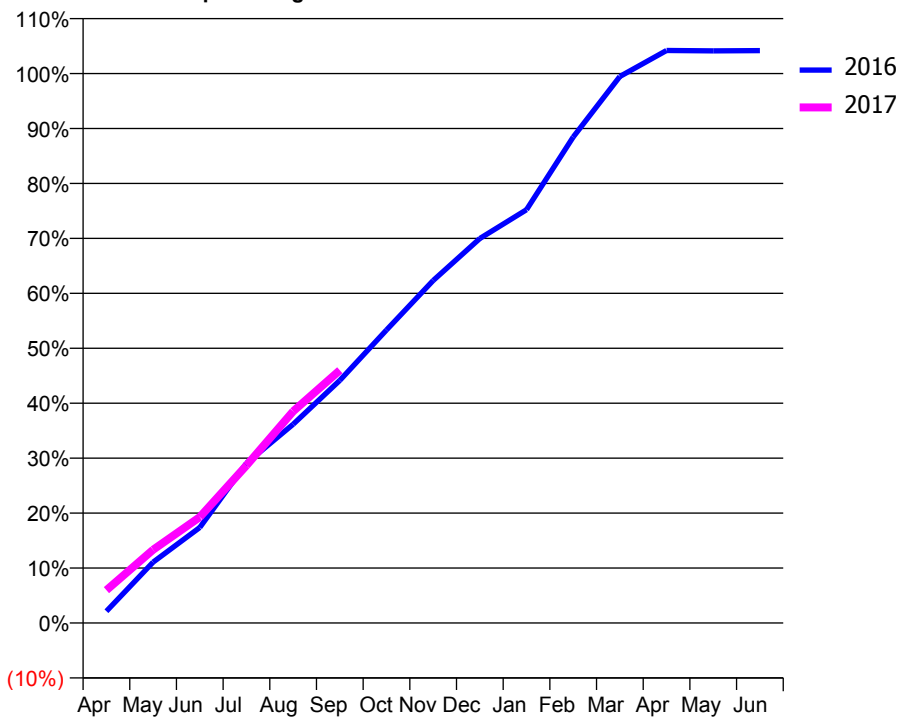
### ACCESS\*

Patients seen in 24 months	Total	Change since previous quarter
Quarter ending September 2015	5,401	
Quarter ending December 2015	5,447	→
Quarter ending March 2016	5,484	→
Quarter ending June 2016	5,592	→
Quarter ending September 2016	5,911	↑
<b>Variance since September 2015</b>	<b>9.4%</b>	<b>↑</b>



### ACTIVITY

Cumulative percentage of contracted UDA delivered 2016 & 2017



Month	Adjusted Scheduled Activity (UDA)	
	2016	2017
April	367	1,185
May	1,885	2,643
June	2,956	3,818
July	4,944	5,679
August	6,148	7,628
September	7,504	9,111
October	9,061	
November	10,591	
December	11,890	
January	12,782	
February	15,029	
March	16,904	
April	17,705	
May	17,694	
June	17,701	

### QUALITY

	Quantity	Base Number	Contract	AT	Region	England
% of FP17s for the same patient ID Re-attending within 3 months - Children	43	759	5.7%	10.3%	11.8%	12.4%
% of FP17s for the same patient ID Re-attending within 3 months - Adults	412	3,945	10.4%	15.1%	16.6%	16.7%
% of FP17s for the same patient ID Re-attending between 3 & 9 months - Children	366	759	48.2%	60.7%	60.2%	57.4%
% of FP17s for the same patient ID Re-attending between 3 & 9 months - Adults	2,103	3,945	53.3%	52.7%	52.0%	50.5%
% of FP17s for Band 1 Urgent Courses	608	4,363	13.9%	9.6%	9.4%	9.1%
% of FP17s Relating to Free Repair or Replacements	51	4,363	1.2%	0.7%	0.7%	0.8%
% of FP17s Relating to Continuations	36	4,363	0.8%	1.3%	1.2%	1.3%
% of Patients satisfied with the dentistry they have received	9	9	N/A	91.6%	93.6%	93.2%
% of Patients satisfied with the time they had to wait for an appointment	9	9	N/A	87.7%	89.1%	89.0%

\* This is based on patients treated on this contract for their most recent course of treatment. Figures in italics indicate the base number of FP17s or Patient Questionnaire responses are less than 100. N/A is shown where the base number of responses is less than 10 during the period. % is calculated as Quantity/Base number\*100

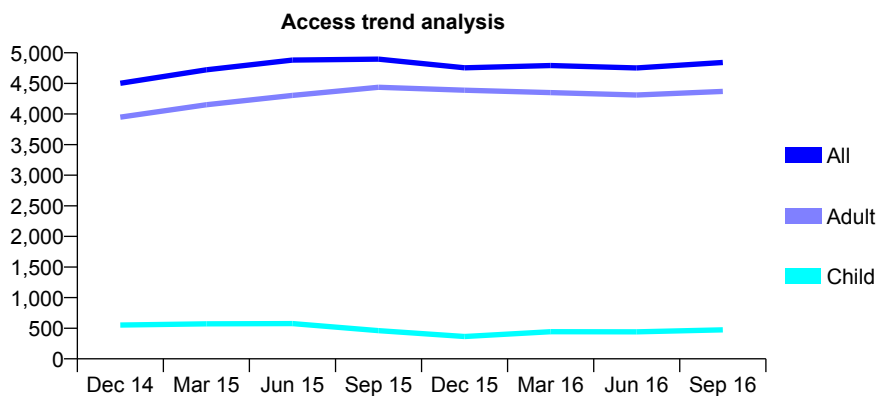
## Q70 - Vital Signs At a Glance Contract Report for 146447/0004 - September 2016

Name or company name	Dentapol Ltd
Contract type name	GDS Contract
Purpose of contract	General
Contract start date	01/01/2007
Contract end date	

16/17 Contracted general activity (UDA)	18,910
Carry forward general activity (UDA)	-112
16/17 Contracted orthodontic activity (UOA)	0
Carry forward orthodontic activity (UOA)	0
Baseline contract value	£530,719.01

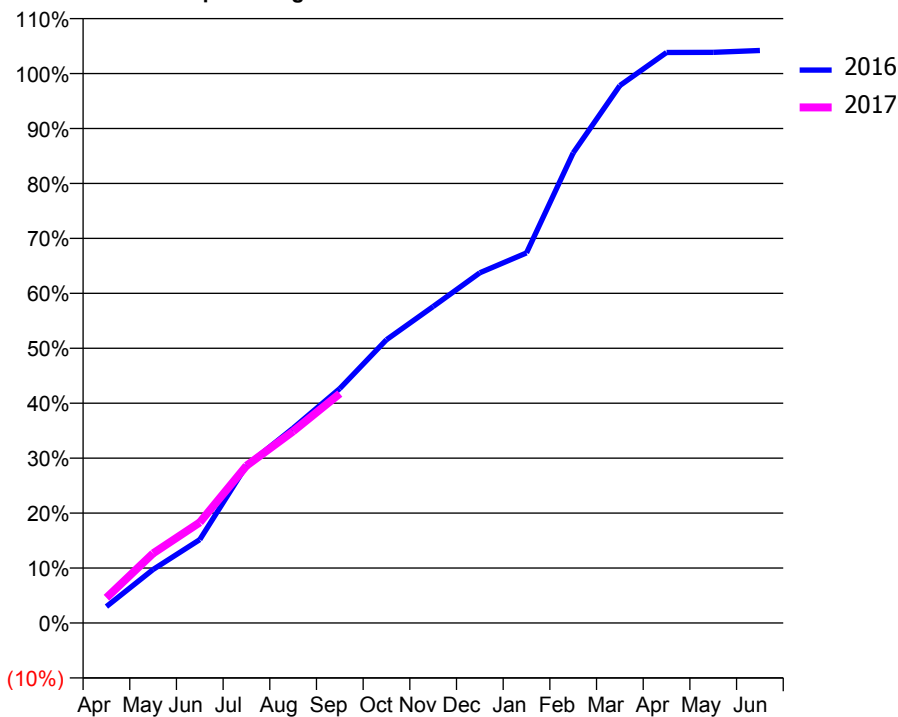
### ACCESS\*

Patients seen in 24 months	Total	Change since previous quarter
Quarter ending September 2015	4,897	
Quarter ending December 2015	4,755	↓
Quarter ending March 2016	4,792	→
Quarter ending June 2016	4,753	→
Quarter ending September 2016	4,843	→
<b>Variance since September 2015</b>	<b>(1.1%)</b>	<b>↓</b>



### ACTIVITY

Cumulative percentage of contracted UDA delivered 2016 & 2017



Adjusted Scheduled Activity (UDA)

Month	2016	2017
April	481	870
May	1,568	2,399
June	2,443	3,464
July	4,612	5,412
August	5,707	6,599
September	6,869	7,896
October	8,301	
November	9,271	
December	10,259	
January	10,844	
February	13,773	
March	15,743	
April	16,712	
May	16,716	
June	16,772	

### QUALITY

	Quantity	Base Number	Contract	AT	Region	England
% of FP17s for the same patient ID Re-attending within 3 months - Children	29	384	7.6%	10.3%	11.8%	12.4%
% of FP17s for the same patient ID Re-attending within 3 months - Adults	640	3,470	18.4%	15.1%	16.6%	16.7%
% of FP17s for the same patient ID Re-attending between 3 & 9 months - Children	83	384	21.6%	60.7%	60.2%	57.4%
% of FP17s for the same patient ID Re-attending between 3 & 9 months - Adults	1,862	3,470	53.7%	52.7%	52.0%	50.5%
% of FP17s for Band 1 Urgent Courses	497	3,453	14.4%	9.6%	9.4%	9.1%
% of FP17s Relating to Free Repair or Replacements	40	3,453	1.2%	0.7%	0.7%	0.8%
% of FP17s Relating to Continuations	37	3,453	1.1%	1.3%	1.2%	1.3%
% of Patients satisfied with the dentistry they have received	7	8	N/A	91.6%	93.6%	93.2%
% of Patients satisfied with the time they had to wait for an appointment	8	8	N/A	87.7%	89.1%	89.0%

\* This is based on patients treated on this contract for their most recent course of treatment. Figures in italics indicate the base number of FP17s or Patient Questionnaire responses are less than 100. N/A is shown where the base number of responses is less than 10 during the period. % is calculated as Quantity/Base number\*100

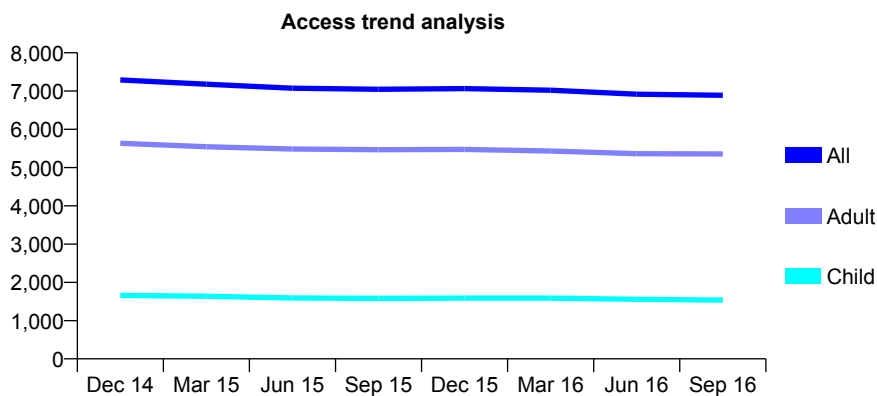
## Q70 - Vital Signs At a Glance Contract Report for 146447/0005 - September 2016

Name or company name	Dentapol Ltd
Contract type name	GDS Contract
Purpose of contract	General
Contract start date	01/01/2009
Contract end date	

16/17 Contracted general activity (UDA)	21,000
Carry forward general activity (UDA)	0
16/17 Contracted orthodontic activity (UOA)	0
Carry forward orthodontic activity (UOA)	0
Baseline contract value	£451,391.91

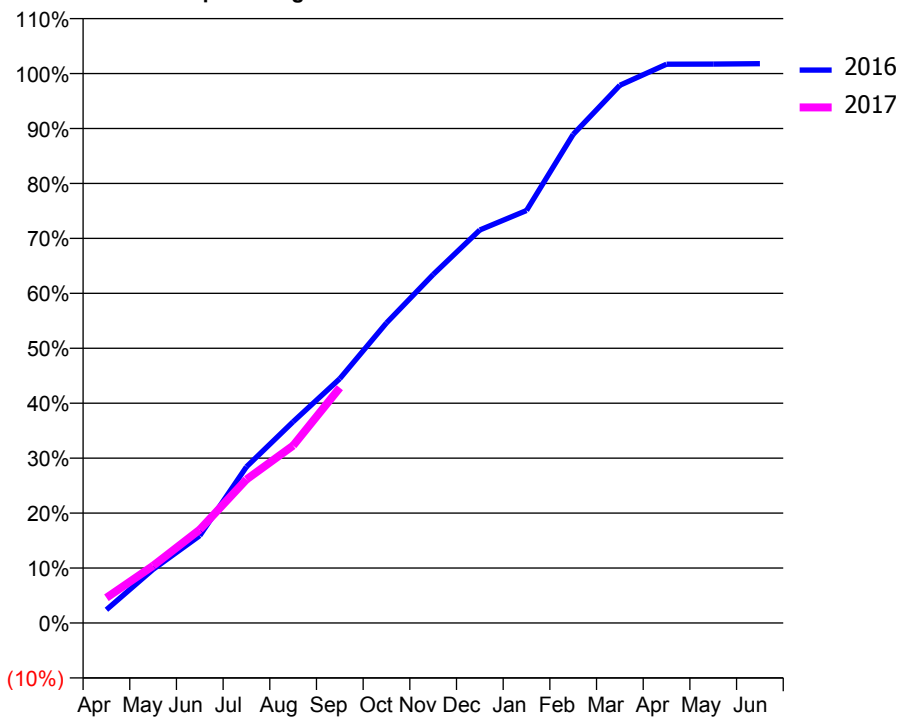
### ACCESS\*

Patients seen in 24 months	Total	Change since previous quarter
Quarter ending September 2015	7,047	
Quarter ending December 2015	7,064	→
Quarter ending March 2016	7,021	→
Quarter ending June 2016	6,919	↓
Quarter ending September 2016	6,890	→
<b>Variance since September 2015</b>	<b>(2.2%)</b>	<b>↓</b>



### ACTIVITY

Cumulative percentage of contracted UDA delivered 2016 & 2017



Month	Adjusted Scheduled Activity (UDA)	
	2016	2017
April	506	964
May	2,050	2,188
June	3,338	3,570
July	5,970	5,487
August	7,690	6,781
September	9,337	8,990
October	11,471	
November	13,317	
December	15,019	
January	15,767	
February	18,674	
March	20,550	
April	21,353	
May	21,358	
June	21,375	

### QUALITY

	Quantity	Base Number	Contract	AT	Region	England
% of FP17s for the same patient ID Re-attending within 3 months - Children	45	1,161	3.9%	10.3%	11.8%	12.4%
% of FP17s for the same patient ID Re-attending within 3 months - Adults	483	3,925	12.3%	15.1%	16.6%	16.7%
% of FP17s for the same patient ID Re-attending between 3 & 9 months - Children	806	1,161	69.4%	60.7%	60.2%	57.4%
% of FP17s for the same patient ID Re-attending between 3 & 9 months - Adults	2,624	3,925	66.9%	52.7%	52.0%	50.5%
% of FP17s for Band 1 Urgent Courses	323	4,677	6.9%	9.6%	9.4%	9.1%
% of FP17s Relating to Free Repair or Replacements	32	4,677	0.7%	0.7%	0.7%	0.8%
% of FP17s Relating to Continuations	32	4,677	0.7%	1.3%	1.2%	1.3%
% of Patients satisfied with the dentistry they have received	3	3	N/A	91.6%	93.6%	93.2%
% of Patients satisfied with the time they had to wait for an appointment	2	3	N/A	87.7%	89.1%	89.0%

\* This is based on patients treated on this contract for their most recent course of treatment. Figures in italics indicate the base number of FP17s or Patient Questionnaire responses are less than 100. N/A is shown where the base number of responses is less than 10 during the period. % is calculated as Quantity/Base number\*100

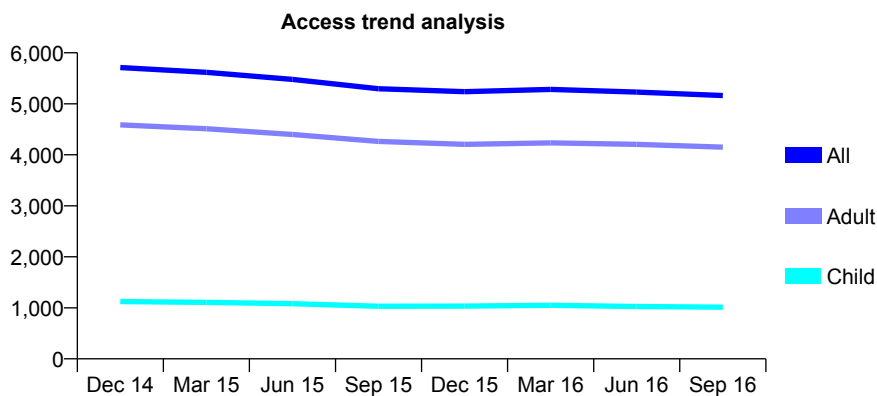
## Q70 - Vital Signs At a Glance Contract Report for 146447/0006 - September 2016

Name or company name	Dentapol Ltd
Contract type name	PDS Plus Contract
Purpose of contract	General
Contract start date	01/12/2010
Contract end date	30/11/2020

16/17 Contracted general activity (UDA)	13,000
Carry forward general activity (UDA)	0
16/17 Contracted orthodontic activity (UOA)	0
Carry forward orthodontic activity (UOA)	0
Baseline contract value	£217,788.37

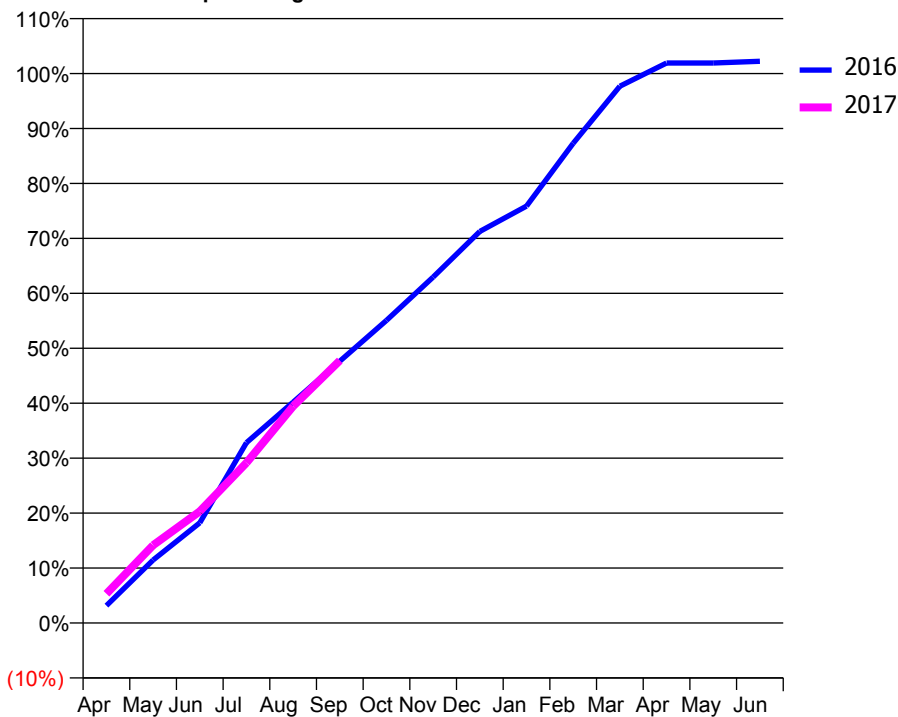
### ACCESS\*

Patients seen in 24 months	Total	Change since previous quarter
Quarter ending September 2015	5,295	
Quarter ending December 2015	5,239	↓
Quarter ending March 2016	5,283	→
Quarter ending June 2016	5,231	→
Quarter ending September 2016	5,162	↓
<b>Variance since September 2015</b>	<b>(2.5%)</b>	<b>↓</b>



### ACTIVITY

Cumulative percentage of contracted UDA delivered 2016 & 2017



Adjusted Scheduled Activity (UDA)

Month	2016	2017
April	413	693
May	1,490	1,841
June	2,370	2,641
July	4,265	3,790
August	5,224	5,129
September	6,196	6,209
October	7,158	
November	8,184	
December	9,264	
January	9,863	
February	11,348	
March	12,699	
April	13,249	
May	13,249	
June	13,289	

### QUALITY

	Quantity	Base Number	Contract	AT	Region	England
% of FP17s for the same patient ID Re-attending within 3 months - Children	48	812	5.9%	10.3%	11.8%	12.4%
% of FP17s for the same patient ID Re-attending within 3 months - Adults	409	2,747	14.9%	15.1%	16.6%	16.7%
% of FP17s for the same patient ID Re-attending between 3 & 9 months - Children	548	812	67.5%	60.7%	60.2%	57.4%
% of FP17s for the same patient ID Re-attending between 3 & 9 months - Adults	1,327	2,747	48.3%	52.7%	52.0%	50.5%
% of FP17s for Band 1 Urgent Courses	368	3,265	11.3%	9.6%	9.4%	9.1%
% of FP17s Relating to Free Repair or Replacements	28	3,265	0.9%	0.7%	0.7%	0.8%
% of FP17s Relating to Continuations	28	3,265	0.9%	1.3%	1.2%	1.3%
% of Patients satisfied with the dentistry they have received	21	23	91.3%	91.6%	93.6%	93.2%
% of Patients satisfied with the time they had to wait for an appointment	18	23	78.3%	87.7%	89.1%	89.0%

\* This is based on patients treated on this contract for their most recent course of treatment. Figures in italics indicate the base number of FP17s or Patient Questionnaire responses are less than 100. N/A is shown where the base number of responses is less than 10 during the period. % is calculated as Quantity/Base number\*100

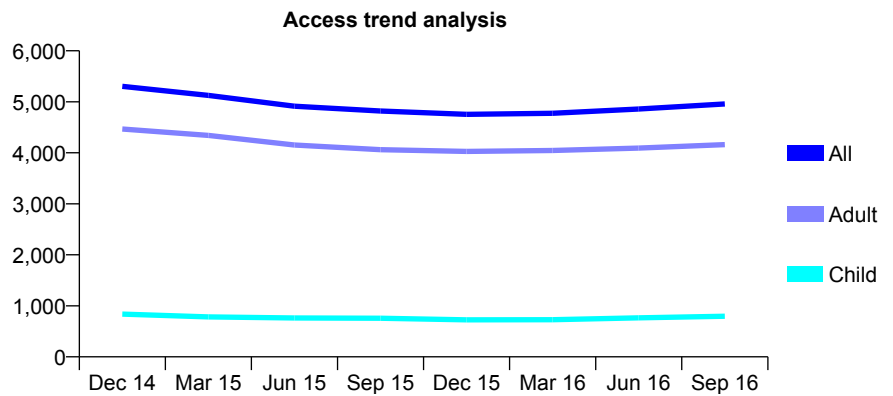
## Q70 - Vital Signs At a Glance Contract Report for 146447/0007 - September 2016

Name or company name	Dentapol Ltd
Contract type name	PDS Plus Contract
Purpose of contract	General
Contract start date	01/12/2010
Contract end date	30/11/2020

16/17 Contracted general activity (UDA)	16,400
Carry forward general activity (UDA)	0
16/17 Contracted orthodontic activity (UOA)	0
Carry forward orthodontic activity (UOA)	0
Baseline contract value	£276,540.79

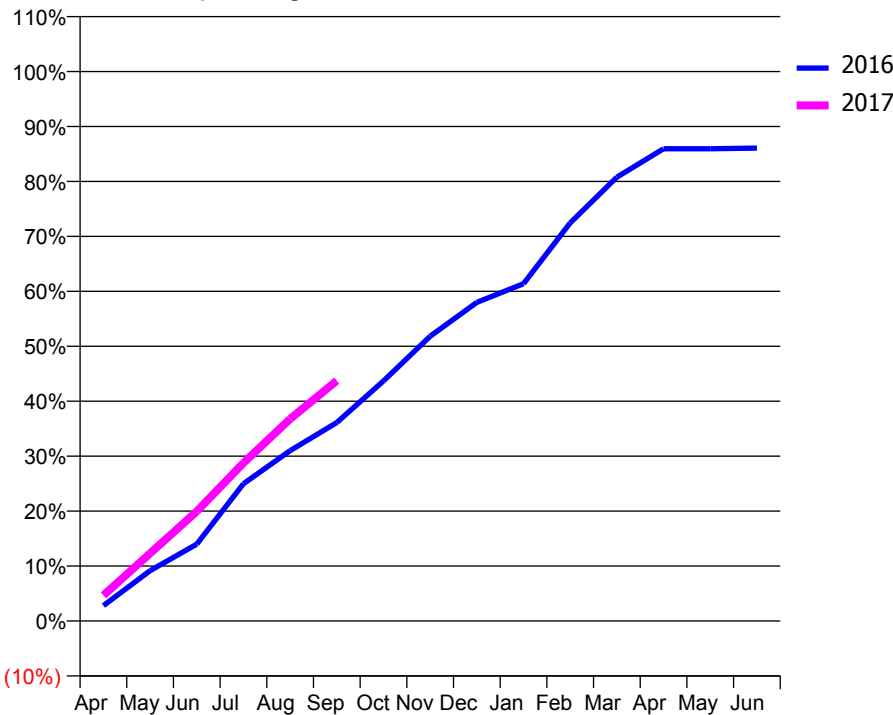
### ACCESS\*

Patients seen in 24 months	Total	Change since previous quarter
Quarter ending September 2015	4,819	
Quarter ending December 2015	4,753	↓
Quarter ending March 2016	4,774	→
Quarter ending June 2016	4,858	→
Quarter ending September 2016	4,957	↑
<b>Variance since September 2015</b>	<b>2.9%</b>	<b>↑</b>



### ACTIVITY

Cumulative percentage of contracted UDA delivered 2016 & 2017



Month	Adjusted Scheduled Activity (UDA)	
	2016	2017
April	461	765
May	1,503	2,021
June	2,295	3,275
July	4,097	4,718
August	5,084	6,032
September	5,922	7,174
October	7,165	
November	8,498	
December	9,511	
January	10,068	
February	11,884	
March	13,248	
April	14,094	
May	14,094	
June	14,113	

### QUALITY

	Quantity	Base Number	Contract	AT	Region	England
% of FP17s for the same patient ID Re-attending within 3 months - Children	27	602	4.5%	10.3%	11.8%	12.4%
% of FP17s for the same patient ID Re-attending within 3 months - Adults	423	2,991	14.1%	15.1%	16.6%	16.7%
% of FP17s for the same patient ID Re-attending between 3 & 9 months - Children	338	602	56.1%	60.7%	60.2%	57.4%
% of FP17s for the same patient ID Re-attending between 3 & 9 months - Adults	1,554	2,991	52.0%	52.7%	52.0%	50.5%
% of FP17s for Band 1 Urgent Courses	284	3,289	8.6%	9.6%	9.4%	9.1%
% of FP17s Relating to Free Repair or Replacements	10	3,289	0.3%	0.7%	0.7%	0.8%
% of FP17s Relating to Continuations	21	3,289	0.6%	1.3%	1.2%	1.3%
% of Patients satisfied with the dentistry they have received	28	34	82.4%	91.6%	93.6%	93.2%
% of Patients satisfied with the time they had to wait for an appointment	33	34	97.1%	87.7%	89.1%	89.0%

\* This is based on patients treated on this contract for their most recent course of treatment. Figures in italics indicate the base number of FP17s or Patient Questionnaire responses are less than 100. N/A is shown where the base number of responses is less than 10 during the period. % is calculated as Quantity/Base number\*100



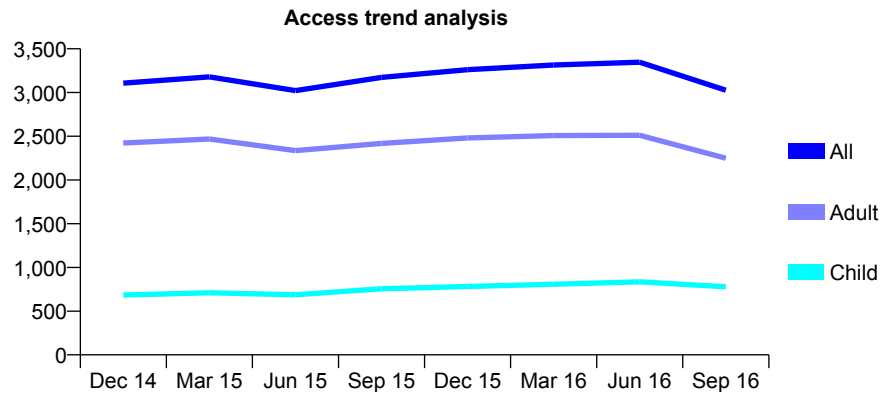
## Q70 - Vital Signs At a Glance Contract Report for 146447/0008 - September 2016

Name or company name	Dentapol Ltd
Contract type name	PDS Plus Contract
Purpose of contract	General
Contract start date	01/02/2011
Contract end date	30/11/2020

16/17 Contracted general activity (UDA)	9,000
Carry forward general activity (UDA)	-116
16/17 Contracted orthodontic activity (UOA)	0
Carry forward orthodontic activity (UOA)	0
Baseline contract value	£150,776.57

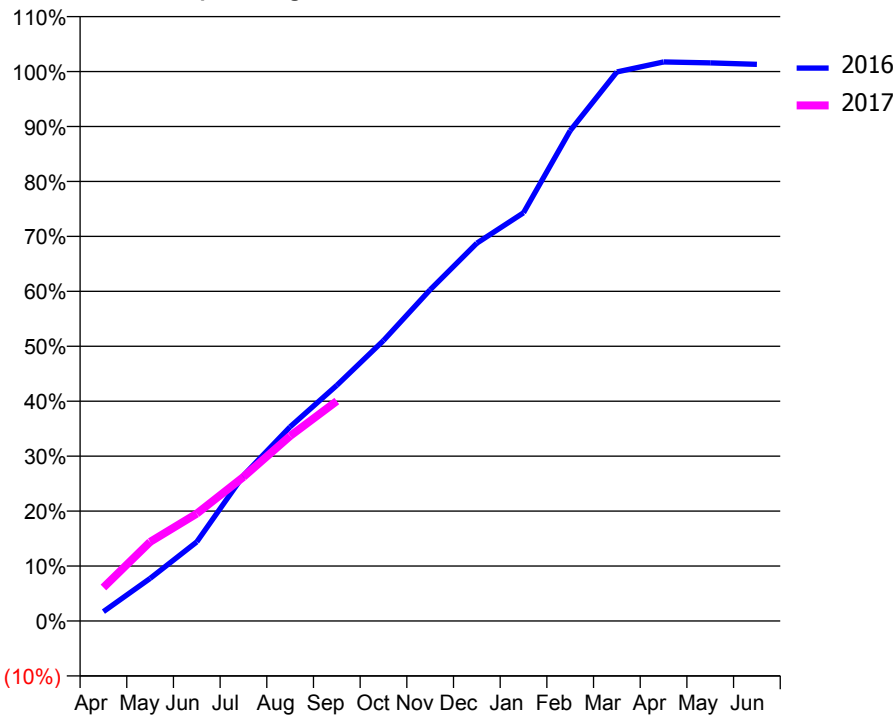
### ACCESS\*

Patients seen in 24 months	Total	Change since previous quarter
Quarter ending September 2015	3,173	
Quarter ending December 2015	3,262	↑
Quarter ending March 2016	3,315	→
Quarter ending June 2016	3,346	→
Quarter ending September 2016	3,026	↓
<b>Variance since September 2015</b>	<b>(4.6%)</b>	<b>↓</b>



### ACTIVITY

Cumulative percentage of contracted UDA delivered 2016 & 2017



Month	Adjusted Scheduled Activity (UDA)	
	2016	2017
April	155	550
May	698	1,296
June	1,297	1,760
July	2,383	2,359
August	3,182	3,029
September	3,860	3,603
October	4,593	
November	5,426	
December	6,189	
January	6,686	
February	8,031	
March	8,994	
April	9,157	
May	9,140	
June	9,116	

### QUALITY

	Quantity	Base Number	Contract	AT	Region	England
% of FP17s for the same patient ID Re-attending within 3 months - Children	17	517	3.3%	10.3%	11.8%	12.4%
% of FP17s for the same patient ID Re-attending within 3 months - Adults	42	1,357	3.1%	15.1%	16.6%	16.7%
% of FP17s for the same patient ID Re-attending between 3 & 9 months - Children	211	517	40.8%	60.7%	60.2%	57.4%
% of FP17s for the same patient ID Re-attending between 3 & 9 months - Adults	496	1,357	36.6%	52.7%	52.0%	50.5%
% of FP17s for Band 1 Urgent Courses	317	1,791	17.7%	9.6%	9.4%	9.1%
% of FP17s Relating to Free Repair or Replacements	16	1,791	0.9%	0.7%	0.7%	0.8%
% of FP17s Relating to Continuations	9	1,791	0.5%	1.3%	1.2%	1.3%
% of Patients satisfied with the dentistry they have received	20	23	87.0%	91.6%	93.6%	93.2%
% of Patients satisfied with the time they had to wait for an appointment	19	23	82.6%	87.7%	89.1%	89.0%

\* This is based on patients treated on this contract for their most recent course of treatment. Figures in italics indicate the base number of FP17s or Patient Questionnaire responses are less than 100. N/A is shown where the base number of responses is less than 10 during the period. % is calculated as Quantity/Base number\*100

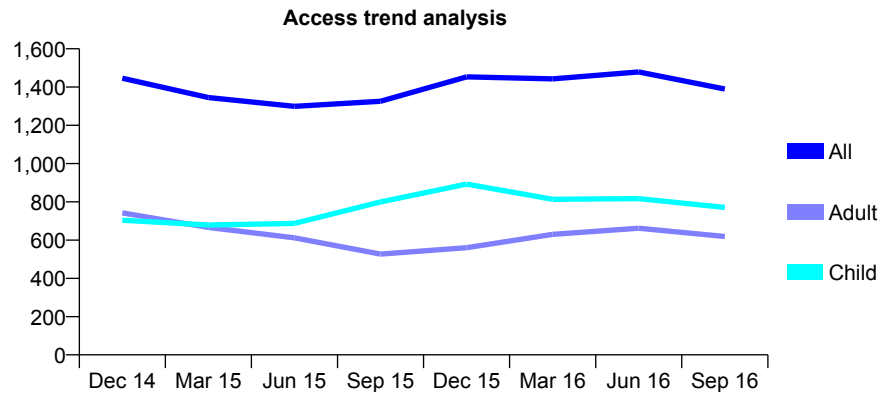
## Q70 - Vital Signs At a Glance Contract Report for 146447/0009 - September 2016

Name or company name	Dentapol Ltd
Contract type name	PDS Plus Contract
Purpose of contract	General
Contract start date	01/02/2011
Contract end date	30/11/2020

16/17 Contracted general activity (UDA)	3,000
Carry forward general activity (UDA)	-16
16/17 Contracted orthodontic activity (UOA)	0
Carry forward orthodontic activity (UOA)	0
Baseline contract value	£50,258.85

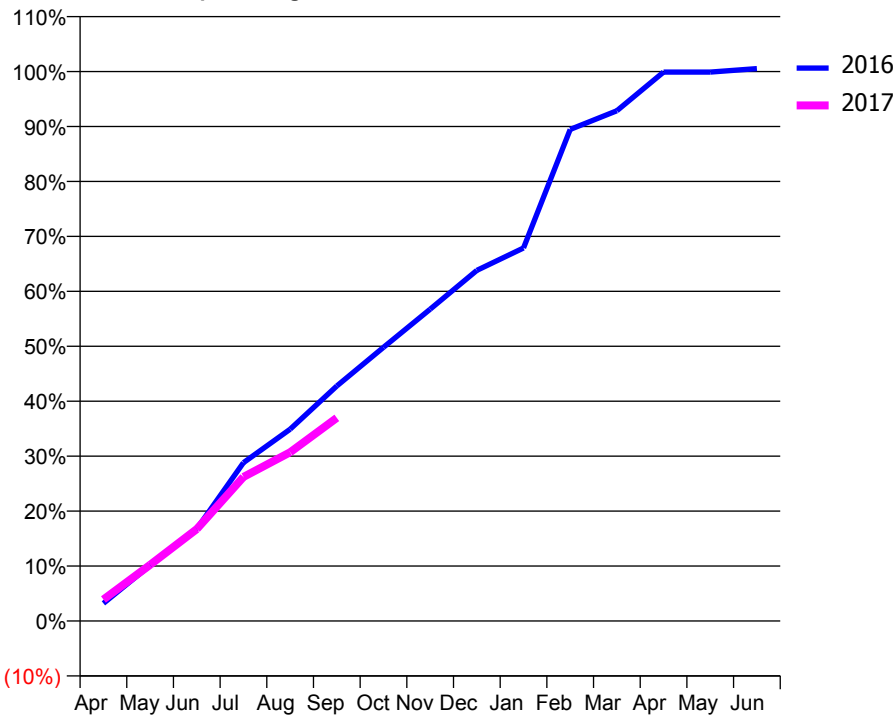
### ACCESS\*

Patients seen in 24 months	Total	Change since previous quarter
Quarter ending September 2015	1,326	
Quarter ending December 2015	1,453	↑
Quarter ending March 2016	1,443	→
Quarter ending June 2016	1,479	↑
Quarter ending September 2016	1,390	↓
<b>Variance since September 2015</b>	<b>4.8%</b>	<b>↑</b>



### ACTIVITY

Cumulative percentage of contracted UDA delivered 2016 & 2017



Month	Adjusted Scheduled Activity (UDA)	
	2016	2017
April	96	117
May	304	307
June	503	502
July	865	787
August	1,047	921
September	1,283	1,109
October	1,494	
November	1,703	
December	1,915	
January	2,037	
February	2,684	
March	2,786	
April	2,997	
May	2,997	
June	3,016	

### QUALITY

	Quantity	Base Number	Contract	AT	Region	England
% of FP17s for the same patient ID Re-attending within 3 months - Children	8	548	1.5%	10.3%	11.8%	12.4%
% of FP17s for the same patient ID Re-attending within 3 months - Adults	2	391	0.5%	15.1%	16.6%	16.7%
% of FP17s for the same patient ID Re-attending between 3 & 9 months - Children	326	548	59.5%	60.7%	60.2%	57.4%
% of FP17s for the same patient ID Re-attending between 3 & 9 months - Adults	61	391	15.6%	52.7%	52.0%	50.5%
% of FP17s for Band 1 Urgent Courses	11	851	1.3%	9.6%	9.4%	9.1%
% of FP17s Relating to Free Repair or Replacements	3	851	0.4%	0.7%	0.7%	0.8%
% of FP17s Relating to Continuations	0	851	0.0%	1.3%	1.2%	1.3%
% of Patients satisfied with the dentistry they have received	12	13	92.3%	91.6%	93.6%	93.2%
% of Patients satisfied with the time they had to wait for an appointment	11	13	84.6%	87.7%	89.1%	89.0%

\* This is based on patients treated on this contract for their most recent course of treatment. Figures in italics indicate the base number of FP17s or Patient Questionnaire responses are less than 100. N/A is shown where the base number of responses is less than 10 during the period. % is calculated as Quantity/Base number\*100

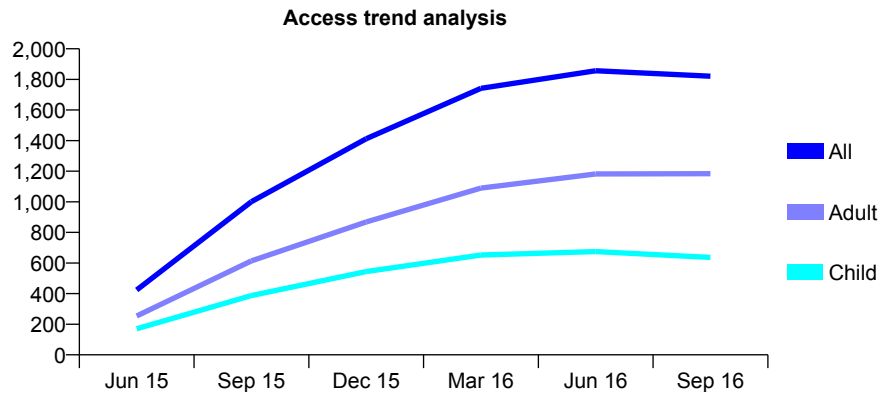
## Q70 - Vital Signs At a Glance Contract Report for 147133/0001 - September 2016

Name or company name	John Cobley and Lucille James
Contract type name	GDS Contract
Purpose of contract	General
Contract start date	01/04/2015
Contract end date	

16/17 Contracted general activity (UDA)	2,883
Carry forward general activity (UDA)	-46
16/17 Contracted orthodontic activity (UOA)	0
Carry forward orthodontic activity (UOA)	0
Baseline contract value	£67,129.09

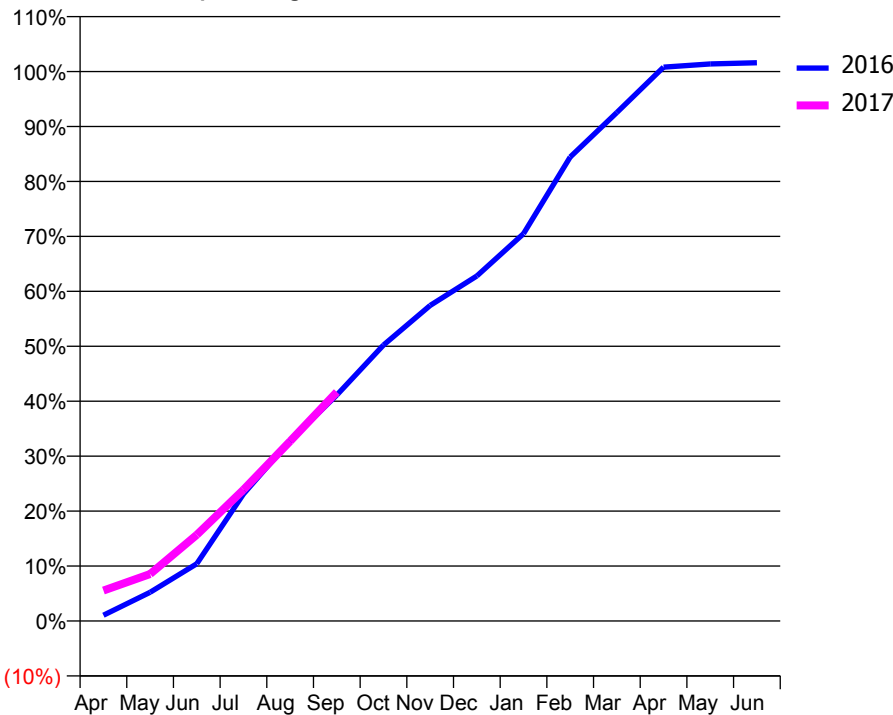
### ACCESS\*

Patients seen in 24 months	Total	Change since previous quarter
Quarter ending September 2015	1,001	
Quarter ending December 2015	1,412	↑
Quarter ending March 2016	1,742	↑
Quarter ending June 2016	1,857	↑
Quarter ending September 2016	1,821	↓
<b>Variance since September 2015</b>	<b>81.9%</b>	<b>↑</b>



### ACTIVITY

Cumulative percentage of contracted UDA delivered 2016 & 2017



Month	Adjusted Scheduled Activity (UDA)	
	2016	2017
April	31	160
May	152	246
June	303	453
July	671	689
August	954	943
September	1,194	1,202
October	1,459	
November	1,668	
December	1,824	
January	2,048	
February	2,453	
March	2,688	
April	2,928	
May	2,945	
June	2,951	

### QUALITY

	Quantity	Base Number	Contract	AT	Region	England
% of FP17s for the same patient ID Re-attending within 3 months - Children	7	376	1.9%	10.3%	11.8%	12.4%
% of FP17s for the same patient ID Re-attending within 3 months - Adults	60	690	8.7%	15.1%	16.6%	16.7%
% of FP17s for the same patient ID Re-attending between 3 & 9 months - Children	118	376	31.4%	60.7%	60.2%	57.4%
% of FP17s for the same patient ID Re-attending between 3 & 9 months - Adults	205	690	29.7%	52.7%	52.0%	50.5%
% of FP17s for Band 1 Urgent Courses	19	517	3.7%	9.6%	9.4%	9.1%
% of FP17s Relating to Free Repair or Replacements	3	517	0.6%	0.7%	0.7%	0.8%
% of FP17s Relating to Continuations	2	517	0.4%	1.3%	1.2%	1.3%
% of Patients satisfied with the dentistry they have received	1	1	N/A	91.6%	93.6%	93.2%
% of Patients satisfied with the time they had to wait for an appointment	0	1	N/A	87.7%	89.1%	89.0%

\* This is based on patients treated on this contract for their most recent course of treatment. Figures in italics indicate the base number of FP17s or Patient Questionnaire responses are less than 100. N/A is shown where the base number of responses is less than 10 during the period. % is calculated as Quantity/Base number\*100

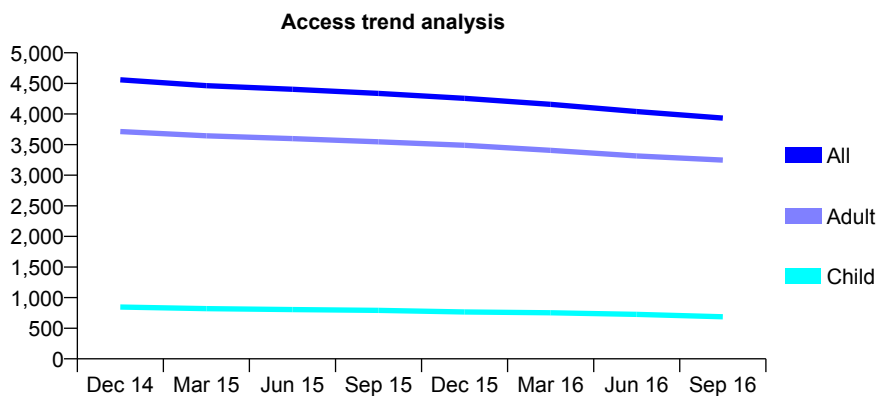
## Q70 - Vital Signs At a Glance Contract Report for 147435/0001 - September 2016

Name or company name	Fieldream Ltd
Contract type name	GDS Contract
Purpose of contract	General
Contract start date	01/08/2007
Contract end date	

16/17 Contracted general activity (UDA)	13,238
Carry forward general activity (UDA)	0
16/17 Contracted orthodontic activity (UOA)	0
Carry forward orthodontic activity (UOA)	0
Baseline contract value	£288,569.32

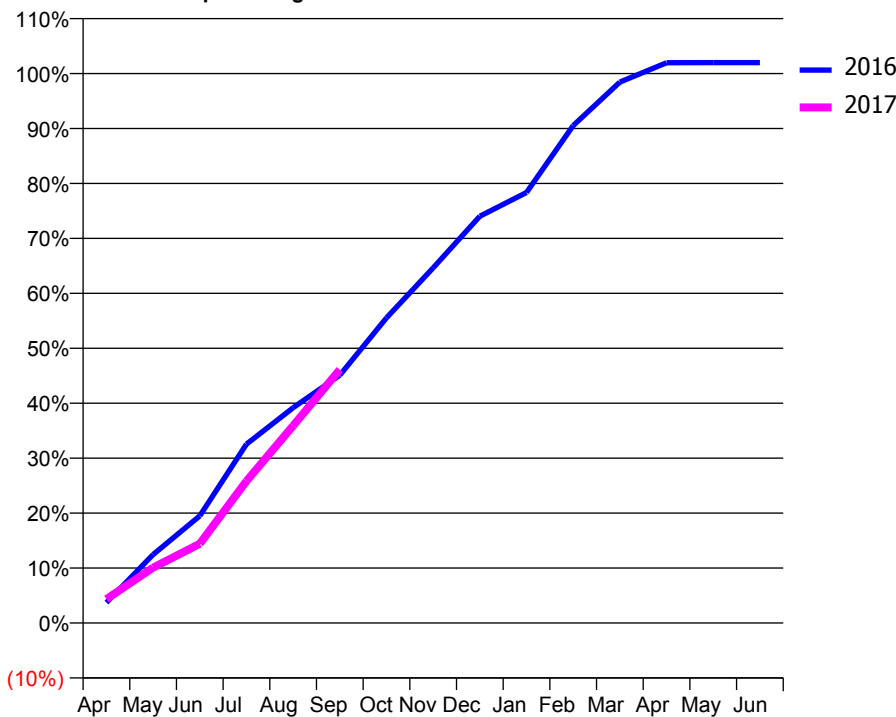
### ACCESS\*

Patients seen in 24 months	Total	Change since previous quarter
Quarter ending September 2015	4,336	
Quarter ending December 2015	4,255	↓
Quarter ending March 2016	4,159	↓
Quarter ending June 2016	4,041	↓
Quarter ending September 2016	3,934	↓
<b>Variance since September 2015</b>	<b>(9.3%)</b>	<b>↓</b>



### ACTIVITY

Cumulative percentage of contracted UDA delivered 2016 & 2017



Adjusted Scheduled Activity (UDA)

Month	2016	2017
April	494	577
May	1,649	1,335
June	2,581	1,909
July	4,310	3,420
August	5,186	4,753
September	5,970	6,107
October	7,353	
November	8,556	
December	9,800	
January	10,372	
February	11,984	
March	13,030	
April	13,497	
May	13,500	
June	13,501	

### QUALITY

	Quantity	Base Number	Contract	AT	Region	England
% of FP17s for the same patient ID Re-attending within 3 months - Children	38	579	6.6%	10.3%	11.8%	12.4%
% of FP17s for the same patient ID Re-attending within 3 months - Adults	272	2,376	11.4%	15.1%	16.6%	16.7%
% of FP17s for the same patient ID Re-attending between 3 & 9 months - Children	435	579	75.1%	60.7%	60.2%	57.4%
% of FP17s for the same patient ID Re-attending between 3 & 9 months - Adults	1,555	2,376	65.4%	52.7%	52.0%	50.5%
% of FP17s for Band 1 Urgent Courses	94	2,775	3.4%	9.6%	9.4%	9.1%
% of FP17s Relating to Free Repair or Replacements	12	2,775	0.4%	0.7%	0.7%	0.8%
% of FP17s Relating to Continuations	12	2,775	0.4%	1.3%	1.2%	1.3%
% of Patients satisfied with the dentistry they have received	3	3	N/A	91.6%	93.6%	93.2%
% of Patients satisfied with the time they had to wait for an appointment	3	3	N/A	87.7%	89.1%	89.0%

\* This is based on patients treated on this contract for their most recent course of treatment. Figures in italics indicate the base number of FP17s or Patient Questionnaire responses are less than 100. N/A is shown where the base number of responses is less than 10 during the period. % is calculated as Quantity/Base number\*100

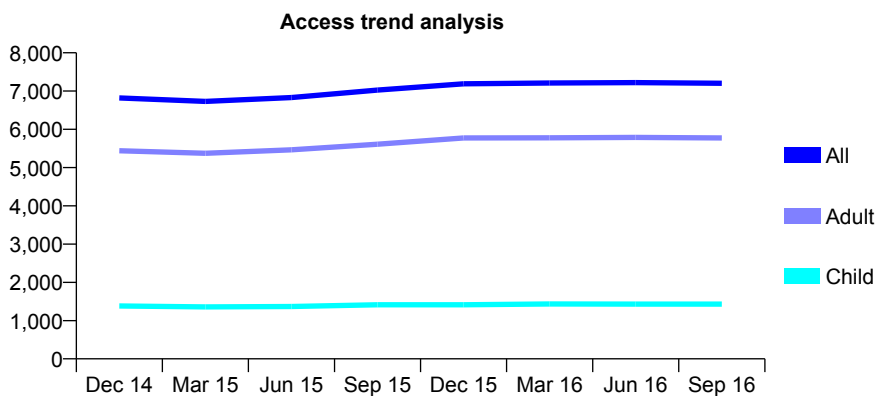
## Q70 - Vital Signs At a Glance Contract Report for 149802/0001 - September 2016

Name or company name	Dental Care Centre
Contract type name	GDS Contract
Purpose of contract	General
Contract start date	01/11/2009
Contract end date	

16/17 Contracted general activity (UDA)	22,750
Carry forward general activity (UDA)	17
16/17 Contracted orthodontic activity (UOA)	0
Carry forward orthodontic activity (UOA)	0
Baseline contract value	£571,074.32

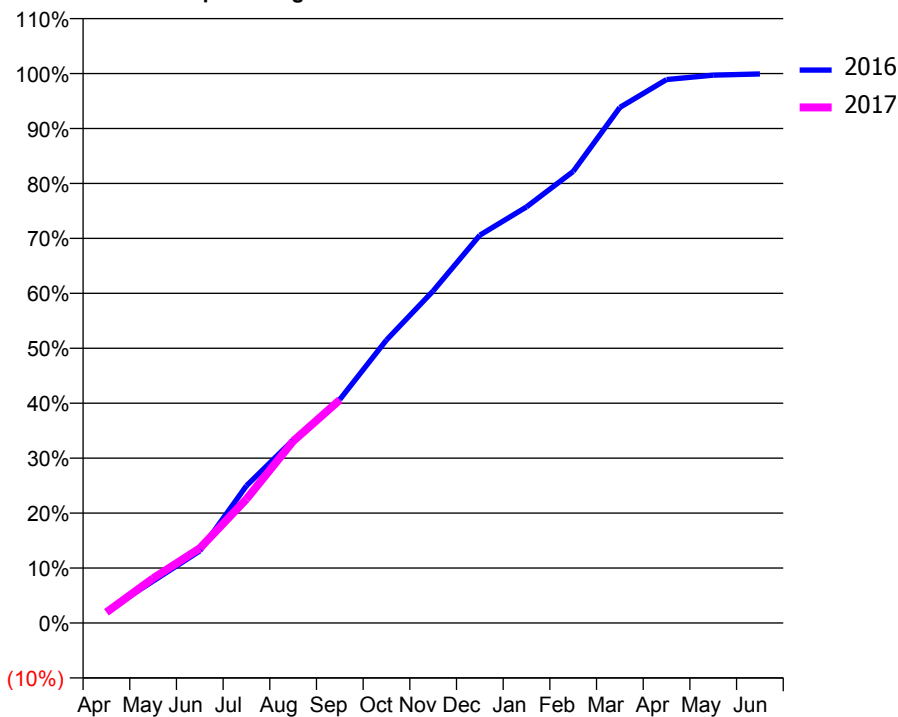
### ACCESS\*

Patients seen in 24 months	Total	Change since previous quarter
Quarter ending September 2015	7,026	
Quarter ending December 2015	7,190	↑
Quarter ending March 2016	7,210	→
Quarter ending June 2016	7,220	→
Quarter ending September 2016	7,203	→
<b>Variance since September 2015</b>	<b>2.5%</b>	<b>↑</b>



### ACTIVITY

Cumulative percentage of contracted UDA delivered 2016 & 2017



Month	Adjusted Scheduled Activity (UDA)	
	2016	2017
April	490	445
May	1,739	1,850
June	2,985	3,093
July	5,684	5,131
August	7,578	7,530
September	9,254	9,238
October	11,715	
November	13,747	
December	16,057	
January	17,226	
February	18,695	
March	21,344	
April	22,502	
May	22,684	
June	22,733	

### QUALITY

	Quantity	Base Number	Contract	AT	Region	England
% of FP17s for the same patient ID Re-attending within 3 months - Children	50	1,123	4.5%	10.3%	11.8%	12.4%
% of FP17s for the same patient ID Re-attending within 3 months - Adults	435	4,286	10.1%	15.1%	16.6%	16.7%
% of FP17s for the same patient ID Re-attending between 3 & 9 months - Children	701	1,123	62.4%	60.7%	60.2%	57.4%
% of FP17s for the same patient ID Re-attending between 3 & 9 months - Adults	2,725	4,286	63.6%	52.7%	52.0%	50.5%
% of FP17s for Band 1 Urgent Courses	174	4,743	3.7%	9.6%	9.4%	9.1%
% of FP17s Relating to Free Repair or Replacements	32	4,743	0.7%	0.7%	0.7%	0.8%
% of FP17s Relating to Continuations	27	4,743	0.6%	1.3%	1.2%	1.3%
% of Patients satisfied with the dentistry they have received	4	4	N/A	91.6%	93.6%	93.2%
% of Patients satisfied with the time they had to wait for an appointment	4	4	N/A	87.7%	89.1%	89.0%

\* This is based on patients treated on this contract for their most recent course of treatment. Figures in italics indicate the base number of FP17s or Patient Questionnaire responses are less than 100. N/A is shown where the base number of responses is less than 10 during the period. % is calculated as Quantity/Base number\*100

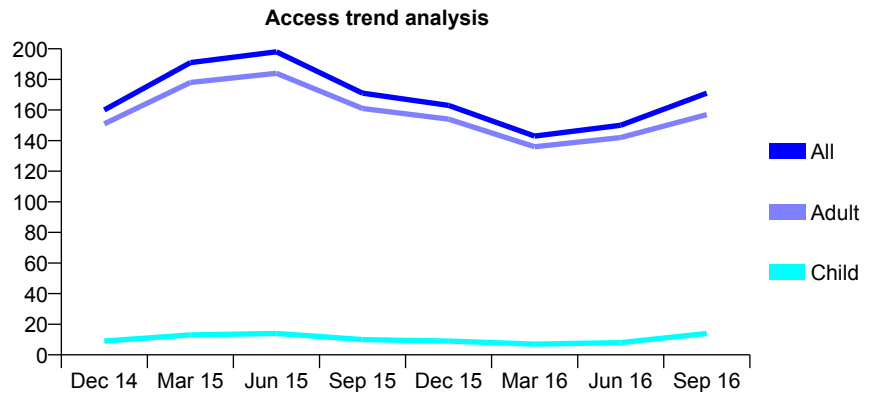
## Q70 - Vital Signs At a Glance Contract Report for 149802/0002 - September 2016

Name or company name	Dental Care Centre
Contract type name	GDS Contract
Purpose of contract	General
Contract start date	01/04/2010
Contract end date	

16/17 Contracted general activity (UDA)	250
Carry forward general activity (UDA)	0
16/17 Contracted orthodontic activity (UOA)	0
Carry forward orthodontic activity (UOA)	0
Baseline contract value	£0.00

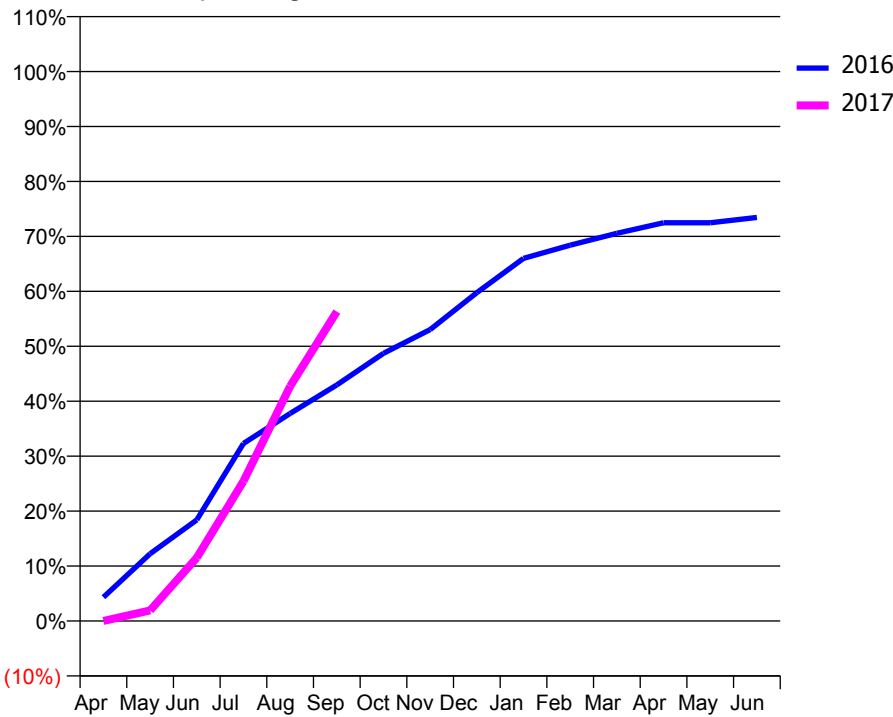
### ACCESS\*

Patients seen in 24 months	Total	Change since previous quarter
Quarter ending September 2015	171	
Quarter ending December 2015	163	↓
Quarter ending March 2016	143	↓
Quarter ending June 2016	150	↑
Quarter ending September 2016	171	↑
<b>Variance since September 2015</b>	0.0%	→



### ACTIVITY

Cumulative percentage of contracted UDA delivered 2016 & 2017



Adjusted Scheduled Activity (UDA)		
Month	2016	2017
April	11	0
May	31	5
June	46	29
July	81	64
August	94	107
September	107	141
October	122	
November	133	
December	149	
January	165	
February	171	
March	176	
April	181	
May	181	
June	184	

### QUALITY

	Quantity	Base Number	Contract	AT	Region	England
% of FP17s for the same patient ID Re-attending within 3 months - Children	0	14	0.0%	10.3%	11.8%	12.4%
% of FP17s for the same patient ID Re-attending within 3 months - Adults	1	95	1.1%	15.1%	16.6%	16.7%
% of FP17s for the same patient ID Re-attending between 3 & 9 months - Children	0	14	0.0%	60.7%	60.2%	57.4%
% of FP17s for the same patient ID Re-attending between 3 & 9 months - Adults	0	95	0.0%	52.7%	52.0%	50.5%
% of FP17s for Band 1 Urgent Courses	84	103	81.6%	9.6%	9.4%	9.1%
% of FP17s Relating to Free Repair or Replacements	0	103	0.0%	0.7%	0.7%	0.8%
% of FP17s Relating to Continuations	0	103	0.0%	1.3%	1.2%	1.3%
% of Patients satisfied with the dentistry they have received	0	0	N/A	91.6%	93.6%	93.2%
% of Patients satisfied with the time they had to wait for an appointment	0	0	N/A	87.7%	89.1%	89.0%

\* This is based on patients treated on this contract for their most recent course of treatment. Figures in italics indicate the base number of FP17s or Patient Questionnaire responses are less than 100. N/A is shown where the base number of responses is less than 10 during the period. % is calculated as Quantity/Base number\*100

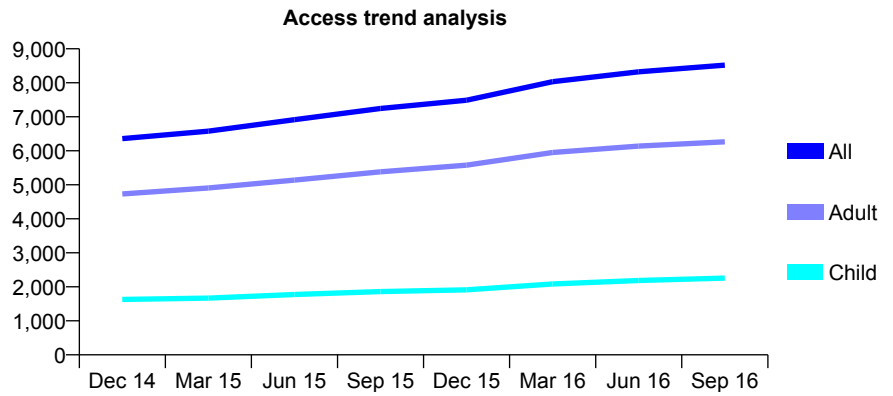
## Q70 - Vital Signs At a Glance Contract Report for 149802/0003 - September 2016

Name or company name	Dental Care Centre
Contract type name	GDS Contract
Purpose of contract	General
Contract start date	15/06/2010
Contract end date	

16/17 Contracted general activity (UDA)	22,750
Carry forward general activity (UDA)	0
16/17 Contracted orthodontic activity (UOA)	0
Carry forward orthodontic activity (UOA)	0
Baseline contract value	£575,507.96

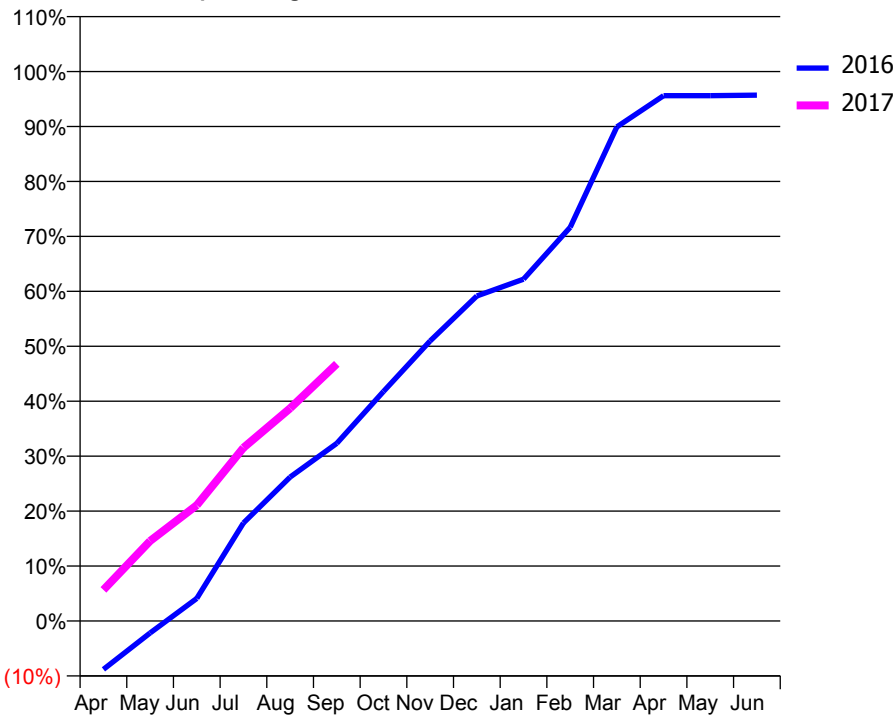
### ACCESS\*

Patients seen in 24 months	Total	Change since previous quarter
Quarter ending September 2015	7,244	
Quarter ending December 2015	7,490	↑
Quarter ending March 2016	8,034	↑
Quarter ending June 2016	8,324	↑
Quarter ending September 2016	8,520	↑
<b>Variance since September 2015</b>	<b>17.6%</b>	<b>↑</b>



### ACTIVITY

Cumulative percentage of contracted UDA delivered 2016 & 2017



Month	Adjusted Scheduled Activity (UDA)	
	2016	2017
April	-2,009	1,287
May	-502	3,317
June	938	4,794
July	4,061	7,177
August	5,959	8,806
September	7,355	10,644
October	9,506	
November	11,596	
December	13,456	
January	14,150	
February	16,300	
March	20,455	
April	21,748	
May	21,749	
June	21,772	

### QUALITY

	Quantity	Base Number	Contract	AT	Region	England
% of FP17s for the same patient ID Re-attending within 3 months - Children	126	1,717	7.3%	10.3%	11.8%	12.4%
% of FP17s for the same patient ID Re-attending within 3 months - Adults	695	4,492	15.5%	15.1%	16.6%	16.7%
% of FP17s for the same patient ID Re-attending between 3 & 9 months - Children	1,143	1,717	66.6%	60.7%	60.2%	57.4%
% of FP17s for the same patient ID Re-attending between 3 & 9 months - Adults	2,677	4,492	59.6%	52.7%	52.0%	50.5%
% of FP17s for Band 1 Urgent Courses	422	5,637	7.5%	9.6%	9.4%	9.1%
% of FP17s Relating to Free Repair or Replacements	68	5,637	1.2%	0.7%	0.7%	0.8%
% of FP17s Relating to Continuations	57	5,637	1.0%	1.3%	1.2%	1.3%
% of Patients satisfied with the dentistry they have received	3	5	N/A	91.6%	93.6%	93.2%
% of Patients satisfied with the time they had to wait for an appointment	4	5	N/A	87.7%	89.1%	89.0%

\* This is based on patients treated on this contract for their most recent course of treatment. Figures in italics indicate the base number of FP17s or Patient Questionnaire responses are less than 100. N/A is shown where the base number of responses is less than 10 during the period. % is calculated as Quantity/Base number\*100



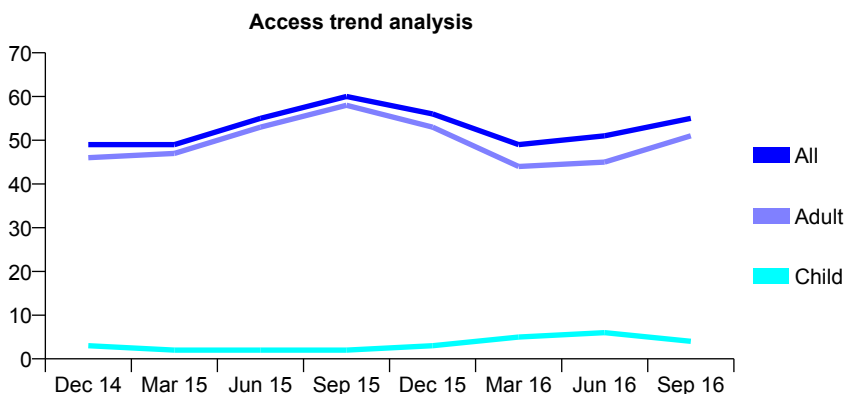
## Q70 - Vital Signs At a Glance Contract Report for 149802/0004 - September 2016

Name or company name	Dental Care Centre
Contract type name	GDS Contract
Purpose of contract	General
Contract start date	15/06/2010
Contract end date	

16/17 Contracted general activity (UDA)	250
Carry forward general activity (UDA)	0
16/17 Contracted orthodontic activity (UOA)	0
Carry forward orthodontic activity (UOA)	0
Baseline contract value	£0.00

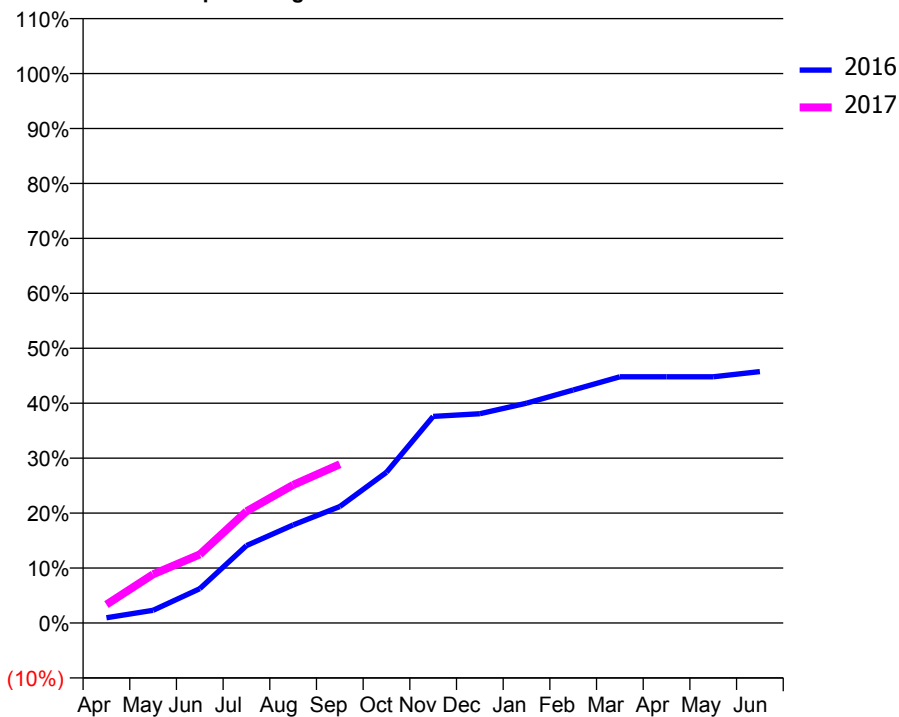
### ACCESS\*

Patients seen in 24 months	Total	Change since previous quarter
Quarter ending September 2015	60	
Quarter ending December 2015	56	↓
Quarter ending March 2016	49	↓
Quarter ending June 2016	51	↑
Quarter ending September 2016	55	↑
<b>Variance since September 2015</b>	<b>(8.3%)</b>	<b>↓</b>



### ACTIVITY

Cumulative percentage of contracted UDA delivered 2016 & 2017



Adjusted Scheduled Activity (UDA)

Month	2016	2017
April	2	8
May	6	22
June	16	31
July	35	51
August	45	63
September	53	72
October	69	
November	94	
December	95	
January	100	
February	106	
March	112	
April	112	
May	112	
June	114	

### QUALITY

	Quantity	Base Number	Contract	AT	Region	England
% of FP17s for the same patient ID Re-attending within 3 months - Children	0	5	0.0%	10.3%	11.8%	12.4%
% of FP17s for the same patient ID Re-attending within 3 months - Adults	0	49	0.0%	15.1%	16.6%	16.7%
% of FP17s for the same patient ID Re-attending between 3 & 9 months - Children	0	5	0.0%	60.7%	60.2%	57.4%
% of FP17s for the same patient ID Re-attending between 3 & 9 months - Adults	0	49	0.0%	52.7%	52.0%	50.5%
% of FP17s for Band 1 Urgent Courses	41	50	82.0%	9.6%	9.4%	9.1%
% of FP17s Relating to Free Repair or Replacements	0	50	0.0%	0.7%	0.7%	0.8%
% of FP17s Relating to Continuations	0	50	0.0%	1.3%	1.2%	1.3%
% of Patients satisfied with the dentistry they have received	0	0	N/A	91.6%	93.6%	93.2%
% of Patients satisfied with the time they had to wait for an appointment	0	0	N/A	87.7%	89.1%	89.0%

\* This is based on patients treated on this contract for their most recent course of treatment. Figures in italics indicate the base number of FP17s or Patient Questionnaire responses are less than 100. N/A is shown where the base number of responses is less than 10 during the period. % is calculated as Quantity/Base number\*100

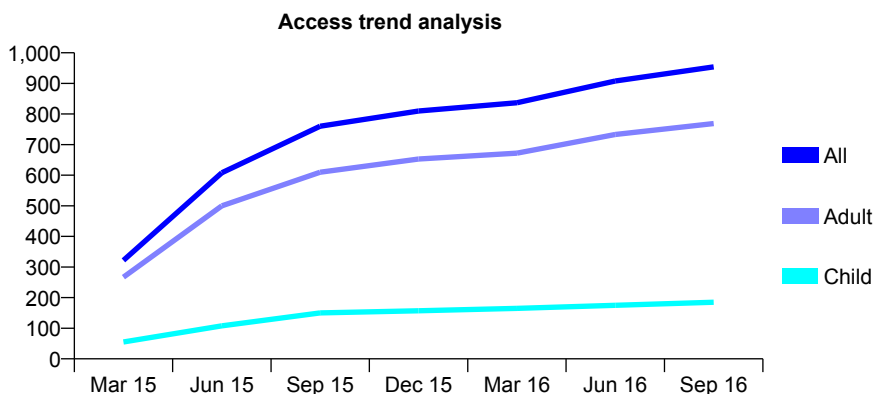
## Q70 - Vital Signs At a Glance Contract Report for 151041/0001 - September 2016

Name or company name	Dr Sravan Arcot
Contract type name	GDS Contract
Purpose of contract	General
Contract start date	05/12/2014
Contract end date	

16/17 Contracted general activity (UDA)	3,587
Carry forward general activity (UDA)	62
16/17 Contracted orthodontic activity (UOA)	0
Carry forward orthodontic activity (UOA)	0
Baseline contract value	£102,598.24

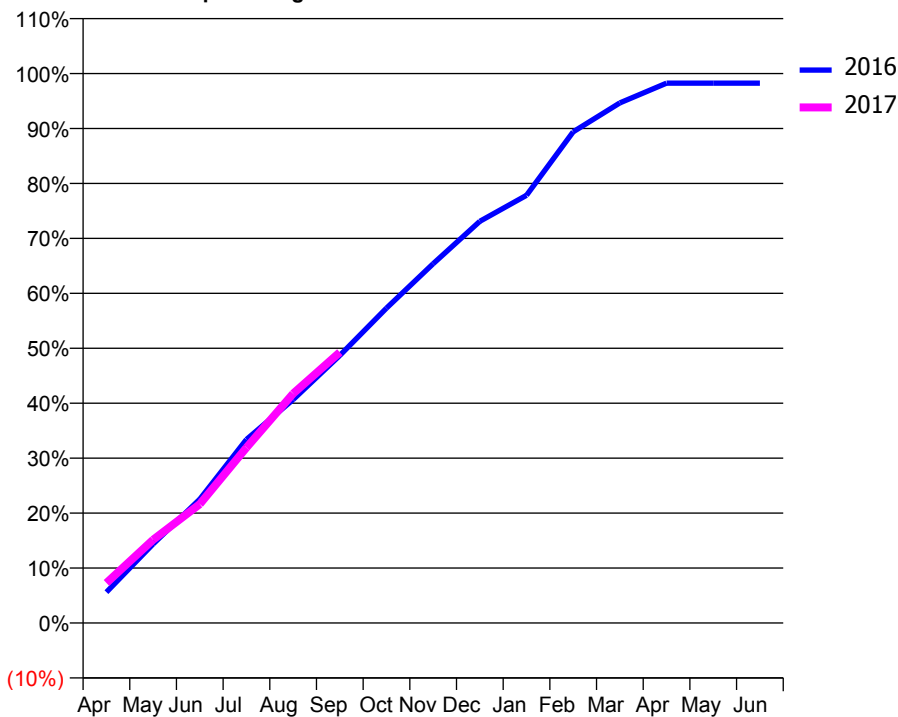
### ACCESS\*

Patients seen in 24 months	Total	Change since previous quarter
Quarter ending September 2015	760	
Quarter ending December 2015	810	↑
Quarter ending March 2016	837	↑
Quarter ending June 2016	908	↑
Quarter ending September 2016	954	↑
<b>Variance since September 2015</b>	<b>25.5%</b>	<b>↑</b>



### ACTIVITY

Cumulative percentage of contracted UDA delivered 2016 & 2017



Month	Adjusted Scheduled Activity (UDA)	
	2016	2017
April	202	262
May	515	544
June	809	776
July	1,198	1,145
August	1,458	1,498
September	1,746	1,768
October	2,056	
November	2,345	
December	2,622	
January	2,792	
February	3,207	
March	3,395	
April	3,524	
May	3,524	
June	3,524	

### QUALITY

	Quantity	Base Number	Contract	AT	Region	England
% of FP17s for the same patient ID Re-attending within 3 months - Children	9	126	7.1%	10.3%	11.8%	12.4%
% of FP17s for the same patient ID Re-attending within 3 months - Adults	101	589	17.1%	15.1%	16.6%	16.7%
% of FP17s for the same patient ID Re-attending between 3 & 9 months - Children	68	126	54.0%	60.7%	60.2%	57.4%
% of FP17s for the same patient ID Re-attending between 3 & 9 months - Adults	278	589	47.2%	52.7%	52.0%	50.5%
% of FP17s for Band 1 Urgent Courses	78	695	11.2%	9.6%	9.4%	9.1%
% of FP17s Relating to Free Repair or Replacements	15	695	2.2%	0.7%	0.7%	0.8%
% of FP17s Relating to Continuations	7	695	1.0%	1.3%	1.2%	1.3%
% of Patients satisfied with the dentistry they have received	2	2	N/A	91.6%	93.6%	93.2%
% of Patients satisfied with the time they had to wait for an appointment	2	2	N/A	87.7%	89.1%	89.0%

\* This is based on patients treated on this contract for their most recent course of treatment. Figures in italics indicate the base number of FP17s or Patient Questionnaire responses are less than 100. N/A is shown where the base number of responses is less than 10 during the period. % is calculated as Quantity/Base number\*100

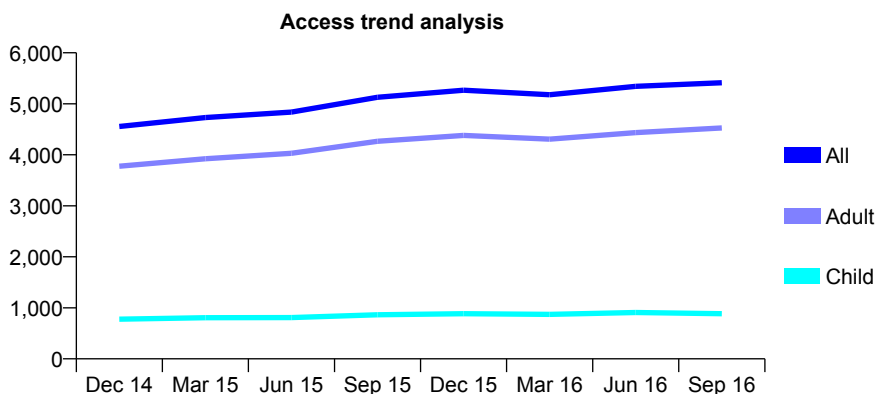
## Q70 - Vital Signs At a Glance Contract Report for 155020/0001 - September 2016

Name or company name	Old Christchurch Road Partnership
Contract type name	GDS Contract
Purpose of contract	General
Contract start date	01/04/2006
Contract end date	

16/17 Contracted general activity (UDA)	15,383
Carry forward general activity (UDA)	0
16/17 Contracted orthodontic activity (UOA)	0
Carry forward orthodontic activity (UOA)	0
Baseline contract value	£457,284.08

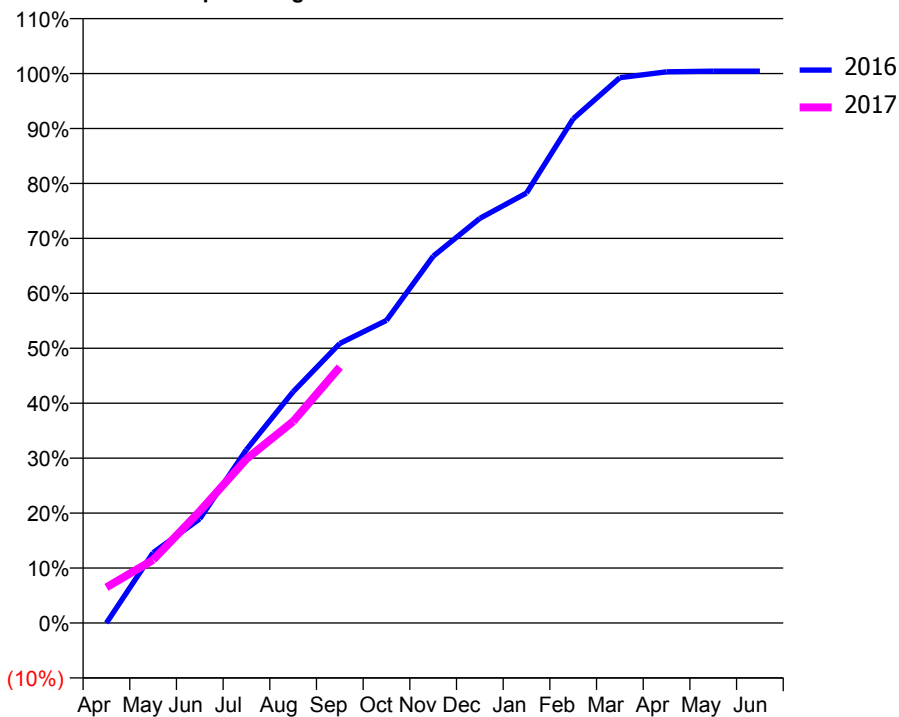
### ACCESS\*

Patients seen in 24 months	Total	Change since previous quarter
Quarter ending September 2015	5,129	
Quarter ending December 2015	5,267	↑
Quarter ending March 2016	5,178	↓
Quarter ending June 2016	5,343	↑
Quarter ending September 2016	5,412	→
<b>Variance since September 2015</b>	<b>5.5%</b>	<b>↑</b>



### ACTIVITY

Cumulative percentage of contracted UDA delivered 2016 & 2017



Month	Adjusted Scheduled Activity (UDA)	
	2016	2017
April	0	999
May	1,969	1,769
June	2,917	3,129
July	4,853	4,592
August	6,476	5,642
September	7,825	7,167
October	8,471	
November	10,267	
December	11,327	
January	12,037	
February	14,116	
March	15,265	
April	15,432	
May	15,449	
June	15,450	

### QUALITY

	Quantity	Base Number	Contract	AT	Region	England
% of FP17s for the same patient ID Re-attending within 3 months - Children	42	609	6.9%	10.3%	11.8%	12.4%
% of FP17s for the same patient ID Re-attending within 3 months - Adults	293	2,711	10.8%	15.1%	16.6%	16.7%
% of FP17s for the same patient ID Re-attending between 3 & 9 months - Children	334	609	54.8%	60.7%	60.2%	57.4%
% of FP17s for the same patient ID Re-attending between 3 & 9 months - Adults	1,339	2,711	49.4%	52.7%	52.0%	50.5%
% of FP17s for Band 1 Urgent Courses	135	3,257	4.1%	9.6%	9.4%	9.1%
% of FP17s Relating to Free Repair or Replacements	18	3,257	0.6%	0.7%	0.7%	0.8%
% of FP17s Relating to Continuations	59	3,257	1.8%	1.3%	1.2%	1.3%
% of Patients satisfied with the dentistry they have received	4	4	N/A	91.6%	93.6%	93.2%
% of Patients satisfied with the time they had to wait for an appointment	4	4	N/A	87.7%	89.1%	89.0%

\* This is based on patients treated on this contract for their most recent course of treatment. Figures in italics indicate the base number of FP17s or Patient Questionnaire responses are less than 100. N/A is shown where the base number of responses is less than 10 during the period. % is calculated as Quantity/Base number\*100

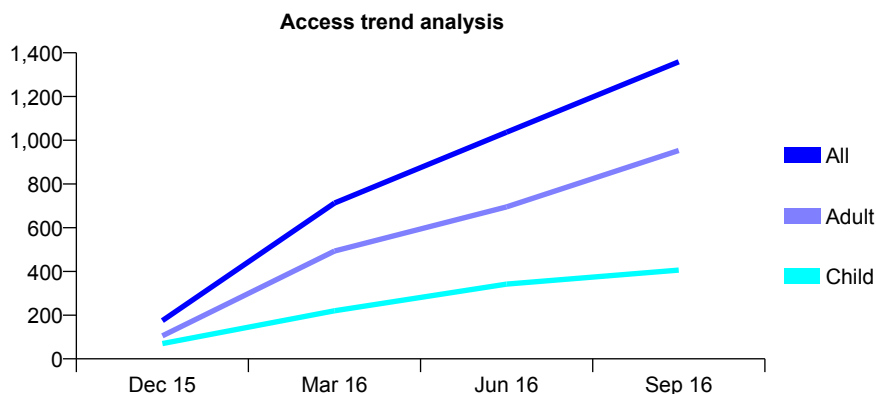
## Q70 - Vital Signs At a Glance Contract Report for 156884/0001 - September 2016

Name or company name	West End Smile Centre Limited
Contract type name	GDS Contract
Purpose of contract	General
Contract start date	01/11/2015
Contract end date	

16/17 Contracted general activity (UDA)	4,828
Carry forward general activity (UDA)	0
16/17 Contracted orthodontic activity (UOA)	0
Carry forward orthodontic activity (UOA)	0
Baseline contract value	£115,538.54

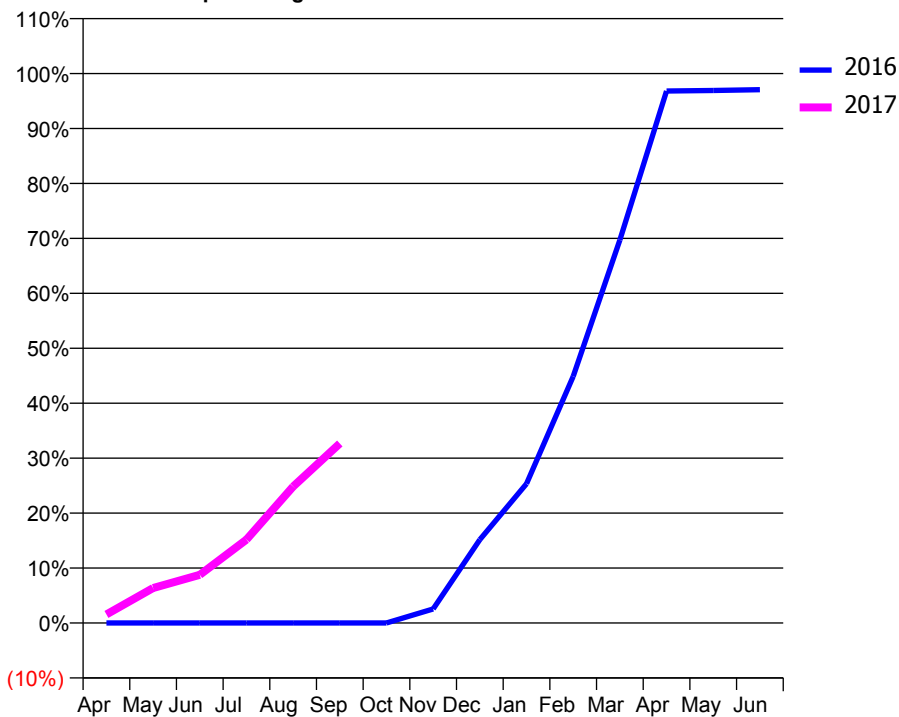
### ACCESS\*

Patients seen in 24 months	Total	Change since previous quarter
Quarter ending September 2015	0	
Quarter ending December 2015	175	↑
Quarter ending March 2016	713	↑
Quarter ending June 2016	1,037	↑
Quarter ending September 2016	1,359	↑
<b>Variance since September 2015</b>	N/A	



### ACTIVITY

Cumulative percentage of contracted UDA delivered 2016 & 2017



Adjusted Scheduled Activity (UDA)

Month	2016	2017
April	0	76
May	0	307
June	0	423
July	0	733
August	0	1,200
September	0	1,577
October	0	
November	51	
December	305	
January	510	
February	903	
March	1,402	
April	1,948	
May	1,950	
June	1,953	

### QUALITY

	Quantity	Base Number	Contract	AT	Region	England
% of FP17s for the same patient ID Re-attending within 3 months - Children	18	360	5.0%	10.3%	11.8%	12.4%
% of FP17s for the same patient ID Re-attending within 3 months - Adults	64	710	9.0%	15.1%	16.6%	16.7%
% of FP17s for the same patient ID Re-attending between 3 & 9 months - Children	97	360	26.9%	60.7%	60.2%	57.4%
% of FP17s for the same patient ID Re-attending between 3 & 9 months - Adults	113	710	15.9%	52.7%	52.0%	50.5%
% of FP17s for Band 1 Urgent Courses	51	841	6.1%	9.6%	9.4%	9.1%
% of FP17s Relating to Free Repair or Replacements	2	841	0.2%	0.7%	0.7%	0.8%
% of FP17s Relating to Continuations	9	841	1.1%	1.3%	1.2%	1.3%
% of Patients satisfied with the dentistry they have received	1	1	N/A	91.6%	93.6%	93.2%
% of Patients satisfied with the time they had to wait for an appointment	1	1	N/A	87.7%	89.1%	89.0%

\* This is based on patients treated on this contract for their most recent course of treatment. Figures in italics indicate the base number of FP17s or Patient Questionnaire responses are less than 100. N/A is shown where the base number of responses is less than 10 during the period. % is calculated as Quantity/Base number\*100

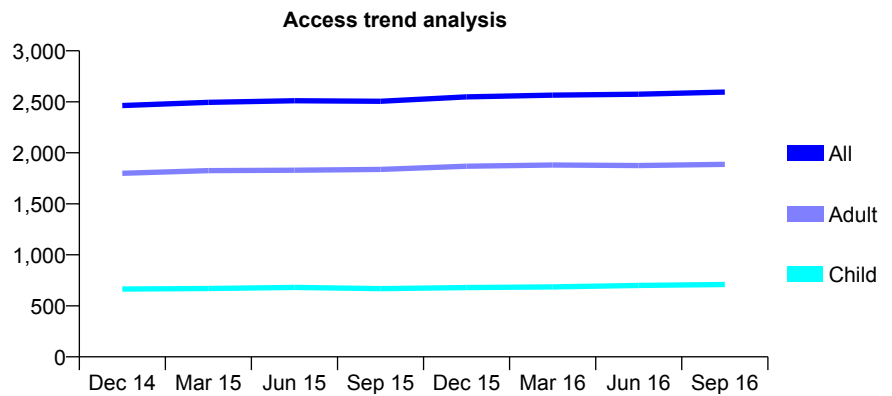
## Q70 - Vital Signs At a Glance Contract Report for 158720/0001 - September 2016

Name or company name	Mr A Dargahi
Contract type name	GDS Contract
Purpose of contract	General
Contract start date	13/04/2009
Contract end date	

16/17 Contracted general activity (UDA)	7,168
Carry forward general activity (UDA)	-143
16/17 Contracted orthodontic activity (UOA)	0
Carry forward orthodontic activity (UOA)	0
Baseline contract value	£241,862.28

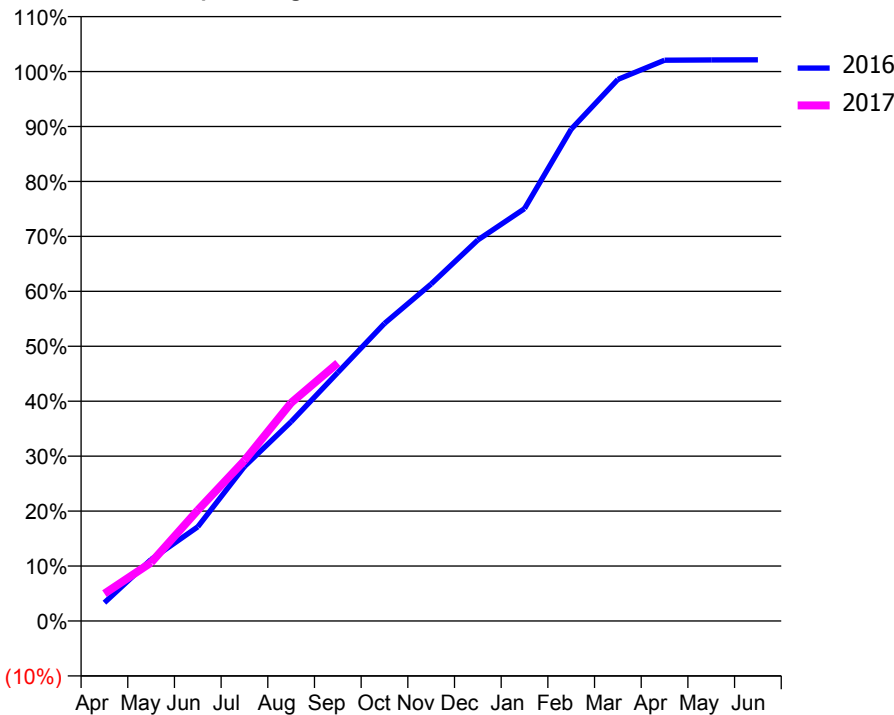
### ACCESS\*

Patients seen in 24 months	Total	Change since previous quarter
Quarter ending September 2015	2,505	
Quarter ending December 2015	2,548	→
Quarter ending March 2016	2,565	→
Quarter ending June 2016	2,575	→
Quarter ending September 2016	2,596	→
<b>Variance since September 2015</b>	<b>3.6%</b>	<b>↑</b>



### ACTIVITY

Cumulative percentage of contracted UDA delivered 2016 & 2017



Month	Adjusted Scheduled Activity (UDA)	
	2016	2017
April	239	358
May	803	763
June	1,228	1,447
July	2,016	2,093
August	2,600	2,847
September	3,242	3,366
October	3,881	
November	4,397	
December	4,970	
January	5,380	
February	6,415	
March	7,065	
April	7,315	
May	7,318	
June	7,320	

### QUALITY

	Quantity	Base Number	Contract	AT	Region	England
% of FP17s for the same patient ID Re-attending within 3 months - Children	22	500	4.4%	10.3%	11.8%	12.4%
% of FP17s for the same patient ID Re-attending within 3 months - Adults	199	1,263	15.8%	15.1%	16.6%	16.7%
% of FP17s for the same patient ID Re-attending between 3 & 9 months - Children	276	500	55.2%	60.7%	60.2%	57.4%
% of FP17s for the same patient ID Re-attending between 3 & 9 months - Adults	648	1,263	51.3%	52.7%	52.0%	50.5%
% of FP17s for Band 1 Urgent Courses	189	1,611	11.7%	9.6%	9.4%	9.1%
% of FP17s Relating to Free Repair or Replacements	0	1,611	0.0%	0.7%	0.7%	0.8%
% of FP17s Relating to Continuations	6	1,611	0.4%	1.3%	1.2%	1.3%
% of Patients satisfied with the dentistry they have received	4	5	N/A	91.6%	93.6%	93.2%
% of Patients satisfied with the time they had to wait for an appointment	4	5	N/A	87.7%	89.1%	89.0%

\* This is based on patients treated on this contract for their most recent course of treatment. Figures in italics indicate the base number of FP17s or Patient Questionnaire responses are less than 100. N/A is shown where the base number of responses is less than 10 during the period. % is calculated as Quantity/Base number\*100

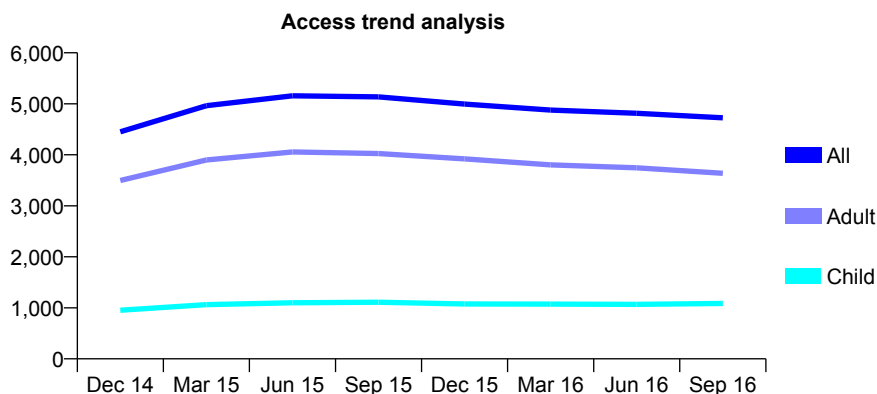
## Q70 - Vital Signs At a Glance Contract Report for 159239/0001 - September 2016

Name or company name	South England Dental Practice Partnership
Contract type name	GDS Contract
Purpose of contract	General
Contract start date	01/05/2013
Contract end date	

16/17 Contracted general activity (UDA)	17,500
Carry forward general activity (UDA)	0
16/17 Contracted orthodontic activity (UOA)	0
Carry forward orthodontic activity (UOA)	0
Baseline contract value	£444,207.07

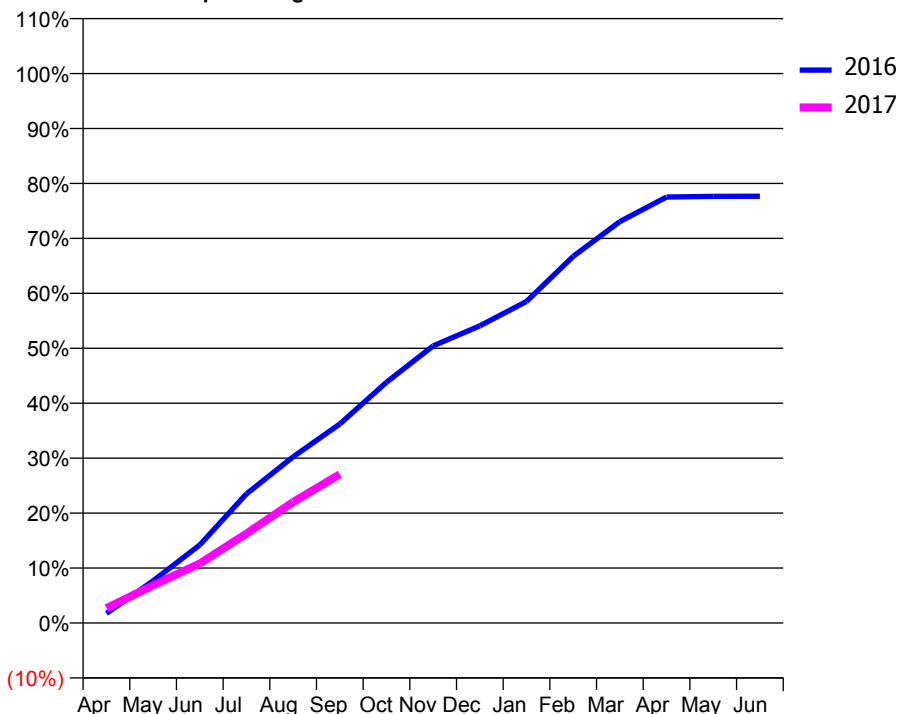
### ACCESS\*

Patients seen in 24 months	Total	Change since previous quarter
Quarter ending September 2015	5,135	
Quarter ending December 2015	4,996	↓
Quarter ending March 2016	4,876	↓
Quarter ending June 2016	4,814	↓
Quarter ending September 2016	4,726	↓
<b>Variance since September 2015</b>	<b>(8.0%)</b>	<b>↓</b>



### ACTIVITY

Cumulative percentage of contracted UDA delivered 2016 & 2017



Month	Adjusted Scheduled Activity (UDA)	
	2016	2017
April	307	473
May	1,345	1,201
June	2,488	1,897
July	4,111	2,848
August	5,292	3,852
September	6,337	4,736
October	7,666	
November	8,827	
December	9,463	
January	10,240	
February	11,677	
March	12,784	
April	13,567	
May	13,588	
June	13,594	

### QUALITY

	Quantity	Base Number	Contract	AT	Region	England
% of FP17s for the same patient ID Re-attending within 3 months - Children	44	669	6.6%	10.3%	11.8%	12.4%
% of FP17s for the same patient ID Re-attending within 3 months - Adults	267	1,897	14.1%	15.1%	16.6%	16.7%
% of FP17s for the same patient ID Re-attending between 3 & 9 months - Children	319	669	47.7%	60.7%	60.2%	57.4%
% of FP17s for the same patient ID Re-attending between 3 & 9 months - Adults	698	1,897	36.8%	52.7%	52.0%	50.5%
% of FP17s for Band 1 Urgent Courses	629	2,228	28.2%	9.6%	9.4%	9.1%
% of FP17s Relating to Free Repair or Replacements	12	2,228	0.5%	0.7%	0.7%	0.8%
% of FP17s Relating to Continuations	15	2,228	0.7%	1.3%	1.2%	1.3%
% of Patients satisfied with the dentistry they have received	1	1	N/A	91.6%	93.6%	93.2%
% of Patients satisfied with the time they had to wait for an appointment	1	1	N/A	87.7%	89.1%	89.0%

\* This is based on patients treated on this contract for their most recent course of treatment. Figures in italics indicate the base number of FP17s or Patient Questionnaire responses are less than 100. N/A is shown where the base number of responses is less than 10 during the period. % is calculated as Quantity/Base number\*100

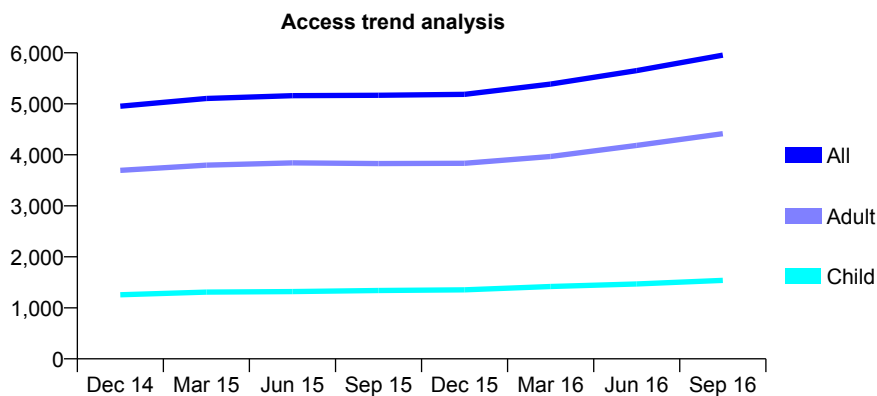
## Q70 - Vital Signs At a Glance Contract Report for 159360/0001 - September 2016

Name or company name	Smile4life Ltd
Contract type name	GDS Contract
Purpose of contract	General
Contract start date	01/12/2010
Contract end date	

16/17 Contracted general activity (UDA)	16,230
Carry forward general activity (UDA)	259
16/17 Contracted orthodontic activity (UOA)	0
Carry forward orthodontic activity (UOA)	0
Baseline contract value	£423,084.75

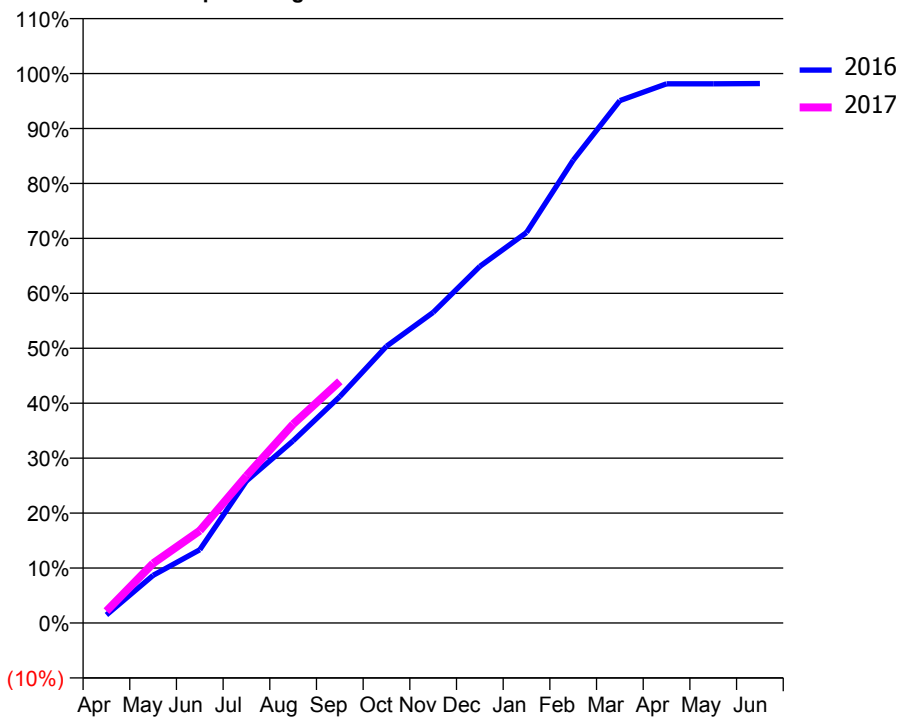
### ACCESS\*

Patients seen in 24 months	Total	Change since previous quarter
Quarter ending September 2015	5,168	
Quarter ending December 2015	5,186	→
Quarter ending March 2016	5,386	↑
Quarter ending June 2016	5,652	↑
Quarter ending September 2016	5,953	↑
<b>Variance since September 2015</b>	<b>15.2%</b>	<b>↑</b>



### ACTIVITY

Cumulative percentage of contracted UDA delivered 2016 & 2017



Month	Adjusted Scheduled Activity (UDA)	
	2016	2017
April	208	352
May	1,235	1,761
June	1,898	2,727
July	3,680	4,345
August	4,719	5,874
September	5,865	7,139
October	7,167	
November	8,045	
December	9,237	
January	10,114	
February	11,986	
March	13,527	
April	13,963	
May	13,964	
June	13,970	

### QUALITY

	Quantity	Base Number	Contract	AT	Region	England
% of FP17s for the same patient ID Re-attending within 3 months - Children	79	1,344	5.9%	10.3%	11.8%	12.4%
% of FP17s for the same patient ID Re-attending within 3 months - Adults	523	3,553	14.7%	15.1%	16.6%	16.7%
% of FP17s for the same patient ID Re-attending between 3 & 9 months - Children	910	1,344	67.7%	60.7%	60.2%	57.4%
% of FP17s for the same patient ID Re-attending between 3 & 9 months - Adults	1,920	3,553	54.0%	52.7%	52.0%	50.5%
% of FP17s for Band 1 Urgent Courses	363	4,294	8.5%	9.6%	9.4%	9.1%
% of FP17s Relating to Free Repair or Replacements	37	4,294	0.9%	0.7%	0.7%	0.8%
% of FP17s Relating to Continuations	34	4,294	0.8%	1.3%	1.2%	1.3%
% of Patients satisfied with the dentistry they have received	6	7	N/A	91.6%	93.6%	93.2%
% of Patients satisfied with the time they had to wait for an appointment	7	7	N/A	87.7%	89.1%	89.0%

\* This is based on patients treated on this contract for their most recent course of treatment. Figures in italics indicate the base number of FP17s or Patient Questionnaire responses are less than 100. N/A is shown where the base number of responses is less than 10 during the period. % is calculated as Quantity/Base number\*100



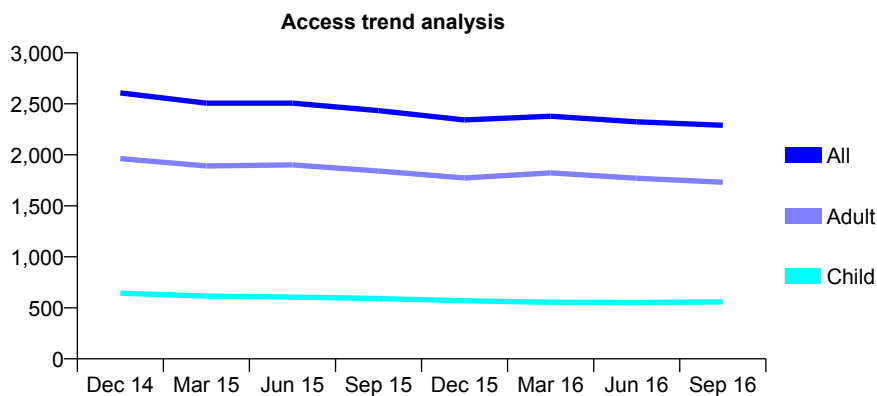
## Q70 - Vital Signs At a Glance Contract Report for 160326/0002 - September 2016

Name or company name	Burridge Dental Practice Ltd
Contract type name	GDS Contract
Purpose of contract	General
Contract start date	02/01/2012
Contract end date	

16/17 Contracted general activity (UDA)	6,100
Carry forward general activity (UDA)	204
16/17 Contracted orthodontic activity (UOA)	0
Carry forward orthodontic activity (UOA)	0
Baseline contract value	£152,133.85

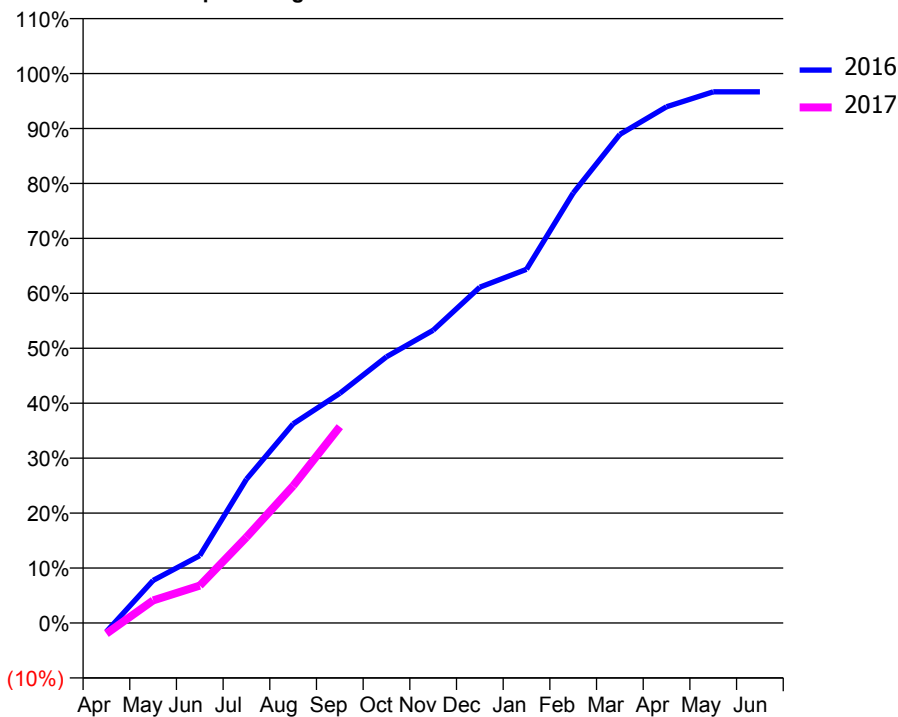
### ACCESS\*

Patients seen in 24 months	Total	Change since previous quarter
Quarter ending September 2015	2,433	
Quarter ending December 2015	2,342	↓
Quarter ending March 2016	2,378	→
Quarter ending June 2016	2,323	↓
Quarter ending September 2016	2,290	↓
<b>Variance since September 2015</b>	<b>(5.9%)</b>	<b>↓</b>



### ACTIVITY

Cumulative percentage of contracted UDA delivered 2016 & 2017



Adjusted Scheduled Activity (UDA)

Month	2016	2017
April	-97	-119
May	473	250
June	748	415
July	1,596	952
August	2,211	1,522
September	2,549	2,180
October	2,955	
November	3,251	
December	3,728	
January	3,927	
February	4,773	
March	5,425	
April	5,731	
May	5,896	
June	5,896	

### QUALITY

	Quantity	Base Number	Contract	AT	Region	England
% of FP17s for the same patient ID Re-attending within 3 months - Children	41	445	9.2%	10.3%	11.8%	12.4%
% of FP17s for the same patient ID Re-attending within 3 months - Adults	104	1,117	9.3%	15.1%	16.6%	16.7%
% of FP17s for the same patient ID Re-attending between 3 & 9 months - Children	265	445	59.6%	60.7%	60.2%	57.4%
% of FP17s for the same patient ID Re-attending between 3 & 9 months - Adults	606	1,117	54.3%	52.7%	52.0%	50.5%
% of FP17s for Band 1 Urgent Courses	68	1,386	4.9%	9.6%	9.4%	9.1%
% of FP17s Relating to Free Repair or Replacements	14	1,386	1.0%	0.7%	0.7%	0.8%
% of FP17s Relating to Continuations	22	1,386	1.6%	1.3%	1.2%	1.3%
% of Patients satisfied with the dentistry they have received	1	1	N/A	91.6%	93.6%	93.2%
% of Patients satisfied with the time they had to wait for an appointment	1	1	N/A	87.7%	89.1%	89.0%

\* This is based on patients treated on this contract for their most recent course of treatment. Figures in italics indicate the base number of FP17s or Patient Questionnaire responses are less than 100. N/A is shown where the base number of responses is less than 10 during the period. % is calculated as Quantity/Base number\*100

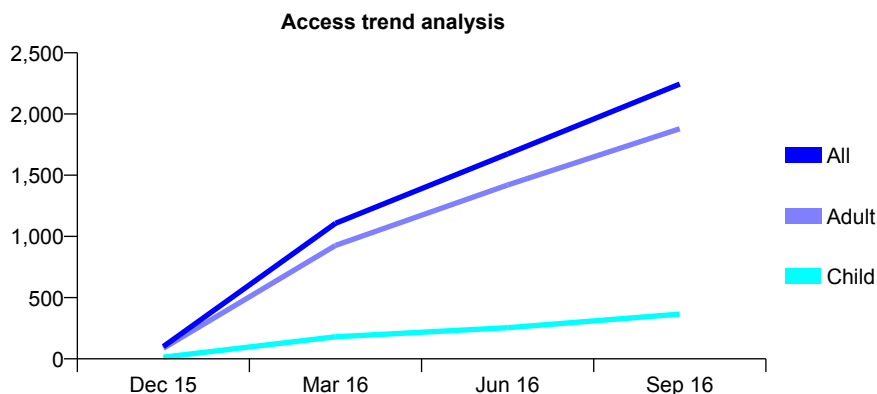
## Q70 - Vital Signs At a Glance Contract Report for 161888/0001 - September 2016

Name or company name	Gregory Willetts and Hamid Alavi
Contract type name	GDS Contract
Purpose of contract	General
Contract start date	01/11/2015
Contract end date	

16/17 Contracted general activity (UDA)	13,137
Carry forward general activity (UDA)	475
16/17 Contracted orthodontic activity (UOA)	0
Carry forward orthodontic activity (UOA)	0
Baseline contract value	£289,144.10

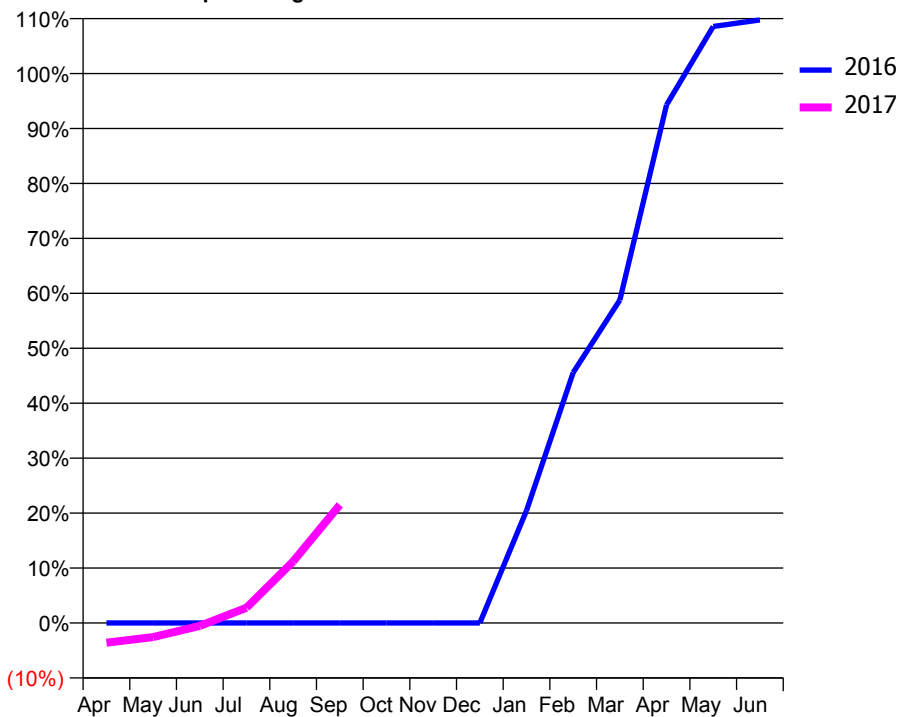
### ACCESS\*

Patients seen in 24 months	Total	Change since previous quarter
Quarter ending September 2015	0	
Quarter ending December 2015	101	↑
Quarter ending March 2016	1,107	↑
Quarter ending June 2016	1,674	↑
Quarter ending September 2016	2,245	↑
<b>Variance since September 2015</b>	N/A	



### ACTIVITY

Cumulative percentage of contracted UDA delivered 2016 & 2017



Month	Adjusted Scheduled Activity (UDA)	
	2016	2017
April	0	-475
May	0	-340
June	0	-70
July	0	366
August	0	1,470
September	0	2,825
October	0	
November	0	
December	0	
January	1,109	
February	2,470	
March	3,185	
April	5,108	
May	5,881	
June	5,946	

### QUALITY

	Quantity	Base Number	Contract	AT	Region	England
% of FP17s for the same patient ID Re-attending within 3 months - Children	20	271	7.4%	10.3%	11.8%	12.4%
% of FP17s for the same patient ID Re-attending within 3 months - Adults	237	1,595	14.9%	15.1%	16.6%	16.7%
% of FP17s for the same patient ID Re-attending between 3 & 9 months - Children	20	271	7.4%	60.7%	60.2%	57.4%
% of FP17s for the same patient ID Re-attending between 3 & 9 months - Adults	250	1,595	15.7%	52.7%	52.0%	50.5%
% of FP17s for Band 1 Urgent Courses	122	1,045	11.7%	9.6%	9.4%	9.1%
% of FP17s Relating to Free Repair or Replacements	11	1,045	1.1%	0.7%	0.7%	0.8%
% of FP17s Relating to Continuations	15	1,045	1.4%	1.3%	1.2%	1.3%
% of Patients satisfied with the dentistry they have received	6	7	N/A	91.6%	93.6%	93.2%
% of Patients satisfied with the time they had to wait for an appointment	7	7	N/A	87.7%	89.1%	89.0%

\* This is based on patients treated on this contract for their most recent course of treatment. Figures in italics indicate the base number of FP17s or Patient Questionnaire responses are less than 100. N/A is shown where the base number of responses is less than 10 during the period. % is calculated as Quantity/Base number\*100

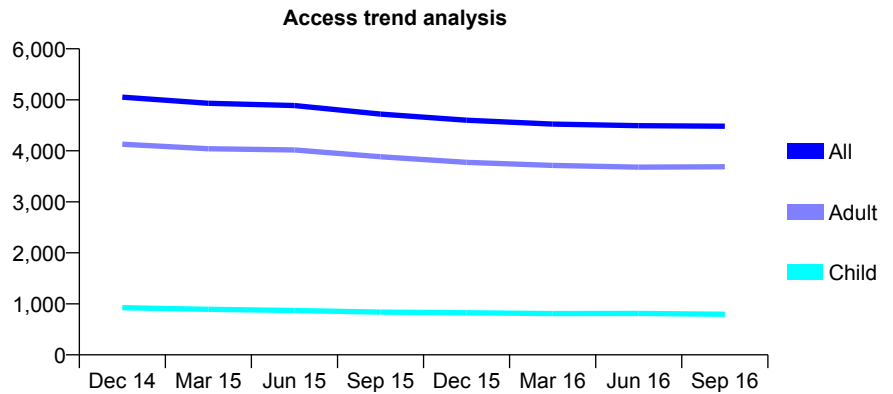
## Q70 - Vital Signs At a Glance Contract Report for 163295/0001 - September 2016

Name or company name	Chequers Dental Partnership
Contract type name	GDS Contract
Purpose of contract	General
Contract start date	01/04/2009
Contract end date	

16/17 Contracted general activity (UDA)	16,000
Carry forward general activity (UDA)	0
16/17 Contracted orthodontic activity (UOA)	0
Carry forward orthodontic activity (UOA)	0
Baseline contract value	£409,701.65

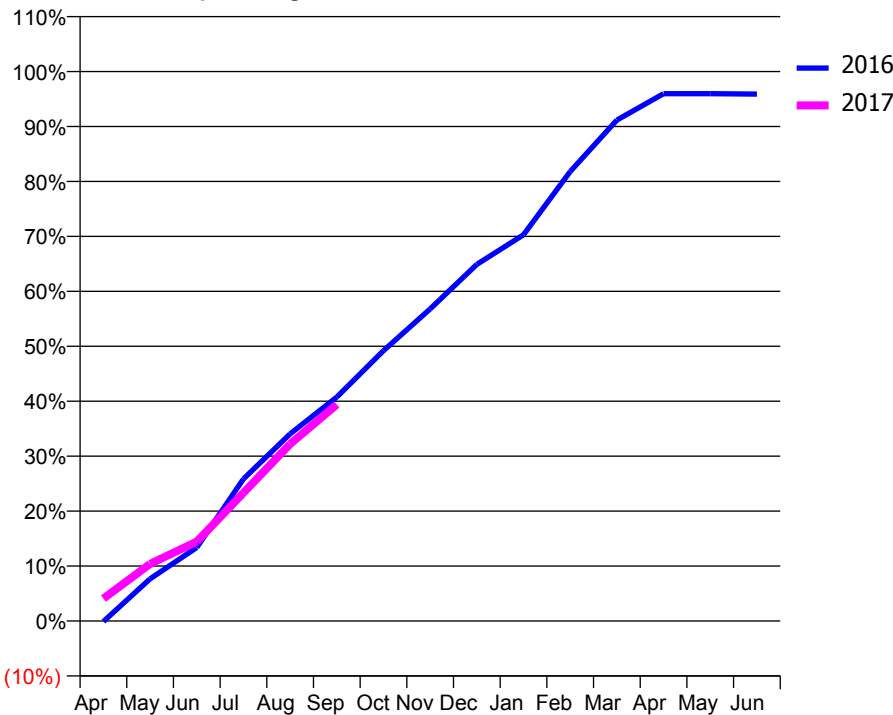
### ACCESS\*

Patients seen in 24 months	Total	Change since previous quarter
Quarter ending September 2015	4,720	
Quarter ending December 2015	4,599	↓
Quarter ending March 2016	4,523	↓
Quarter ending June 2016	4,493	→
Quarter ending September 2016	4,482	→
<b>Variance since September 2015</b>	<b>(5.0%)</b>	<b>↓</b>



### ACTIVITY

Cumulative percentage of contracted UDA delivered 2016 & 2017



Month	Adjusted Scheduled Activity (UDA)	
	2016	2017
April	-17	652
May	1,229	1,663
June	2,143	2,311
July	4,138	3,734
August	5,448	5,155
September	6,520	6,303
October	7,872	
November	9,087	
December	10,386	
January	11,248	
February	13,087	
March	14,586	
April	15,353	
May	15,354	
June	15,343	

### QUALITY

	Quantity	Base Number	Contract	AT	Region	England
% of FP17s for the same patient ID Re-attending within 3 months - Children	60	641	9.4%	10.3%	11.8%	12.4%
% of FP17s for the same patient ID Re-attending within 3 months - Adults	426	2,644	16.1%	15.1%	16.6%	16.7%
% of FP17s for the same patient ID Re-attending between 3 & 9 months - Children	367	641	57.3%	60.7%	60.2%	57.4%
% of FP17s for the same patient ID Re-attending between 3 & 9 months - Adults	1,335	2,644	50.5%	52.7%	52.0%	50.5%
% of FP17s for Band 1 Urgent Courses	231	2,974	7.8%	9.6%	9.4%	9.1%
% of FP17s Relating to Free Repair or Replacements	71	2,974	2.4%	0.7%	0.7%	0.8%
% of FP17s Relating to Continuations	29	2,974	1.0%	1.3%	1.2%	1.3%
% of Patients satisfied with the dentistry they have received	4	6	N/A	91.6%	93.6%	93.2%
% of Patients satisfied with the time they had to wait for an appointment	5	6	N/A	87.7%	89.1%	89.0%

\* This is based on patients treated on this contract for their most recent course of treatment. Figures in italics indicate the base number of FP17s or Patient Questionnaire responses are less than 100. N/A is shown where the base number of responses is less than 10 during the period. % is calculated as Quantity/Base number\*100

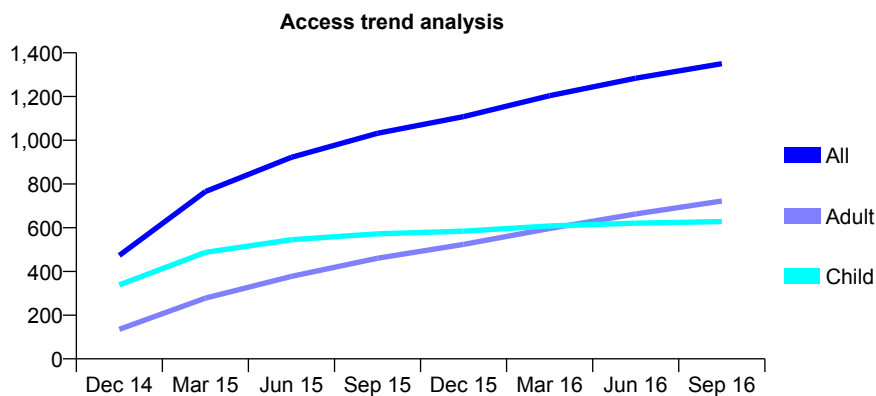
## Q70 - Vital Signs At a Glance Contract Report for 163376/0001 - September 2016

Name or company name	Northbourne Dental Partners
Contract type name	GDS Contract
Purpose of contract	General
Contract start date	01/09/2014
Contract end date	

16/17 Contracted general activity (UDA)	4,002
Carry forward general activity (UDA)	81
16/17 Contracted orthodontic activity (UOA)	0
Carry forward orthodontic activity (UOA)	0
Baseline contract value	£106,350.07

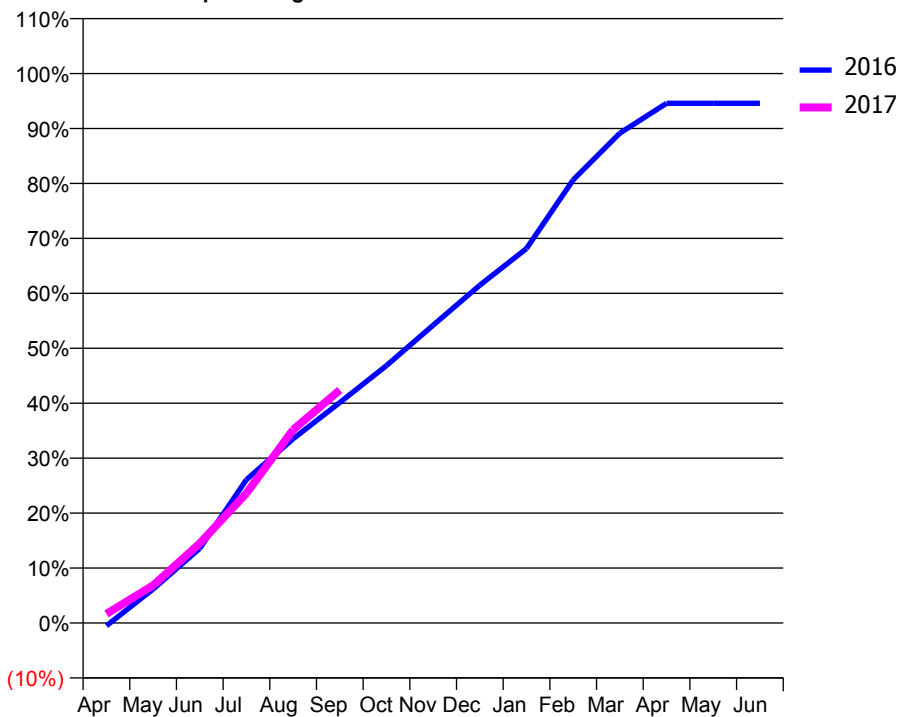
### ACCESS\*

Patients seen in 24 months	Total	Change since previous quarter
Quarter ending September 2015	1,032	
Quarter ending December 2015	1,108	↑
Quarter ending March 2016	1,204	↑
Quarter ending June 2016	1,284	↑
Quarter ending September 2016	1,350	↑
<b>Variance since September 2015</b>	<b>30.8%</b>	<b>↑</b>



### ACTIVITY

Cumulative percentage of contracted UDA delivered 2016 & 2017



Month	Adjusted Scheduled Activity (UDA)	
	2016	2017
April	-21	67
May	247	274
June	544	581
July	1,044	945
August	1,341	1,408
September	1,606	1,697
October	1,875	
November	2,169	
December	2,460	
January	2,727	
February	3,228	
March	3,568	
April	3,785	
May	3,785	
June	3,785	

### QUALITY

	Quantity	Base Number	Contract	AT	Region	England
% of FP17s for the same patient ID Re-attending within 3 months - Children	81	681	11.9%	10.3%	11.8%	12.4%
% of FP17s for the same patient ID Re-attending within 3 months - Adults	50	392	12.8%	15.1%	16.6%	16.7%
% of FP17s for the same patient ID Re-attending between 3 & 9 months - Children	479	681	70.3%	60.7%	60.2%	57.4%
% of FP17s for the same patient ID Re-attending between 3 & 9 months - Adults	93	392	23.7%	52.7%	52.0%	50.5%
% of FP17s for Band 1 Urgent Courses	214	964	22.2%	9.6%	9.4%	9.1%
% of FP17s Relating to Free Repair or Replacements	5	964	0.5%	0.7%	0.7%	0.8%
% of FP17s Relating to Continuations	7	964	0.7%	1.3%	1.2%	1.3%
% of Patients satisfied with the dentistry they have received	1	1	N/A	91.6%	93.6%	93.2%
% of Patients satisfied with the time they had to wait for an appointment	1	1	N/A	87.7%	89.1%	89.0%

\* This is based on patients treated on this contract for their most recent course of treatment. Figures in italics indicate the base number of FP17s or Patient Questionnaire responses are less than 100. N/A is shown where the base number of responses is less than 10 during the period. % is calculated as Quantity/Base number\*100

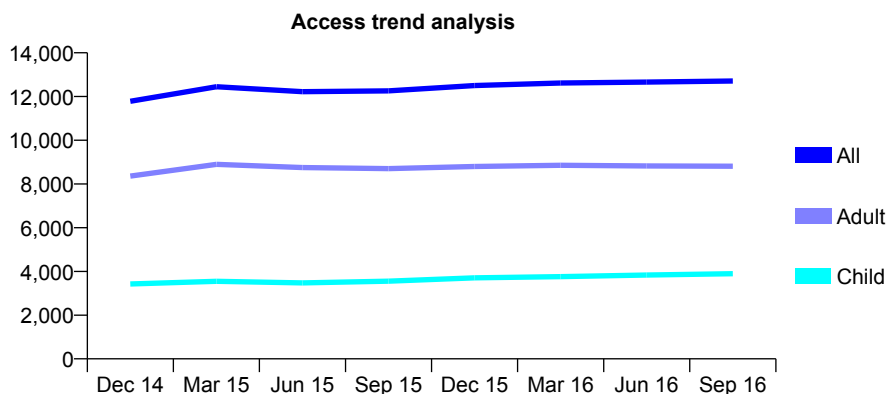
## Q70 - Vital Signs At a Glance Contract Report for 163457/0029 - September 2016

Name or company name	Solent Dental Services
Contract type name	PDS Contract
Purpose of contract	General
Contract start date	01/04/2013
Contract end date	31/03/2018

16/17 Contracted general activity (UDA)	29,478
Carry forward general activity (UDA)	0
16/17 Contracted orthodontic activity (UOA)	0
Carry forward orthodontic activity (UOA)	0
Baseline contract value	£4,527,360.90

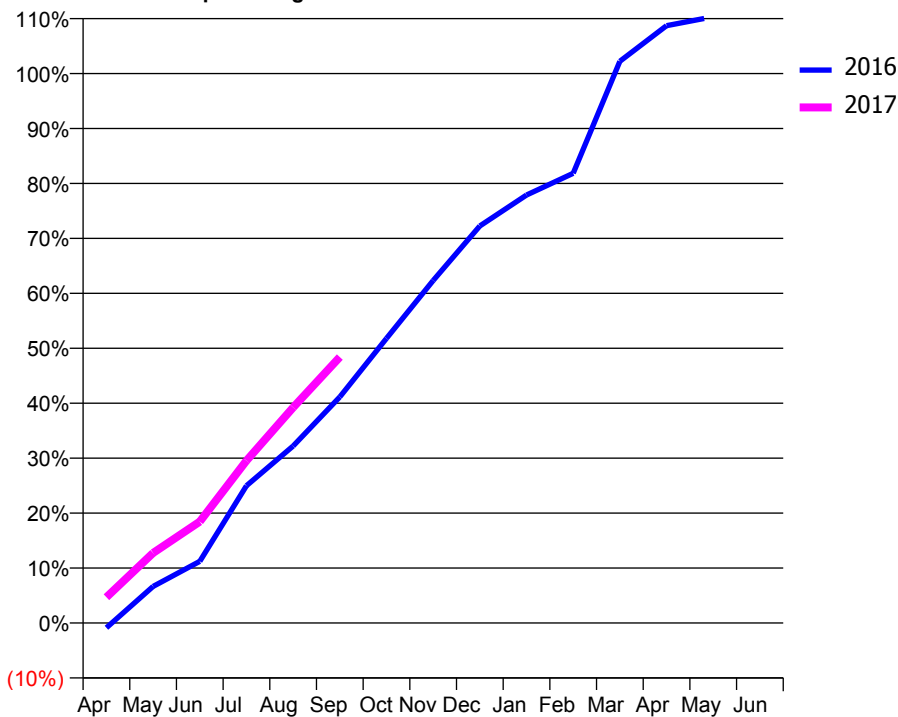
### ACCESS\*

Patients seen in 24 months	Total	Change since previous quarter
Quarter ending September 2015	12,260	
Quarter ending December 2015	12,501	→
Quarter ending March 2016	12,616	→
Quarter ending June 2016	12,663	→
Quarter ending September 2016	12,707	→
<b>Variance since September 2015</b>	<b>3.6%</b>	<b>↑</b>



### ACTIVITY

Cumulative percentage of contracted UDA delivered 2016 & 2017



Adjusted Scheduled Activity (UDA)

Month	2016	2017
April	-262	1,382
May	1,960	3,756
June	3,306	5,441
July	7,367	8,706
August	9,499	11,562
September	12,127	14,266
October	15,268	
November	18,374	
December	21,303	
January	22,956	
February	24,126	
March	30,136	
April	32,045	
May	32,522	
June	32,577	

### QUALITY

	Quantity	Base Number	Contract	AT	Region	England
% of FP17s for the same patient ID Re-attending within 3 months - Children	378	3,286	11.5%	10.3%	11.8%	12.4%
% of FP17s for the same patient ID Re-attending within 3 months - Adults	945	5,548	17.0%	15.1%	16.6%	16.7%
% of FP17s for the same patient ID Re-attending between 3 & 9 months - Children	1,387	3,286	42.2%	60.7%	60.2%	57.4%
% of FP17s for the same patient ID Re-attending between 3 & 9 months - Adults	2,621	5,548	47.2%	52.7%	52.0%	50.5%
% of FP17s for Band 1 Urgent Courses	538	7,633	7.0%	9.6%	9.4%	9.1%
% of FP17s Relating to Free Repair or Replacements	16	7,633	0.2%	0.7%	0.7%	0.8%
% of FP17s Relating to Continuations	195	7,633	2.6%	1.3%	1.2%	1.3%
% of Patients satisfied with the dentistry they have received	12	13	92.3%	91.6%	93.6%	93.2%
% of Patients satisfied with the time they had to wait for an appointment	10	13	76.9%	87.7%	89.1%	89.0%

\* This is based on patients treated on this contract for their most recent course of treatment. Figures in italics indicate the base number of FP17s or Patient Questionnaire responses are less than 100. N/A is shown where the base number of responses is less than 10 during the period. % is calculated as Quantity/Base number\*100

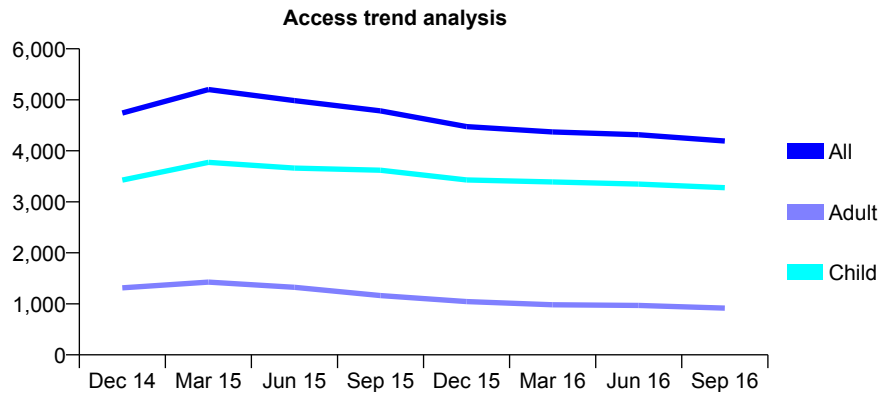
## Q70 - Vital Signs At a Glance Contract Report for 163457/0030 - September 2016

Name or company name	Solent Dental Services
Contract type name	PDS Contract
Purpose of contract	General
Contract start date	01/04/2013
Contract end date	31/03/2018

16/17 Contracted general activity (UDA)	18,978
Carry forward general activity (UDA)	0
16/17 Contracted orthodontic activity (UOA)	0
Carry forward orthodontic activity (UOA)	0
Baseline contract value	£2,914,724.71

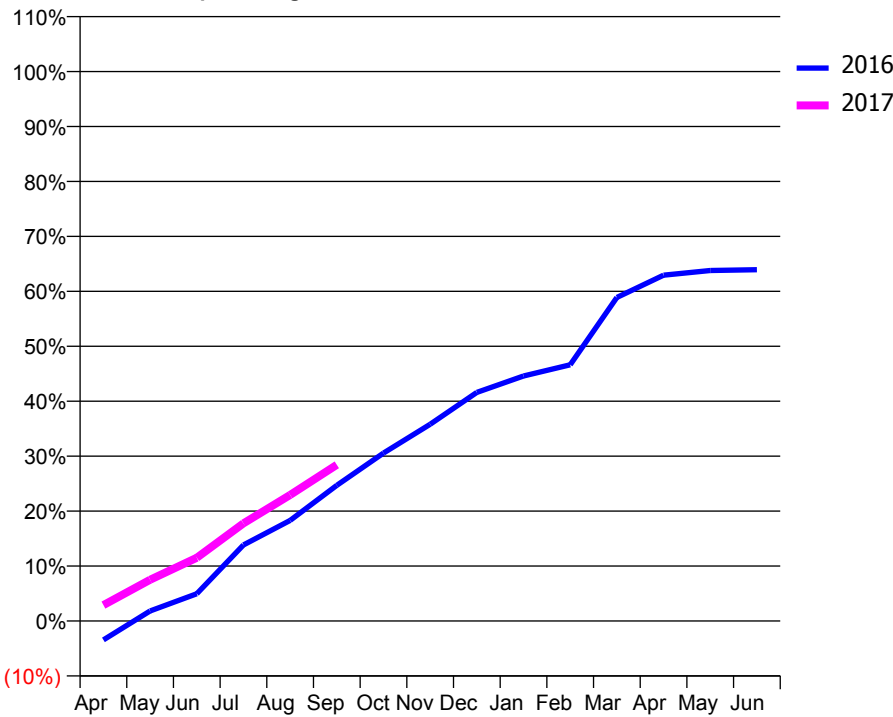
### ACCESS\*

Patients seen in 24 months	Total	Change since previous quarter
Quarter ending September 2015	4,782	
Quarter ending December 2015	4,474	↓
Quarter ending March 2016	4,371	↓
Quarter ending June 2016	4,315	↓
Quarter ending September 2016	4,192	↓
<b>Variance since September 2015</b>	<b>(12.3%)</b>	<b>↓</b>



### ACTIVITY

Cumulative percentage of contracted UDA delivered 2016 & 2017



Month	Adjusted Scheduled Activity (UDA)	
	2016	2017
April	-658	549
May	347	1,427
June	940	2,185
July	2,626	3,374
August	3,474	4,356
September	4,687	5,397
October	5,800	
November	6,794	
December	7,894	
January	8,462	
February	8,847	
March	11,177	
April	11,944	
May	12,106	
June	12,133	

### QUALITY

	Quantity	Base Number	Contract	AT	Region	England
% of FP17s for the same patient ID Re-attending within 3 months - Children	253	2,526	10.0%	10.3%	11.8%	12.4%
% of FP17s for the same patient ID Re-attending within 3 months - Adults	46	571	8.1%	15.1%	16.6%	16.7%
% of FP17s for the same patient ID Re-attending between 3 & 9 months - Children	655	2,526	25.9%	60.7%	60.2%	57.4%
% of FP17s for the same patient ID Re-attending between 3 & 9 months - Adults	74	571	13.0%	52.7%	52.0%	50.5%
% of FP17s for Band 1 Urgent Courses	193	2,657	7.3%	9.6%	9.4%	9.1%
% of FP17s Relating to Free Repair or Replacements	4	2,657	0.2%	0.7%	0.7%	0.8%
% of FP17s Relating to Continuations	38	2,657	1.4%	1.3%	1.2%	1.3%
% of Patients satisfied with the dentistry they have received	3	3	N/A	91.6%	93.6%	93.2%
% of Patients satisfied with the time they had to wait for an appointment	0	3	N/A	87.7%	89.1%	89.0%

\* This is based on patients treated on this contract for their most recent course of treatment. Figures in italics indicate the base number of FP17s or Patient Questionnaire responses are less than 100. N/A is shown where the base number of responses is less than 10 during the period. % is calculated as Quantity/Base number\*100

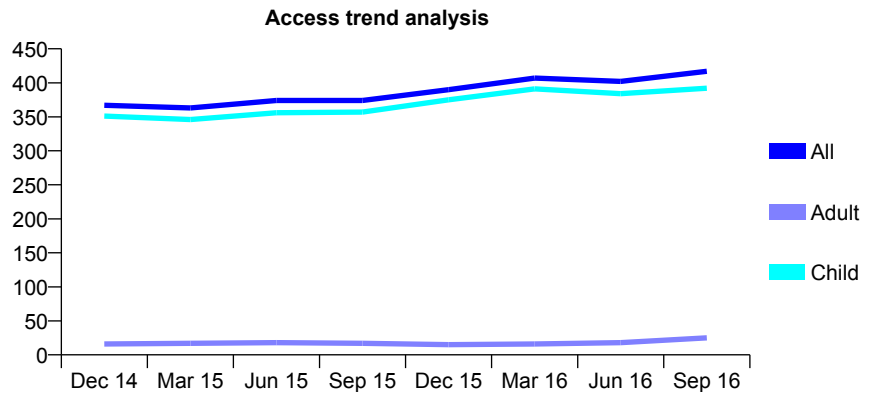
## Q70 - Vital Signs At a Glance Contract Report for 163694/0001 - September 2016

Name or company name	Stoke Road Dental Partnership
Contract type name	GDS Contract
Purpose of contract	General
Contract start date	15/09/2008
Contract end date	

16/17 Contracted general activity (UDA)	577
Carry forward general activity (UDA)	-11
16/17 Contracted orthodontic activity (UOA)	0
Carry forward orthodontic activity (UOA)	0
Baseline contract value	£15,006.70

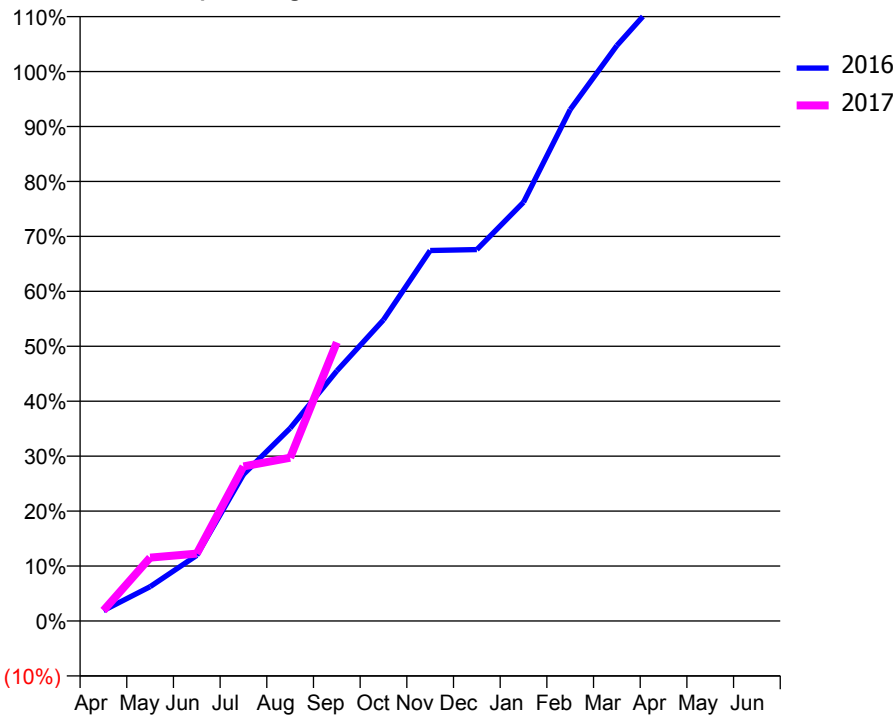
### ACCESS\*

Patients seen in 24 months	Total	Change since previous quarter
Quarter ending September 2015	374	
Quarter ending December 2015	390	↑
Quarter ending March 2016	407	↑
Quarter ending June 2016	402	↓
Quarter ending September 2016	417	↑
<b>Variance since September 2015</b>	<b>11.5%</b>	<b>↑</b>



### ACTIVITY

Cumulative percentage of contracted UDA delivered 2016 & 2017



Month	Adjusted Scheduled Activity (UDA)	
	2016	2017
April	11	11
May	36	67
June	69	71
July	154	162
August	202	171
September	263	293
October	316	
November	389	
December	390	
January	440	
February	537	
March	604	
April	659	
May	659	
June	659	

### QUALITY

	Quantity	Base Number	Contract	AT	Region	England
% of FP17s for the same patient ID Re-attending within 3 months - Children	21	276	7.6%	10.3%	11.8%	12.4%
% of FP17s for the same patient ID Re-attending within 3 months - Adults	0	0	N/A	15.1%	16.6%	16.7%
% of FP17s for the same patient ID Re-attending between 3 & 9 months - Children	125	276	45.3%	60.7%	60.2%	57.4%
% of FP17s for the same patient ID Re-attending between 3 & 9 months - Adults	0	0	N/A	52.7%	52.0%	50.5%
% of FP17s for Band 1 Urgent Courses	23	223	10.3%	9.6%	9.4%	9.1%
% of FP17s Relating to Free Repair or Replacements	0	223	0.0%	0.7%	0.7%	0.8%
% of FP17s Relating to Continuations	0	223	0.0%	1.3%	1.2%	1.3%
% of Patients satisfied with the dentistry they have received	0	0	N/A	91.6%	93.6%	93.2%
% of Patients satisfied with the time they had to wait for an appointment	0	0	N/A	87.7%	89.1%	89.0%

\* This is based on patients treated on this contract for their most recent course of treatment. Figures in italics indicate the base number of FP17s or Patient Questionnaire responses are less than 100. N/A is shown where the base number of responses is less than 10 during the period. % is calculated as Quantity/Base number\*100



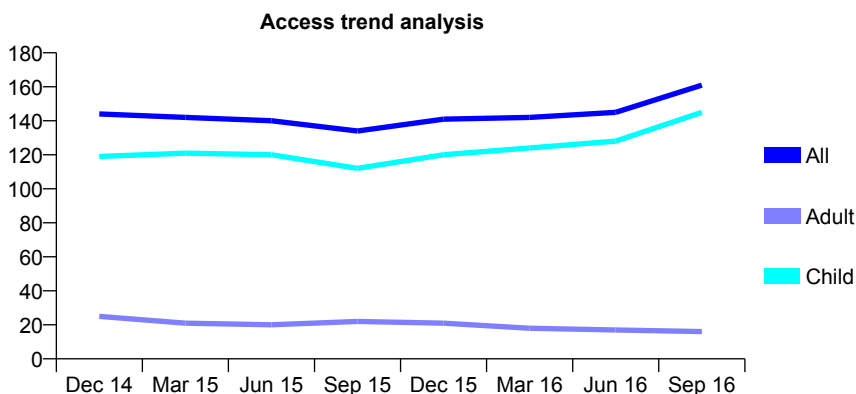
## Q70 - Vital Signs At a Glance Contract Report for 164488/0001 - September 2016

Name or company name	Mr JJR Gollings
Contract type name	GDS Contract
Purpose of contract	General
Contract start date	01/04/2012
Contract end date	

16/17 Contracted general activity (UDA)	275
Carry forward general activity (UDA)	-5
16/17 Contracted orthodontic activity (UOA)	0
Carry forward orthodontic activity (UOA)	0
Baseline contract value	£7,244.48

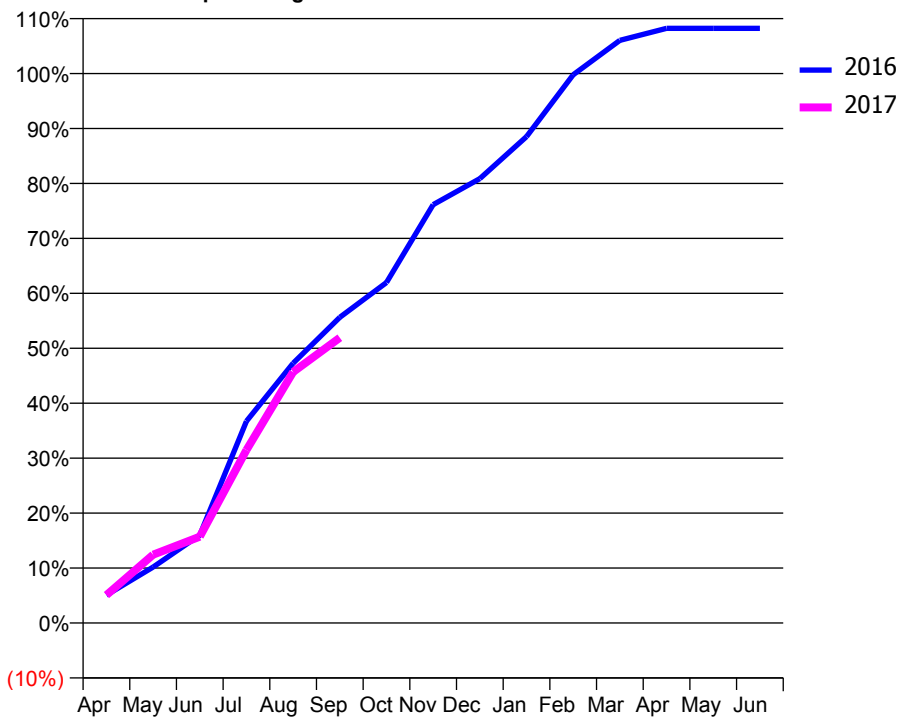
### ACCESS\*

Patients seen in 24 months	Total	Change since previous quarter
Quarter ending September 2015	134	
Quarter ending December 2015	141	↑
Quarter ending March 2016	142	→
Quarter ending June 2016	145	↑
Quarter ending September 2016	161	↑
<b>Variance since September 2015</b>	<b>20.1%</b>	<b>↑</b>



### ACTIVITY

Cumulative percentage of contracted UDA delivered 2016 & 2017



Month	Adjusted Scheduled Activity (UDA)	
	2016	2017
April	14	14
May	28	34
June	44	43
July	101	87
August	130	126
September	153	143
October	170	
November	209	
December	222	
January	243	
February	274	
March	292	
April	298	
May	298	
June	298	

### QUALITY

	Quantity	Base Number	Contract	AT	Region	England
% of FP17s for the same patient ID Re-attending within 3 months - Children	4	107	3.7%	10.3%	11.8%	12.4%
% of FP17s for the same patient ID Re-attending within 3 months - Adults	2	4	50.0%	15.1%	16.6%	16.7%
% of FP17s for the same patient ID Re-attending between 3 & 9 months - Children	62	107	57.9%	60.7%	60.2%	57.4%
% of FP17s for the same patient ID Re-attending between 3 & 9 months - Adults	2	4	50.0%	52.7%	52.0%	50.5%
% of FP17s for Band 1 Urgent Courses	4	105	3.8%	9.6%	9.4%	9.1%
% of FP17s Relating to Free Repair or Replacements	0	105	0.0%	0.7%	0.7%	0.8%
% of FP17s Relating to Continuations	0	105	0.0%	1.3%	1.2%	1.3%
% of Patients satisfied with the dentistry they have received	0	0	N/A	91.6%	93.6%	93.2%
% of Patients satisfied with the time they had to wait for an appointment	0	0	N/A	87.7%	89.1%	89.0%

\* This is based on patients treated on this contract for their most recent course of treatment. Figures in italics indicate the base number of FP17s or Patient Questionnaire responses are less than 100. N/A is shown where the base number of responses is less than 10 during the period. % is calculated as Quantity/Base number\*100

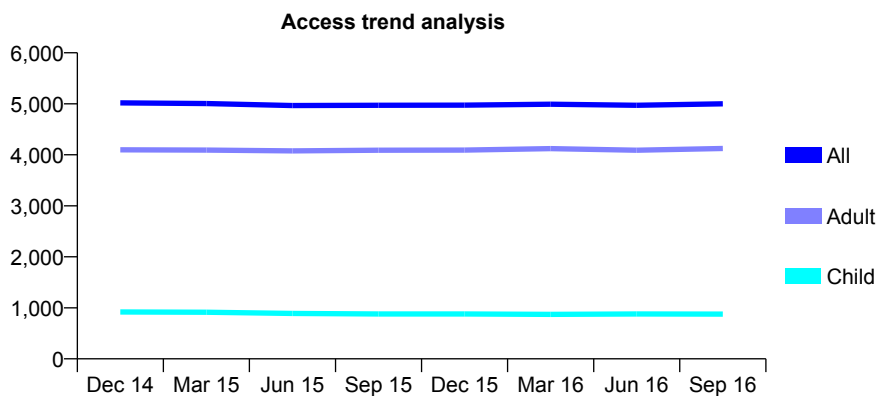
## Q70 - Vital Signs At a Glance Contract Report for 164534/0001 - September 2016

Name or company name	Triangle Surgery Ltd
Contract type name	GDS Contract
Purpose of contract	General
Contract start date	01/04/2011
Contract end date	

16/17 Contracted general activity (UDA)	17,591
Carry forward general activity (UDA)	0
16/17 Contracted orthodontic activity (UOA)	0
Carry forward orthodontic activity (UOA)	0
Baseline contract value	£546,134.25

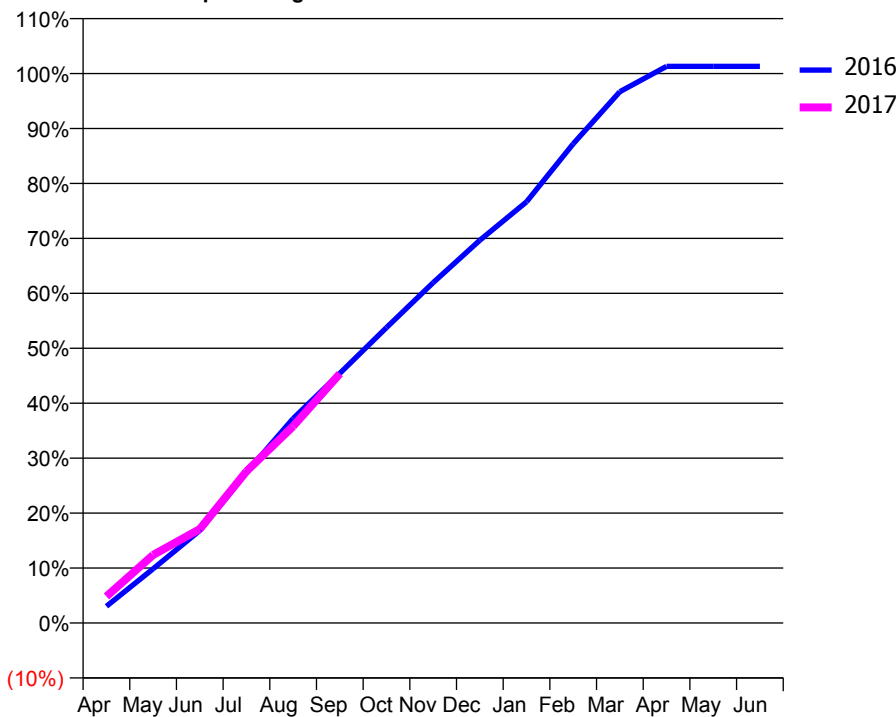
### ACCESS\*

Patients seen in 24 months	Total	Change since previous quarter
Quarter ending September 2015	4,971	
Quarter ending December 2015	4,973	→
Quarter ending March 2016	4,993	→
Quarter ending June 2016	4,972	→
Quarter ending September 2016	4,999	→
<b>Variance since September 2015</b>	<b>0.6%</b>	<b>→</b>



### ACTIVITY

Cumulative percentage of contracted UDA delivered 2016 & 2017



Adjusted Scheduled Activity (UDA)

Month	2016	2017
April	534	853
May	1,736	2,177
June	2,959	3,006
July	4,821	4,856
August	6,545	6,297
September	7,992	7,979
October	9,457	
November	10,895	
December	12,253	
January	13,481	
February	15,341	
March	17,008	
April	17,818	
May	17,818	
June	17,818	

### QUALITY

	Quantity	Base Number	Contract	AT	Region	England
% of FP17s for the same patient ID Re-attending within 3 months - Children	39	695	5.6%	10.3%	11.8%	12.4%
% of FP17s for the same patient ID Re-attending within 3 months - Adults	563	3,124	18.0%	15.1%	16.6%	16.7%
% of FP17s for the same patient ID Re-attending between 3 & 9 months - Children	430	695	61.9%	60.7%	60.2%	57.4%
% of FP17s for the same patient ID Re-attending between 3 & 9 months - Adults	1,691	3,124	54.1%	52.7%	52.0%	50.5%
% of FP17s for Band 1 Urgent Courses	337	3,563	9.5%	9.6%	9.4%	9.1%
% of FP17s Relating to Free Repair or Replacements	60	3,563	1.7%	0.7%	0.7%	0.8%
% of FP17s Relating to Continuations	110	3,563	3.1%	1.3%	1.2%	1.3%
% of Patients satisfied with the dentistry they have received	6	6	N/A	91.6%	93.6%	93.2%
% of Patients satisfied with the time they had to wait for an appointment	6	6	N/A	87.7%	89.1%	89.0%

\* This is based on patients treated on this contract for their most recent course of treatment. Figures in italics indicate the base number of FP17s or Patient Questionnaire responses are less than 100. N/A is shown where the base number of responses is less than 10 during the period. % is calculated as Quantity/Base number\*100

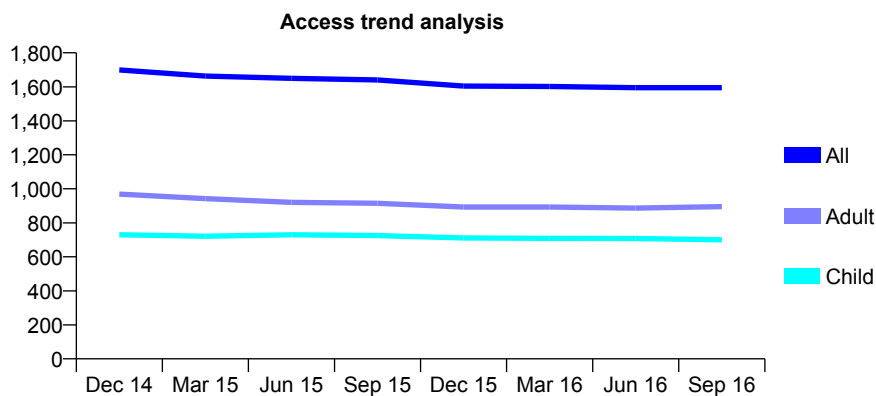
## Q70 - Vital Signs At a Glance Contract Report for 166340/0001 - September 2016

Name or company name	Mr & Mrs Gabriel
Contract type name	GDS Contract
Purpose of contract	General
Contract start date	01/04/2008
Contract end date	

16/17 Contracted general activity (UDA)	3,292
Carry forward general activity (UDA)	0
16/17 Contracted orthodontic activity (UOA)	0
Carry forward orthodontic activity (UOA)	0
Baseline contract value	£83,361.85

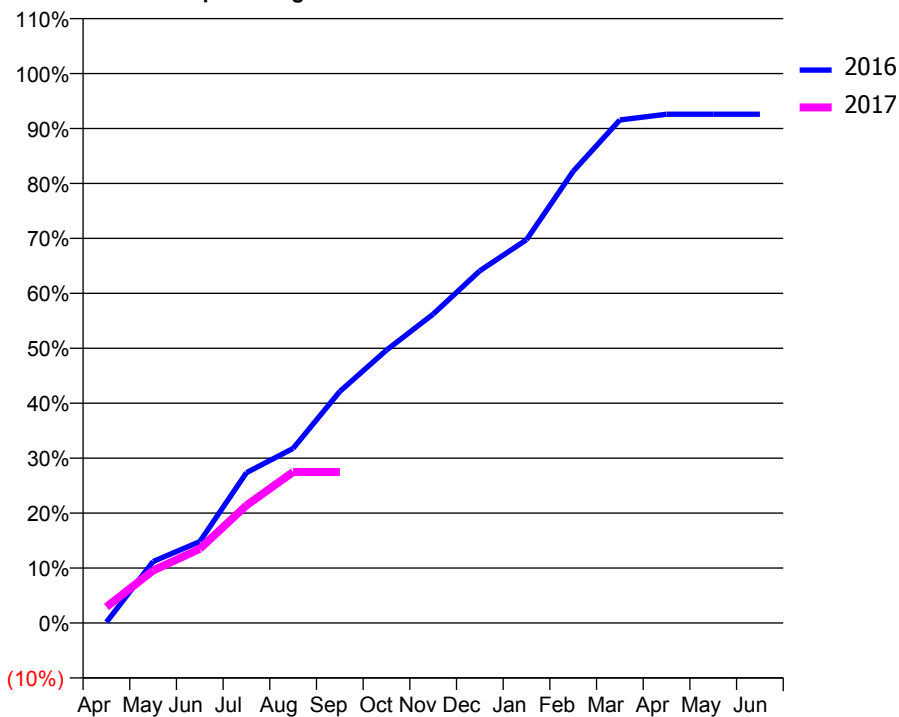
### ACCESS\*

Patients seen in 24 months	Total	Change since previous quarter
Quarter ending September 2015	1,640	
Quarter ending December 2015	1,604	↓
Quarter ending March 2016	1,602	→
Quarter ending June 2016	1,595	→
Quarter ending September 2016	1,595	→
<b>Variance since September 2015</b>	<b>(2.7%)</b>	<b>↓</b>



### ACTIVITY

Cumulative percentage of contracted UDA delivered 2016 & 2017



Adjusted Scheduled Activity (UDA)

Month	2016	2017
April	4	96
May	290	314
June	383	445
July	707	705
August	821	904
September	1,090	904
October	1,284	
November	1,453	
December	1,657	
January	1,803	
February	2,125	
March	2,366	
April	2,394	
May	2,394	
June	2,394	

### QUALITY

	Quantity	Base Number	Contract	AT	Region	England
% of FP17s for the same patient ID Re-attending within 3 months - Children	42	474	8.9%	10.3%	11.8%	12.4%
% of FP17s for the same patient ID Re-attending within 3 months - Adults	67	537	12.5%	15.1%	16.6%	16.7%
% of FP17s for the same patient ID Re-attending between 3 & 9 months - Children	328	474	69.2%	60.7%	60.2%	57.4%
% of FP17s for the same patient ID Re-attending between 3 & 9 months - Adults	333	537	62.0%	52.7%	52.0%	50.5%
% of FP17s for Band 1 Urgent Courses	27	489	5.5%	9.6%	9.4%	9.1%
% of FP17s Relating to Free Repair or Replacements	0	489	0.0%	0.7%	0.7%	0.8%
% of FP17s Relating to Continuations	0	489	0.0%	1.3%	1.2%	1.3%
% of Patients satisfied with the dentistry they have received	1	1	N/A	91.6%	93.6%	93.2%
% of Patients satisfied with the time they had to wait for an appointment	1	1	N/A	87.7%	89.1%	89.0%

\* This is based on patients treated on this contract for their most recent course of treatment. Figures in italics indicate the base number of FP17s or Patient Questionnaire responses are less than 100. N/A is shown where the base number of responses is less than 10 during the period. % is calculated as Quantity/Base number\*100

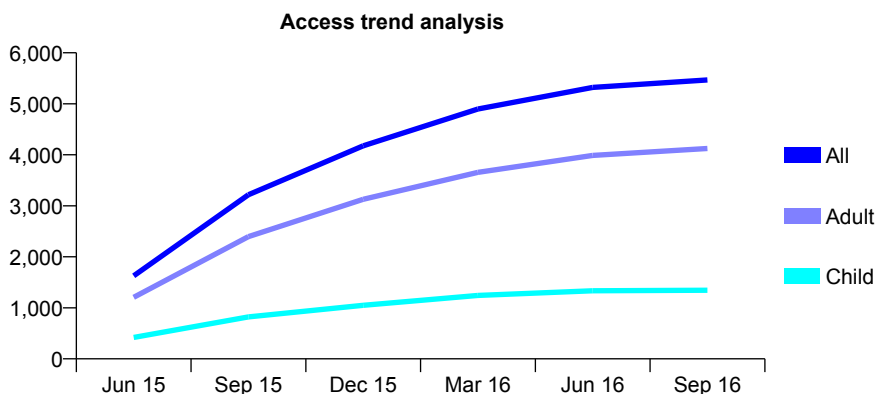
## Q70 - Vital Signs At a Glance Contract Report for 167029/0001 - September 2016

Name or company name	The Dental Practice
Contract type name	GDS Contract
Purpose of contract	General
Contract start date	01/04/2015
Contract end date	

16/17 Contracted general activity (UDA)	16,368
Carry forward general activity (UDA)	0
16/17 Contracted orthodontic activity (UOA)	0
Carry forward orthodontic activity (UOA)	0
Baseline contract value	£456,606.19

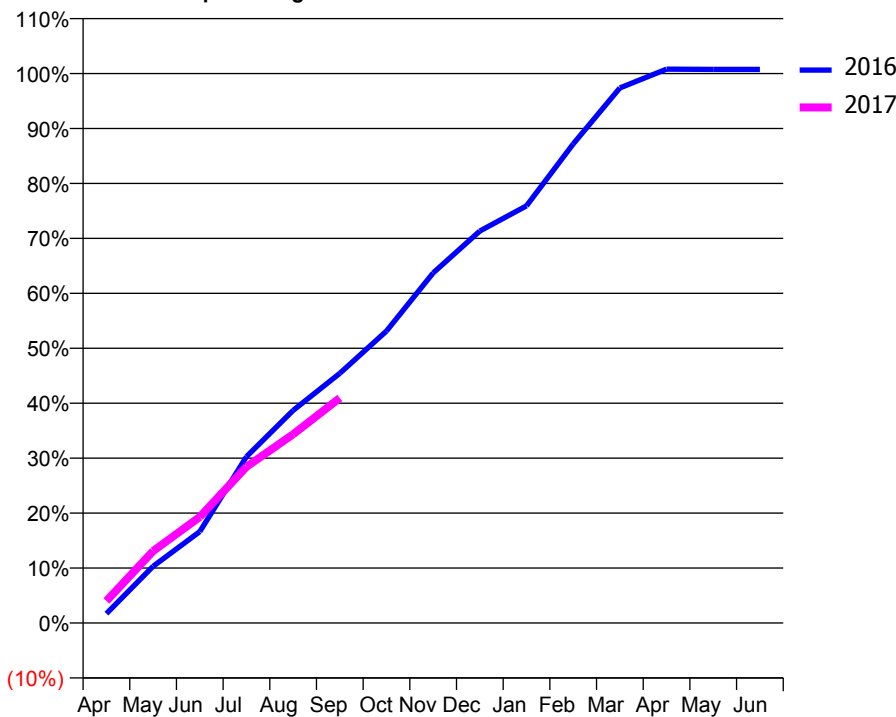
### ACCESS\*

Patients seen in 24 months	Total	Change since previous quarter
Quarter ending September 2015	3,218	
Quarter ending December 2015	4,177	↑
Quarter ending March 2016	4,897	↑
Quarter ending June 2016	5,321	↑
Quarter ending September 2016	5,468	↑
<b>Variance since September 2015</b>	<b>69.9%</b>	<b>↑</b>



### ACTIVITY

Cumulative percentage of contracted UDA delivered 2016 & 2017



Adjusted Scheduled Activity (UDA)

Month	2016	2017
April	279	659
May	1,692	2,142
June	2,721	3,159
July	4,954	4,652
August	6,331	5,622
September	7,438	6,702
October	8,696	
November	10,427	
December	11,675	
January	12,426	
February	14,268	
March	15,936	
April	16,497	
May	16,491	
June	16,491	

### QUALITY

	Quantity	Base Number	Contract	AT	Region	England
% of FP17s for the same patient ID Re-attending within 3 months - Children	59	706	8.4%	10.3%	11.8%	12.4%
% of FP17s for the same patient ID Re-attending within 3 months - Adults	579	2,753	21.0%	15.1%	16.6%	16.7%
% of FP17s for the same patient ID Re-attending between 3 & 9 months - Children	401	706	56.8%	60.7%	60.2%	57.4%
% of FP17s for the same patient ID Re-attending between 3 & 9 months - Adults	1,093	2,753	39.7%	52.7%	52.0%	50.5%
% of FP17s for Band 1 Urgent Courses	480	3,153	15.2%	9.6%	9.4%	9.1%
% of FP17s Relating to Free Repair or Replacements	64	3,153	2.0%	0.7%	0.7%	0.8%
% of FP17s Relating to Continuations	139	3,153	4.4%	1.3%	1.2%	1.3%
% of Patients satisfied with the dentistry they have received	4	5	N/A	91.6%	93.6%	93.2%
% of Patients satisfied with the time they had to wait for an appointment	3	5	N/A	87.7%	89.1%	89.0%

\* This is based on patients treated on this contract for their most recent course of treatment. Figures in italics indicate the base number of FP17s or Patient Questionnaire responses are less than 100. N/A is shown where the base number of responses is less than 10 during the period. % is calculated as Quantity/Base number\*100

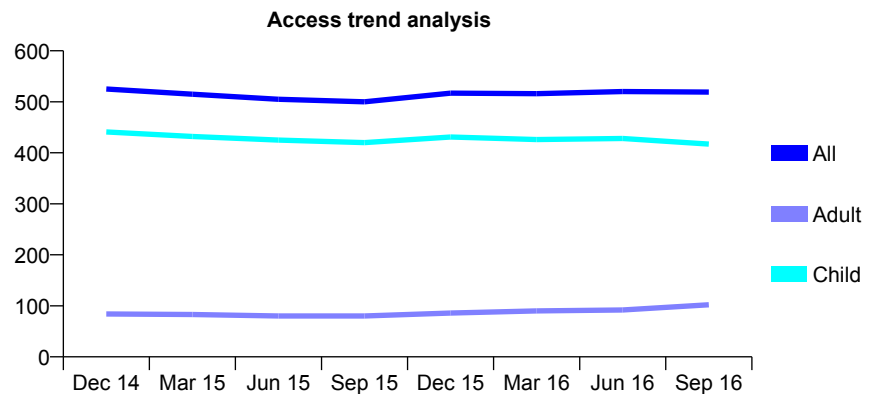
## Q70 - Vital Signs At a Glance Contract Report for 167878/0001 - September 2016

Name or company name	The Lodge Dental Partnership
Contract type name	GDS Contract
Purpose of contract	General
Contract start date	01/03/2011
Contract end date	

16/17 Contracted general activity (UDA)	825
Carry forward general activity (UDA)	0
16/17 Contracted orthodontic activity (UOA)	0
Carry forward orthodontic activity (UOA)	0
Baseline contract value	£19,823.01

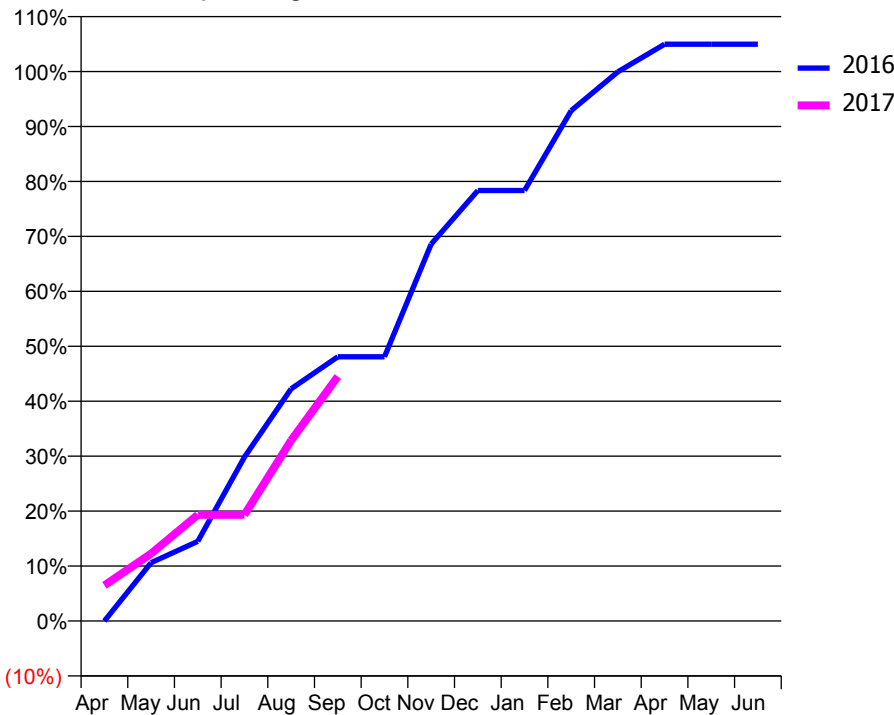
### ACCESS\*

Patients seen in 24 months	Total	Change since previous quarter
Quarter ending September 2015	500	
Quarter ending December 2015	517	↑
Quarter ending March 2016	516	→
Quarter ending June 2016	520	→
Quarter ending September 2016	519	→
<b>Variance since September 2015</b>	<b>3.8%</b>	<b>↑</b>



### ACTIVITY

Cumulative percentage of contracted UDA delivered 2016 & 2017



Month	Adjusted Scheduled Activity (UDA)	
	2016	2017
April	0	54
May	88	101
June	120	159
July	246	159
August	349	271
September	397	367
October	397	
November	566	
December	646	
January	646	
February	766	
March	825	
April	866	
May	866	
June	866	

### QUALITY

	Quantity	Base Number	Contract	AT	Region	England
% of FP17s for the same patient ID Re-attending within 3 months - Children	10	313	3.2%	10.3%	11.8%	12.4%
% of FP17s for the same patient ID Re-attending within 3 months - Adults	4	28	14.3%	15.1%	16.6%	16.7%
% of FP17s for the same patient ID Re-attending between 3 & 9 months - Children	218	313	69.6%	60.7%	60.2%	57.4%
% of FP17s for the same patient ID Re-attending between 3 & 9 months - Adults	12	28	42.9%	52.7%	52.0%	50.5%
% of FP17s for Band 1 Urgent Courses	15	304	4.9%	9.6%	9.4%	9.1%
% of FP17s Relating to Free Repair or Replacements	0	304	0.0%	0.7%	0.7%	0.8%
% of FP17s Relating to Continuations	1	304	0.3%	1.3%	1.2%	1.3%
% of Patients satisfied with the dentistry they have received	0	0	N/A	91.6%	93.6%	93.2%
% of Patients satisfied with the time they had to wait for an appointment	0	0	N/A	87.7%	89.1%	89.0%

\* This is based on patients treated on this contract for their most recent course of treatment. Figures in italics indicate the base number of FP17s or Patient Questionnaire responses are less than 100. N/A is shown where the base number of responses is less than 10 during the period. % is calculated as Quantity/Base number\*100

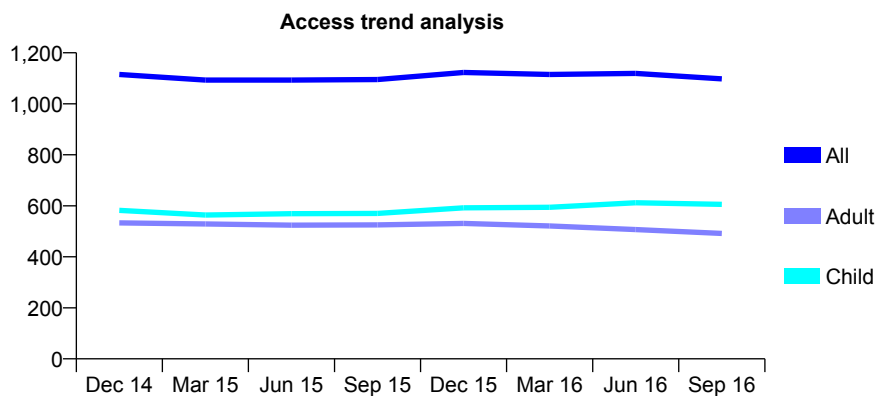
## Q70 - Vital Signs At a Glance Contract Report for 168165/0001 - September 2016

Name or company name	Stalbridge Dental Practice Ltd
Contract type name	GDS Contract
Purpose of contract	General
Contract start date	01/04/2008
Contract end date	

16/17 Contracted general activity (UDA)	3,669
Carry forward general activity (UDA)	-73
16/17 Contracted orthodontic activity (UOA)	0
Carry forward orthodontic activity (UOA)	0
Baseline contract value	£92,943.93

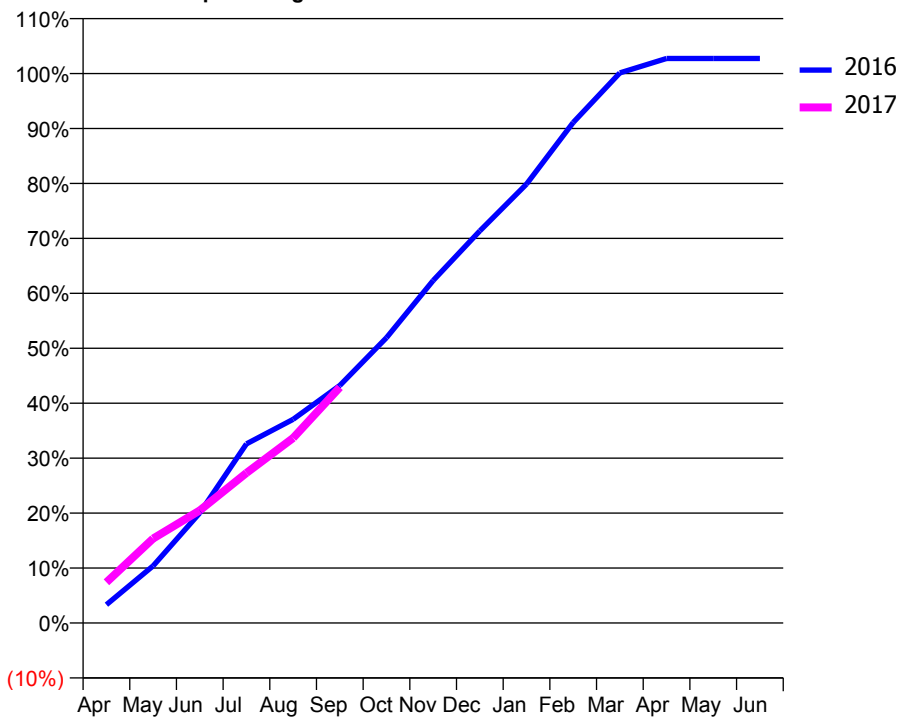
### ACCESS\*

Patients seen in 24 months	Total	Change since previous quarter
Quarter ending September 2015	1,095	
Quarter ending December 2015	1,123	↑
Quarter ending March 2016	1,115	→
Quarter ending June 2016	1,119	→
Quarter ending September 2016	1,098	↓
<b>Variance since September 2015</b>	<b>0.3%</b>	<b>→</b>



### ACTIVITY

Cumulative percentage of contracted UDA delivered 2016 & 2017



Adjusted Scheduled Activity (UDA)

Month	2016	2017
April	123	272
May	381	564
June	735	752
July	1,197	1,002
August	1,360	1,236
September	1,587	1,574
October	1,905	
November	2,287	
December	2,618	
January	2,930	
February	3,342	
March	3,673	
April	3,770	
May	3,770	
June	3,770	

### QUALITY

	Quantity	Base Number	Contract	AT	Region	England
% of FP17s for the same patient ID Re-attending within 3 months - Children	21	464	4.5%	10.3%	11.8%	12.4%
% of FP17s for the same patient ID Re-attending within 3 months - Adults	53	316	16.8%	15.1%	16.6%	16.7%
% of FP17s for the same patient ID Re-attending between 3 & 9 months - Children	313	464	67.5%	60.7%	60.2%	57.4%
% of FP17s for the same patient ID Re-attending between 3 & 9 months - Adults	179	316	56.6%	52.7%	52.0%	50.5%
% of FP17s for Band 1 Urgent Courses	9	736	1.2%	9.6%	9.4%	9.1%
% of FP17s Relating to Free Repair or Replacements	0	736	0.0%	0.7%	0.7%	0.8%
% of FP17s Relating to Continuations	4	736	0.5%	1.3%	1.2%	1.3%
% of Patients satisfied with the dentistry they have received	0	0	N/A	91.6%	93.6%	93.2%
% of Patients satisfied with the time they had to wait for an appointment	0	0	N/A	87.7%	89.1%	89.0%

\* This is based on patients treated on this contract for their most recent course of treatment. Figures in italics indicate the base number of FP17s or Patient Questionnaire responses are less than 100. N/A is shown where the base number of responses is less than 10 during the period. % is calculated as Quantity/Base number\*100

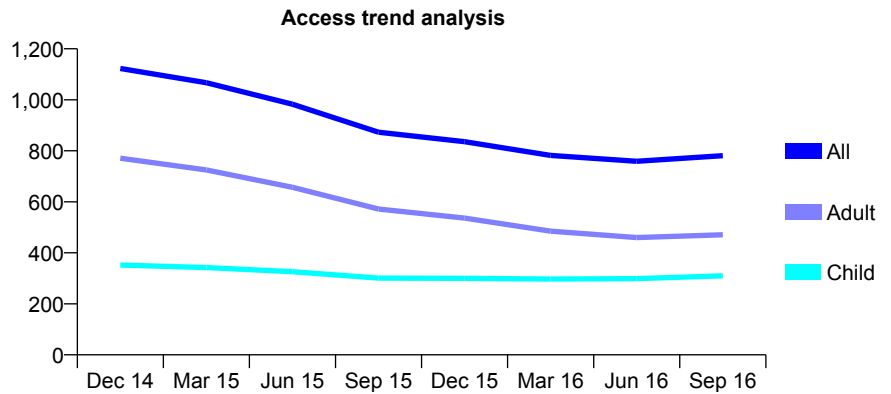
## Q70 - Vital Signs At a Glance Contract Report for 169250/0001 - September 2016

Name or company name	Mrs E Aslani
Contract type name	GDS Contract
Purpose of contract	General
Contract start date	05/06/2009
Contract end date	

16/17 Contracted general activity (UDA)	2,300
Carry forward general activity (UDA)	0
16/17 Contracted orthodontic activity (UOA)	0
Carry forward orthodontic activity (UOA)	0
Baseline contract value	£51,408.43

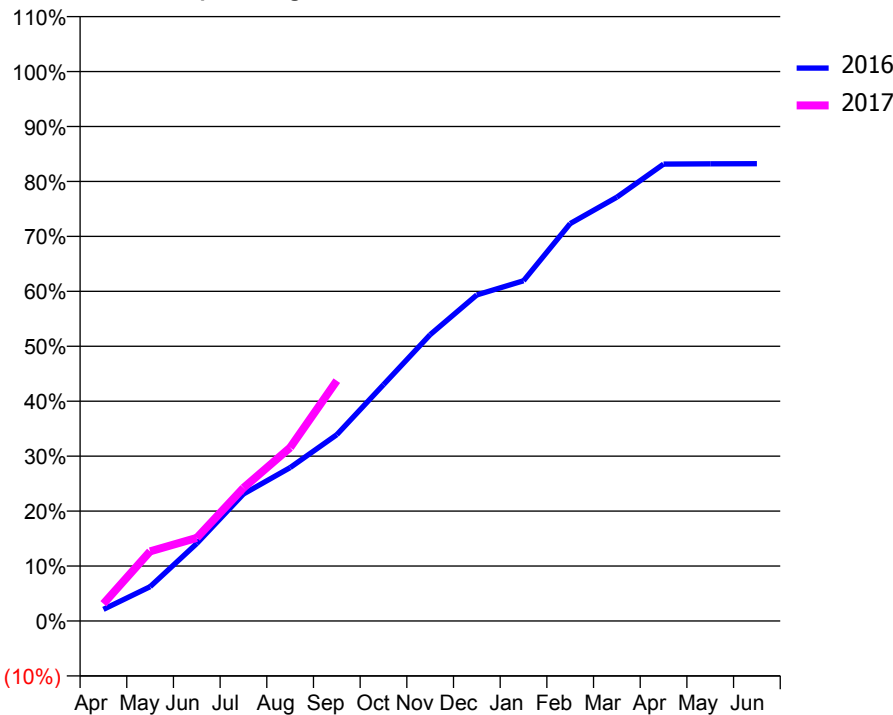
### ACCESS\*

Patients seen in 24 months	Total	Change since previous quarter
Quarter ending September 2015	873	
Quarter ending December 2015	836	↓
Quarter ending March 2016	782	↓
Quarter ending June 2016	759	↓
Quarter ending September 2016	781	↑
<b>Variance since September 2015</b>	<b>(10.5%)</b>	<b>↓</b>



### ACTIVITY

Cumulative percentage of contracted UDA delivered 2016 & 2017



Month	Adjusted Scheduled Activity (UDA)	
	2016	2017
April	49	72
May	144	291
June	325	348
July	532	557
August	642	726
September	780	1,006
October	989	
November	1,198	
December	1,365	
January	1,424	
February	1,664	
March	1,774	
April	1,912	
May	1,913	
June	1,914	

### QUALITY

	Quantity	Base Number	Contract	AT	Region	England
% of FP17s for the same patient ID Re-attending within 3 months - Children	9	261	3.4%	10.3%	11.8%	12.4%
% of FP17s for the same patient ID Re-attending within 3 months - Adults	88	407	21.6%	15.1%	16.6%	16.7%
% of FP17s for the same patient ID Re-attending between 3 & 9 months - Children	136	261	52.1%	60.7%	60.2%	57.4%
% of FP17s for the same patient ID Re-attending between 3 & 9 months - Adults	200	407	49.1%	52.7%	52.0%	50.5%
% of FP17s for Band 1 Urgent Courses	61	593	10.3%	9.6%	9.4%	9.1%
% of FP17s Relating to Free Repair or Replacements	0	593	0.0%	0.7%	0.7%	0.8%
% of FP17s Relating to Continuations	2	593	0.3%	1.3%	1.2%	1.3%
% of Patients satisfied with the dentistry they have received	2	2	N/A	91.6%	93.6%	93.2%
% of Patients satisfied with the time they had to wait for an appointment	2	2	N/A	87.7%	89.1%	89.0%

\* This is based on patients treated on this contract for their most recent course of treatment. Figures in italics indicate the base number of FP17s or Patient Questionnaire responses are less than 100. N/A is shown where the base number of responses is less than 10 during the period. % is calculated as Quantity/Base number\*100



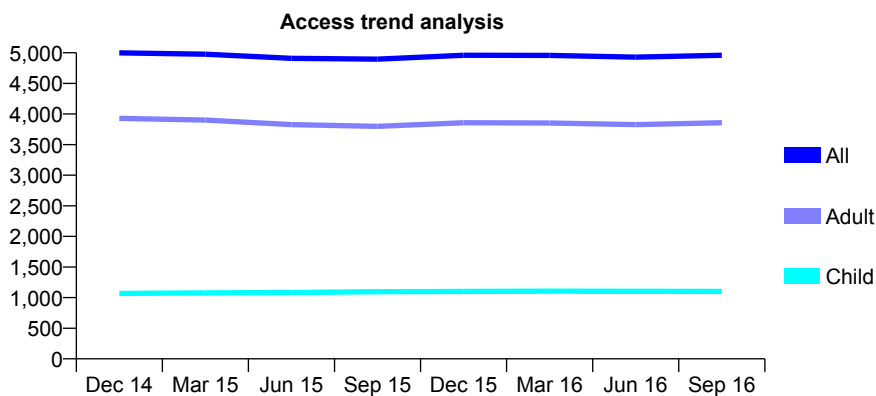
## Q70 - Vital Signs At a Glance Contract Report for 169269/0001 - September 2016

Name or company name	Pasadena Dental Practice Ltd
Contract type name	GDS Contract
Purpose of contract	General and Orthodontic
Contract start date	29/09/2007
Contract end date	

16/17 Contracted general activity (UDA)	16,400
Carry forward general activity (UDA)	0
16/17 Contracted orthodontic activity (UOA)	500
Carry forward orthodontic activity (UOA)	-10
Baseline contract value	£435,106.06

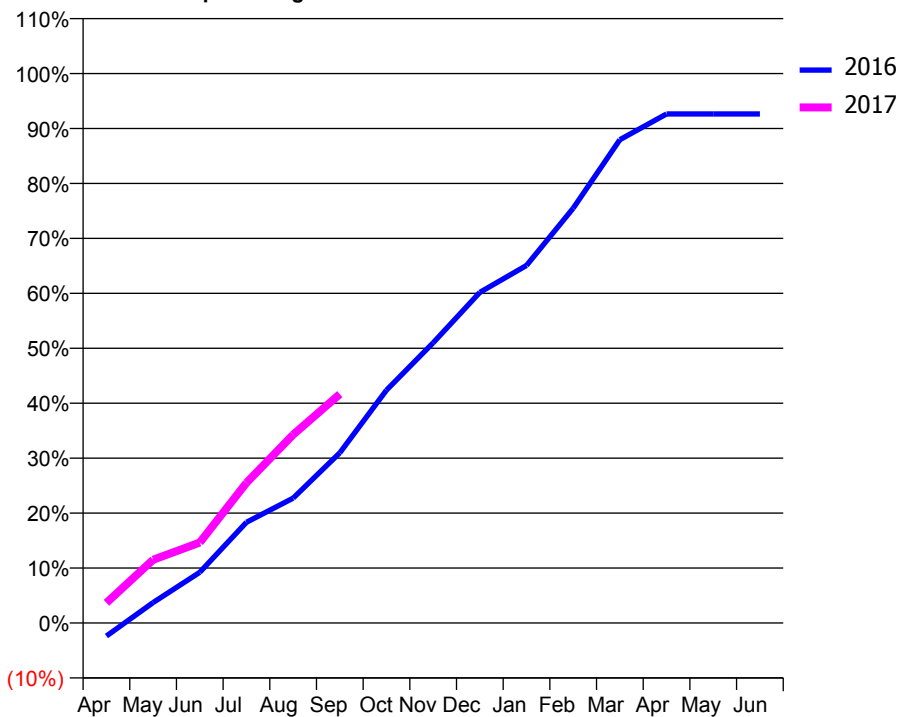
### ACCESS\*

Patients seen in 24 months	Total	Change since previous quarter
Quarter ending September 2015	4,896	
Quarter ending December 2015	4,959	→
Quarter ending March 2016	4,958	→
Quarter ending June 2016	4,929	→
Quarter ending September 2016	4,959	→
<b>Variance since September 2015</b>	<b>1.3%</b>	<b>→</b>



### ACTIVITY

Cumulative percentage of contracted UDA delivered 2016 & 2017



Adjusted Scheduled Activity (UDA)

Month	2016	2017
April	-390	603
May	613	1,890
June	1,515	2,401
July	3,007	4,183
August	3,728	5,622
September	5,080	6,832
October	6,949	
November	8,362	
December	9,868	
January	10,671	
February	12,380	
March	14,425	
April	15,193	
May	15,193	
June	15,193	

### QUALITY

	Quantity	Base Number	Contract	AT	Region	England
% of FP17s for the same patient ID Re-attending within 3 months - Children	58	798	7.3%	10.3%	11.8%	12.4%
% of FP17s for the same patient ID Re-attending within 3 months - Adults	315	2,564	12.3%	15.1%	16.6%	16.7%
% of FP17s for the same patient ID Re-attending between 3 & 9 months - Children	430	798	53.9%	60.7%	60.2%	57.4%
% of FP17s for the same patient ID Re-attending between 3 & 9 months - Adults	1,490	2,564	58.1%	52.7%	52.0%	50.5%
% of FP17s for Band 1 Urgent Courses	247	3,031	8.1%	9.6%	9.4%	9.1%
% of FP17s Relating to Free Repair or Replacements	27	3,031	0.9%	0.7%	0.7%	0.8%
% of FP17s Relating to Continuations	14	3,031	0.5%	1.3%	1.2%	1.3%
% of Patients satisfied with the dentistry they have received	1	1	N/A	91.6%	93.6%	93.2%
% of Patients satisfied with the time they had to wait for an appointment	1	1	N/A	87.7%	89.1%	89.0%

\* This is based on patients treated on this contract for their most recent course of treatment. Figures in italics indicate the base number of FP17s or Patient Questionnaire responses are less than 100. N/A is shown where the base number of responses is less than 10 during the period. % is calculated as Quantity/Base number\*100

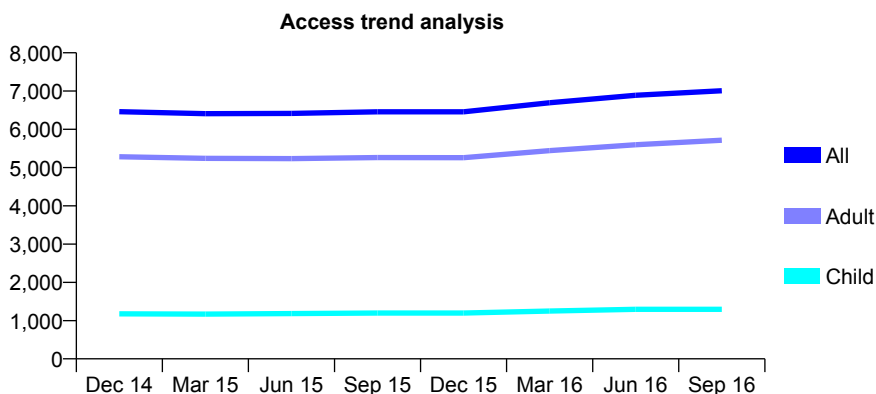
## Q70 - Vital Signs At a Glance Contract Report for 169315/0001 - September 2016

Name or company name	M A & K T Cottrell
Contract type name	GDS Contract
Purpose of contract	General
Contract start date	01/04/2011
Contract end date	

16/17 Contracted general activity (UDA)	24,444
Carry forward general activity (UDA)	0
16/17 Contracted orthodontic activity (UOA)	0
Carry forward orthodontic activity (UOA)	0
Baseline contract value	£610,696.89

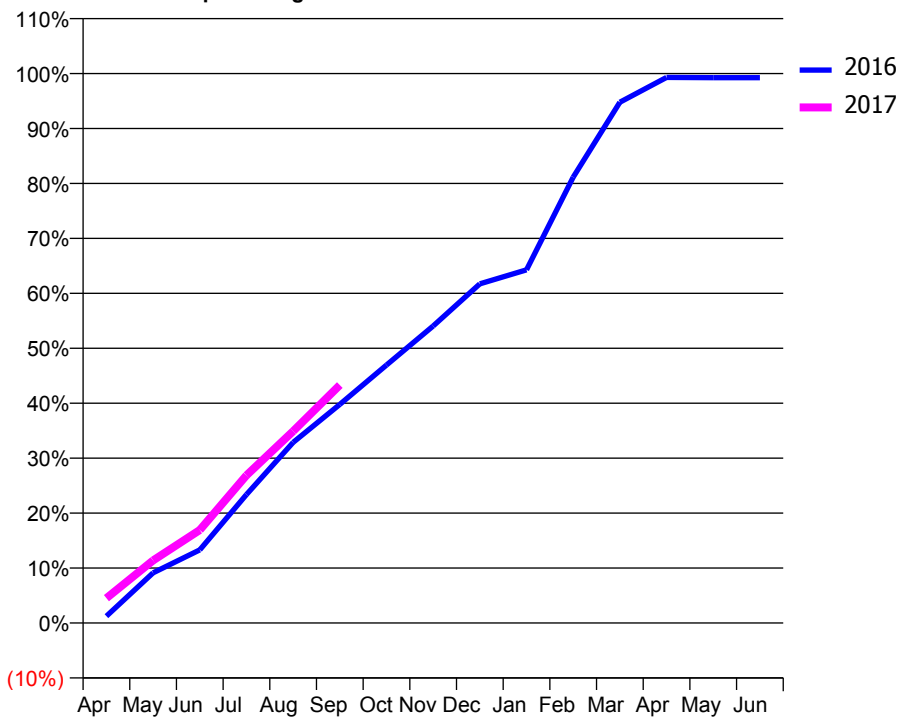
### ACCESS\*

Patients seen in 24 months	Total	Change since previous quarter
Quarter ending September 2015	6,458	
Quarter ending December 2015	6,456	→
Quarter ending March 2016	6,694	↑
Quarter ending June 2016	6,889	↑
Quarter ending September 2016	7,009	→
<b>Variance since September 2015</b>	<b>8.5%</b>	<b>↑</b>



### ACTIVITY

Cumulative percentage of contracted UDA delivered 2016 & 2017



Month	Adjusted Scheduled Activity (UDA)	
	2016	2017
April	239	1,109
May	1,760	2,783
June	2,565	4,137
July	4,505	6,570
August	6,329	8,533
September	7,662	10,585
October	9,042	
November	10,411	
December	11,888	
January	12,381	
February	15,626	
March	18,254	
April	19,124	
May	19,113	
June	19,117	

### QUALITY

	Quantity	Base Number	Contract	AT	Region	England
% of FP17s for the same patient ID Re-attending within 3 months - Children	170	1,180	14.4%	10.3%	11.8%	12.4%
% of FP17s for the same patient ID Re-attending within 3 months - Adults	599	4,021	14.9%	15.1%	16.6%	16.7%
% of FP17s for the same patient ID Re-attending between 3 & 9 months - Children	621	1,180	52.6%	60.7%	60.2%	57.4%
% of FP17s for the same patient ID Re-attending between 3 & 9 months - Adults	1,671	4,021	41.6%	52.7%	52.0%	50.5%
% of FP17s for Band 1 Urgent Courses	213	4,814	4.4%	9.6%	9.4%	9.1%
% of FP17s Relating to Free Repair or Replacements	3	4,814	0.1%	0.7%	0.7%	0.8%
% of FP17s Relating to Continuations	53	4,814	1.1%	1.3%	1.2%	1.3%
% of Patients satisfied with the dentistry they have received	3	3	N/A	91.6%	93.6%	93.2%
% of Patients satisfied with the time they had to wait for an appointment	3	3	N/A	87.7%	89.1%	89.0%

\* This is based on patients treated on this contract for their most recent course of treatment. Figures in italics indicate the base number of FP17s or Patient Questionnaire responses are less than 100. N/A is shown where the base number of responses is less than 10 during the period. % is calculated as Quantity/Base number\*100

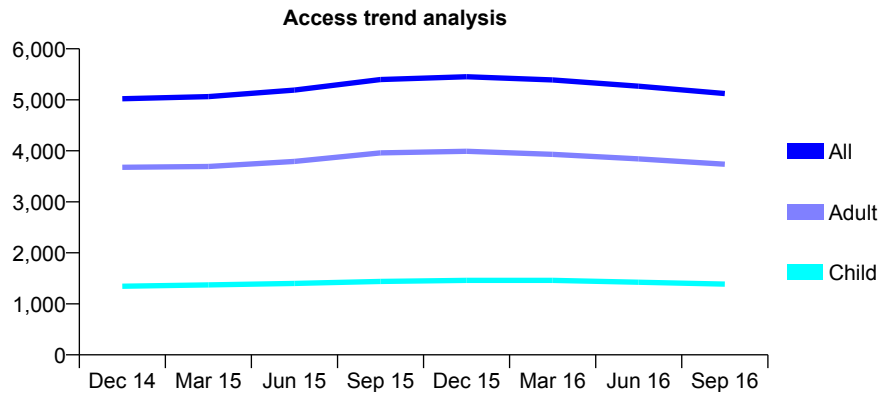
## Q70 - Vital Signs At a Glance Contract Report for 170046/0001 - September 2016

Name or company name	Mr T Darling
Contract type name	GDS Contract
Purpose of contract	General and Orthodontic
Contract start date	01/12/2012
Contract end date	

16/17 Contracted general activity (UDA)	13,766
Carry forward general activity (UDA)	384
16/17 Contracted orthodontic activity (UOA)	221
Carry forward orthodontic activity (UOA)	0
Baseline contract value	£345,715.42

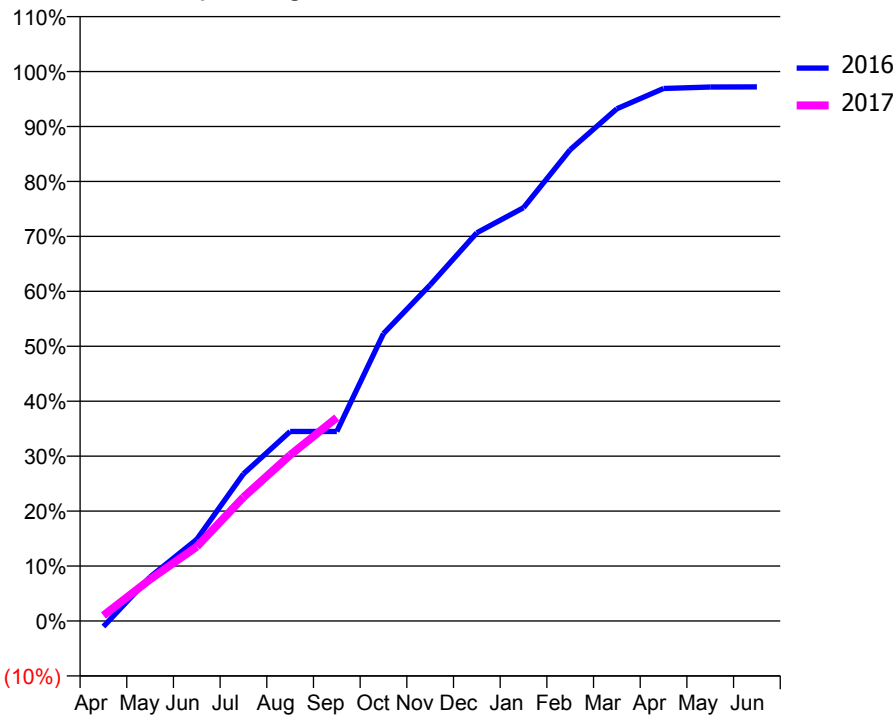
### ACCESS\*

Patients seen in 24 months	Total	Change since previous quarter
Quarter ending September 2015	5,397	
Quarter ending December 2015	5,452	→
Quarter ending March 2016	5,389	↓
Quarter ending June 2016	5,266	↓
Quarter ending September 2016	5,123	↓
<b>Variance since September 2015</b>	<b>(5.1%)</b>	<b>↓</b>



### ACTIVITY

Cumulative percentage of contracted UDA delivered 2016 & 2017



Month	Adjusted Scheduled Activity (UDA)	
	2016	2017
April	-141	138
May	1,103	1,043
June	2,045	1,861
July	3,687	3,103
August	4,749	4,157
September	4,749	5,097
October	7,201	
November	8,419	
December	9,726	
January	10,353	
February	11,807	
March	12,834	
April	13,339	
May	13,377	
June	13,381	

### QUALITY

	Quantity	Base Number	Contract	AT	Region	England
% of FP17s for the same patient ID Re-attending within 3 months - Children	75	947	7.9%	10.3%	11.8%	12.4%
% of FP17s for the same patient ID Re-attending within 3 months - Adults	348	2,357	14.8%	15.1%	16.6%	16.7%
% of FP17s for the same patient ID Re-attending between 3 & 9 months - Children	541	947	57.1%	60.7%	60.2%	57.4%
% of FP17s for the same patient ID Re-attending between 3 & 9 months - Adults	1,225	2,357	52.0%	52.7%	52.0%	50.5%
% of FP17s for Band 1 Urgent Courses	214	2,975	7.2%	9.6%	9.4%	9.1%
% of FP17s Relating to Free Repair or Replacements	0	2,975	0.0%	0.7%	0.7%	0.8%
% of FP17s Relating to Continuations	75	2,975	2.5%	1.3%	1.2%	1.3%
% of Patients satisfied with the dentistry they have received	4	4	N/A	91.6%	93.6%	93.2%
% of Patients satisfied with the time they had to wait for an appointment	3	4	N/A	87.7%	89.1%	89.0%

\* This is based on patients treated on this contract for their most recent course of treatment. Figures in italics indicate the base number of FP17s or Patient Questionnaire responses are less than 100. N/A is shown where the base number of responses is less than 10 during the period. % is calculated as Quantity/Base number\*100

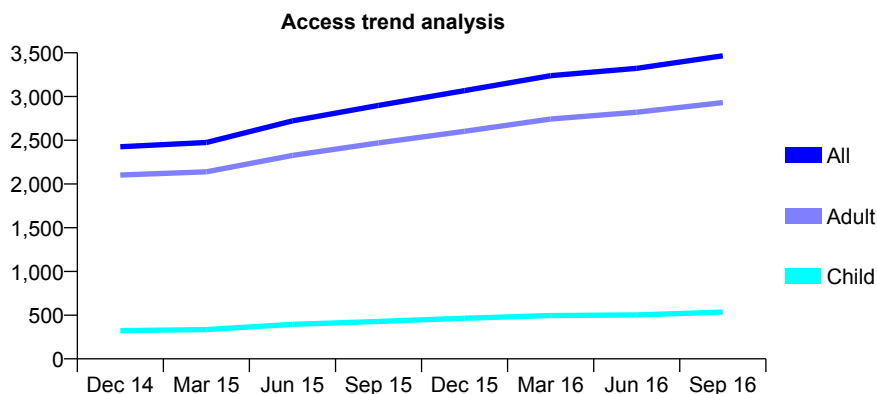
## Q70 - Vital Signs At a Glance Contract Report for 170127/0001 - September 2016

Name or company name	Erfanmanesh
Contract type name	GDS Contract
Purpose of contract	General
Contract start date	16/04/2012
Contract end date	

16/17 Contracted general activity (UDA)	9,107
Carry forward general activity (UDA)	0
16/17 Contracted orthodontic activity (UOA)	0
Carry forward orthodontic activity (UOA)	0
Baseline contract value	£223,970.41

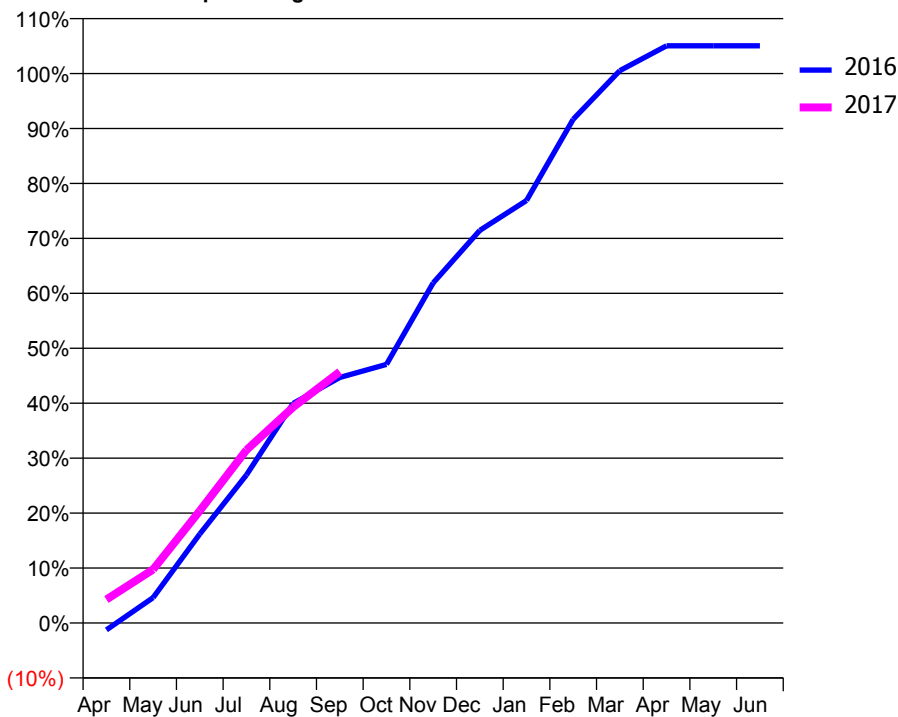
### ACCESS\*

Patients seen in 24 months	Total	Change since previous quarter
Quarter ending September 2015	2,898	
Quarter ending December 2015	3,067	↑
Quarter ending March 2016	3,238	↑
Quarter ending June 2016	3,323	↑
Quarter ending September 2016	3,465	↑
<b>Variance since September 2015</b>	<b>19.6%</b>	<b>↑</b>



### ACTIVITY

Cumulative percentage of contracted UDA delivered 2016 & 2017



Month	Adjusted Scheduled Activity (UDA)	
	2016	2017
April	-115	389
May	421	888
June	1,476	1,860
July	2,453	2,867
August	3,639	3,576
September	4,070	4,164
October	4,285	
November	5,637	
December	6,508	
January	7,003	
February	8,348	
March	9,155	
April	9,567	
May	9,567	
June	9,566	

### QUALITY

	Quantity	Base Number	Contract	AT	Region	England
% of FP17s for the same patient ID Re-attending within 3 months - Children	24	392	6.1%	10.3%	11.8%	12.4%
% of FP17s for the same patient ID Re-attending within 3 months - Adults	181	1,966	9.2%	15.1%	16.6%	16.7%
% of FP17s for the same patient ID Re-attending between 3 & 9 months - Children	224	392	57.1%	60.7%	60.2%	57.4%
% of FP17s for the same patient ID Re-attending between 3 & 9 months - Adults	1,262	1,966	64.2%	52.7%	52.0%	50.5%
% of FP17s for Band 1 Urgent Courses	117	2,166	5.4%	9.6%	9.4%	9.1%
% of FP17s Relating to Free Repair or Replacements	16	2,166	0.7%	0.7%	0.7%	0.8%
% of FP17s Relating to Continuations	26	2,166	1.2%	1.3%	1.2%	1.3%
% of Patients satisfied with the dentistry they have received	10	12	83.3%	91.6%	93.6%	93.2%
% of Patients satisfied with the time they had to wait for an appointment	10	12	83.3%	87.7%	89.1%	89.0%

\* This is based on patients treated on this contract for their most recent course of treatment. Figures in italics indicate the base number of FP17s or Patient Questionnaire responses are less than 100. N/A is shown where the base number of responses is less than 10 during the period. % is calculated as Quantity/Base number\*100

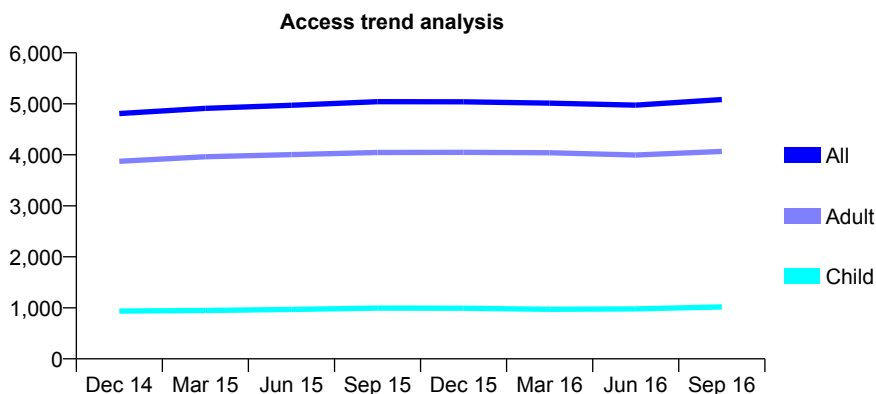
## Q70 - Vital Signs At a Glance Contract Report for 170542/0001 - September 2016

Name or company name	Mr A Ebodi Deljoujin
Contract type name	GDS Contract
Purpose of contract	General
Contract start date	01/10/2010
Contract end date	

16/17 Contracted general activity (UDA)	17,076
Carry forward general activity (UDA)	26
16/17 Contracted orthodontic activity (UOA)	0
Carry forward orthodontic activity (UOA)	0
Baseline contract value	£405,543.97

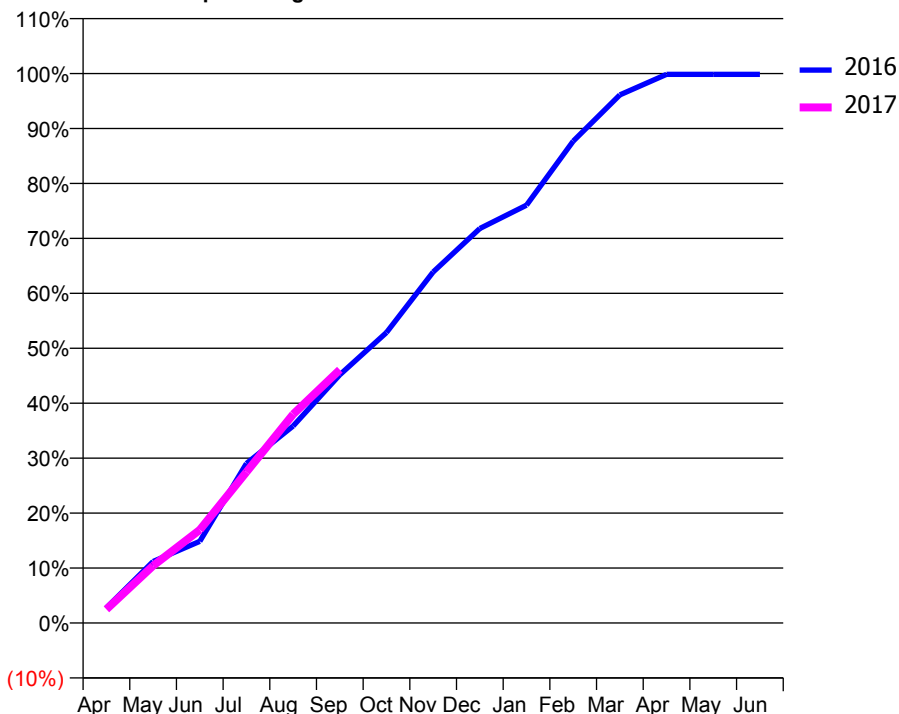
### ACCESS\*

Patients seen in 24 months	Total	Change since previous quarter
Quarter ending September 2015	5,042	
Quarter ending December 2015	5,040	→
Quarter ending March 2016	5,012	→
Quarter ending June 2016	4,974	→
Quarter ending September 2016	5,083	↑
<b>Variance since September 2015</b>	<b>0.8%</b>	<b>→</b>



### ACTIVITY

Cumulative percentage of contracted UDA delivered 2016 & 2017



Month	Adjusted Scheduled Activity (UDA)	
	2016	2017
April	473	426
May	1,914	1,780
June	2,537	2,894
July	4,957	4,695
August	6,122	6,488
September	7,715	7,871
October	9,028	
November	10,907	
December	12,258	
January	12,984	
February	14,975	
March	16,412	
April	17,049	
May	17,049	
June	17,049	

### QUALITY

	Quantity	Base Number	Contract	AT	Region	England
% of FP17s for the same patient ID Re-attending within 3 months - Children	51	844	6.0%	10.3%	11.8%	12.4%
% of FP17s for the same patient ID Re-attending within 3 months - Adults	423	3,302	12.8%	15.1%	16.6%	16.7%
% of FP17s for the same patient ID Re-attending between 3 & 9 months - Children	546	844	64.7%	60.7%	60.2%	57.4%
% of FP17s for the same patient ID Re-attending between 3 & 9 months - Adults	2,228	3,302	67.5%	52.7%	52.0%	50.5%
% of FP17s for Band 1 Urgent Courses	218	3,838	5.7%	9.6%	9.4%	9.1%
% of FP17s Relating to Free Repair or Replacements	6	3,838	0.2%	0.7%	0.7%	0.8%
% of FP17s Relating to Continuations	72	3,838	1.9%	1.3%	1.2%	1.3%
% of Patients satisfied with the dentistry they have received	8	8	N/A	91.6%	93.6%	93.2%
% of Patients satisfied with the time they had to wait for an appointment	8	8	N/A	87.7%	89.1%	89.0%

\* This is based on patients treated on this contract for their most recent course of treatment. Figures in italics indicate the base number of FP17s or Patient Questionnaire responses are less than 100. N/A is shown where the base number of responses is less than 10 during the period. % is calculated as Quantity/Base number\*100

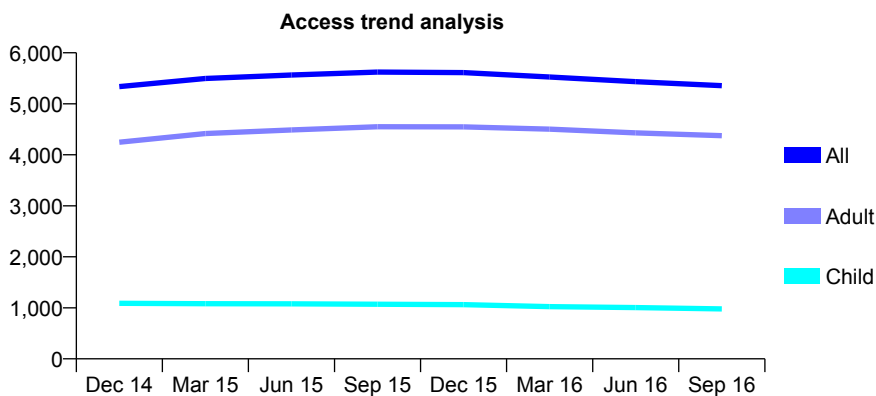
## Q70 - Vital Signs At a Glance Contract Report for 170747/0001 - September 2016

Name or company name	Miss P Kotecha
Contract type name	GDS Contract
Purpose of contract	General and Orthodontic
Contract start date	01/12/2013
Contract end date	

16/17 Contracted general activity (UDA)	16,248
Carry forward general activity (UDA)	0
16/17 Contracted orthodontic activity (UOA)	2,423
Carry forward orthodontic activity (UOA)	9
Baseline contract value	£566,864.02

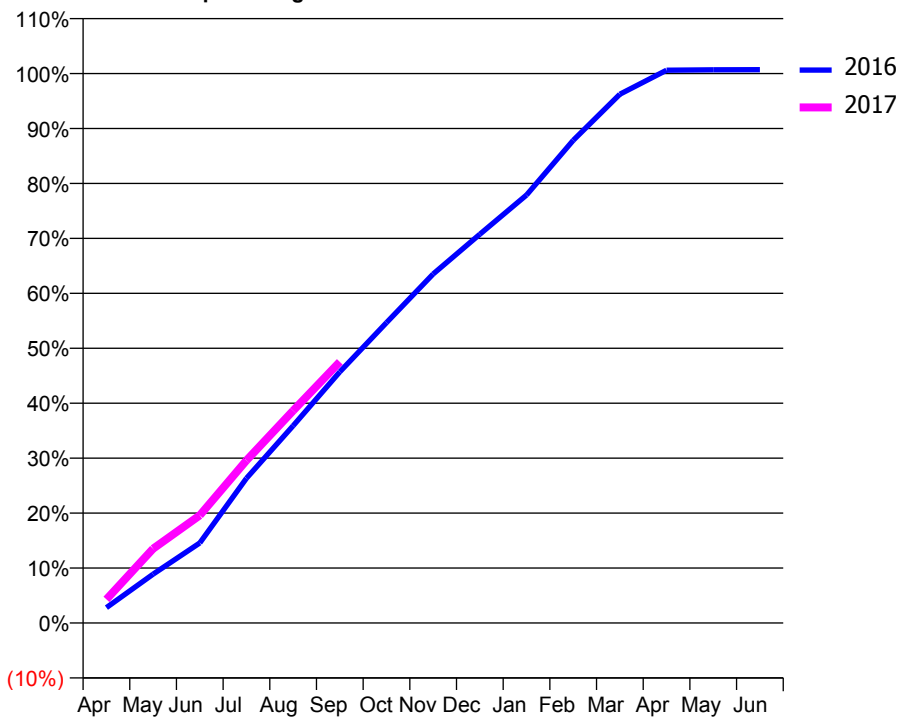
### ACCESS\*

Patients seen in 24 months	Total	Change since previous quarter
Quarter ending September 2015	5,621	
Quarter ending December 2015	5,612	→
Quarter ending March 2016	5,525	↓
Quarter ending June 2016	5,435	↓
Quarter ending September 2016	5,356	↓
<b>Variance since September 2015</b>	<b>(4.7%)</b>	<b>↓</b>



### ACTIVITY

Cumulative percentage of contracted UDA delivered 2016 & 2017



Adjusted Scheduled Activity (UDA)

Month	2016	2017
April	454	698
May	1,447	2,198
June	2,367	3,183
July	4,280	4,809
August	5,833	6,279
September	7,425	7,720
October	8,880	
November	10,320	
December	11,495	
January	12,656	
February	14,273	
March	15,637	
April	16,347	
May	16,357	
June	16,361	

### QUALITY

	Quantity	Base Number	Contract	AT	Region	England
% of FP17s for the same patient ID Re-attending within 3 months - Children	47	863	5.4%	10.3%	11.8%	12.4%
% of FP17s for the same patient ID Re-attending within 3 months - Adults	268	3,321	8.1%	15.1%	16.6%	16.7%
% of FP17s for the same patient ID Re-attending between 3 & 9 months - Children	509	863	59.0%	60.7%	60.2%	57.4%
% of FP17s for the same patient ID Re-attending between 3 & 9 months - Adults	2,104	3,321	63.4%	52.7%	52.0%	50.5%
% of FP17s for Band 1 Urgent Courses	96	3,791	2.5%	9.6%	9.4%	9.1%
% of FP17s Relating to Free Repair or Replacements	79	3,791	2.1%	0.7%	0.7%	0.8%
% of FP17s Relating to Continuations	38	3,791	1.0%	1.3%	1.2%	1.3%
% of Patients satisfied with the dentistry they have received	10	12	83.3%	91.6%	93.6%	93.2%
% of Patients satisfied with the time they had to wait for an appointment	10	12	83.3%	87.7%	89.1%	89.0%

\* This is based on patients treated on this contract for their most recent course of treatment. Figures in italics indicate the base number of FP17s or Patient Questionnaire responses are less than 100. N/A is shown where the base number of responses is less than 10 during the period. % is calculated as Quantity/Base number\*100

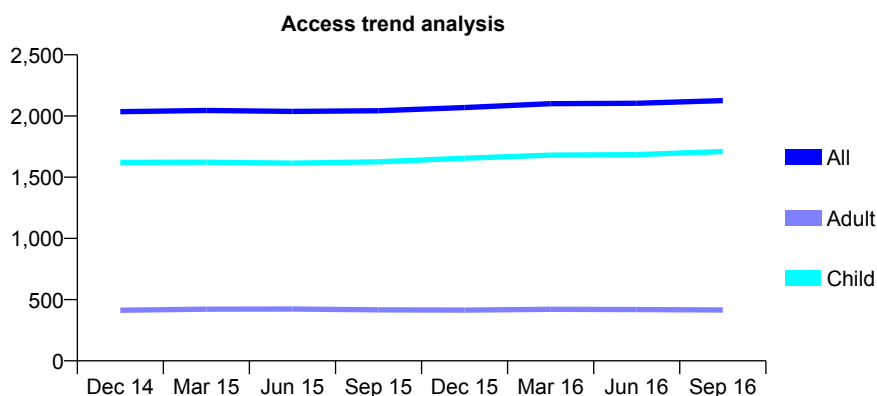
## Q70 - Vital Signs At a Glance Contract Report for 171921/0001 - September 2016

Name or company name	Beauchamp House Dental Surgery
Contract type name	GDS Contract
Purpose of contract	General
Contract start date	01/04/2009
Contract end date	

16/17 Contracted general activity (UDA)	5,000
Carry forward general activity (UDA)	83
16/17 Contracted orthodontic activity (UOA)	0
Carry forward orthodontic activity (UOA)	0
Baseline contract value	£153,223.38

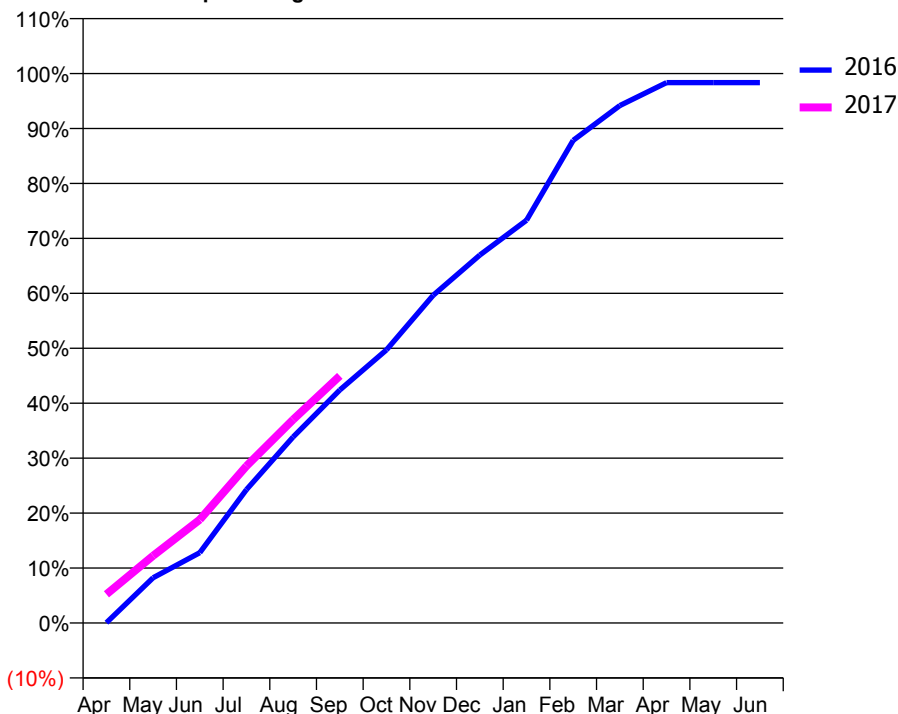
### ACCESS\*

Patients seen in 24 months	Total	Change since previous quarter
Quarter ending September 2015	2,043	
Quarter ending December 2015	2,069	→
Quarter ending March 2016	2,101	→
Quarter ending June 2016	2,104	→
Quarter ending September 2016	2,126	→
<b>Variance since September 2015</b>	<b>4.1%</b>	<b>↑</b>



### ACTIVITY

Cumulative percentage of contracted UDA delivered 2016 & 2017



Month	Adjusted Scheduled Activity (UDA)	
	2016	2017
April	3	261
May	412	612
June	641	941
July	1,214	1,429
August	1,694	1,851
September	2,120	2,249
October	2,486	
November	2,982	
December	3,348	
January	3,664	
February	4,392	
March	4,708	
April	4,917	
May	4,917	
June	4,917	

### QUALITY

	Quantity	Base Number	Contract	AT	Region	England
% of FP17s for the same patient ID Re-attending within 3 months - Children	135	1,535	8.8%	10.3%	11.8%	12.4%
% of FP17s for the same patient ID Re-attending within 3 months - Adults	34	202	16.8%	15.1%	16.6%	16.7%
% of FP17s for the same patient ID Re-attending between 3 & 9 months - Children	1,081	1,535	70.4%	60.7%	60.2%	57.4%
% of FP17s for the same patient ID Re-attending between 3 & 9 months - Adults	122	202	60.4%	52.7%	52.0%	50.5%
% of FP17s for Band 1 Urgent Courses	66	1,595	4.1%	9.6%	9.4%	9.1%
% of FP17s Relating to Free Repair or Replacements	0	1,595	0.0%	0.7%	0.7%	0.8%
% of FP17s Relating to Continuations	1	1,595	0.1%	1.3%	1.2%	1.3%
% of Patients satisfied with the dentistry they have received	3	3	N/A	91.6%	93.6%	93.2%
% of Patients satisfied with the time they had to wait for an appointment	3	3	N/A	87.7%	89.1%	89.0%

\* This is based on patients treated on this contract for their most recent course of treatment. Figures in italics indicate the base number of FP17s or Patient Questionnaire responses are less than 100. N/A is shown where the base number of responses is less than 10 during the period. % is calculated as Quantity/Base number\*100



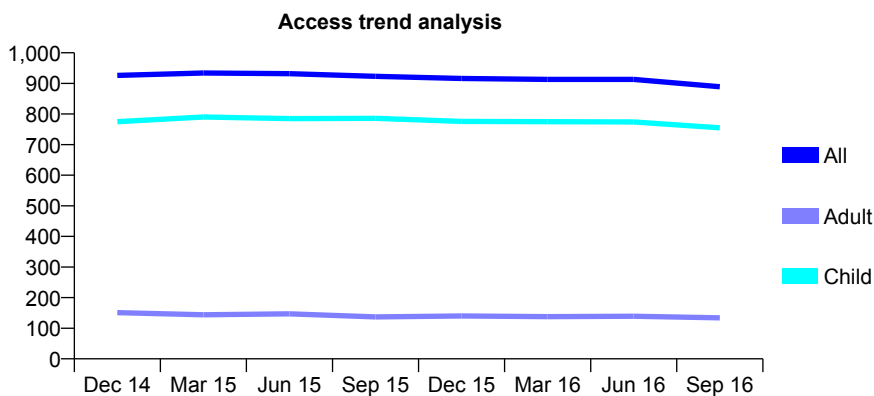
## Q70 - Vital Signs At a Glance Contract Report for 173363/0001 - September 2016

Name or company name	MLL Portchester
Contract type name	GDS Contract
Purpose of contract	General
Contract start date	01/10/2009
Contract end date	

16/17 Contracted general activity (UDA)	1,430
Carry forward general activity (UDA)	0
16/17 Contracted orthodontic activity (UOA)	0
Carry forward orthodontic activity (UOA)	0
Baseline contract value	£36,232.86

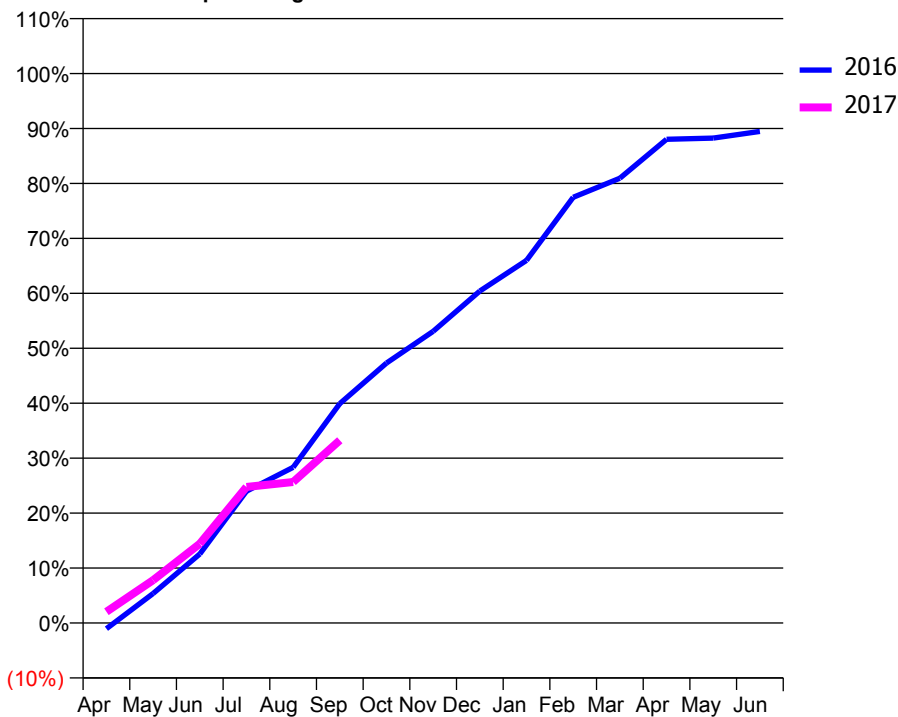
### ACCESS\*

Patients seen in 24 months	Total	Change since previous quarter
Quarter ending September 2015	923	
Quarter ending December 2015	916	→
Quarter ending March 2016	913	→
Quarter ending June 2016	913	→
Quarter ending September 2016	889	↓
<b>Variance since September 2015</b>	<b>(3.7%)</b>	<b>↓</b>



### ACTIVITY

Cumulative percentage of contracted UDA delivered 2016 & 2017



Adjusted Scheduled Activity (UDA)

Month	2016	2017
April	-15	29
May	77	112
June	180	206
July	343	354
August	405	367
September	571	476
October	676	
November	759	
December	864	
January	944	
February	1,108	
March	1,157	
April	1,259	
May	1,262	
June	1,279	

### QUALITY

	Quantity	Base Number	Contract	AT	Region	England
% of FP17s for the same patient ID Re-attending within 3 months - Children	19	404	4.7%	10.3%	11.8%	12.4%
% of FP17s for the same patient ID Re-attending within 3 months - Adults	2	43	4.7%	15.1%	16.6%	16.7%
% of FP17s for the same patient ID Re-attending between 3 & 9 months - Children	195	404	48.3%	60.7%	60.2%	57.4%
% of FP17s for the same patient ID Re-attending between 3 & 9 months - Adults	13	43	30.2%	52.7%	52.0%	50.5%
% of FP17s for Band 1 Urgent Courses	13	357	3.6%	9.6%	9.4%	9.1%
% of FP17s Relating to Free Repair or Replacements	0	357	0.0%	0.7%	0.7%	0.8%
% of FP17s Relating to Continuations	0	357	0.0%	1.3%	1.2%	1.3%
% of Patients satisfied with the dentistry they have received	0	0	N/A	91.6%	93.6%	93.2%
% of Patients satisfied with the time they had to wait for an appointment	0	0	N/A	87.7%	89.1%	89.0%

\* This is based on patients treated on this contract for their most recent course of treatment. Figures in italics indicate the base number of FP17s or Patient Questionnaire responses are less than 100. N/A is shown where the base number of responses is less than 10 during the period. % is calculated as Quantity/Base number\*100

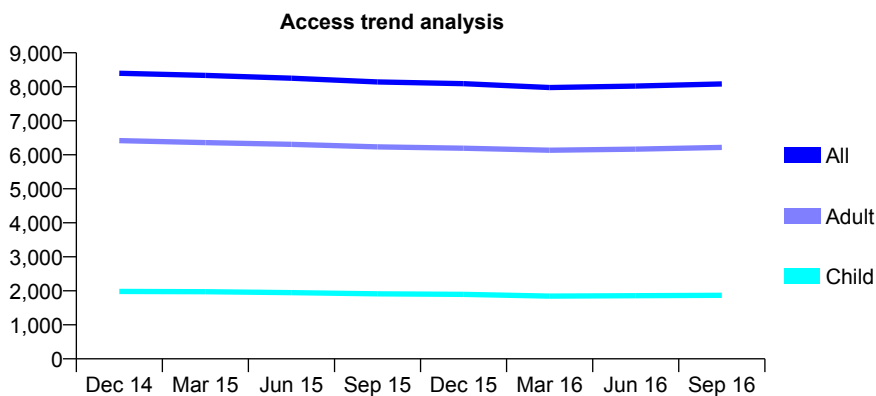
## Q70 - Vital Signs At a Glance Contract Report for 175226/0001 - September 2016

Name or company name	Forest Gate Dental Practice
Contract type name	GDS Contract
Purpose of contract	General
Contract start date	01/04/2009
Contract end date	

16/17 Contracted general activity (UDA)	26,029
Carry forward general activity (UDA)	634
16/17 Contracted orthodontic activity (UOA)	0
Carry forward orthodontic activity (UOA)	0
Baseline contract value	£762,873.98

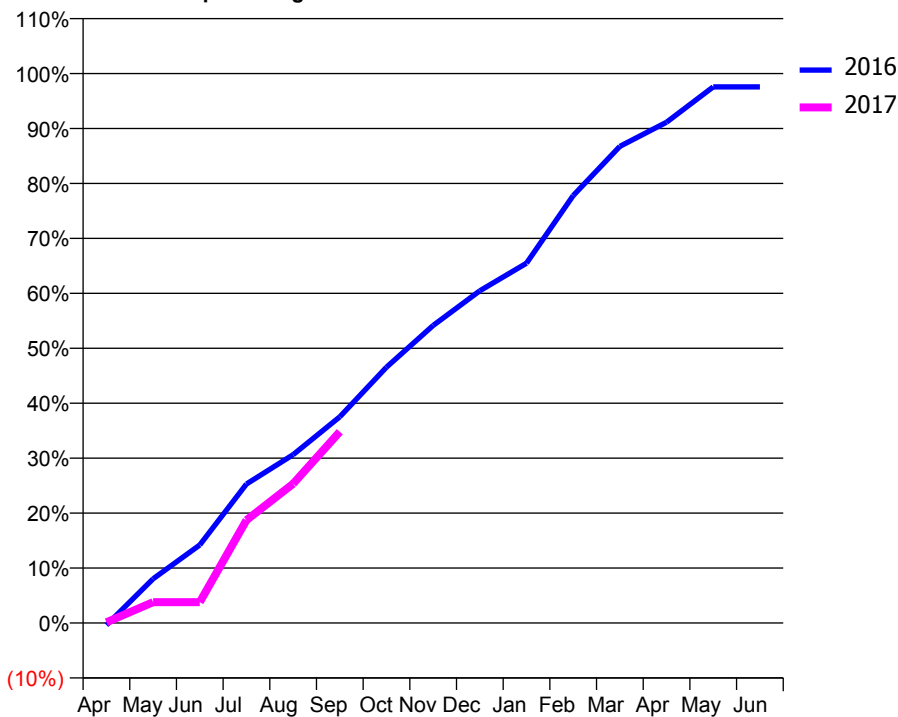
### ACCESS\*

Patients seen in 24 months	Total	Change since previous quarter
Quarter ending September 2015	8,144	
Quarter ending December 2015	8,091	→
Quarter ending March 2016	7,978	↓
Quarter ending June 2016	8,023	→
Quarter ending September 2016	8,083	→
<b>Variance since September 2015</b>	<b>(0.7%)</b>	→



### ACTIVITY

Cumulative percentage of contracted UDA delivered 2016 & 2017



Month	Adjusted Scheduled Activity (UDA)	
	2016	2017
April	-106	35
May	2,093	985
June	3,700	985
July	6,584	4,872
August	7,978	6,597
September	9,768	9,059
October	12,121	
November	14,096	
December	15,736	
January	17,044	
February	20,250	
March	22,576	
April	23,724	
May	25,394	
June	25,394	

### QUALITY

	Quantity	Base Number	Contract	AT	Region	England
% of FP17s for the same patient ID Re-attending within 3 months - Children	94	1,466	6.4%	10.3%	11.8%	12.4%
% of FP17s for the same patient ID Re-attending within 3 months - Adults	686	4,645	14.8%	15.1%	16.6%	16.7%
% of FP17s for the same patient ID Re-attending between 3 & 9 months - Children	828	1,466	56.5%	60.7%	60.2%	57.4%
% of FP17s for the same patient ID Re-attending between 3 & 9 months - Adults	2,285	4,645	49.2%	52.7%	52.0%	50.5%
% of FP17s for Band 1 Urgent Courses	291	4,943	5.9%	9.6%	9.4%	9.1%
% of FP17s Relating to Free Repair or Replacements	48	4,943	1.0%	0.7%	0.7%	0.8%
% of FP17s Relating to Continuations	103	4,943	2.1%	1.3%	1.2%	1.3%
% of Patients satisfied with the dentistry they have received	2	3	N/A	91.6%	93.6%	93.2%
% of Patients satisfied with the time they had to wait for an appointment	2	3	N/A	87.7%	89.1%	89.0%

\* This is based on patients treated on this contract for their most recent course of treatment. Figures in italics indicate the base number of FP17s or Patient Questionnaire responses are less than 100. N/A is shown where the base number of responses is less than 10 during the period. % is calculated as Quantity/Base number\*100

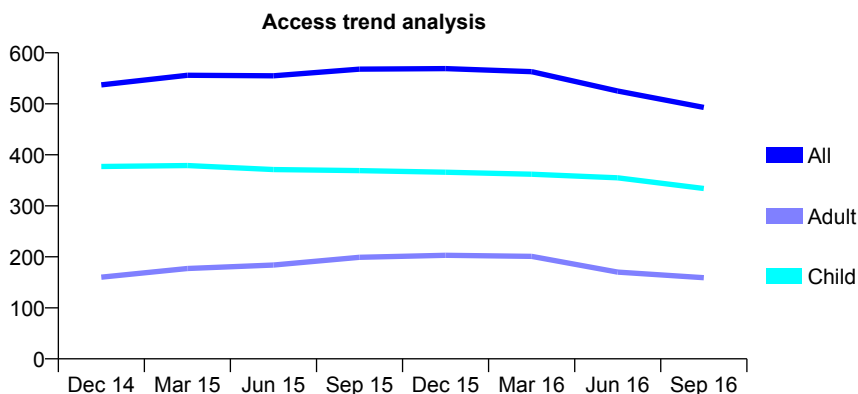
## Q70 - Vital Signs At a Glance Contract Report for 177148/0001 - September 2016

Name or company name	Miss S K Dau
Contract type name	GDS Contract
Purpose of contract	General
Contract start date	01/02/2014
Contract end date	

16/17 Contracted general activity (UDA)	1,500
Carry forward general activity (UDA)	0
16/17 Contracted orthodontic activity (UOA)	0
Carry forward orthodontic activity (UOA)	0
Baseline contract value	£35,266.90

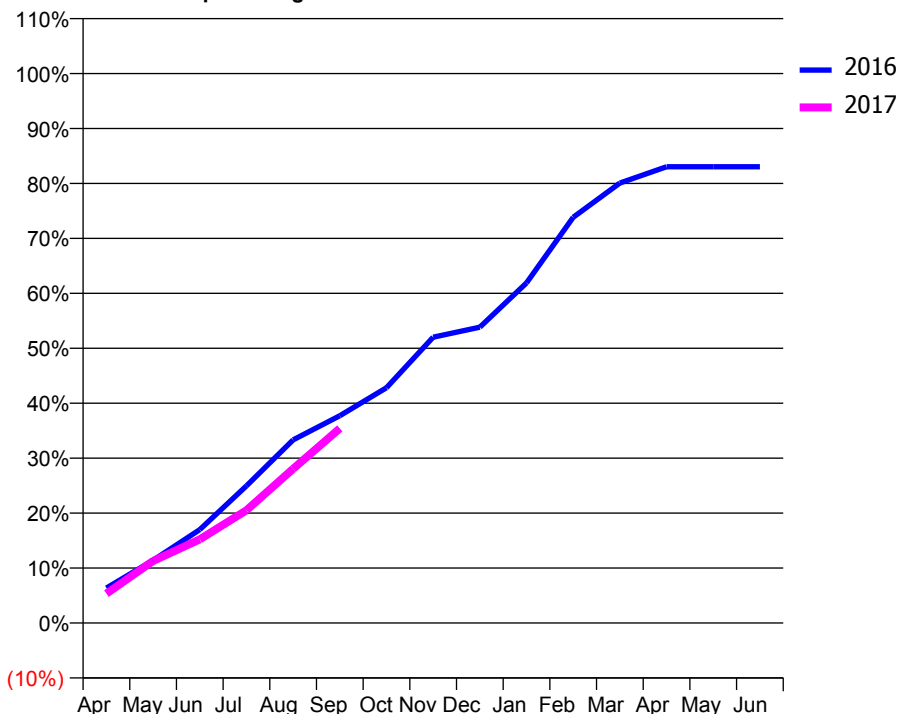
### ACCESS\*

Patients seen in 24 months	Total	Change since previous quarter
Quarter ending September 2015	568	
Quarter ending December 2015	569	→
Quarter ending March 2016	563	↓
Quarter ending June 2016	525	↓
Quarter ending September 2016	493	↓
<b>Variance since September 2015</b>	<b>(13.2%)</b>	<b>↓</b>



### ACTIVITY

Cumulative percentage of contracted UDA delivered 2016 & 2017



Adjusted Scheduled Activity (UDA)

Month	2016	2017
April	95	80
May	171	169
June	255	228
July	374	308
August	500	421
September	566	531
October	642	
November	780	
December	807	
January	928	
February	1,107	
March	1,201	
April	1,245	
May	1,245	
June	1,245	

### QUALITY

	Quantity	Base Number	Contract	AT	Region	England
% of FP17s for the same patient ID Re-attending within 3 months - Children	14	280	5.0%	10.3%	11.8%	12.4%
% of FP17s for the same patient ID Re-attending within 3 months - Adults	5	61	8.2%	15.1%	16.6%	16.7%
% of FP17s for the same patient ID Re-attending between 3 & 9 months - Children	227	280	81.1%	60.7%	60.2%	57.4%
% of FP17s for the same patient ID Re-attending between 3 & 9 months - Adults	43	61	70.5%	52.7%	52.0%	50.5%
% of FP17s for Band 1 Urgent Courses	11	322	3.4%	9.6%	9.4%	9.1%
% of FP17s Relating to Free Repair or Replacements	0	322	0.0%	0.7%	0.7%	0.8%
% of FP17s Relating to Continuations	0	322	0.0%	1.3%	1.2%	1.3%
% of Patients satisfied with the dentistry they have received	0	0	N/A	91.6%	93.6%	93.2%
% of Patients satisfied with the time they had to wait for an appointment	0	0	N/A	87.7%	89.1%	89.0%

\* This is based on patients treated on this contract for their most recent course of treatment. Figures in italics indicate the base number of FP17s or Patient Questionnaire responses are less than 100. N/A is shown where the base number of responses is less than 10 during the period. % is calculated as Quantity/Base number\*100

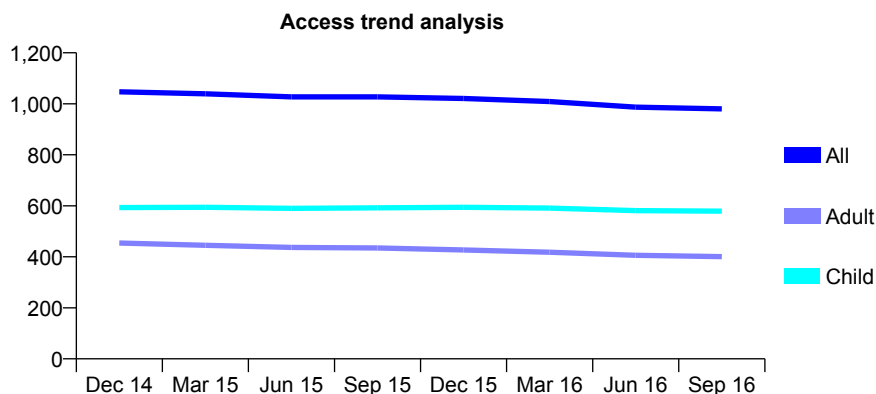
## Q70 - Vital Signs At a Glance Contract Report for 177571/0001 - September 2016

Name or company name	Mr M Dellafera
Contract type name	GDS Contract
Purpose of contract	General
Contract start date	01/07/2008
Contract end date	

16/17 Contracted general activity (UDA)	2,600
Carry forward general activity (UDA)	0
16/17 Contracted orthodontic activity (UOA)	0
Carry forward orthodontic activity (UOA)	0
Baseline contract value	£58,441.76

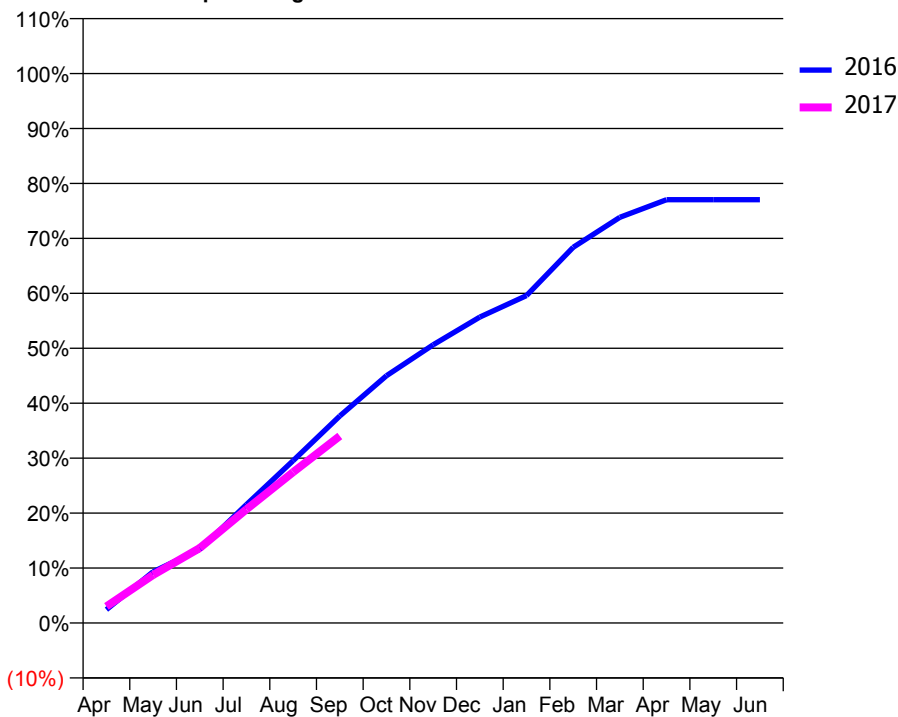
### ACCESS\*

Patients seen in 24 months	Total	Change since previous quarter
Quarter ending September 2015	1,027	
Quarter ending December 2015	1,021	→
Quarter ending March 2016	1,009	↓
Quarter ending June 2016	987	↓
Quarter ending September 2016	980	→
<b>Variance since September 2015</b>	<b>(4.6%)</b>	<b>↓</b>



### ACTIVITY

Cumulative percentage of contracted UDA delivered 2016 & 2017



Adjusted Scheduled Activity (UDA)

Month	2016	2017
April	63	79
May	243	227
June	348	355
July	561	538
August	768	714
September	979	885
October	1,170	
November	1,316	
December	1,448	
January	1,549	
February	1,777	
March	1,920	
April	2,003	
May	2,003	
June	2,003	

### QUALITY

	Quantity	Base Number	Contract	AT	Region	England
% of FP17s for the same patient ID Re-attending within 3 months - Children	32	447	7.2%	10.3%	11.8%	12.4%
% of FP17s for the same patient ID Re-attending within 3 months - Adults	27	260	10.4%	15.1%	16.6%	16.7%
% of FP17s for the same patient ID Re-attending between 3 & 9 months - Children	310	447	69.4%	60.7%	60.2%	57.4%
% of FP17s for the same patient ID Re-attending between 3 & 9 months - Adults	154	260	59.2%	52.7%	52.0%	50.5%
% of FP17s for Band 1 Urgent Courses	31	636	4.9%	9.6%	9.4%	9.1%
% of FP17s Relating to Free Repair or Replacements	0	636	0.0%	0.7%	0.7%	0.8%
% of FP17s Relating to Continuations	4	636	0.6%	1.3%	1.2%	1.3%
% of Patients satisfied with the dentistry they have received	0	0	N/A	91.6%	93.6%	93.2%
% of Patients satisfied with the time they had to wait for an appointment	0	0	N/A	87.7%	89.1%	89.0%

\* This is based on patients treated on this contract for their most recent course of treatment. Figures in italics indicate the base number of FP17s or Patient Questionnaire responses are less than 100. N/A is shown where the base number of responses is less than 10 during the period. % is calculated as Quantity/Base number\*100

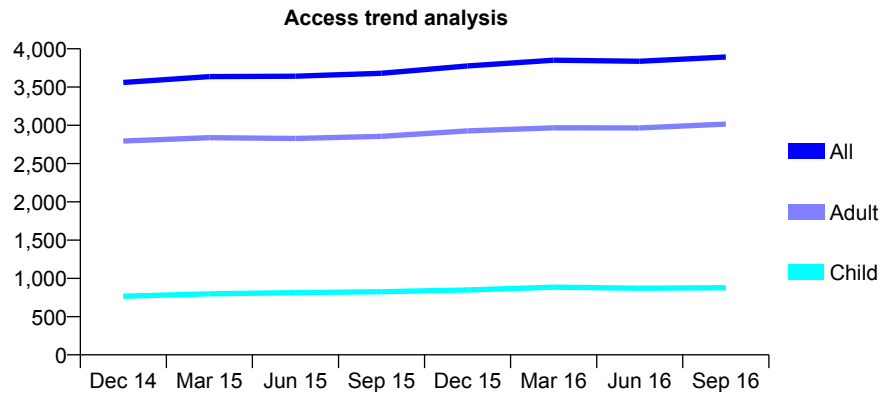
## Q70 - Vital Signs At a Glance Contract Report for 179418/0001 - September 2016

Name or company name	Moonlight Dental Surgeries Ltd
Contract type name	GDS Contract
Purpose of contract	General
Contract start date	01/10/2008
Contract end date	

16/17 Contracted general activity (UDA)	14,000
Carry forward general activity (UDA)	81
16/17 Contracted orthodontic activity (UOA)	0
Carry forward orthodontic activity (UOA)	0
Baseline contract value	£346,067.12

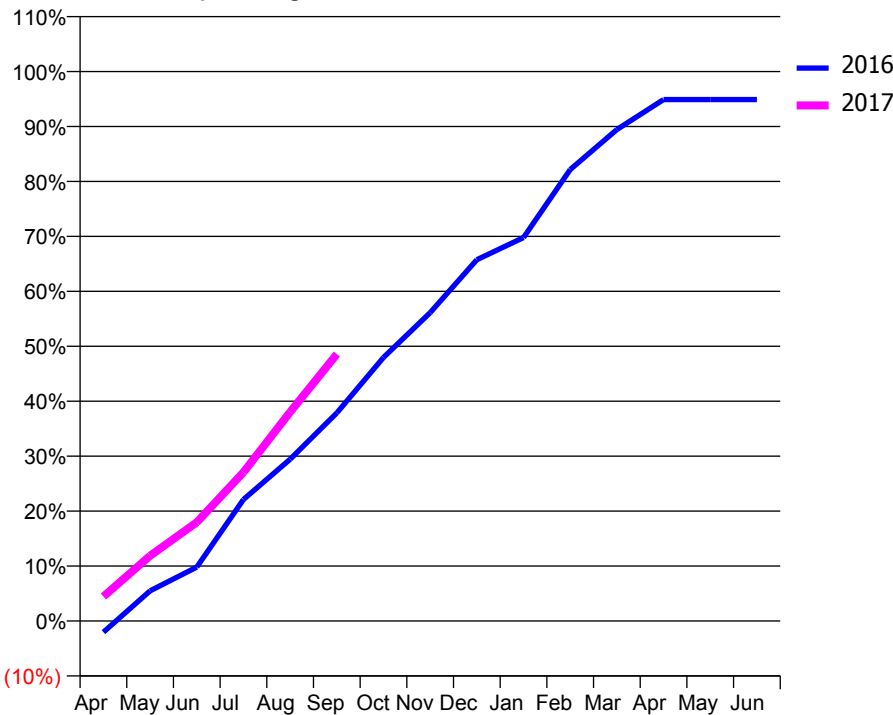
### ACCESS\*

Patients seen in 24 months	Total	Change since previous quarter
Quarter ending September 2015	3,681	
Quarter ending December 2015	3,776	↑
Quarter ending March 2016	3,851	→
Quarter ending June 2016	3,837	→
Quarter ending September 2016	3,893	→
<b>Variance since September 2015</b>	<b>5.8%</b>	<b>↑</b>



### ACTIVITY

Cumulative percentage of contracted UDA delivered 2016 & 2017



Month	Adjusted Scheduled Activity (UDA)	
	2016	2017
April	-286	622
May	769	1,664
June	1,374	2,515
July	3,095	3,790
August	4,124	5,325
September	5,301	6,801
October	6,716	
November	7,856	
December	9,206	
January	9,769	
February	11,500	
March	12,522	
April	13,285	
May	13,287	
June	13,287	

### QUALITY

	Quantity	Base Number	Contract	AT	Region	England
% of FP17s for the same patient ID Re-attending within 3 months - Children	79	891	8.9%	10.3%	11.8%	12.4%
% of FP17s for the same patient ID Re-attending within 3 months - Adults	435	2,628	16.6%	15.1%	16.6%	16.7%
% of FP17s for the same patient ID Re-attending between 3 & 9 months - Children	618	891	69.4%	60.7%	60.2%	57.4%
% of FP17s for the same patient ID Re-attending between 3 & 9 months - Adults	1,692	2,628	64.4%	52.7%	52.0%	50.5%
% of FP17s for Band 1 Urgent Courses	182	3,164	5.8%	9.6%	9.4%	9.1%
% of FP17s Relating to Free Repair or Replacements	76	3,164	2.4%	0.7%	0.7%	0.8%
% of FP17s Relating to Continuations	64	3,164	2.0%	1.3%	1.2%	1.3%
% of Patients satisfied with the dentistry they have received	3	3	N/A	91.6%	93.6%	93.2%
% of Patients satisfied with the time they had to wait for an appointment	3	3	N/A	87.7%	89.1%	89.0%

\* This is based on patients treated on this contract for their most recent course of treatment. Figures in italics indicate the base number of FP17s or Patient Questionnaire responses are less than 100. N/A is shown where the base number of responses is less than 10 during the period. % is calculated as Quantity/Base number\*100

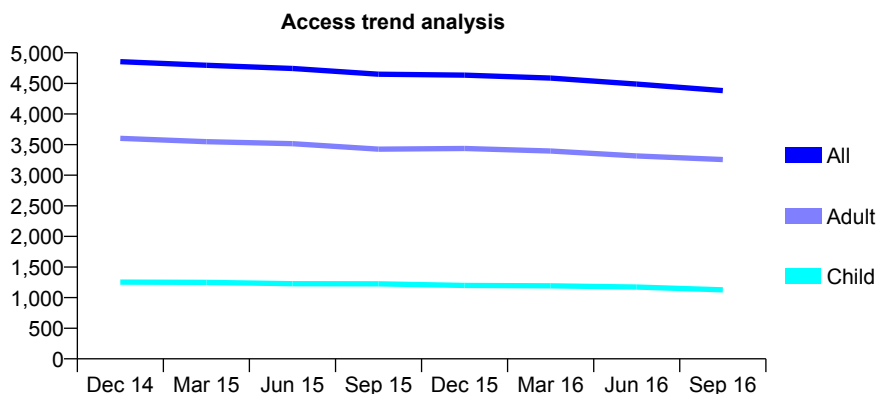
## Q70 - Vital Signs At a Glance Contract Report for 179981/0001 - September 2016

Name or company name	Tolpuddle Dental Practice Ltd
Contract type name	GDS Contract
Purpose of contract	General
Contract start date	06/04/2007
Contract end date	

16/17 Contracted general activity (UDA)	13,500
Carry forward general activity (UDA)	0
16/17 Contracted orthodontic activity (UOA)	0
Carry forward orthodontic activity (UOA)	0
Baseline contract value	£338,716.57

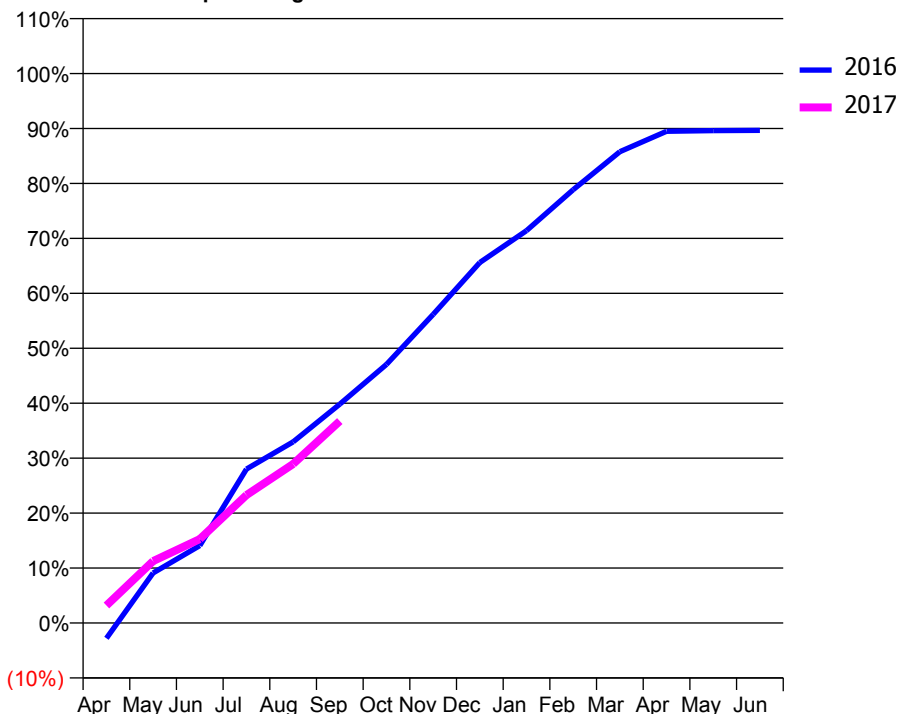
### ACCESS\*

Patients seen in 24 months	Total	Change since previous quarter
Quarter ending September 2015	4,651	
Quarter ending December 2015	4,636	→
Quarter ending March 2016	4,588	↓
Quarter ending June 2016	4,489	↓
Quarter ending September 2016	4,383	↓
<b>Variance since September 2015</b>	<b>(5.8%)</b>	<b>↓</b>



### ACTIVITY

Cumulative percentage of contracted UDA delivered 2016 & 2017



Adjusted Scheduled Activity (UDA)

Month	2016	2017
April	-379	432
May	1,230	1,522
June	1,901	2,063
July	3,782	3,143
August	4,451	3,906
September	5,377	4,962
October	6,355	
November	7,583	
December	8,858	
January	9,639	
February	10,645	
March	11,578	
April	12,080	
May	12,098	
June	12,102	

### QUALITY

	Quantity	Base Number	Contract	AT	Region	England
% of FP17s for the same patient ID Re-attending within 3 months - Children	37	933	4.0%	10.3%	11.8%	12.4%
% of FP17s for the same patient ID Re-attending within 3 months - Adults	290	2,363	12.3%	15.1%	16.6%	16.7%
% of FP17s for the same patient ID Re-attending between 3 & 9 months - Children	637	933	68.3%	60.7%	60.2%	57.4%
% of FP17s for the same patient ID Re-attending between 3 & 9 months - Adults	1,563	2,363	66.1%	52.7%	52.0%	50.5%
% of FP17s for Band 1 Urgent Courses	170	2,978	5.7%	9.6%	9.4%	9.1%
% of FP17s Relating to Free Repair or Replacements	0	2,978	0.0%	0.7%	0.7%	0.8%
% of FP17s Relating to Continuations	48	2,978	1.6%	1.3%	1.2%	1.3%
% of Patients satisfied with the dentistry they have received	2	2	N/A	91.6%	93.6%	93.2%
% of Patients satisfied with the time they had to wait for an appointment	2	2	N/A	87.7%	89.1%	89.0%

\* This is based on patients treated on this contract for their most recent course of treatment. Figures in italics indicate the base number of FP17s or Patient Questionnaire responses are less than 100. N/A is shown where the base number of responses is less than 10 during the period. % is calculated as Quantity/Base number\*100

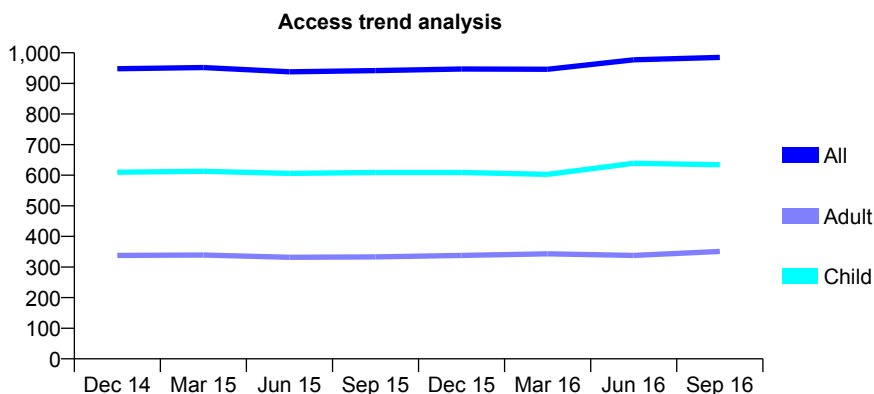
## Q70 - Vital Signs At a Glance Contract Report for 180211/0001 - September 2016

Name or company name	Mr G C Browning & Mr R Morgan - General
Contract type name	GDS Contract
Purpose of contract	General
Contract start date	01/04/2006
Contract end date	

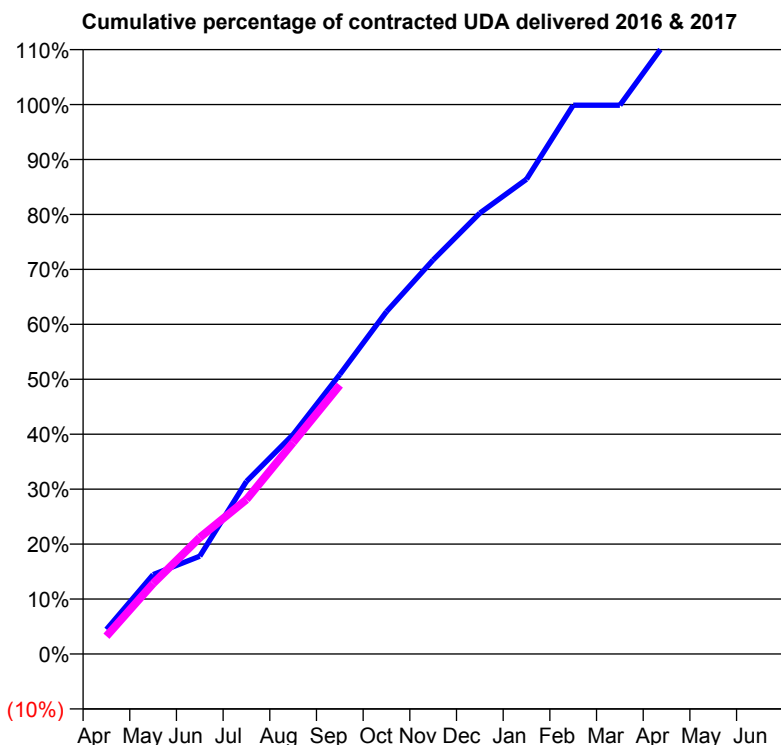
16/17 Contracted general activity (UDA)	2,150
Carry forward general activity (UDA)	0
16/17 Contracted orthodontic activity (UOA)	0
Carry forward orthodontic activity (UOA)	0
Baseline contract value	£47,698.45

### ACCESS\*

Patients seen in 24 months	Total	Change since previous quarter
Quarter ending September 2015	942	
Quarter ending December 2015	947	→
Quarter ending March 2016	946	→
Quarter ending June 2016	977	↑
Quarter ending September 2016	985	→
<b>Variance since September 2015</b>	<b>4.6%</b>	<b>↑</b>



### ACTIVITY



Month	Adjusted Scheduled Activity (UDA)	
	2016	2017
April	96	70
May	311	276
June	383	456
July	675	604
August	859	828
September	1,094	1,052
October	1,340	
November	1,542	
December	1,725	
January	1,858	
February	2,147	
March	2,147	
April	2,398	
May	2,413	
June	2,416	

### QUALITY

	Quantity	Base Number	Contract	AT	Region	England
% of FP17s for the same patient ID Re-attending within 3 months - Children	55	687	8.0%	10.3%	11.8%	12.4%
% of FP17s for the same patient ID Re-attending within 3 months - Adults	39	252	15.5%	15.1%	16.6%	16.7%
% of FP17s for the same patient ID Re-attending between 3 & 9 months - Children	471	687	68.6%	60.7%	60.2%	57.4%
% of FP17s for the same patient ID Re-attending between 3 & 9 months - Adults	145	252	57.5%	52.7%	52.0%	50.5%
% of FP17s for Band 1 Urgent Courses	25	739	3.4%	9.6%	9.4%	9.1%
% of FP17s Relating to Free Repair or Replacements	0	739	0.0%	0.7%	0.7%	0.8%
% of FP17s Relating to Continuations	0	739	0.0%	1.3%	1.2%	1.3%
% of Patients satisfied with the dentistry they have received	0	0	N/A	91.6%	93.6%	93.2%
% of Patients satisfied with the time they had to wait for an appointment	0	0	N/A	87.7%	89.1%	89.0%

\* This is based on patients treated on this contract for their most recent course of treatment. Figures in italics indicate the base number of FP17s or Patient Questionnaire responses are less than 100. N/A is shown where the base number of responses is less than 10 during the period. % is calculated as Quantity/Base number\*100



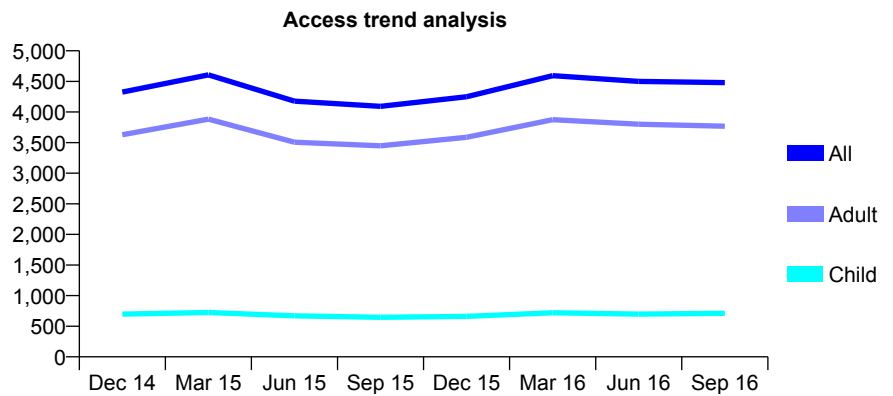
## Q70 - Vital Signs At a Glance Contract Report for 180548/0001 - September 2016

Name or company name	West Hill Dental Clinic Ltd
Contract type name	GDS Contract
Purpose of contract	General
Contract start date	01/10/2008
Contract end date	

16/17 Contracted general activity (UDA)	21,750
Carry forward general activity (UDA)	0
16/17 Contracted orthodontic activity (UOA)	0
Carry forward orthodontic activity (UOA)	0
Baseline contract value	£485,206.28

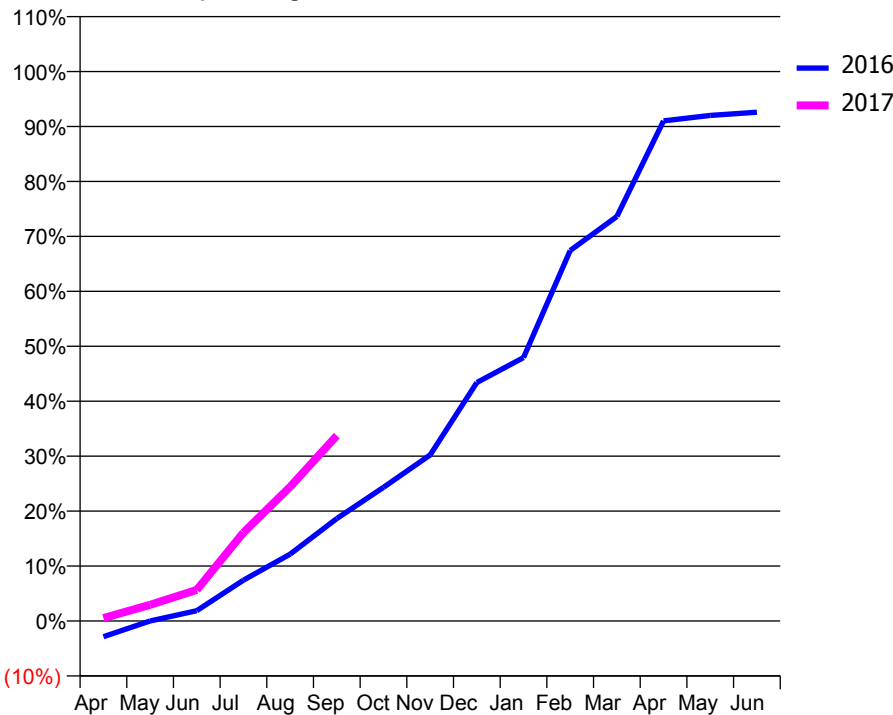
### ACCESS\*

Patients seen in 24 months	Total	Change since previous quarter
Quarter ending September 2015	4,093	
Quarter ending December 2015	4,249	↑
Quarter ending March 2016	4,594	↑
Quarter ending June 2016	4,499	↓
Quarter ending September 2016	4,480	→
<b>Variance since September 2015</b>	<b>9.5%</b>	<b>↑</b>



### ACTIVITY

Cumulative percentage of contracted UDA delivered 2016 & 2017



Month	Adjusted Scheduled Activity (UDA)	
	2016	2017
April	-627	119
May	-1	640
June	410	1,233
July	1,616	3,501
August	2,646	5,310
September	4,054	7,337
October	5,292	
November	6,574	
December	9,439	
January	10,427	
February	14,665	
March	16,011	
April	19,797	
May	20,011	
June	20,141	

### QUALITY

	Quantity	Base Number	Contract	AT	Region	England
% of FP17s for the same patient ID Re-attending within 3 months - Children	36	558	6.5%	10.3%	11.8%	12.4%
% of FP17s for the same patient ID Re-attending within 3 months - Adults	368	2,629	14.0%	15.1%	16.6%	16.7%
% of FP17s for the same patient ID Re-attending between 3 & 9 months - Children	269	558	48.2%	60.7%	60.2%	57.4%
% of FP17s for the same patient ID Re-attending between 3 & 9 months - Adults	956	2,629	36.4%	52.7%	52.0%	50.5%
% of FP17s for Band 1 Urgent Courses	512	2,447	20.9%	9.6%	9.4%	9.1%
% of FP17s Relating to Free Repair or Replacements	13	2,447	0.5%	0.7%	0.7%	0.8%
% of FP17s Relating to Continuations	17	2,447	0.7%	1.3%	1.2%	1.3%
% of Patients satisfied with the dentistry they have received	11	12	91.7%	91.6%	93.6%	93.2%
% of Patients satisfied with the time they had to wait for an appointment	10	12	83.3%	87.7%	89.1%	89.0%

\* This is based on patients treated on this contract for their most recent course of treatment. Figures in italics indicate the base number of FP17s or Patient Questionnaire responses are less than 100. N/A is shown where the base number of responses is less than 10 during the period. % is calculated as Quantity/Base number\*100

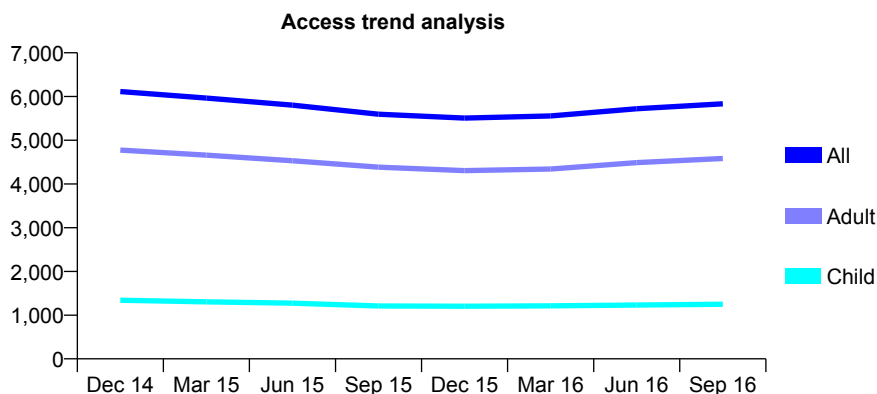
## Q70 - Vital Signs At a Glance Contract Report for 181145/0001 - September 2016

Name or company name	Adelstone Dental Care Ltd
Contract type name	GDS Contract
Purpose of contract	General
Contract start date	01/04/2008
Contract end date	

16/17 Contracted general activity (UDA)	19,600
Carry forward general activity (UDA)	0
16/17 Contracted orthodontic activity (UOA)	0
Carry forward orthodontic activity (UOA)	0
Baseline contract value	£547,171.74

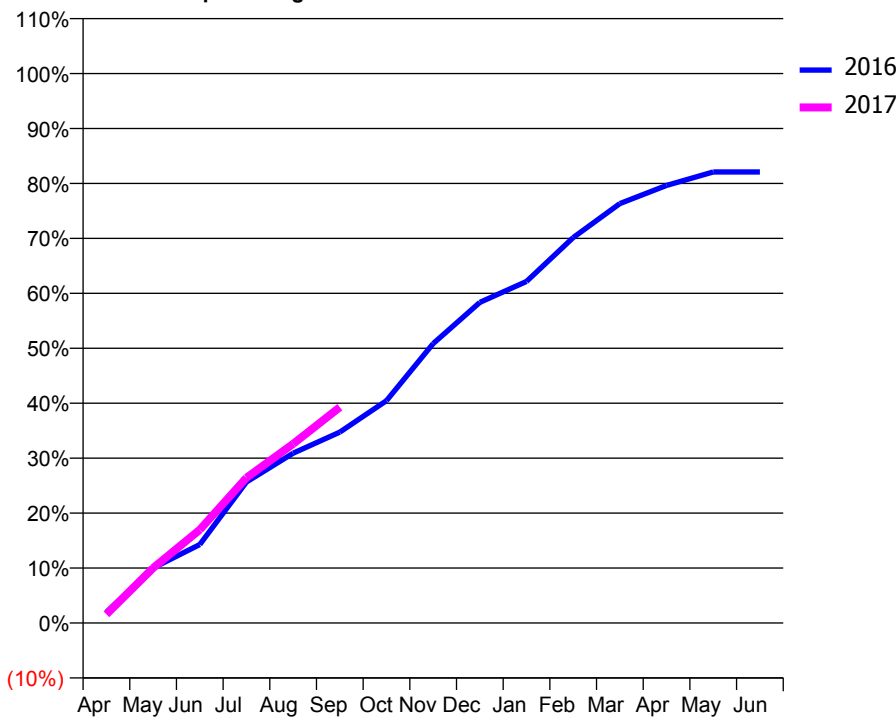
### ACCESS\*

Patients seen in 24 months	Total	Change since previous quarter
Quarter ending September 2015	5,596	
Quarter ending December 2015	5,507	↓
Quarter ending March 2016	5,555	→
Quarter ending June 2016	5,720	↑
Quarter ending September 2016	5,833	→
<b>Variance since September 2015</b>	<b>4.2%</b>	<b>↑</b>



### ACTIVITY

Cumulative percentage of contracted UDA delivered 2016 & 2017



Month	Adjusted Scheduled Activity (UDA)	
	2016	2017
April	386	313
May	1,961	1,960
June	2,800	3,328
July	5,028	5,184
August	6,056	6,388
September	6,808	7,697
October	7,930	
November	9,966	
December	11,438	
January	12,182	
February	13,746	
March	14,959	
April	15,610	
May	16,088	
June	16,089	

### QUALITY

	Quantity	Base Number	Contract	AT	Region	England
% of FP17s for the same patient ID Re-attending within 3 months - Children	45	894	5.0%	10.3%	11.8%	12.4%
% of FP17s for the same patient ID Re-attending within 3 months - Adults	456	3,467	13.2%	15.1%	16.6%	16.7%
% of FP17s for the same patient ID Re-attending between 3 & 9 months - Children	525	894	58.7%	60.7%	60.2%	57.4%
% of FP17s for the same patient ID Re-attending between 3 & 9 months - Adults	1,908	3,467	55.0%	52.7%	52.0%	50.5%
% of FP17s for Band 1 Urgent Courses	171	3,826	4.5%	9.6%	9.4%	9.1%
% of FP17s Relating to Free Repair or Replacements	32	3,826	0.8%	0.7%	0.7%	0.8%
% of FP17s Relating to Continuations	96	3,826	2.5%	1.3%	1.2%	1.3%
% of Patients satisfied with the dentistry they have received	3	3	N/A	91.6%	93.6%	93.2%
% of Patients satisfied with the time they had to wait for an appointment	3	3	N/A	87.7%	89.1%	89.0%

\* This is based on patients treated on this contract for their most recent course of treatment. Figures in italics indicate the base number of FP17s or Patient Questionnaire responses are less than 100. N/A is shown where the base number of responses is less than 10 during the period. % is calculated as Quantity/Base number\*100

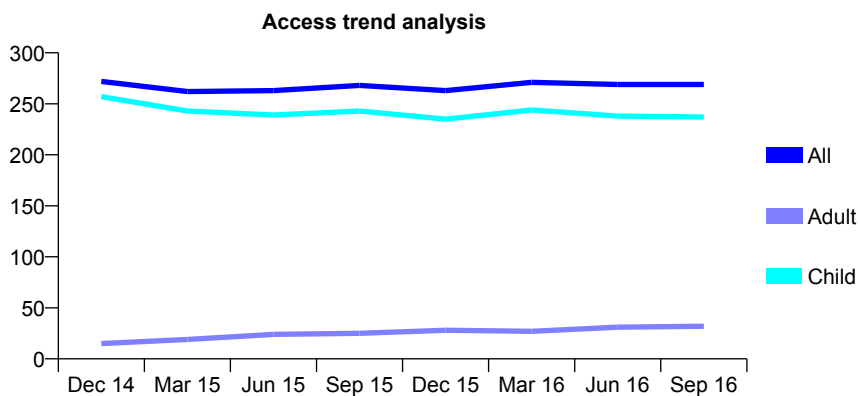
## Q70 - Vital Signs At a Glance Contract Report for 182400/0001 - September 2016

Name or company name	MIELIE LTD
Contract type name	GDS Contract
Purpose of contract	General
Contract start date	01/02/2008
Contract end date	

16/17 Contracted general activity (UDA)	520
Carry forward general activity (UDA)	0
16/17 Contracted orthodontic activity (UOA)	0
Carry forward orthodontic activity (UOA)	0
Baseline contract value	£12,526.69

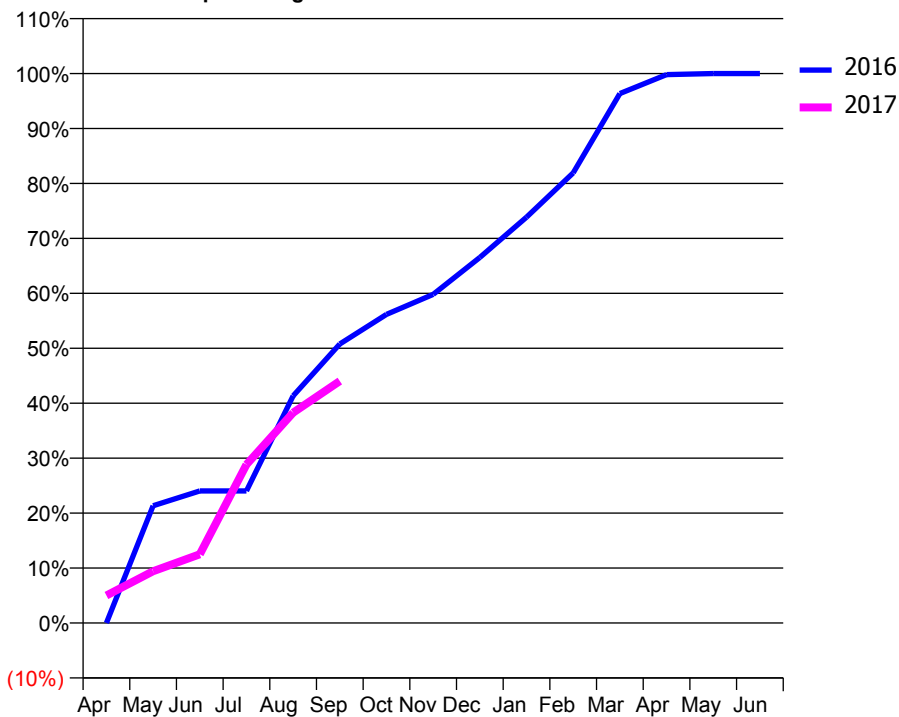
### ACCESS\*

Patients seen in 24 months	Total	Change since previous quarter
Quarter ending September 2015	268	
Quarter ending December 2015	263	↓
Quarter ending March 2016	271	↑
Quarter ending June 2016	269	→
Quarter ending September 2016	269	→
<b>Variance since September 2015</b>	<b>0.4%</b>	<b>→</b>



### ACTIVITY

Cumulative percentage of contracted UDA delivered 2016 & 2017



Month	Adjusted Scheduled Activity (UDA)	
	2016	2017
April	0	26
May	111	49
June	125	65
July	125	150
August	215	199
September	264	229
October	292	
November	311	
December	346	
January	384	
February	426	
March	501	
April	519	
May	520	
June	520	

### QUALITY

	Quantity	Base Number	Contract	AT	Region	England
% of FP17s for the same patient ID Re-attending within 3 months - Children	5	176	2.8%	10.3%	11.8%	12.4%
% of FP17s for the same patient ID Re-attending within 3 months - Adults	1	8	12.5%	15.1%	16.6%	16.7%
% of FP17s for the same patient ID Re-attending between 3 & 9 months - Children	124	176	70.5%	60.7%	60.2%	57.4%
% of FP17s for the same patient ID Re-attending between 3 & 9 months - Adults	6	8	75.0%	52.7%	52.0%	50.5%
% of FP17s for Band 1 Urgent Courses	0	167	0.0%	9.6%	9.4%	9.1%
% of FP17s Relating to Free Repair or Replacements	0	167	0.0%	0.7%	0.7%	0.8%
% of FP17s Relating to Continuations	2	167	1.2%	1.3%	1.2%	1.3%
% of Patients satisfied with the dentistry they have received	0	0	N/A	91.6%	93.6%	93.2%
% of Patients satisfied with the time they had to wait for an appointment	0	0	N/A	87.7%	89.1%	89.0%

\* This is based on patients treated on this contract for their most recent course of treatment. Figures in italics indicate the base number of FP17s or Patient Questionnaire responses are less than 100. N/A is shown where the base number of responses is less than 10 during the period. % is calculated as Quantity/Base number\*100

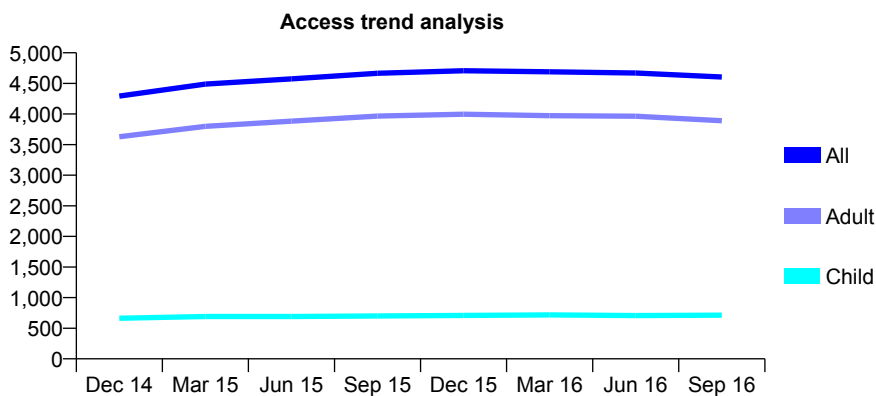
## Q70 - Vital Signs At a Glance Contract Report for 183016/0001 - September 2016

Name or company name	Mr M R Alam
Contract type name	GDS Contract
Purpose of contract	General
Contract start date	01/11/2013
Contract end date	

16/17 Contracted general activity (UDA)	15,102
Carry forward general activity (UDA)	0
16/17 Contracted orthodontic activity (UOA)	0
Carry forward orthodontic activity (UOA)	0
Baseline contract value	£300,236.37

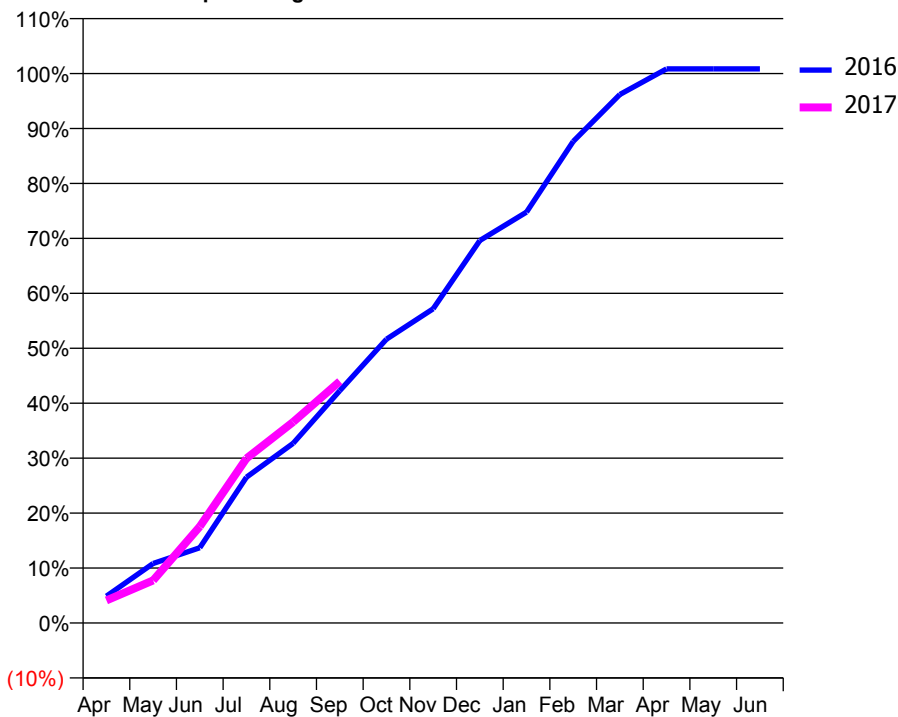
### ACCESS\*

Patients seen in 24 months	Total	Change since previous quarter
Quarter ending September 2015	4,666	
Quarter ending December 2015	4,706	→
Quarter ending March 2016	4,690	→
Quarter ending June 2016	4,669	→
Quarter ending September 2016	4,605	↓
<b>Variance since September 2015</b>	<b>(1.3%)</b>	<b>↓</b>



### ACTIVITY

Cumulative percentage of contracted UDA delivered 2016 & 2017



Month	Adjusted Scheduled Activity (UDA)	
	2016	2017
April	739	622
May	1,635	1,170
June	2,069	2,652
July	4,009	4,525
August	4,940	5,523
September	6,386	6,644
October	7,801	
November	8,637	
December	10,513	
January	11,292	
February	13,236	
March	14,524	
April	15,230	
May	15,231	
June	15,230	

### QUALITY

	Quantity	Base Number	Contract	AT	Region	England
% of FP17s for the same patient ID Re-attending within 3 months - Children	14	539	2.6%	10.3%	11.8%	12.4%
% of FP17s for the same patient ID Re-attending within 3 months - Adults	297	2,627	11.3%	15.1%	16.6%	16.7%
% of FP17s for the same patient ID Re-attending between 3 & 9 months - Children	367	539	68.1%	60.7%	60.2%	57.4%
% of FP17s for the same patient ID Re-attending between 3 & 9 months - Adults	1,432	2,627	54.5%	52.7%	52.0%	50.5%
% of FP17s for Band 1 Urgent Courses	216	2,855	7.6%	9.6%	9.4%	9.1%
% of FP17s Relating to Free Repair or Replacements	25	2,855	0.9%	0.7%	0.7%	0.8%
% of FP17s Relating to Continuations	39	2,855	1.4%	1.3%	1.2%	1.3%
% of Patients satisfied with the dentistry they have received	5	5	N/A	91.6%	93.6%	93.2%
% of Patients satisfied with the time they had to wait for an appointment	5	5	N/A	87.7%	89.1%	89.0%

\* This is based on patients treated on this contract for their most recent course of treatment. Figures in italics indicate the base number of FP17s or Patient Questionnaire responses are less than 100. N/A is shown where the base number of responses is less than 10 during the period. % is calculated as Quantity/Base number\*100

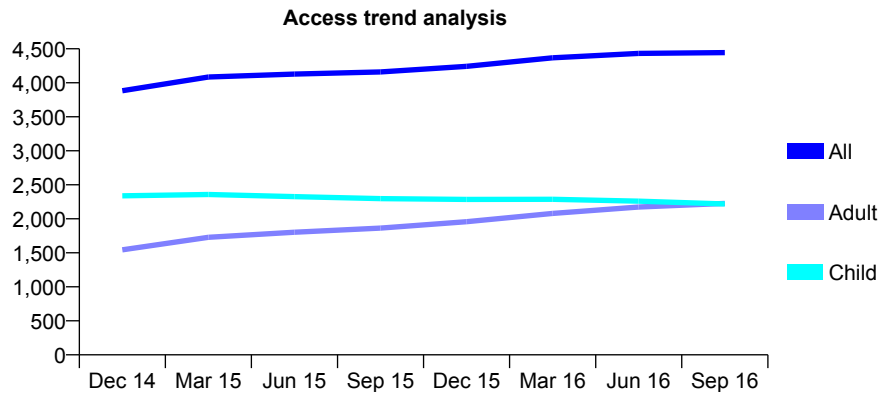
## Q70 - Vital Signs At a Glance Contract Report for 183563/0001 - September 2016

Name or company name	Madeira Road Partnership
Contract type name	GDS Contract
Purpose of contract	General
Contract start date	01/04/2006
Contract end date	

16/17 Contracted general activity (UDA)	11,520
Carry forward general activity (UDA)	19
16/17 Contracted orthodontic activity (UOA)	0
Carry forward orthodontic activity (UOA)	0
Baseline contract value	£281,643.79

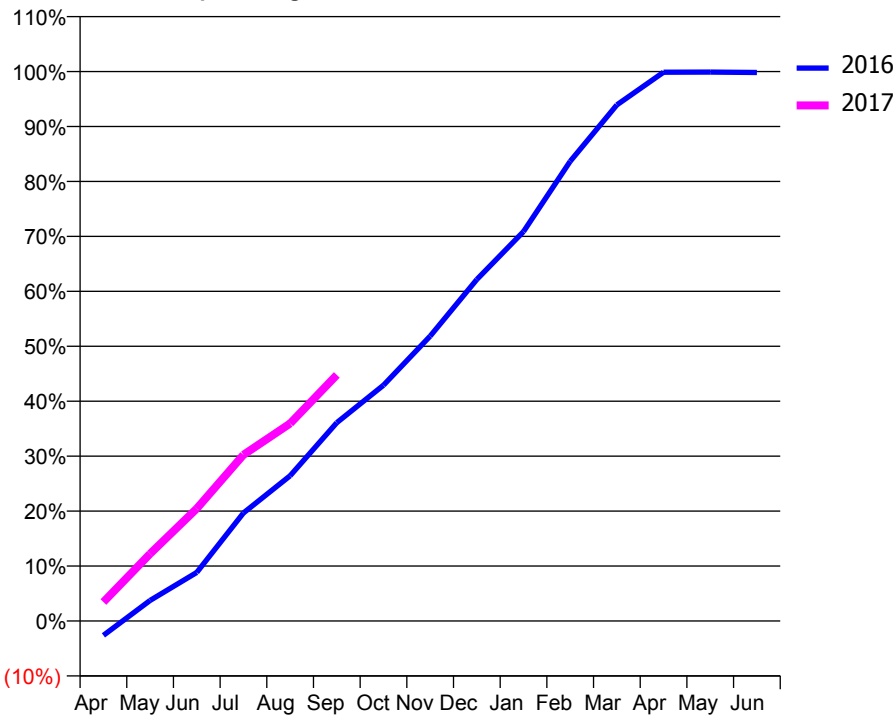
### ACCESS\*

Patients seen in 24 months	Total	Change since previous quarter
Quarter ending September 2015	4,160	
Quarter ending December 2015	4,243	→
Quarter ending March 2016	4,367	↑
Quarter ending June 2016	4,433	→
Quarter ending September 2016	4,445	→
<b>Variance since September 2015</b>	<b>6.9%</b>	<b>↑</b>



### ACTIVITY

Cumulative percentage of contracted UDA delivered 2016 & 2017



Month	Adjusted Scheduled Activity (UDA)	
	2016	2017
April	-304	398
May	431	1,412
June	1,020	2,357
July	2,266	3,485
August	3,047	4,141
September	4,157	5,158
October	4,944	
November	5,973	
December	7,161	
January	8,165	
February	9,638	
March	10,820	
April	11,505	
May	11,507	
June	11,500	

### QUALITY

	Quantity	Base Number	Contract	AT	Region	England
% of FP17s for the same patient ID Re-attending within 3 months - Children	175	1,868	9.4%	10.3%	11.8%	12.4%
% of FP17s for the same patient ID Re-attending within 3 months - Adults	212	1,422	14.9%	15.1%	16.6%	16.7%
% of FP17s for the same patient ID Re-attending between 3 & 9 months - Children	1,279	1,868	68.5%	60.7%	60.2%	57.4%
% of FP17s for the same patient ID Re-attending between 3 & 9 months - Adults	724	1,422	50.9%	52.7%	52.0%	50.5%
% of FP17s for Band 1 Urgent Courses	181	2,681	6.8%	9.6%	9.4%	9.1%
% of FP17s Relating to Free Repair or Replacements	22	2,681	0.8%	0.7%	0.7%	0.8%
% of FP17s Relating to Continuations	6	2,681	0.2%	1.3%	1.2%	1.3%
% of Patients satisfied with the dentistry they have received	1	1	N/A	91.6%	93.6%	93.2%
% of Patients satisfied with the time they had to wait for an appointment	1	1	N/A	87.7%	89.1%	89.0%

\* This is based on patients treated on this contract for their most recent course of treatment. Figures in italics indicate the base number of FP17s or Patient Questionnaire responses are less than 100. N/A is shown where the base number of responses is less than 10 during the period. % is calculated as Quantity/Base number\*100

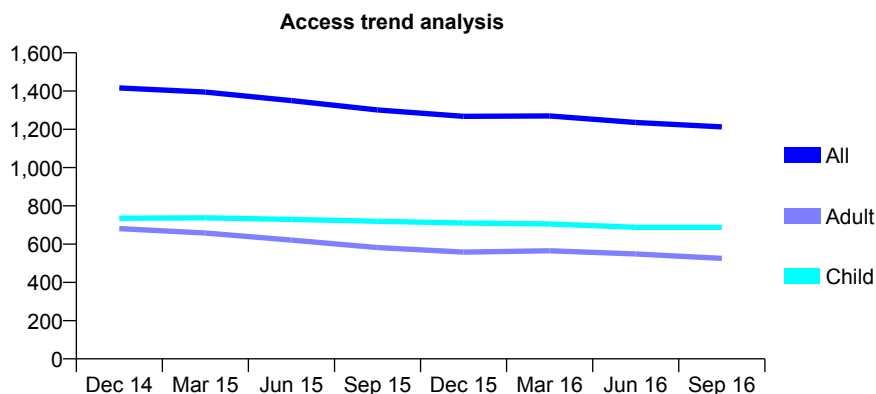
## Q70 - Vital Signs At a Glance Contract Report for 183814/0001 - September 2016

Name or company name	St Francis Practice Ltd
Contract type name	GDS Contract
Purpose of contract	General
Contract start date	01/09/2007
Contract end date	

16/17 Contracted general activity (UDA)	3,000
Carry forward general activity (UDA)	0
16/17 Contracted orthodontic activity (UOA)	0
Carry forward orthodontic activity (UOA)	0
Baseline contract value	£69,888.54

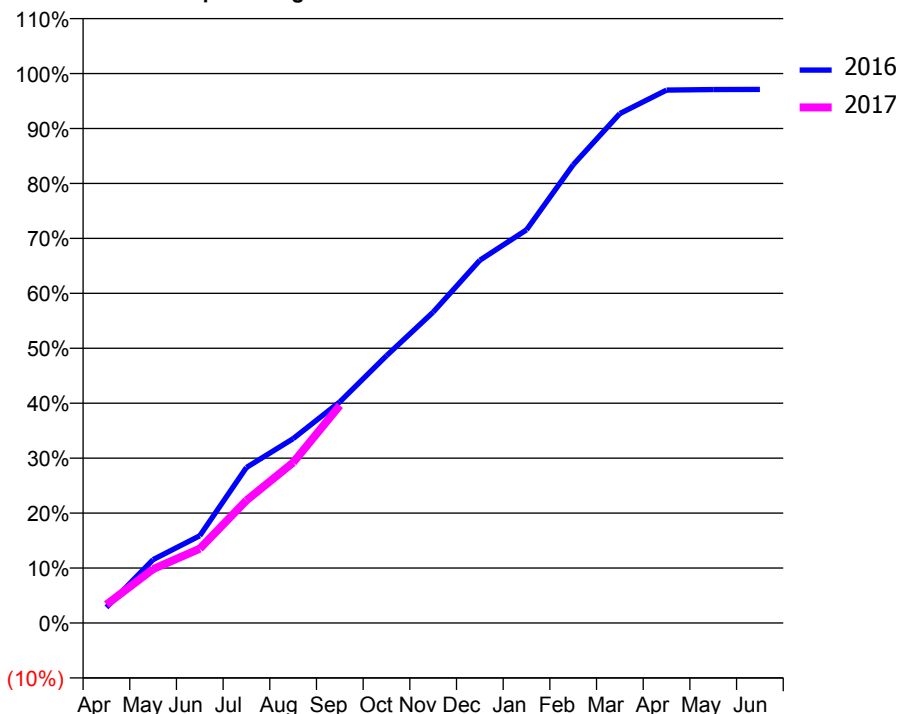
### ACCESS\*

Patients seen in 24 months	Total	Change since previous quarter
Quarter ending September 2015	1,301	
Quarter ending December 2015	1,268	↓
Quarter ending March 2016	1,270	→
Quarter ending June 2016	1,236	↓
Quarter ending September 2016	1,213	↓
<b>Variance since September 2015</b>	<b>(6.8%)</b>	<b>↓</b>



### ACTIVITY

Cumulative percentage of contracted UDA delivered 2016 & 2017



Month	Adjusted Scheduled Activity (UDA)	
	2016	2017
April	86	101
May	346	294
June	476	406
July	849	670
August	1,007	876
September	1,207	1,188
October	1,460	
November	1,697	
December	1,981	
January	2,147	
February	2,502	
March	2,781	
April	2,909	
May	2,912	
June	2,913	

### QUALITY

	Quantity	Base Number	Contract	AT	Region	England
% of FP17s for the same patient ID Re-attending within 3 months - Children	40	545	7.3%	10.3%	11.8%	12.4%
% of FP17s for the same patient ID Re-attending within 3 months - Adults	46	290	15.9%	15.1%	16.6%	16.7%
% of FP17s for the same patient ID Re-attending between 3 & 9 months - Children	309	545	56.7%	60.7%	60.2%	57.4%
% of FP17s for the same patient ID Re-attending between 3 & 9 months - Adults	149	290	51.4%	52.7%	52.0%	50.5%
% of FP17s for Band 1 Urgent Courses	39	748	5.2%	9.6%	9.4%	9.1%
% of FP17s Relating to Free Repair or Replacements	1	748	0.1%	0.7%	0.7%	0.8%
% of FP17s Relating to Continuations	3	748	0.4%	1.3%	1.2%	1.3%
% of Patients satisfied with the dentistry they have received	0	0	N/A	91.6%	93.6%	93.2%
% of Patients satisfied with the time they had to wait for an appointment	0	0	N/A	87.7%	89.1%	89.0%

\* This is based on patients treated on this contract for their most recent course of treatment. Figures in italics indicate the base number of FP17s or Patient Questionnaire responses are less than 100. N/A is shown where the base number of responses is less than 10 during the period. % is calculated as Quantity/Base number\*100

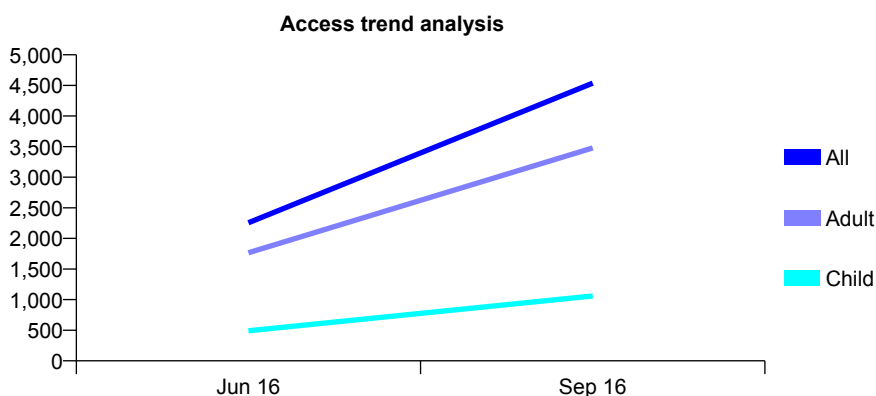
## Q70 - Vital Signs At a Glance Contract Report for 185353/0001 - September 2016

Name or company name	Jonathan Mynors-Wallis, Jayne Mynors-Wa
Contract type name	GDS Contract
Purpose of contract	General
Contract start date	01/04/2016
Contract end date	

16/17 Contracted general activity (UDA)	20,348
Carry forward general activity (UDA)	0
16/17 Contracted orthodontic activity (UOA)	0
Carry forward orthodontic activity (UOA)	0
Baseline contract value	£590,642.25

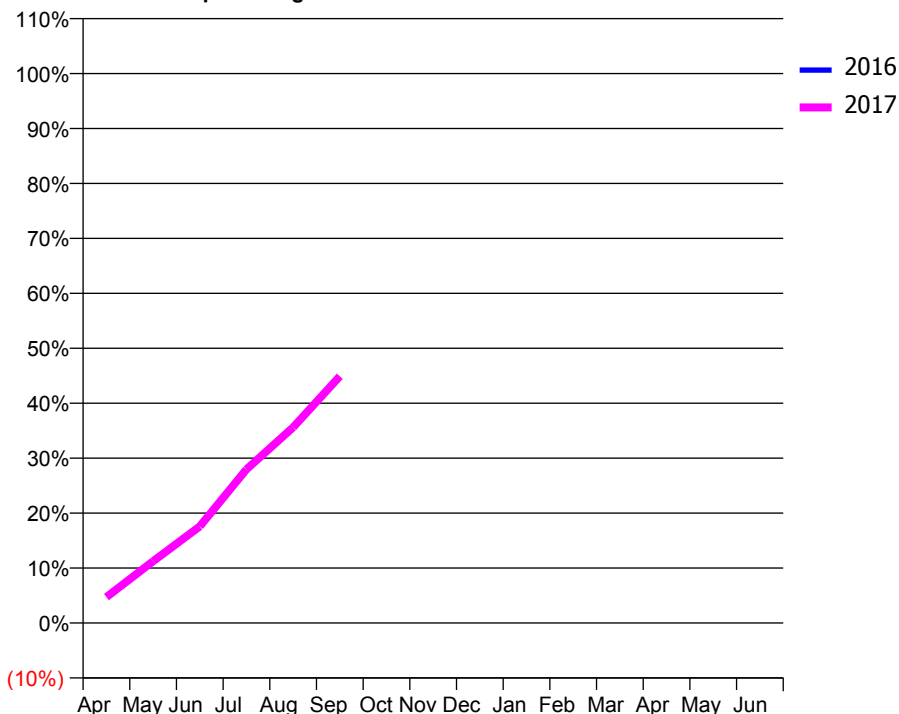
### ACCESS\*

Patients seen in 24 months	Total	Change since previous quarter
Quarter ending September 2015	0	
Quarter ending December 2015	0	
Quarter ending March 2016	0	
Quarter ending June 2016	2,257	↑
Quarter ending September 2016	4,537	↑
<b>Variance since September 2015</b>	N/A	



### ACTIVITY

Cumulative percentage of contracted UDA delivered 2016 & 2017



Month	Adjusted Scheduled Activity (UDA)	
	2016	2017
April	0	961
May	0	2,289
June	0	3,579
July	0	5,688
August	0	7,246
September	0	9,138
October	0	
November	0	
December	0	
January	0	
February	0	
March	0	
April	0	
May	0	
June	0	

### QUALITY

	Quantity	Base Number	Contract	AT	Region	England
% of FP17s for the same patient ID Re-attending within 3 months - Children	45	1,150	3.9%	10.3%	11.8%	12.4%
% of FP17s for the same patient ID Re-attending within 3 months - Adults	407	4,086	10.0%	15.1%	16.6%	16.7%
% of FP17s for the same patient ID Re-attending between 3 & 9 months - Children	27	1,150	2.3%	60.7%	60.2%	57.4%
% of FP17s for the same patient ID Re-attending between 3 & 9 months - Adults	120	4,086	2.9%	52.7%	52.0%	50.5%
% of FP17s for Band 1 Urgent Courses	518	5,236	9.9%	9.6%	9.4%	9.1%
% of FP17s Relating to Free Repair or Replacements	81	5,236	1.5%	0.7%	0.7%	0.8%
% of FP17s Relating to Continuations	116	5,236	2.2%	1.3%	1.2%	1.3%
% of Patients satisfied with the dentistry they have received	3	3	N/A	91.6%	93.6%	93.2%
% of Patients satisfied with the time they had to wait for an appointment	2	3	N/A	87.7%	89.1%	89.0%

\* This is based on patients treated on this contract for their most recent course of treatment. Figures in italics indicate the base number of FP17s or Patient Questionnaire responses are less than 100. N/A is shown where the base number of responses is less than 10 during the period. % is calculated as Quantity/Base number\*100



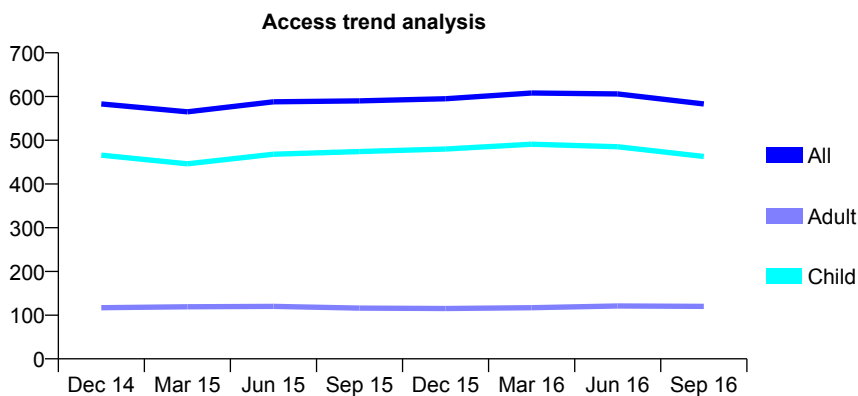
## Q70 - Vital Signs At a Glance Contract Report for 185485/0001 - September 2016

Name or company name	Mr A M Setchell
Contract type name	GDS Contract
Purpose of contract	General
Contract start date	01/04/2012
Contract end date	

16/17 Contracted general activity (UDA)	1,000
Carry forward general activity (UDA)	29
16/17 Contracted orthodontic activity (UOA)	0
Carry forward orthodontic activity (UOA)	0
Baseline contract value	£23,450.88

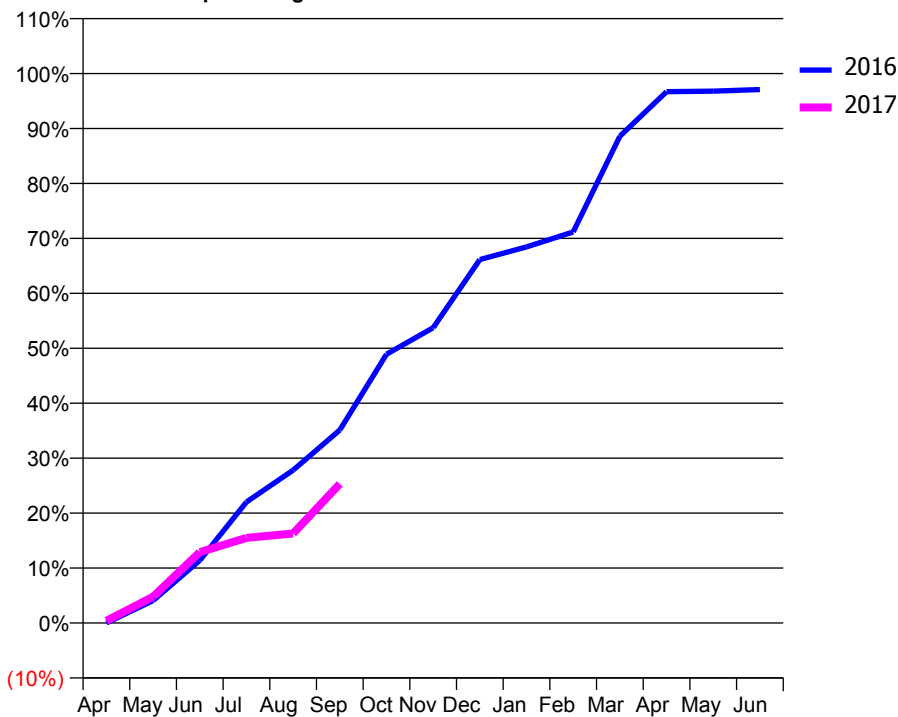
### ACCESS\*

Patients seen in 24 months	Total	Change since previous quarter
Quarter ending September 2015	590	
Quarter ending December 2015	595	→
Quarter ending March 2016	608	↑
Quarter ending June 2016	606	→
Quarter ending September 2016	583	↓
<b>Variance since September 2015</b>	<b>(1.2%)</b>	<b>↓</b>



### ACTIVITY

Cumulative percentage of contracted UDA delivered 2016 & 2017



Adjusted Scheduled Activity (UDA)

Month	2016	2017
April	0	4
May	41	48
June	114	129
July	220	155
August	278	163
September	351	253
October	489	
November	537	
December	661	
January	684	
February	712	
March	886	
April	967	
May	968	
June	971	

### QUALITY

	Quantity	Base Number	Contract	AT	Region	England
% of FP17s for the same patient ID Re-attending within 3 months - Children	20	245	8.2%	10.3%	11.8%	12.4%
% of FP17s for the same patient ID Re-attending within 3 months - Adults	4	31	12.9%	15.1%	16.6%	16.7%
% of FP17s for the same patient ID Re-attending between 3 & 9 months - Children	105	245	42.9%	60.7%	60.2%	57.4%
% of FP17s for the same patient ID Re-attending between 3 & 9 months - Adults	14	31	45.2%	52.7%	52.0%	50.5%
% of FP17s for Band 1 Urgent Courses	1	218	0.5%	9.6%	9.4%	9.1%
% of FP17s Relating to Free Repair or Replacements	0	218	0.0%	0.7%	0.7%	0.8%
% of FP17s Relating to Continuations	3	218	1.4%	1.3%	1.2%	1.3%
% of Patients satisfied with the dentistry they have received	0	0	N/A	91.6%	93.6%	93.2%
% of Patients satisfied with the time they had to wait for an appointment	0	0	N/A	87.7%	89.1%	89.0%

\* This is based on patients treated on this contract for their most recent course of treatment. Figures in italics indicate the base number of FP17s or Patient Questionnaire responses are less than 100. N/A is shown where the base number of responses is less than 10 during the period. % is calculated as Quantity/Base number\*100

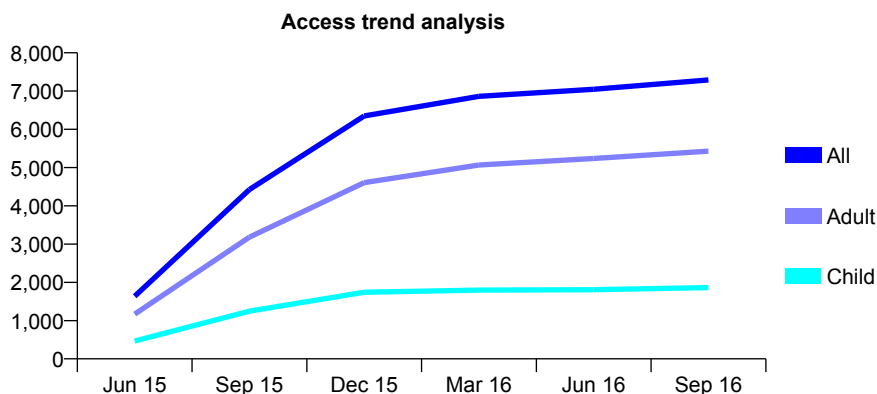
## Q70 - Vital Signs At a Glance Contract Report for 185523/0001 - September 2016

Name or company name	Gull Coppice Dental Practice Partnership
Contract type name	GDS Contract
Purpose of contract	General
Contract start date	01/05/2015
Contract end date	

16/17 Contracted general activity (UDA)	25,800
Carry forward general activity (UDA)	61
16/17 Contracted orthodontic activity (UOA)	0
Carry forward orthodontic activity (UOA)	0
Baseline contract value	£667,846.33

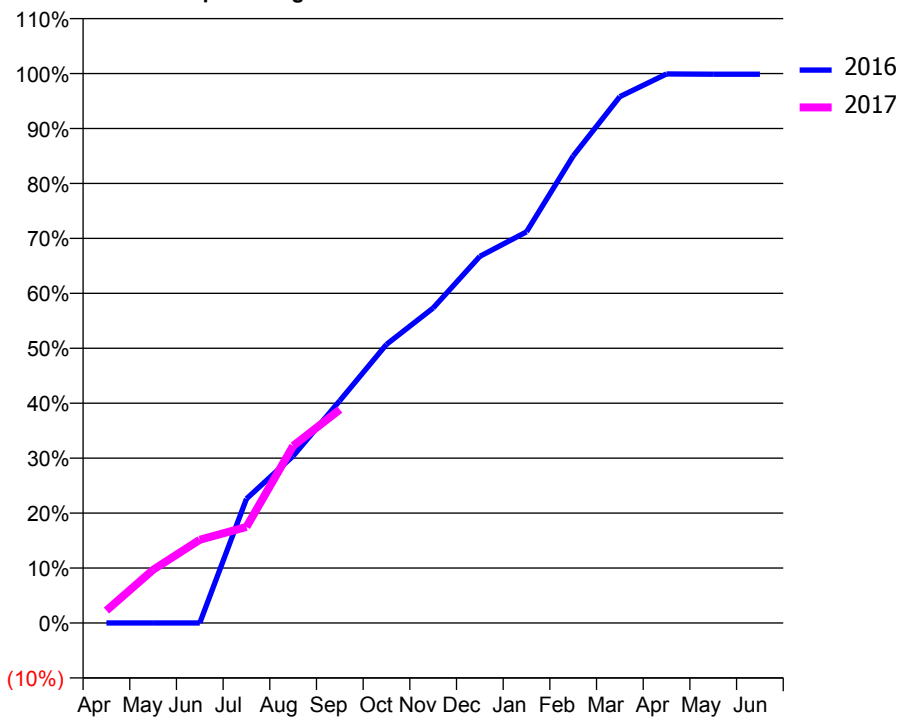
### ACCESS\*

Patients seen in 24 months	Total	Change since previous quarter
Quarter ending September 2015	4,426	
Quarter ending December 2015	6,348	↑
Quarter ending March 2016	6,863	↑
Quarter ending June 2016	7,048	↑
Quarter ending September 2016	7,291	↑
<b>Variance since September 2015</b>	<b>64.7%</b>	<b>↑</b>



### ACTIVITY

Cumulative percentage of contracted UDA delivered 2016 & 2017



Month	Adjusted Scheduled Activity (UDA)	
	2016	2017
April	0	588
May	0	2,500
June	0	3,909
July	5,346	4,512
August	7,191	8,320
September	9,568	10,020
October	11,990	
November	13,557	
December	15,781	
January	16,838	
February	20,103	
March	22,653	
April	23,633	
May	23,617	
June	23,617	

### QUALITY

	Quantity	Base Number	Contract	AT	Region	England
% of FP17s for the same patient ID Re-attending within 3 months - Children	83	1,529	5.4%	10.3%	11.8%	12.4%
% of FP17s for the same patient ID Re-attending within 3 months - Adults	503	4,309	11.7%	15.1%	16.6%	16.7%
% of FP17s for the same patient ID Re-attending between 3 & 9 months - Children	1,083	1,529	70.8%	60.7%	60.2%	57.4%
% of FP17s for the same patient ID Re-attending between 3 & 9 months - Adults	2,988	4,309	69.3%	52.7%	52.0%	50.5%
% of FP17s for Band 1 Urgent Courses	38	5,424	0.7%	9.6%	9.4%	9.1%
% of FP17s Relating to Free Repair or Replacements	52	5,424	1.0%	0.7%	0.7%	0.8%
% of FP17s Relating to Continuations	129	5,424	2.4%	1.3%	1.2%	1.3%
% of Patients satisfied with the dentistry they have received	3	3	N/A	91.6%	93.6%	93.2%
% of Patients satisfied with the time they had to wait for an appointment	3	3	N/A	87.7%	89.1%	89.0%

\* This is based on patients treated on this contract for their most recent course of treatment. Figures in italics indicate the base number of FP17s or Patient Questionnaire responses are less than 100. N/A is shown where the base number of responses is less than 10 during the period. % is calculated as Quantity/Base number\*100

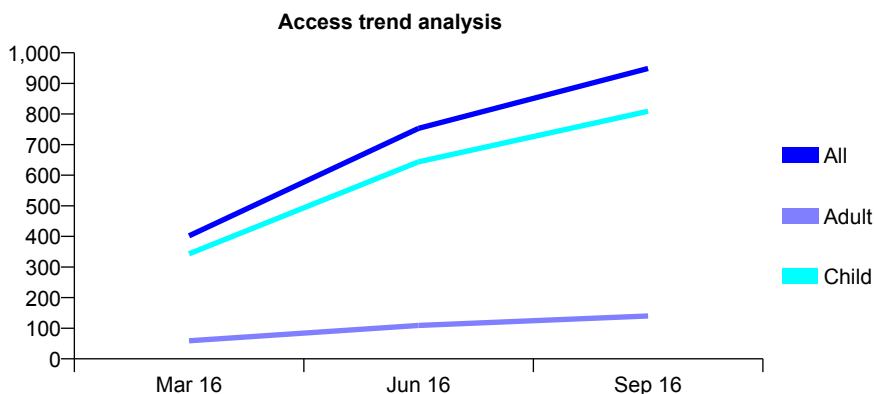
## Q70 - Vital Signs At a Glance Contract Report for 186406/0001 - September 2016

Name or company name	Whites Dental Care
Contract type name	GDS Contract
Purpose of contract	General
Contract start date	04/01/2016
Contract end date	

16/17 Contracted general activity (UDA)	3,800
Carry forward general activity (UDA)	0
16/17 Contracted orthodontic activity (UOA)	0
Carry forward orthodontic activity (UOA)	0
Baseline contract value	£82,216.47

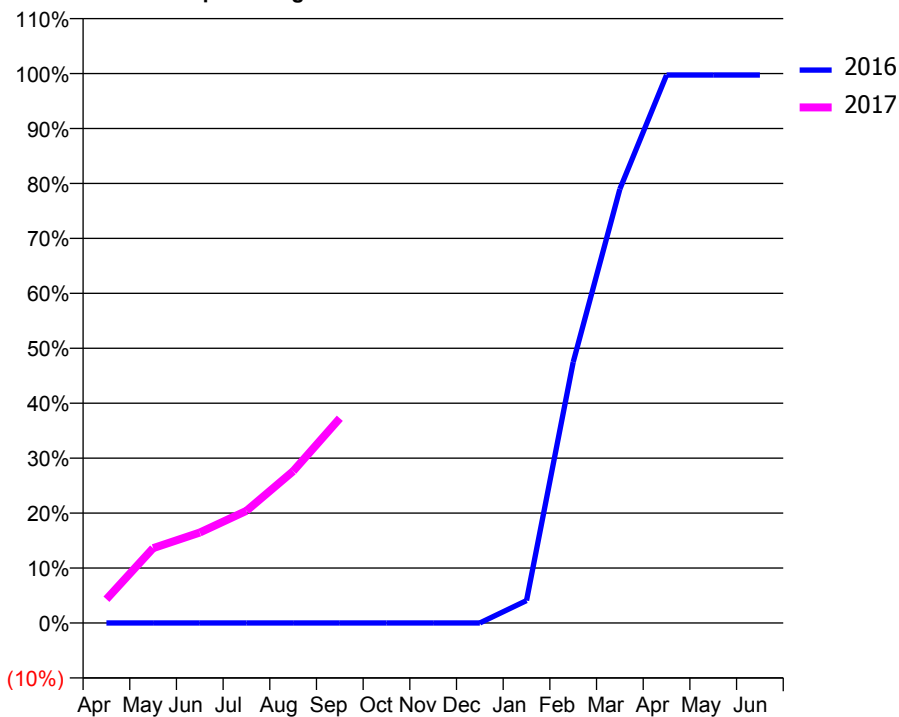
### ACCESS\*

Patients seen in 24 months	Total	Change since previous quarter
Quarter ending September 2015	0	
Quarter ending December 2015	0	
Quarter ending March 2016	402	
Quarter ending June 2016	753	↑
Quarter ending September 2016	949	↑
<b>Variance since September 2015</b>	N/A	



### ACTIVITY

Cumulative percentage of contracted UDA delivered 2016 & 2017



Month	Adjusted Scheduled Activity (UDA)	
	2016	2017
April	0	165
May	0	517
June	0	626
July	0	776
August	0	1,049
September	0	1,416
October	0	
November	0	
December	0	
January	37	
February	429	
March	713	
April	901	
May	901	
June	901	

### QUALITY

	Quantity	Base Number	Contract	AT	Region	England
% of FP17s for the same patient ID Re-attending within 3 months - Children	46	785	5.9%	10.3%	11.8%	12.4%
% of FP17s for the same patient ID Re-attending within 3 months - Adults	25	128	19.5%	15.1%	16.6%	16.7%
% of FP17s for the same patient ID Re-attending between 3 & 9 months - Children	184	785	23.4%	60.7%	60.2%	57.4%
% of FP17s for the same patient ID Re-attending between 3 & 9 months - Adults	34	128	26.6%	52.7%	52.0%	50.5%
% of FP17s for Band 1 Urgent Courses	35	819	4.3%	9.6%	9.4%	9.1%
% of FP17s Relating to Free Repair or Replacements	0	819	0.0%	0.7%	0.7%	0.8%
% of FP17s Relating to Continuations	0	819	0.0%	1.3%	1.2%	1.3%
% of Patients satisfied with the dentistry they have received	0	0	N/A	91.6%	93.6%	93.2%
% of Patients satisfied with the time they had to wait for an appointment	0	0	N/A	87.7%	89.1%	89.0%

\* This is based on patients treated on this contract for their most recent course of treatment. Figures in italics indicate the base number of FP17s or Patient Questionnaire responses are less than 100. N/A is shown where the base number of responses is less than 10 during the period. % is calculated as Quantity/Base number\*100

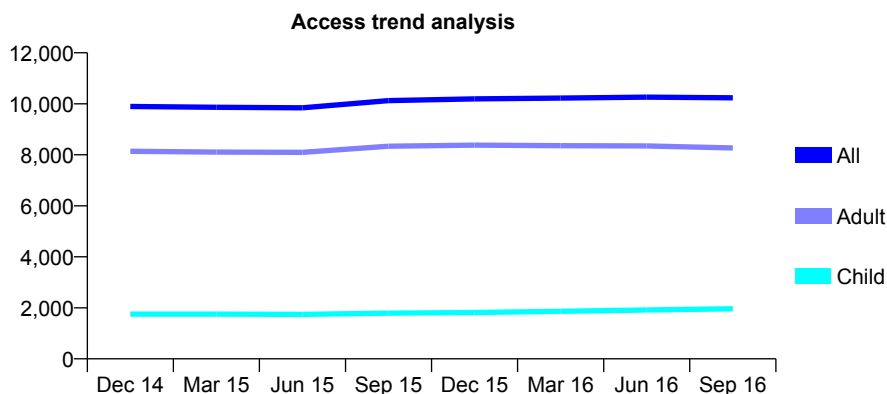
## Q70 - Vital Signs At a Glance Contract Report for 186511/0001 - September 2016

Name or company name	Iosis Clinic Ltd
Contract type name	GDS Contract
Purpose of contract	General
Contract start date	06/09/2010
Contract end date	

16/17 Contracted general activity (UDA)	26,613
Carry forward general activity (UDA)	0
16/17 Contracted orthodontic activity (UOA)	0
Carry forward orthodontic activity (UOA)	0
Baseline contract value	£1,554,654.76

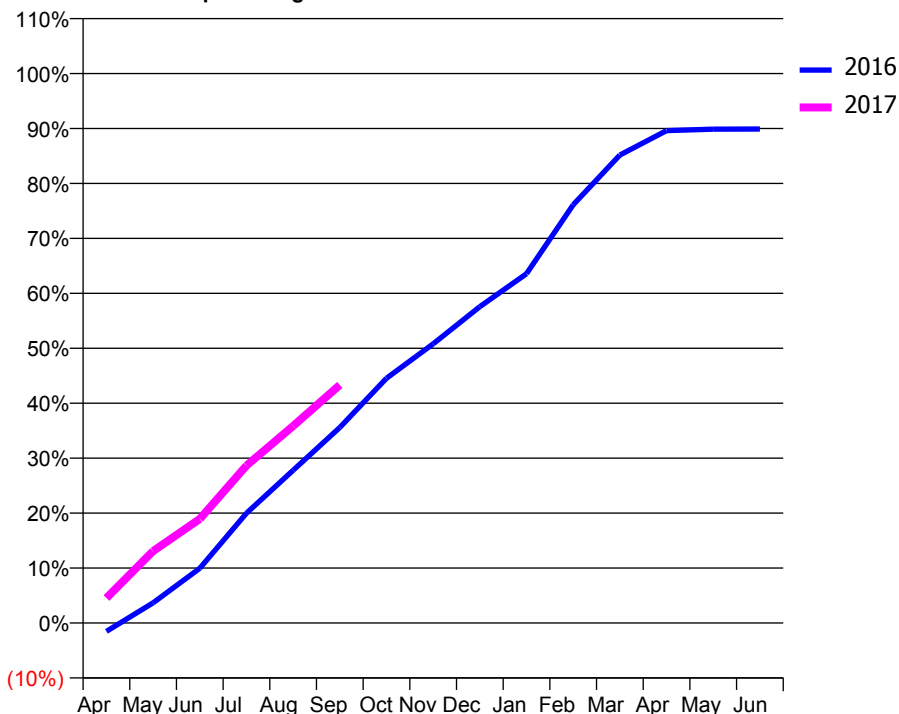
### ACCESS\*

Patients seen in 24 months	Total	Change since previous quarter
Quarter ending September 2015	10,127	
Quarter ending December 2015	10,195	→
Quarter ending March 2016	10,225	→
Quarter ending June 2016	10,262	→
Quarter ending September 2016	10,234	→
<b>Variance since September 2015</b>	<b>1.1%</b>	<b>→</b>



### ACTIVITY

Cumulative percentage of contracted UDA delivered 2016 & 2017



Month	Adjusted Scheduled Activity (UDA)	
	2016	2017
April	-411	1,210
May	976	3,484
June	2,649	5,040
July	5,315	7,624
August	7,395	9,544
September	9,471	11,532
October	11,851	
November	13,518	
December	15,320	
January	16,915	
February	20,259	
March	22,664	
April	23,848	
May	23,919	
June	23,925	

### QUALITY

	Quantity	Base Number	Contract	AT	Region	England
% of FP17s for the same patient ID Re-attending within 3 months - Children	99	1,449	6.8%	10.3%	11.8%	12.4%
% of FP17s for the same patient ID Re-attending within 3 months - Adults	802	5,127	15.6%	15.1%	16.6%	16.7%
% of FP17s for the same patient ID Re-attending between 3 & 9 months - Children	780	1,449	53.8%	60.7%	60.2%	57.4%
% of FP17s for the same patient ID Re-attending between 3 & 9 months - Adults	2,167	5,127	42.3%	52.7%	52.0%	50.5%
% of FP17s for Band 1 Urgent Courses	1,286	6,027	21.3%	9.6%	9.4%	9.1%
% of FP17s Relating to Free Repair or Replacements	27	6,027	0.4%	0.7%	0.7%	0.8%
% of FP17s Relating to Continuations	69	6,027	1.1%	1.3%	1.2%	1.3%
% of Patients satisfied with the dentistry they have received	10	10	100.0%	91.6%	93.6%	93.2%
% of Patients satisfied with the time they had to wait for an appointment	10	10	100.0%	87.7%	89.1%	89.0%

\* This is based on patients treated on this contract for their most recent course of treatment. Figures in italics indicate the base number of FP17s or Patient Questionnaire responses are less than 100. N/A is shown where the base number of responses is less than 10 during the period. % is calculated as Quantity/Base number\*100

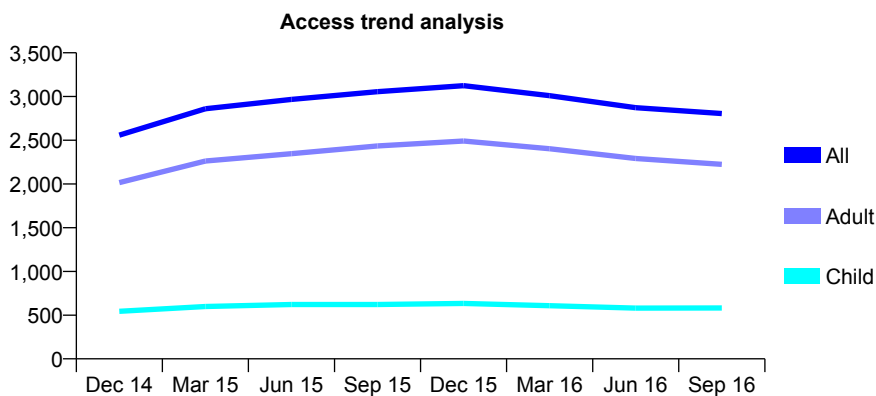
## Q70 - Vital Signs At a Glance Contract Report for 187291/0001 - September 2016

Name or company name	Karami & Motamedi
Contract type name	GDS Contract
Purpose of contract	General
Contract start date	01/02/2014
Contract end date	

16/17 Contracted general activity (UDA)	7,262
Carry forward general activity (UDA)	93
16/17 Contracted orthodontic activity (UOA)	0
Carry forward orthodontic activity (UOA)	0
Baseline contract value	£161,266.38

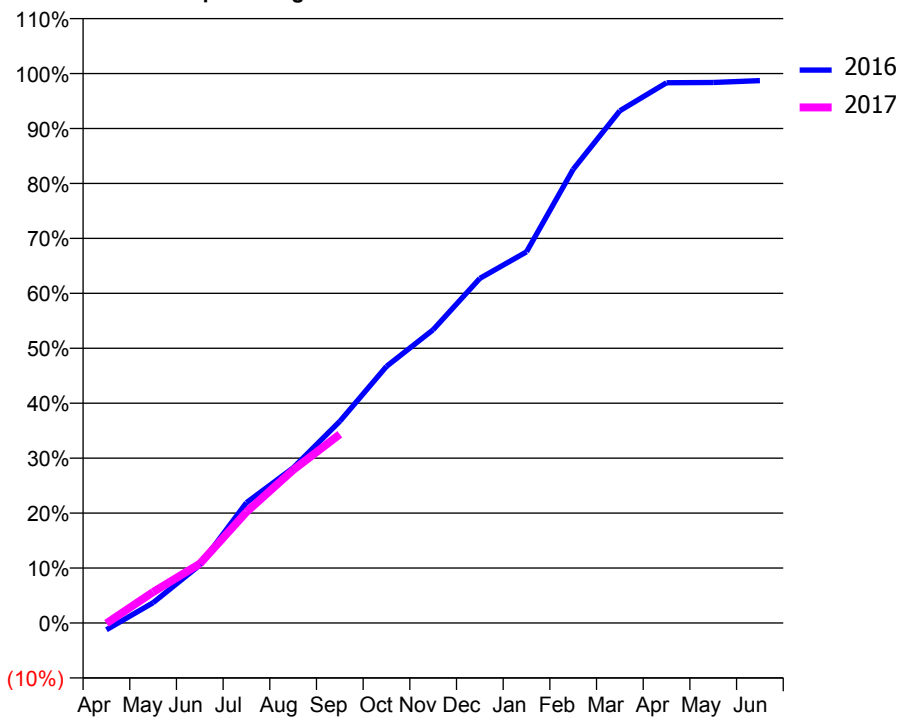
### ACCESS\*

Patients seen in 24 months	Total	Change since previous quarter
Quarter ending September 2015	3,056	
Quarter ending December 2015	3,124	↑
Quarter ending March 2016	3,010	↓
Quarter ending June 2016	2,872	↓
Quarter ending September 2016	2,806	↓
<b>Variance since September 2015</b>	<b>(8.2%)</b>	<b>↓</b>



### ACTIVITY

Cumulative percentage of contracted UDA delivered 2016 & 2017



Month	Adjusted Scheduled Activity (UDA)	
	2016	2017
April	-90	-6
May	269	410
June	765	783
July	1,591	1,467
August	2,050	2,022
September	2,666	2,494
October	3,391	
November	3,876	
December	4,555	
January	4,905	
February	5,997	
March	6,770	
April	7,140	
May	7,144	
June	7,169	

### QUALITY

	Quantity	Base Number	Contract	AT	Region	England
% of FP17s for the same patient ID Re-attending within 3 months - Children	16	347	4.6%	10.3%	11.8%	12.4%
% of FP17s for the same patient ID Re-attending within 3 months - Adults	128	1,290	9.9%	15.1%	16.6%	16.7%
% of FP17s for the same patient ID Re-attending between 3 & 9 months - Children	157	347	45.2%	60.7%	60.2%	57.4%
% of FP17s for the same patient ID Re-attending between 3 & 9 months - Adults	693	1,290	53.7%	52.7%	52.0%	50.5%
% of FP17s for Band 1 Urgent Courses	142	1,477	9.6%	9.6%	9.4%	9.1%
% of FP17s Relating to Free Repair or Replacements	1	1,477	0.1%	0.7%	0.7%	0.8%
% of FP17s Relating to Continuations	10	1,477	0.7%	1.3%	1.2%	1.3%
% of Patients satisfied with the dentistry they have received	15	16	93.8%	91.6%	93.6%	93.2%
% of Patients satisfied with the time they had to wait for an appointment	16	16	100.0%	87.7%	89.1%	89.0%

\* This is based on patients treated on this contract for their most recent course of treatment. Figures in italics indicate the base number of FP17s or Patient Questionnaire responses are less than 100. N/A is shown where the base number of responses is less than 10 during the period. % is calculated as Quantity/Base number\*100

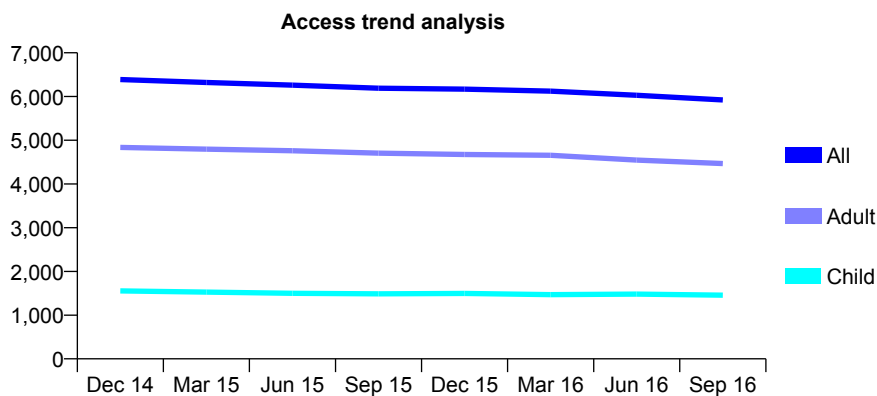
## Q70 - Vital Signs At a Glance Contract Report for 187453/0001 - September 2016

Name or company name	Chalet Hill Dental Centre
Contract type name	GDS Contract
Purpose of contract	General
Contract start date	01/01/2013
Contract end date	

16/17 Contracted general activity (UDA)	20,000
Carry forward general activity (UDA)	0
16/17 Contracted orthodontic activity (UOA)	0
Carry forward orthodontic activity (UOA)	0
Baseline contract value	£477,258.22

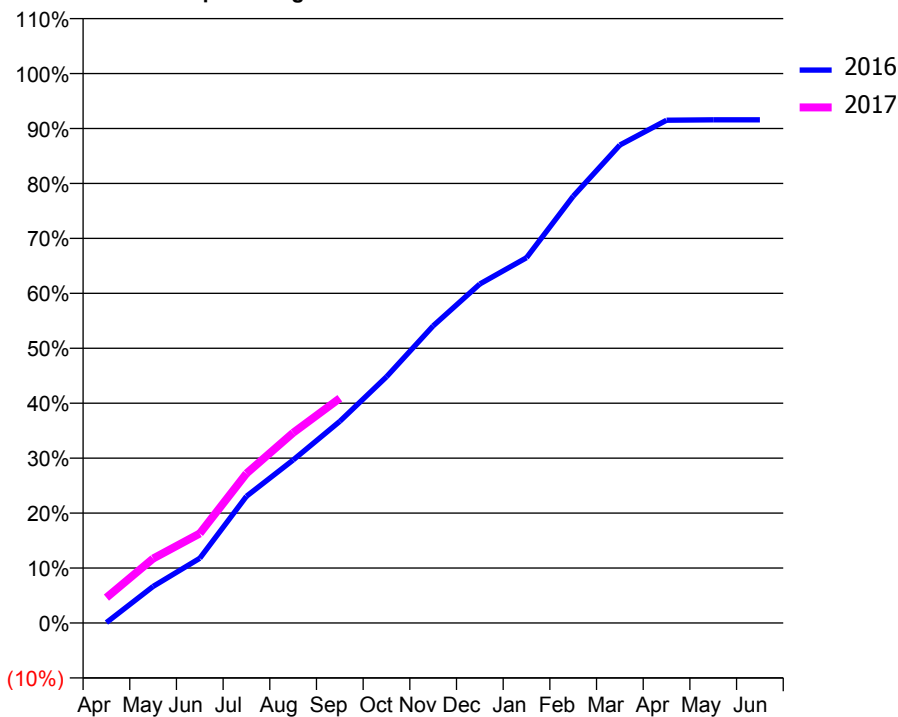
### ACCESS\*

Patients seen in 24 months	Total	Change since previous quarter
Quarter ending September 2015	6,191	
Quarter ending December 2015	6,170	→
Quarter ending March 2016	6,124	→
Quarter ending June 2016	6,028	↓
Quarter ending September 2016	5,923	↓
<b>Variance since September 2015</b>	<b>(4.3%)</b>	<b>↓</b>



### ACTIVITY

Cumulative percentage of contracted UDA delivered 2016 & 2017



Month	Adjusted Scheduled Activity (UDA)	
	2016	2017
April	18	924
May	1,331	2,347
June	2,355	3,258
July	4,611	5,443
August	5,933	6,924
September	7,341	8,180
October	8,964	
November	10,816	
December	12,339	
January	13,295	
February	15,532	
March	17,398	
April	18,298	
May	18,313	
June	18,316	

### QUALITY

	Quantity	Base Number	Contract	AT	Region	England
% of FP17s for the same patient ID Re-attending within 3 months - Children	135	1,095	12.3%	10.3%	11.8%	12.4%
% of FP17s for the same patient ID Re-attending within 3 months - Adults	452	2,955	15.3%	15.1%	16.6%	16.7%
% of FP17s for the same patient ID Re-attending between 3 & 9 months - Children	603	1,095	55.1%	60.7%	60.2%	57.4%
% of FP17s for the same patient ID Re-attending between 3 & 9 months - Adults	1,604	2,955	54.3%	52.7%	52.0%	50.5%
% of FP17s for Band 1 Urgent Courses	276	3,662	7.5%	9.6%	9.4%	9.1%
% of FP17s Relating to Free Repair or Replacements	33	3,662	0.9%	0.7%	0.7%	0.8%
% of FP17s Relating to Continuations	38	3,662	1.0%	1.3%	1.2%	1.3%
% of Patients satisfied with the dentistry they have received	6	6	N/A	91.6%	93.6%	93.2%
% of Patients satisfied with the time they had to wait for an appointment	6	6	N/A	87.7%	89.1%	89.0%

\* This is based on patients treated on this contract for their most recent course of treatment. Figures in italics indicate the base number of FP17s or Patient Questionnaire responses are less than 100. N/A is shown where the base number of responses is less than 10 during the period. % is calculated as Quantity/Base number\*100

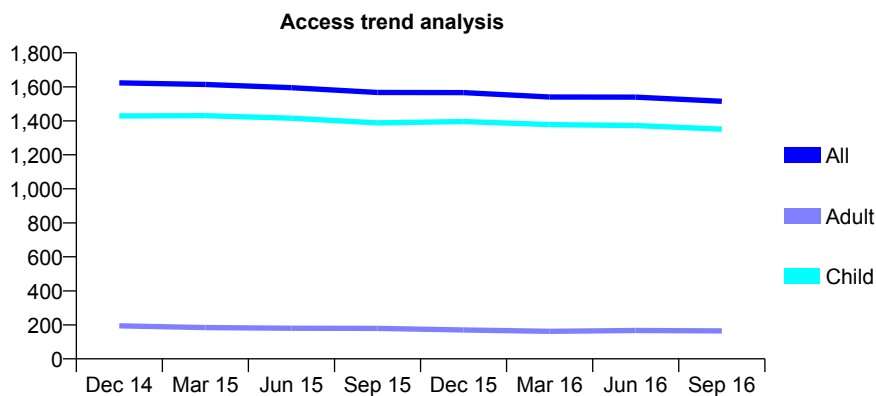
## Q70 - Vital Signs At a Glance Contract Report for 188492/0001 - September 2016

Name or company name	Guinea Court Dental Partnership
Contract type name	GDS Contract
Purpose of contract	General and Orthodontic
Contract start date	01/04/2011
Contract end date	

16/17 Contracted general activity (UDA)	3,500
Carry forward general activity (UDA)	0
16/17 Contracted orthodontic activity (UOA)	249
Carry forward orthodontic activity (UOA)	0
Baseline contract value	£101,033.82

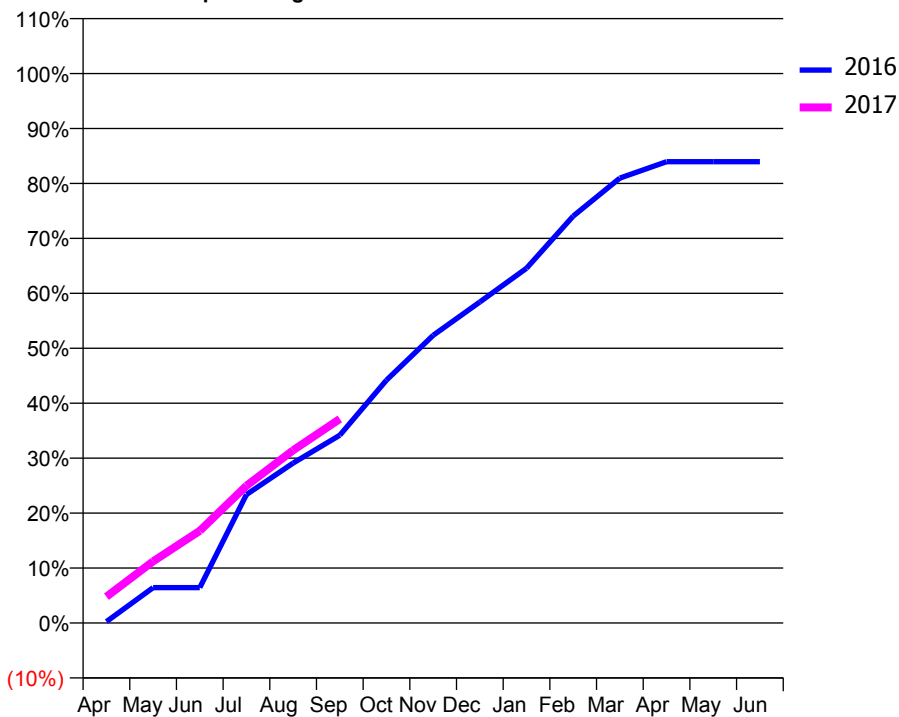
### ACCESS\*

Patients seen in 24 months	Total	Change since previous quarter
Quarter ending September 2015	1,567	
Quarter ending December 2015	1,566	→
Quarter ending March 2016	1,540	↓
Quarter ending June 2016	1,539	→
Quarter ending September 2016	1,515	↓
<b>Variance since September 2015</b>	<b>(3.3%)</b>	<b>↓</b>



### ACTIVITY

Cumulative percentage of contracted UDA delivered 2016 & 2017



Adjusted Scheduled Activity (UDA)

Month	2016	2017
April	9	168
May	225	392
June	225	588
July	818	874
August	1,018	1,100
September	1,196	1,300
October	1,547	
November	1,832	
December	2,045	
January	2,260	
February	2,592	
March	2,834	
April	2,939	
May	2,939	
June	2,939	

### QUALITY

	Quantity	Base Number	Contract	AT	Region	England
% of FP17s for the same patient ID Re-attending within 3 months - Children	113	1,131	10.0%	10.3%	11.8%	12.4%
% of FP17s for the same patient ID Re-attending within 3 months - Adults	0	1	0.0%	15.1%	16.6%	16.7%
% of FP17s for the same patient ID Re-attending between 3 & 9 months - Children	774	1,131	68.4%	60.7%	60.2%	57.4%
% of FP17s for the same patient ID Re-attending between 3 & 9 months - Adults	0	1	0.0%	52.7%	52.0%	50.5%
% of FP17s for Band 1 Urgent Courses	44	1,034	4.3%	9.6%	9.4%	9.1%
% of FP17s Relating to Free Repair or Replacements	0	1,034	0.0%	0.7%	0.7%	0.8%
% of FP17s Relating to Continuations	0	1,034	0.0%	1.3%	1.2%	1.3%
% of Patients satisfied with the dentistry they have received	0	0	N/A	91.6%	93.6%	93.2%
% of Patients satisfied with the time they had to wait for an appointment	0	0	N/A	87.7%	89.1%	89.0%

\* This is based on patients treated on this contract for their most recent course of treatment. Figures in italics indicate the base number of FP17s or Patient Questionnaire responses are less than 100. N/A is shown where the base number of responses is less than 10 during the period. % is calculated as Quantity/Base number\*100



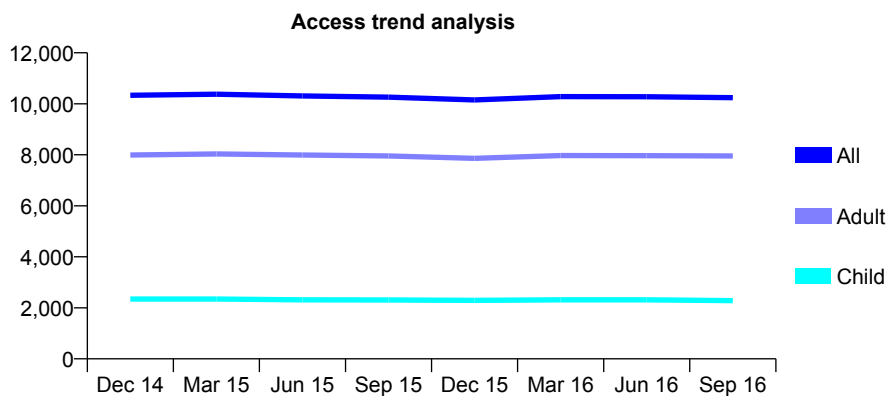
## Q70 - Vital Signs At a Glance Contract Report for 188530/0001 - September 2016

Name or company name	Dr Elaine Weaver
Contract type name	GDS Contract
Purpose of contract	General
Contract start date	01/04/2009
Contract end date	

16/17 Contracted general activity (UDA)	26,437
Carry forward general activity (UDA)	0
16/17 Contracted orthodontic activity (UOA)	0
Carry forward orthodontic activity (UOA)	0
Baseline contract value	£822,858.52

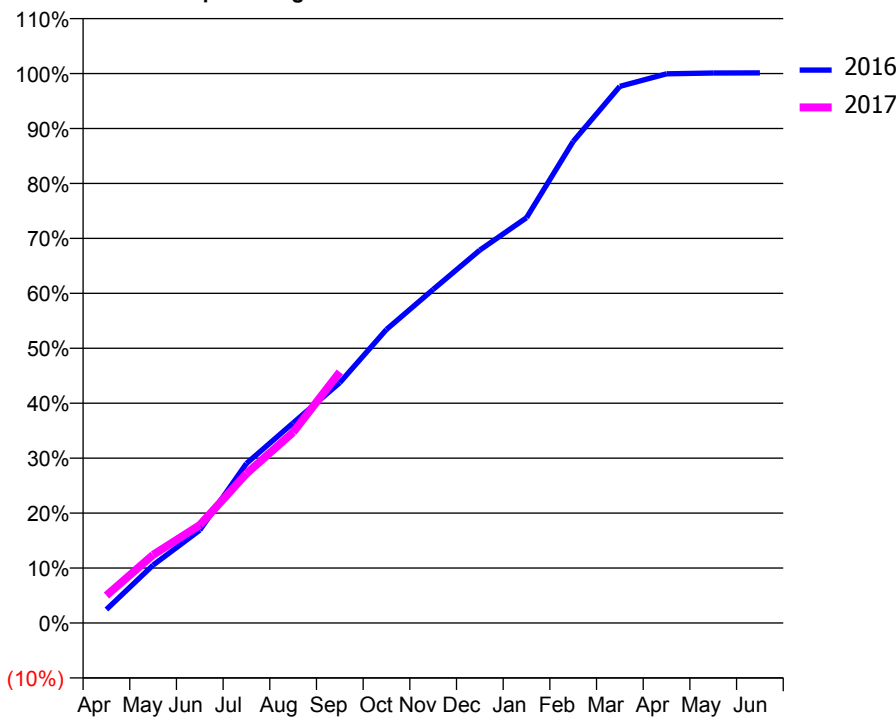
### ACCESS\*

Patients seen in 24 months	Total	Change since previous quarter
Quarter ending September 2015	10,263	
Quarter ending December 2015	10,152	↓
Quarter ending March 2016	10,284	→
Quarter ending June 2016	10,277	→
Quarter ending September 2016	10,238	→
<b>Variance since September 2015</b>	<b>(0.2%)</b>	→



### ACTIVITY

Cumulative percentage of contracted UDA delivered 2016 & 2017



Month	Adjusted Scheduled Activity (UDA)	
	2016	2017
April	648	1,327
May	2,790	3,282
June	4,471	4,713
July	7,678	7,188
August	9,629	9,176
September	11,563	12,080
October	14,122	
November	16,046	
December	17,940	
January	19,502	
February	23,173	
March	25,822	
April	26,423	
May	26,463	
June	26,466	

### QUALITY

	Quantity	Base Number	Contract	AT	Region	England
% of FP17s for the same patient ID Re-attending within 3 months - Children	154	1,746	8.8%	10.3%	11.8%	12.4%
% of FP17s for the same patient ID Re-attending within 3 months - Adults	859	5,338	16.1%	15.1%	16.6%	16.7%
% of FP17s for the same patient ID Re-attending between 3 & 9 months - Children	1,049	1,746	60.1%	60.7%	60.2%	57.4%
% of FP17s for the same patient ID Re-attending between 3 & 9 months - Adults	2,546	5,338	47.7%	52.7%	52.0%	50.5%
% of FP17s for Band 1 Urgent Courses	578	6,722	8.6%	9.6%	9.4%	9.1%
% of FP17s Relating to Free Repair or Replacements	91	6,722	1.4%	0.7%	0.7%	0.8%
% of FP17s Relating to Continuations	136	6,722	2.0%	1.3%	1.2%	1.3%
% of Patients satisfied with the dentistry they have received	11	12	91.7%	91.6%	93.6%	93.2%
% of Patients satisfied with the time they had to wait for an appointment	11	12	91.7%	87.7%	89.1%	89.0%

\* This is based on patients treated on this contract for their most recent course of treatment. Figures in italics indicate the base number of FP17s or Patient Questionnaire responses are less than 100. N/A is shown where the base number of responses is less than 10 during the period. % is calculated as Quantity/Base number\*100

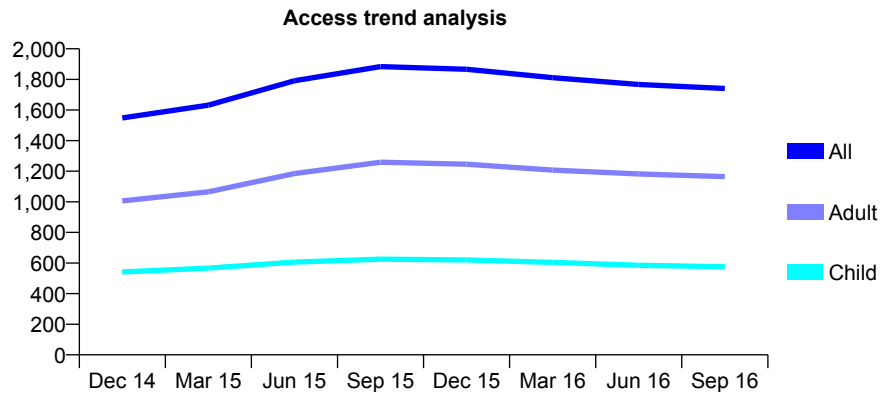
## Q70 - Vital Signs At a Glance Contract Report for 190195/0006 - September 2016

Name or company name	Xeon Smiles UK Ltd
Contract type name	GDS Contract
Purpose of contract	General and Orthodontic
Contract start date	09/06/2008
Contract end date	

16/17 Contracted general activity (UDA)	4,501
Carry forward general activity (UDA)	0
16/17 Contracted orthodontic activity (UOA)	240
Carry forward orthodontic activity (UOA)	0
Baseline contract value	£118,346.43

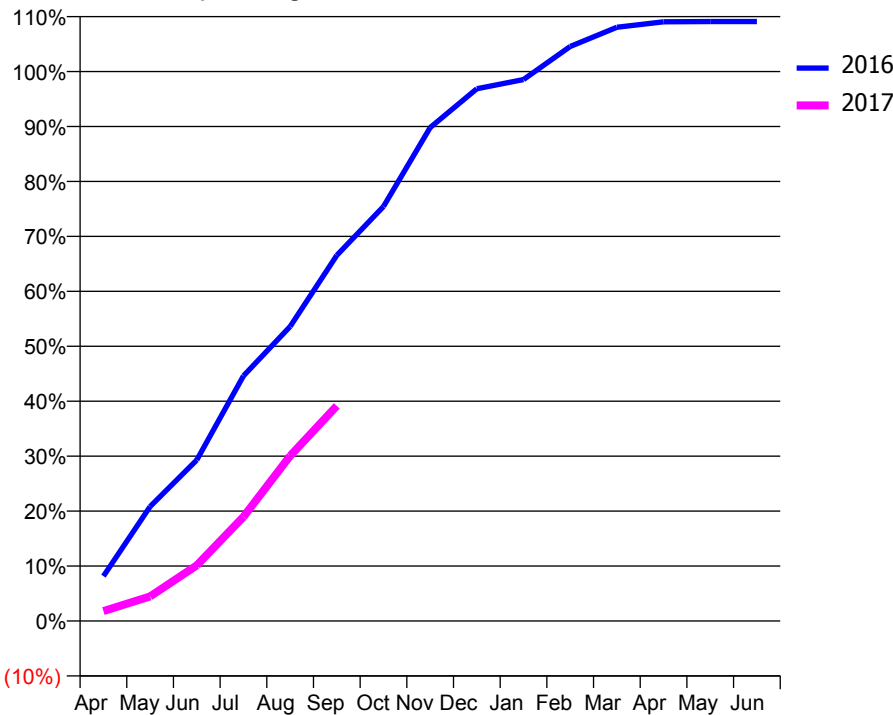
### ACCESS\*

Patients seen in 24 months	Total	Change since previous quarter
Quarter ending September 2015	1,884	
Quarter ending December 2015	1,866	→
Quarter ending March 2016	1,811	↓
Quarter ending June 2016	1,767	↓
Quarter ending September 2016	1,741	↓
<b>Variance since September 2015</b>	<b>(7.6%)</b>	<b>↓</b>



### ACTIVITY

Cumulative percentage of contracted UDA delivered 2016 & 2017



Month	Adjusted Scheduled Activity (UDA)	
	2016	2017
April	368	81
May	938	201
June	1,319	456
July	2,008	854
August	2,412	1,353
September	2,996	1,762
October	3,396	
November	4,042	
December	4,360	
January	4,435	
February	4,706	
March	4,863	
April	4,908	
May	4,910	
June	4,910	

### QUALITY

	Quantity	Base Number	Contract	AT	Region	England
% of FP17s for the same patient ID Re-attending within 3 months - Children	22	404	5.4%	10.3%	11.8%	12.4%
% of FP17s for the same patient ID Re-attending within 3 months - Adults	75	656	11.4%	15.1%	16.6%	16.7%
% of FP17s for the same patient ID Re-attending between 3 & 9 months - Children	196	404	48.5%	60.7%	60.2%	57.4%
% of FP17s for the same patient ID Re-attending between 3 & 9 months - Adults	218	656	33.2%	52.7%	52.0%	50.5%
% of FP17s for Band 1 Urgent Courses	100	1,017	9.8%	9.6%	9.4%	9.1%
% of FP17s Relating to Free Repair or Replacements	6	1,017	0.6%	0.7%	0.7%	0.8%
% of FP17s Relating to Continuations	2	1,017	0.2%	1.3%	1.2%	1.3%
% of Patients satisfied with the dentistry they have received	2	2	N/A	91.6%	93.6%	93.2%
% of Patients satisfied with the time they had to wait for an appointment	2	2	N/A	87.7%	89.1%	89.0%

\* This is based on patients treated on this contract for their most recent course of treatment. Figures in italics indicate the base number of FP17s or Patient Questionnaire responses are less than 100. N/A is shown where the base number of responses is less than 10 during the period. % is calculated as Quantity/Base number\*100

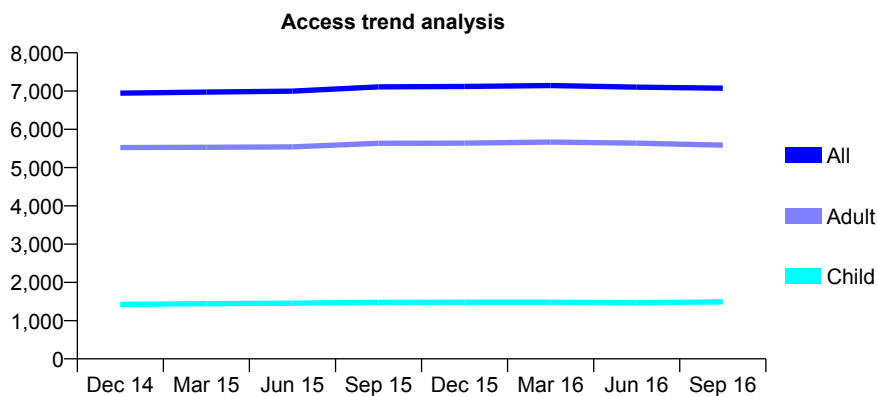
## Q70 - Vital Signs At a Glance Contract Report for 190233/0001 - September 2016

Name or company name	Dentalcare Limited
Contract type name	GDS Contract
Purpose of contract	General
Contract start date	13/12/2010
Contract end date	

16/17 Contracted general activity (UDA)	19,865
Carry forward general activity (UDA)	0
16/17 Contracted orthodontic activity (UOA)	0
Carry forward orthodontic activity (UOA)	0
Baseline contract value	£479,236.66

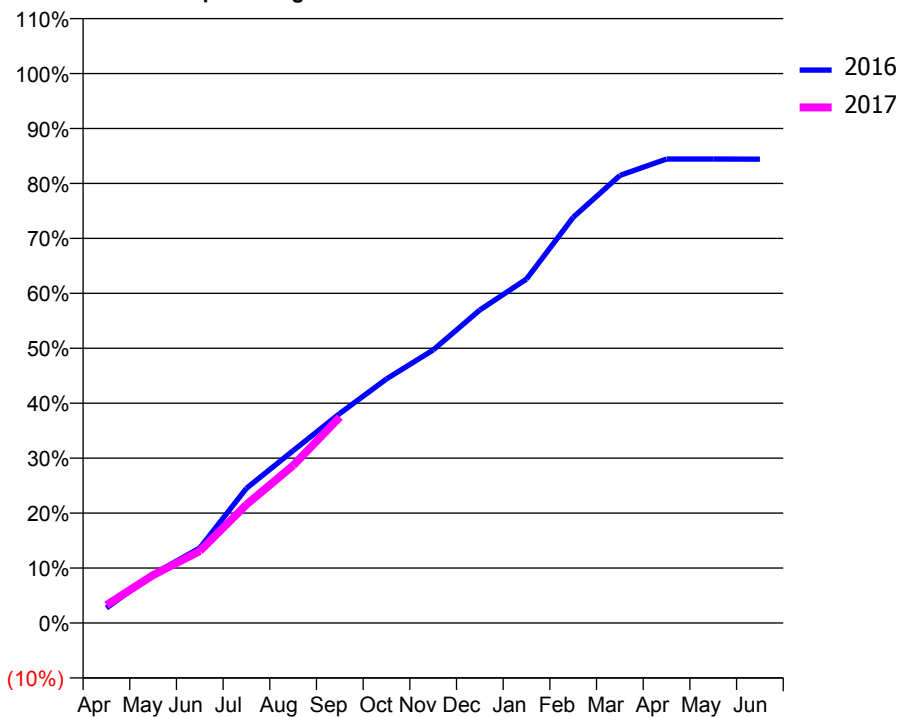
### ACCESS\*

Patients seen in 24 months	Total	Change since previous quarter
Quarter ending September 2015	7,110	
Quarter ending December 2015	7,119	→
Quarter ending March 2016	7,144	→
Quarter ending June 2016	7,103	→
Quarter ending September 2016	7,076	→
<b>Variance since September 2015</b>	<b>(0.5%)</b>	→



### ACTIVITY

Cumulative percentage of contracted UDA delivered 2016 & 2017



Month	Adjusted Scheduled Activity (UDA)	
	2016	2017
April	540	647
May	1,767	1,734
June	2,713	2,602
July	4,873	4,285
August	6,232	5,697
September	7,575	7,445
October	8,825	
November	9,872	
December	11,317	
January	12,435	
February	14,669	
March	16,181	
April	16,775	
May	16,772	
June	16,769	

### QUALITY

	Quantity	Base Number	Contract	AT	Region	England
% of FP17s for the same patient ID Re-attending within 3 months - Children	50	1,127	4.4%	10.3%	11.8%	12.4%
% of FP17s for the same patient ID Re-attending within 3 months - Adults	402	3,417	11.8%	15.1%	16.6%	16.7%
% of FP17s for the same patient ID Re-attending between 3 & 9 months - Children	710	1,127	63.0%	60.7%	60.2%	57.4%
% of FP17s for the same patient ID Re-attending between 3 & 9 months - Adults	1,917	3,417	56.1%	52.7%	52.0%	50.5%
% of FP17s for Band 1 Urgent Courses	388	4,217	9.2%	9.6%	9.4%	9.1%
% of FP17s Relating to Free Repair or Replacements	9	4,217	0.2%	0.7%	0.7%	0.8%
% of FP17s Relating to Continuations	1	4,217	0.0%	1.3%	1.2%	1.3%
% of Patients satisfied with the dentistry they have received	6	6	N/A	91.6%	93.6%	93.2%
% of Patients satisfied with the time they had to wait for an appointment	5	6	N/A	87.7%	89.1%	89.0%

\* This is based on patients treated on this contract for their most recent course of treatment. Figures in italics indicate the base number of FP17s or Patient Questionnaire responses are less than 100. N/A is shown where the base number of responses is less than 10 during the period. % is calculated as Quantity/Base number\*100

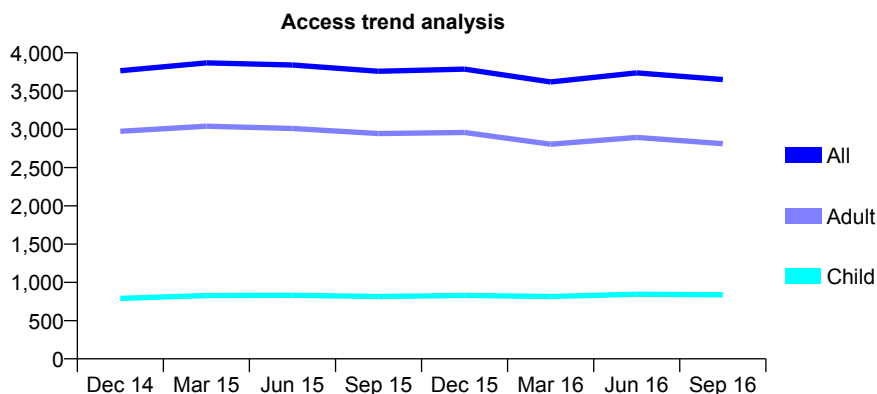
## Q70 - Vital Signs At a Glance Contract Report for 190543/0001 - September 2016

Name or company name	University of Portsmouth Services Limited
Contract type name	PDS Plus Contract
Purpose of contract	General
Contract start date	01/09/2010
Contract end date	31/08/2017

16/17 Contracted general activity (UDA)	10,800
Carry forward general activity (UDA)	0
16/17 Contracted orthodontic activity (UOA)	0
Carry forward orthodontic activity (UOA)	0
Baseline contract value	£0.00

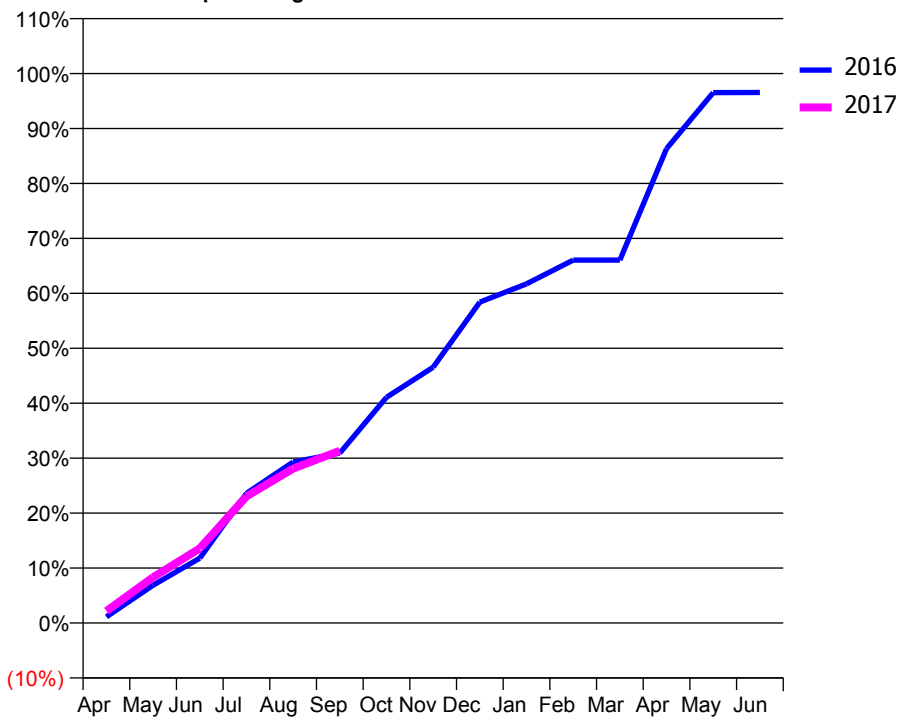
### ACCESS\*

Patients seen in 24 months	Total	Change since previous quarter
Quarter ending September 2015	3,758	
Quarter ending December 2015	3,787	→
Quarter ending March 2016	3,619	↓
Quarter ending June 2016	3,738	↑
Quarter ending September 2016	3,651	↓
<b>Variance since September 2015</b>	<b>(2.8%)</b>	<b>↓</b>



### ACTIVITY

Cumulative percentage of contracted UDA delivered 2016 & 2017



Adjusted Scheduled Activity (UDA)

Month	2016	2017
April	119	234
May	721	901
June	1,235	1,466
July	2,471	2,489
August	3,066	3,037
September	3,237	3,386
October	4,298	
November	4,873	
December	6,112	
January	6,459	
February	6,911	
March	6,911	
April	9,034	
May	10,101	
June	10,106	

### QUALITY

	Quantity	Base Number	Contract	AT	Region	England
% of FP17s for the same patient ID Re-attending within 3 months - Children	59	562	10.5%	10.3%	11.8%	12.4%
% of FP17s for the same patient ID Re-attending within 3 months - Adults	418	1,940	21.5%	15.1%	16.6%	16.7%
% of FP17s for the same patient ID Re-attending between 3 & 9 months - Children	176	562	31.3%	60.7%	60.2%	57.4%
% of FP17s for the same patient ID Re-attending between 3 & 9 months - Adults	640	1,940	33.0%	52.7%	52.0%	50.5%
% of FP17s for Band 1 Urgent Courses	448	1,329	33.7%	9.6%	9.4%	9.1%
% of FP17s Relating to Free Repair or Replacements	0	1,329	0.0%	0.7%	0.7%	0.8%
% of FP17s Relating to Continuations	16	1,329	1.2%	1.3%	1.2%	1.3%
% of Patients satisfied with the dentistry they have received	13	13	100.0%	91.6%	93.6%	93.2%
% of Patients satisfied with the time they had to wait for an appointment	10	13	76.9%	87.7%	89.1%	89.0%

\* This is based on patients treated on this contract for their most recent course of treatment. Figures in italics indicate the base number of FP17s or Patient Questionnaire responses are less than 100. N/A is shown where the base number of responses is less than 10 during the period. % is calculated as Quantity/Base number\*100

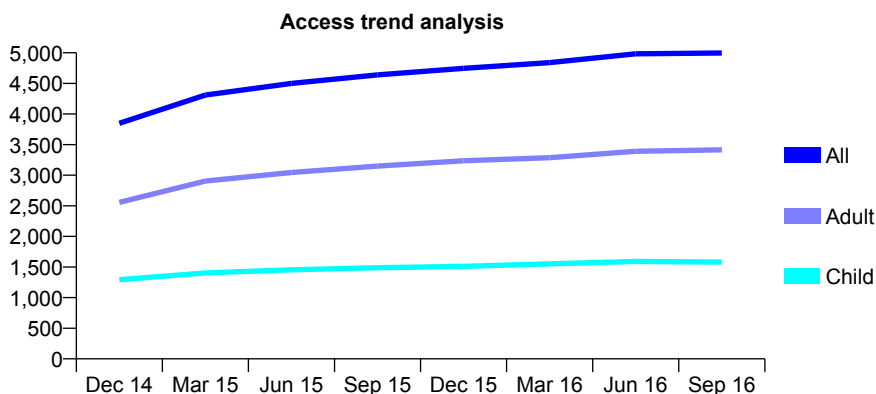
## Q70 - Vital Signs At a Glance Contract Report for 190985/0001 - September 2016

Name or company name	Miss P Kotecha
Contract type name	GDS Contract
Purpose of contract	General
Contract start date	01/12/2013
Contract end date	

16/17 Contracted general activity (UDA)	12,555
Carry forward general activity (UDA)	0
16/17 Contracted orthodontic activity (UOA)	0
Carry forward orthodontic activity (UOA)	0
Baseline contract value	£329,652.44

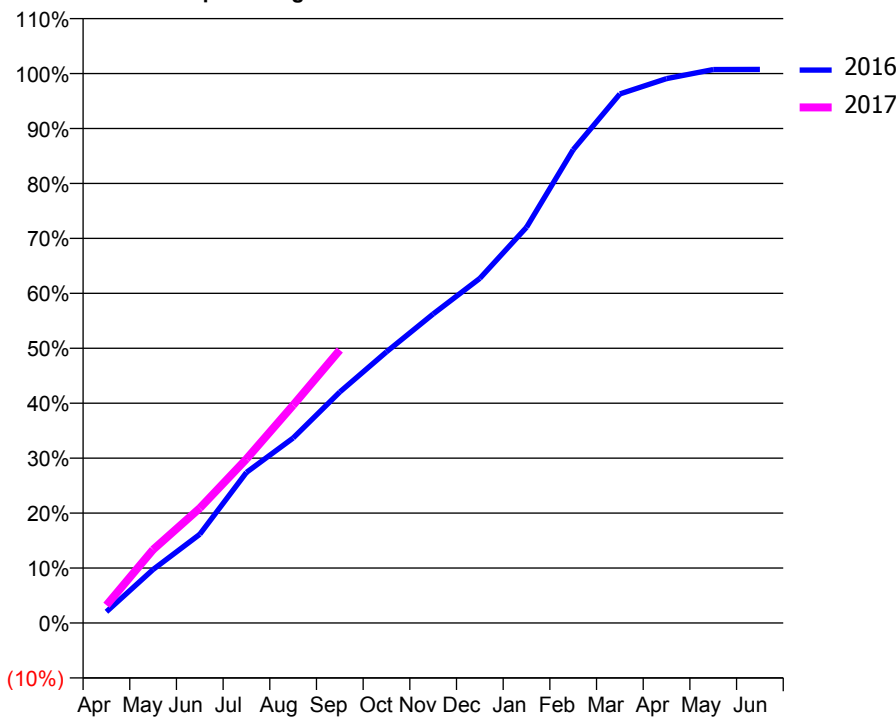
### ACCESS\*

Patients seen in 24 months	Total	Change since previous quarter
Quarter ending September 2015	4,639	
Quarter ending December 2015	4,747	↑
Quarter ending March 2016	4,839	→
Quarter ending June 2016	4,983	↑
Quarter ending September 2016	4,996	→
<b>Variance since September 2015</b>	<b>7.7%</b>	<b>↑</b>



### ACTIVITY

Cumulative percentage of contracted UDA delivered 2016 & 2017



Month	Adjusted Scheduled Activity (UDA)	
	2016	2017
April	257	406
May	1,222	1,677
June	2,028	2,626
July	3,441	3,749
August	4,228	4,978
September	5,277	6,239
October	6,195	
November	7,060	
December	7,873	
January	9,040	
February	10,815	
March	12,088	
April	12,439	
May	12,646	
June	12,647	

### QUALITY

	Quantity	Base Number	Contract	AT	Region	England
% of FP17s for the same patient ID Re-attending within 3 months - Children	84	1,287	6.5%	10.3%	11.8%	12.4%
% of FP17s for the same patient ID Re-attending within 3 months - Adults	226	2,295	9.8%	15.1%	16.6%	16.7%
% of FP17s for the same patient ID Re-attending between 3 & 9 months - Children	875	1,287	68.0%	60.7%	60.2%	57.4%
% of FP17s for the same patient ID Re-attending between 3 & 9 months - Adults	1,309	2,295	57.0%	52.7%	52.0%	50.5%
% of FP17s for Band 1 Urgent Courses	165	3,314	5.0%	9.6%	9.4%	9.1%
% of FP17s Relating to Free Repair or Replacements	22	3,314	0.7%	0.7%	0.7%	0.8%
% of FP17s Relating to Continuations	15	3,314	0.5%	1.3%	1.2%	1.3%
% of Patients satisfied with the dentistry they have received	5	5	N/A	91.6%	93.6%	93.2%
% of Patients satisfied with the time they had to wait for an appointment	5	5	N/A	87.7%	89.1%	89.0%

\* This is based on patients treated on this contract for their most recent course of treatment. Figures in italics indicate the base number of FP17s or Patient Questionnaire responses are less than 100. N/A is shown where the base number of responses is less than 10 during the period. % is calculated as Quantity/Base number\*100

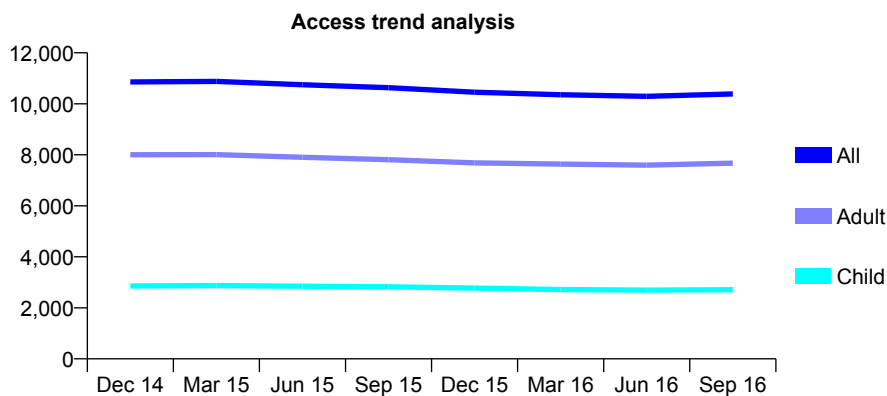
## Q70 - Vital Signs At a Glance Contract Report for 191183/0001 - September 2016

Name or company name	SCA Healthcare
Contract type name	GDS Contract
Purpose of contract	General
Contract start date	13/09/2008
Contract end date	

16/17 Contracted general activity (UDA)	36,115
Carry forward general activity (UDA)	0
16/17 Contracted orthodontic activity (UOA)	0
Carry forward orthodontic activity (UOA)	0
Baseline contract value	£1,077,723.17

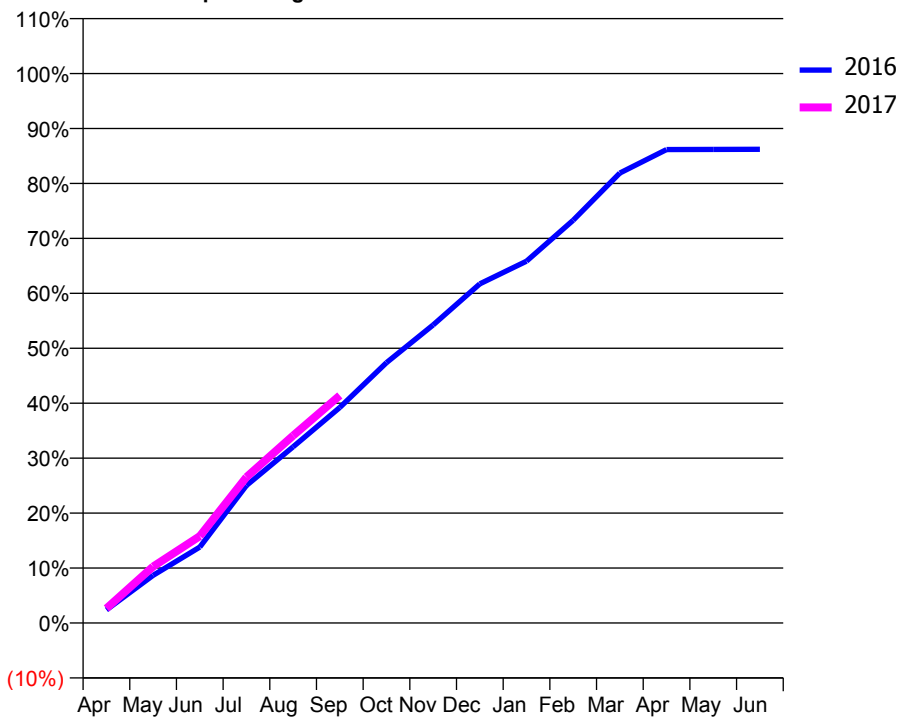
### ACCESS\*

Patients seen in 24 months	Total	Change since previous quarter
Quarter ending September 2015	10,635	
Quarter ending December 2015	10,457	↓
Quarter ending March 2016	10,356	→
Quarter ending June 2016	10,291	→
Quarter ending September 2016	10,386	→
<b>Variance since September 2015</b>	<b>(2.3%)</b>	<b>↓</b>



### ACTIVITY

Cumulative percentage of contracted UDA delivered 2016 & 2017



Month	Adjusted Scheduled Activity (UDA)	
	2016	2017
April	860	963
May	3,135	3,714
June	4,993	5,706
July	9,041	9,592
August	11,581	12,321
September	14,167	14,956
October	17,112	
November	19,595	
December	22,294	
January	23,780	
February	26,468	
March	29,575	
April	31,118	
May	31,127	
June	31,138	

### QUALITY

	Quantity	Base Number	Contract	AT	Region	England
% of FP17s for the same patient ID Re-attending within 3 months - Children	212	2,148	9.9%	10.3%	11.8%	12.4%
% of FP17s for the same patient ID Re-attending within 3 months - Adults	1,098	6,076	18.1%	15.1%	16.6%	16.7%
% of FP17s for the same patient ID Re-attending between 3 & 9 months - Children	1,307	2,148	60.8%	60.7%	60.2%	57.4%
% of FP17s for the same patient ID Re-attending between 3 & 9 months - Adults	3,467	6,076	57.1%	52.7%	52.0%	50.5%
% of FP17s for Band 1 Urgent Courses	631	7,617	8.3%	9.6%	9.4%	9.1%
% of FP17s Relating to Free Repair or Replacements	76	7,617	1.0%	0.7%	0.7%	0.8%
% of FP17s Relating to Continuations	81	7,617	1.1%	1.3%	1.2%	1.3%
% of Patients satisfied with the dentistry they have received	6	6	N/A	91.6%	93.6%	93.2%
% of Patients satisfied with the time they had to wait for an appointment	6	6	N/A	87.7%	89.1%	89.0%

\* This is based on patients treated on this contract for their most recent course of treatment. Figures in italics indicate the base number of FP17s or Patient Questionnaire responses are less than 100. N/A is shown where the base number of responses is less than 10 during the period. % is calculated as Quantity/Base number\*100

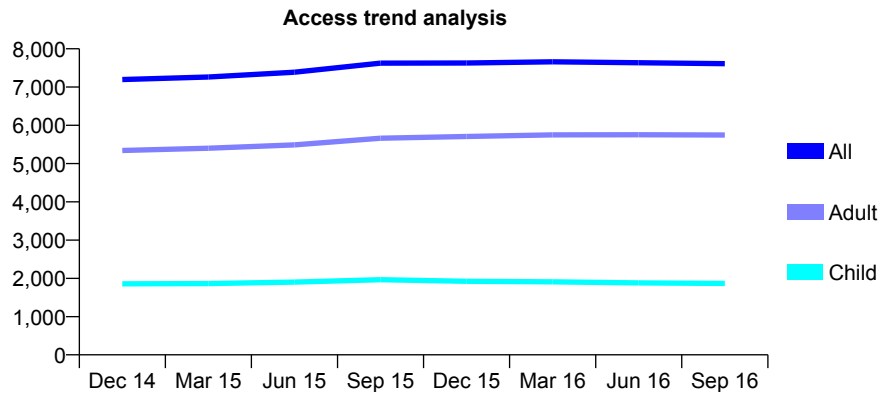
## Q70 - Vital Signs At a Glance Contract Report for 191183/0002 - September 2016

Name or company name	SCA Healthcare
Contract type name	GDS Contract
Purpose of contract	General
Contract start date	01/10/2008
Contract end date	

16/17 Contracted general activity (UDA)	22,500
Carry forward general activity (UDA)	0
16/17 Contracted orthodontic activity (UOA)	0
Carry forward orthodontic activity (UOA)	0
Baseline contract value	£529,755.63

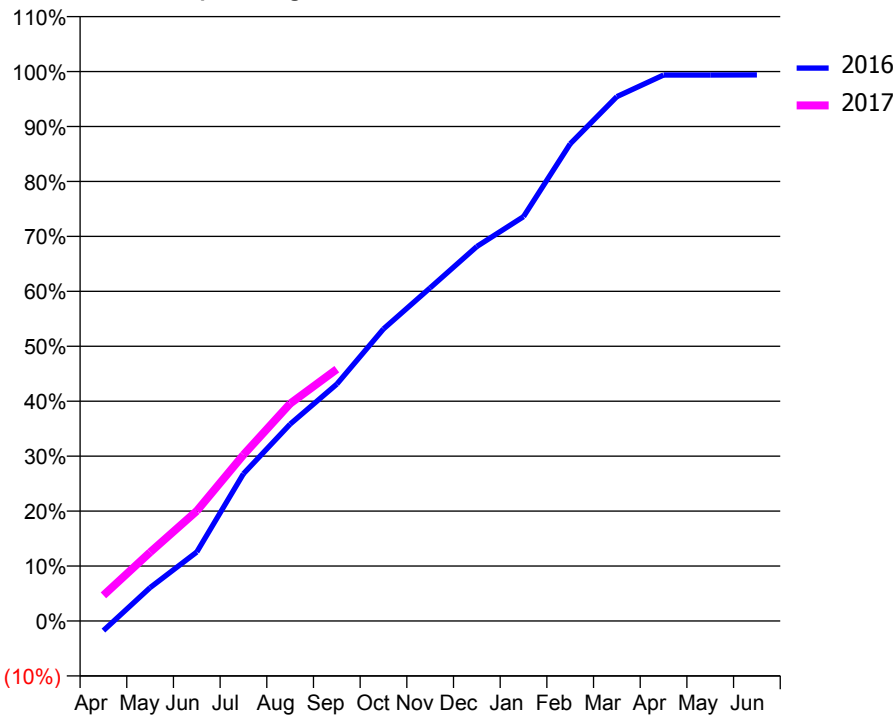
### ACCESS\*

Patients seen in 24 months	Total	Change since previous quarter
Quarter ending September 2015	7,625	
Quarter ending December 2015	7,630	→
Quarter ending March 2016	7,659	→
Quarter ending June 2016	7,636	→
Quarter ending September 2016	7,611	→
<b>Variance since September 2015</b>	<b>(0.2%)</b>	→



### ACTIVITY

Cumulative percentage of contracted UDA delivered 2016 & 2017



Month	Adjusted Scheduled Activity (UDA)	
	2016	2017
April	-396	1,048
May	1,367	2,815
June	2,825	4,508
July	6,029	6,807
August	8,063	8,904
September	9,699	10,311
October	11,959	
November	13,642	
December	15,336	
January	16,556	
February	19,539	
March	21,474	
April	22,357	
May	22,355	
June	22,362	

### QUALITY

	Quantity	Base Number	Contract	AT	Region	England
% of FP17s for the same patient ID Re-attending within 3 months - Children	121	1,428	8.5%	10.3%	11.8%	12.4%
% of FP17s for the same patient ID Re-attending within 3 months - Adults	695	3,994	17.4%	15.1%	16.6%	16.7%
% of FP17s for the same patient ID Re-attending between 3 & 9 months - Children	904	1,428	63.3%	60.7%	60.2%	57.4%
% of FP17s for the same patient ID Re-attending between 3 & 9 months - Adults	2,021	3,994	50.6%	52.7%	52.0%	50.5%
% of FP17s for Band 1 Urgent Courses	582	5,057	11.5%	9.6%	9.4%	9.1%
% of FP17s Relating to Free Repair or Replacements	41	5,057	0.8%	0.7%	0.7%	0.8%
% of FP17s Relating to Continuations	47	5,057	0.9%	1.3%	1.2%	1.3%
% of Patients satisfied with the dentistry they have received	5	5	N/A	91.6%	93.6%	93.2%
% of Patients satisfied with the time they had to wait for an appointment	5	5	N/A	87.7%	89.1%	89.0%

\* This is based on patients treated on this contract for their most recent course of treatment. Figures in italics indicate the base number of FP17s or Patient Questionnaire responses are less than 100. N/A is shown where the base number of responses is less than 10 during the period. % is calculated as Quantity/Base number\*100



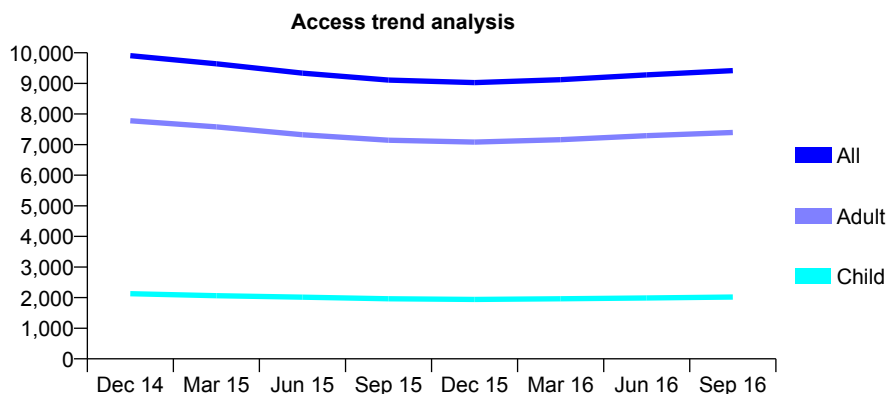
## Q70 - Vital Signs At a Glance Contract Report for 191183/0003 - September 2016

Name or company name	SCA Healthcare
Contract type name	GDS Contract
Purpose of contract	General
Contract start date	01/10/2008
Contract end date	

16/17 Contracted general activity (UDA)	32,515
Carry forward general activity (UDA)	0
16/17 Contracted orthodontic activity (UOA)	0
Carry forward orthodontic activity (UOA)	0
Baseline contract value	£885,649.98

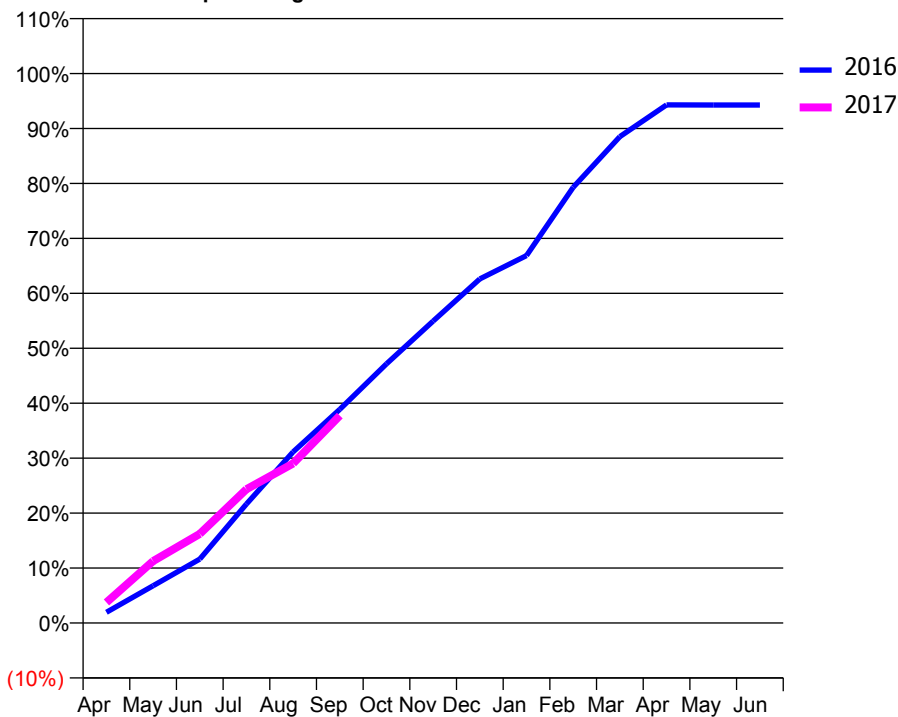
### ACCESS\*

Patients seen in 24 months	Total	Change since previous quarter
Quarter ending September 2015	9,108	
Quarter ending December 2015	9,024	→
Quarter ending March 2016	9,122	→
Quarter ending June 2016	9,281	→
Quarter ending September 2016	9,417	→
<b>Variance since September 2015</b>	<b>3.4%</b>	<b>↑</b>



### ACTIVITY

Cumulative percentage of contracted UDA delivered 2016 & 2017



Month	Adjusted Scheduled Activity (UDA)	
	2016	2017
April	633	1,220
May	2,206	3,662
June	3,780	5,278
July	7,042	7,914
August	10,129	9,440
September	12,641	12,277
October	15,331	
November	17,867	
December	20,365	
January	21,742	
February	25,781	
March	28,779	
April	30,661	
May	30,649	
June	30,652	

### QUALITY

	Quantity	Base Number	Contract	AT	Region	England
% of FP17s for the same patient ID Re-attending within 3 months - Children	157	1,649	9.5%	10.3%	11.8%	12.4%
% of FP17s for the same patient ID Re-attending within 3 months - Adults	972	5,579	17.4%	15.1%	16.6%	16.7%
% of FP17s for the same patient ID Re-attending between 3 & 9 months - Children	1,054	1,649	63.9%	60.7%	60.2%	57.4%
% of FP17s for the same patient ID Re-attending between 3 & 9 months - Adults	3,079	5,579	55.2%	52.7%	52.0%	50.5%
% of FP17s for Band 1 Urgent Courses	396	6,099	6.5%	9.6%	9.4%	9.1%
% of FP17s Relating to Free Repair or Replacements	31	6,099	0.5%	0.7%	0.7%	0.8%
% of FP17s Relating to Continuations	50	6,099	0.8%	1.3%	1.2%	1.3%
% of Patients satisfied with the dentistry they have received	5	5	N/A	91.6%	93.6%	93.2%
% of Patients satisfied with the time they had to wait for an appointment	5	5	N/A	87.7%	89.1%	89.0%

\* This is based on patients treated on this contract for their most recent course of treatment. Figures in italics indicate the base number of FP17s or Patient Questionnaire responses are less than 100. N/A is shown where the base number of responses is less than 10 during the period. % is calculated as Quantity/Base number\*100

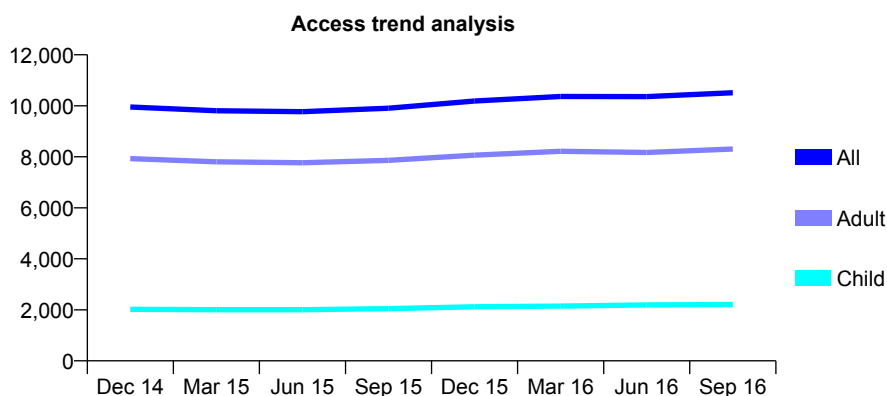
## Q70 - Vital Signs At a Glance Contract Report for 191183/0004 - September 2016

Name or company name	SCA Healthcare
Contract type name	GDS Contract
Purpose of contract	General
Contract start date	01/04/2011
Contract end date	

16/17 Contracted general activity (UDA)	29,376
Carry forward general activity (UDA)	0
16/17 Contracted orthodontic activity (UOA)	0
Carry forward orthodontic activity (UOA)	0
Baseline contract value	£761,497.84

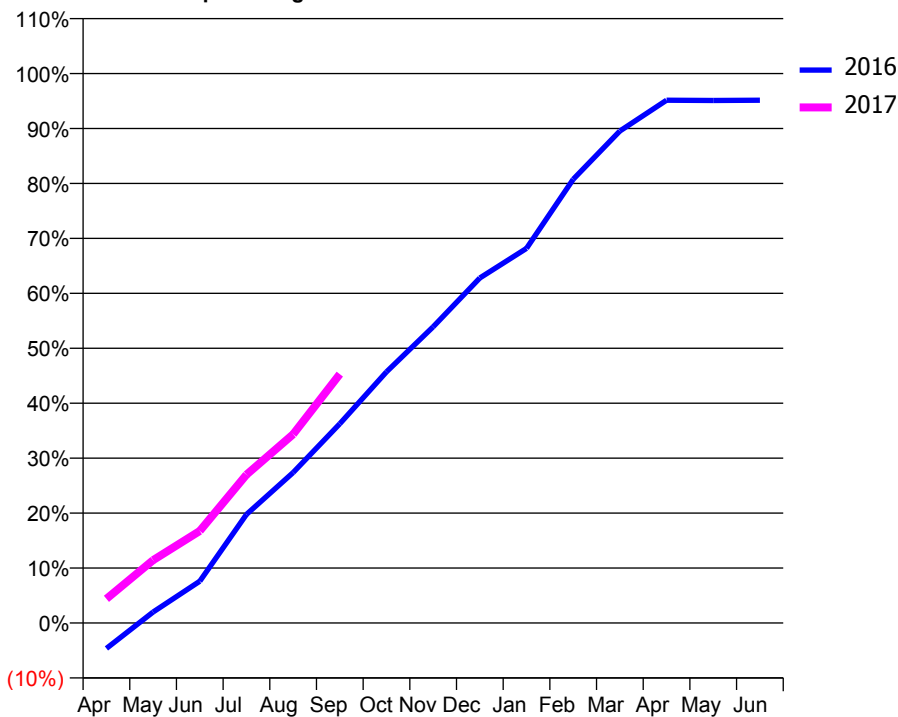
### ACCESS\*

Patients seen in 24 months	Total	Change since previous quarter
Quarter ending September 2015	9,906	
Quarter ending December 2015	10,186	↑
Quarter ending March 2016	10,367	→
Quarter ending June 2016	10,362	→
Quarter ending September 2016	10,515	→
<b>Variance since September 2015</b>	<b>6.1%</b>	<b>↑</b>



### ACTIVITY

Cumulative percentage of contracted UDA delivered 2016 & 2017



Month	Adjusted Scheduled Activity (UDA)	
	2016	2017
April	-1,369	1,292
May	590	3,361
June	2,237	4,923
July	5,807	7,930
August	8,042	10,088
September	10,652	13,307
October	13,429	
November	15,833	
December	18,447	
January	20,025	
February	23,721	
March	26,300	
April	27,949	
May	27,935	
June	27,948	

### QUALITY

	Quantity	Base Number	Contract	AT	Region	England
% of FP17s for the same patient ID Re-attending within 3 months - Children	133	1,825	7.3%	10.3%	11.8%	12.4%
% of FP17s for the same patient ID Re-attending within 3 months - Adults	907	6,637	13.7%	15.1%	16.6%	16.7%
% of FP17s for the same patient ID Re-attending between 3 & 9 months - Children	1,144	1,825	62.7%	60.7%	60.2%	57.4%
% of FP17s for the same patient ID Re-attending between 3 & 9 months - Adults	4,174	6,637	62.9%	52.7%	52.0%	50.5%
% of FP17s for Band 1 Urgent Courses	665	7,826	8.5%	9.6%	9.4%	9.1%
% of FP17s Relating to Free Repair or Replacements	41	7,826	0.5%	0.7%	0.7%	0.8%
% of FP17s Relating to Continuations	21	7,826	0.3%	1.3%	1.2%	1.3%
% of Patients satisfied with the dentistry they have received	3	3	N/A	91.6%	93.6%	93.2%
% of Patients satisfied with the time they had to wait for an appointment	3	3	N/A	87.7%	89.1%	89.0%

\* This is based on patients treated on this contract for their most recent course of treatment. Figures in italics indicate the base number of FP17s or Patient Questionnaire responses are less than 100. N/A is shown where the base number of responses is less than 10 during the period. % is calculated as Quantity/Base number\*100

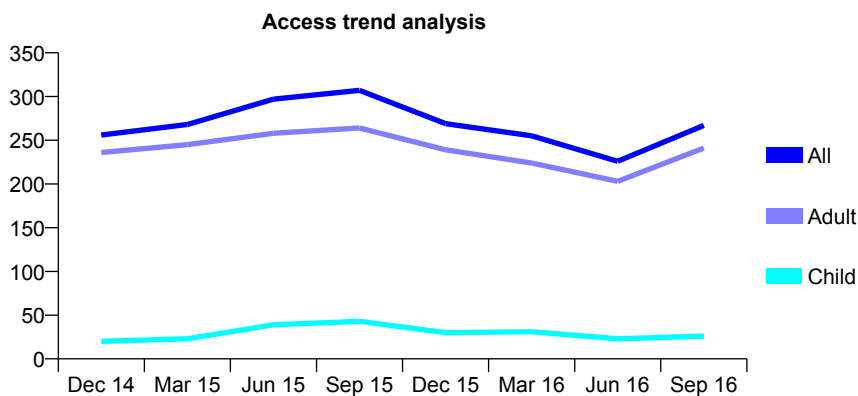
## Q70 - Vital Signs At a Glance Contract Report for 191183/0005 - September 2016

Name or company name	SCA Healthcare
Contract type name	GDS Contract
Purpose of contract	General
Contract start date	01/04/2011
Contract end date	

16/17 Contracted general activity (UDA)	624
Carry forward general activity (UDA)	0
16/17 Contracted orthodontic activity (UOA)	0
Carry forward orthodontic activity (UOA)	0
Baseline contract value	£0.00

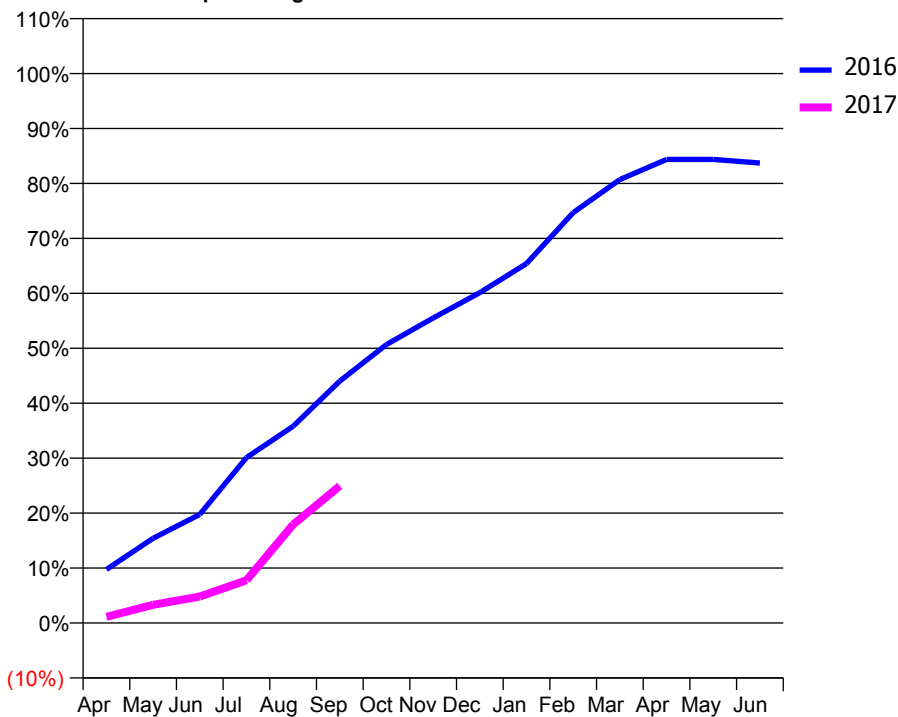
### ACCESS\*

Patients seen in 24 months	Total	Change since previous quarter
Quarter ending September 2015	307	
Quarter ending December 2015	269	↓
Quarter ending March 2016	255	↓
Quarter ending June 2016	226	↓
Quarter ending September 2016	267	↑
<b>Variance since September 2015</b>	<b>(13.0%)</b>	<b>↓</b>



### ACTIVITY

Cumulative percentage of contracted UDA delivered 2016 & 2017



Month	Adjusted Scheduled Activity (UDA)	
	2016	2017
April	61	7
May	96	21
June	123	30
July	188	49
August	223	112
September	275	156
October	316	
November	346	
December	375	
January	408	
February	466	
March	504	
April	526	
May	526	
June	522	

### QUALITY

	Quantity	Base Number	Contract	AT	Region	England
% of FP17s for the same patient ID Re-attending within 3 months - Children	0	12	0.0%	10.3%	11.8%	12.4%
% of FP17s for the same patient ID Re-attending within 3 months - Adults	3	135	2.2%	15.1%	16.6%	16.7%
% of FP17s for the same patient ID Re-attending between 3 & 9 months - Children	0	12	0.0%	60.7%	60.2%	57.4%
% of FP17s for the same patient ID Re-attending between 3 & 9 months - Adults	1	135	0.7%	52.7%	52.0%	50.5%
% of FP17s for Band 1 Urgent Courses	118	133	88.7%	9.6%	9.4%	9.1%
% of FP17s Relating to Free Repair or Replacements	0	133	0.0%	0.7%	0.7%	0.8%
% of FP17s Relating to Continuations	0	133	0.0%	1.3%	1.2%	1.3%
% of Patients satisfied with the dentistry they have received	0	0	N/A	91.6%	93.6%	93.2%
% of Patients satisfied with the time they had to wait for an appointment	0	0	N/A	87.7%	89.1%	89.0%

\* This is based on patients treated on this contract for their most recent course of treatment. Figures in italics indicate the base number of FP17s or Patient Questionnaire responses are less than 100. N/A is shown where the base number of responses is less than 10 during the period. % is calculated as Quantity/Base number\*100

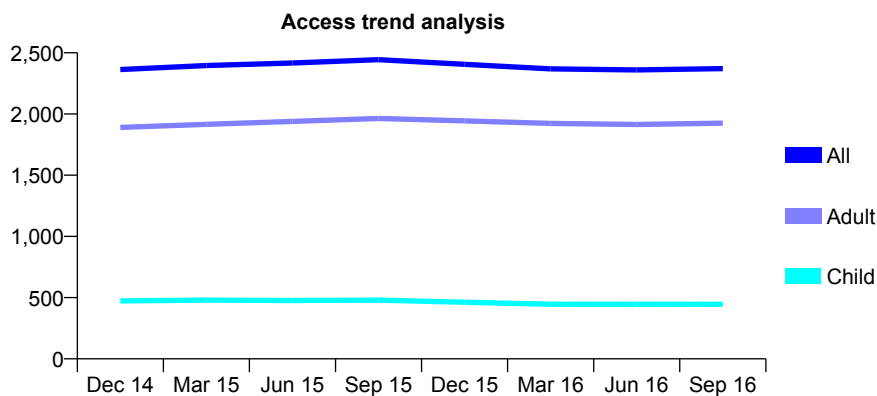
## Q70 - Vital Signs At a Glance Contract Report for 191302/0001 - September 2016

Name or company name	Mr M C Omar
Contract type name	GDS Contract
Purpose of contract	General
Contract start date	01/10/2013
Contract end date	

16/17 Contracted general activity (UDA)	8,401
Carry forward general activity (UDA)	124
16/17 Contracted orthodontic activity (UOA)	0
Carry forward orthodontic activity (UOA)	0
Baseline contract value	£187,486.07

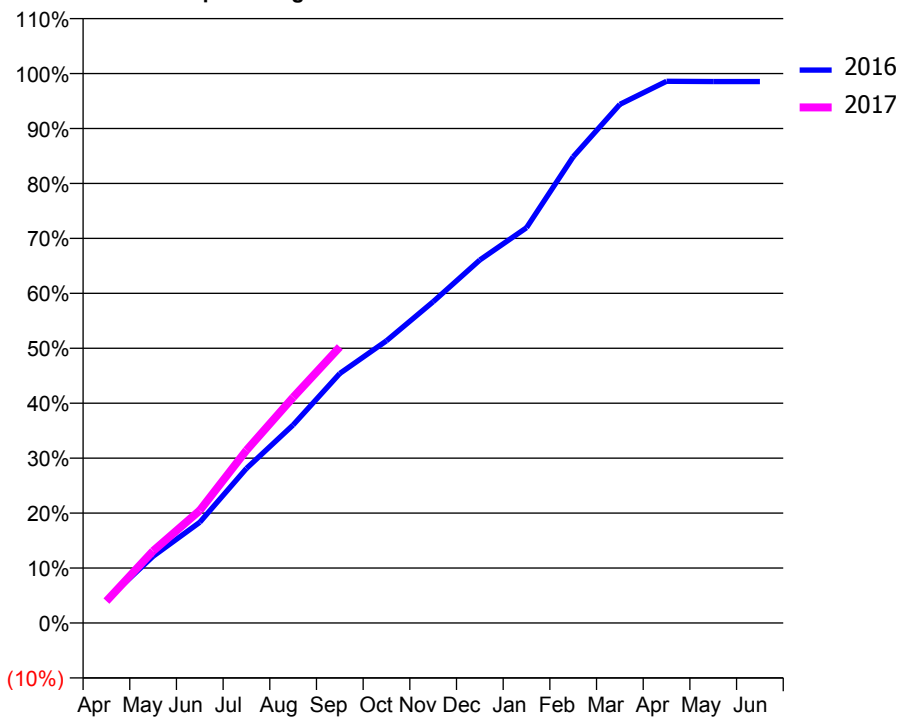
### ACCESS\*

Patients seen in 24 months	Total	Change since previous quarter
Quarter ending September 2015	2,444	
Quarter ending December 2015	2,406	↓
Quarter ending March 2016	2,369	↓
Quarter ending June 2016	2,360	→
Quarter ending September 2016	2,371	→
<b>Variance since September 2015</b>	<b>(3.0%)</b>	<b>↓</b>



### ACTIVITY

Cumulative percentage of contracted UDA delivered 2016 & 2017



Month	Adjusted Scheduled Activity (UDA)	
	2016	2017
April	350	336
May	1,020	1,102
June	1,539	1,722
July	2,363	2,640
August	3,028	3,450
September	3,815	4,220
October	4,315	
November	4,913	
December	5,550	
January	6,043	
February	7,128	
March	7,928	
April	8,281	
May	8,277	
June	8,277	

### QUALITY

	Quantity	Base Number	Contract	AT	Region	England
% of FP17s for the same patient ID Re-attending within 3 months - Children	25	394	6.3%	10.3%	11.8%	12.4%
% of FP17s for the same patient ID Re-attending within 3 months - Adults	188	1,564	12.0%	15.1%	16.6%	16.7%
% of FP17s for the same patient ID Re-attending between 3 & 9 months - Children	286	394	72.6%	60.7%	60.2%	57.4%
% of FP17s for the same patient ID Re-attending between 3 & 9 months - Adults	964	1,564	61.6%	52.7%	52.0%	50.5%
% of FP17s for Band 1 Urgent Courses	68	1,848	3.7%	9.6%	9.4%	9.1%
% of FP17s Relating to Free Repair or Replacements	15	1,848	0.8%	0.7%	0.7%	0.8%
% of FP17s Relating to Continuations	4	1,848	0.2%	1.3%	1.2%	1.3%
% of Patients satisfied with the dentistry they have received	3	3	N/A	91.6%	93.6%	93.2%
% of Patients satisfied with the time they had to wait for an appointment	3	3	N/A	87.7%	89.1%	89.0%

\* This is based on patients treated on this contract for their most recent course of treatment. Figures in italics indicate the base number of FP17s or Patient Questionnaire responses are less than 100. N/A is shown where the base number of responses is less than 10 during the period. % is calculated as Quantity/Base number\*100

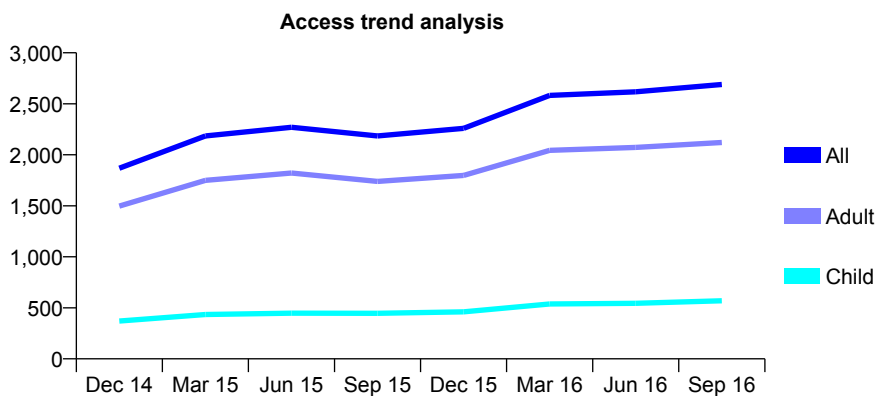
## Q70 - Vital Signs At a Glance Contract Report for 192317/0001 - September 2016

Name or company name	Smile Care Dorset Limited
Contract type name	GDS Contract
Purpose of contract	General
Contract start date	01/01/2013
Contract end date	

16/17 Contracted general activity (UDA)	9,883
Carry forward general activity (UDA)	0
16/17 Contracted orthodontic activity (UOA)	0
Carry forward orthodontic activity (UOA)	0
Baseline contract value	£226,498.38

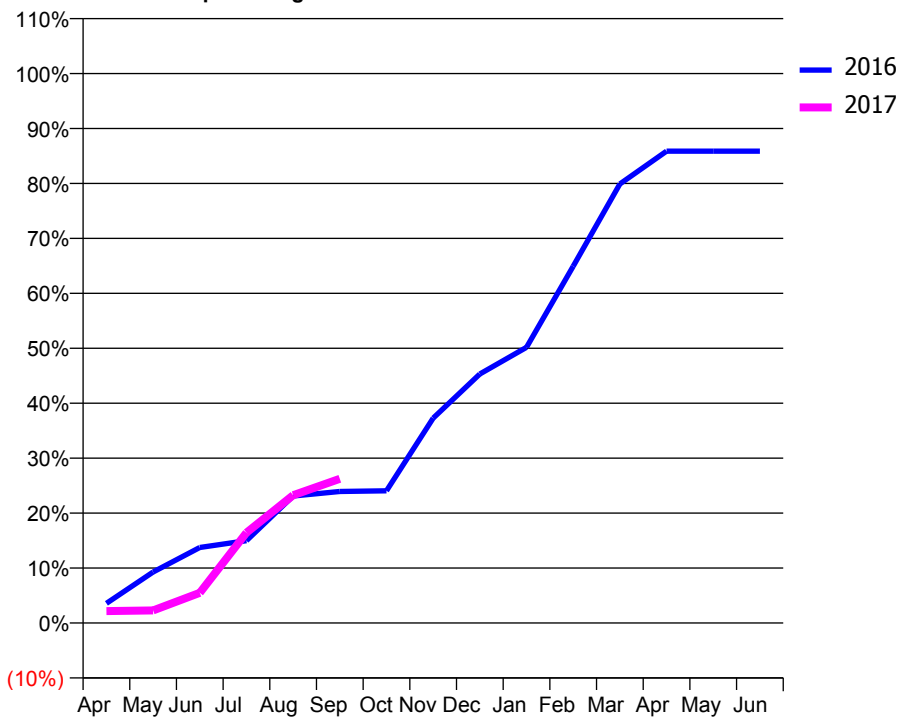
### ACCESS\*

Patients seen in 24 months	Total	Change since previous quarter
Quarter ending September 2015	2,185	
Quarter ending December 2015	2,259	↑
Quarter ending March 2016	2,582	↑
Quarter ending June 2016	2,617	→
Quarter ending September 2016	2,690	↑
<b>Variance since September 2015</b>	<b>23.1%</b>	<b>↑</b>



### ACTIVITY

**Cumulative percentage of contracted UDA delivered 2016 & 2017**



Month	Adjusted Scheduled Activity (UDA)	
	2016	2017
April	257	215
May	667	227
June	987	543
July	1,076	1,625
August	1,659	2,298
September	1,718	2,594
October	1,727	
November	2,678	
December	3,254	
January	3,602	
February	4,661	
March	5,737	
April	6,165	
May	6,165	
June	6,165	

### QUALITY

	Quantity	Base Number	Contract	AT	Region	England
% of FP17s for the same patient ID Re-attending within 3 months - Children	18	292	6.2%	10.3%	11.8%	12.4%
% of FP17s for the same patient ID Re-attending within 3 months - Adults	128	1,042	12.3%	15.1%	16.6%	16.7%
% of FP17s for the same patient ID Re-attending between 3 & 9 months - Children	117	292	40.1%	60.7%	60.2%	57.4%
% of FP17s for the same patient ID Re-attending between 3 & 9 months - Adults	387	1,042	37.1%	52.7%	52.0%	50.5%
% of FP17s for Band 1 Urgent Courses	119	1,150	10.3%	9.6%	9.4%	9.1%
% of FP17s Relating to Free Repair or Replacements	13	1,150	1.1%	0.7%	0.7%	0.8%
% of FP17s Relating to Continuations	4	1,150	0.3%	1.3%	1.2%	1.3%
% of Patients satisfied with the dentistry they have received	0	0	N/A	91.6%	93.6%	93.2%
% of Patients satisfied with the time they had to wait for an appointment	0	0	N/A	87.7%	89.1%	89.0%

\* This is based on patients treated on this contract for their most recent course of treatment. Figures in italics indicate the base number of FP17s or Patient Questionnaire responses are less than 100. N/A is shown where the base number of responses is less than 10 during the period. % is calculated as Quantity/Base number\*100

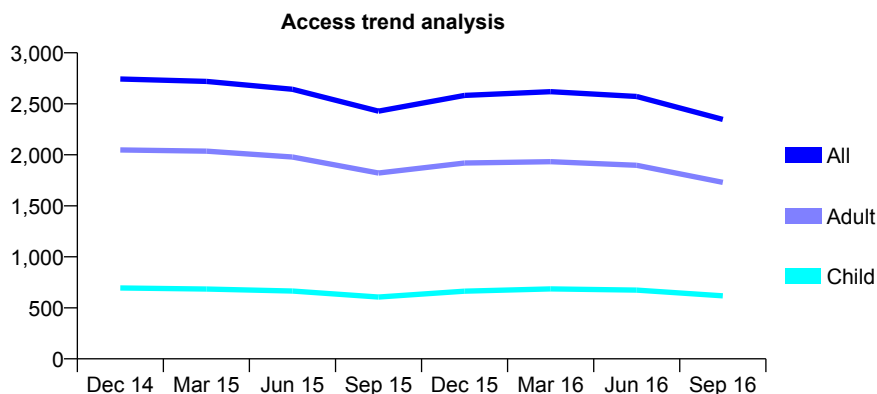
## Q70 - Vital Signs At a Glance Contract Report for 192317/0002 - September 2016

Name or company name	Smile Care Dorset Limited
Contract type name	GDS Contract
Purpose of contract	General
Contract start date	01/01/2013
Contract end date	

16/17 Contracted general activity (UDA)	7,000
Carry forward general activity (UDA)	0
16/17 Contracted orthodontic activity (UOA)	0
Carry forward orthodontic activity (UOA)	0
Baseline contract value	£151,015.67

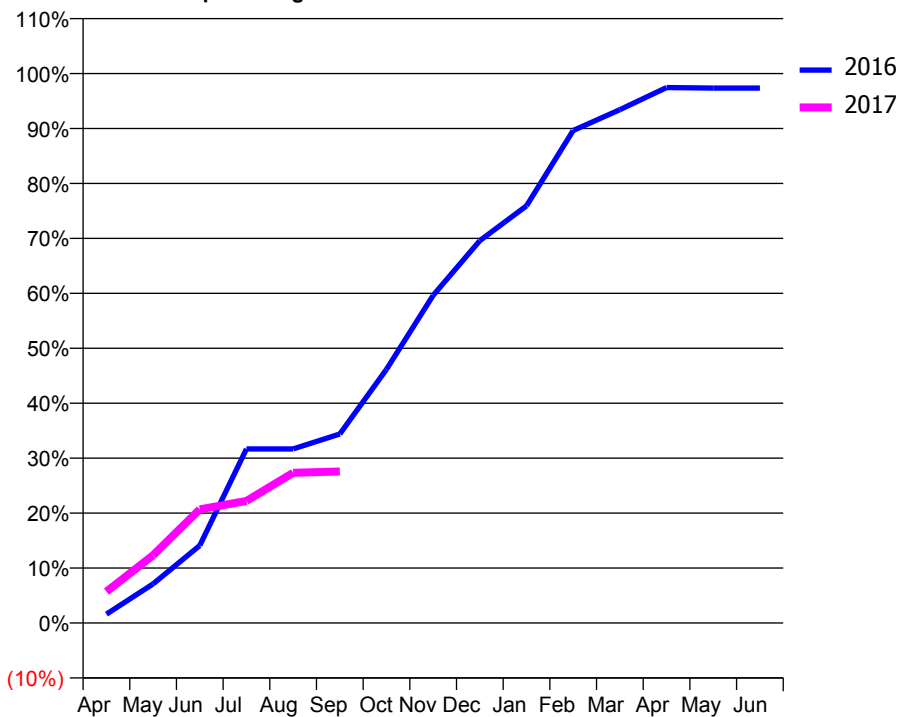
### ACCESS\*

Patients seen in 24 months	Total	Change since previous quarter
Quarter ending September 2015	2,428	
Quarter ending December 2015	2,583	↑
Quarter ending March 2016	2,619	→
Quarter ending June 2016	2,572	↓
Quarter ending September 2016	2,347	↓
<b>Variance since September 2015</b>	<b>(3.3%)</b>	<b>↓</b>



### ACTIVITY

Cumulative percentage of contracted UDA delivered 2016 & 2017



Adjusted Scheduled Activity (UDA)

Month	2016	2017
April	112	400
May	499	864
June	988	1,449
July	2,217	1,555
August	2,217	1,914
September	2,408	1,931
October	3,232	
November	4,175	
December	4,871	
January	5,315	
February	6,275	
March	6,539	
April	6,821	
May	6,815	
June	6,815	

### QUALITY

	Quantity	Base Number	Contract	AT	Region	England
% of FP17s for the same patient ID Re-attending within 3 months - Children	10	325	3.1%	10.3%	11.8%	12.4%
% of FP17s for the same patient ID Re-attending within 3 months - Adults	62	855	7.3%	15.1%	16.6%	16.7%
% of FP17s for the same patient ID Re-attending between 3 & 9 months - Children	129	325	39.7%	60.7%	60.2%	57.4%
% of FP17s for the same patient ID Re-attending between 3 & 9 months - Adults	331	855	38.7%	52.7%	52.0%	50.5%
% of FP17s for Band 1 Urgent Courses	13	928	1.4%	9.6%	9.4%	9.1%
% of FP17s Relating to Free Repair or Replacements	9	928	1.0%	0.7%	0.7%	0.8%
% of FP17s Relating to Continuations	1	928	0.1%	1.3%	1.2%	1.3%
% of Patients satisfied with the dentistry they have received	0	0	N/A	91.6%	93.6%	93.2%
% of Patients satisfied with the time they had to wait for an appointment	0	0	N/A	87.7%	89.1%	89.0%

\* This is based on patients treated on this contract for their most recent course of treatment. Figures in italics indicate the base number of FP17s or Patient Questionnaire responses are less than 100. N/A is shown where the base number of responses is less than 10 during the period. % is calculated as Quantity/Base number\*100

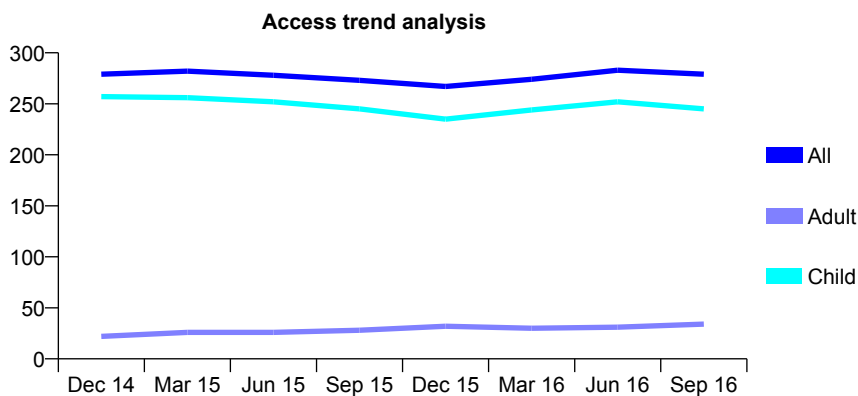
## Q70 - Vital Signs At a Glance Contract Report for 194085/0001 - September 2016

Name or company name	PEZO LTD
Contract type name	GDS Contract
Purpose of contract	General
Contract start date	01/02/2008
Contract end date	

16/17 Contracted general activity (UDA)	520
Carry forward general activity (UDA)	0
16/17 Contracted orthodontic activity (UOA)	0
Carry forward orthodontic activity (UOA)	0
Baseline contract value	£12,526.68

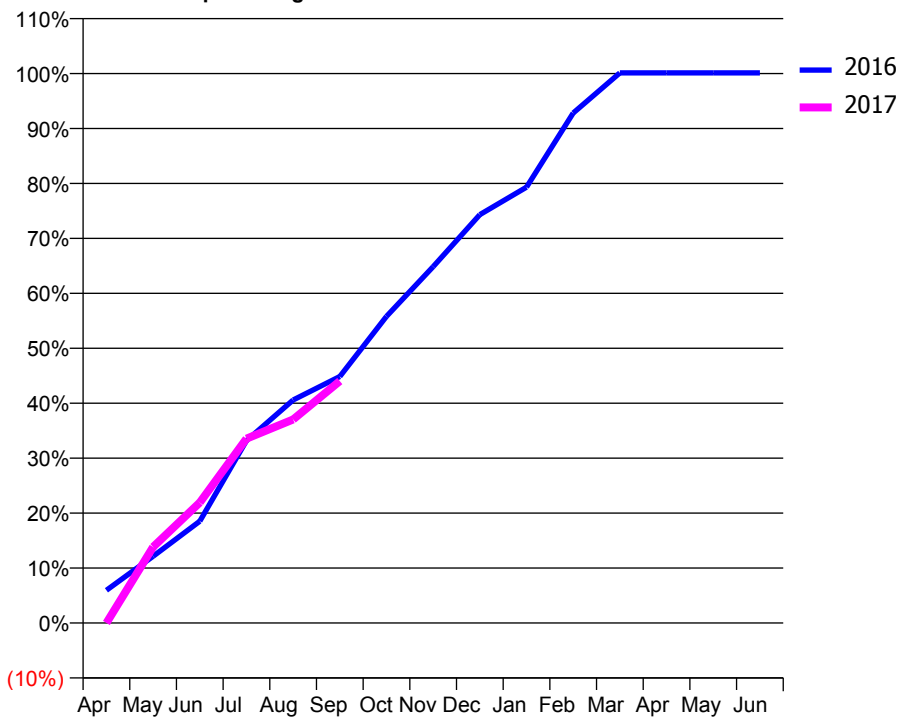
### ACCESS\*

Patients seen in 24 months	Total	Change since previous quarter
Quarter ending September 2015	273	
Quarter ending December 2015	267	↓
Quarter ending March 2016	274	↑
Quarter ending June 2016	283	↑
Quarter ending September 2016	279	↓
<b>Variance since September 2015</b>	<b>2.2%</b>	<b>↑</b>



### ACTIVITY

Cumulative percentage of contracted UDA delivered 2016 & 2017



Month	Adjusted Scheduled Activity (UDA)	
	2016	2017
April	31	0
May	63	72
June	96	114
July	173	174
August	211	193
September	233	229
October	290	
November	337	
December	386	
January	412	
February	483	
March	521	
April	521	
May	521	
June	521	

### QUALITY

	Quantity	Base Number	Contract	AT	Region	England
% of FP17s for the same patient ID Re-attending within 3 months - Children	6	172	3.5%	10.3%	11.8%	12.4%
% of FP17s for the same patient ID Re-attending within 3 months - Adults	0	10	0.0%	15.1%	16.6%	16.7%
% of FP17s for the same patient ID Re-attending between 3 & 9 months - Children	119	172	69.2%	60.7%	60.2%	57.4%
% of FP17s for the same patient ID Re-attending between 3 & 9 months - Adults	6	10	60.0%	52.7%	52.0%	50.5%
% of FP17s for Band 1 Urgent Courses	5	180	2.8%	9.6%	9.4%	9.1%
% of FP17s Relating to Free Repair or Replacements	0	180	0.0%	0.7%	0.7%	0.8%
% of FP17s Relating to Continuations	3	180	1.7%	1.3%	1.2%	1.3%
% of Patients satisfied with the dentistry they have received	0	0	N/A	91.6%	93.6%	93.2%
% of Patients satisfied with the time they had to wait for an appointment	0	0	N/A	87.7%	89.1%	89.0%

\* This is based on patients treated on this contract for their most recent course of treatment. Figures in italics indicate the base number of FP17s or Patient Questionnaire responses are less than 100. N/A is shown where the base number of responses is less than 10 during the period. % is calculated as Quantity/Base number\*100



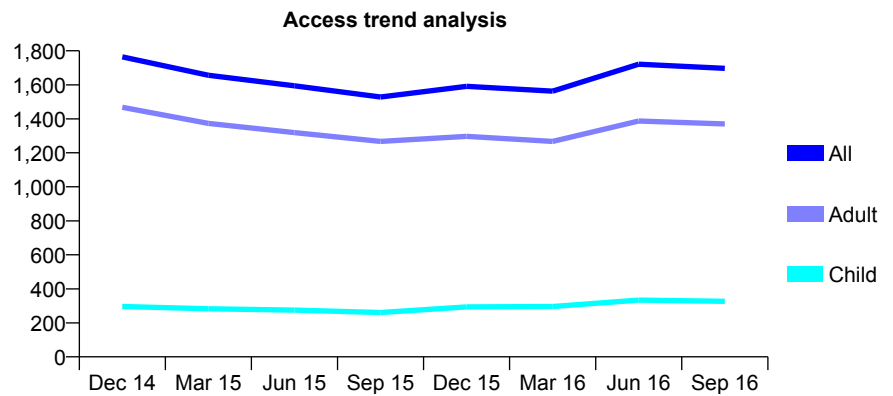
## Q70 - Vital Signs At a Glance Contract Report for 194158/0001 - September 2016

Name or company name	Mrs DS Banuri
Contract type name	GDS Contract
Purpose of contract	General
Contract start date	01/04/2011
Contract end date	

16/17 Contracted general activity (UDA)	8,000
Carry forward general activity (UDA)	0
16/17 Contracted orthodontic activity (UOA)	0
Carry forward orthodontic activity (UOA)	0
Baseline contract value	£163,265.62

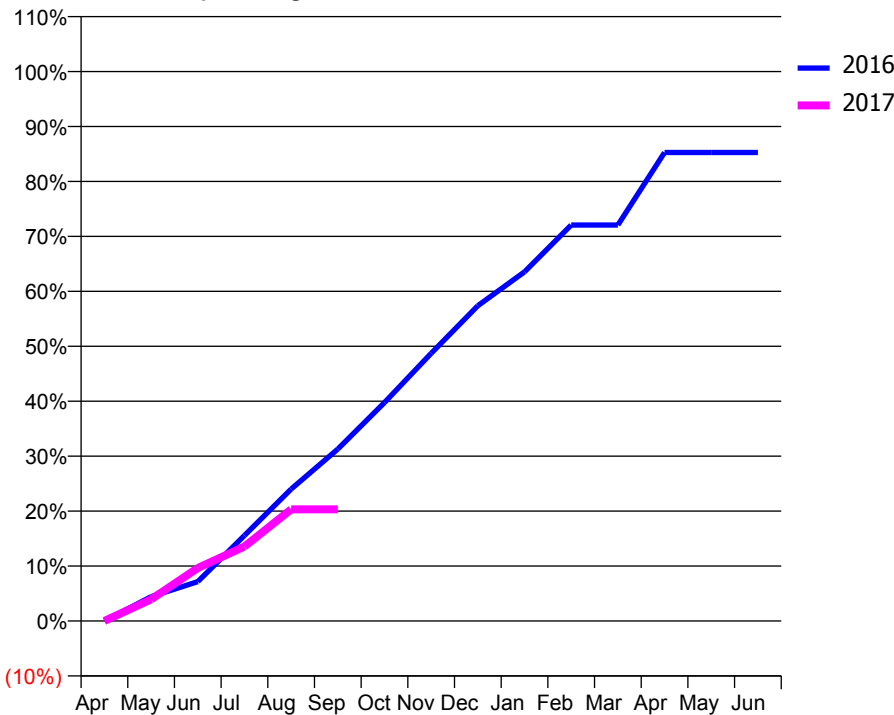
### ACCESS\*

Patients seen in 24 months	Total	Change since previous quarter
Quarter ending September 2015	1,528	
Quarter ending December 2015	1,591	↑
Quarter ending March 2016	1,563	↓
Quarter ending June 2016	1,721	↑
Quarter ending September 2016	1,697	↓
<b>Variance since September 2015</b>	<b>11.1%</b>	<b>↑</b>



### ACTIVITY

Cumulative percentage of contracted UDA delivered 2016 & 2017



Month	Adjusted Scheduled Activity (UDA)	
	2016	2017
April	0	0
May	355	316
June	574	771
July	1,246	1,084
August	1,921	1,627
September	2,503	1,627
October	3,181	
November	3,896	
December	4,591	
January	5,083	
February	5,765	
March	5,765	
April	6,821	
May	6,821	
June	6,821	

### QUALITY

	Quantity	Base Number	Contract	AT	Region	England
% of FP17s for the same patient ID Re-attending within 3 months - Children	17	234	7.3%	10.3%	11.8%	12.4%
% of FP17s for the same patient ID Re-attending within 3 months - Adults	90	861	10.5%	15.1%	16.6%	16.7%
% of FP17s for the same patient ID Re-attending between 3 & 9 months - Children	124	234	53.0%	60.7%	60.2%	57.4%
% of FP17s for the same patient ID Re-attending between 3 & 9 months - Adults	410	861	47.6%	52.7%	52.0%	50.5%
% of FP17s for Band 1 Urgent Courses	18	698	2.6%	9.6%	9.4%	9.1%
% of FP17s Relating to Free Repair or Replacements	0	698	0.0%	0.7%	0.7%	0.8%
% of FP17s Relating to Continuations	19	698	2.7%	1.3%	1.2%	1.3%
% of Patients satisfied with the dentistry they have received	0	0	N/A	91.6%	93.6%	93.2%
% of Patients satisfied with the time they had to wait for an appointment	0	0	N/A	87.7%	89.1%	89.0%

\* This is based on patients treated on this contract for their most recent course of treatment. Figures in italics indicate the base number of FP17s or Patient Questionnaire responses are less than 100. N/A is shown where the base number of responses is less than 10 during the period. % is calculated as Quantity/Base number\*100

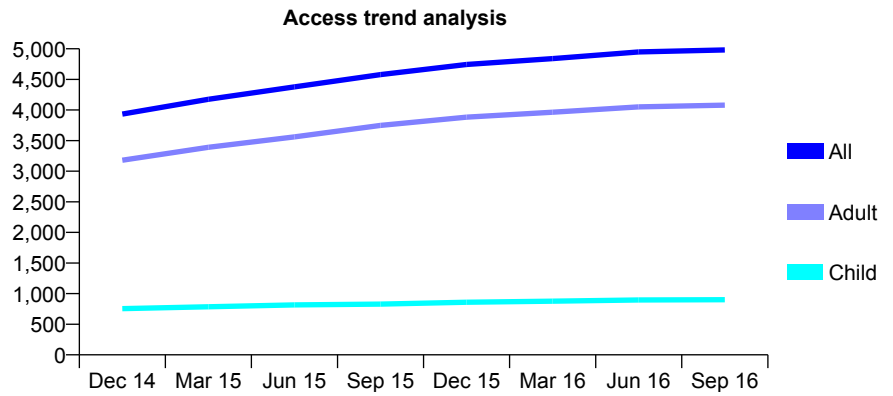
## Q70 - Vital Signs At a Glance Contract Report for 194808/0001 - September 2016

Name or company name	Paul Bester and Forbes Watson Limited Lia
Contract type name	GDS Contract
Purpose of contract	General
Contract start date	01/07/2013
Contract end date	

16/17 Contracted general activity (UDA)	19,000
Carry forward general activity (UDA)	0
16/17 Contracted orthodontic activity (UOA)	0
Carry forward orthodontic activity (UOA)	0
Baseline contract value	£445,955.79

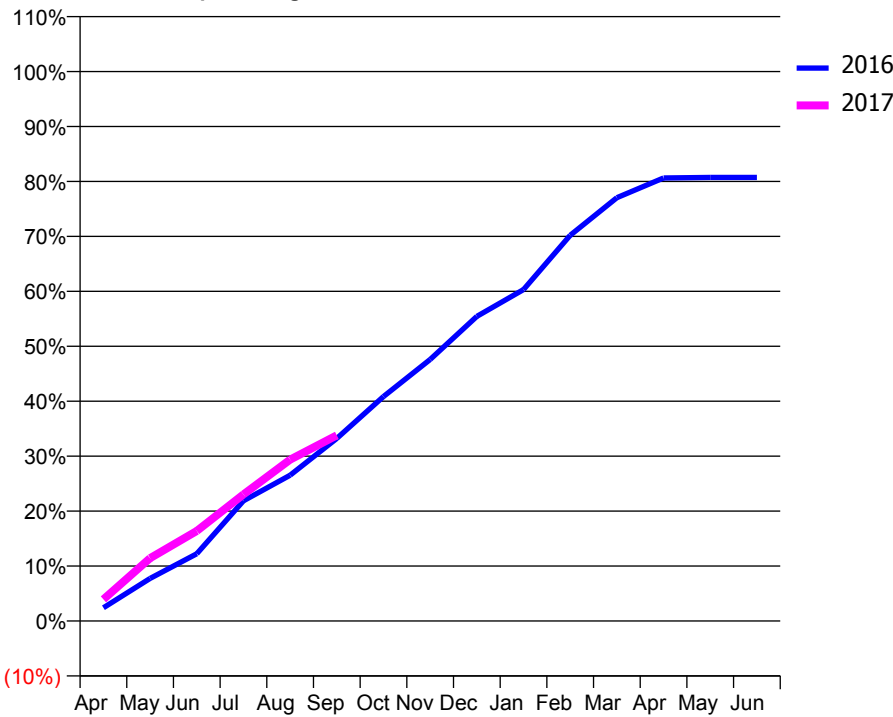
### ACCESS\*

Patients seen in 24 months	Total	Change since previous quarter
Quarter ending September 2015	4,578	
Quarter ending December 2015	4,743	↑
Quarter ending March 2016	4,839	↑
Quarter ending June 2016	4,948	↑
Quarter ending September 2016	4,981	→
<b>Variance since September 2015</b>	<b>8.8%</b>	<b>↑</b>



### ACTIVITY

Cumulative percentage of contracted UDA delivered 2016 & 2017



Month	Adjusted Scheduled Activity (UDA)	
	2016	2017
April	458	751
May	1,474	2,173
June	2,324	3,114
July	4,157	4,379
August	5,040	5,582
September	6,314	6,422
October	7,760	
November	9,043	
December	10,534	
January	11,462	
February	13,338	
March	14,635	
April	15,319	
May	15,335	
June	15,336	

### QUALITY

	Quantity	Base Number	Contract	AT	Region	England
% of FP17s for the same patient ID Re-attending within 3 months - Children	62	597	10.4%	10.3%	11.8%	12.4%
% of FP17s for the same patient ID Re-attending within 3 months - Adults	578	2,995	19.3%	15.1%	16.6%	16.7%
% of FP17s for the same patient ID Re-attending between 3 & 9 months - Children	369	597	61.8%	60.7%	60.2%	57.4%
% of FP17s for the same patient ID Re-attending between 3 & 9 months - Adults	1,657	2,995	55.3%	52.7%	52.0%	50.5%
% of FP17s for Band 1 Urgent Courses	148	3,257	4.5%	9.6%	9.4%	9.1%
% of FP17s Relating to Free Repair or Replacements	46	3,257	1.4%	0.7%	0.7%	0.8%
% of FP17s Relating to Continuations	73	3,257	2.2%	1.3%	1.2%	1.3%
% of Patients satisfied with the dentistry they have received	1	2	N/A	91.6%	93.6%	93.2%
% of Patients satisfied with the time they had to wait for an appointment	1	2	N/A	87.7%	89.1%	89.0%

\* This is based on patients treated on this contract for their most recent course of treatment. Figures in italics indicate the base number of FP17s or Patient Questionnaire responses are less than 100. N/A is shown where the base number of responses is less than 10 during the period. % is calculated as Quantity/Base number\*100

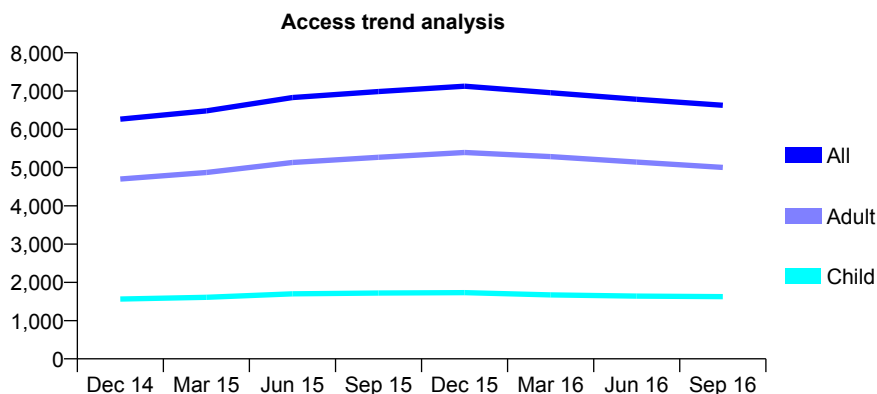
## Q70 - Vital Signs At a Glance Contract Report for 195871/0001 - September 2016

Name or company name	Relaxedental (dental practice and laborator
Contract type name	GDS Contract
Purpose of contract	General
Contract start date	01/04/2012
Contract end date	

16/17 Contracted general activity (UDA)	19,090
Carry forward general activity (UDA)	2
16/17 Contracted orthodontic activity (UOA)	0
Carry forward orthodontic activity (UOA)	0
Baseline contract value	£533,232.95

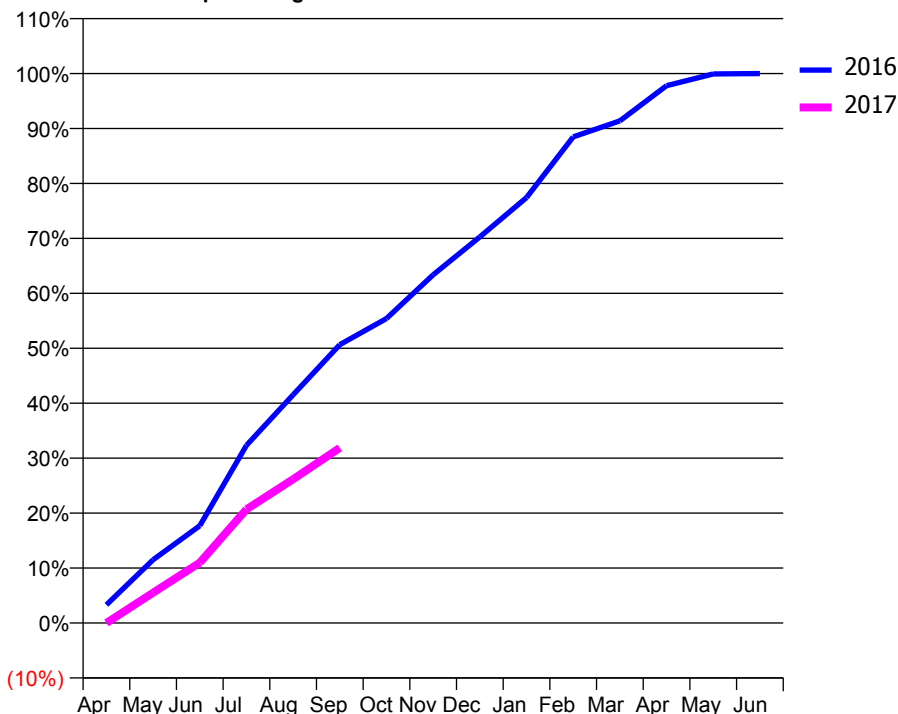
### ACCESS\*

Patients seen in 24 months	Total	Change since previous quarter
Quarter ending September 2015	6,989	
Quarter ending December 2015	7,126	→
Quarter ending March 2016	6,957	↓
Quarter ending June 2016	6,784	↓
Quarter ending September 2016	6,629	↓
<b>Variance since September 2015</b>	<b>(5.2%)</b>	<b>↓</b>



### ACTIVITY

Cumulative percentage of contracted UDA delivered 2016 & 2017



Month	Adjusted Scheduled Activity (UDA)	
	2016	2017
April	630	-2
May	2,199	1,054
June	3,380	2,094
July	6,172	3,951
August	7,927	4,996
September	9,672	6,083
October	10,579	
November	12,096	
December	13,415	
January	14,781	
February	16,889	
March	17,446	
April	18,667	
May	19,076	
June	19,088	

### QUALITY

	Quantity	Base Number	Contract	AT	Region	England
% of FP17s for the same patient ID Re-attending within 3 months - Children	77	1,038	7.4%	10.3%	11.8%	12.4%
% of FP17s for the same patient ID Re-attending within 3 months - Adults	579	3,094	18.7%	15.1%	16.6%	16.7%
% of FP17s for the same patient ID Re-attending between 3 & 9 months - Children	581	1,038	56.0%	60.7%	60.2%	57.4%
% of FP17s for the same patient ID Re-attending between 3 & 9 months - Adults	1,650	3,094	53.3%	52.7%	52.0%	50.5%
% of FP17s for Band 1 Urgent Courses	300	3,015	10.0%	9.6%	9.4%	9.1%
% of FP17s Relating to Free Repair or Replacements	25	3,015	0.8%	0.7%	0.7%	0.8%
% of FP17s Relating to Continuations	89	3,015	3.0%	1.3%	1.2%	1.3%
% of Patients satisfied with the dentistry they have received	6	7	N/A	91.6%	93.6%	93.2%
% of Patients satisfied with the time they had to wait for an appointment	5	7	N/A	87.7%	89.1%	89.0%

\* This is based on patients treated on this contract for their most recent course of treatment. Figures in italics indicate the base number of FP17s or Patient Questionnaire responses are less than 100. N/A is shown where the base number of responses is less than 10 during the period. % is calculated as Quantity/Base number\*100

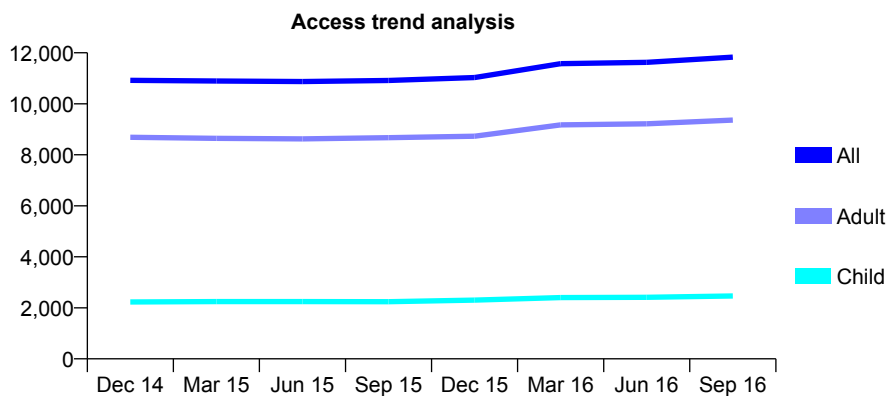
## Q70 - Vital Signs At a Glance Contract Report for 195901/0001 - September 2016

Name or company name	Dr Anushika Brogan
Contract type name	GDS Contract
Purpose of contract	General
Contract start date	08/09/2007
Contract end date	

16/17 Contracted general activity (UDA)	29,887
Carry forward general activity (UDA)	1,122
16/17 Contracted orthodontic activity (UOA)	0
Carry forward orthodontic activity (UOA)	0
Baseline contract value	£778,837.96

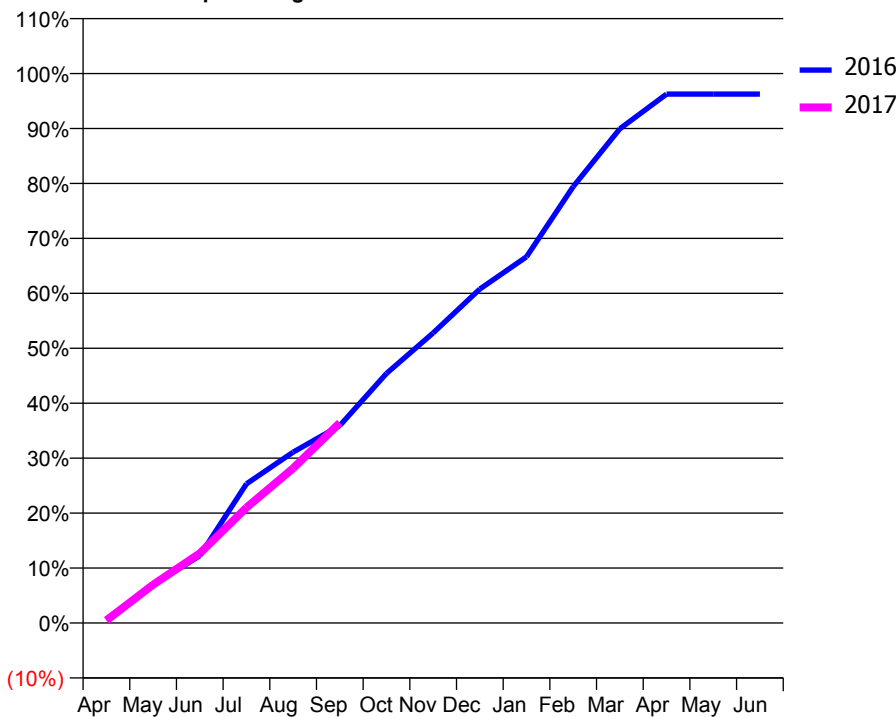
### ACCESS\*

Patients seen in 24 months	Total	Change since previous quarter
Quarter ending September 2015	10,916	
Quarter ending December 2015	11,030	→
Quarter ending March 2016	11,576	↑
Quarter ending June 2016	11,628	→
Quarter ending September 2016	11,828	→
<b>Variance since September 2015</b>	<b>8.4%</b>	<b>↑</b>



### ACTIVITY

Cumulative percentage of contracted UDA delivered 2016 & 2017



Month	Adjusted Scheduled Activity (UDA)	
	2016	2017
April	221	142
May	2,086	2,088
June	3,656	3,792
July	7,565	6,281
August	9,294	8,420
September	10,739	10,892
October	13,572	
November	15,777	
December	18,168	
January	19,917	
February	23,734	
March	26,884	
April	28,771	
May	28,764	
June	28,764	

### QUALITY

	Quantity	Base Number	Contract	AT	Region	England
% of FP17s for the same patient ID Re-attending within 3 months - Children	115	1,901	6.0%	10.3%	11.8%	12.4%
% of FP17s for the same patient ID Re-attending within 3 months - Adults	717	6,031	11.9%	15.1%	16.6%	16.7%
% of FP17s for the same patient ID Re-attending between 3 & 9 months - Children	1,212	1,901	63.8%	60.7%	60.2%	57.4%
% of FP17s for the same patient ID Re-attending between 3 & 9 months - Adults	2,619	6,031	43.4%	52.7%	52.0%	50.5%
% of FP17s for Band 1 Urgent Courses	792	6,936	11.4%	9.6%	9.4%	9.1%
% of FP17s Relating to Free Repair or Replacements	41	6,936	0.6%	0.7%	0.7%	0.8%
% of FP17s Relating to Continuations	29	6,936	0.4%	1.3%	1.2%	1.3%
% of Patients satisfied with the dentistry they have received	8	8	N/A	91.6%	93.6%	93.2%
% of Patients satisfied with the time they had to wait for an appointment	8	8	N/A	87.7%	89.1%	89.0%

\* This is based on patients treated on this contract for their most recent course of treatment. Figures in italics indicate the base number of FP17s or Patient Questionnaire responses are less than 100. N/A is shown where the base number of responses is less than 10 during the period. % is calculated as Quantity/Base number\*100

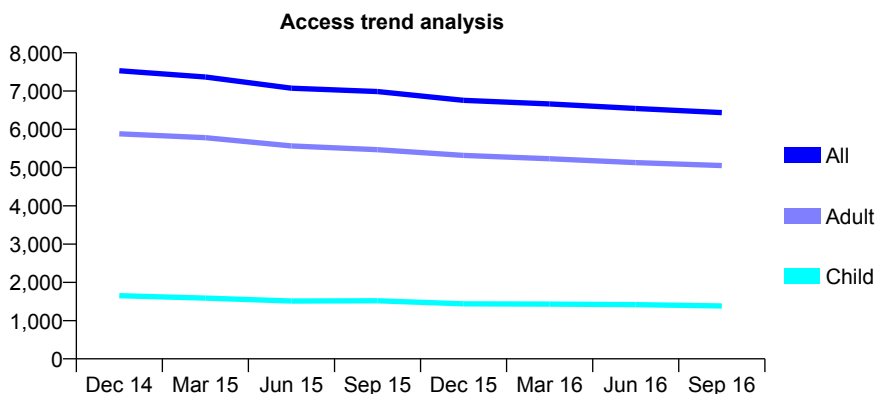
## Q70 - Vital Signs At a Glance Contract Report for 196398/0001 - September 2016

Name or company name	Mazdak Eyrumlu & Azad Eyrumlu
Contract type name	GDS Contract
Purpose of contract	General
Contract start date	01/12/2010
Contract end date	

16/17 Contracted general activity (UDA)	21,600
Carry forward general activity (UDA)	-16
16/17 Contracted orthodontic activity (UOA)	0
Carry forward orthodontic activity (UOA)	0
Baseline contract value	£638,522.78

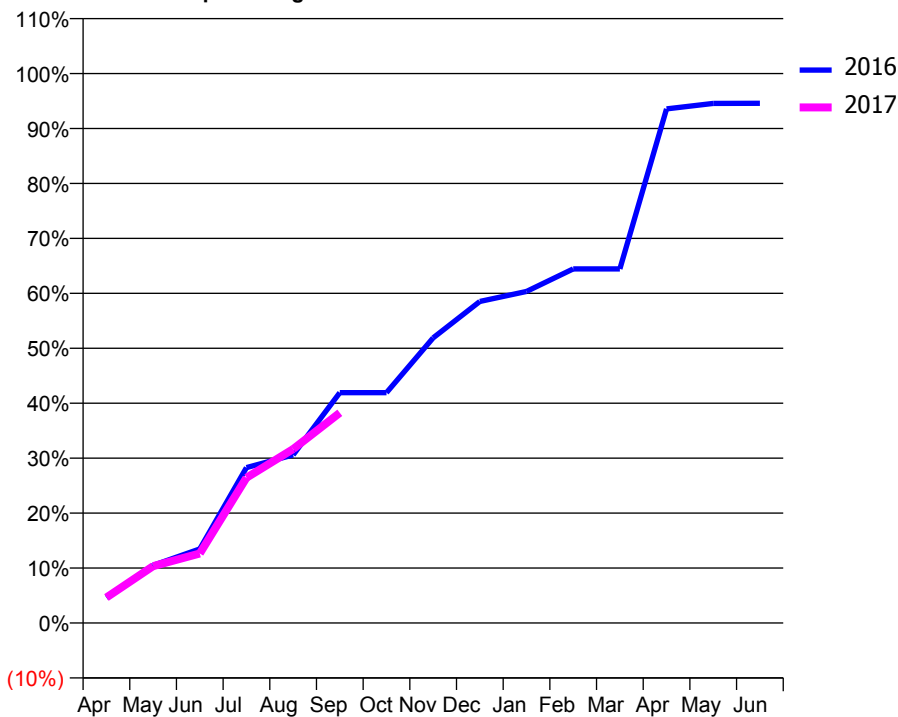
### ACCESS\*

Patients seen in 24 months	Total	Change since previous quarter
Quarter ending September 2015	6,988	
Quarter ending December 2015	6,756	↓
Quarter ending March 2016	6,664	↓
Quarter ending June 2016	6,545	↓
Quarter ending September 2016	6,435	↓
<b>Variance since September 2015</b>	<b>(7.9%)</b>	<b>↓</b>



### ACTIVITY

Cumulative percentage of contracted UDA delivered 2016 & 2017



Adjusted Scheduled Activity (UDA)

Month	2016	2017
April	999	1,002
May	2,269	2,235
June	2,913	2,733
July	6,109	5,713
August	6,607	6,836
September	9,056	8,262
October	9,056	
November	11,208	
December	12,638	
January	13,033	
February	13,919	
March	13,919	
April	20,207	
May	20,423	
June	20,429	

### QUALITY

	Quantity	Base Number	Contract	AT	Region	England
% of FP17s for the same patient ID Re-attending within 3 months - Children	95	1,346	7.1%	10.3%	11.8%	12.4%
% of FP17s for the same patient ID Re-attending within 3 months - Adults	860	5,145	16.7%	15.1%	16.6%	16.7%
% of FP17s for the same patient ID Re-attending between 3 & 9 months - Children	743	1,346	55.2%	60.7%	60.2%	57.4%
% of FP17s for the same patient ID Re-attending between 3 & 9 months - Adults	2,572	5,145	50.0%	52.7%	52.0%	50.5%
% of FP17s for Band 1 Urgent Courses	591	3,823	15.5%	9.6%	9.4%	9.1%
% of FP17s Relating to Free Repair or Replacements	38	3,823	1.0%	0.7%	0.7%	0.8%
% of FP17s Relating to Continuations	98	3,823	2.6%	1.3%	1.2%	1.3%
% of Patients satisfied with the dentistry they have received	1	1	N/A	91.6%	93.6%	93.2%
% of Patients satisfied with the time they had to wait for an appointment	1	1	N/A	87.7%	89.1%	89.0%

\* This is based on patients treated on this contract for their most recent course of treatment. Figures in italics indicate the base number of FP17s or Patient Questionnaire responses are less than 100. N/A is shown where the base number of responses is less than 10 during the period. % is calculated as Quantity/Base number\*100

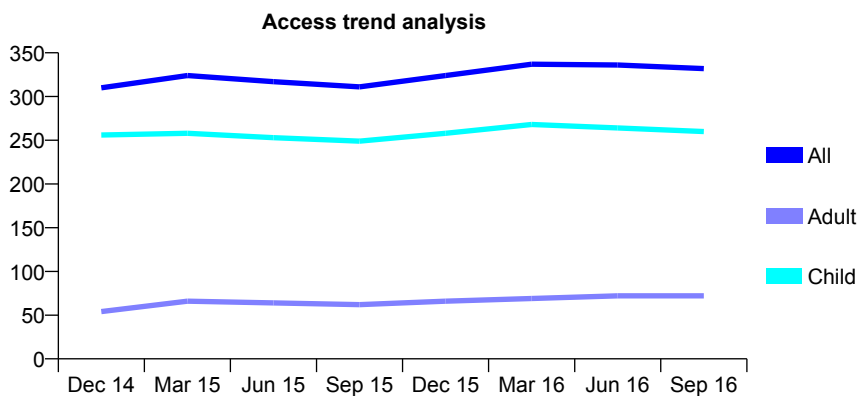
## Q70 - Vital Signs At a Glance Contract Report for 197556/0001 - September 2016

Name or company name	Mr M Sehat
Contract type name	GDS Contract
Purpose of contract	General
Contract start date	15/09/2010
Contract end date	

16/17 Contracted general activity (UDA)	480
Carry forward general activity (UDA)	15
16/17 Contracted orthodontic activity (UOA)	0
Carry forward orthodontic activity (UOA)	0
Baseline contract value	£12,159.29

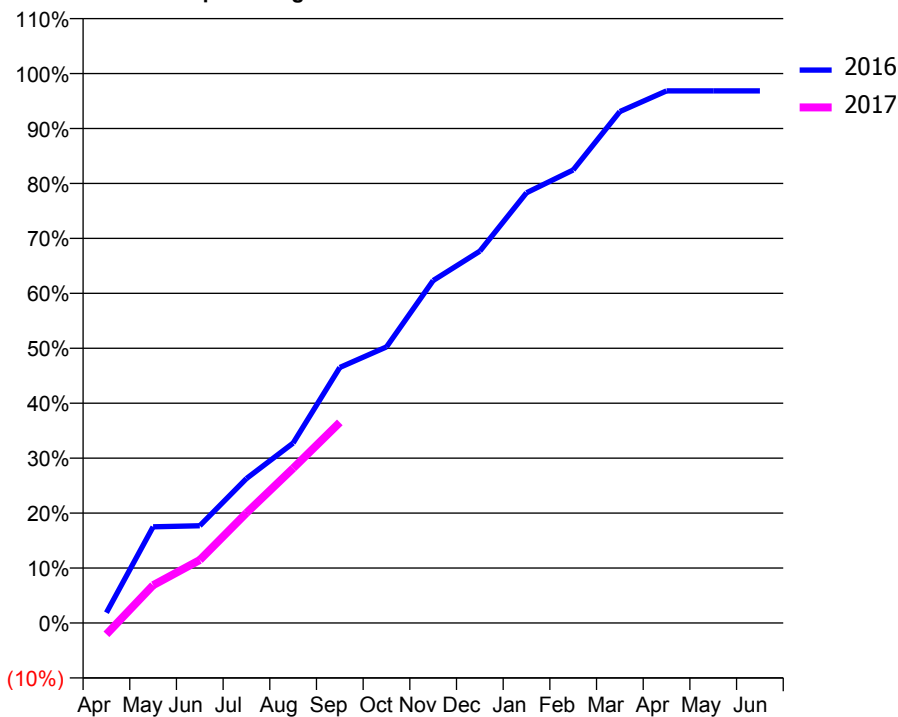
### ACCESS\*

Patients seen in 24 months	Total	Change since previous quarter
Quarter ending September 2015	311	
Quarter ending December 2015	324	↑
Quarter ending March 2016	337	↑
Quarter ending June 2016	336	→
Quarter ending September 2016	332	↓
<b>Variance since September 2015</b>	<b>6.8%</b>	<b>↑</b>



### ACTIVITY

Cumulative percentage of contracted UDA delivered 2016 & 2017



Month	Adjusted Scheduled Activity (UDA)	
	2016	2017
April	9	-10
May	84	33
June	85	55
July	126	96
August	157	135
September	223	175
October	241	
November	299	
December	325	
January	376	
February	396	
March	447	
April	465	
May	465	
June	465	

### QUALITY

	Quantity	Base Number	Contract	AT	Region	England
% of FP17s for the same patient ID Re-attending within 3 months - Children	3	145	2.1%	10.3%	11.8%	12.4%
% of FP17s for the same patient ID Re-attending within 3 months - Adults	2	15	13.3%	15.1%	16.6%	16.7%
% of FP17s for the same patient ID Re-attending between 3 & 9 months - Children	84	145	57.9%	60.7%	60.2%	57.4%
% of FP17s for the same patient ID Re-attending between 3 & 9 months - Adults	5	15	33.3%	52.7%	52.0%	50.5%
% of FP17s for Band 1 Urgent Courses	1	142	0.7%	9.6%	9.4%	9.1%
% of FP17s Relating to Free Repair or Replacements	0	142	0.0%	0.7%	0.7%	0.8%
% of FP17s Relating to Continuations	0	142	0.0%	1.3%	1.2%	1.3%
% of Patients satisfied with the dentistry they have received	0	0	N/A	91.6%	93.6%	93.2%
% of Patients satisfied with the time they had to wait for an appointment	0	0	N/A	87.7%	89.1%	89.0%

\* This is based on patients treated on this contract for their most recent course of treatment. Figures in italics indicate the base number of FP17s or Patient Questionnaire responses are less than 100. N/A is shown where the base number of responses is less than 10 during the period. % is calculated as Quantity/Base number\*100

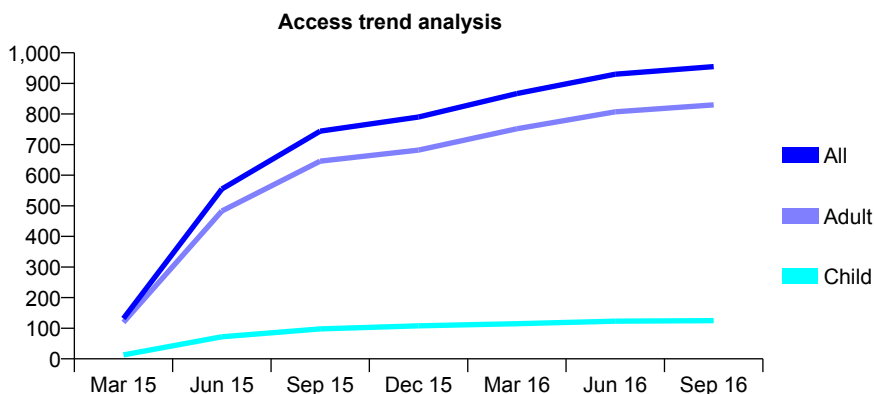
## Q70 - Vital Signs At a Glance Contract Report for 198528/0001 - September 2016

Name or company name	Littlemoor Dental Surgery
Contract type name	GDS Contract
Purpose of contract	General
Contract start date	02/01/2015
Contract end date	

16/17 Contracted general activity (UDA)	4,717
Carry forward general activity (UDA)	0
16/17 Contracted orthodontic activity (UOA)	0
Carry forward orthodontic activity (UOA)	0
Baseline contract value	£112,503.22

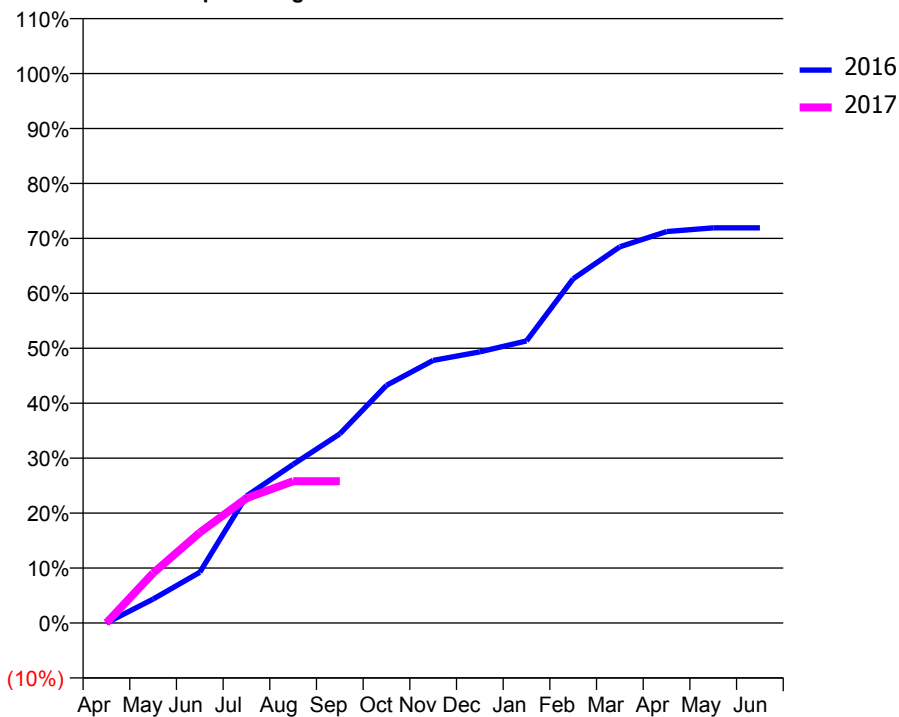
### ACCESS\*

Patients seen in 24 months	Total	Change since previous quarter
Quarter ending September 2015	744	
Quarter ending December 2015	790	↑
Quarter ending March 2016	867	↑
Quarter ending June 2016	930	↑
Quarter ending September 2016	955	↑
<b>Variance since September 2015</b>	<b>28.4%</b>	<b>↑</b>



### ACTIVITY

Cumulative percentage of contracted UDA delivered 2016 & 2017



Month	Adjusted Scheduled Activity (UDA)	
	2016	2017
April	0	0
May	205	429
June	435	777
July	1,090	1,072
August	1,362	1,217
September	1,623	1,217
October	2,041	
November	2,255	
December	2,328	
January	2,422	
February	2,955	
March	3,230	
April	3,361	
May	3,392	
June	3,392	

### QUALITY

	Quantity	Base Number	Contract	AT	Region	England
% of FP17s for the same patient ID Re-attending within 3 months - Children	4	65	6.2%	10.3%	11.8%	12.4%
% of FP17s for the same patient ID Re-attending within 3 months - Adults	86	405	21.2%	15.1%	16.6%	16.7%
% of FP17s for the same patient ID Re-attending between 3 & 9 months - Children	32	65	49.2%	60.7%	60.2%	57.4%
% of FP17s for the same patient ID Re-attending between 3 & 9 months - Adults	168	405	41.5%	52.7%	52.0%	50.5%
% of FP17s for Band 1 Urgent Courses	74	421	17.6%	9.6%	9.4%	9.1%
% of FP17s Relating to Free Repair or Replacements	8	421	1.9%	0.7%	0.7%	0.8%
% of FP17s Relating to Continuations	2	421	0.5%	1.3%	1.2%	1.3%
% of Patients satisfied with the dentistry they have received	1	1	N/A	91.6%	93.6%	93.2%
% of Patients satisfied with the time they had to wait for an appointment	0	1	N/A	87.7%	89.1%	89.0%

\* This is based on patients treated on this contract for their most recent course of treatment. Figures in italics indicate the base number of FP17s or Patient Questionnaire responses are less than 100. N/A is shown where the base number of responses is less than 10 during the period. % is calculated as Quantity/Base number\*100



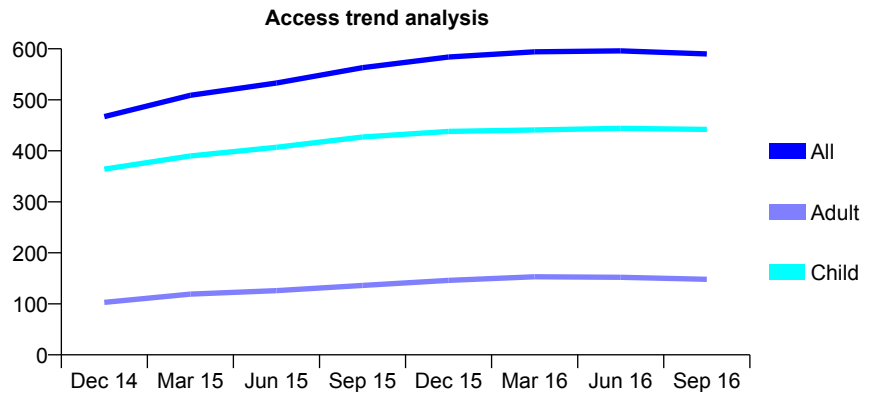
## Q70 - Vital Signs At a Glance Contract Report for 198714/0001 - September 2016

Name or company name	Dr Uzma Rashid Ahmed
Contract type name	GDS Contract
Purpose of contract	General
Contract start date	01/05/2014
Contract end date	

16/17 Contracted general activity (UDA)	1,462
Carry forward general activity (UDA)	0
16/17 Contracted orthodontic activity (UOA)	0
Carry forward orthodontic activity (UOA)	0
Baseline contract value	£36,925.70

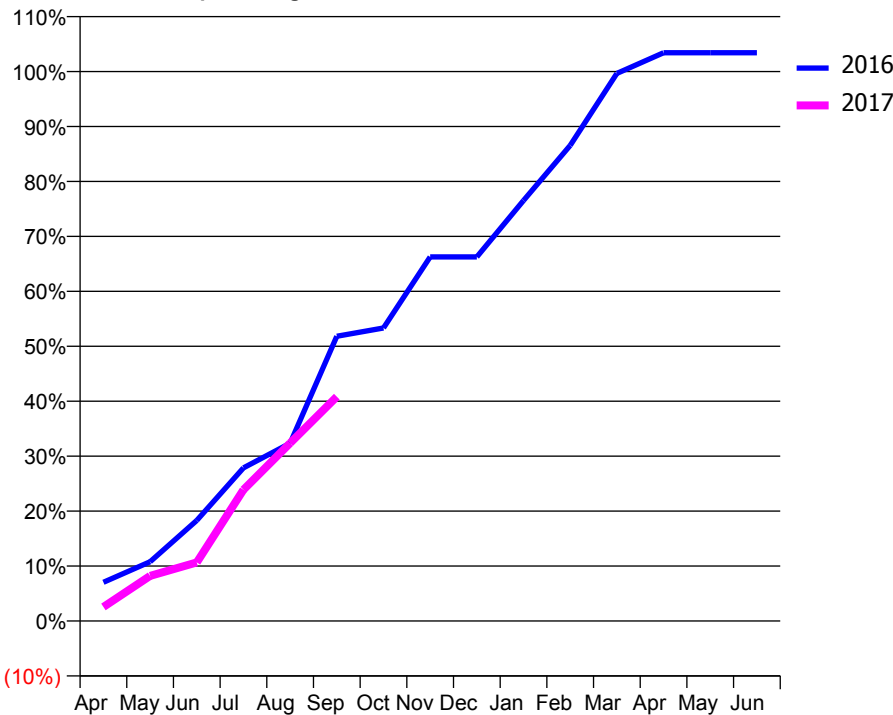
### ACCESS\*

Patients seen in 24 months	Total	Change since previous quarter
Quarter ending September 2015	563	
Quarter ending December 2015	584	↑
Quarter ending March 2016	594	→
Quarter ending June 2016	596	→
Quarter ending September 2016	590	↓
<b>Variance since September 2015</b>	<b>4.8%</b>	<b>↑</b>



### ACTIVITY

Cumulative percentage of contracted UDA delivered 2016 & 2017



Adjusted Scheduled Activity (UDA)		
Month	2016	2017
April	103	37
May	158	120
June	268	156
July	408	349
August	473	473
September	758	597
October	780	
November	969	
December	969	
January	1,119	
February	1,265	
March	1,457	
April	1,512	
May	1,512	
June	1,512	

### QUALITY

	Quantity	Base Number	Contract	AT	Region	England
% of FP17s for the same patient ID Re-attending within 3 months - Children	31	375	8.3%	10.3%	11.8%	12.4%
% of FP17s for the same patient ID Re-attending within 3 months - Adults	16	86	18.6%	15.1%	16.6%	16.7%
% of FP17s for the same patient ID Re-attending between 3 & 9 months - Children	253	375	67.5%	60.7%	60.2%	57.4%
% of FP17s for the same patient ID Re-attending between 3 & 9 months - Adults	52	86	60.5%	52.7%	52.0%	50.5%
% of FP17s for Band 1 Urgent Courses	20	421	4.8%	9.6%	9.4%	9.1%
% of FP17s Relating to Free Repair or Replacements	0	421	0.0%	0.7%	0.7%	0.8%
% of FP17s Relating to Continuations	7	421	1.7%	1.3%	1.2%	1.3%
% of Patients satisfied with the dentistry they have received	0	0	N/A	91.6%	93.6%	93.2%
% of Patients satisfied with the time they had to wait for an appointment	0	0	N/A	87.7%	89.1%	89.0%

\* This is based on patients treated on this contract for their most recent course of treatment. Figures in italics indicate the base number of FP17s or Patient Questionnaire responses are less than 100. N/A is shown where the base number of responses is less than 10 during the period. % is calculated as Quantity/Base number\*100

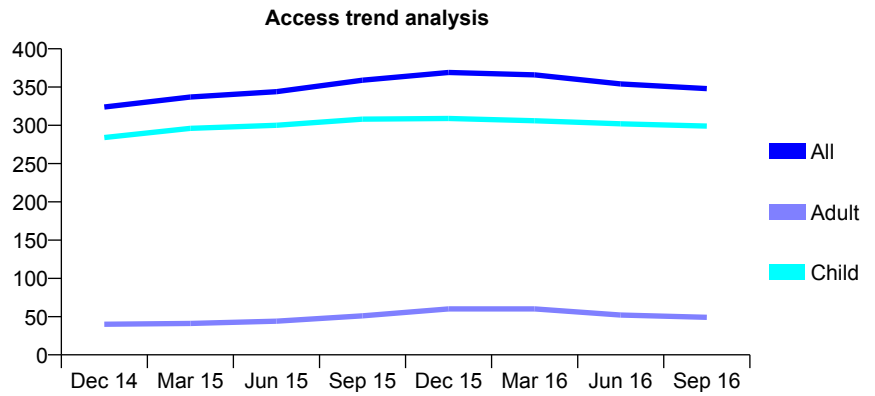
## Q70 - Vital Signs At a Glance Contract Report for 198870/0001 - September 2016

Name or company name	Brown Henning Partnership
Contract type name	GDS Contract
Purpose of contract	General
Contract start date	01/01/2014
Contract end date	

16/17 Contracted general activity (UDA)	800
Carry forward general activity (UDA)	15
16/17 Contracted orthodontic activity (UOA)	0
Carry forward orthodontic activity (UOA)	0
Baseline contract value	£20,282.54

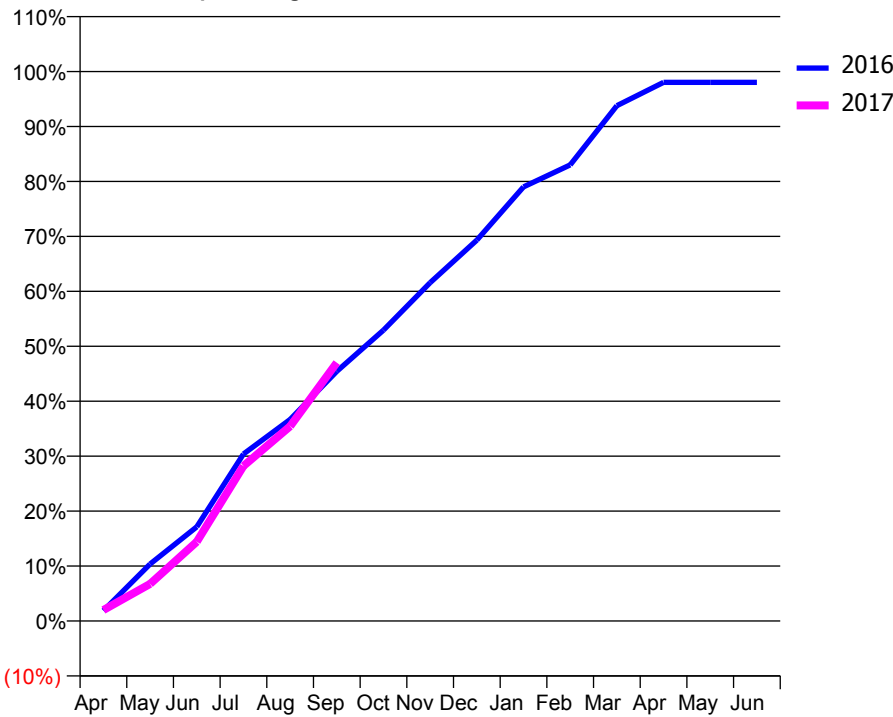
### ACCESS\*

Patients seen in 24 months	Total	Change since previous quarter
Quarter ending September 2015	359	
Quarter ending December 2015	369	↑
Quarter ending March 2016	366	→
Quarter ending June 2016	354	↓
Quarter ending September 2016	348	↓
<b>Variance since September 2015</b>	<b>(3.1%)</b>	<b>↓</b>



### ACTIVITY

Cumulative percentage of contracted UDA delivered 2016 & 2017



Month	Adjusted Scheduled Activity (UDA)	
	2016	2017
April	15	16
May	83	54
June	137	115
July	243	226
August	293	284
September	364	376
October	424	
November	493	
December	555	
January	632	
February	664	
March	750	
April	784	
May	784	
June	784	

### QUALITY

	Quantity	Base Number	Contract	AT	Region	England
% of FP17s for the same patient ID Re-attending within 3 months - Children	16	284	5.6%	10.3%	11.8%	12.4%
% of FP17s for the same patient ID Re-attending within 3 months - Adults	3	24	12.5%	15.1%	16.6%	16.7%
% of FP17s for the same patient ID Re-attending between 3 & 9 months - Children	210	284	73.9%	60.7%	60.2%	57.4%
% of FP17s for the same patient ID Re-attending between 3 & 9 months - Adults	15	24	62.5%	52.7%	52.0%	50.5%
% of FP17s for Band 1 Urgent Courses	6	284	2.1%	9.6%	9.4%	9.1%
% of FP17s Relating to Free Repair or Replacements	0	284	0.0%	0.7%	0.7%	0.8%
% of FP17s Relating to Continuations	0	284	0.0%	1.3%	1.2%	1.3%
% of Patients satisfied with the dentistry they have received	1	1	N/A	91.6%	93.6%	93.2%
% of Patients satisfied with the time they had to wait for an appointment	1	1	N/A	87.7%	89.1%	89.0%

\* This is based on patients treated on this contract for their most recent course of treatment. Figures in italics indicate the base number of FP17s or Patient Questionnaire responses are less than 100. N/A is shown where the base number of responses is less than 10 during the period. % is calculated as Quantity/Base number\*100

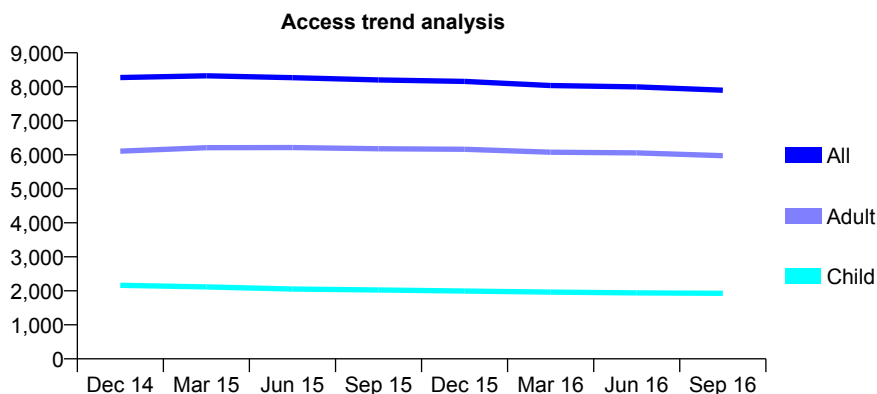
## Q70 - Vital Signs At a Glance Contract Report for 199230/0001 - September 2016

Name or company name	Olivers Battery Dental Surgery
Contract type name	GDS Contract
Purpose of contract	General
Contract start date	01/04/2013
Contract end date	

16/17 Contracted general activity (UDA)	22,752
Carry forward general activity (UDA)	0
16/17 Contracted orthodontic activity (UOA)	0
Carry forward orthodontic activity (UOA)	0
Baseline contract value	£754,591.24

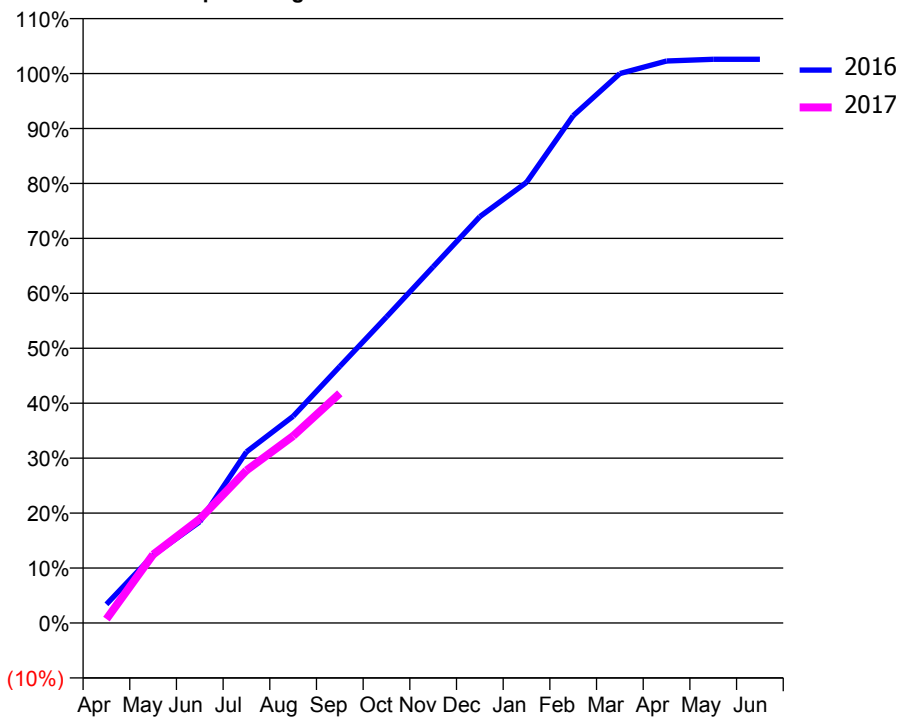
### ACCESS\*

Patients seen in 24 months	Total	Change since previous quarter
Quarter ending September 2015	8,202	
Quarter ending December 2015	8,158	→
Quarter ending March 2016	8,039	↓
Quarter ending June 2016	7,997	→
Quarter ending September 2016	7,900	↓
<b>Variance since September 2015</b>	<b>(3.7%)</b>	<b>↓</b>



### ACTIVITY

Cumulative percentage of contracted UDA delivered 2016 & 2017



Month	Adjusted Scheduled Activity (UDA)	
	2016	2017
April	777	163
May	2,806	2,834
June	4,193	4,309
July	7,087	6,317
August	8,559	7,743
September	10,627	9,512
October	12,672	
November	14,749	
December	16,827	
January	18,244	
February	21,004	
March	22,752	
April	23,268	
May	23,340	
June	23,339	

### QUALITY

	Quantity	Base Number	Contract	AT	Region	England
% of FP17s for the same patient ID Re-attending within 3 months - Children	90	1,608	5.6%	10.3%	11.8%	12.4%
% of FP17s for the same patient ID Re-attending within 3 months - Adults	645	4,079	15.8%	15.1%	16.6%	16.7%
% of FP17s for the same patient ID Re-attending between 3 & 9 months - Children	1,161	1,608	72.2%	60.7%	60.2%	57.4%
% of FP17s for the same patient ID Re-attending between 3 & 9 months - Adults	1,507	4,079	36.9%	52.7%	52.0%	50.5%
% of FP17s for Band 1 Urgent Courses	763	5,348	14.3%	9.6%	9.4%	9.1%
% of FP17s Relating to Free Repair or Replacements	19	5,348	0.4%	0.7%	0.7%	0.8%
% of FP17s Relating to Continuations	10	5,348	0.2%	1.3%	1.2%	1.3%
% of Patients satisfied with the dentistry they have received	3	3	N/A	91.6%	93.6%	93.2%
% of Patients satisfied with the time they had to wait for an appointment	3	3	N/A	87.7%	89.1%	89.0%

\* This is based on patients treated on this contract for their most recent course of treatment. Figures in italics indicate the base number of FP17s or Patient Questionnaire responses are less than 100. N/A is shown where the base number of responses is less than 10 during the period. % is calculated as Quantity/Base number\*100

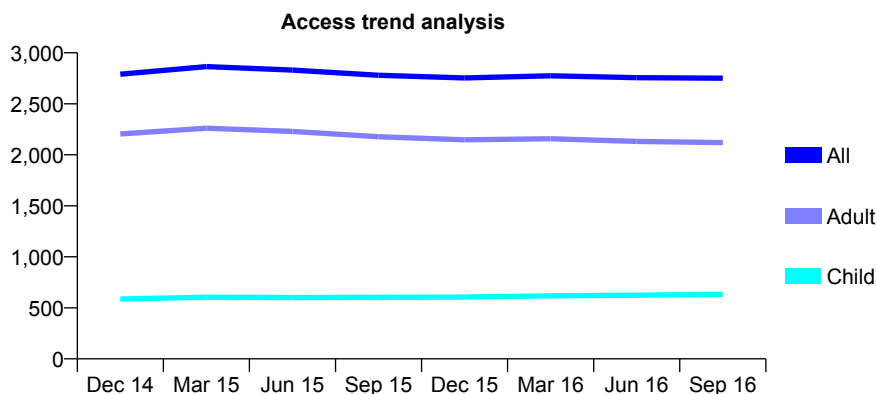
## Q70 - Vital Signs At a Glance Contract Report for 199338/0001 - September 2016

Name or company name	The Partnership of Spring Road Dental
Contract type name	GDS Contract
Purpose of contract	General
Contract start date	01/07/2012
Contract end date	

16/17 Contracted general activity (UDA)	10,000
Carry forward general activity (UDA)	-5
16/17 Contracted orthodontic activity (UOA)	0
Carry forward orthodontic activity (UOA)	0
Baseline contract value	£215,489.80

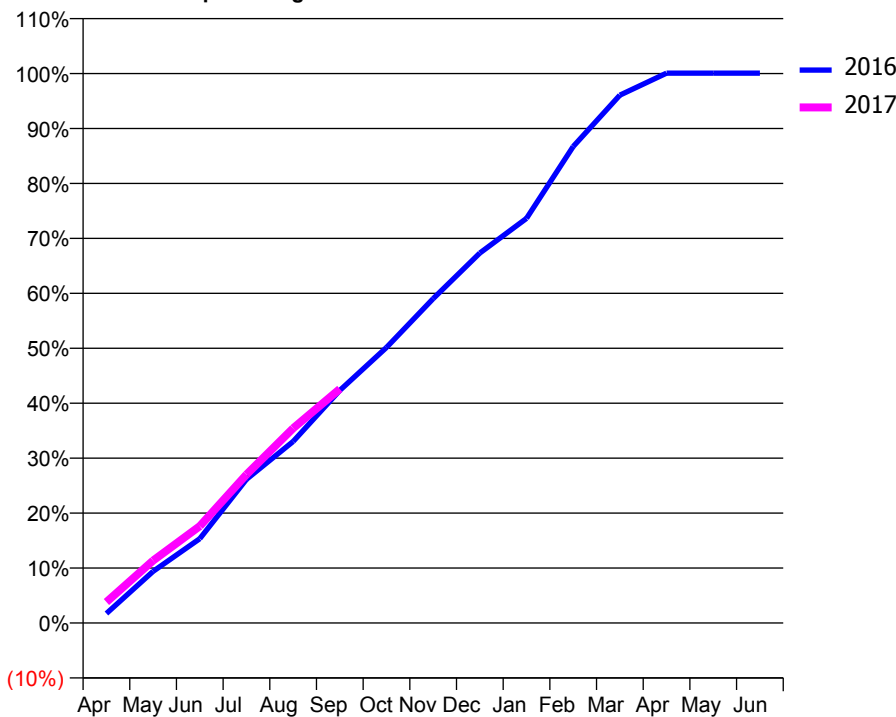
### ACCESS\*

Patients seen in 24 months	Total	Change since previous quarter
Quarter ending September 2015	2,780	
Quarter ending December 2015	2,753	→
Quarter ending March 2016	2,775	→
Quarter ending June 2016	2,756	→
Quarter ending September 2016	2,751	→
<b>Variance since September 2015</b>	<b>(1.0%)</b>	<b>↓</b>



### ACTIVITY

Cumulative percentage of contracted UDA delivered 2016 & 2017



Month	Adjusted Scheduled Activity (UDA)	
	2016	2017
April	174	383
May	940	1,136
June	1,535	1,762
July	2,616	2,702
August	3,304	3,545
September	4,233	4,260
October	5,016	
November	5,902	
December	6,732	
January	7,364	
February	8,673	
March	9,607	
April	10,006	
May	10,006	
June	10,006	

### QUALITY

	Quantity	Base Number	Contract	AT	Region	England
% of FP17s for the same patient ID Re-attending within 3 months - Children	22	496	4.4%	10.3%	11.8%	12.4%
% of FP17s for the same patient ID Re-attending within 3 months - Adults	248	1,862	13.3%	15.1%	16.6%	16.7%
% of FP17s for the same patient ID Re-attending between 3 & 9 months - Children	394	496	79.4%	60.7%	60.2%	57.4%
% of FP17s for the same patient ID Re-attending between 3 & 9 months - Adults	1,407	1,862	75.6%	52.7%	52.0%	50.5%
% of FP17s for Band 1 Urgent Courses	101	2,159	4.7%	9.6%	9.4%	9.1%
% of FP17s Relating to Free Repair or Replacements	24	2,159	1.1%	0.7%	0.7%	0.8%
% of FP17s Relating to Continuations	36	2,159	1.7%	1.3%	1.2%	1.3%
% of Patients satisfied with the dentistry they have received	4	4	N/A	91.6%	93.6%	93.2%
% of Patients satisfied with the time they had to wait for an appointment	4	4	N/A	87.7%	89.1%	89.0%

\* This is based on patients treated on this contract for their most recent course of treatment. Figures in italics indicate the base number of FP17s or Patient Questionnaire responses are less than 100. N/A is shown where the base number of responses is less than 10 during the period. % is calculated as Quantity/Base number\*100

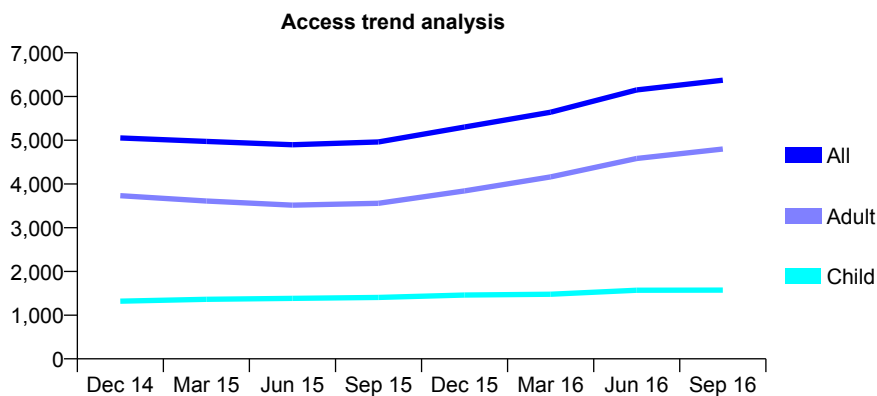
## Q70 - Vital Signs At a Glance Contract Report for 199699/0001 - September 2016

Name or company name	Brighter Smile Dental Practice
Contract type name	GDS Contract
Purpose of contract	General
Contract start date	01/05/2010
Contract end date	

16/17 Contracted general activity (UDA)	17,855
Carry forward general activity (UDA)	241
16/17 Contracted orthodontic activity (UOA)	0
Carry forward orthodontic activity (UOA)	0
Baseline contract value	£417,565.77

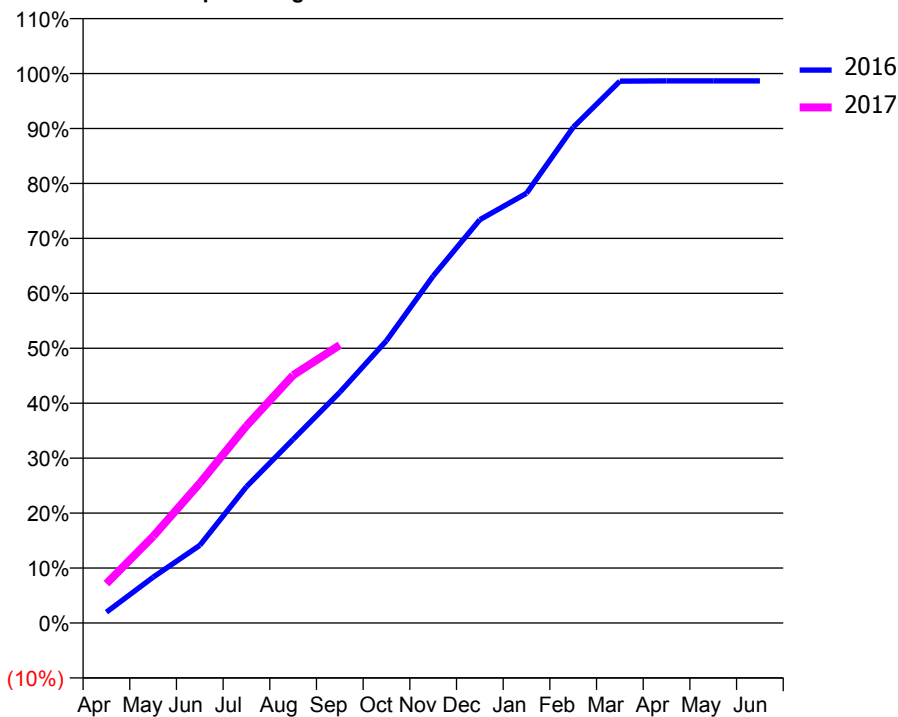
### ACCESS\*

Patients seen in 24 months	Total	Change since previous quarter
Quarter ending September 2015	4,962	
Quarter ending December 2015	5,303	↑
Quarter ending March 2016	5,641	↑
Quarter ending June 2016	6,151	↑
Quarter ending September 2016	6,373	↑
<b>Variance since September 2015</b>	<b>28.4%</b>	<b>↑</b>



### ACTIVITY

Cumulative percentage of contracted UDA delivered 2016 & 2017



Month	Adjusted Scheduled Activity (UDA)	
	2016	2017
April	353	1,280
May	1,488	2,815
June	2,524	4,544
July	4,431	6,406
August	5,967	8,054
September	7,497	9,033
October	9,177	
November	11,278	
December	13,106	
January	13,964	
February	16,109	
March	17,608	
April	17,614	
May	17,614	
June	17,614	

### QUALITY

	Quantity	Base Number	Contract	AT	Region	England
% of FP17s for the same patient ID Re-attending within 3 months - Children	55	1,203	4.6%	10.3%	11.8%	12.4%
% of FP17s for the same patient ID Re-attending within 3 months - Adults	224	3,122	7.2%	15.1%	16.6%	16.7%
% of FP17s for the same patient ID Re-attending between 3 & 9 months - Children	779	1,203	64.8%	60.7%	60.2%	57.4%
% of FP17s for the same patient ID Re-attending between 3 & 9 months - Adults	1,620	3,122	51.9%	52.7%	52.0%	50.5%
% of FP17s for Band 1 Urgent Courses	147	4,319	3.4%	9.6%	9.4%	9.1%
% of FP17s Relating to Free Repair or Replacements	3	4,319	0.1%	0.7%	0.7%	0.8%
% of FP17s Relating to Continuations	46	4,319	1.1%	1.3%	1.2%	1.3%
% of Patients satisfied with the dentistry they have received	3	3	N/A	91.6%	93.6%	93.2%
% of Patients satisfied with the time they had to wait for an appointment	3	3	N/A	87.7%	89.1%	89.0%

\* This is based on patients treated on this contract for their most recent course of treatment. Figures in italics indicate the base number of FP17s or Patient Questionnaire responses are less than 100. N/A is shown where the base number of responses is less than 10 during the period. % is calculated as Quantity/Base number\*100

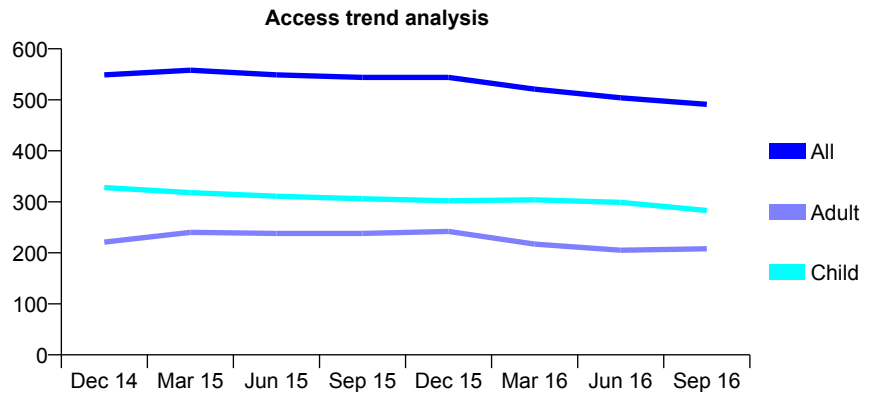
## Q70 - Vital Signs At a Glance Contract Report for 199842/0001 - September 2016

Name or company name	Dr F Asghari
Contract type name	GDS Contract
Purpose of contract	General
Contract start date	17/01/2009
Contract end date	

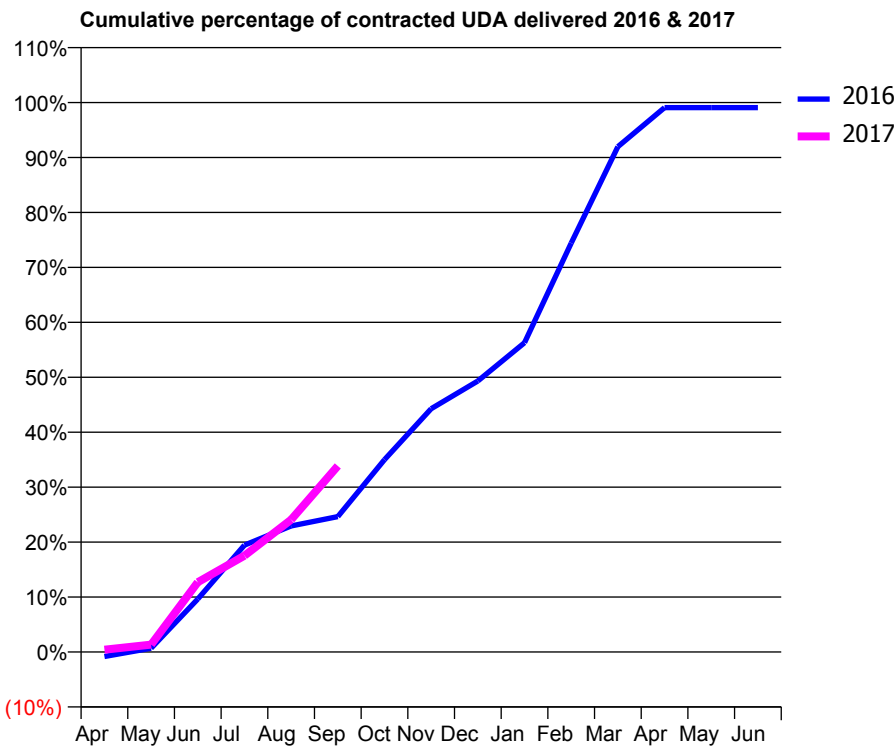
16/17 Contracted general activity (UDA)	1,533
Carry forward general activity (UDA)	14
16/17 Contracted orthodontic activity (UOA)	0
Carry forward orthodontic activity (UOA)	0
Baseline contract value	£32,815.31

### ACCESS\*

Patients seen in 24 months	Total	Change since previous quarter
Quarter ending September 2015	544	
Quarter ending December 2015	544	→
Quarter ending March 2016	521	↓
Quarter ending June 2016	504	↓
Quarter ending September 2016	491	↓
<b>Variance since September 2015</b>	<b>(9.7%)</b>	<b>↓</b>



### ACTIVITY



Month	Adjusted Scheduled Activity (UDA)	
	2016	2017
April	-13	7
May	11	21
June	148	195
July	298	269
August	352	369
September	378	519
October	537	
November	679	
December	756	
January	863	
February	1,141	
March	1,410	
April	1,519	
May	1,519	
June	1,519	

### QUALITY

	Quantity	Base Number	Contract	AT	Region	England
% of FP17s for the same patient ID Re-attending within 3 months - Children	11	221	5.0%	10.3%	11.8%	12.4%
% of FP17s for the same patient ID Re-attending within 3 months - Adults	6	92	6.5%	15.1%	16.6%	16.7%
% of FP17s for the same patient ID Re-attending between 3 & 9 months - Children	163	221	73.8%	60.7%	60.2%	57.4%
% of FP17s for the same patient ID Re-attending between 3 & 9 months - Adults	52	92	56.5%	52.7%	52.0%	50.5%
% of FP17s for Band 1 Urgent Courses	16	272	5.9%	9.6%	9.4%	9.1%
% of FP17s Relating to Free Repair or Replacements	0	272	0.0%	0.7%	0.7%	0.8%
% of FP17s Relating to Continuations	1	272	0.4%	1.3%	1.2%	1.3%
% of Patients satisfied with the dentistry they have received	1	1	N/A	91.6%	93.6%	93.2%
% of Patients satisfied with the time they had to wait for an appointment	1	1	N/A	87.7%	89.1%	89.0%

\* This is based on patients treated on this contract for their most recent course of treatment. Figures in italics indicate the base number of FP17s or Patient Questionnaire responses are less than 100. N/A is shown where the base number of responses is less than 10 during the period. % is calculated as Quantity/Base number\*100

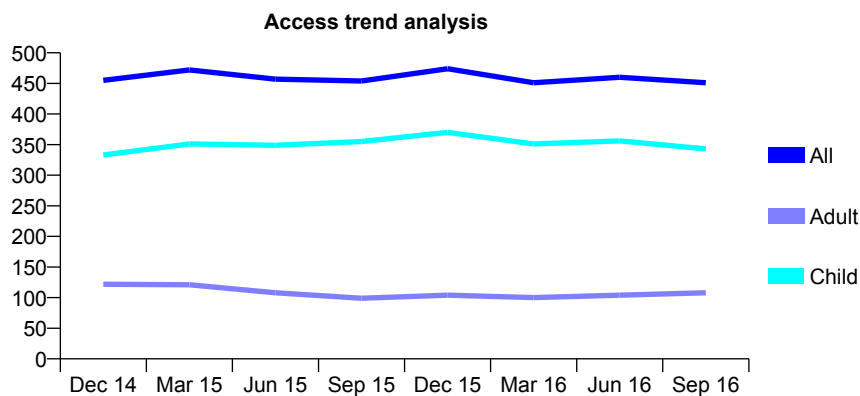
## Q70 - Vital Signs At a Glance Contract Report for 210420/0001 - September 2016

Name or company name	MS HJ WARREN SIMMONS
Contract type name	GDS Contract
Purpose of contract	General
Contract start date	01/04/2006
Contract end date	

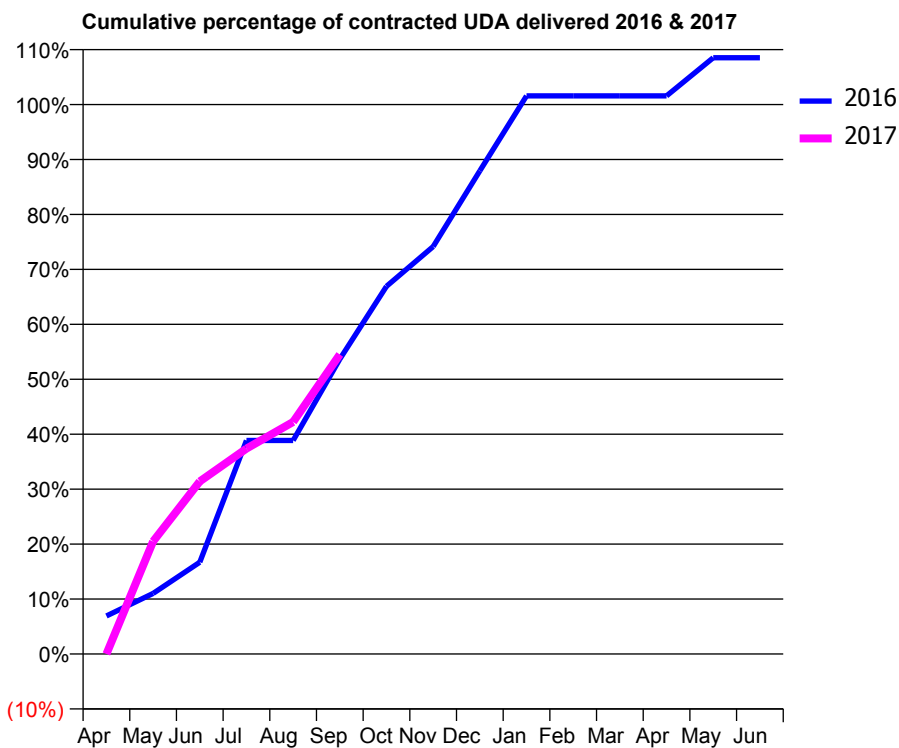
16/17 Contracted general activity (UDA)	952
Carry forward general activity (UDA)	0
16/17 Contracted orthodontic activity (UOA)	0
Carry forward orthodontic activity (UOA)	0
Baseline contract value	£22,279.00

### ACCESS\*

Patients seen in 24 months	Total	Change since previous quarter
Quarter ending September 2015	454	
Quarter ending December 2015	474	↑
Quarter ending March 2016	451	↓
Quarter ending June 2016	460	→
Quarter ending September 2016	451	↓
<b>Variance since September 2015</b>	<b>(0.7%)</b>	<b>→</b>



### ACTIVITY



Month	Adjusted Scheduled Activity (UDA)	
	2016	2017
April	66	0
May	105	195
June	159	299
July	370	356
August	370	402
September	511	519
October	637	
November	706	
December	837	
January	967	
February	967	
March	967	
April	967	
May	1,033	
June	1,033	

### QUALITY

	Quantity	Base Number	Contract	AT	Region	England
% of FP17s for the same patient ID Re-attending within 3 months - Children	18	374	4.8%	10.3%	11.8%	12.4%
% of FP17s for the same patient ID Re-attending within 3 months - Adults	4	61	6.6%	15.1%	16.6%	16.7%
% of FP17s for the same patient ID Re-attending between 3 & 9 months - Children	278	374	74.3%	60.7%	60.2%	57.4%
% of FP17s for the same patient ID Re-attending between 3 & 9 months - Adults	31	61	50.8%	52.7%	52.0%	50.5%
% of FP17s for Band 1 Urgent Courses	0	383	0.0%	9.6%	9.4%	9.1%
% of FP17s Relating to Free Repair or Replacements	0	383	0.0%	0.7%	0.7%	0.8%
% of FP17s Relating to Continuations	3	383	0.8%	1.3%	1.2%	1.3%
% of Patients satisfied with the dentistry they have received	0	0	N/A	91.6%	93.6%	93.2%
% of Patients satisfied with the time they had to wait for an appointment	0	0	N/A	87.7%	89.1%	89.0%

\* This is based on patients treated on this contract for their most recent course of treatment. Figures in italics indicate the base number of FP17s or Patient Questionnaire responses are less than 100. N/A is shown where the base number of responses is less than 10 during the period. % is calculated as Quantity/Base number\*100



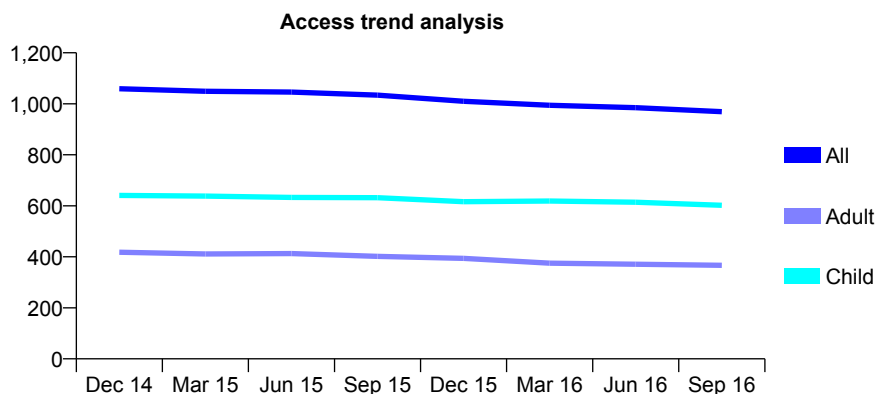
## Q70 - Vital Signs At a Glance Contract Report for 213195/0001 - September 2016

Name or company name	MR RH BOND
Contract type name	GDS Contract
Purpose of contract	General
Contract start date	01/04/2006
Contract end date	

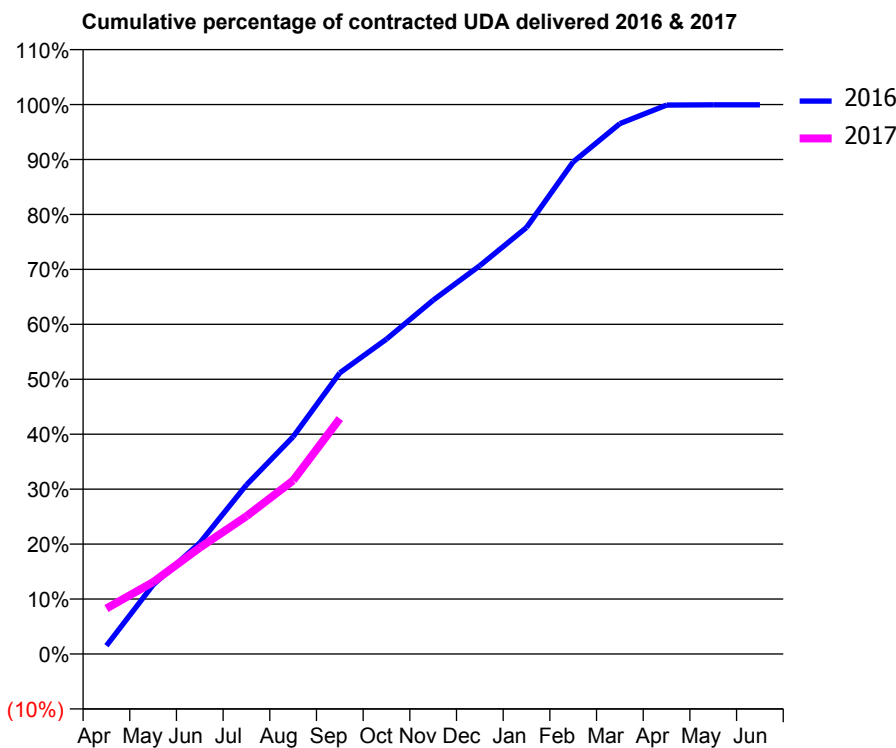
16/17 Contracted general activity (UDA)	1,913
Carry forward general activity (UDA)	1
16/17 Contracted orthodontic activity (UOA)	0
Carry forward orthodontic activity (UOA)	0
Baseline contract value	£41,571.61

### ACCESS\*

Patients seen in 24 months	Total	Change since previous quarter
Quarter ending September 2015	1,034	
Quarter ending December 2015	1,010	↓
Quarter ending March 2016	994	↓
Quarter ending June 2016	985	→
Quarter ending September 2016	969	↓
<b>Variance since September 2015</b>	<b>(6.3%)</b>	<b>↓</b>



### ACTIVITY



Month	Adjusted Scheduled Activity (UDA)	
	2016	2017
April	29	158
May	241	251
June	387	370
July	589	480
August	757	604
September	979	820
October	1,096	
November	1,232	
December	1,352	
January	1,485	
February	1,713	
March	1,847	
April	1,911	
May	1,912	
June	1,912	

### QUALITY

	Quantity	Base Number	Contract	AT	Region	England
% of FP17s for the same patient ID Re-attending within 3 months - Children	25	518	4.8%	10.3%	11.8%	12.4%
% of FP17s for the same patient ID Re-attending within 3 months - Adults	26	174	14.9%	15.1%	16.6%	16.7%
% of FP17s for the same patient ID Re-attending between 3 & 9 months - Children	383	518	73.9%	60.7%	60.2%	57.4%
% of FP17s for the same patient ID Re-attending between 3 & 9 months - Adults	96	174	55.2%	52.7%	52.0%	50.5%
% of FP17s for Band 1 Urgent Courses	14	631	2.2%	9.6%	9.4%	9.1%
% of FP17s Relating to Free Repair or Replacements	0	631	0.0%	0.7%	0.7%	0.8%
% of FP17s Relating to Continuations	0	631	0.0%	1.3%	1.2%	1.3%
% of Patients satisfied with the dentistry they have received	0	0	N/A	91.6%	93.6%	93.2%
% of Patients satisfied with the time they had to wait for an appointment	0	0	N/A	87.7%	89.1%	89.0%

\* This is based on patients treated on this contract for their most recent course of treatment. Figures in italics indicate the base number of FP17s or Patient Questionnaire responses are less than 100. N/A is shown where the base number of responses is less than 10 during the period. % is calculated as Quantity/Base number\*100

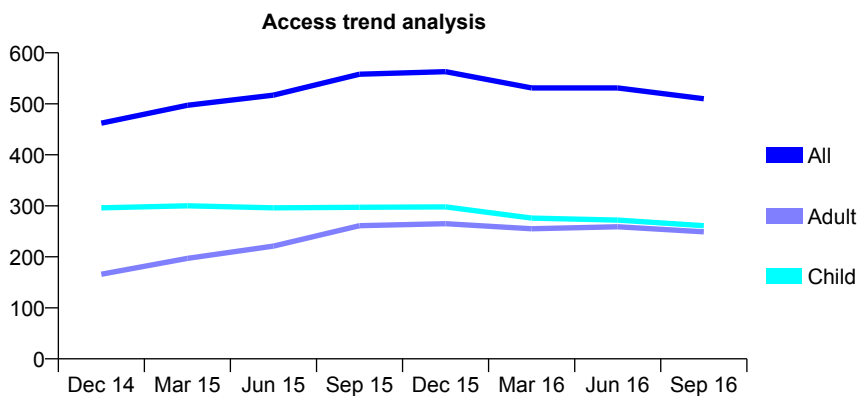
## Q70 - Vital Signs At a Glance Contract Report for 215066/0001 - September 2016

Name or company name	MR AM SIMMONS
Contract type name	GDS Contract
Purpose of contract	General and Orthodontic
Contract start date	01/04/2006
Contract end date	

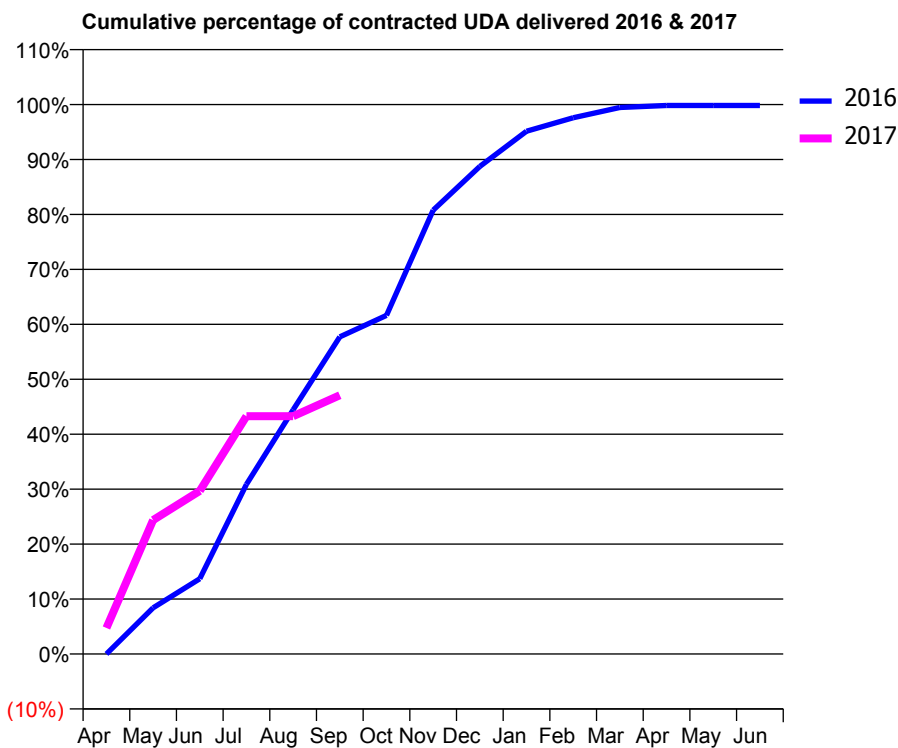
16/17 Contracted general activity (UDA)	1,000
Carry forward general activity (UDA)	0
16/17 Contracted orthodontic activity (UOA)	368
Carry forward orthodontic activity (UOA)	0
Baseline contract value	£50,251.00

### ACCESS\*

Patients seen in 24 months	Total	Change since previous quarter
Quarter ending September 2015	558	
Quarter ending December 2015	563	→
Quarter ending March 2016	531	↓
Quarter ending June 2016	531	→
Quarter ending September 2016	510	↓
<b>Variance since September 2015</b>	<b>(8.6%)</b>	<b>↓</b>



### ACTIVITY



Month	Adjusted Scheduled Activity (UDA)	
	2016	2017
April	0	47
May	84	244
June	137	297
July	309	433
August	444	433
September	577	471
October	616	
November	808	
December	887	
January	951	
February	976	
March	995	
April	998	
May	998	
June	998	

### QUALITY

	Quantity	Base Number	Contract	AT	Region	England
% of FP17s for the same patient ID Re-attending within 3 months - Children	11	205	5.4%	10.3%	11.8%	12.4%
% of FP17s for the same patient ID Re-attending within 3 months - Adults	6	131	4.6%	15.1%	16.6%	16.7%
% of FP17s for the same patient ID Re-attending between 3 & 9 months - Children	113	205	55.1%	60.7%	60.2%	57.4%
% of FP17s for the same patient ID Re-attending between 3 & 9 months - Adults	84	131	64.1%	52.7%	52.0%	50.5%
% of FP17s for Band 1 Urgent Courses	14	313	4.5%	9.6%	9.4%	9.1%
% of FP17s Relating to Free Repair or Replacements	0	313	0.0%	0.7%	0.7%	0.8%
% of FP17s Relating to Continuations	0	313	0.0%	1.3%	1.2%	1.3%
% of Patients satisfied with the dentistry they have received	0	0	N/A	91.6%	93.6%	93.2%
% of Patients satisfied with the time they had to wait for an appointment	0	0	N/A	87.7%	89.1%	89.0%

\* This is based on patients treated on this contract for their most recent course of treatment. Figures in italics indicate the base number of FP17s or Patient Questionnaire responses are less than 100. N/A is shown where the base number of responses is less than 10 during the period. % is calculated as Quantity/Base number\*100

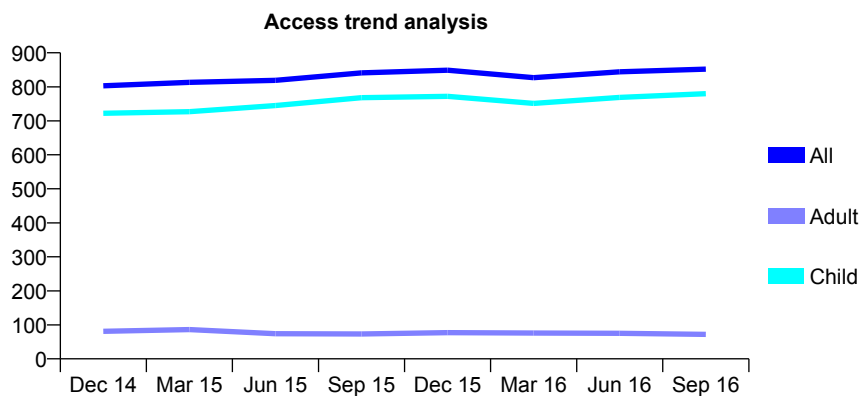
## Q70 - Vital Signs At a Glance Contract Report for 215767/0001 - September 2016

Name or company name	The Beech Dental Partnership
Contract type name	GDS Contract
Purpose of contract	General
Contract start date	01/04/2006
Contract end date	

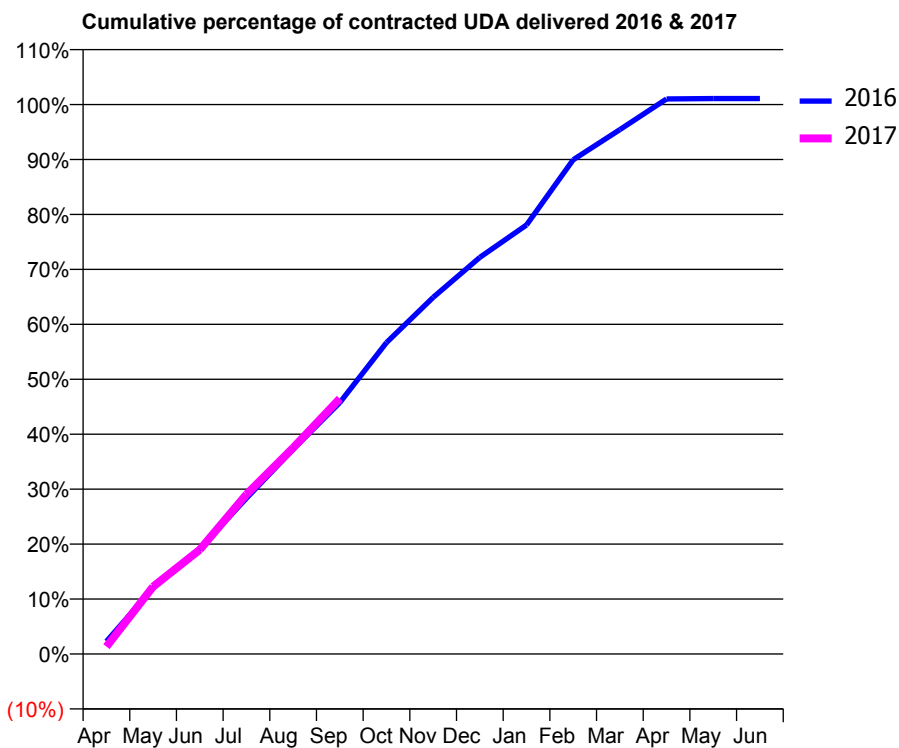
16/17 Contracted general activity (UDA)	1,620
Carry forward general activity (UDA)	0
16/17 Contracted orthodontic activity (UOA)	0
Carry forward orthodontic activity (UOA)	0
Baseline contract value	£40,739.17

### ACCESS\*

Patients seen in 24 months	Total	Change since previous quarter
Quarter ending September 2015	841	
Quarter ending December 2015	849	→
Quarter ending March 2016	827	↓
Quarter ending June 2016	844	↑
Quarter ending September 2016	852	→
<b>Variance since September 2015</b>	<b>1.3%</b>	<b>→</b>



### ACTIVITY



Month	Adjusted Scheduled Activity (UDA)	
	2016	2017
April	37	22
May	195	199
June	310	308
July	459	471
August	604	608
September	741	753
October	918	
November	1,051	
December	1,169	
January	1,265	
February	1,457	
March	1,546	
April	1,636	
May	1,637	
June	1,637	

### QUALITY

	Quantity	Base Number	Contract	AT	Region	England
% of FP17s for the same patient ID Re-attending within 3 months - Children	41	659	6.2%	10.3%	11.8%	12.4%
% of FP17s for the same patient ID Re-attending within 3 months - Adults	2	28	7.1%	15.1%	16.6%	16.7%
% of FP17s for the same patient ID Re-attending between 3 & 9 months - Children	475	659	72.1%	60.7%	60.2%	57.4%
% of FP17s for the same patient ID Re-attending between 3 & 9 months - Adults	23	28	82.1%	52.7%	52.0%	50.5%
% of FP17s for Band 1 Urgent Courses	21	612	3.4%	9.6%	9.4%	9.1%
% of FP17s Relating to Free Repair or Replacements	0	612	0.0%	0.7%	0.7%	0.8%
% of FP17s Relating to Continuations	7	612	1.1%	1.3%	1.2%	1.3%
% of Patients satisfied with the dentistry they have received	1	1	N/A	91.6%	93.6%	93.2%
% of Patients satisfied with the time they had to wait for an appointment	1	1	N/A	87.7%	89.1%	89.0%

\* This is based on patients treated on this contract for their most recent course of treatment. Figures in italics indicate the base number of FP17s or Patient Questionnaire responses are less than 100. N/A is shown where the base number of responses is less than 10 during the period. % is calculated as Quantity/Base number\*100

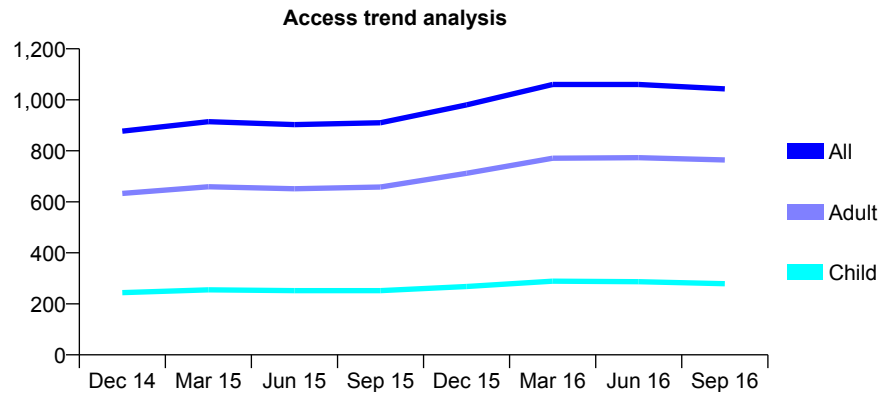
## Q70 - Vital Signs At a Glance Contract Report for 215872/0002 - September 2016

Name or company name	Oakdene Dental Partnership
Contract type name	GDS Contract
Purpose of contract	General
Contract start date	01/04/2006
Contract end date	

16/17 Contracted general activity (UDA)	3,235
Carry forward general activity (UDA)	0
16/17 Contracted orthodontic activity (UOA)	0
Carry forward orthodontic activity (UOA)	0
Baseline contract value	£79,308.27

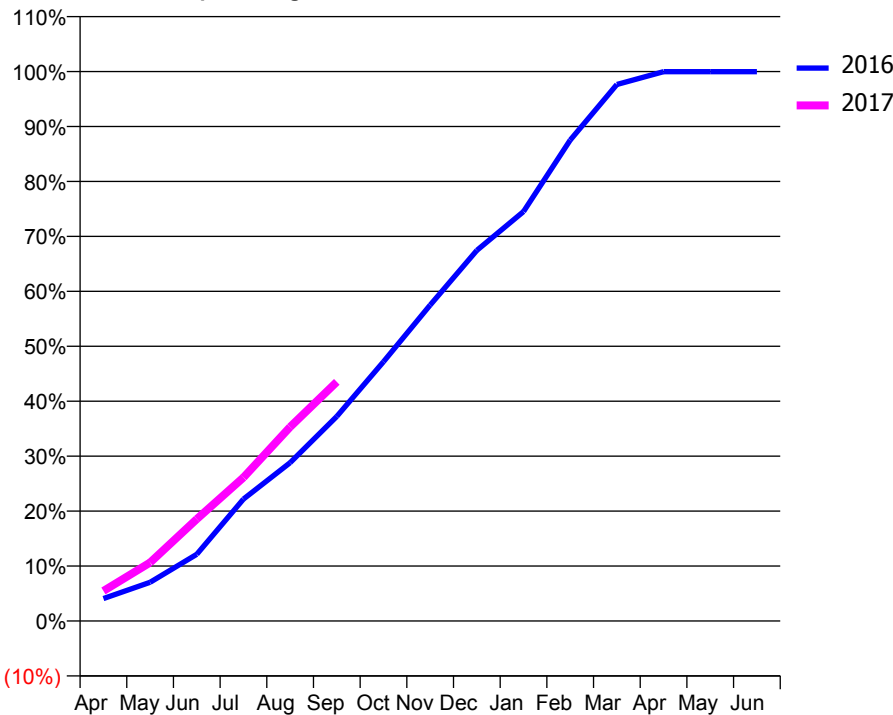
### ACCESS\*

Patients seen in 24 months	Total	Change since previous quarter
Quarter ending September 2015	910	
Quarter ending December 2015	980	↑
Quarter ending March 2016	1,060	↑
Quarter ending June 2016	1,060	→
Quarter ending September 2016	1,043	↓
<b>Variance since September 2015</b>	<b>14.6%</b>	<b>↑</b>



### ACTIVITY

Cumulative percentage of contracted UDA delivered 2016 & 2017



Month	Adjusted Scheduled Activity (UDA)	
	2016	2017
April	132	177
May	228	344
June	393	600
July	718	845
August	932	1,143
September	1,205	1,408
October	1,527	
November	1,860	
December	2,182	
January	2,411	
February	2,831	
March	3,159	
April	3,234	
May	3,234	
June	3,234	

### QUALITY

	Quantity	Base Number	Contract	AT	Region	England
% of FP17s for the same patient ID Re-attending within 3 months - Children	16	221	7.2%	10.3%	11.8%	12.4%
% of FP17s for the same patient ID Re-attending within 3 months - Adults	70	602	11.6%	15.1%	16.6%	16.7%
% of FP17s for the same patient ID Re-attending between 3 & 9 months - Children	173	221	78.3%	60.7%	60.2%	57.4%
% of FP17s for the same patient ID Re-attending between 3 & 9 months - Adults	472	602	78.4%	52.7%	52.0%	50.5%
% of FP17s for Band 1 Urgent Courses	54	768	7.0%	9.6%	9.4%	9.1%
% of FP17s Relating to Free Repair or Replacements	0	768	0.0%	0.7%	0.7%	0.8%
% of FP17s Relating to Continuations	8	768	1.0%	1.3%	1.2%	1.3%
% of Patients satisfied with the dentistry they have received	0	0	N/A	91.6%	93.6%	93.2%
% of Patients satisfied with the time they had to wait for an appointment	0	0	N/A	87.7%	89.1%	89.0%

\* This is based on patients treated on this contract for their most recent course of treatment. Figures in italics indicate the base number of FP17s or Patient Questionnaire responses are less than 100. N/A is shown where the base number of responses is less than 10 during the period. % is calculated as Quantity/Base number\*100

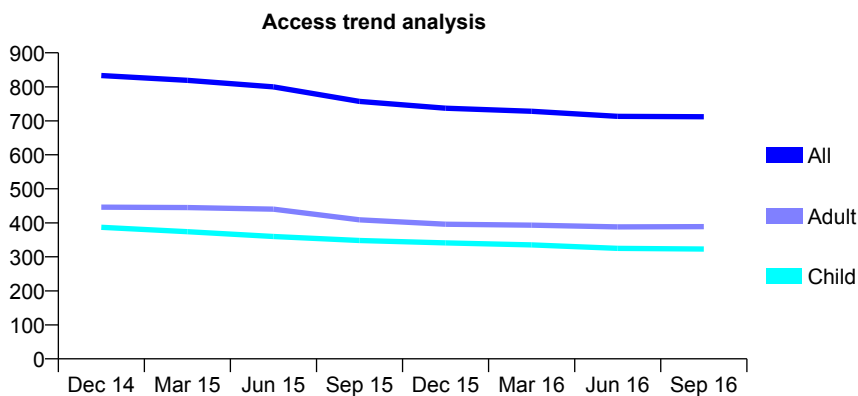
## Q70 - Vital Signs At a Glance Contract Report for 215872/0003 - September 2016

Name or company name	MR AL GIRLING
Contract type name	GDS Contract
Purpose of contract	General and Orthodontic
Contract start date	01/04/2006
Contract end date	

16/17 Contracted general activity (UDA)	1,849
Carry forward general activity (UDA)	0
16/17 Contracted orthodontic activity (UOA)	154
Carry forward orthodontic activity (UOA)	0
Baseline contract value	£56,179.63

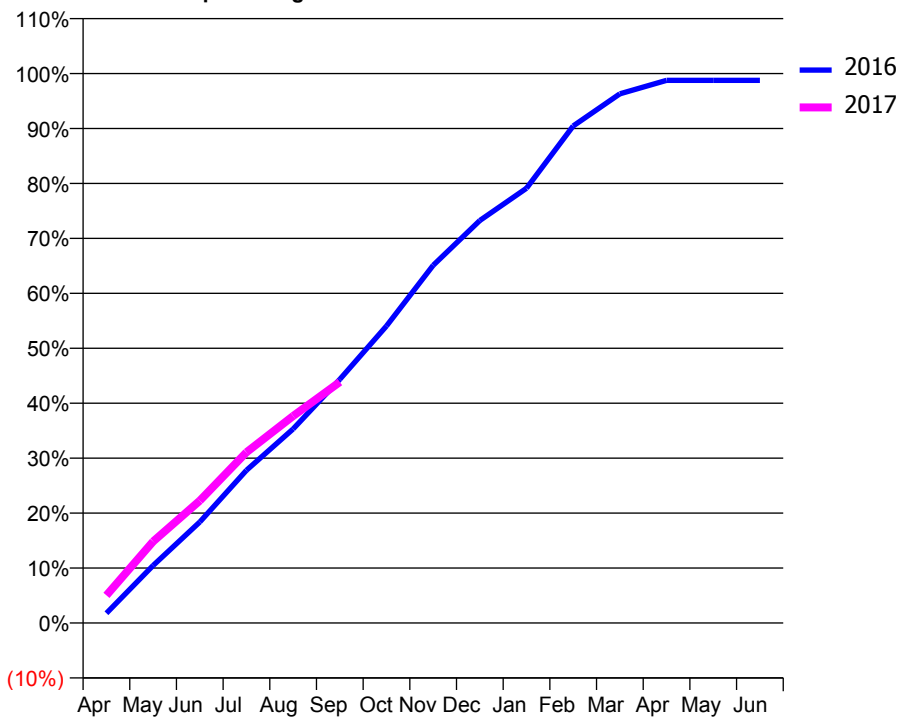
### ACCESS\*

Patients seen in 24 months	Total	Change since previous quarter
Quarter ending September 2015	757	
Quarter ending December 2015	737	↓
Quarter ending March 2016	728	↓
Quarter ending June 2016	713	↓
Quarter ending September 2016	712	→
<b>Variance since September 2015</b>	<b>(5.9%)</b>	<b>↓</b>



### ACTIVITY

Cumulative percentage of contracted UDA delivered 2016 & 2017



Adjusted Scheduled Activity (UDA)

Month	2016	2017
April	33	93
May	193	275
June	340	412
July	514	575
August	653	696
September	820	811
October	999	
November	1,204	
December	1,354	
January	1,463	
February	1,672	
March	1,781	
April	1,826	
May	1,826	
June	1,826	

### QUALITY

	Quantity	Base Number	Contract	AT	Region	England
% of FP17s for the same patient ID Re-attending within 3 months - Children	31	276	11.2%	10.3%	11.8%	12.4%
% of FP17s for the same patient ID Re-attending within 3 months - Adults	34	230	14.8%	15.1%	16.6%	16.7%
% of FP17s for the same patient ID Re-attending between 3 & 9 months - Children	168	276	60.9%	60.7%	60.2%	57.4%
% of FP17s for the same patient ID Re-attending between 3 & 9 months - Adults	131	230	57.0%	52.7%	52.0%	50.5%
% of FP17s for Band 1 Urgent Courses	26	461	5.6%	9.6%	9.4%	9.1%
% of FP17s Relating to Free Repair or Replacements	1	461	0.2%	0.7%	0.7%	0.8%
% of FP17s Relating to Continuations	0	461	0.0%	1.3%	1.2%	1.3%
% of Patients satisfied with the dentistry they have received	0	0	N/A	91.6%	93.6%	93.2%
% of Patients satisfied with the time they had to wait for an appointment	0	0	N/A	87.7%	89.1%	89.0%

\* This is based on patients treated on this contract for their most recent course of treatment. Figures in italics indicate the base number of FP17s or Patient Questionnaire responses are less than 100. N/A is shown where the base number of responses is less than 10 during the period. % is calculated as Quantity/Base number\*100

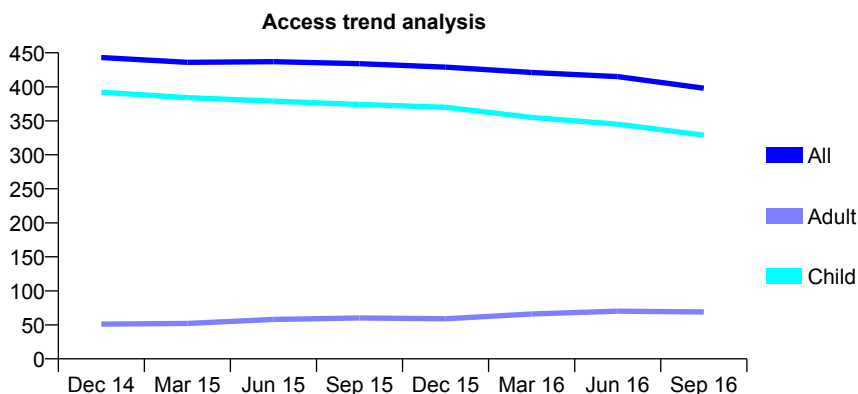
## Q70 - Vital Signs At a Glance Contract Report for 218898/0001 - September 2016

Name or company name	MR PJ HENNING
Contract type name	GDS Contract
Purpose of contract	General
Contract start date	01/04/2006
Contract end date	

16/17 Contracted general activity (UDA)	860
Carry forward general activity (UDA)	0
16/17 Contracted orthodontic activity (UOA)	0
Carry forward orthodontic activity (UOA)	0
Baseline contract value	£20,115.73

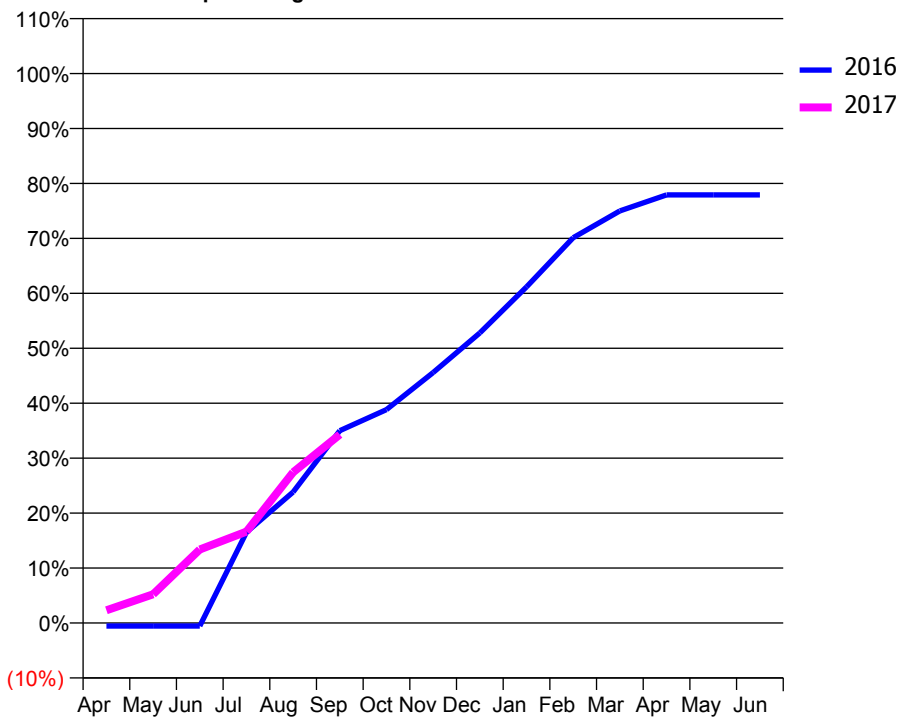
### ACCESS\*

Patients seen in 24 months	Total	Change since previous quarter
Quarter ending September 2015	434	
Quarter ending December 2015	429	↓
Quarter ending March 2016	421	↓
Quarter ending June 2016	415	↓
Quarter ending September 2016	398	↓
<b>Variance since September 2015</b>	<b>(8.3%)</b>	<b>↓</b>



### ACTIVITY

Cumulative percentage of contracted UDA delivered 2016 & 2017



Adjusted Scheduled Activity (UDA)

Month	2016	2017
April	-5	20
May	-5	45
June	-5	115
July	142	143
August	205	236
September	301	295
October	334	
November	392	
December	454	
January	526	
February	603	
March	645	
April	670	
May	670	
June	670	

### QUALITY

	Quantity	Base Number	Contract	AT	Region	England
% of FP17s for the same patient ID Re-attending within 3 months - Children	9	250	3.6%	10.3%	11.8%	12.4%
% of FP17s for the same patient ID Re-attending within 3 months - Adults	2	10	20.0%	15.1%	16.6%	16.7%
% of FP17s for the same patient ID Re-attending between 3 & 9 months - Children	177	250	70.8%	60.7%	60.2%	57.4%
% of FP17s for the same patient ID Re-attending between 3 & 9 months - Adults	6	10	60.0%	52.7%	52.0%	50.5%
% of FP17s for Band 1 Urgent Courses	0	239	0.0%	9.6%	9.4%	9.1%
% of FP17s Relating to Free Repair or Replacements	0	239	0.0%	0.7%	0.7%	0.8%
% of FP17s Relating to Continuations	3	239	1.3%	1.3%	1.2%	1.3%
% of Patients satisfied with the dentistry they have received	0	0	N/A	91.6%	93.6%	93.2%
% of Patients satisfied with the time they had to wait for an appointment	0	0	N/A	87.7%	89.1%	89.0%

\* This is based on patients treated on this contract for their most recent course of treatment. Figures in italics indicate the base number of FP17s or Patient Questionnaire responses are less than 100. N/A is shown where the base number of responses is less than 10 during the period. % is calculated as Quantity/Base number\*100

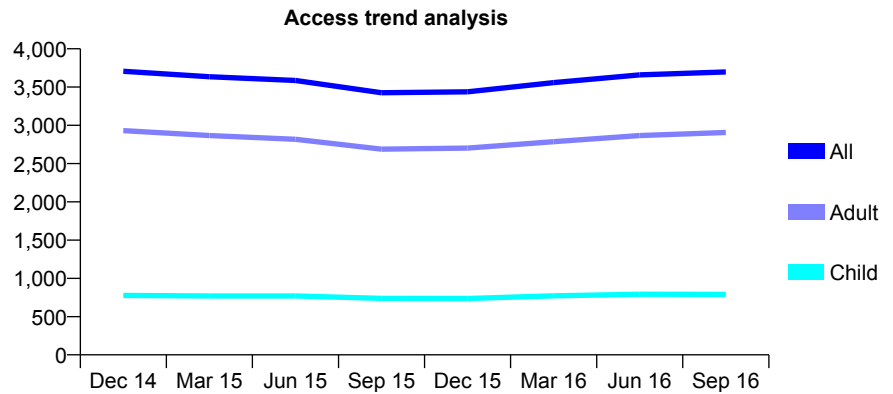
## Q70 - Vital Signs At a Glance Contract Report for 219177/0001 - September 2016

Name or company name	MR PN LOCKYER
Contract type name	GDS Contract
Purpose of contract	General
Contract start date	01/04/2006
Contract end date	

16/17 Contracted general activity (UDA)	12,000
Carry forward general activity (UDA)	0
16/17 Contracted orthodontic activity (UOA)	0
Carry forward orthodontic activity (UOA)	0
Baseline contract value	£293,920.61

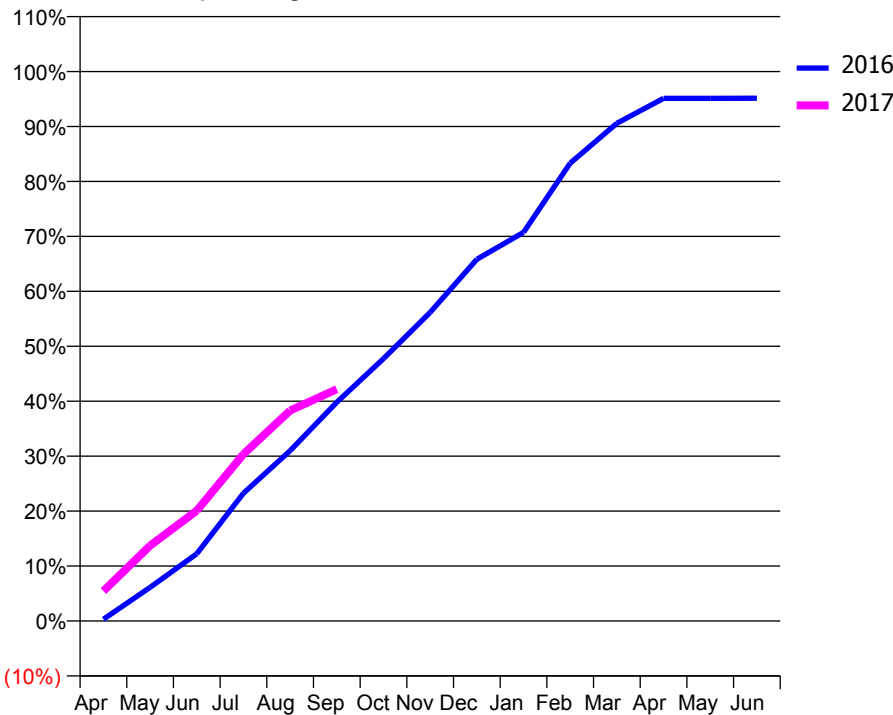
### ACCESS\*

Patients seen in 24 months	Total	Change since previous quarter
Quarter ending September 2015	3,426	
Quarter ending December 2015	3,438	→
Quarter ending March 2016	3,558	↑
Quarter ending June 2016	3,659	↑
Quarter ending September 2016	3,698	→
<b>Variance since September 2015</b>	<b>7.9%</b>	<b>↑</b>



### ACTIVITY

Cumulative percentage of contracted UDA delivered 2016 & 2017



Month	Adjusted Scheduled Activity (UDA)	
	2016	2017
April	40	654
May	736	1,646
June	1,468	2,410
July	2,792	3,643
August	3,719	4,597
September	4,777	5,064
October	5,731	
November	6,740	
December	7,899	
January	8,488	
February	9,998	
March	10,870	
April	11,413	
May	11,414	
June	11,415	

### QUALITY

	Quantity	Base Number	Contract	AT	Region	England
% of FP17s for the same patient ID Re-attending within 3 months - Children	70	667	10.5%	10.3%	11.8%	12.4%
% of FP17s for the same patient ID Re-attending within 3 months - Adults	447	2,289	19.5%	15.1%	16.6%	16.7%
% of FP17s for the same patient ID Re-attending between 3 & 9 months - Children	422	667	63.3%	60.7%	60.2%	57.4%
% of FP17s for the same patient ID Re-attending between 3 & 9 months - Adults	1,324	2,289	57.8%	52.7%	52.0%	50.5%
% of FP17s for Band 1 Urgent Courses	319	2,680	11.9%	9.6%	9.4%	9.1%
% of FP17s Relating to Free Repair or Replacements	12	2,680	0.4%	0.7%	0.7%	0.8%
% of FP17s Relating to Continuations	35	2,680	1.3%	1.3%	1.2%	1.3%
% of Patients satisfied with the dentistry they have received	3	3	N/A	91.6%	93.6%	93.2%
% of Patients satisfied with the time they had to wait for an appointment	3	3	N/A	87.7%	89.1%	89.0%

\* This is based on patients treated on this contract for their most recent course of treatment. Figures in italics indicate the base number of FP17s or Patient Questionnaire responses are less than 100. N/A is shown where the base number of responses is less than 10 during the period. % is calculated as Quantity/Base number\*100



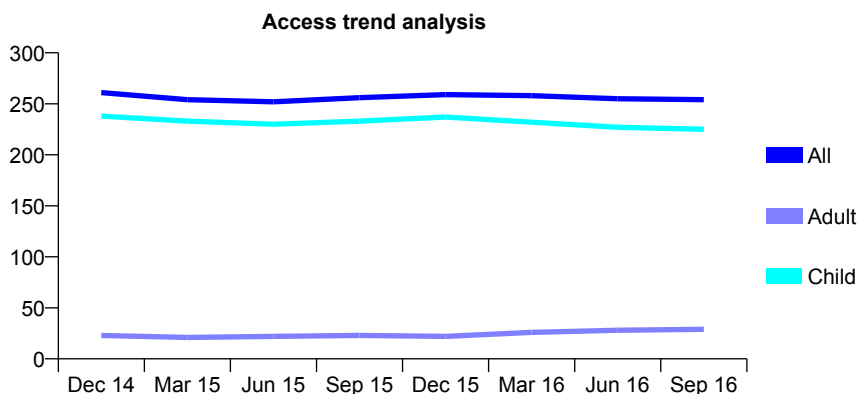
## Q70 - Vital Signs At a Glance Contract Report for 219908/0001 - September 2016

Name or company name	MR RD HUGHES
Contract type name	GDS Contract
Purpose of contract	General
Contract start date	01/04/2006
Contract end date	

16/17 Contracted general activity (UDA)	550
Carry forward general activity (UDA)	12
16/17 Contracted orthodontic activity (UOA)	0
Carry forward orthodontic activity (UOA)	0
Baseline contract value	£11,593.27

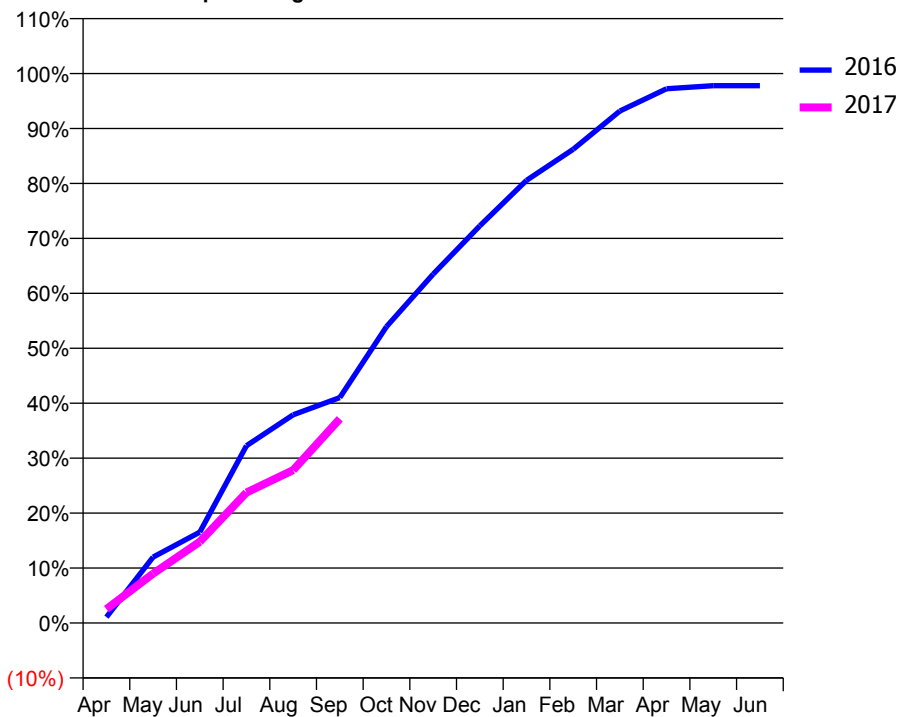
### ACCESS\*

Patients seen in 24 months	Total	Change since previous quarter
Quarter ending September 2015	256	
Quarter ending December 2015	259	→
Quarter ending March 2016	258	→
Quarter ending June 2016	255	↓
Quarter ending September 2016	254	→
<b>Variance since September 2015</b>	<b>(0.8%)</b>	<b>→</b>



### ACTIVITY

Cumulative percentage of contracted UDA delivered 2016 & 2017



Month	Adjusted Scheduled Activity (UDA)	
	2016	2017
April	6	14
May	66	49
June	91	81
July	177	131
August	208	153
September	226	204
October	297	
November	349	
December	398	
January	443	
February	474	
March	512	
April	535	
May	538	
June	538	

### QUALITY

	Quantity	Base Number	Contract	AT	Region	England
% of FP17s for the same patient ID Re-attending within 3 months - Children	11	198	5.6%	10.3%	11.8%	12.4%
% of FP17s for the same patient ID Re-attending within 3 months - Adults	0	0	N/A	15.1%	16.6%	16.7%
% of FP17s for the same patient ID Re-attending between 3 & 9 months - Children	132	198	66.7%	60.7%	60.2%	57.4%
% of FP17s for the same patient ID Re-attending between 3 & 9 months - Adults	0	0	N/A	52.7%	52.0%	50.5%
% of FP17s for Band 1 Urgent Courses	7	177	4.0%	9.6%	9.4%	9.1%
% of FP17s Relating to Free Repair or Replacements	0	177	0.0%	0.7%	0.7%	0.8%
% of FP17s Relating to Continuations	0	177	0.0%	1.3%	1.2%	1.3%
% of Patients satisfied with the dentistry they have received	1	1	N/A	91.6%	93.6%	93.2%
% of Patients satisfied with the time they had to wait for an appointment	1	1	N/A	87.7%	89.1%	89.0%

\* This is based on patients treated on this contract for their most recent course of treatment. Figures in italics indicate the base number of FP17s or Patient Questionnaire responses are less than 100. N/A is shown where the base number of responses is less than 10 during the period. % is calculated as Quantity/Base number\*100

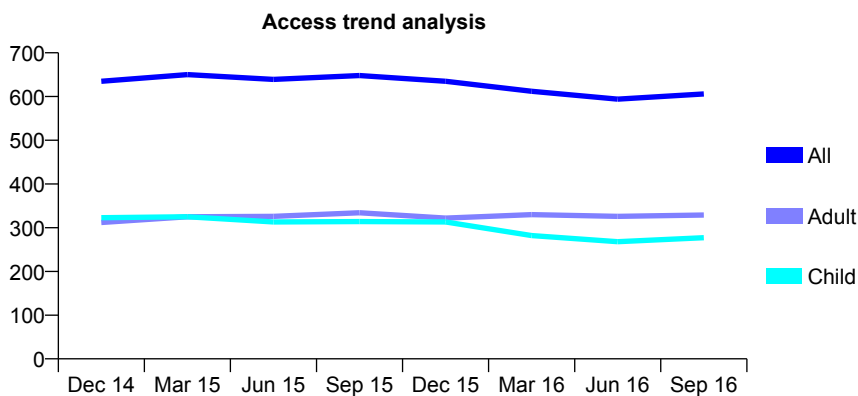
## Q70 - Vital Signs At a Glance Contract Report for 221252/0001 - September 2016

Name or company name	MR JR LIPPETT
Contract type name	GDS Contract
Purpose of contract	General and Orthodontic
Contract start date	01/04/2006
Contract end date	

16/17 Contracted general activity (UDA)	1,500
Carry forward general activity (UDA)	0
16/17 Contracted orthodontic activity (UOA)	131
Carry forward orthodontic activity (UOA)	-1
Baseline contract value	£47,378.64

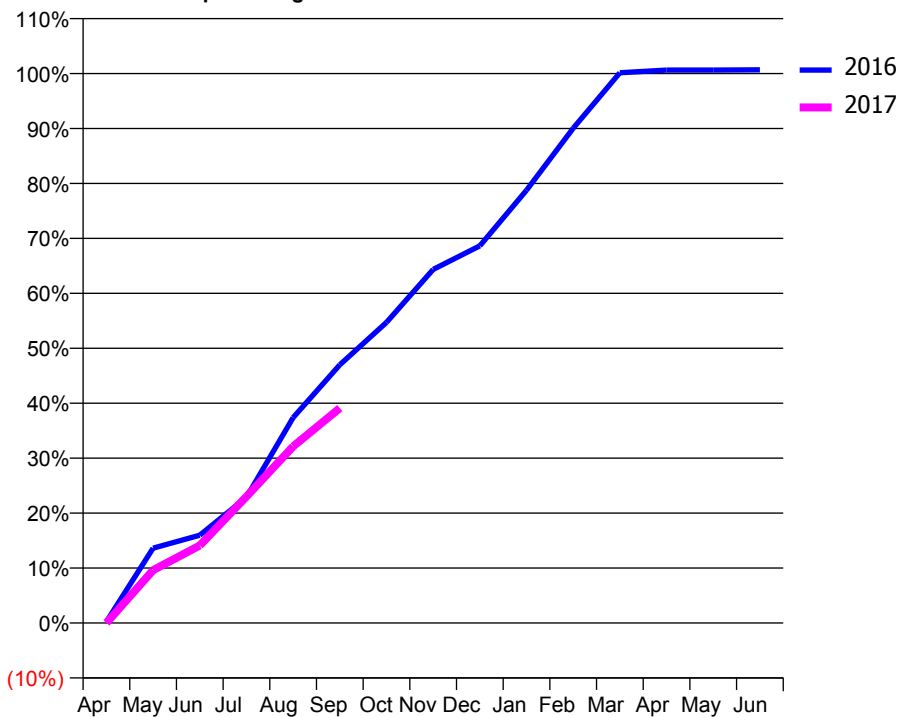
### ACCESS\*

Patients seen in 24 months	Total	Change since previous quarter
Quarter ending September 2015	648	
Quarter ending December 2015	635	↓
Quarter ending March 2016	612	↓
Quarter ending June 2016	594	↓
Quarter ending September 2016	606	↑
<b>Variance since September 2015</b>	<b>(6.5%)</b>	<b>↓</b>



### ACTIVITY

Cumulative percentage of contracted UDA delivered 2016 & 2017



Adjusted Scheduled Activity (UDA)

Month	2016	2017
April	4	0
May	204	144
June	240	212
July	343	345
August	561	482
September	705	587
October	821	
November	965	
December	1,030	
January	1,181	
February	1,351	
March	1,502	
April	1,509	
May	1,509	
June	1,510	

### QUALITY

	Quantity	Base Number	Contract	AT	Region	England
% of FP17s for the same patient ID Re-attending within 3 months - Children	12	227	5.3%	10.3%	11.8%	12.4%
% of FP17s for the same patient ID Re-attending within 3 months - Adults	12	178	6.7%	15.1%	16.6%	16.7%
% of FP17s for the same patient ID Re-attending between 3 & 9 months - Children	120	227	52.9%	60.7%	60.2%	57.4%
% of FP17s for the same patient ID Re-attending between 3 & 9 months - Adults	94	178	52.8%	52.7%	52.0%	50.5%
% of FP17s for Band 1 Urgent Courses	18	388	4.6%	9.6%	9.4%	9.1%
% of FP17s Relating to Free Repair or Replacements	0	388	0.0%	0.7%	0.7%	0.8%
% of FP17s Relating to Continuations	1	388	0.3%	1.3%	1.2%	1.3%
% of Patients satisfied with the dentistry they have received	0	0	N/A	91.6%	93.6%	93.2%
% of Patients satisfied with the time they had to wait for an appointment	0	0	N/A	87.7%	89.1%	89.0%

\* This is based on patients treated on this contract for their most recent course of treatment. Figures in italics indicate the base number of FP17s or Patient Questionnaire responses are less than 100. N/A is shown where the base number of responses is less than 10 during the period. % is calculated as Quantity/Base number\*100

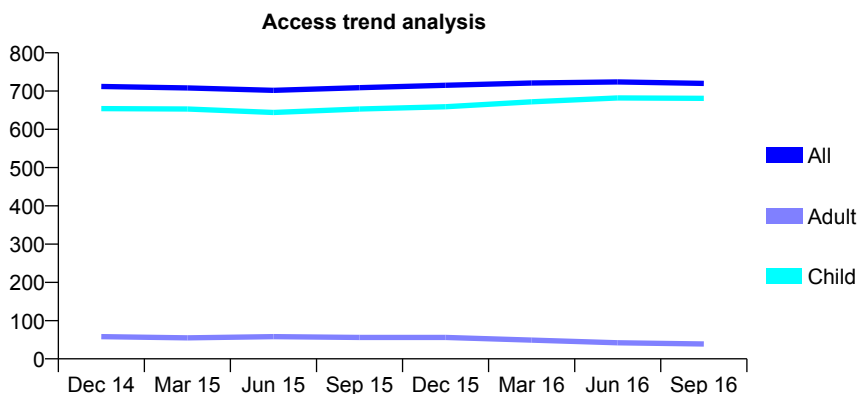
## Q70 - Vital Signs At a Glance Contract Report for 224219/0001 - September 2016

Name or company name	MR GL BROOKE-JONES
Contract type name	GDS Contract
Purpose of contract	General
Contract start date	01/04/2006
Contract end date	

16/17 Contracted general activity (UDA)	1,370
Carry forward general activity (UDA)	0
16/17 Contracted orthodontic activity (UOA)	0
Carry forward orthodontic activity (UOA)	0
Baseline contract value	£27,941.12

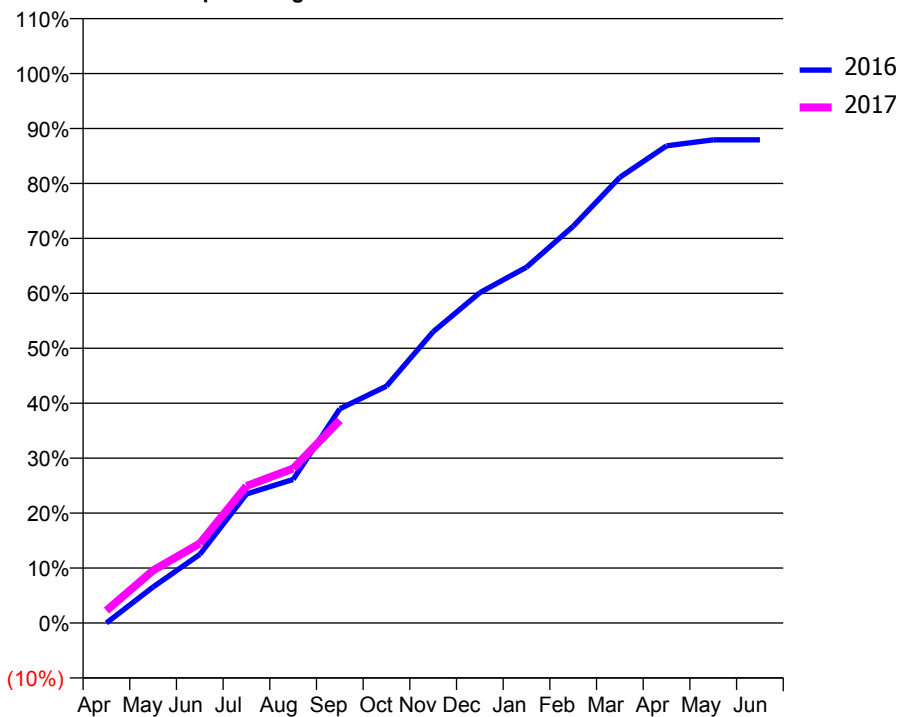
### ACCESS\*

Patients seen in 24 months	Total	Change since previous quarter
Quarter ending September 2015	709	
Quarter ending December 2015	715	→
Quarter ending March 2016	721	→
Quarter ending June 2016	724	→
Quarter ending September 2016	720	→
<b>Variance since September 2015</b>	<b>1.6%</b>	<b>→</b>



### ACTIVITY

Cumulative percentage of contracted UDA delivered 2016 & 2017



Adjusted Scheduled Activity (UDA)

Month	2016	2017
April	0	31
May	90	131
June	171	198
July	322	342
August	358	385
September	534	505
October	591	
November	726	
December	824	
January	887	
February	989	
March	1,111	
April	1,190	
May	1,205	
June	1,205	

### QUALITY

	Quantity	Base Number	Contract	AT	Region	England
% of FP17s for the same patient ID Re-attending within 3 months - Children	18	427	4.2%	10.3%	11.8%	12.4%
% of FP17s for the same patient ID Re-attending within 3 months - Adults	0	0	N/A	15.1%	16.6%	16.7%
% of FP17s for the same patient ID Re-attending between 3 & 9 months - Children	280	427	65.6%	60.7%	60.2%	57.4%
% of FP17s for the same patient ID Re-attending between 3 & 9 months - Adults	0	0	N/A	52.7%	52.0%	50.5%
% of FP17s for Band 1 Urgent Courses	17	350	4.9%	9.6%	9.4%	9.1%
% of FP17s Relating to Free Repair or Replacements	0	350	0.0%	0.7%	0.7%	0.8%
% of FP17s Relating to Continuations	0	350	0.0%	1.3%	1.2%	1.3%
% of Patients satisfied with the dentistry they have received	0	1	N/A	91.6%	93.6%	93.2%
% of Patients satisfied with the time they had to wait for an appointment	0	1	N/A	87.7%	89.1%	89.0%

\* This is based on patients treated on this contract for their most recent course of treatment. Figures in italics indicate the base number of FP17s or Patient Questionnaire responses are less than 100. N/A is shown where the base number of responses is less than 10 during the period. % is calculated as Quantity/Base number\*100

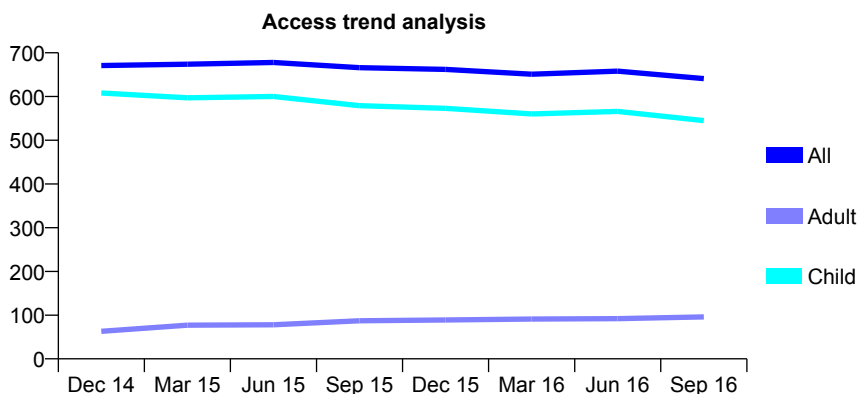
## Q70 - Vital Signs At a Glance Contract Report for 230693/0001 - September 2016

Name or company name	MR SB HACKETT
Contract type name	GDS Contract
Purpose of contract	General
Contract start date	01/04/2006
Contract end date	

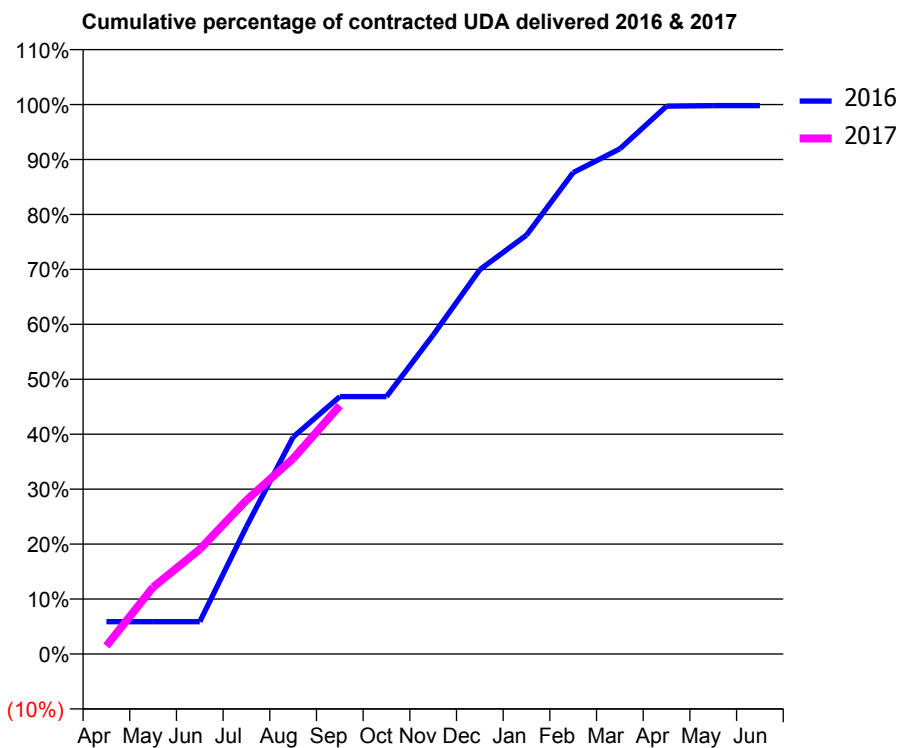
16/17 Contracted general activity (UDA)	1,018
Carry forward general activity (UDA)	2
16/17 Contracted orthodontic activity (UOA)	0
Carry forward orthodontic activity (UOA)	0
Baseline contract value	£21,015.32

### ACCESS\*

Patients seen in 24 months	Total	Change since previous quarter
Quarter ending September 2015	666	
Quarter ending December 2015	662	→
Quarter ending March 2016	651	↓
Quarter ending June 2016	658	→
Quarter ending September 2016	641	↓
<b>Variance since September 2015</b>	<b>(3.8%)</b>	<b>↓</b>



### ACTIVITY



Month	Adjusted Scheduled Activity (UDA)	
	2016	2017
April	60	15
May	60	124
June	60	194
July	236	285
August	402	362
September	477	460
October	477	
November	591	
December	712	
January	776	
February	892	
March	936	
April	1,015	
May	1,016	
June	1,016	

### QUALITY

	Quantity	Base Number	Contract	AT	Region	England
% of FP17s for the same patient ID Re-attending within 3 months - Children	10	438	2.3%	10.3%	11.8%	12.4%
% of FP17s for the same patient ID Re-attending within 3 months - Adults	0	12	0.0%	15.1%	16.6%	16.7%
% of FP17s for the same patient ID Re-attending between 3 & 9 months - Children	276	438	63.0%	60.7%	60.2%	57.4%
% of FP17s for the same patient ID Re-attending between 3 & 9 months - Adults	6	12	50.0%	52.7%	52.0%	50.5%
% of FP17s for Band 1 Urgent Courses	0	378	0.0%	9.6%	9.4%	9.1%
% of FP17s Relating to Free Repair or Replacements	0	378	0.0%	0.7%	0.7%	0.8%
% of FP17s Relating to Continuations	0	378	0.0%	1.3%	1.2%	1.3%
% of Patients satisfied with the dentistry they have received	0	0	N/A	91.6%	93.6%	93.2%
% of Patients satisfied with the time they had to wait for an appointment	0	0	N/A	87.7%	89.1%	89.0%

\* This is based on patients treated on this contract for their most recent course of treatment. Figures in italics indicate the base number of FP17s or Patient Questionnaire responses are less than 100. N/A is shown where the base number of responses is less than 10 during the period. % is calculated as Quantity/Base number\*100

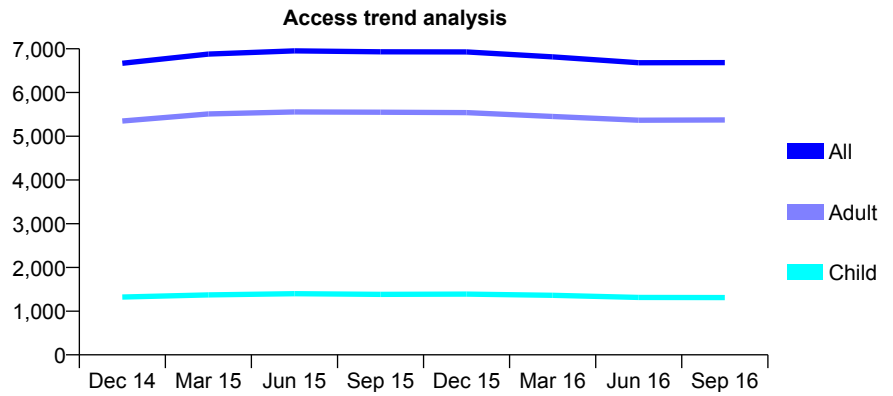
## Q70 - Vital Signs At a Glance Contract Report for 232629/0001 - September 2016

Name or company name	MR W CREEDON
Contract type name	GDS Contract
Purpose of contract	General
Contract start date	01/04/2006
Contract end date	

16/17 Contracted general activity (UDA)	17,406
Carry forward general activity (UDA)	0
16/17 Contracted orthodontic activity (UOA)	0
Carry forward orthodontic activity (UOA)	0
Baseline contract value	£473,412.67

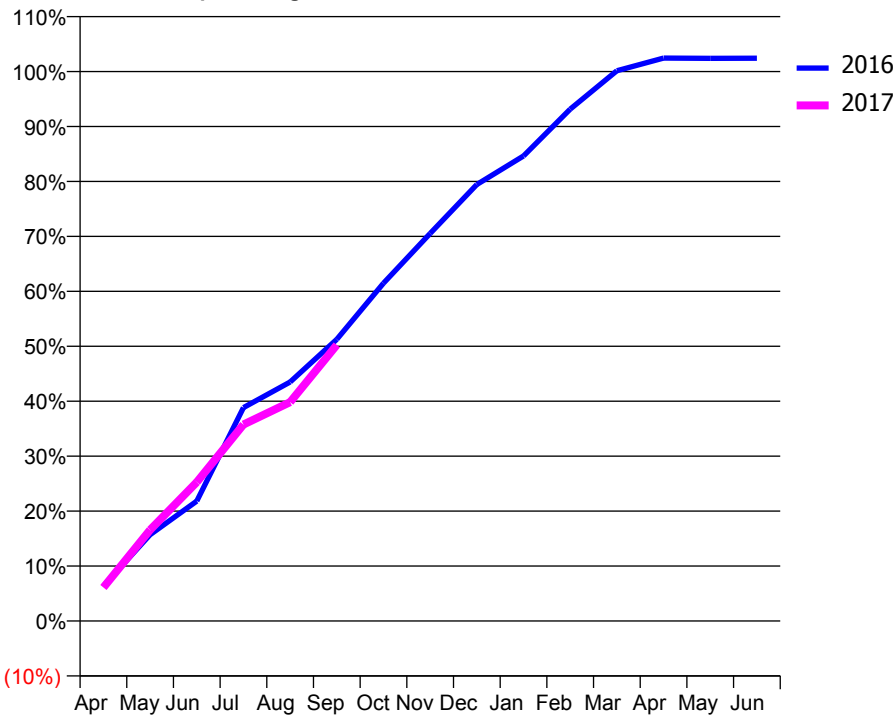
### ACCESS\*

Patients seen in 24 months	Total	Change since previous quarter
Quarter ending September 2015	6,932	
Quarter ending December 2015	6,927	→
Quarter ending March 2016	6,814	↓
Quarter ending June 2016	6,680	↓
Quarter ending September 2016	6,684	→
<b>Variance since September 2015</b>	<b>(3.6%)</b>	<b>↓</b>



### ACTIVITY

Cumulative percentage of contracted UDA delivered 2016 & 2017



Month	Adjusted Scheduled Activity (UDA)	
	2016	2017
April	1,110	1,063
May	2,736	2,888
June	3,799	4,400
July	6,760	6,222
August	7,573	6,934
September	8,923	8,747
October	10,702	
November	12,276	
December	13,828	
January	14,730	
February	16,212	
March	17,429	
April	17,832	
May	17,821	
June	17,828	

### QUALITY

	Quantity	Base Number	Contract	AT	Region	England
% of FP17s for the same patient ID Re-attending within 3 months - Children	77	1,037	7.4%	10.3%	11.8%	12.4%
% of FP17s for the same patient ID Re-attending within 3 months - Adults	455	3,678	12.4%	15.1%	16.6%	16.7%
% of FP17s for the same patient ID Re-attending between 3 & 9 months - Children	620	1,037	59.8%	60.7%	60.2%	57.4%
% of FP17s for the same patient ID Re-attending between 3 & 9 months - Adults	1,958	3,678	53.2%	52.7%	52.0%	50.5%
% of FP17s for Band 1 Urgent Courses	647	4,405	14.7%	9.6%	9.4%	9.1%
% of FP17s Relating to Free Repair or Replacements	34	4,405	0.8%	0.7%	0.7%	0.8%
% of FP17s Relating to Continuations	28	4,405	0.6%	1.3%	1.2%	1.3%
% of Patients satisfied with the dentistry they have received	10	11	90.9%	91.6%	93.6%	93.2%
% of Patients satisfied with the time they had to wait for an appointment	11	11	100.0%	87.7%	89.1%	89.0%

\* This is based on patients treated on this contract for their most recent course of treatment. Figures in italics indicate the base number of FP17s or Patient Questionnaire responses are less than 100. N/A is shown where the base number of responses is less than 10 during the period. % is calculated as Quantity/Base number\*100

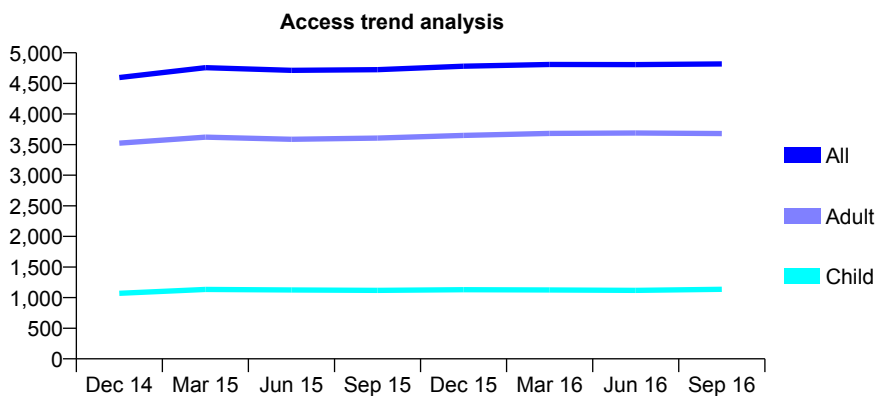
## Q70 - Vital Signs At a Glance Contract Report for 237973/0001 - September 2016

Name or company name	MR S KHANNA
Contract type name	GDS Contract
Purpose of contract	General
Contract start date	01/04/2006
Contract end date	

16/17 Contracted general activity (UDA)	12,122
Carry forward general activity (UDA)	0
16/17 Contracted orthodontic activity (UOA)	0
Carry forward orthodontic activity (UOA)	0
Baseline contract value	£373,911.06

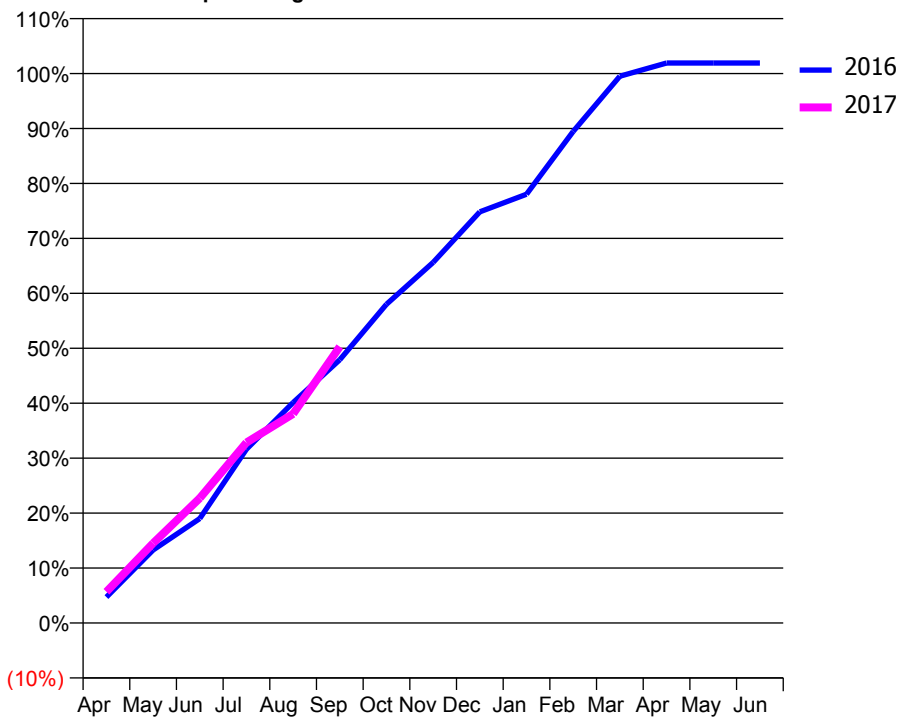
### ACCESS\*

Patients seen in 24 months	Total	Change since previous quarter
Quarter ending September 2015	4,725	
Quarter ending December 2015	4,781	→
Quarter ending March 2016	4,809	→
Quarter ending June 2016	4,807	→
Quarter ending September 2016	4,817	→
<b>Variance since September 2015</b>	<b>1.9%</b>	<b>→</b>



### ACTIVITY

Cumulative percentage of contracted UDA delivered 2016 & 2017



Month	Adjusted Scheduled Activity (UDA)	
	2016	2017
April	573	691
May	1,609	1,760
June	2,306	2,754
July	3,835	3,982
August	4,863	4,613
September	5,808	6,096
October	7,032	
November	7,954	
December	9,071	
January	9,459	
February	10,843	
March	12,063	
April	12,353	
May	12,353	
June	12,354	

### QUALITY

	Quantity	Base Number	Contract	AT	Region	England
% of FP17s for the same patient ID Re-attending within 3 months - Children	68	928	7.3%	10.3%	11.8%	12.4%
% of FP17s for the same patient ID Re-attending within 3 months - Adults	284	2,170	13.1%	15.1%	16.6%	16.7%
% of FP17s for the same patient ID Re-attending between 3 & 9 months - Children	563	928	60.7%	60.7%	60.2%	57.4%
% of FP17s for the same patient ID Re-attending between 3 & 9 months - Adults	613	2,170	28.2%	52.7%	52.0%	50.5%
% of FP17s for Band 1 Urgent Courses	245	2,942	8.3%	9.6%	9.4%	9.1%
% of FP17s Relating to Free Repair or Replacements	13	2,942	0.4%	0.7%	0.7%	0.8%
% of FP17s Relating to Continuations	44	2,942	1.5%	1.3%	1.2%	1.3%
% of Patients satisfied with the dentistry they have received	5	5	N/A	91.6%	93.6%	93.2%
% of Patients satisfied with the time they had to wait for an appointment	5	5	N/A	87.7%	89.1%	89.0%

\* This is based on patients treated on this contract for their most recent course of treatment. Figures in italics indicate the base number of FP17s or Patient Questionnaire responses are less than 100. N/A is shown where the base number of responses is less than 10 during the period. % is calculated as Quantity/Base number\*100

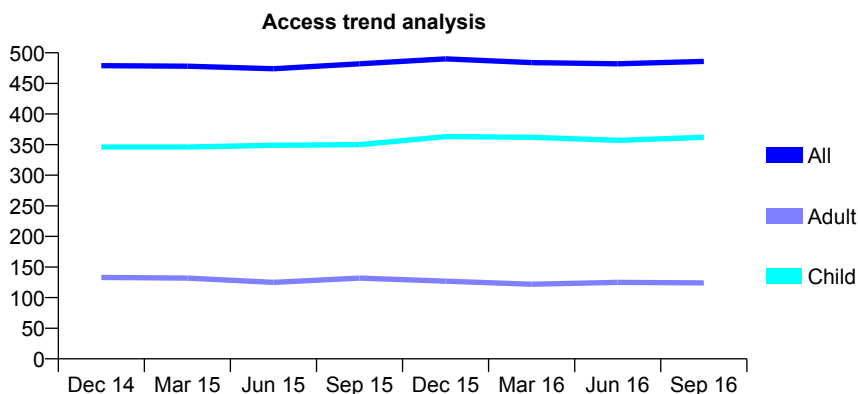
## Q70 - Vital Signs At a Glance Contract Report for 244627/0001 - September 2016

Name or company name	MR MM WAUGH
Contract type name	GDS Contract
Purpose of contract	General
Contract start date	01/04/2006
Contract end date	

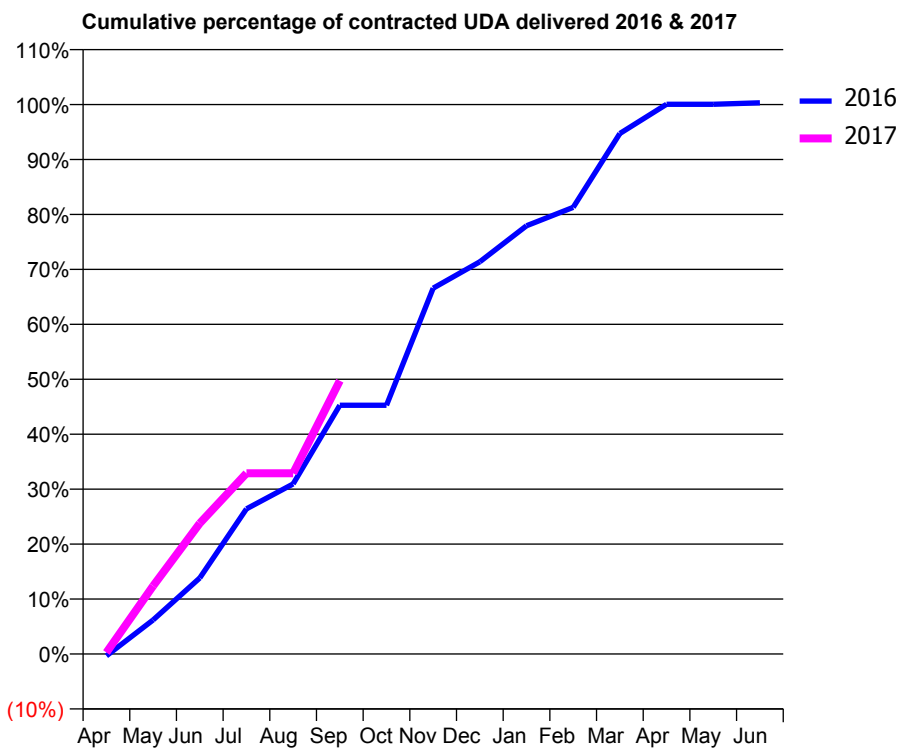
16/17 Contracted general activity (UDA)	1,099
Carry forward general activity (UDA)	-3
16/17 Contracted orthodontic activity (UOA)	0
Carry forward orthodontic activity (UOA)	0
Baseline contract value	£31,639.97

### ACCESS\*

Patients seen in 24 months	Total	Change since previous quarter
Quarter ending September 2015	482	
Quarter ending December 2015	490	→
Quarter ending March 2016	484	↓
Quarter ending June 2016	482	→
Quarter ending September 2016	486	→
<b>Variance since September 2015</b>	<b>0.8%</b>	<b>→</b>



### ACTIVITY



Month	Adjusted Scheduled Activity (UDA)	
	2016	2017
April	-4	3
May	68	136
June	152	261
July	290	362
August	340	362
September	497	547
October	497	
November	732	
December	784	
January	856	
February	893	
March	1,041	
April	1,099	
May	1,099	
June	1,102	

### QUALITY

	Quantity	Base Number	Contract	AT	Region	England
% of FP17s for the same patient ID Re-attending within 3 months - Children	20	340	5.9%	10.3%	11.8%	12.4%
% of FP17s for the same patient ID Re-attending within 3 months - Adults	2	70	2.9%	15.1%	16.6%	16.7%
% of FP17s for the same patient ID Re-attending between 3 & 9 months - Children	260	340	76.5%	60.7%	60.2%	57.4%
% of FP17s for the same patient ID Re-attending between 3 & 9 months - Adults	54	70	77.1%	52.7%	52.0%	50.5%
% of FP17s for Band 1 Urgent Courses	3	376	0.8%	9.6%	9.4%	9.1%
% of FP17s Relating to Free Repair or Replacements	0	376	0.0%	0.7%	0.7%	0.8%
% of FP17s Relating to Continuations	5	376	1.3%	1.3%	1.2%	1.3%
% of Patients satisfied with the dentistry they have received	1	1	N/A	91.6%	93.6%	93.2%
% of Patients satisfied with the time they had to wait for an appointment	1	1	N/A	87.7%	89.1%	89.0%

\* This is based on patients treated on this contract for their most recent course of treatment. Figures in italics indicate the base number of FP17s or Patient Questionnaire responses are less than 100. N/A is shown where the base number of responses is less than 10 during the period. % is calculated as Quantity/Base number\*100



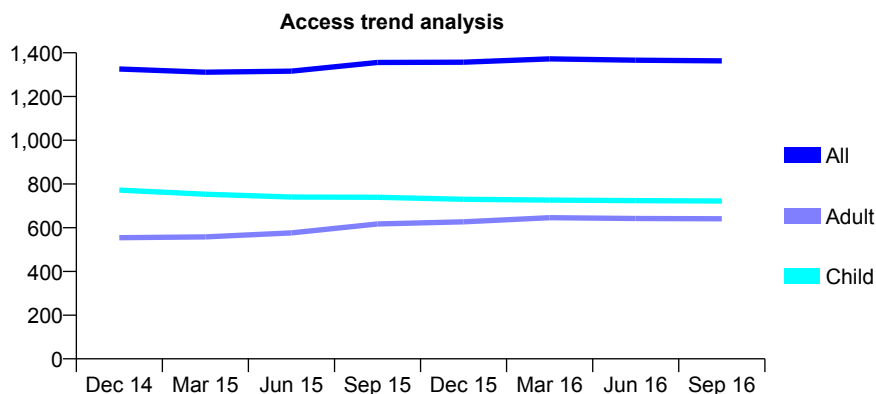
## Q70 - Vital Signs At a Glance Contract Report for 253227/0001 - September 2016

Name or company name	MR WJ STANLEY
Contract type name	GDS Contract
Purpose of contract	General
Contract start date	01/05/2007
Contract end date	

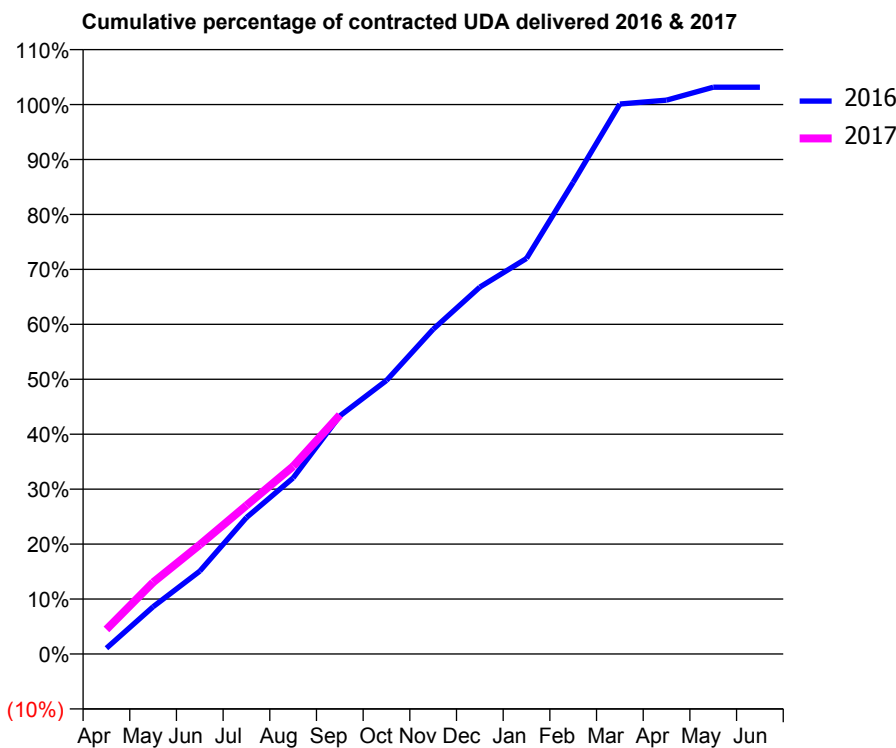
16/17 Contracted general activity (UDA)	3,350
Carry forward general activity (UDA)	-67
16/17 Contracted orthodontic activity (UOA)	0
Carry forward orthodontic activity (UOA)	0
Baseline contract value	£75,248.12

### ACCESS\*

Patients seen in 24 months	Total	Change since previous quarter
Quarter ending September 2015	1,356	
Quarter ending December 2015	1,357	→
Quarter ending March 2016	1,372	→
Quarter ending June 2016	1,366	→
Quarter ending September 2016	1,363	→
<b>Variance since September 2015</b>	<b>0.5%</b>	<b>→</b>



### ACTIVITY



Month	Adjusted Scheduled Activity (UDA)	
	2016	2017
April	35	150
May	288	437
June	505	667
July	832	906
August	1,074	1,144
September	1,452	1,457
October	1,667	
November	1,980	
December	2,237	
January	2,411	
February	2,876	
March	3,353	
April	3,377	
May	3,455	
June	3,455	

### QUALITY

	Quantity	Base Number	Contract	AT	Region	England
% of FP17s for the same patient ID Re-attending within 3 months - Children	39	575	6.8%	10.3%	11.8%	12.4%
% of FP17s for the same patient ID Re-attending within 3 months - Adults	45	390	11.5%	15.1%	16.6%	16.7%
% of FP17s for the same patient ID Re-attending between 3 & 9 months - Children	418	575	72.7%	60.7%	60.2%	57.4%
% of FP17s for the same patient ID Re-attending between 3 & 9 months - Adults	268	390	68.7%	52.7%	52.0%	50.5%
% of FP17s for Band 1 Urgent Courses	49	916	5.3%	9.6%	9.4%	9.1%
% of FP17s Relating to Free Repair or Replacements	3	916	0.3%	0.7%	0.7%	0.8%
% of FP17s Relating to Continuations	0	916	0.0%	1.3%	1.2%	1.3%
% of Patients satisfied with the dentistry they have received	0	0	N/A	91.6%	93.6%	93.2%
% of Patients satisfied with the time they had to wait for an appointment	0	0	N/A	87.7%	89.1%	89.0%

\* This is based on patients treated on this contract for their most recent course of treatment. Figures in italics indicate the base number of FP17s or Patient Questionnaire responses are less than 100. N/A is shown where the base number of responses is less than 10 during the period. % is calculated as Quantity/Base number\*100

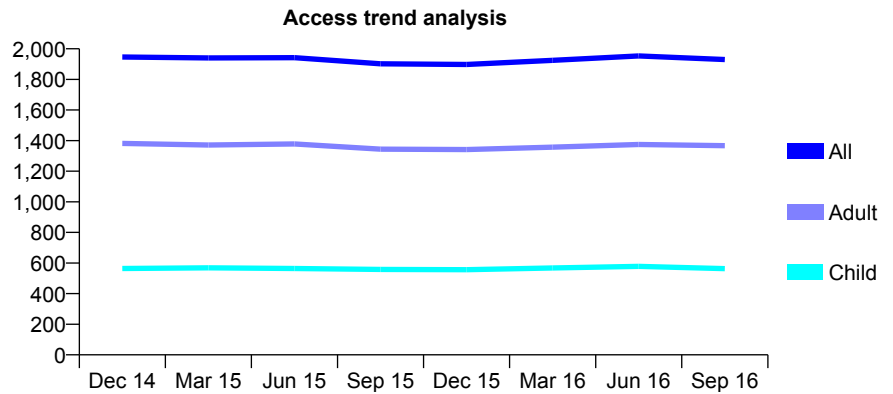
## Q70 - Vital Signs At a Glance Contract Report for 253804/0001 - September 2016

Name or company name	MRS SC FENTON
Contract type name	GDS Contract
Purpose of contract	General
Contract start date	01/04/2006
Contract end date	

16/17 Contracted general activity (UDA)	6,500
Carry forward general activity (UDA)	242
16/17 Contracted orthodontic activity (UOA)	0
Carry forward orthodontic activity (UOA)	0
Baseline contract value	£152,195.88

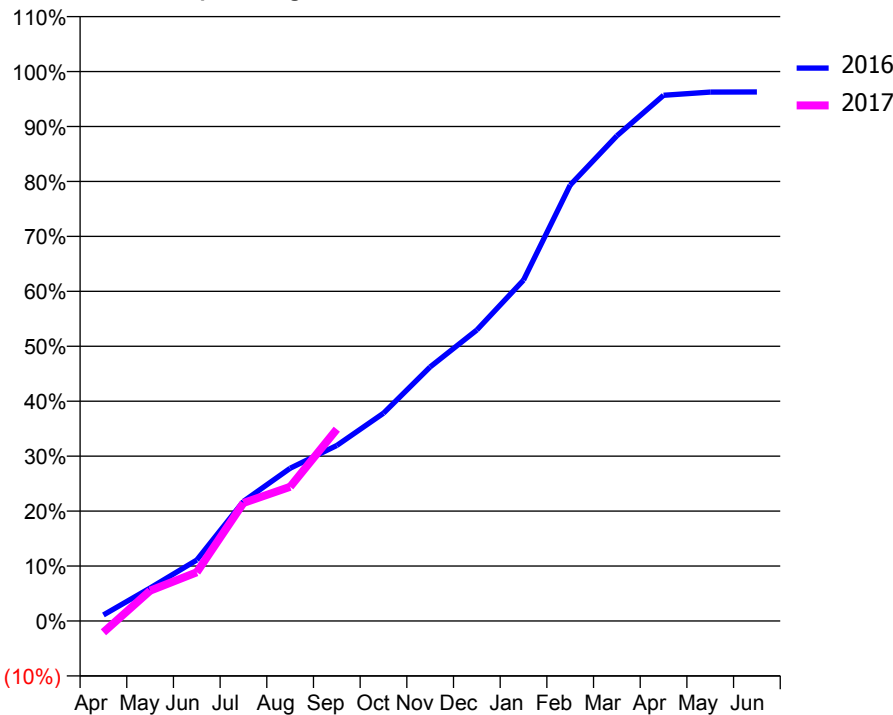
### ACCESS\*

Patients seen in 24 months	Total	Change since previous quarter
Quarter ending September 2015	1,902	
Quarter ending December 2015	1,898	→
Quarter ending March 2016	1,925	→
Quarter ending June 2016	1,953	→
Quarter ending September 2016	1,930	↓
<b>Variance since September 2015</b>	<b>1.5%</b>	<b>→</b>



### ACTIVITY

Cumulative percentage of contracted UDA delivered 2016 & 2017



Month	Adjusted Scheduled Activity (UDA)	
	2016	2017
April	71	-136
May	390	358
June	721	576
July	1,416	1,396
August	1,807	1,588
September	2,076	2,270
October	2,459	
November	3,005	
December	3,442	
January	4,033	
February	5,157	
March	5,739	
April	6,218	
May	6,257	
June	6,258	

### QUALITY

	Quantity	Base Number	Contract	AT	Region	England
% of FP17s for the same patient ID Re-attending within 3 months - Children	38	456	8.3%	10.3%	11.8%	12.4%
% of FP17s for the same patient ID Re-attending within 3 months - Adults	187	1,021	18.3%	15.1%	16.6%	16.7%
% of FP17s for the same patient ID Re-attending between 3 & 9 months - Children	326	456	71.5%	60.7%	60.2%	57.4%
% of FP17s for the same patient ID Re-attending between 3 & 9 months - Adults	631	1,021	61.8%	52.7%	52.0%	50.5%
% of FP17s for Band 1 Urgent Courses	88	1,251	7.0%	9.6%	9.4%	9.1%
% of FP17s Relating to Free Repair or Replacements	27	1,251	2.2%	0.7%	0.7%	0.8%
% of FP17s Relating to Continuations	13	1,251	1.0%	1.3%	1.2%	1.3%
% of Patients satisfied with the dentistry they have received	0	0	N/A	91.6%	93.6%	93.2%
% of Patients satisfied with the time they had to wait for an appointment	0	0	N/A	87.7%	89.1%	89.0%

\* This is based on patients treated on this contract for their most recent course of treatment. Figures in italics indicate the base number of FP17s or Patient Questionnaire responses are less than 100. N/A is shown where the base number of responses is less than 10 during the period. % is calculated as Quantity/Base number\*100

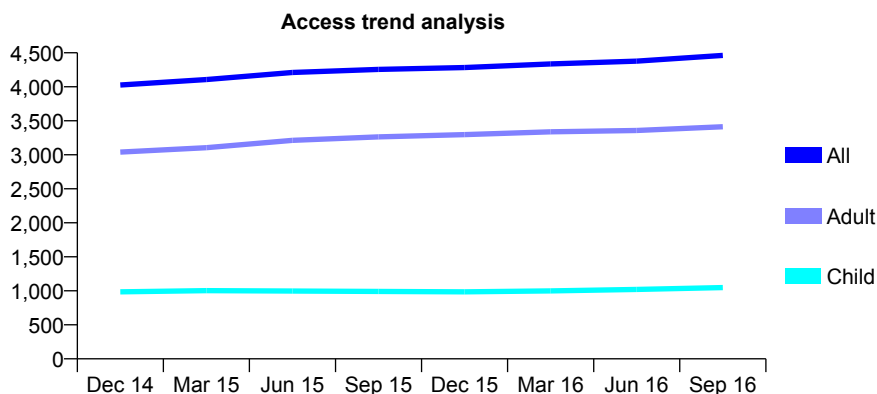
## Q70 - Vital Signs At a Glance Contract Report for 256617/0002 - September 2016

Name or company name	MR NK TANK
Contract type name	GDS Contract
Purpose of contract	General
Contract start date	01/07/2006
Contract end date	

16/17 Contracted general activity (UDA)	12,500
Carry forward general activity (UDA)	246
16/17 Contracted orthodontic activity (UOA)	0
Carry forward orthodontic activity (UOA)	0
Baseline contract value	£349,223.16

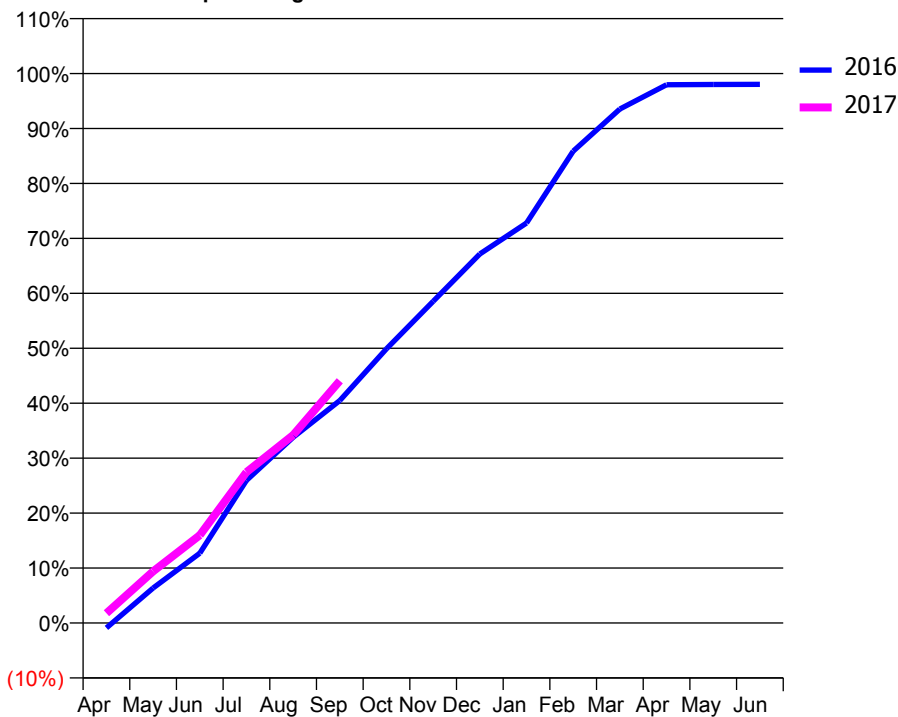
### ACCESS\*

Patients seen in 24 months	Total	Change since previous quarter
Quarter ending September 2015	4,256	
Quarter ending December 2015	4,283	→
Quarter ending March 2016	4,337	→
Quarter ending June 2016	4,378	→
Quarter ending September 2016	4,462	→
<b>Variance since September 2015</b>	<b>4.8%</b>	<b>↑</b>



### ACTIVITY

Cumulative percentage of contracted UDA delivered 2016 & 2017



Month	Adjusted Scheduled Activity (UDA)	
	2016	2017
April	-114	223
May	797	1,174
June	1,587	1,999
July	3,243	3,434
August	4,223	4,276
September	5,062	5,510
October	6,237	
November	7,317	
December	8,395	
January	9,100	
February	10,734	
March	11,691	
April	12,243	
May	12,251	
June	12,254	

### QUALITY

	Quantity	Base Number	Contract	AT	Region	England
% of FP17s for the same patient ID Re-attending within 3 months - Children	42	884	4.8%	10.3%	11.8%	12.4%
% of FP17s for the same patient ID Re-attending within 3 months - Adults	330	2,399	13.8%	15.1%	16.6%	16.7%
% of FP17s for the same patient ID Re-attending between 3 & 9 months - Children	600	884	67.9%	60.7%	60.2%	57.4%
% of FP17s for the same patient ID Re-attending between 3 & 9 months - Adults	1,294	2,399	53.9%	52.7%	52.0%	50.5%
% of FP17s for Band 1 Urgent Courses	311	3,035	10.2%	9.6%	9.4%	9.1%
% of FP17s Relating to Free Repair or Replacements	31	3,035	1.0%	0.7%	0.7%	0.8%
% of FP17s Relating to Continuations	21	3,035	0.7%	1.3%	1.2%	1.3%
% of Patients satisfied with the dentistry they have received	2	2	N/A	91.6%	93.6%	93.2%
% of Patients satisfied with the time they had to wait for an appointment	2	2	N/A	87.7%	89.1%	89.0%

\* This is based on patients treated on this contract for their most recent course of treatment. Figures in italics indicate the base number of FP17s or Patient Questionnaire responses are less than 100. N/A is shown where the base number of responses is less than 10 during the period. % is calculated as Quantity/Base number\*100

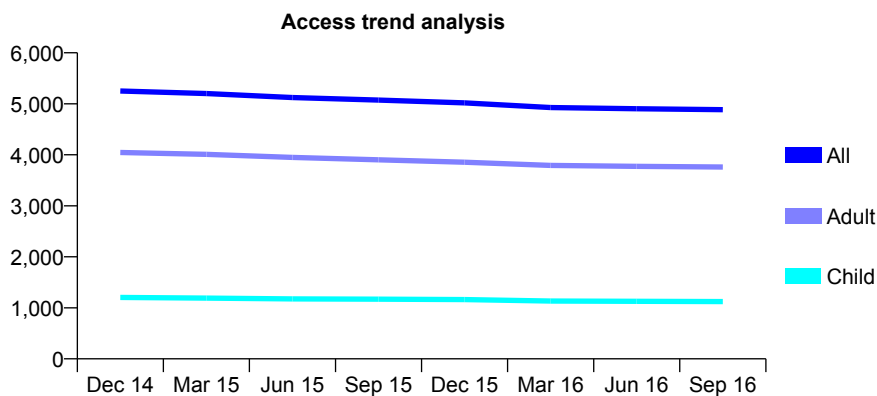
## Q70 - Vital Signs At a Glance Contract Report for 258385/0001 - September 2016

Name or company name	MR PD WOODHOUSE
Contract type name	GDS Contract
Purpose of contract	General
Contract start date	01/04/2006
Contract end date	

16/17 Contracted general activity (UDA)	14,269
Carry forward general activity (UDA)	-20
16/17 Contracted orthodontic activity (UOA)	0
Carry forward orthodontic activity (UOA)	0
Baseline contract value	£419,671.88

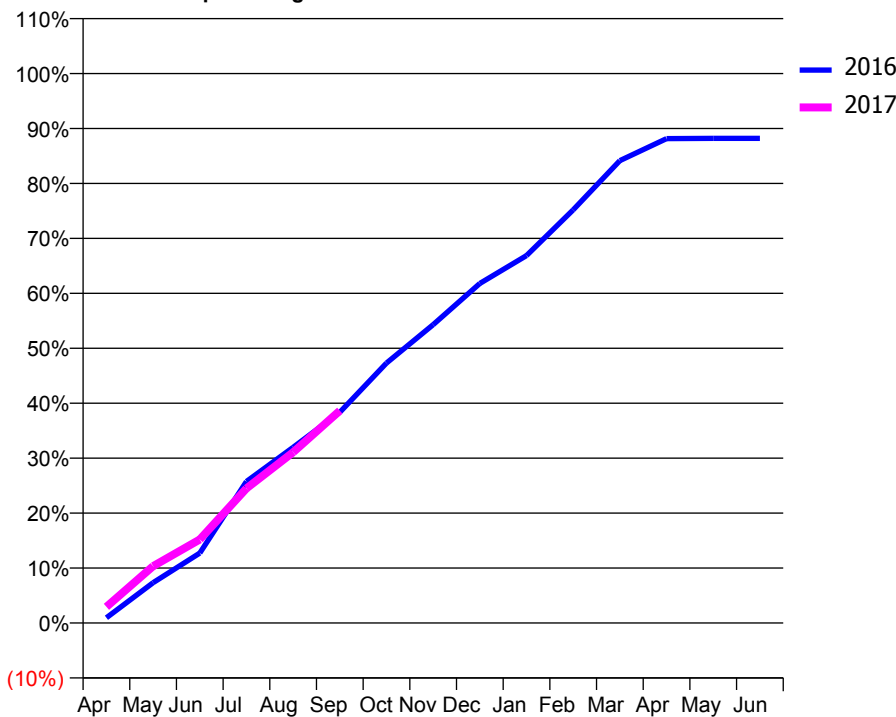
### ACCESS\*

Patients seen in 24 months	Total	Change since previous quarter
Quarter ending September 2015	5,072	
Quarter ending December 2015	5,019	↓
Quarter ending March 2016	4,926	↓
Quarter ending June 2016	4,903	→
Quarter ending September 2016	4,885	→
<b>Variance since September 2015</b>	<b>(3.7%)</b>	<b>↓</b>



### ACTIVITY

Cumulative percentage of contracted UDA delivered 2016 & 2017



Month	Adjusted Scheduled Activity (UDA)	
	2016	2017
April	138	419
May	1,047	1,476
June	1,817	2,168
July	3,674	3,494
August	4,560	4,435
September	5,472	5,515
October	6,752	
November	7,749	
December	8,817	
January	9,541	
February	10,728	
March	12,006	
April	12,580	
May	12,584	
June	12,585	

### QUALITY

	Quantity	Base Number	Contract	AT	Region	England
% of FP17s for the same patient ID Re-attending within 3 months - Children	66	939	7.0%	10.3%	11.8%	12.4%
% of FP17s for the same patient ID Re-attending within 3 months - Adults	518	2,984	17.4%	15.1%	16.6%	16.7%
% of FP17s for the same patient ID Re-attending between 3 & 9 months - Children	583	939	62.1%	60.7%	60.2%	57.4%
% of FP17s for the same patient ID Re-attending between 3 & 9 months - Adults	1,794	2,984	60.1%	52.7%	52.0%	50.5%
% of FP17s for Band 1 Urgent Courses	350	3,173	11.0%	9.6%	9.4%	9.1%
% of FP17s Relating to Free Repair or Replacements	27	3,173	0.9%	0.7%	0.7%	0.8%
% of FP17s Relating to Continuations	63	3,173	2.0%	1.3%	1.2%	1.3%
% of Patients satisfied with the dentistry they have received	7	8	N/A	91.6%	93.6%	93.2%
% of Patients satisfied with the time they had to wait for an appointment	8	8	N/A	87.7%	89.1%	89.0%

\* This is based on patients treated on this contract for their most recent course of treatment. Figures in italics indicate the base number of FP17s or Patient Questionnaire responses are less than 100. N/A is shown where the base number of responses is less than 10 during the period. % is calculated as Quantity/Base number\*100

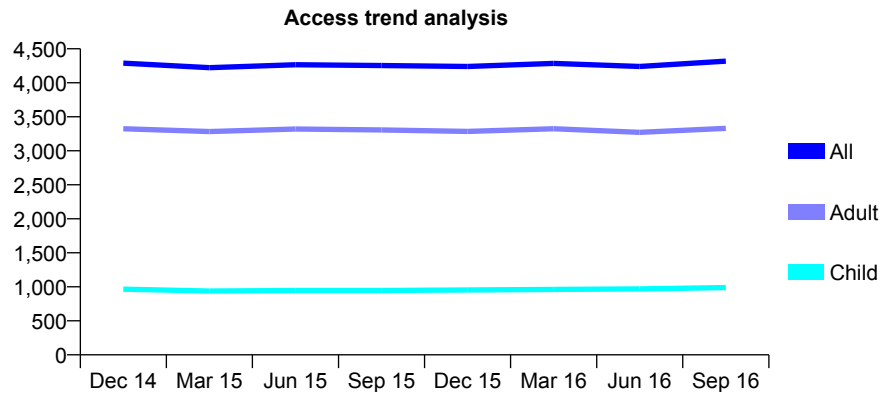
## Q70 - Vital Signs At a Glance Contract Report for 262471/0001 - September 2016

Name or company name	MR B ANSARI
Contract type name	GDS Contract
Purpose of contract	General
Contract start date	01/04/2006
Contract end date	

16/17 Contracted general activity (UDA)	14,743
Carry forward general activity (UDA)	0
16/17 Contracted orthodontic activity (UOA)	0
Carry forward orthodontic activity (UOA)	0
Baseline contract value	£361,394.17

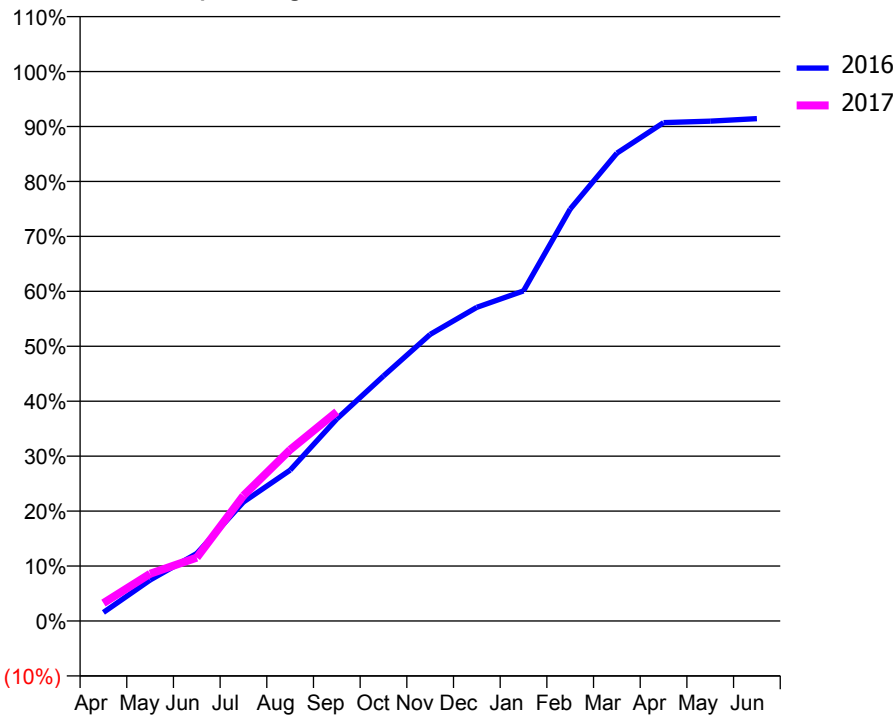
### ACCESS\*

Patients seen in 24 months	Total	Change since previous quarter
Quarter ending September 2015	4,253	
Quarter ending December 2015	4,240	→
Quarter ending March 2016	4,285	→
Quarter ending June 2016	4,241	↓
Quarter ending September 2016	4,319	→
<b>Variance since September 2015</b>	<b>1.6%</b>	<b>→</b>



### ACTIVITY

Cumulative percentage of contracted UDA delivered 2016 & 2017



Month	Adjusted Scheduled Activity (UDA)	
	2016	2017
April	232	481
May	1,100	1,267
June	1,814	1,702
July	3,192	3,366
August	4,046	4,596
September	5,420	5,614
October	6,576	
November	7,690	
December	8,416	
January	8,857	
February	11,054	
March	12,552	
April	13,370	
May	13,412	
June	13,477	

### QUALITY

	Quantity	Base Number	Contract	AT	Region	England
% of FP17s for the same patient ID Re-attending within 3 months - Children	70	697	10.0%	10.3%	11.8%	12.4%
% of FP17s for the same patient ID Re-attending within 3 months - Adults	261	1,831	14.3%	15.1%	16.6%	16.7%
% of FP17s for the same patient ID Re-attending between 3 & 9 months - Children	363	697	52.1%	60.7%	60.2%	57.4%
% of FP17s for the same patient ID Re-attending between 3 & 9 months - Adults	804	1,831	43.9%	52.7%	52.0%	50.5%
% of FP17s for Band 1 Urgent Courses	315	2,234	14.1%	9.6%	9.4%	9.1%
% of FP17s Relating to Free Repair or Replacements	0	2,234	0.0%	0.7%	0.7%	0.8%
% of FP17s Relating to Continuations	2	2,234	0.1%	1.3%	1.2%	1.3%
% of Patients satisfied with the dentistry they have received	2	2	N/A	91.6%	93.6%	93.2%
% of Patients satisfied with the time they had to wait for an appointment	1	2	N/A	87.7%	89.1%	89.0%

\* This is based on patients treated on this contract for their most recent course of treatment. Figures in italics indicate the base number of FP17s or Patient Questionnaire responses are less than 100. N/A is shown where the base number of responses is less than 10 during the period. % is calculated as Quantity/Base number\*100

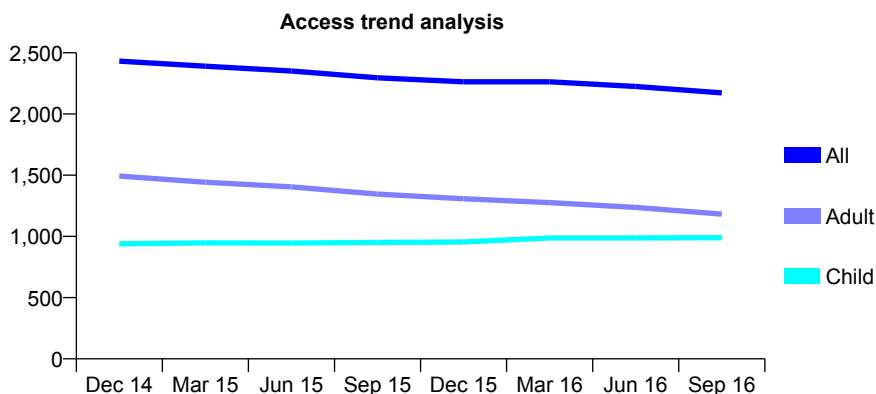
## Q70 - Vital Signs At a Glance Contract Report for 263338/0001 - September 2016

Name or company name	MR GS WILBY-LOPEZ
Contract type name	GDS Contract
Purpose of contract	General
Contract start date	29/09/2006
Contract end date	

16/17 Contracted general activity (UDA)	6,000
Carry forward general activity (UDA)	0
16/17 Contracted orthodontic activity (UOA)	0
Carry forward orthodontic activity (UOA)	0
Baseline contract value	£143,813.36

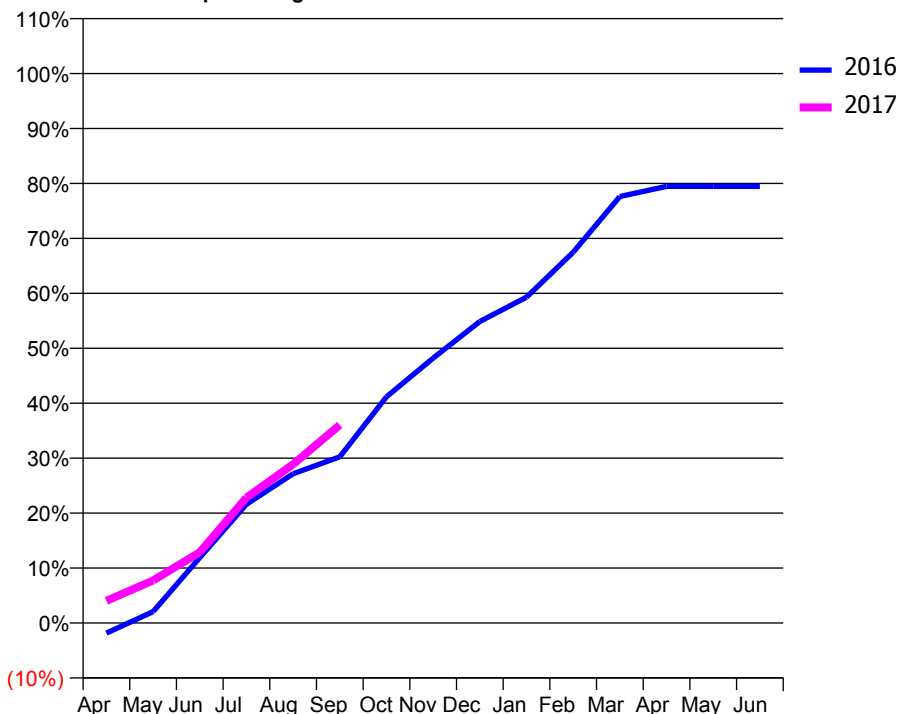
### ACCESS\*

Patients seen in 24 months	Total	Change since previous quarter
Quarter ending September 2015	2,296	
Quarter ending December 2015	2,263	↓
Quarter ending March 2016	2,263	→
Quarter ending June 2016	2,225	↓
Quarter ending September 2016	2,173	↓
<b>Variance since September 2015</b>	<b>(5.4%)</b>	<b>↓</b>



### ACTIVITY

Cumulative percentage of contracted UDA delivered 2016 & 2017



Adjusted Scheduled Activity (UDA)

Month	2016	2017
April	-130	242
May	144	466
June	832	773
July	1,513	1,370
August	1,901	1,734
September	2,117	2,162
October	2,882	
November	3,375	
December	3,842	
January	4,151	
February	4,723	
March	5,433	
April	5,562	
May	5,563	
June	5,563	

### QUALITY

	Quantity	Base Number	Contract	AT	Region	England
% of FP17s for the same patient ID Re-attending within 3 months - Children	42	810	5.2%	10.3%	11.8%	12.4%
% of FP17s for the same patient ID Re-attending within 3 months - Adults	104	780	13.3%	15.1%	16.6%	16.7%
% of FP17s for the same patient ID Re-attending between 3 & 9 months - Children	595	810	73.5%	60.7%	60.2%	57.4%
% of FP17s for the same patient ID Re-attending between 3 & 9 months - Adults	574	780	73.6%	52.7%	52.0%	50.5%
% of FP17s for Band 1 Urgent Courses	57	1,486	3.8%	9.6%	9.4%	9.1%
% of FP17s Relating to Free Repair or Replacements	10	1,486	0.7%	0.7%	0.7%	0.8%
% of FP17s Relating to Continuations	42	1,486	2.8%	1.3%	1.2%	1.3%
% of Patients satisfied with the dentistry they have received	0	0	N/A	91.6%	93.6%	93.2%
% of Patients satisfied with the time they had to wait for an appointment	0	0	N/A	87.7%	89.1%	89.0%

\* This is based on patients treated on this contract for their most recent course of treatment. Figures in italics indicate the base number of FP17s or Patient Questionnaire responses are less than 100. N/A is shown where the base number of responses is less than 10 during the period. % is calculated as Quantity/Base number\*100

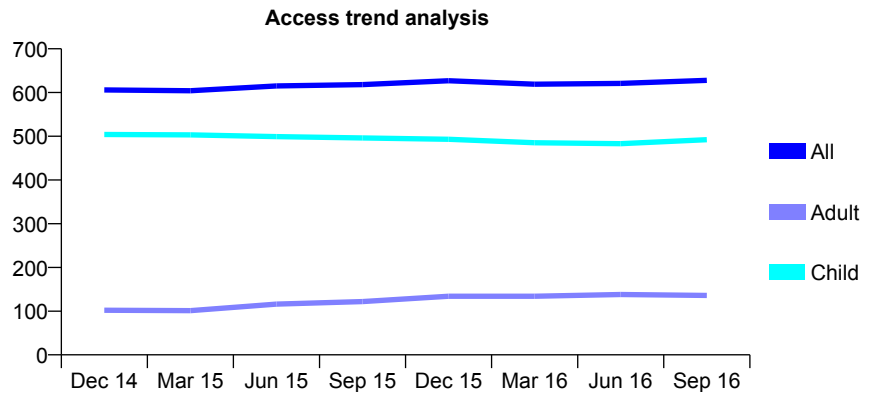
## Q70 - Vital Signs At a Glance Contract Report for 305154/0001 - September 2016

Name or company name	MR PD KENNY
Contract type name	GDS Contract
Purpose of contract	General
Contract start date	01/04/2006
Contract end date	

16/17 Contracted general activity (UDA)	1,350
Carry forward general activity (UDA)	4
16/17 Contracted orthodontic activity (UOA)	0
Carry forward orthodontic activity (UOA)	0
Baseline contract value	£28,616.49

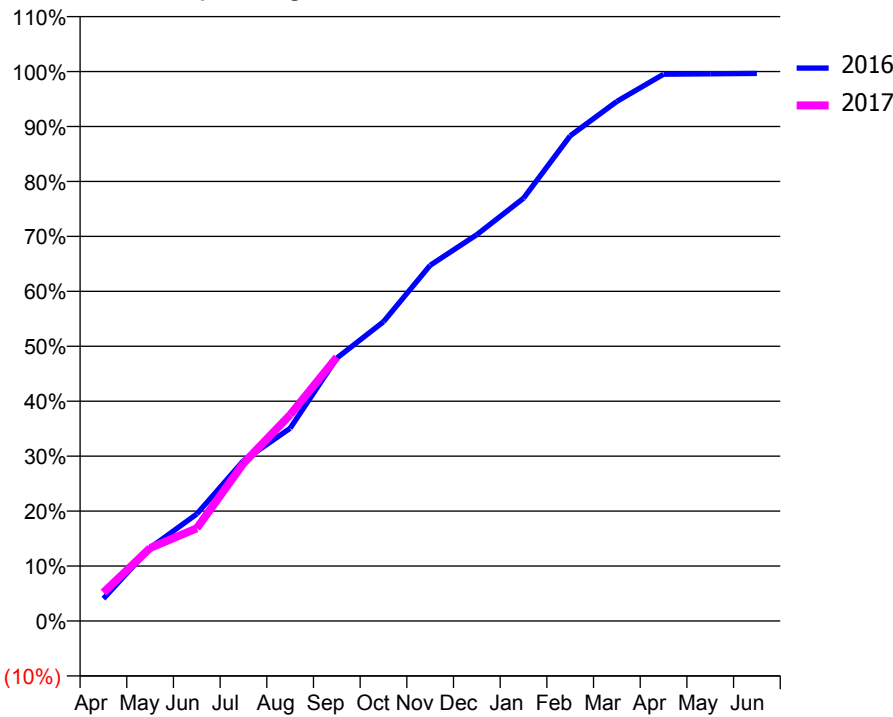
### ACCESS\*

Patients seen in 24 months	Total	Change since previous quarter
Quarter ending September 2015	618	
Quarter ending December 2015	627	→
Quarter ending March 2016	619	↓
Quarter ending June 2016	621	→
Quarter ending September 2016	628	→
<b>Variance since September 2015</b>	<b>1.6%</b>	<b>→</b>



### ACTIVITY

Cumulative percentage of contracted UDA delivered 2016 & 2017



Month	Adjusted Scheduled Activity (UDA)	
	2016	2017
April	55	70
May	180	179
June	263	228
July	394	387
August	473	507
September	646	648
October	735	
November	874	
December	949	
January	1,039	
February	1,192	
March	1,276	
April	1,343	
May	1,344	
June	1,345	

### QUALITY

	Quantity	Base Number	Contract	AT	Region	England
% of FP17s for the same patient ID Re-attending within 3 months - Children	48	503	9.5%	10.3%	11.8%	12.4%
% of FP17s for the same patient ID Re-attending within 3 months - Adults	3	48	6.3%	15.1%	16.6%	16.7%
% of FP17s for the same patient ID Re-attending between 3 & 9 months - Children	361	503	71.8%	60.7%	60.2%	57.4%
% of FP17s for the same patient ID Re-attending between 3 & 9 months - Adults	38	48	79.2%	52.7%	52.0%	50.5%
% of FP17s for Band 1 Urgent Courses	26	487	5.3%	9.6%	9.4%	9.1%
% of FP17s Relating to Free Repair or Replacements	0	487	0.0%	0.7%	0.7%	0.8%
% of FP17s Relating to Continuations	1	487	0.2%	1.3%	1.2%	1.3%
% of Patients satisfied with the dentistry they have received	0	0	N/A	91.6%	93.6%	93.2%
% of Patients satisfied with the time they had to wait for an appointment	0	0	N/A	87.7%	89.1%	89.0%

\* This is based on patients treated on this contract for their most recent course of treatment. Figures in italics indicate the base number of FP17s or Patient Questionnaire responses are less than 100. N/A is shown where the base number of responses is less than 10 during the period. % is calculated as Quantity/Base number\*100



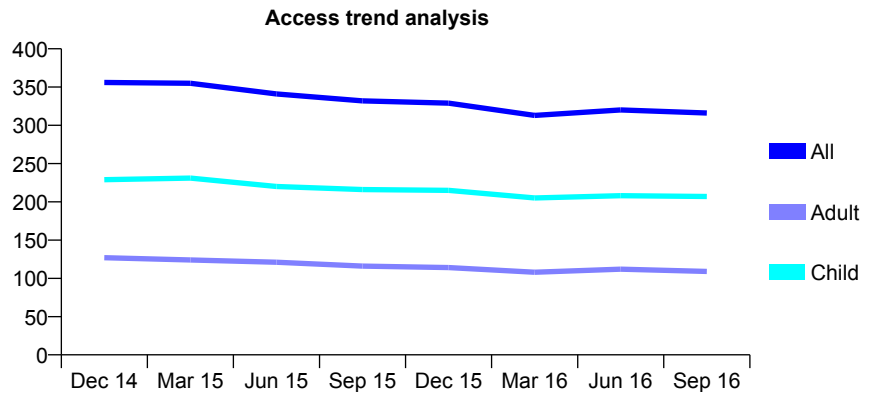
## Q70 - Vital Signs At a Glance Contract Report for 305650/0001 - September 2016

Name or company name	MR SP KING
Contract type name	GDS Contract
Purpose of contract	General
Contract start date	01/10/2012
Contract end date	

16/17 Contracted general activity (UDA)	650
Carry forward general activity (UDA)	0
16/17 Contracted orthodontic activity (UOA)	0
Carry forward orthodontic activity (UOA)	0
Baseline contract value	£15,075.44

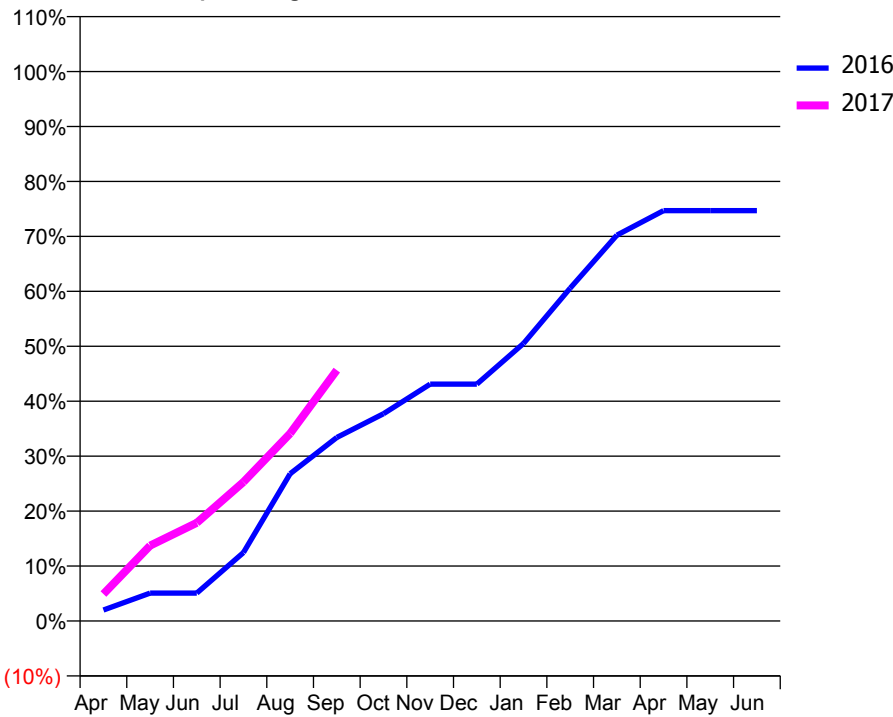
### ACCESS\*

Patients seen in 24 months	Total	Change since previous quarter
Quarter ending September 2015	332	
Quarter ending December 2015	329	→
Quarter ending March 2016	313	↓
Quarter ending June 2016	320	↑
Quarter ending September 2016	316	↓
<b>Variance since September 2015</b>	<b>(4.8%)</b>	<b>↓</b>



### ACTIVITY

Cumulative percentage of contracted UDA delivered 2016 & 2017



Month	Adjusted Scheduled Activity (UDA)	
	2016	2017
April	13	32
May	33	89
June	33	116
July	81	164
August	174	222
September	217	297
October	245	
November	280	
December	280	
January	328	
February	394	
March	456	
April	485	
May	485	
June	485	

### QUALITY

	Quantity	Base Number	Contract	AT	Region	England
% of FP17s for the same patient ID Re-attending within 3 months - Children	6	133	4.5%	10.3%	11.8%	12.4%
% of FP17s for the same patient ID Re-attending within 3 months - Adults	7	56	12.5%	15.1%	16.6%	16.7%
% of FP17s for the same patient ID Re-attending between 3 & 9 months - Children	54	133	40.6%	60.7%	60.2%	57.4%
% of FP17s for the same patient ID Re-attending between 3 & 9 months - Adults	18	56	32.1%	52.7%	52.0%	50.5%
% of FP17s for Band 1 Urgent Courses	4	167	2.4%	9.6%	9.4%	9.1%
% of FP17s Relating to Free Repair or Replacements	0	167	0.0%	0.7%	0.7%	0.8%
% of FP17s Relating to Continuations	5	167	3.0%	1.3%	1.2%	1.3%
% of Patients satisfied with the dentistry they have received	0	0	N/A	91.6%	93.6%	93.2%
% of Patients satisfied with the time they had to wait for an appointment	0	0	N/A	87.7%	89.1%	89.0%

\* This is based on patients treated on this contract for their most recent course of treatment. Figures in italics indicate the base number of FP17s or Patient Questionnaire responses are less than 100. N/A is shown where the base number of responses is less than 10 during the period. % is calculated as Quantity/Base number\*100

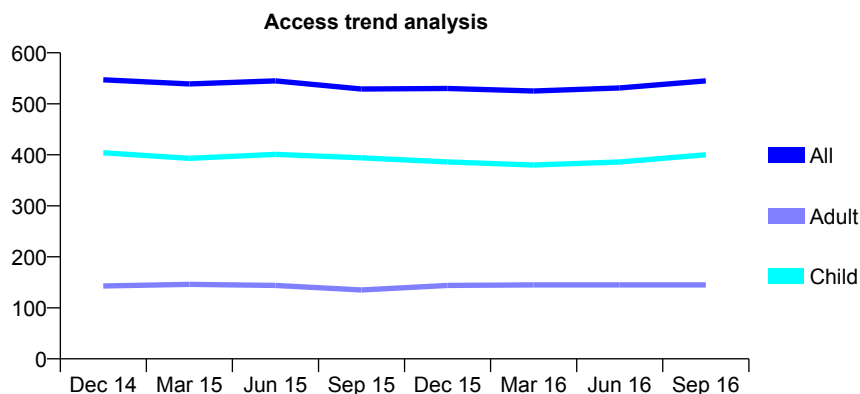
## Q70 - Vital Signs At a Glance Contract Report for 307181/0001 - September 2016

Name or company name	MR DI GREENAWAY
Contract type name	GDS Contract
Purpose of contract	General
Contract start date	01/04/2006
Contract end date	

16/17 Contracted general activity (UDA)	1,000
Carry forward general activity (UDA)	0
16/17 Contracted orthodontic activity (UOA)	0
Carry forward orthodontic activity (UOA)	0
Baseline contract value	£22,752.33

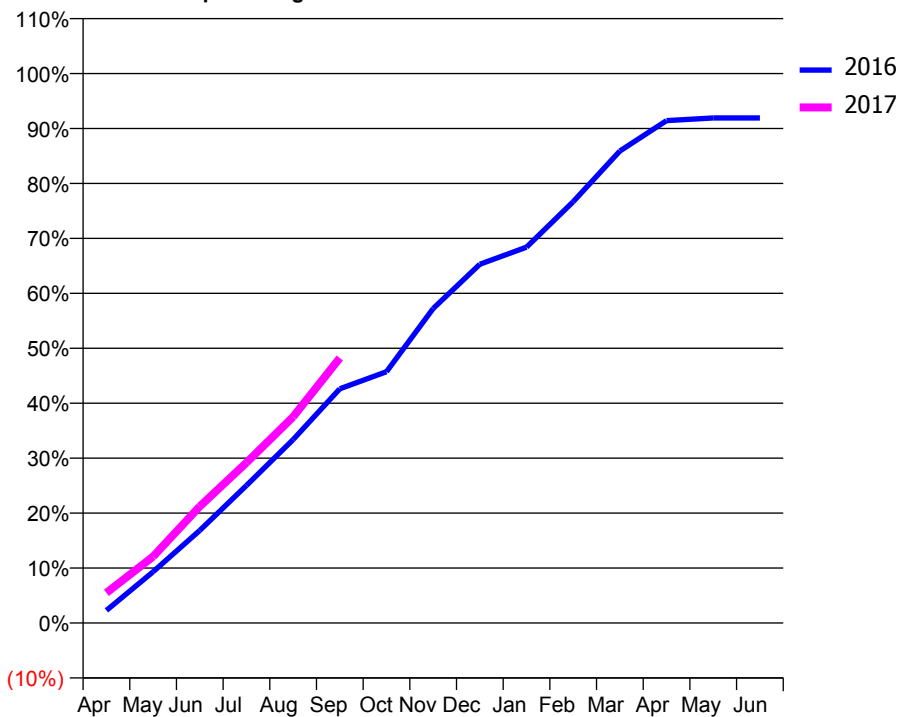
### ACCESS\*

Patients seen in 24 months	Total	Change since previous quarter
Quarter ending September 2015	529	
Quarter ending December 2015	530	→
Quarter ending March 2016	525	→
Quarter ending June 2016	531	→
Quarter ending September 2016	545	↑
<b>Variance since September 2015</b>	<b>3.0%</b>	<b>↑</b>



### ACTIVITY

Cumulative percentage of contracted UDA delivered 2016 & 2017



Month	Adjusted Scheduled Activity (UDA)	
	2016	2017
April	23	55
May	93	121
June	169	212
July	250	292
August	334	375
September	426	482
October	457	
November	572	
December	653	
January	684	
February	767	
March	859	
April	914	
May	919	
June	919	

### QUALITY

	Quantity	Base Number	Contract	AT	Region	England
% of FP17s for the same patient ID Re-attending within 3 months - Children	9	340	2.6%	10.3%	11.8%	12.4%
% of FP17s for the same patient ID Re-attending within 3 months - Adults	4	77	5.2%	15.1%	16.6%	16.7%
% of FP17s for the same patient ID Re-attending between 3 & 9 months - Children	228	340	67.1%	60.7%	60.2%	57.4%
% of FP17s for the same patient ID Re-attending between 3 & 9 months - Adults	38	77	49.4%	52.7%	52.0%	50.5%
% of FP17s for Band 1 Urgent Courses	7	375	1.9%	9.6%	9.4%	9.1%
% of FP17s Relating to Free Repair or Replacements	0	375	0.0%	0.7%	0.7%	0.8%
% of FP17s Relating to Continuations	0	375	0.0%	1.3%	1.2%	1.3%
% of Patients satisfied with the dentistry they have received	1	1	N/A	91.6%	93.6%	93.2%
% of Patients satisfied with the time they had to wait for an appointment	1	1	N/A	87.7%	89.1%	89.0%

\* This is based on patients treated on this contract for their most recent course of treatment. Figures in italics indicate the base number of FP17s or Patient Questionnaire responses are less than 100. N/A is shown where the base number of responses is less than 10 during the period. % is calculated as Quantity/Base number\*100

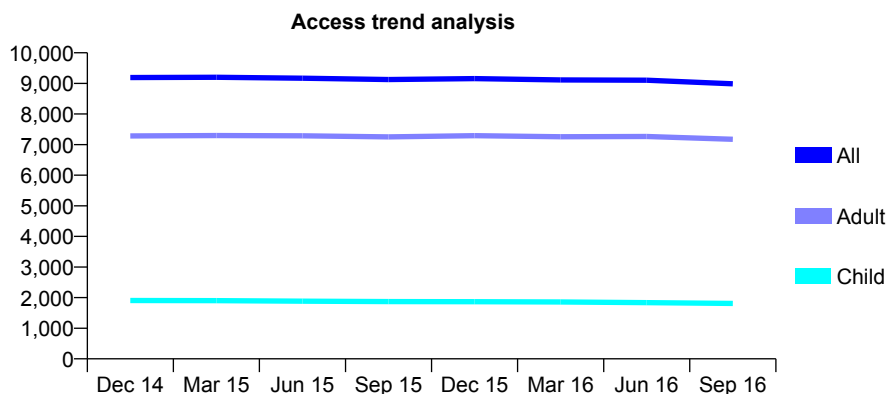
## Q70 - Vital Signs At a Glance Contract Report for 321532/0001 - September 2016

Name or company name	Maple House Dental Practice
Contract type name	GDS Contract
Purpose of contract	General
Contract start date	01/04/2006
Contract end date	

16/17 Contracted general activity (UDA)	25,659
Carry forward general activity (UDA)	682
16/17 Contracted orthodontic activity (UOA)	0
Carry forward orthodontic activity (UOA)	0
Baseline contract value	£561,012.78

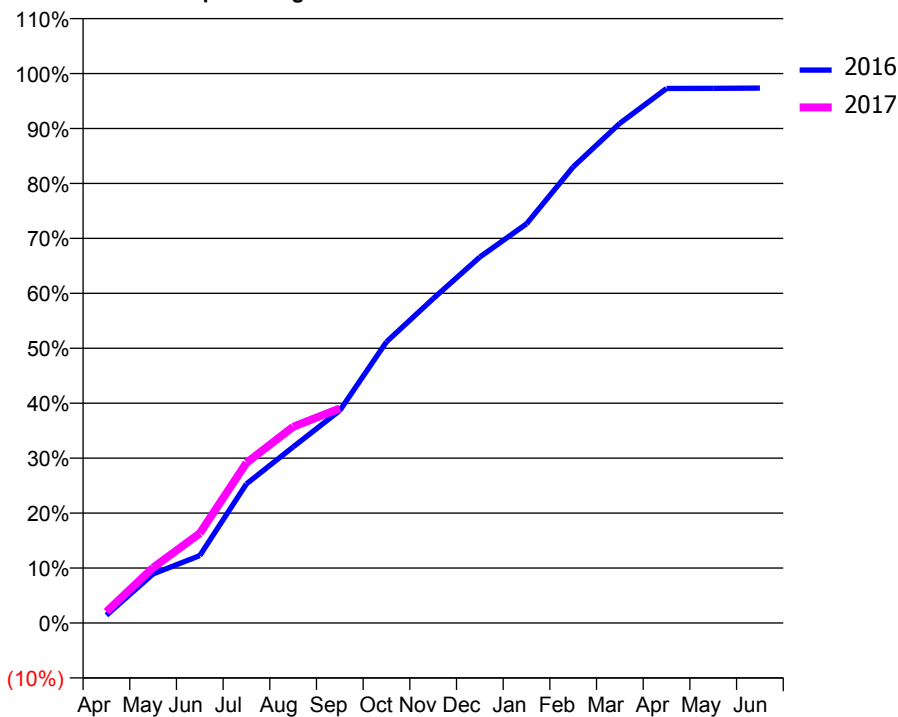
### ACCESS\*

Patients seen in 24 months	Total	Change since previous quarter
Quarter ending September 2015	9,125	
Quarter ending December 2015	9,155	→
Quarter ending March 2016	9,115	→
Quarter ending June 2016	9,103	→
Quarter ending September 2016	8,986	↓
<b>Variance since September 2015</b>	<b>(1.5%)</b>	<b>↓</b>



### ACTIVITY

Cumulative percentage of contracted UDA delivered 2016 & 2017



Month	Adjusted Scheduled Activity (UDA)	
	2016	2017
April	363	528
May	2,295	2,586
June	3,148	4,190
July	6,500	7,484
August	8,225	9,164
September	9,921	10,020
October	13,131	
November	15,148	
December	17,091	
January	18,642	
February	21,300	
March	23,336	
April	24,958	
May	24,968	
June	24,977	

### QUALITY

	Quantity	Base Number	Contract	AT	Region	England
% of FP17s for the same patient ID Re-attending within 3 months - Children	67	1,393	4.8%	10.3%	11.8%	12.4%
% of FP17s for the same patient ID Re-attending within 3 months - Adults	757	5,469	13.8%	15.1%	16.6%	16.7%
% of FP17s for the same patient ID Re-attending between 3 & 9 months - Children	952	1,393	68.3%	60.7%	60.2%	57.4%
% of FP17s for the same patient ID Re-attending between 3 & 9 months - Adults	3,503	5,469	64.1%	52.7%	52.0%	50.5%
% of FP17s for Band 1 Urgent Courses	336	5,438	6.2%	9.6%	9.4%	9.1%
% of FP17s Relating to Free Repair or Replacements	60	5,438	1.1%	0.7%	0.7%	0.8%
% of FP17s Relating to Continuations	119	5,438	2.2%	1.3%	1.2%	1.3%
% of Patients satisfied with the dentistry they have received	8	8	N/A	91.6%	93.6%	93.2%
% of Patients satisfied with the time they had to wait for an appointment	8	8	N/A	87.7%	89.1%	89.0%

\* This is based on patients treated on this contract for their most recent course of treatment. Figures in italics indicate the base number of FP17s or Patient Questionnaire responses are less than 100. N/A is shown where the base number of responses is less than 10 during the period. % is calculated as Quantity/Base number\*100

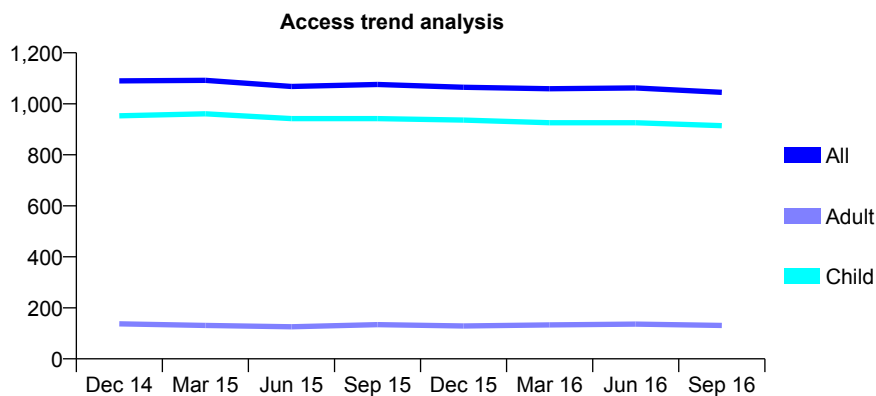
## Q70 - Vital Signs At a Glance Contract Report for 321788/0001 - September 2016

Name or company name	MR GH MORRIS
Contract type name	GDS Contract
Purpose of contract	General
Contract start date	01/04/2006
Contract end date	

16/17 Contracted general activity (UDA)	2,150
Carry forward general activity (UDA)	0
16/17 Contracted orthodontic activity (UOA)	0
Carry forward orthodontic activity (UOA)	0
Baseline contract value	£51,868.05

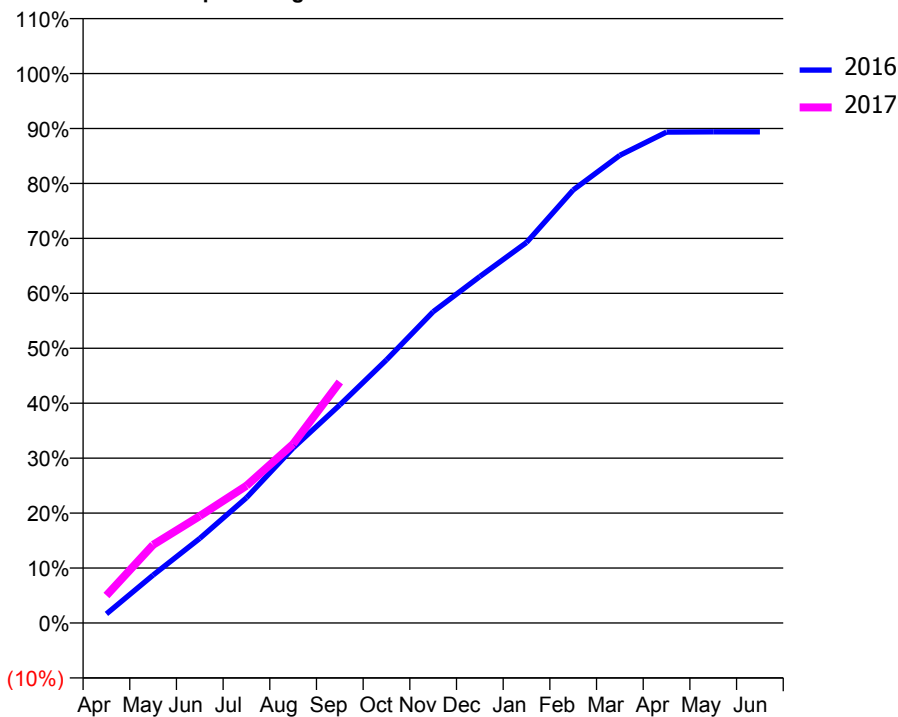
### ACCESS\*

Patients seen in 24 months	Total	Change since previous quarter
Quarter ending September 2015	1,076	
Quarter ending December 2015	1,065	↓
Quarter ending March 2016	1,059	→
Quarter ending June 2016	1,062	→
Quarter ending September 2016	1,045	↓
<b>Variance since September 2015</b>	<b>(2.9%)</b>	<b>↓</b>



### ACTIVITY

Cumulative percentage of contracted UDA delivered 2016 & 2017



Month	Adjusted Scheduled Activity (UDA)	
	2016	2017
April	36	108
May	188	306
June	331	419
July	490	537
August	685	701
September	853	943
October	1,030	
November	1,218	
December	1,356	
January	1,489	
February	1,695	
March	1,830	
April	1,921	
May	1,922	
June	1,922	

### QUALITY

	Quantity	Base Number	Contract	AT	Region	England
% of FP17s for the same patient ID Re-attending within 3 months - Children	50	790	6.3%	10.3%	11.8%	12.4%
% of FP17s for the same patient ID Re-attending within 3 months - Adults	0	37	0.0%	15.1%	16.6%	16.7%
% of FP17s for the same patient ID Re-attending between 3 & 9 months - Children	511	790	64.7%	60.7%	60.2%	57.4%
% of FP17s for the same patient ID Re-attending between 3 & 9 months - Adults	28	37	75.7%	52.7%	52.0%	50.5%
% of FP17s for Band 1 Urgent Courses	29	755	3.8%	9.6%	9.4%	9.1%
% of FP17s Relating to Free Repair or Replacements	0	755	0.0%	0.7%	0.7%	0.8%
% of FP17s Relating to Continuations	0	755	0.0%	1.3%	1.2%	1.3%
% of Patients satisfied with the dentistry they have received	0	0	N/A	91.6%	93.6%	93.2%
% of Patients satisfied with the time they had to wait for an appointment	0	0	N/A	87.7%	89.1%	89.0%

\* This is based on patients treated on this contract for their most recent course of treatment. Figures in italics indicate the base number of FP17s or Patient Questionnaire responses are less than 100. N/A is shown where the base number of responses is less than 10 during the period. % is calculated as Quantity/Base number\*100

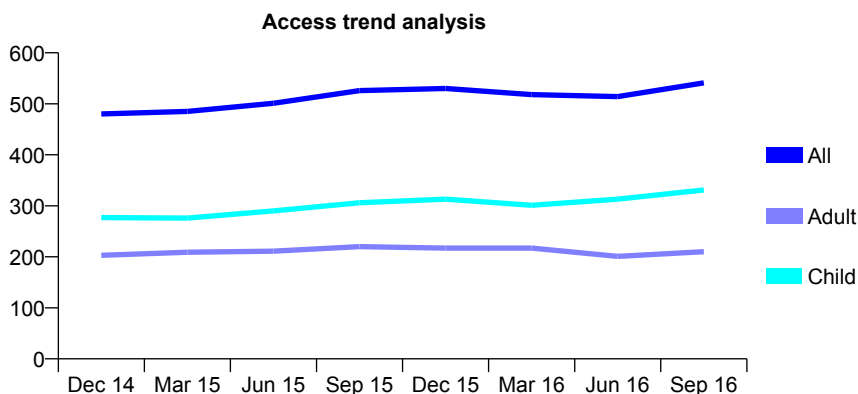
## Q70 - Vital Signs At a Glance Contract Report for 321974/0001 - September 2016

Name or company name	MR AE INMAN
Contract type name	GDS Contract
Purpose of contract	General
Contract start date	01/04/2006
Contract end date	

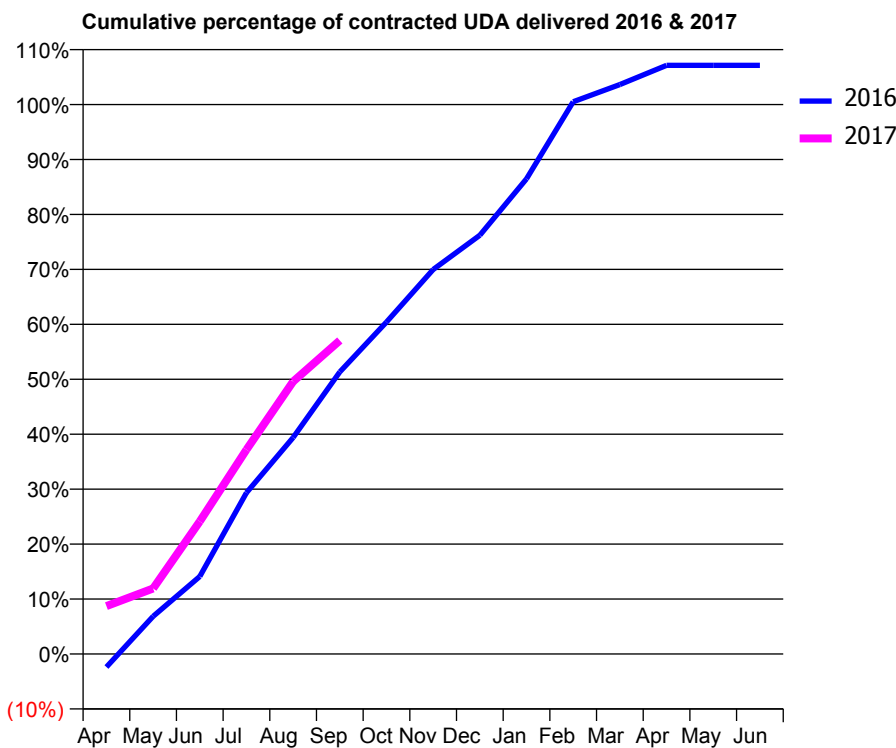
16/17 Contracted general activity (UDA)	782
Carry forward general activity (UDA)	0
16/17 Contracted orthodontic activity (UOA)	0
Carry forward orthodontic activity (UOA)	0
Baseline contract value	£19,400.06

### ACCESS\*

Patients seen in 24 months	Total	Change since previous quarter
Quarter ending September 2015	526	
Quarter ending December 2015	530	→
Quarter ending March 2016	518	↓
Quarter ending June 2016	514	→
Quarter ending September 2016	541	↑
<b>Variance since September 2015</b>	<b>2.9%</b>	<b>↑</b>



### ACTIVITY



Month	Adjusted Scheduled Activity (UDA)	
	2016	2017
April	-19	68
May	54	93
June	110	189
July	230	291
August	308	388
September	401	446
October	472	
November	547	
December	596	
January	676	
February	786	
March	810	
April	838	
May	838	
June	838	

### QUALITY

	Quantity	Base Number	Contract	AT	Region	England
% of FP17s for the same patient ID Re-attending within 3 months - Children	29	295	9.8%	10.3%	11.8%	12.4%
% of FP17s for the same patient ID Re-attending within 3 months - Adults	0	71	0.0%	15.1%	16.6%	16.7%
% of FP17s for the same patient ID Re-attending between 3 & 9 months - Children	180	295	61.0%	60.7%	60.2%	57.4%
% of FP17s for the same patient ID Re-attending between 3 & 9 months - Adults	1	71	1.4%	52.7%	52.0%	50.5%
% of FP17s for Band 1 Urgent Courses	86	345	24.9%	9.6%	9.4%	9.1%
% of FP17s Relating to Free Repair or Replacements	0	345	0.0%	0.7%	0.7%	0.8%
% of FP17s Relating to Continuations	1	345	0.3%	1.3%	1.2%	1.3%
% of Patients satisfied with the dentistry they have received	1	1	N/A	91.6%	93.6%	93.2%
% of Patients satisfied with the time they had to wait for an appointment	1	1	N/A	87.7%	89.1%	89.0%

\* This is based on patients treated on this contract for their most recent course of treatment. Figures in italics indicate the base number of FP17s or Patient Questionnaire responses are less than 100. N/A is shown where the base number of responses is less than 10 during the period. % is calculated as Quantity/Base number\*100

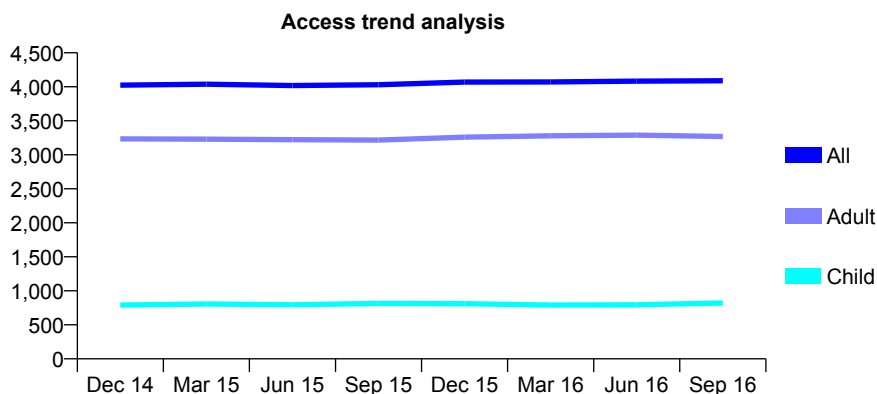
## Q70 - Vital Signs At a Glance Contract Report for 323551/0001 - September 2016

Name or company name	Thistledene Dental Practice
Contract type name	GDS Contract
Purpose of contract	General
Contract start date	01/04/2006
Contract end date	

16/17 Contracted general activity (UDA)	14,000
Carry forward general activity (UDA)	240
16/17 Contracted orthodontic activity (UOA)	0
Carry forward orthodontic activity (UOA)	0
Baseline contract value	£353,646.54

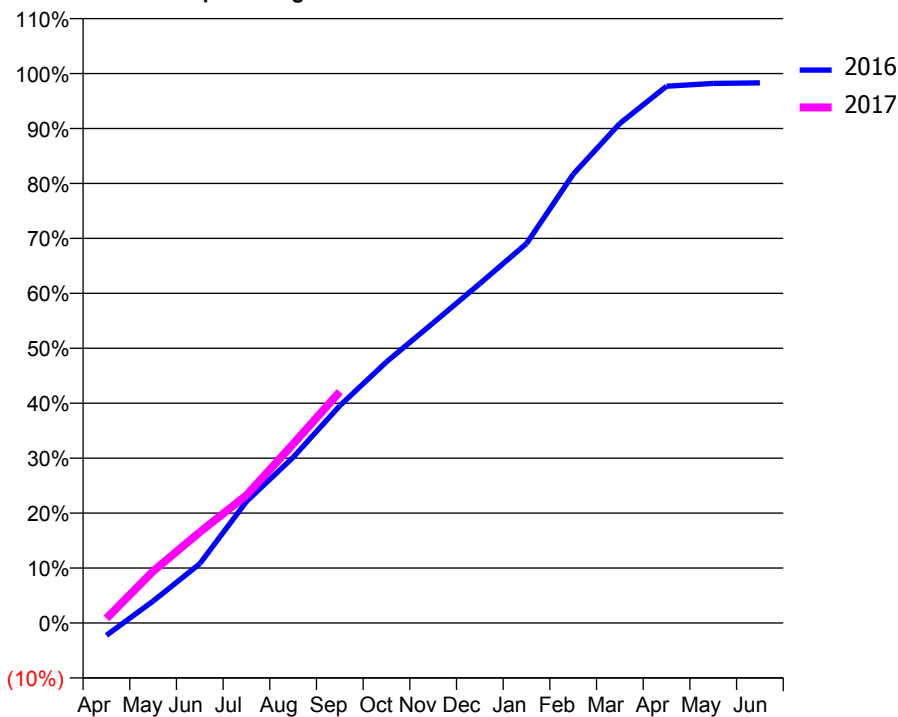
### ACCESS\*

Patients seen in 24 months	Total	Change since previous quarter
Quarter ending September 2015	4,031	
Quarter ending December 2015	4,070	→
Quarter ending March 2016	4,071	→
Quarter ending June 2016	4,084	→
Quarter ending September 2016	4,089	→
<b>Variance since September 2015</b>	<b>1.4%</b>	<b>→</b>



### ACTIVITY

Cumulative percentage of contracted UDA delivered 2016 & 2017



Month	Adjusted Scheduled Activity (UDA)	
	2016	2017
April	-317	116
May	559	1,321
June	1,509	2,314
July	3,096	3,255
August	4,220	4,562
September	5,537	5,894
October	6,655	
November	7,645	
December	8,647	
January	9,668	
February	11,434	
March	12,729	
April	13,676	
May	13,748	
June	13,760	

### QUALITY

	Quantity	Base Number	Contract	AT	Region	England
% of FP17s for the same patient ID Re-attending within 3 months - Children	50	664	7.5%	10.3%	11.8%	12.4%
% of FP17s for the same patient ID Re-attending within 3 months - Adults	463	2,655	17.4%	15.1%	16.6%	16.7%
% of FP17s for the same patient ID Re-attending between 3 & 9 months - Children	419	664	63.1%	60.7%	60.2%	57.4%
% of FP17s for the same patient ID Re-attending between 3 & 9 months - Adults	1,726	2,655	65.0%	52.7%	52.0%	50.5%
% of FP17s for Band 1 Urgent Courses	129	2,934	4.4%	9.6%	9.4%	9.1%
% of FP17s Relating to Free Repair or Replacements	34	2,934	1.2%	0.7%	0.7%	0.8%
% of FP17s Relating to Continuations	88	2,934	3.0%	1.3%	1.2%	1.3%
% of Patients satisfied with the dentistry they have received	4	5	N/A	91.6%	93.6%	93.2%
% of Patients satisfied with the time they had to wait for an appointment	3	5	N/A	87.7%	89.1%	89.0%

\* This is based on patients treated on this contract for their most recent course of treatment. Figures in italics indicate the base number of FP17s or Patient Questionnaire responses are less than 100. N/A is shown where the base number of responses is less than 10 during the period. % is calculated as Quantity/Base number\*100

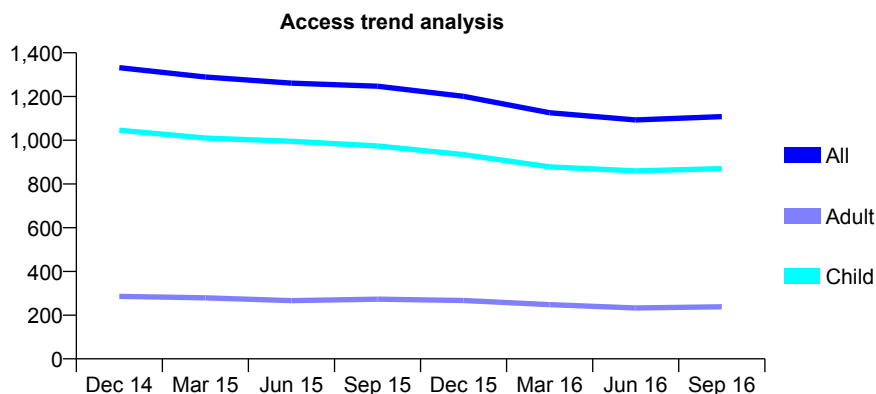
## Q70 - Vital Signs At a Glance Contract Report for 324094/0001 - September 2016

Name or company name	MISS SJ WESTHEAD
Contract type name	GDS Contract
Purpose of contract	General
Contract start date	01/04/2006
Contract end date	

16/17 Contracted general activity (UDA)	2,935
Carry forward general activity (UDA)	0
16/17 Contracted orthodontic activity (UOA)	0
Carry forward orthodontic activity (UOA)	0
Baseline contract value	£71,070.32

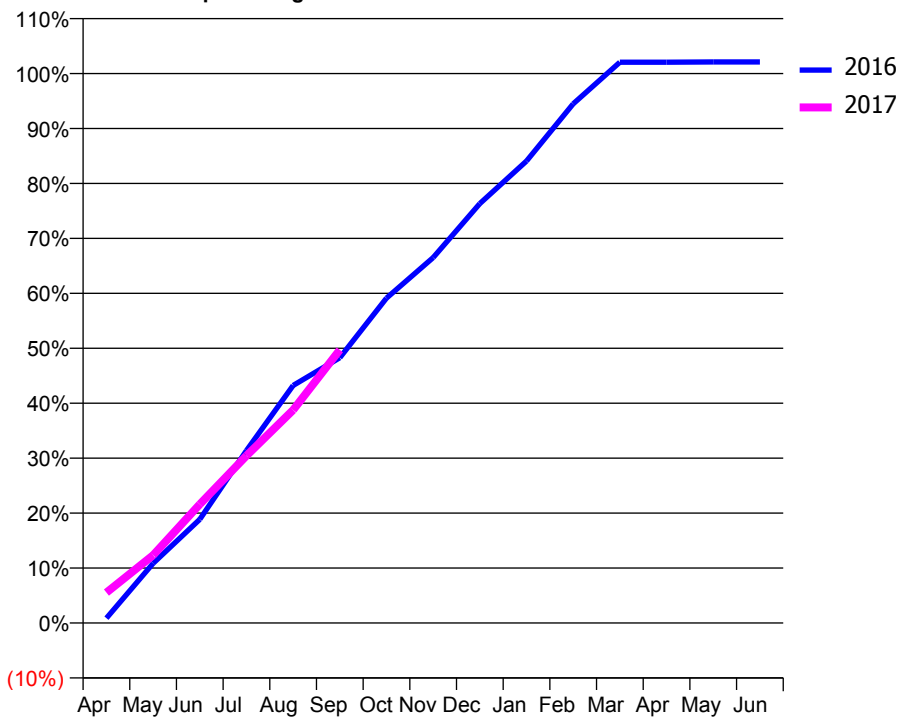
### ACCESS\*

Patients seen in 24 months	Total	Change since previous quarter
Quarter ending September 2015	1,247	
Quarter ending December 2015	1,201	↓
Quarter ending March 2016	1,126	↓
Quarter ending June 2016	1,093	↓
Quarter ending September 2016	1,108	→
<b>Variance since September 2015</b>	<b>(11.1%)</b>	<b>↓</b>



### ACTIVITY

Cumulative percentage of contracted UDA delivered 2016 & 2017



Month	Adjusted Scheduled Activity (UDA)	
	2016	2017
April	26	163
May	319	362
June	554	635
July	921	894
August	1,269	1,138
September	1,417	1,459
October	1,735	
November	1,952	
December	2,240	
January	2,467	
February	2,773	
March	2,995	
April	2,995	
May	2,997	
June	2,997	

### QUALITY

	Quantity	Base Number	Contract	AT	Region	England
% of FP17s for the same patient ID Re-attending within 3 months - Children	89	905	9.8%	10.3%	11.8%	12.4%
% of FP17s for the same patient ID Re-attending within 3 months - Adults	16	127	12.6%	15.1%	16.6%	16.7%
% of FP17s for the same patient ID Re-attending between 3 & 9 months - Children	637	905	70.4%	60.7%	60.2%	57.4%
% of FP17s for the same patient ID Re-attending between 3 & 9 months - Adults	74	127	58.3%	52.7%	52.0%	50.5%
% of FP17s for Band 1 Urgent Courses	20	1,031	1.9%	9.6%	9.4%	9.1%
% of FP17s Relating to Free Repair or Replacements	0	1,031	0.0%	0.7%	0.7%	0.8%
% of FP17s Relating to Continuations	0	1,031	0.0%	1.3%	1.2%	1.3%
% of Patients satisfied with the dentistry they have received	1	1	N/A	91.6%	93.6%	93.2%
% of Patients satisfied with the time they had to wait for an appointment	1	1	N/A	87.7%	89.1%	89.0%

\* This is based on patients treated on this contract for their most recent course of treatment. Figures in italics indicate the base number of FP17s or Patient Questionnaire responses are less than 100. N/A is shown where the base number of responses is less than 10 during the period. % is calculated as Quantity/Base number\*100



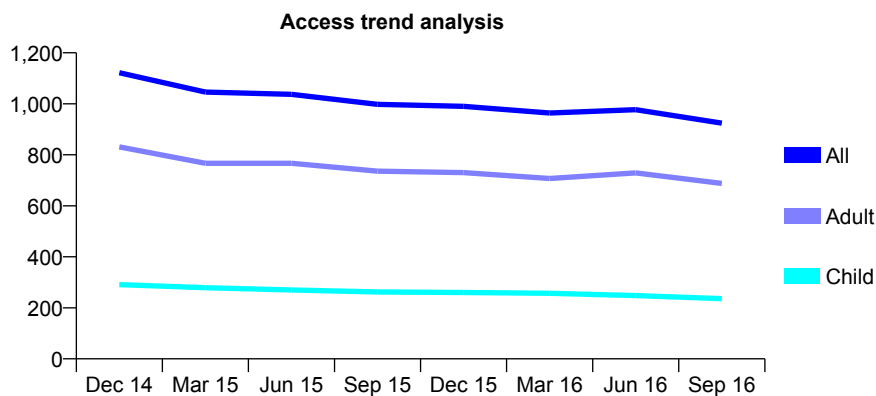
## Q70 - Vital Signs At a Glance Contract Report for 325503/0001 - September 2016

Name or company name	MISS SM SHAWKAT
Contract type name	GDS Contract
Purpose of contract	General
Contract start date	01/04/2006
Contract end date	

16/17 Contracted general activity (UDA)	1,478
Carry forward general activity (UDA)	0
16/17 Contracted orthodontic activity (UOA)	0
Carry forward orthodontic activity (UOA)	0
Baseline contract value	£35,558.12

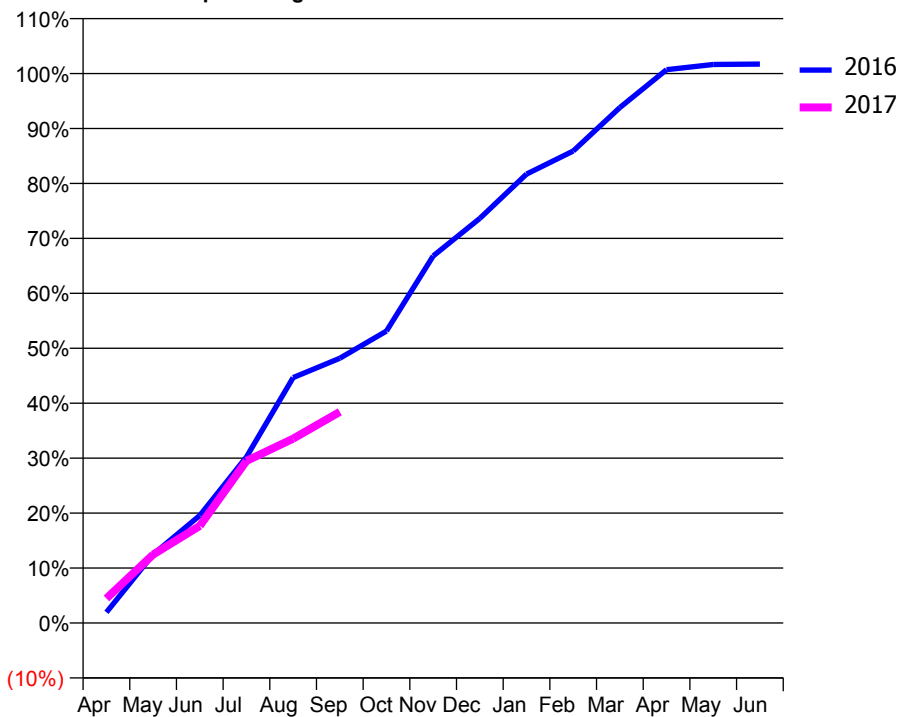
### ACCESS\*

Patients seen in 24 months	Total	Change since previous quarter
Quarter ending September 2015	998	
Quarter ending December 2015	990	→
Quarter ending March 2016	964	↓
Quarter ending June 2016	977	→
Quarter ending September 2016	924	↓
<b>Variance since September 2015</b>	<b>(7.4%)</b>	<b>↓</b>



### ACTIVITY

Cumulative percentage of contracted UDA delivered 2016 & 2017



Adjusted Scheduled Activity (UDA)

Month	2016	2017
April	29	66
May	184	184
June	289	261
July	447	436
August	660	496
September	712	568
October	785	
November	987	
December	1,088	
January	1,207	
February	1,269	
March	1,386	
April	1,488	
May	1,502	
June	1,503	

### QUALITY

	Quantity	Base Number	Contract	AT	Region	England
% of FP17s for the same patient ID Re-attending within 3 months - Children	1	110	0.9%	10.3%	11.8%	12.4%
% of FP17s for the same patient ID Re-attending within 3 months - Adults	10	255	3.9%	15.1%	16.6%	16.7%
% of FP17s for the same patient ID Re-attending between 3 & 9 months - Children	34	110	30.9%	60.7%	60.2%	57.4%
% of FP17s for the same patient ID Re-attending between 3 & 9 months - Adults	29	255	11.4%	52.7%	52.0%	50.5%
% of FP17s for Band 1 Urgent Courses	4	302	1.3%	9.6%	9.4%	9.1%
% of FP17s Relating to Free Repair or Replacements	0	302	0.0%	0.7%	0.7%	0.8%
% of FP17s Relating to Continuations	1	302	0.3%	1.3%	1.2%	1.3%
% of Patients satisfied with the dentistry they have received	2	2	N/A	91.6%	93.6%	93.2%
% of Patients satisfied with the time they had to wait for an appointment	2	2	N/A	87.7%	89.1%	89.0%

\* This is based on patients treated on this contract for their most recent course of treatment. Figures in italics indicate the base number of FP17s or Patient Questionnaire responses are less than 100. N/A is shown where the base number of responses is less than 10 during the period. % is calculated as Quantity/Base number\*100

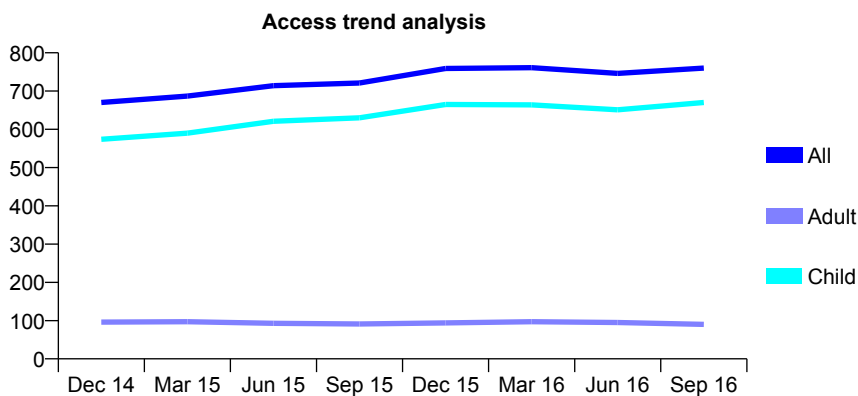
## Q70 - Vital Signs At a Glance Contract Report for 326518/0001 - September 2016

Name or company name	MR KR BROWN
Contract type name	GDS Contract
Purpose of contract	General
Contract start date	01/04/2006
Contract end date	

16/17 Contracted general activity (UDA)	1,150
Carry forward general activity (UDA)	0
16/17 Contracted orthodontic activity (UOA)	0
Carry forward orthodontic activity (UOA)	0
Baseline contract value	£27,750.68

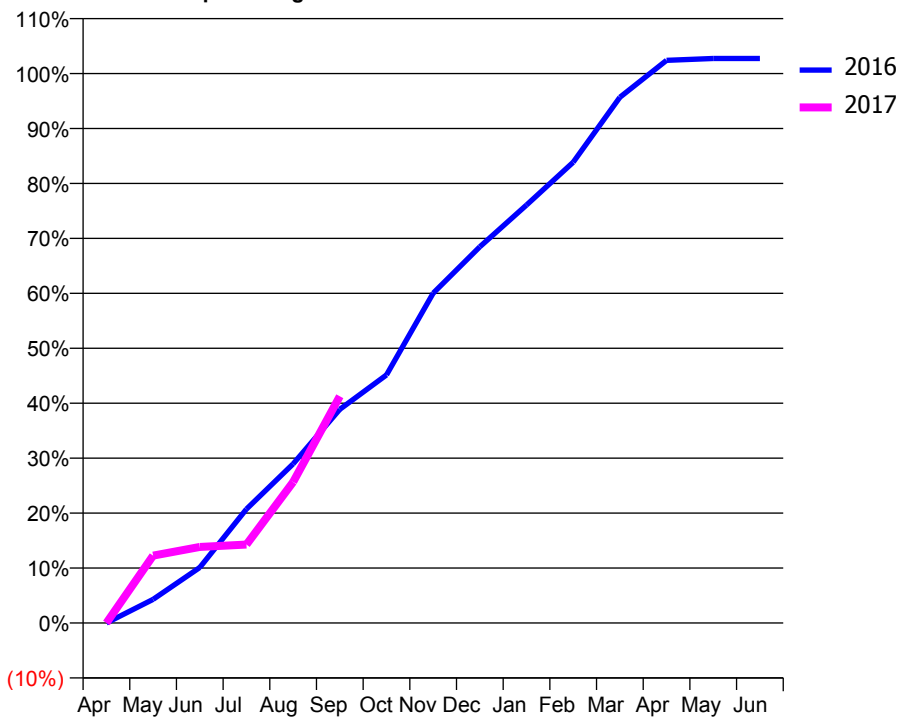
### ACCESS\*

Patients seen in 24 months	Total	Change since previous quarter
Quarter ending September 2015	721	
Quarter ending December 2015	759	↑
Quarter ending March 2016	761	→
Quarter ending June 2016	746	↓
Quarter ending September 2016	760	→
<b>Variance since September 2015</b>	<b>5.4%</b>	<b>↑</b>



### ACTIVITY

Cumulative percentage of contracted UDA delivered 2016 & 2017



Month	Adjusted Scheduled Activity (UDA)	
	2016	2017
April	0	0
May	50	141
June	116	159
July	238	164
August	333	295
September	447	475
October	519	
November	690	
December	787	
January	875	
February	964	
March	1,100	
April	1,177	
May	1,181	
June	1,181	

### QUALITY

	Quantity	Base Number	Contract	AT	Region	England
% of FP17s for the same patient ID Re-attending within 3 months - Children	16	450	3.6%	10.3%	11.8%	12.4%
% of FP17s for the same patient ID Re-attending within 3 months - Adults	0	23	0.0%	15.1%	16.6%	16.7%
% of FP17s for the same patient ID Re-attending between 3 & 9 months - Children	282	450	62.7%	60.7%	60.2%	57.4%
% of FP17s for the same patient ID Re-attending between 3 & 9 months - Adults	18	23	78.3%	52.7%	52.0%	50.5%
% of FP17s for Band 1 Urgent Courses	8	401	2.0%	9.6%	9.4%	9.1%
% of FP17s Relating to Free Repair or Replacements	1	401	0.2%	0.7%	0.7%	0.8%
% of FP17s Relating to Continuations	0	401	0.0%	1.3%	1.2%	1.3%
% of Patients satisfied with the dentistry they have received	0	0	N/A	91.6%	93.6%	93.2%
% of Patients satisfied with the time they had to wait for an appointment	0	0	N/A	87.7%	89.1%	89.0%

\* This is based on patients treated on this contract for their most recent course of treatment. Figures in italics indicate the base number of FP17s or Patient Questionnaire responses are less than 100. N/A is shown where the base number of responses is less than 10 during the period. % is calculated as Quantity/Base number\*100

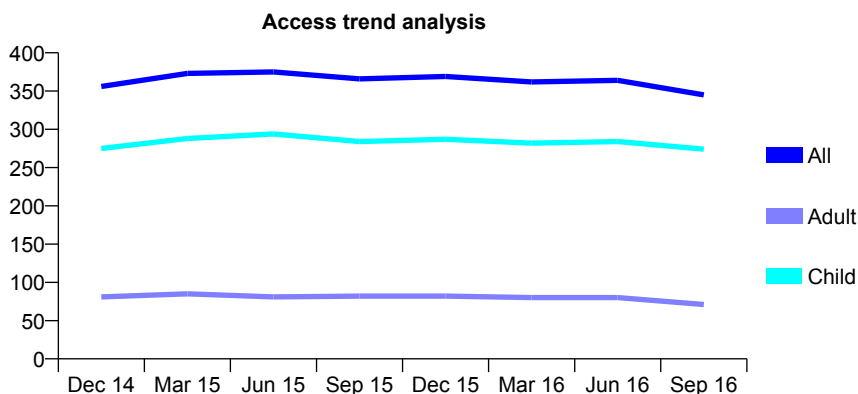
## Q70 - Vital Signs At a Glance Contract Report for 328960/0001 - September 2016

Name or company name	MR SC BELFORD
Contract type name	GDS Contract
Purpose of contract	General and Orthodontic
Contract start date	01/04/2006
Contract end date	

16/17 Contracted general activity (UDA)	750
Carry forward general activity (UDA)	0
16/17 Contracted orthodontic activity (UOA)	0
Carry forward orthodontic activity (UOA)	0
Baseline contract value	£18,756.28

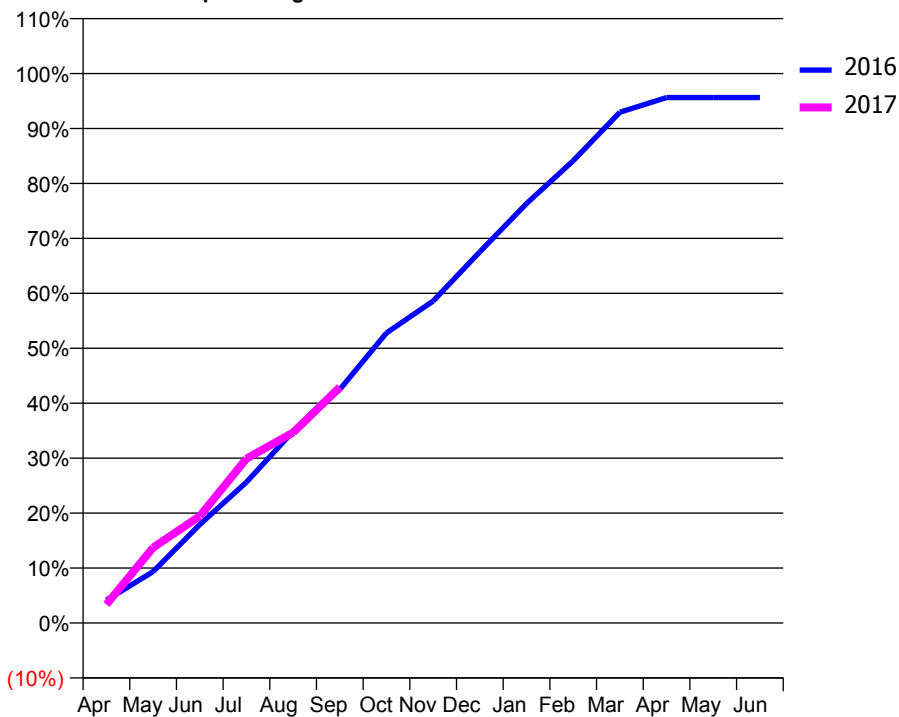
### ACCESS\*

Patients seen in 24 months	Total	Change since previous quarter
Quarter ending September 2015	366	
Quarter ending December 2015	369	→
Quarter ending March 2016	362	↓
Quarter ending June 2016	364	→
Quarter ending September 2016	345	↓
<b>Variance since September 2015</b>	<b>(5.7%)</b>	<b>↓</b>



### ACTIVITY

Cumulative percentage of contracted UDA delivered 2016 & 2017



Month	Adjusted Scheduled Activity (UDA)	
	2016	2017
April	31	25
May	70	103
June	134	146
July	192	224
August	262	260
September	319	322
October	396	
November	439	
December	507	
January	572	
February	631	
March	697	
April	717	
May	717	
June	717	

### QUALITY

	Quantity	Base Number	Contract	AT	Region	England
% of FP17s for the same patient ID Re-attending within 3 months - Children	20	217	9.2%	10.3%	11.8%	12.4%
% of FP17s for the same patient ID Re-attending within 3 months - Adults	3	18	16.7%	15.1%	16.6%	16.7%
% of FP17s for the same patient ID Re-attending between 3 & 9 months - Children	133	217	61.3%	60.7%	60.2%	57.4%
% of FP17s for the same patient ID Re-attending between 3 & 9 months - Adults	8	18	44.4%	52.7%	52.0%	50.5%
% of FP17s for Band 1 Urgent Courses	19	222	8.6%	9.6%	9.4%	9.1%
% of FP17s Relating to Free Repair or Replacements	0	222	0.0%	0.7%	0.7%	0.8%
% of FP17s Relating to Continuations	0	222	0.0%	1.3%	1.2%	1.3%
% of Patients satisfied with the dentistry they have received	0	0	N/A	91.6%	93.6%	93.2%
% of Patients satisfied with the time they had to wait for an appointment	0	0	N/A	87.7%	89.1%	89.0%

\* This is based on patients treated on this contract for their most recent course of treatment. Figures in italics indicate the base number of FP17s or Patient Questionnaire responses are less than 100. N/A is shown where the base number of responses is less than 10 during the period. % is calculated as Quantity/Base number\*100

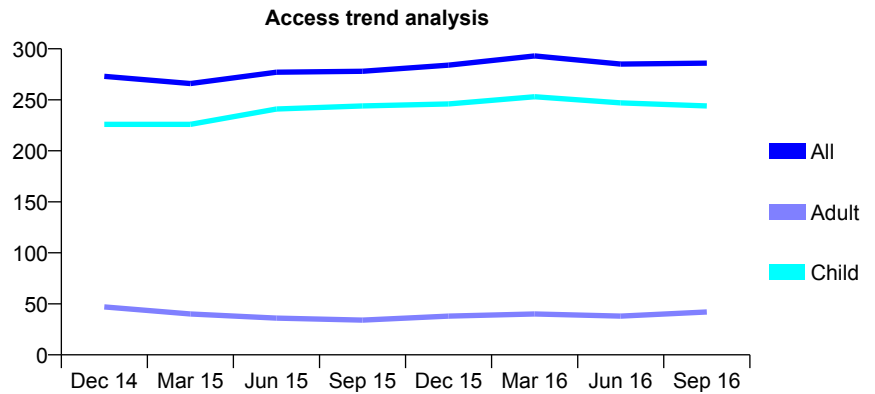
## Q70 - Vital Signs At a Glance Contract Report for 331120/0001 - September 2016

Name or company name	MR GM WHITTINGHAM
Contract type name	GDS Contract
Purpose of contract	General
Contract start date	01/04/2006
Contract end date	

16/17 Contracted general activity (UDA)	470
Carry forward general activity (UDA)	0
16/17 Contracted orthodontic activity (UOA)	0
Carry forward orthodontic activity (UOA)	0
Baseline contract value	£10,657.81

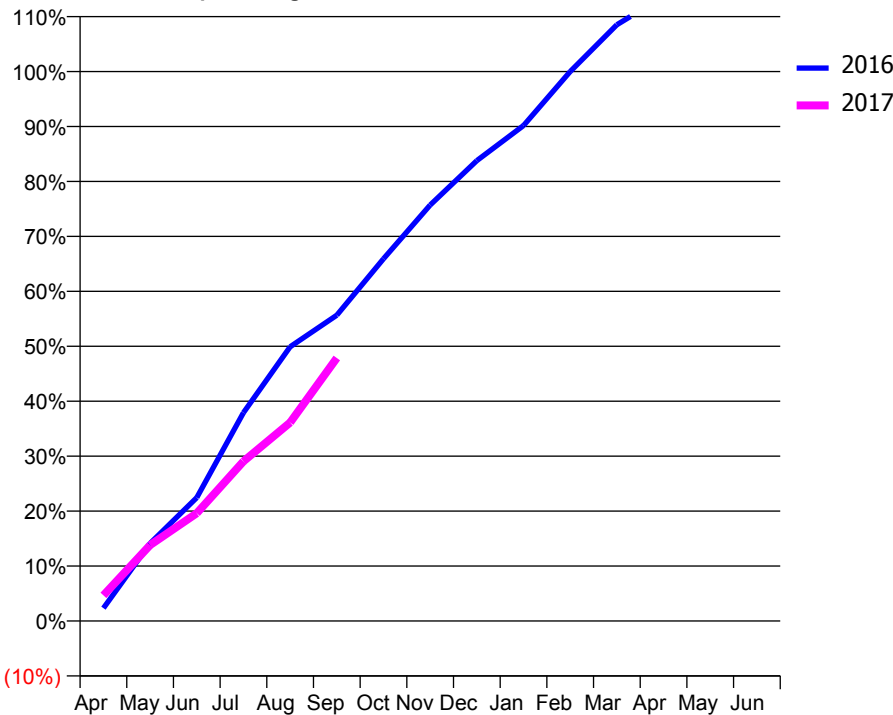
### ACCESS\*

Patients seen in 24 months	Total	Change since previous quarter
Quarter ending September 2015	278	
Quarter ending December 2015	284	↑
Quarter ending March 2016	293	↑
Quarter ending June 2016	285	↓
Quarter ending September 2016	286	→
<b>Variance since September 2015</b>	<b>2.9%</b>	<b>↑</b>



### ACTIVITY

Cumulative percentage of contracted UDA delivered 2016 & 2017



Month	Adjusted Scheduled Activity (UDA)	
	2016	2017
April	11	22
May	66	65
June	106	92
July	178	137
August	235	170
September	262	225
October	310	
November	356	
December	394	
January	424	
February	470	
March	510	
April	534	
May	534	
June	534	

### QUALITY

	Quantity	Base Number	Contract	AT	Region	England
% of FP17s for the same patient ID Re-attending within 3 months - Children	8	215	3.7%	10.3%	11.8%	12.4%
% of FP17s for the same patient ID Re-attending within 3 months - Adults	0	10	0.0%	15.1%	16.6%	16.7%
% of FP17s for the same patient ID Re-attending between 3 & 9 months - Children	153	215	71.2%	60.7%	60.2%	57.4%
% of FP17s for the same patient ID Re-attending between 3 & 9 months - Adults	5	10	50.0%	52.7%	52.0%	50.5%
% of FP17s for Band 1 Urgent Courses	5	200	2.5%	9.6%	9.4%	9.1%
% of FP17s Relating to Free Repair or Replacements	0	200	0.0%	0.7%	0.7%	0.8%
% of FP17s Relating to Continuations	0	200	0.0%	1.3%	1.2%	1.3%
% of Patients satisfied with the dentistry they have received	0	0	N/A	91.6%	93.6%	93.2%
% of Patients satisfied with the time they had to wait for an appointment	0	0	N/A	87.7%	89.1%	89.0%

\* This is based on patients treated on this contract for their most recent course of treatment. Figures in italics indicate the base number of FP17s or Patient Questionnaire responses are less than 100. N/A is shown where the base number of responses is less than 10 during the period. % is calculated as Quantity/Base number\*100

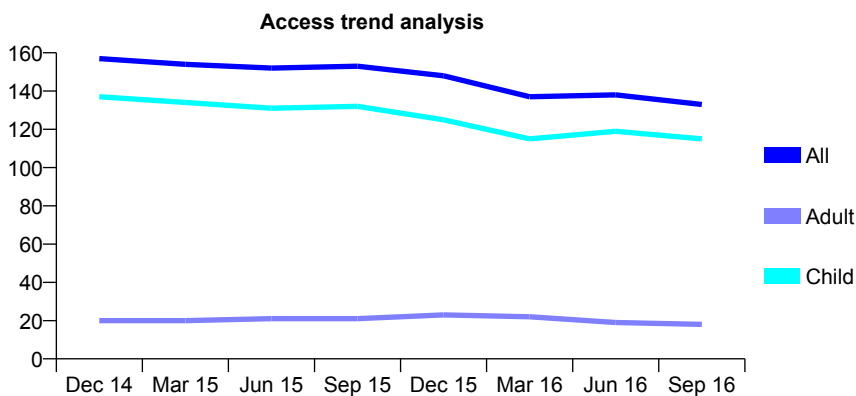
## Q70 - Vital Signs At a Glance Contract Report for 338311/0001 - September 2016

Name or company name	MRS SC HALDERTHAY
Contract type name	GDS Contract
Purpose of contract	General
Contract start date	01/04/2006
Contract end date	

16/17 Contracted general activity (UDA)	300
Carry forward general activity (UDA)	0
16/17 Contracted orthodontic activity (UOA)	0
Carry forward orthodontic activity (UOA)	0
Baseline contract value	£6,757.01

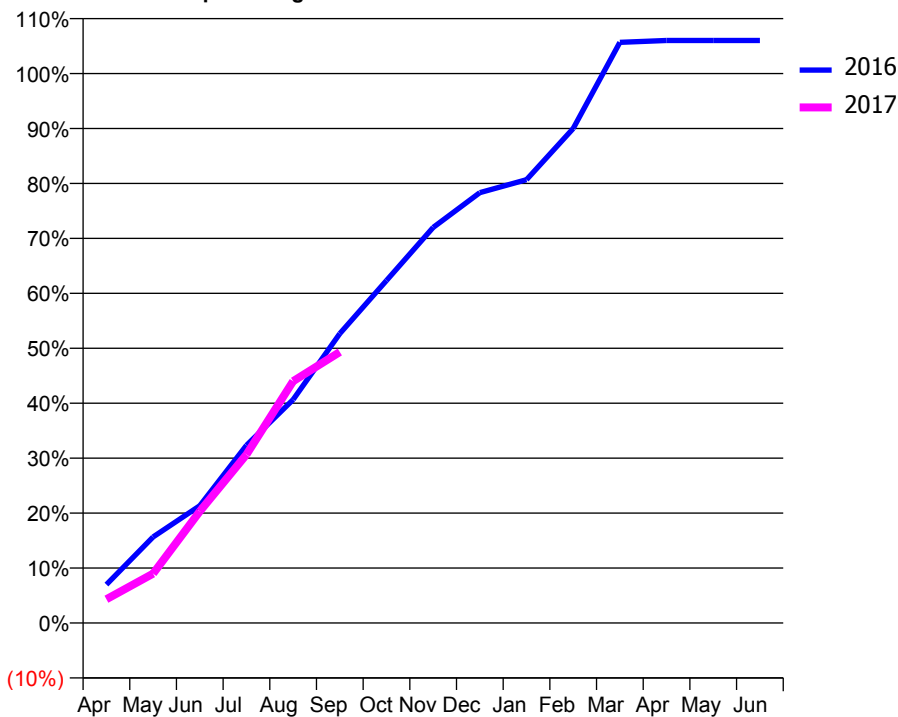
### ACCESS\*

Patients seen in 24 months	Total	Change since previous quarter
Quarter ending September 2015	153	
Quarter ending December 2015	148	↓
Quarter ending March 2016	137	↓
Quarter ending June 2016	138	→
Quarter ending September 2016	133	↓
<b>Variance since September 2015</b>	<b>(13.1%)</b>	<b>↓</b>



### ACTIVITY

Cumulative percentage of contracted UDA delivered 2016 & 2017



Adjusted Scheduled Activity (UDA)

Month	2016	2017
April	21	13
May	47	27
June	64	61
July	97	92
August	122	132
September	158	148
October	187	
November	216	
December	235	
January	242	
February	270	
March	317	
April	318	
May	318	
June	318	

### QUALITY

	Quantity	Base Number	Contract	AT	Region	England
% of FP17s for the same patient ID Re-attending within 3 months - Children	2	97	2.1%	10.3%	11.8%	12.4%
% of FP17s for the same patient ID Re-attending within 3 months - Adults	0	6	0.0%	15.1%	16.6%	16.7%
% of FP17s for the same patient ID Re-attending between 3 & 9 months - Children	63	97	64.9%	60.7%	60.2%	57.4%
% of FP17s for the same patient ID Re-attending between 3 & 9 months - Adults	3	6	50.0%	52.7%	52.0%	50.5%
% of FP17s for Band 1 Urgent Courses	0	102	0.0%	9.6%	9.4%	9.1%
% of FP17s Relating to Free Repair or Replacements	0	102	0.0%	0.7%	0.7%	0.8%
% of FP17s Relating to Continuations	0	102	0.0%	1.3%	1.2%	1.3%
% of Patients satisfied with the dentistry they have received	0	0	N/A	91.6%	93.6%	93.2%
% of Patients satisfied with the time they had to wait for an appointment	0	0	N/A	87.7%	89.1%	89.0%

\* This is based on patients treated on this contract for their most recent course of treatment. Figures in italics indicate the base number of FP17s or Patient Questionnaire responses are less than 100. N/A is shown where the base number of responses is less than 10 during the period. % is calculated as Quantity/Base number\*100

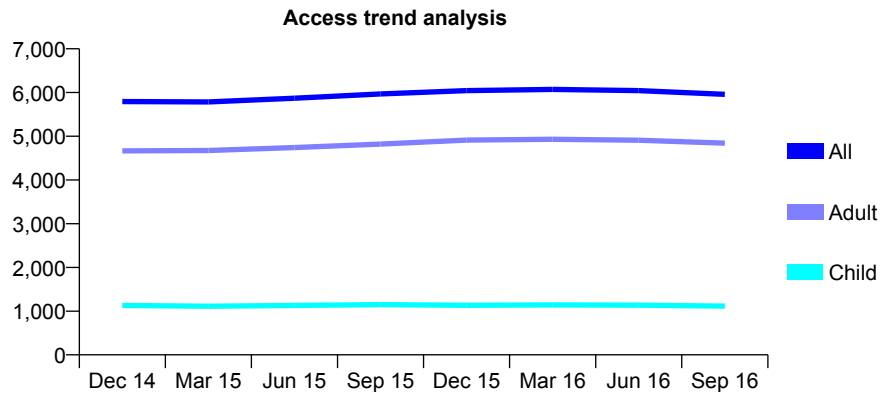
## Q70 - Vital Signs At a Glance Contract Report for 338974/0001 - September 2016

Name or company name	MRS M HOOKINGS
Contract type name	GDS Contract
Purpose of contract	General
Contract start date	01/04/2006
Contract end date	

16/17 Contracted general activity (UDA)	17,000
Carry forward general activity (UDA)	0
16/17 Contracted orthodontic activity (UOA)	0
Carry forward orthodontic activity (UOA)	0
Baseline contract value	£487,882.16

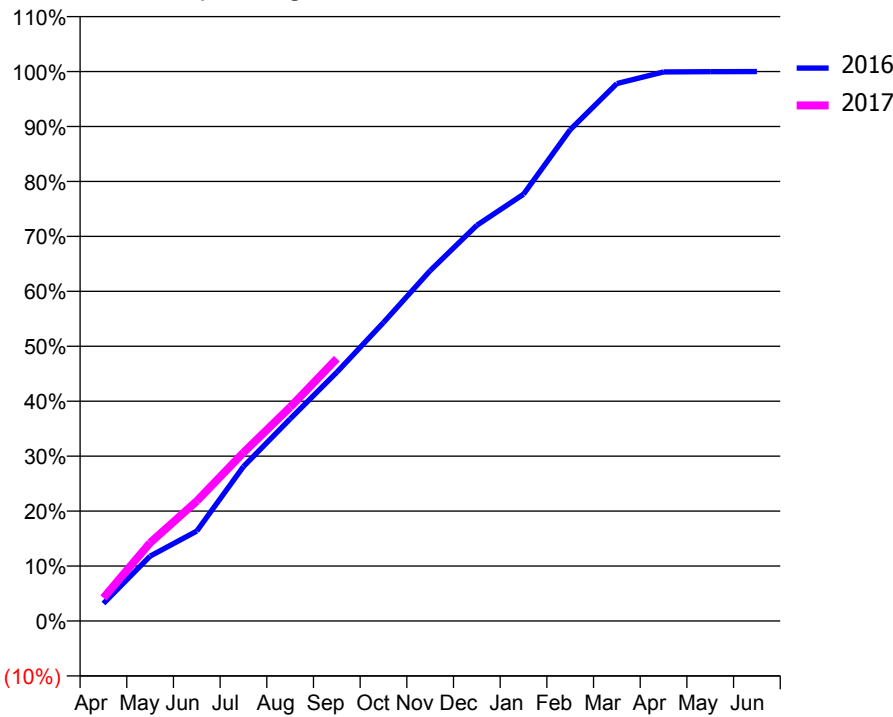
### ACCESS\*

Patients seen in 24 months	Total	Change since previous quarter
Quarter ending September 2015	5,968	
Quarter ending December 2015	6,045	→
Quarter ending March 2016	6,072	→
Quarter ending June 2016	6,045	→
Quarter ending September 2016	5,959	↓
<b>Variance since September 2015</b>	<b>(0.2%)</b>	→



### ACTIVITY

Cumulative percentage of contracted UDA delivered 2016 & 2017



Month	Adjusted Scheduled Activity (UDA)	
	2016	2017
April	541	716
May	2,005	2,421
June	2,781	3,709
July	4,780	5,213
August	6,251	6,616
September	7,694	8,119
October	9,233	
November	10,839	
December	12,242	
January	13,202	
February	15,199	
March	16,628	
April	16,986	
May	16,995	
June	16,998	

### QUALITY

	Quantity	Base Number	Contract	AT	Region	England
% of FP17s for the same patient ID Re-attending within 3 months - Children	59	907	6.5%	10.3%	11.8%	12.4%
% of FP17s for the same patient ID Re-attending within 3 months - Adults	580	3,712	15.6%	15.1%	16.6%	16.7%
% of FP17s for the same patient ID Re-attending between 3 & 9 months - Children	597	907	65.8%	60.7%	60.2%	57.4%
% of FP17s for the same patient ID Re-attending between 3 & 9 months - Adults	2,032	3,712	54.7%	52.7%	52.0%	50.5%
% of FP17s for Band 1 Urgent Courses	438	4,413	9.9%	9.6%	9.4%	9.1%
% of FP17s Relating to Free Repair or Replacements	72	4,413	1.6%	0.7%	0.7%	0.8%
% of FP17s Relating to Continuations	28	4,413	0.6%	1.3%	1.2%	1.3%
% of Patients satisfied with the dentistry they have received	5	5	N/A	91.6%	93.6%	93.2%
% of Patients satisfied with the time they had to wait for an appointment	5	5	N/A	87.7%	89.1%	89.0%

\* This is based on patients treated on this contract for their most recent course of treatment. Figures in italics indicate the base number of FP17s or Patient Questionnaire responses are less than 100. N/A is shown where the base number of responses is less than 10 during the period. % is calculated as Quantity/Base number\*100

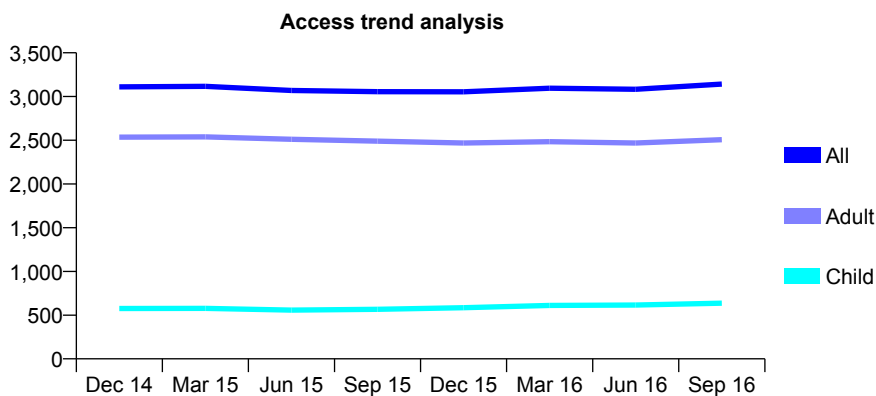
## Q70 - Vital Signs At a Glance Contract Report for 339229/0001 - September 2016

Name or company name	MR BS KALSI
Contract type name	GDS Contract
Purpose of contract	General
Contract start date	29/07/2006
Contract end date	

16/17 Contracted general activity (UDA)	8,881
Carry forward general activity (UDA)	-177
16/17 Contracted orthodontic activity (UOA)	0
Carry forward orthodontic activity (UOA)	0
Baseline contract value	£213,827.61

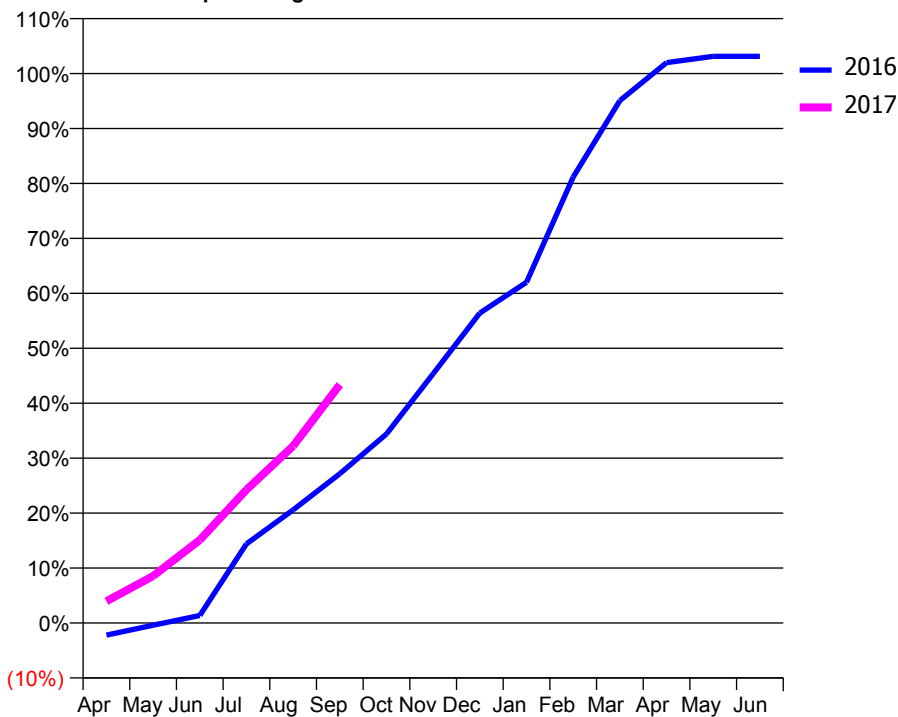
### ACCESS\*

Patients seen in 24 months	Total	Change since previous quarter
Quarter ending September 2015	3,056	
Quarter ending December 2015	3,054	→
Quarter ending March 2016	3,095	→
Quarter ending June 2016	3,083	→
Quarter ending September 2016	3,143	→
<b>Variance since September 2015</b>	<b>2.8%</b>	<b>↑</b>



### ACTIVITY

Cumulative percentage of contracted UDA delivered 2016 & 2017



Adjusted Scheduled Activity (UDA)

Month	2016	2017
April	-198	352
May	-37	760
June	122	1,342
July	1,278	2,154
August	1,829	2,860
September	2,413	3,851
October	3,055	
November	4,029	
December	5,009	
January	5,508	
February	7,208	
March	8,442	
April	9,057	
May	9,158	
June	9,158	

### QUALITY

	Quantity	Base Number	Contract	AT	Region	England
% of FP17s for the same patient ID Re-attending within 3 months - Children	35	487	7.2%	10.3%	11.8%	12.4%
% of FP17s for the same patient ID Re-attending within 3 months - Adults	308	1,889	16.3%	15.1%	16.6%	16.7%
% of FP17s for the same patient ID Re-attending between 3 & 9 months - Children	289	487	59.3%	60.7%	60.2%	57.4%
% of FP17s for the same patient ID Re-attending between 3 & 9 months - Adults	1,062	1,889	56.2%	52.7%	52.0%	50.5%
% of FP17s for Band 1 Urgent Courses	247	2,039	12.1%	9.6%	9.4%	9.1%
% of FP17s Relating to Free Repair or Replacements	15	2,039	0.7%	0.7%	0.7%	0.8%
% of FP17s Relating to Continuations	8	2,039	0.4%	1.3%	1.2%	1.3%
% of Patients satisfied with the dentistry they have received	9	9	N/A	91.6%	93.6%	93.2%
% of Patients satisfied with the time they had to wait for an appointment	9	9	N/A	87.7%	89.1%	89.0%

\* This is based on patients treated on this contract for their most recent course of treatment. Figures in italics indicate the base number of FP17s or Patient Questionnaire responses are less than 100. N/A is shown where the base number of responses is less than 10 during the period. % is calculated as Quantity/Base number\*100



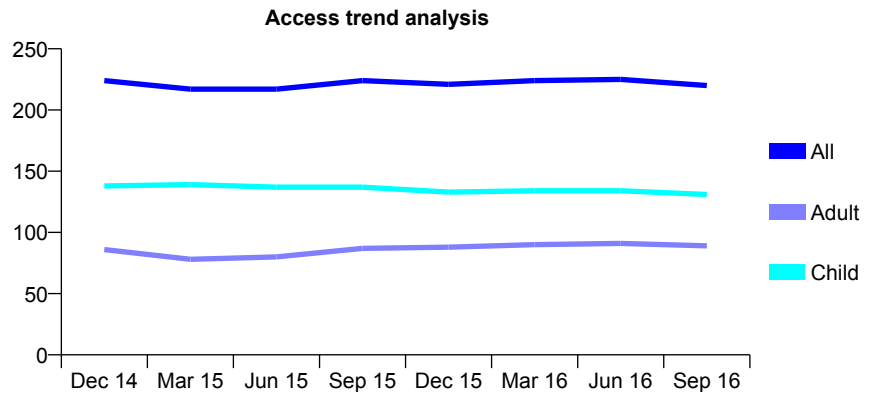
## Q70 - Vital Signs At a Glance Contract Report for 341789/0001 - September 2016

Name or company name	MR RH FARRANT
Contract type name	GDS Contract
Purpose of contract	General
Contract start date	01/04/2006
Contract end date	

16/17 Contracted general activity (UDA)	457
Carry forward general activity (UDA)	0
16/17 Contracted orthodontic activity (UOA)	0
Carry forward orthodontic activity (UOA)	0
Baseline contract value	£9,641.58

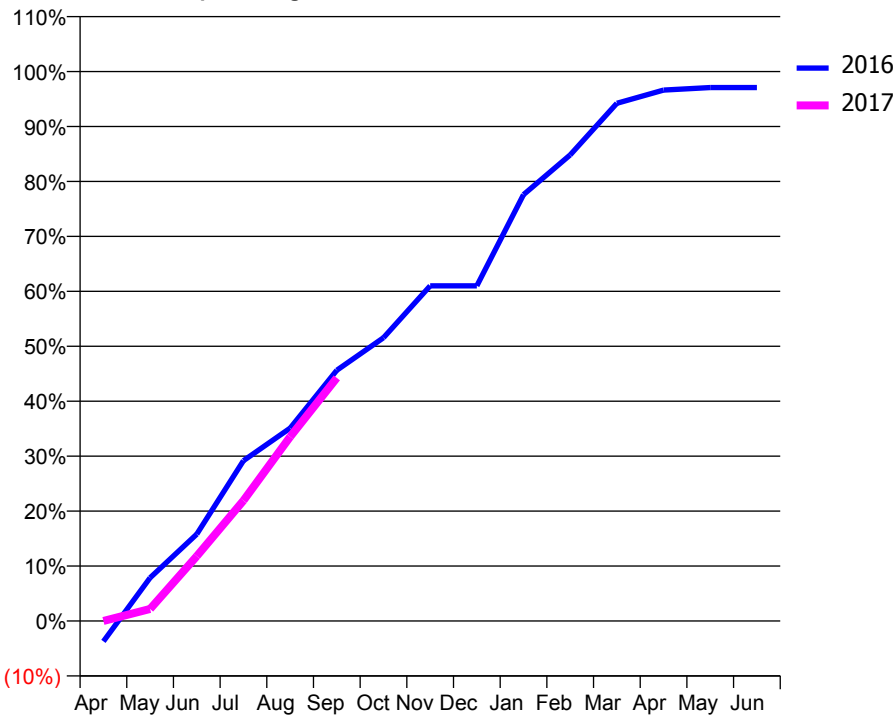
### ACCESS\*

Patients seen in 24 months	Total	Change since previous quarter
Quarter ending September 2015	224	
Quarter ending December 2015	221	↓
Quarter ending March 2016	224	→
Quarter ending June 2016	225	→
Quarter ending September 2016	220	↓
<b>Variance since September 2015</b>	<b>(1.8%)</b>	<b>↓</b>



### ACTIVITY

Cumulative percentage of contracted UDA delivered 2016 & 2017



Month	Adjusted Scheduled Activity (UDA)	
	2016	2017
April	-17	0
May	36	10
June	72	54
July	133	100
August	160	153
September	209	202
October	236	
November	279	
December	279	
January	355	
February	388	
March	431	
April	442	
May	444	
June	444	

### QUALITY

	Quantity	Base Number	Contract	AT	Region	England
% of FP17s for the same patient ID Re-attending within 3 months - Children	3	100	3.0%	10.3%	11.8%	12.4%
% of FP17s for the same patient ID Re-attending within 3 months - Adults	5	67	7.5%	15.1%	16.6%	16.7%
% of FP17s for the same patient ID Re-attending between 3 & 9 months - Children	74	100	74.0%	60.7%	60.2%	57.4%
% of FP17s for the same patient ID Re-attending between 3 & 9 months - Adults	40	67	59.7%	52.7%	52.0%	50.5%
% of FP17s for Band 1 Urgent Courses	1	149	0.7%	9.6%	9.4%	9.1%
% of FP17s Relating to Free Repair or Replacements	0	149	0.0%	0.7%	0.7%	0.8%
% of FP17s Relating to Continuations	1	149	0.7%	1.3%	1.2%	1.3%
% of Patients satisfied with the dentistry they have received	1	1	N/A	91.6%	93.6%	93.2%
% of Patients satisfied with the time they had to wait for an appointment	1	1	N/A	87.7%	89.1%	89.0%

\* This is based on patients treated on this contract for their most recent course of treatment. Figures in italics indicate the base number of FP17s or Patient Questionnaire responses are less than 100. N/A is shown where the base number of responses is less than 10 during the period. % is calculated as Quantity/Base number\*100

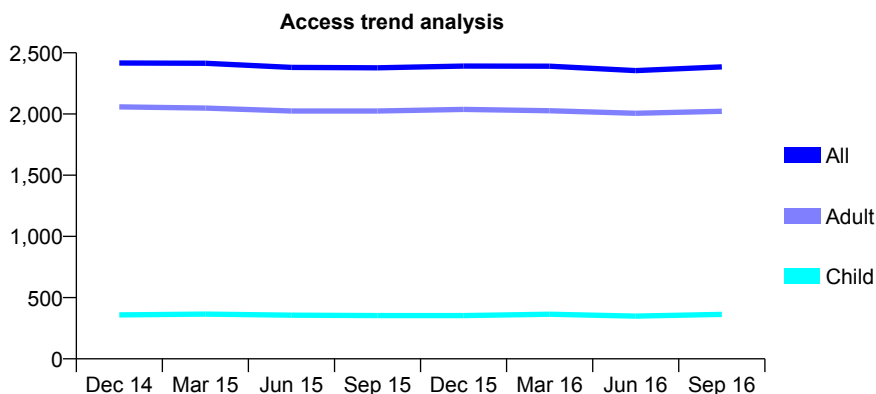
## Q70 - Vital Signs At a Glance Contract Report for 342882/0001 - September 2016

Name or company name	MR AM SOUHANI
Contract type name	GDS Contract
Purpose of contract	General
Contract start date	01/04/2006
Contract end date	

16/17 Contracted general activity (UDA)	7,966
Carry forward general activity (UDA)	0
16/17 Contracted orthodontic activity (UOA)	0
Carry forward orthodontic activity (UOA)	0
Baseline contract value	£234,077.95

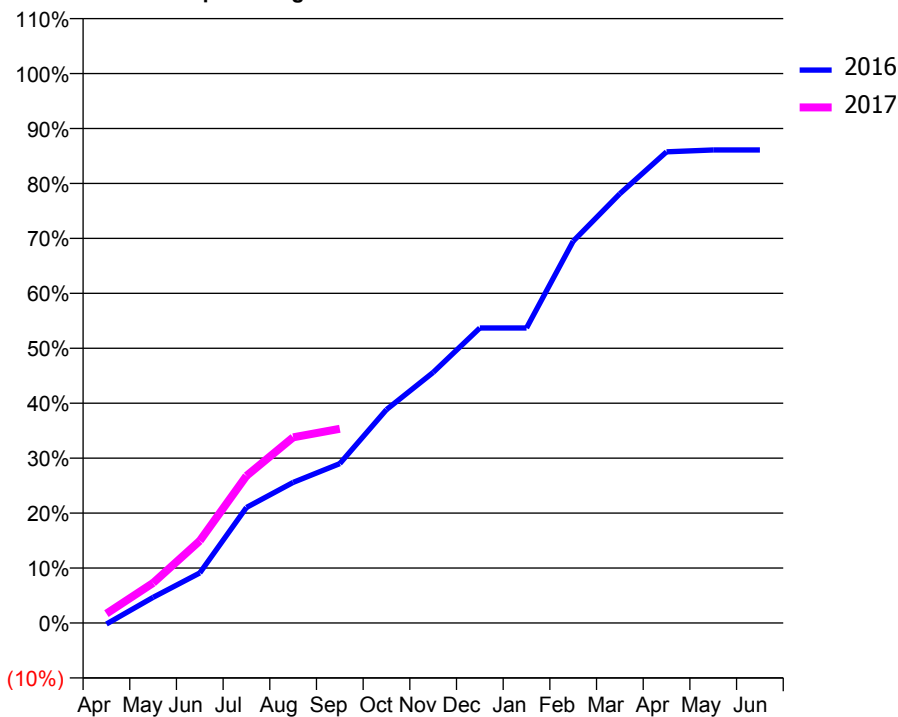
### ACCESS\*

Patients seen in 24 months	Total	Change since previous quarter
Quarter ending September 2015	2,377	
Quarter ending December 2015	2,392	→
Quarter ending March 2016	2,391	→
Quarter ending June 2016	2,355	↓
Quarter ending September 2016	2,385	→
<b>Variance since September 2015</b>	<b>0.3%</b>	<b>→</b>



### ACTIVITY

Cumulative percentage of contracted UDA delivered 2016 & 2017



Adjusted Scheduled Activity (UDA)

Month	2016	2017
April	-16	135
May	372	581
June	725	1,191
July	1,675	2,132
August	2,039	2,692
September	2,310	2,816
October	3,093	
November	3,633	
December	4,277	
January	4,277	
February	5,536	
March	6,224	
April	6,830	
May	6,858	
June	6,857	

### QUALITY

	Quantity	Base Number	Contract	AT	Region	England
% of FP17s for the same patient ID Re-attending within 3 months - Children	8	198	4.0%	10.3%	11.8%	12.4%
% of FP17s for the same patient ID Re-attending within 3 months - Adults	156	1,355	11.5%	15.1%	16.6%	16.7%
% of FP17s for the same patient ID Re-attending between 3 & 9 months - Children	120	198	60.6%	60.7%	60.2%	57.4%
% of FP17s for the same patient ID Re-attending between 3 & 9 months - Adults	843	1,355	62.2%	52.7%	52.0%	50.5%
% of FP17s for Band 1 Urgent Courses	34	1,331	2.6%	9.6%	9.4%	9.1%
% of FP17s Relating to Free Repair or Replacements	17	1,331	1.3%	0.7%	0.7%	0.8%
% of FP17s Relating to Continuations	10	1,331	0.8%	1.3%	1.2%	1.3%
% of Patients satisfied with the dentistry they have received	3	3	N/A	91.6%	93.6%	93.2%
% of Patients satisfied with the time they had to wait for an appointment	3	3	N/A	87.7%	89.1%	89.0%

\* This is based on patients treated on this contract for their most recent course of treatment. Figures in italics indicate the base number of FP17s or Patient Questionnaire responses are less than 100. N/A is shown where the base number of responses is less than 10 during the period. % is calculated as Quantity/Base number\*100

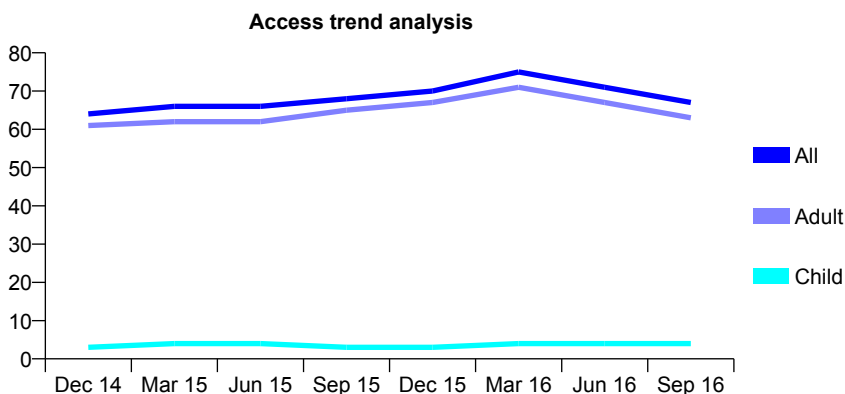
## Q70 - Vital Signs At a Glance Contract Report for 342882/0003 - September 2016

Name or company name	MR AM SOUHANI
Contract type name	GDS Contract
Purpose of contract	General
Contract start date	01/04/2010
Contract end date	

16/17 Contracted general activity (UDA)	110
Carry forward general activity (UDA)	0
16/17 Contracted orthodontic activity (UOA)	0
Carry forward orthodontic activity (UOA)	0
Baseline contract value	£0.00

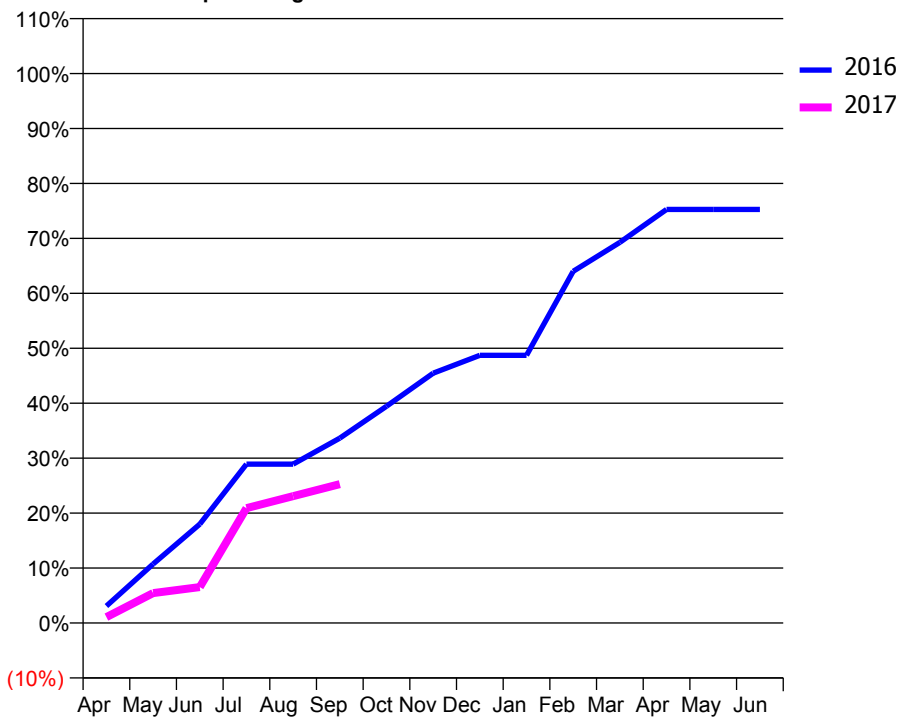
### ACCESS\*

Patients seen in 24 months	Total	Change since previous quarter
Quarter ending September 2015	68	
Quarter ending December 2015	70	↑
Quarter ending March 2016	75	↑
Quarter ending June 2016	71	↓
Quarter ending September 2016	67	↓
<b>Variance since September 2015</b>	<b>(1.5%)</b>	<b>↓</b>



### ACTIVITY

Cumulative percentage of contracted UDA delivered 2016 & 2017



Month	Adjusted Scheduled Activity (UDA)	
	2016	2017
April	3	1
May	12	6
June	20	7
July	32	23
August	32	25
September	37	28
October	43	
November	50	
December	54	
January	54	
February	70	
March	76	
April	83	
May	83	
June	83	

### QUALITY

	Quantity	Base Number	Contract	AT	Region	England
% of FP17s for the same patient ID Re-attending within 3 months - Children	0	1	0.0%	10.3%	11.8%	12.4%
% of FP17s for the same patient ID Re-attending within 3 months - Adults	0	25	0.0%	15.1%	16.6%	16.7%
% of FP17s for the same patient ID Re-attending between 3 & 9 months - Children	0	1	0.0%	60.7%	60.2%	57.4%
% of FP17s for the same patient ID Re-attending between 3 & 9 months - Adults	3	25	12.0%	52.7%	52.0%	50.5%
% of FP17s for Band 1 Urgent Courses	19	22	86.4%	9.6%	9.4%	9.1%
% of FP17s Relating to Free Repair or Replacements	0	22	0.0%	0.7%	0.7%	0.8%
% of FP17s Relating to Continuations	0	22	0.0%	1.3%	1.2%	1.3%
% of Patients satisfied with the dentistry they have received	0	0	N/A	91.6%	93.6%	93.2%
% of Patients satisfied with the time they had to wait for an appointment	0	0	N/A	87.7%	89.1%	89.0%

\* This is based on patients treated on this contract for their most recent course of treatment. Figures in italics indicate the base number of FP17s or Patient Questionnaire responses are less than 100. N/A is shown where the base number of responses is less than 10 during the period. % is calculated as Quantity/Base number\*100

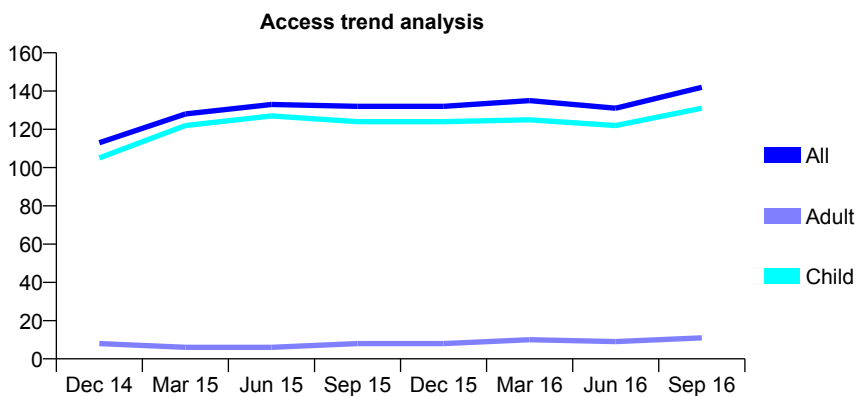
## Q70 - Vital Signs At a Glance Contract Report for 346128/0001 - September 2016

Name or company name	MS A BENEKE
Contract type name	GDS Contract
Purpose of contract	General
Contract start date	01/04/2006
Contract end date	

16/17 Contracted general activity (UDA)	258
Carry forward general activity (UDA)	0
16/17 Contracted orthodontic activity (UOA)	0
Carry forward orthodontic activity (UOA)	0
Baseline contract value	£5,187.48

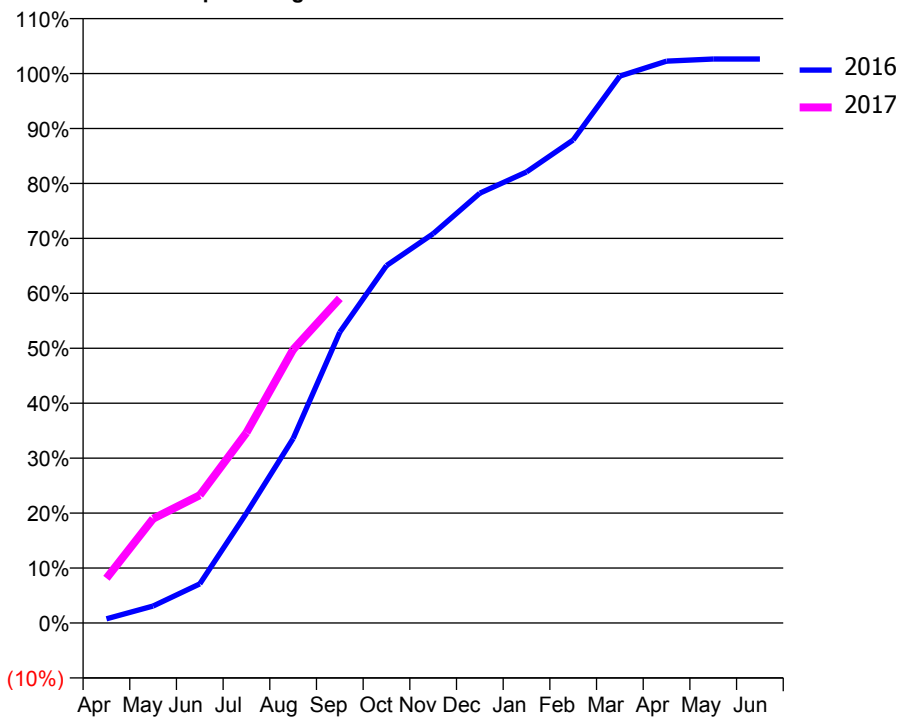
### ACCESS\*

Patients seen in 24 months	Total	Change since previous quarter
Quarter ending September 2015	132	
Quarter ending December 2015	132	→
Quarter ending March 2016	135	↑
Quarter ending June 2016	131	↓
Quarter ending September 2016	142	↑
<b>Variance since September 2015</b>	<b>7.6%</b>	<b>↑</b>



### ACTIVITY

Cumulative percentage of contracted UDA delivered 2016 & 2017



Adjusted Scheduled Activity (UDA)

Month	2016	2017
April	2	21
May	8	49
June	18	60
July	52	89
August	87	128
September	137	152
October	168	
November	183	
December	202	
January	212	
February	227	
March	257	
April	264	
May	265	
June	265	

### QUALITY

	Quantity	Base Number	Contract	AT	Region	England
% of FP17s for the same patient ID Re-attending within 3 months - Children	9	120	7.5%	10.3%	11.8%	12.4%
% of FP17s for the same patient ID Re-attending within 3 months - Adults	1	2	50.0%	15.1%	16.6%	16.7%
% of FP17s for the same patient ID Re-attending between 3 & 9 months - Children	81	120	67.5%	60.7%	60.2%	57.4%
% of FP17s for the same patient ID Re-attending between 3 & 9 months - Adults	1	2	50.0%	52.7%	52.0%	50.5%
% of FP17s for Band 1 Urgent Courses	2	114	1.8%	9.6%	9.4%	9.1%
% of FP17s Relating to Free Repair or Replacements	0	114	0.0%	0.7%	0.7%	0.8%
% of FP17s Relating to Continuations	0	114	0.0%	1.3%	1.2%	1.3%
% of Patients satisfied with the dentistry they have received	0	0	N/A	91.6%	93.6%	93.2%
% of Patients satisfied with the time they had to wait for an appointment	0	0	N/A	87.7%	89.1%	89.0%

\* This is based on patients treated on this contract for their most recent course of treatment. Figures in italics indicate the base number of FP17s or Patient Questionnaire responses are less than 100. N/A is shown where the base number of responses is less than 10 during the period. % is calculated as Quantity/Base number\*100

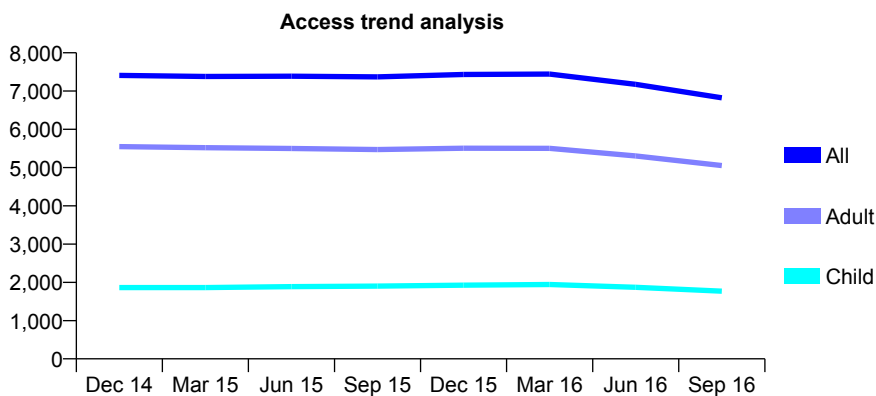
## Q70 - Vital Signs At a Glance Contract Report for 352829/0001 - September 2016

Name or company name	MS MD BALACHANDRA
Contract type name	GDS Contract
Purpose of contract	General
Contract start date	28/02/2007
Contract end date	

16/17 Contracted general activity (UDA)	20,937
Carry forward general activity (UDA)	0
16/17 Contracted orthodontic activity (UOA)	0
Carry forward orthodontic activity (UOA)	0
Baseline contract value	£512,790.59

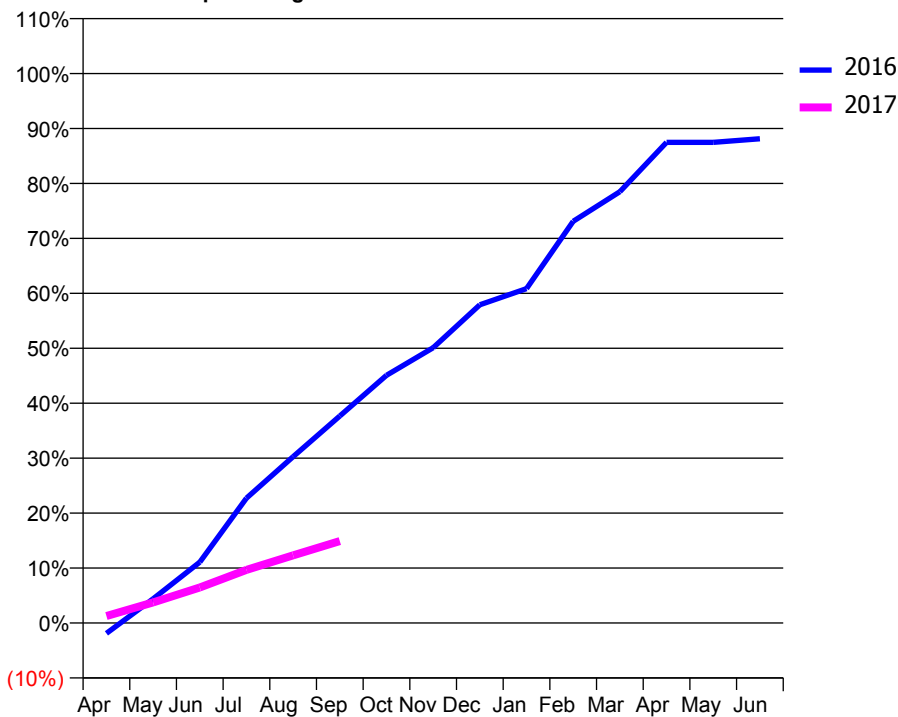
### ACCESS\*

Patients seen in 24 months	Total	Change since previous quarter
Quarter ending September 2015	7,372	
Quarter ending December 2015	7,433	→
Quarter ending March 2016	7,443	→
Quarter ending June 2016	7,176	↓
Quarter ending September 2016	6,822	↓
<b>Variance since September 2015</b>	<b>(7.5%)</b>	<b>↓</b>



### ACTIVITY

Cumulative percentage of contracted UDA delivered 2016 & 2017



Adjusted Scheduled Activity (UDA)

Month	2016	2017
April	-398	267
May	920	786
June	2,319	1,356
July	4,756	2,023
August	6,341	2,577
September	7,887	3,120
October	9,435	
November	10,489	
December	12,124	
January	12,739	
February	15,304	
March	16,433	
April	18,314	
May	18,314	
June	18,452	

### QUALITY

	Quantity	Base Number	Contract	AT	Region	England
% of FP17s for the same patient ID Re-attending within 3 months - Children	65	867	7.5%	10.3%	11.8%	12.4%
% of FP17s for the same patient ID Re-attending within 3 months - Adults	285	2,186	13.0%	15.1%	16.6%	16.7%
% of FP17s for the same patient ID Re-attending between 3 & 9 months - Children	563	867	64.9%	60.7%	60.2%	57.4%
% of FP17s for the same patient ID Re-attending between 3 & 9 months - Adults	1,351	2,186	61.8%	52.7%	52.0%	50.5%
% of FP17s for Band 1 Urgent Courses	217	1,985	10.9%	9.6%	9.4%	9.1%
% of FP17s Relating to Free Repair or Replacements	15	1,985	0.8%	0.7%	0.7%	0.8%
% of FP17s Relating to Continuations	8	1,985	0.4%	1.3%	1.2%	1.3%
% of Patients satisfied with the dentistry they have received	5	7	N/A	91.6%	93.6%	93.2%
% of Patients satisfied with the time they had to wait for an appointment	6	7	N/A	87.7%	89.1%	89.0%

\* This is based on patients treated on this contract for their most recent course of treatment. Figures in italics indicate the base number of FP17s or Patient Questionnaire responses are less than 100. N/A is shown where the base number of responses is less than 10 during the period. % is calculated as Quantity/Base number\*100

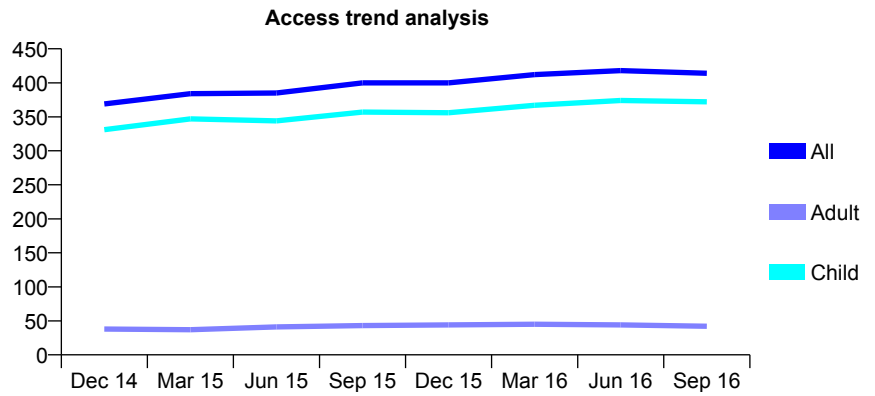
## Q70 - Vital Signs At a Glance Contract Report for 353280/0001 - September 2016

Name or company name	MR L GRAHAM
Contract type name	GDS Contract
Purpose of contract	General
Contract start date	01/04/2006
Contract end date	

16/17 Contracted general activity (UDA)	831
Carry forward general activity (UDA)	0
16/17 Contracted orthodontic activity (UOA)	0
Carry forward orthodontic activity (UOA)	0
Baseline contract value	£15,727.65

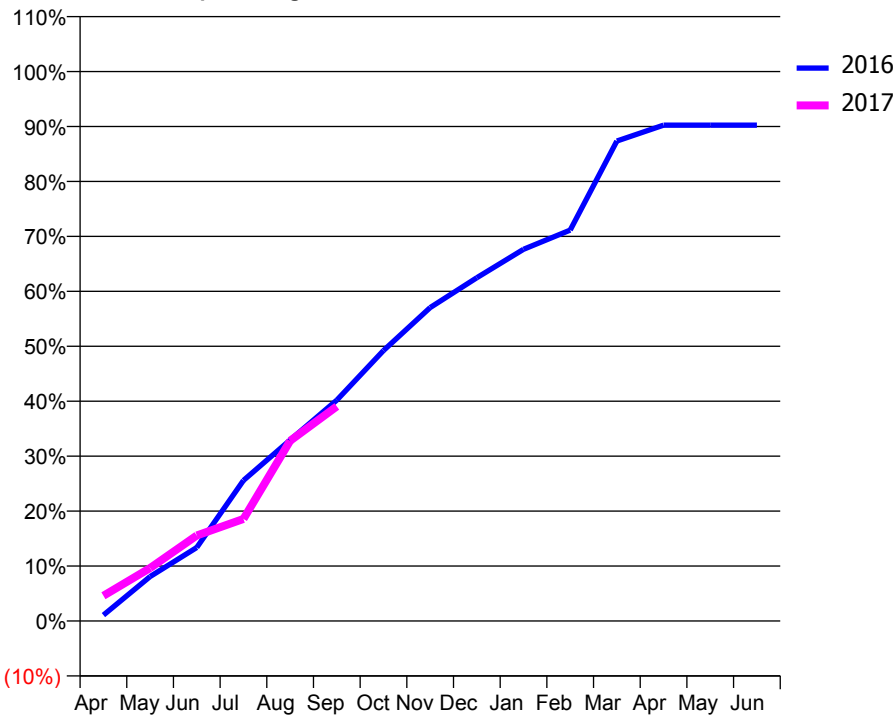
### ACCESS\*

Patients seen in 24 months	Total	Change since previous quarter
Quarter ending September 2015	400	
Quarter ending December 2015	400	→
Quarter ending March 2016	412	↑
Quarter ending June 2016	418	→
Quarter ending September 2016	414	→
<b>Variance since September 2015</b>	<b>3.5%</b>	<b>↑</b>



### ACTIVITY

Cumulative percentage of contracted UDA delivered 2016 & 2017



Month	Adjusted Scheduled Activity (UDA)	
	2016	2017
April	9	38
May	67	80
June	111	129
July	213	154
August	274	273
September	334	325
October	409	
November	474	
December	519	
January	562	
February	591	
March	726	
April	750	
May	750	
June	750	

### QUALITY

	Quantity	Base Number	Contract	AT	Region	England
% of FP17s for the same patient ID Re-attending within 3 months - Children	12	257	4.7%	10.3%	11.8%	12.4%
% of FP17s for the same patient ID Re-attending within 3 months - Adults	0	6	0.0%	15.1%	16.6%	16.7%
% of FP17s for the same patient ID Re-attending between 3 & 9 months - Children	163	257	63.4%	60.7%	60.2%	57.4%
% of FP17s for the same patient ID Re-attending between 3 & 9 months - Adults	2	6	33.3%	52.7%	52.0%	50.5%
% of FP17s for Band 1 Urgent Courses	3	241	1.2%	9.6%	9.4%	9.1%
% of FP17s Relating to Free Repair or Replacements	0	241	0.0%	0.7%	0.7%	0.8%
% of FP17s Relating to Continuations	7	241	2.9%	1.3%	1.2%	1.3%
% of Patients satisfied with the dentistry they have received	0	0	N/A	91.6%	93.6%	93.2%
% of Patients satisfied with the time they had to wait for an appointment	0	0	N/A	87.7%	89.1%	89.0%

\* This is based on patients treated on this contract for their most recent course of treatment. Figures in italics indicate the base number of FP17s or Patient Questionnaire responses are less than 100. N/A is shown where the base number of responses is less than 10 during the period. % is calculated as Quantity/Base number\*100

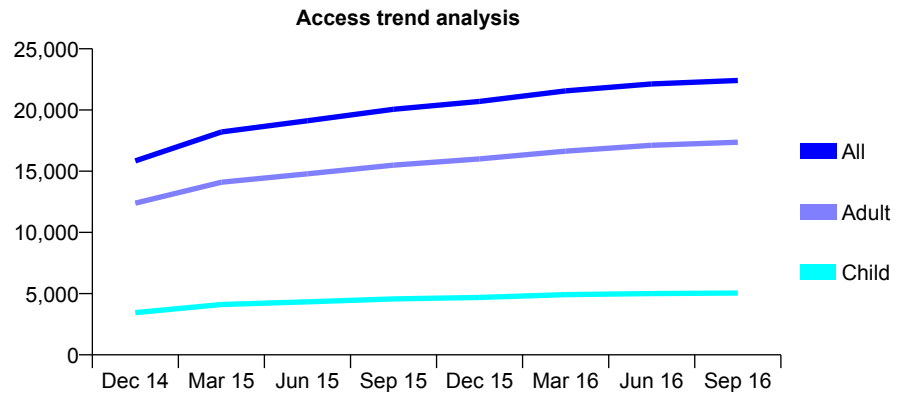
## Q70 - Vital Signs At a Glance Contract Report for 353302/0005 - September 2016

Name or company name	MRS A BROGAN
Contract type name	GDS Contract
Purpose of contract	General
Contract start date	01/09/2009
Contract end date	

16/17 Contracted general activity (UDA)	63,987
Carry forward general activity (UDA)	868
16/17 Contracted orthodontic activity (UOA)	0
Carry forward orthodontic activity (UOA)	0
Baseline contract value	£1,757,636.77

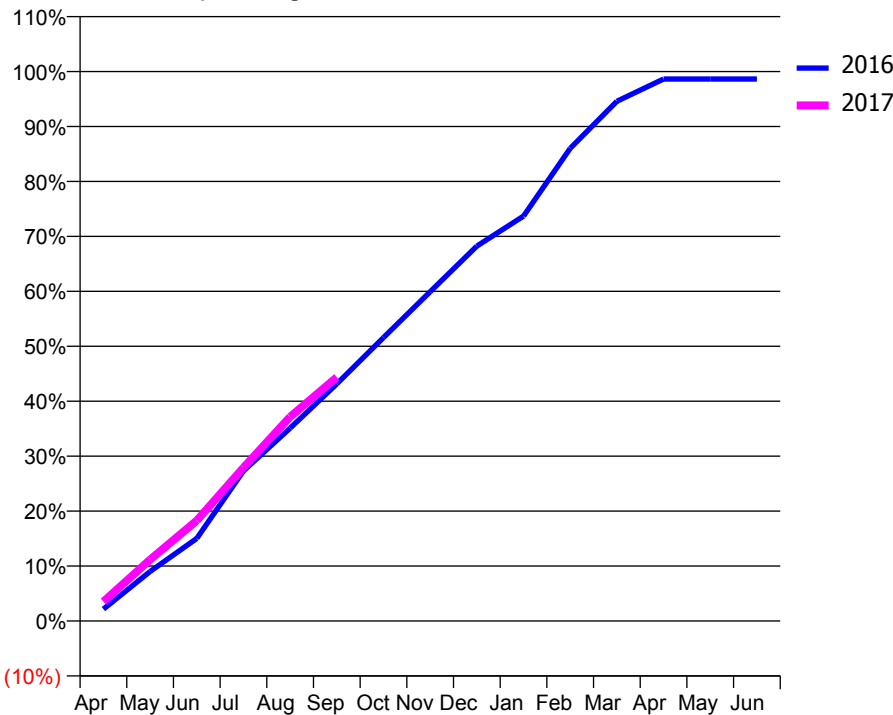
### ACCESS\*

Patients seen in 24 months	Total	Change since previous quarter
Quarter ending September 2015	20,061	
Quarter ending December 2015	20,702	↑
Quarter ending March 2016	21,561	↑
Quarter ending June 2016	22,129	↑
Quarter ending September 2016	22,410	→
<b>Variance since September 2015</b>	<b>11.7%</b>	<b>↑</b>



### ACTIVITY

Cumulative percentage of contracted UDA delivered 2016 & 2017



Month	Adjusted Scheduled Activity (UDA)	
	2016	2017
April	1,386	2,261
May	5,765	7,156
June	9,617	11,699
July	17,470	17,858
August	22,467	23,778
September	27,623	28,389
October	33,008	
November	38,353	
December	43,662	
January	47,151	
February	55,038	
March	60,525	
April	63,109	
May	63,114	
June	63,118	

### QUALITY

	Quantity	Base Number	Contract	AT	Region	England
% of FP17s for the same patient ID Re-attending within 3 months - Children	542	3,895	13.9%	10.3%	11.8%	12.4%
% of FP17s for the same patient ID Re-attending within 3 months - Adults	2,442	11,739	20.8%	15.1%	16.6%	16.7%
% of FP17s for the same patient ID Re-attending between 3 & 9 months - Children	2,090	3,895	53.7%	60.7%	60.2%	57.4%
% of FP17s for the same patient ID Re-attending between 3 & 9 months - Adults	4,881	11,739	41.6%	52.7%	52.0%	50.5%
% of FP17s for Band 1 Urgent Courses	3,566	14,379	24.8%	9.6%	9.4%	9.1%
% of FP17s Relating to Free Repair or Replacements	66	14,379	0.5%	0.7%	0.7%	0.8%
% of FP17s Relating to Continuations	34	14,379	0.2%	1.3%	1.2%	1.3%
% of Patients satisfied with the dentistry they have received	13	13	100.0%	91.6%	93.6%	93.2%
% of Patients satisfied with the time they had to wait for an appointment	11	13	84.6%	87.7%	89.1%	89.0%

\* This is based on patients treated on this contract for their most recent course of treatment. Figures in italics indicate the base number of FP17s or Patient Questionnaire responses are less than 100. N/A is shown where the base number of responses is less than 10 during the period. % is calculated as Quantity/Base number\*100



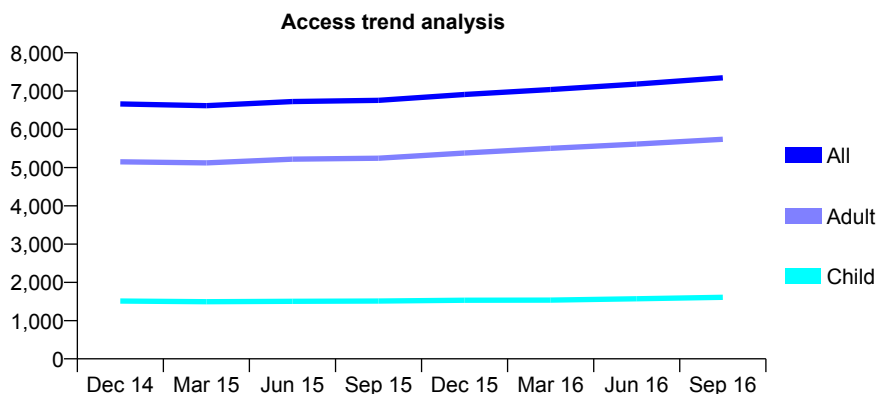
## Q70 - Vital Signs At a Glance Contract Report for 353663/0001 - September 2016

Name or company name	MR G PAPOUTSIS
Contract type name	GDS Contract
Purpose of contract	General
Contract start date	01/04/2006
Contract end date	

16/17 Contracted general activity (UDA)	24,990
Carry forward general activity (UDA)	0
16/17 Contracted orthodontic activity (UOA)	0
Carry forward orthodontic activity (UOA)	0
Baseline contract value	£735,433.06

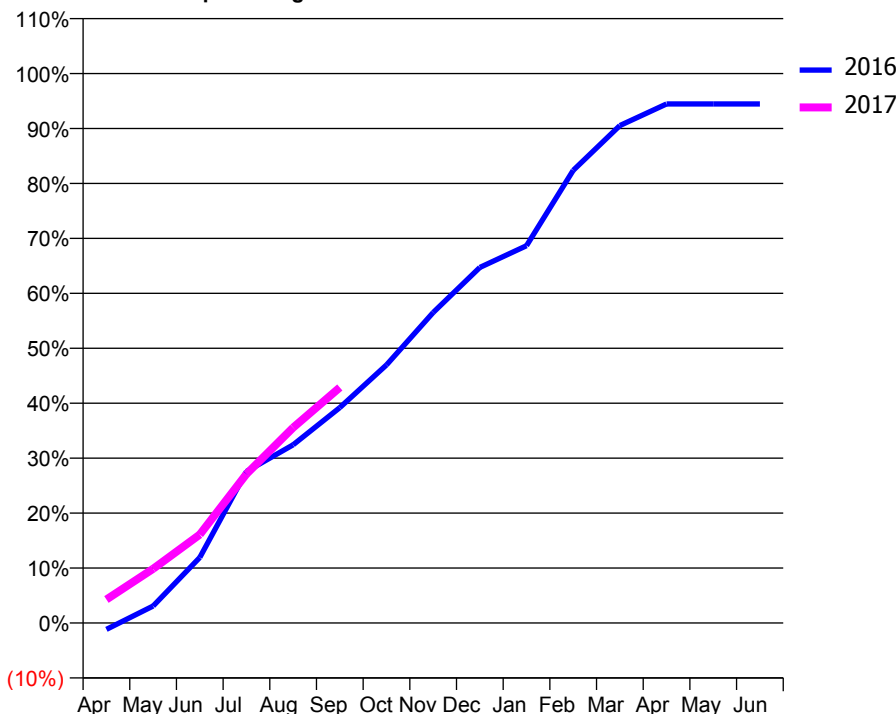
### ACCESS\*

Patients seen in 24 months	Total	Change since previous quarter
Quarter ending September 2015	6,756	
Quarter ending December 2015	6,911	↑
Quarter ending March 2016	7,039	→
Quarter ending June 2016	7,184	↑
Quarter ending September 2016	7,347	↑
<b>Variance since September 2015</b>	<b>8.7%</b>	<b>↑</b>



### ACTIVITY

Cumulative percentage of contracted UDA delivered 2016 & 2017



Month	Adjusted Scheduled Activity (UDA)	
	2016	2017
April	-297	1,072
May	772	2,467
June	2,978	4,026
July	6,892	6,778
August	8,103	8,886
September	9,794	10,710
October	11,740	
November	14,122	
December	16,170	
January	17,159	
February	20,587	
March	22,625	
April	23,603	
May	23,603	
June	23,606	

### QUALITY

	Quantity	Base Number	Contract	AT	Region	England
% of FP17s for the same patient ID Re-attending within 3 months - Children	72	1,231	5.8%	10.3%	11.8%	12.4%
% of FP17s for the same patient ID Re-attending within 3 months - Adults	458	4,270	10.7%	15.1%	16.6%	16.7%
% of FP17s for the same patient ID Re-attending between 3 & 9 months - Children	716	1,231	58.2%	60.7%	60.2%	57.4%
% of FP17s for the same patient ID Re-attending between 3 & 9 months - Adults	2,609	4,270	61.1%	52.7%	52.0%	50.5%
% of FP17s for Band 1 Urgent Courses	277	5,116	5.4%	9.6%	9.4%	9.1%
% of FP17s Relating to Free Repair or Replacements	55	5,116	1.1%	0.7%	0.7%	0.8%
% of FP17s Relating to Continuations	54	5,116	1.1%	1.3%	1.2%	1.3%
% of Patients satisfied with the dentistry they have received	8	8	N/A	91.6%	93.6%	93.2%
% of Patients satisfied with the time they had to wait for an appointment	8	8	N/A	87.7%	89.1%	89.0%

\* This is based on patients treated on this contract for their most recent course of treatment. Figures in italics indicate the base number of FP17s or Patient Questionnaire responses are less than 100. N/A is shown where the base number of responses is less than 10 during the period. % is calculated as Quantity/Base number\*100

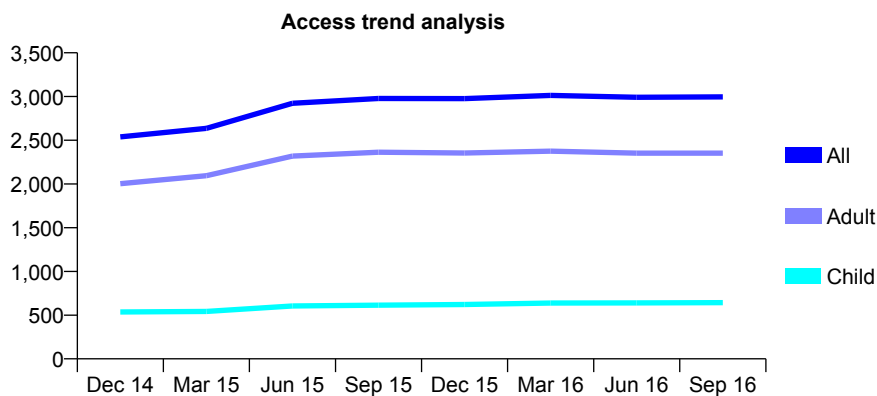
## Q70 - Vital Signs At a Glance Contract Report for 356328/0002 - September 2016

Name or company name	MR JC KOTZE
Contract type name	GDS Contract
Purpose of contract	General
Contract start date	01/06/2009
Contract end date	

16/17 Contracted general activity (UDA)	8,400
Carry forward general activity (UDA)	265
16/17 Contracted orthodontic activity (UOA)	0
Carry forward orthodontic activity (UOA)	0
Baseline contract value	£198,646.67

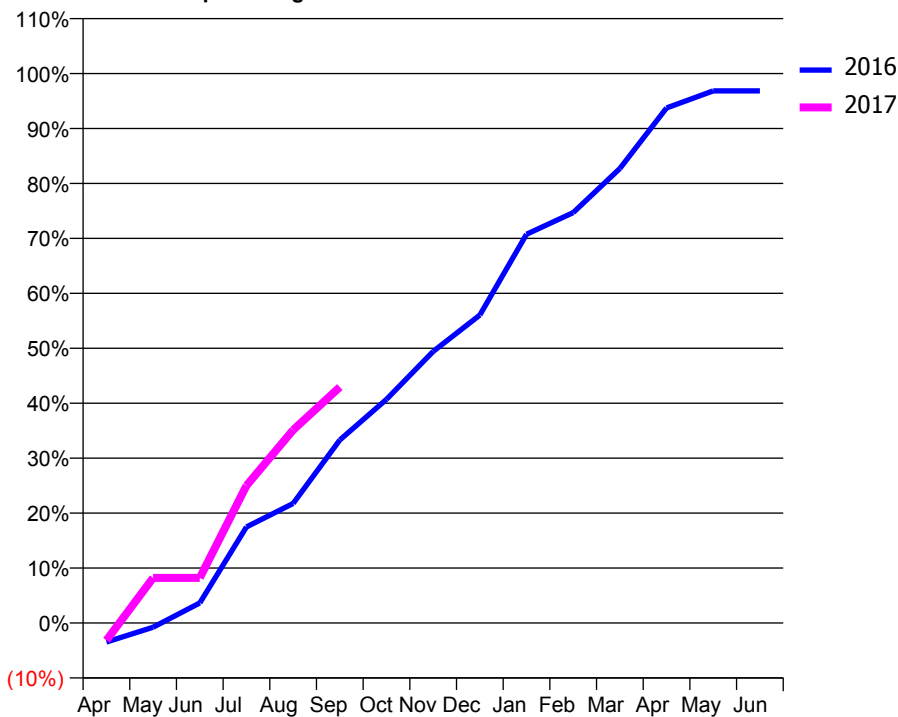
### ACCESS\*

Patients seen in 24 months	Total	Change since previous quarter
Quarter ending September 2015	2,977	
Quarter ending December 2015	2,976	→
Quarter ending March 2016	3,013	→
Quarter ending June 2016	2,992	→
Quarter ending September 2016	2,996	→
<b>Variance since September 2015</b>	<b>0.6%</b>	<b>→</b>



### ACTIVITY

Cumulative percentage of contracted UDA delivered 2016 & 2017



Month	Adjusted Scheduled Activity (UDA)	
	2016	2017
April	-292	-265
May	-66	689
June	306	689
July	1,469	2,101
August	1,827	2,951
September	2,797	3,607
October	3,419	
November	4,151	
December	4,708	
January	5,942	
February	6,273	
March	6,949	
April	7,873	
May	8,134	
June	8,134	

### QUALITY

	Quantity	Base Number	Contract	AT	Region	England
% of FP17s for the same patient ID Re-attending within 3 months - Children	47	621	7.6%	10.3%	11.8%	12.4%
% of FP17s for the same patient ID Re-attending within 3 months - Adults	336	2,103	16.0%	15.1%	16.6%	16.7%
% of FP17s for the same patient ID Re-attending between 3 & 9 months - Children	459	621	73.9%	60.7%	60.2%	57.4%
% of FP17s for the same patient ID Re-attending between 3 & 9 months - Adults	1,349	2,103	64.1%	52.7%	52.0%	50.5%
% of FP17s for Band 1 Urgent Courses	199	2,128	9.4%	9.6%	9.4%	9.1%
% of FP17s Relating to Free Repair or Replacements	7	2,128	0.3%	0.7%	0.7%	0.8%
% of FP17s Relating to Continuations	7	2,128	0.3%	1.3%	1.2%	1.3%
% of Patients satisfied with the dentistry they have received	4	6	N/A	91.6%	93.6%	93.2%
% of Patients satisfied with the time they had to wait for an appointment	5	6	N/A	87.7%	89.1%	89.0%

\* This is based on patients treated on this contract for their most recent course of treatment. Figures in italics indicate the base number of FP17s or Patient Questionnaire responses are less than 100. N/A is shown where the base number of responses is less than 10 during the period. % is calculated as Quantity/Base number\*100

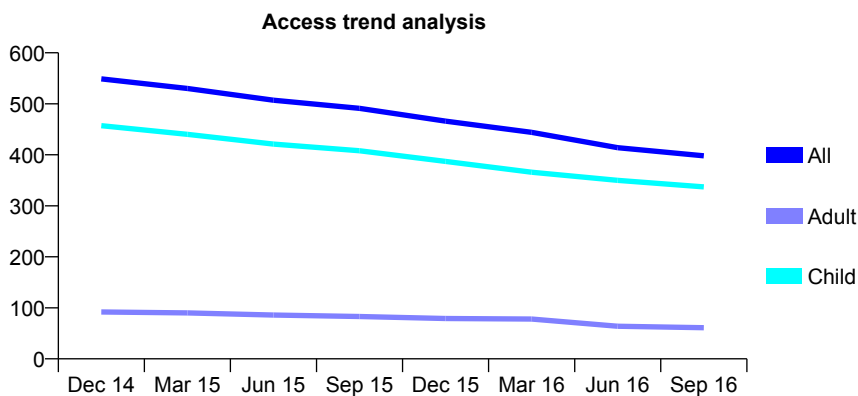
## Q70 - Vital Signs At a Glance Contract Report for 559458/0001 - September 2016

Name or company name	Timothy Langford & Sandip Dau
Contract type name	GDS Contract
Purpose of contract	General
Contract start date	01/04/2006
Contract end date	

16/17 Contracted general activity (UDA)	1,500
Carry forward general activity (UDA)	0
16/17 Contracted orthodontic activity (UOA)	0
Carry forward orthodontic activity (UOA)	0
Baseline contract value	£35,205.99

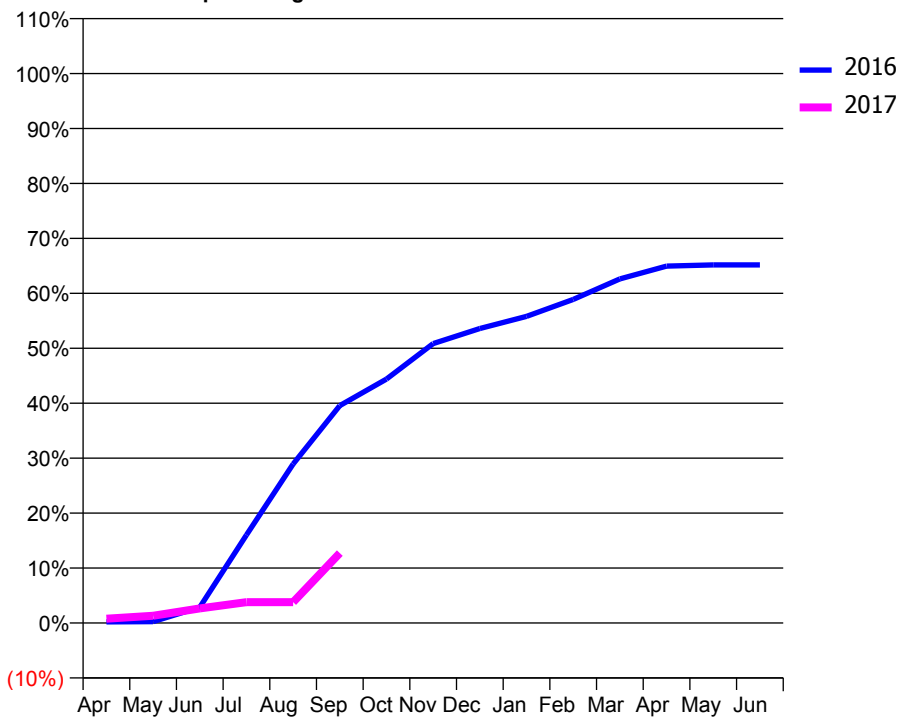
### ACCESS\*

Patients seen in 24 months	Total	Change since previous quarter
Quarter ending September 2015	491	
Quarter ending December 2015	466	↓
Quarter ending March 2016	444	↓
Quarter ending June 2016	414	↓
Quarter ending September 2016	398	↓
<b>Variance since September 2015</b>	<b>(18.9%)</b>	<b>↓</b>



### ACTIVITY

Cumulative percentage of contracted UDA delivered 2016 & 2017



Adjusted Scheduled Activity (UDA)

Month	2016	2017
April	3	12
May	4	20
June	43	40
July	241	57
August	434	57
September	594	191
October	666	
November	763	
December	804	
January	837	
February	883	
March	939	
April	974	
May	977	
June	977	

### QUALITY

	Quantity	Base Number	Contract	AT	Region	England
% of FP17s for the same patient ID Re-attending within 3 months - Children	5	182	2.7%	10.3%	11.8%	12.4%
% of FP17s for the same patient ID Re-attending within 3 months - Adults	0	7	0.0%	15.1%	16.6%	16.7%
% of FP17s for the same patient ID Re-attending between 3 & 9 months - Children	127	182	69.8%	60.7%	60.2%	57.4%
% of FP17s for the same patient ID Re-attending between 3 & 9 months - Adults	3	7	42.9%	52.7%	52.0%	50.5%
% of FP17s for Band 1 Urgent Courses	0	155	0.0%	9.6%	9.4%	9.1%
% of FP17s Relating to Free Repair or Replacements	0	155	0.0%	0.7%	0.7%	0.8%
% of FP17s Relating to Continuations	0	155	0.0%	1.3%	1.2%	1.3%
% of Patients satisfied with the dentistry they have received	0	0	N/A	91.6%	93.6%	93.2%
% of Patients satisfied with the time they had to wait for an appointment	0	0	N/A	87.7%	89.1%	89.0%

\* This is based on patients treated on this contract for their most recent course of treatment. Figures in italics indicate the base number of FP17s or Patient Questionnaire responses are less than 100. N/A is shown where the base number of responses is less than 10 during the period. % is calculated as Quantity/Base number\*100

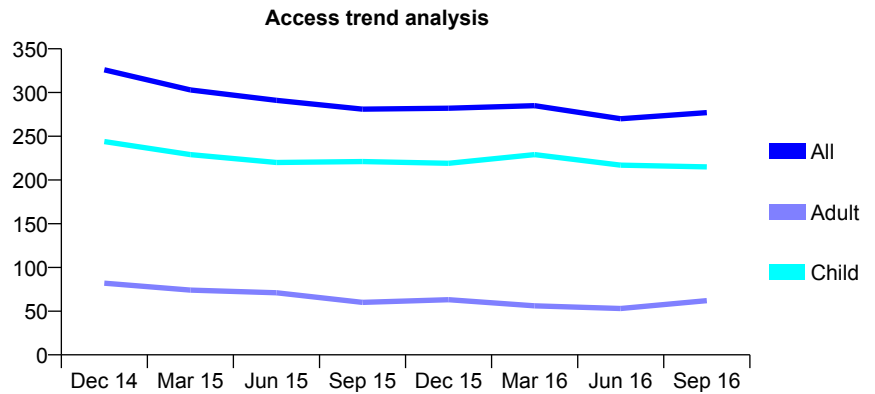
## Q70 - Vital Signs At a Glance Contract Report for 563749/0002 - September 2016

Name or company name	MR SR DAY
Contract type name	GDS Contract
Purpose of contract	General
Contract start date	18/07/2007
Contract end date	

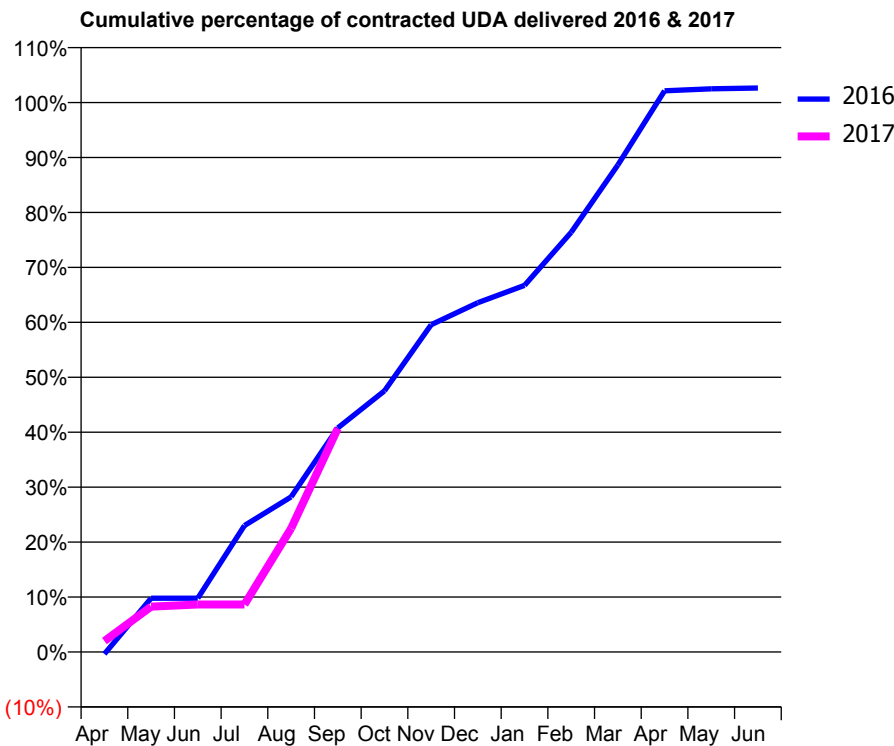
16/17 Contracted general activity (UDA)	800
Carry forward general activity (UDA)	-16
16/17 Contracted orthodontic activity (UOA)	0
Carry forward orthodontic activity (UOA)	0
Baseline contract value	£15,720.70

### ACCESS\*

Patients seen in 24 months	Total	Change since previous quarter
Quarter ending September 2015	281	
Quarter ending December 2015	282	→
Quarter ending March 2016	285	→
Quarter ending June 2016	270	↓
Quarter ending September 2016	277	↑
<b>Variance since September 2015</b>	<b>(1.4%)</b>	<b>↓</b>



### ACTIVITY



Month	Adjusted Scheduled Activity (UDA)	
	2016	2017
April	-3	16
May	78	66
June	78	69
July	184	69
August	226	180
September	326	325
October	380	
November	477	
December	509	
January	534	
February	611	
March	709	
April	817	
May	820	
June	821	

### QUALITY

	Quantity	Base Number	Contract	AT	Region	England
% of FP17s for the same patient ID Re-attending within 3 months - Children	18	207	8.7%	10.3%	11.8%	12.4%
% of FP17s for the same patient ID Re-attending within 3 months - Adults	3	33	9.1%	15.1%	16.6%	16.7%
% of FP17s for the same patient ID Re-attending between 3 & 9 months - Children	137	207	66.2%	60.7%	60.2%	57.4%
% of FP17s for the same patient ID Re-attending between 3 & 9 months - Adults	27	33	81.8%	52.7%	52.0%	50.5%
% of FP17s for Band 1 Urgent Courses	7	176	4.0%	9.6%	9.4%	9.1%
% of FP17s Relating to Free Repair or Replacements	0	176	0.0%	0.7%	0.7%	0.8%
% of FP17s Relating to Continuations	0	176	0.0%	1.3%	1.2%	1.3%
% of Patients satisfied with the dentistry they have received	0	0	N/A	91.6%	93.6%	93.2%
% of Patients satisfied with the time they had to wait for an appointment	0	0	N/A	87.7%	89.1%	89.0%

\* This is based on patients treated on this contract for their most recent course of treatment. Figures in italics indicate the base number of FP17s or Patient Questionnaire responses are less than 100. N/A is shown where the base number of responses is less than 10 during the period. % is calculated as Quantity/Base number\*100

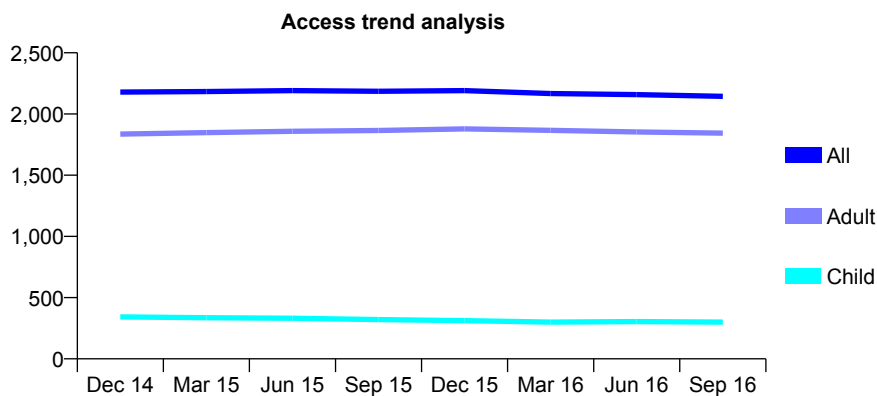
## Q70 - Vital Signs At a Glance Contract Report for 564796/0001 - September 2016

Name or company name	MR RD COOK
Contract type name	GDS Contract
Purpose of contract	General
Contract start date	01/04/2006
Contract end date	

16/17 Contracted general activity (UDA)	6,504
Carry forward general activity (UDA)	19
16/17 Contracted orthodontic activity (UOA)	0
Carry forward orthodontic activity (UOA)	0
Baseline contract value	£149,936.04

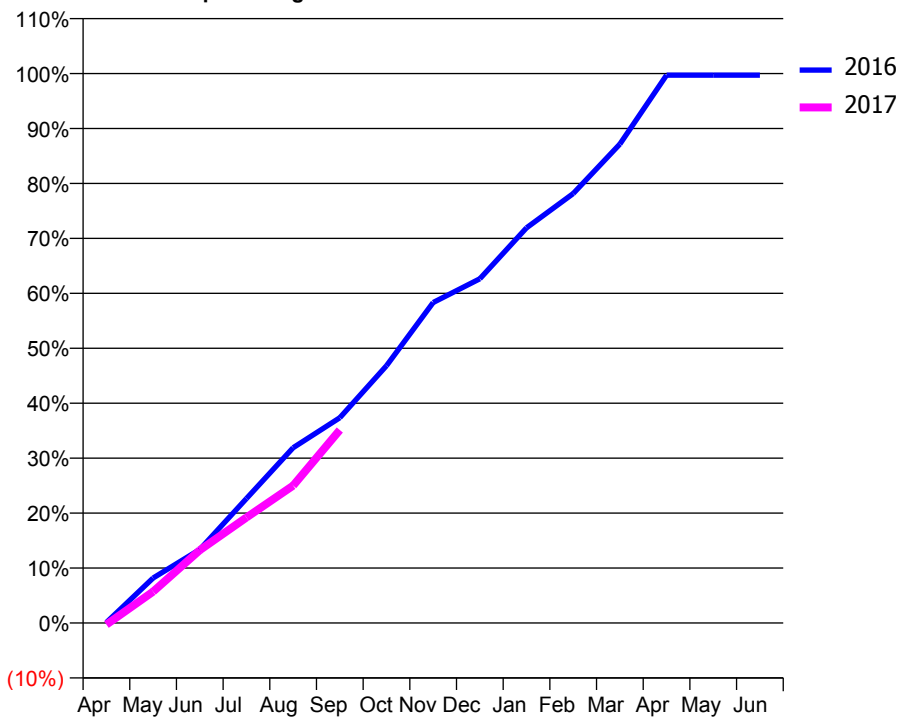
### ACCESS\*

Patients seen in 24 months	Total	Change since previous quarter
Quarter ending September 2015	2,186	
Quarter ending December 2015	2,191	→
Quarter ending March 2016	2,167	↓
Quarter ending June 2016	2,158	→
Quarter ending September 2016	2,144	→
<b>Variance since September 2015</b>	<b>(1.9%)</b>	<b>↓</b>



### ACTIVITY

Cumulative percentage of contracted UDA delivered 2016 & 2017



Adjusted Scheduled Activity (UDA)

Month	2016	2017
April	7	-19
May	533	371
June	871	863
July	1,473	1,250
August	2,074	1,626
September	2,430	2,284
October	3,046	
November	3,794	
December	4,074	
January	4,678	
February	5,083	
March	5,668	
April	6,484	
May	6,484	
June	6,485	

### QUALITY

	Quantity	Base Number	Contract	AT	Region	England
% of FP17s for the same patient ID Re-attending within 3 months - Children	5	247	2.0%	10.3%	11.8%	12.4%
% of FP17s for the same patient ID Re-attending within 3 months - Adults	91	1,437	6.3%	15.1%	16.6%	16.7%
% of FP17s for the same patient ID Re-attending between 3 & 9 months - Children	187	247	75.7%	60.7%	60.2%	57.4%
% of FP17s for the same patient ID Re-attending between 3 & 9 months - Adults	1,099	1,437	76.5%	52.7%	52.0%	50.5%
% of FP17s for Band 1 Urgent Courses	0	1,235	0.0%	9.6%	9.4%	9.1%
% of FP17s Relating to Free Repair or Replacements	0	1,235	0.0%	0.7%	0.7%	0.8%
% of FP17s Relating to Continuations	9	1,235	0.7%	1.3%	1.2%	1.3%
% of Patients satisfied with the dentistry they have received	1	1	N/A	91.6%	93.6%	93.2%
% of Patients satisfied with the time they had to wait for an appointment	1	1	N/A	87.7%	89.1%	89.0%

\* This is based on patients treated on this contract for their most recent course of treatment. Figures in italics indicate the base number of FP17s or Patient Questionnaire responses are less than 100. N/A is shown where the base number of responses is less than 10 during the period. % is calculated as Quantity/Base number\*100

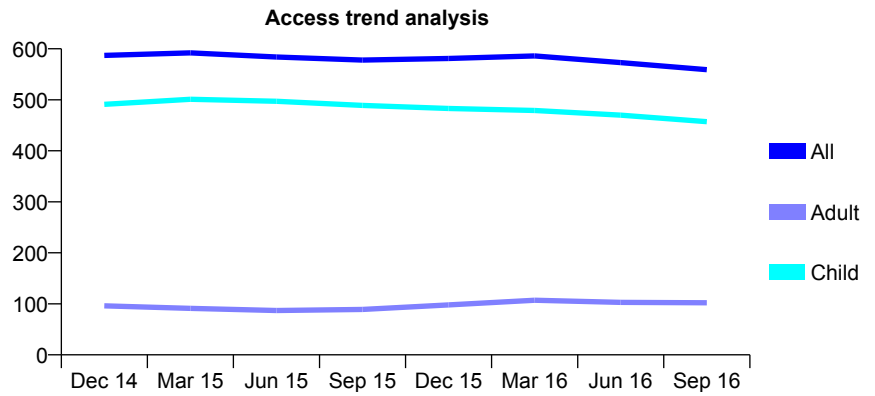
## Q70 - Vital Signs At a Glance Contract Report for 565792/0001 - September 2016

Name or company name	MR N DOBBS
Contract type name	GDS Contract
Purpose of contract	General
Contract start date	01/04/2006
Contract end date	

16/17 Contracted general activity (UDA)	1,823
Carry forward general activity (UDA)	-36
16/17 Contracted orthodontic activity (UOA)	0
Carry forward orthodontic activity (UOA)	0
Baseline contract value	£37,875.45

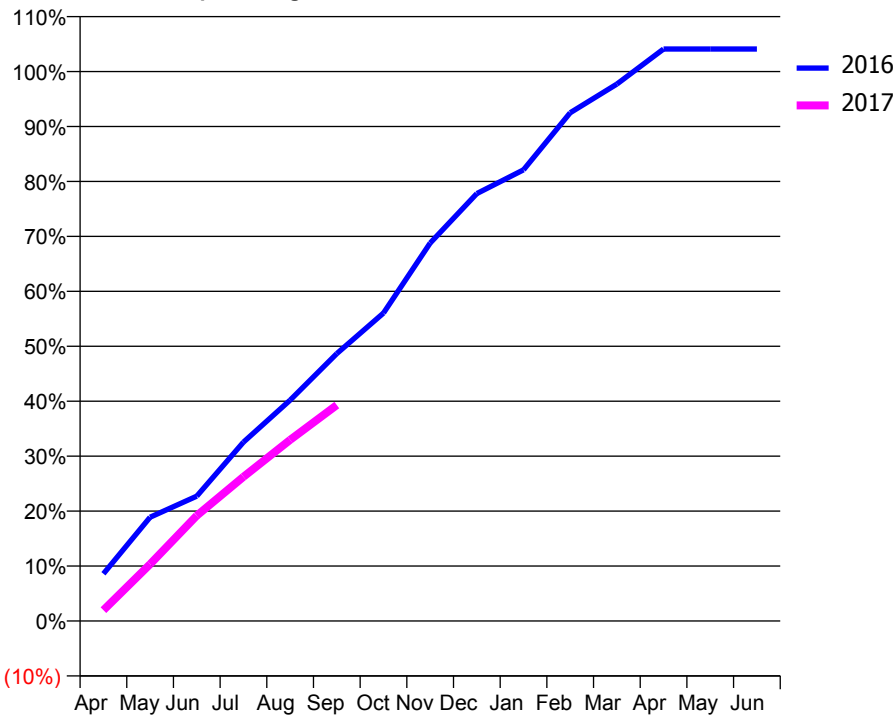
### ACCESS\*

Patients seen in 24 months	Total	Change since previous quarter
Quarter ending September 2015	578	
Quarter ending December 2015	581	→
Quarter ending March 2016	586	→
Quarter ending June 2016	573	↓
Quarter ending September 2016	559	↓
<b>Variance since September 2015</b>	<b>(3.3%)</b>	<b>↓</b>



### ACTIVITY

Cumulative percentage of contracted UDA delivered 2016 & 2017



Month	Adjusted Scheduled Activity (UDA)	
	2016	2017
April	157	36
May	344	189
June	414	350
July	593	478
August	733	601
September	887	717
October	1,022	
November	1,254	
December	1,418	
January	1,497	
February	1,686	
March	1,781	
April	1,897	
May	1,897	
June	1,897	

### QUALITY

	Quantity	Base Number	Contract	AT	Region	England
% of FP17s for the same patient ID Re-attending within 3 months - Children	19	423	4.5%	10.3%	11.8%	12.4%
% of FP17s for the same patient ID Re-attending within 3 months - Adults	2	35	5.7%	15.1%	16.6%	16.7%
% of FP17s for the same patient ID Re-attending between 3 & 9 months - Children	325	423	76.8%	60.7%	60.2%	57.4%
% of FP17s for the same patient ID Re-attending between 3 & 9 months - Adults	25	35	71.4%	52.7%	52.0%	50.5%
% of FP17s for Band 1 Urgent Courses	18	387	4.7%	9.6%	9.4%	9.1%
% of FP17s Relating to Free Repair or Replacements	0	387	0.0%	0.7%	0.7%	0.8%
% of FP17s Relating to Continuations	0	387	0.0%	1.3%	1.2%	1.3%
% of Patients satisfied with the dentistry they have received	0	0	N/A	91.6%	93.6%	93.2%
% of Patients satisfied with the time they had to wait for an appointment	0	0	N/A	87.7%	89.1%	89.0%

\* This is based on patients treated on this contract for their most recent course of treatment. Figures in italics indicate the base number of FP17s or Patient Questionnaire responses are less than 100. N/A is shown where the base number of responses is less than 10 during the period. % is calculated as Quantity/Base number\*100

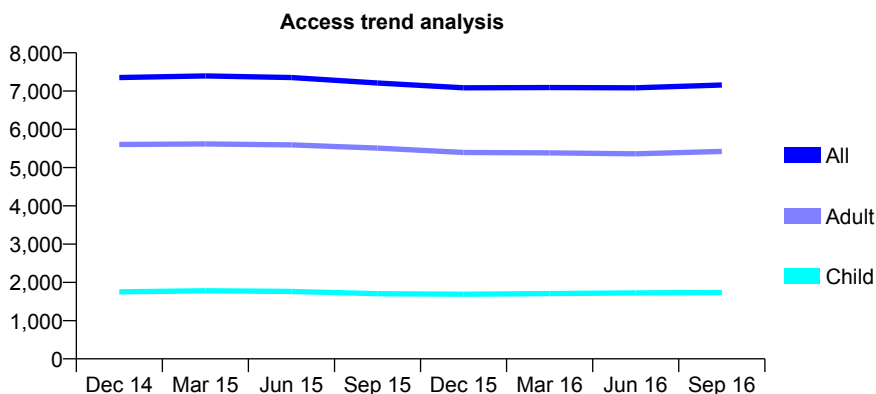
## Q70 - Vital Signs At a Glance Contract Report for 566403/0001 - September 2016

Name or company name	MR WM FLETT
Contract type name	GDS Contract
Purpose of contract	General
Contract start date	01/04/2006
Contract end date	

16/17 Contracted general activity (UDA)	18,531
Carry forward general activity (UDA)	0
16/17 Contracted orthodontic activity (UOA)	0
Carry forward orthodontic activity (UOA)	0
Baseline contract value	£492,072.00

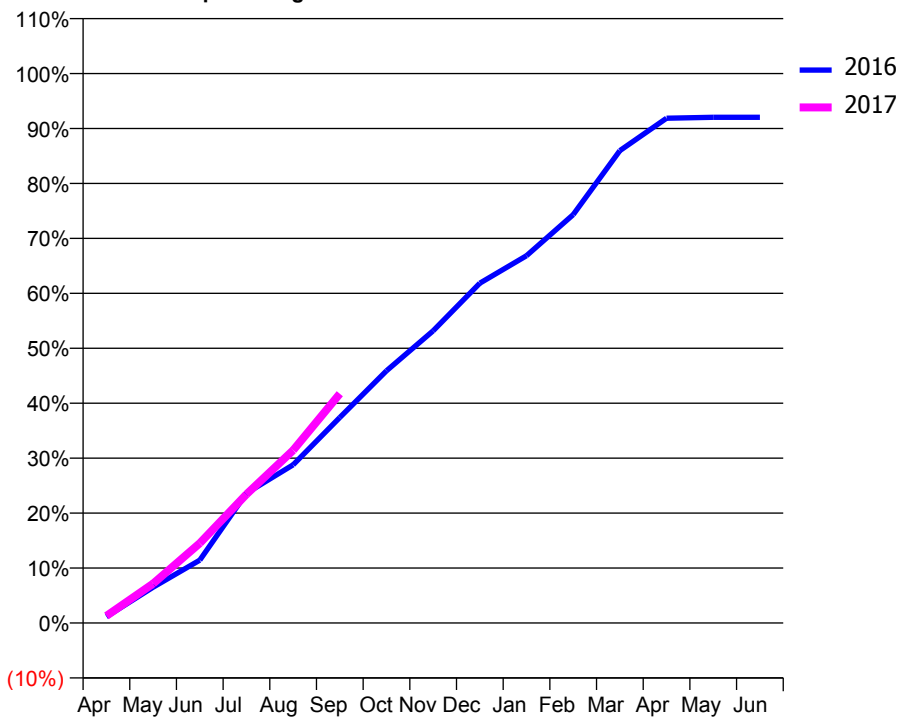
### ACCESS\*

Patients seen in 24 months	Total	Change since previous quarter
Quarter ending September 2015	7,211	
Quarter ending December 2015	7,084	↓
Quarter ending March 2016	7,091	→
Quarter ending June 2016	7,084	→
Quarter ending September 2016	7,157	→
<b>Variance since September 2015</b>	<b>(0.7%)</b>	→



### ACTIVITY

Cumulative percentage of contracted UDA delivered 2016 & 2017



### QUALITY

	Quantity	Base Number	Contract	AT	Region	England
% of FP17s for the same patient ID Re-attending within 3 months - Children	98	1,366	7.2%	10.3%	11.8%	12.4%
% of FP17s for the same patient ID Re-attending within 3 months - Adults	540	3,876	13.9%	15.1%	16.6%	16.7%
% of FP17s for the same patient ID Re-attending between 3 & 9 months - Children	836	1,366	61.2%	60.7%	60.2%	57.4%
% of FP17s for the same patient ID Re-attending between 3 & 9 months - Adults	1,888	3,876	48.7%	52.7%	52.0%	50.5%
% of FP17s for Band 1 Urgent Courses	270	4,246	6.4%	9.6%	9.4%	9.1%
% of FP17s Relating to Free Repair or Replacements	73	4,246	1.7%	0.7%	0.7%	0.8%
% of FP17s Relating to Continuations	39	4,246	0.9%	1.3%	1.2%	1.3%
% of Patients satisfied with the dentistry they have received	3	3	N/A	91.6%	93.6%	93.2%
% of Patients satisfied with the time they had to wait for an appointment	3	3	N/A	87.7%	89.1%	89.0%

\* This is based on patients treated on this contract for their most recent course of treatment. Figures in italics indicate the base number of FP17s or Patient Questionnaire responses are less than 100. N/A is shown where the base number of responses is less than 10 during the period. % is calculated as Quantity/Base number\*100



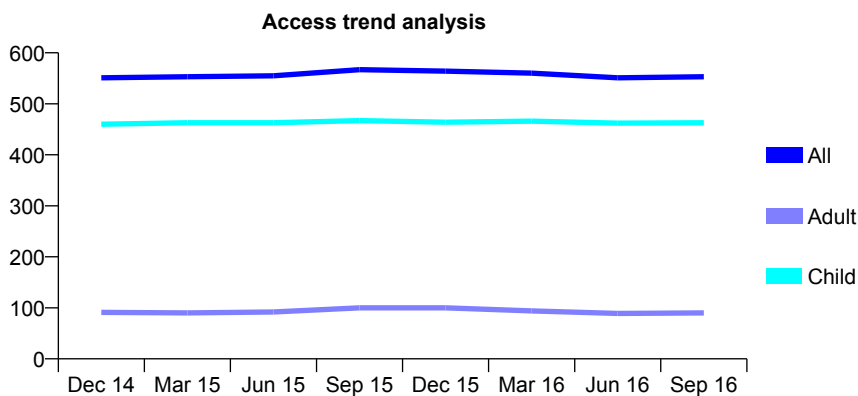
## Q70 - Vital Signs At a Glance Contract Report for 567019/0001 - September 2016

Name or company name	MR JH PHELPS
Contract type name	GDS Contract
Purpose of contract	General
Contract start date	01/04/2006
Contract end date	

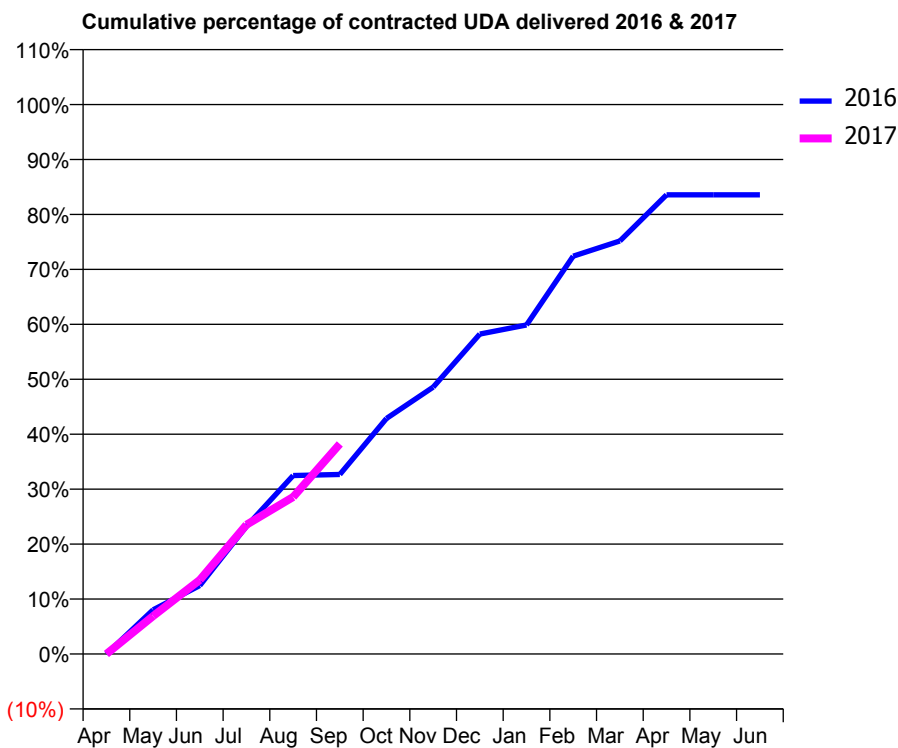
16/17 Contracted general activity (UDA)	1,526
Carry forward general activity (UDA)	0
16/17 Contracted orthodontic activity (UOA)	0
Carry forward orthodontic activity (UOA)	0
Baseline contract value	£32,716.27

### ACCESS\*

Patients seen in 24 months	Total	Change since previous quarter
Quarter ending September 2015	567	
Quarter ending December 2015	564	→
Quarter ending March 2016	560	→
Quarter ending June 2016	551	↓
Quarter ending September 2016	553	→
<b>Variance since September 2015</b>	<b>(2.5%)</b>	<b>↓</b>



### ACTIVITY



Month	Adjusted Scheduled Activity (UDA)	
	2016	2017
April	0	0
May	123	105
June	190	206
July	355	359
August	496	436
September	499	583
October	654	
November	741	
December	888	
January	914	
February	1,105	
March	1,147	
April	1,275	
May	1,275	
June	1,275	

### QUALITY

	Quantity	Base Number	Contract	AT	Region	England
% of FP17s for the same patient ID Re-attending within 3 months - Children	49	484	10.1%	10.3%	11.8%	12.4%
% of FP17s for the same patient ID Re-attending within 3 months - Adults	5	45	11.1%	15.1%	16.6%	16.7%
% of FP17s for the same patient ID Re-attending between 3 & 9 months - Children	349	484	72.1%	60.7%	60.2%	57.4%
% of FP17s for the same patient ID Re-attending between 3 & 9 months - Adults	26	45	57.8%	52.7%	52.0%	50.5%
% of FP17s for Band 1 Urgent Courses	7	448	1.6%	9.6%	9.4%	9.1%
% of FP17s Relating to Free Repair or Replacements	0	448	0.0%	0.7%	0.7%	0.8%
% of FP17s Relating to Continuations	0	448	0.0%	1.3%	1.2%	1.3%
% of Patients satisfied with the dentistry they have received	0	0	N/A	91.6%	93.6%	93.2%
% of Patients satisfied with the time they had to wait for an appointment	0	0	N/A	87.7%	89.1%	89.0%

\* This is based on patients treated on this contract for their most recent course of treatment. Figures in italics indicate the base number of FP17s or Patient Questionnaire responses are less than 100. N/A is shown where the base number of responses is less than 10 during the period. % is calculated as Quantity/Base number\*100

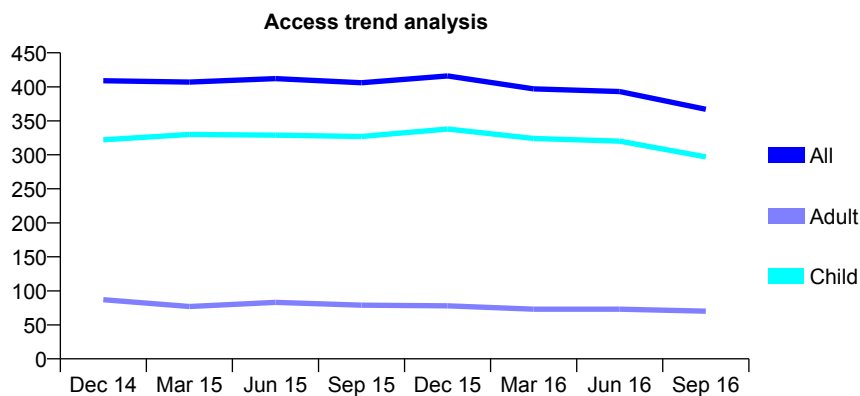
## Q70 - Vital Signs At a Glance Contract Report for 567485/0002 - September 2016

Name or company name	MR PT JONES
Contract type name	GDS Contract
Purpose of contract	General and Orthodontic
Contract start date	01/04/2006
Contract end date	

16/17 Contracted general activity (UDA)	800
Carry forward general activity (UDA)	-5
16/17 Contracted orthodontic activity (UOA)	182
Carry forward orthodontic activity (UOA)	4
Baseline contract value	£36,717.13

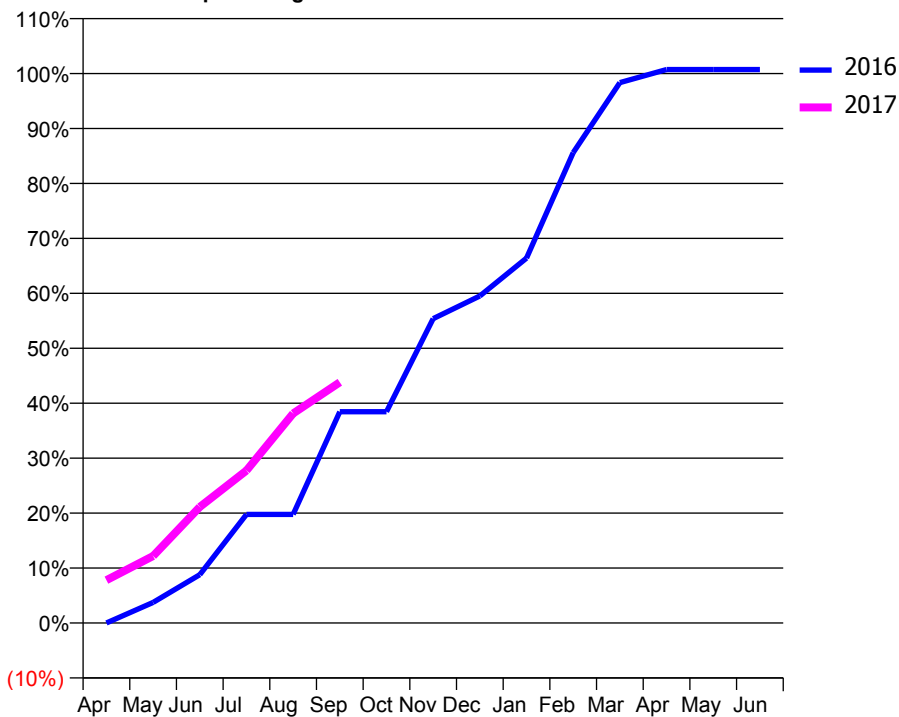
### ACCESS\*

Patients seen in 24 months	Total	Change since previous quarter
Quarter ending September 2015	406	
Quarter ending December 2015	416	↑
Quarter ending March 2016	397	↓
Quarter ending June 2016	393	↓
Quarter ending September 2016	367	↓
<b>Variance since September 2015</b>	<b>(9.6%)</b>	<b>↓</b>



### ACTIVITY

Cumulative percentage of contracted UDA delivered 2016 & 2017



Month	Adjusted Scheduled Activity (UDA)	
	2016	2017
April	0	62
May	30	98
June	70	169
July	158	222
August	158	305
September	308	351
October	308	
November	443	
December	476	
January	531	
February	685	
March	787	
April	806	
May	806	
June	806	

### QUALITY

	Quantity	Base Number	Contract	AT	Region	England
% of FP17s for the same patient ID Re-attending within 3 months - Children	33	256	12.9%	10.3%	11.8%	12.4%
% of FP17s for the same patient ID Re-attending within 3 months - Adults	6	25	24.0%	15.1%	16.6%	16.7%
% of FP17s for the same patient ID Re-attending between 3 & 9 months - Children	185	256	72.3%	60.7%	60.2%	57.4%
% of FP17s for the same patient ID Re-attending between 3 & 9 months - Adults	17	25	68.0%	52.7%	52.0%	50.5%
% of FP17s for Band 1 Urgent Courses	8	239	3.3%	9.6%	9.4%	9.1%
% of FP17s Relating to Free Repair or Replacements	0	239	0.0%	0.7%	0.7%	0.8%
% of FP17s Relating to Continuations	0	239	0.0%	1.3%	1.2%	1.3%
% of Patients satisfied with the dentistry they have received	0	0	N/A	91.6%	93.6%	93.2%
% of Patients satisfied with the time they had to wait for an appointment	0	0	N/A	87.7%	89.1%	89.0%

\* This is based on patients treated on this contract for their most recent course of treatment. Figures in italics indicate the base number of FP17s or Patient Questionnaire responses are less than 100. N/A is shown where the base number of responses is less than 10 during the period. % is calculated as Quantity/Base number\*100

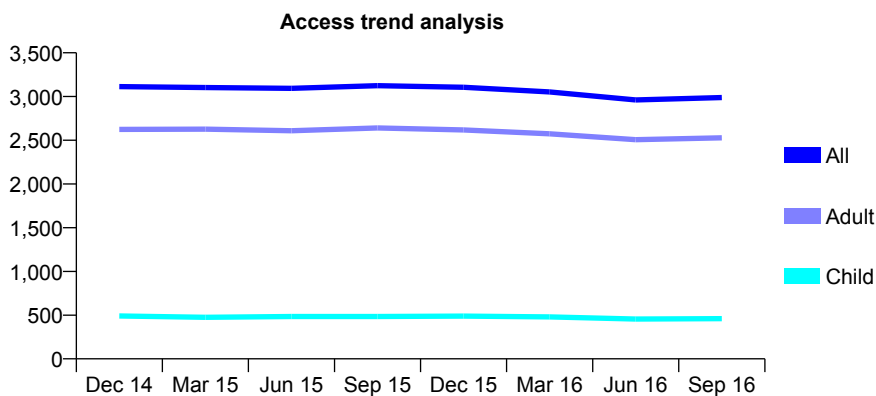
## Q70 - Vital Signs At a Glance Contract Report for 569216/0001 - September 2016

Name or company name	MR BG PARNELL
Contract type name	GDS Contract
Purpose of contract	General
Contract start date	01/04/2006
Contract end date	

16/17 Contracted general activity (UDA)	8,445
Carry forward general activity (UDA)	0
16/17 Contracted orthodontic activity (UOA)	0
Carry forward orthodontic activity (UOA)	0
Baseline contract value	£211,030.36

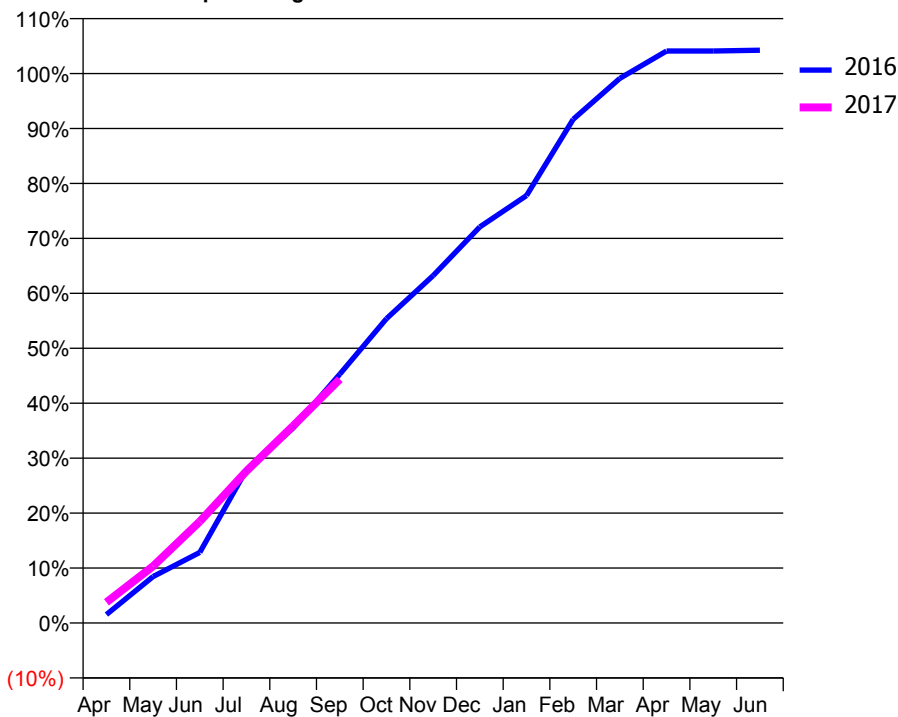
### ACCESS\*

Patients seen in 24 months	Total	Change since previous quarter
Quarter ending September 2015	3,124	
Quarter ending December 2015	3,106	→
Quarter ending March 2016	3,053	↓
Quarter ending June 2016	2,961	↓
Quarter ending September 2016	2,988	→
<b>Variance since September 2015</b>	<b>(4.4%)</b>	<b>↓</b>



### ACTIVITY

Cumulative percentage of contracted UDA delivered 2016 & 2017



Month	Adjusted Scheduled Activity (UDA)	
	2016	2017
April	131	319
May	713	873
June	1,084	1,560
July	2,356	2,335
August	2,998	3,029
September	3,825	3,747
October	4,679	
November	5,339	
December	6,087	
January	6,569	
February	7,741	
March	8,370	
April	8,790	
May	8,790	
June	8,802	

### QUALITY

	Quantity	Base Number	Contract	AT	Region	England
% of FP17s for the same patient ID Re-attending within 3 months - Children	21	316	6.6%	10.3%	11.8%	12.4%
% of FP17s for the same patient ID Re-attending within 3 months - Adults	330	1,972	16.7%	15.1%	16.6%	16.7%
% of FP17s for the same patient ID Re-attending between 3 & 9 months - Children	171	316	54.1%	60.7%	60.2%	57.4%
% of FP17s for the same patient ID Re-attending between 3 & 9 months - Adults	1,172	1,972	59.4%	52.7%	52.0%	50.5%
% of FP17s for Band 1 Urgent Courses	376	2,052	18.3%	9.6%	9.4%	9.1%
% of FP17s Relating to Free Repair or Replacements	17	2,052	0.8%	0.7%	0.7%	0.8%
% of FP17s Relating to Continuations	18	2,052	0.9%	1.3%	1.2%	1.3%
% of Patients satisfied with the dentistry they have received	6	6	N/A	91.6%	93.6%	93.2%
% of Patients satisfied with the time they had to wait for an appointment	6	6	N/A	87.7%	89.1%	89.0%

\* This is based on patients treated on this contract for their most recent course of treatment. Figures in italics indicate the base number of FP17s or Patient Questionnaire responses are less than 100. N/A is shown where the base number of responses is less than 10 during the period. % is calculated as Quantity/Base number\*100

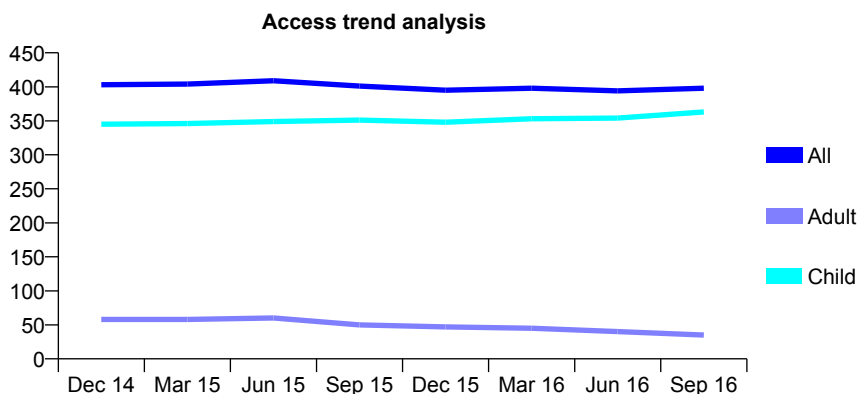
## Q70 - Vital Signs At a Glance Contract Report for 570036/0001 - September 2016

Name or company name	MRS EM EXELBY
Contract type name	GDS Contract
Purpose of contract	General
Contract start date	01/04/2006
Contract end date	

16/17 Contracted general activity (UDA)	650
Carry forward general activity (UDA)	0
16/17 Contracted orthodontic activity (UOA)	0
Carry forward orthodontic activity (UOA)	0
Baseline contract value	£14,345.87

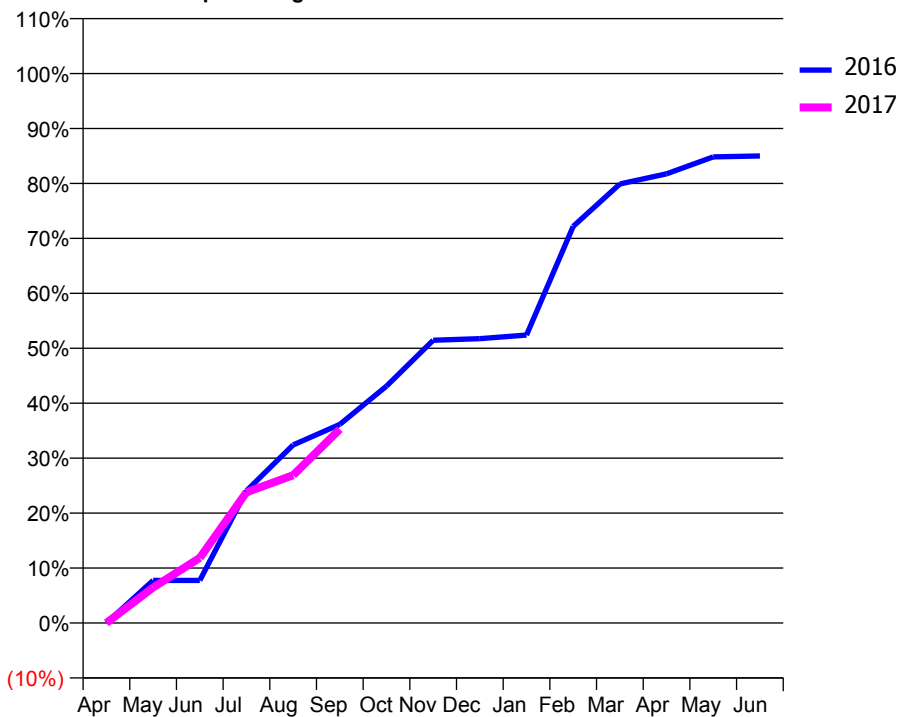
### ACCESS\*

Patients seen in 24 months	Total	Change since previous quarter
Quarter ending September 2015	401	
Quarter ending December 2015	395	↓
Quarter ending March 2016	398	→
Quarter ending June 2016	394	↓
Quarter ending September 2016	398	→
<b>Variance since September 2015</b>	<b>(0.7%)</b>	<b>→</b>



### ACTIVITY

Cumulative percentage of contracted UDA delivered 2016 & 2017



Adjusted Scheduled Activity (UDA)

Month	2016	2017
April	0	0
May	50	42
June	50	77
July	156	155
August	211	175
September	235	229
October	280	
November	334	
December	336	
January	341	
February	469	
March	519	
April	531	
May	551	
June	552	

### QUALITY

	Quantity	Base Number	Contract	AT	Region	England
% of FP17s for the same patient ID Re-attending within 3 months - Children	5	211	2.4%	10.3%	11.8%	12.4%
% of FP17s for the same patient ID Re-attending within 3 months - Adults	0	1	0.0%	15.1%	16.6%	16.7%
% of FP17s for the same patient ID Re-attending between 3 & 9 months - Children	81	211	38.4%	60.7%	60.2%	57.4%
% of FP17s for the same patient ID Re-attending between 3 & 9 months - Adults	0	1	0.0%	52.7%	52.0%	50.5%
% of FP17s for Band 1 Urgent Courses	6	188	3.2%	9.6%	9.4%	9.1%
% of FP17s Relating to Free Repair or Replacements	0	188	0.0%	0.7%	0.7%	0.8%
% of FP17s Relating to Continuations	0	188	0.0%	1.3%	1.2%	1.3%
% of Patients satisfied with the dentistry they have received	0	0	N/A	91.6%	93.6%	93.2%
% of Patients satisfied with the time they had to wait for an appointment	0	0	N/A	87.7%	89.1%	89.0%

\* This is based on patients treated on this contract for their most recent course of treatment. Figures in italics indicate the base number of FP17s or Patient Questionnaire responses are less than 100. N/A is shown where the base number of responses is less than 10 during the period. % is calculated as Quantity/Base number\*100

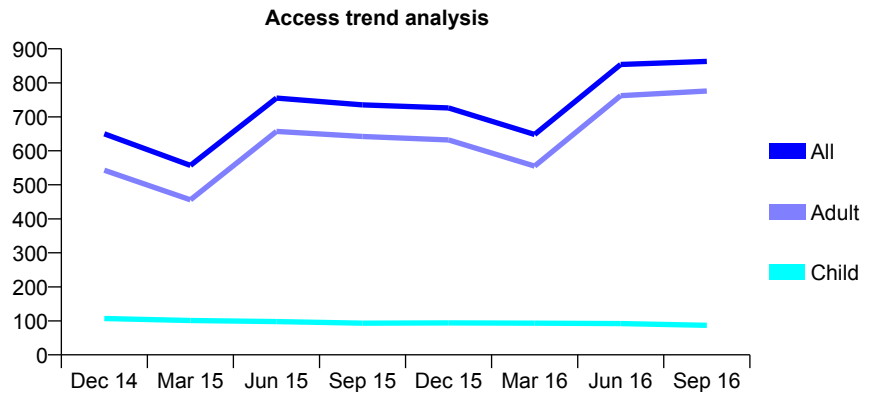
## Q70 - Vital Signs At a Glance Contract Report for 572330/0001 - September 2016

Name or company name	MR SD JAMES
Contract type name	GDS Contract
Purpose of contract	General
Contract start date	01/04/2006
Contract end date	

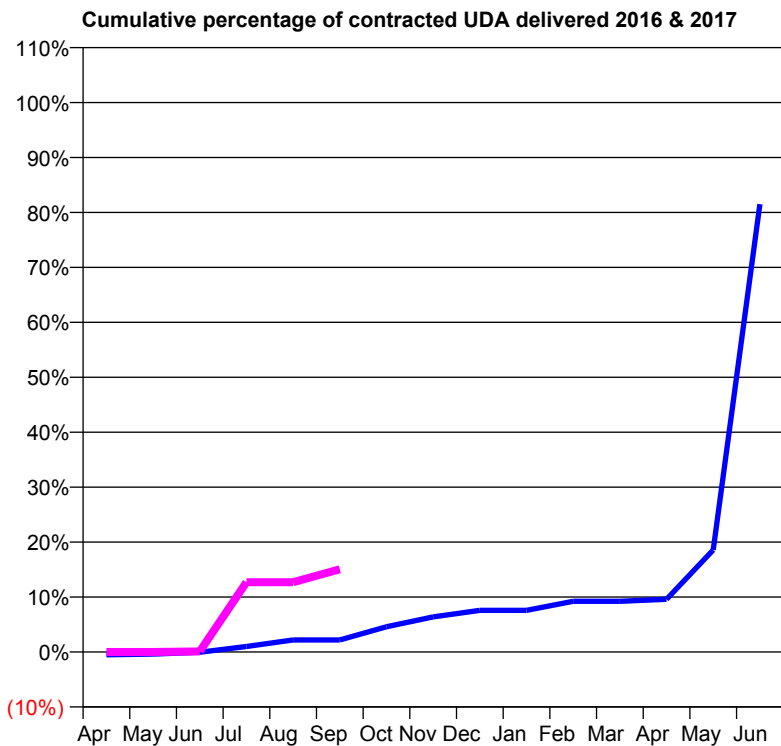
16/17 Contracted general activity (UDA)	3,500
Carry forward general activity (UDA)	0
16/17 Contracted orthodontic activity (UOA)	0
Carry forward orthodontic activity (UOA)	0
Baseline contract value	£78,466.10

### ACCESS\*

Patients seen in 24 months	Total	Change since previous quarter
Quarter ending September 2015	735	
Quarter ending December 2015	726	↓
Quarter ending March 2016	648	↓
Quarter ending June 2016	854	↑
Quarter ending September 2016	863	→
<b>Variance since September 2015</b>	<b>17.4%</b>	<b>↑</b>



### ACTIVITY



Month	Adjusted Scheduled Activity (UDA)	
	2016	2017
April	-18	0
May	-14	0
June	-2	4
July	35	445
August	77	445
September	77	527
October	161	
November	224	
December	265	
January	265	
February	323	
March	323	
April	336	
May	650	
June	2,852	

### QUALITY

	Quantity	Base Number	Contract	AT	Region	England
% of FP17s for the same patient ID Re-attending within 3 months - Children	2	60	3.3%	10.3%	11.8%	12.4%
% of FP17s for the same patient ID Re-attending within 3 months - Adults	25	658	3.8%	15.1%	16.6%	16.7%
% of FP17s for the same patient ID Re-attending between 3 & 9 months - Children	36	60	60.0%	60.7%	60.2%	57.4%
% of FP17s for the same patient ID Re-attending between 3 & 9 months - Adults	46	658	7.0%	52.7%	52.0%	50.5%
% of FP17s for Band 1 Urgent Courses	4	298	1.3%	9.6%	9.4%	9.1%
% of FP17s Relating to Free Repair or Replacements	0	298	0.0%	0.7%	0.7%	0.8%
% of FP17s Relating to Continuations	0	298	0.0%	1.3%	1.2%	1.3%
% of Patients satisfied with the dentistry they have received	0	0	N/A	91.6%	93.6%	93.2%
% of Patients satisfied with the time they had to wait for an appointment	0	0	N/A	87.7%	89.1%	89.0%

\* This is based on patients treated on this contract for their most recent course of treatment. Figures in italics indicate the base number of FP17s or Patient Questionnaire responses are less than 100. N/A is shown where the base number of responses is less than 10 during the period. % is calculated as Quantity/Base number\*100

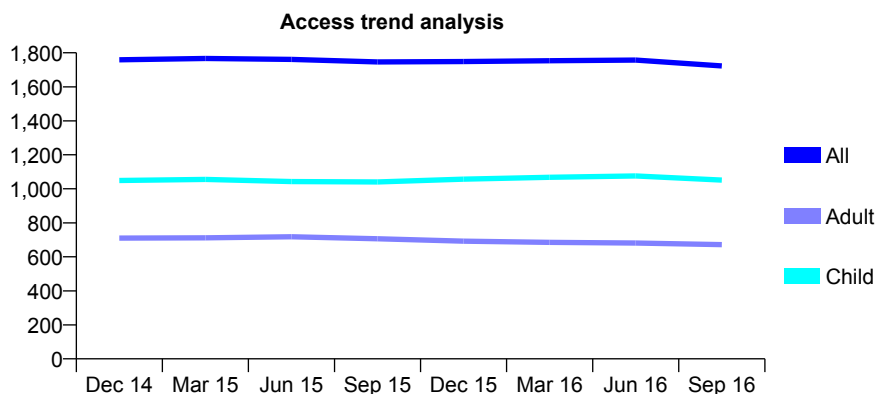
## Q70 - Vital Signs At a Glance Contract Report for 573566/0002 - September 2016

Name or company name	MR RC BAKER
Contract type name	GDS Contract
Purpose of contract	General
Contract start date	04/01/2010
Contract end date	

16/17 Contracted general activity (UDA)	3,690
Carry forward general activity (UDA)	59
16/17 Contracted orthodontic activity (UOA)	0
Carry forward orthodontic activity (UOA)	0
Baseline contract value	£87,064.77

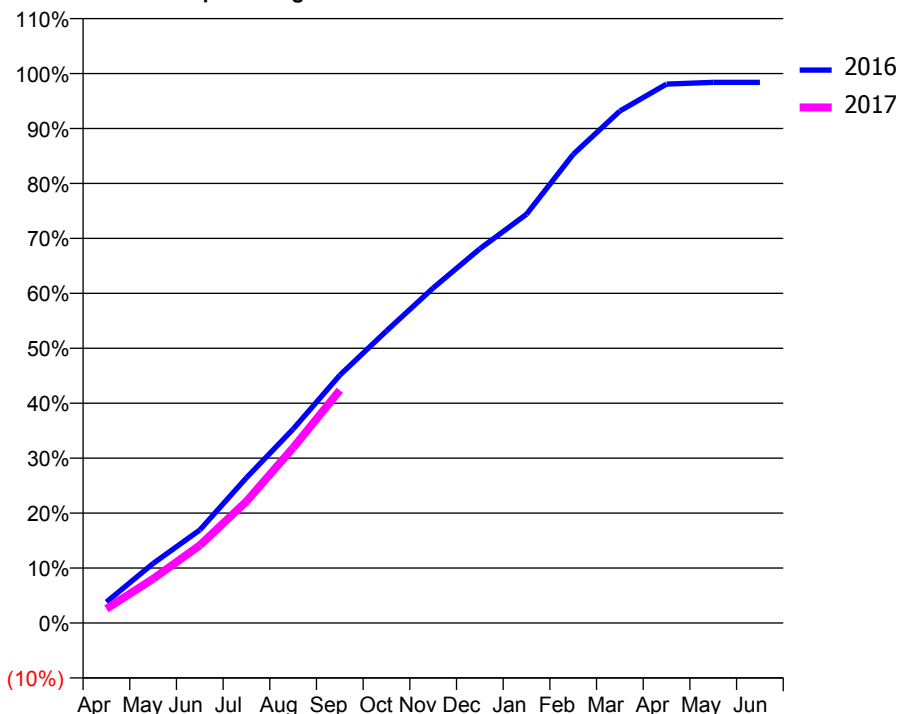
### ACCESS\*

Patients seen in 24 months	Total	Change since previous quarter
Quarter ending September 2015	1,746	
Quarter ending December 2015	1,749	→
Quarter ending March 2016	1,753	→
Quarter ending June 2016	1,757	→
Quarter ending September 2016	1,723	↓
<b>Variance since September 2015</b>	<b>(1.3%)</b>	<b>↓</b>



### ACTIVITY

Cumulative percentage of contracted UDA delivered 2016 & 2017



Adjusted Scheduled Activity (UDA)

Month	2016	2017
April	141	96
May	400	297
June	624	521
July	975	817
August	1,302	1,177
September	1,664	1,563
October	1,962	
November	2,250	
December	2,513	
January	2,745	
February	3,147	
March	3,438	
April	3,619	
May	3,630	
June	3,630	

### QUALITY

	Quantity	Base Number	Contract	AT	Region	England
% of FP17s for the same patient ID Re-attending within 3 months - Children	73	931	7.8%	10.3%	11.8%	12.4%
% of FP17s for the same patient ID Re-attending within 3 months - Adults	33	380	8.7%	15.1%	16.6%	16.7%
% of FP17s for the same patient ID Re-attending between 3 & 9 months - Children	641	931	68.9%	60.7%	60.2%	57.4%
% of FP17s for the same patient ID Re-attending between 3 & 9 months - Adults	192	380	50.5%	52.7%	52.0%	50.5%
% of FP17s for Band 1 Urgent Courses	43	1,182	3.6%	9.6%	9.4%	9.1%
% of FP17s Relating to Free Repair or Replacements	0	1,182	0.0%	0.7%	0.7%	0.8%
% of FP17s Relating to Continuations	1	1,182	0.1%	1.3%	1.2%	1.3%
% of Patients satisfied with the dentistry they have received	0	0	N/A	91.6%	93.6%	93.2%
% of Patients satisfied with the time they had to wait for an appointment	0	0	N/A	87.7%	89.1%	89.0%

\* This is based on patients treated on this contract for their most recent course of treatment. Figures in italics indicate the base number of FP17s or Patient Questionnaire responses are less than 100. N/A is shown where the base number of responses is less than 10 during the period. % is calculated as Quantity/Base number\*100

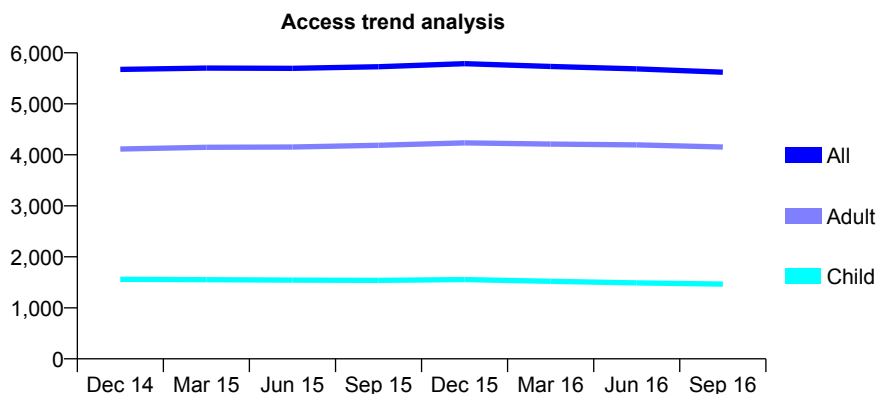
## Q70 - Vital Signs At a Glance Contract Report for 574074/0001 - September 2016

Name or company name	MR NL JONES
Contract type name	GDS Contract
Purpose of contract	General and Orthodontic
Contract start date	01/04/2006
Contract end date	

16/17 Contracted general activity (UDA)	13,816
Carry forward general activity (UDA)	0
16/17 Contracted orthodontic activity (UOA)	500
Carry forward orthodontic activity (UOA)	0
Baseline contract value	£432,665.24

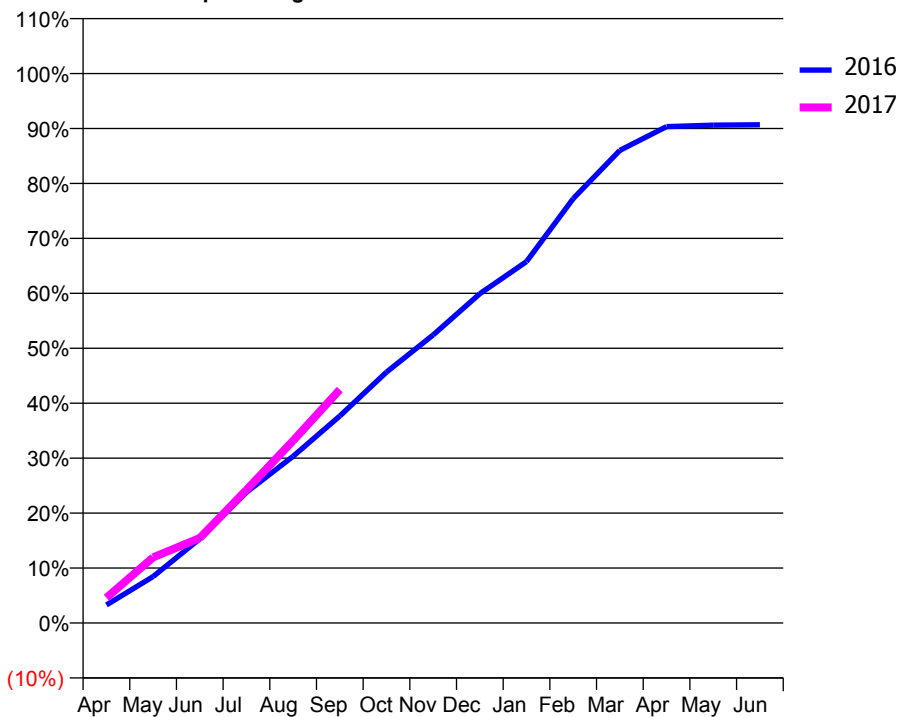
### ACCESS\*

Patients seen in 24 months	Total	Change since previous quarter
Quarter ending September 2015	5,727	
Quarter ending December 2015	5,787	→
Quarter ending March 2016	5,731	→
Quarter ending June 2016	5,686	→
Quarter ending September 2016	5,619	↓
<b>Variance since September 2015</b>	<b>(1.9%)</b>	<b>↓</b>



### ACTIVITY

Cumulative percentage of contracted UDA delivered 2016 & 2017



Month	Adjusted Scheduled Activity (UDA)	
	2016	2017
April	455	636
May	1,169	1,652
June	2,117	2,139
July	3,288	3,348
August	4,193	4,584
September	5,206	5,868
October	6,309	
November	7,243	
December	8,278	
January	9,088	
February	10,671	
March	11,883	
April	12,479	
May	12,518	
June	12,527	

### QUALITY

	Quantity	Base Number	Contract	AT	Region	England
% of FP17s for the same patient ID Re-attending within 3 months - Children	82	1,040	7.9%	10.3%	11.8%	12.4%
% of FP17s for the same patient ID Re-attending within 3 months - Adults	407	2,874	14.2%	15.1%	16.6%	16.7%
% of FP17s for the same patient ID Re-attending between 3 & 9 months - Children	567	1,040	54.5%	60.7%	60.2%	57.4%
% of FP17s for the same patient ID Re-attending between 3 & 9 months - Adults	1,551	2,874	54.0%	52.7%	52.0%	50.5%
% of FP17s for Band 1 Urgent Courses	79	3,004	2.6%	9.6%	9.4%	9.1%
% of FP17s Relating to Free Repair or Replacements	43	3,004	1.4%	0.7%	0.7%	0.8%
% of FP17s Relating to Continuations	77	3,004	2.6%	1.3%	1.2%	1.3%
% of Patients satisfied with the dentistry they have received	12	12	100.0%	91.6%	93.6%	93.2%
% of Patients satisfied with the time they had to wait for an appointment	7	12	58.3%	87.7%	89.1%	89.0%

\* This is based on patients treated on this contract for their most recent course of treatment. Figures in italics indicate the base number of FP17s or Patient Questionnaire responses are less than 100. N/A is shown where the base number of responses is less than 10 during the period. % is calculated as Quantity/Base number\*100



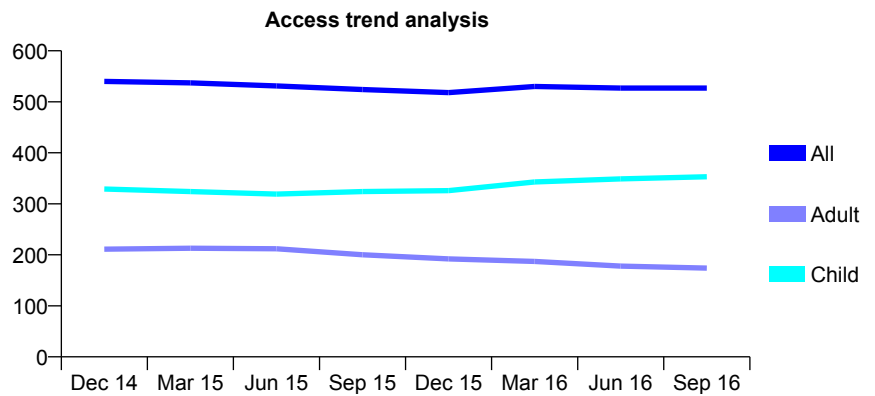
## Q70 - Vital Signs At a Glance Contract Report for 574937/0001 - September 2016

Name or company name	Teeth-on-the-Heath
Contract type name	GDS Contract
Purpose of contract	General
Contract start date	01/04/2006
Contract end date	

16/17 Contracted general activity (UDA)	1,331
Carry forward general activity (UDA)	0
16/17 Contracted orthodontic activity (UOA)	0
Carry forward orthodontic activity (UOA)	0
Baseline contract value	£35,943.53

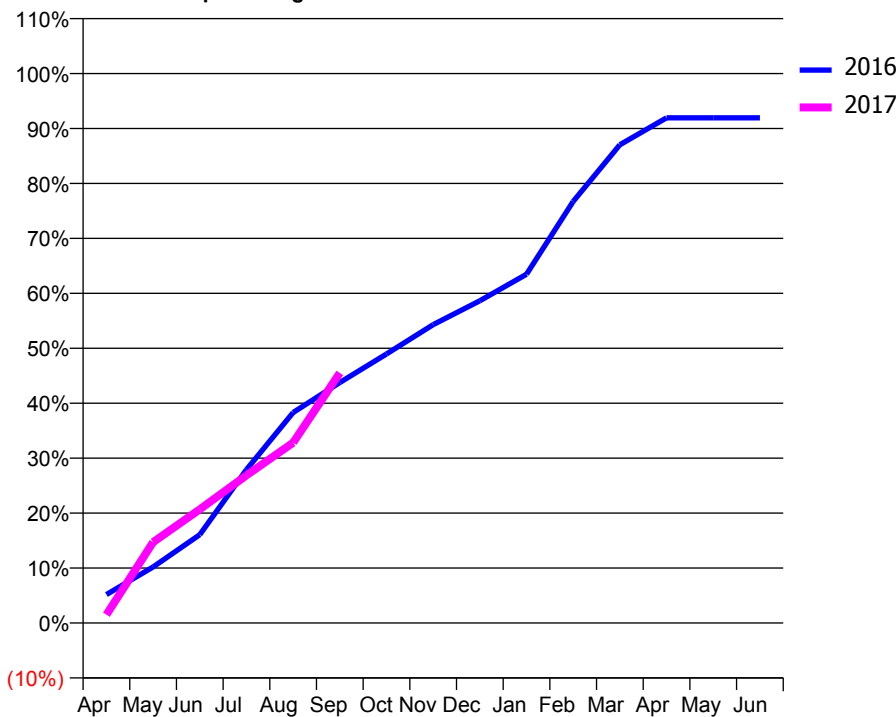
### ACCESS\*

Patients seen in 24 months	Total	Change since previous quarter
Quarter ending September 2015	524	
Quarter ending December 2015	518	↓
Quarter ending March 2016	530	↑
Quarter ending June 2016	527	→
Quarter ending September 2016	527	→
<b>Variance since September 2015</b>	<b>0.6%</b>	<b>→</b>



### ACTIVITY

Cumulative percentage of contracted UDA delivered 2016 & 2017



Month	Adjusted Scheduled Activity (UDA)	
	2016	2017
April	69	20
May	136	196
June	214	275
July	372	358
August	510	437
September	582	606
October	652	
November	723	
December	780	
January	845	
February	1,021	
March	1,158	
April	1,224	
May	1,224	
June	1,224	

### QUALITY

	Quantity	Base Number	Contract	AT	Region	England
% of FP17s for the same patient ID Re-attending within 3 months - Children	41	339	12.1%	10.3%	11.8%	12.4%
% of FP17s for the same patient ID Re-attending within 3 months - Adults	14	94	14.9%	15.1%	16.6%	16.7%
% of FP17s for the same patient ID Re-attending between 3 & 9 months - Children	211	339	62.2%	60.7%	60.2%	57.4%
% of FP17s for the same patient ID Re-attending between 3 & 9 months - Adults	54	94	57.4%	52.7%	52.0%	50.5%
% of FP17s for Band 1 Urgent Courses	29	371	7.8%	9.6%	9.4%	9.1%
% of FP17s Relating to Free Repair or Replacements	0	371	0.0%	0.7%	0.7%	0.8%
% of FP17s Relating to Continuations	0	371	0.0%	1.3%	1.2%	1.3%
% of Patients satisfied with the dentistry they have received	1	1	N/A	91.6%	93.6%	93.2%
% of Patients satisfied with the time they had to wait for an appointment	1	1	N/A	87.7%	89.1%	89.0%

\* This is based on patients treated on this contract for their most recent course of treatment. Figures in italics indicate the base number of FP17s or Patient Questionnaire responses are less than 100. N/A is shown where the base number of responses is less than 10 during the period. % is calculated as Quantity/Base number\*100

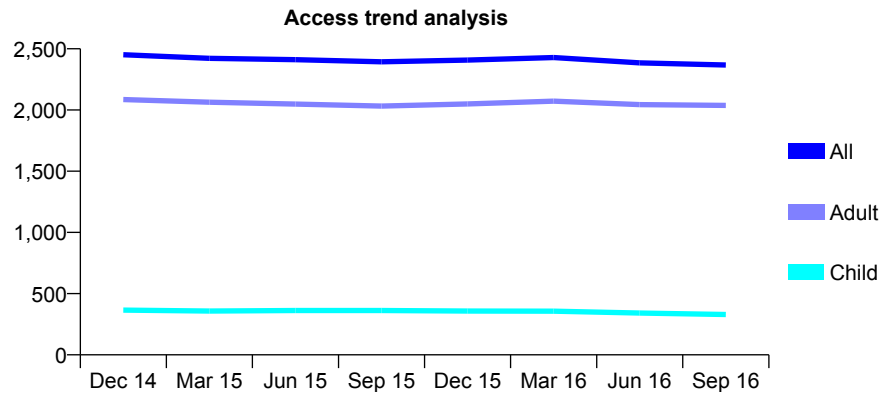
## Q70 - Vital Signs At a Glance Contract Report for 626228/0001 - September 2016

Name or company name	MR AJ PUSAR
Contract type name	GDS Contract
Purpose of contract	General
Contract start date	01/04/2006
Contract end date	

16/17 Contracted general activity (UDA)	7,275
Carry forward general activity (UDA)	3
16/17 Contracted orthodontic activity (UOA)	0
Carry forward orthodontic activity (UOA)	0
Baseline contract value	£171,284.73

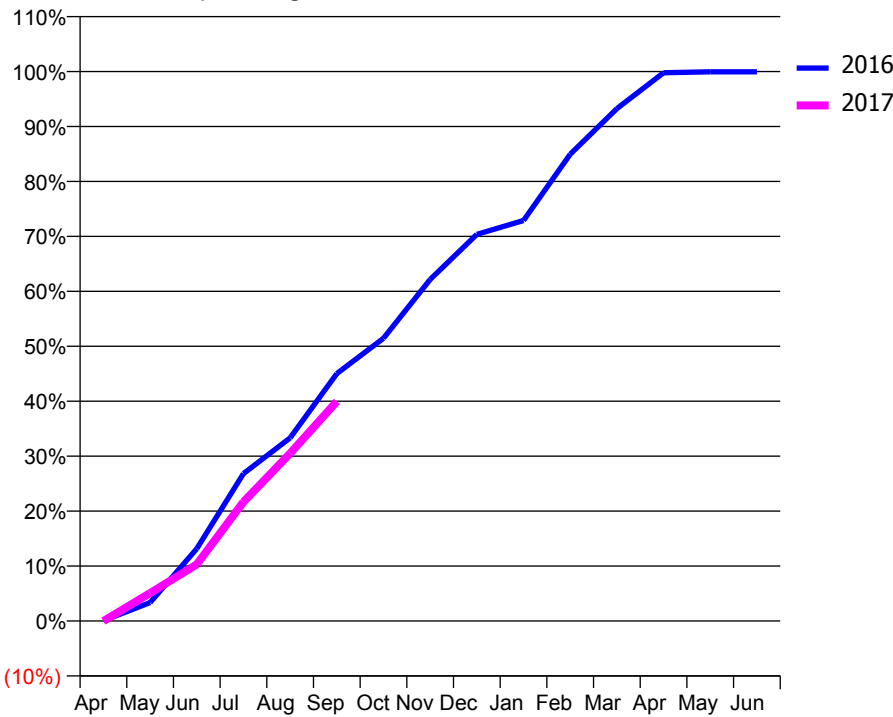
### ACCESS\*

Patients seen in 24 months	Total	Change since previous quarter
Quarter ending September 2015	2,394	
Quarter ending December 2015	2,408	→
Quarter ending March 2016	2,429	→
Quarter ending June 2016	2,385	↓
Quarter ending September 2016	2,368	→
<b>Variance since September 2015</b>	<b>(1.1%)</b>	<b>↓</b>



### ACTIVITY

Cumulative percentage of contracted UDA delivered 2016 & 2017



Month	Adjusted Scheduled Activity (UDA)	
	2016	2017
April	4	-3
May	245	369
June	958	749
July	1,952	1,578
August	2,424	2,220
September	3,275	2,907
October	3,743	
November	4,522	
December	5,119	
January	5,303	
February	6,180	
March	6,783	
April	7,258	
May	7,271	
June	7,271	

### QUALITY

	Quantity	Base Number	Contract	AT	Region	England
% of FP17s for the same patient ID Re-attending within 3 months - Children	3	275	1.1%	10.3%	11.8%	12.4%
% of FP17s for the same patient ID Re-attending within 3 months - Adults	71	1,506	4.7%	15.1%	16.6%	16.7%
% of FP17s for the same patient ID Re-attending between 3 & 9 months - Children	190	275	69.1%	60.7%	60.2%	57.4%
% of FP17s for the same patient ID Re-attending between 3 & 9 months - Adults	1,166	1,506	77.4%	52.7%	52.0%	50.5%
% of FP17s for Band 1 Urgent Courses	0	1,450	0.0%	9.6%	9.4%	9.1%
% of FP17s Relating to Free Repair or Replacements	0	1,450	0.0%	0.7%	0.7%	0.8%
% of FP17s Relating to Continuations	5	1,450	0.3%	1.3%	1.2%	1.3%
% of Patients satisfied with the dentistry they have received	2	2	N/A	91.6%	93.6%	93.2%
% of Patients satisfied with the time they had to wait for an appointment	2	2	N/A	87.7%	89.1%	89.0%

\* This is based on patients treated on this contract for their most recent course of treatment. Figures in italics indicate the base number of FP17s or Patient Questionnaire responses are less than 100. N/A is shown where the base number of responses is less than 10 during the period. % is calculated as Quantity/Base number\*100

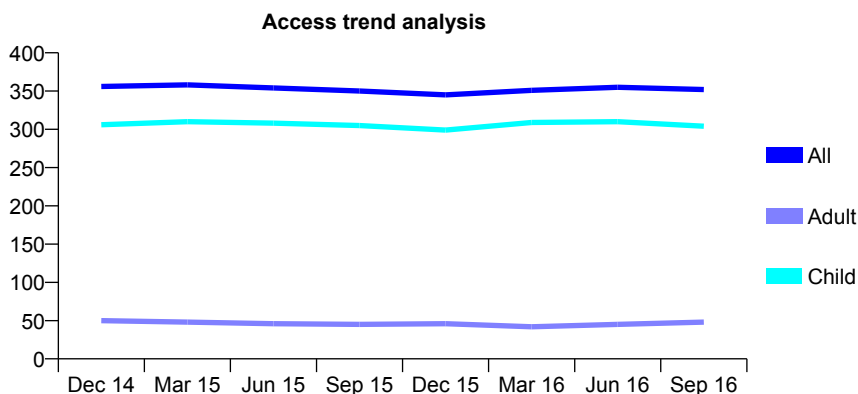
## Q70 - Vital Signs At a Glance Contract Report for 635901/0001 - September 2016

Name or company name	MR GW HOWE
Contract type name	GDS Contract
Purpose of contract	General
Contract start date	01/04/2006
Contract end date	

16/17 Contracted general activity (UDA)	700
Carry forward general activity (UDA)	21
16/17 Contracted orthodontic activity (UOA)	0
Carry forward orthodontic activity (UOA)	0
Baseline contract value	£15,944.62

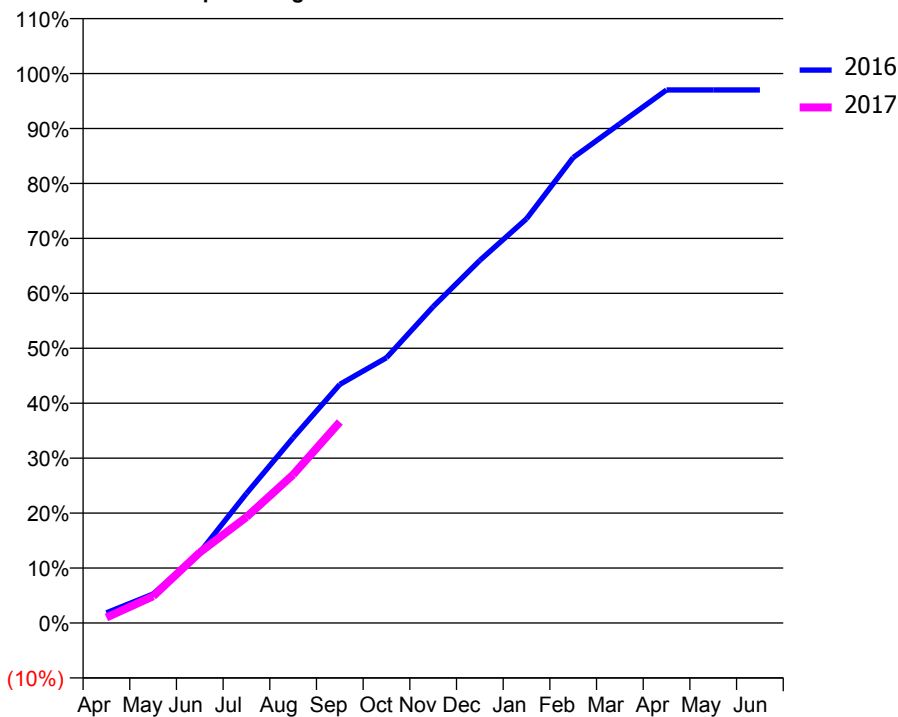
### ACCESS\*

Patients seen in 24 months	Total	Change since previous quarter
Quarter ending September 2015	350	
Quarter ending December 2015	345	↓
Quarter ending March 2016	351	→
Quarter ending June 2016	355	→
Quarter ending September 2016	352	→
<b>Variance since September 2015</b>	<b>0.6%</b>	<b>→</b>



### ACTIVITY

Cumulative percentage of contracted UDA delivered 2016 & 2017



Adjusted Scheduled Activity (UDA)

Month	2016	2017
April	13	7
May	37	34
June	90	90
July	165	135
August	236	189
September	304	256
October	338	
November	403	
December	462	
January	515	
February	593	
March	636	
April	679	
May	679	
June	679	

### QUALITY

	Quantity	Base Number	Contract	AT	Region	England
% of FP17s for the same patient ID Re-attending within 3 months - Children	16	241	6.6%	10.3%	11.8%	12.4%
% of FP17s for the same patient ID Re-attending within 3 months - Adults	0	0	N/A	15.1%	16.6%	16.7%
% of FP17s for the same patient ID Re-attending between 3 & 9 months - Children	155	241	64.3%	60.7%	60.2%	57.4%
% of FP17s for the same patient ID Re-attending between 3 & 9 months - Adults	0	0	N/A	52.7%	52.0%	50.5%
% of FP17s for Band 1 Urgent Courses	0	210	0.0%	9.6%	9.4%	9.1%
% of FP17s Relating to Free Repair or Replacements	0	210	0.0%	0.7%	0.7%	0.8%
% of FP17s Relating to Continuations	0	210	0.0%	1.3%	1.2%	1.3%
% of Patients satisfied with the dentistry they have received	0	0	N/A	91.6%	93.6%	93.2%
% of Patients satisfied with the time they had to wait for an appointment	0	0	N/A	87.7%	89.1%	89.0%

\* This is based on patients treated on this contract for their most recent course of treatment. Figures in italics indicate the base number of FP17s or Patient Questionnaire responses are less than 100. N/A is shown where the base number of responses is less than 10 during the period. % is calculated as Quantity/Base number\*100

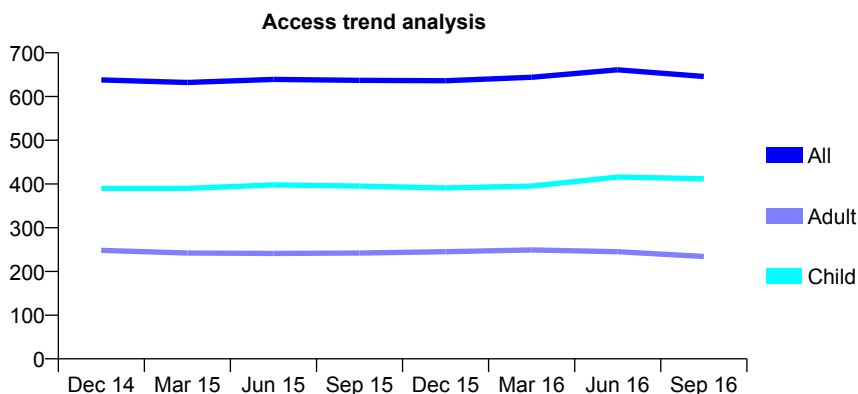
## Q70 - Vital Signs At a Glance Contract Report for 636150/0001 - September 2016

Name or company name	MR JF KAVANAGH
Contract type name	GDS Contract
Purpose of contract	General
Contract start date	01/04/2006
Contract end date	

16/17 Contracted general activity (UDA)	1,160
Carry forward general activity (UDA)	-15
16/17 Contracted orthodontic activity (UOA)	0
Carry forward orthodontic activity (UOA)	0
Baseline contract value	£24,752.24

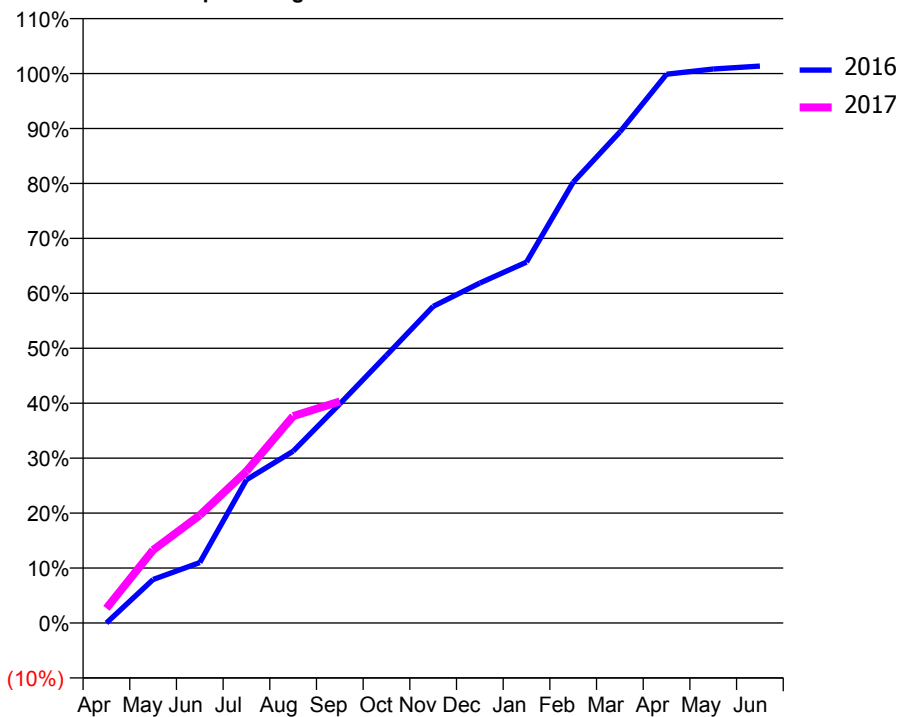
### ACCESS\*

Patients seen in 24 months	Total	Change since previous quarter
Quarter ending September 2015	637	
Quarter ending December 2015	636	→
Quarter ending March 2016	644	→
Quarter ending June 2016	661	↑
Quarter ending September 2016	646	↓
<b>Variance since September 2015</b>	<b>1.4%</b>	<b>→</b>



### ACTIVITY

**Cumulative percentage of contracted UDA delivered 2016 & 2017**



Month	Adjusted Scheduled Activity (UDA)	
	2016	2017
April	0	31
May	92	154
June	128	228
July	303	321
August	363	437
September	463	468
October	565	
November	668	
December	718	
January	762	
February	930	
March	1,037	
April	1,159	
May	1,170	
June	1,176	

### QUALITY

	Quantity	Base Number	Contract	AT	Region	England
% of FP17s for the same patient ID Re-attending within 3 months - Children	31	301	10.3%	10.3%	11.8%	12.4%
% of FP17s for the same patient ID Re-attending within 3 months - Adults	31	136	22.8%	15.1%	16.6%	16.7%
% of FP17s for the same patient ID Re-attending between 3 & 9 months - Children	150	301	49.8%	60.7%	60.2%	57.4%
% of FP17s for the same patient ID Re-attending between 3 & 9 months - Adults	70	136	51.5%	52.7%	52.0%	50.5%
% of FP17s for Band 1 Urgent Courses	4	349	1.1%	9.6%	9.4%	9.1%
% of FP17s Relating to Free Repair or Replacements	0	349	0.0%	0.7%	0.7%	0.8%
% of FP17s Relating to Continuations	0	349	0.0%	1.3%	1.2%	1.3%
% of Patients satisfied with the dentistry they have received	0	0	N/A	91.6%	93.6%	93.2%
% of Patients satisfied with the time they had to wait for an appointment	0	0	N/A	87.7%	89.1%	89.0%

\* This is based on patients treated on this contract for their most recent course of treatment. Figures in italics indicate the base number of FP17s or Patient Questionnaire responses are less than 100. N/A is shown where the base number of responses is less than 10 during the period. % is calculated as Quantity/Base number\*100

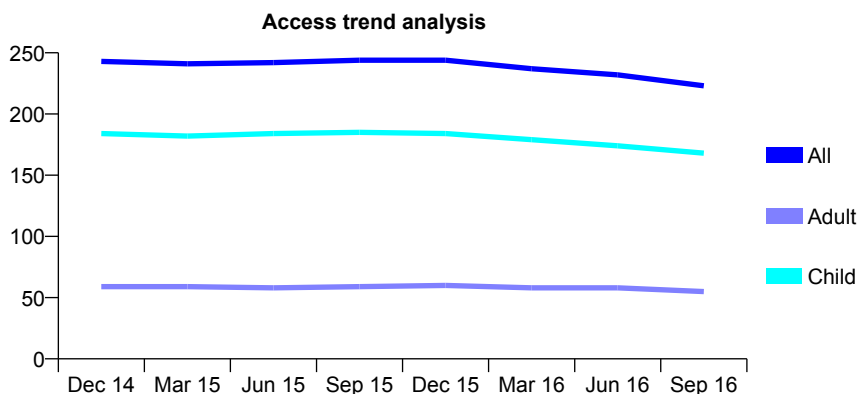
## Q70 - Vital Signs At a Glance Contract Report for 643106/0001 - September 2016

Name or company name	MR AR PRYNNE
Contract type name	GDS Contract
Purpose of contract	General
Contract start date	01/04/2006
Contract end date	

16/17 Contracted general activity (UDA)	450
Carry forward general activity (UDA)	0
16/17 Contracted orthodontic activity (UOA)	0
Carry forward orthodontic activity (UOA)	0
Baseline contract value	£11,341.59

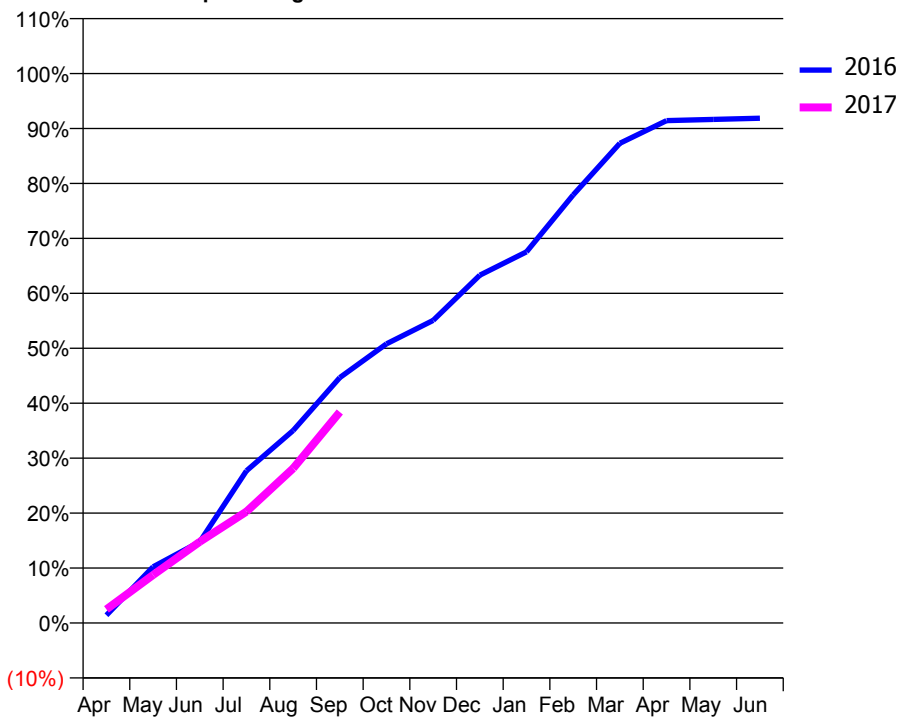
### ACCESS\*

Patients seen in 24 months	Total	Change since previous quarter
Quarter ending September 2015	244	
Quarter ending December 2015	244	→
Quarter ending March 2016	237	↓
Quarter ending June 2016	232	↓
Quarter ending September 2016	223	↓
<b>Variance since September 2015</b>	<b>(8.6%)</b>	<b>↓</b>



### ACTIVITY

Cumulative percentage of contracted UDA delivered 2016 & 2017



Adjusted Scheduled Activity (UDA)

Month	2016	2017
April	6	11
May	46	39
June	67	67
July	125	91
August	158	127
September	201	173
October	229	
November	248	
December	285	
January	304	
February	351	
March	393	
April	411	
May	412	
June	413	

### QUALITY

	Quantity	Base Number	Contract	AT	Region	England
% of FP17s for the same patient ID Re-attending within 3 months - Children	7	142	4.9%	10.3%	11.8%	12.4%
% of FP17s for the same patient ID Re-attending within 3 months - Adults	1	29	3.4%	15.1%	16.6%	16.7%
% of FP17s for the same patient ID Re-attending between 3 & 9 months - Children	99	142	69.7%	60.7%	60.2%	57.4%
% of FP17s for the same patient ID Re-attending between 3 & 9 months - Adults	20	29	69.0%	52.7%	52.0%	50.5%
% of FP17s for Band 1 Urgent Courses	9	149	6.0%	9.6%	9.4%	9.1%
% of FP17s Relating to Free Repair or Replacements	0	149	0.0%	0.7%	0.7%	0.8%
% of FP17s Relating to Continuations	0	149	0.0%	1.3%	1.2%	1.3%
% of Patients satisfied with the dentistry they have received	0	0	N/A	91.6%	93.6%	93.2%
% of Patients satisfied with the time they had to wait for an appointment	0	0	N/A	87.7%	89.1%	89.0%

\* This is based on patients treated on this contract for their most recent course of treatment. Figures in italics indicate the base number of FP17s or Patient Questionnaire responses are less than 100. N/A is shown where the base number of responses is less than 10 during the period. % is calculated as Quantity/Base number\*100

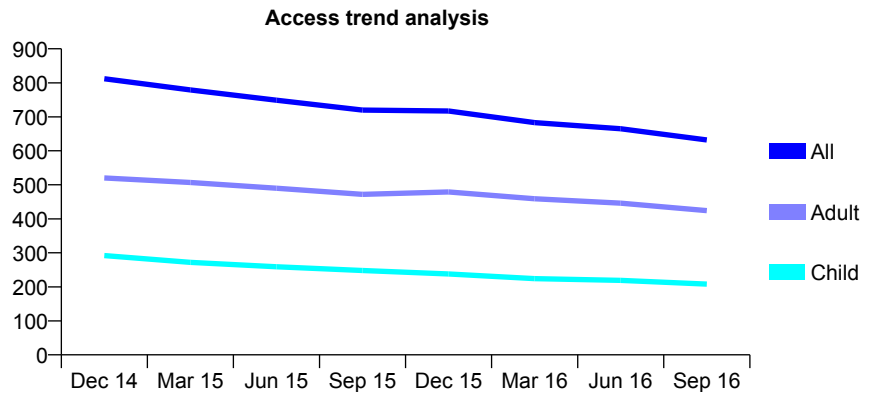
## Q70 - Vital Signs At a Glance Contract Report for 648353/0001 - September 2016

Name or company name	MR MR RICHARDS
Contract type name	GDS Contract
Purpose of contract	General
Contract start date	01/04/2006
Contract end date	

16/17 Contracted general activity (UDA)	3,200
Carry forward general activity (UDA)	0
16/17 Contracted orthodontic activity (UOA)	0
Carry forward orthodontic activity (UOA)	0
Baseline contract value	£78,270.87

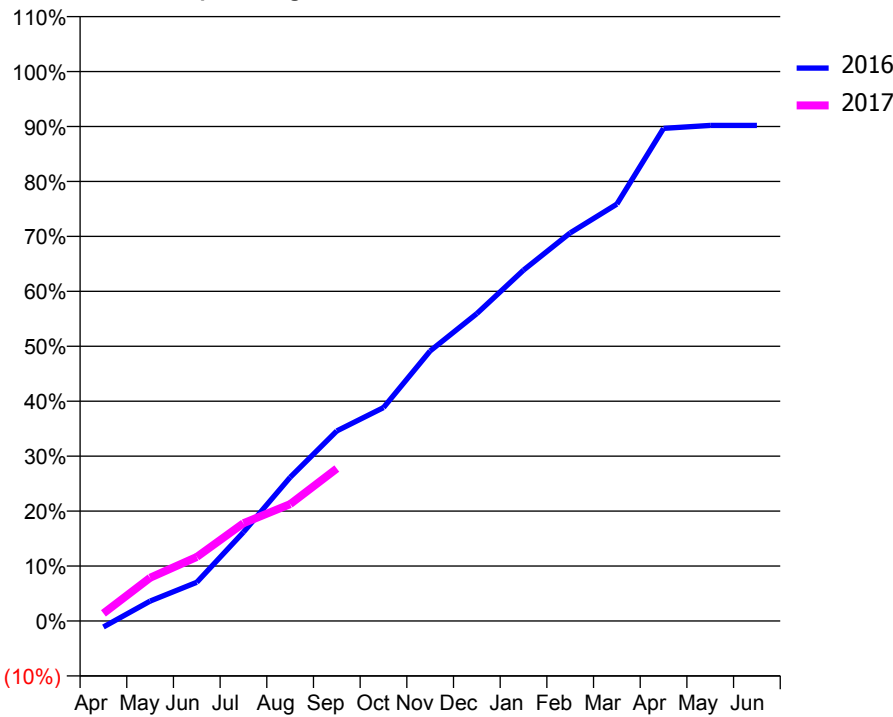
### ACCESS\*

Patients seen in 24 months	Total	Change since previous quarter
Quarter ending September 2015	720	
Quarter ending December 2015	717	→
Quarter ending March 2016	683	↓
Quarter ending June 2016	665	↓
Quarter ending September 2016	632	↓
<b>Variance since September 2015</b>	<b>(12.2%)</b>	<b>↓</b>



### ACTIVITY

Cumulative percentage of contracted UDA delivered 2016 & 2017



Month	Adjusted Scheduled Activity (UDA)	
	2016	2017
April	-35	45
May	116	252
June	225	373
July	518	570
August	836	681
September	1,107	888
October	1,243	
November	1,573	
December	1,790	
January	2,043	
February	2,260	
March	2,428	
April	2,869	
May	2,886	
June	2,886	

### QUALITY

	Quantity	Base Number	Contract	AT	Region	England
% of FP17s for the same patient ID Re-attending within 3 months - Children	5	137	3.6%	10.3%	11.8%	12.4%
% of FP17s for the same patient ID Re-attending within 3 months - Adults	55	234	23.5%	15.1%	16.6%	16.7%
% of FP17s for the same patient ID Re-attending between 3 & 9 months - Children	72	137	52.6%	60.7%	60.2%	57.4%
% of FP17s for the same patient ID Re-attending between 3 & 9 months - Adults	108	234	46.2%	52.7%	52.0%	50.5%
% of FP17s for Band 1 Urgent Courses	4	264	1.5%	9.6%	9.4%	9.1%
% of FP17s Relating to Free Repair or Replacements	0	264	0.0%	0.7%	0.7%	0.8%
% of FP17s Relating to Continuations	0	264	0.0%	1.3%	1.2%	1.3%
% of Patients satisfied with the dentistry they have received	1	1	N/A	91.6%	93.6%	93.2%
% of Patients satisfied with the time they had to wait for an appointment	1	1	N/A	87.7%	89.1%	89.0%

\* This is based on patients treated on this contract for their most recent course of treatment. Figures in italics indicate the base number of FP17s or Patient Questionnaire responses are less than 100. N/A is shown where the base number of responses is less than 10 during the period. % is calculated as Quantity/Base number\*100

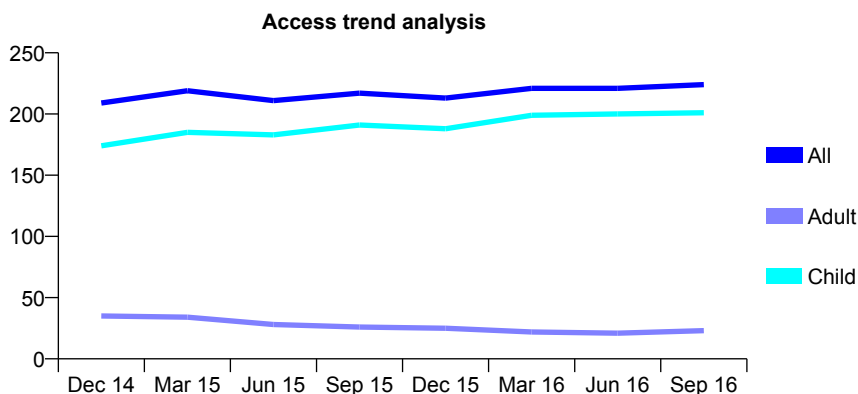
## Q70 - Vital Signs At a Glance Contract Report for 648515/0002 - September 2016

Name or company name	MR GJ QUIGLEY
Contract type name	GDS Contract
Purpose of contract	General
Contract start date	21/04/2008
Contract end date	

16/17 Contracted general activity (UDA)	527
Carry forward general activity (UDA)	4
16/17 Contracted orthodontic activity (UOA)	0
Carry forward orthodontic activity (UOA)	0
Baseline contract value	£12,248.58

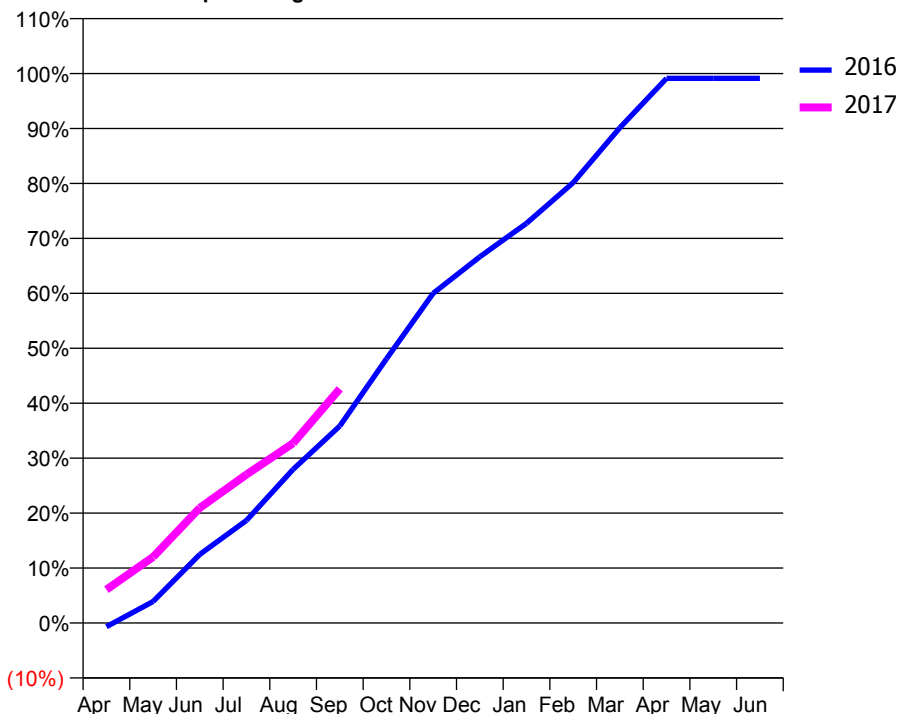
### ACCESS\*

Patients seen in 24 months	Total	Change since previous quarter
Quarter ending September 2015	217	
Quarter ending December 2015	213	↓
Quarter ending March 2016	221	↑
Quarter ending June 2016	221	→
Quarter ending September 2016	224	→
<b>Variance since September 2015</b>	<b>3.2%</b>	<b>↑</b>



### ACTIVITY

Cumulative percentage of contracted UDA delivered 2016 & 2017



Adjusted Scheduled Activity (UDA)

Month	2016	2017
April	-4	32
May	21	63
June	66	110
July	98	142
August	147	172
September	189	225
October	253	
November	316	
December	351	
January	383	
February	422	
March	475	
April	522	
May	522	
June	522	

### QUALITY

	Quantity	Base Number	Contract	AT	Region	England
% of FP17s for the same patient ID Re-attending within 3 months - Children	15	187	8.0%	10.3%	11.8%	12.4%
% of FP17s for the same patient ID Re-attending within 3 months - Adults	0	0	N/A	15.1%	16.6%	16.7%
% of FP17s for the same patient ID Re-attending between 3 & 9 months - Children	126	187	67.4%	60.7%	60.2%	57.4%
% of FP17s for the same patient ID Re-attending between 3 & 9 months - Adults	0	0	N/A	52.7%	52.0%	50.5%
% of FP17s for Band 1 Urgent Courses	3	156	1.9%	9.6%	9.4%	9.1%
% of FP17s Relating to Free Repair or Replacements	0	156	0.0%	0.7%	0.7%	0.8%
% of FP17s Relating to Continuations	0	156	0.0%	1.3%	1.2%	1.3%
% of Patients satisfied with the dentistry they have received	0	0	N/A	91.6%	93.6%	93.2%
% of Patients satisfied with the time they had to wait for an appointment	0	0	N/A	87.7%	89.1%	89.0%

\* This is based on patients treated on this contract for their most recent course of treatment. Figures in italics indicate the base number of FP17s or Patient Questionnaire responses are less than 100. N/A is shown where the base number of responses is less than 10 during the period. % is calculated as Quantity/Base number\*100



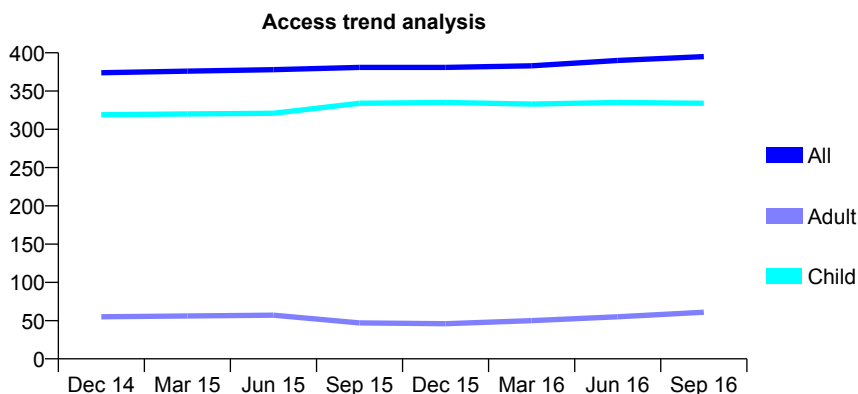
## Q70 - Vital Signs At a Glance Contract Report for 649619/0001 - September 2016

Name or company name	MR ND GREENWAY
Contract type name	GDS Contract
Purpose of contract	General
Contract start date	01/04/2006
Contract end date	

16/17 Contracted general activity (UDA)	662
Carry forward general activity (UDA)	0
16/17 Contracted orthodontic activity (UOA)	0
Carry forward orthodontic activity (UOA)	0
Baseline contract value	£16,534.30

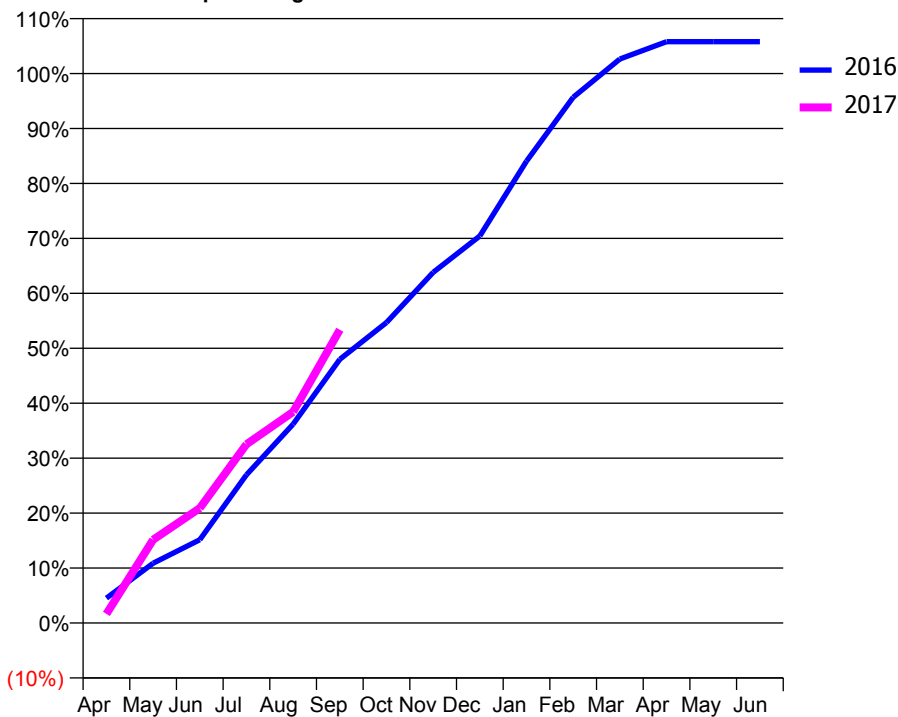
### ACCESS\*

Patients seen in 24 months	Total	Change since previous quarter
Quarter ending September 2015	381	
Quarter ending December 2015	381	→
Quarter ending March 2016	383	→
Quarter ending June 2016	390	→
Quarter ending September 2016	395	→
<b>Variance since September 2015</b>	<b>3.7%</b>	<b>↑</b>



### ACTIVITY

Cumulative percentage of contracted UDA delivered 2016 & 2017



Month	Adjusted Scheduled Activity (UDA)	
	2016	2017
April	30	11
May	72	100
June	100	138
July	179	215
August	240	254
September	318	353
October	362	
November	422	
December	466	
January	556	
February	633	
March	679	
April	700	
May	700	
June	700	

### QUALITY

	Quantity	Base Number	Contract	AT	Region	England
% of FP17s for the same patient ID Re-attending within 3 months - Children	10	250	4.0%	10.3%	11.8%	12.4%
% of FP17s for the same patient ID Re-attending within 3 months - Adults	6	21	28.6%	15.1%	16.6%	16.7%
% of FP17s for the same patient ID Re-attending between 3 & 9 months - Children	153	250	61.2%	60.7%	60.2%	57.4%
% of FP17s for the same patient ID Re-attending between 3 & 9 months - Adults	7	21	33.3%	52.7%	52.0%	50.5%
% of FP17s for Band 1 Urgent Courses	2	258	0.8%	9.6%	9.4%	9.1%
% of FP17s Relating to Free Repair or Replacements	0	258	0.0%	0.7%	0.7%	0.8%
% of FP17s Relating to Continuations	0	258	0.0%	1.3%	1.2%	1.3%
% of Patients satisfied with the dentistry they have received	1	1	N/A	91.6%	93.6%	93.2%
% of Patients satisfied with the time they had to wait for an appointment	1	1	N/A	87.7%	89.1%	89.0%

\* This is based on patients treated on this contract for their most recent course of treatment. Figures in italics indicate the base number of FP17s or Patient Questionnaire responses are less than 100. N/A is shown where the base number of responses is less than 10 during the period. % is calculated as Quantity/Base number\*100

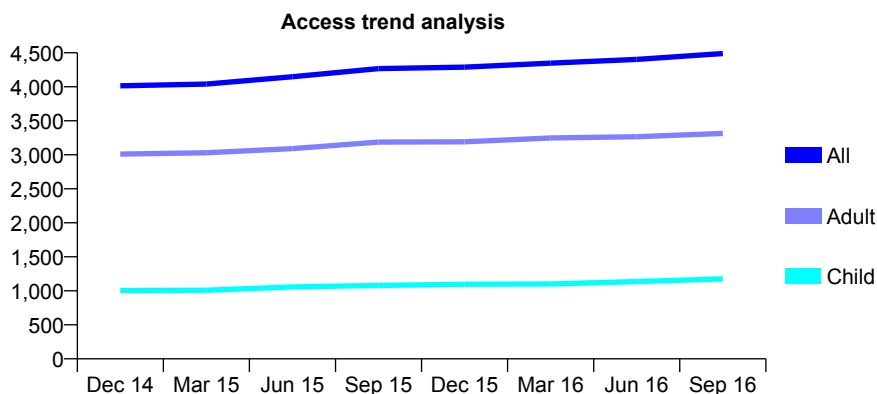
## Q70 - Vital Signs At a Glance Contract Report for 650552/0001 - September 2016

Name or company name	MR NB SQUIRRELL
Contract type name	GDS Contract
Purpose of contract	General
Contract start date	01/04/2006
Contract end date	

16/17 Contracted general activity (UDA)	11,069
Carry forward general activity (UDA)	100
16/17 Contracted orthodontic activity (UOA)	0
Carry forward orthodontic activity (UOA)	0
Baseline contract value	£291,480.20

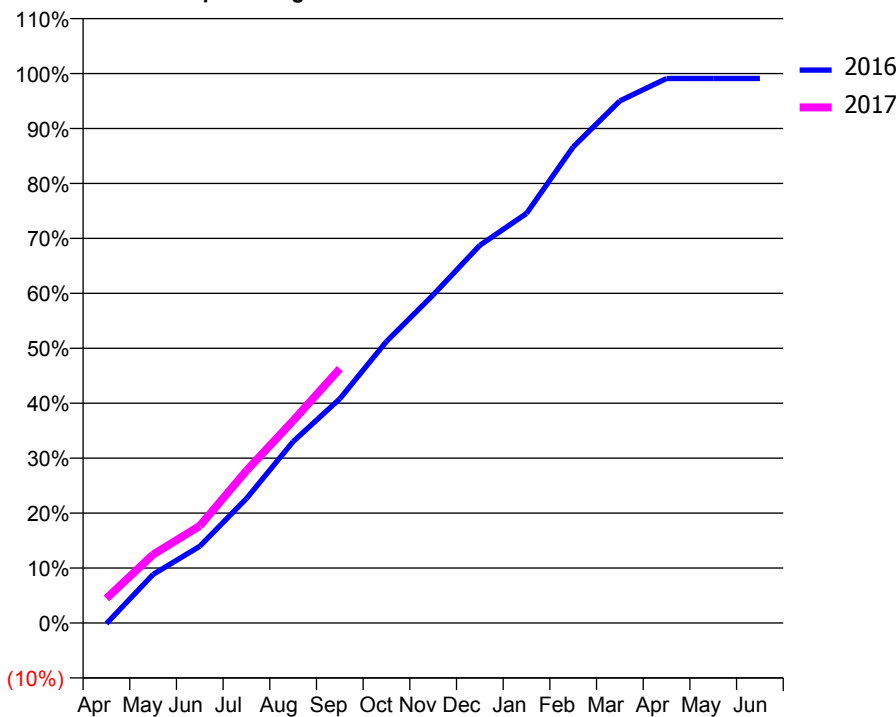
### ACCESS\*

Patients seen in 24 months	Total	Change since previous quarter
Quarter ending September 2015	4,267	
Quarter ending December 2015	4,290	→
Quarter ending March 2016	4,349	→
Quarter ending June 2016	4,402	→
Quarter ending September 2016	4,489	→
<b>Variance since September 2015</b>	<b>5.2%</b>	<b>↑</b>



### ACTIVITY

Cumulative percentage of contracted UDA delivered 2016 & 2017



Month	Adjusted Scheduled Activity (UDA)	
	2016	2017
April	-14	496
May	980	1,380
June	1,547	1,958
July	2,509	3,069
August	3,655	4,076
September	4,517	5,124
October	5,670	
November	6,610	
December	7,608	
January	8,249	
February	9,592	
March	10,518	
April	10,969	
May	10,969	
June	10,969	

### QUALITY

	Quantity	Base Number	Contract	AT	Region	England
% of FP17s for the same patient ID Re-attending within 3 months - Children	48	788	6.1%	10.3%	11.8%	12.4%
% of FP17s for the same patient ID Re-attending within 3 months - Adults	445	2,332	19.1%	15.1%	16.6%	16.7%
% of FP17s for the same patient ID Re-attending between 3 & 9 months - Children	432	788	54.8%	60.7%	60.2%	57.4%
% of FP17s for the same patient ID Re-attending between 3 & 9 months - Adults	1,055	2,332	45.2%	52.7%	52.0%	50.5%
% of FP17s for Band 1 Urgent Courses	273	2,880	9.5%	9.6%	9.4%	9.1%
% of FP17s Relating to Free Repair or Replacements	25	2,880	0.9%	0.7%	0.7%	0.8%
% of FP17s Relating to Continuations	96	2,880	3.3%	1.3%	1.2%	1.3%
% of Patients satisfied with the dentistry they have received	2	4	N/A	91.6%	93.6%	93.2%
% of Patients satisfied with the time they had to wait for an appointment	3	4	N/A	87.7%	89.1%	89.0%

\* This is based on patients treated on this contract for their most recent course of treatment. Figures in italics indicate the base number of FP17s or Patient Questionnaire responses are less than 100. N/A is shown where the base number of responses is less than 10 during the period. % is calculated as Quantity/Base number\*100

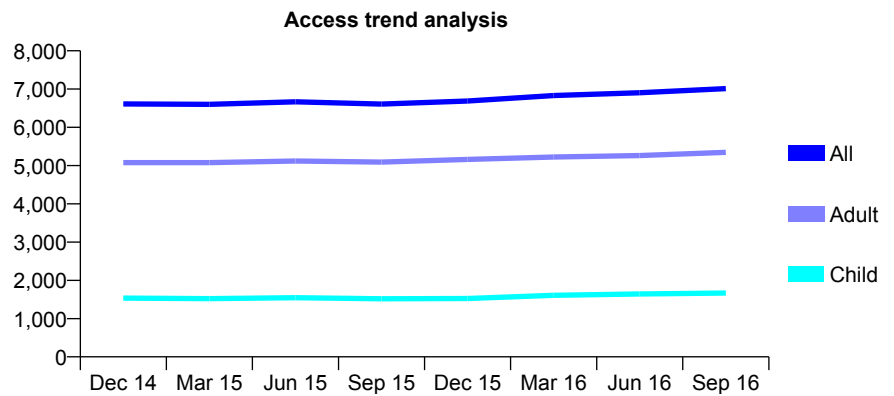
## Q70 - Vital Signs At a Glance Contract Report for 651206/0001 - September 2016

Name or company name	MRS HC CADDICK
Contract type name	GDS Contract
Purpose of contract	General
Contract start date	01/04/2006
Contract end date	

16/17 Contracted general activity (UDA)	23,601
Carry forward general activity (UDA)	0
16/17 Contracted orthodontic activity (UOA)	0
Carry forward orthodontic activity (UOA)	0
Baseline contract value	£656,127.85

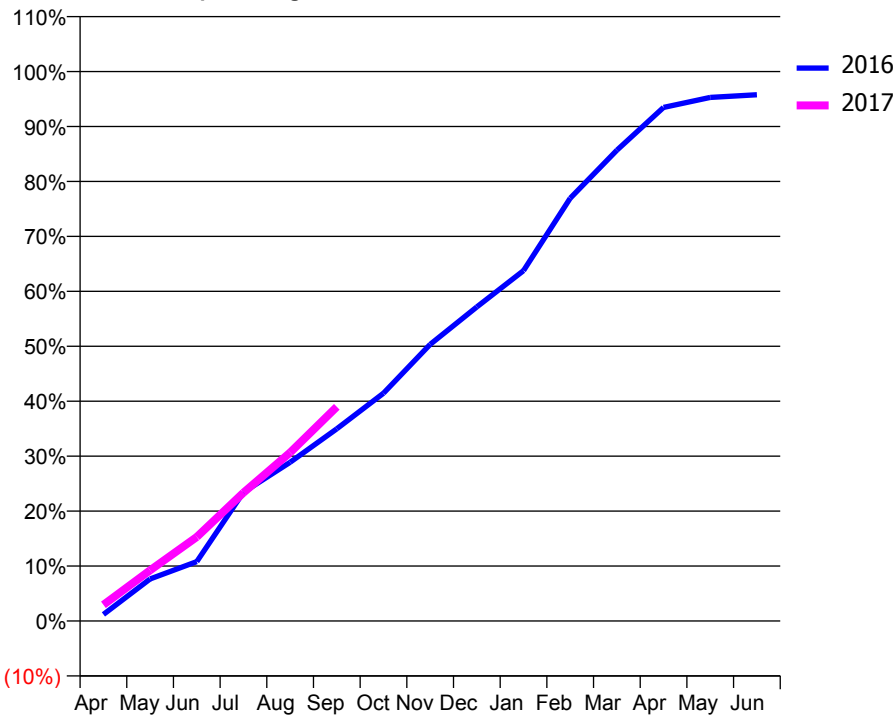
### ACCESS\*

Patients seen in 24 months	Total	Change since previous quarter
Quarter ending September 2015	6,608	
Quarter ending December 2015	6,688	→
Quarter ending March 2016	6,830	↑
Quarter ending June 2016	6,903	→
Quarter ending September 2016	7,012	→
<b>Variance since September 2015</b>	<b>6.1%</b>	<b>↑</b>



### ACTIVITY

Cumulative percentage of contracted UDA delivered 2016 & 2017



Month	Adjusted Scheduled Activity (UDA)	
	2016	2017
April	285	693
May	1,809	2,178
June	2,553	3,611
July	5,531	5,513
August	6,818	7,238
September	8,256	9,200
October	9,785	
November	11,881	
December	13,490	
January	15,050	
February	18,160	
March	20,219	
April	22,060	
May	22,486	
June	22,601	

### QUALITY

	Quantity	Base Number	Contract	AT	Region	England
% of FP17s for the same patient ID Re-attending within 3 months - Children	119	1,428	8.3%	10.3%	11.8%	12.4%
% of FP17s for the same patient ID Re-attending within 3 months - Adults	644	3,908	16.5%	15.1%	16.6%	16.7%
% of FP17s for the same patient ID Re-attending between 3 & 9 months - Children	920	1,428	64.4%	60.7%	60.2%	57.4%
% of FP17s for the same patient ID Re-attending between 3 & 9 months - Adults	2,127	3,908	54.4%	52.7%	52.0%	50.5%
% of FP17s for Band 1 Urgent Courses	484	4,125	11.7%	9.6%	9.4%	9.1%
% of FP17s Relating to Free Repair or Replacements	34	4,125	0.8%	0.7%	0.7%	0.8%
% of FP17s Relating to Continuations	38	4,125	0.9%	1.3%	1.2%	1.3%
% of Patients satisfied with the dentistry they have received	9	9	N/A	91.6%	93.6%	93.2%
% of Patients satisfied with the time they had to wait for an appointment	9	9	N/A	87.7%	89.1%	89.0%

\* This is based on patients treated on this contract for their most recent course of treatment. Figures in italics indicate the base number of FP17s or Patient Questionnaire responses are less than 100. N/A is shown where the base number of responses is less than 10 during the period. % is calculated as Quantity/Base number\*100

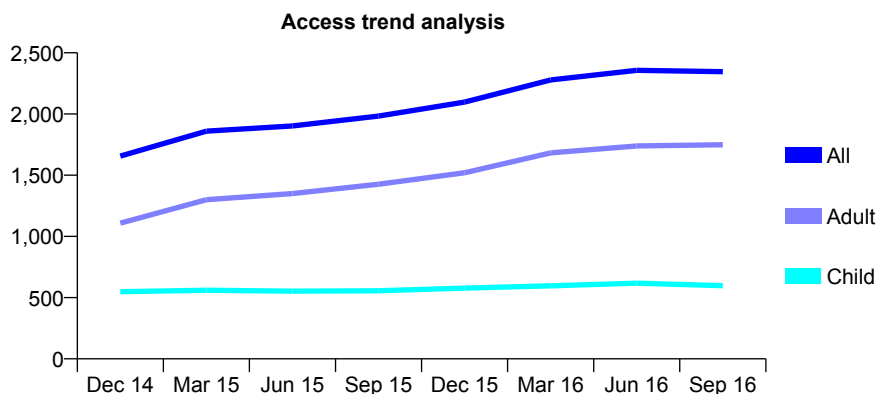
## Q70 - Vital Signs At a Glance Contract Report for 657662/0001 - September 2016

Name or company name	MR AJ SHEEHAN
Contract type name	GDS Contract
Purpose of contract	General
Contract start date	01/04/2006
Contract end date	

16/17 Contracted general activity (UDA)	3,610
Carry forward general activity (UDA)	0
16/17 Contracted orthodontic activity (UOA)	0
Carry forward orthodontic activity (UOA)	0
Baseline contract value	£84,327.32

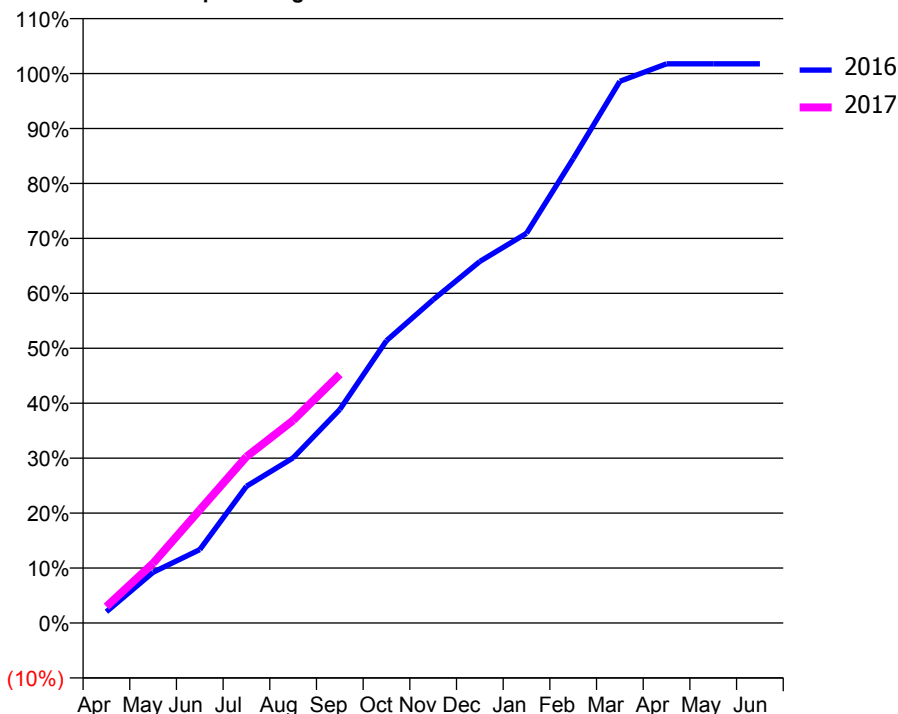
### ACCESS\*

Patients seen in 24 months	Total	Change since previous quarter
Quarter ending September 2015	1,983	
Quarter ending December 2015	2,098	↑
Quarter ending March 2016	2,278	↑
Quarter ending June 2016	2,357	↑
Quarter ending September 2016	2,346	→
<b>Variance since September 2015</b>	<b>18.3%</b>	<b>↑</b>



### ACTIVITY

Cumulative percentage of contracted UDA delivered 2016 & 2017



Month	Adjusted Scheduled Activity (UDA)	
	2016	2017
April	74	109
May	333	393
June	482	744
July	898	1,093
August	1,085	1,331
September	1,403	1,633
October	1,855	
November	2,124	
December	2,375	
January	2,561	
February	3,050	
March	3,559	
April	3,673	
May	3,673	
June	3,673	

### QUALITY

	Quantity	Base Number	Contract	AT	Region	England
% of FP17s for the same patient ID Re-attending within 3 months - Children	20	459	4.4%	10.3%	11.8%	12.4%
% of FP17s for the same patient ID Re-attending within 3 months - Adults	117	1,142	10.2%	15.1%	16.6%	16.7%
% of FP17s for the same patient ID Re-attending between 3 & 9 months - Children	287	459	62.5%	60.7%	60.2%	57.4%
% of FP17s for the same patient ID Re-attending between 3 & 9 months - Adults	715	1,142	62.6%	52.7%	52.0%	50.5%
% of FP17s for Band 1 Urgent Courses	47	986	4.8%	9.6%	9.4%	9.1%
% of FP17s Relating to Free Repair or Replacements	0	986	0.0%	0.7%	0.7%	0.8%
% of FP17s Relating to Continuations	9	986	0.9%	1.3%	1.2%	1.3%
% of Patients satisfied with the dentistry they have received	3	3	N/A	91.6%	93.6%	93.2%
% of Patients satisfied with the time they had to wait for an appointment	2	3	N/A	87.7%	89.1%	89.0%

\* This is based on patients treated on this contract for their most recent course of treatment. Figures in italics indicate the base number of FP17s or Patient Questionnaire responses are less than 100. N/A is shown where the base number of responses is less than 10 during the period. % is calculated as Quantity/Base number\*100

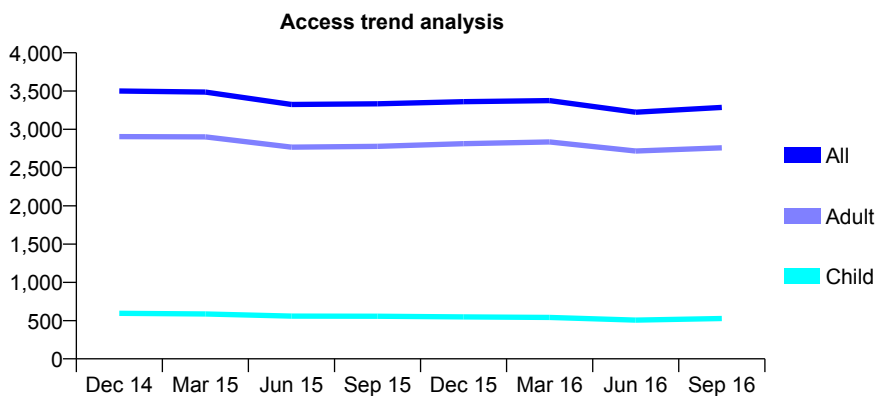
## Q70 - Vital Signs At a Glance Contract Report for 659657/0001 - September 2016

Name or company name	MR TM FRADGLEY
Contract type name	GDS Contract
Purpose of contract	General
Contract start date	01/04/2006
Contract end date	

16/17 Contracted general activity (UDA)	11,037
Carry forward general activity (UDA)	47
16/17 Contracted orthodontic activity (UOA)	0
Carry forward orthodontic activity (UOA)	0
Baseline contract value	£251,357.93

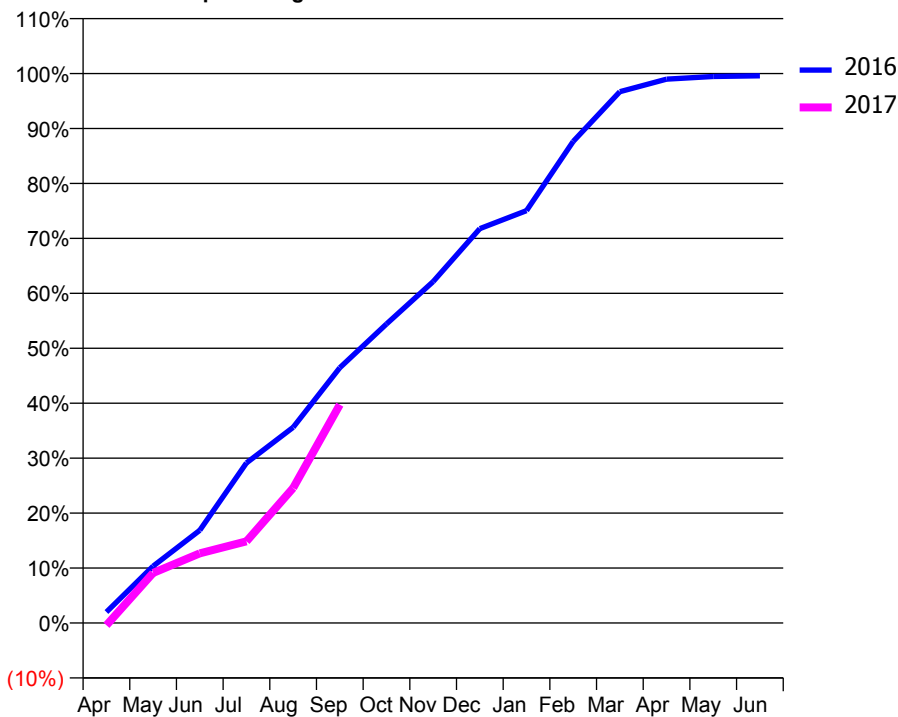
### ACCESS\*

Patients seen in 24 months	Total	Change since previous quarter
Quarter ending September 2015	3,333	
Quarter ending December 2015	3,361	→
Quarter ending March 2016	3,376	→
Quarter ending June 2016	3,223	↓
Quarter ending September 2016	3,286	→
<b>Variance since September 2015</b>	<b>(1.4%)</b>	<b>↓</b>



### ACTIVITY

Cumulative percentage of contracted UDA delivered 2016 & 2017



Adjusted Scheduled Activity (UDA)

Month	2016	2017
April	220	-47
May	1,142	1,006
June	1,864	1,398
July	3,216	1,639
August	3,930	2,711
September	5,129	4,386
October	6,006	
November	6,858	
December	7,920	
January	8,283	
February	9,674	
March	10,672	
April	10,924	
May	10,978	
June	10,990	

### QUALITY

	Quantity	Base Number	Contract	AT	Region	England
% of FP17s for the same patient ID Re-attending within 3 months - Children	6	264	2.3%	10.3%	11.8%	12.4%
% of FP17s for the same patient ID Re-attending within 3 months - Adults	66	1,345	4.9%	15.1%	16.6%	16.7%
% of FP17s for the same patient ID Re-attending between 3 & 9 months - Children	42	264	15.9%	60.7%	60.2%	57.4%
% of FP17s for the same patient ID Re-attending between 3 & 9 months - Adults	334	1,345	24.8%	52.7%	52.0%	50.5%
% of FP17s for Band 1 Urgent Courses	71	1,512	4.7%	9.6%	9.4%	9.1%
% of FP17s Relating to Free Repair or Replacements	6	1,512	0.4%	0.7%	0.7%	0.8%
% of FP17s Relating to Continuations	0	1,512	0.0%	1.3%	1.2%	1.3%
% of Patients satisfied with the dentistry they have received	8	8	N/A	91.6%	93.6%	93.2%
% of Patients satisfied with the time they had to wait for an appointment	8	8	N/A	87.7%	89.1%	89.0%

\* This is based on patients treated on this contract for their most recent course of treatment. Figures in italics indicate the base number of FP17s or Patient Questionnaire responses are less than 100. N/A is shown where the base number of responses is less than 10 during the period. % is calculated as Quantity/Base number\*100

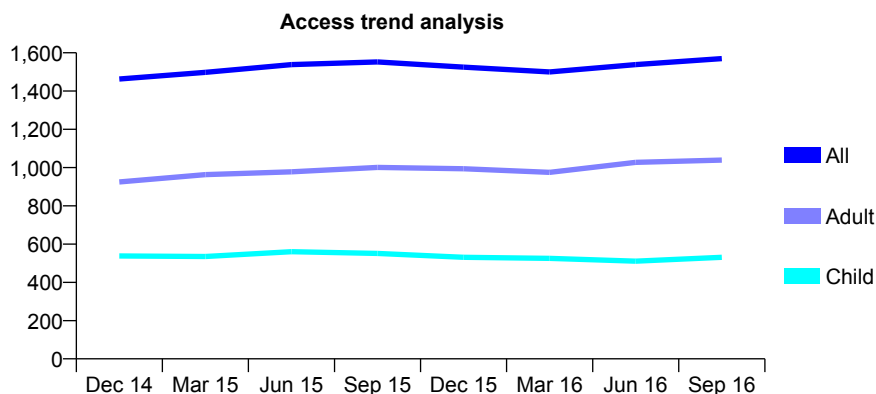
## Q70 - Vital Signs At a Glance Contract Report for 674788/0001 - September 2016

Name or company name	MR AA KAMKAR-JAGHOURI
Contract type name	GDS Contract
Purpose of contract	General
Contract start date	01/04/2006
Contract end date	

16/17 Contracted general activity (UDA)	3,828
Carry forward general activity (UDA)	82
16/17 Contracted orthodontic activity (UOA)	0
Carry forward orthodontic activity (UOA)	0
Baseline contract value	£99,877.45

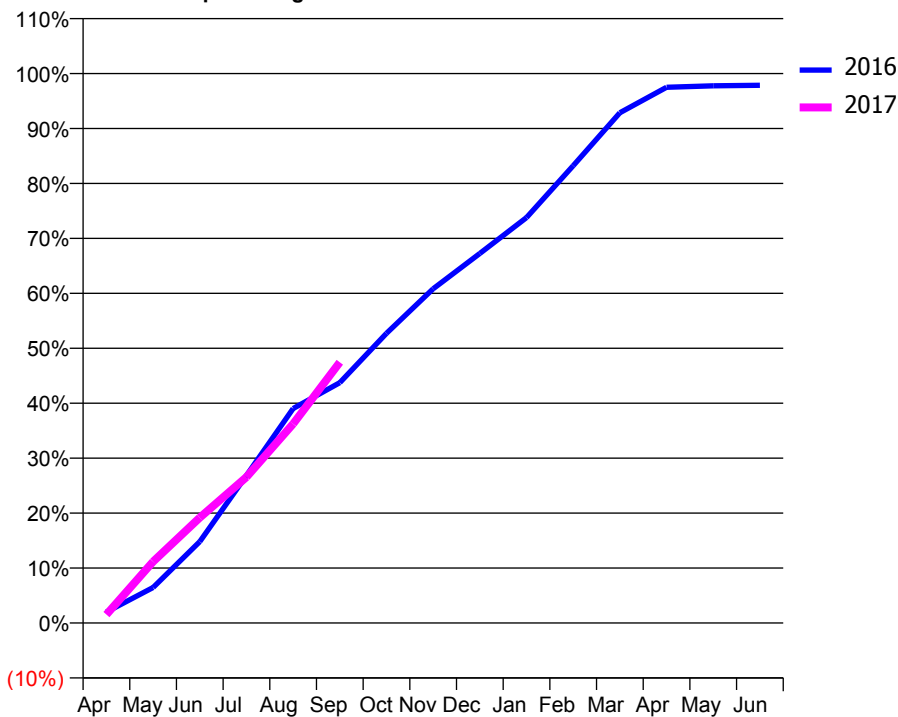
### ACCESS\*

Patients seen in 24 months	Total	Change since previous quarter
Quarter ending September 2015	1,552	
Quarter ending December 2015	1,525	↓
Quarter ending March 2016	1,500	↓
Quarter ending June 2016	1,538	↑
Quarter ending September 2016	1,570	↑
<b>Variance since September 2015</b>	1.2%	→



### ACTIVITY

Cumulative percentage of contracted UDA delivered 2016 & 2017



Adjusted Scheduled Activity (UDA)

Month	2016	2017
April	76	59
May	247	428
June	567	735
July	1,028	1,017
August	1,494	1,388
September	1,674	1,817
October	2,018	
November	2,328	
December	2,574	
January	2,824	
February	3,186	
March	3,555	
April	3,732	
May	3,743	
June	3,746	

### QUALITY

	Quantity	Base Number	Contract	AT	Region	England
% of FP17s for the same patient ID Re-attending within 3 months - Children	13	428	3.0%	10.3%	11.8%	12.4%
% of FP17s for the same patient ID Re-attending within 3 months - Adults	48	788	6.1%	15.1%	16.6%	16.7%
% of FP17s for the same patient ID Re-attending between 3 & 9 months - Children	160	428	37.4%	60.7%	60.2%	57.4%
% of FP17s for the same patient ID Re-attending between 3 & 9 months - Adults	181	788	23.0%	52.7%	52.0%	50.5%
% of FP17s for Band 1 Urgent Courses	64	1,113	5.8%	9.6%	9.4%	9.1%
% of FP17s Relating to Free Repair or Replacements	3	1,113	0.3%	0.7%	0.7%	0.8%
% of FP17s Relating to Continuations	8	1,113	0.7%	1.3%	1.2%	1.3%
% of Patients satisfied with the dentistry they have received	3	3	N/A	91.6%	93.6%	93.2%
% of Patients satisfied with the time they had to wait for an appointment	3	3	N/A	87.7%	89.1%	89.0%

\* This is based on patients treated on this contract for their most recent course of treatment. Figures in italics indicate the base number of FP17s or Patient Questionnaire responses are less than 100. N/A is shown where the base number of responses is less than 10 during the period. % is calculated as Quantity/Base number\*100

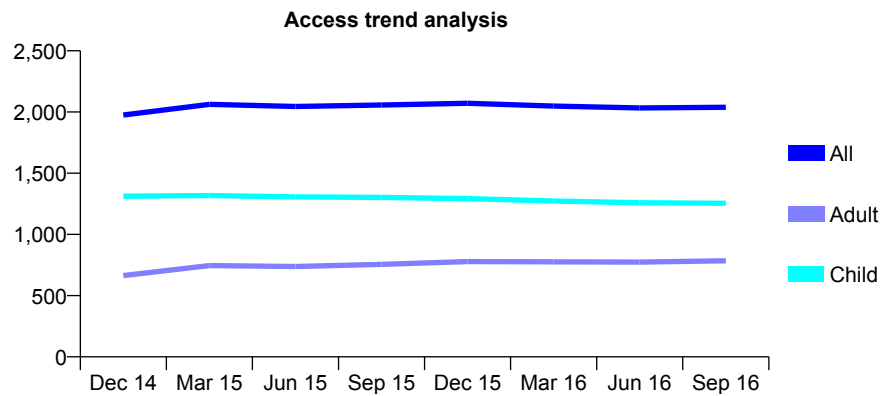
## Q70 - Vital Signs At a Glance Contract Report for 675911/0001 - September 2016

Name or company name	MR NP SHERWIN
Contract type name	GDS Contract
Purpose of contract	General
Contract start date	01/04/2006
Contract end date	

16/17 Contracted general activity (UDA)	5,400
Carry forward general activity (UDA)	0
16/17 Contracted orthodontic activity (UOA)	0
Carry forward orthodontic activity (UOA)	0
Baseline contract value	£136,330.68

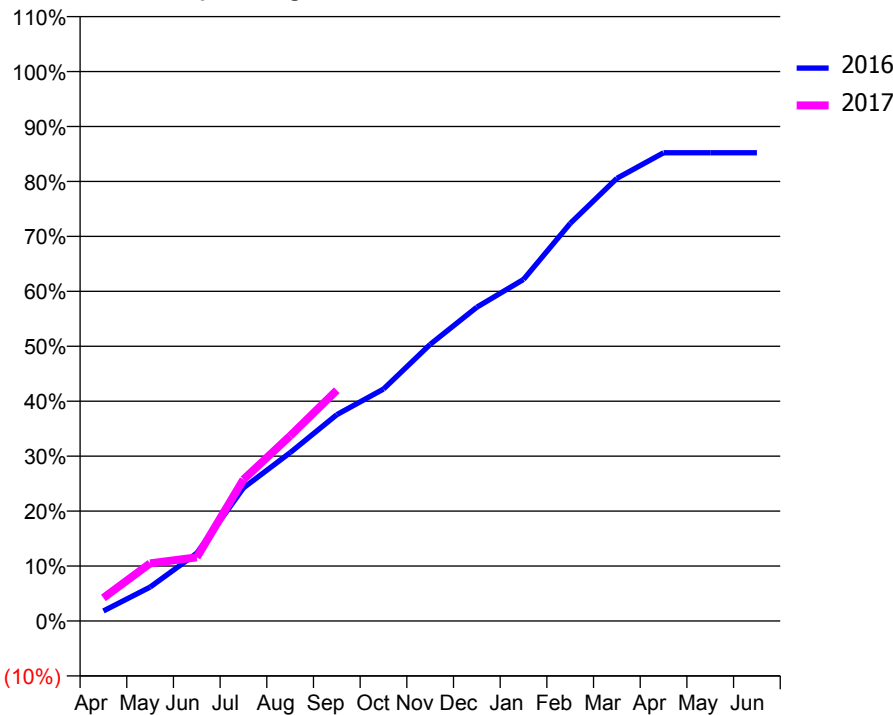
### ACCESS\*

Patients seen in 24 months	Total	Change since previous quarter
Quarter ending September 2015	2,057	
Quarter ending December 2015	2,071	→
Quarter ending March 2016	2,049	↓
Quarter ending June 2016	2,033	→
Quarter ending September 2016	2,039	→
<b>Variance since September 2015</b>	<b>(0.9%)</b>	<b>→</b>



### ACTIVITY

Cumulative percentage of contracted UDA delivered 2016 & 2017



Month	Adjusted Scheduled Activity (UDA)	
	2016	2017
April	99	228
May	334	566
June	666	626
July	1,309	1,391
August	1,655	1,820
September	2,028	2,267
October	2,280	
November	2,719	
December	3,084	
January	3,356	
February	3,907	
March	4,350	
April	4,601	
May	4,601	
June	4,601	

### QUALITY

	Quantity	Base Number	Contract	AT	Region	England
% of FP17s for the same patient ID Re-attending within 3 months - Children	85	1,141	7.4%	10.3%	11.8%	12.4%
% of FP17s for the same patient ID Re-attending within 3 months - Adults	62	534	11.6%	15.1%	16.6%	16.7%
% of FP17s for the same patient ID Re-attending between 3 & 9 months - Children	811	1,141	71.1%	60.7%	60.2%	57.4%
% of FP17s for the same patient ID Re-attending between 3 & 9 months - Adults	371	534	69.5%	52.7%	52.0%	50.5%
% of FP17s for Band 1 Urgent Courses	77	1,493	5.2%	9.6%	9.4%	9.1%
% of FP17s Relating to Free Repair or Replacements	2	1,493	0.1%	0.7%	0.7%	0.8%
% of FP17s Relating to Continuations	0	1,493	0.0%	1.3%	1.2%	1.3%
% of Patients satisfied with the dentistry they have received	0	0	N/A	91.6%	93.6%	93.2%
% of Patients satisfied with the time they had to wait for an appointment	0	0	N/A	87.7%	89.1%	89.0%

\* This is based on patients treated on this contract for their most recent course of treatment. Figures in italics indicate the base number of FP17s or Patient Questionnaire responses are less than 100. N/A is shown where the base number of responses is less than 10 during the period. % is calculated as Quantity/Base number\*100



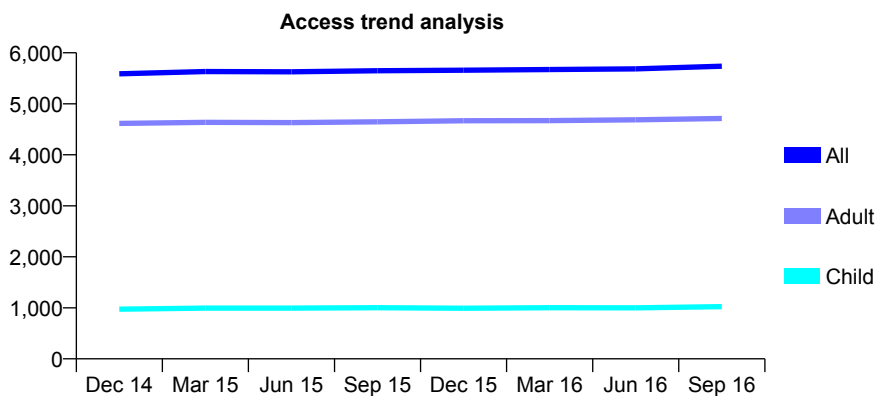
## Q70 - Vital Signs At a Glance Contract Report for 677140/0001 - September 2016

Name or company name	MR RG CARNALL
Contract type name	GDS Contract
Purpose of contract	General
Contract start date	01/04/2006
Contract end date	

16/17 Contracted general activity (UDA)	17,500
Carry forward general activity (UDA)	640
16/17 Contracted orthodontic activity (UOA)	0
Carry forward orthodontic activity (UOA)	0
Baseline contract value	£377,373.62

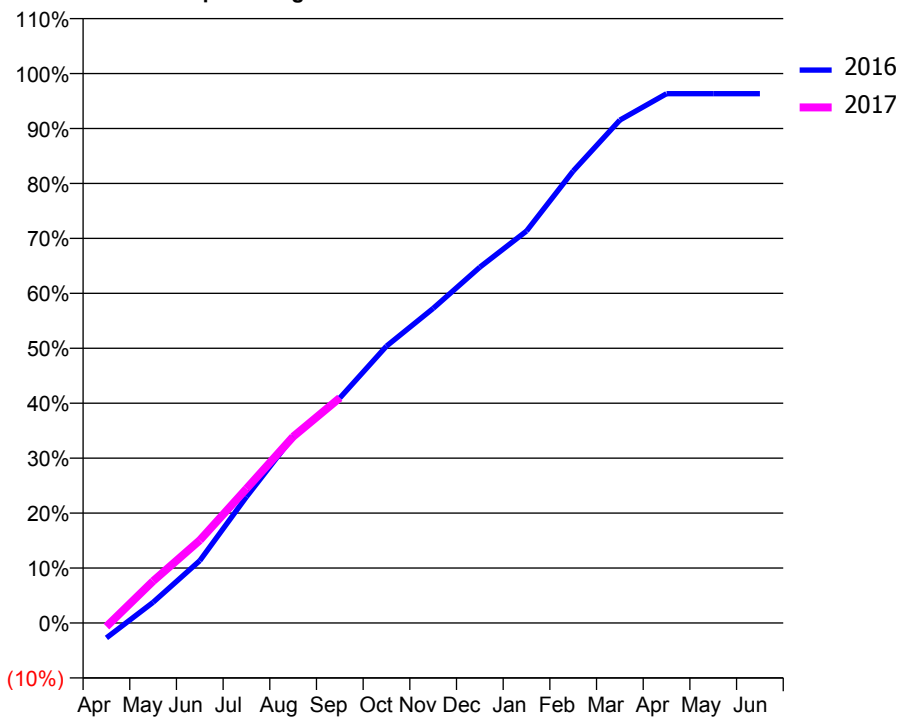
### ACCESS\*

Patients seen in 24 months	Total	Change since previous quarter
Quarter ending September 2015	5,648	
Quarter ending December 2015	5,659	→
Quarter ending March 2016	5,673	→
Quarter ending June 2016	5,685	→
Quarter ending September 2016	5,736	→
<b>Variance since September 2015</b>	<b>1.6%</b>	<b>→</b>



### ACTIVITY

Cumulative percentage of contracted UDA delivered 2016 & 2017



Month	Adjusted Scheduled Activity (UDA)	
	2016	2017
April	-479	-118
May	660	1,336
June	1,987	2,636
July	4,021	4,278
August	5,933	5,936
September	7,168	7,170
October	8,816	
November	10,021	
December	11,331	
January	12,481	
February	14,396	
March	16,015	
April	16,859	
May	16,859	
June	16,859	

### QUALITY

	Quantity	Base Number	Contract	AT	Region	England
% of FP17s for the same patient ID Re-attending within 3 months - Children	41	787	5.2%	10.3%	11.8%	12.4%
% of FP17s for the same patient ID Re-attending within 3 months - Adults	585	3,786	15.5%	15.1%	16.6%	16.7%
% of FP17s for the same patient ID Re-attending between 3 & 9 months - Children	501	787	63.7%	60.7%	60.2%	57.4%
% of FP17s for the same patient ID Re-attending between 3 & 9 months - Adults	2,360	3,786	62.3%	52.7%	52.0%	50.5%
% of FP17s for Band 1 Urgent Courses	300	4,173	7.2%	9.6%	9.4%	9.1%
% of FP17s Relating to Free Repair or Replacements	34	4,173	0.8%	0.7%	0.7%	0.8%
% of FP17s Relating to Continuations	129	4,173	3.1%	1.3%	1.2%	1.3%
% of Patients satisfied with the dentistry they have received	7	8	N/A	91.6%	93.6%	93.2%
% of Patients satisfied with the time they had to wait for an appointment	7	8	N/A	87.7%	89.1%	89.0%

\* This is based on patients treated on this contract for their most recent course of treatment. Figures in italics indicate the base number of FP17s or Patient Questionnaire responses are less than 100. N/A is shown where the base number of responses is less than 10 during the period. % is calculated as Quantity/Base number\*100

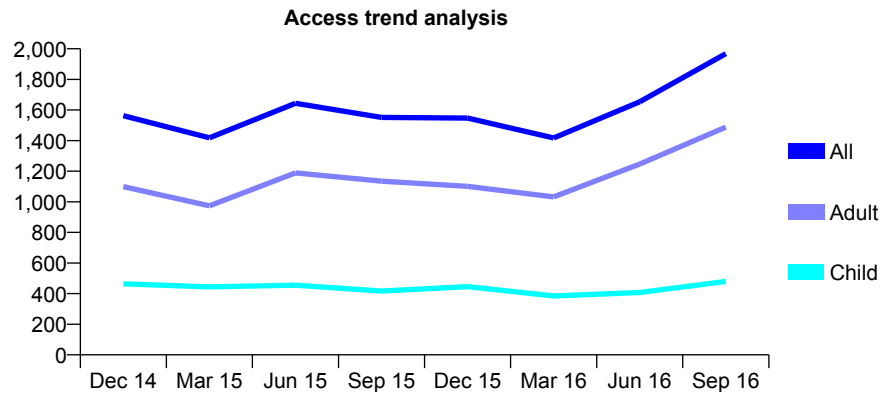
## Q70 - Vital Signs At a Glance Contract Report for 688053/0001 - September 2016

Name or company name	Burgess Road Dental Practice
Contract type name	GDS Contract
Purpose of contract	General
Contract start date	01/04/2006
Contract end date	

16/17 Contracted general activity (UDA)	6,168
Carry forward general activity (UDA)	0
16/17 Contracted orthodontic activity (UOA)	0
Carry forward orthodontic activity (UOA)	0
Baseline contract value	£187,657.02

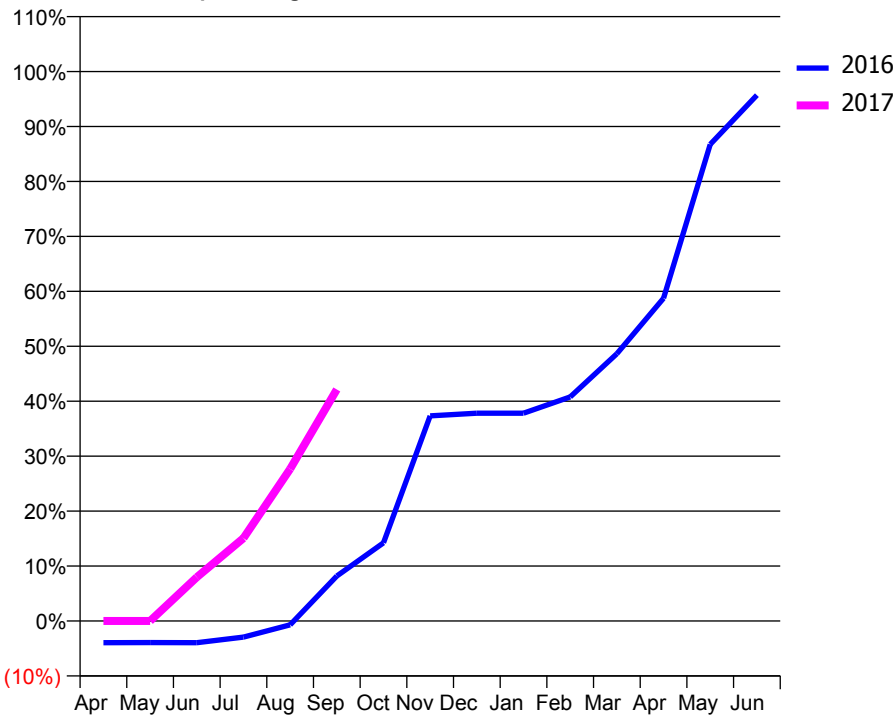
### ACCESS\*

Patients seen in 24 months	Total	Change since previous quarter
Quarter ending September 2015	1,552	
Quarter ending December 2015	1,547	→
Quarter ending March 2016	1,417	↓
Quarter ending June 2016	1,654	↑
Quarter ending September 2016	1,968	↑
<b>Variance since September 2015</b>	<b>26.8%</b>	<b>↑</b>



### ACTIVITY

Cumulative percentage of contracted UDA delivered 2016 & 2017



Month	2016	2017
April	-244	0
May	-243	0
June	-244	492
July	-182	930
August	-44	1,707
September	505	2,600
October	879	
November	2,302	
December	2,333	
January	2,333	
February	2,516	
March	3,000	
April	3,623	
May	5,350	
June	5,903	

### QUALITY

	Quantity	Base Number	Contract	AT	Region	England
% of FP17s for the same patient ID Re-attending within 3 months - Children	36	362	9.9%	10.3%	11.8%	12.4%
% of FP17s for the same patient ID Re-attending within 3 months - Adults	272	1,385	19.6%	15.1%	16.6%	16.7%
% of FP17s for the same patient ID Re-attending between 3 & 9 months - Children	77	362	21.3%	60.7%	60.2%	57.4%
% of FP17s for the same patient ID Re-attending between 3 & 9 months - Adults	307	1,385	22.2%	52.7%	52.0%	50.5%
% of FP17s for Band 1 Urgent Courses	163	973	16.8%	9.6%	9.4%	9.1%
% of FP17s Relating to Free Repair or Replacements	3	973	0.3%	0.7%	0.7%	0.8%
% of FP17s Relating to Continuations	6	973	0.6%	1.3%	1.2%	1.3%
% of Patients satisfied with the dentistry they have received	8	9	N/A	91.6%	93.6%	93.2%
% of Patients satisfied with the time they had to wait for an appointment	7	9	N/A	87.7%	89.1%	89.0%

\* This is based on patients treated on this contract for their most recent course of treatment. Figures in italics indicate the base number of FP17s or Patient Questionnaire responses are less than 100. N/A is shown where the base number of responses is less than 10 during the period. % is calculated as Quantity/Base number\*100

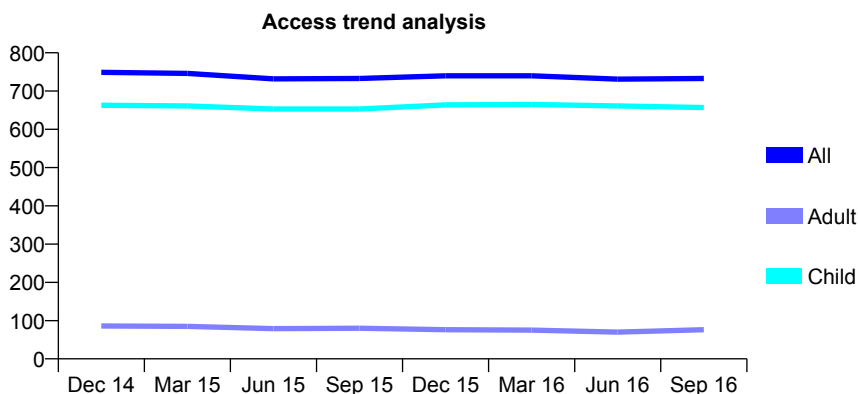
## Q70 - Vital Signs At a Glance Contract Report for 732001/0001 - September 2016

Name or company name	MR JL MURPHY
Contract type name	GDS Contract
Purpose of contract	General
Contract start date	01/04/2006
Contract end date	

16/17 Contracted general activity (UDA)	1,400
Carry forward general activity (UDA)	0
16/17 Contracted orthodontic activity (UOA)	0
Carry forward orthodontic activity (UOA)	0
Baseline contract value	£36,411.05

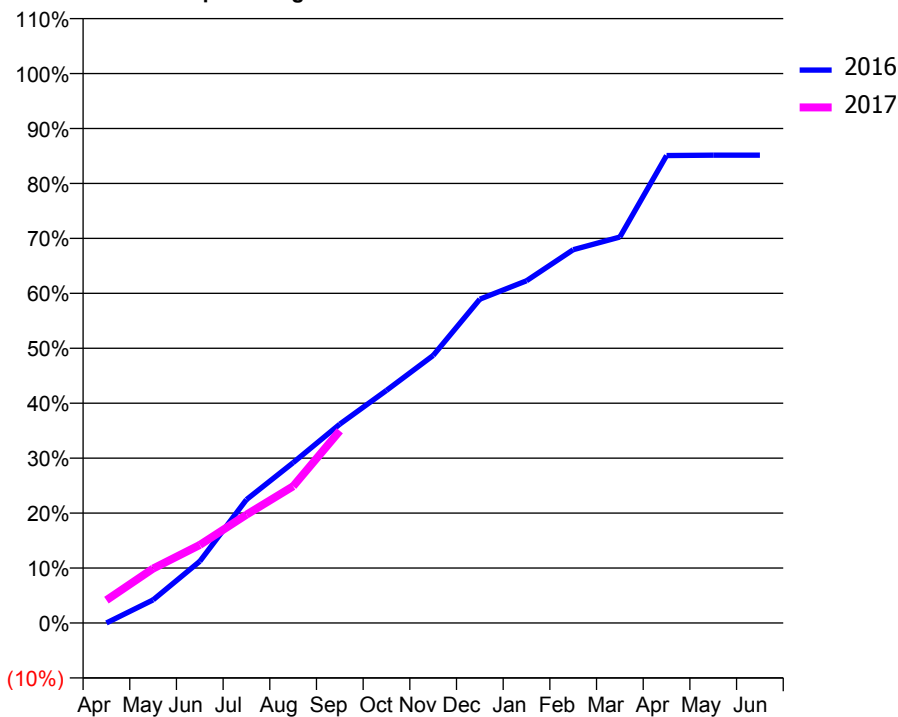
### ACCESS\*

Patients seen in 24 months	Total	Change since previous quarter
Quarter ending September 2015	733	
Quarter ending December 2015	740	→
Quarter ending March 2016	740	→
Quarter ending June 2016	731	↓
Quarter ending September 2016	733	→
<b>Variance since September 2015</b>	<b>0.0%</b>	<b>→</b>



### ACTIVITY

Cumulative percentage of contracted UDA delivered 2016 & 2017



Adjusted Scheduled Activity (UDA)

Month	2016	2017
April	0	58
May	59	139
June	157	199
July	314	276
August	409	348
September	507	490
October	593	
November	682	
December	825	
January	872	
February	951	
March	983	
April	1,191	
May	1,192	
June	1,192	

### QUALITY

	Quantity	Base Number	Contract	AT	Region	England
% of FP17s for the same patient ID Re-attending within 3 months - Children	24	587	4.1%	10.3%	11.8%	12.4%
% of FP17s for the same patient ID Re-attending within 3 months - Adults	0	4	0.0%	15.1%	16.6%	16.7%
% of FP17s for the same patient ID Re-attending between 3 & 9 months - Children	364	587	62.0%	60.7%	60.2%	57.4%
% of FP17s for the same patient ID Re-attending between 3 & 9 months - Adults	1	4	25.0%	52.7%	52.0%	50.5%
% of FP17s for Band 1 Urgent Courses	9	408	2.2%	9.6%	9.4%	9.1%
% of FP17s Relating to Free Repair or Replacements	0	408	0.0%	0.7%	0.7%	0.8%
% of FP17s Relating to Continuations	0	408	0.0%	1.3%	1.2%	1.3%
% of Patients satisfied with the dentistry they have received	1	1	N/A	91.6%	93.6%	93.2%
% of Patients satisfied with the time they had to wait for an appointment	1	1	N/A	87.7%	89.1%	89.0%

\* This is based on patients treated on this contract for their most recent course of treatment. Figures in italics indicate the base number of FP17s or Patient Questionnaire responses are less than 100. N/A is shown where the base number of responses is less than 10 during the period. % is calculated as Quantity/Base number\*100

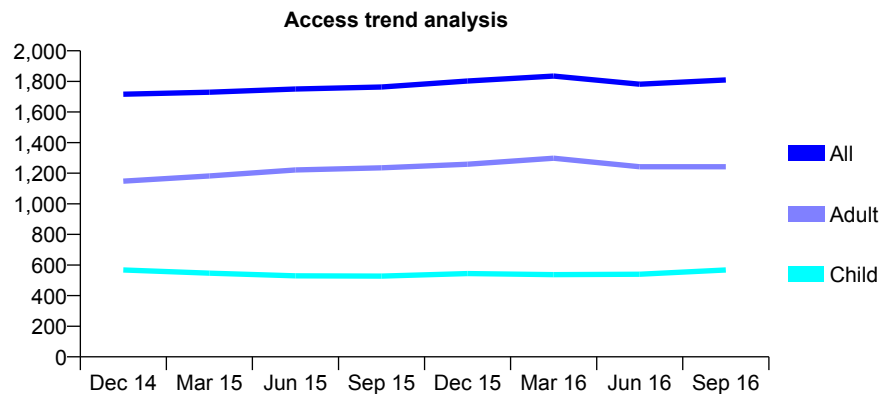
## Q70 - Vital Signs At a Glance Contract Report for 735914/0001 - September 2016

Name or company name	MR MR HOLLEY
Contract type name	GDS Contract
Purpose of contract	General
Contract start date	01/04/2006
Contract end date	

16/17 Contracted general activity (UDA)	4,745
Carry forward general activity (UDA)	59
16/17 Contracted orthodontic activity (UOA)	0
Carry forward orthodontic activity (UOA)	0
Baseline contract value	£118,635.19

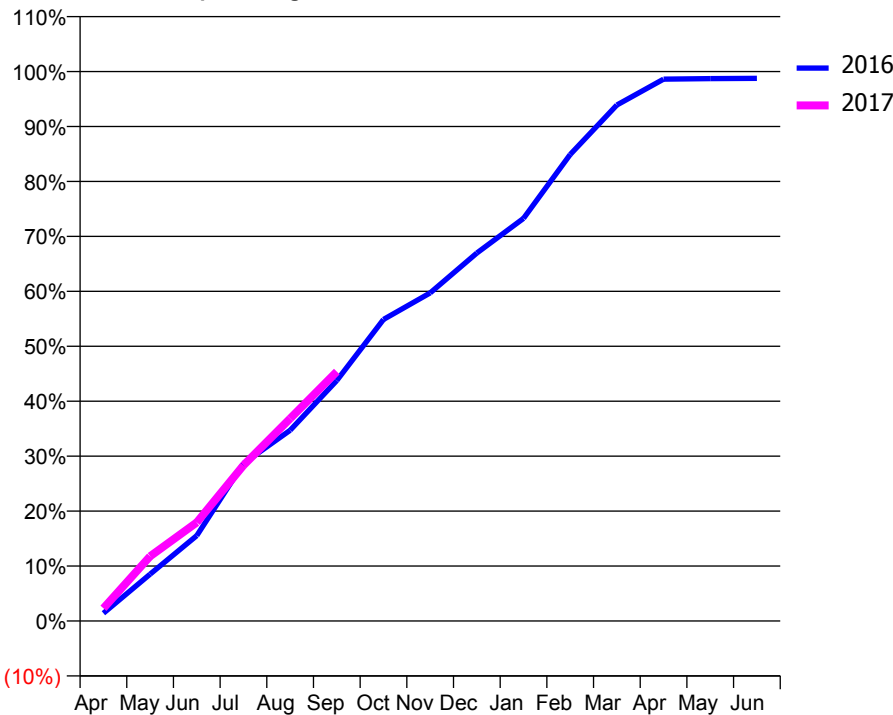
### ACCESS\*

Patients seen in 24 months	Total	Change since previous quarter
Quarter ending September 2015	1,763	
Quarter ending December 2015	1,803	↑
Quarter ending March 2016	1,835	→
Quarter ending June 2016	1,782	↓
Quarter ending September 2016	1,810	→
<b>Variance since September 2015</b>	<b>2.7%</b>	<b>↑</b>



### ACTIVITY

Cumulative percentage of contracted UDA delivered 2016 & 2017



Month	Adjusted Scheduled Activity (UDA)	
	2016	2017
April	68	110
May	405	560
June	737	852
July	1,361	1,345
August	1,647	1,749
September	2,077	2,154
October	2,604	
November	2,833	
December	3,177	
January	3,477	
February	4,028	
March	4,455	
April	4,679	
May	4,684	
June	4,686	

### QUALITY

	Quantity	Base Number	Contract	AT	Region	England
% of FP17s for the same patient ID Re-attending within 3 months - Children	12	460	2.6%	10.3%	11.8%	12.4%
% of FP17s for the same patient ID Re-attending within 3 months - Adults	55	920	6.0%	15.1%	16.6%	16.7%
% of FP17s for the same patient ID Re-attending between 3 & 9 months - Children	146	460	31.7%	60.7%	60.2%	57.4%
% of FP17s for the same patient ID Re-attending between 3 & 9 months - Adults	289	920	31.4%	52.7%	52.0%	50.5%
% of FP17s for Band 1 Urgent Courses	64	1,231	5.2%	9.6%	9.4%	9.1%
% of FP17s Relating to Free Repair or Replacements	6	1,231	0.5%	0.7%	0.7%	0.8%
% of FP17s Relating to Continuations	7	1,231	0.6%	1.3%	1.2%	1.3%
% of Patients satisfied with the dentistry they have received	1	1	N/A	91.6%	93.6%	93.2%
% of Patients satisfied with the time they had to wait for an appointment	1	1	N/A	87.7%	89.1%	89.0%

\* This is based on patients treated on this contract for their most recent course of treatment. Figures in italics indicate the base number of FP17s or Patient Questionnaire responses are less than 100. N/A is shown where the base number of responses is less than 10 during the period. % is calculated as Quantity/Base number\*100

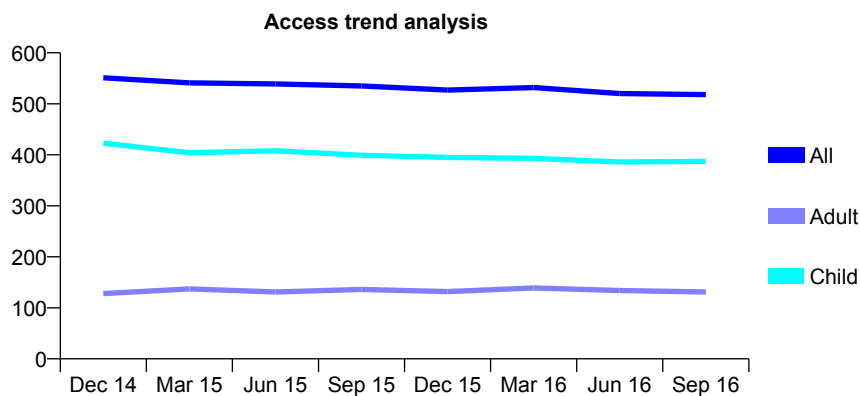
## Q70 - Vital Signs At a Glance Contract Report for 737615/0001 - September 2016

Name or company name	MR LM PETERS
Contract type name	GDS Contract
Purpose of contract	General
Contract start date	01/04/2006
Contract end date	

16/17 Contracted general activity (UDA)	1,275
Carry forward general activity (UDA)	0
16/17 Contracted orthodontic activity (UOA)	0
Carry forward orthodontic activity (UOA)	0
Baseline contract value	£32,236.11

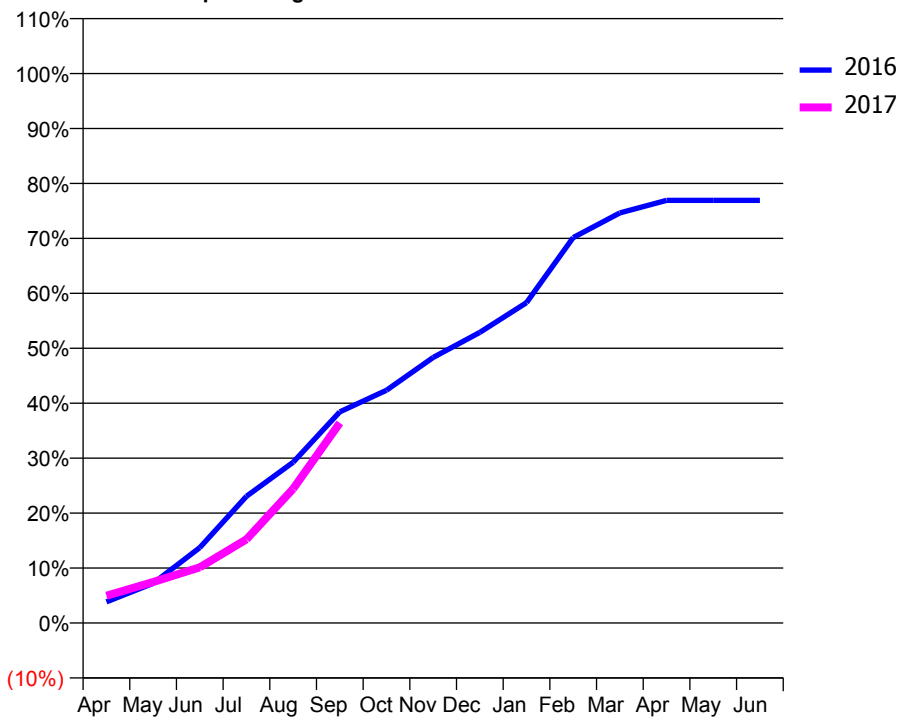
### ACCESS\*

Patients seen in 24 months	Total	Change since previous quarter
Quarter ending September 2015	535	
Quarter ending December 2015	527	↓
Quarter ending March 2016	532	→
Quarter ending June 2016	520	↓
Quarter ending September 2016	518	→
<b>Variance since September 2015</b>	<b>(3.2%)</b>	<b>↓</b>



### ACTIVITY

Cumulative percentage of contracted UDA delivered 2016 & 2017



Adjusted Scheduled Activity (UDA)

Month	2016	2017
April	49	63
May	92	95
June	175	129
July	294	194
August	373	311
September	490	464
October	540	
November	616	
December	674	
January	743	
February	894	
March	952	
April	981	
May	981	
June	981	

### QUALITY

	Quantity	Base Number	Contract	AT	Region	England
% of FP17s for the same patient ID Re-attending within 3 months - Children	8	315	2.5%	10.3%	11.8%	12.4%
% of FP17s for the same patient ID Re-attending within 3 months - Adults	5	60	8.3%	15.1%	16.6%	16.7%
% of FP17s for the same patient ID Re-attending between 3 & 9 months - Children	235	315	74.6%	60.7%	60.2%	57.4%
% of FP17s for the same patient ID Re-attending between 3 & 9 months - Adults	41	60	68.3%	52.7%	52.0%	50.5%
% of FP17s for Band 1 Urgent Courses	2	354	0.6%	9.6%	9.4%	9.1%
% of FP17s Relating to Free Repair or Replacements	0	354	0.0%	0.7%	0.7%	0.8%
% of FP17s Relating to Continuations	2	354	0.6%	1.3%	1.2%	1.3%
% of Patients satisfied with the dentistry they have received	0	0	N/A	91.6%	93.6%	93.2%
% of Patients satisfied with the time they had to wait for an appointment	0	0	N/A	87.7%	89.1%	89.0%

\* This is based on patients treated on this contract for their most recent course of treatment. Figures in italics indicate the base number of FP17s or Patient Questionnaire responses are less than 100. N/A is shown where the base number of responses is less than 10 during the period. % is calculated as Quantity/Base number\*100

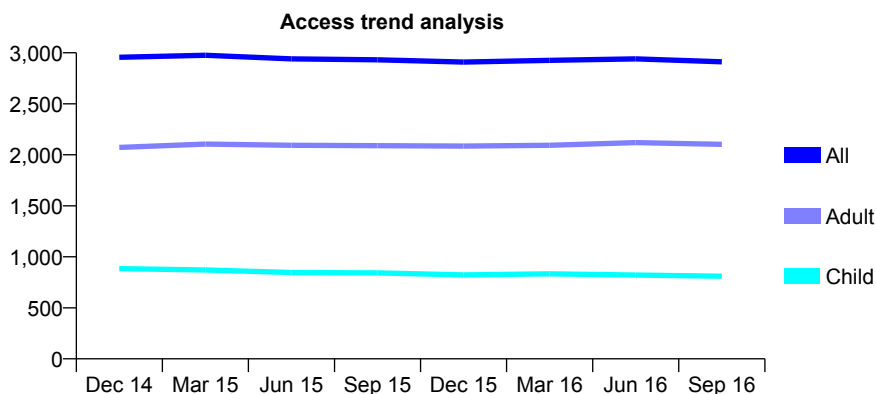
## Q70 - Vital Signs At a Glance Contract Report for 739391/0001 - September 2016

Name or company name	MR T SEAGAN
Contract type name	GDS Contract
Purpose of contract	General
Contract start date	01/04/2006
Contract end date	

16/17 Contracted general activity (UDA)	5,309
Carry forward general activity (UDA)	98
16/17 Contracted orthodontic activity (UOA)	0
Carry forward orthodontic activity (UOA)	0
Baseline contract value	£140,794.73

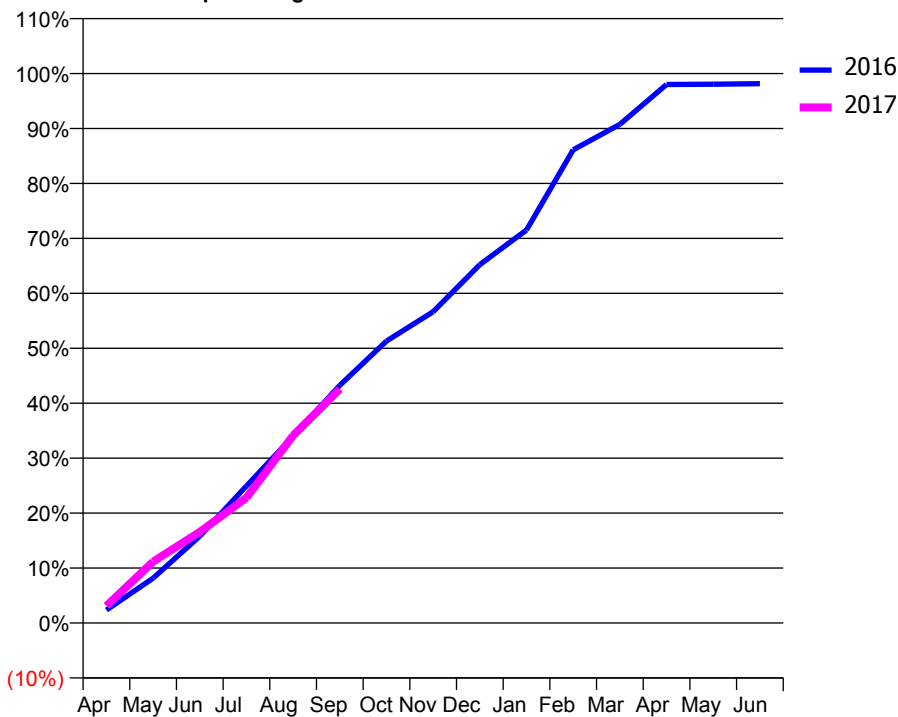
### ACCESS\*

Patients seen in 24 months	Total	Change since previous quarter
Quarter ending September 2015	2,931	
Quarter ending December 2015	2,909	→
Quarter ending March 2016	2,926	→
Quarter ending June 2016	2,941	→
Quarter ending September 2016	2,912	→
<b>Variance since September 2015</b>	<b>(0.6%)</b>	→



### ACTIVITY

Cumulative percentage of contracted UDA delivered 2016 & 2017



Month	Adjusted Scheduled Activity (UDA)	
	2016	2017
April	125	165
May	434	593
June	840	881
July	1,323	1,210
August	1,805	1,812
September	2,296	2,261
October	2,724	
November	3,008	
December	3,463	
January	3,797	
February	4,572	
March	4,818	
April	5,203	
May	5,206	
June	5,211	

### QUALITY

	Quantity	Base Number	Contract	AT	Region	England
% of FP17s for the same patient ID Re-attending within 3 months - Children	30	582	5.2%	10.3%	11.8%	12.4%
% of FP17s for the same patient ID Re-attending within 3 months - Adults	161	1,394	11.5%	15.1%	16.6%	16.7%
% of FP17s for the same patient ID Re-attending between 3 & 9 months - Children	331	582	56.9%	60.7%	60.2%	57.4%
% of FP17s for the same patient ID Re-attending between 3 & 9 months - Adults	687	1,394	49.3%	52.7%	52.0%	50.5%
% of FP17s for Band 1 Urgent Courses	134	1,405	9.5%	9.6%	9.4%	9.1%
% of FP17s Relating to Free Repair or Replacements	3	1,405	0.2%	0.7%	0.7%	0.8%
% of FP17s Relating to Continuations	8	1,405	0.6%	1.3%	1.2%	1.3%
% of Patients satisfied with the dentistry they have received	1	1	N/A	91.6%	93.6%	93.2%
% of Patients satisfied with the time they had to wait for an appointment	1	1	N/A	87.7%	89.1%	89.0%

\* This is based on patients treated on this contract for their most recent course of treatment. Figures in italics indicate the base number of FP17s or Patient Questionnaire responses are less than 100. N/A is shown where the base number of responses is less than 10 during the period. % is calculated as Quantity/Base number\*100

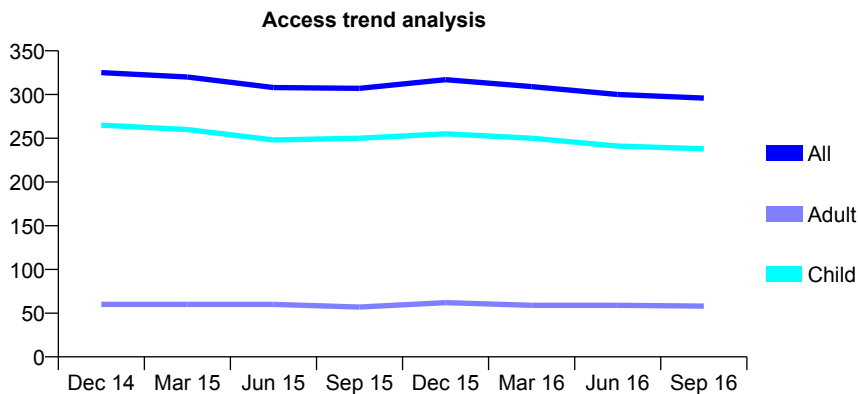
## Q70 - Vital Signs At a Glance Contract Report for 739901/0001 - September 2016

Name or company name	MR PD THORNHILL
Contract type name	GDS Contract
Purpose of contract	General
Contract start date	01/04/2006
Contract end date	

16/17 Contracted general activity (UDA)	540
Carry forward general activity (UDA)	-1
16/17 Contracted orthodontic activity (UOA)	0
Carry forward orthodontic activity (UOA)	0
Baseline contract value	£12,601.95

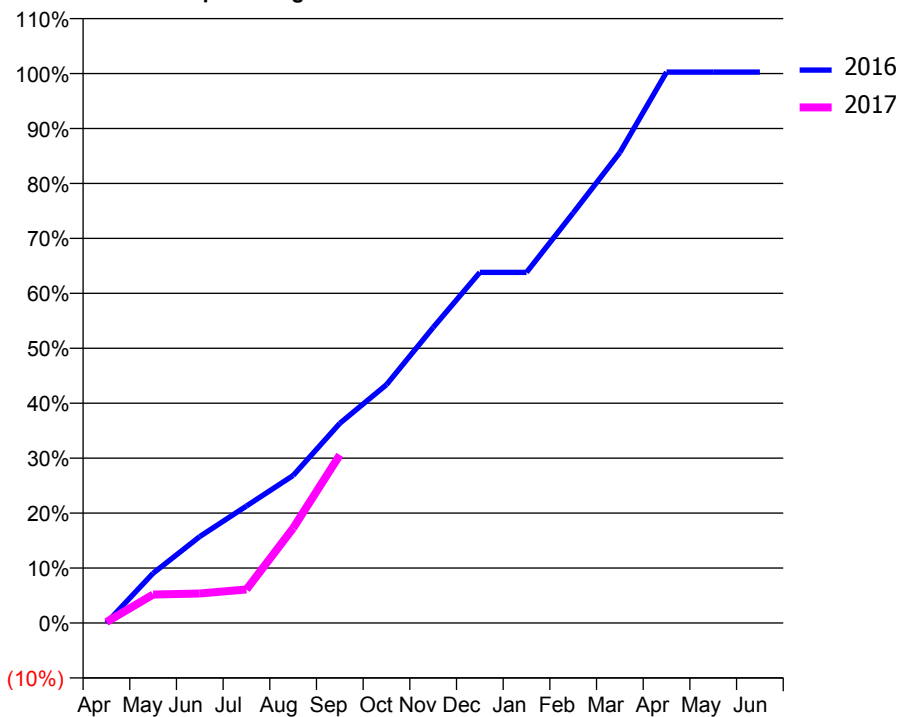
### ACCESS\*

Patients seen in 24 months	Total	Change since previous quarter
Quarter ending September 2015	307	
Quarter ending December 2015	317	↑
Quarter ending March 2016	309	↓
Quarter ending June 2016	300	↓
Quarter ending September 2016	296	↓
<b>Variance since September 2015</b>	<b>(3.6%)</b>	<b>↓</b>



### ACTIVITY

Cumulative percentage of contracted UDA delivered 2016 & 2017



Month	Adjusted Scheduled Activity (UDA)	
	2016	2017
April	0	1
May	49	28
June	85	29
July	115	33
August	145	93
September	196	165
October	234	
November	290	
December	345	
January	345	
February	403	
March	462	
April	541	
May	541	
June	541	

### QUALITY

	Quantity	Base Number	Contract	AT	Region	England
% of FP17s for the same patient ID Re-attending within 3 months - Children	8	188	4.3%	10.3%	11.8%	12.4%
% of FP17s for the same patient ID Re-attending within 3 months - Adults	1	15	6.7%	15.1%	16.6%	16.7%
% of FP17s for the same patient ID Re-attending between 3 & 9 months - Children	152	188	80.9%	60.7%	60.2%	57.4%
% of FP17s for the same patient ID Re-attending between 3 & 9 months - Adults	10	15	66.7%	52.7%	52.0%	50.5%
% of FP17s for Band 1 Urgent Courses	1	137	0.7%	9.6%	9.4%	9.1%
% of FP17s Relating to Free Repair or Replacements	0	137	0.0%	0.7%	0.7%	0.8%
% of FP17s Relating to Continuations	0	137	0.0%	1.3%	1.2%	1.3%
% of Patients satisfied with the dentistry they have received	0	0	N/A	91.6%	93.6%	93.2%
% of Patients satisfied with the time they had to wait for an appointment	0	0	N/A	87.7%	89.1%	89.0%

\* This is based on patients treated on this contract for their most recent course of treatment. Figures in italics indicate the base number of FP17s or Patient Questionnaire responses are less than 100. N/A is shown where the base number of responses is less than 10 during the period. % is calculated as Quantity/Base number\*100



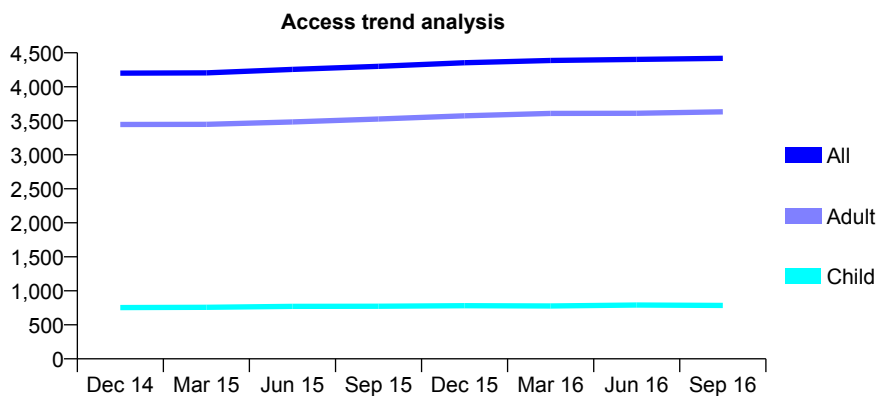
## Q70 - Vital Signs At a Glance Contract Report for 741833/0001 - September 2016

Name or company name	MISS B SHAH
Contract type name	GDS Contract
Purpose of contract	General
Contract start date	01/04/2006
Contract end date	

16/17 Contracted general activity (UDA)	12,000
Carry forward general activity (UDA)	315
16/17 Contracted orthodontic activity (UOA)	0
Carry forward orthodontic activity (UOA)	0
Baseline contract value	£338,009.85

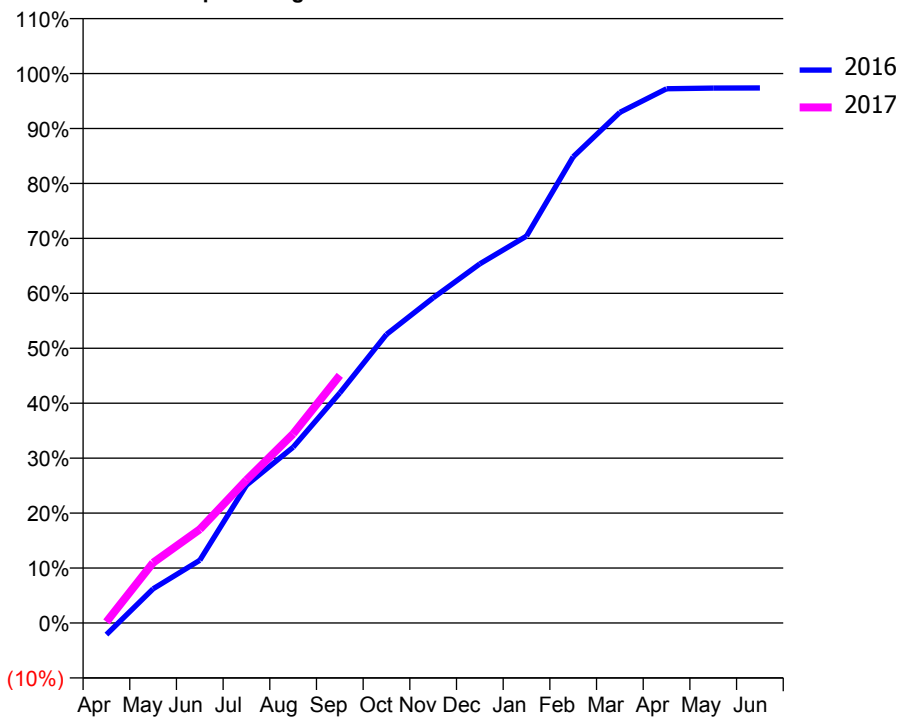
### ACCESS\*

Patients seen in 24 months	Total	Change since previous quarter
Quarter ending September 2015	4,300	
Quarter ending December 2015	4,354	→
Quarter ending March 2016	4,387	→
Quarter ending June 2016	4,402	→
Quarter ending September 2016	4,419	→
<b>Variance since September 2015</b>	<b>2.8%</b>	<b>↑</b>



### ACTIVITY

Cumulative percentage of contracted UDA delivered 2016 & 2017



Month	Adjusted Scheduled Activity (UDA)	
	2016	2017
April	-256	23
May	748	1,317
June	1,371	2,046
July	3,010	3,122
August	3,840	4,130
September	5,025	5,409
October	6,302	
November	7,102	
December	7,844	
January	8,449	
February	10,181	
March	11,152	
April	11,668	
May	11,683	
June	11,685	

### QUALITY

	Quantity	Base Number	Contract	AT	Region	England
% of FP17s for the same patient ID Re-attending within 3 months - Children	36	663	5.4%	10.3%	11.8%	12.4%
% of FP17s for the same patient ID Re-attending within 3 months - Adults	530	3,086	17.2%	15.1%	16.6%	16.7%
% of FP17s for the same patient ID Re-attending between 3 & 9 months - Children	458	663	69.1%	60.7%	60.2%	57.4%
% of FP17s for the same patient ID Re-attending between 3 & 9 months - Adults	1,975	3,086	64.0%	52.7%	52.0%	50.5%
% of FP17s for Band 1 Urgent Courses	412	3,412	12.1%	9.6%	9.4%	9.1%
% of FP17s Relating to Free Repair or Replacements	94	3,412	2.8%	0.7%	0.7%	0.8%
% of FP17s Relating to Continuations	19	3,412	0.6%	1.3%	1.2%	1.3%
% of Patients satisfied with the dentistry they have received	1	1	N/A	91.6%	93.6%	93.2%
% of Patients satisfied with the time they had to wait for an appointment	1	1	N/A	87.7%	89.1%	89.0%

\* This is based on patients treated on this contract for their most recent course of treatment. Figures in italics indicate the base number of FP17s or Patient Questionnaire responses are less than 100. N/A is shown where the base number of responses is less than 10 during the period. % is calculated as Quantity/Base number\*100

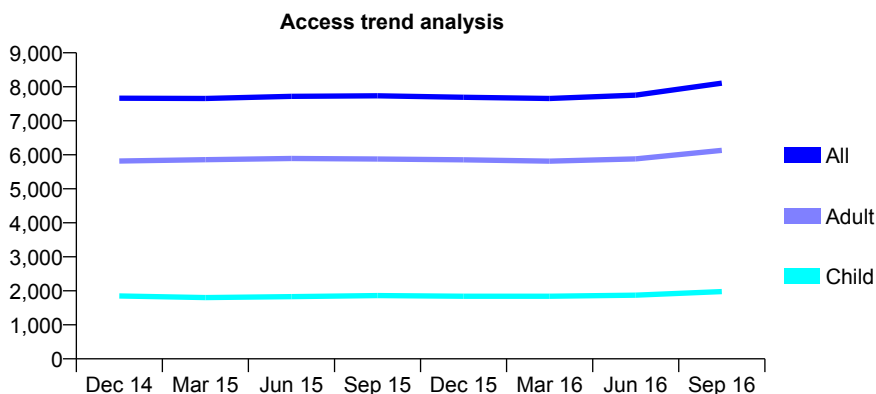
## Q70 - Vital Signs At a Glance Contract Report for 750026/0001 - September 2016

Name or company name	MR JT COBLEY
Contract type name	GDS Contract
Purpose of contract	General
Contract start date	01/04/2006
Contract end date	

16/17 Contracted general activity (UDA)	16,649
Carry forward general activity (UDA)	0
16/17 Contracted orthodontic activity (UOA)	0
Carry forward orthodontic activity (UOA)	0
Baseline contract value	£441,236.76

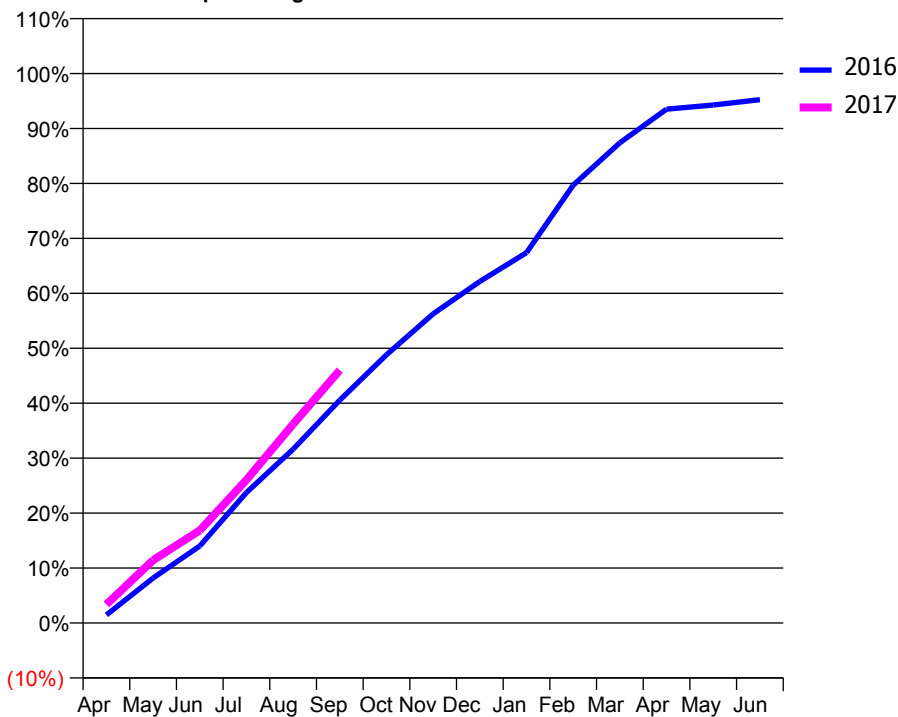
### ACCESS\*

Patients seen in 24 months	Total	Change since previous quarter
Quarter ending September 2015	7,737	
Quarter ending December 2015	7,694	→
Quarter ending March 2016	7,657	→
Quarter ending June 2016	7,753	→
Quarter ending September 2016	8,108	↑
<b>Variance since September 2015</b>	<b>4.8%</b>	<b>↑</b>



### ACTIVITY

Cumulative percentage of contracted UDA delivered 2016 & 2017



Month	Adjusted Scheduled Activity (UDA)	
	2016	2017
April	245	565
May	1,363	1,906
June	2,335	2,804
July	3,953	4,336
August	5,268	6,027
September	6,753	7,661
October	8,125	
November	9,367	
December	10,349	
January	11,221	
February	13,265	
March	14,551	
April	15,568	
May	15,696	
June	15,854	

### QUALITY

	Quantity	Base Number	Contract	AT	Region	England
% of FP17s for the same patient ID Re-attending within 3 months - Children	50	1,236	4.0%	10.3%	11.8%	12.4%
% of FP17s for the same patient ID Re-attending within 3 months - Adults	491	3,695	13.3%	15.1%	16.6%	16.7%
% of FP17s for the same patient ID Re-attending between 3 & 9 months - Children	324	1,236	26.2%	60.7%	60.2%	57.4%
% of FP17s for the same patient ID Re-attending between 3 & 9 months - Adults	975	3,695	26.4%	52.7%	52.0%	50.5%
% of FP17s for Band 1 Urgent Courses	421	4,335	9.7%	9.6%	9.4%	9.1%
% of FP17s Relating to Free Repair or Replacements	24	4,335	0.6%	0.7%	0.7%	0.8%
% of FP17s Relating to Continuations	21	4,335	0.5%	1.3%	1.2%	1.3%
% of Patients satisfied with the dentistry they have received	10	13	76.9%	91.6%	93.6%	93.2%
% of Patients satisfied with the time they had to wait for an appointment	11	13	84.6%	87.7%	89.1%	89.0%

\* This is based on patients treated on this contract for their most recent course of treatment. Figures in italics indicate the base number of FP17s or Patient Questionnaire responses are less than 100. N/A is shown where the base number of responses is less than 10 during the period. % is calculated as Quantity/Base number\*100

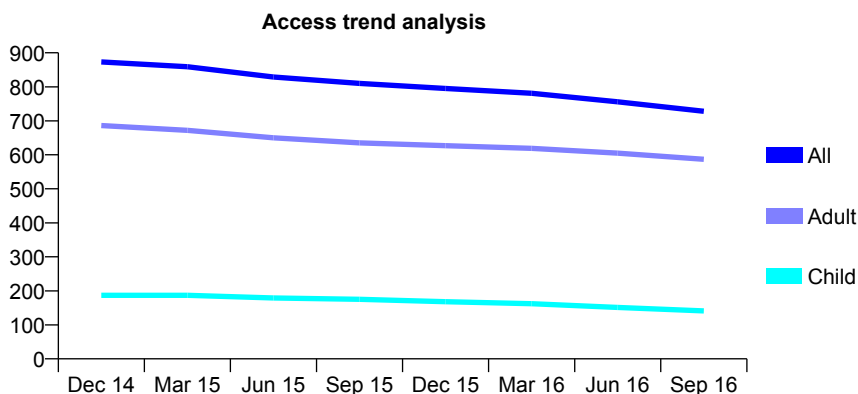
## Q70 - Vital Signs At a Glance Contract Report for 751081/0001 - September 2016

Name or company name	MR SH WARNER
Contract type name	GDS Contract
Purpose of contract	General
Contract start date	01/11/2006
Contract end date	

16/17 Contracted general activity (UDA)	2,800
Carry forward general activity (UDA)	0
16/17 Contracted orthodontic activity (UOA)	0
Carry forward orthodontic activity (UOA)	0
Baseline contract value	£64,099.82

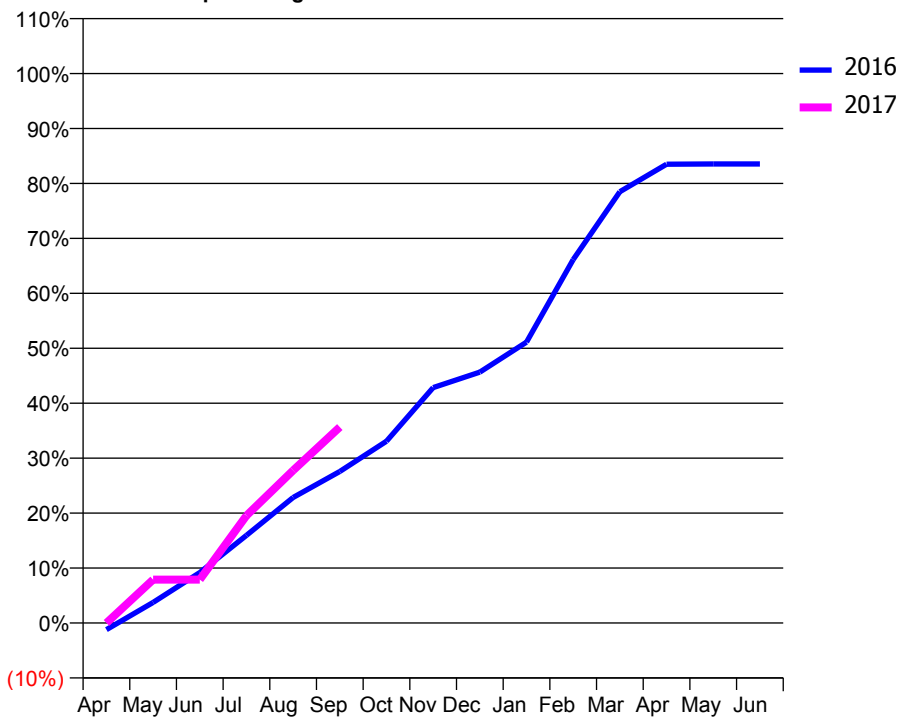
### ACCESS\*

Patients seen in 24 months	Total	Change since previous quarter
Quarter ending September 2015	810	
Quarter ending December 2015	795	↓
Quarter ending March 2016	781	↓
Quarter ending June 2016	756	↓
Quarter ending September 2016	728	↓
<b>Variance since September 2015</b>	<b>(10.1%)</b>	<b>↓</b>



### ACTIVITY

Cumulative percentage of contracted UDA delivered 2016 & 2017



Month	Adjusted Scheduled Activity (UDA)	
	2016	2017
April	-34	0
May	105	221
June	257	221
July	447	548
August	640	778
September	772	999
October	927	
November	1,200	
December	1,279	
January	1,432	
February	1,852	
March	2,198	
April	2,338	
May	2,339	
June	2,339	

### QUALITY

	Quantity	Base Number	Contract	AT	Region	England
% of FP17s for the same patient ID Re-attending within 3 months - Children	2	62	3.2%	10.3%	11.8%	12.4%
% of FP17s for the same patient ID Re-attending within 3 months - Adults	16	270	5.9%	15.1%	16.6%	16.7%
% of FP17s for the same patient ID Re-attending between 3 & 9 months - Children	14	62	22.6%	60.7%	60.2%	57.4%
% of FP17s for the same patient ID Re-attending between 3 & 9 months - Adults	81	270	30.0%	52.7%	52.0%	50.5%
% of FP17s for Band 1 Urgent Courses	3	304	1.0%	9.6%	9.4%	9.1%
% of FP17s Relating to Free Repair or Replacements	5	304	1.6%	0.7%	0.7%	0.8%
% of FP17s Relating to Continuations	1	304	0.3%	1.3%	1.2%	1.3%
% of Patients satisfied with the dentistry they have received	2	2	N/A	91.6%	93.6%	93.2%
% of Patients satisfied with the time they had to wait for an appointment	2	2	N/A	87.7%	89.1%	89.0%

\* This is based on patients treated on this contract for their most recent course of treatment. Figures in italics indicate the base number of FP17s or Patient Questionnaire responses are less than 100. N/A is shown where the base number of responses is less than 10 during the period. % is calculated as Quantity/Base number\*100

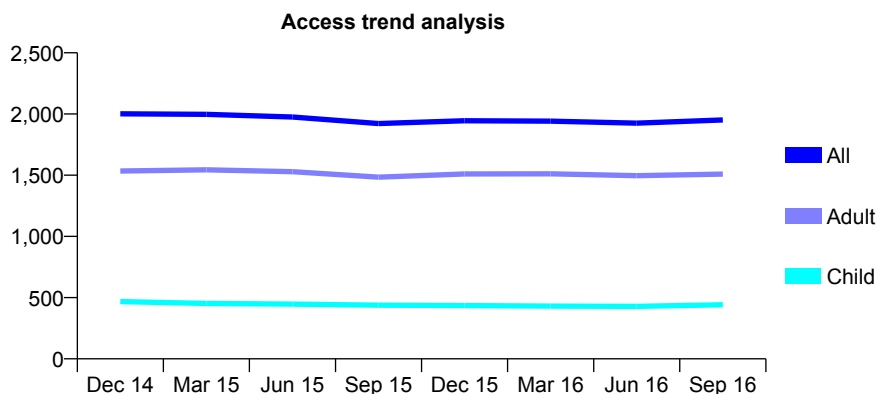
## Q70 - Vital Signs At a Glance Contract Report for 753939/0001 - September 2016

Name or company name	MR AH NADERSEPAHI
Contract type name	GDS Contract
Purpose of contract	General
Contract start date	01/04/2006
Contract end date	

16/17 Contracted general activity (UDA)	6,866
Carry forward general activity (UDA)	0
16/17 Contracted orthodontic activity (UOA)	0
Carry forward orthodontic activity (UOA)	0
Baseline contract value	£215,771.79

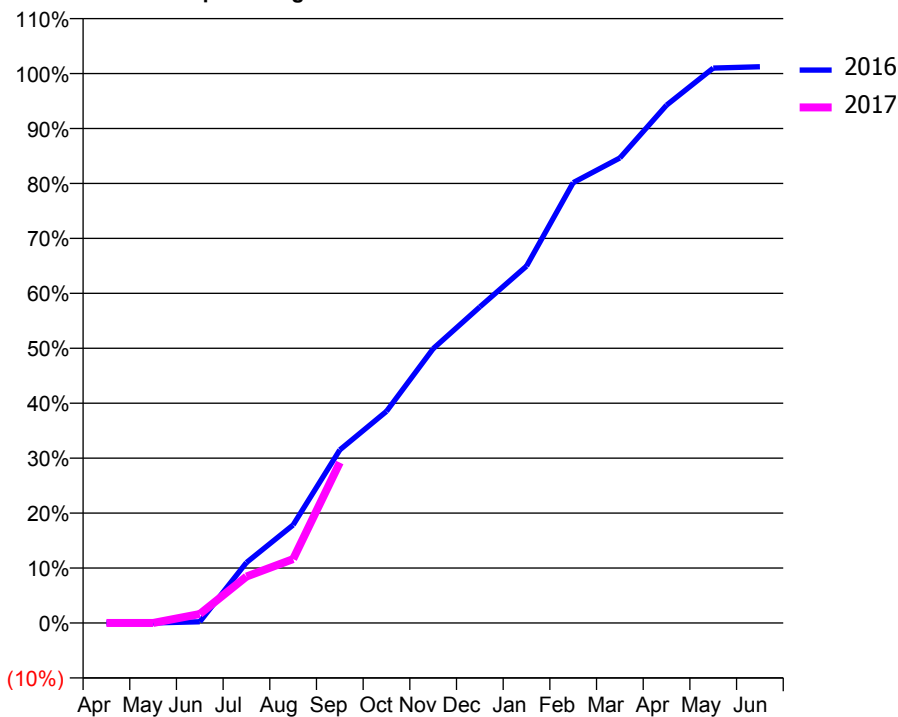
### ACCESS\*

Patients seen in 24 months	Total	Change since previous quarter
Quarter ending September 2015	1,922	
Quarter ending December 2015	1,945	→
Quarter ending March 2016	1,942	→
Quarter ending June 2016	1,925	→
Quarter ending September 2016	1,951	→
<b>Variance since September 2015</b>	<b>1.5%</b>	<b>→</b>



### ACTIVITY

Cumulative percentage of contracted UDA delivered 2016 & 2017



Month	Adjusted Scheduled Activity (UDA)	
	2016	2017
April	0	0
May	0	1
June	15	112
July	756	581
August	1,225	798
September	2,164	2,005
October	2,645	
November	3,428	
December	3,950	
January	4,460	
February	5,503	
March	5,810	
April	6,470	
May	6,934	
June	6,951	

### QUALITY

	Quantity	Base Number	Contract	AT	Region	England
% of FP17s for the same patient ID Re-attending within 3 months - Children	28	331	8.5%	10.3%	11.8%	12.4%
% of FP17s for the same patient ID Re-attending within 3 months - Adults	69	881	7.8%	15.1%	16.6%	16.7%
% of FP17s for the same patient ID Re-attending between 3 & 9 months - Children	198	331	59.8%	60.7%	60.2%	57.4%
% of FP17s for the same patient ID Re-attending between 3 & 9 months - Adults	534	881	60.6%	52.7%	52.0%	50.5%
% of FP17s for Band 1 Urgent Courses	42	754	5.6%	9.6%	9.4%	9.1%
% of FP17s Relating to Free Repair or Replacements	5	754	0.7%	0.7%	0.7%	0.8%
% of FP17s Relating to Continuations	0	754	0.0%	1.3%	1.2%	1.3%
% of Patients satisfied with the dentistry they have received	2	2	N/A	91.6%	93.6%	93.2%
% of Patients satisfied with the time they had to wait for an appointment	1	2	N/A	87.7%	89.1%	89.0%

\* This is based on patients treated on this contract for their most recent course of treatment. Figures in italics indicate the base number of FP17s or Patient Questionnaire responses are less than 100. N/A is shown where the base number of responses is less than 10 during the period. % is calculated as Quantity/Base number\*100

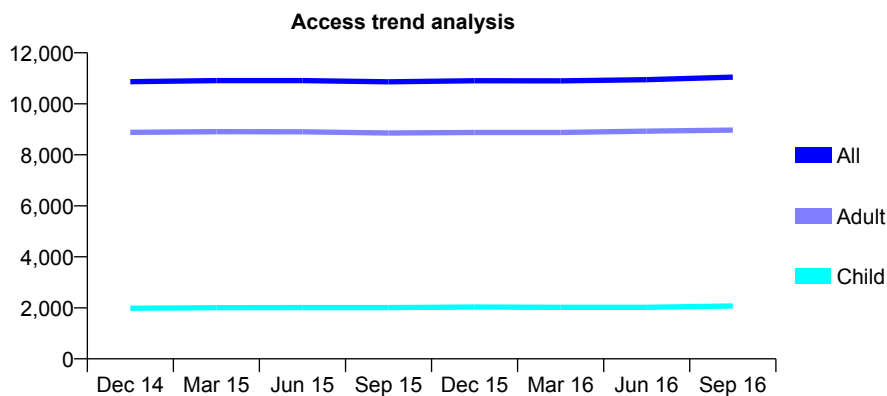
## Q70 - Vital Signs At a Glance Contract Report for 755648/0001 - September 2016

Name or company name	MR SM SHILLAKER
Contract type name	GDS Contract
Purpose of contract	General
Contract start date	01/04/2006
Contract end date	

16/17 Contracted general activity (UDA)	29,511
Carry forward general activity (UDA)	0
16/17 Contracted orthodontic activity (UOA)	0
Carry forward orthodontic activity (UOA)	0
Baseline contract value	£757,666.57

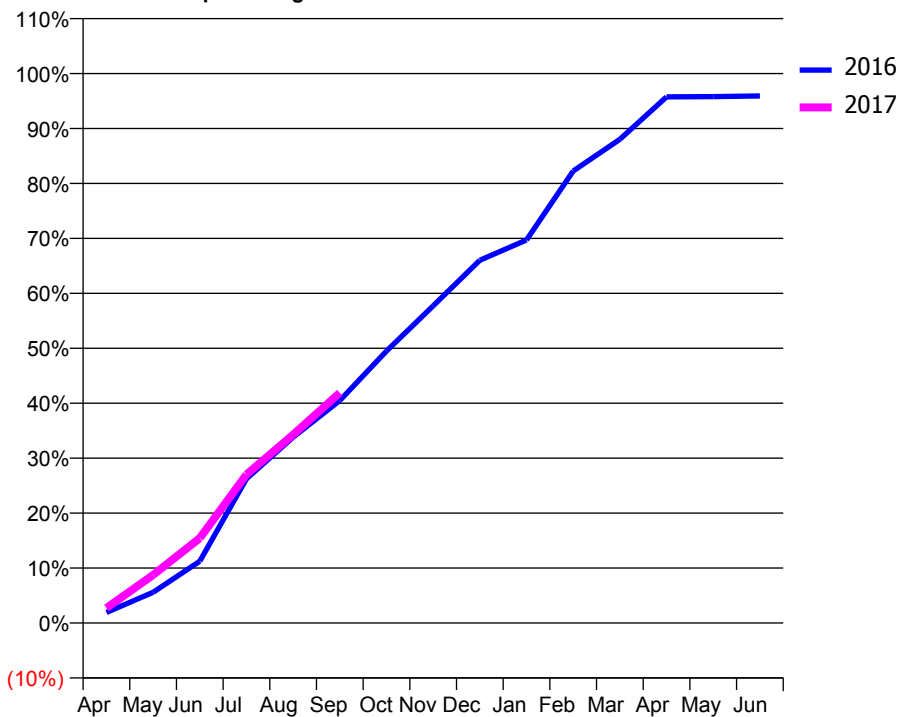
### ACCESS\*

Patients seen in 24 months	Total	Change since previous quarter
Quarter ending September 2015	10,863	
Quarter ending December 2015	10,903	→
Quarter ending March 2016	10,901	→
Quarter ending June 2016	10,949	→
Quarter ending September 2016	11,044	→
<b>Variance since September 2015</b>	<b>1.7%</b>	<b>→</b>



### ACTIVITY

Cumulative percentage of contracted UDA delivered 2016 & 2017



Month	Adjusted Scheduled Activity (UDA)	
	2016	2017
April	568	803
May	1,651	2,579
June	3,317	4,555
July	7,742	7,975
August	9,976	10,114
September	11,948	12,365
October	14,607	
November	17,032	
December	19,480	
January	20,572	
February	24,272	
March	25,977	
April	28,254	
May	28,268	
June	28,308	

### QUALITY

	Quantity	Base Number	Contract	AT	Region	England
% of FP17s for the same patient ID Re-attending within 3 months - Children	91	1,825	5.0%	10.3%	11.8%	12.4%
% of FP17s for the same patient ID Re-attending within 3 months - Adults	858	6,915	12.4%	15.1%	16.6%	16.7%
% of FP17s for the same patient ID Re-attending between 3 & 9 months - Children	1,231	1,825	67.5%	60.7%	60.2%	57.4%
% of FP17s for the same patient ID Re-attending between 3 & 9 months - Adults	3,559	6,915	51.5%	52.7%	52.0%	50.5%
% of FP17s for Band 1 Urgent Courses	552	7,049	7.8%	9.6%	9.4%	9.1%
% of FP17s Relating to Free Repair or Replacements	43	7,049	0.6%	0.7%	0.7%	0.8%
% of FP17s Relating to Continuations	91	7,049	1.3%	1.3%	1.2%	1.3%
% of Patients satisfied with the dentistry they have received	10	11	90.9%	91.6%	93.6%	93.2%
% of Patients satisfied with the time they had to wait for an appointment	11	11	100.0%	87.7%	89.1%	89.0%

\* This is based on patients treated on this contract for their most recent course of treatment. Figures in italics indicate the base number of FP17s or Patient Questionnaire responses are less than 100. N/A is shown where the base number of responses is less than 10 during the period. % is calculated as Quantity/Base number\*100

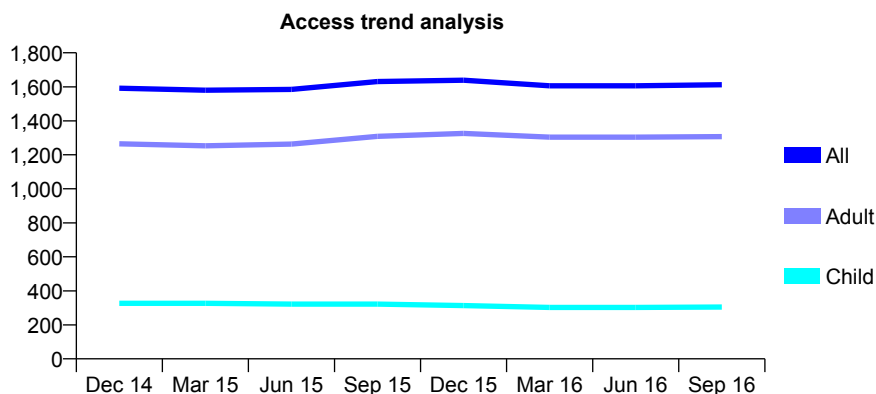
## Q70 - Vital Signs At a Glance Contract Report for 765201/0001 - September 2016

Name or company name	MR A SHENYAN
Contract type name	GDS Contract
Purpose of contract	General
Contract start date	01/04/2006
Contract end date	

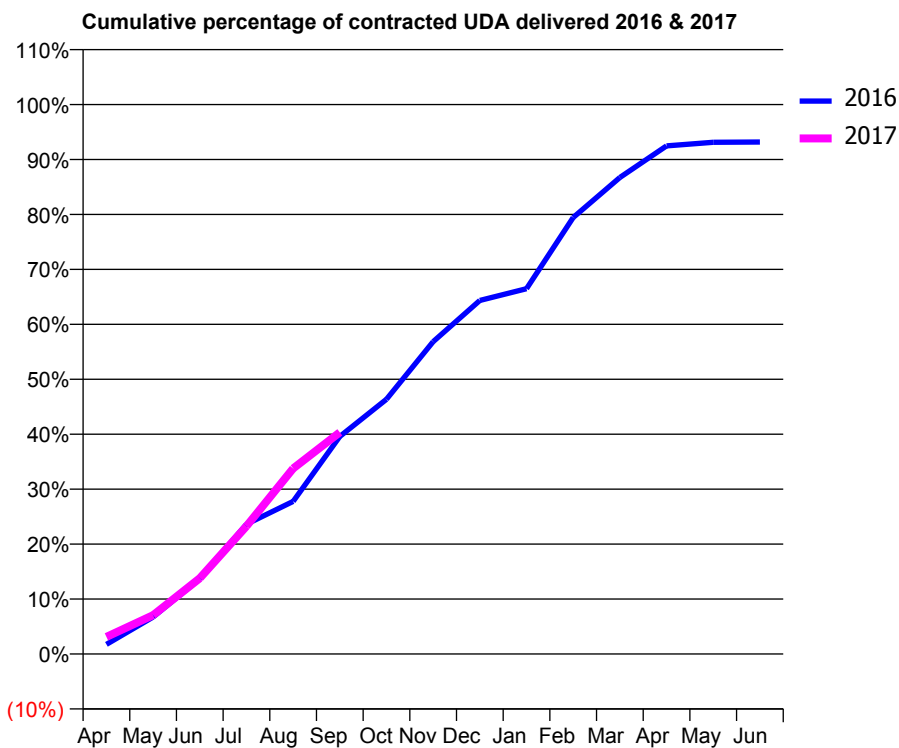
16/17 Contracted general activity (UDA)	7,650
Carry forward general activity (UDA)	0
16/17 Contracted orthodontic activity (UOA)	0
Carry forward orthodontic activity (UOA)	0
Baseline contract value	£209,483.18

### ACCESS\*

Patients seen in 24 months	Total	Change since previous quarter
Quarter ending September 2015	1,631	
Quarter ending December 2015	1,639	→
Quarter ending March 2016	1,606	↓
Quarter ending June 2016	1,606	→
Quarter ending September 2016	1,612	→
<b>Variance since September 2015</b>	<b>(1.2%)</b>	<b>↓</b>



### ACTIVITY



Month	Adjusted Scheduled Activity (UDA)	
	2016	2017
April	135	238
May	516	541
June	1,049	1,055
July	1,807	1,779
August	2,126	2,584
September	3,029	3,086
October	3,546	
November	4,348	
December	4,922	
January	5,085	
February	6,076	
March	6,635	
April	7,074	
May	7,123	
June	7,127	

### QUALITY

	Quantity	Base Number	Contract	AT	Region	England
% of FP17s for the same patient ID Re-attending within 3 months - Children	11	225	4.9%	10.3%	11.8%	12.4%
% of FP17s for the same patient ID Re-attending within 3 months - Adults	153	960	15.9%	15.1%	16.6%	16.7%
% of FP17s for the same patient ID Re-attending between 3 & 9 months - Children	131	225	58.2%	60.7%	60.2%	57.4%
% of FP17s for the same patient ID Re-attending between 3 & 9 months - Adults	537	960	55.9%	52.7%	52.0%	50.5%
% of FP17s for Band 1 Urgent Courses	45	1,062	4.2%	9.6%	9.4%	9.1%
% of FP17s Relating to Free Repair or Replacements	24	1,062	2.3%	0.7%	0.7%	0.8%
% of FP17s Relating to Continuations	20	1,062	1.9%	1.3%	1.2%	1.3%
% of Patients satisfied with the dentistry they have received	2	2	N/A	91.6%	93.6%	93.2%
% of Patients satisfied with the time they had to wait for an appointment	2	2	N/A	87.7%	89.1%	89.0%

\* This is based on patients treated on this contract for their most recent course of treatment. Figures in italics indicate the base number of FP17s or Patient Questionnaire responses are less than 100. N/A is shown where the base number of responses is less than 10 during the period. % is calculated as Quantity/Base number\*100

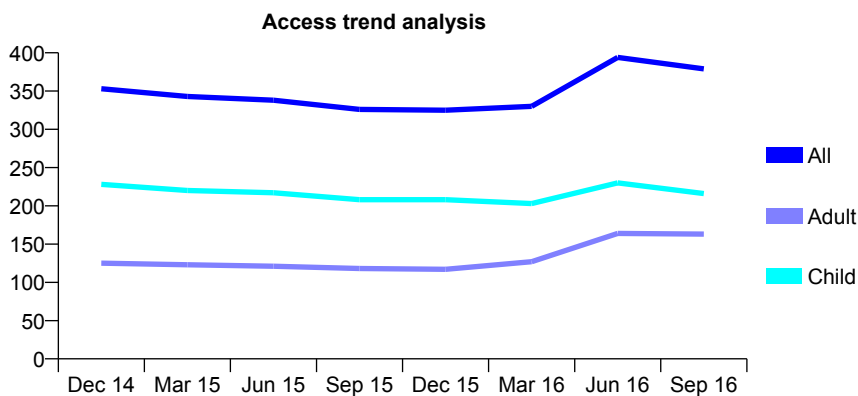
## Q70 - Vital Signs At a Glance Contract Report for 766542/0001 - September 2016

Name or company name	MISS LJ PEARCE
Contract type name	GDS Contract
Purpose of contract	General
Contract start date	01/04/2006
Contract end date	

16/17 Contracted general activity (UDA)	800
Carry forward general activity (UDA)	12
16/17 Contracted orthodontic activity (UOA)	0
Carry forward orthodontic activity (UOA)	0
Baseline contract value	£17,959.28

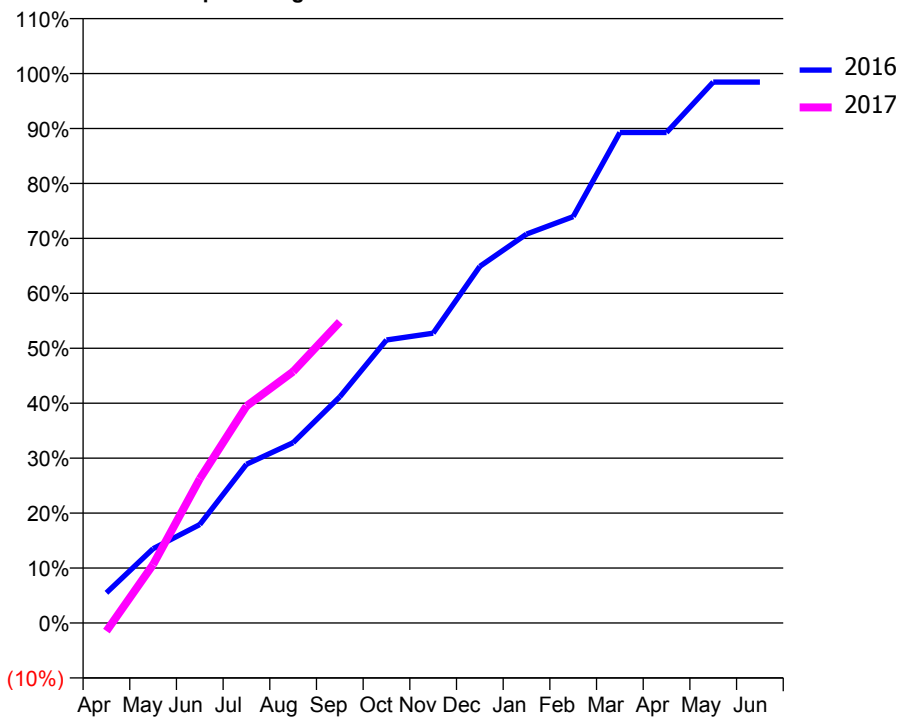
### ACCESS\*

Patients seen in 24 months	Total	Change since previous quarter
Quarter ending September 2015	326	
Quarter ending December 2015	325	→
Quarter ending March 2016	330	→
Quarter ending June 2016	394	↑
Quarter ending September 2016	379	↓
<b>Variance since September 2015</b>	<b>16.3%</b>	<b>↑</b>



### ACTIVITY

Cumulative percentage of contracted UDA delivered 2016 & 2017



Adjusted Scheduled Activity (UDA)

Month	2016	2017
April	44	-12
May	108	85
June	143	210
July	231	316
August	263	366
September	329	438
October	412	
November	422	
December	519	
January	566	
February	592	
March	714	
April	714	
May	788	
June	788	

### QUALITY

	Quantity	Base Number	Contract	AT	Region	England
% of FP17s for the same patient ID Re-attending within 3 months - Children	20	225	8.9%	10.3%	11.8%	12.4%
% of FP17s for the same patient ID Re-attending within 3 months - Adults	25	136	18.4%	15.1%	16.6%	16.7%
% of FP17s for the same patient ID Re-attending between 3 & 9 months - Children	128	225	56.9%	60.7%	60.2%	57.4%
% of FP17s for the same patient ID Re-attending between 3 & 9 months - Adults	43	136	31.6%	52.7%	52.0%	50.5%
% of FP17s for Band 1 Urgent Courses	12	310	3.9%	9.6%	9.4%	9.1%
% of FP17s Relating to Free Repair or Replacements	0	310	0.0%	0.7%	0.7%	0.8%
% of FP17s Relating to Continuations	6	310	1.9%	1.3%	1.2%	1.3%
% of Patients satisfied with the dentistry they have received	1	1	N/A	91.6%	93.6%	93.2%
% of Patients satisfied with the time they had to wait for an appointment	1	1	N/A	87.7%	89.1%	89.0%

\* This is based on patients treated on this contract for their most recent course of treatment. Figures in italics indicate the base number of FP17s or Patient Questionnaire responses are less than 100. N/A is shown where the base number of responses is less than 10 during the period. % is calculated as Quantity/Base number\*100



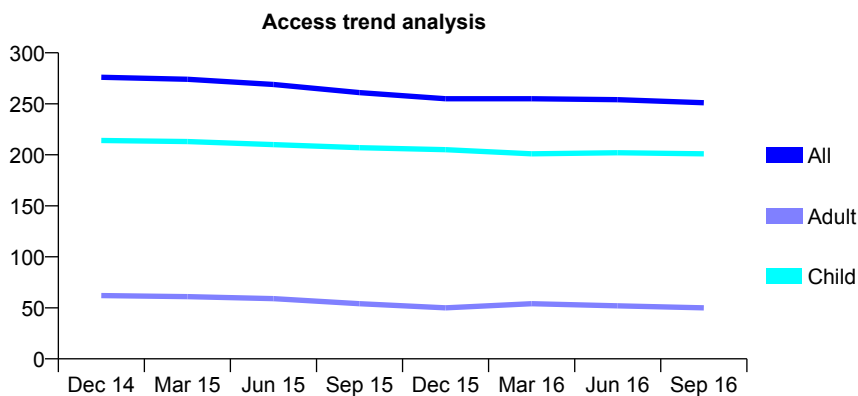
## Q70 - Vital Signs At a Glance Contract Report for 769797/0001 - September 2016

Name or company name	MR FJ PEROLD
Contract type name	GDS Contract
Purpose of contract	General
Contract start date	01/04/2006
Contract end date	

16/17 Contracted general activity (UDA)	600
Carry forward general activity (UDA)	0
16/17 Contracted orthodontic activity (UOA)	0
Carry forward orthodontic activity (UOA)	0
Baseline contract value	£13,526.76

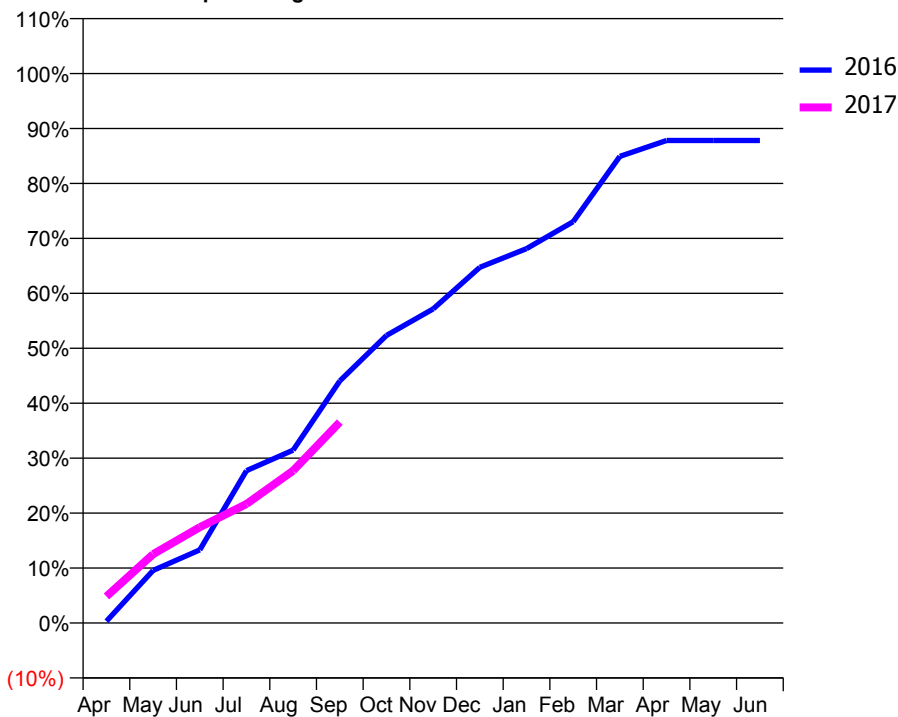
### ACCESS\*

Patients seen in 24 months	Total	Change since previous quarter
Quarter ending September 2015	261	
Quarter ending December 2015	255	↓
Quarter ending March 2016	255	→
Quarter ending June 2016	254	→
Quarter ending September 2016	251	↓
<b>Variance since September 2015</b>	<b>(3.8%)</b>	<b>↓</b>



### ACTIVITY

Cumulative percentage of contracted UDA delivered 2016 & 2017



Adjusted Scheduled Activity (UDA)

Month	2016	2017
April	2	29
May	57	75
June	80	105
July	166	130
August	189	166
September	264	219
October	314	
November	343	
December	388	
January	409	
February	438	
March	510	
April	527	
May	527	
June	527	

### QUALITY

	Quantity	Base Number	Contract	AT	Region	England
% of FP17s for the same patient ID Re-attending within 3 months - Children	9	180	5.0%	10.3%	11.8%	12.4%
% of FP17s for the same patient ID Re-attending within 3 months - Adults	1	11	9.1%	15.1%	16.6%	16.7%
% of FP17s for the same patient ID Re-attending between 3 & 9 months - Children	135	180	75.0%	60.7%	60.2%	57.4%
% of FP17s for the same patient ID Re-attending between 3 & 9 months - Adults	7	11	63.6%	52.7%	52.0%	50.5%
% of FP17s for Band 1 Urgent Courses	7	178	3.9%	9.6%	9.4%	9.1%
% of FP17s Relating to Free Repair or Replacements	0	178	0.0%	0.7%	0.7%	0.8%
% of FP17s Relating to Continuations	0	178	0.0%	1.3%	1.2%	1.3%
% of Patients satisfied with the dentistry they have received	1	1	N/A	91.6%	93.6%	93.2%
% of Patients satisfied with the time they had to wait for an appointment	1	1	N/A	87.7%	89.1%	89.0%

\* This is based on patients treated on this contract for their most recent course of treatment. Figures in italics indicate the base number of FP17s or Patient Questionnaire responses are less than 100. N/A is shown where the base number of responses is less than 10 during the period. % is calculated as Quantity/Base number\*100

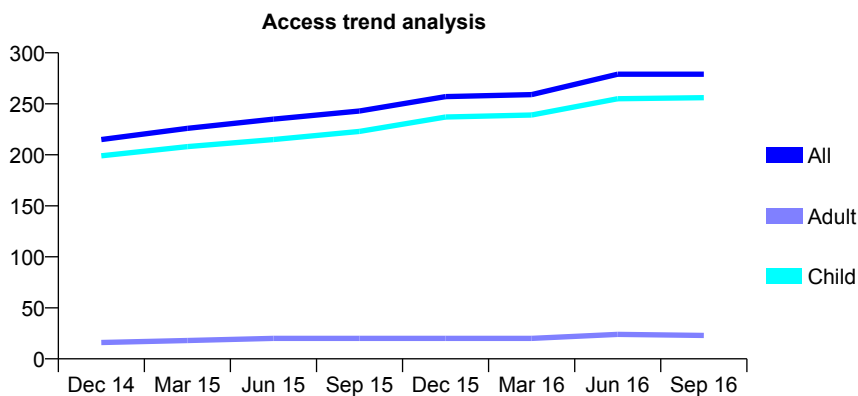
## Q70 - Vital Signs At a Glance Contract Report for 801550/0001 - September 2016

Name or company name	MR PJ MERRITT
Contract type name	GDS Contract
Purpose of contract	General
Contract start date	01/04/2006
Contract end date	

16/17 Contracted general activity (UDA)	640
Carry forward general activity (UDA)	-7
16/17 Contracted orthodontic activity (UOA)	0
Carry forward orthodontic activity (UOA)	0
Baseline contract value	£14,552.26

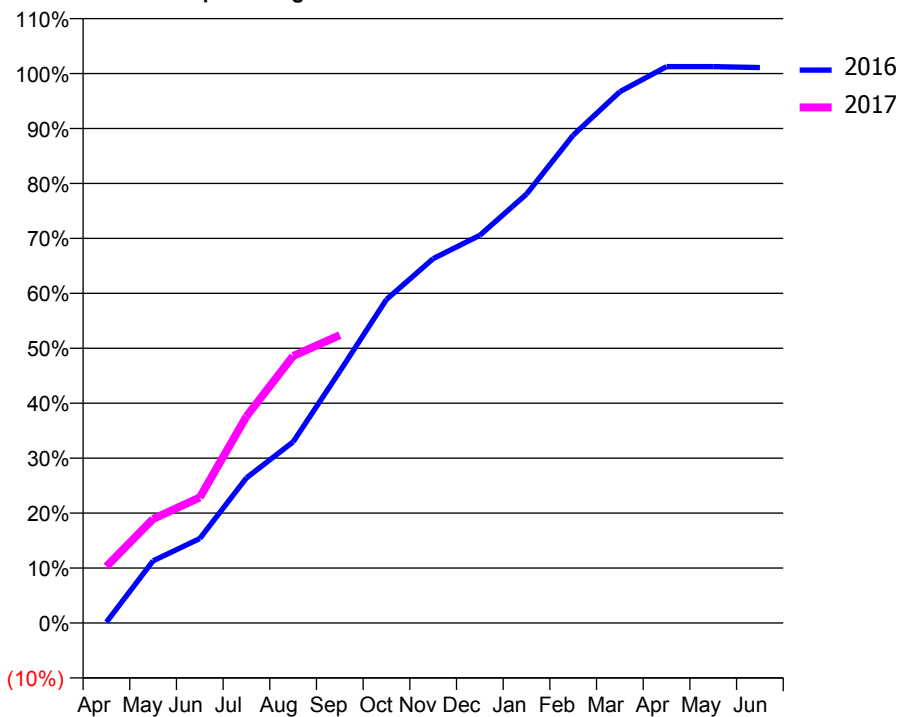
### ACCESS\*

Patients seen in 24 months	Total	Change since previous quarter
Quarter ending September 2015	243	
Quarter ending December 2015	257	↑
Quarter ending March 2016	259	→
Quarter ending June 2016	279	↑
Quarter ending September 2016	279	→
<b>Variance since September 2015</b>	<b>14.8%</b>	<b>↑</b>



### ACTIVITY

Cumulative percentage of contracted UDA delivered 2016 & 2017



Month	2016	2017
April	1	66
May	72	121
June	98	146
July	169	241
August	211	311
September	293	335
October	377	
November	424	
December	452	
January	500	
February	568	
March	619	
April	648	
May	648	
June	647	

### QUALITY

	Quantity	Base Number	Contract	AT	Region	England
% of FP17s for the same patient ID Re-attending within 3 months - Children	16	215	7.4%	10.3%	11.8%	12.4%
% of FP17s for the same patient ID Re-attending within 3 months - Adults	0	1	0.0%	15.1%	16.6%	16.7%
% of FP17s for the same patient ID Re-attending between 3 & 9 months - Children	131	215	60.9%	60.7%	60.2%	57.4%
% of FP17s for the same patient ID Re-attending between 3 & 9 months - Adults	1	1	100.0%	52.7%	52.0%	50.5%
% of FP17s for Band 1 Urgent Courses	6	197	3.0%	9.6%	9.4%	9.1%
% of FP17s Relating to Free Repair or Replacements	0	197	0.0%	0.7%	0.7%	0.8%
% of FP17s Relating to Continuations	0	197	0.0%	1.3%	1.2%	1.3%
% of Patients satisfied with the dentistry they have received	1	1	N/A	91.6%	93.6%	93.2%
% of Patients satisfied with the time they had to wait for an appointment	1	1	N/A	87.7%	89.1%	89.0%

\* This is based on patients treated on this contract for their most recent course of treatment. Figures in italics indicate the base number of FP17s or Patient Questionnaire responses are less than 100. N/A is shown where the base number of responses is less than 10 during the period. % is calculated as Quantity/Base number\*100

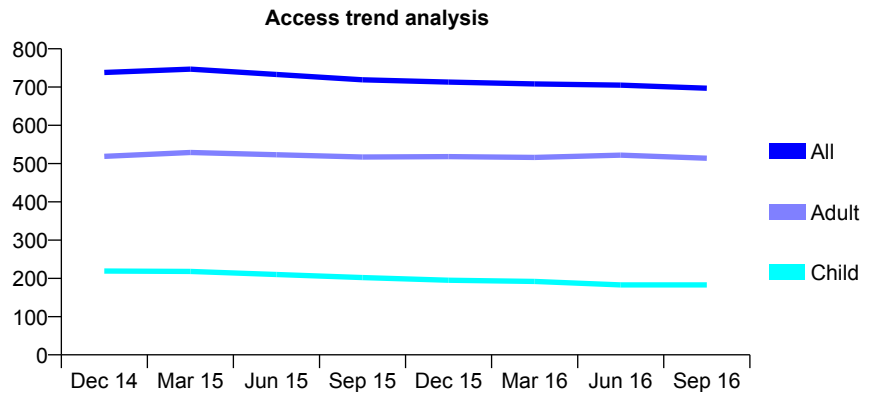
## Q70 - Vital Signs At a Glance Contract Report for 801623/0001 - September 2016

Name or company name	Arbour Dental Practice
Contract type name	GDS Contract
Purpose of contract	General
Contract start date	01/04/2006
Contract end date	

16/17 Contracted general activity (UDA)	2,360
Carry forward general activity (UDA)	5
16/17 Contracted orthodontic activity (UOA)	0
Carry forward orthodontic activity (UOA)	0
Baseline contract value	£55,124.11

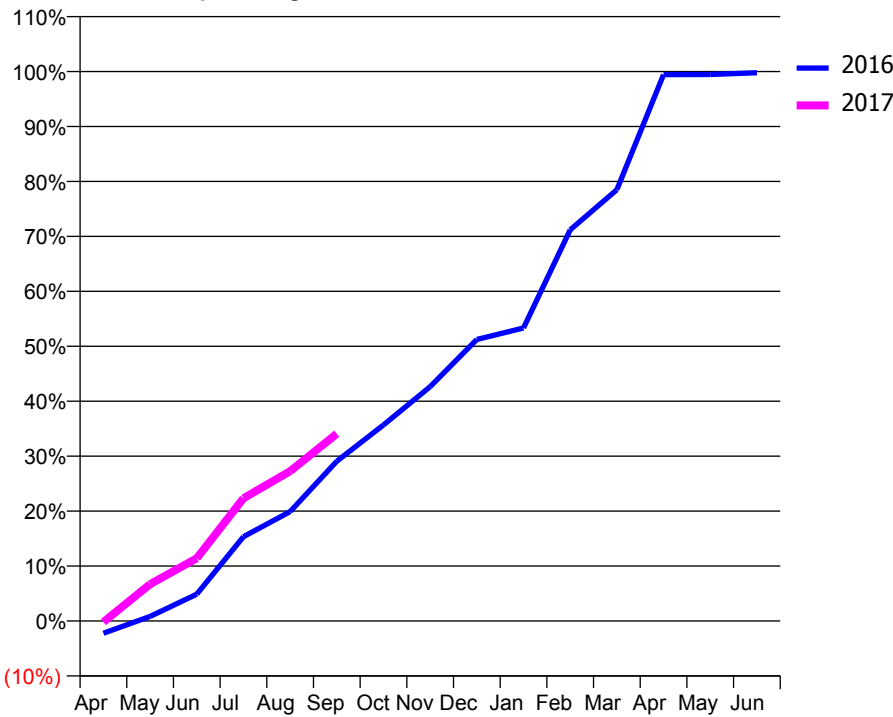
### ACCESS\*

Patients seen in 24 months	Total	Change since previous quarter
Quarter ending September 2015	719	
Quarter ending December 2015	713	→
Quarter ending March 2016	708	→
Quarter ending June 2016	705	→
Quarter ending September 2016	697	↓
<b>Variance since September 2015</b>	<b>(3.1%)</b>	<b>↓</b>



### ACTIVITY

Cumulative percentage of contracted UDA delivered 2016 & 2017



Month	Adjusted Scheduled Activity (UDA)	
	2016	2017
April	-53	-5
May	20	158
June	115	270
July	362	527
August	470	644
September	686	804
October	842	
November	1,006	
December	1,209	
January	1,258	
February	1,680	
March	1,853	
April	2,346	
May	2,347	
June	2,354	

### QUALITY

	Quantity	Base Number	Contract	AT	Region	England
% of FP17s for the same patient ID Re-attending within 3 months - Children	7	127	5.5%	10.3%	11.8%	12.4%
% of FP17s for the same patient ID Re-attending within 3 months - Adults	73	390	18.7%	15.1%	16.6%	16.7%
% of FP17s for the same patient ID Re-attending between 3 & 9 months - Children	88	127	69.3%	60.7%	60.2%	57.4%
% of FP17s for the same patient ID Re-attending between 3 & 9 months - Adults	223	390	57.2%	52.7%	52.0%	50.5%
% of FP17s for Band 1 Urgent Courses	22	375	5.9%	9.6%	9.4%	9.1%
% of FP17s Relating to Free Repair or Replacements	5	375	1.3%	0.7%	0.7%	0.8%
% of FP17s Relating to Continuations	7	375	1.9%	1.3%	1.2%	1.3%
% of Patients satisfied with the dentistry they have received	2	3	N/A	91.6%	93.6%	93.2%
% of Patients satisfied with the time they had to wait for an appointment	2	3	N/A	87.7%	89.1%	89.0%

\* This is based on patients treated on this contract for their most recent course of treatment. Figures in italics indicate the base number of FP17s or Patient Questionnaire responses are less than 100. N/A is shown where the base number of responses is less than 10 during the period. % is calculated as Quantity/Base number\*100

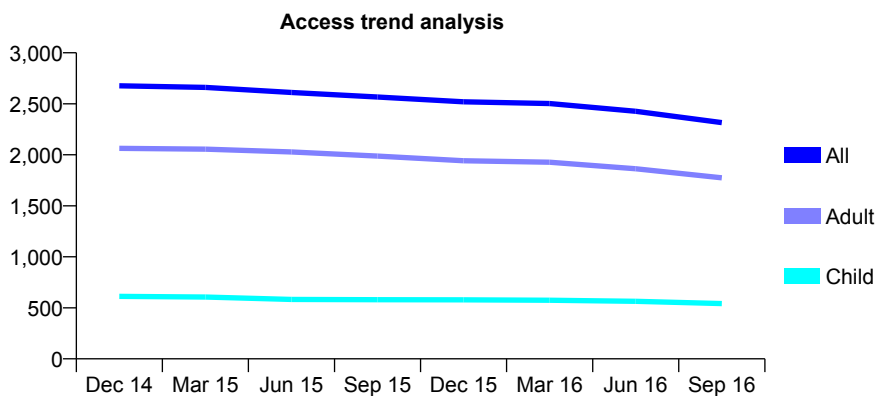
## Q70 - Vital Signs At a Glance Contract Report for 804568/0001 - September 2016

Name or company name	MR SA WALKER
Contract type name	GDS Contract
Purpose of contract	General
Contract start date	01/04/2006
Contract end date	

16/17 Contracted general activity (UDA)	8,477
Carry forward general activity (UDA)	0
16/17 Contracted orthodontic activity (UOA)	0
Carry forward orthodontic activity (UOA)	0
Baseline contract value	£213,259.36

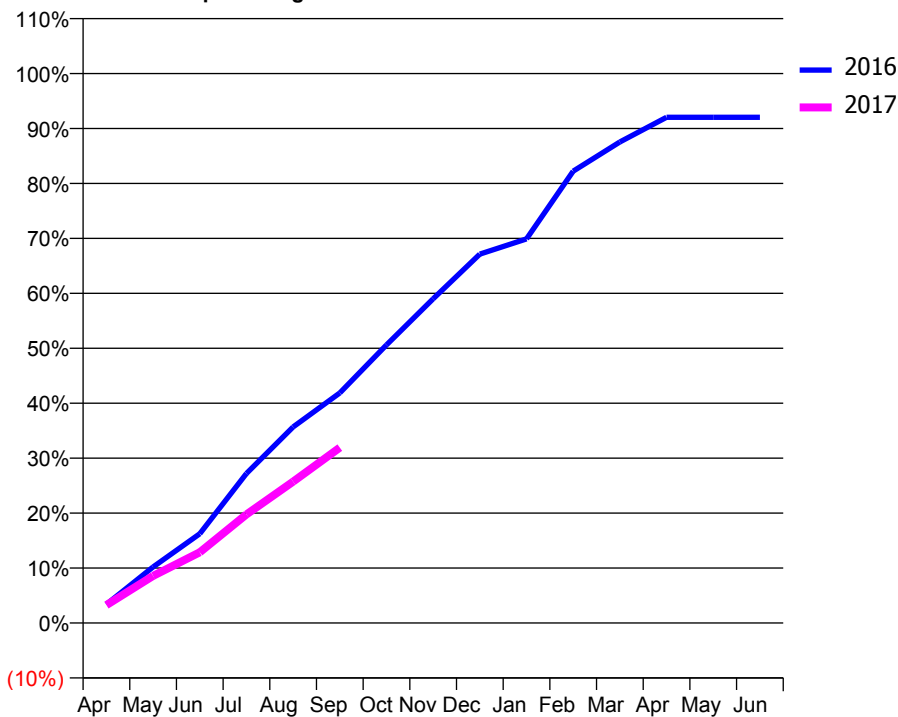
### ACCESS\*

Patients seen in 24 months	Total	Change since previous quarter
Quarter ending September 2015	2,567	
Quarter ending December 2015	2,520	↓
Quarter ending March 2016	2,503	→
Quarter ending June 2016	2,427	↓
Quarter ending September 2016	2,316	↓
<b>Variance since September 2015</b>	<b>(9.8%)</b>	<b>↓</b>



### ACTIVITY

Cumulative percentage of contracted UDA delivered 2016 & 2017



Adjusted Scheduled Activity (UDA)

Month	2016	2017
April	288	276
May	866	728
June	1,377	1,090
July	2,306	1,675
August	3,024	2,182
September	3,549	2,706
October	4,290	
November	5,003	
December	5,690	
January	5,925	
February	6,971	
March	7,421	
April	7,802	
May	7,802	
June	7,802	

### QUALITY

	Quantity	Base Number	Contract	AT	Region	England
% of FP17s for the same patient ID Re-attending within 3 months - Children	36	455	7.9%	10.3%	11.8%	12.4%
% of FP17s for the same patient ID Re-attending within 3 months - Adults	212	1,355	15.6%	15.1%	16.6%	16.7%
% of FP17s for the same patient ID Re-attending between 3 & 9 months - Children	327	455	71.9%	60.7%	60.2%	57.4%
% of FP17s for the same patient ID Re-attending between 3 & 9 months - Adults	912	1,355	67.3%	52.7%	52.0%	50.5%
% of FP17s for Band 1 Urgent Courses	122	1,626	7.5%	9.6%	9.4%	9.1%
% of FP17s Relating to Free Repair or Replacements	18	1,626	1.1%	0.7%	0.7%	0.8%
% of FP17s Relating to Continuations	21	1,626	1.3%	1.3%	1.2%	1.3%
% of Patients satisfied with the dentistry they have received	0	1	N/A	91.6%	93.6%	93.2%
% of Patients satisfied with the time they had to wait for an appointment	1	1	N/A	87.7%	89.1%	89.0%

\* This is based on patients treated on this contract for their most recent course of treatment. Figures in italics indicate the base number of FP17s or Patient Questionnaire responses are less than 100. N/A is shown where the base number of responses is less than 10 during the period. % is calculated as Quantity/Base number\*100

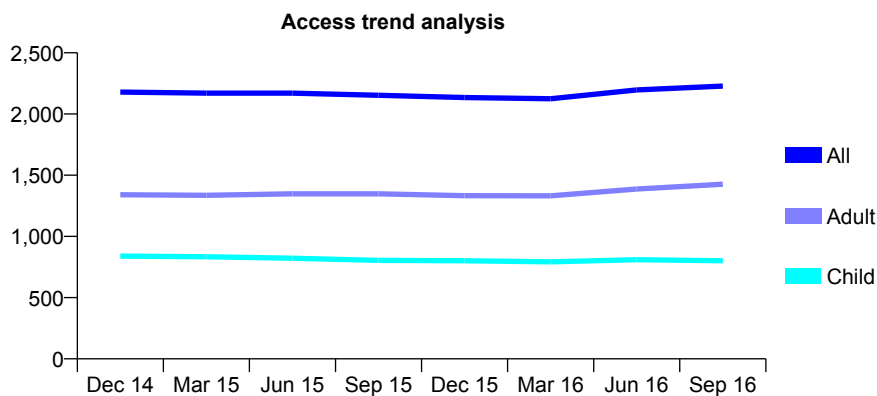
## Q70 - Vital Signs At a Glance Contract Report for 810274/0001 - September 2016

Name or company name	MR TN DAVIES
Contract type name	GDS Contract
Purpose of contract	General
Contract start date	01/04/2006
Contract end date	

16/17 Contracted general activity (UDA)	4,857
Carry forward general activity (UDA)	36
16/17 Contracted orthodontic activity (UOA)	0
Carry forward orthodontic activity (UOA)	0
Baseline contract value	£116,980.48

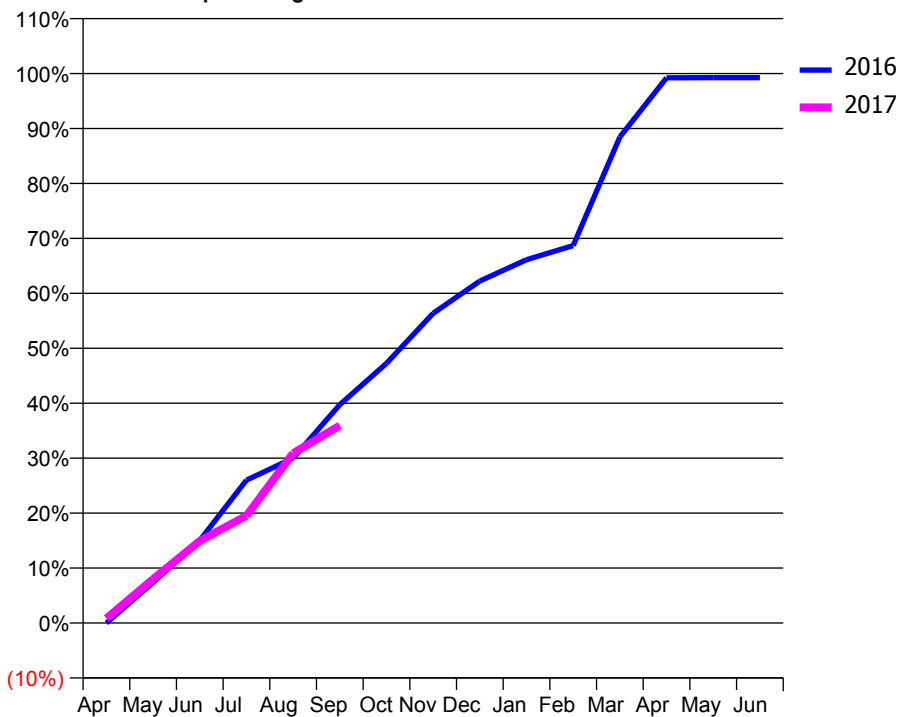
### ACCESS\*

Patients seen in 24 months	Total	Change since previous quarter
Quarter ending September 2015	2,153	
Quarter ending December 2015	2,134	→
Quarter ending March 2016	2,125	→
Quarter ending June 2016	2,197	↑
Quarter ending September 2016	2,228	→
<b>Variance since September 2015</b>	<b>3.5%</b>	<b>↑</b>



### ACTIVITY

Cumulative percentage of contracted UDA delivered 2016 & 2017



Month	Adjusted Scheduled Activity (UDA)	
	2016	2017
April	0	40
May	359	388
June	730	725
July	1,263	948
August	1,458	1,501
September	1,930	1,745
October	2,295	
November	2,737	
December	3,023	
January	3,212	
February	3,336	
March	4,295	
April	4,819	
May	4,820	
June	4,820	

### QUALITY

	Quantity	Base Number	Contract	AT	Region	England
% of FP17s for the same patient ID Re-attending within 3 months - Children	46	673	6.8%	10.3%	11.8%	12.4%
% of FP17s for the same patient ID Re-attending within 3 months - Adults	153	1,133	13.5%	15.1%	16.6%	16.7%
% of FP17s for the same patient ID Re-attending between 3 & 9 months - Children	474	673	70.4%	60.7%	60.2%	57.4%
% of FP17s for the same patient ID Re-attending between 3 & 9 months - Adults	667	1,133	58.9%	52.7%	52.0%	50.5%
% of FP17s for Band 1 Urgent Courses	43	1,044	4.1%	9.6%	9.4%	9.1%
% of FP17s Relating to Free Repair or Replacements	6	1,044	0.6%	0.7%	0.7%	0.8%
% of FP17s Relating to Continuations	9	1,044	0.9%	1.3%	1.2%	1.3%
% of Patients satisfied with the dentistry they have received	1	1	N/A	91.6%	93.6%	93.2%
% of Patients satisfied with the time they had to wait for an appointment	1	1	N/A	87.7%	89.1%	89.0%

\* This is based on patients treated on this contract for their most recent course of treatment. Figures in italics indicate the base number of FP17s or Patient Questionnaire responses are less than 100. N/A is shown where the base number of responses is less than 10 during the period. % is calculated as Quantity/Base number\*100

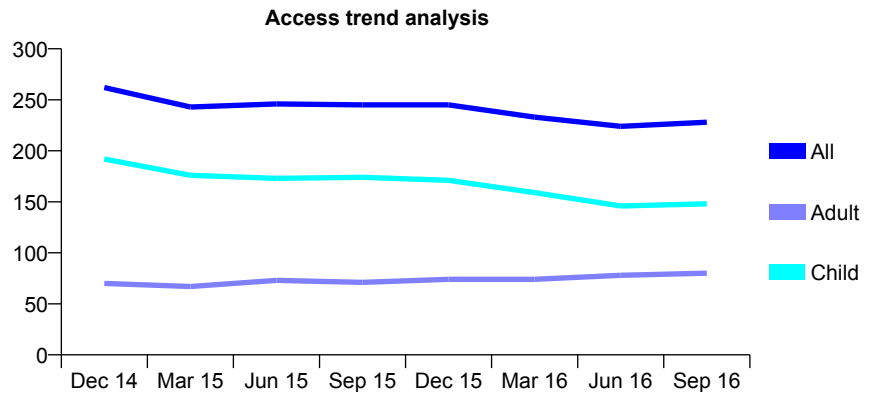
## Q70 - Vital Signs At a Glance Contract Report for 811335/0001 - September 2016

Name or company name	MR R HERRON
Contract type name	GDS Contract
Purpose of contract	General
Contract start date	01/04/2006
Contract end date	

16/17 Contracted general activity (UDA)	400
Carry forward general activity (UDA)	-1
16/17 Contracted orthodontic activity (UOA)	0
Carry forward orthodontic activity (UOA)	0
Baseline contract value	£9,698.11

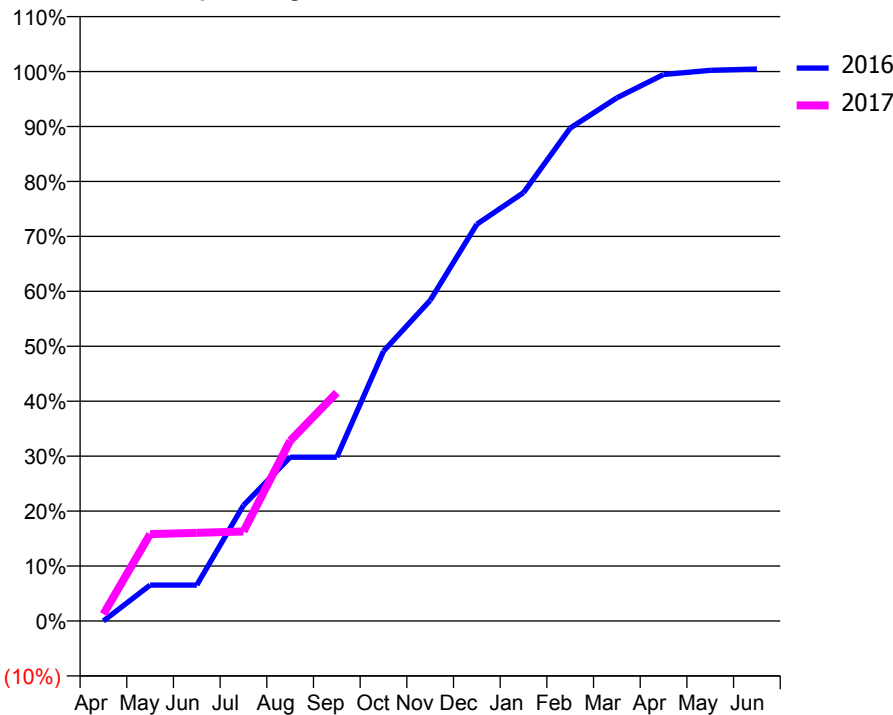
### ACCESS\*

Patients seen in 24 months	Total	Change since previous quarter
Quarter ending September 2015	245	
Quarter ending December 2015	245	→
Quarter ending March 2016	233	↓
Quarter ending June 2016	224	↓
Quarter ending September 2016	228	→
<b>Variance since September 2015</b>	<b>(6.9%)</b>	<b>↓</b>



### ACTIVITY

Cumulative percentage of contracted UDA delivered 2016 & 2017



Month	Adjusted Scheduled Activity (UDA)	
	2016	2017
April	0	5
May	26	63
June	26	64
July	84	65
August	119	131
September	119	166
October	196	
November	233	
December	289	
January	312	
February	359	
March	381	
April	398	
May	401	
June	402	

### QUALITY

	Quantity	Base Number	Contract	AT	Region	England
% of FP17s for the same patient ID Re-attending within 3 months - Children	1	100	1.0%	10.3%	11.8%	12.4%
% of FP17s for the same patient ID Re-attending within 3 months - Adults	2	28	7.1%	15.1%	16.6%	16.7%
% of FP17s for the same patient ID Re-attending between 3 & 9 months - Children	52	100	52.0%	60.7%	60.2%	57.4%
% of FP17s for the same patient ID Re-attending between 3 & 9 months - Adults	15	28	53.6%	52.7%	52.0%	50.5%
% of FP17s for Band 1 Urgent Courses	1	106	0.9%	9.6%	9.4%	9.1%
% of FP17s Relating to Free Repair or Replacements	0	106	0.0%	0.7%	0.7%	0.8%
% of FP17s Relating to Continuations	0	106	0.0%	1.3%	1.2%	1.3%
% of Patients satisfied with the dentistry they have received	0	0	N/A	91.6%	93.6%	93.2%
% of Patients satisfied with the time they had to wait for an appointment	0	0	N/A	87.7%	89.1%	89.0%

\* This is based on patients treated on this contract for their most recent course of treatment. Figures in italics indicate the base number of FP17s or Patient Questionnaire responses are less than 100. N/A is shown where the base number of responses is less than 10 during the period. % is calculated as Quantity/Base number\*100

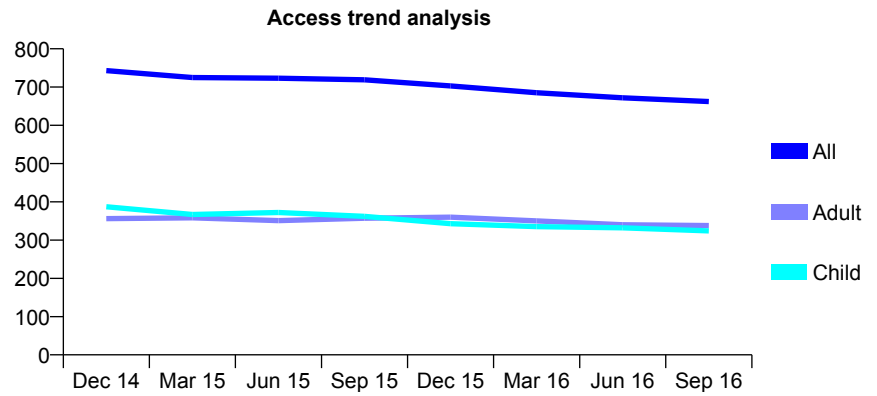
## Q70 - Vital Signs At a Glance Contract Report for 813044/0001 - September 2016

Name or company name	MR SJ BABER
Contract type name	GDS Contract
Purpose of contract	General
Contract start date	01/04/2006
Contract end date	

16/17 Contracted general activity (UDA)	1,900
Carry forward general activity (UDA)	0
16/17 Contracted orthodontic activity (UOA)	0
Carry forward orthodontic activity (UOA)	0
Baseline contract value	£49,280.73

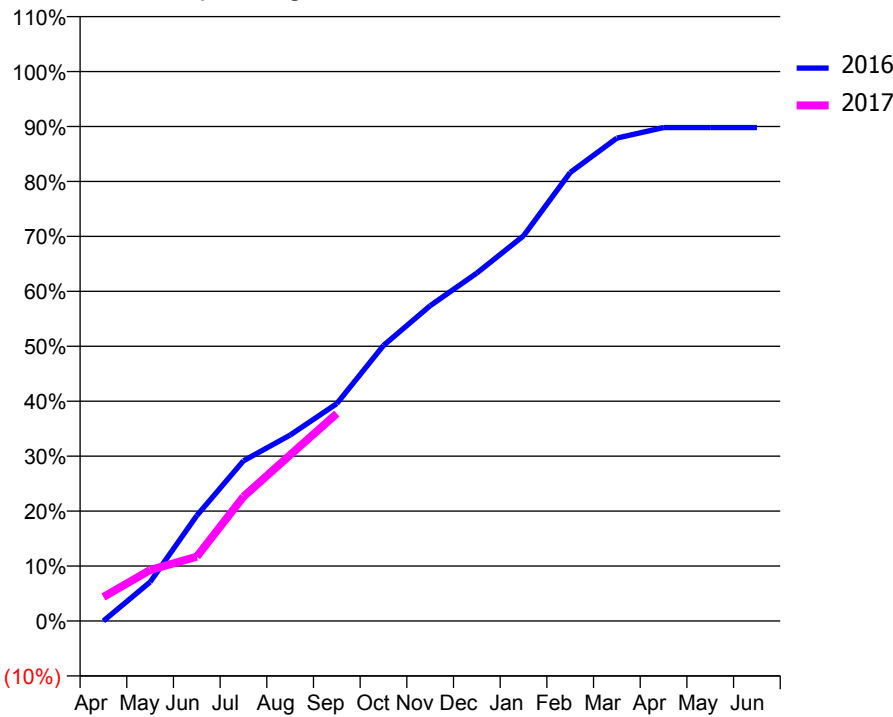
### ACCESS\*

Patients seen in 24 months	Total	Change since previous quarter
Quarter ending September 2015	719	
Quarter ending December 2015	703	↓
Quarter ending March 2016	685	↓
Quarter ending June 2016	672	↓
Quarter ending September 2016	662	↓
<b>Variance since September 2015</b>	<b>(7.9%)</b>	<b>↓</b>



### ACTIVITY

Cumulative percentage of contracted UDA delivered 2016 & 2017



Month	Adjusted Scheduled Activity (UDA)	
	2016	2017
April	0	83
May	135	176
June	365	223
July	554	430
August	643	574
September	752	717
October	953	
November	1,090	
December	1,203	
January	1,332	
February	1,551	
March	1,670	
April	1,706	
May	1,706	
June	1,706	

### QUALITY

	Quantity	Base Number	Contract	AT	Region	England
% of FP17s for the same patient ID Re-attending within 3 months - Children	27	324	8.3%	10.3%	11.8%	12.4%
% of FP17s for the same patient ID Re-attending within 3 months - Adults	18	213	8.5%	15.1%	16.6%	16.7%
% of FP17s for the same patient ID Re-attending between 3 & 9 months - Children	250	324	77.2%	60.7%	60.2%	57.4%
% of FP17s for the same patient ID Re-attending between 3 & 9 months - Adults	145	213	68.1%	52.7%	52.0%	50.5%
% of FP17s for Band 1 Urgent Courses	30	502	6.0%	9.6%	9.4%	9.1%
% of FP17s Relating to Free Repair or Replacements	0	502	0.0%	0.7%	0.7%	0.8%
% of FP17s Relating to Continuations	6	502	1.2%	1.3%	1.2%	1.3%
% of Patients satisfied with the dentistry they have received	0	0	N/A	91.6%	93.6%	93.2%
% of Patients satisfied with the time they had to wait for an appointment	0	0	N/A	87.7%	89.1%	89.0%

\* This is based on patients treated on this contract for their most recent course of treatment. Figures in italics indicate the base number of FP17s or Patient Questionnaire responses are less than 100. N/A is shown where the base number of responses is less than 10 during the period. % is calculated as Quantity/Base number\*100



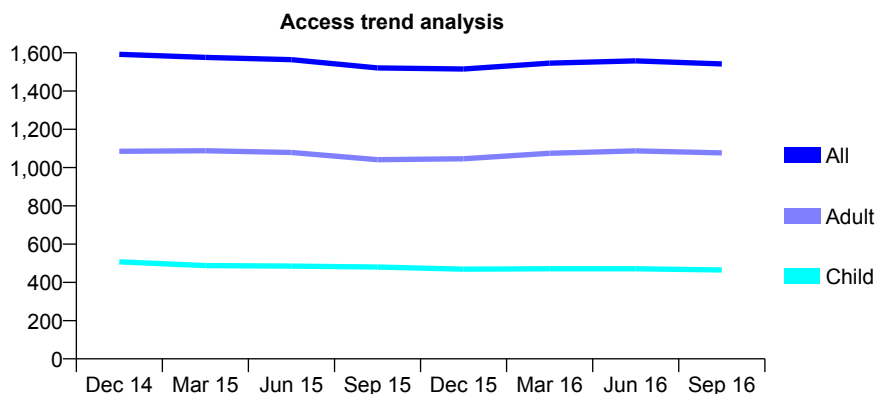
## Q70 - Vital Signs At a Glance Contract Report for 813079/0001 - September 2016

Name or company name	MR AC MUNRO
Contract type name	GDS Contract
Purpose of contract	General
Contract start date	01/04/2006
Contract end date	

16/17 Contracted general activity (UDA)	1,800
Carry forward general activity (UDA)	0
16/17 Contracted orthodontic activity (UOA)	0
Carry forward orthodontic activity (UOA)	0
Baseline contract value	£45,287.78

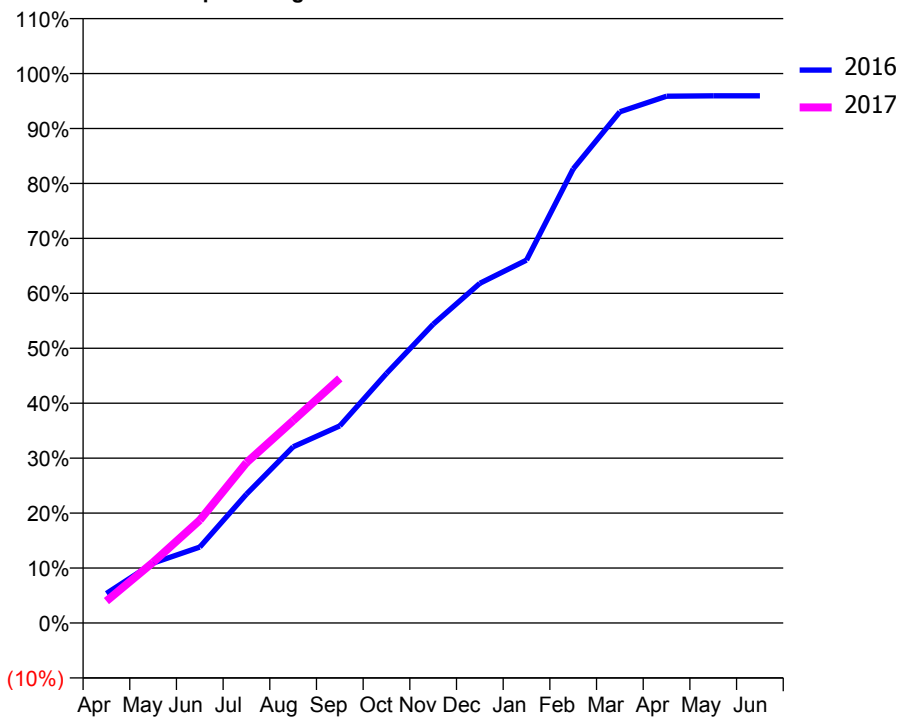
### ACCESS\*

Patients seen in 24 months	Total	Change since previous quarter
Quarter ending September 2015	1,521	
Quarter ending December 2015	1,515	→
Quarter ending March 2016	1,546	↑
Quarter ending June 2016	1,558	→
Quarter ending September 2016	1,542	↓
<b>Variance since September 2015</b>	<b>1.4%</b>	<b>→</b>



### ACTIVITY

Cumulative percentage of contracted UDA delivered 2016 & 2017



Month	Adjusted Scheduled Activity (UDA)	
	2016	2017
April	97	72
May	196	199
June	249	337
July	422	525
August	577	663
September	646	801
October	817	
November	979	
December	1,113	
January	1,189	
February	1,488	
March	1,675	
April	1,726	
May	1,727	
June	1,727	

### QUALITY

	Quantity	Base Number	Contract	AT	Region	England
% of FP17s for the same patient ID Re-attending within 3 months - Children	19	333	5.7%	10.3%	11.8%	12.4%
% of FP17s for the same patient ID Re-attending within 3 months - Adults	89	687	13.0%	15.1%	16.6%	16.7%
% of FP17s for the same patient ID Re-attending between 3 & 9 months - Children	217	333	65.2%	60.7%	60.2%	57.4%
% of FP17s for the same patient ID Re-attending between 3 & 9 months - Adults	372	687	54.1%	52.7%	52.0%	50.5%
% of FP17s for Band 1 Urgent Courses	51	435	11.7%	9.6%	9.4%	9.1%
% of FP17s Relating to Free Repair or Replacements	3	435	0.7%	0.7%	0.7%	0.8%
% of FP17s Relating to Continuations	0	435	0.0%	1.3%	1.2%	1.3%
% of Patients satisfied with the dentistry they have received	1	1	N/A	91.6%	93.6%	93.2%
% of Patients satisfied with the time they had to wait for an appointment	0	1	N/A	87.7%	89.1%	89.0%

\* This is based on patients treated on this contract for their most recent course of treatment. Figures in italics indicate the base number of FP17s or Patient Questionnaire responses are less than 100. N/A is shown where the base number of responses is less than 10 during the period. % is calculated as Quantity/Base number\*100

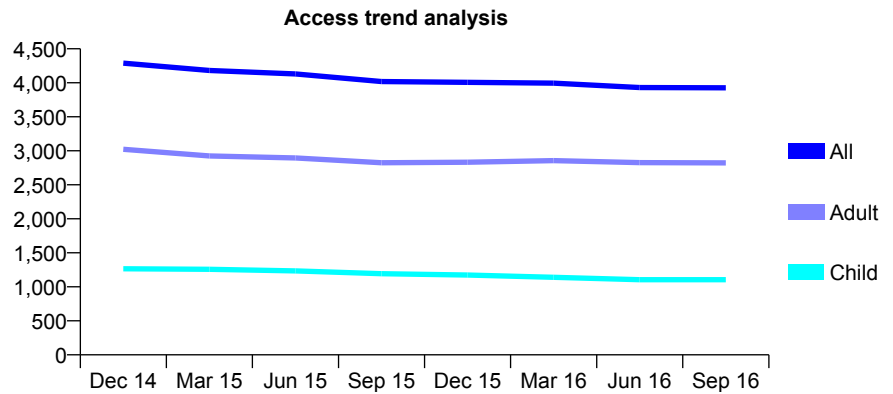
## Q70 - Vital Signs At a Glance Contract Report for 817198/0001 - September 2016

Name or company name	MR RM WILLIAMS
Contract type name	GDS Contract
Purpose of contract	General
Contract start date	01/04/2006
Contract end date	

16/17 Contracted general activity (UDA)	11,000
Carry forward general activity (UDA)	0
16/17 Contracted orthodontic activity (UOA)	0
Carry forward orthodontic activity (UOA)	0
Baseline contract value	£315,688.44

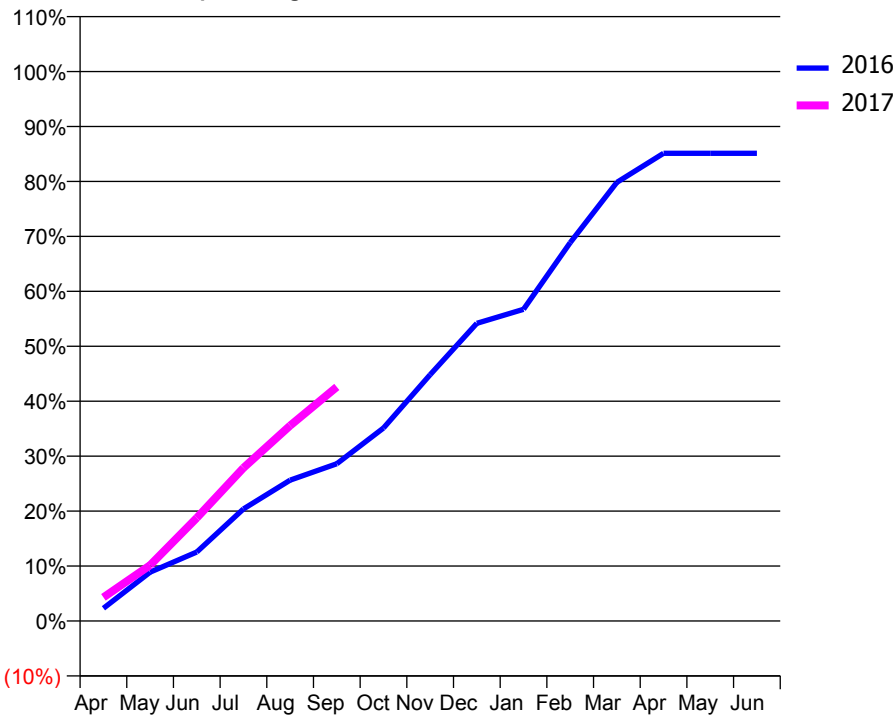
### ACCESS\*

Patients seen in 24 months	Total	Change since previous quarter
Quarter ending September 2015	4,018	
Quarter ending December 2015	4,007	→
Quarter ending March 2016	3,996	→
Quarter ending June 2016	3,931	↓
Quarter ending September 2016	3,926	→
<b>Variance since September 2015</b>	<b>(2.3%)</b>	<b>↓</b>



### ACTIVITY

Cumulative percentage of contracted UDA delivered 2016 & 2017



Month	Adjusted Scheduled Activity (UDA)	
	2016	2017
April	255	474
May	978	1,116
June	1,382	2,064
July	2,243	3,067
August	2,820	3,913
September	3,148	4,687
October	3,863	
November	4,933	
December	5,959	
January	6,239	
February	7,575	
March	8,780	
April	9,364	
May	9,363	
June	9,363	

### QUALITY

	Quantity	Base Number	Contract	AT	Region	England
% of FP17s for the same patient ID Re-attending within 3 months - Children	96	1,025	9.4%	10.3%	11.8%	12.4%
% of FP17s for the same patient ID Re-attending within 3 months - Adults	309	1,730	17.9%	15.1%	16.6%	16.7%
% of FP17s for the same patient ID Re-attending between 3 & 9 months - Children	738	1,025	72.0%	60.7%	60.2%	57.4%
% of FP17s for the same patient ID Re-attending between 3 & 9 months - Adults	639	1,730	36.9%	52.7%	52.0%	50.5%
% of FP17s for Band 1 Urgent Courses	95	2,479	3.8%	9.6%	9.4%	9.1%
% of FP17s Relating to Free Repair or Replacements	43	2,479	1.7%	0.7%	0.7%	0.8%
% of FP17s Relating to Continuations	45	2,479	1.8%	1.3%	1.2%	1.3%
% of Patients satisfied with the dentistry they have received	3	3	N/A	91.6%	93.6%	93.2%
% of Patients satisfied with the time they had to wait for an appointment	3	3	N/A	87.7%	89.1%	89.0%

\* This is based on patients treated on this contract for their most recent course of treatment. Figures in italics indicate the base number of FP17s or Patient Questionnaire responses are less than 100. N/A is shown where the base number of responses is less than 10 during the period. % is calculated as Quantity/Base number\*100

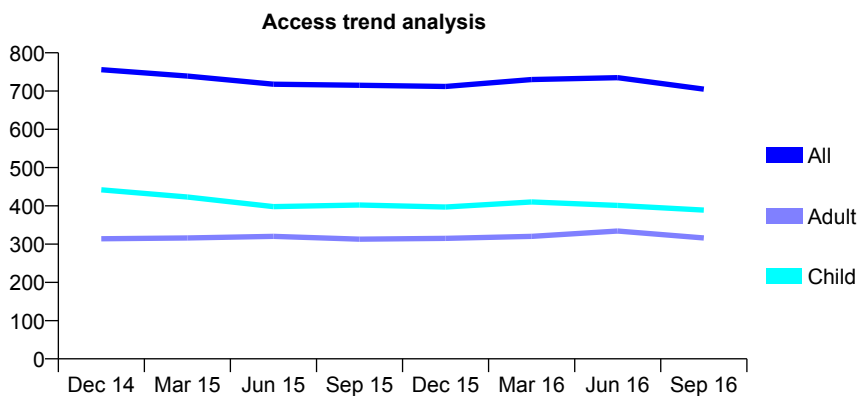
## Q70 - Vital Signs At a Glance Contract Report for 820563/0001 - September 2016

Name or company name	MR MJ COLE
Contract type name	GDS Contract
Purpose of contract	General and Orthodontic
Contract start date	01/04/2006
Contract end date	

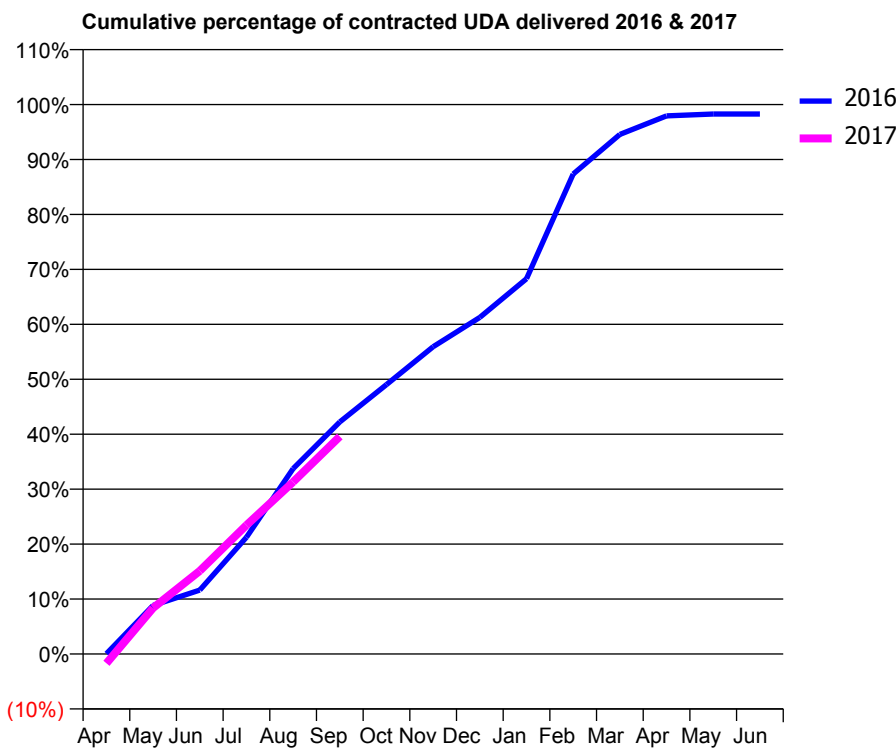
16/17 Contracted general activity (UDA)	1,870
Carry forward general activity (UDA)	32
16/17 Contracted orthodontic activity (UOA)	243
Carry forward orthodontic activity (UOA)	0
Baseline contract value	£60,358.87

### ACCESS\*

Patients seen in 24 months	Total	Change since previous quarter
Quarter ending September 2015	715	
Quarter ending December 2015	712	→
Quarter ending March 2016	730	↑
Quarter ending June 2016	735	→
Quarter ending September 2016	705	↓
<b>Variance since September 2015</b>	<b>(1.4%)</b>	<b>↓</b>



### ACTIVITY



Month	Adjusted Scheduled Activity (UDA)	
	2016	2017
April	1	-32
May	166	157
June	218	283
July	397	438
August	631	586
September	790	740
October	917	
November	1,046	
December	1,145	
January	1,277	
February	1,633	
March	1,768	
April	1,831	
May	1,838	
June	1,838	

### QUALITY

	Quantity	Base Number	Contract	AT	Region	England
% of FP17s for the same patient ID Re-attending within 3 months - Children	34	347	9.8%	10.3%	11.8%	12.4%
% of FP17s for the same patient ID Re-attending within 3 months - Adults	27	200	13.5%	15.1%	16.6%	16.7%
% of FP17s for the same patient ID Re-attending between 3 & 9 months - Children	224	347	64.6%	60.7%	60.2%	57.4%
% of FP17s for the same patient ID Re-attending between 3 & 9 months - Adults	102	200	51.0%	52.7%	52.0%	50.5%
% of FP17s for Band 1 Urgent Courses	26	477	5.5%	9.6%	9.4%	9.1%
% of FP17s Relating to Free Repair or Replacements	0	477	0.0%	0.7%	0.7%	0.8%
% of FP17s Relating to Continuations	0	477	0.0%	1.3%	1.2%	1.3%
% of Patients satisfied with the dentistry they have received	0	0	N/A	91.6%	93.6%	93.2%
% of Patients satisfied with the time they had to wait for an appointment	0	0	N/A	87.7%	89.1%	89.0%

\* This is based on patients treated on this contract for their most recent course of treatment. Figures in italics indicate the base number of FP17s or Patient Questionnaire responses are less than 100. N/A is shown where the base number of responses is less than 10 during the period. % is calculated as Quantity/Base number\*100

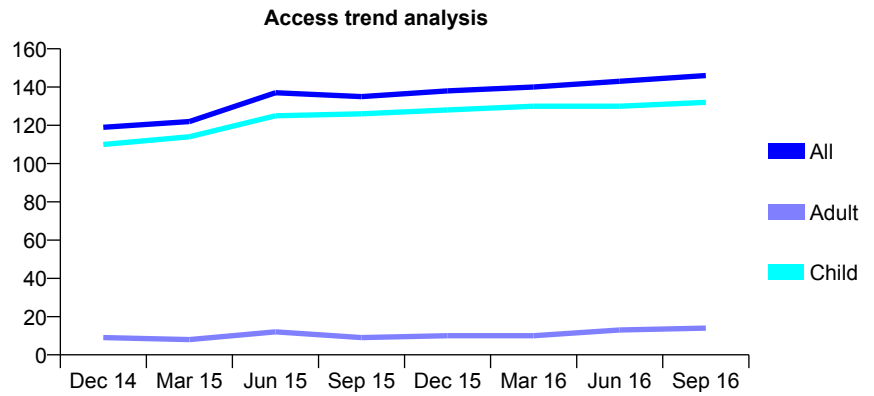
## Q70 - Vital Signs At a Glance Contract Report for 825751/0001 - September 2016

Name or company name	MS BS SHIPLEY
Contract type name	GDS Contract
Purpose of contract	General
Contract start date	01/04/2006
Contract end date	

16/17 Contracted general activity (UDA)	316
Carry forward general activity (UDA)	0
16/17 Contracted orthodontic activity (UOA)	0
Carry forward orthodontic activity (UOA)	0
Baseline contract value	£9,859.67

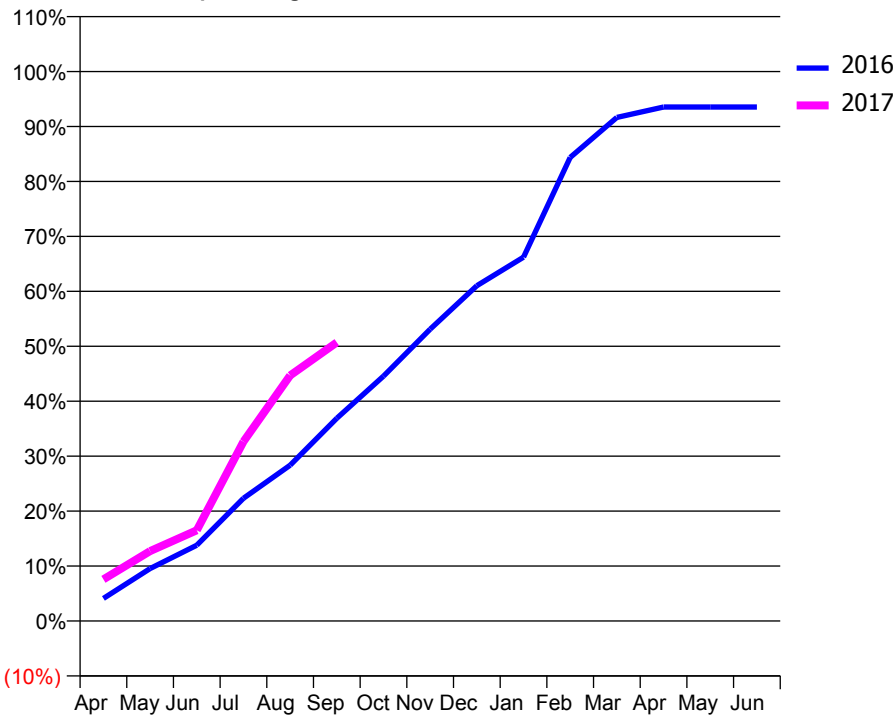
### ACCESS\*

Patients seen in 24 months	Total	Change since previous quarter
Quarter ending September 2015	135	
Quarter ending December 2015	138	↑
Quarter ending March 2016	140	→
Quarter ending June 2016	143	↑
Quarter ending September 2016	146	↑
<b>Variance since September 2015</b>	<b>8.1%</b>	<b>↑</b>



### ACTIVITY

Cumulative percentage of contracted UDA delivered 2016 & 2017



Month	Adjusted Scheduled Activity (UDA)	
	2016	2017
April	13	24
May	30	40
June	44	52
July	71	103
August	90	141
September	117	160
October	141	
November	168	
December	193	
January	209	
February	267	
March	290	
April	296	
May	296	
June	296	

### QUALITY

	Quantity	Base Number	Contract	AT	Region	England
% of FP17s for the same patient ID Re-attending within 3 months - Children	5	113	4.4%	10.3%	11.8%	12.4%
% of FP17s for the same patient ID Re-attending within 3 months - Adults	0	6	0.0%	15.1%	16.6%	16.7%
% of FP17s for the same patient ID Re-attending between 3 & 9 months - Children	79	113	69.9%	60.7%	60.2%	57.4%
% of FP17s for the same patient ID Re-attending between 3 & 9 months - Adults	2	6	33.3%	52.7%	52.0%	50.5%
% of FP17s for Band 1 Urgent Courses	1	114	0.9%	9.6%	9.4%	9.1%
% of FP17s Relating to Free Repair or Replacements	0	114	0.0%	0.7%	0.7%	0.8%
% of FP17s Relating to Continuations	0	114	0.0%	1.3%	1.2%	1.3%
% of Patients satisfied with the dentistry they have received	0	0	N/A	91.6%	93.6%	93.2%
% of Patients satisfied with the time they had to wait for an appointment	0	0	N/A	87.7%	89.1%	89.0%

\* This is based on patients treated on this contract for their most recent course of treatment. Figures in italics indicate the base number of FP17s or Patient Questionnaire responses are less than 100. N/A is shown where the base number of responses is less than 10 during the period. % is calculated as Quantity/Base number\*100

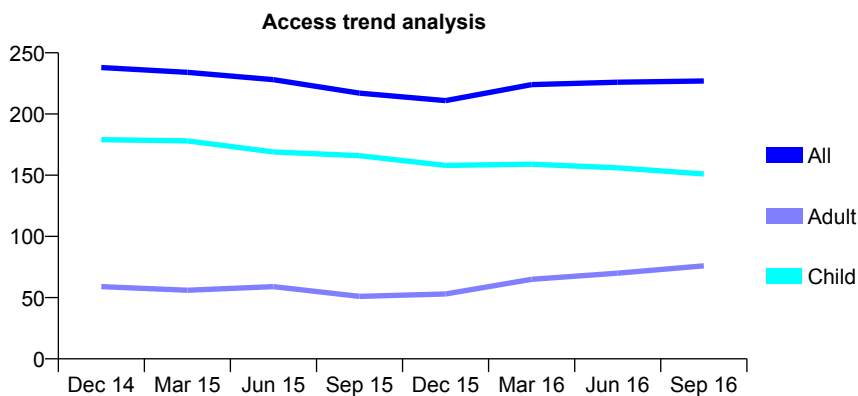
## Q70 - Vital Signs At a Glance Contract Report for 825751/0002 - September 2016

Name or company name	MS BS SHIPLEY
Contract type name	GDS Contract
Purpose of contract	General
Contract start date	01/04/2006
Contract end date	

16/17 Contracted general activity (UDA)	539
Carry forward general activity (UDA)	19
16/17 Contracted orthodontic activity (UOA)	0
Carry forward orthodontic activity (UOA)	0
Baseline contract value	£13,967.40

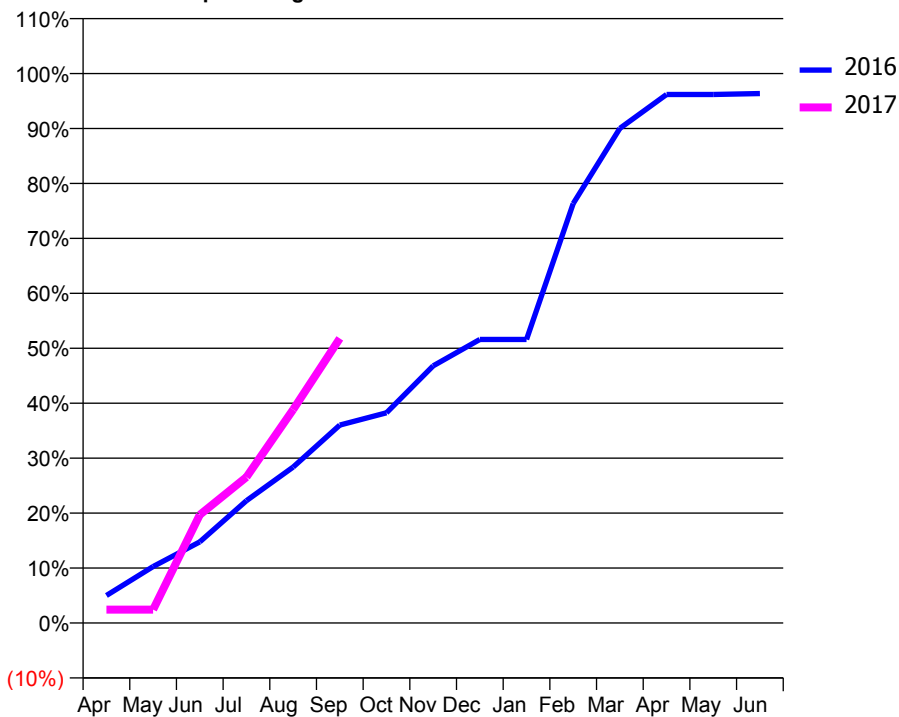
### ACCESS\*

Patients seen in 24 months	Total	Change since previous quarter
Quarter ending September 2015	217	
Quarter ending December 2015	211	↓
Quarter ending March 2016	224	↑
Quarter ending June 2016	226	→
Quarter ending September 2016	227	→
<b>Variance since September 2015</b>	<b>4.6%</b>	<b>↑</b>



### ACTIVITY

Cumulative percentage of contracted UDA delivered 2016 & 2017



Month	Adjusted Scheduled Activity (UDA)	
	2016	2017
April	27	13
May	55	13
June	80	106
July	120	143
August	153	209
September	194	279
October	206	
November	252	
December	278	
January	278	
February	411	
March	485	
April	518	
May	518	
June	519	

### QUALITY

	Quantity	Base Number	Contract	AT	Region	England
% of FP17s for the same patient ID Re-attending within 3 months - Children	20	145	13.8%	10.3%	11.8%	12.4%
% of FP17s for the same patient ID Re-attending within 3 months - Adults	5	36	13.9%	15.1%	16.6%	16.7%
% of FP17s for the same patient ID Re-attending between 3 & 9 months - Children	87	145	60.0%	60.7%	60.2%	57.4%
% of FP17s for the same patient ID Re-attending between 3 & 9 months - Adults	12	36	33.3%	52.7%	52.0%	50.5%
% of FP17s for Band 1 Urgent Courses	11	167	6.6%	9.6%	9.4%	9.1%
% of FP17s Relating to Free Repair or Replacements	0	167	0.0%	0.7%	0.7%	0.8%
% of FP17s Relating to Continuations	0	167	0.0%	1.3%	1.2%	1.3%
% of Patients satisfied with the dentistry they have received	0	0	N/A	91.6%	93.6%	93.2%
% of Patients satisfied with the time they had to wait for an appointment	0	0	N/A	87.7%	89.1%	89.0%

\* This is based on patients treated on this contract for their most recent course of treatment. Figures in italics indicate the base number of FP17s or Patient Questionnaire responses are less than 100. N/A is shown where the base number of responses is less than 10 during the period. % is calculated as Quantity/Base number\*100

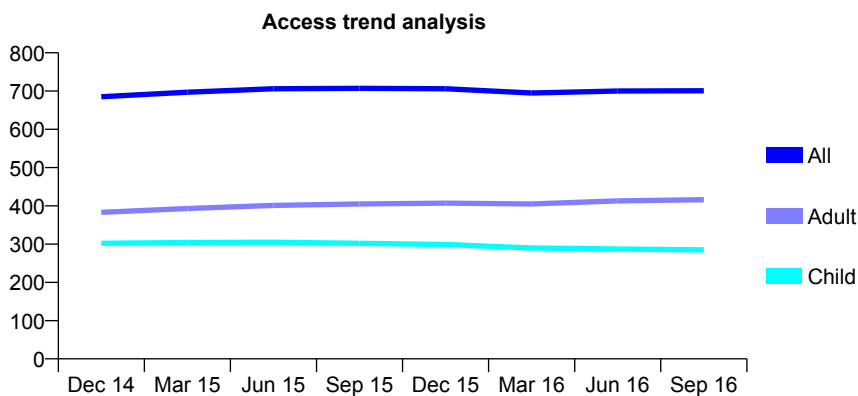
## Q70 - Vital Signs At a Glance Contract Report for 830127/0001 - September 2016

Name or company name	MR HM MORTON
Contract type name	GDS Contract
Purpose of contract	General
Contract start date	01/04/2006
Contract end date	

16/17 Contracted general activity (UDA)	1,820
Carry forward general activity (UDA)	0
16/17 Contracted orthodontic activity (UOA)	0
Carry forward orthodontic activity (UOA)	0
Baseline contract value	£51,972.22

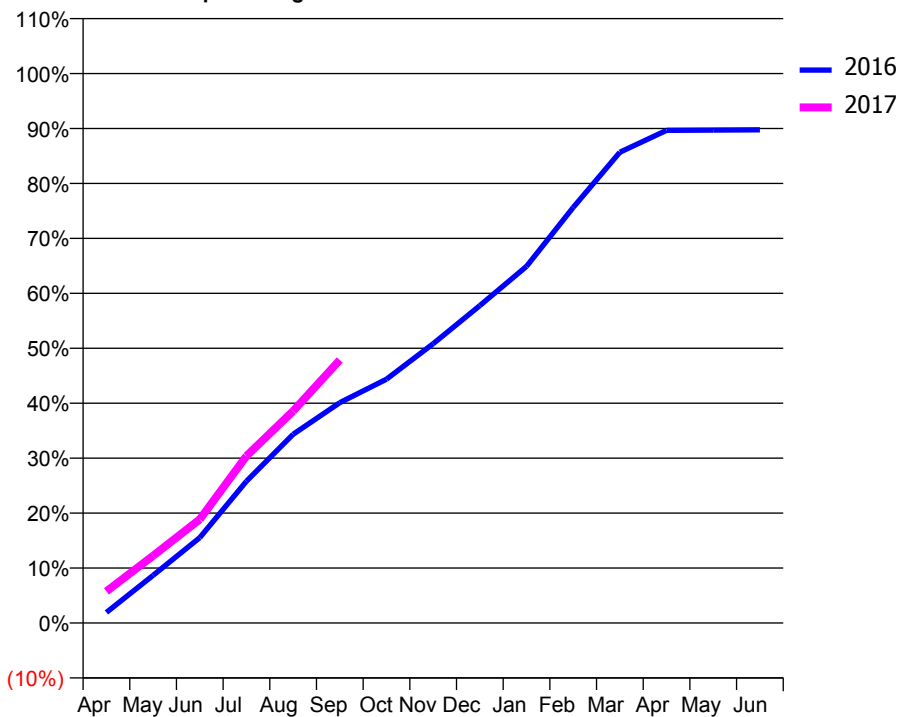
### ACCESS\*

Patients seen in 24 months	Total	Change since previous quarter
Quarter ending September 2015	707	
Quarter ending December 2015	706	→
Quarter ending March 2016	695	↓
Quarter ending June 2016	700	→
Quarter ending September 2016	701	→
<b>Variance since September 2015</b>	<b>(0.8%)</b>	<b>→</b>



### ACTIVITY

Cumulative percentage of contracted UDA delivered 2016 & 2017



Adjusted Scheduled Activity (UDA)

Month	2016	2017
April	35	105
May	158	223
June	283	343
July	470	553
August	625	702
September	730	871
October	808	
November	925	
December	1,051	
January	1,181	
February	1,376	
March	1,559	
April	1,632	
May	1,633	
June	1,634	

### QUALITY

	Quantity	Base Number	Contract	AT	Region	England
% of FP17s for the same patient ID Re-attending within 3 months - Children	13	245	5.3%	10.3%	11.8%	12.4%
% of FP17s for the same patient ID Re-attending within 3 months - Adults	32	268	11.9%	15.1%	16.6%	16.7%
% of FP17s for the same patient ID Re-attending between 3 & 9 months - Children	149	245	60.8%	60.7%	60.2%	57.4%
% of FP17s for the same patient ID Re-attending between 3 & 9 months - Adults	133	268	49.6%	52.7%	52.0%	50.5%
% of FP17s for Band 1 Urgent Courses	16	477	3.4%	9.6%	9.4%	9.1%
% of FP17s Relating to Free Repair or Replacements	7	477	1.5%	0.7%	0.7%	0.8%
% of FP17s Relating to Continuations	1	477	0.2%	1.3%	1.2%	1.3%
% of Patients satisfied with the dentistry they have received	0	0	N/A	91.6%	93.6%	93.2%
% of Patients satisfied with the time they had to wait for an appointment	0	0	N/A	87.7%	89.1%	89.0%

\* This is based on patients treated on this contract for their most recent course of treatment. Figures in italics indicate the base number of FP17s or Patient Questionnaire responses are less than 100. N/A is shown where the base number of responses is less than 10 during the period. % is calculated as Quantity/Base number\*100

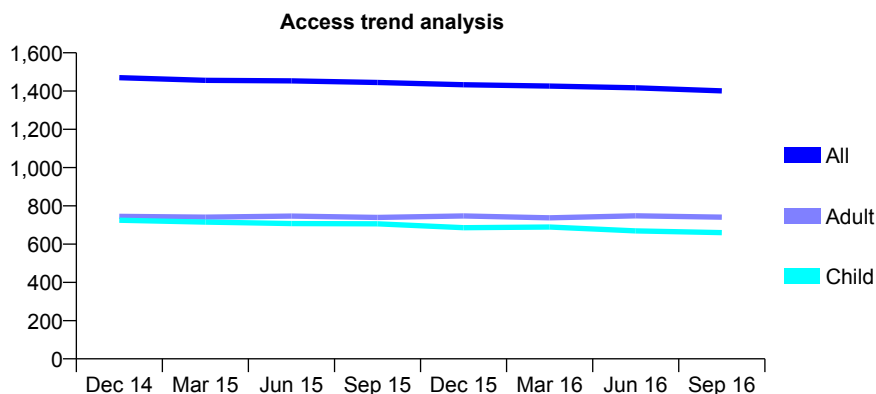
## Q70 - Vital Signs At a Glance Contract Report for 832057/0001 - September 2016

Name or company name	MR JR ROTHMAN
Contract type name	GDS Contract
Purpose of contract	General
Contract start date	01/04/2006
Contract end date	

16/17 Contracted general activity (UDA)	3,852
Carry forward general activity (UDA)	0
16/17 Contracted orthodontic activity (UOA)	0
Carry forward orthodontic activity (UOA)	0
Baseline contract value	£88,241.99

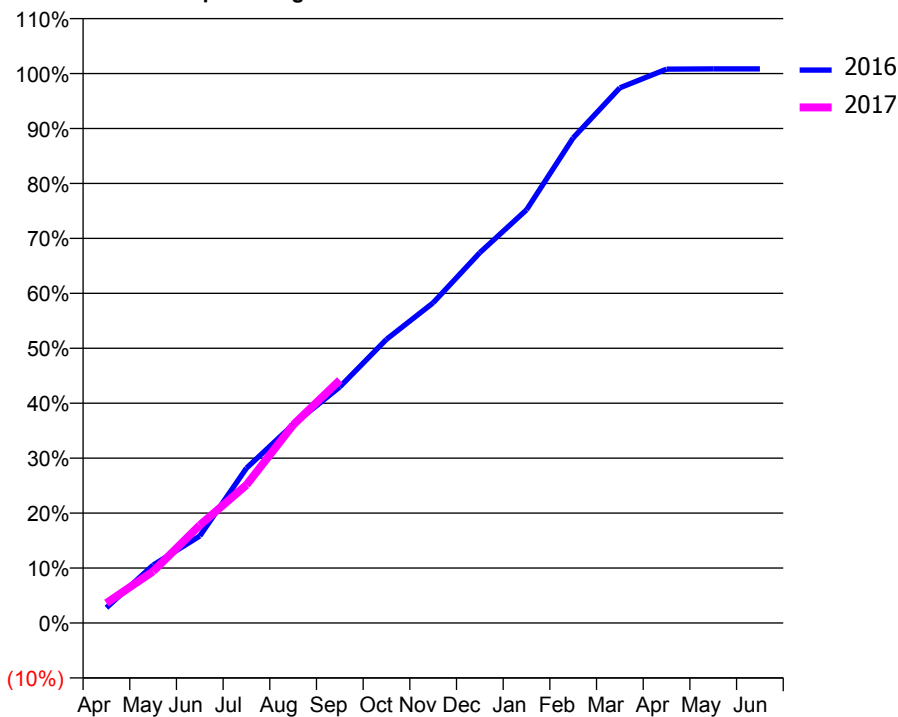
### ACCESS\*

Patients seen in 24 months	Total	Change since previous quarter
Quarter ending September 2015	1,445	
Quarter ending December 2015	1,433	→
Quarter ending March 2016	1,426	→
Quarter ending June 2016	1,417	→
Quarter ending September 2016	1,401	↓
<b>Variance since September 2015</b>	<b>(3.0%)</b>	<b>↓</b>



### ACTIVITY

Cumulative percentage of contracted UDA delivered 2016 & 2017



Adjusted Scheduled Activity (UDA)

Month	2016	2017
April	107	140
May	406	362
June	610	686
July	1,086	968
August	1,392	1,389
September	1,655	1,703
October	1,989	
November	2,244	
December	2,596	
January	2,896	
February	3,402	
March	3,752	
April	3,883	
May	3,885	
June	3,885	

### QUALITY

	Quantity	Base Number	Contract	AT	Region	England
% of FP17s for the same patient ID Re-attending within 3 months - Children	53	589	9.0%	10.3%	11.8%	12.4%
% of FP17s for the same patient ID Re-attending within 3 months - Adults	76	584	13.0%	15.1%	16.6%	16.7%
% of FP17s for the same patient ID Re-attending between 3 & 9 months - Children	416	589	70.6%	60.7%	60.2%	57.4%
% of FP17s for the same patient ID Re-attending between 3 & 9 months - Adults	420	584	71.9%	52.7%	52.0%	50.5%
% of FP17s for Band 1 Urgent Courses	50	1,090	4.6%	9.6%	9.4%	9.1%
% of FP17s Relating to Free Repair or Replacements	6	1,090	0.6%	0.7%	0.7%	0.8%
% of FP17s Relating to Continuations	5	1,090	0.5%	1.3%	1.2%	1.3%
% of Patients satisfied with the dentistry they have received	0	0	N/A	91.6%	93.6%	93.2%
% of Patients satisfied with the time they had to wait for an appointment	0	0	N/A	87.7%	89.1%	89.0%

\* This is based on patients treated on this contract for their most recent course of treatment. Figures in italics indicate the base number of FP17s or Patient Questionnaire responses are less than 100. N/A is shown where the base number of responses is less than 10 during the period. % is calculated as Quantity/Base number\*100



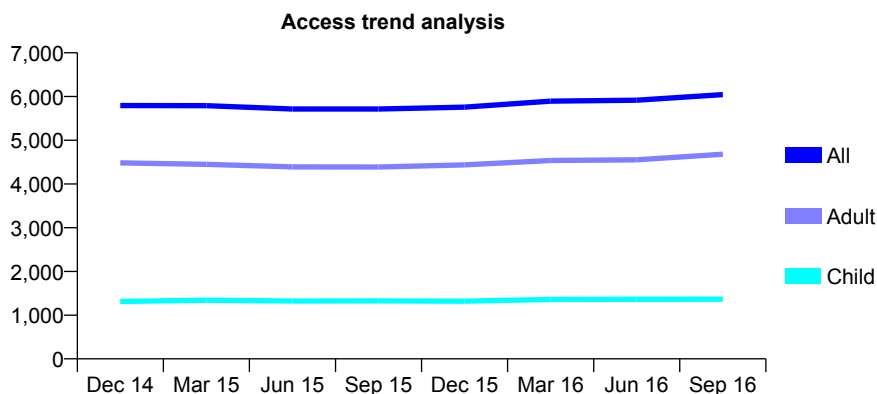
## Q70 - Vital Signs At a Glance Contract Report for 841102/0001 - September 2016

Name or company name	Pro-Dent Dental Partnership
Contract type name	GDS Contract
Purpose of contract	General
Contract start date	01/04/2006
Contract end date	

16/17 Contracted general activity (UDA)	20,757
Carry forward general activity (UDA)	0
16/17 Contracted orthodontic activity (UOA)	0
Carry forward orthodontic activity (UOA)	0
Baseline contract value	£539,166.96

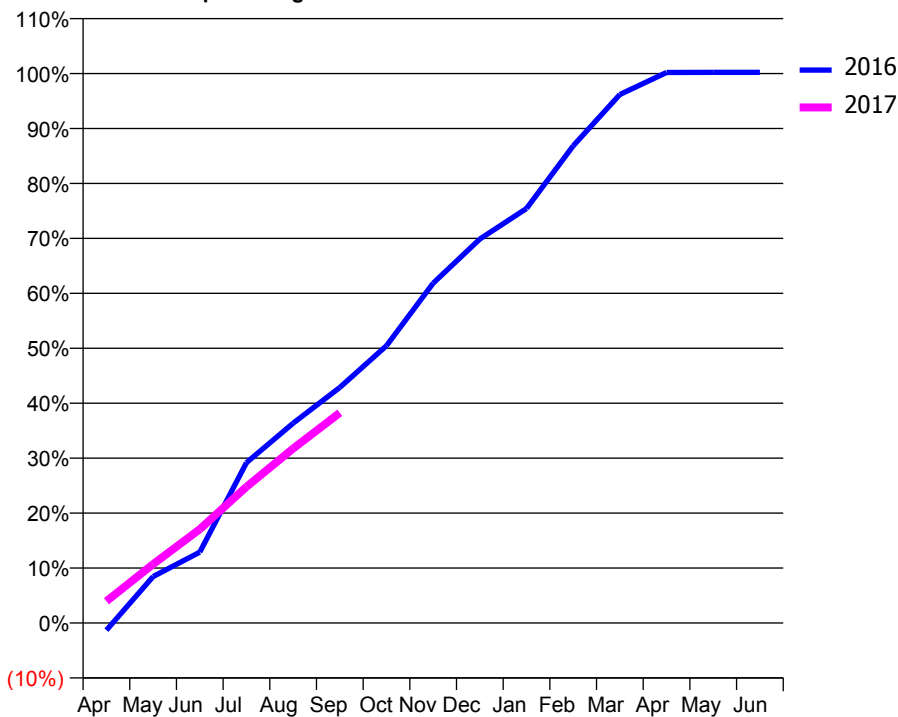
### ACCESS\*

Patients seen in 24 months	Total	Change since previous quarter
Quarter ending September 2015	5,714	
Quarter ending December 2015	5,756	→
Quarter ending March 2016	5,895	↑
Quarter ending June 2016	5,915	→
Quarter ending September 2016	6,045	↑
<b>Variance since September 2015</b>	<b>5.8%</b>	<b>↑</b>



### ACTIVITY

Cumulative percentage of contracted UDA delivered 2016 & 2017



Adjusted Scheduled Activity (UDA)

Month	2016	2017
April	-273	822
May	1,755	2,226
June	2,678	3,542
July	6,055	5,145
August	7,547	6,589
September	8,897	7,943
October	10,475	
November	12,835	
December	14,502	
January	15,660	
February	18,024	
March	19,964	
April	20,794	
May	20,799	
June	20,799	

### QUALITY

	Quantity	Base Number	Contract	AT	Region	England
% of FP17s for the same patient ID Re-attending within 3 months - Children	40	834	4.8%	10.3%	11.8%	12.4%
% of FP17s for the same patient ID Re-attending within 3 months - Adults	233	2,642	8.8%	15.1%	16.6%	16.7%
% of FP17s for the same patient ID Re-attending between 3 & 9 months - Children	375	834	45.0%	60.7%	60.2%	57.4%
% of FP17s for the same patient ID Re-attending between 3 & 9 months - Adults	1,108	2,642	41.9%	52.7%	52.0%	50.5%
% of FP17s for Band 1 Urgent Courses	368	3,173	11.6%	9.6%	9.4%	9.1%
% of FP17s Relating to Free Repair or Replacements	4	3,173	0.1%	0.7%	0.7%	0.8%
% of FP17s Relating to Continuations	14	3,173	0.4%	1.3%	1.2%	1.3%
% of Patients satisfied with the dentistry they have received	8	8	N/A	91.6%	93.6%	93.2%
% of Patients satisfied with the time they had to wait for an appointment	8	8	N/A	87.7%	89.1%	89.0%

\* This is based on patients treated on this contract for their most recent course of treatment. Figures in italics indicate the base number of FP17s or Patient Questionnaire responses are less than 100. N/A is shown where the base number of responses is less than 10 during the period. % is calculated as Quantity/Base number\*100

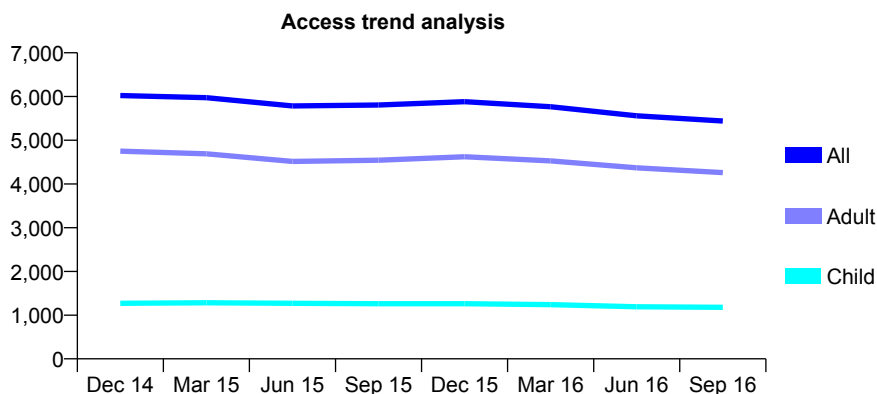
## Q70 - Vital Signs At a Glance Contract Report for 841692/0001 - September 2016

Name or company name	MR AR ROXAR
Contract type name	GDS Contract
Purpose of contract	General
Contract start date	01/04/2006
Contract end date	

16/17 Contracted general activity (UDA)	15,739
Carry forward general activity (UDA)	0
16/17 Contracted orthodontic activity (UOA)	0
Carry forward orthodontic activity (UOA)	0
Baseline contract value	£402,437.30

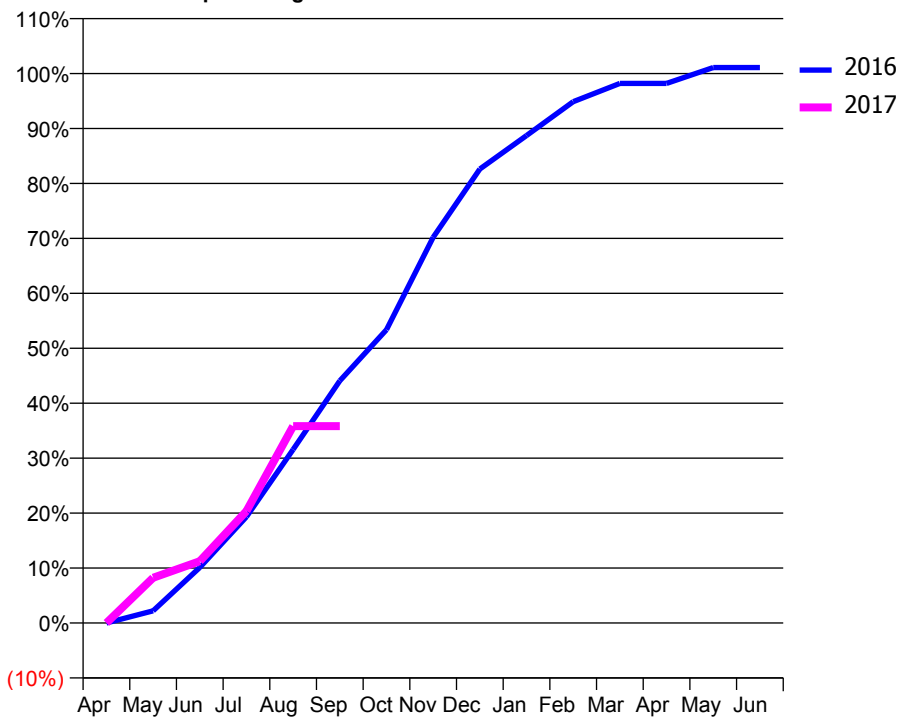
### ACCESS\*

Patients seen in 24 months	Total	Change since previous quarter
Quarter ending September 2015	5,805	
Quarter ending December 2015	5,882	→
Quarter ending March 2016	5,766	↓
Quarter ending June 2016	5,560	↓
Quarter ending September 2016	5,441	↓
<b>Variance since September 2015</b>	<b>(6.3%)</b>	<b>↓</b>



### ACTIVITY

Cumulative percentage of contracted UDA delivered 2016 & 2017



Month	Adjusted Scheduled Activity (UDA)	
	2016	2017
April	0	0
May	350	1,295
June	1,590	1,771
July	3,043	3,207
August	4,969	5,640
September	6,937	5,640
October	8,401	
November	11,048	
December	13,005	
January	13,962	
February	14,933	
March	15,453	
April	15,453	
May	15,911	
June	15,911	

### QUALITY

	Quantity	Base Number	Contract	AT	Region	England
% of FP17s for the same patient ID Re-attending within 3 months - Children	37	636	5.8%	10.3%	11.8%	12.4%
% of FP17s for the same patient ID Re-attending within 3 months - Adults	218	2,362	9.2%	15.1%	16.6%	16.7%
% of FP17s for the same patient ID Re-attending between 3 & 9 months - Children	415	636	65.3%	60.7%	60.2%	57.4%
% of FP17s for the same patient ID Re-attending between 3 & 9 months - Adults	891	2,362	37.7%	52.7%	52.0%	50.5%
% of FP17s for Band 1 Urgent Courses	144	2,744	5.2%	9.6%	9.4%	9.1%
% of FP17s Relating to Free Repair or Replacements	11	2,744	0.4%	0.7%	0.7%	0.8%
% of FP17s Relating to Continuations	10	2,744	0.4%	1.3%	1.2%	1.3%
% of Patients satisfied with the dentistry they have received	3	4	N/A	91.6%	93.6%	93.2%
% of Patients satisfied with the time they had to wait for an appointment	4	4	N/A	87.7%	89.1%	89.0%

\* This is based on patients treated on this contract for their most recent course of treatment. Figures in italics indicate the base number of FP17s or Patient Questionnaire responses are less than 100. N/A is shown where the base number of responses is less than 10 during the period. % is calculated as Quantity/Base number\*100

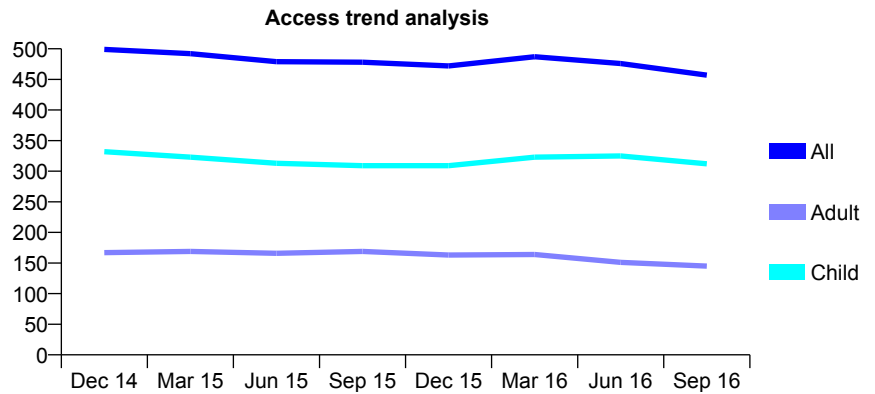
## Q70 - Vital Signs At a Glance Contract Report for 842052/0001 - September 2016

Name or company name	MR RD HALDERTHAY
Contract type name	GDS Contract
Purpose of contract	General
Contract start date	01/04/2006
Contract end date	

16/17 Contracted general activity (UDA)	1,150
Carry forward general activity (UDA)	0
16/17 Contracted orthodontic activity (UOA)	0
Carry forward orthodontic activity (UOA)	0
Baseline contract value	£26,501.75

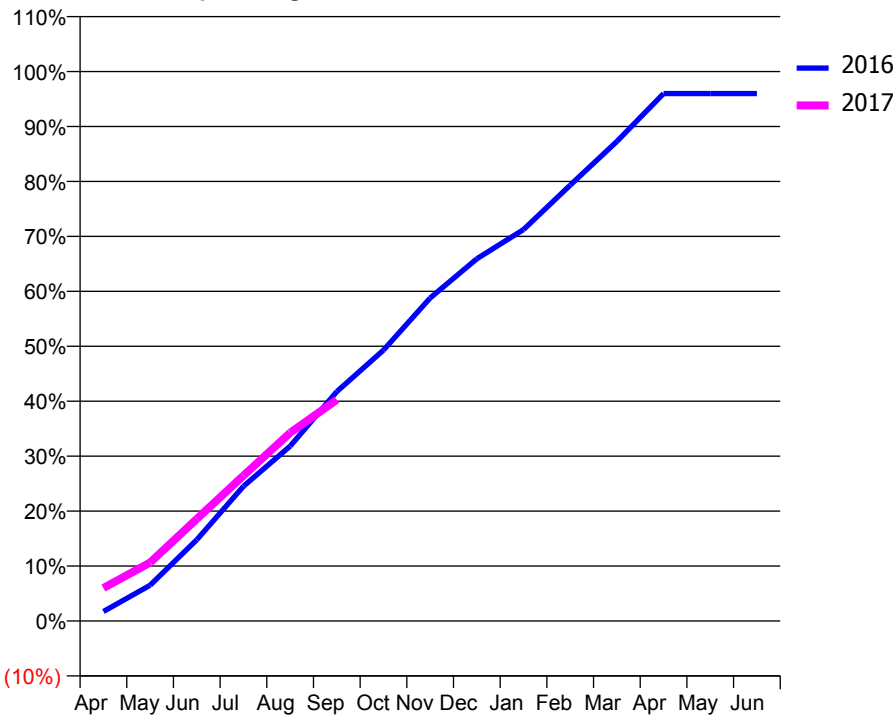
### ACCESS\*

Patients seen in 24 months	Total	Change since previous quarter
Quarter ending September 2015	478	
Quarter ending December 2015	472	↓
Quarter ending March 2016	487	↑
Quarter ending June 2016	476	↓
Quarter ending September 2016	457	↓
<b>Variance since September 2015</b>	<b>(4.4%)</b>	<b>↓</b>



### ACTIVITY

Cumulative percentage of contracted UDA delivered 2016 & 2017



Month	Adjusted Scheduled Activity (UDA)	
	2016	2017
April	20	69
May	75	122
June	170	214
July	282	304
August	366	394
September	480	463
October	567	
November	676	
December	758	
January	819	
February	912	
March	1,004	
April	1,104	
May	1,104	
June	1,104	

### QUALITY

	Quantity	Base Number	Contract	AT	Region	England
% of FP17s for the same patient ID Re-attending within 3 months - Children	11	277	4.0%	10.3%	11.8%	12.4%
% of FP17s for the same patient ID Re-attending within 3 months - Adults	23	118	19.5%	15.1%	16.6%	16.7%
% of FP17s for the same patient ID Re-attending between 3 & 9 months - Children	194	277	70.0%	60.7%	60.2%	57.4%
% of FP17s for the same patient ID Re-attending between 3 & 9 months - Adults	77	118	65.3%	52.7%	52.0%	50.5%
% of FP17s for Band 1 Urgent Courses	10	331	3.0%	9.6%	9.4%	9.1%
% of FP17s Relating to Free Repair or Replacements	0	331	0.0%	0.7%	0.7%	0.8%
% of FP17s Relating to Continuations	7	331	2.1%	1.3%	1.2%	1.3%
% of Patients satisfied with the dentistry they have received	0	0	N/A	91.6%	93.6%	93.2%
% of Patients satisfied with the time they had to wait for an appointment	0	0	N/A	87.7%	89.1%	89.0%

\* This is based on patients treated on this contract for their most recent course of treatment. Figures in italics indicate the base number of FP17s or Patient Questionnaire responses are less than 100. N/A is shown where the base number of responses is less than 10 during the period. % is calculated as Quantity/Base number\*100

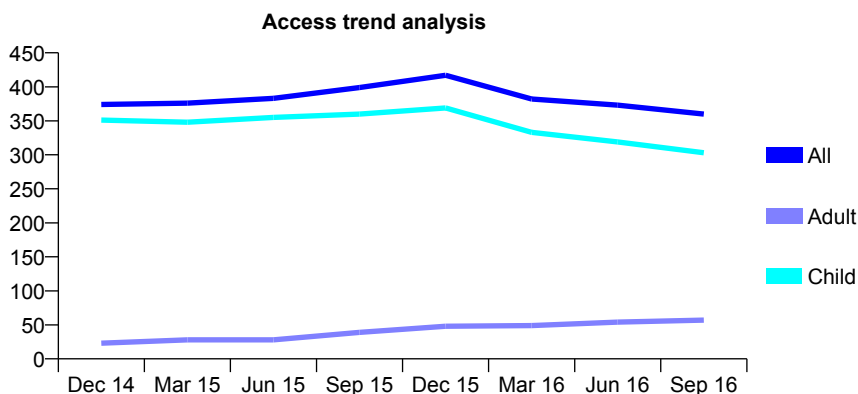
## Q70 - Vital Signs At a Glance Contract Report for 843466/0001 - September 2016

Name or company name	MRS B AMADI
Contract type name	GDS Contract
Purpose of contract	General
Contract start date	01/04/2006
Contract end date	

16/17 Contracted general activity (UDA)	894
Carry forward general activity (UDA)	0
16/17 Contracted orthodontic activity (UOA)	0
Carry forward orthodontic activity (UOA)	0
Baseline contract value	£18,927.10

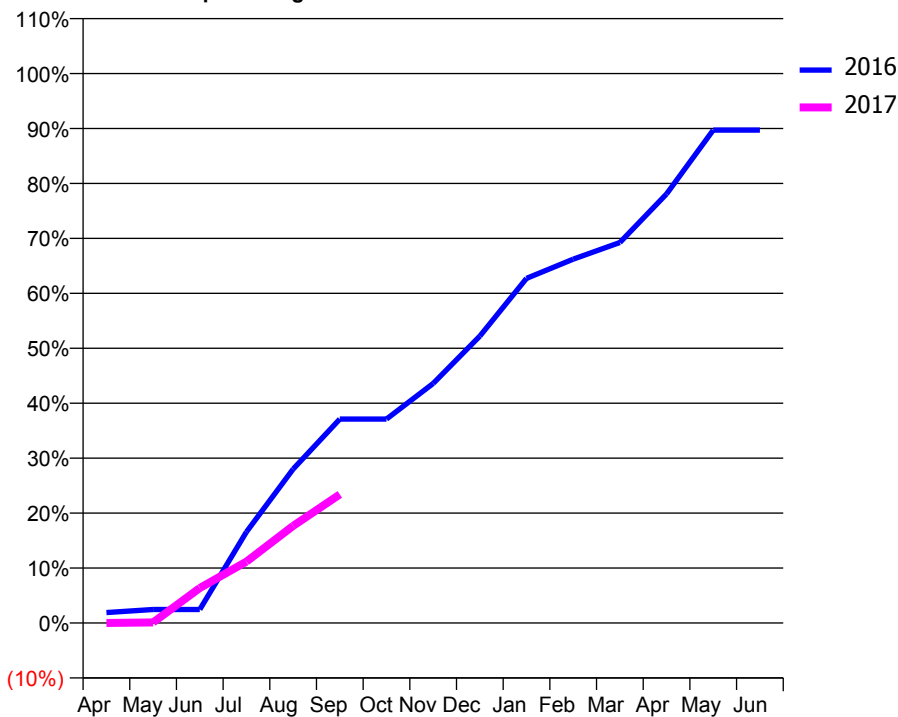
### ACCESS\*

Patients seen in 24 months	Total	Change since previous quarter
Quarter ending September 2015	399	
Quarter ending December 2015	417	↑
Quarter ending March 2016	382	↓
Quarter ending June 2016	373	↓
Quarter ending September 2016	360	↓
<b>Variance since September 2015</b>	<b>(9.8%)</b>	<b>↓</b>



### ACTIVITY

Cumulative percentage of contracted UDA delivered 2016 & 2017



Adjusted Scheduled Activity (UDA)

Month	2016	2017
April	17	0
May	22	1
June	22	57
July	148	100
August	250	158
September	332	209
October	332	
November	390	
December	467	
January	561	
February	592	
March	619	
April	698	
May	802	
June	802	

### QUALITY

	Quantity	Base Number	Contract	AT	Region	England
% of FP17s for the same patient ID Re-attending within 3 months - Children	31	201	15.4%	10.3%	11.8%	12.4%
% of FP17s for the same patient ID Re-attending within 3 months - Adults	0	0	N/A	15.1%	16.6%	16.7%
% of FP17s for the same patient ID Re-attending between 3 & 9 months - Children	110	201	54.7%	60.7%	60.2%	57.4%
% of FP17s for the same patient ID Re-attending between 3 & 9 months - Adults	0	0	N/A	52.7%	52.0%	50.5%
% of FP17s for Band 1 Urgent Courses	1	112	0.9%	9.6%	9.4%	9.1%
% of FP17s Relating to Free Repair or Replacements	0	112	0.0%	0.7%	0.7%	0.8%
% of FP17s Relating to Continuations	0	112	0.0%	1.3%	1.2%	1.3%
% of Patients satisfied with the dentistry they have received	0	0	N/A	91.6%	93.6%	93.2%
% of Patients satisfied with the time they had to wait for an appointment	0	0	N/A	87.7%	89.1%	89.0%

\* This is based on patients treated on this contract for their most recent course of treatment. Figures in italics indicate the base number of FP17s or Patient Questionnaire responses are less than 100. N/A is shown where the base number of responses is less than 10 during the period. % is calculated as Quantity/Base number\*100

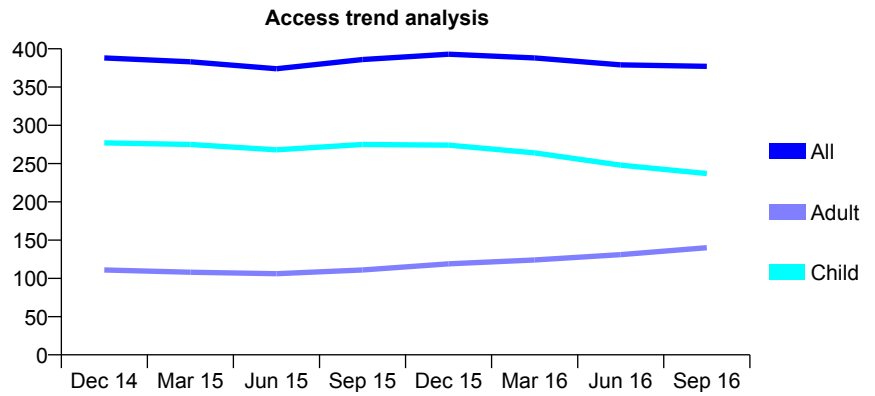
## Q70 - Vital Signs At a Glance Contract Report for 844535/0001 - September 2016

Name or company name	MR M FARSHCHI
Contract type name	GDS Contract
Purpose of contract	General
Contract start date	01/04/2006
Contract end date	

16/17 Contracted general activity (UDA)	750
Carry forward general activity (UDA)	0
16/17 Contracted orthodontic activity (UOA)	0
Carry forward orthodontic activity (UOA)	0
Baseline contract value	£19,929.82

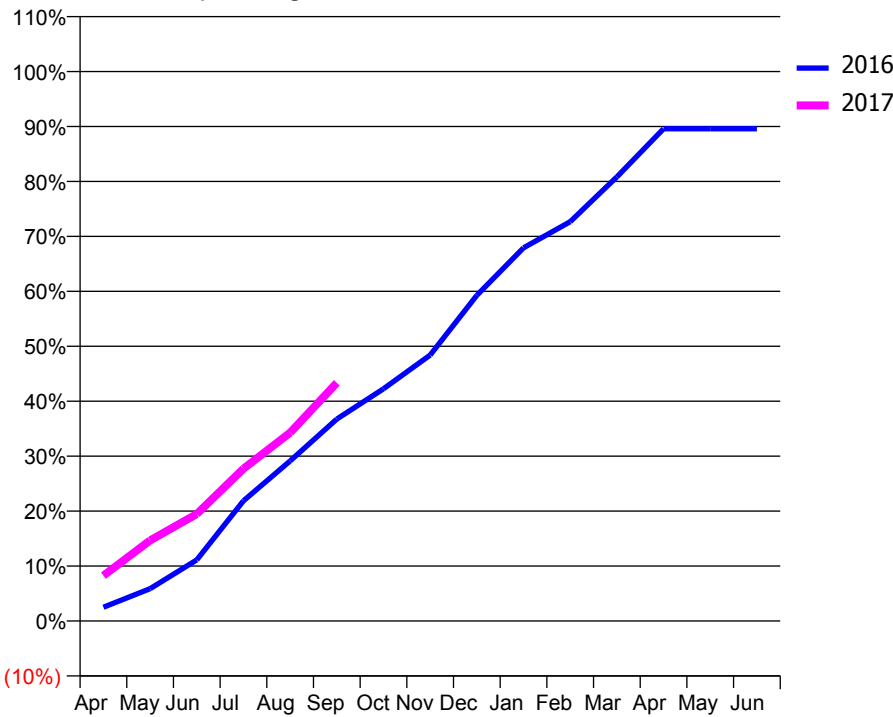
### ACCESS\*

Patients seen in 24 months	Total	Change since previous quarter
Quarter ending September 2015	386	
Quarter ending December 2015	393	→
Quarter ending March 2016	388	↓
Quarter ending June 2016	379	↓
Quarter ending September 2016	377	→
<b>Variance since September 2015</b>	<b>(2.3%)</b>	<b>↓</b>



### ACTIVITY

Cumulative percentage of contracted UDA delivered 2016 & 2017



Month	Adjusted Scheduled Activity (UDA)	
	2016	2017
April	20	62
May	47	110
June	89	146
July	175	208
August	233	257
September	294	325
October	338	
November	387	
December	474	
January	543	
February	581	
March	647	
April	717	
May	717	
June	717	

### QUALITY

	Quantity	Base Number	Contract	AT	Region	England
% of FP17s for the same patient ID Re-attending within 3 months - Children	6	188	3.2%	10.3%	11.8%	12.4%
% of FP17s for the same patient ID Re-attending within 3 months - Adults	5	67	7.5%	15.1%	16.6%	16.7%
% of FP17s for the same patient ID Re-attending between 3 & 9 months - Children	128	188	68.1%	60.7%	60.2%	57.4%
% of FP17s for the same patient ID Re-attending between 3 & 9 months - Adults	46	67	68.7%	52.7%	52.0%	50.5%
% of FP17s for Band 1 Urgent Courses	1	217	0.5%	9.6%	9.4%	9.1%
% of FP17s Relating to Free Repair or Replacements	0	217	0.0%	0.7%	0.7%	0.8%
% of FP17s Relating to Continuations	3	217	1.4%	1.3%	1.2%	1.3%
% of Patients satisfied with the dentistry they have received	1	1	N/A	91.6%	93.6%	93.2%
% of Patients satisfied with the time they had to wait for an appointment	1	1	N/A	87.7%	89.1%	89.0%

\* This is based on patients treated on this contract for their most recent course of treatment. Figures in italics indicate the base number of FP17s or Patient Questionnaire responses are less than 100. N/A is shown where the base number of responses is less than 10 during the period. % is calculated as Quantity/Base number\*100

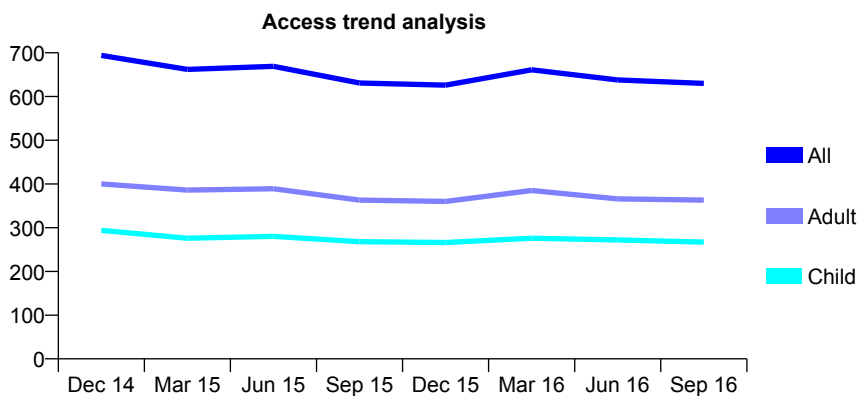
## Q70 - Vital Signs At a Glance Contract Report for 847976/0001 - September 2016

Name or company name	MS P SAMADZADEH-YAGHINI
Contract type name	GDS Contract
Purpose of contract	General
Contract start date	01/04/2006
Contract end date	

16/17 Contracted general activity (UDA)	2,492
Carry forward general activity (UDA)	0
16/17 Contracted orthodontic activity (UOA)	0
Carry forward orthodontic activity (UOA)	0
Baseline contract value	£55,449.09

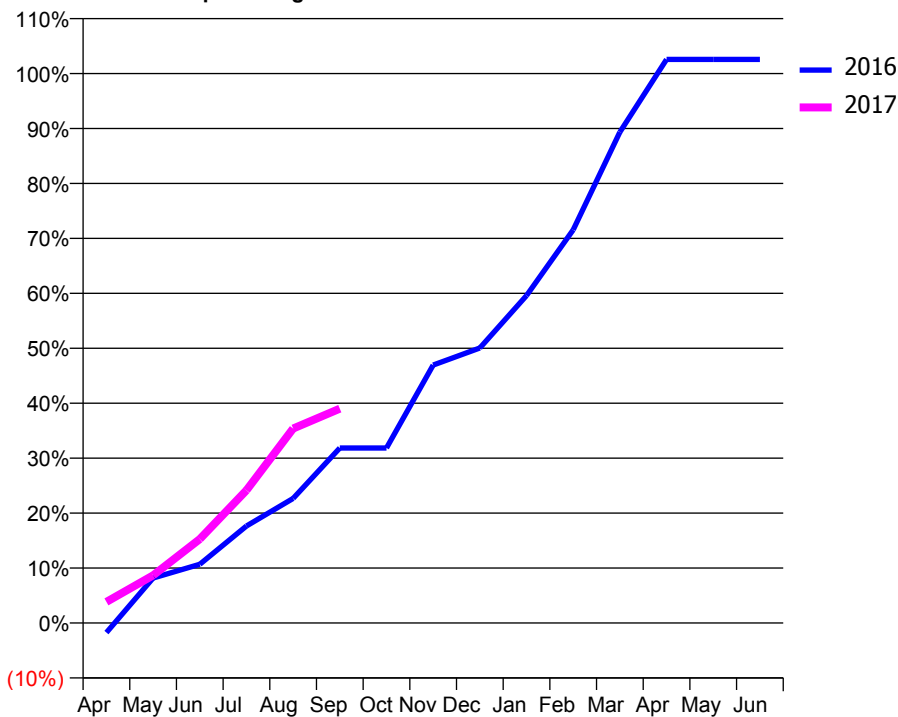
### ACCESS\*

Patients seen in 24 months	Total	Change since previous quarter
Quarter ending September 2015	631	
Quarter ending December 2015	626	→
Quarter ending March 2016	661	↑
Quarter ending June 2016	638	↓
Quarter ending September 2016	630	↓
<b>Variance since September 2015</b>	<b>(0.2%)</b>	<b>→</b>



### ACTIVITY

Cumulative percentage of contracted UDA delivered 2016 & 2017



Adjusted Scheduled Activity (UDA)

Month	2016	2017
April	-44	96
May	204	216
June	266	381
July	440	602
August	565	882
September	794	972
October	794	
November	1,170	
December	1,247	
January	1,485	
February	1,783	
March	2,227	
April	2,556	
May	2,556	
June	2,556	

### QUALITY

	Quantity	Base Number	Contract	AT	Region	England
% of FP17s for the same patient ID Re-attending within 3 months - Children	10	180	5.6%	10.3%	11.8%	12.4%
% of FP17s for the same patient ID Re-attending within 3 months - Adults	45	238	18.9%	15.1%	16.6%	16.7%
% of FP17s for the same patient ID Re-attending between 3 & 9 months - Children	109	180	60.6%	60.7%	60.2%	57.4%
% of FP17s for the same patient ID Re-attending between 3 & 9 months - Adults	136	238	57.1%	52.7%	52.0%	50.5%
% of FP17s for Band 1 Urgent Courses	21	349	6.0%	9.6%	9.4%	9.1%
% of FP17s Relating to Free Repair or Replacements	0	349	0.0%	0.7%	0.7%	0.8%
% of FP17s Relating to Continuations	2	349	0.6%	1.3%	1.2%	1.3%
% of Patients satisfied with the dentistry they have received	0	0	N/A	91.6%	93.6%	93.2%
% of Patients satisfied with the time they had to wait for an appointment	0	0	N/A	87.7%	89.1%	89.0%

\* This is based on patients treated on this contract for their most recent course of treatment. Figures in italics indicate the base number of FP17s or Patient Questionnaire responses are less than 100. N/A is shown where the base number of responses is less than 10 during the period. % is calculated as Quantity/Base number\*100

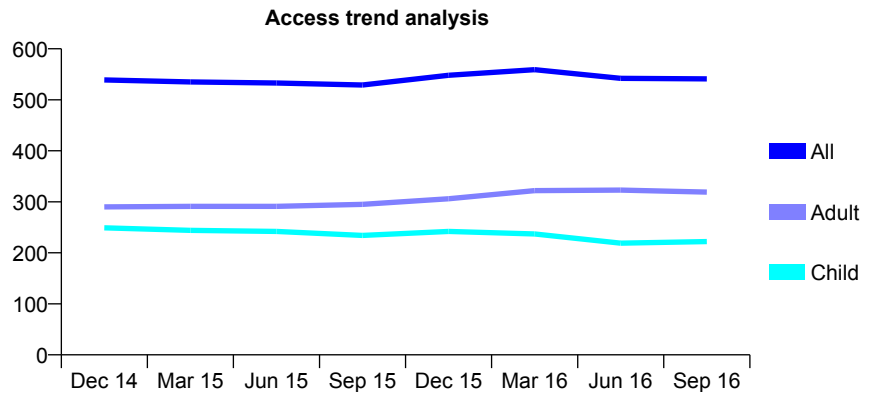
## Q70 - Vital Signs At a Glance Contract Report for 848867/0001 - September 2016

Name or company name	MR DW ROBINSON
Contract type name	GDS Contract
Purpose of contract	General
Contract start date	01/04/2006
Contract end date	

16/17 Contracted general activity (UDA)	1,084
Carry forward general activity (UDA)	14
16/17 Contracted orthodontic activity (UOA)	0
Carry forward orthodontic activity (UOA)	0
Baseline contract value	£28,186.38

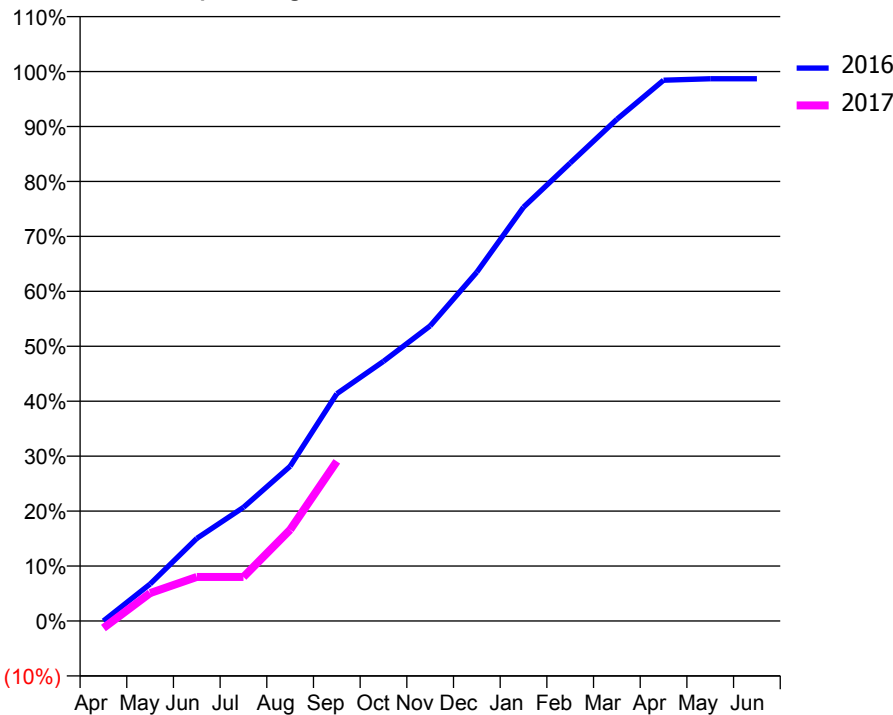
### ACCESS\*

Patients seen in 24 months	Total	Change since previous quarter
Quarter ending September 2015	529	
Quarter ending December 2015	548	↑
Quarter ending March 2016	559	↑
Quarter ending June 2016	542	↓
Quarter ending September 2016	541	→
<b>Variance since September 2015</b>	<b>2.3%</b>	<b>↑</b>



### ACTIVITY

Cumulative percentage of contracted UDA delivered 2016 & 2017



Month	Adjusted Scheduled Activity (UDA)	
	2016	2017
April	0	-14
May	73	55
June	163	87
July	224	87
August	305	180
September	448	315
October	512	
November	582	
December	688	
January	816	
February	903	
March	990	
April	1,067	
May	1,070	
June	1,070	

### QUALITY

	Quantity	Base Number	Contract	AT	Region	England
% of FP17s for the same patient ID Re-attending within 3 months - Children	2	99	2.0%	10.3%	11.8%	12.4%
% of FP17s for the same patient ID Re-attending within 3 months - Adults	1	108	0.9%	15.1%	16.6%	16.7%
% of FP17s for the same patient ID Re-attending between 3 & 9 months - Children	34	99	34.3%	60.7%	60.2%	57.4%
% of FP17s for the same patient ID Re-attending between 3 & 9 months - Adults	25	108	23.1%	52.7%	52.0%	50.5%
% of FP17s for Band 1 Urgent Courses	0	173	0.0%	9.6%	9.4%	9.1%
% of FP17s Relating to Free Repair or Replacements	0	173	0.0%	0.7%	0.7%	0.8%
% of FP17s Relating to Continuations	0	173	0.0%	1.3%	1.2%	1.3%
% of Patients satisfied with the dentistry they have received	1	1	N/A	91.6%	93.6%	93.2%
% of Patients satisfied with the time they had to wait for an appointment	1	1	N/A	87.7%	89.1%	89.0%

\* This is based on patients treated on this contract for their most recent course of treatment. Figures in italics indicate the base number of FP17s or Patient Questionnaire responses are less than 100. N/A is shown where the base number of responses is less than 10 during the period. % is calculated as Quantity/Base number\*100



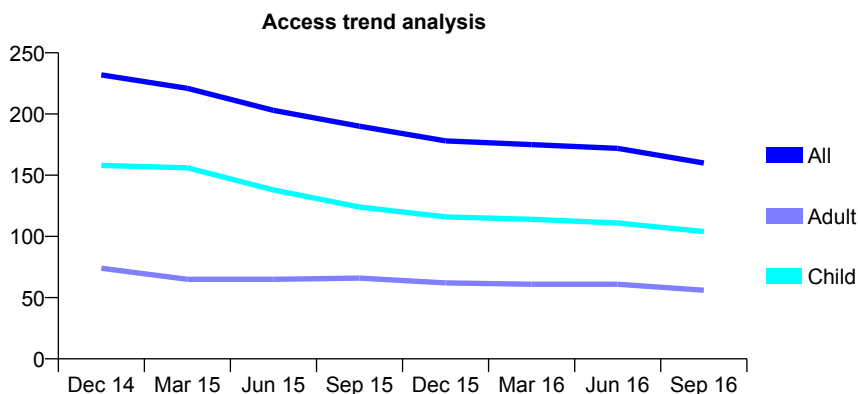
## Q70 - Vital Signs At a Glance Contract Report for 856843/0001 - September 2016

Name or company name	MISS RK HARTOG
Contract type name	GDS Contract
Purpose of contract	General
Contract start date	01/04/2006
Contract end date	

16/17 Contracted general activity (UDA)	400
Carry forward general activity (UDA)	0
16/17 Contracted orthodontic activity (UOA)	0
Carry forward orthodontic activity (UOA)	0
Baseline contract value	£10,068.26

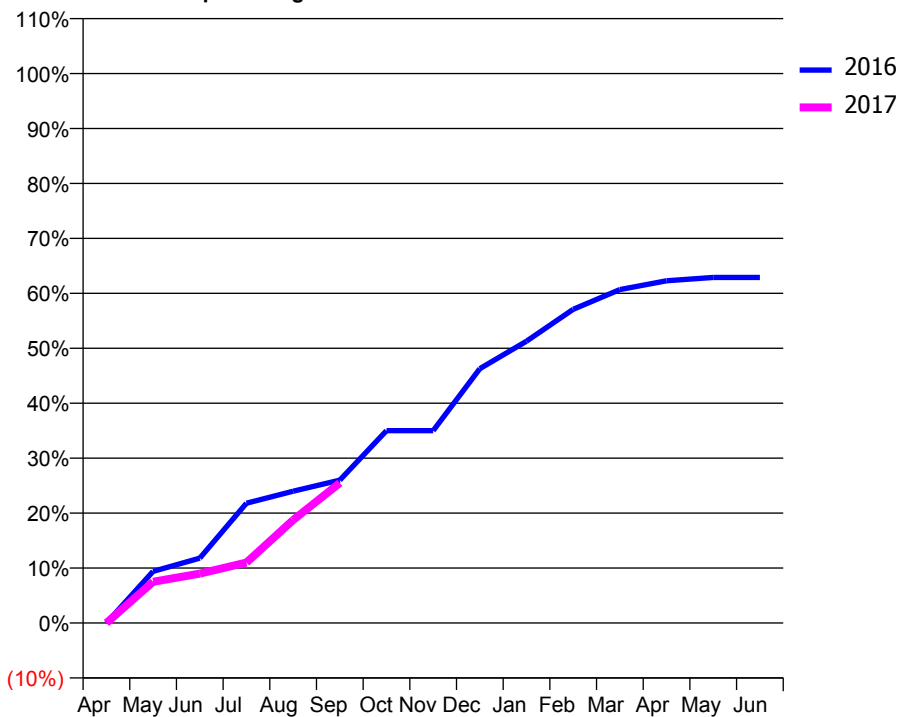
### ACCESS\*

Patients seen in 24 months	Total	Change since previous quarter
Quarter ending September 2015	190	
Quarter ending December 2015	178	↓
Quarter ending March 2016	175	↓
Quarter ending June 2016	172	↓
Quarter ending September 2016	160	↓
<b>Variance since September 2015</b>	<b>(15.8%)</b>	<b>↓</b>



### ACTIVITY

Cumulative percentage of contracted UDA delivered 2016 & 2017



Adjusted Scheduled Activity (UDA)

Month	2016	2017
April	0	0
May	47	30
June	59	36
July	109	44
August	120	75
September	130	102
October	175	
November	175	
December	231	
January	256	
February	285	
March	303	
April	311	
May	314	
June	314	

### QUALITY

	Quantity	Base Number	Contract	AT	Region	England
% of FP17s for the same patient ID Re-attending within 3 months - Children	0	65	0.0%	10.3%	11.8%	12.4%
% of FP17s for the same patient ID Re-attending within 3 months - Adults	0	18	0.0%	15.1%	16.6%	16.7%
% of FP17s for the same patient ID Re-attending between 3 & 9 months - Children	47	65	72.3%	60.7%	60.2%	57.4%
% of FP17s for the same patient ID Re-attending between 3 & 9 months - Adults	16	18	88.9%	52.7%	52.0%	50.5%
% of FP17s for Band 1 Urgent Courses	0	76	0.0%	9.6%	9.4%	9.1%
% of FP17s Relating to Free Repair or Replacements	0	76	0.0%	0.7%	0.7%	0.8%
% of FP17s Relating to Continuations	0	76	0.0%	1.3%	1.2%	1.3%
% of Patients satisfied with the dentistry they have received	0	0	N/A	91.6%	93.6%	93.2%
% of Patients satisfied with the time they had to wait for an appointment	0	0	N/A	87.7%	89.1%	89.0%

\* This is based on patients treated on this contract for their most recent course of treatment. Figures in italics indicate the base number of FP17s or Patient Questionnaire responses are less than 100. N/A is shown where the base number of responses is less than 10 during the period. % is calculated as Quantity/Base number\*100

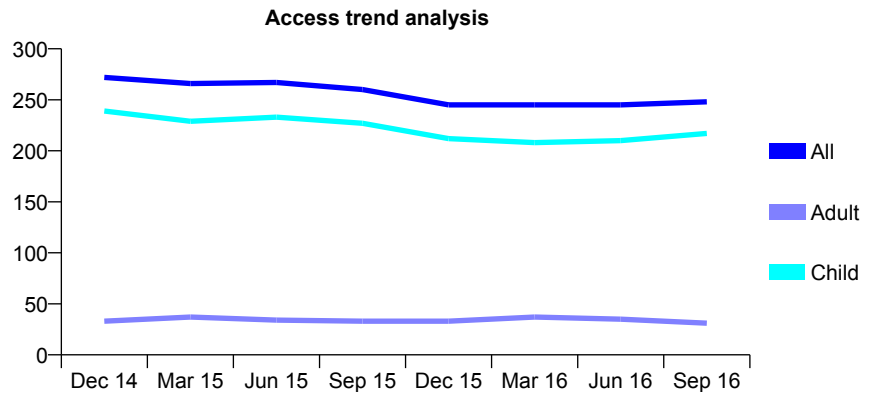
## Q70 - Vital Signs At a Glance Contract Report for 861782/0001 - September 2016

Name or company name	MR AJ SMALES
Contract type name	GDS Contract
Purpose of contract	General
Contract start date	01/08/2008
Contract end date	

16/17 Contracted general activity (UDA)	691
Carry forward general activity (UDA)	14
16/17 Contracted orthodontic activity (UOA)	0
Carry forward orthodontic activity (UOA)	0
Baseline contract value	£19,566.46

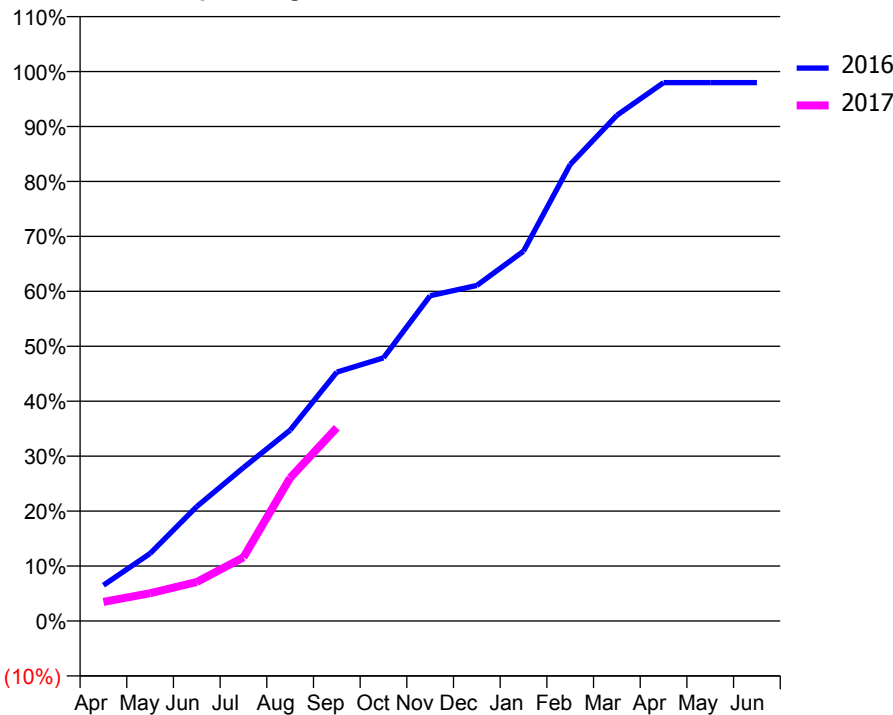
### ACCESS\*

Patients seen in 24 months	Total	Change since previous quarter
Quarter ending September 2015	260	
Quarter ending December 2015	245	↓
Quarter ending March 2016	245	→
Quarter ending June 2016	245	→
Quarter ending September 2016	248	→
<b>Variance since September 2015</b>	<b>(4.6%)</b>	<b>↓</b>



### ACTIVITY

Cumulative percentage of contracted UDA delivered 2016 & 2017



Month	Adjusted Scheduled Activity (UDA)	
	2016	2017
April	45	24
May	85	35
June	144	49
July	193	80
August	240	180
September	313	243
October	331	
November	409	
December	422	
January	465	
February	574	
March	636	
April	677	
May	677	
June	677	

### QUALITY

	Quantity	Base Number	Contract	AT	Region	England
% of FP17s for the same patient ID Re-attending within 3 months - Children	3	133	2.3%	10.3%	11.8%	12.4%
% of FP17s for the same patient ID Re-attending within 3 months - Adults	0	2	0.0%	15.1%	16.6%	16.7%
% of FP17s for the same patient ID Re-attending between 3 & 9 months - Children	55	133	41.4%	60.7%	60.2%	57.4%
% of FP17s for the same patient ID Re-attending between 3 & 9 months - Adults	1	2	50.0%	52.7%	52.0%	50.5%
% of FP17s for Band 1 Urgent Courses	0	113	0.0%	9.6%	9.4%	9.1%
% of FP17s Relating to Free Repair or Replacements	0	113	0.0%	0.7%	0.7%	0.8%
% of FP17s Relating to Continuations	0	113	0.0%	1.3%	1.2%	1.3%
% of Patients satisfied with the dentistry they have received	0	0	N/A	91.6%	93.6%	93.2%
% of Patients satisfied with the time they had to wait for an appointment	0	0	N/A	87.7%	89.1%	89.0%

\* This is based on patients treated on this contract for their most recent course of treatment. Figures in italics indicate the base number of FP17s or Patient Questionnaire responses are less than 100. N/A is shown where the base number of responses is less than 10 during the period. % is calculated as Quantity/Base number\*100

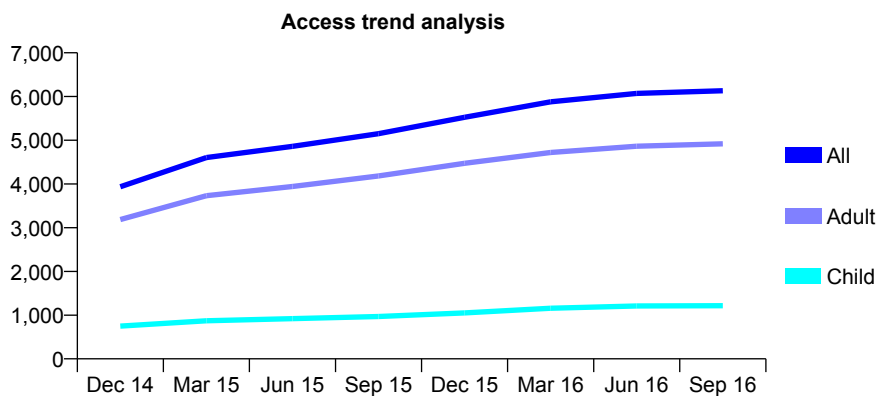
## Q70 - Vital Signs At a Glance Contract Report for 864692/0002 - September 2016

Name or company name	MR TH MAZGAJ
Contract type name	GDS Contract
Purpose of contract	General
Contract start date	01/04/2014
Contract end date	

16/17 Contracted general activity (UDA)	22,044
Carry forward general activity (UDA)	207
16/17 Contracted orthodontic activity (UOA)	0
Carry forward orthodontic activity (UOA)	0
Baseline contract value	£505,300.50

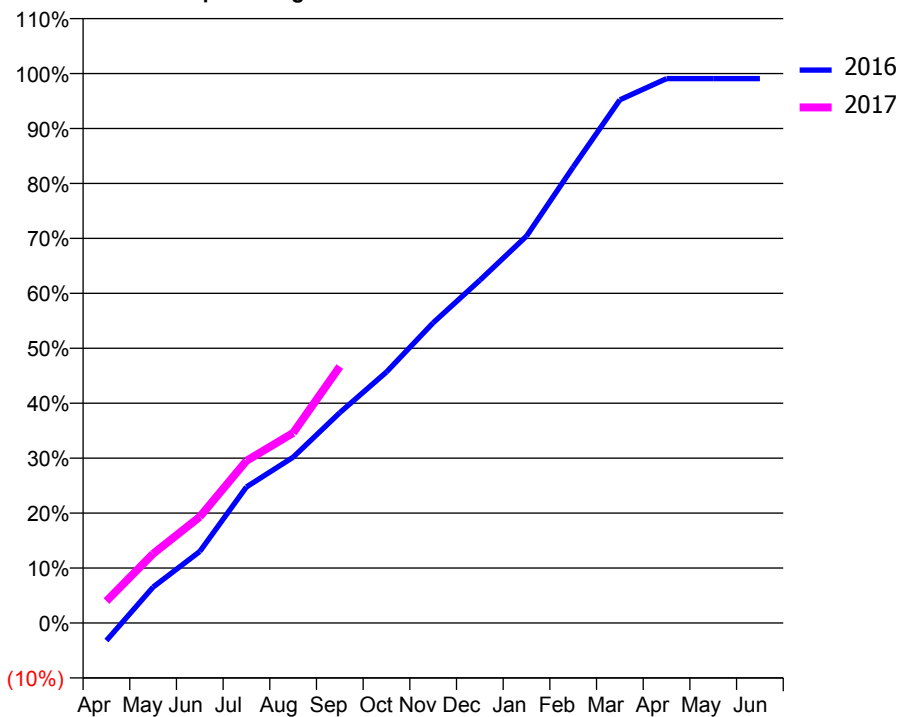
### ACCESS\*

Patients seen in 24 months	Total	Change since previous quarter
Quarter ending September 2015	5,151	
Quarter ending December 2015	5,526	↑
Quarter ending March 2016	5,878	↑
Quarter ending June 2016	6,072	↑
Quarter ending September 2016	6,132	→
<b>Variance since September 2015</b>	<b>19.0%</b>	<b>↑</b>



### ACTIVITY

**Cumulative percentage of contracted UDA delivered 2016 & 2017**



**Adjusted Scheduled Activity (UDA)**

Month	2016	2017
April	-707	878
May	1,444	2,782
June	2,869	4,259
July	5,457	6,506
August	6,654	7,627
September	8,440	10,289
October	10,068	
November	12,045	
December	13,749	
January	15,524	
February	18,290	
March	20,986	
April	21,837	
May	21,837	
June	21,837	

### QUALITY

	Quantity	Base Number	Contract	AT	Region	England
% of FP17s for the same patient ID Re-attending within 3 months - Children	44	969	4.5%	10.3%	11.8%	12.4%
% of FP17s for the same patient ID Re-attending within 3 months - Adults	409	3,543	11.5%	15.1%	16.6%	16.7%
% of FP17s for the same patient ID Re-attending between 3 & 9 months - Children	600	969	61.9%	60.7%	60.2%	57.4%
% of FP17s for the same patient ID Re-attending between 3 & 9 months - Adults	2,102	3,543	59.3%	52.7%	52.0%	50.5%
% of FP17s for Band 1 Urgent Courses	115	4,182	2.7%	9.6%	9.4%	9.1%
% of FP17s Relating to Free Repair or Replacements	25	4,182	0.6%	0.7%	0.7%	0.8%
% of FP17s Relating to Continuations	153	4,182	3.7%	1.3%	1.2%	1.3%
% of Patients satisfied with the dentistry they have received	4	4	N/A	91.6%	93.6%	93.2%
% of Patients satisfied with the time they had to wait for an appointment	4	4	N/A	87.7%	89.1%	89.0%

\* This is based on patients treated on this contract for their most recent course of treatment. Figures in italics indicate the base number of FP17s or Patient Questionnaire responses are less than 100. N/A is shown where the base number of responses is less than 10 during the period. % is calculated as Quantity/Base number\*100

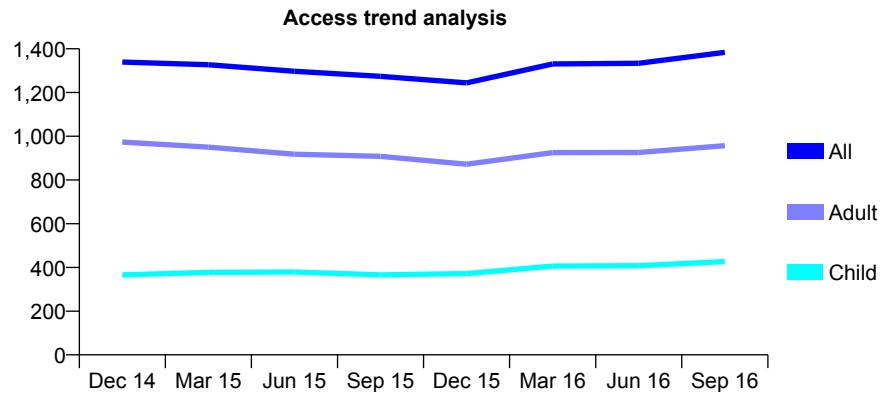
## Q70 - Vital Signs At a Glance Contract Report for 875104/0001 - September 2016

Name or company name	MRS RM REDKA
Contract type name	GDS Contract
Purpose of contract	General
Contract start date	15/06/2008
Contract end date	

16/17 Contracted general activity (UDA)	8,000
Carry forward general activity (UDA)	0
16/17 Contracted orthodontic activity (UOA)	0
Carry forward orthodontic activity (UOA)	0
Baseline contract value	£180,527.02

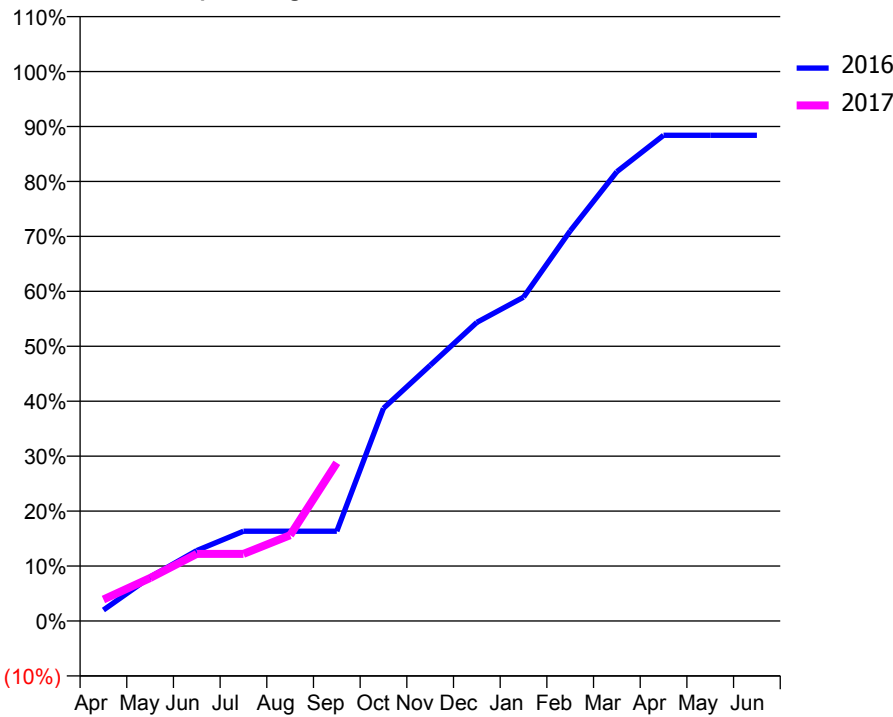
### ACCESS\*

Patients seen in 24 months	Total	Change since previous quarter
Quarter ending September 2015	1,274	
Quarter ending December 2015	1,244	↓
Quarter ending March 2016	1,331	↑
Quarter ending June 2016	1,334	→
Quarter ending September 2016	1,384	↑
<b>Variance since September 2015</b>	<b>8.6%</b>	<b>↑</b>



### ACTIVITY

Cumulative percentage of contracted UDA delivered 2016 & 2017



Month	Adjusted Scheduled Activity (UDA)	
	2016	2017
April	159	314
May	640	627
June	1,026	978
July	1,308	978
August	1,308	1,250
September	1,308	2,304
October	3,097	
November	3,723	
December	4,348	
January	4,715	
February	5,680	
March	6,542	
April	7,072	
May	7,072	
June	7,072	

### QUALITY

	Quantity	Base Number	Contract	AT	Region	England
% of FP17s for the same patient ID Re-attending within 3 months - Children	35	290	12.1%	10.3%	11.8%	12.4%
% of FP17s for the same patient ID Re-attending within 3 months - Adults	158	661	23.9%	15.1%	16.6%	16.7%
% of FP17s for the same patient ID Re-attending between 3 & 9 months - Children	162	290	55.9%	60.7%	60.2%	57.4%
% of FP17s for the same patient ID Re-attending between 3 & 9 months - Adults	337	661	51.0%	52.7%	52.0%	50.5%
% of FP17s for Band 1 Urgent Courses	145	820	17.7%	9.6%	9.4%	9.1%
% of FP17s Relating to Free Repair or Replacements	0	820	0.0%	0.7%	0.7%	0.8%
% of FP17s Relating to Continuations	0	820	0.0%	1.3%	1.2%	1.3%
% of Patients satisfied with the dentistry they have received	1	1	N/A	91.6%	93.6%	93.2%
% of Patients satisfied with the time they had to wait for an appointment	1	1	N/A	87.7%	89.1%	89.0%

\* This is based on patients treated on this contract for their most recent course of treatment. Figures in italics indicate the base number of FP17s or Patient Questionnaire responses are less than 100. N/A is shown where the base number of responses is less than 10 during the period. % is calculated as Quantity/Base number\*100

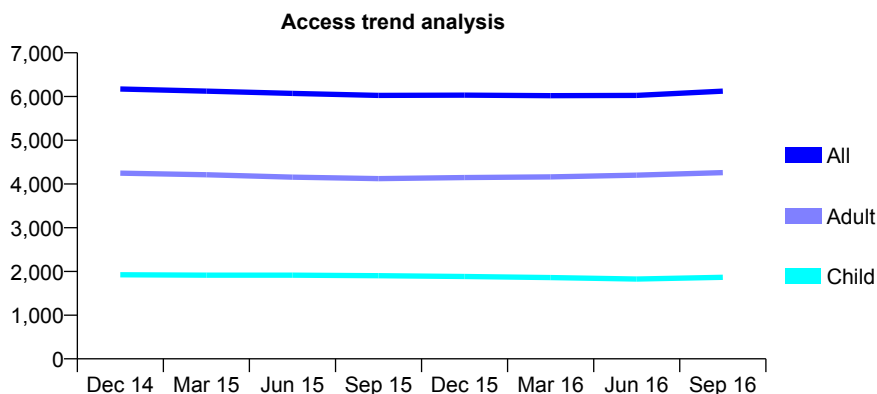
## Q70 - Vital Signs At a Glance Contract Report for 901849/0003 - September 2016

Name or company name	MR MM LALJEE
Contract type name	GDS Contract
Purpose of contract	General
Contract start date	02/04/2012
Contract end date	

16/17 Contracted general activity (UDA)	13,300
Carry forward general activity (UDA)	0
16/17 Contracted orthodontic activity (UOA)	0
Carry forward orthodontic activity (UOA)	0
Baseline contract value	£359,119.92

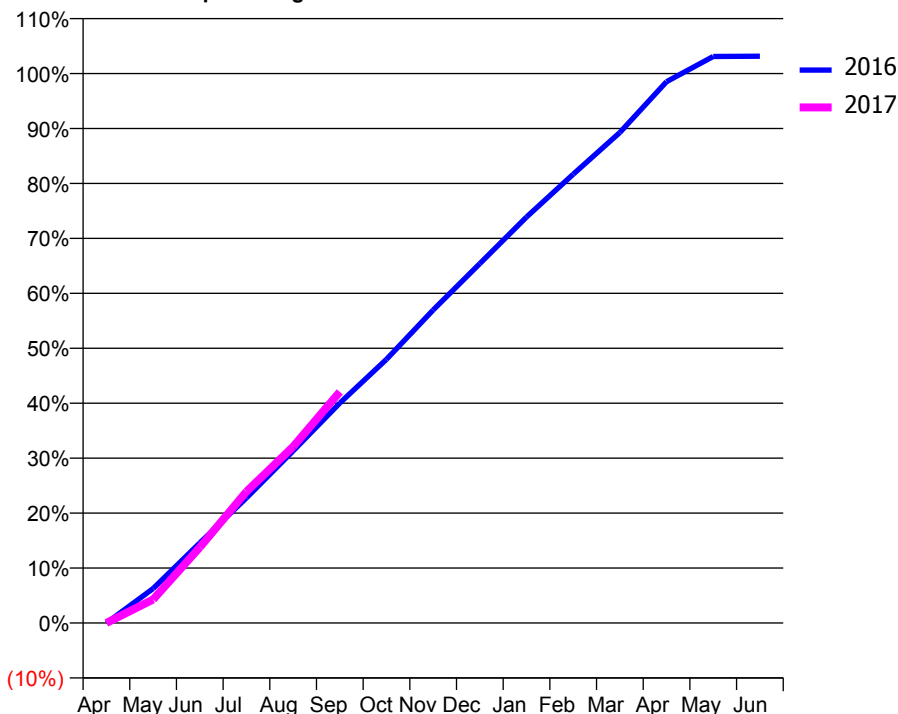
### ACCESS\*

Patients seen in 24 months	Total	Change since previous quarter
Quarter ending September 2015	6,026	
Quarter ending December 2015	6,031	→
Quarter ending March 2016	6,019	→
Quarter ending June 2016	6,026	→
Quarter ending September 2016	6,124	→
<b>Variance since September 2015</b>	<b>1.6%</b>	<b>→</b>



### ACTIVITY

Cumulative percentage of contracted UDA delivered 2016 & 2017



Month	Adjusted Scheduled Activity (UDA)	
	2016	2017
April	0	0
May	834	569
June	1,937	1,832
July	3,028	3,182
August	4,165	4,268
September	5,322	5,594
October	6,383	
November	7,576	
December	8,700	
January	9,827	
February	10,862	
March	11,874	
April	13,101	
May	13,711	
June	13,720	

### QUALITY

	Quantity	Base Number	Contract	AT	Region	England
% of FP17s for the same patient ID Re-attending within 3 months - Children	95	1,613	5.9%	10.3%	11.8%	12.4%
% of FP17s for the same patient ID Re-attending within 3 months - Adults	329	2,906	11.3%	15.1%	16.6%	16.7%
% of FP17s for the same patient ID Re-attending between 3 & 9 months - Children	1,099	1,613	68.1%	60.7%	60.2%	57.4%
% of FP17s for the same patient ID Re-attending between 3 & 9 months - Adults	1,488	2,906	51.2%	52.7%	52.0%	50.5%
% of FP17s for Band 1 Urgent Courses	165	3,115	5.3%	9.6%	9.4%	9.1%
% of FP17s Relating to Free Repair or Replacements	8	3,115	0.3%	0.7%	0.7%	0.8%
% of FP17s Relating to Continuations	57	3,115	1.8%	1.3%	1.2%	1.3%
% of Patients satisfied with the dentistry they have received	2	3	N/A	91.6%	93.6%	93.2%
% of Patients satisfied with the time they had to wait for an appointment	3	3	N/A	87.7%	89.1%	89.0%

\* This is based on patients treated on this contract for their most recent course of treatment. Figures in italics indicate the base number of FP17s or Patient Questionnaire responses are less than 100. N/A is shown where the base number of responses is less than 10 during the period. % is calculated as Quantity/Base number\*100

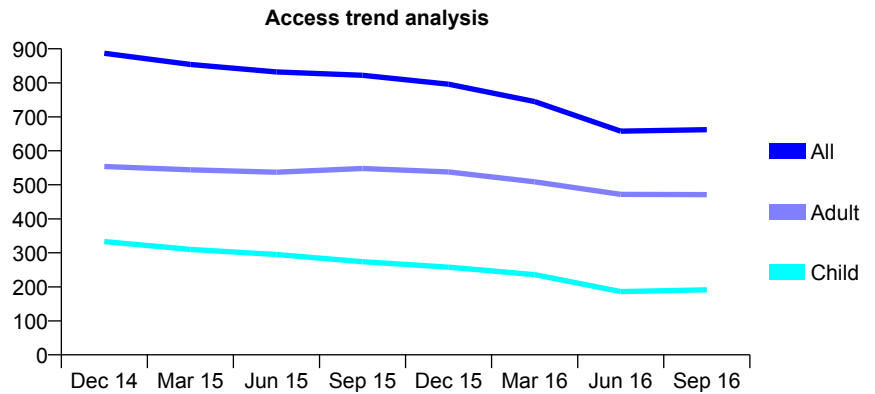
## Q70 - Vital Signs At a Glance Contract Report for 905968/0001 - September 2016

Name or company name	MR A MCGROARTY
Contract type name	GDS Contract
Purpose of contract	General
Contract start date	01/04/2006
Contract end date	

16/17 Contracted general activity (UDA)	2,250
Carry forward general activity (UDA)	0
16/17 Contracted orthodontic activity (UOA)	0
Carry forward orthodontic activity (UOA)	0
Baseline contract value	£48,552.35

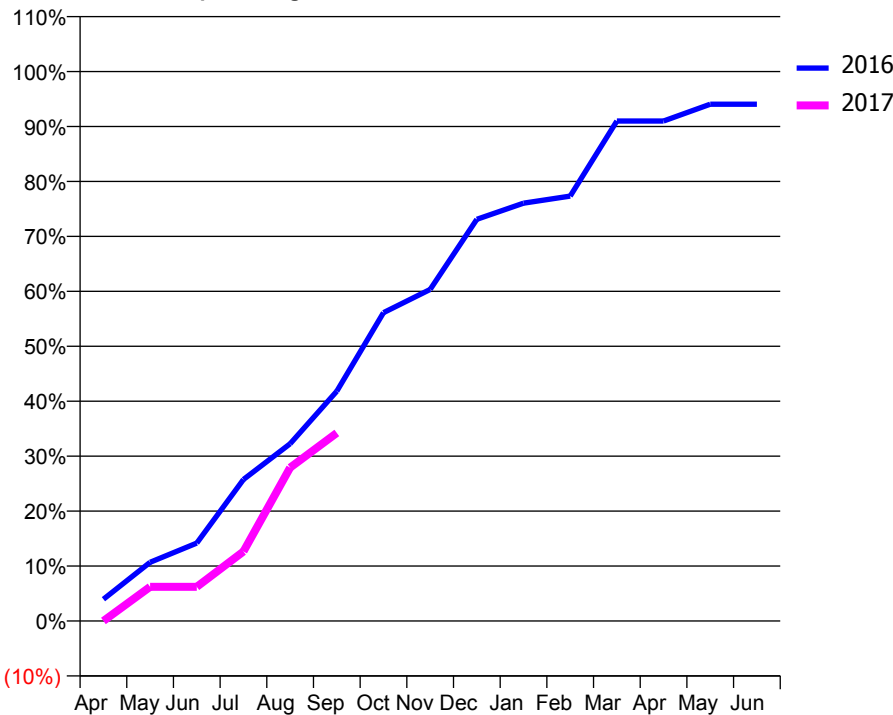
### ACCESS\*

Patients seen in 24 months	Total	Change since previous quarter
Quarter ending September 2015	822	
Quarter ending December 2015	796	↓
Quarter ending March 2016	745	↓
Quarter ending June 2016	658	↓
Quarter ending September 2016	662	→
<b>Variance since September 2015</b>	<b>(19.5%)</b>	<b>↓</b>



### ACTIVITY

Cumulative percentage of contracted UDA delivered 2016 & 2017



Month	2016	2017
April	89	0
May	241	140
June	319	140
July	579	285
August	726	628
September	941	770
October	1,262	
November	1,358	
December	1,645	
January	1,711	
February	1,740	
March	2,047	
April	2,047	
May	2,116	
June	2,116	

### QUALITY

	Quantity	Base Number	Contract	AT	Region	England
% of FP17s for the same patient ID Re-attending within 3 months - Children	7	172	4.1%	10.3%	11.8%	12.4%
% of FP17s for the same patient ID Re-attending within 3 months - Adults	31	344	9.0%	15.1%	16.6%	16.7%
% of FP17s for the same patient ID Re-attending between 3 & 9 months - Children	116	172	67.4%	60.7%	60.2%	57.4%
% of FP17s for the same patient ID Re-attending between 3 & 9 months - Adults	244	344	70.9%	52.7%	52.0%	50.5%
% of FP17s for Band 1 Urgent Courses	31	473	6.6%	9.6%	9.4%	9.1%
% of FP17s Relating to Free Repair or Replacements	0	473	0.0%	0.7%	0.7%	0.8%
% of FP17s Relating to Continuations	2	473	0.4%	1.3%	1.2%	1.3%
% of Patients satisfied with the dentistry they have received	2	2	N/A	91.6%	93.6%	93.2%
% of Patients satisfied with the time they had to wait for an appointment	2	2	N/A	87.7%	89.1%	89.0%

\* This is based on patients treated on this contract for their most recent course of treatment. Figures in italics indicate the base number of FP17s or Patient Questionnaire responses are less than 100. N/A is shown where the base number of responses is less than 10 during the period. % is calculated as Quantity/Base number\*100

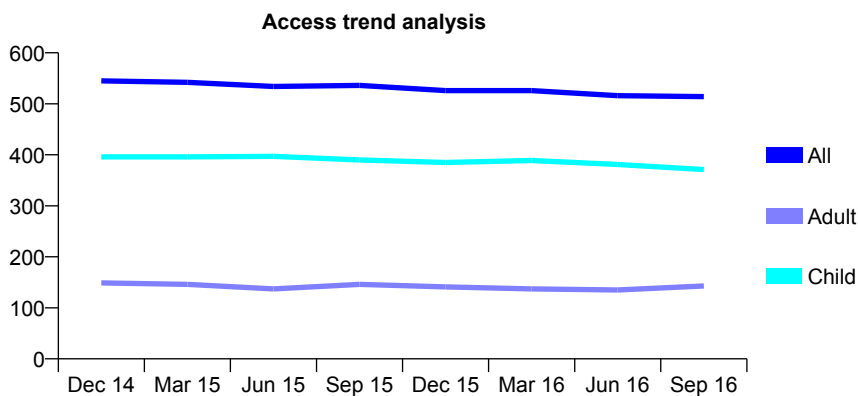
## Q70 - Vital Signs At a Glance Contract Report for 906530/0001 - September 2016

Name or company name	MR SG PARDOE
Contract type name	GDS Contract
Purpose of contract	General
Contract start date	01/04/2006
Contract end date	

16/17 Contracted general activity (UDA)	900
Carry forward general activity (UDA)	37
16/17 Contracted orthodontic activity (UOA)	0
Carry forward orthodontic activity (UOA)	0
Baseline contract value	£20,778.04

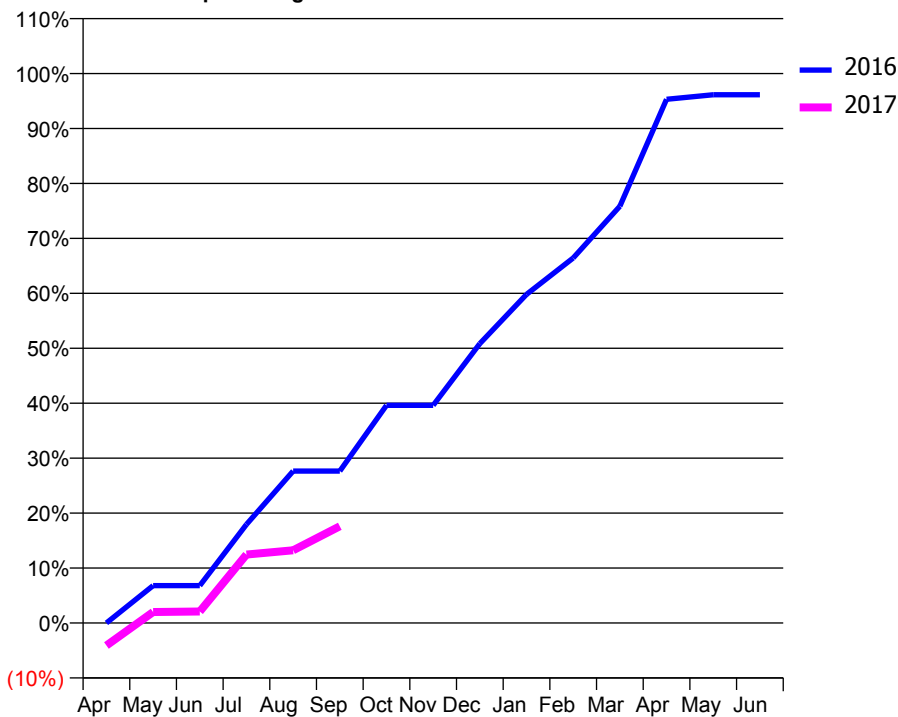
### ACCESS\*

Patients seen in 24 months	Total	Change since previous quarter
Quarter ending September 2015	536	
Quarter ending December 2015	526	↓
Quarter ending March 2016	526	→
Quarter ending June 2016	516	↓
Quarter ending September 2016	514	→
<b>Variance since September 2015</b>	<b>(4.1%)</b>	<b>↓</b>



### ACTIVITY

Cumulative percentage of contracted UDA delivered 2016 & 2017



Month	Adjusted Scheduled Activity (UDA)	
	2016	2017
April	0	-37
May	66	18
June	66	19
July	174	112
August	268	119
September	268	158
October	384	
November	384	
December	493	
January	580	
February	644	
March	736	
April	924	
May	932	
June	932	

### QUALITY

	Quantity	Base Number	Contract	AT	Region	England
% of FP17s for the same patient ID Re-attending within 3 months - Children	7	230	3.0%	10.3%	11.8%	12.4%
% of FP17s for the same patient ID Re-attending within 3 months - Adults	0	37	0.0%	15.1%	16.6%	16.7%
% of FP17s for the same patient ID Re-attending between 3 & 9 months - Children	141	230	61.3%	60.7%	60.2%	57.4%
% of FP17s for the same patient ID Re-attending between 3 & 9 months - Adults	27	37	73.0%	52.7%	52.0%	50.5%
% of FP17s for Band 1 Urgent Courses	2	159	1.3%	9.6%	9.4%	9.1%
% of FP17s Relating to Free Repair or Replacements	0	159	0.0%	0.7%	0.7%	0.8%
% of FP17s Relating to Continuations	0	159	0.0%	1.3%	1.2%	1.3%
% of Patients satisfied with the dentistry they have received	0	0	N/A	91.6%	93.6%	93.2%
% of Patients satisfied with the time they had to wait for an appointment	0	0	N/A	87.7%	89.1%	89.0%

\* This is based on patients treated on this contract for their most recent course of treatment. Figures in italics indicate the base number of FP17s or Patient Questionnaire responses are less than 100. N/A is shown where the base number of responses is less than 10 during the period. % is calculated as Quantity/Base number\*100



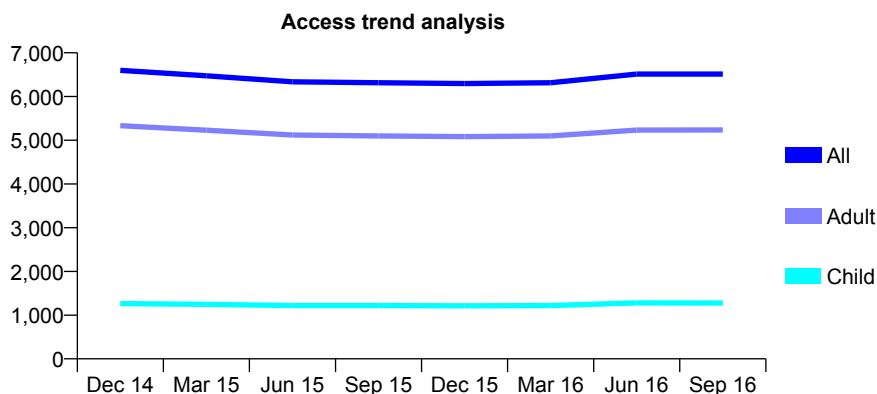
## Q70 - Vital Signs At a Glance Contract Report for 911860/0002 - September 2016

Name or company name	MR AM DANBY
Contract type name	GDS Contract
Purpose of contract	General
Contract start date	01/06/2008
Contract end date	

16/17 Contracted general activity (UDA)	15,800
Carry forward general activity (UDA)	0
16/17 Contracted orthodontic activity (UOA)	0
Carry forward orthodontic activity (UOA)	0
Baseline contract value	£438,559.24

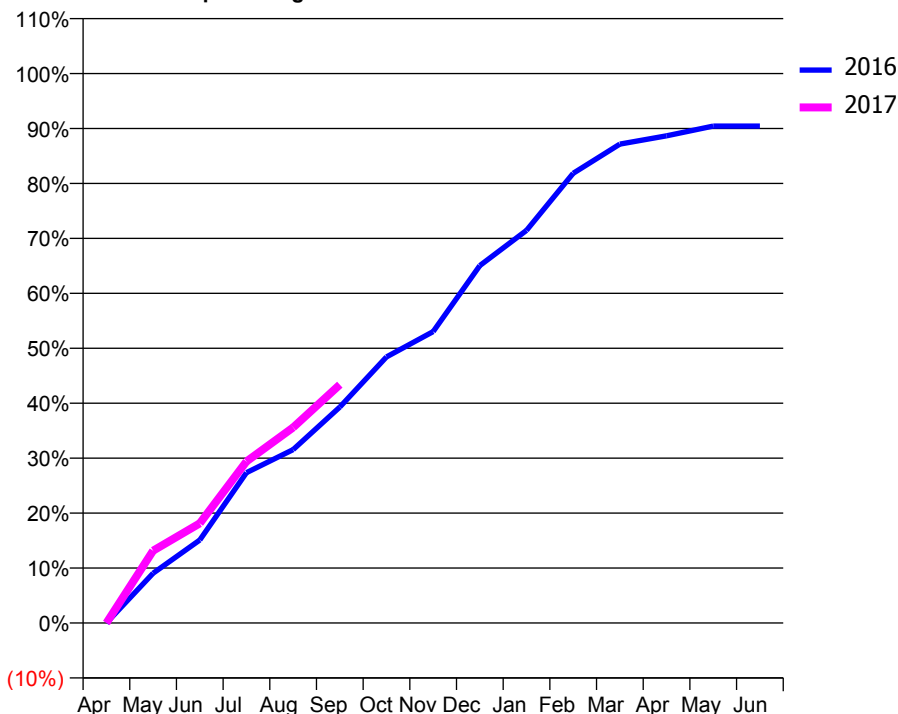
### ACCESS\*

Patients seen in 24 months	Total	Change since previous quarter
Quarter ending September 2015	6,316	
Quarter ending December 2015	6,297	→
Quarter ending March 2016	6,316	→
Quarter ending June 2016	6,514	↑
Quarter ending September 2016	6,512	→
<b>Variance since September 2015</b>	<b>3.1%</b>	<b>↑</b>



### ACTIVITY

Cumulative percentage of contracted UDA delivered 2016 & 2017



Month	Adjusted Scheduled Activity (UDA)	
	2016	2017
April	0	0
May	1,430	2,079
June	2,388	2,866
July	4,322	4,644
August	4,985	5,624
September	6,208	6,852
October	7,650	
November	8,379	
December	10,276	
January	11,289	
February	12,930	
March	13,772	
April	14,009	
May	14,288	
June	14,288	

### QUALITY

	Quantity	Base Number	Contract	AT	Region	England
% of FP17s for the same patient ID Re-attending within 3 months - Children	61	1,002	6.1%	10.3%	11.8%	12.4%
% of FP17s for the same patient ID Re-attending within 3 months - Adults	524	3,968	13.2%	15.1%	16.6%	16.7%
% of FP17s for the same patient ID Re-attending between 3 & 9 months - Children	596	1,002	59.5%	60.7%	60.2%	57.4%
% of FP17s for the same patient ID Re-attending between 3 & 9 months - Adults	2,371	3,968	59.8%	52.7%	52.0%	50.5%
% of FP17s for Band 1 Urgent Courses	374	4,279	8.7%	9.6%	9.4%	9.1%
% of FP17s Relating to Free Repair or Replacements	30	4,279	0.7%	0.7%	0.7%	0.8%
% of FP17s Relating to Continuations	62	4,279	1.4%	1.3%	1.2%	1.3%
% of Patients satisfied with the dentistry they have received	8	8	N/A	91.6%	93.6%	93.2%
% of Patients satisfied with the time they had to wait for an appointment	8	8	N/A	87.7%	89.1%	89.0%

\* This is based on patients treated on this contract for their most recent course of treatment. Figures in italics indicate the base number of FP17s or Patient Questionnaire responses are less than 100. N/A is shown where the base number of responses is less than 10 during the period. % is calculated as Quantity/Base number\*100

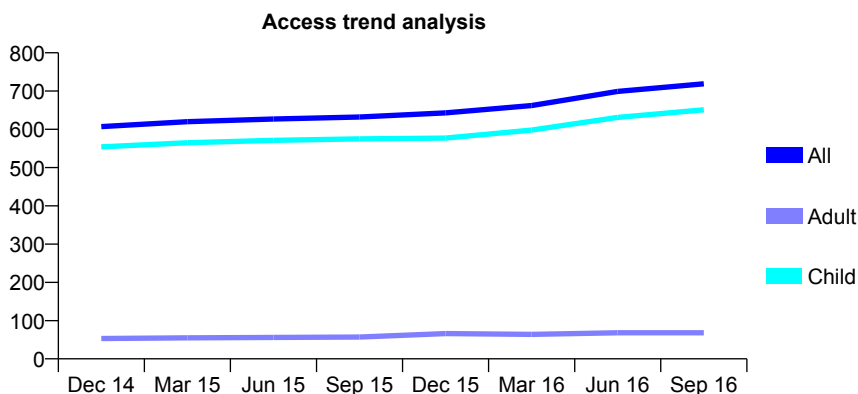
## Q70 - Vital Signs At a Glance Contract Report for 913723/0001 - September 2016

Name or company name	MR S TEJA
Contract type name	GDS Contract
Purpose of contract	General
Contract start date	01/04/2006
Contract end date	

16/17 Contracted general activity (UDA)	1,624
Carry forward general activity (UDA)	64
16/17 Contracted orthodontic activity (UOA)	0
Carry forward orthodontic activity (UOA)	0
Baseline contract value	£39,868.30

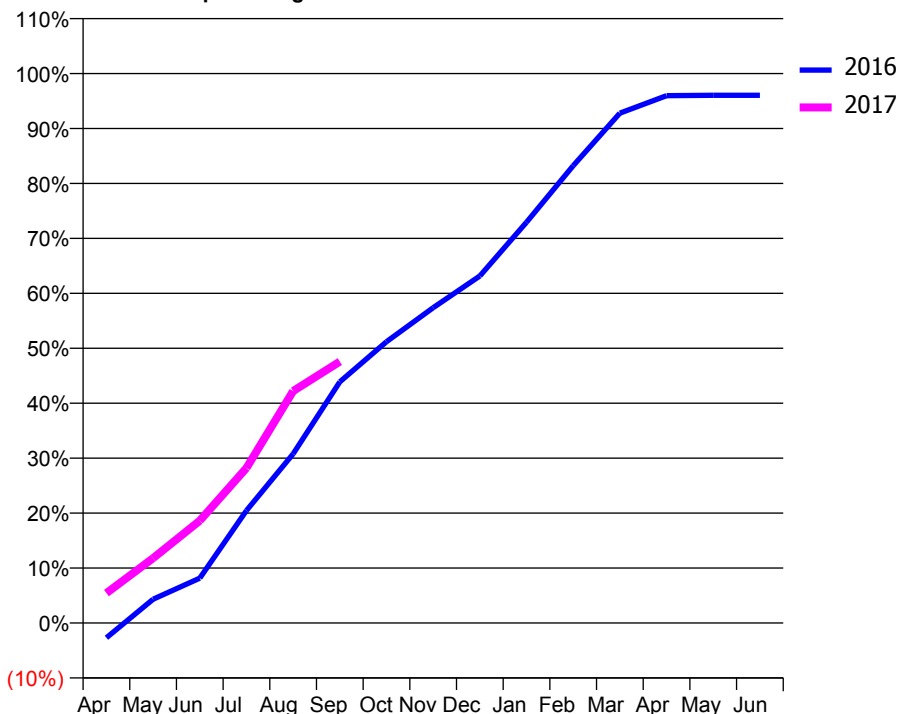
### ACCESS\*

Patients seen in 24 months	Total	Change since previous quarter
Quarter ending September 2015	632	
Quarter ending December 2015	643	→
Quarter ending March 2016	662	↑
Quarter ending June 2016	699	↑
Quarter ending September 2016	719	↑
<b>Variance since September 2015</b>	<b>13.8%</b>	<b>↑</b>



### ACTIVITY

Cumulative percentage of contracted UDA delivered 2016 & 2017



Month	Adjusted Scheduled Activity (UDA)	
	2016	2017
April	-44	88
May	70	192
June	133	302
July	333	458
August	500	685
September	713	773
October	831	
November	932	
December	1,026	
January	1,185	
February	1,352	
March	1,507	
April	1,559	
May	1,560	
June	1,560	

### QUALITY

	Quantity	Base Number	Contract	AT	Region	England
% of FP17s for the same patient ID Re-attending within 3 months - Children	61	569	10.7%	10.3%	11.8%	12.4%
% of FP17s for the same patient ID Re-attending within 3 months - Adults	4	30	13.3%	15.1%	16.6%	16.7%
% of FP17s for the same patient ID Re-attending between 3 & 9 months - Children	336	569	59.1%	60.7%	60.2%	57.4%
% of FP17s for the same patient ID Re-attending between 3 & 9 months - Adults	13	30	43.3%	52.7%	52.0%	50.5%
% of FP17s for Band 1 Urgent Courses	33	573	5.8%	9.6%	9.4%	9.1%
% of FP17s Relating to Free Repair or Replacements	0	573	0.0%	0.7%	0.7%	0.8%
% of FP17s Relating to Continuations	0	573	0.0%	1.3%	1.2%	1.3%
% of Patients satisfied with the dentistry they have received	0	0	N/A	91.6%	93.6%	93.2%
% of Patients satisfied with the time they had to wait for an appointment	0	0	N/A	87.7%	89.1%	89.0%

\* This is based on patients treated on this contract for their most recent course of treatment. Figures in italics indicate the base number of FP17s or Patient Questionnaire responses are less than 100. N/A is shown where the base number of responses is less than 10 during the period. % is calculated as Quantity/Base number\*100

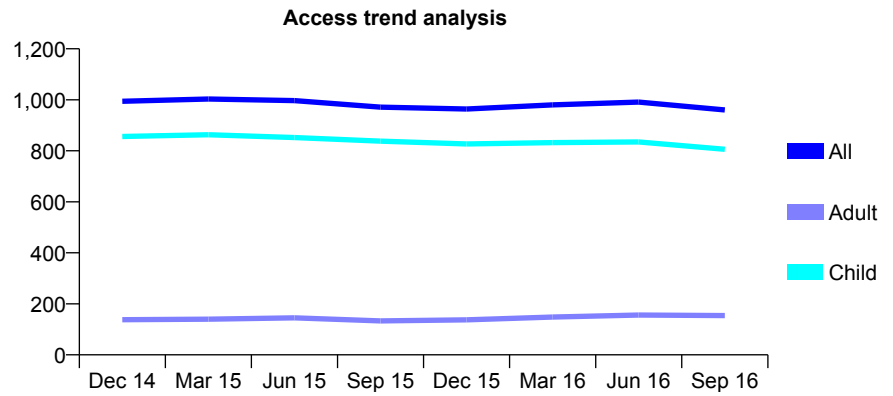
## Q70 - Vital Signs At a Glance Contract Report for 915394/0001 - September 2016

Name or company name	MR DR GATES
Contract type name	GDS Contract
Purpose of contract	General and Orthodontic
Contract start date	01/04/2006
Contract end date	

16/17 Contracted general activity (UDA)	2,800
Carry forward general activity (UDA)	0
16/17 Contracted orthodontic activity (UOA)	268
Carry forward orthodontic activity (UOA)	0
Baseline contract value	£88,239.26

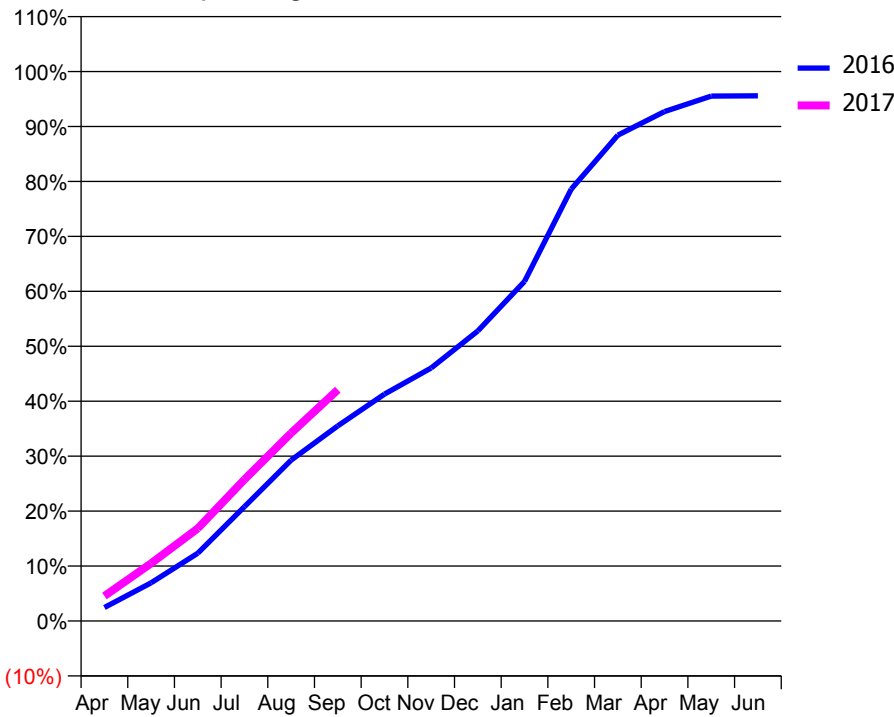
### ACCESS\*

Patients seen in 24 months	Total	Change since previous quarter
Quarter ending September 2015	971	
Quarter ending December 2015	964	→
Quarter ending March 2016	980	→
Quarter ending June 2016	991	→
Quarter ending September 2016	960	↓
<b>Variance since September 2015</b>	<b>(1.1%)</b>	<b>↓</b>



### ACTIVITY

Cumulative percentage of contracted UDA delivered 2016 & 2017



Month	Adjusted Scheduled Activity (UDA)	
	2016	2017
April	69	128
May	195	294
June	346	472
July	582	721
August	820	958
September	995	1,179
October	1,156	
November	1,289	
December	1,478	
January	1,730	
February	2,200	
March	2,475	
April	2,596	
May	2,675	
June	2,676	

### QUALITY

	Quantity	Base Number	Contract	AT	Region	England
% of FP17s for the same patient ID Re-attending within 3 months - Children	80	733	10.9%	10.3%	11.8%	12.4%
% of FP17s for the same patient ID Re-attending within 3 months - Adults	13	65	20.0%	15.1%	16.6%	16.7%
% of FP17s for the same patient ID Re-attending between 3 & 9 months - Children	519	733	70.8%	60.7%	60.2%	57.4%
% of FP17s for the same patient ID Re-attending between 3 & 9 months - Adults	45	65	69.2%	52.7%	52.0%	50.5%
% of FP17s for Band 1 Urgent Courses	28	679	4.1%	9.6%	9.4%	9.1%
% of FP17s Relating to Free Repair or Replacements	5	679	0.7%	0.7%	0.7%	0.8%
% of FP17s Relating to Continuations	1	679	0.1%	1.3%	1.2%	1.3%
% of Patients satisfied with the dentistry they have received	0	0	N/A	91.6%	93.6%	93.2%
% of Patients satisfied with the time they had to wait for an appointment	0	0	N/A	87.7%	89.1%	89.0%

\* This is based on patients treated on this contract for their most recent course of treatment. Figures in italics indicate the base number of FP17s or Patient Questionnaire responses are less than 100. N/A is shown where the base number of responses is less than 10 during the period. % is calculated as Quantity/Base number\*100

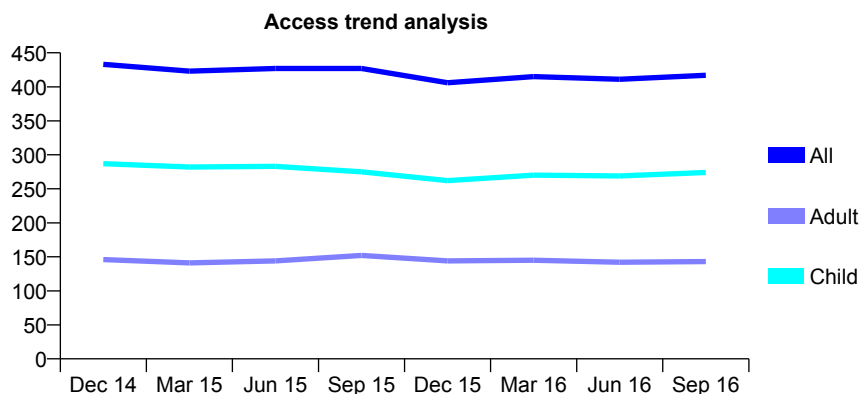
## Q70 - Vital Signs At a Glance Contract Report for 917559/0002 - September 2016

Name or company name	MISS AK O'REGAN
Contract type name	GDS Contract
Purpose of contract	General
Contract start date	01/04/2006
Contract end date	

16/17 Contracted general activity (UDA)	1,100
Carry forward general activity (UDA)	0
16/17 Contracted orthodontic activity (UOA)	0
Carry forward orthodontic activity (UOA)	0
Baseline contract value	£24,774.52

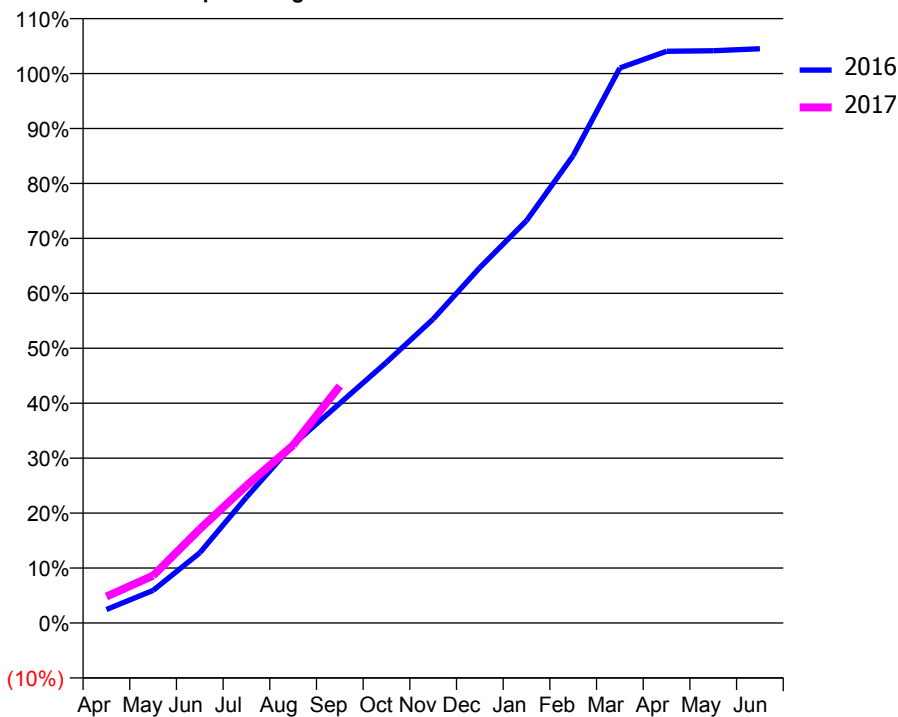
### ACCESS\*

Patients seen in 24 months	Total	Change since previous quarter
Quarter ending September 2015	427	
Quarter ending December 2015	406	↓
Quarter ending March 2016	415	↑
Quarter ending June 2016	411	→
Quarter ending September 2016	417	→
<b>Variance since September 2015</b>	<b>(2.3%)</b>	<b>↓</b>



### ACTIVITY

Cumulative percentage of contracted UDA delivered 2016 & 2017



Month	Adjusted Scheduled Activity (UDA)	
	2016	2017
April	27	53
May	65	95
June	141	188
July	252	275
August	357	356
September	440	475
October	522	
November	608	
December	711	
January	805	
February	936	
March	1,111	
April	1,145	
May	1,146	
June	1,150	

### QUALITY

	Quantity	Base Number	Contract	AT	Region	England
% of FP17s for the same patient ID Re-attending within 3 months - Children	12	209	5.7%	10.3%	11.8%	12.4%
% of FP17s for the same patient ID Re-attending within 3 months - Adults	11	81	13.6%	15.1%	16.6%	16.7%
% of FP17s for the same patient ID Re-attending between 3 & 9 months - Children	136	209	65.1%	60.7%	60.2%	57.4%
% of FP17s for the same patient ID Re-attending between 3 & 9 months - Adults	43	81	53.1%	52.7%	52.0%	50.5%
% of FP17s for Band 1 Urgent Courses	3	265	1.1%	9.6%	9.4%	9.1%
% of FP17s Relating to Free Repair or Replacements	0	265	0.0%	0.7%	0.7%	0.8%
% of FP17s Relating to Continuations	8	265	3.0%	1.3%	1.2%	1.3%
% of Patients satisfied with the dentistry they have received	1	1	N/A	91.6%	93.6%	93.2%
% of Patients satisfied with the time they had to wait for an appointment	1	1	N/A	87.7%	89.1%	89.0%

\* This is based on patients treated on this contract for their most recent course of treatment. Figures in italics indicate the base number of FP17s or Patient Questionnaire responses are less than 100. N/A is shown where the base number of responses is less than 10 during the period. % is calculated as Quantity/Base number\*100

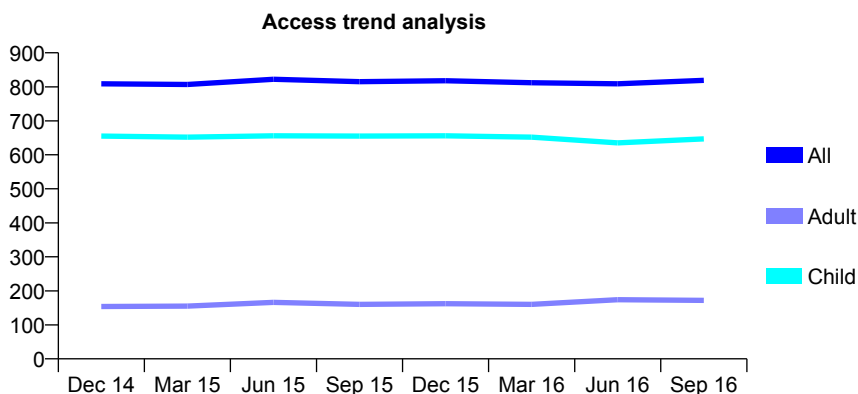
## Q70 - Vital Signs At a Glance Contract Report for 919454/0001 - September 2016

Name or company name	MR BR TAYLOR
Contract type name	GDS Contract
Purpose of contract	General
Contract start date	01/04/2006
Contract end date	

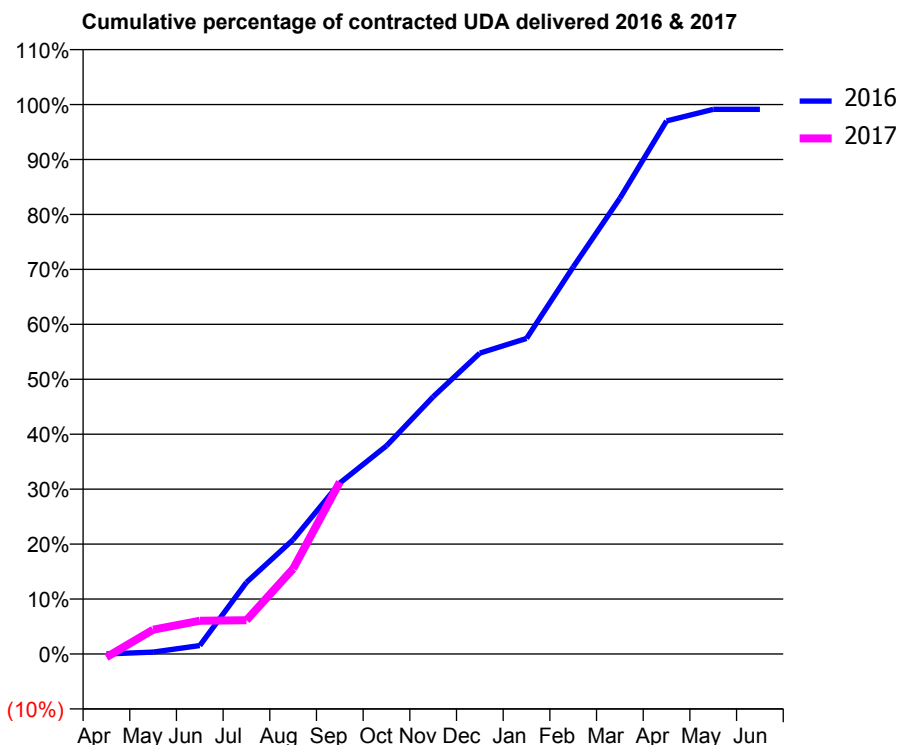
16/17 Contracted general activity (UDA)	2,335
Carry forward general activity (UDA)	20
16/17 Contracted orthodontic activity (UOA)	0
Carry forward orthodontic activity (UOA)	0
Baseline contract value	£70,943.81

### ACCESS\*

Patients seen in 24 months	Total	Change since previous quarter
Quarter ending September 2015	815	
Quarter ending December 2015	818	→
Quarter ending March 2016	812	→
Quarter ending June 2016	809	→
Quarter ending September 2016	819	→
<b>Variance since September 2015</b>	<b>0.5%</b>	<b>→</b>



### ACTIVITY



Month	Adjusted Scheduled Activity (UDA)	
	2016	2017
April	0	-14
May	8	103
June	36	142
July	305	144
August	486	363
September	727	731
October	885	
November	1,094	
December	1,279	
January	1,341	
February	1,645	
March	1,937	
April	2,265	
May	2,314	
June	2,314	

### QUALITY

	Quantity	Base Number	Contract	AT	Region	England
% of FP17s for the same patient ID Re-attending within 3 months - Children	35	512	6.8%	10.3%	11.8%	12.4%
% of FP17s for the same patient ID Re-attending within 3 months - Adults	7	56	12.5%	15.1%	16.6%	16.7%
% of FP17s for the same patient ID Re-attending between 3 & 9 months - Children	344	512	67.2%	60.7%	60.2%	57.4%
% of FP17s for the same patient ID Re-attending between 3 & 9 months - Adults	31	56	55.4%	52.7%	52.0%	50.5%
% of FP17s for Band 1 Urgent Courses	14	400	3.5%	9.6%	9.4%	9.1%
% of FP17s Relating to Free Repair or Replacements	0	400	0.0%	0.7%	0.7%	0.8%
% of FP17s Relating to Continuations	0	400	0.0%	1.3%	1.2%	1.3%
% of Patients satisfied with the dentistry they have received	0	0	N/A	91.6%	93.6%	93.2%
% of Patients satisfied with the time they had to wait for an appointment	0	0	N/A	87.7%	89.1%	89.0%

\* This is based on patients treated on this contract for their most recent course of treatment. Figures in italics indicate the base number of FP17s or Patient Questionnaire responses are less than 100. N/A is shown where the base number of responses is less than 10 during the period. % is calculated as Quantity/Base number\*100

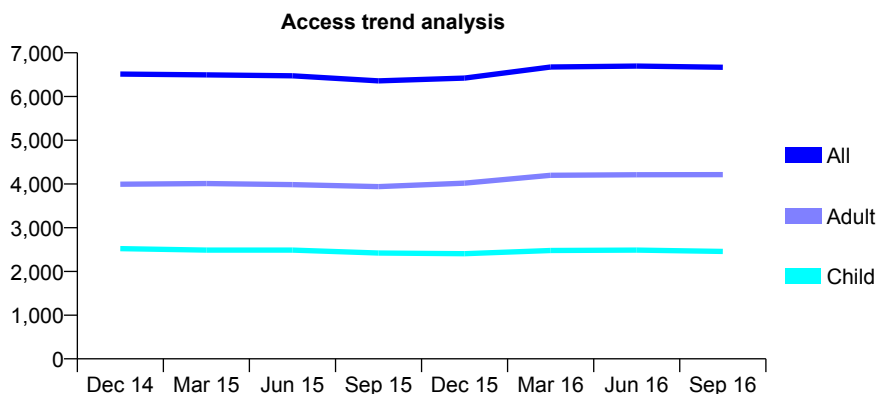
## Q70 - Vital Signs At a Glance Contract Report for 919594/0001 - September 2016

Name or company name	MR AC MCLEAN
Contract type name	GDS Contract
Purpose of contract	General
Contract start date	01/04/2006
Contract end date	

16/17 Contracted general activity (UDA)	13,782
Carry forward general activity (UDA)	0
16/17 Contracted orthodontic activity (UOA)	0
Carry forward orthodontic activity (UOA)	0
Baseline contract value	£354,415.72

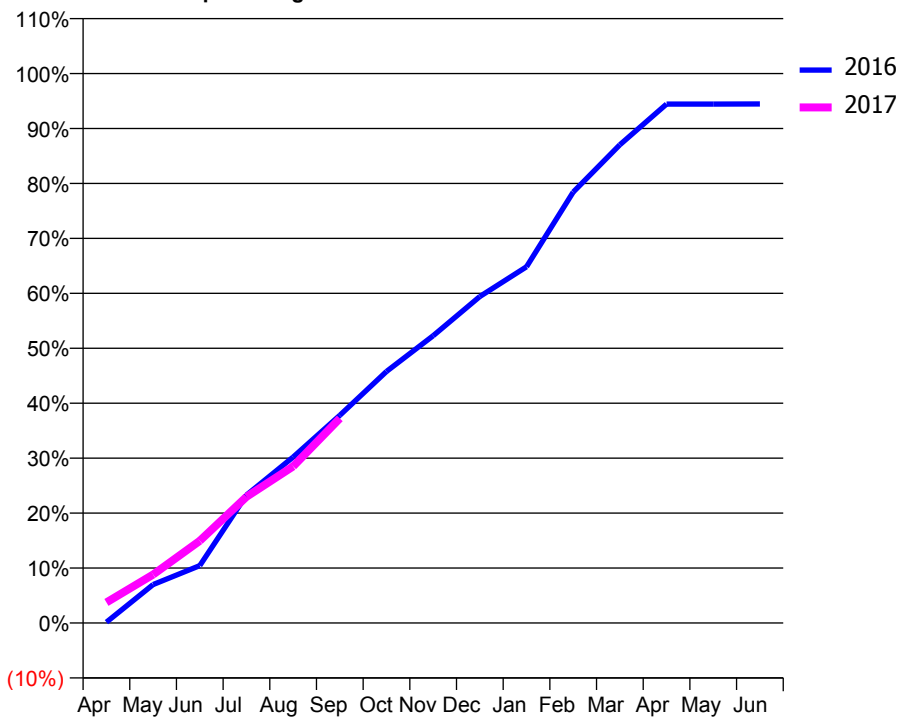
### ACCESS\*

Patients seen in 24 months	Total	Change since previous quarter
Quarter ending September 2015	6,359	
Quarter ending December 2015	6,423	→
Quarter ending March 2016	6,676	↑
Quarter ending June 2016	6,697	→
Quarter ending September 2016	6,670	→
<b>Variance since September 2015</b>	<b>4.9%</b>	<b>↑</b>



### ACTIVITY

Cumulative percentage of contracted UDA delivered 2016 & 2017



Adjusted Scheduled Activity (UDA)

Month	2016	2017
April	21	516
May	965	1,214
June	1,439	2,061
July	3,209	3,167
August	4,163	3,927
September	5,208	5,131
October	6,310	
November	7,205	
December	8,188	
January	8,934	
February	10,808	
March	11,996	
April	13,015	
May	13,016	
June	13,019	

### QUALITY

	Quantity	Base Number	Contract	AT	Region	England
% of FP17s for the same patient ID Re-attending within 3 months - Children	151	1,778	8.5%	10.3%	11.8%	12.4%
% of FP17s for the same patient ID Re-attending within 3 months - Adults	560	2,813	19.9%	15.1%	16.6%	16.7%
% of FP17s for the same patient ID Re-attending between 3 & 9 months - Children	964	1,778	54.2%	60.7%	60.2%	57.4%
% of FP17s for the same patient ID Re-attending between 3 & 9 months - Adults	1,141	2,813	40.6%	52.7%	52.0%	50.5%
% of FP17s for Band 1 Urgent Courses	248	2,764	9.0%	9.6%	9.4%	9.1%
% of FP17s Relating to Free Repair or Replacements	32	2,764	1.2%	0.7%	0.7%	0.8%
% of FP17s Relating to Continuations	22	2,764	0.8%	1.3%	1.2%	1.3%
% of Patients satisfied with the dentistry they have received	3	4	N/A	91.6%	93.6%	93.2%
% of Patients satisfied with the time they had to wait for an appointment	4	4	N/A	87.7%	89.1%	89.0%

\* This is based on patients treated on this contract for their most recent course of treatment. Figures in italics indicate the base number of FP17s or Patient Questionnaire responses are less than 100. N/A is shown where the base number of responses is less than 10 during the period. % is calculated as Quantity/Base number\*100

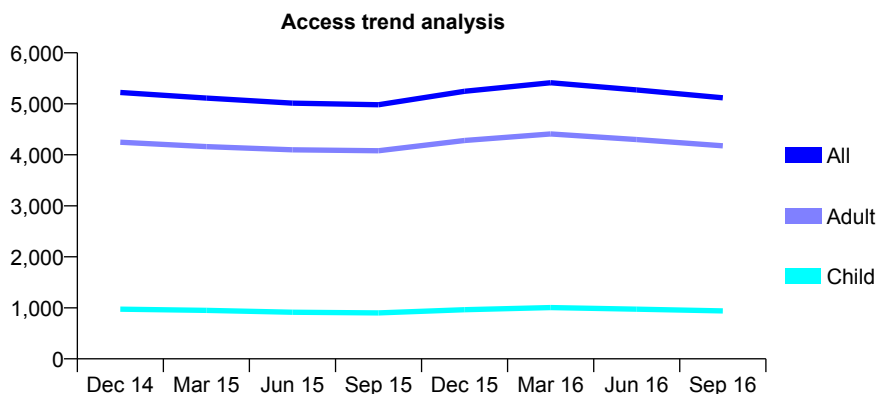
## Q70 - Vital Signs At a Glance Contract Report for 920533/0002 - September 2016

Name or company name	MR PJ MORGAN
Contract type name	GDS Contract
Purpose of contract	General
Contract start date	01/04/2006
Contract end date	

16/17 Contracted general activity (UDA)	22,669
Carry forward general activity (UDA)	0
16/17 Contracted orthodontic activity (UOA)	0
Carry forward orthodontic activity (UOA)	0
Baseline contract value	£504,342.31

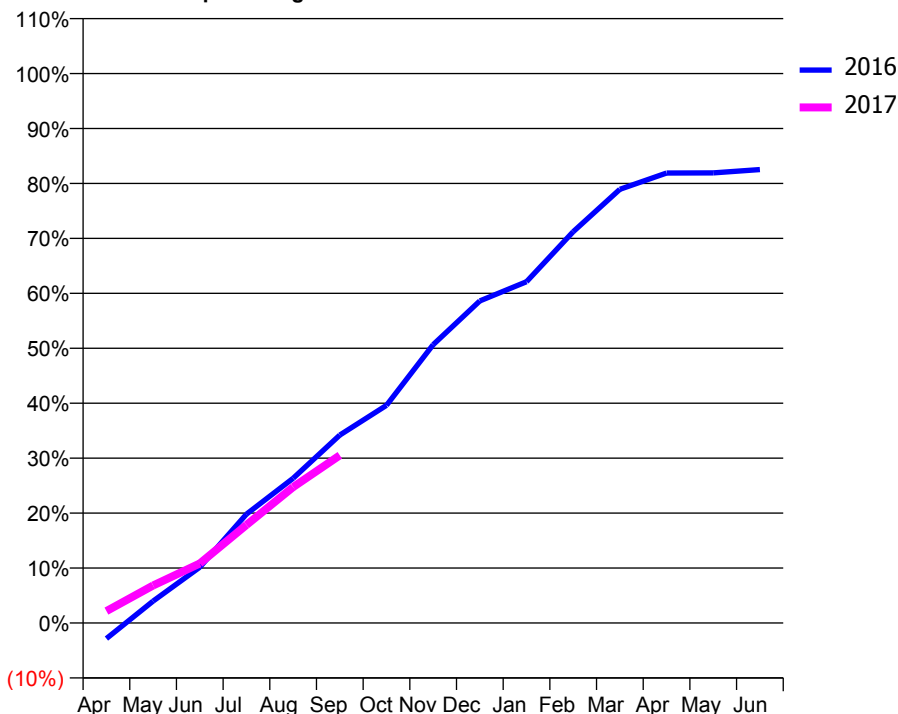
### ACCESS\*

Patients seen in 24 months	Total	Change since previous quarter
Quarter ending September 2015	4,982	
Quarter ending December 2015	5,245	↑
Quarter ending March 2016	5,414	↑
Quarter ending June 2016	5,272	↓
Quarter ending September 2016	5,117	↓
<b>Variance since September 2015</b>	<b>2.7%</b>	<b>↑</b>



### ACTIVITY

Cumulative percentage of contracted UDA delivered 2016 & 2017



Adjusted Scheduled Activity (UDA)

Month	2016	2017
April	-646	494
May	903	1,551
June	2,300	2,458
July	4,491	4,047
August	5,969	5,611
September	7,755	6,920
October	8,981	
November	11,482	
December	13,288	
January	14,080	
February	16,144	
March	17,893	
April	18,562	
May	18,568	
June	18,705	

### QUALITY

	Quantity	Base Number	Contract	AT	Region	England
% of FP17s for the same patient ID Re-attending within 3 months - Children	47	683	6.9%	10.3%	11.8%	12.4%
% of FP17s for the same patient ID Re-attending within 3 months - Adults	559	3,363	16.6%	15.1%	16.6%	16.7%
% of FP17s for the same patient ID Re-attending between 3 & 9 months - Children	461	683	67.5%	60.7%	60.2%	57.4%
% of FP17s for the same patient ID Re-attending between 3 & 9 months - Adults	2,211	3,363	65.7%	52.7%	52.0%	50.5%
% of FP17s for Band 1 Urgent Courses	383	3,705	10.3%	9.6%	9.4%	9.1%
% of FP17s Relating to Free Repair or Replacements	29	3,705	0.8%	0.7%	0.7%	0.8%
% of FP17s Relating to Continuations	55	3,705	1.5%	1.3%	1.2%	1.3%
% of Patients satisfied with the dentistry they have received	6	6	N/A	91.6%	93.6%	93.2%
% of Patients satisfied with the time they had to wait for an appointment	5	6	N/A	87.7%	89.1%	89.0%

\* This is based on patients treated on this contract for their most recent course of treatment. Figures in italics indicate the base number of FP17s or Patient Questionnaire responses are less than 100. N/A is shown where the base number of responses is less than 10 during the period. % is calculated as Quantity/Base number\*100



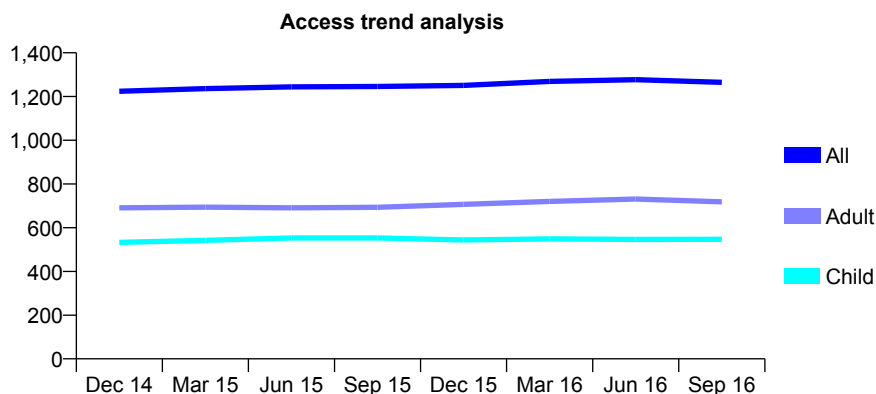
## Q70 - Vital Signs At a Glance Contract Report for 921874/0001 - September 2016

Name or company name	MRS K HARINDRA
Contract type name	GDS Contract
Purpose of contract	General
Contract start date	01/04/2006
Contract end date	

16/17 Contracted general activity (UDA)	3,860
Carry forward general activity (UDA)	0
16/17 Contracted orthodontic activity (UOA)	0
Carry forward orthodontic activity (UOA)	0
Baseline contract value	£101,790.31

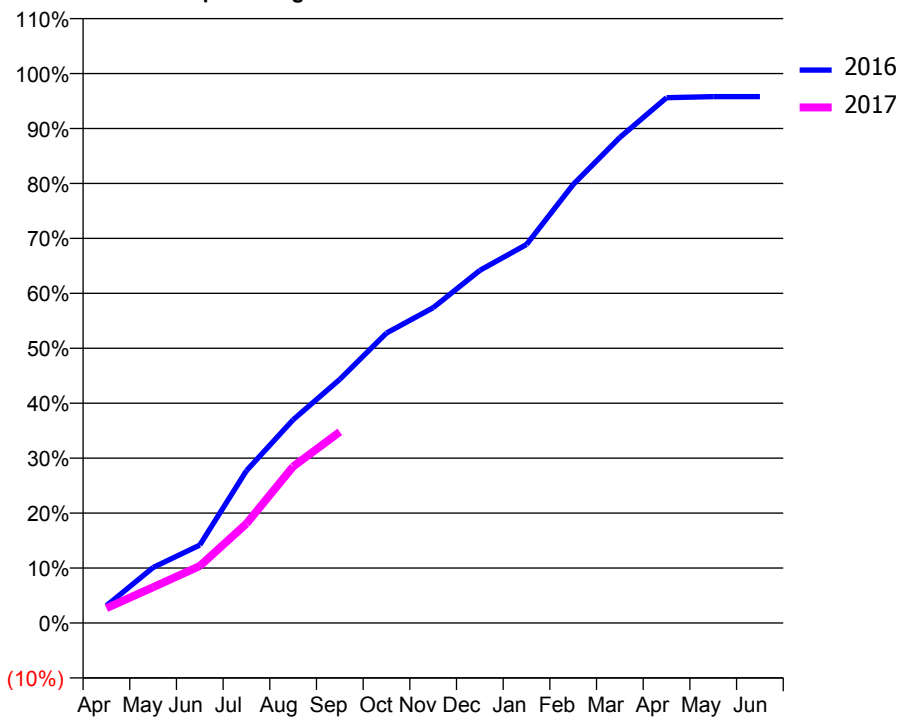
### ACCESS\*

Patients seen in 24 months	Total	Change since previous quarter
Quarter ending September 2015	1,246	
Quarter ending December 2015	1,251	→
Quarter ending March 2016	1,269	→
Quarter ending June 2016	1,277	→
Quarter ending September 2016	1,265	→
<b>Variance since September 2015</b>	<b>1.5%</b>	<b>→</b>



### ACTIVITY

Cumulative percentage of contracted UDA delivered 2016 & 2017



Adjusted Scheduled Activity (UDA)

Month	2016	2017
April	122	105
May	391	252
June	547	401
July	1,070	699
August	1,428	1,099
September	1,712	1,342
October	2,036	
November	2,215	
December	2,477	
January	2,659	
February	3,080	
March	3,411	
April	3,690	
May	3,698	
June	3,698	

### QUALITY

	Quantity	Base Number	Contract	AT	Region	England
% of FP17s for the same patient ID Re-attending within 3 months - Children	24	437	5.5%	10.3%	11.8%	12.4%
% of FP17s for the same patient ID Re-attending within 3 months - Adults	82	521	15.7%	15.1%	16.6%	16.7%
% of FP17s for the same patient ID Re-attending between 3 & 9 months - Children	314	437	71.9%	60.7%	60.2%	57.4%
% of FP17s for the same patient ID Re-attending between 3 & 9 months - Adults	316	521	60.7%	52.7%	52.0%	50.5%
% of FP17s for Band 1 Urgent Courses	52	817	6.4%	9.6%	9.4%	9.1%
% of FP17s Relating to Free Repair or Replacements	1	817	0.1%	0.7%	0.7%	0.8%
% of FP17s Relating to Continuations	6	817	0.7%	1.3%	1.2%	1.3%
% of Patients satisfied with the dentistry they have received	7	7	N/A	91.6%	93.6%	93.2%
% of Patients satisfied with the time they had to wait for an appointment	7	7	N/A	87.7%	89.1%	89.0%

\* This is based on patients treated on this contract for their most recent course of treatment. Figures in italics indicate the base number of FP17s or Patient Questionnaire responses are less than 100. N/A is shown where the base number of responses is less than 10 during the period. % is calculated as Quantity/Base number\*100

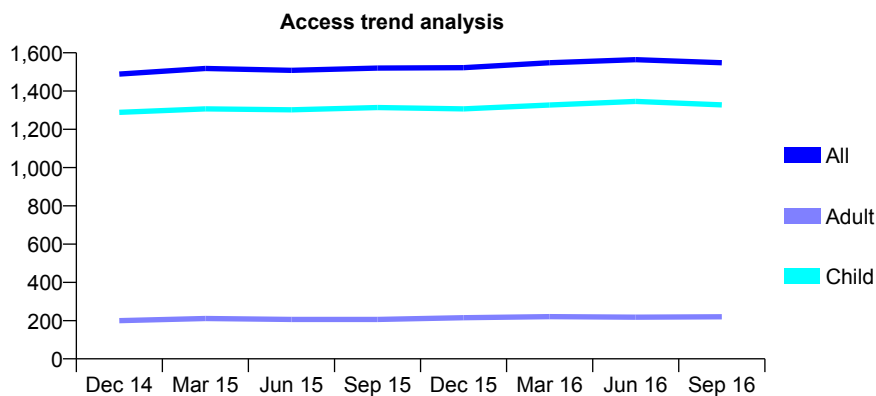
## Q70 - Vital Signs At a Glance Contract Report for 923125/0001 - September 2016

Name or company name	MR IL CAPEWELL
Contract type name	GDS Contract
Purpose of contract	General
Contract start date	01/04/2006
Contract end date	

16/17 Contracted general activity (UDA)	3,133
Carry forward general activity (UDA)	55
16/17 Contracted orthodontic activity (UOA)	0
Carry forward orthodontic activity (UOA)	0
Baseline contract value	£63,968.66

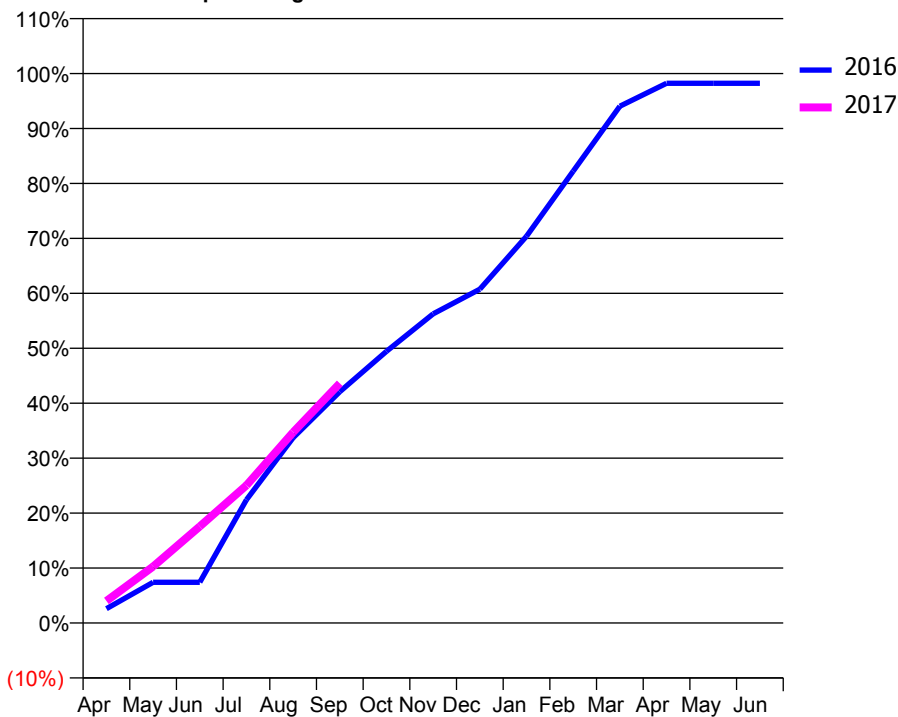
### ACCESS\*

Patients seen in 24 months	Total	Change since previous quarter
Quarter ending September 2015	1,520	
Quarter ending December 2015	1,522	→
Quarter ending March 2016	1,548	→
Quarter ending June 2016	1,564	→
Quarter ending September 2016	1,548	↓
<b>Variance since September 2015</b>	<b>1.8%</b>	<b>→</b>



### ACTIVITY

Cumulative percentage of contracted UDA delivered 2016 & 2017



Month	Adjusted Scheduled Activity (UDA)	
	2016	2017
April	82	126
May	232	322
June	232	551
July	703	785
August	1,057	1,088
September	1,318	1,366
October	1,549	
November	1,762	
December	1,903	
January	2,205	
February	2,576	
March	2,946	
April	3,077	
May	3,077	
June	3,077	

### QUALITY

	Quantity	Base Number	Contract	AT	Region	England
% of FP17s for the same patient ID Re-attending within 3 months - Children	58	1,091	5.3%	10.3%	11.8%	12.4%
% of FP17s for the same patient ID Re-attending within 3 months - Adults	1	53	1.9%	15.1%	16.6%	16.7%
% of FP17s for the same patient ID Re-attending between 3 & 9 months - Children	761	1,091	69.8%	60.7%	60.2%	57.4%
% of FP17s for the same patient ID Re-attending between 3 & 9 months - Adults	44	53	83.0%	52.7%	52.0%	50.5%
% of FP17s for Band 1 Urgent Courses	32	1,046	3.1%	9.6%	9.4%	9.1%
% of FP17s Relating to Free Repair or Replacements	0	1,046	0.0%	0.7%	0.7%	0.8%
% of FP17s Relating to Continuations	10	1,046	1.0%	1.3%	1.2%	1.3%
% of Patients satisfied with the dentistry they have received	1	1	N/A	91.6%	93.6%	93.2%
% of Patients satisfied with the time they had to wait for an appointment	0	1	N/A	87.7%	89.1%	89.0%

\* This is based on patients treated on this contract for their most recent course of treatment. Figures in italics indicate the base number of FP17s or Patient Questionnaire responses are less than 100. N/A is shown where the base number of responses is less than 10 during the period. % is calculated as Quantity/Base number\*100

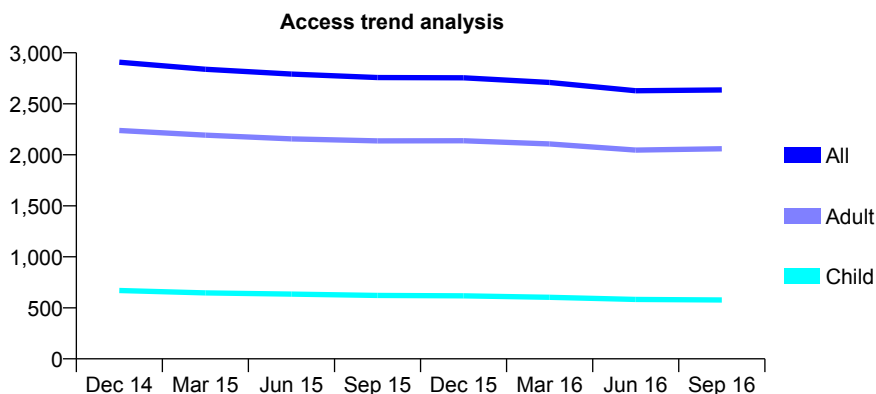
## Q70 - Vital Signs At a Glance Contract Report for 926256/0001 - September 2016

Name or company name	MR MR ZABOLINEJAD
Contract type name	GDS Contract
Purpose of contract	General
Contract start date	01/04/2006
Contract end date	

16/17 Contracted general activity (UDA)	8,765
Carry forward general activity (UDA)	0
16/17 Contracted orthodontic activity (UOA)	0
Carry forward orthodontic activity (UOA)	0
Baseline contract value	£278,235.70

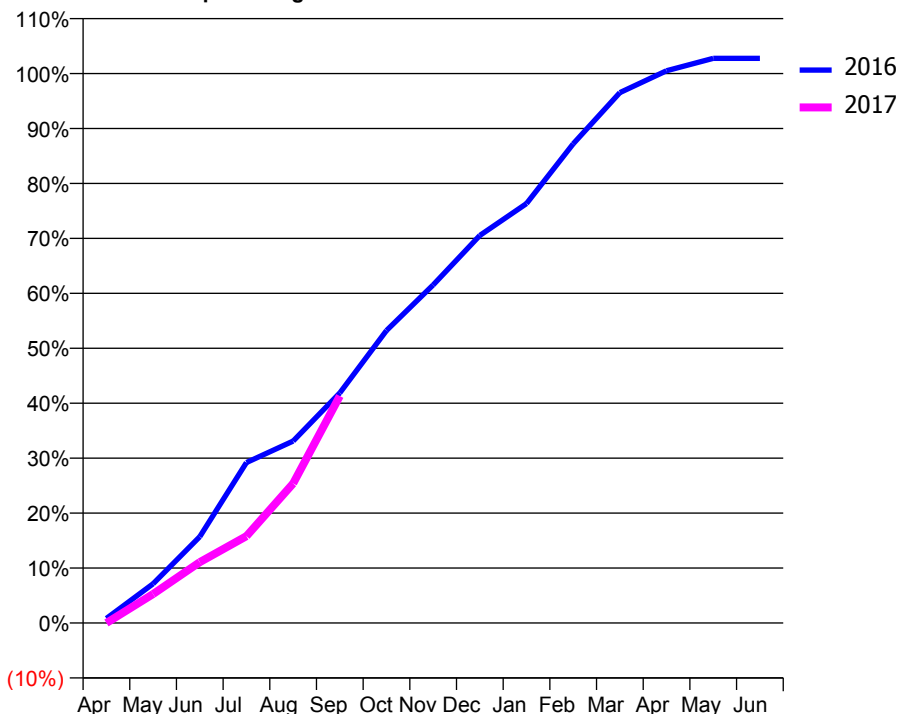
### ACCESS\*

Patients seen in 24 months	Total	Change since previous quarter
Quarter ending September 2015	2,758	
Quarter ending December 2015	2,755	→
Quarter ending March 2016	2,709	↓
Quarter ending June 2016	2,628	↓
Quarter ending September 2016	2,636	→
<b>Variance since September 2015</b>	<b>(4.4%)</b>	<b>↓</b>



### ACTIVITY

Cumulative percentage of contracted UDA delivered 2016 & 2017



Month	Adjusted Scheduled Activity (UDA)	
	2016	2017
April	73	0
May	627	462
June	1,378	972
July	2,561	1,385
August	2,902	2,227
September	3,670	3,622
October	4,665	
November	5,392	
December	6,182	
January	6,691	
February	7,644	
March	8,461	
April	8,808	
May	9,007	
June	9,007	

### QUALITY

	Quantity	Base Number	Contract	AT	Region	England
% of FP17s for the same patient ID Re-attending within 3 months - Children	29	336	8.6%	10.3%	11.8%	12.4%
% of FP17s for the same patient ID Re-attending within 3 months - Adults	216	1,155	18.7%	15.1%	16.6%	16.7%
% of FP17s for the same patient ID Re-attending between 3 & 9 months - Children	166	336	49.4%	60.7%	60.2%	57.4%
% of FP17s for the same patient ID Re-attending between 3 & 9 months - Adults	503	1,155	43.5%	52.7%	52.0%	50.5%
% of FP17s for Band 1 Urgent Courses	72	1,272	5.7%	9.6%	9.4%	9.1%
% of FP17s Relating to Free Repair or Replacements	9	1,272	0.7%	0.7%	0.7%	0.8%
% of FP17s Relating to Continuations	27	1,272	2.1%	1.3%	1.2%	1.3%
% of Patients satisfied with the dentistry they have received	1	1	N/A	91.6%	93.6%	93.2%
% of Patients satisfied with the time they had to wait for an appointment	1	1	N/A	87.7%	89.1%	89.0%

\* This is based on patients treated on this contract for their most recent course of treatment. Figures in italics indicate the base number of FP17s or Patient Questionnaire responses are less than 100. N/A is shown where the base number of responses is less than 10 during the period. % is calculated as Quantity/Base number\*100

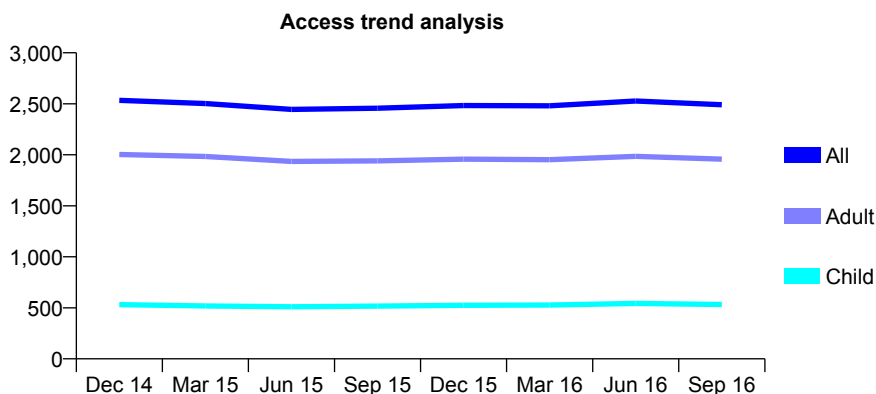
## Q70 - Vital Signs At a Glance Contract Report for 933198/0001 - September 2016

Name or company name	MR H FOROUZANFAR
Contract type name	GDS Contract
Purpose of contract	General
Contract start date	01/10/2006
Contract end date	

16/17 Contracted general activity (UDA)	8,329
Carry forward general activity (UDA)	16
16/17 Contracted orthodontic activity (UOA)	0
Carry forward orthodontic activity (UOA)	0
Baseline contract value	£238,177.58

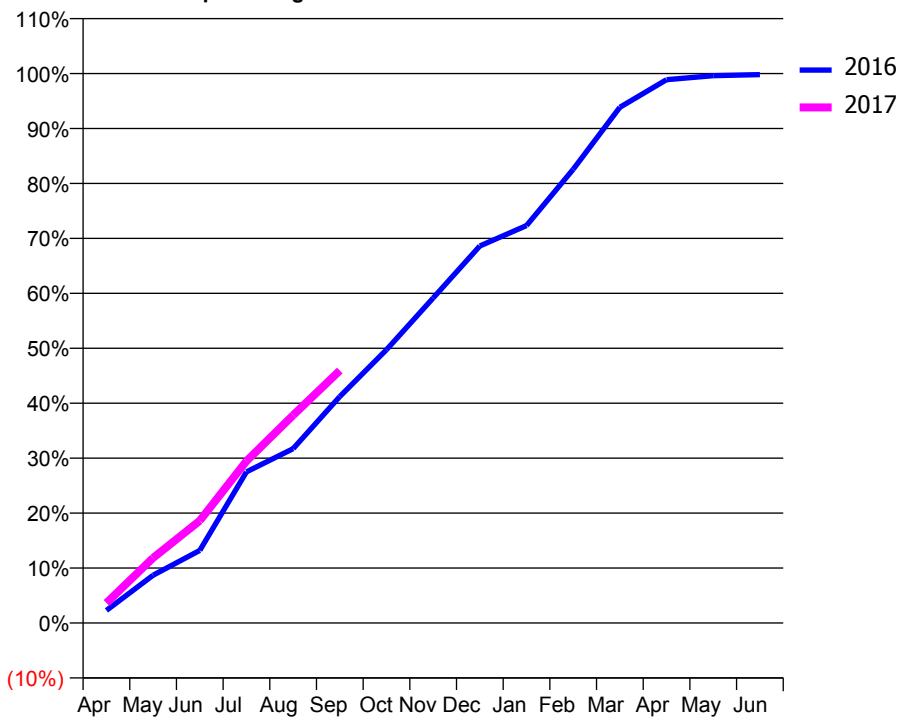
### ACCESS\*

Patients seen in 24 months	Total	Change since previous quarter
Quarter ending September 2015	2,457	
Quarter ending December 2015	2,483	→
Quarter ending March 2016	2,480	→
Quarter ending June 2016	2,528	→
Quarter ending September 2016	2,491	↓
<b>Variance since September 2015</b>	<b>1.4%</b>	<b>→</b>



### ACTIVITY

Cumulative percentage of contracted UDA delivered 2016 & 2017



Adjusted Scheduled Activity (UDA)

Month	2016	2017
April	192	305
May	725	986
June	1,100	1,551
July	2,292	2,454
August	2,642	3,150
September	3,433	3,828
October	4,142	
November	4,926	
December	5,716	
January	6,024	
February	6,878	
March	7,816	
April	8,235	
May	8,296	
June	8,313	

### QUALITY

	Quantity	Base Number	Contract	AT	Region	England
% of FP17s for the same patient ID Re-attending within 3 months - Children	19	363	5.2%	10.3%	11.8%	12.4%
% of FP17s for the same patient ID Re-attending within 3 months - Adults	199	1,224	16.3%	15.1%	16.6%	16.7%
% of FP17s for the same patient ID Re-attending between 3 & 9 months - Children	198	363	54.5%	60.7%	60.2%	57.4%
% of FP17s for the same patient ID Re-attending between 3 & 9 months - Adults	569	1,224	46.5%	52.7%	52.0%	50.5%
% of FP17s for Band 1 Urgent Courses	143	1,402	10.2%	9.6%	9.4%	9.1%
% of FP17s Relating to Free Repair or Replacements	12	1,402	0.9%	0.7%	0.7%	0.8%
% of FP17s Relating to Continuations	25	1,402	1.8%	1.3%	1.2%	1.3%
% of Patients satisfied with the dentistry they have received	0	0	N/A	91.6%	93.6%	93.2%
% of Patients satisfied with the time they had to wait for an appointment	0	0	N/A	87.7%	89.1%	89.0%

\* This is based on patients treated on this contract for their most recent course of treatment. Figures in italics indicate the base number of FP17s or Patient Questionnaire responses are less than 100. N/A is shown where the base number of responses is less than 10 during the period. % is calculated as Quantity/Base number\*100

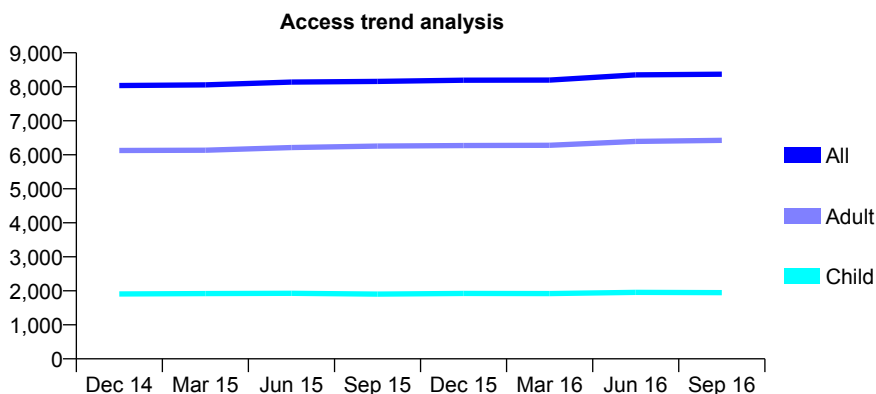
## Q70 - Vital Signs At a Glance Contract Report for 936693/0001 - September 2016

Name or company name	MR MM MANSOURIAN
Contract type name	GDS Contract
Purpose of contract	General
Contract start date	01/04/2006
Contract end date	

16/17 Contracted general activity (UDA)	24,661
Carry forward general activity (UDA)	0
16/17 Contracted orthodontic activity (UOA)	0
Carry forward orthodontic activity (UOA)	0
Baseline contract value	£687,619.55

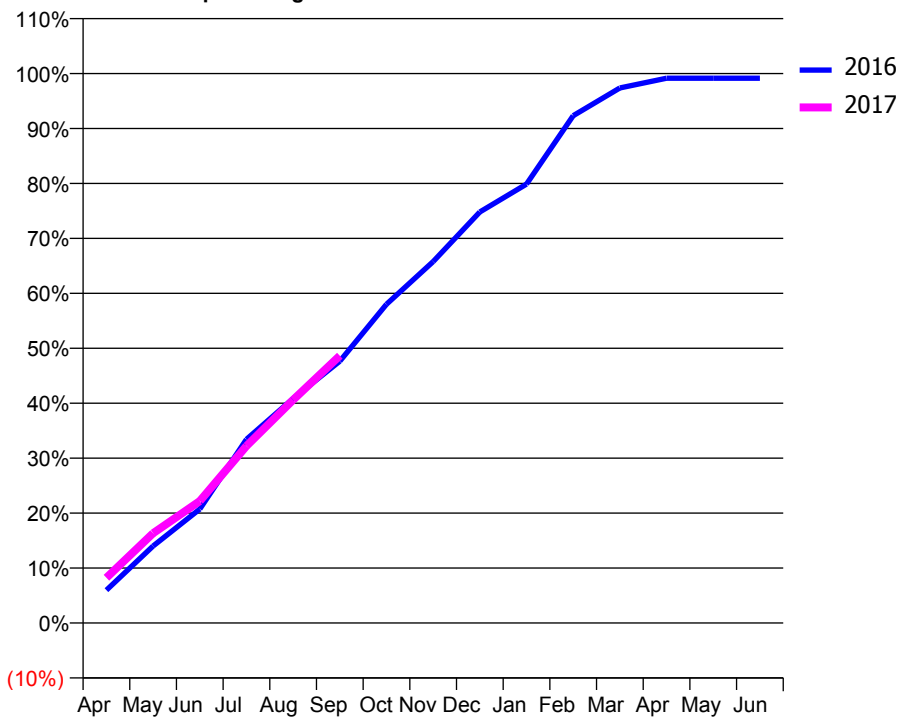
### ACCESS\*

Patients seen in 24 months	Total	Change since previous quarter
Quarter ending September 2015	8,159	
Quarter ending December 2015	8,195	→
Quarter ending March 2016	8,199	→
Quarter ending June 2016	8,350	→
Quarter ending September 2016	8,372	→
<b>Variance since September 2015</b>	<b>2.6%</b>	<b>↑</b>



### ACTIVITY

Cumulative percentage of contracted UDA delivered 2016 & 2017



Month	Adjusted Scheduled Activity (UDA)	
	2016	2017
April	1,476	2,033
May	3,457	4,029
June	5,116	5,474
July	8,245	7,947
August	10,074	10,017
September	11,749	11,997
October	14,306	
November	16,221	
December	18,446	
January	19,700	
February	22,768	
March	24,013	
April	24,448	
May	24,451	
June	24,452	

### QUALITY

	Quantity	Base Number	Contract	AT	Region	England
% of FP17s for the same patient ID Re-attending within 3 months - Children	127	1,733	7.3%	10.3%	11.8%	12.4%
% of FP17s for the same patient ID Re-attending within 3 months - Adults	631	5,392	11.7%	15.1%	16.6%	16.7%
% of FP17s for the same patient ID Re-attending between 3 & 9 months - Children	1,228	1,733	70.9%	60.7%	60.2%	57.4%
% of FP17s for the same patient ID Re-attending between 3 & 9 months - Adults	3,678	5,392	68.2%	52.7%	52.0%	50.5%
% of FP17s for Band 1 Urgent Courses	392	6,879	5.7%	9.6%	9.4%	9.1%
% of FP17s Relating to Free Repair or Replacements	27	6,879	0.4%	0.7%	0.7%	0.8%
% of FP17s Relating to Continuations	38	6,879	0.6%	1.3%	1.2%	1.3%
% of Patients satisfied with the dentistry they have received	8	8	N/A	91.6%	93.6%	93.2%
% of Patients satisfied with the time they had to wait for an appointment	8	8	N/A	87.7%	89.1%	89.0%

\* This is based on patients treated on this contract for their most recent course of treatment. Figures in italics indicate the base number of FP17s or Patient Questionnaire responses are less than 100. N/A is shown where the base number of responses is less than 10 during the period. % is calculated as Quantity/Base number\*100

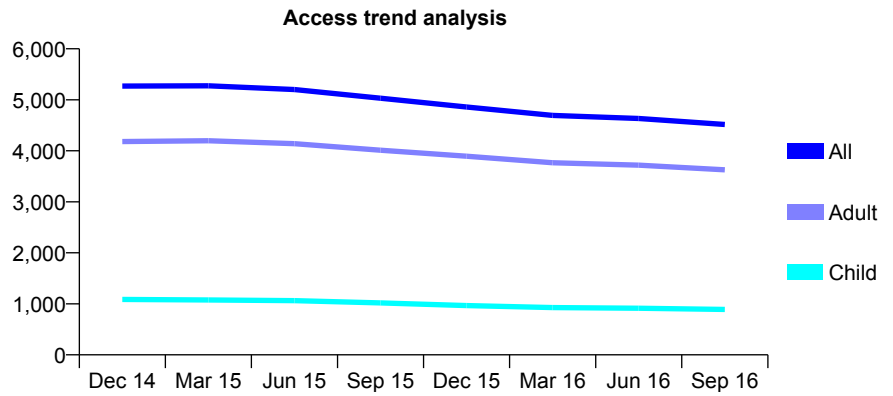
## Q70 - Vital Signs At a Glance Contract Report for 939900/0002 - September 2016

Name or company name	MRS KM ROWLAND
Contract type name	GDS Contract
Purpose of contract	General
Contract start date	01/01/2008
Contract end date	

16/17 Contracted general activity (UDA)	16,074
Carry forward general activity (UDA)	0
16/17 Contracted orthodontic activity (UOA)	0
Carry forward orthodontic activity (UOA)	0
Baseline contract value	£349,565.46

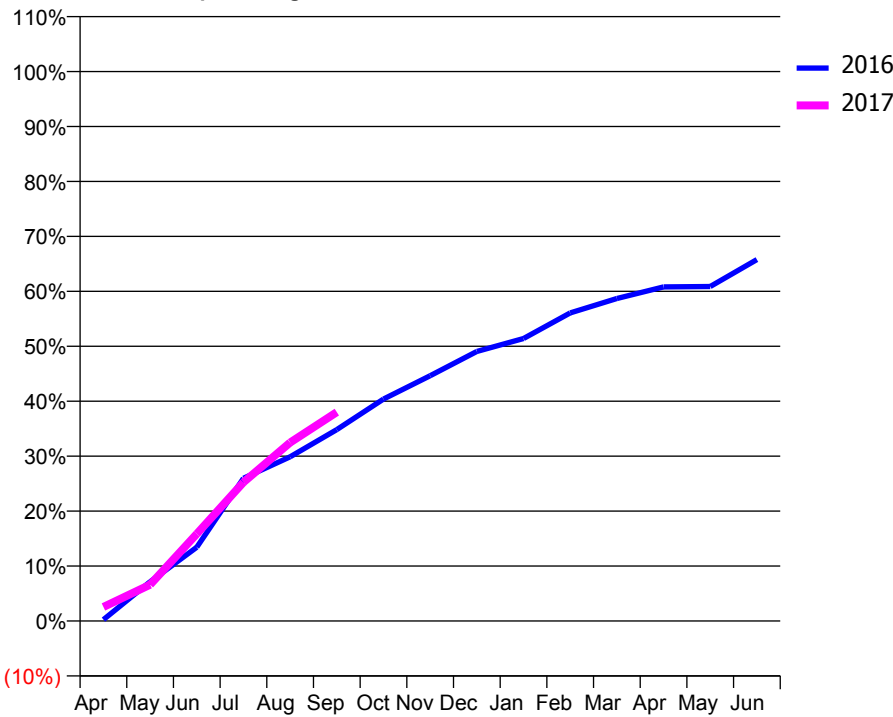
### ACCESS\*

Patients seen in 24 months	Total	Change since previous quarter
Quarter ending September 2015	5,031	
Quarter ending December 2015	4,859	↓
Quarter ending March 2016	4,693	↓
Quarter ending June 2016	4,633	↓
Quarter ending September 2016	4,516	↓
<b>Variance since September 2015</b>	<b>(10.2%)</b>	<b>↓</b>



### ACTIVITY

Cumulative percentage of contracted UDA delivered 2016 & 2017



Month	Adjusted Scheduled Activity (UDA)	
	2016	2017
April	41	412
May	1,151	1,064
June	2,157	2,549
July	4,177	4,058
August	4,804	5,222
September	5,598	6,112
October	6,493	
November	7,176	
December	7,887	
January	8,263	
February	9,012	
March	9,434	
April	9,774	
May	9,784	
June	10,573	

### QUALITY

	Quantity	Base Number	Contract	AT	Region	England
% of FP17s for the same patient ID Re-attending within 3 months - Children	48	839	5.7%	10.3%	11.8%	12.4%
% of FP17s for the same patient ID Re-attending within 3 months - Adults	346	2,892	12.0%	15.1%	16.6%	16.7%
% of FP17s for the same patient ID Re-attending between 3 & 9 months - Children	372	839	44.3%	60.7%	60.2%	57.4%
% of FP17s for the same patient ID Re-attending between 3 & 9 months - Adults	1,137	2,892	39.3%	52.7%	52.0%	50.5%
% of FP17s for Band 1 Urgent Courses	160	3,103	5.2%	9.6%	9.4%	9.1%
% of FP17s Relating to Free Repair or Replacements	41	3,103	1.3%	0.7%	0.7%	0.8%
% of FP17s Relating to Continuations	48	3,103	1.5%	1.3%	1.2%	1.3%
% of Patients satisfied with the dentistry they have received	3	4	N/A	91.6%	93.6%	93.2%
% of Patients satisfied with the time they had to wait for an appointment	2	4	N/A	87.7%	89.1%	89.0%

\* This is based on patients treated on this contract for their most recent course of treatment. Figures in italics indicate the base number of FP17s or Patient Questionnaire responses are less than 100. N/A is shown where the base number of responses is less than 10 during the period. % is calculated as Quantity/Base number\*100

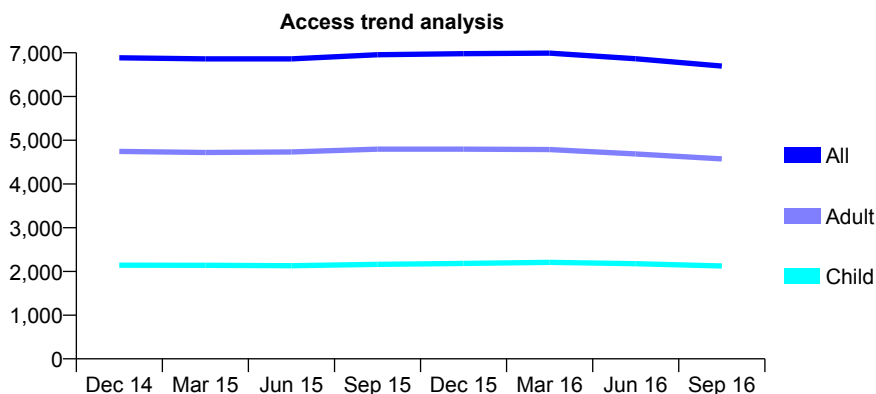
## Q70 - Vital Signs At a Glance Contract Report for 942316/0001 - September 2016

Name or company name	MS A SINGH
Contract type name	GDS Contract
Purpose of contract	General
Contract start date	01/04/2006
Contract end date	

16/17 Contracted general activity (UDA)	14,243
Carry forward general activity (UDA)	-1
16/17 Contracted orthodontic activity (UOA)	0
Carry forward orthodontic activity (UOA)	0
Baseline contract value	£420,860.06

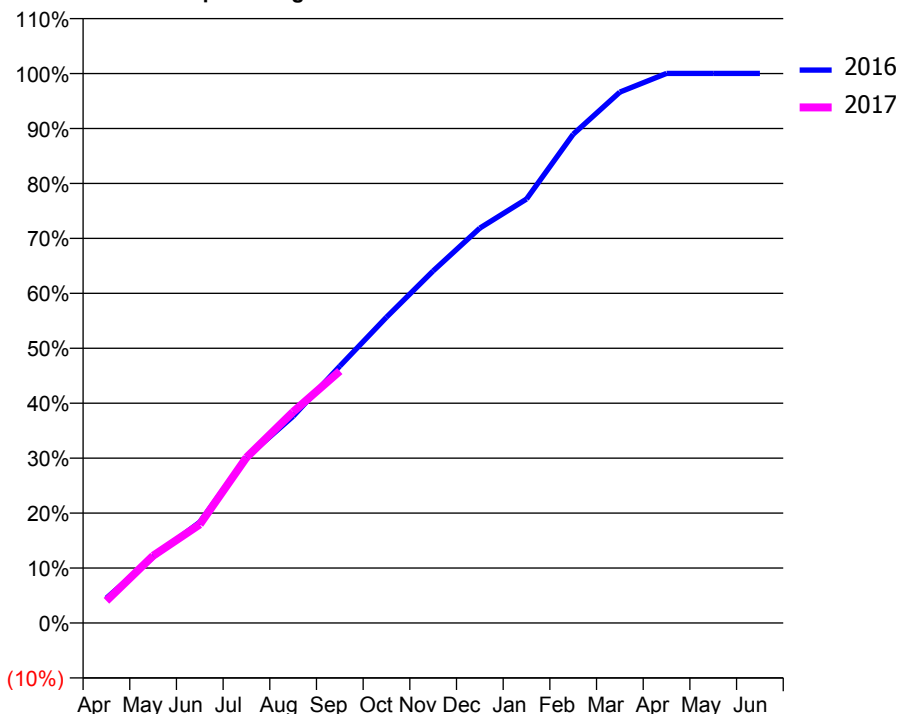
### ACCESS\*

Patients seen in 24 months	Total	Change since previous quarter
Quarter ending September 2015	6,957	
Quarter ending December 2015	6,980	→
Quarter ending March 2016	6,993	→
Quarter ending June 2016	6,865	↓
Quarter ending September 2016	6,698	↓
<b>Variance since September 2015</b>	<b>(3.7%)</b>	<b>↓</b>



### ACTIVITY

Cumulative percentage of contracted UDA delivered 2016 & 2017



Month	Adjusted Scheduled Activity (UDA)	
	2016	2017
April	645	574
May	1,711	1,742
June	2,614	2,556
July	4,292	4,293
August	5,359	5,474
September	6,660	6,529
October	7,929	
November	9,125	
December	10,236	
January	10,988	
February	12,671	
March	13,762	
April	14,244	
May	14,244	
June	14,244	

### QUALITY

	Quantity	Base Number	Contract	AT	Region	England
% of FP17s for the same patient ID Re-attending within 3 months - Children	81	1,573	5.1%	10.3%	11.8%	12.4%
% of FP17s for the same patient ID Re-attending within 3 months - Adults	248	2,764	9.0%	15.1%	16.6%	16.7%
% of FP17s for the same patient ID Re-attending between 3 & 9 months - Children	990	1,573	62.9%	60.7%	60.2%	57.4%
% of FP17s for the same patient ID Re-attending between 3 & 9 months - Adults	1,373	2,764	49.7%	52.7%	52.0%	50.5%
% of FP17s for Band 1 Urgent Courses	80	4,060	2.0%	9.6%	9.4%	9.1%
% of FP17s Relating to Free Repair or Replacements	20	4,060	0.5%	0.7%	0.7%	0.8%
% of FP17s Relating to Continuations	89	4,060	2.2%	1.3%	1.2%	1.3%
% of Patients satisfied with the dentistry they have received	2	3	N/A	91.6%	93.6%	93.2%
% of Patients satisfied with the time they had to wait for an appointment	1	3	N/A	87.7%	89.1%	89.0%

\* This is based on patients treated on this contract for their most recent course of treatment. Figures in italics indicate the base number of FP17s or Patient Questionnaire responses are less than 100. N/A is shown where the base number of responses is less than 10 during the period. % is calculated as Quantity/Base number\*100



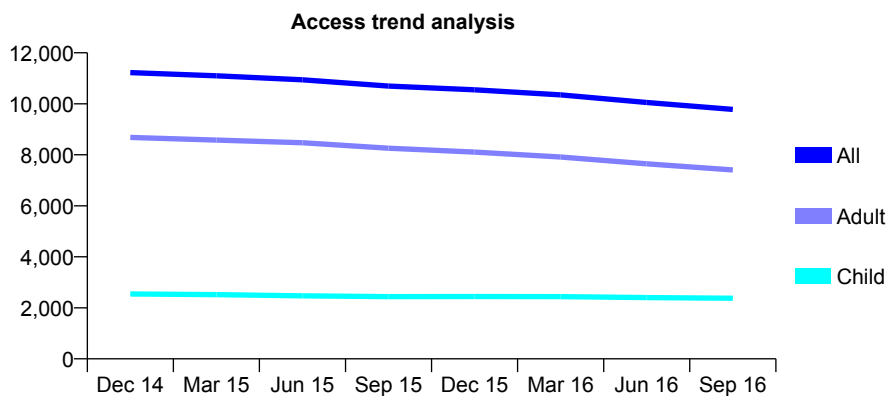
## Q70 - Vital Signs At a Glance Contract Report for 942316/0003 - September 2016

Name or company name	MS A SINGH
Contract type name	GDS Contract
Purpose of contract	General
Contract start date	08/08/2011
Contract end date	

16/17 Contracted general activity (UDA)	30,000
Carry forward general activity (UDA)	0
16/17 Contracted orthodontic activity (UOA)	0
Carry forward orthodontic activity (UOA)	0
Baseline contract value	£777,362.39

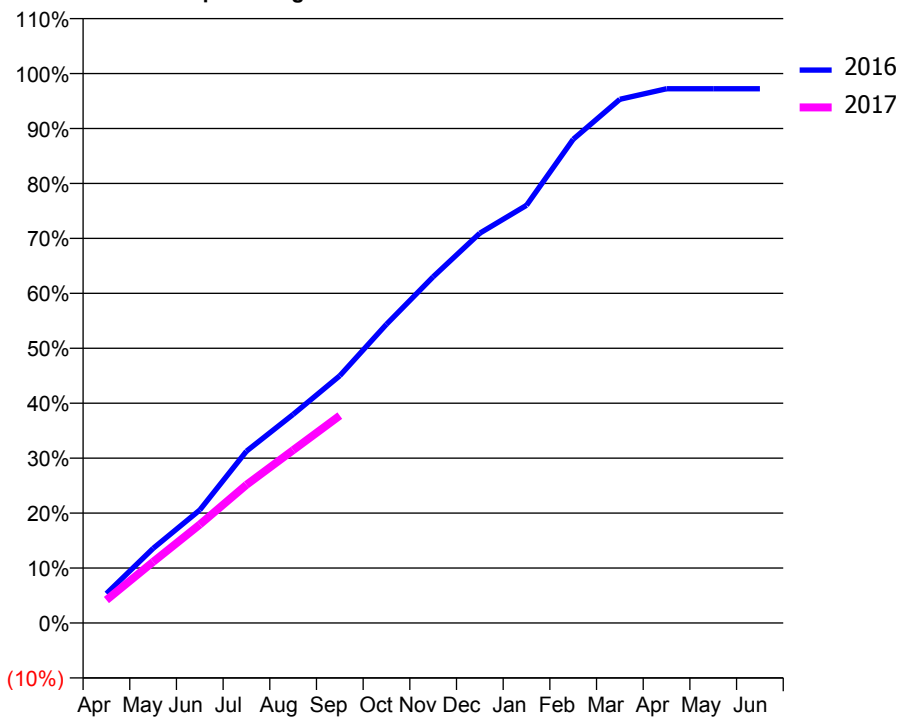
### ACCESS\*

Patients seen in 24 months	Total	Change since previous quarter
Quarter ending September 2015	10,697	
Quarter ending December 2015	10,551	↓
Quarter ending March 2016	10,352	↓
Quarter ending June 2016	10,054	↓
Quarter ending September 2016	9,781	↓
<b>Variance since September 2015</b>	<b>(8.6%)</b>	<b>↓</b>



### ACTIVITY

Cumulative percentage of contracted UDA delivered 2016 & 2017



Month	Adjusted Scheduled Activity (UDA)	
	2016	2017
April	1,602	1,254
May	4,074	3,340
June	6,168	5,374
July	9,383	7,544
August	11,386	9,440
September	13,503	11,327
October	16,314	
November	18,901	
December	21,285	
January	22,805	
February	26,412	
March	28,590	
April	29,168	
May	29,168	
June	29,170	

### QUALITY

	Quantity	Base Number	Contract	AT	Region	England
% of FP17s for the same patient ID Re-attending within 3 months - Children	209	1,985	10.5%	10.3%	11.8%	12.4%
% of FP17s for the same patient ID Re-attending within 3 months - Adults	817	5,444	15.0%	15.1%	16.6%	16.7%
% of FP17s for the same patient ID Re-attending between 3 & 9 months - Children	1,398	1,985	70.4%	60.7%	60.2%	57.4%
% of FP17s for the same patient ID Re-attending between 3 & 9 months - Adults	3,753	5,444	68.9%	52.7%	52.0%	50.5%
% of FP17s for Band 1 Urgent Courses	751	7,026	10.7%	9.6%	9.4%	9.1%
% of FP17s Relating to Free Repair or Replacements	61	7,026	0.9%	0.7%	0.7%	0.8%
% of FP17s Relating to Continuations	24	7,026	0.3%	1.3%	1.2%	1.3%
% of Patients satisfied with the dentistry they have received	7	7	N/A	91.6%	93.6%	93.2%
% of Patients satisfied with the time they had to wait for an appointment	6	7	N/A	87.7%	89.1%	89.0%

\* This is based on patients treated on this contract for their most recent course of treatment. Figures in italics indicate the base number of FP17s or Patient Questionnaire responses are less than 100. N/A is shown where the base number of responses is less than 10 during the period. % is calculated as Quantity/Base number\*100

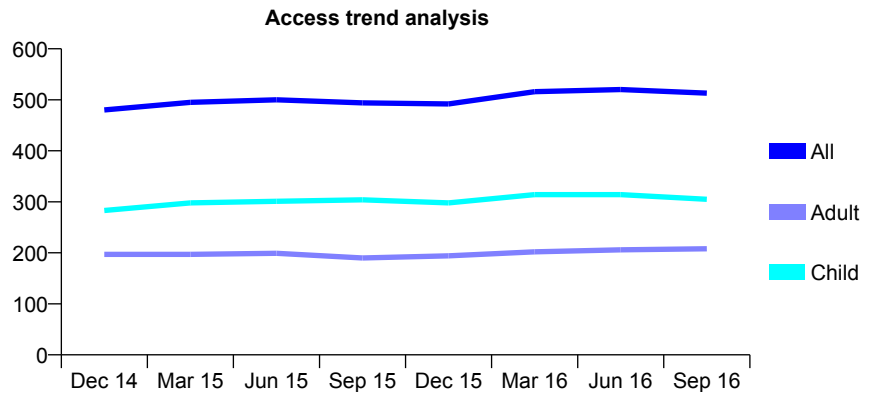
## Q70 - Vital Signs At a Glance Contract Report for 944203/0001 - September 2016

Name or company name	MISS G AZIZI
Contract type name	GDS Contract
Purpose of contract	General
Contract start date	01/04/2006
Contract end date	

16/17 Contracted general activity (UDA)	1,094
Carry forward general activity (UDA)	-2
16/17 Contracted orthodontic activity (UOA)	0
Carry forward orthodontic activity (UOA)	0
Baseline contract value	£26,749.98

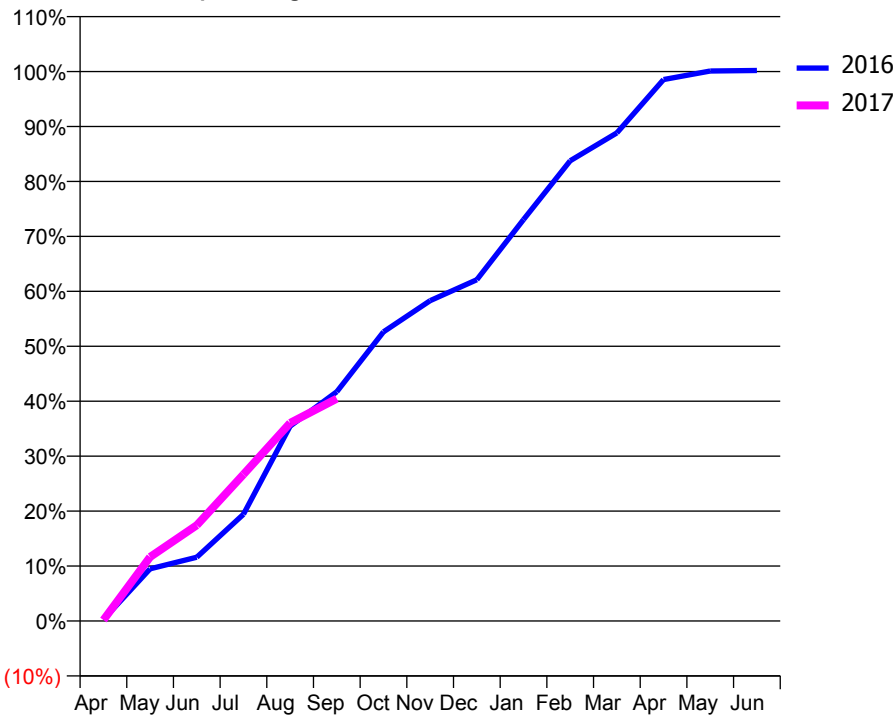
### ACCESS\*

Patients seen in 24 months	Total	Change since previous quarter
Quarter ending September 2015	494	
Quarter ending December 2015	492	→
Quarter ending March 2016	516	↑
Quarter ending June 2016	520	→
Quarter ending September 2016	513	↓
<b>Variance since September 2015</b>	<b>3.8%</b>	<b>↑</b>



### ACTIVITY

Cumulative percentage of contracted UDA delivered 2016 & 2017



Month	Adjusted Scheduled Activity (UDA)	
	2016	2017
April	3	2
May	104	128
June	127	191
July	212	292
August	388	394
September	456	443
October	576	
November	638	
December	679	
January	799	
February	916	
March	972	
April	1,078	
May	1,095	
June	1,096	

### QUALITY

	Quantity	Base Number	Contract	AT	Region	England
% of FP17s for the same patient ID Re-attending within 3 months - Children	14	263	5.3%	10.3%	11.8%	12.4%
% of FP17s for the same patient ID Re-attending within 3 months - Adults	10	136	7.4%	15.1%	16.6%	16.7%
% of FP17s for the same patient ID Re-attending between 3 & 9 months - Children	136	263	51.7%	60.7%	60.2%	57.4%
% of FP17s for the same patient ID Re-attending between 3 & 9 months - Adults	84	136	61.8%	52.7%	52.0%	50.5%
% of FP17s for Band 1 Urgent Courses	13	326	4.0%	9.6%	9.4%	9.1%
% of FP17s Relating to Free Repair or Replacements	0	326	0.0%	0.7%	0.7%	0.8%
% of FP17s Relating to Continuations	0	326	0.0%	1.3%	1.2%	1.3%
% of Patients satisfied with the dentistry they have received	0	0	N/A	91.6%	93.6%	93.2%
% of Patients satisfied with the time they had to wait for an appointment	0	0	N/A	87.7%	89.1%	89.0%

\* This is based on patients treated on this contract for their most recent course of treatment. Figures in italics indicate the base number of FP17s or Patient Questionnaire responses are less than 100. N/A is shown where the base number of responses is less than 10 during the period. % is calculated as Quantity/Base number\*100

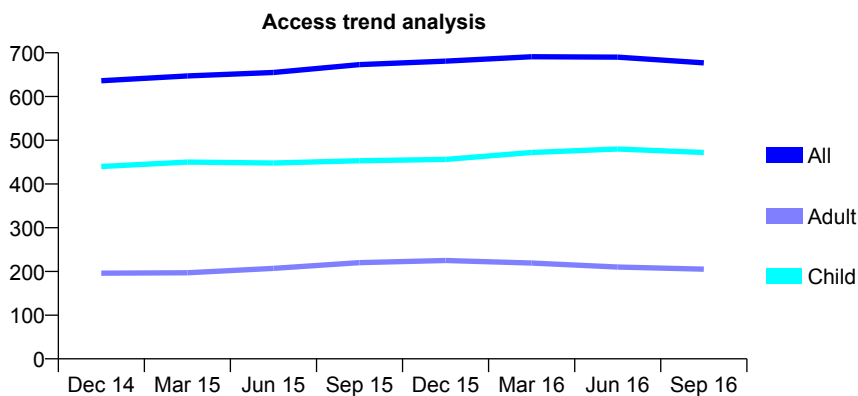
## Q70 - Vital Signs At a Glance Contract Report for 952877/0001 - September 2016

Name or company name	MR AJ HAWKER
Contract type name	GDS Contract
Purpose of contract	General and Orthodontic
Contract start date	01/04/2006
Contract end date	

16/17 Contracted general activity (UDA)	1,450
Carry forward general activity (UDA)	0
16/17 Contracted orthodontic activity (UOA)	300
Carry forward orthodontic activity (UOA)	0
Baseline contract value	£51,225.91

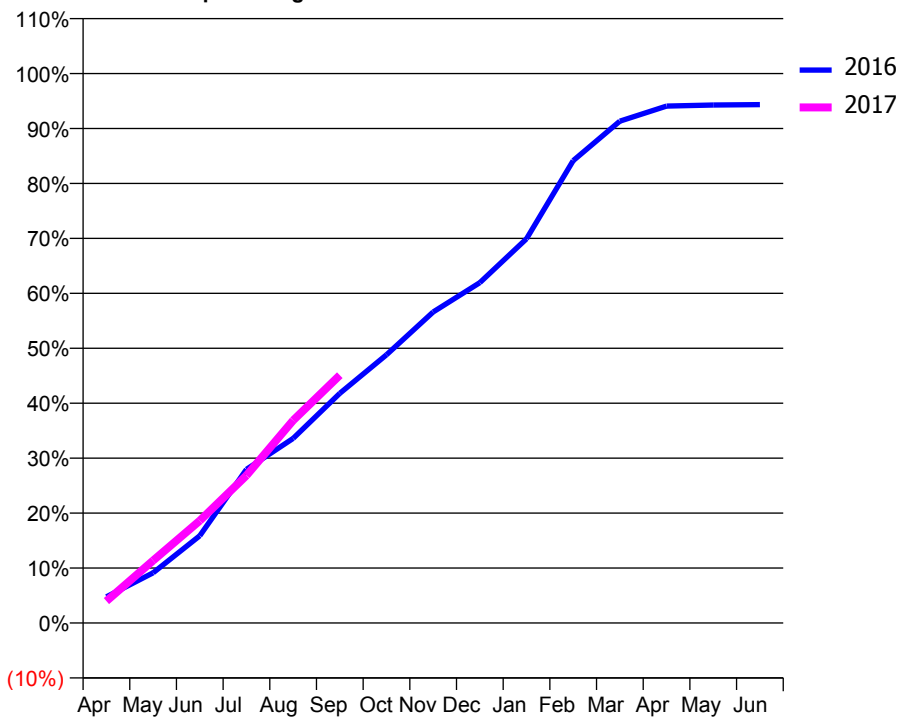
### ACCESS\*

Patients seen in 24 months	Total	Change since previous quarter
Quarter ending September 2015	673	
Quarter ending December 2015	681	→
Quarter ending March 2016	691	→
Quarter ending June 2016	690	→
Quarter ending September 2016	677	↓
<b>Variance since September 2015</b>	<b>0.6%</b>	<b>→</b>



### ACTIVITY

Cumulative percentage of contracted UDA delivered 2016 & 2017



Month	Adjusted Scheduled Activity (UDA)	
	2016	2017
April	69	58
May	133	165
June	230	270
July	406	389
August	487	535
September	606	654
October	708	
November	821	
December	898	
January	1,014	
February	1,220	
March	1,324	
April	1,364	
May	1,367	
June	1,368	

### QUALITY

	Quantity	Base Number	Contract	AT	Region	England
% of FP17s for the same patient ID Re-attending within 3 months - Children	34	418	8.1%	10.3%	11.8%	12.4%
% of FP17s for the same patient ID Re-attending within 3 months - Adults	16	121	13.2%	15.1%	16.6%	16.7%
% of FP17s for the same patient ID Re-attending between 3 & 9 months - Children	280	418	67.0%	60.7%	60.2%	57.4%
% of FP17s for the same patient ID Re-attending between 3 & 9 months - Adults	76	121	62.8%	52.7%	52.0%	50.5%
% of FP17s for Band 1 Urgent Courses	20	487	4.1%	9.6%	9.4%	9.1%
% of FP17s Relating to Free Repair or Replacements	0	487	0.0%	0.7%	0.7%	0.8%
% of FP17s Relating to Continuations	2	487	0.4%	1.3%	1.2%	1.3%
% of Patients satisfied with the dentistry they have received	0	0	N/A	91.6%	93.6%	93.2%
% of Patients satisfied with the time they had to wait for an appointment	0	0	N/A	87.7%	89.1%	89.0%

\* This is based on patients treated on this contract for their most recent course of treatment. Figures in italics indicate the base number of FP17s or Patient Questionnaire responses are less than 100. N/A is shown where the base number of responses is less than 10 during the period. % is calculated as Quantity/Base number\*100

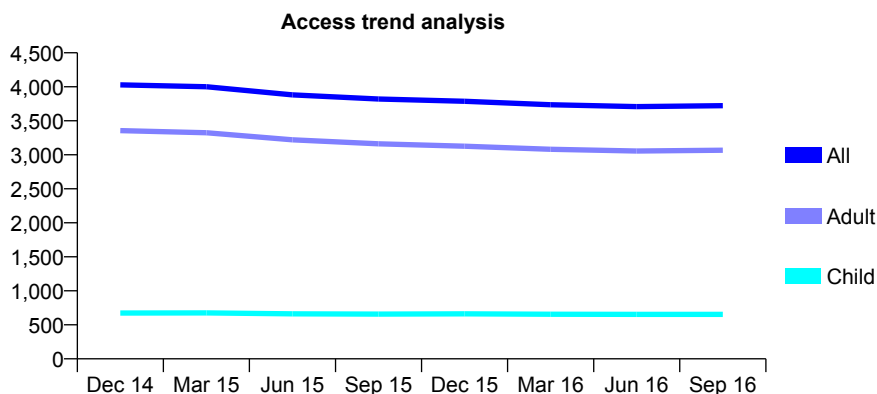
## Q70 - Vital Signs At a Glance Contract Report for 979465/0001 - September 2016

Name or company name	MR SJ MCCREA
Contract type name	GDS Contract
Purpose of contract	General
Contract start date	01/04/2006
Contract end date	

16/17 Contracted general activity (UDA)	13,000
Carry forward general activity (UDA)	0
16/17 Contracted orthodontic activity (UOA)	0
Carry forward orthodontic activity (UOA)	0
Baseline contract value	£334,397.28

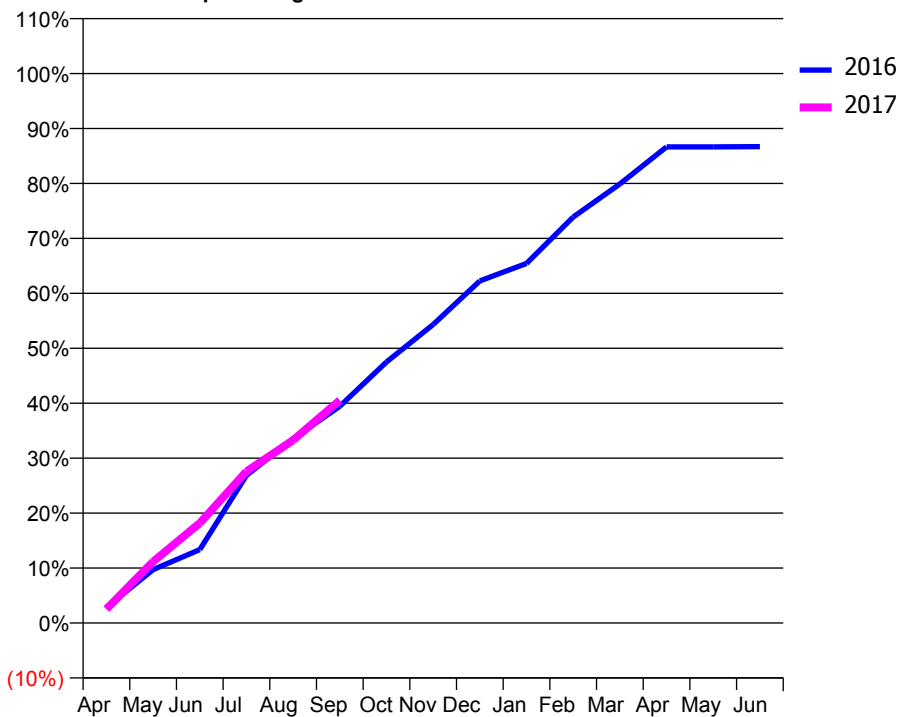
### ACCESS\*

Patients seen in 24 months	Total	Change since previous quarter
Quarter ending September 2015	3,820	
Quarter ending December 2015	3,787	→
Quarter ending March 2016	3,736	↓
Quarter ending June 2016	3,709	→
Quarter ending September 2016	3,722	→
<b>Variance since September 2015</b>	<b>(2.6%)</b>	<b>↓</b>



### ACTIVITY

Cumulative percentage of contracted UDA delivered 2016 & 2017



Month	Adjusted Scheduled Activity (UDA)	
	2016	2017
April	372	330
May	1,263	1,451
June	1,738	2,363
July	3,495	3,584
August	4,360	4,327
September	5,129	5,271
October	6,176	
November	7,062	
December	8,094	
January	8,506	
February	9,604	
March	10,388	
April	11,263	
May	11,263	
June	11,271	

### QUALITY

	Quantity	Base Number	Contract	AT	Region	England
% of FP17s for the same patient ID Re-attending within 3 months - Children	28	470	6.0%	10.3%	11.8%	12.4%
% of FP17s for the same patient ID Re-attending within 3 months - Adults	278	2,213	12.6%	15.1%	16.6%	16.7%
% of FP17s for the same patient ID Re-attending between 3 & 9 months - Children	226	470	48.1%	60.7%	60.2%	57.4%
% of FP17s for the same patient ID Re-attending between 3 & 9 months - Adults	1,132	2,213	51.2%	52.7%	52.0%	50.5%
% of FP17s for Band 1 Urgent Courses	151	2,318	6.5%	9.6%	9.4%	9.1%
% of FP17s Relating to Free Repair or Replacements	13	2,318	0.6%	0.7%	0.7%	0.8%
% of FP17s Relating to Continuations	29	2,318	1.3%	1.3%	1.2%	1.3%
% of Patients satisfied with the dentistry they have received	5	5	N/A	91.6%	93.6%	93.2%
% of Patients satisfied with the time they had to wait for an appointment	5	5	N/A	87.7%	89.1%	89.0%

\* This is based on patients treated on this contract for their most recent course of treatment. Figures in italics indicate the base number of FP17s or Patient Questionnaire responses are less than 100. N/A is shown where the base number of responses is less than 10 during the period. % is calculated as Quantity/Base number\*100