

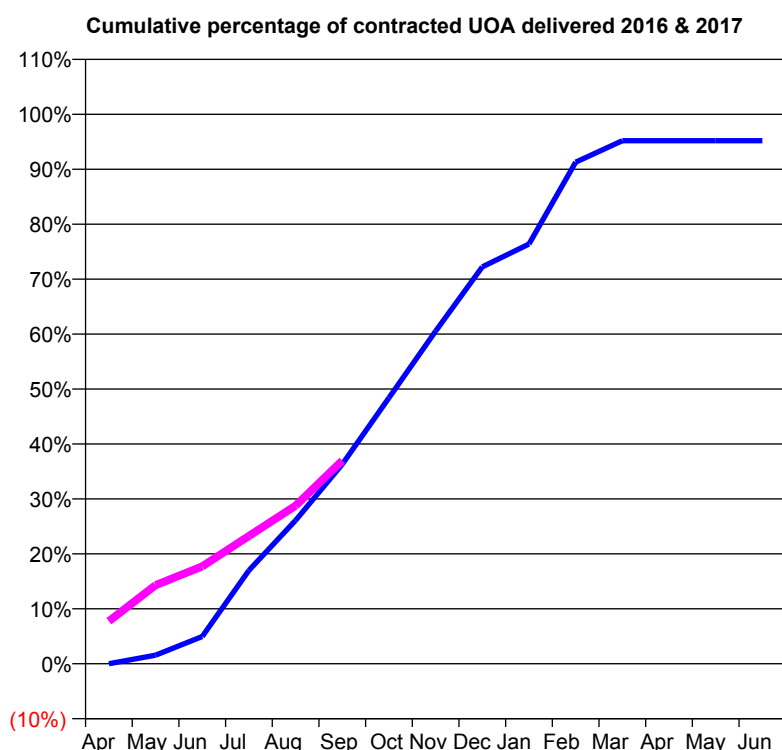
**7A1 - Vital Signs Orthodontic At a Glance Contract Report for 101281/0257 - September 2016**

Name or company name	OASIS DENTAL CARE LTD
Contract type name	PDS Contract
Purpose of contract	Orthodontic
Contract start date	01/04/2015
Contract end date	30/09/2018

16/17 Contracted general activity (UDA)	0
Carry forward general activity (UDA)	0
16/17 Contracted orthodontic activity (UOA)	8,000
Carry forward orthodontic activity (UOA)	73
Baseline contract value	£433,588.46

**ACCESS**

	Contract	England and Wales
24 month ratio of assessments to patient IDs	1.01	1.10

**ACTIVITY**


Month	Adjusted Scheduled Activity (UOA)	
	2016	2017
April	0	620
May	126	1,145
June	400	1,418
July	1,370	1,860
August	2,105	2,301
September	2,929	2,958
October	3,904	
November	4,883	
December	5,825	
January	6,161	
February	7,362	
March	7,677	
April	7,677	
May	7,677	
June	7,677	

**QUALITY**

	Contract Quantity	Contract Base Number	Contract *	Wales
% of all assessments that were assess and fit appliances (rolling 12 month period)	372	409	91.0%	52.3%
% of all assessments that were assess and refuse (rolling 12 month period)	17	409	4.2%	10.6%
% of all assessments that were assess and review (rolling 12 month period)	20	409	4.9%	37.2%
% of terminated courses where treatment was abandoned or discontinued (rolling 12 month period)	15	253	5.9%	8.7%
% of completed treatments indicating that PAR score was taken (year to date)	46	124	37.1%	49.8%
Rate of removable appliances per 100 fixed appliances - proposed treatment (rolling 12 month period)	6	728	0.82	5.59
Rate of removable appliances per 100 fixed appliances - completed treatment (rolling 12 month period)	11	469	2.35	4.88
% of courses of treatment with removable appliances only - proposed treatment (rolling 12 month period)	0	372	0.0%	1.5%
% of courses of treatment with removable appliances only - completed treatment (rolling 12 month period)	0	238	0.0%	0.7%
% of patients satisfied with the treatment they have received (rolling 12 month period)	3	12	25.0%	35.1%

\* Figures in italics indicate that the base number is less than 100.

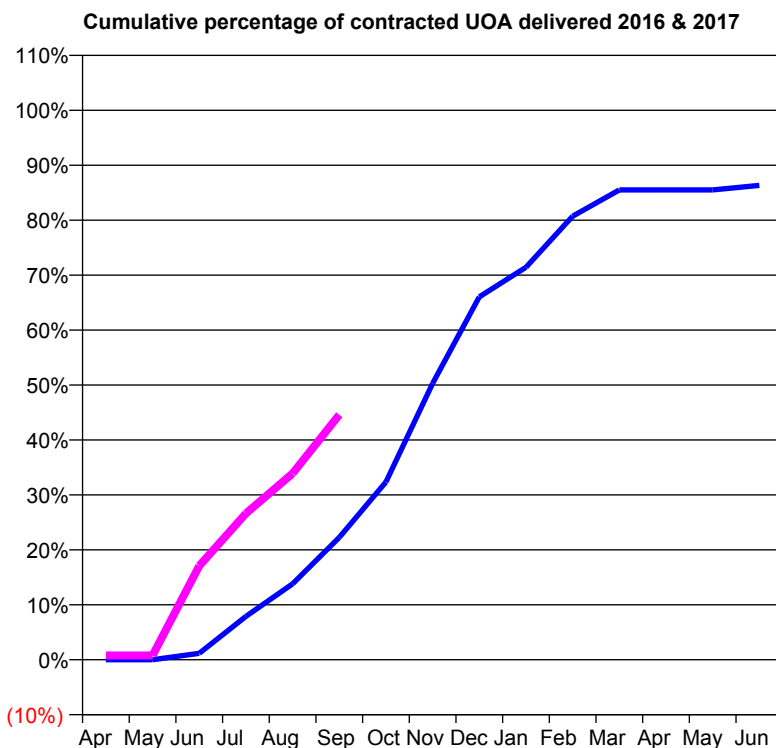
**7A1 - Vital Signs Orthodontic At a Glance Contract Report for 101281/0258 - September 2016**

Name or company name	OASIS DENTAL CARE LTD
Contract type name	PDS Contract
Purpose of contract	Orthodontic
Contract start date	01/04/2015
Contract end date	30/09/2018

16/17 Contracted general activity (UDA)	0
Carry forward general activity (UDA)	0
16/17 Contracted orthodontic activity (UOA)	7,500
Carry forward orthodontic activity (UOA)	-60
Baseline contract value	£406,489.18

**ACCESS**

	Contract	England and Wales
24 month ratio of assessments to patient IDs	1.00	1.10

**ACTIVITY**


Month	Adjusted Scheduled Activity (UOA)	
	2016	2017
April	0	60
May	0	60
June	88	1,282
July	592	1,998
August	1,037	2,544
September	1,671	3,344
October	2,427	
November	3,773	
December	4,953	
January	5,358	
February	6,055	
March	6,413	
April	6,413	
May	6,413	
June	6,476	

**QUALITY**

	Contract Quantity	Contract Base Number	Contract *	Wales
% of all assessments that were assess and fit appliances (rolling 12 month period)	388	388	100.0%	52.3%
% of all assessments that were assess and refuse (rolling 12 month period)	0	388	0.0%	10.6%
% of all assessments that were assess and review (rolling 12 month period)	0	388	0.0%	37.2%
% of terminated courses where treatment was abandoned or discontinued (rolling 12 month period)	20	313	6.4%	8.7%
% of completed treatments indicating that PAR score was taken (year to date)	136	143	95.1%	49.8%
Rate of removable appliances per 100 fixed appliances - proposed treatment (rolling 12 month period)	78	762	10.24	5.59
Rate of removable appliances per 100 fixed appliances - completed treatment (rolling 12 month period)	0	50	0.00	4.88
% of courses of treatment with removable appliances only - proposed treatment (rolling 12 month period)	4	388	1.0%	1.5%
% of courses of treatment with removable appliances only - completed treatment (rolling 12 month period)	0	293	0.0%	0.7%
% of patients satisfied with the treatment they have received (rolling 12 month period)	11	27	40.7%	35.1%

\* Figures in italics indicate that the base number is less than 100.

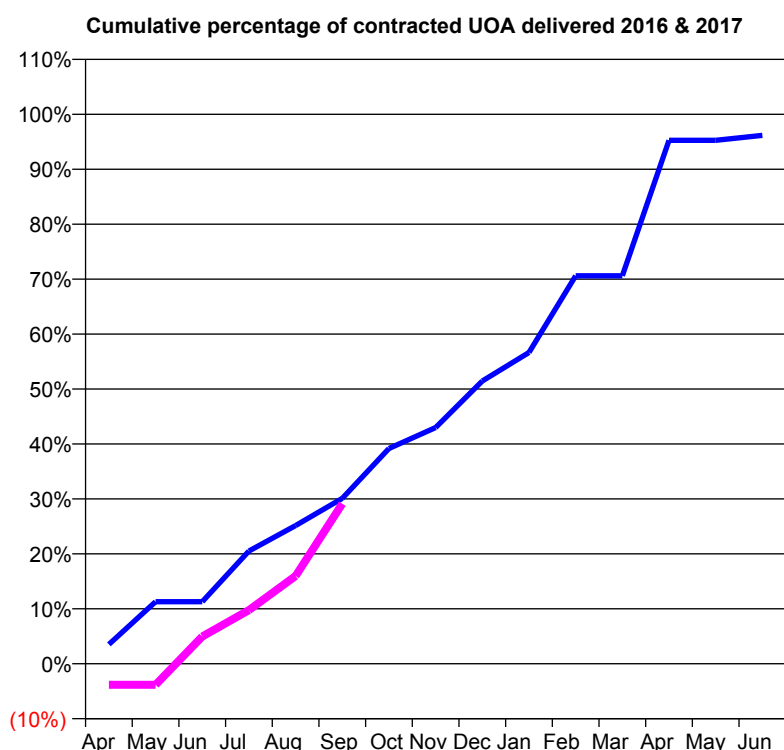
**7A1 - Vital Signs Orthodontic At a Glance Contract Report for 154857/0001 - September 2016**

Name or company name	Tameside Orthodontics Ltd
Contract type name	PDS Contract
Purpose of contract	Orthodontic
Contract start date	01/03/2012
Contract end date	30/09/2018

16/17 Contracted general activity (UDA)	0
Carry forward general activity (UDA)	0
16/17 Contracted orthodontic activity (UOA)	10,125
Carry forward orthodontic activity (UOA)	389
Baseline contract value	£543,469.88

**ACCESS**

	Contract	England and Wales
24 month ratio of assessments to patient IDs	1.02	1.10

**ACTIVITY**


Month	Adjusted Scheduled Activity (UOA)	
	2016	2017
April	357	-389
May	1,143	-389
June	1,143	503
July	2,078	988
August	2,547	1,618
September	3,049	2,949
October	3,966	
November	4,352	
December	5,211	
January	5,737	
February	7,149	
March	7,149	
April	9,646	
May	9,646	
June	9,736	

**QUALITY**

	Contract Quantity	Contract Base Number	Contract *	Wales
% of all assessments that were assess and fit appliances (rolling 12 month period)	464	812	57.1%	52.3%
% of all assessments that were assess and refuse (rolling 12 month period)	143	812	17.6%	10.6%
% of all assessments that were assess and review (rolling 12 month period)	205	812	25.2%	37.2%
% of terminated courses where treatment was abandoned or discontinued (rolling 12 month period)	10	127	7.9%	8.7%
% of completed treatments indicating that PAR score was taken (year to date)	84	106	79.2%	49.8%
Rate of removable appliances per 100 fixed appliances - proposed treatment (rolling 12 month period)	14	910	1.54	5.59
Rate of removable appliances per 100 fixed appliances - completed treatment (rolling 12 month period)	0	0	N/A	4.88
% of courses of treatment with removable appliances only - proposed treatment (rolling 12 month period)	7	464	1.5%	1.5%
% of courses of treatment with removable appliances only - completed treatment (rolling 12 month period)	0	117	0.0%	0.7%
% of patients satisfied with the treatment they have received (rolling 12 month period)	16	40	40.0%	35.1%

\* Figures in italics indicate that the base number is less than 100.

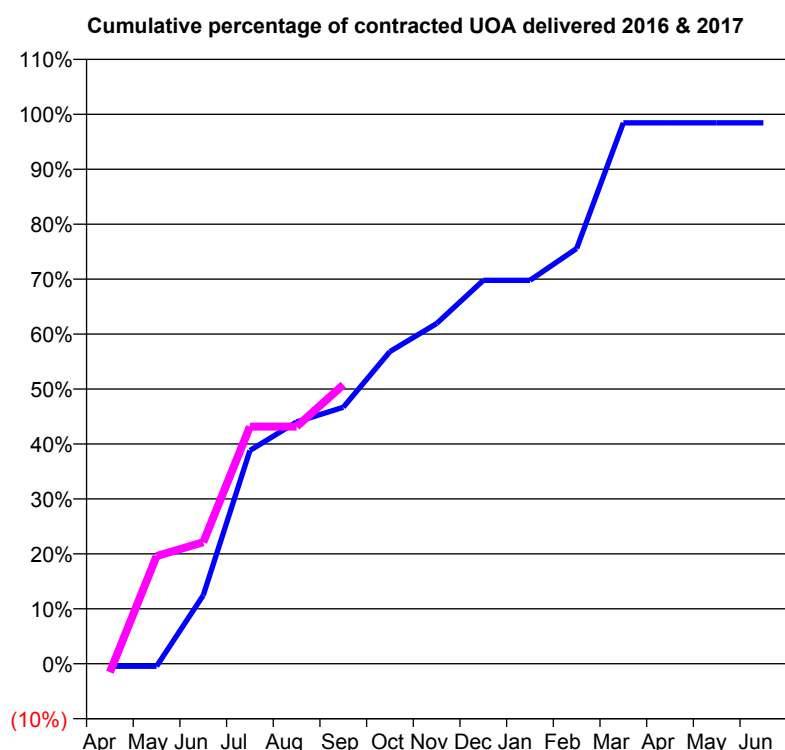
**7A1 - Vital Signs Orthodontic At a Glance Contract Report for 175145/0002 - September 2016**

Name or company name	Rhyl and Abergele Elwy Dental Partnership
Contract type name	GDS Contract
Purpose of contract	General and Orthodontic
Contract start date	01/03/2011
Contract end date	

16/17 Contracted general activity (UDA)	49,009
Carry forward general activity (UDA)	-6
16/17 Contracted orthodontic activity (UOA)	827
Carry forward orthodontic activity (UOA)	13
Baseline contract value	£1,386,243.21

**ACCESS**

	Contract	England and Wales
24 month ratio of assessments to patient IDs	1.08	1.10

**ACTIVITY**


Month	Adjusted Scheduled Activity (UOA)	
	2016	2017
April	-4	-13
May	-4	162
June	103	183
July	321	357
August	364	357
September	386	420
October	470	
November	512	
December	577	
January	577	
February	625	
March	814	
April	814	
May	814	
June	814	

**QUALITY**

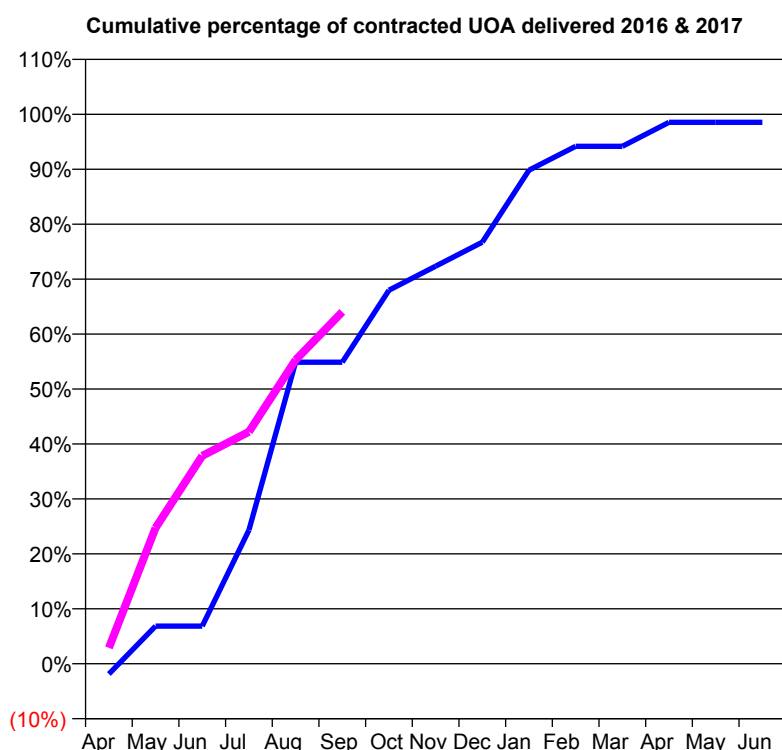
	Contract Quantity	Contract Base Number	Contract *	Wales
% of all assessments that were assess and fit appliances (rolling 12 month period)	40	63	63.5%	52.3%
% of all assessments that were assess and refuse (rolling 12 month period)	17	63	27.0%	10.6%
% of all assessments that were assess and review (rolling 12 month period)	6	63	9.5%	37.2%
% of terminated courses where treatment was abandoned or discontinued (rolling 12 month period)	3	30	10.0%	8.7%
% of completed treatments indicating that PAR score was taken (year to date)	0	9	0.0%	49.8%
Rate of removable appliances per 100 fixed appliances - proposed treatment (rolling 12 month period)	0	0	N/A	5.59
Rate of removable appliances per 100 fixed appliances - completed treatment (rolling 12 month period)	10	35	28.57	4.88
% of courses of treatment with removable appliances only - proposed treatment (rolling 12 month period)	0	40	0.0%	1.5%
% of courses of treatment with removable appliances only - completed treatment (rolling 12 month period)	1	27	3.7%	0.7%
% of patients satisfied with the treatment they have received (rolling 12 month period)	0	1	0.0%	35.1%

\* Figures in italics indicate that the base number is less than 100.

**7A1 - Vital Signs Orthodontic At a Glance Contract Report for 193216/0001 - September 2016**

Name or company name	Ruthin Dental	16/17 Contracted general activity (UDA)	32,805
Contract type name	GDS Contract	Carry forward general activity (UDA)	0
Purpose of contract	General and Orthodontic	16/17 Contracted orthodontic activity (UOA)	481
Contract start date	01/04/2013	Carry forward orthodontic activity (UOA)	7
Contract end date		Baseline contract value	£853,367.59

ACCESS	Contract	England and Wales
24 month ratio of assessments to patient IDs	1.00	1.10

**ACTIVITY**


Month	Adjusted Scheduled Activity (UOA)	
	2016	2017
April	-9	14
May	33	119
June	33	182
July	117	203
August	264	266
September	264	308
October	327	
November	348	
December	369	
January	432	
February	453	
March	453	
April	474	
May	474	
June	474	

QUALITY	Contract Quantity	Contract Base Number	Contract *	Wales
% of all assessments that were assess and fit appliances (rolling 12 month period)	25	25	100.0%	52.3%
% of all assessments that were assess and refuse (rolling 12 month period)	0	25	0.0%	10.6%
% of all assessments that were assess and review (rolling 12 month period)	0	25	0.0%	37.2%
% of terminated courses where treatment was abandoned or discontinued (rolling 12 month period)	0	15	0.0%	8.7%
% of completed treatments indicating that PAR score was taken (year to date)	8	9	88.9%	49.8%
Rate of removable appliances per 100 fixed appliances - proposed treatment (rolling 12 month period)	1	37	2.70	5.59
Rate of removable appliances per 100 fixed appliances - completed treatment (rolling 12 month period)	0	3	0.00	4.88
% of courses of treatment with removable appliances only - proposed treatment (rolling 12 month period)	1	25	4.0%	1.5%
% of courses of treatment with removable appliances only - completed treatment (rolling 12 month period)	0	15	0.0%	0.7%
% of patients satisfied with the treatment they have received (rolling 12 month period)	1	4	25.0%	35.1%

\* Figures in italics indicate that the base number is less than 100.

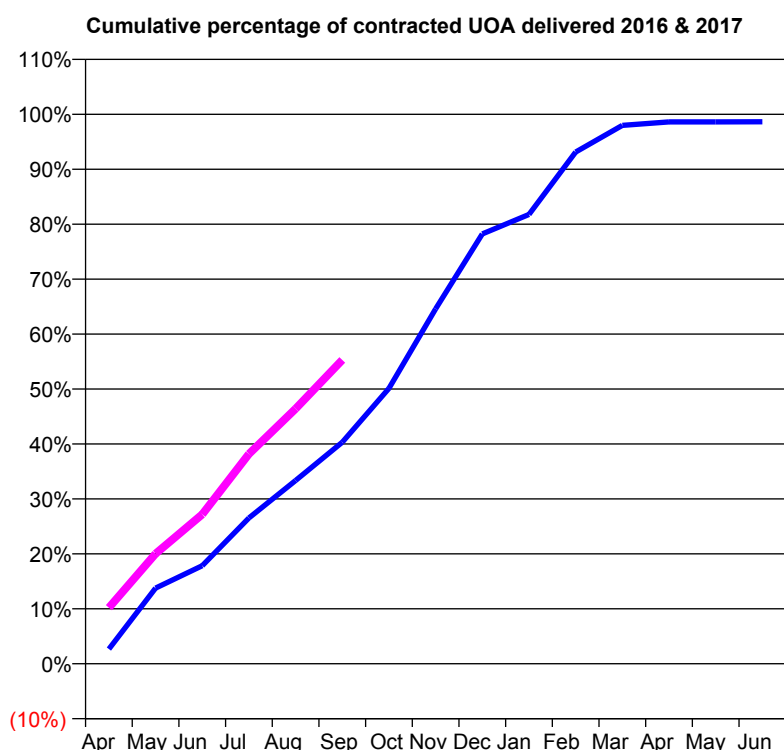
**7A1 - Vital Signs Orthodontic At a Glance Contract Report for 329398/0002 - September 2016**

Name or company name	MR DJ PLUNKETT
Contract type name	PDS Contract
Purpose of contract	Orthodontic
Contract start date	01/05/2008
Contract end date	30/09/2018

16/17 Contracted general activity (UDA)	0
Carry forward general activity (UDA)	0
16/17 Contracted orthodontic activity (UOA)	9,700
Carry forward orthodontic activity (UOA)	-133
Baseline contract value	£556,534.15

ACCESS	Contract	England and Wales
--------	----------	-------------------

24 month ratio of assessments to patient IDs	1.02	1.10
--	------	------

**ACTIVITY**


Month	Adjusted Scheduled Activity (UOA)	
	2016	2017
April	261	990
May	1,335	1,944
June	1,731	2,638
July	2,575	3,703
August	3,236	4,502
September	3,912	5,363
October	4,863	
November	6,266	
December	7,587	
January	7,932	
February	9,032	
March	9,505	
April	9,564	
May	9,565	
June	9,567	

**QUALITY**

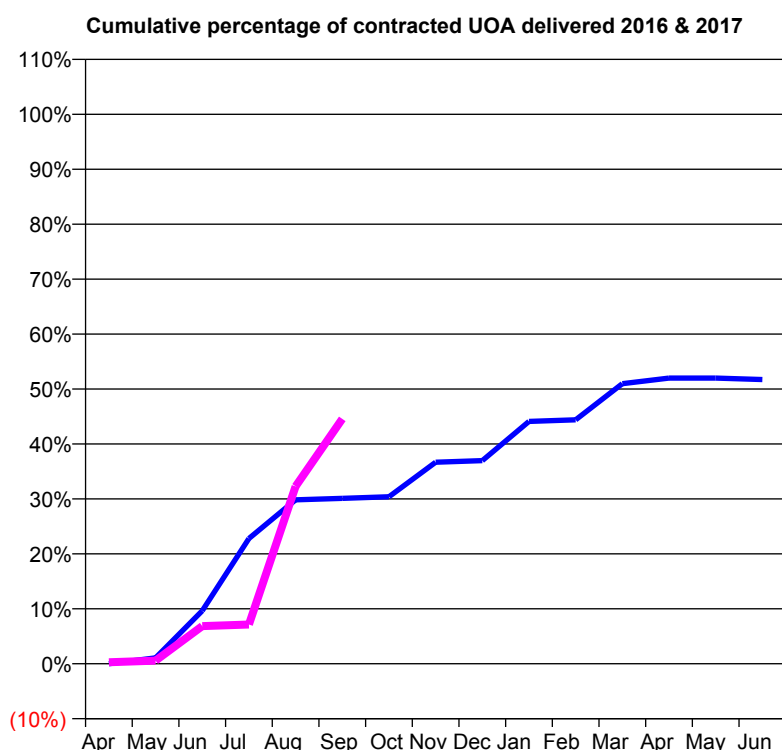
	Contract Quantity	Contract Base Number	Contract *	Wales
% of all assessments that were assess and fit appliances (rolling 12 month period)	512	864	59.3%	52.3%
% of all assessments that were assess and refuse (rolling 12 month period)	143	864	16.6%	10.6%
% of all assessments that were assess and review (rolling 12 month period)	209	864	24.2%	37.2%
% of terminated courses where treatment was abandoned or discontinued (rolling 12 month period)	23	376	6.1%	8.7%
% of completed treatments indicating that PAR score was taken (year to date)	147	183	80.3%	49.8%
Rate of removable appliances per 100 fixed appliances - proposed treatment (rolling 12 month period)	7	972	0.72	5.59
Rate of removable appliances per 100 fixed appliances - completed treatment (rolling 12 month period)	5	629	0.79	4.88
% of courses of treatment with removable appliances only - proposed treatment (rolling 12 month period)	2	512	0.4%	1.5%
% of courses of treatment with removable appliances only - completed treatment (rolling 12 month period)	1	353	0.3%	0.7%
% of patients satisfied with the treatment they have received (rolling 12 month period)	18	56	32.1%	35.1%

\* Figures in italics indicate that the base number is less than 100.

**7A1 - Vital Signs Orthodontic At a Glance Contract Report for 826677/0001 - September 2016**

Name or company name	MR SJ LANGSTON	16/17 Contracted general activity (UDA)	560
Contract type name	GDS Contract	Carry forward general activity (UDA)	0
Purpose of contract	General and Orthodontic	16/17 Contracted orthodontic activity (UOA)	350
Contract start date	01/04/2006	Carry forward orthodontic activity (UOA)	0
Contract end date		Baseline contract value	£22,852.81

ACCESS	Contract	England and Wales
24 month ratio of assessments to patient IDs	1.39	1.10

**ACTIVITY**


Month	Adjusted Scheduled Activity (UOA)	
	2016	2017
April	0	1
May	4	2
June	34	24
July	80	25
August	104	113
September	105	156
October	106	
November	128	
December	129	
January	154	
February	155	
March	178	
April	182	
May	182	
June	181	

QUALITY	Contract Quantity	Contract Base Number	Contract *	Wales
% of all assessments that were assess and fit appliances (rolling 12 month period)	11	31	35.5%	52.3%
% of all assessments that were assess and refuse (rolling 12 month period)	1	31	3.2%	10.6%
% of all assessments that were assess and review (rolling 12 month period)	19	31	61.3%	37.2%
% of terminated courses where treatment was abandoned or discontinued (rolling 12 month period)	0	10	0.0%	8.7%
% of completed treatments indicating that PAR score was taken (year to date)	0	4	0.0%	49.8%
Rate of removable appliances per 100 fixed appliances - proposed treatment (rolling 12 month period)	0	0	N/A	5.59
Rate of removable appliances per 100 fixed appliances - completed treatment (rolling 12 month period)	0	0	N/A	4.88
% of courses of treatment with removable appliances only - proposed treatment (rolling 12 month period)	0	11	0.0%	1.5%
% of courses of treatment with removable appliances only - completed treatment (rolling 12 month period)	0	10	0.0%	0.7%
% of patients satisfied with the treatment they have received (rolling 12 month period)	0	1	0.0%	35.1%

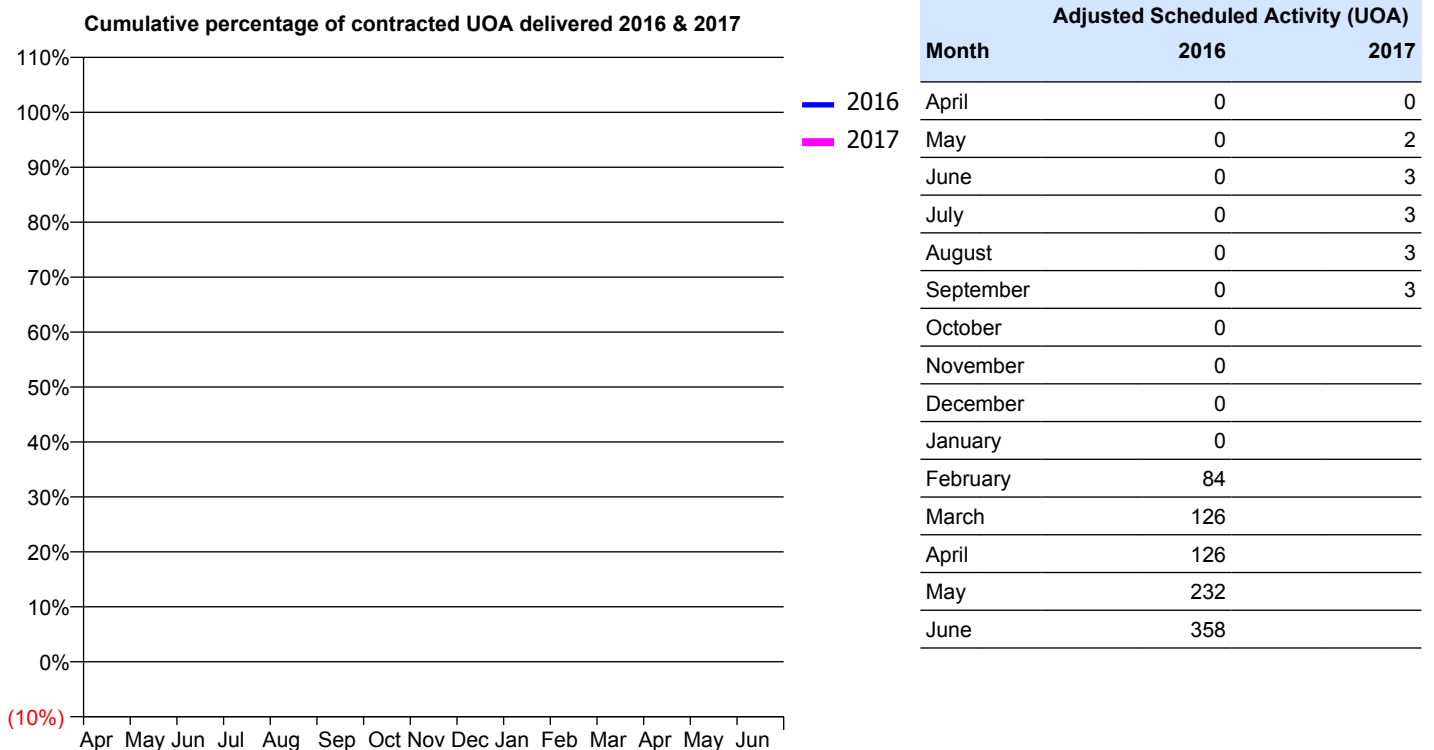
\* Figures in italics indicate that the base number is less than 100.

**7A1 - Vital Signs Orthodontic At a Glance Contract Report for 833312/0001 - September 2016**

Name or company name	MR SJ KEEN	16/17 Contracted general activity (UDA)	2,772
Contract type name	GDS Contract	Carry forward general activity (UDA)	-69
Purpose of contract	General and Orthodontic	16/17 Contracted orthodontic activity (UOA)	0
Contract start date	01/04/2006	Carry forward orthodontic activity (UOA)	0
Contract end date		Baseline contract value	£76,330.19

**ACCESS**

	Contract	England and Wales
24 month ratio of assessments to patient IDs	1.00	1.10

**ACTIVITY**

**QUALITY**

	Contract Quantity	Contract Base Number	Contract *	Wales
% of all assessments that were assess and fit appliances (rolling 12 month period)	17	21	81.0%	52.3%
% of all assessments that were assess and refuse (rolling 12 month period)	0	21	0.0%	10.6%
% of all assessments that were assess and review (rolling 12 month period)	4	21	19.0%	37.2%
% of terminated courses where treatment was abandoned or discontinued (rolling 12 month period)	0	0	N/A	8.7%
% of completed treatments indicating that PAR score was taken (year to date)	0	0	N/A	49.8%
Rate of removable appliances per 100 fixed appliances - proposed treatment (rolling 12 month period)	2	23	8.70	5.59
Rate of removable appliances per 100 fixed appliances - completed treatment (rolling 12 month period)	0	0	N/A	4.88
% of courses of treatment with removable appliances only - proposed treatment (rolling 12 month period)	0	17	0.0%	1.5%
% of courses of treatment with removable appliances only - completed treatment (rolling 12 month period)	0	0	N/A	0.7%
% of patients satisfied with the treatment they have received (rolling 12 month period)	0	1	0.0%	35.1%

\* Figures in italics indicate that the base number is less than 100.



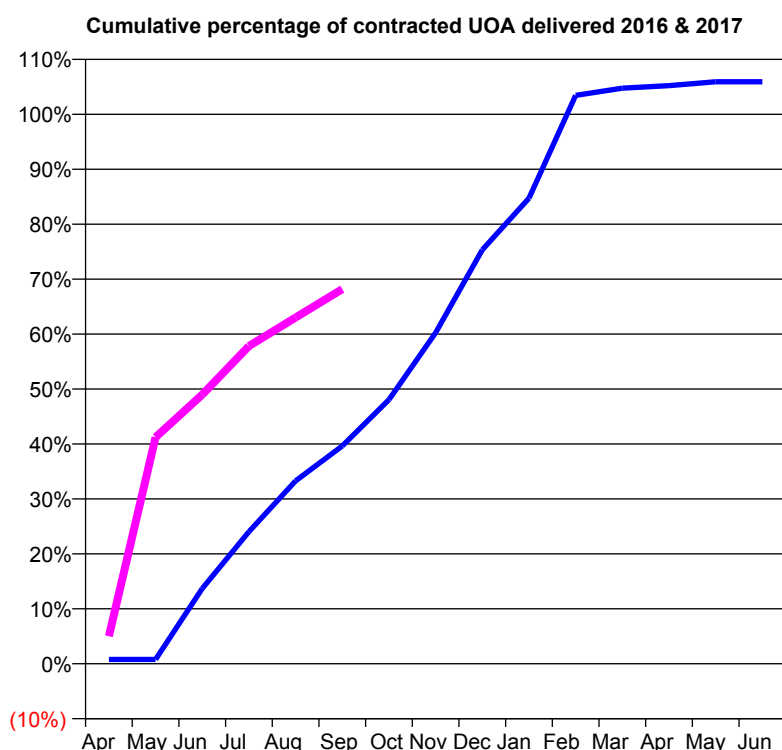
**7A2 - Vital Signs Orthodontic At a Glance Contract Report for 176710/0007 - September 2016**

Name or company name	Q Dental Care Limited
Contract type name	PDS Contract
Purpose of contract	Orthodontic
Contract start date	01/07/2011
Contract end date	31/03/2018

16/17 Contracted general activity (UDA)	0
Carry forward general activity (UDA)	0
16/17 Contracted orthodontic activity (UOA)	18,000
Carry forward orthodontic activity (UOA)	-900
Baseline contract value	£1,156,817.54

**ACCESS**

	Contract	England and Wales
24 month ratio of assessments to patient IDs	1.05	1.10

**ACTIVITY**


Month	Adjusted Scheduled Activity (UOA)	
	2016	2017
April	141	900
May	141	7,417
June	2,466	8,819
July	4,325	10,408
August	5,990	11,342
September	7,135	12,270
October	8,653	
November	10,843	
December	13,561	
January	15,250	
February	18,620	
March	18,853	
April	18,937	
May	19,065	
June	19,065	

**QUALITY**

	Contract Quantity	Contract Base Number	Contract *	Wales
% of all assessments that were assess and fit appliances (rolling 12 month period)	1,114	1,117	99.7%	52.3%
% of all assessments that were assess and refuse (rolling 12 month period)	0	1,117	0.0%	10.6%
% of all assessments that were assess and review (rolling 12 month period)	3	1,117	0.3%	37.2%
% of terminated courses where treatment was abandoned or discontinued (rolling 12 month period)	73	646	11.3%	8.7%
% of completed treatments indicating that PAR score was taken (year to date)	193	225	85.8%	49.8%
Rate of removable appliances per 100 fixed appliances - proposed treatment (rolling 12 month period)	5	2,190	0.23	5.59
Rate of removable appliances per 100 fixed appliances - completed treatment (rolling 12 month period)	11	1,131	0.97	4.88
% of courses of treatment with removable appliances only - proposed treatment (rolling 12 month period)	0	1,114	0.0%	1.5%
% of courses of treatment with removable appliances only - completed treatment (rolling 12 month period)	0	573	0.0%	0.7%
% of patients satisfied with the treatment they have received (rolling 12 month period)	7	24	29.2%	35.1%

\* Figures in italics indicate that the base number is less than 100.

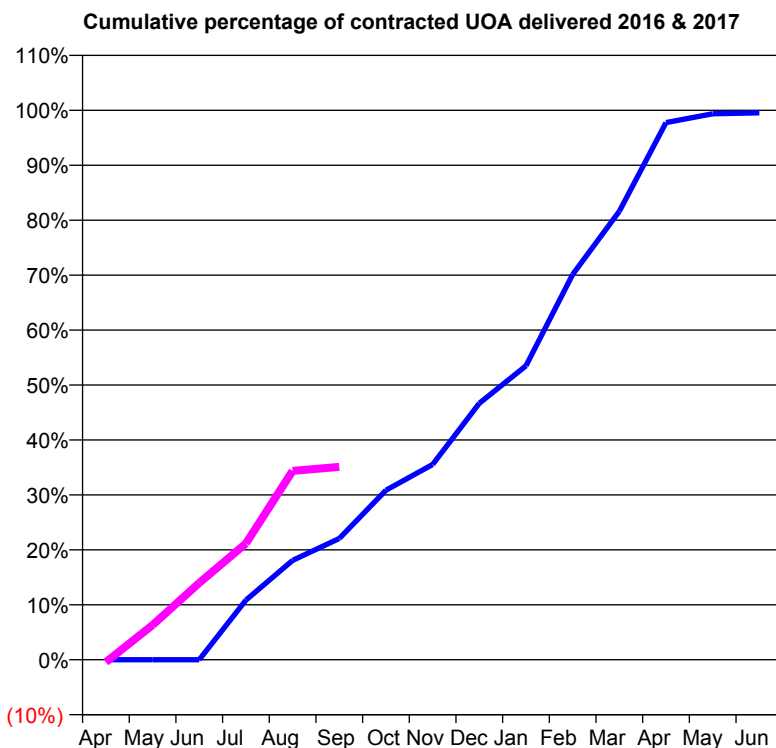
**7A2 - Vital Signs Orthodontic At a Glance Contract Report for 176710/0008 - September 2016**

Name or company name	Q Dental Care Limited
Contract type name	PDS Contract
Purpose of contract	Orthodontic
Contract start date	01/04/2015
Contract end date	31/03/2018

16/17 Contracted general activity (UDA)	0
Carry forward general activity (UDA)	0
16/17 Contracted orthodontic activity (UOA)	2,200
Carry forward orthodontic activity (UOA)	10
Baseline contract value	£56,350.11

**ACCESS**

	Contract	England and Wales
24 month ratio of assessments to patient IDs	1.03	1.10

**ACTIVITY**


Month	Adjusted Scheduled Activity (UOA)	
	2016	2017
April	0	-10
May	0	139
June	0	308
July	239	466
August	398	756
September	486	772
October	679	
November	782	
December	1,027	
January	1,177	
February	1,543	
March	1,796	
April	2,151	
May	2,186	
June	2,190	

**QUALITY**

	Contract Quantity	Contract Base Number	Contract *	Wales
% of all assessments that were assess and fit appliances (rolling 12 month period)	1	2,477	0.0%	52.3%
% of all assessments that were assess and refuse (rolling 12 month period)	111	2,477	4.5%	10.6%
% of all assessments that were assess and review (rolling 12 month period)	2,365	2,477	95.5%	37.2%
% of terminated courses where treatment was abandoned or discontinued (rolling 12 month period)	0	0	N/A	8.7%
% of completed treatments indicating that PAR score was taken (year to date)	0	0	N/A	49.8%
Rate of removable appliances per 100 fixed appliances - proposed treatment (rolling 12 month period)	0	0	N/A	5.59
Rate of removable appliances per 100 fixed appliances - completed treatment (rolling 12 month period)	0	0	N/A	4.88
% of courses of treatment with removable appliances only - proposed treatment (rolling 12 month period)	0	1	0.0%	1.5%
% of courses of treatment with removable appliances only - completed treatment (rolling 12 month period)	0	0	N/A	0.7%
% of patients satisfied with the treatment they have received (rolling 12 month period)	0	0	N/A	35.1%

\* Figures in italics indicate that the base number is less than 100.

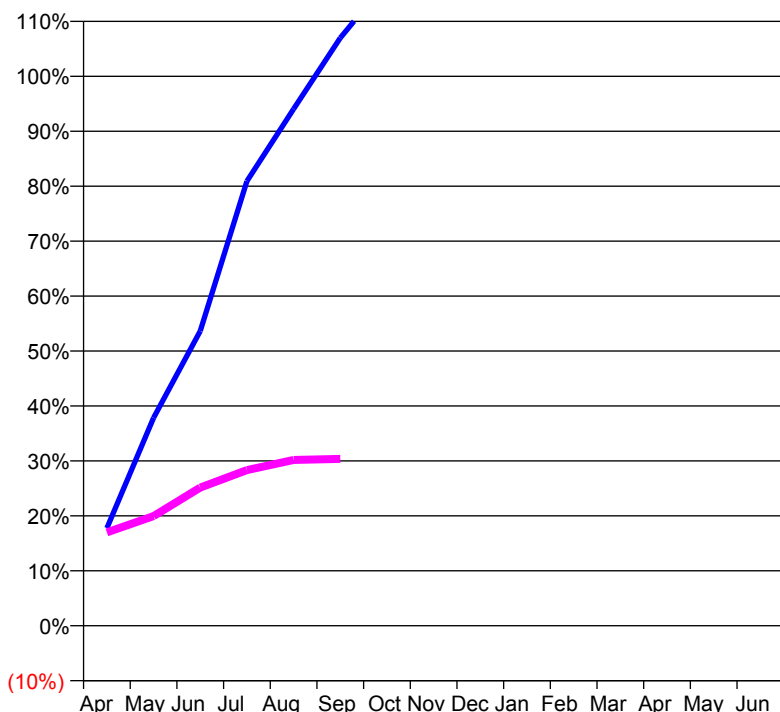
**7A3 - Vital Signs Orthodontic At a Glance Contract Report for 117234/0001 - September 2016**

Name or company name	Cwmtawe Dental Practice Ltd
Contract type name	GDS Contract
Purpose of contract	General and Orthodontic
Contract start date	01/04/2008
Contract end date	

16/17 Contracted general activity (UDA)	11,510
Carry forward general activity (UDA)	0
16/17 Contracted orthodontic activity (UOA)	2,064
Carry forward orthodontic activity (UOA)	0
Baseline contract value	£416,449.07

**ACCESS**

	Contract	England and Wales
24 month ratio of assessments to patient IDs	1.22	1.10

**ACTIVITY**
**Cumulative percentage of contracted UOA delivered 2016 & 2017**

**Adjusted Scheduled Activity (UOA)**

Month	2016	2017
April	367	351
May	781	412
June	1,107	519
July	1,670	585
August	1,941	623
September	2,208	627
October	2,419	
November	2,855	
December	2,988	
January	2,997	
February	3,283	
March	3,290	
April	3,294	
May	3,294	
June	3,295	

**QUALITY**

	Contract Quantity	Contract Base Number	Contract *	Wales
% of all assessments that were assess and fit appliances (rolling 12 month period)	73	313	23.3%	52.3%
% of all assessments that were assess and refuse (rolling 12 month period)	20	313	6.4%	10.6%
% of all assessments that were assess and review (rolling 12 month period)	220	313	70.3%	37.2%
% of terminated courses where treatment was abandoned or discontinued (rolling 12 month period)	25	262	9.5%	8.7%
% of completed treatments indicating that PAR score was taken (year to date)	0	179	0.0%	49.8%
Rate of removable appliances per 100 fixed appliances - proposed treatment (rolling 12 month period)	0	0	N/A	5.59
Rate of removable appliances per 100 fixed appliances - completed treatment (rolling 12 month period)	104	386	26.94	4.88
% of courses of treatment with removable appliances only - proposed treatment (rolling 12 month period)	0	73	0.0%	1.5%
% of courses of treatment with removable appliances only - completed treatment (rolling 12 month period)	2	237	0.8%	0.7%
% of patients satisfied with the treatment they have received (rolling 12 month period)	2	4	50.0%	35.1%

\* Figures in italics indicate that the base number is less than 100.

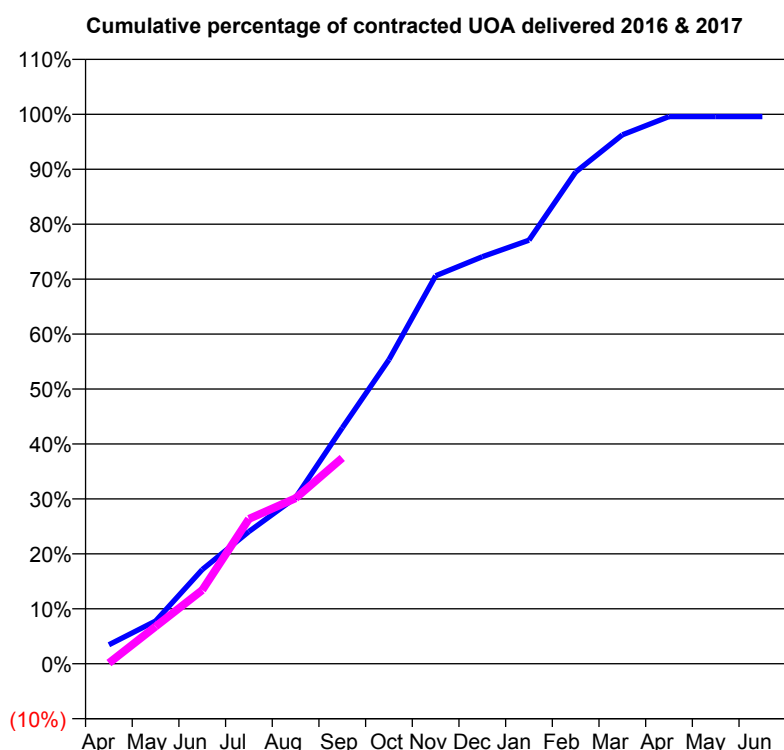
**7A3 - Vital Signs Orthodontic At a Glance Contract Report for 153729/0001 - September 2016**

Name or company name	Dr EV Johnstone, Dr D Ainsworth and Dr J
Contract type name	GDS Contract
Purpose of contract	General and Orthodontic
Contract start date	01/04/2006
Contract end date	

16/17 Contracted general activity (UDA)	9,742
Carry forward general activity (UDA)	51
16/17 Contracted orthodontic activity (UOA)	694
Carry forward orthodontic activity (UOA)	0
Baseline contract value	£426,685.19

**ACCESS**

	Contract	England and Wales
24 month ratio of assessments to patient IDs	1.16	1.10

**ACTIVITY**


Month	Adjusted Scheduled Activity (UOA)	
	2016	2017
April	24	1
May	54	47
June	119	93
July	167	183
August	210	209
September	298	260
October	384	
November	490	
December	514	
January	535	
February	621	
March	668	
April	691	
May	691	
June	691	

**QUALITY**

	Contract Quantity	Contract Base Number	Contract *	Wales
% of all assessments that were assess and fit appliances (rolling 12 month period)	29	73	39.7%	52.3%
% of all assessments that were assess and refuse (rolling 12 month period)	5	73	6.8%	10.6%
% of all assessments that were assess and review (rolling 12 month period)	39	73	53.4%	37.2%
% of terminated courses where treatment was abandoned or discontinued (rolling 12 month period)	0	8	0.0%	8.7%
% of completed treatments indicating that PAR score was taken (year to date)	2	5	40.0%	49.8%
Rate of removable appliances per 100 fixed appliances - proposed treatment (rolling 12 month period)	3	55	5.45	5.59
Rate of removable appliances per 100 fixed appliances - completed treatment (rolling 12 month period)	1	16	6.25	4.88
% of courses of treatment with removable appliances only - proposed treatment (rolling 12 month period)	0	29	0.0%	1.5%
% of courses of treatment with removable appliances only - completed treatment (rolling 12 month period)	0	8	0.0%	0.7%
% of patients satisfied with the treatment they have received (rolling 12 month period)	1	2	50.0%	35.1%

\* Figures in italics indicate that the base number is less than 100.

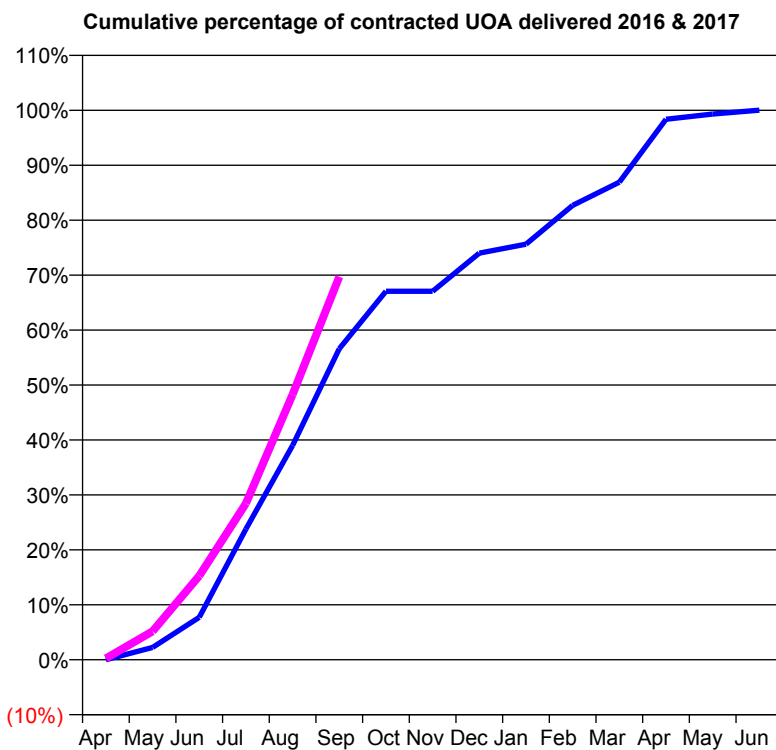
**7A3 - Vital Signs Orthodontic At a Glance Contract Report for 162868/0001 - September 2016**

Name or company name	Neat-Teeth Orthodontics Limited
Contract type name	GDS Contract
Purpose of contract	Orthodontic
Contract start date	01/09/2011
Contract end date	31/10/2016

16/17 Contracted general activity (UDA)	0
Carry forward general activity (UDA)	0
16/17 Contracted orthodontic activity (UOA)	5,258
Carry forward orthodontic activity (UOA)	0
Baseline contract value	£338,102.48

**ACCESS**

	Contract	England and Wales
24 month ratio of assessments to patient IDs	1.04	1.10

**ACTIVITY**


Month	Adjusted Scheduled Activity (UOA)	
	2016	2017
April	0	14
May	203	273
June	697	803
July	2,144	1,496
August	3,516	2,539
September	5,103	3,665
October	6,045	
November	6,045	
December	6,671	
January	6,817	
February	7,453	
March	7,835	
April	8,866	
May	8,952	
June	9,016	

**QUALITY**

	Contract Quantity	Contract Base Number	Contract *	Wales
% of all assessments that were assess and fit appliances (rolling 12 month period)	376	679	55.4%	52.3%
% of all assessments that were assess and refuse (rolling 12 month period)	58	679	8.5%	10.6%
% of all assessments that were assess and review (rolling 12 month period)	245	679	36.1%	37.2%
% of terminated courses where treatment was abandoned or discontinued (rolling 12 month period)	30	282	10.6%	8.7%
% of completed treatments indicating that PAR score was taken (year to date)	98	134	73.1%	49.8%
Rate of removable appliances per 100 fixed appliances - proposed treatment (rolling 12 month period)	3	376	0.80	5.59
Rate of removable appliances per 100 fixed appliances - completed treatment (rolling 12 month period)	0	0	N/A	4.88
% of courses of treatment with removable appliances only - proposed treatment (rolling 12 month period)	0	376	0.0%	1.5%
% of courses of treatment with removable appliances only - completed treatment (rolling 12 month period)	0	252	0.0%	0.7%
% of patients satisfied with the treatment they have received (rolling 12 month period)	12	31	38.7%	35.1%

\* Figures in italics indicate that the base number is less than 100.

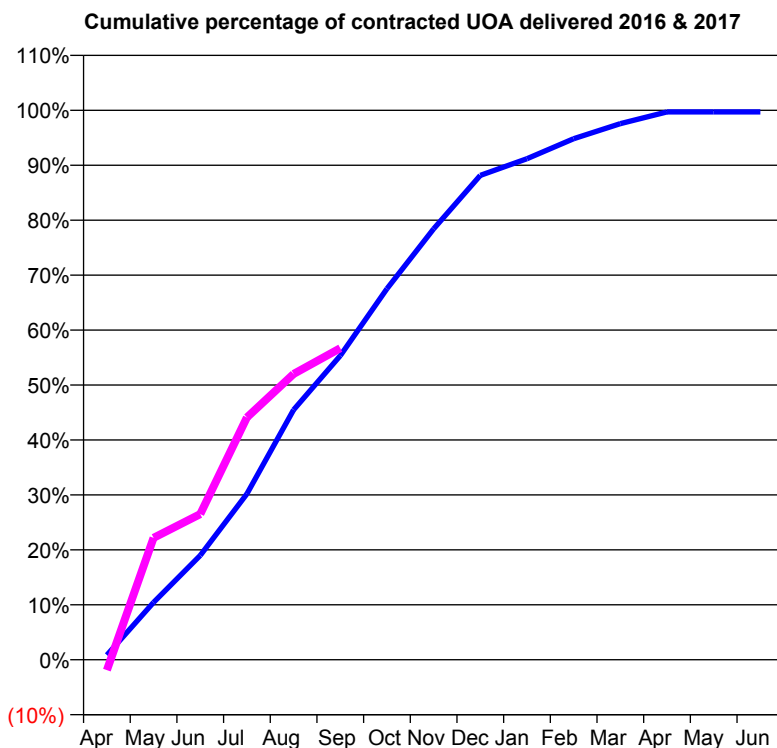
**7A3 - Vital Signs Orthodontic At a Glance Contract Report for 176710/0005 - September 2016**

Name or company name	Q Dental Care Limited
Contract type name	PDS Contract
Purpose of contract	Orthodontic
Contract start date	01/07/2011
Contract end date	31/10/2016

16/17 Contracted general activity (UDA)	0
Carry forward general activity (UDA)	0
16/17 Contracted orthodontic activity (UOA)	4,563
Carry forward orthodontic activity (UOA)	87
Baseline contract value	£297,645.66

**ACCESS**

	Contract	England and Wales
24 month ratio of assessments to patient IDs	1.01	1.10

**ACTIVITY**


Month	Adjusted Scheduled Activity (UOA)	
	2016	2017
April	68	-87
May	818	1,013
June	1,486	1,210
July	2,363	2,013
August	3,559	2,373
September	4,330	2,587
October	5,282	
November	6,134	
December	6,896	
January	7,134	
February	7,418	
March	7,632	
April	7,800	
May	7,800	
June	7,800	

**QUALITY**

	Contract Quantity	Contract Base Number	Contract *	Wales
% of all assessments that were assess and fit appliances (rolling 12 month period)	291	362	80.4%	52.3%
% of all assessments that were assess and refuse (rolling 12 month period)	24	362	6.6%	10.6%
% of all assessments that were assess and review (rolling 12 month period)	47	362	13.0%	37.2%
% of terminated courses where treatment was abandoned or discontinued (rolling 12 month period)	29	313	9.3%	8.7%
% of completed treatments indicating that PAR score was taken (year to date)	101	138	73.2%	49.8%
Rate of removable appliances per 100 fixed appliances - proposed treatment (rolling 12 month period)	10	579	1.73	5.59
Rate of removable appliances per 100 fixed appliances - completed treatment (rolling 12 month period)	27	549	4.92	4.88
% of courses of treatment with removable appliances only - proposed treatment (rolling 12 month period)	1	291	0.3%	1.5%
% of courses of treatment with removable appliances only - completed treatment (rolling 12 month period)	0	284	0.0%	0.7%
% of patients satisfied with the treatment they have received (rolling 12 month period)	7	17	41.2%	35.1%

\* Figures in italics indicate that the base number is less than 100.

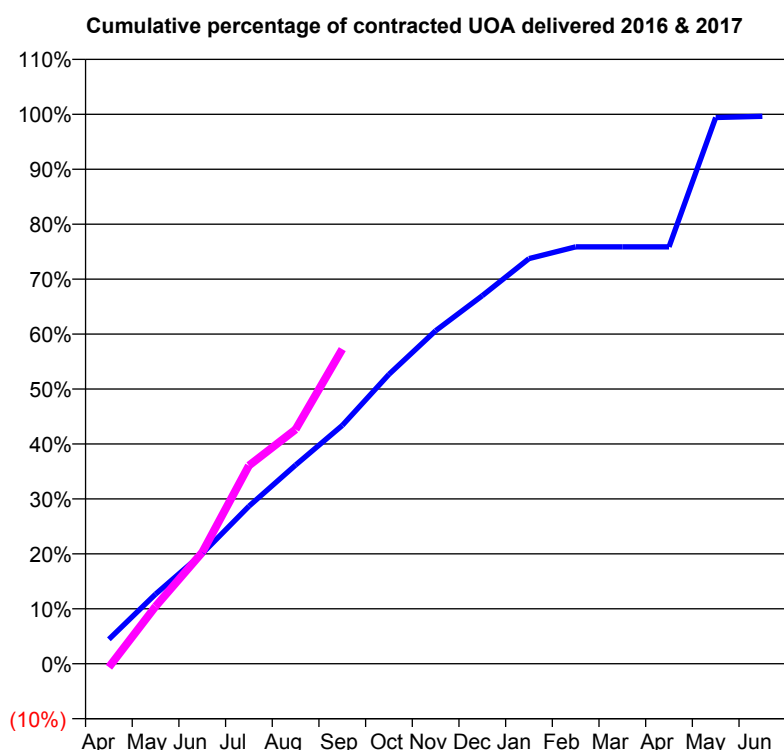
**7A3 - Vital Signs Orthodontic At a Glance Contract Report for 176710/0006 - September 2016**

Name or company name	Q Dental Care Limited
Contract type name	PDS Contract
Purpose of contract	Orthodontic
Contract start date	01/07/2011
Contract end date	31/10/2016

16/17 Contracted general activity (UDA)	0
Carry forward general activity (UDA)	0
16/17 Contracted orthodontic activity (UOA)	6,313
Carry forward orthodontic activity (UOA)	41
Baseline contract value	£413,776.98

**ACCESS**

	Contract	England and Wales
24 month ratio of assessments to patient IDs	1.06	1.10

**ACTIVITY**


Month	Adjusted Scheduled Activity (UOA)	
	2016	2017
April	481	-41
May	1,373	660
June	2,170	1,280
July	3,103	2,277
August	3,913	2,693
September	4,693	3,614
October	5,700	
November	6,558	
December	7,250	
January	7,980	
February	8,211	
March	8,211	
April	8,211	
May	10,758	
June	10,781	

**QUALITY**

	Contract Quantity	Contract Base Number	Contract *	Wales
% of all assessments that were assess and fit appliances (rolling 12 month period)	450	791	56.9%	52.3%
% of all assessments that were assess and refuse (rolling 12 month period)	24	791	3.0%	10.6%
% of all assessments that were assess and review (rolling 12 month period)	317	791	40.1%	37.2%
% of terminated courses where treatment was abandoned or discontinued (rolling 12 month period)	32	419	7.6%	8.7%
% of completed treatments indicating that PAR score was taken (year to date)	8	297	2.7%	49.8%
Rate of removable appliances per 100 fixed appliances - proposed treatment (rolling 12 month period)	113	850	13.29	5.59
Rate of removable appliances per 100 fixed appliances - completed treatment (rolling 12 month period)	45	729	6.17	4.88
% of courses of treatment with removable appliances only - proposed treatment (rolling 12 month period)	9	450	2.0%	1.5%
% of courses of treatment with removable appliances only - completed treatment (rolling 12 month period)	2	387	0.5%	0.7%
% of patients satisfied with the treatment they have received (rolling 12 month period)	12	29	41.4%	35.1%

\* Figures in italics indicate that the base number is less than 100.

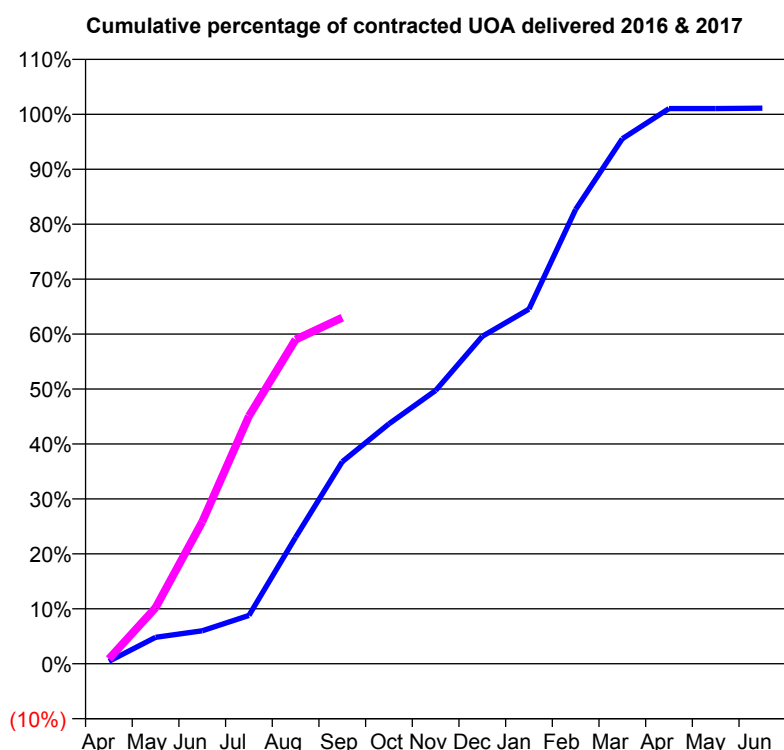
**7A3 - Vital Signs Orthodontic At a Glance Contract Report for 181382/0001 - September 2016**

Name or company name	Cwmdulais Dental Practice
Contract type name	GDS Contract
Purpose of contract	General and Orthodontic
Contract start date	01/01/2014
Contract end date	

16/17 Contracted general activity (UDA)	8,575
Carry forward general activity (UDA)	164
16/17 Contracted orthodontic activity (UOA)	1,351
Carry forward orthodontic activity (UOA)	0
Baseline contract value	£410,899.54

**ACCESS**

	Contract	England and Wales
24 month ratio of assessments to patient IDs	1.10	1.10

**ACTIVITY**


Month	Adjusted Scheduled Activity (UOA)	
	2016	2017
April	6	12
May	65	138
June	81	349
July	119	609
August	311	797
September	497	851
October	590	
November	672	
December	805	
January	872	
February	1,117	
March	1,291	
April	1,365	
May	1,365	
June	1,366	

**QUALITY**

	Contract Quantity	Contract Base Number	Contract *	Wales
% of all assessments that were assess and fit appliances (rolling 12 month period)	75	315	23.8%	52.3%
% of all assessments that were assess and refuse (rolling 12 month period)	48	315	15.2%	10.6%
% of all assessments that were assess and review (rolling 12 month period)	192	315	61.0%	37.2%
% of terminated courses where treatment was abandoned or discontinued (rolling 12 month period)	3	38	7.9%	8.7%
% of completed treatments indicating that PAR score was taken (year to date)	0	18	0.0%	49.8%
Rate of removable appliances per 100 fixed appliances - proposed treatment (rolling 12 month period)	37	141	26.24	5.59
Rate of removable appliances per 100 fixed appliances - completed treatment (rolling 12 month period)	24	63	38.10	4.88
% of courses of treatment with removable appliances only - proposed treatment (rolling 12 month period)	4	75	5.3%	1.5%
% of courses of treatment with removable appliances only - completed treatment (rolling 12 month period)	3	35	8.6%	0.7%
% of patients satisfied with the treatment they have received (rolling 12 month period)	0	4	0.0%	35.1%

\* Figures in italics indicate that the base number is less than 100.



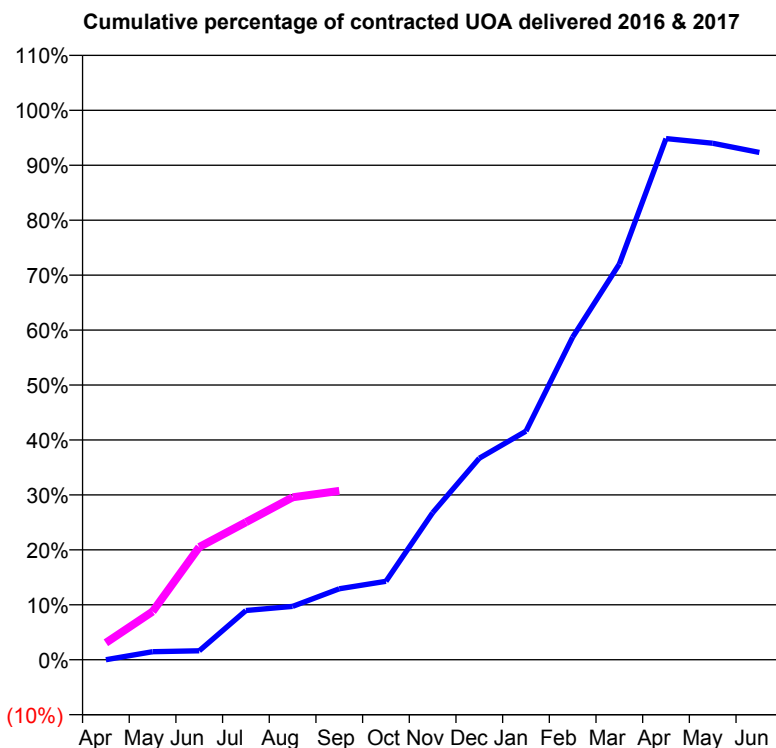
**7A3 - Vital Signs Orthodontic At a Glance Contract Report for 636126/0001 - September 2016**

Name or company name	MR J KNOX
Contract type name	PDS Contract
Purpose of contract	Orthodontic
Contract start date	01/04/2006
Contract end date	31/10/2016

16/17 Contracted general activity (UDA)	0
Carry forward general activity (UDA)	0
16/17 Contracted orthodontic activity (UOA)	1,458
Carry forward orthodontic activity (UOA)	0
Baseline contract value	£94,212.03

**ACCESS**

	Contract	England and Wales
24 month ratio of assessments to patient IDs	1.05	1.10

**ACTIVITY**


Month	Adjusted Scheduled Activity (UOA)	
	2016	2017
April	0	45
May	37	128
June	41	299
July	224	365
August	243	431
September	323	448
October	357	
November	669	
December	917	
January	1,040	
February	1,468	
March	1,800	
April	2,371	
May	2,350	
June	2,308	

**QUALITY**

	Contract Quantity	Contract Base Number	Contract *	Wales
% of all assessments that were assess and fit appliances (rolling 12 month period)	125	469	26.7%	52.3%
% of all assessments that were assess and refuse (rolling 12 month period)	151	469	32.2%	10.6%
% of all assessments that were assess and review (rolling 12 month period)	193	469	41.2%	37.2%
% of terminated courses where treatment was abandoned or discontinued (rolling 12 month period)	37	160	23.1%	8.7%
% of completed treatments indicating that PAR score was taken (year to date)	35	47	74.5%	49.8%
Rate of removable appliances per 100 fixed appliances - proposed treatment (rolling 12 month period)	4	182	2.20	5.59
Rate of removable appliances per 100 fixed appliances - completed treatment (rolling 12 month period)	0	0	N/A	4.88
% of courses of treatment with removable appliances only - proposed treatment (rolling 12 month period)	0	125	0.0%	1.5%
% of courses of treatment with removable appliances only - completed treatment (rolling 12 month period)	0	123	0.0%	0.7%
% of patients satisfied with the treatment they have received (rolling 12 month period)	4	14	28.6%	35.1%

\* Figures in italics indicate that the base number is less than 100.

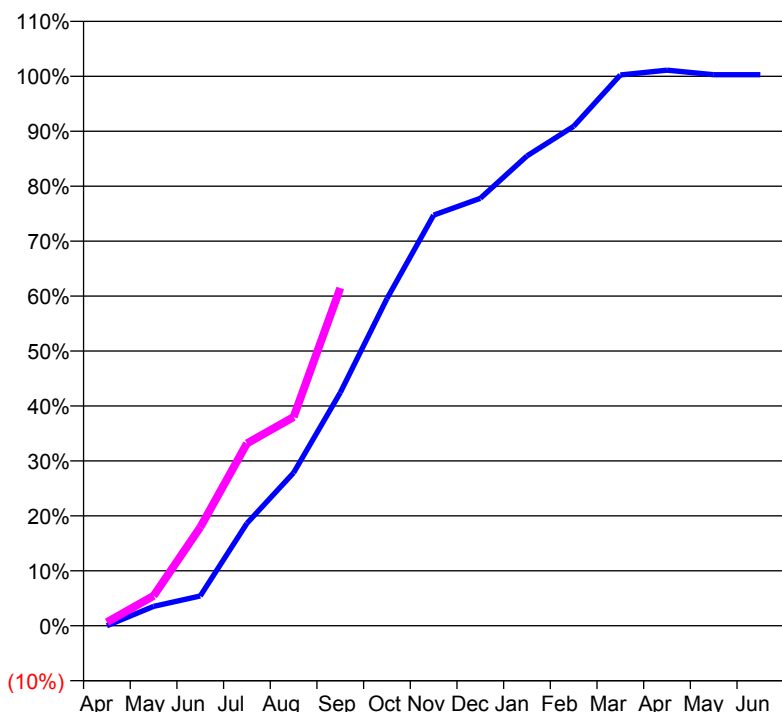
**7A3 - Vital Signs Orthodontic At a Glance Contract Report for 658472/0001 - September 2016**

Name or company name	MR RR WESTERHOLM
Contract type name	PDS Contract
Purpose of contract	Orthodontic
Contract start date	01/04/2006
Contract end date	31/10/2016

16/17 Contracted general activity (UDA)	0
Carry forward general activity (UDA)	0
16/17 Contracted orthodontic activity (UOA)	2,917
Carry forward orthodontic activity (UOA)	0
Baseline contract value	£187,734.21

**ACCESS**

	Contract	England and Wales
24 month ratio of assessments to patient IDs	1.09	1.10

**ACTIVITY**
**Cumulative percentage of contracted UOA delivered 2016 & 2017**

**Adjusted Scheduled Activity (UOA)**

Month	2016	2017
April	0	19
May	177	159
June	271	523
July	932	968
August	1,392	1,108
September	2,122	1,793
October	2,977	
November	3,737	
December	3,889	
January	4,275	
February	4,545	
March	5,012	
April	5,056	
May	5,014	
June	5,014	

**QUALITY**

	Contract Quantity	Contract Base Number	Contract *	Wales
% of all assessments that were assess and fit appliances (rolling 12 month period)	221	513	43.1%	52.3%
% of all assessments that were assess and refuse (rolling 12 month period)	79	513	15.4%	10.6%
% of all assessments that were assess and review (rolling 12 month period)	213	513	41.5%	37.2%
% of terminated courses where treatment was abandoned or discontinued (rolling 12 month period)	21	157	13.4%	8.7%
% of completed treatments indicating that PAR score was taken (year to date)	30	62	48.4%	49.8%
Rate of removable appliances per 100 fixed appliances - proposed treatment (rolling 12 month period)	0	371	0.00	5.59
Rate of removable appliances per 100 fixed appliances - completed treatment (rolling 12 month period)	0	2	0.00	4.88
% of courses of treatment with removable appliances only - proposed treatment (rolling 12 month period)	0	221	0.0%	1.5%
% of courses of treatment with removable appliances only - completed treatment (rolling 12 month period)	0	136	0.0%	0.7%
% of patients satisfied with the treatment they have received (rolling 12 month period)	4	10	40.0%	35.1%

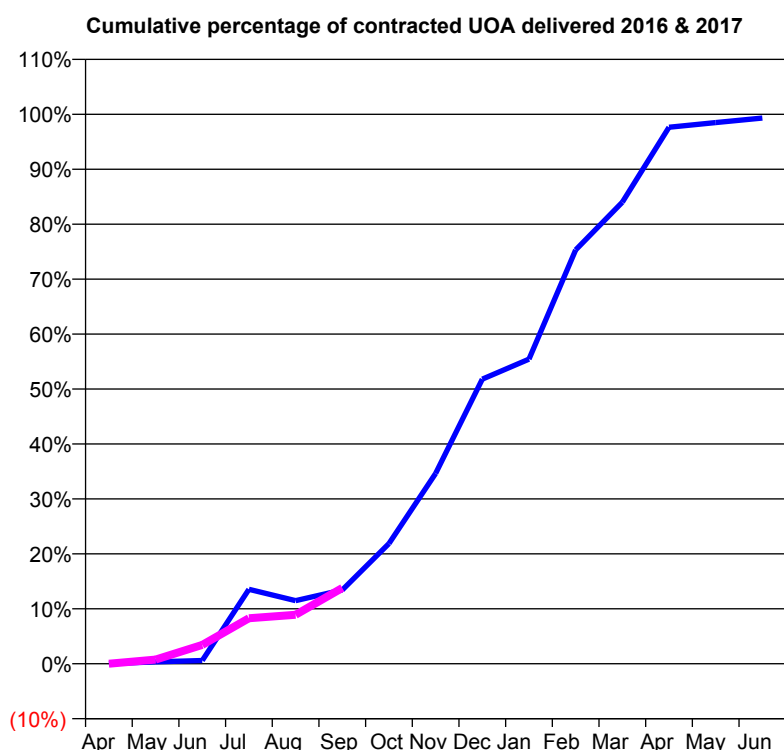
\* Figures in italics indicate that the base number is less than 100.

**7A3 - Vital Signs Orthodontic At a Glance Contract Report for 846473/0001 - September 2016**

Name or company name	MISS CE ECKHARDT
Contract type name	PDS Contract
Purpose of contract	Orthodontic
Contract start date	01/04/2006
Contract end date	31/10/2016

16/17 Contracted general activity (UDA)	0
Carry forward general activity (UDA)	0
16/17 Contracted orthodontic activity (UOA)	1,458
Carry forward orthodontic activity (UOA)	0
Baseline contract value	£94,212.03

ACCESS	Contract	England and Wales
24 month ratio of assessments to patient IDs	1.03	1.10

**ACTIVITY**


Month	Adjusted Scheduled Activity (UOA)	
	2016	2017
April	0	0
May	9	11
June	15	50
July	339	121
August	287	130
September	336	201
October	547	
November	866	
December	1,295	
January	1,386	
February	1,883	
March	2,100	
April	2,441	
May	2,462	
June	2,483	

QUALITY	Contract Quantity	Contract Base Number	Contract *	Wales
% of all assessments that were assess and fit appliances (rolling 12 month period)	124	264	47.0%	52.3%
% of all assessments that were assess and refuse (rolling 12 month period)	41	264	15.5%	10.6%
% of all assessments that were assess and review (rolling 12 month period)	99	264	37.5%	37.2%
% of terminated courses where treatment was abandoned or discontinued (rolling 12 month period)	5	110	4.5%	8.7%
% of completed treatments indicating that PAR score was taken (year to date)	35	55	63.6%	49.8%
Rate of removable appliances per 100 fixed appliances - proposed treatment (rolling 12 month period)	0	142	0.00	5.59
Rate of removable appliances per 100 fixed appliances - completed treatment (rolling 12 month period)	0	0	N/A	4.88
% of courses of treatment with removable appliances only - proposed treatment (rolling 12 month period)	0	124	0.0%	1.5%
% of courses of treatment with removable appliances only - completed treatment (rolling 12 month period)	0	105	0.0%	0.7%
% of patients satisfied with the treatment they have received (rolling 12 month period)	1	4	25.0%	35.1%

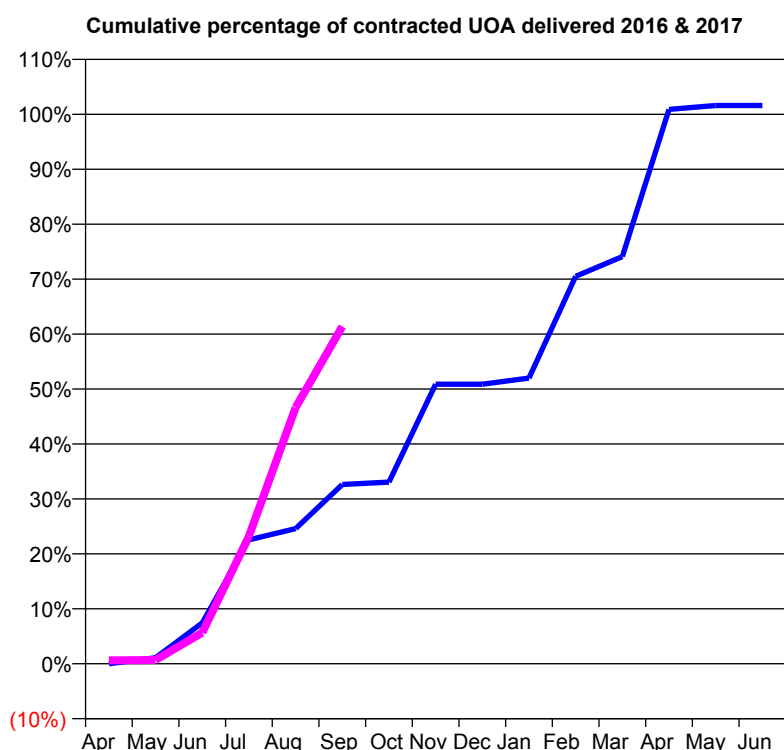
\* Figures in italics indicate that the base number is less than 100.

**7A3 - Vital Signs Orthodontic At a Glance Contract Report for 933430/0001 - September 2016**

Name or company name	MRS AJ EGGAR
Contract type name	PDS Contract
Purpose of contract	Orthodontic
Contract start date	01/04/2006
Contract end date	31/10/2016

16/17 Contracted general activity (UDA)	0
Carry forward general activity (UDA)	0
16/17 Contracted orthodontic activity (UOA)	1,750
Carry forward orthodontic activity (UOA)	0
Baseline contract value	£111,285.92

ACCESS	Contract	England and Wales
24 month ratio of assessments to patient IDs	1.06	1.10

**ACTIVITY**


Month	Adjusted Scheduled Activity (UOA)	
	2016	2017
April	0	11
May	33	12
June	223	99
July	677	406
August	738	816
September	979	1,074
October	992	
November	1,526	
December	1,526	
January	1,560	
February	2,115	
March	2,223	
April	3,027	
May	3,048	
June	3,048	

QUALITY	Contract Quantity	Contract Base Number	Contract *	Wales
% of all assessments that were assess and fit appliances (rolling 12 month period)	159	338	47.0%	52.3%
% of all assessments that were assess and refuse (rolling 12 month period)	54	338	16.0%	10.6%
% of all assessments that were assess and review (rolling 12 month period)	125	338	37.0%	37.2%
% of terminated courses where treatment was abandoned or discontinued (rolling 12 month period)	16	128	12.5%	8.7%
% of completed treatments indicating that PAR score was taken (year to date)	25	53	47.2%	49.8%
Rate of removable appliances per 100 fixed appliances - proposed treatment (rolling 12 month period)	1	147	0.68	5.59
Rate of removable appliances per 100 fixed appliances - completed treatment (rolling 12 month period)	0	0	N/A	4.88
% of courses of treatment with removable appliances only - proposed treatment (rolling 12 month period)	0	159	0.0%	1.5%
% of courses of treatment with removable appliances only - completed treatment (rolling 12 month period)	0	112	0.0%	0.7%
% of patients satisfied with the treatment they have received (rolling 12 month period)	2	9	22.2%	35.1%

\* Figures in italics indicate that the base number is less than 100.

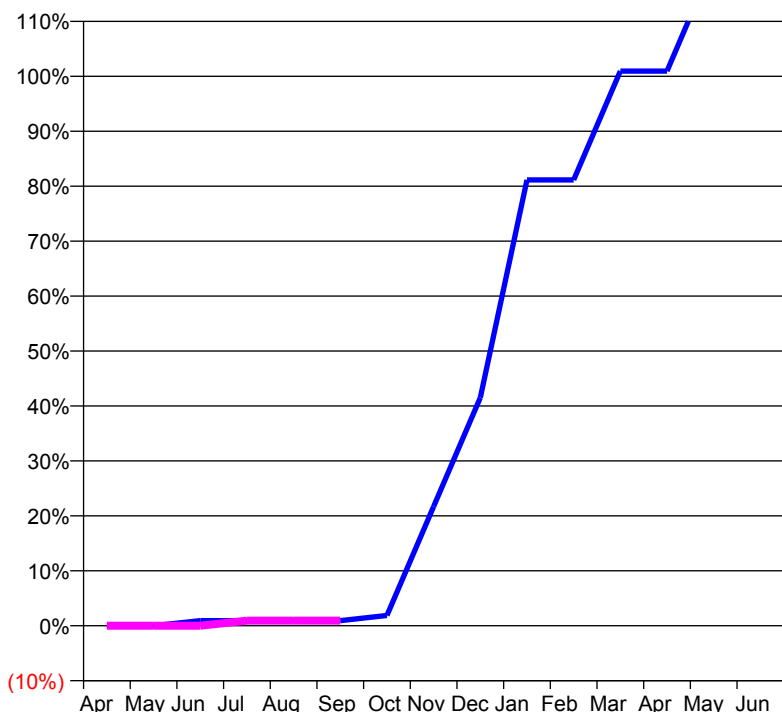
**7A4 - Vital Signs Orthodontic At a Glance Contract Report for 127981/0001 - September 2016**

Name or company name	Blakeridge Limited
Contract type name	GDS Contract
Purpose of contract	General and Orthodontic
Contract start date	01/09/2012
Contract end date	

16/17 Contracted general activity (UDA)	7,839
Carry forward general activity (UDA)	0
16/17 Contracted orthodontic activity (UOA)	106
Carry forward orthodontic activity (UOA)	0
Baseline contract value	£157,823.37

**ACCESS**

	Contract	England and Wales
24 month ratio of assessments to patient IDs	1.07	1.10

**ACTIVITY**
**Cumulative percentage of contracted UOA delivered 2016 & 2017**

**Adjusted Scheduled Activity (UOA)**

Month	2016	2017
April	0	0
May	0	0
June	1	0
July	1	1
August	1	1
September	1	1
October	2	
November	23	
December	44	
January	86	
February	86	
March	107	
April	107	
May	128	
June	128	

**QUALITY**

	Contract Quantity	Contract Base Number	Contract *	Wales
% of all assessments that were assess and fit appliances (rolling 12 month period)	6	8	75.0%	52.3%
% of all assessments that were assess and refuse (rolling 12 month period)	0	8	0.0%	10.6%
% of all assessments that were assess and review (rolling 12 month period)	2	8	25.0%	37.2%
% of terminated courses where treatment was abandoned or discontinued (rolling 12 month period)	0	0	N/A	8.7%
% of completed treatments indicating that PAR score was taken (year to date)	0	0	N/A	49.8%
Rate of removable appliances per 100 fixed appliances - proposed treatment (rolling 12 month period)	2	11	18.18	5.59
Rate of removable appliances per 100 fixed appliances - completed treatment (rolling 12 month period)	0	0	N/A	4.88
% of courses of treatment with removable appliances only - proposed treatment (rolling 12 month period)	0	6	0.0%	1.5%
% of courses of treatment with removable appliances only - completed treatment (rolling 12 month period)	0	0	N/A	0.7%
% of patients satisfied with the treatment they have received (rolling 12 month period)	0	0	N/A	35.1%

\* Figures in italics indicate that the base number is less than 100.

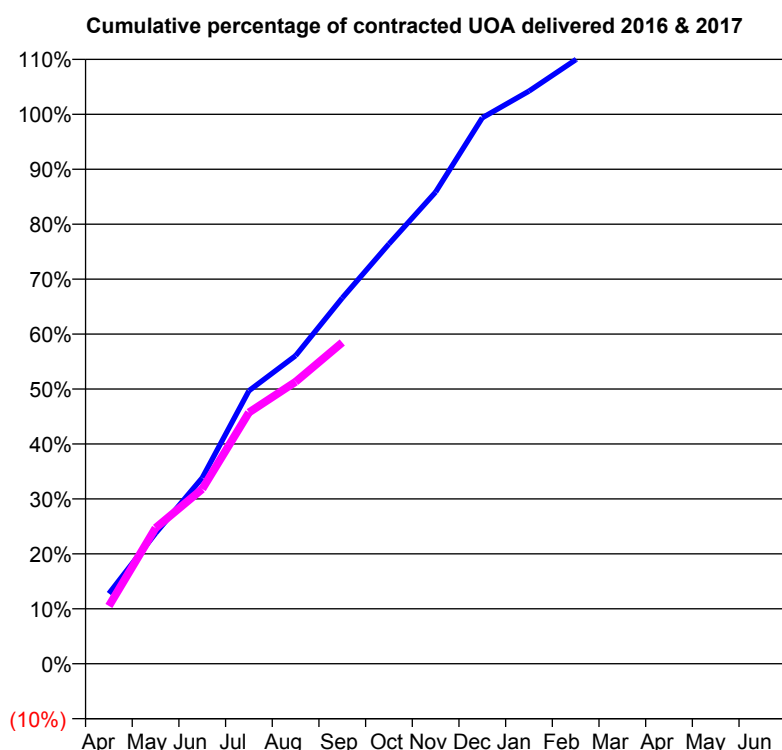
**7A4 - Vital Signs Orthodontic At a Glance Contract Report for 129100/0001 - September 2016**

Name or company name	Sandusky Remills Ltd
Contract type name	PDS Contract
Purpose of contract	Orthodontic
Contract start date	01/09/2012
Contract end date	31/03/2017

16/17 Contracted general activity (UDA)	0
Carry forward general activity (UDA)	0
16/17 Contracted orthodontic activity (UOA)	9,194
Carry forward orthodontic activity (UOA)	0
Baseline contract value	£612,036.98

**ACCESS**

	Contract	England and Wales
24 month ratio of assessments to patient IDs	1.01	1.10

**ACTIVITY**


Month	Adjusted Scheduled Activity (UOA)	
	2016	2017
April	1,175	968
May	2,183	2,273
June	3,111	2,923
July	4,568	4,205
August	5,156	4,718
September	6,122	5,376
October	7,025	
November	7,892	
December	9,135	
January	9,582	
February	10,107	
March	10,658	
April	10,861	
May	10,861	
June	10,861	

**QUALITY**

	Contract Quantity	Contract Base Number	Contract *	Wales
% of all assessments that were assess and fit appliances (rolling 12 month period)	476	727	65.5%	52.3%
% of all assessments that were assess and refuse (rolling 12 month period)	155	727	21.3%	10.6%
% of all assessments that were assess and review (rolling 12 month period)	96	727	13.2%	37.2%
% of terminated courses where treatment was abandoned or discontinued (rolling 12 month period)	14	471	3.0%	8.7%
% of completed treatments indicating that PAR score was taken (year to date)	0	152	0.0%	49.8%
Rate of removable appliances per 100 fixed appliances - proposed treatment (rolling 12 month period)	109	922	11.82	5.59
Rate of removable appliances per 100 fixed appliances - completed treatment (rolling 12 month period)	12	3	<i>400.00</i>	4.88
% of courses of treatment with removable appliances only - proposed treatment (rolling 12 month period)	13	476	2.7%	1.5%
% of courses of treatment with removable appliances only - completed treatment (rolling 12 month period)	12	457	2.6%	0.7%
% of patients satisfied with the treatment they have received (rolling 12 month period)	9	31	29.0%	35.1%

\* Figures in italics indicate that the base number is less than 100.

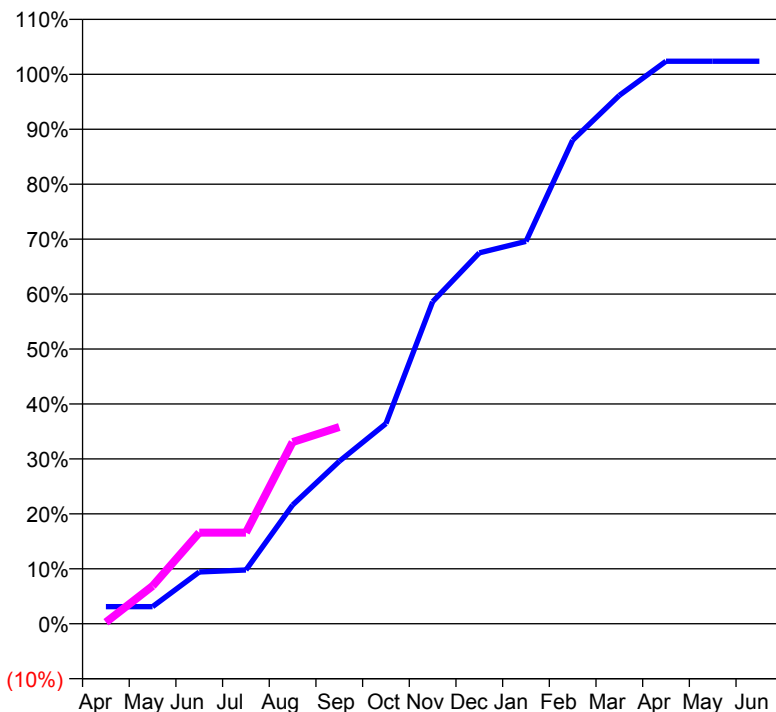
**7A4 - Vital Signs Orthodontic At a Glance Contract Report for 140589/0002 - September 2016**

Name or company name	Cowbridge Dental Care Limited
Contract type name	PDS Contract
Purpose of contract	Orthodontic
Contract start date	01/09/2011
Contract end date	31/03/2017

16/17 Contracted general activity (UDA)	0
Carry forward general activity (UDA)	0
16/17 Contracted orthodontic activity (UOA)	1,092
Carry forward orthodontic activity (UOA)	0
Baseline contract value	£69,304.82

**ACCESS**

	Contract	England and Wales
24 month ratio of assessments to patient IDs	1.04	1.10

**ACTIVITY**
**Cumulative percentage of contracted UOA delivered 2016 & 2017**

**Adjusted Scheduled Activity (UOA)**

Month	2016	2017
April	34	3
May	34	75
June	103	181
July	107	181
August	236	361
September	323	391
October	398	
November	640	
December	737	
January	760	
February	961	
March	1,050	
April	1,118	
May	1,118	
June	1,118	

**QUALITY**

	Contract Quantity	Contract Base Number	Contract *	Wales
% of all assessments that were assess and fit appliances (rolling 12 month period)	58	130	44.6%	52.3%
% of all assessments that were assess and refuse (rolling 12 month period)	34	130	26.2%	10.6%
% of all assessments that were assess and review (rolling 12 month period)	38	130	29.2%	37.2%
% of terminated courses where treatment was abandoned or discontinued (rolling 12 month period)	4	37	10.8%	8.7%
% of completed treatments indicating that PAR score was taken (year to date)	15	18	83.3%	49.8%
Rate of removable appliances per 100 fixed appliances - proposed treatment (rolling 12 month period)	16	104	15.38	5.59
Rate of removable appliances per 100 fixed appliances - completed treatment (rolling 12 month period)	3	63	4.76	4.88
% of courses of treatment with removable appliances only - proposed treatment (rolling 12 month period)	3	58	5.2%	1.5%
% of courses of treatment with removable appliances only - completed treatment (rolling 12 month period)	1	33	3.0%	0.7%
% of patients satisfied with the treatment they have received (rolling 12 month period)	2	6	33.3%	35.1%

\* Figures in italics indicate that the base number is less than 100.

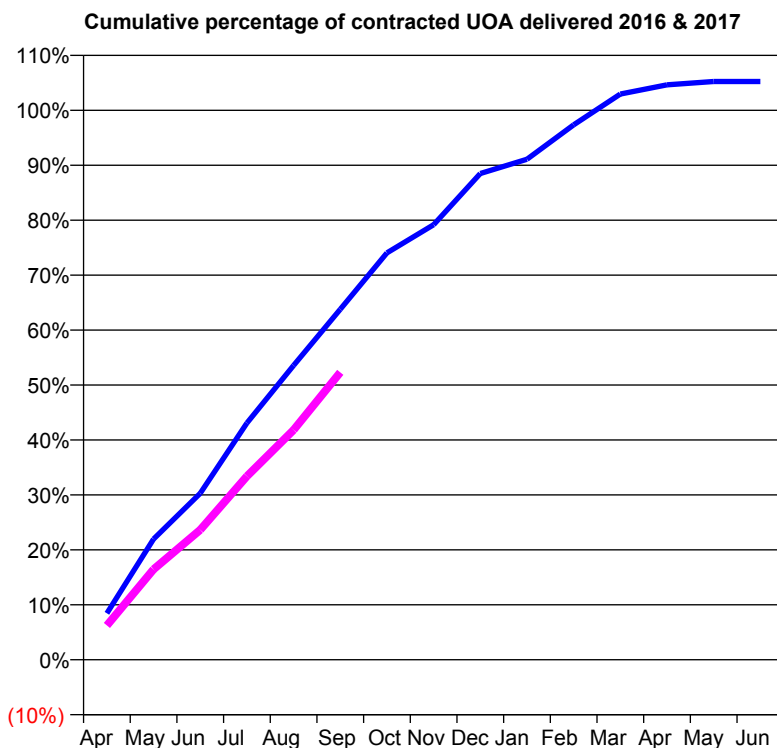
**7A4 - Vital Signs Orthodontic At a Glance Contract Report for 166332/0001 - September 2016**

Name or company name	Cathedral Orthodontics Ltd
Contract type name	PDS Contract
Purpose of contract	Orthodontic
Contract start date	01/11/2010
Contract end date	31/03/2017

16/17 Contracted general activity (UDA)	0
Carry forward general activity (UDA)	0
16/17 Contracted orthodontic activity (UOA)	21,553
Carry forward orthodontic activity (UOA)	0
Baseline contract value	£1,433,909.13

**ACCESS**

	Contract	England and Wales
24 month ratio of assessments to patient IDs	1.14	1.10

**ACTIVITY**


Month	Adjusted Scheduled Activity (UOA)	
	2016	2017
April	1,822	1,346
May	4,735	3,547
June	6,529	5,099
July	9,285	7,197
August	11,547	9,013
September	13,746	11,274
October	15,958	
November	17,064	
December	19,072	
January	19,630	
February	20,981	
March	22,190	
April	22,550	
May	22,681	
June	22,681	

**QUALITY**

	Contract Quantity	Contract Base Number	Contract *	Wales
% of all assessments that were assess and fit appliances (rolling 12 month period)	986	1,660	59.4%	52.3%
% of all assessments that were assess and refuse (rolling 12 month period)	202	1,660	12.2%	10.6%
% of all assessments that were assess and review (rolling 12 month period)	472	1,660	28.4%	37.2%
% of terminated courses where treatment was abandoned or discontinued (rolling 12 month period)	112	887	12.6%	8.7%
% of completed treatments indicating that PAR score was taken (year to date)	260	379	68.6%	49.8%
Rate of removable appliances per 100 fixed appliances - proposed treatment (rolling 12 month period)	108	1,647	6.56	5.59
Rate of removable appliances per 100 fixed appliances - completed treatment (rolling 12 month period)	64	1,472	4.35	4.88
% of courses of treatment with removable appliances only - proposed treatment (rolling 12 month period)	40	986	4.1%	1.5%
% of courses of treatment with removable appliances only - completed treatment (rolling 12 month period)	4	775	0.5%	0.7%
% of patients satisfied with the treatment they have received (rolling 12 month period)	18	58	31.0%	35.1%

\* Figures in italics indicate that the base number is less than 100.



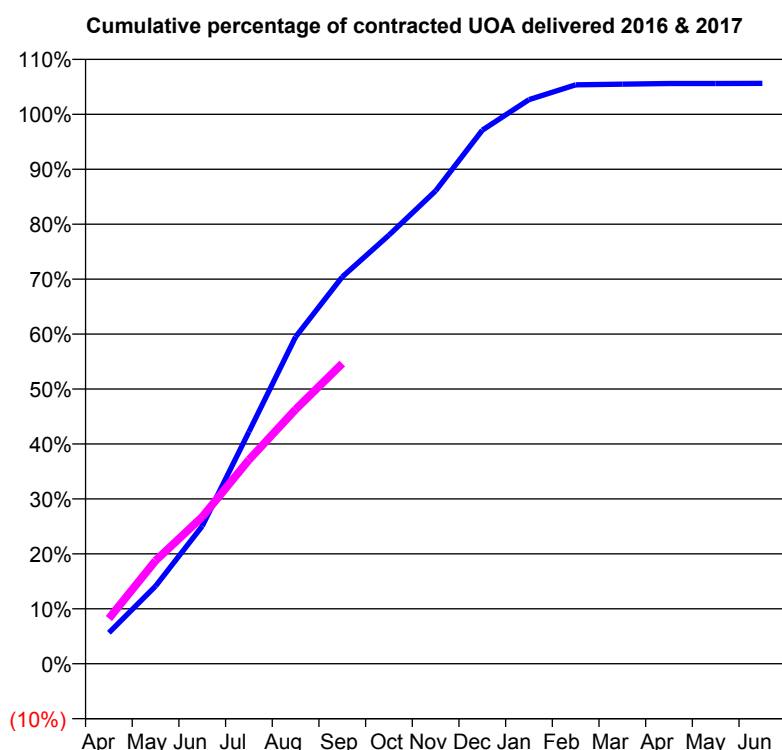
**7A4 - Vital Signs Orthodontic At a Glance Contract Report for 176710/0004 - September 2016**

Name or company name	Q Dental Care Limited
Contract type name	PDS Contract
Purpose of contract	Orthodontic
Contract start date	01/04/2011
Contract end date	31/03/2017

16/17 Contracted general activity (UDA)	0
Carry forward general activity (UDA)	0
16/17 Contracted orthodontic activity (UOA)	18,178
Carry forward orthodontic activity (UOA)	0
Baseline contract value	£1,211,595.37

**ACCESS**

	Contract	England and Wales
24 month ratio of assessments to patient IDs	1.04	1.10

**ACTIVITY**


Month	Adjusted Scheduled Activity (UOA)	
	2016	2017
April	1,024	1,499
May	2,571	3,410
June	4,553	4,858
July	7,672	6,746
August	10,812	8,413
September	12,799	9,933
October	14,182	
November	15,643	
December	17,652	
January	18,660	
February	19,151	
March	19,172	
April	19,197	
May	19,197	
June	19,198	

**QUALITY**

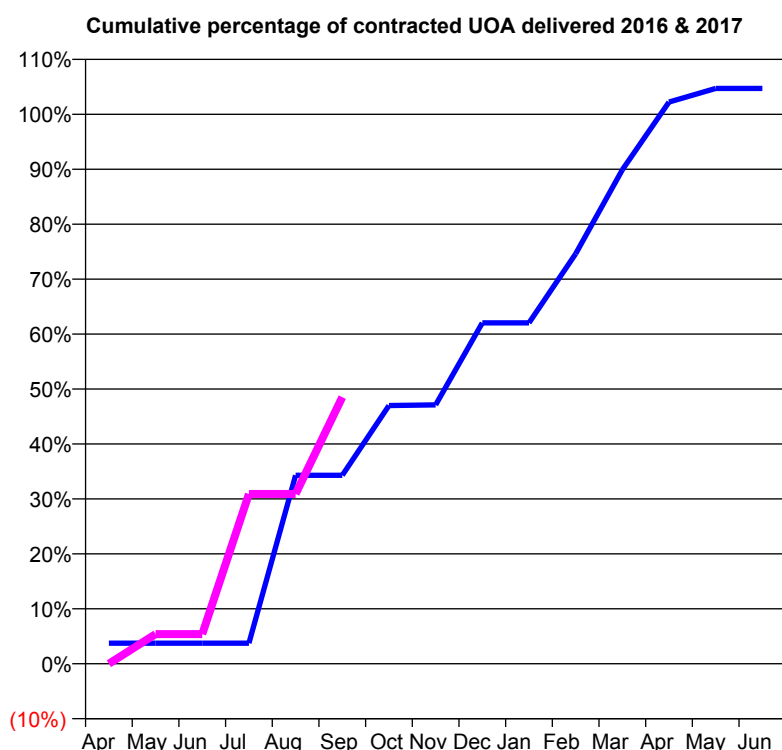
	Contract Quantity	Contract Base Number	Contract *	Wales
% of all assessments that were assess and fit appliances (rolling 12 month period)	767	1,227	62.5%	52.3%
% of all assessments that were assess and refuse (rolling 12 month period)	101	1,227	8.2%	10.6%
% of all assessments that were assess and review (rolling 12 month period)	359	1,227	29.3%	37.2%
% of terminated courses where treatment was abandoned or discontinued (rolling 12 month period)	25	770	3.2%	8.7%
% of completed treatments indicating that PAR score was taken (year to date)	214	393	54.5%	49.8%
Rate of removable appliances per 100 fixed appliances - proposed treatment (rolling 12 month period)	28	1,468	1.91	5.59
Rate of removable appliances per 100 fixed appliances - completed treatment (rolling 12 month period)	16	1,441	1.11	4.88
% of courses of treatment with removable appliances only - proposed treatment (rolling 12 month period)	22	767	2.9%	1.5%
% of courses of treatment with removable appliances only - completed treatment (rolling 12 month period)	11	745	1.5%	0.7%
% of patients satisfied with the treatment they have received (rolling 12 month period)	24	40	60.0%	35.1%

\* Figures in italics indicate that the base number is less than 100.

**7A4 - Vital Signs Orthodontic At a Glance Contract Report for 190195/0017 - September 2016**

Name or company name	Xeon Smiles UK Ltd	16/17 Contracted general activity (UDA)	31,000
Contract type name	GDS Contract	Carry forward general activity (UDA)	0
Purpose of contract	General and Orthodontic	16/17 Contracted orthodontic activity (UOA)	851
Contract start date	01/04/2012	Carry forward orthodontic activity (UOA)	0
Contract end date		Baseline contract value	£796,488.53

ACCESS	Contract	England and Wales
24 month ratio of assessments to patient IDs	1.20	1.10

**ACTIVITY**


Month	Adjusted Scheduled Activity (UOA)	
	2016	2017
April	32	0
May	32	46
June	32	46
July	32	263
August	292	263
September	292	413
October	400	
November	401	
December	528	
January	528	
February	635	
March	765	
April	870	
May	891	
June	891	

QUALITY	Contract Quantity	Contract Base Number	Contract *	Wales
% of all assessments that were assess and fit appliances (rolling 12 month period)	48	70	68.6%	52.3%
% of all assessments that were assess and refuse (rolling 12 month period)	7	70	10.0%	10.6%
% of all assessments that were assess and review (rolling 12 month period)	15	70	21.4%	37.2%
% of terminated courses where treatment was abandoned or discontinued (rolling 12 month period)	1	22	4.5%	8.7%
% of completed treatments indicating that PAR score was taken (year to date)	10	10	100.0%	49.8%
Rate of removable appliances per 100 fixed appliances - proposed treatment (rolling 12 month period)	0	94	0.00	5.59
Rate of removable appliances per 100 fixed appliances - completed treatment (rolling 12 month period)	0	0	N/A	4.88
% of courses of treatment with removable appliances only - proposed treatment (rolling 12 month period)	0	48	0.0%	1.5%
% of courses of treatment with removable appliances only - completed treatment (rolling 12 month period)	0	21	0.0%	0.7%
% of patients satisfied with the treatment they have received (rolling 12 month period)	0	4	0.0%	35.1%

\* Figures in italics indicate that the base number is less than 100.

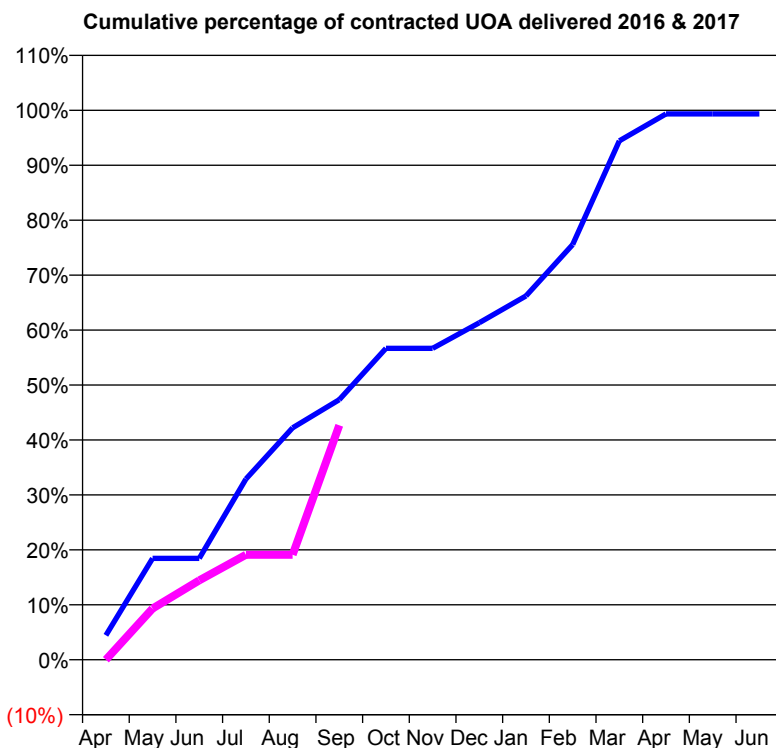
**7A4 - Vital Signs Orthodontic At a Glance Contract Report for 190225/0001 - September 2016**

Name or company name	Bay House Dental Practice Ltd
Contract type name	GDS Contract
Purpose of contract	General and Orthodontic
Contract start date	01/04/2011
Contract end date	

16/17 Contracted general activity (UDA)	2,544
Carry forward general activity (UDA)	0
16/17 Contracted orthodontic activity (UOA)	450
Carry forward orthodontic activity (UOA)	0
Baseline contract value	£102,347.60

**ACCESS**

	Contract	England and Wales
24 month ratio of assessments to patient IDs	1.02	1.10

**ACTIVITY**


Month	Adjusted Scheduled Activity (UOA)	
	2016	2017
April	20	0
May	83	42
June	83	65
July	148	86
August	190	86
September	213	192
October	255	
November	255	
December	276	
January	298	
February	340	
March	425	
April	447	
May	447	
June	447	

**QUALITY**

	Contract Quantity	Contract Base Number	Contract *	Wales
% of all assessments that were assess and fit appliances (rolling 12 month period)	20	26	76.9%	52.3%
% of all assessments that were assess and refuse (rolling 12 month period)	2	26	7.7%	10.6%
% of all assessments that were assess and review (rolling 12 month period)	4	26	15.4%	37.2%
% of terminated courses where treatment was abandoned or discontinued (rolling 12 month period)	0	6	0.0%	8.7%
% of completed treatments indicating that PAR score was taken (year to date)	1	2	50.0%	49.8%
Rate of removable appliances per 100 fixed appliances - proposed treatment (rolling 12 month period)	0	36	0.00	5.59
Rate of removable appliances per 100 fixed appliances - completed treatment (rolling 12 month period)	1	12	8.33	4.88
% of courses of treatment with removable appliances only - proposed treatment (rolling 12 month period)	0	20	0.0%	1.5%
% of courses of treatment with removable appliances only - completed treatment (rolling 12 month period)	0	6	0.0%	0.7%
% of patients satisfied with the treatment they have received (rolling 12 month period)	1	3	33.3%	35.1%

\* Figures in italics indicate that the base number is less than 100.

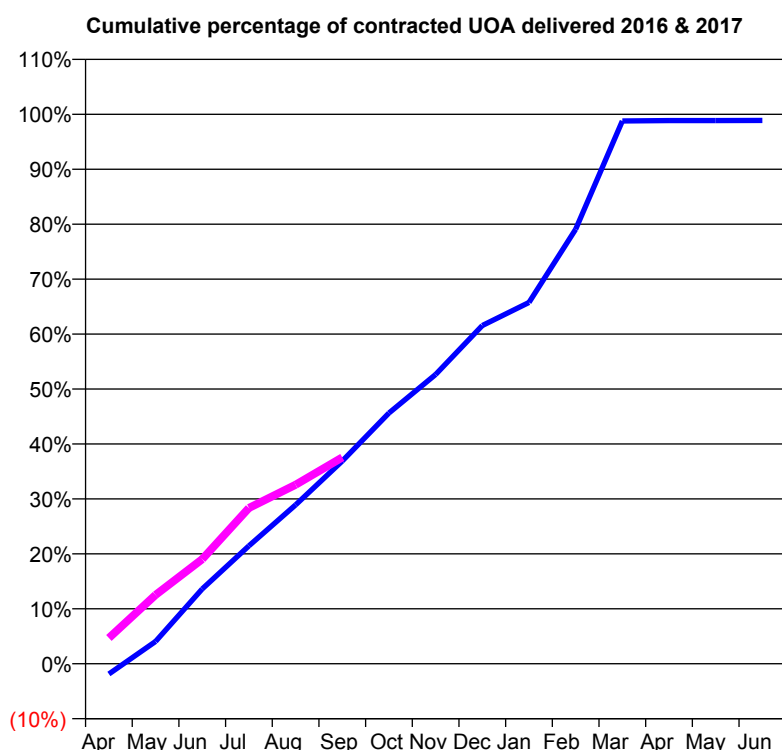
**7A4 - Vital Signs Orthodontic At a Glance Contract Report for 190500/0001 - September 2016**

Name or company name	Ffynnon Aur Limited
Contract type name	PDS Contract
Purpose of contract	Orthodontic
Contract start date	01/09/2012
Contract end date	31/03/2017

16/17 Contracted general activity (UDA)	0
Carry forward general activity (UDA)	0
16/17 Contracted orthodontic activity (UOA)	8,249
Carry forward orthodontic activity (UOA)	0
Baseline contract value	£549,069.64

**ACCESS**

	Contract	England and Wales
24 month ratio of assessments to patient IDs	1.04	1.10

**ACTIVITY**


Month	Adjusted Scheduled Activity (UOA)	
	2016	2017
April	-156	388
May	335	1,033
June	1,123	1,570
July	1,771	2,339
August	2,386	2,687
September	3,043	3,098
October	3,765	
November	4,343	
December	5,078	
January	5,423	
February	6,523	
March	8,148	
April	8,155	
May	8,155	
June	8,156	

**QUALITY**

	Contract Quantity	Contract Base Number	Contract *	Wales
% of all assessments that were assess and fit appliances (rolling 12 month period)	384	565	68.0%	52.3%
% of all assessments that were assess and refuse (rolling 12 month period)	45	565	8.0%	10.6%
% of all assessments that were assess and review (rolling 12 month period)	136	565	24.1%	37.2%
% of terminated courses where treatment was abandoned or discontinued (rolling 12 month period)	8	273	2.9%	8.7%
% of completed treatments indicating that PAR score was taken (year to date)	27	106	25.5%	49.8%
Rate of removable appliances per 100 fixed appliances - proposed treatment (rolling 12 month period)	172	761	22.60	5.59
Rate of removable appliances per 100 fixed appliances - completed treatment (rolling 12 month period)	0	9	0.00	4.88
% of courses of treatment with removable appliances only - proposed treatment (rolling 12 month period)	1	384	0.3%	1.5%
% of courses of treatment with removable appliances only - completed treatment (rolling 12 month period)	0	265	0.0%	0.7%
% of patients satisfied with the treatment they have received (rolling 12 month period)	11	32	34.4%	35.1%

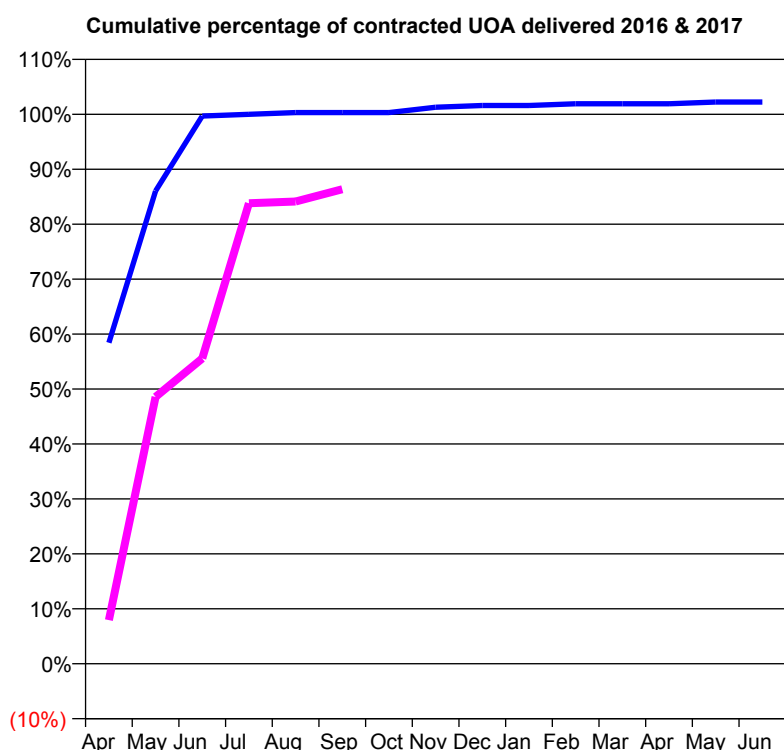
\* Figures in italics indicate that the base number is less than 100.

**7A4 - Vital Signs Orthodontic At a Glance Contract Report for 840580/0001 - September 2016**

Name or company name	MR OB JOYNSON
Contract type name	GDS Contract
Purpose of contract	General and Orthodontic
Contract start date	01/04/2006
Contract end date	

16/17 Contracted general activity (UDA)	28,724
Carry forward general activity (UDA)	0
16/17 Contracted orthodontic activity (UOA)	315
Carry forward orthodontic activity (UOA)	0
Baseline contract value	£648,265.03

ACCESS	Contract	England and Wales
24 month ratio of assessments to patient IDs	1.08	1.10

**ACTIVITY**


Month	Adjusted Scheduled Activity (UOA)	
	2016	2017
April	184	25
May	271	153
June	314	175
July	315	264
August	316	265
September	316	272
October	316	
November	319	
December	320	
January	320	
February	321	
March	321	
April	321	
May	322	
June	322	

QUALITY	Contract Quantity	Contract Base Number	Contract *	Wales
% of all assessments that were assess and fit appliances (rolling 12 month period)	14	32	43.8%	52.3%
% of all assessments that were assess and refuse (rolling 12 month period)	5	32	15.6%	10.6%
% of all assessments that were assess and review (rolling 12 month period)	13	32	40.6%	37.2%
% of terminated courses where treatment was abandoned or discontinued (rolling 12 month period)	2	15	13.3%	8.7%
% of completed treatments indicating that PAR score was taken (year to date)	4	5	80.0%	49.8%
Rate of removable appliances per 100 fixed appliances - proposed treatment (rolling 12 month period)	0	0	N/A	5.59
Rate of removable appliances per 100 fixed appliances - completed treatment (rolling 12 month period)	11	26	42.31	4.88
% of courses of treatment with removable appliances only - proposed treatment (rolling 12 month period)	0	14	0.0%	1.5%
% of courses of treatment with removable appliances only - completed treatment (rolling 12 month period)	0	13	0.0%	0.7%
% of patients satisfied with the treatment they have received (rolling 12 month period)	1	1	100.0%	35.1%

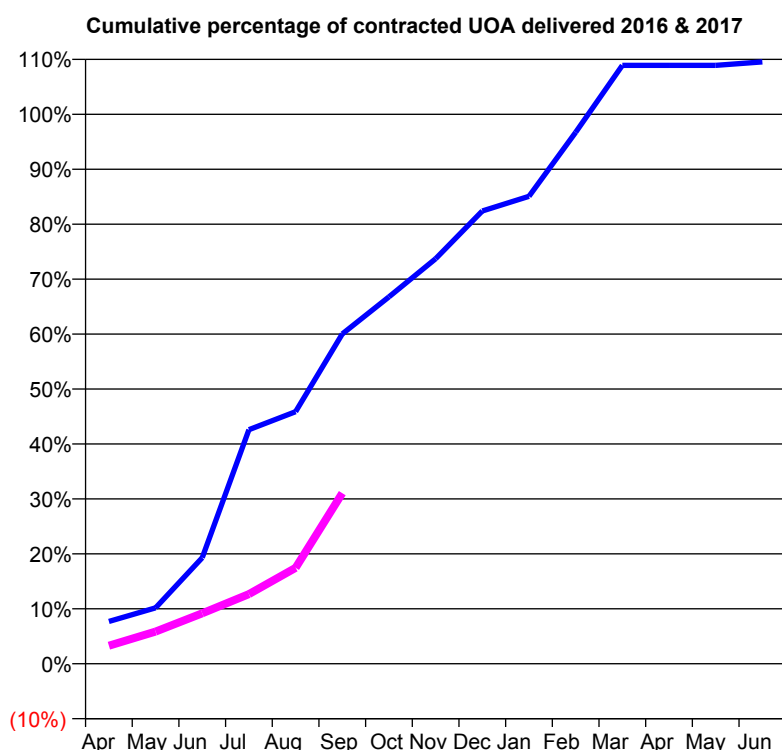
\* Figures in italics indicate that the base number is less than 100.

**7A4 - Vital Signs Orthodontic At a Glance Contract Report for 927791/0001 - September 2016**

Name or company name	MRS JL ROY
Contract type name	PDS Contract
Purpose of contract	Orthodontic
Contract start date	01/04/2006
Contract end date	31/03/2017

16/17 Contracted general activity (UDA)	0
Carry forward general activity (UDA)	0
16/17 Contracted orthodontic activity (UOA)	3,310
Carry forward orthodontic activity (UOA)	0
Baseline contract value	£220,343.09

ACCESS	Contract	England and Wales
24 month ratio of assessments to patient IDs	1.03	1.10

**ACTIVITY**


Month	Adjusted Scheduled Activity (UOA)	
	2016	2017
April	255	109
May	337	194
June	639	304
July	1,410	420
August	1,519	578
September	1,987	1,028
October	2,210	
November	2,440	
December	2,728	
January	2,815	
February	3,201	
March	3,604	
April	3,604	
May	3,604	
June	3,625	

QUALITY	Contract Quantity	Contract Base Number	Contract *	Wales
% of all assessments that were assess and fit appliances (rolling 12 month period)	123	220	55.9%	52.3%
% of all assessments that were assess and refuse (rolling 12 month period)	42	220	19.1%	10.6%
% of all assessments that were assess and review (rolling 12 month period)	55	220	25.0%	37.2%
% of terminated courses where treatment was abandoned or discontinued (rolling 12 month period)	2	123	1.6%	8.7%
% of completed treatments indicating that PAR score was taken (year to date)	0	54	0.0%	49.8%
Rate of removable appliances per 100 fixed appliances - proposed treatment (rolling 12 month period)	27	243	11.11	5.59
Rate of removable appliances per 100 fixed appliances - completed treatment (rolling 12 month period)	0	1	0.00	4.88
% of courses of treatment with removable appliances only - proposed treatment (rolling 12 month period)	0	123	0.0%	1.5%
% of courses of treatment with removable appliances only - completed treatment (rolling 12 month period)	0	121	0.0%	0.7%
% of patients satisfied with the treatment they have received (rolling 12 month period)	5	8	62.5%	35.1%

\* Figures in italics indicate that the base number is less than 100.

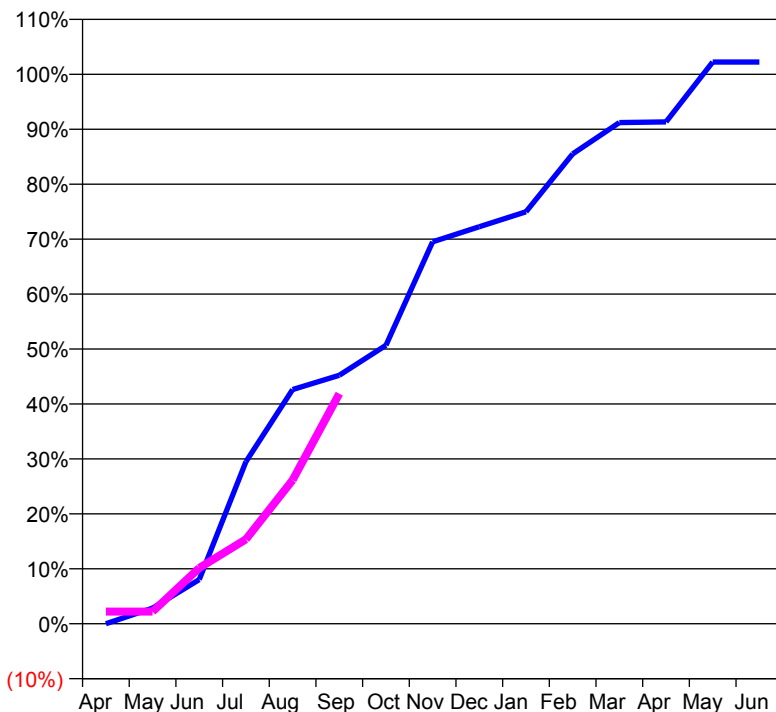
**7A5 - Vital Signs Orthodontic At a Glance Contract Report for 171727/0001 - September 2016**

Name or company name	Northrose Ltd
Contract type name	PDS Contract
Purpose of contract	Orthodontic
Contract start date	01/04/2014
Contract end date	31/03/2019

16/17 Contracted general activity (UDA)	0
Carry forward general activity (UDA)	0
16/17 Contracted orthodontic activity (UOA)	807
Carry forward orthodontic activity (UOA)	-18
Baseline contract value	£52,484.27

**ACCESS**

	Contract	England and Wales
24 month ratio of assessments to patient IDs	1.03	1.10

**ACTIVITY**
**Cumulative percentage of contracted UOA delivered 2016 & 2017**

**Adjusted Scheduled Activity (UOA)**

Month	2016	2017
April	0	18
May	23	18
June	65	82
July	238	124
August	344	211
September	365	338
October	409	
November	561	
December	583	
January	605	
February	690	
March	736	
April	737	
May	825	
June	825	

**QUALITY**

	Contract Quantity	Contract Base Number	Contract *	Wales
% of all assessments that were assess and fit appliances (rolling 12 month period)	37	57	64.9%	52.3%
% of all assessments that were assess and refuse (rolling 12 month period)	0	57	0.0%	10.6%
% of all assessments that were assess and review (rolling 12 month period)	20	57	35.1%	37.2%
% of terminated courses where treatment was abandoned or discontinued (rolling 12 month period)	6	28	21.4%	8.7%
% of completed treatments indicating that PAR score was taken (year to date)	10	10	100.0%	49.8%
Rate of removable appliances per 100 fixed appliances - proposed treatment (rolling 12 month period)	12	66	18.18	5.59
Rate of removable appliances per 100 fixed appliances - completed treatment (rolling 12 month period)	6	38	15.79	4.88
% of courses of treatment with removable appliances only - proposed treatment (rolling 12 month period)	1	37	2.7%	1.5%
% of courses of treatment with removable appliances only - completed treatment (rolling 12 month period)	1	22	4.5%	0.7%
% of patients satisfied with the treatment they have received (rolling 12 month period)	0	1	0.0%	35.1%

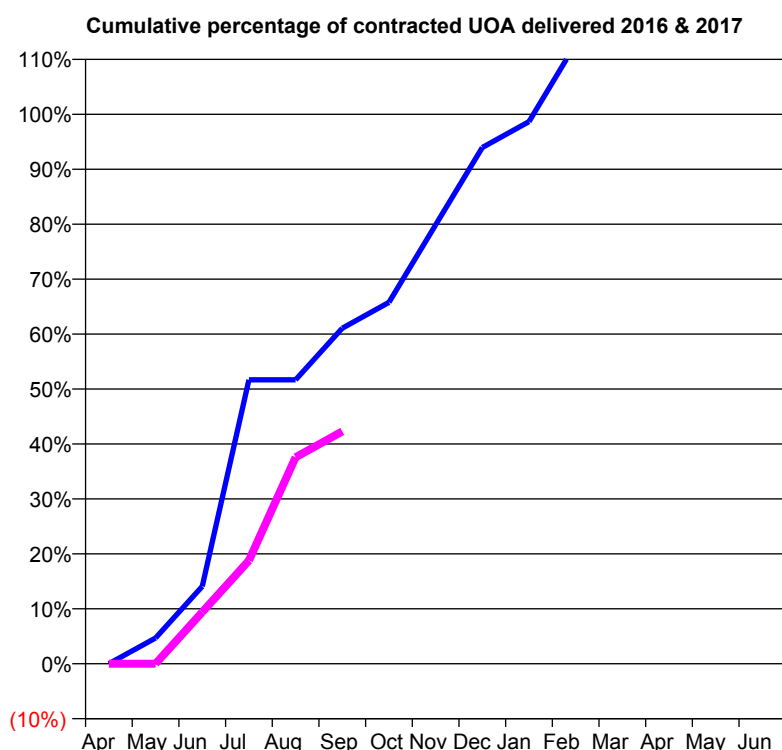
\* Figures in italics indicate that the base number is less than 100.

**7A5 - Vital Signs Orthodontic At a Glance Contract Report for 324035/0001 - September 2016**

Name or company name	MR PS JOHN
Contract type name	GDS Contract
Purpose of contract	General and Orthodontic
Contract start date	01/04/2006
Contract end date	

16/17 Contracted general activity (UDA)	15,844
Carry forward general activity (UDA)	-184
16/17 Contracted orthodontic activity (UOA)	447
Carry forward orthodontic activity (UOA)	0
Baseline contract value	£377,321.60

ACCESS	Contract	England and Wales
24 month ratio of assessments to patient IDs	1.00	1.10

**ACTIVITY**


Month	Adjusted Scheduled Activity (UOA)	
	2016	2017
April	0	0
May	21	0
June	63	42
July	231	84
August	231	168
September	273	189
October	294	
November	357	
December	420	
January	441	
February	504	
March	567	
April	693	
May	693	
June	693	

QUALITY	Contract Quantity	Contract Base Number	Contract *	Wales
% of all assessments that were assess and fit appliances (rolling 12 month period)	29	29	100.0%	52.3%
% of all assessments that were assess and refuse (rolling 12 month period)	0	29	0.0%	10.6%
% of all assessments that were assess and review (rolling 12 month period)	0	29	0.0%	37.2%
% of terminated courses where treatment was abandoned or discontinued (rolling 12 month period)	3	40	7.5%	8.7%
% of completed treatments indicating that PAR score was taken (year to date)	0	14	0.0%	49.8%
Rate of removable appliances per 100 fixed appliances - proposed treatment (rolling 12 month period)	11	58	18.97	5.59
Rate of removable appliances per 100 fixed appliances - completed treatment (rolling 12 month period)	7	71	9.86	4.88
% of courses of treatment with removable appliances only - proposed treatment (rolling 12 month period)	0	29	0.0%	1.5%
% of courses of treatment with removable appliances only - completed treatment (rolling 12 month period)	0	37	0.0%	0.7%
% of patients satisfied with the treatment they have received (rolling 12 month period)	0	4	0.0%	35.1%

\* Figures in italics indicate that the base number is less than 100.



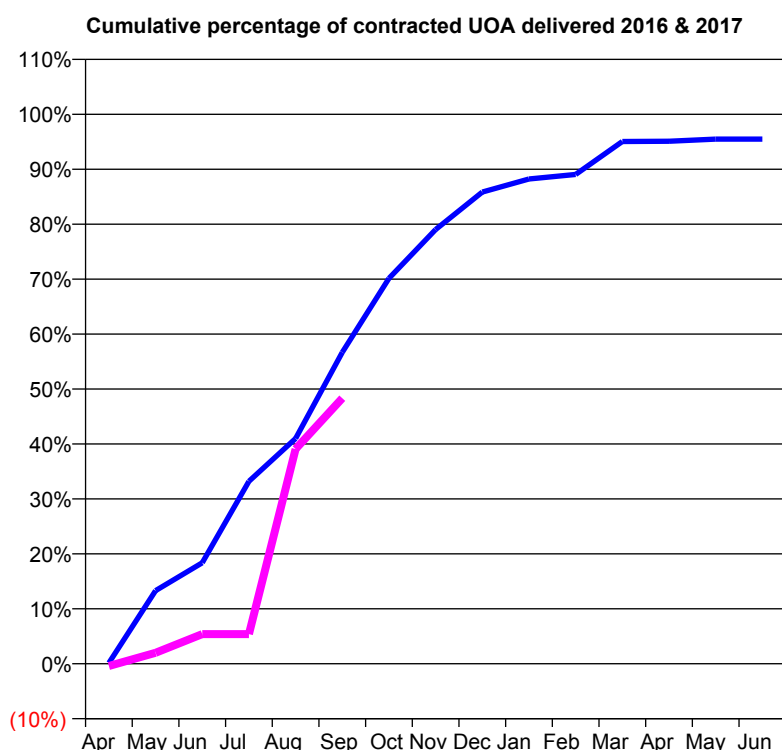
**7A6 - Vital Signs Orthodontic At a Glance Contract Report for 145165/0002 - September 2016**

Name or company name	Clytha Park Orthodontics Ltd
Contract type name	PDS Contract
Purpose of contract	Orthodontic
Contract start date	01/04/2012
Contract end date	31/03/2018

16/17 Contracted general activity (UDA)	0
Carry forward general activity (UDA)	0
16/17 Contracted orthodontic activity (UOA)	5,303
Carry forward orthodontic activity (UOA)	241
Baseline contract value	£348,993.15

**ACCESS**

	Contract	England and Wales
24 month ratio of assessments to patient IDs	1.08	1.10

**ACTIVITY**


Month	Adjusted Scheduled Activity (UOA)	
	2016	2017
April	8	-22
May	711	106
June	983	286
July	1,775	286
August	2,191	2,073
September	3,030	2,563
October	3,749	
November	4,224	
December	4,589	
January	4,716	
February	4,760	
March	5,080	
April	5,083	
May	5,104	
June	5,104	

**QUALITY**

	Contract Quantity	Contract Base Number	Contract *	Wales
% of all assessments that were assess and fit appliances (rolling 12 month period)	231	332	69.6%	52.3%
% of all assessments that were assess and refuse (rolling 12 month period)	28	332	8.4%	10.6%
% of all assessments that were assess and review (rolling 12 month period)	73	332	22.0%	37.2%
% of terminated courses where treatment was abandoned or discontinued (rolling 12 month period)	20	164	12.2%	8.7%
% of completed treatments indicating that PAR score was taken (year to date)	72	78	92.3%	49.8%
Rate of removable appliances per 100 fixed appliances - proposed treatment (rolling 12 month period)	27	404	6.68	5.59
Rate of removable appliances per 100 fixed appliances - completed treatment (rolling 12 month period)	0	0	N/A	4.88
% of courses of treatment with removable appliances only - proposed treatment (rolling 12 month period)	9	231	3.9%	1.5%
% of courses of treatment with removable appliances only - completed treatment (rolling 12 month period)	0	144	0.0%	0.7%
% of patients satisfied with the treatment they have received (rolling 12 month period)	5	19	26.3%	35.1%

\* Figures in italics indicate that the base number is less than 100.

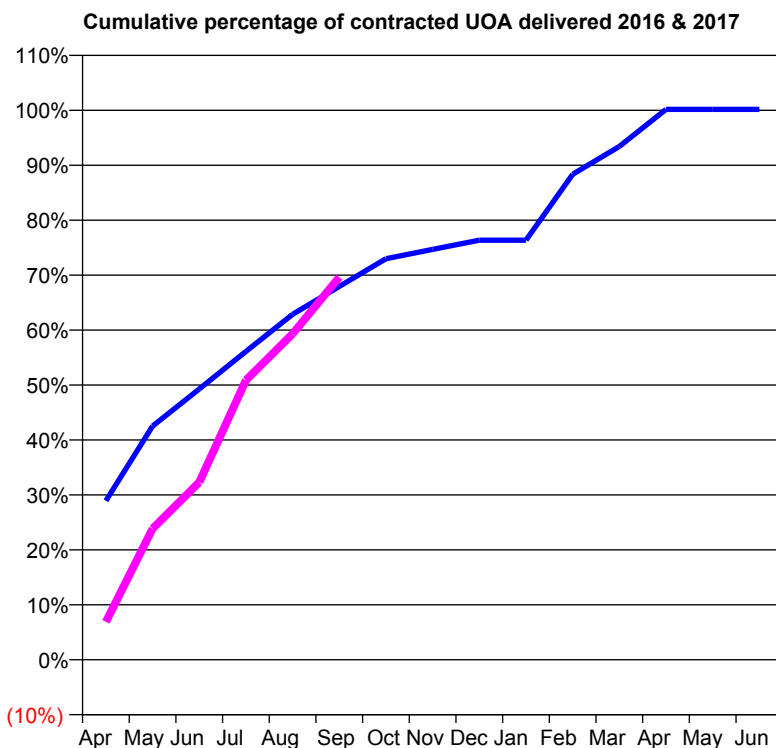
**7A6 - Vital Signs Orthodontic At a Glance Contract Report for 159697/0001 - September 2016**

Name or company name	L Smart, S Johnston and F Passariello
Contract type name	PDS Contract
Purpose of contract	Orthodontic
Contract start date	01/01/2011
Contract end date	31/03/2018

16/17 Contracted general activity (UDA)	0
Carry forward general activity (UDA)	0
16/17 Contracted orthodontic activity (UOA)	1,244
Carry forward orthodontic activity (UOA)	-2
Baseline contract value	£82,768.54

**ACCESS**

	Contract	England and Wales
24 month ratio of assessments to patient IDs	1.00	1.10

**ACTIVITY**


Month	Adjusted Scheduled Activity (UOA)	
	2016	2017
April	360	86
May	529	297
June	613	402
July	698	633
August	782	738
September	845	866
October	908	
November	929	
December	950	
January	950	
February	1,099	
March	1,162	
April	1,246	
May	1,246	
June	1,246	

**QUALITY**

	Contract Quantity	Contract Base Number	Contract *	Wales
% of all assessments that were assess and fit appliances (rolling 12 month period)	60	65	92.3%	52.3%
% of all assessments that were assess and refuse (rolling 12 month period)	2	65	3.1%	10.6%
% of all assessments that were assess and review (rolling 12 month period)	3	65	4.6%	37.2%
% of terminated courses where treatment was abandoned or discontinued (rolling 12 month period)	5	55	9.1%	8.7%
% of completed treatments indicating that PAR score was taken (year to date)	21	27	77.8%	49.8%
Rate of removable appliances per 100 fixed appliances - proposed treatment (rolling 12 month period)	6	111	5.41	5.59
Rate of removable appliances per 100 fixed appliances - completed treatment (rolling 12 month period)	8	92	8.70	4.88
% of courses of treatment with removable appliances only - proposed treatment (rolling 12 month period)	2	60	3.3%	1.5%
% of courses of treatment with removable appliances only - completed treatment (rolling 12 month period)	1	50	2.0%	0.7%
% of patients satisfied with the treatment they have received (rolling 12 month period)	2	5	40.0%	35.1%

\* Figures in italics indicate that the base number is less than 100.

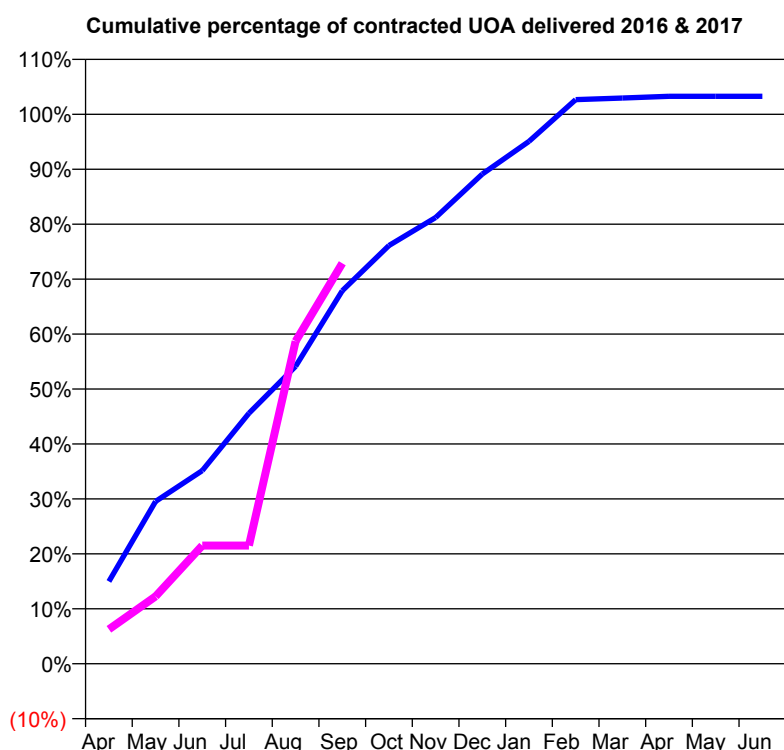
**7A6 - Vital Signs Orthodontic At a Glance Contract Report for 162280/0005 - September 2016**

Name or company name	Newport Orthodontics Ltd
Contract type name	PDS Contract
Purpose of contract	Orthodontic
Contract start date	01/06/2012
Contract end date	31/03/2018

16/17 Contracted general activity (UDA)	0
Carry forward general activity (UDA)	0
16/17 Contracted orthodontic activity (UOA)	7,357
Carry forward orthodontic activity (UOA)	-240
Baseline contract value	£496,397.54

**ACCESS**

	Contract	England and Wales
24 month ratio of assessments to patient IDs	1.09	1.10

**ACTIVITY**


Month	Adjusted Scheduled Activity (UOA)	
	2016	2017
April	1,102	462
May	2,174	902
June	2,586	1,583
July	3,353	1,583
August	3,982	4,318
September	4,994	5,362
October	5,599	
November	5,975	
December	6,557	
January	6,994	
February	7,552	
March	7,574	
April	7,597	
May	7,597	
June	7,597	

**QUALITY**

	Contract Quantity	Contract Base Number	Contract *	Wales
% of all assessments that were assess and fit appliances (rolling 12 month period)	358	653	54.8%	52.3%
% of all assessments that were assess and refuse (rolling 12 month period)	78	653	11.9%	10.6%
% of all assessments that were assess and review (rolling 12 month period)	217	653	33.2%	37.2%
% of terminated courses where treatment was abandoned or discontinued (rolling 12 month period)	48	275	17.5%	8.7%
% of completed treatments indicating that PAR score was taken (year to date)	0	55	0.0%	49.8%
Rate of removable appliances per 100 fixed appliances - proposed treatment (rolling 12 month period)	20	610	3.28	5.59
Rate of removable appliances per 100 fixed appliances - completed treatment (rolling 12 month period)	0	0	N/A	4.88
% of courses of treatment with removable appliances only - proposed treatment (rolling 12 month period)	8	358	2.2%	1.5%
% of courses of treatment with removable appliances only - completed treatment (rolling 12 month period)	0	227	0.0%	0.7%
% of patients satisfied with the treatment they have received (rolling 12 month period)	2	2	100.0%	35.1%

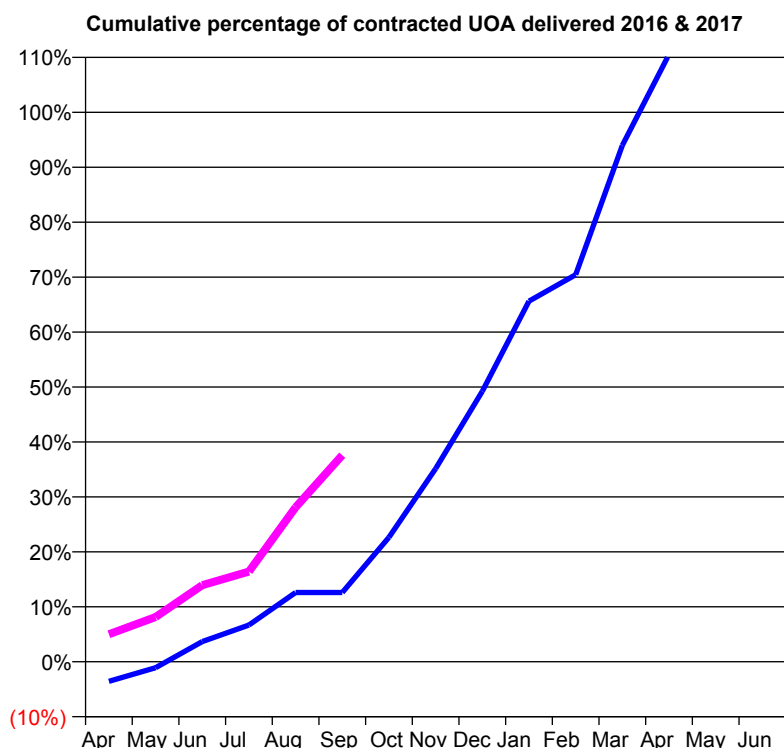
\* Figures in italics indicate that the base number is less than 100.

**7A6 - Vital Signs Orthodontic At a Glance Contract Report for 183350/0002 - September 2016**

Name or company name	Crosskeys Dental Practice Limited
Contract type name	PDS Contract
Purpose of contract	Orthodontic
Contract start date	01/06/2013
Contract end date	31/03/2018

16/17 Contracted general activity (UDA)	0
Carry forward general activity (UDA)	0
16/17 Contracted orthodontic activity (UOA)	896
Carry forward orthodontic activity (UOA)	-45
Baseline contract value	£59,612.76

ACCESS	Contract	England and Wales
24 month ratio of assessments to patient IDs	1.13	1.10

**ACTIVITY**


Month	Adjusted Scheduled Activity (UOA)	
	2016	2017
April	-32	45
May	-10	73
June	33	125
July	60	147
August	113	252
September	113	337
October	203	
November	315	
December	441	
January	588	
February	631	
March	842	
April	990	
May	990	
June	1,032	

QUALITY	Contract Quantity	Contract Base Number	Contract *	Wales
% of all assessments that were assess and fit appliances (rolling 12 month period)	56	92	60.9%	52.3%
% of all assessments that were assess and refuse (rolling 12 month period)	22	92	23.9%	10.6%
% of all assessments that were assess and review (rolling 12 month period)	14	92	15.2%	37.2%
% of terminated courses where treatment was abandoned or discontinued (rolling 12 month period)	1	32	3.1%	8.7%
% of completed treatments indicating that PAR score was taken (year to date)	14	16	87.5%	49.8%
Rate of removable appliances per 100 fixed appliances - proposed treatment (rolling 12 month period)	14	104	13.46	5.59
Rate of removable appliances per 100 fixed appliances - completed treatment (rolling 12 month period)	3	59	5.08	4.88
% of courses of treatment with removable appliances only - proposed treatment (rolling 12 month period)	2	56	3.6%	1.5%
% of courses of treatment with removable appliances only - completed treatment (rolling 12 month period)	1	31	3.2%	0.7%
% of patients satisfied with the treatment they have received (rolling 12 month period)	0	1	0.0%	35.1%

\* Figures in italics indicate that the base number is less than 100.

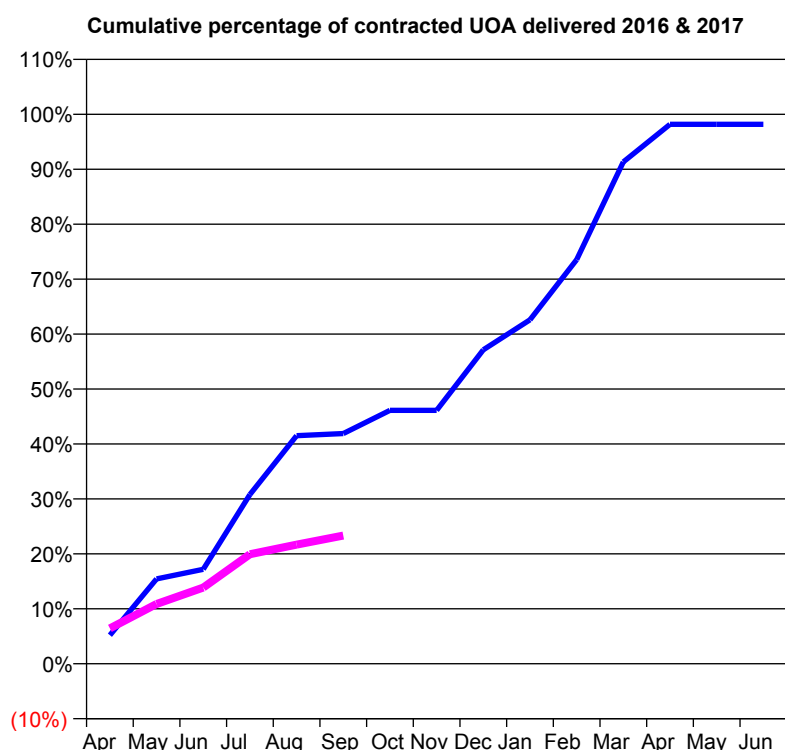
**7A6 - Vital Signs Orthodontic At a Glance Contract Report for 183954/0001 - September 2016**

Name or company name	Chepstow Orthodontics Limited
Contract type name	PDS Contract
Purpose of contract	Orthodontic
Contract start date	01/10/2009
Contract end date	31/03/2018

16/17 Contracted general activity (UDA)	0
Carry forward general activity (UDA)	0
16/17 Contracted orthodontic activity (UOA)	1,535
Carry forward orthodontic activity (UOA)	28
Baseline contract value	£102,438.44

**ACCESS**

	Contract	England and Wales
24 month ratio of assessments to patient IDs	1.25	1.10

**ACTIVITY**


Month	Adjusted Scheduled Activity (UOA)	
	2016	2017
April	80	99
May	237	167
June	264	213
July	473	306
August	637	333
September	643	358
October	708	
November	708	
December	877	
January	961	
February	1,129	
March	1,402	
April	1,507	
May	1,507	
June	1,507	

**QUALITY**

	Contract Quantity	Contract Base Number	Contract *	Wales
% of all assessments that were assess and fit appliances (rolling 12 month period)	59	88	67.0%	52.3%
% of all assessments that were assess and refuse (rolling 12 month period)	3	88	3.4%	10.6%
% of all assessments that were assess and review (rolling 12 month period)	26	88	29.5%	37.2%
% of terminated courses where treatment was abandoned or discontinued (rolling 12 month period)	0	38	0.0%	8.7%
% of completed treatments indicating that PAR score was taken (year to date)	1	19	5.3%	49.8%
Rate of removable appliances per 100 fixed appliances - proposed treatment (rolling 12 month period)	16	111	14.41	5.59
Rate of removable appliances per 100 fixed appliances - completed treatment (rolling 12 month period)	5	72	6.94	4.88
% of courses of treatment with removable appliances only - proposed treatment (rolling 12 month period)	2	59	3.4%	1.5%
% of courses of treatment with removable appliances only - completed treatment (rolling 12 month period)	1	38	2.6%	0.7%
% of patients satisfied with the treatment they have received (rolling 12 month period)	3	9	33.3%	35.1%

\* Figures in italics indicate that the base number is less than 100.

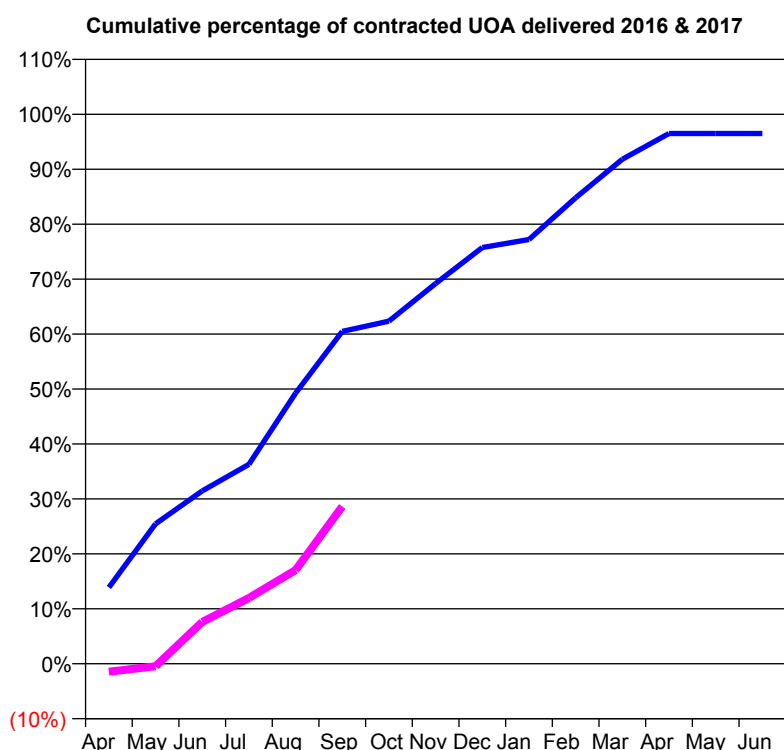
**7A6 - Vital Signs Orthodontic At a Glance Contract Report for 183954/0002 - September 2016**

Name or company name	Chepstow Orthodontics Limited
Contract type name	PDS Contract
Purpose of contract	Orthodontic
Contract start date	01/10/2009
Contract end date	31/03/2018

16/17 Contracted general activity (UDA)	0
Carry forward general activity (UDA)	0
16/17 Contracted orthodontic activity (UOA)	3,225
Carry forward orthodontic activity (UOA)	114
Baseline contract value	£215,220.81

**ACCESS**

	Contract	England and Wales
24 month ratio of assessments to patient IDs	1.13	1.10

**ACTIVITY**


Month	Adjusted Scheduled Activity (UOA)	
	2016	2017
April	451	-47
May	827	-15
June	1,021	245
July	1,178	386
August	1,599	550
September	1,963	923
October	2,024	
November	2,246	
December	2,459	
January	2,506	
February	2,753	
March	2,980	
April	3,132	
May	3,132	
June	3,132	

**QUALITY**

	Contract Quantity	Contract Base Number	Contract *	Wales
% of all assessments that were assess and fit appliances (rolling 12 month period)	100	259	38.6%	52.3%
% of all assessments that were assess and refuse (rolling 12 month period)	13	259	5.0%	10.6%
% of all assessments that were assess and review (rolling 12 month period)	146	259	56.4%	37.2%
% of terminated courses where treatment was abandoned or discontinued (rolling 12 month period)	8	96	8.3%	8.7%
% of completed treatments indicating that PAR score was taken (year to date)	0	51	0.0%	49.8%
Rate of removable appliances per 100 fixed appliances - proposed treatment (rolling 12 month period)	5	184	2.72	5.59
Rate of removable appliances per 100 fixed appliances - completed treatment (rolling 12 month period)	0	144	0.00	4.88
% of courses of treatment with removable appliances only - proposed treatment (rolling 12 month period)	2	100	2.0%	1.5%
% of courses of treatment with removable appliances only - completed treatment (rolling 12 month period)	0	88	0.0%	0.7%
% of patients satisfied with the treatment they have received (rolling 12 month period)	1	5	20.0%	35.1%

\* Figures in italics indicate that the base number is less than 100.

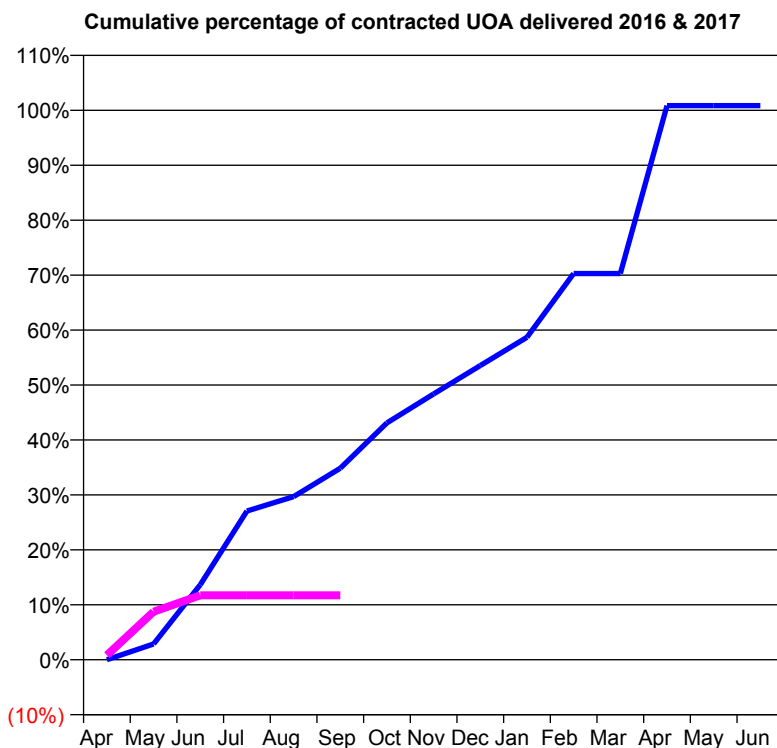
**7A6 - Vital Signs Orthodontic At a Glance Contract Report for 190195/0013 - September 2016**

Name or company name	Xeon Smiles UK Ltd
Contract type name	PDS Contract
Purpose of contract	Orthodontic
Contract start date	01/04/2012
Contract end date	31/03/2018

16/17 Contracted general activity (UDA)	0
Carry forward general activity (UDA)	0
16/17 Contracted orthodontic activity (UOA)	835
Carry forward orthodontic activity (UOA)	-7
Baseline contract value	£55,556.54

**ACCESS**

	Contract	England and Wales
24 month ratio of assessments to patient IDs	1.48	1.10

**ACTIVITY**


Month	Adjusted Scheduled Activity (UOA)	
	2016	2017
April	0	7
May	24	73
June	114	98
July	226	98
August	248	98
September	291	98
October	360	
November	404	
December	447	
January	490	
February	587	
March	587	
April	842	
May	842	
June	842	

**QUALITY**

	Contract Quantity	Contract Base Number	Contract *	Wales
% of all assessments that were assess and fit appliances (rolling 12 month period)	30	59	50.8%	52.3%
% of all assessments that were assess and refuse (rolling 12 month period)	2	59	3.4%	10.6%
% of all assessments that were assess and review (rolling 12 month period)	27	59	45.8%	37.2%
% of terminated courses where treatment was abandoned or discontinued (rolling 12 month period)	3	23	13.0%	8.7%
% of completed treatments indicating that PAR score was taken (year to date)	6	6	100.0%	49.8%
Rate of removable appliances per 100 fixed appliances - proposed treatment (rolling 12 month period)	0	60	0.00	5.59
Rate of removable appliances per 100 fixed appliances - completed treatment (rolling 12 month period)	0	39	0.00	4.88
% of courses of treatment with removable appliances only - proposed treatment (rolling 12 month period)	0	30	0.0%	1.5%
% of courses of treatment with removable appliances only - completed treatment (rolling 12 month period)	0	20	0.0%	0.7%
% of patients satisfied with the treatment they have received (rolling 12 month period)	0	3	0.0%	35.1%

\* Figures in italics indicate that the base number is less than 100.

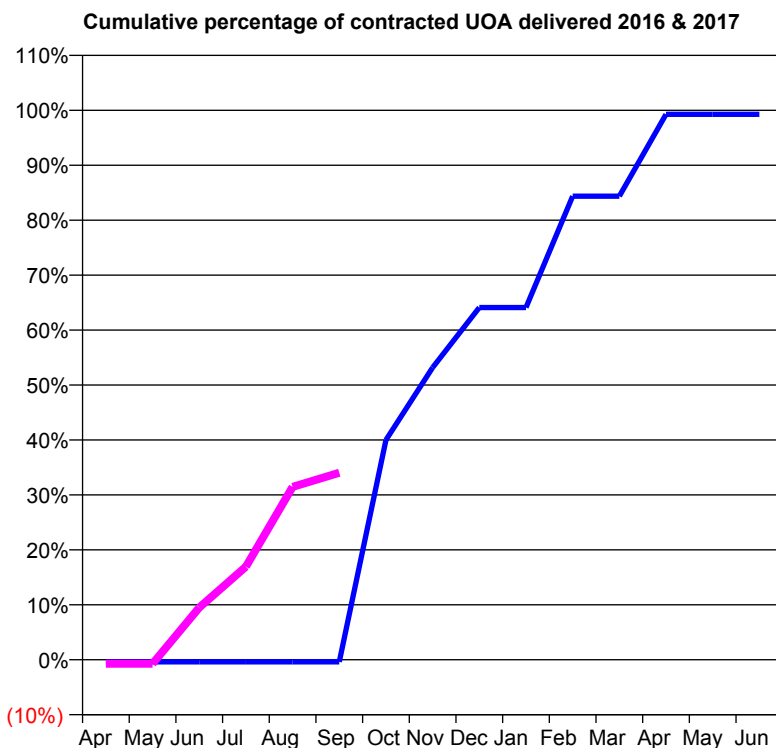
**7A6 - Vital Signs Orthodontic At a Glance Contract Report for 190195/0018 - September 2016**

Name or company name	Xeon Smiles UK Ltd
Contract type name	PDS Contract
Purpose of contract	Orthodontic
Contract start date	01/04/2012
Contract end date	31/03/2018

16/17 Contracted general activity (UDA)	0
Carry forward general activity (UDA)	0
16/17 Contracted orthodontic activity (UOA)	1,777
Carry forward orthodontic activity (UOA)	13
Baseline contract value	£118,503.87

**ACCESS**

	Contract	England and Wales
24 month ratio of assessments to patient IDs	1.30	1.10

**ACTIVITY**


Month	Adjusted Scheduled Activity (UOA)	
	2016	2017
April	-7	-13
May	-7	-13
June	-7	169
July	-7	301
August	-7	559
September	-7	605
October	711	
November	945	
December	1,139	
January	1,139	
February	1,499	
March	1,499	
April	1,764	
May	1,764	
June	1,764	

**QUALITY**

	Contract Quantity	Contract Base Number	Contract *	Wales
% of all assessments that were assess and fit appliances (rolling 12 month period)	108	239	45.2%	52.3%
% of all assessments that were assess and refuse (rolling 12 month period)	38	239	15.9%	10.6%
% of all assessments that were assess and review (rolling 12 month period)	93	239	38.9%	37.2%
% of terminated courses where treatment was abandoned or discontinued (rolling 12 month period)	23	97	23.7%	8.7%
% of completed treatments indicating that PAR score was taken (year to date)	21	21	100.0%	49.8%
Rate of removable appliances per 100 fixed appliances - proposed treatment (rolling 12 month period)	3	212	1.42	5.59
Rate of removable appliances per 100 fixed appliances - completed treatment (rolling 12 month period)	0	9	0.00	4.88
% of courses of treatment with removable appliances only - proposed treatment (rolling 12 month period)	0	108	0.0%	1.5%
% of courses of treatment with removable appliances only - completed treatment (rolling 12 month period)	0	74	0.0%	0.7%
% of patients satisfied with the treatment they have received (rolling 12 month period)	3	7	42.9%	35.1%

\* Figures in italics indicate that the base number is less than 100.



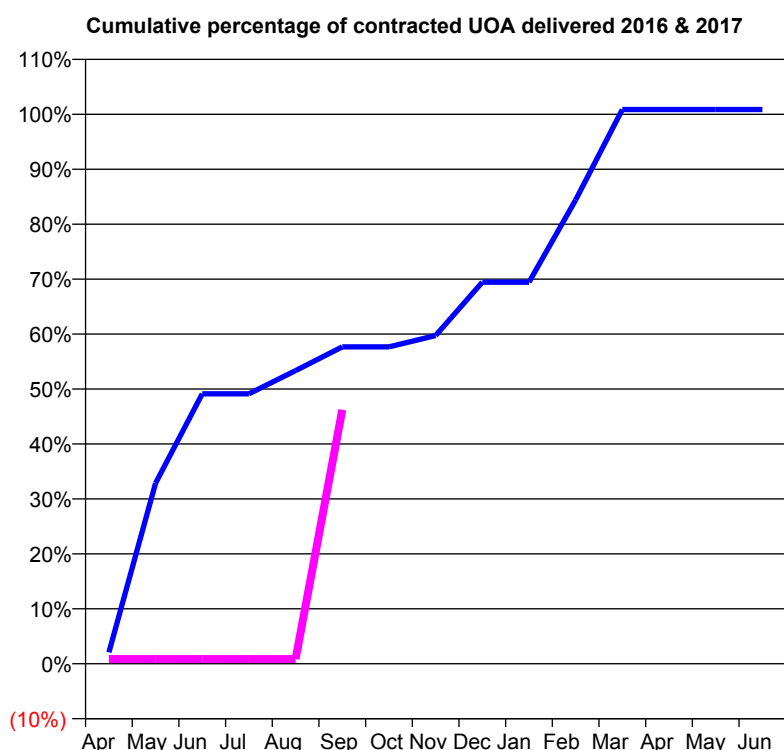
**7A6 - Vital Signs Orthodontic At a Glance Contract Report for 192872/0001 - September 2016**

Name or company name	Caerphilly Orthodontics Ltd
Contract type name	PDS Contract
Purpose of contract	Orthodontic
Contract start date	01/04/2010
Contract end date	31/03/2018

16/17 Contracted general activity (UDA)	0
Carry forward general activity (UDA)	0
16/17 Contracted orthodontic activity (UOA)	1,162
Carry forward orthodontic activity (UOA)	-10
Baseline contract value	£85,518.26

**ACCESS**

	Contract	England and Wales
24 month ratio of assessments to patient IDs	1.06	1.10

**ACTIVITY**


Month	Adjusted Scheduled Activity (UOA)	
	2016	2017
April	24	10
May	382	10
June	571	10
July	571	10
August	620	10
September	670	537
October	670	
November	694	
December	807	
January	807	
February	981	
March	1,172	
April	1,172	
May	1,172	
June	1,172	

**QUALITY**

	Contract Quantity	Contract Base Number	Contract *	Wales
% of all assessments that were assess and fit appliances (rolling 12 month period)	54	91	59.3%	52.3%
% of all assessments that were assess and refuse (rolling 12 month period)	8	91	8.8%	10.6%
% of all assessments that were assess and review (rolling 12 month period)	29	91	31.9%	37.2%
% of terminated courses where treatment was abandoned or discontinued (rolling 12 month period)	2	50	4.0%	8.7%
% of completed treatments indicating that PAR score was taken (year to date)	17	32	53.1%	49.8%
Rate of removable appliances per 100 fixed appliances - proposed treatment (rolling 12 month period)	1	99	1.01	5.59
Rate of removable appliances per 100 fixed appliances - completed treatment (rolling 12 month period)	4	91	4.40	4.88
% of courses of treatment with removable appliances only - proposed treatment (rolling 12 month period)	1	54	1.9%	1.5%
% of courses of treatment with removable appliances only - completed treatment (rolling 12 month period)	2	48	4.2%	0.7%
% of patients satisfied with the treatment they have received (rolling 12 month period)	1	2	50.0%	35.1%

\* Figures in italics indicate that the base number is less than 100.

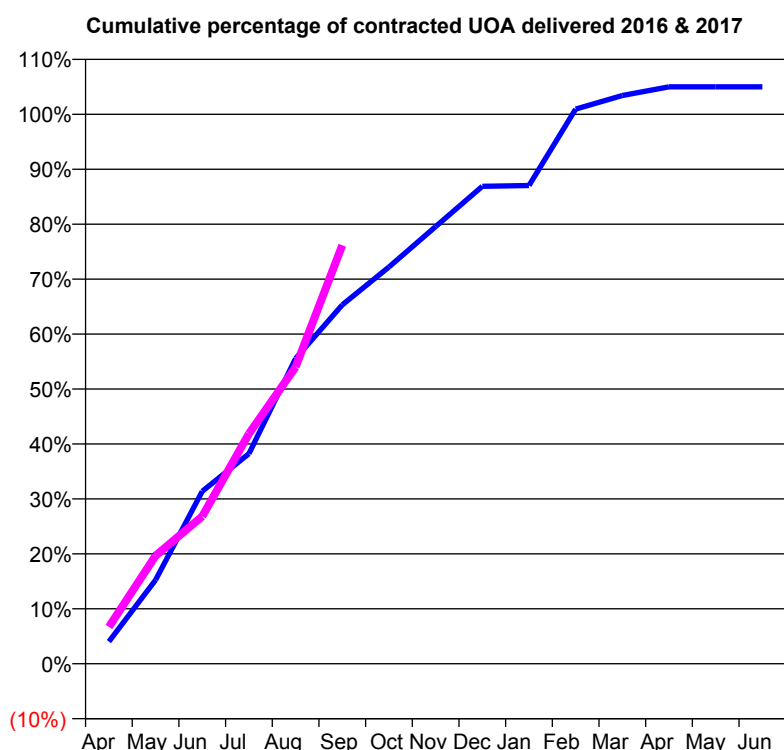
**7A6 - Vital Signs Orthodontic At a Glance Contract Report for 194034/0001 - September 2016**

Name or company name	Melin Ltd
Contract type name	GDS Contract
Purpose of contract	General and Orthodontic
Contract start date	01/03/2011
Contract end date	

16/17 Contracted general activity (UDA)	8,071
Carry forward general activity (UDA)	143
16/17 Contracted orthodontic activity (UOA)	1,581
Carry forward orthodontic activity (UOA)	-79
Baseline contract value	£262,127.31

**ACCESS**

	Contract	England and Wales
24 month ratio of assessments to patient IDs	1.07	1.10

**ACTIVITY**


Month	Adjusted Scheduled Activity (UOA)	
	2016	2017
April	64	106
May	241	311
June	496	424
July	604	662
August	878	854
September	1,032	1,204
October	1,141	
November	1,257	
December	1,373	
January	1,375	
February	1,595	
March	1,634	
April	1,659	
May	1,659	
June	1,659	

**QUALITY**

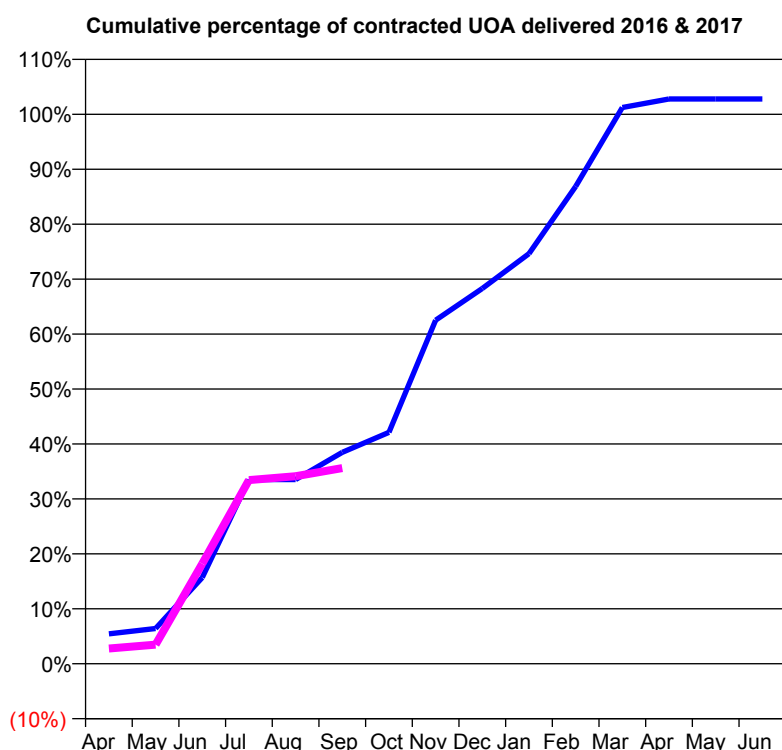
	Contract Quantity	Contract Base Number	Contract *	Wales
% of all assessments that were assess and fit appliances (rolling 12 month period)	79	206	38.3%	52.3%
% of all assessments that were assess and refuse (rolling 12 month period)	0	206	0.0%	10.6%
% of all assessments that were assess and review (rolling 12 month period)	127	206	61.7%	37.2%
% of terminated courses where treatment was abandoned or discontinued (rolling 12 month period)	2	64	3.1%	8.7%
% of completed treatments indicating that PAR score was taken (year to date)	19	31	61.3%	49.8%
Rate of removable appliances per 100 fixed appliances - proposed treatment (rolling 12 month period)	1	147	0.68	5.59
Rate of removable appliances per 100 fixed appliances - completed treatment (rolling 12 month period)	0	123	0.00	4.88
% of courses of treatment with removable appliances only - proposed treatment (rolling 12 month period)	1	79	1.3%	1.5%
% of courses of treatment with removable appliances only - completed treatment (rolling 12 month period)	0	62	0.0%	0.7%
% of patients satisfied with the treatment they have received (rolling 12 month period)	1	4	25.0%	35.1%

\* Figures in italics indicate that the base number is less than 100.

**7A6 - Vital Signs Orthodontic At a Glance Contract Report for 333921/0001 - September 2016**

Name or company name	MRS FJ WILLNER	16/17 Contracted general activity (UDA)	0
Contract type name	PDS Contract	Carry forward general activity (UDA)	0
Purpose of contract	Orthodontic	16/17 Contracted orthodontic activity (UOA)	2,991
Contract start date	01/04/2006	Carry forward orthodontic activity (UOA)	-83
Contract end date	31/03/2018	Baseline contract value	£200,688.97

ACCESS	Contract	England and Wales
24 month ratio of assessments to patient IDs	1.02	1.10

**ACTIVITY**


Month	Adjusted Scheduled Activity (UOA)	
	2016	2017
April	163	83
May	192	104
June	469	545
July	1,003	1,000
August	1,003	1,021
September	1,151	1,065
October	1,260	
November	1,870	
December	2,043	
January	2,232	
February	2,598	
March	3,028	
April	3,074	
May	3,074	
June	3,074	

QUALITY	Contract Quantity	Contract Base Number	Contract *	Wales
% of all assessments that were assess and fit appliances (rolling 12 month period)	138	230	60.0%	52.3%
% of all assessments that were assess and refuse (rolling 12 month period)	14	230	6.1%	10.6%
% of all assessments that were assess and review (rolling 12 month period)	78	230	33.9%	37.2%
% of terminated courses where treatment was abandoned or discontinued (rolling 12 month period)	15	127	11.8%	8.7%
% of completed treatments indicating that PAR score was taken (year to date)	0	59	0.0%	49.8%
Rate of removable appliances per 100 fixed appliances - proposed treatment (rolling 12 month period)	0	0	N/A	5.59
Rate of removable appliances per 100 fixed appliances - completed treatment (rolling 12 month period)	0	0	N/A	4.88
% of courses of treatment with removable appliances only - proposed treatment (rolling 12 month period)	0	138	0.0%	1.5%
% of courses of treatment with removable appliances only - completed treatment (rolling 12 month period)	0	112	0.0%	0.7%
% of patients satisfied with the treatment they have received (rolling 12 month period)	3	12	25.0%	35.1%

\* Figures in italics indicate that the base number is less than 100.

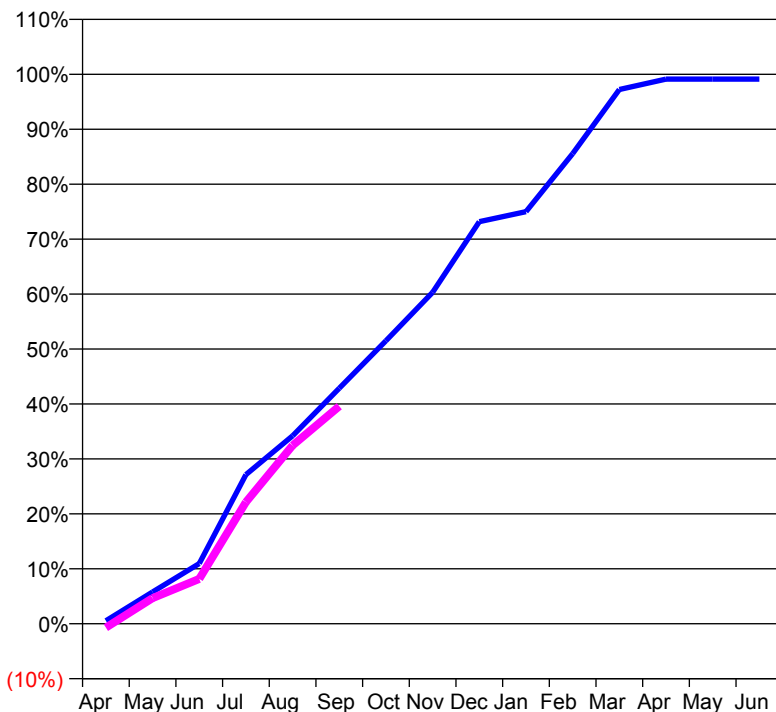
**7A7 - Vital Signs Orthodontic At a Glance Contract Report for 144622/0001 - September 2016**

Name or company name	A.R.C Orthodontics Ltd
Contract type name	PDS Contract
Purpose of contract	Orthodontic
Contract start date	01/11/2014
Contract end date	31/10/2024

16/17 Contracted general activity (UDA)	0
Carry forward general activity (UDA)	0
16/17 Contracted orthodontic activity (UOA)	1,260
Carry forward orthodontic activity (UOA)	11
Baseline contract value	£81,974.03

**ACCESS**

	Contract	England and Wales
24 month ratio of assessments to patient IDs	1.06	1.10

**ACTIVITY**
**Cumulative percentage of contracted UOA delivered 2016 & 2017**

**Adjusted Scheduled Activity (UOA)**

Month	2016	2017
April	7	-9
May	73	59
June	138	103
July	342	279
August	431	409
September	540	499
October	649	
November	760	
December	922	
January	945	
February	1,078	
March	1,225	
April	1,249	
May	1,249	
June	1,249	

**QUALITY**

	Contract Quantity	Contract Base Number	Contract *	Wales
% of all assessments that were assess and fit appliances (rolling 12 month period)	56	113	49.6%	52.3%
% of all assessments that were assess and refuse (rolling 12 month period)	43	113	38.1%	10.6%
% of all assessments that were assess and review (rolling 12 month period)	14	113	12.4%	37.2%
% of terminated courses where treatment was abandoned or discontinued (rolling 12 month period)	4	43	9.3%	8.7%
% of completed treatments indicating that PAR score was taken (year to date)	13	27	48.1%	49.8%
Rate of removable appliances per 100 fixed appliances - proposed treatment (rolling 12 month period)	7	106	6.60	5.59
Rate of removable appliances per 100 fixed appliances - completed treatment (rolling 12 month period)	5	74	6.76	4.88
% of courses of treatment with removable appliances only - proposed treatment (rolling 12 month period)	2	56	3.6%	1.5%
% of courses of treatment with removable appliances only - completed treatment (rolling 12 month period)	2	39	5.1%	0.7%
% of patients satisfied with the treatment they have received (rolling 12 month period)	4	7	57.1%	35.1%

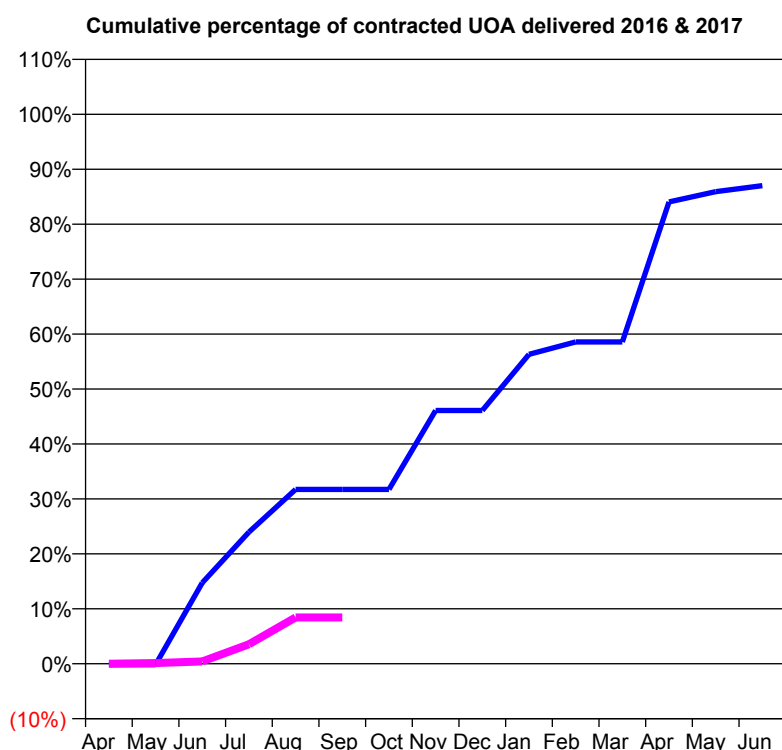
\* Figures in italics indicate that the base number is less than 100.

**7A7 - Vital Signs Orthodontic At a Glance Contract Report for 177369/0005 - September 2016**

Name or company name	Severn Street Dental Practice	16/17 Contracted general activity (UDA)	0
Contract type name	PDS Contract	Carry forward general activity (UDA)	0
Purpose of contract	Orthodontic	16/17 Contracted orthodontic activity (UOA)	2,300
Contract start date	01/09/2013	Carry forward orthodontic activity (UOA)	0
Contract end date	31/08/2016	Baseline contract value	£61,282.39

**ACCESS**

	Contract	England and Wales
24 month ratio of assessments to patient IDs	1.37	1.10

**ACTIVITY**


Month	Adjusted Scheduled Activity (UOA)	
	2016	2017
April	-4	0
May	-4	3
June	339	10
July	551	82
August	730	194
September	730	194
October	730	
November	1,060	
December	1,060	
January	1,295	
February	1,347	
March	1,347	
April	1,933	
May	1,976	
June	2,001	

**QUALITY**

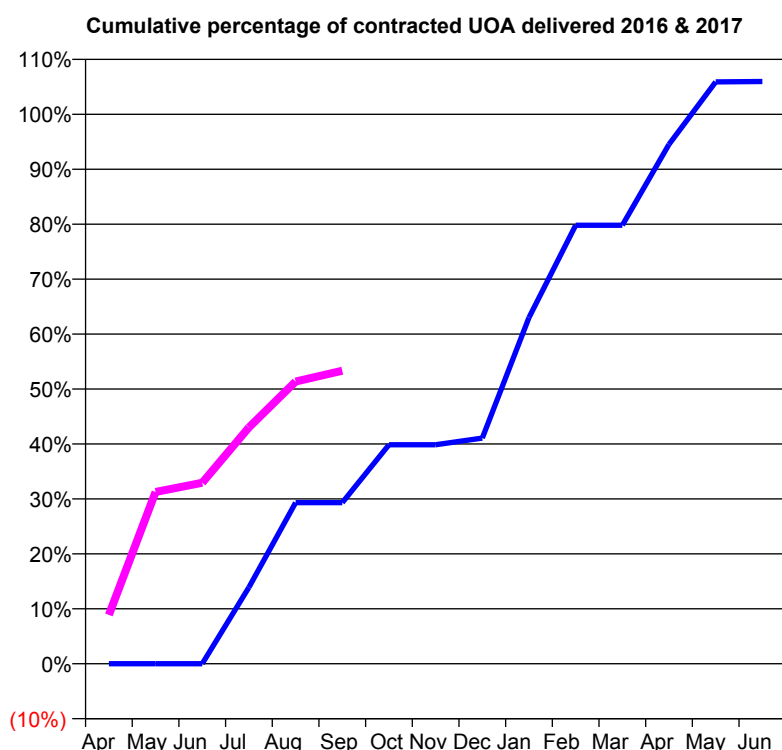
	Contract Quantity	Contract Base Number	Contract *	Wales
% of all assessments that were assess and fit appliances (rolling 12 month period)	72	293	24.6%	52.3%
% of all assessments that were assess and refuse (rolling 12 month period)	106	293	36.2%	10.6%
% of all assessments that were assess and review (rolling 12 month period)	115	293	39.2%	37.2%
% of terminated courses where treatment was abandoned or discontinued (rolling 12 month period)	0	15	0.0%	8.7%
% of completed treatments indicating that PAR score was taken (year to date)	0	9	0.0%	49.8%
Rate of removable appliances per 100 fixed appliances - proposed treatment (rolling 12 month period)	1	6	16.67	5.59
Rate of removable appliances per 100 fixed appliances - completed treatment (rolling 12 month period)	0	0	N/A	4.88
% of courses of treatment with removable appliances only - proposed treatment (rolling 12 month period)	0	72	0.0%	1.5%
% of courses of treatment with removable appliances only - completed treatment (rolling 12 month period)	0	15	0.0%	0.7%
% of patients satisfied with the treatment they have received (rolling 12 month period)	0	5	0.0%	35.1%

\* Figures in italics indicate that the base number is less than 100.

**7A7 - Vital Signs Orthodontic At a Glance Contract Report for 197351/0002 - September 2016**

Name or company name	Exclusive Orthodontics Ltd	16/17 Contracted general activity (UDA)	0
Contract type name	PDS Contract	Carry forward general activity (UDA)	0
Purpose of contract	Orthodontic	16/17 Contracted orthodontic activity (UOA)	1,260
Contract start date	01/04/2015	Carry forward orthodontic activity (UOA)	-112
Contract end date	31/03/2025	Baseline contract value	£81,974.03

ACCESS	Contract	England and Wales
24 month ratio of assessments to patient IDs	1.04	1.10

**ACTIVITY**


Month	Adjusted Scheduled Activity (UOA)	
	2016	2017
April	0	112
May	0	394
June	0	415
July	262	542
August	552	647
September	552	672
October	750	
November	750	
December	773	
January	1,186	
February	1,502	
March	1,502	
April	1,779	
May	1,993	
June	1,994	

QUALITY	Contract Quantity	Contract Base Number	Contract *	Wales
% of all assessments that were assess and fit appliances (rolling 12 month period)	97	132	73.5%	52.3%
% of all assessments that were assess and refuse (rolling 12 month period)	11	132	8.3%	10.6%
% of all assessments that were assess and review (rolling 12 month period)	24	132	18.2%	37.2%
% of terminated courses where treatment was abandoned or discontinued (rolling 12 month period)	3	21	14.3%	8.7%
% of completed treatments indicating that PAR score was taken (year to date)	0	15	0.0%	49.8%
Rate of removable appliances per 100 fixed appliances - proposed treatment (rolling 12 month period)	16	190	8.42	5.59
Rate of removable appliances per 100 fixed appliances - completed treatment (rolling 12 month period)	0	0	N/A	4.88
% of courses of treatment with removable appliances only - proposed treatment (rolling 12 month period)	1	97	1.0%	1.5%
% of courses of treatment with removable appliances only - completed treatment (rolling 12 month period)	0	18	0.0%	0.7%
% of patients satisfied with the treatment they have received (rolling 12 month period)	3	12	25.0%	35.1%

\* Figures in italics indicate that the base number is less than 100.

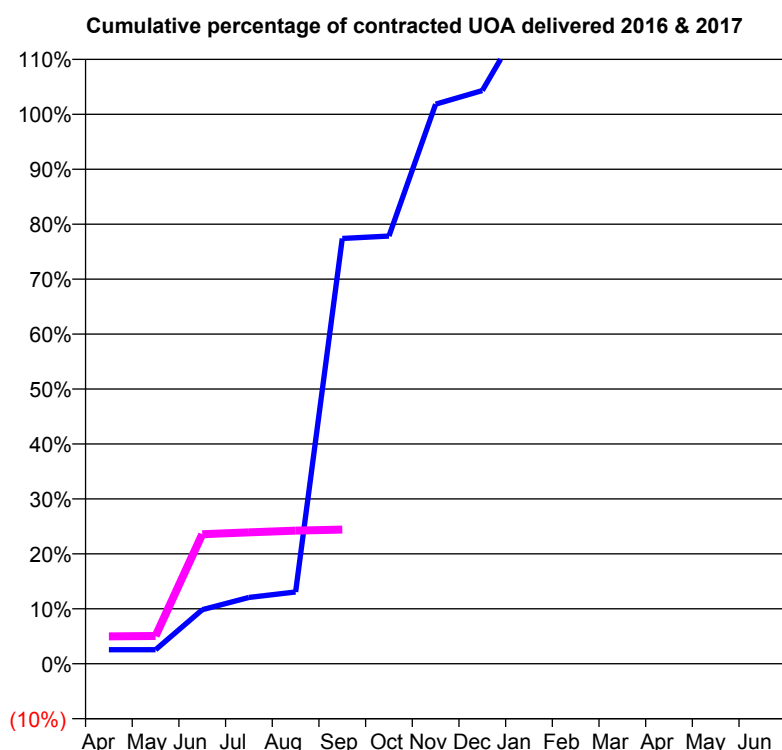
**7A7 - Vital Signs Orthodontic At a Glance Contract Report for 642789/0003 - September 2016**

Name or company name	MR DR EVANS
Contract type name	PDS Contract
Purpose of contract	Orthodontic
Contract start date	01/01/2009
Contract end date	31/03/2018

16/17 Contracted general activity (UDA)	0
Carry forward general activity (UDA)	0
16/17 Contracted orthodontic activity (UOA)	2,625
Carry forward orthodontic activity (UOA)	-131
Baseline contract value	£170,669.82

**ACCESS**

	Contract	England and Wales
24 month ratio of assessments to patient IDs	1.03	1.10

**ACTIVITY**


Month	Adjusted Scheduled Activity (UOA)	
	2016	2017
April	67	131
May	67	133
June	258	619
July	317	628
August	343	636
September	2,032	641
October	2,043	
November	2,673	
December	2,738	
January	3,120	
February	3,120	
March	3,122	
April	3,122	
May	3,122	
June	3,122	

**QUALITY**

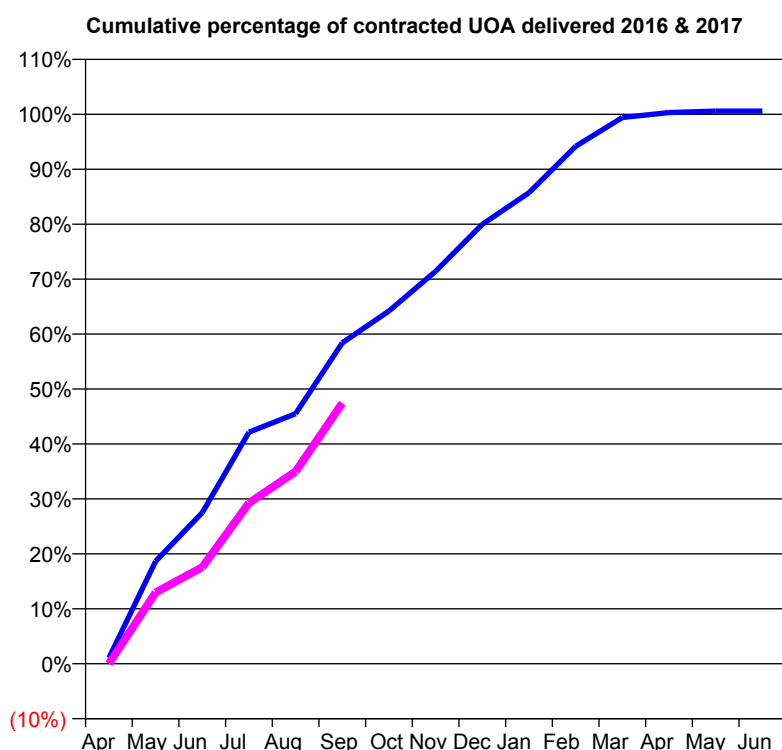
	Contract Quantity	Contract Base Number	Contract *	Wales
% of all assessments that were assess and fit appliances (rolling 12 month period)	74	120	61.7%	52.3%
% of all assessments that were assess and refuse (rolling 12 month period)	22	120	18.3%	10.6%
% of all assessments that were assess and review (rolling 12 month period)	24	120	20.0%	37.2%
% of terminated courses where treatment was abandoned or discontinued (rolling 12 month period)	13	87	14.9%	8.7%
% of completed treatments indicating that PAR score was taken (year to date)	0	34	0.0%	49.8%
Rate of removable appliances per 100 fixed appliances - proposed treatment (rolling 12 month period)	18	142	12.68	5.59
Rate of removable appliances per 100 fixed appliances - completed treatment (rolling 12 month period)	10	141	7.09	4.88
% of courses of treatment with removable appliances only - proposed treatment (rolling 12 month period)	1	74	1.4%	1.5%
% of courses of treatment with removable appliances only - completed treatment (rolling 12 month period)	1	74	1.4%	0.7%
% of patients satisfied with the treatment they have received (rolling 12 month period)	2	4	50.0%	35.1%

\* Figures in italics indicate that the base number is less than 100.

**Q44 - Vital Signs Orthodontic At a Glance Contract Report for 125407/0001 - September 2016**

Name or company name	Mark Fazakerley (VHO) Limited	16/17 Contracted general activity (UDA)	0
Contract type name	PDS Contract	Carry forward general activity (UDA)	0
Purpose of contract	Orthodontic	16/17 Contracted orthodontic activity (UOA)	8,331
Contract start date	01/05/2012	Carry forward orthodontic activity (UOA)	0
Contract end date	31/03/2018	Baseline contract value	£556,549.21

ACCESS	Contract	England and Wales
24 month ratio of assessments to patient IDs	1.06	1.10

**ACTIVITY**


Month	Adjusted Scheduled Activity (UOA)	
	2016	2017
April	88	0
May	1,553	1,080
June	2,292	1,465
July	3,510	2,438
August	3,791	2,915
September	4,865	3,951
October	5,348	
November	5,950	
December	6,662	
January	7,142	
February	7,846	
March	8,281	
April	8,356	
May	8,378	
June	8,378	

QUALITY	Contract Quantity	Contract Base Number	Contract *	Region	England
% of all assessments that were assess and fit appliances (rolling 12 month period)	345	583	59.2%	54.2%	54.1%
% of all assessments that were assess and refuse (rolling 12 month period)	68	583	11.7%	12.5%	12.4%
% of all assessments that were assess and review (rolling 12 month period)	170	583	29.2%	33.3%	33.5%
% of terminated courses where treatment was abandoned or discontinued (rolling 12 month period)	10	445	2.2%	7.4%	7.2%
% of completed treatments indicating that PAR score was taken (year to date)	226	255	88.6%	55.7%	58.9%
Rate of removable appliances per 100 fixed appliances - proposed treatment (rolling 12 month period)	1	684	0.15	5.51	5.66
Rate of removable appliances per 100 fixed appliances - completed treatment (rolling 12 month period)	5	858	0.58	4.71	4.88
% of courses of treatment with removable appliances only - proposed treatment (rolling 12 month period)	1	345	0.3%	1.8%	2.1%
% of courses of treatment with removable appliances only - completed treatment (rolling 12 month period)	3	435	0.7%	1.0%	1.5%
% of patients satisfied with the treatment they have received (rolling 12 month period)	9	9	100.0%	96.7%	95.7%

\* Figures in italics indicate that the base number is less than 100.



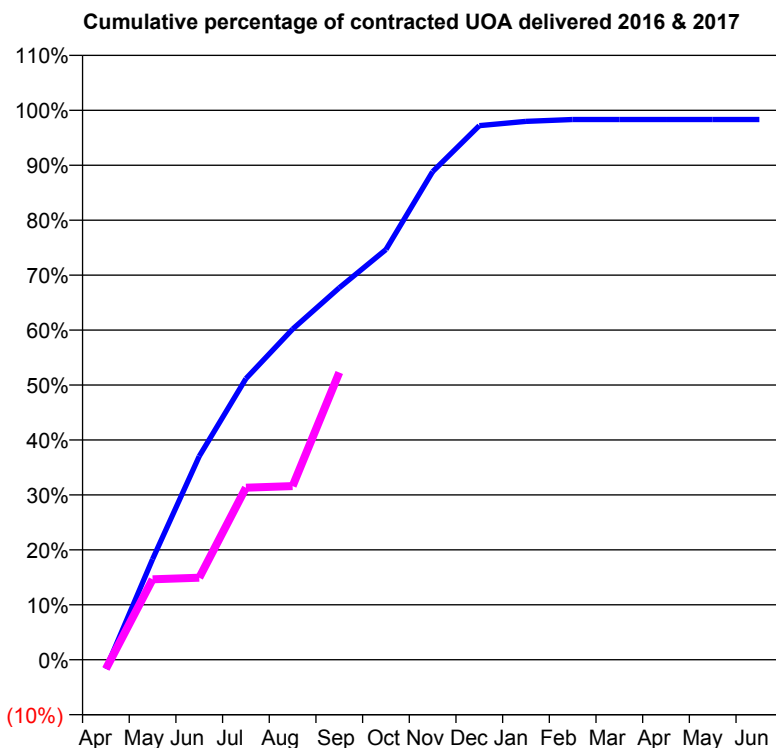
**Q44 - Vital Signs Orthodontic At a Glance Contract Report for 146676/0001 - September 2016**

Name or company name	Cheshire Cat Orthodontics Ltd
Contract type name	PDS Contract
Purpose of contract	Orthodontic
Contract start date	01/04/2010
Contract end date	31/03/2018

16/17 Contracted general activity (UDA)	0
Carry forward general activity (UDA)	0
16/17 Contracted orthodontic activity (UOA)	7,279
Carry forward orthodontic activity (UOA)	122
Baseline contract value	£471,858.79

**ACCESS**

	Contract	England and Wales
24 month ratio of assessments to patient IDs	1.09	1.10

**ACTIVITY**


Month	Adjusted Scheduled Activity (UOA)	
	2016	2017
April	-121	-122
May	1,333	1,066
June	2,696	1,087
July	3,725	2,280
August	4,379	2,301
September	4,928	3,805
October	5,434	
November	6,465	
December	7,075	
January	7,132	
February	7,157	
March	7,157	
April	7,157	
May	7,157	
June	7,157	

**QUALITY**

	Contract Quantity	Contract Base Number	Contract *	Region	England
% of all assessments that were assess and fit appliances (rolling 12 month period)	272	767	35.5%	54.2%	54.1%
% of all assessments that were assess and refuse (rolling 12 month period)	146	767	19.0%	12.5%	12.4%
% of all assessments that were assess and review (rolling 12 month period)	349	767	45.5%	33.3%	33.5%
% of terminated courses where treatment was abandoned or discontinued (rolling 12 month period)	0	269	0.0%	7.4%	7.2%
% of completed treatments indicating that PAR score was taken (year to date)	42	180	23.3%	55.7%	58.9%
Rate of removable appliances per 100 fixed appliances - proposed treatment (rolling 12 month period)	4	479	0.84	5.51	5.66
Rate of removable appliances per 100 fixed appliances - completed treatment (rolling 12 month period)	0	532	0.00	4.71	4.88
% of courses of treatment with removable appliances only - proposed treatment (rolling 12 month period)	2	272	0.7%	1.8%	2.1%
% of courses of treatment with removable appliances only - completed treatment (rolling 12 month period)	0	269	0.0%	1.0%	1.5%
% of patients satisfied with the treatment they have received (rolling 12 month period)	10	10	100.0%	96.7%	95.7%

\* Figures in italics indicate that the base number is less than 100.

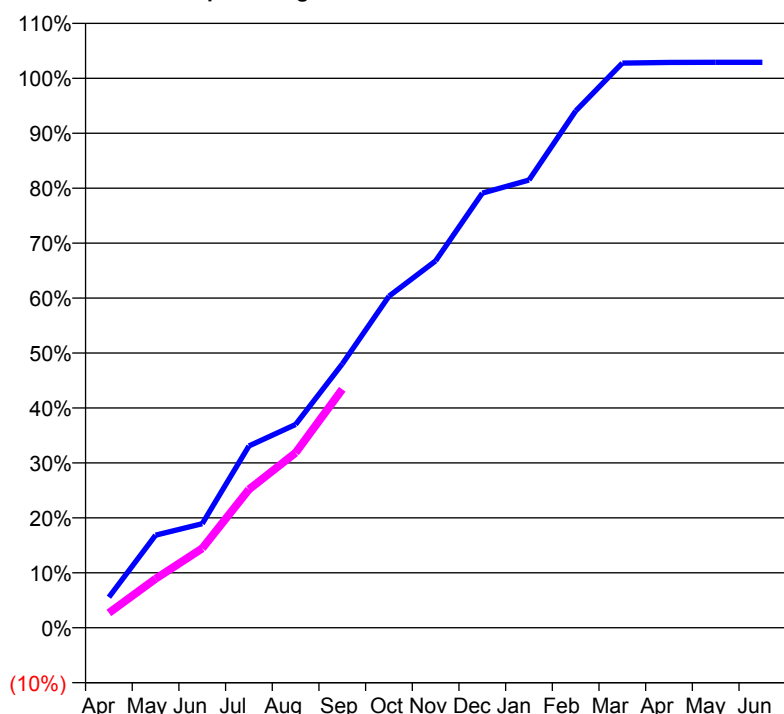
**Q44 - Vital Signs Orthodontic At a Glance Contract Report for 148709/0001 - September 2016**

Name or company name	P O'Neill (W.H.O) LTD
Contract type name	PDS Contract
Purpose of contract	Orthodontic
Contract start date	01/04/2011
Contract end date	31/03/2018

16/17 Contracted general activity (UDA)	0
Carry forward general activity (UDA)	0
16/17 Contracted orthodontic activity (UOA)	8,394
Carry forward orthodontic activity (UOA)	0
Baseline contract value	£544,260.86

**ACCESS**

	Contract	England and Wales
24 month ratio of assessments to patient IDs	1.03	1.10

**ACTIVITY**
**Cumulative percentage of contracted UOA delivered 2016 & 2017**

**Adjusted Scheduled Activity (UOA)**

Month	2016	2017
April	468	228
May	1,415	748
June	1,589	1,214
July	2,777	2,113
August	3,106	2,673
September	4,031	3,644
October	5,065	
November	5,605	
December	6,639	
January	6,839	
February	7,894	
March	8,625	
April	8,635	
May	8,637	
June	8,637	

**QUALITY**

	Contract Quantity	Contract Base Number	Contract *	Region	England
% of all assessments that were assess and fit appliances (rolling 12 month period)	379	712	53.2%	54.2%	54.1%
% of all assessments that were assess and refuse (rolling 12 month period)	85	712	11.9%	12.5%	12.4%
% of all assessments that were assess and review (rolling 12 month period)	248	712	34.8%	33.3%	33.5%
% of terminated courses where treatment was abandoned or discontinued (rolling 12 month period)	14	375	3.7%	7.4%	7.2%
% of completed treatments indicating that PAR score was taken (year to date)	184	191	96.3%	55.7%	58.9%
Rate of removable appliances per 100 fixed appliances - proposed treatment (rolling 12 month period)	2	722	0.28	5.51	5.66
Rate of removable appliances per 100 fixed appliances - completed treatment (rolling 12 month period)	4	706	0.57	4.71	4.88
% of courses of treatment with removable appliances only - proposed treatment (rolling 12 month period)	2	379	0.5%	1.8%	2.1%
% of courses of treatment with removable appliances only - completed treatment (rolling 12 month period)	3	361	0.8%	1.0%	1.5%
% of patients satisfied with the treatment they have received (rolling 12 month period)	12	13	92.3%	96.7%	95.7%

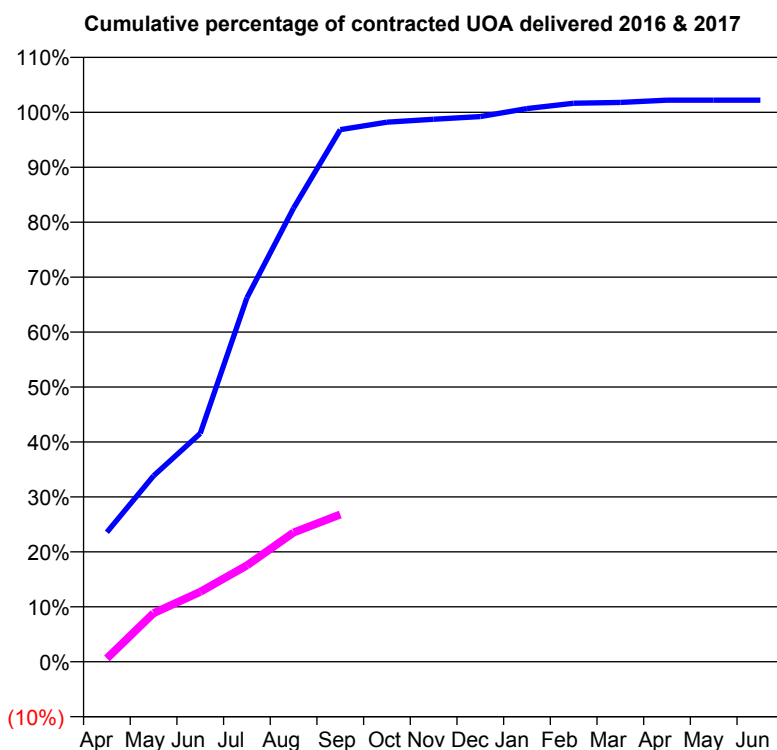
\* Figures in italics indicate that the base number is less than 100.

**Q44 - Vital Signs Orthodontic At a Glance Contract Report for 167088/0001 - September 2016**

Name or company name	Wallasey Orthodontic Practice	16/17 Contracted general activity (UDA)	0
Contract type name	PDS Contract	Carry forward general activity (UDA)	0
Purpose of contract	Orthodontic	16/17 Contracted orthodontic activity (UOA)	4,995
Contract start date	01/03/2014	Carry forward orthodontic activity (UOA)	0
Contract end date	31/03/2018	Baseline contract value	£323,901.73

**ACCESS**

	Contract	England and Wales
24 month ratio of assessments to patient IDs	1.01	1.10

**ACTIVITY**


Month	Adjusted Scheduled Activity (UOA)	
	2016	2017
April	1,178	31
May	1,690	442
June	2,076	636
July	3,308	876
August	4,124	1,175
September	4,837	1,339
October	4,905	
November	4,932	
December	4,956	
January	5,028	
February	5,077	
March	5,084	
April	5,105	
May	5,105	
June	5,105	

**QUALITY**

	Contract Quantity	Contract Base Number	Contract *	Region	England
% of all assessments that were assess and fit appliances (rolling 12 month period)	73	181	40.3%	54.2%	54.1%
% of all assessments that were assess and refuse (rolling 12 month period)	36	181	19.9%	12.5%	12.4%
% of all assessments that were assess and review (rolling 12 month period)	72	181	39.8%	33.3%	33.5%
% of terminated courses where treatment was abandoned or discontinued (rolling 12 month period)	47	371	12.7%	7.4%	7.2%
% of completed treatments indicating that PAR score was taken (year to date)	160	165	97.0%	55.7%	58.9%
Rate of removable appliances per 100 fixed appliances - proposed treatment (rolling 12 month period)	1	145	0.69	5.51	5.66
Rate of removable appliances per 100 fixed appliances - completed treatment (rolling 12 month period)	2	644	0.31	4.71	4.88
% of courses of treatment with removable appliances only - proposed treatment (rolling 12 month period)	0	73	0.0%	1.8%	2.1%
% of courses of treatment with removable appliances only - completed treatment (rolling 12 month period)	2	324	0.6%	1.0%	1.5%
% of patients satisfied with the treatment they have received (rolling 12 month period)	1	1	100.0%	96.7%	95.7%

\* Figures in italics indicate that the base number is less than 100.

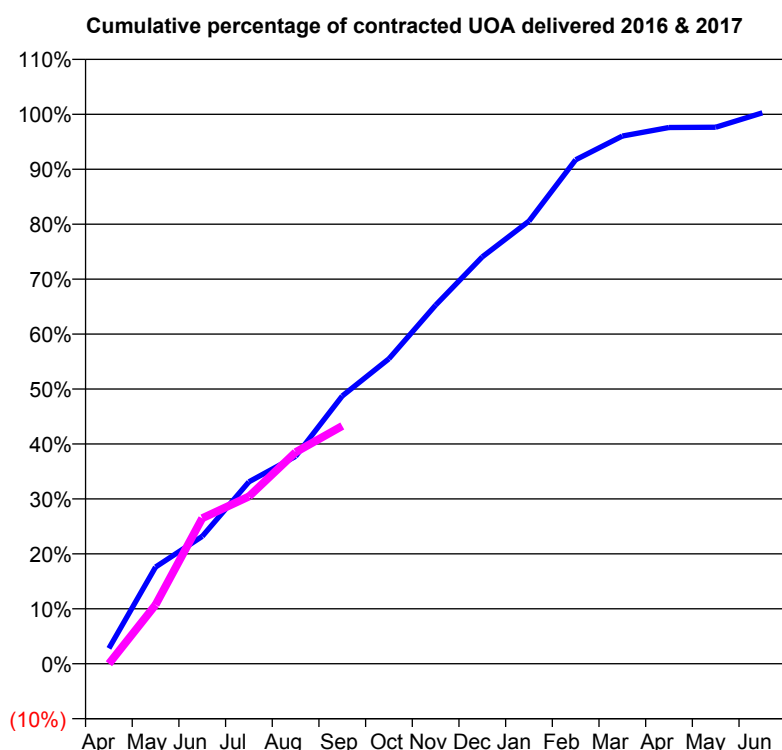
**Q44 - Vital Signs Orthodontic At a Glance Contract Report for 183822/0001 - September 2016**

Name or company name	Peter Baldwin (VHO) Limited
Contract type name	PDS Contract
Purpose of contract	Orthodontic
Contract start date	01/05/2012
Contract end date	31/03/2018

16/17 Contracted general activity (UDA)	0
Carry forward general activity (UDA)	0
16/17 Contracted orthodontic activity (UOA)	8,789
Carry forward orthodontic activity (UOA)	0
Baseline contract value	£584,436.47

**ACCESS**

	Contract	England and Wales
24 month ratio of assessments to patient IDs	1.17	1.10

**ACTIVITY**


Month	Adjusted Scheduled Activity (UOA)	
	2016	2017
April	246	0
May	1,548	943
June	2,038	2,329
July	2,910	2,676
August	3,317	3,383
September	4,284	3,803
October	4,878	
November	5,736	
December	6,508	
January	7,080	
February	8,061	
March	8,441	
April	8,577	
May	8,581	
June	8,812	

**QUALITY**

	Contract Quantity	Contract Base Number	Contract *	Region	England
% of all assessments that were assess and fit appliances (rolling 12 month period)	378	773	48.9%	54.2%	54.1%
% of all assessments that were assess and refuse (rolling 12 month period)	136	773	17.6%	12.5%	12.4%
% of all assessments that were assess and review (rolling 12 month period)	259	773	33.5%	33.3%	33.5%
% of terminated courses where treatment was abandoned or discontinued (rolling 12 month period)	9	306	2.9%	7.4%	7.2%
% of completed treatments indicating that PAR score was taken (year to date)	107	171	62.6%	55.7%	58.9%
Rate of removable appliances per 100 fixed appliances - proposed treatment (rolling 12 month period)	1	745	0.13	5.51	5.66
Rate of removable appliances per 100 fixed appliances - completed treatment (rolling 12 month period)	3	586	0.51	4.71	4.88
% of courses of treatment with removable appliances only - proposed treatment (rolling 12 month period)	1	378	0.3%	1.8%	2.1%
% of courses of treatment with removable appliances only - completed treatment (rolling 12 month period)	3	297	1.0%	1.0%	1.5%
% of patients satisfied with the treatment they have received (rolling 12 month period)	9	10	90.0%	96.7%	95.7%

\* Figures in italics indicate that the base number is less than 100.

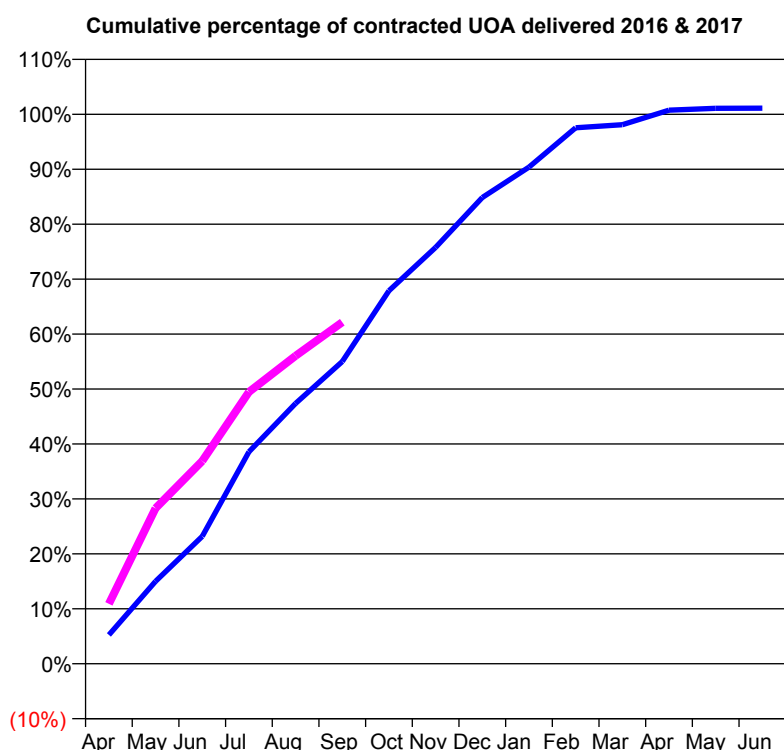
**Q44 - Vital Signs Orthodontic At a Glance Contract Report for 187445/0001 - September 2016**

Name or company name	Russell, Cumberbirch and Hain
Contract type name	PDS Contract
Purpose of contract	Orthodontic
Contract start date	01/04/2012
Contract end date	31/03/2018

16/17 Contracted general activity (UDA)	0
Carry forward general activity (UDA)	0
16/17 Contracted orthodontic activity (UOA)	13,029
Carry forward orthodontic activity (UOA)	0
Baseline contract value	£863,371.06

**ACCESS**

	Contract	England and Wales
24 month ratio of assessments to patient IDs	1.08	1.10

**ACTIVITY**


Month	Adjusted Scheduled Activity (UOA)	
	2016	2017
April	683	1,422
May	1,955	3,688
June	3,022	4,806
July	5,026	6,445
August	6,172	7,302
September	7,167	8,098
October	8,844	
November	9,873	
December	11,055	
January	11,775	
February	12,707	
March	12,780	
April	13,126	
May	13,169	
June	13,171	

**QUALITY**

	Contract Quantity	Contract Base Number	Contract *	Region	England
% of all assessments that were assess and fit appliances (rolling 12 month period)	643	1,307	49.2%	54.2%	54.1%
% of all assessments that were assess and refuse (rolling 12 month period)	145	1,307	11.1%	12.5%	12.4%
% of all assessments that were assess and review (rolling 12 month period)	519	1,307	39.7%	33.3%	33.5%
% of terminated courses where treatment was abandoned or discontinued (rolling 12 month period)	24	534	4.5%	7.4%	7.2%
% of completed treatments indicating that PAR score was taken (year to date)	259	291	89.0%	55.7%	58.9%
Rate of removable appliances per 100 fixed appliances - proposed treatment (rolling 12 month period)	181	1,213	14.92	5.51	5.66
Rate of removable appliances per 100 fixed appliances - completed treatment (rolling 12 month period)	107	913	11.72	4.71	4.88
% of courses of treatment with removable appliances only - proposed treatment (rolling 12 month period)	7	643	1.1%	1.8%	2.1%
% of courses of treatment with removable appliances only - completed treatment (rolling 12 month period)	4	510	0.8%	1.0%	1.5%
% of patients satisfied with the treatment they have received (rolling 12 month period)	28	28	100.0%	96.7%	95.7%

\* Figures in italics indicate that the base number is less than 100.

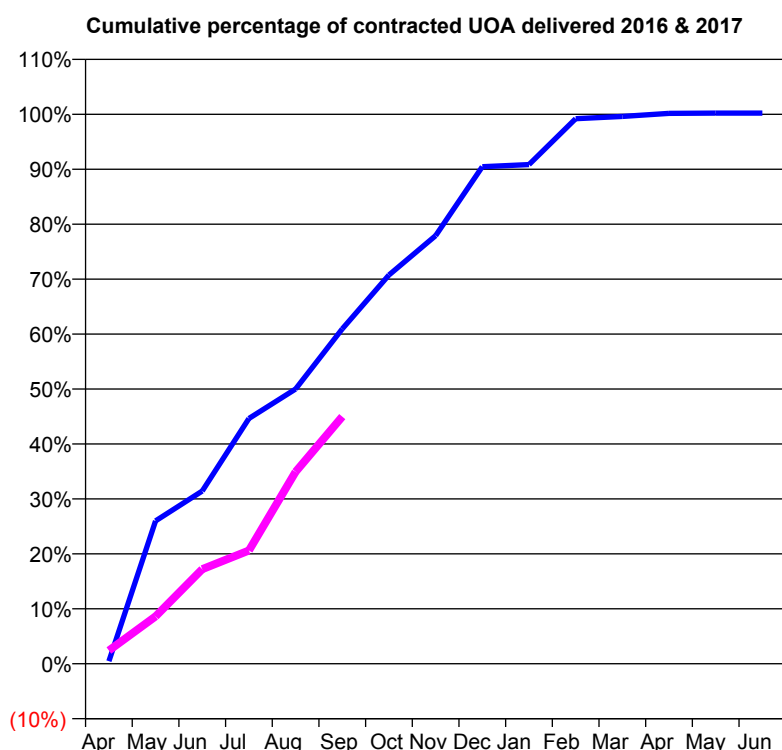
**Q44 - Vital Signs Orthodontic At a Glance Contract Report for 194468/0001 - September 2016**

Name or company name	West House (AOM) LTD
Contract type name	PDS Contract
Purpose of contract	Orthodontic
Contract start date	01/04/2011
Contract end date	31/03/2018

16/17 Contracted general activity (UDA)	0
Carry forward general activity (UDA)	0
16/17 Contracted orthodontic activity (UOA)	9,614
Carry forward orthodontic activity (UOA)	0
Baseline contract value	£624,365.64

**ACCESS**

	Contract	England and Wales
24 month ratio of assessments to patient IDs	1.07	1.10

**ACTIVITY**


Month	Adjusted Scheduled Activity (UOA)	
	2016	2017
April	46	233
May	2,500	830
June	3,022	1,655
July	4,293	1,981
August	4,806	3,358
September	5,859	4,325
October	6,802	
November	7,489	
December	8,696	
January	8,734	
February	9,536	
March	9,576	
April	9,629	
May	9,633	
June	9,633	

**QUALITY**

	Contract Quantity	Contract Base Number	Contract *	Region	England
% of all assessments that were assess and fit appliances (rolling 12 month period)	369	761	48.5%	54.2%	54.1%
% of all assessments that were assess and refuse (rolling 12 month period)	64	761	8.4%	12.5%	12.4%
% of all assessments that were assess and review (rolling 12 month period)	328	761	43.1%	33.3%	33.5%
% of terminated courses where treatment was abandoned or discontinued (rolling 12 month period)	8	427	1.9%	7.4%	7.2%
% of completed treatments indicating that PAR score was taken (year to date)	173	175	98.9%	55.7%	58.9%
Rate of removable appliances per 100 fixed appliances - proposed treatment (rolling 12 month period)	4	690	0.58	5.51	5.66
Rate of removable appliances per 100 fixed appliances - completed treatment (rolling 12 month period)	8	812	0.99	4.71	4.88
% of courses of treatment with removable appliances only - proposed treatment (rolling 12 month period)	3	369	0.8%	1.8%	2.1%
% of courses of treatment with removable appliances only - completed treatment (rolling 12 month period)	7	419	1.7%	1.0%	1.5%
% of patients satisfied with the treatment they have received (rolling 12 month period)	7	7	100.0%	96.7%	95.7%

\* Figures in italics indicate that the base number is less than 100.

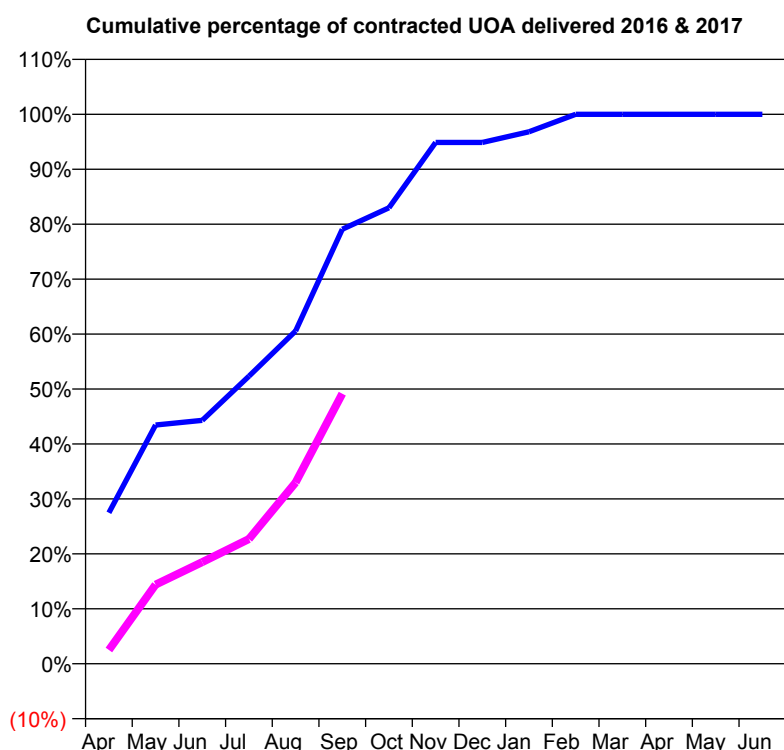
**Q44 - Vital Signs Orthodontic At a Glance Contract Report for 210153/0002 - September 2016**

Name or company name	Latchford Dental Practice Ltd
Contract type name	PDS Contract
Purpose of contract	Orthodontic
Contract start date	01/04/2006
Contract end date	31/03/2018

16/17 Contracted general activity (UDA)	0
Carry forward general activity (UDA)	0
16/17 Contracted orthodontic activity (UOA)	1,070
Carry forward orthodontic activity (UOA)	0
Baseline contract value	£69,350.26

**ACCESS**

	Contract	England and Wales
24 month ratio of assessments to patient IDs	1.17	1.10

**ACTIVITY**


Month	Adjusted Scheduled Activity (UOA)	
	2016	2017
April	294	27
May	465	154
June	474	198
July	560	243
August	648	353
September	846	526
October	888	
November	1,015	
December	1,015	
January	1,036	
February	1,070	
March	1,070	
April	1,070	
May	1,070	
June	1,070	

**QUALITY**

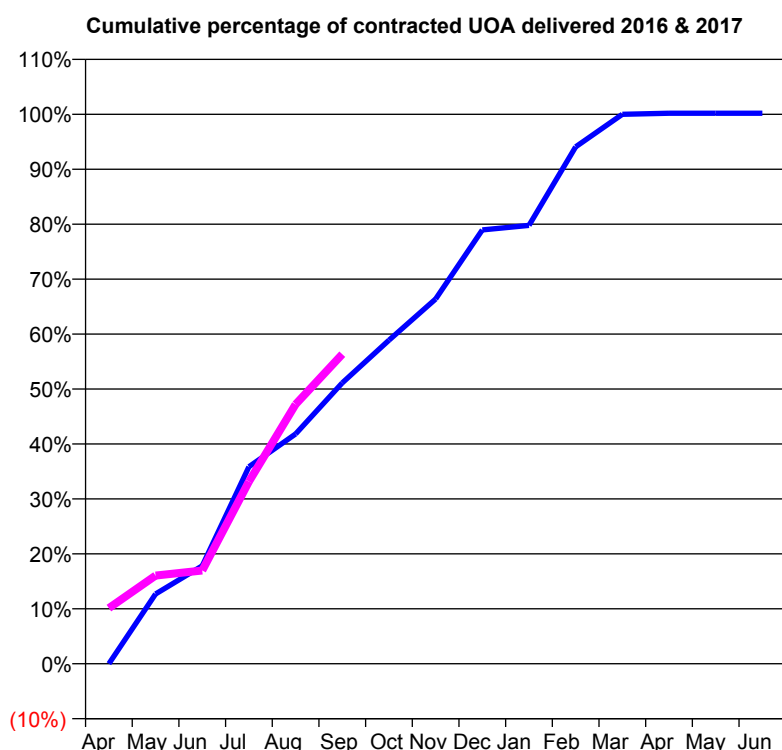
	Contract Quantity	Contract Base Number	Contract *	Region	England
% of all assessments that were assess and fit appliances (rolling 12 month period)	34	70	48.6%	54.2%	54.1%
% of all assessments that were assess and refuse (rolling 12 month period)	3	70	4.3%	12.5%	12.4%
% of all assessments that were assess and review (rolling 12 month period)	33	70	47.1%	33.3%	33.5%
% of terminated courses where treatment was abandoned or discontinued (rolling 12 month period)	1	50	2.0%	7.4%	7.2%
% of completed treatments indicating that PAR score was taken (year to date)	1	1	100.0%	55.7%	58.9%
Rate of removable appliances per 100 fixed appliances - proposed treatment (rolling 12 month period)	0	68	0.00	5.51	5.66
Rate of removable appliances per 100 fixed appliances - completed treatment (rolling 12 month period)	4	95	4.21	4.71	4.88
% of courses of treatment with removable appliances only - proposed treatment (rolling 12 month period)	0	34	0.0%	1.8%	2.1%
% of courses of treatment with removable appliances only - completed treatment (rolling 12 month period)	0	49	0.0%	1.0%	1.5%
% of patients satisfied with the treatment they have received (rolling 12 month period)	0	0	N/A	96.7%	95.7%

\* Figures in italics indicate that the base number is less than 100.

**Q44 - Vital Signs Orthodontic At a Glance Contract Report for 336351/0001 - September 2016**

Name or company name	MISS MM EVANS	16/17 Contracted general activity (UDA)	0
Contract type name	PDS Contract	Carry forward general activity (UDA)	0
Purpose of contract	Orthodontic	16/17 Contracted orthodontic activity (UOA)	2,568
Contract start date	01/04/2006	Carry forward orthodontic activity (UOA)	14
Contract end date	31/03/2018	Baseline contract value	£166,519.05

ACCESS	Contract	England and Wales
24 month ratio of assessments to patient IDs	1.04	1.10

**ACTIVITY**


Month	Adjusted Scheduled Activity (UOA)	
	2016	2017
April	0	260
May	326	412
June	458	436
July	921	852
August	1,074	1,213
September	1,313	1,447
October	1,512	
November	1,705	
December	2,028	
January	2,049	
February	2,416	
March	2,568	
April	2,573	
May	2,573	
June	2,573	

**QUALITY**

	Contract Quantity	Contract Base Number	Contract *	Region	England
% of all assessments that were assess and fit appliances (rolling 12 month period)	126	198	63.6%	54.2%	54.1%
% of all assessments that were assess and refuse (rolling 12 month period)	30	198	15.2%	12.5%	12.4%
% of all assessments that were assess and review (rolling 12 month period)	42	198	21.2%	33.3%	33.5%
% of terminated courses where treatment was abandoned or discontinued (rolling 12 month period)	8	101	7.9%	7.4%	7.2%
% of completed treatments indicating that PAR score was taken (year to date)	40	48	83.3%	55.7%	58.9%
Rate of removable appliances per 100 fixed appliances - proposed treatment (rolling 12 month period)	8	241	3.32	5.51	5.66
Rate of removable appliances per 100 fixed appliances - completed treatment (rolling 12 month period)	1	181	0.55	4.71	4.88
% of courses of treatment with removable appliances only - proposed treatment (rolling 12 month period)	0	126	0.0%	1.8%	2.1%
% of courses of treatment with removable appliances only - completed treatment (rolling 12 month period)	1	93	1.1%	1.0%	1.5%
% of patients satisfied with the treatment they have received (rolling 12 month period)	2	2	100.0%	96.7%	95.7%

\* Figures in italics indicate that the base number is less than 100.



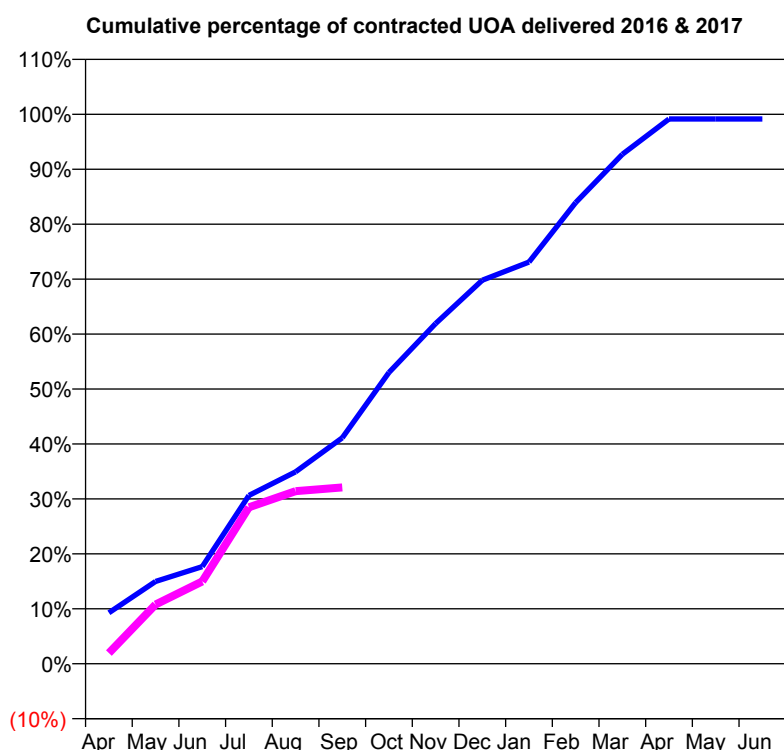
**Q44 - Vital Signs Orthodontic At a Glance Contract Report for 363340/0007 - September 2016**

Name or company name	MISS SA HEPENSTAL
Contract type name	PDS Contract
Purpose of contract	Orthodontic
Contract start date	01/01/2011
Contract end date	31/03/2018

16/17 Contracted general activity (UDA)	0
Carry forward general activity (UDA)	0
16/17 Contracted orthodontic activity (UOA)	3,235
Carry forward orthodontic activity (UOA)	0
Baseline contract value	£217,191.27

**ACCESS**

	Contract	England and Wales
24 month ratio of assessments to patient IDs	1.06	1.10

**ACTIVITY**


Month	Adjusted Scheduled Activity (UOA)	
	2016	2017
April	300	63
May	485	349
June	572	485
July	991	921
August	1,130	1,016
September	1,330	1,038
October	1,715	
November	2,003	
December	2,258	
January	2,365	
February	2,715	
March	2,999	
April	3,207	
May	3,207	
June	3,207	

**QUALITY**

	Contract Quantity	Contract Base Number	Contract *	Region	England
% of all assessments that were assess and fit appliances (rolling 12 month period)	136	268	50.7%	54.2%	54.1%
% of all assessments that were assess and refuse (rolling 12 month period)	36	268	13.4%	12.5%	12.4%
% of all assessments that were assess and review (rolling 12 month period)	96	268	35.8%	33.3%	33.5%
% of terminated courses where treatment was abandoned or discontinued (rolling 12 month period)	3	134	2.2%	7.4%	7.2%
% of completed treatments indicating that PAR score was taken (year to date)	40	61	65.6%	55.7%	58.9%
Rate of removable appliances per 100 fixed appliances - proposed treatment (rolling 12 month period)	10	260	3.85	5.51	5.66
Rate of removable appliances per 100 fixed appliances - completed treatment (rolling 12 month period)	7	246	2.85	4.71	4.88
% of courses of treatment with removable appliances only - proposed treatment (rolling 12 month period)	3	136	2.2%	1.8%	2.1%
% of courses of treatment with removable appliances only - completed treatment (rolling 12 month period)	6	131	4.6%	1.0%	1.5%
% of patients satisfied with the treatment they have received (rolling 12 month period)	5	5	100.0%	96.7%	95.7%

\* Figures in italics indicate that the base number is less than 100.

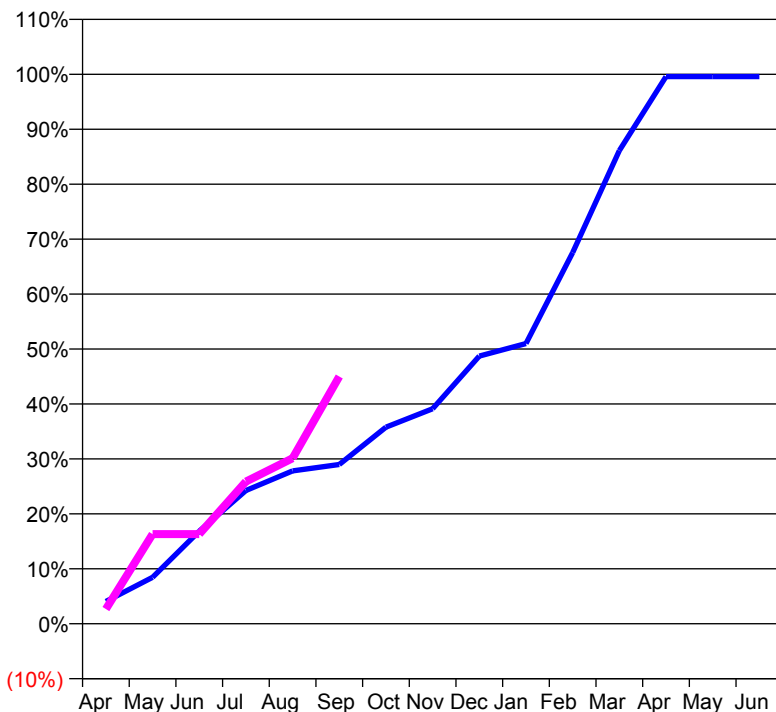
**Q44 - Vital Signs Orthodontic At a Glance Contract Report for 675857/0001 - September 2016**

Name or company name	MR JW DWYER
Contract type name	PDS Contract
Purpose of contract	Orthodontic
Contract start date	01/04/2010
Contract end date	31/03/2018

16/17 Contracted general activity (UDA)	0
Carry forward general activity (UDA)	0
16/17 Contracted orthodontic activity (UOA)	2,048
Carry forward orthodontic activity (UOA)	8
Baseline contract value	£132,771.50

**ACCESS**

	Contract	England and Wales
24 month ratio of assessments to patient IDs	1.00	1.10

**ACTIVITY**
**Cumulative percentage of contracted UOA delivered 2016 & 2017**

**Adjusted Scheduled Activity (UOA)**

Month	2016	2017
April	83	55
May	173	334
June	345	334
July	497	530
August	570	617
September	594	922
October	733	
November	802	
December	998	
January	1,045	
February	1,384	
March	1,764	
April	2,040	
May	2,040	
June	2,040	

**QUALITY**

	Contract Quantity	Contract Base Number	Contract *	Region	England
% of all assessments that were assess and fit appliances (rolling 12 month period)	110	174	63.2%	54.2%	54.1%
% of all assessments that were assess and refuse (rolling 12 month period)	30	174	17.2%	12.5%	12.4%
% of all assessments that were assess and review (rolling 12 month period)	34	174	19.5%	33.3%	33.5%
% of terminated courses where treatment was abandoned or discontinued (rolling 12 month period)	1	57	1.8%	7.4%	7.2%
% of completed treatments indicating that PAR score was taken (year to date)	21	23	91.3%	55.7%	58.9%
Rate of removable appliances per 100 fixed appliances - proposed treatment (rolling 12 month period)	9	220	4.09	5.51	5.66
Rate of removable appliances per 100 fixed appliances - completed treatment (rolling 12 month period)	1	110	0.91	4.71	4.88
% of courses of treatment with removable appliances only - proposed treatment (rolling 12 month period)	0	110	0.0%	1.8%	2.1%
% of courses of treatment with removable appliances only - completed treatment (rolling 12 month period)	1	56	1.8%	1.0%	1.5%
% of patients satisfied with the treatment they have received (rolling 12 month period)	4	4	100.0%	96.7%	95.7%

\* Figures in italics indicate that the base number is less than 100.

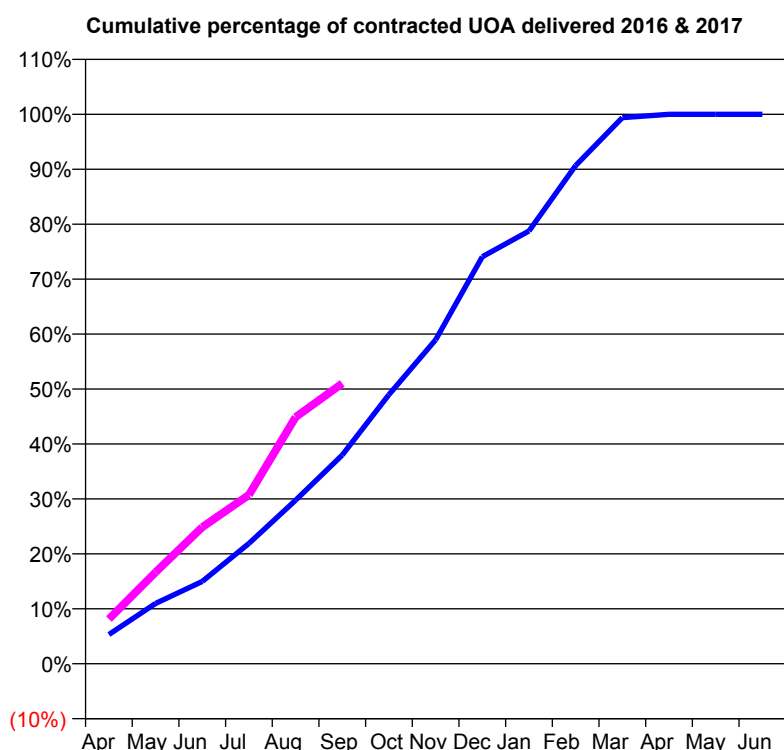
**Q44 - Vital Signs Orthodontic At a Glance Contract Report for 678015/0001 - September 2016**

Name or company name	MRS MJ BRINDLEY
Contract type name	PDS Contract
Purpose of contract	Orthodontic
Contract start date	13/06/2014
Contract end date	31/03/2018

16/17 Contracted general activity (UDA)	0
Carry forward general activity (UDA)	0
16/17 Contracted orthodontic activity (UOA)	10,036
Carry forward orthodontic activity (UOA)	0
Baseline contract value	£676,537.10

**ACCESS**

	Contract	England and Wales
24 month ratio of assessments to patient IDs	1.06	1.10

**ACTIVITY**


Month	Adjusted Scheduled Activity (UOA)	
	2016	2017
April	534	818
May	1,103	1,671
June	1,504	2,495
July	2,198	3,085
August	2,988	4,505
September	3,812	5,121
October	4,917	
November	5,916	
December	7,433	
January	7,905	
February	9,101	
March	9,975	
April	10,036	
May	10,036	
June	10,036	

**QUALITY**

	Contract Quantity	Contract Base Number	Contract *	Region	England
% of all assessments that were assess and fit appliances (rolling 12 month period)	526	937	56.1%	54.2%	54.1%
% of all assessments that were assess and refuse (rolling 12 month period)	171	937	18.2%	12.5%	12.4%
% of all assessments that were assess and review (rolling 12 month period)	240	937	25.6%	33.3%	33.5%
% of terminated courses where treatment was abandoned or discontinued (rolling 12 month period)	14	425	3.3%	7.4%	7.2%
% of completed treatments indicating that PAR score was taken (year to date)	184	186	98.9%	55.7%	58.9%
Rate of removable appliances per 100 fixed appliances - proposed treatment (rolling 12 month period)	56	1,043	5.37	5.51	5.66
Rate of removable appliances per 100 fixed appliances - completed treatment (rolling 12 month period)	72	807	8.92	4.71	4.88
% of courses of treatment with removable appliances only - proposed treatment (rolling 12 month period)	0	526	0.0%	1.8%	2.1%
% of courses of treatment with removable appliances only - completed treatment (rolling 12 month period)	1	411	0.2%	1.0%	1.5%
% of patients satisfied with the treatment they have received (rolling 12 month period)	8	8	100.0%	96.7%	95.7%

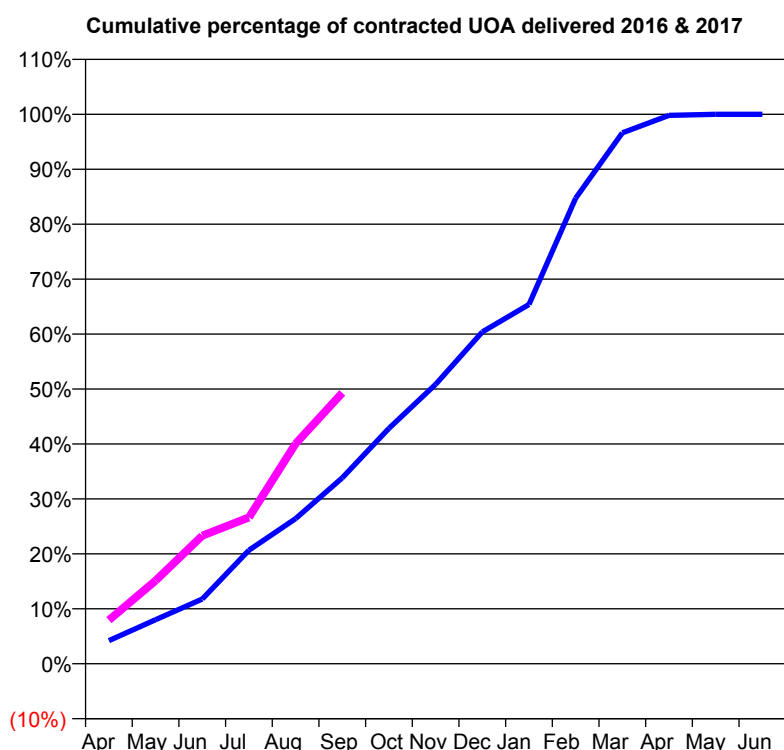
\* Figures in italics indicate that the base number is less than 100.

**Q44 - Vital Signs Orthodontic At a Glance Contract Report for 678015/0002 - September 2016**

Name or company name	MRS MJ BRINDLEY	16/17 Contracted general activity (UDA)	0
Contract type name	PDS Contract	Carry forward general activity (UDA)	0
Purpose of contract	Orthodontic	16/17 Contracted orthodontic activity (UOA)	10,000
Contract start date	13/06/2014	Carry forward orthodontic activity (UOA)	0
Contract end date	31/03/2018	Baseline contract value	£581,699.74

**ACCESS**

	Contract	England and Wales
24 month ratio of assessments to patient IDs	1.07	1.10

**ACTIVITY**


Month	Adjusted Scheduled Activity (UOA)	
	2016	2017
April	420	795
May	801	1,514
June	1,178	2,332
July	2,067	2,663
August	2,642	4,006
September	3,384	4,930
October	4,284	
November	5,086	
December	6,038	
January	6,538	
February	8,474	
March	9,662	
April	9,979	
May	10,000	
June	10,000	

**QUALITY**

	Contract Quantity	Contract Base Number	Contract *	Region	England
% of all assessments that were assess and fit appliances (rolling 12 month period)	530	983	53.9%	54.2%	54.1%
% of all assessments that were assess and refuse (rolling 12 month period)	178	983	18.1%	12.5%	12.4%
% of all assessments that were assess and review (rolling 12 month period)	275	983	28.0%	33.3%	33.5%
% of terminated courses where treatment was abandoned or discontinued (rolling 12 month period)	13	493	2.6%	7.4%	7.2%
% of completed treatments indicating that PAR score was taken (year to date)	260	265	98.1%	55.7%	58.9%
Rate of removable appliances per 100 fixed appliances - proposed treatment (rolling 12 month period)	55	1,039	5.29	5.51	5.66
Rate of removable appliances per 100 fixed appliances - completed treatment (rolling 12 month period)	75	951	7.89	4.71	4.88
% of courses of treatment with removable appliances only - proposed treatment (rolling 12 month period)	5	530	0.9%	1.8%	2.1%
% of courses of treatment with removable appliances only - completed treatment (rolling 12 month period)	1	480	0.2%	1.0%	1.5%
% of patients satisfied with the treatment they have received (rolling 12 month period)	14	14	100.0%	96.7%	95.7%

\* Figures in italics indicate that the base number is less than 100.

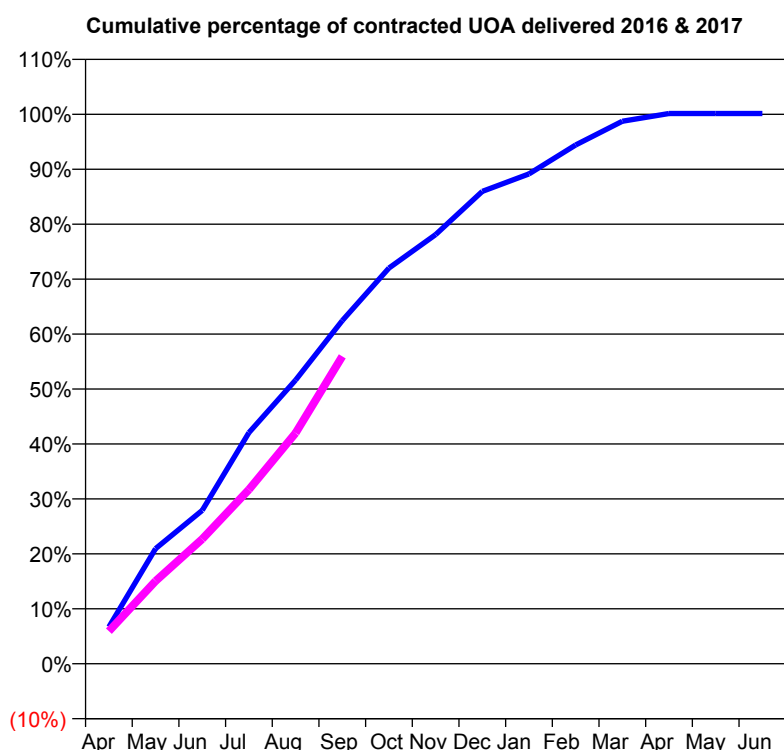
**Q44 - Vital Signs Orthodontic At a Glance Contract Report for 736422/0001 - September 2016**

Name or company name	MR CI LOWE
Contract type name	PDS Contract
Purpose of contract	Orthodontic
Contract start date	01/04/2006
Contract end date	31/03/2018

16/17 Contracted general activity (UDA)	0
Carry forward general activity (UDA)	0
16/17 Contracted orthodontic activity (UOA)	16,355
Carry forward orthodontic activity (UOA)	0
Baseline contract value	£1,120,087.31

**ACCESS**

	Contract	England and Wales
24 month ratio of assessments to patient IDs	1.14	1.10

**ACTIVITY**


Month	Adjusted Scheduled Activity (UOA)	
	2016	2017
April	1,096	969
May	3,429	2,463
June	4,568	3,714
July	6,879	5,187
August	8,443	6,867
September	10,214	9,151
October	11,779	
November	12,773	
December	14,059	
January	14,580	
February	15,443	
March	16,149	
April	16,378	
May	16,378	
June	16,378	

**QUALITY**

	Contract Quantity	Contract Base Number	Contract *	Region	England
% of all assessments that were assess and fit appliances (rolling 12 month period)	702	1,323	53.1%	54.2%	54.1%
% of all assessments that were assess and refuse (rolling 12 month period)	144	1,323	10.9%	12.5%	12.4%
% of all assessments that were assess and review (rolling 12 month period)	477	1,323	36.1%	33.3%	33.5%
% of terminated courses where treatment was abandoned or discontinued (rolling 12 month period)	62	687	9.0%	7.4%	7.2%
% of completed treatments indicating that PAR score was taken (year to date)	18	326	5.5%	55.7%	58.9%
Rate of removable appliances per 100 fixed appliances - proposed treatment (rolling 12 month period)	44	1,372	3.21	5.51	5.66
Rate of removable appliances per 100 fixed appliances - completed treatment (rolling 12 month period)	43	1,228	3.50	4.71	4.88
% of courses of treatment with removable appliances only - proposed treatment (rolling 12 month period)	3	702	0.4%	1.8%	2.1%
% of courses of treatment with removable appliances only - completed treatment (rolling 12 month period)	1	625	0.2%	1.0%	1.5%
% of patients satisfied with the treatment they have received (rolling 12 month period)	26	26	100.0%	96.7%	95.7%

\* Figures in italics indicate that the base number is less than 100.

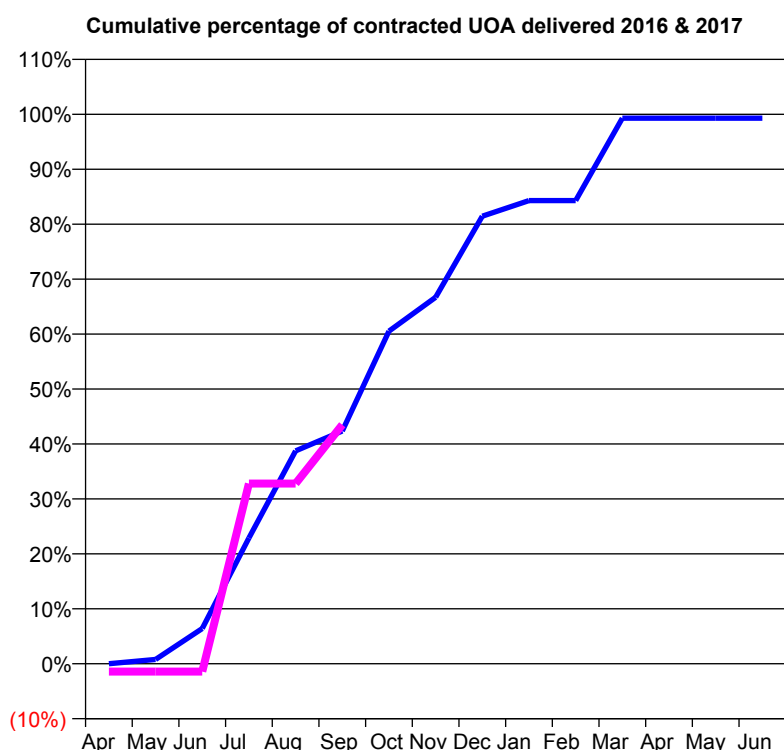
**Q44 - Vital Signs Orthodontic At a Glance Contract Report for 745596/0001 - September 2016**

Name or company name	MR JP MEISNER
Contract type name	PDS Contract
Purpose of contract	Orthodontic
Contract start date	01/04/2006
Contract end date	31/03/2018

16/17 Contracted general activity (UDA)	0
Carry forward general activity (UDA)	0
16/17 Contracted orthodontic activity (UOA)	3,131
Carry forward orthodontic activity (UOA)	45
Baseline contract value	£203,023.64

**ACCESS**

	Contract	England and Wales
24 month ratio of assessments to patient IDs	1.08	1.10

**ACTIVITY**


Month	Adjusted Scheduled Activity (UOA)	
	2016	2017
April	0	-45
May	25	-45
June	201	-45
July	717	1,027
August	1,213	1,027
September	1,326	1,362
October	1,895	
November	2,088	
December	2,550	
January	2,639	
February	2,639	
March	3,109	
April	3,109	
May	3,109	
June	3,109	

**QUALITY**

	Contract Quantity	Contract Base Number	Contract *	Region	England
% of all assessments that were assess and fit appliances (rolling 12 month period)	145	331	43.8%	54.2%	54.1%
% of all assessments that were assess and refuse (rolling 12 month period)	93	331	28.1%	12.5%	12.4%
% of all assessments that were assess and review (rolling 12 month period)	93	331	28.1%	33.3%	33.5%
% of terminated courses where treatment was abandoned or discontinued (rolling 12 month period)	9	127	7.1%	7.4%	7.2%
% of completed treatments indicating that PAR score was taken (year to date)	63	80	78.8%	55.7%	58.9%
Rate of removable appliances per 100 fixed appliances - proposed treatment (rolling 12 month period)	3	279	1.08	5.51	5.66
Rate of removable appliances per 100 fixed appliances - completed treatment (rolling 12 month period)	1	222	0.45	4.71	4.88
% of courses of treatment with removable appliances only - proposed treatment (rolling 12 month period)	0	145	0.0%	1.8%	2.1%
% of courses of treatment with removable appliances only - completed treatment (rolling 12 month period)	0	118	0.0%	1.0%	1.5%
% of patients satisfied with the treatment they have received (rolling 12 month period)	8	8	100.0%	96.7%	95.7%

\* Figures in italics indicate that the base number is less than 100.

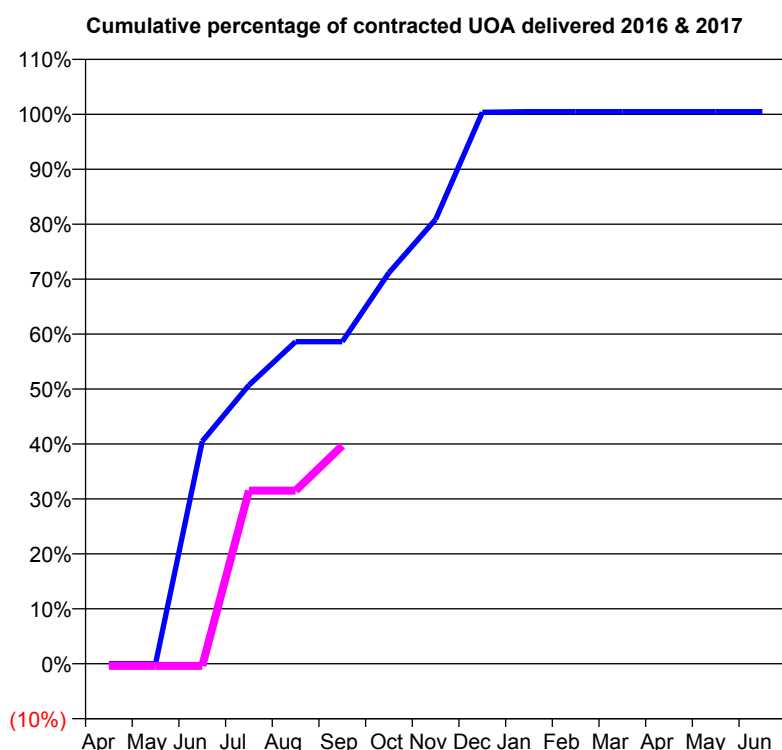
**Q44 - Vital Signs Orthodontic At a Glance Contract Report for 745596/0002 - September 2016**

Name or company name	MR JP MEISNER
Contract type name	PDS Contract
Purpose of contract	Orthodontic
Contract start date	01/04/2006
Contract end date	31/03/2018

16/17 Contracted general activity (UDA)	0
Carry forward general activity (UDA)	0
16/17 Contracted orthodontic activity (UOA)	2,479
Carry forward orthodontic activity (UOA)	10
Baseline contract value	£150,431.30

**ACCESS**

	Contract	England and Wales
24 month ratio of assessments to patient IDs	1.06	1.10

**ACTIVITY**


Month	Adjusted Scheduled Activity (UOA)	
	2016	2017
April	0	-10
May	0	-10
June	1,004	-10
July	1,257	781
August	1,453	781
September	1,453	984
October	1,764	
November	2,005	
December	2,488	
January	2,491	
February	2,491	
March	2,491	
April	2,491	
May	2,491	
June	2,491	

**QUALITY**

	Contract Quantity	Contract Base Number	Contract *	Region	England
% of all assessments that were assess and fit appliances (rolling 12 month period)	91	212	42.9%	54.2%	54.1%
% of all assessments that were assess and refuse (rolling 12 month period)	30	212	14.2%	12.5%	12.4%
% of all assessments that were assess and review (rolling 12 month period)	91	212	42.9%	33.3%	33.5%
% of terminated courses where treatment was abandoned or discontinued (rolling 12 month period)	4	115	3.5%	7.4%	7.2%
% of completed treatments indicating that PAR score was taken (year to date)	84	97	86.6%	55.7%	58.9%
Rate of removable appliances per 100 fixed appliances - proposed treatment (rolling 12 month period)	4	173	2.31	5.51	5.66
Rate of removable appliances per 100 fixed appliances - completed treatment (rolling 12 month period)	1	207	0.48	4.71	4.88
% of courses of treatment with removable appliances only - proposed treatment (rolling 12 month period)	0	91	0.0%	1.8%	2.1%
% of courses of treatment with removable appliances only - completed treatment (rolling 12 month period)	1	111	0.9%	1.0%	1.5%
% of patients satisfied with the treatment they have received (rolling 12 month period)	1	1	100.0%	96.7%	95.7%

\* Figures in italics indicate that the base number is less than 100.

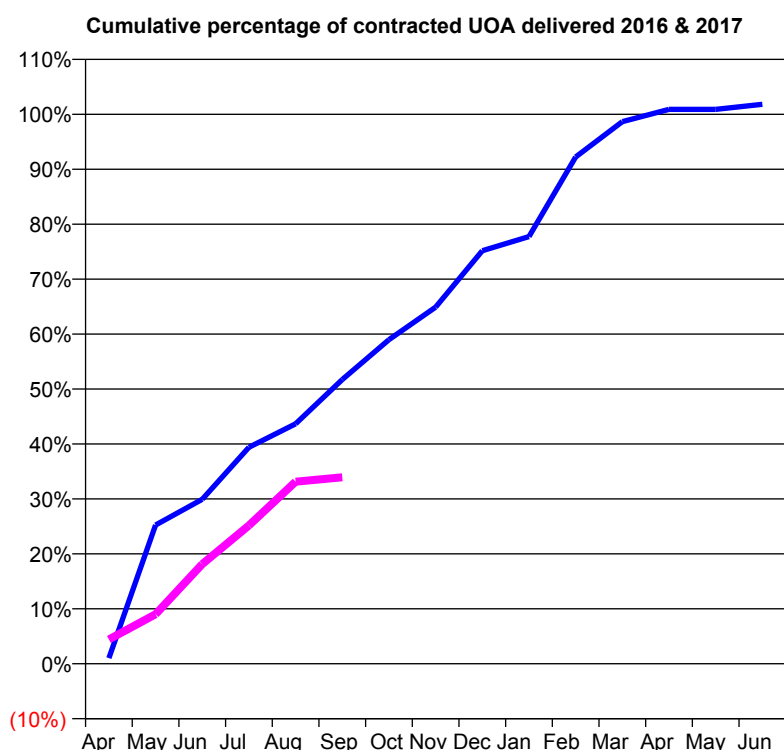
**Q44 - Vital Signs Orthodontic At a Glance Contract Report for 751928/0001 - September 2016**

Name or company name	MISS JR GLEDHILL
Contract type name	PDS Contract
Purpose of contract	Orthodontic
Contract start date	01/04/2006
Contract end date	31/03/2018

16/17 Contracted general activity (UDA)	0
Carry forward general activity (UDA)	0
16/17 Contracted orthodontic activity (UOA)	11,958
Carry forward orthodontic activity (UOA)	0
Baseline contract value	£793,457.51

**ACCESS**

	Contract	England and Wales
24 month ratio of assessments to patient IDs	1.06	1.10

**ACTIVITY**


Month	Adjusted Scheduled Activity (UOA)	
	2016	2017
April	124	531
May	3,020	1,079
June	3,580	2,168
July	4,710	3,010
August	5,221	3,963
September	6,186	4,059
October	7,054	
November	7,762	
December	8,989	
January	9,295	
February	11,028	
March	11,797	
April	12,063	
May	12,063	
June	12,175	

**QUALITY**

	Contract Quantity	Contract Base Number	Contract *	Region	England
% of all assessments that were assess and fit appliances (rolling 12 month period)	464	1,081	42.9%	54.2%	54.1%
% of all assessments that were assess and refuse (rolling 12 month period)	142	1,081	13.1%	12.5%	12.4%
% of all assessments that were assess and review (rolling 12 month period)	475	1,081	43.9%	33.3%	33.5%
% of terminated courses where treatment was abandoned or discontinued (rolling 12 month period)	4	470	0.9%	7.4%	7.2%
% of completed treatments indicating that PAR score was taken (year to date)	210	228	92.1%	55.7%	58.9%
Rate of removable appliances per 100 fixed appliances - proposed treatment (rolling 12 month period)	93	858	10.84	5.51	5.66
Rate of removable appliances per 100 fixed appliances - completed treatment (rolling 12 month period)	143	881	16.23	4.71	4.88
% of courses of treatment with removable appliances only - proposed treatment (rolling 12 month period)	22	464	4.7%	1.8%	2.1%
% of courses of treatment with removable appliances only - completed treatment (rolling 12 month period)	21	466	4.5%	1.0%	1.5%
% of patients satisfied with the treatment they have received (rolling 12 month period)	11	12	91.7%	96.7%	95.7%

\* Figures in italics indicate that the base number is less than 100.

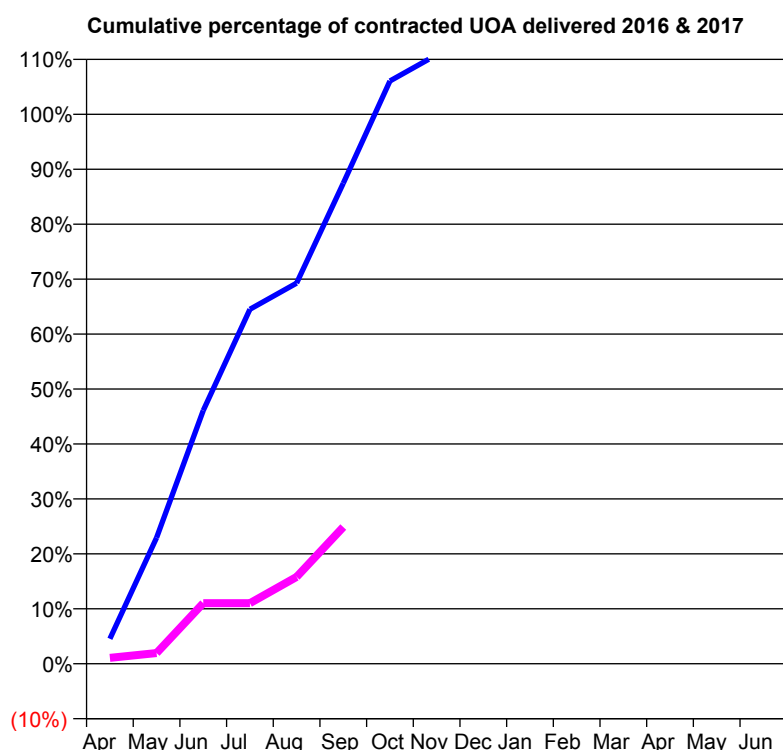


**Q44 - Vital Signs Orthodontic At a Glance Contract Report for 811289/0002 - September 2016**

Name or company name	MR WD SCOTT	16/17 Contracted general activity (UDA)	0
Contract type name	PDS Contract	Carry forward general activity (UDA)	0
Purpose of contract	Orthodontic	16/17 Contracted orthodontic activity (UOA)	462
Contract start date	01/04/2006	Carry forward orthodontic activity (UOA)	0
Contract end date	31/03/2018	Baseline contract value	£29,547.21

**ACCESS**

	Contract	England and Wales
24 month ratio of assessments to patient IDs	1.03	1.10

**ACTIVITY**


Month	Adjusted Scheduled Activity (UOA)	
	2016	2017
April	21	5
May	106	9
June	213	51
July	298	51
August	320	73
September	404	115
October	490	
November	512	
December	558	
January	558	
February	558	
March	558	
April	558	
May	558	
June	558	

**QUALITY**

	Contract Quantity	Contract Base Number	Contract *	Region	England
% of all assessments that were assess and fit appliances (rolling 12 month period)	19	24	79.2%	54.2%	54.1%
% of all assessments that were assess and refuse (rolling 12 month period)	4	24	16.7%	12.5%	12.4%
% of all assessments that were assess and review (rolling 12 month period)	1	24	4.2%	33.3%	33.5%
% of terminated courses where treatment was abandoned or discontinued (rolling 12 month period)	1	15	6.7%	7.4%	7.2%
% of completed treatments indicating that PAR score was taken (year to date)	10	10	100.0%	55.7%	58.9%
Rate of removable appliances per 100 fixed appliances - proposed treatment (rolling 12 month period)	4	26	15.38	5.51	5.66
Rate of removable appliances per 100 fixed appliances - completed treatment (rolling 12 month period)	0	28	0.00	4.71	4.88
% of courses of treatment with removable appliances only - proposed treatment (rolling 12 month period)	4	19	21.1%	1.8%	2.1%
% of courses of treatment with removable appliances only - completed treatment (rolling 12 month period)	0	14	0.0%	1.0%	1.5%
% of patients satisfied with the treatment they have received (rolling 12 month period)	0	0	N/A	96.7%	95.7%

\* Figures in italics indicate that the base number is less than 100.

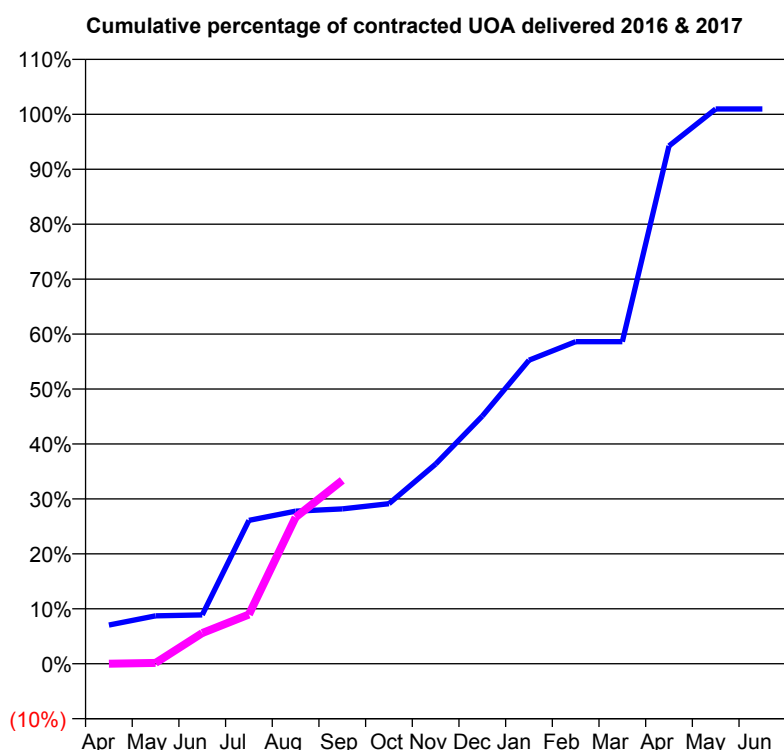
**Q45 - Vital Signs Orthodontic At a Glance Contract Report for 101338/0082 - September 2016**

Name or company name	Whitecross Dental Care Limited
Contract type name	GDS Contract
Purpose of contract	General and Orthodontic
Contract start date	01/04/2009
Contract end date	

16/17 Contracted general activity (UDA)	18,500
Carry forward general activity (UDA)	0
16/17 Contracted orthodontic activity (UOA)	1,249
Carry forward orthodontic activity (UOA)	0
Baseline contract value	£595,395.99

**ACCESS**

	Contract	England and Wales
24 month ratio of assessments to patient IDs	1.03	1.10

**ACTIVITY**


Month	Adjusted Scheduled Activity (UOA)	
	2016	2017
April	88	0
May	109	2
June	111	70
July	326	112
August	347	333
September	352	417
October	364	
November	454	
December	563	
January	690	
February	732	
March	732	
April	1,177	
May	1,261	
June	1,261	

**QUALITY**

	Contract Quantity	Contract Base Number	Contract *	Region	England
% of all assessments that were assess and fit appliances (rolling 12 month period)	61	104	58.7%	54.2%	54.1%
% of all assessments that were assess and refuse (rolling 12 month period)	24	104	23.1%	12.5%	12.4%
% of all assessments that were assess and review (rolling 12 month period)	19	104	18.3%	33.3%	33.5%
% of terminated courses where treatment was abandoned or discontinued (rolling 12 month period)	0	7	0.0%	7.4%	7.2%
% of completed treatments indicating that PAR score was taken (year to date)	2	3	66.7%	55.7%	58.9%
Rate of removable appliances per 100 fixed appliances - proposed treatment (rolling 12 month period)	3	119	2.52	5.51	5.66
Rate of removable appliances per 100 fixed appliances - completed treatment (rolling 12 month period)	1	12	8.33	4.71	4.88
% of courses of treatment with removable appliances only - proposed treatment (rolling 12 month period)	0	61	0.0%	1.8%	2.1%
% of courses of treatment with removable appliances only - completed treatment (rolling 12 month period)	0	7	0.0%	1.0%	1.5%
% of patients satisfied with the treatment they have received (rolling 12 month period)	1	1	100.0%	96.7%	95.7%

\* Figures in italics indicate that the base number is less than 100.

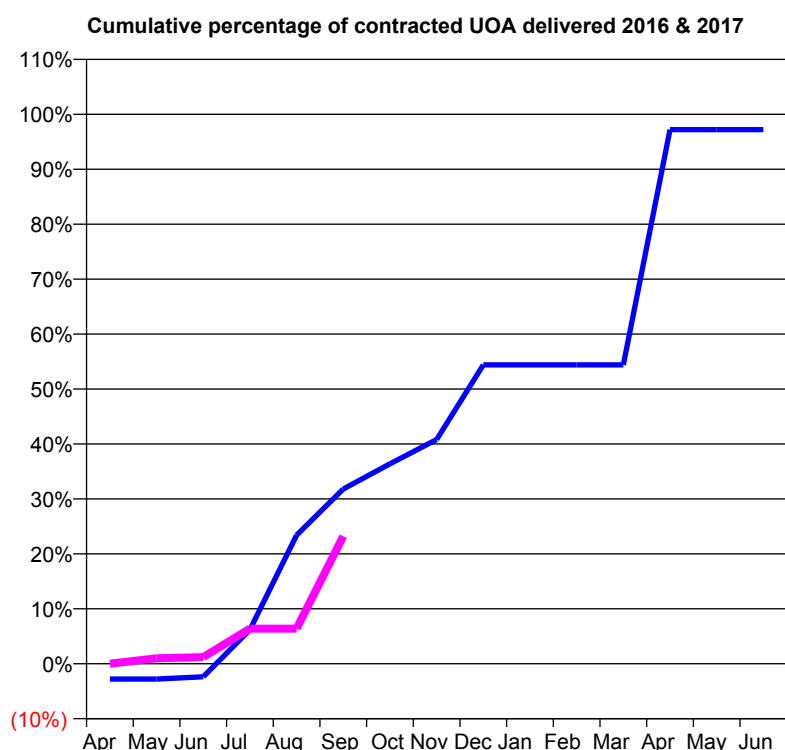
**Q45 - Vital Signs Orthodontic At a Glance Contract Report for 101338/0083 - September 2016**

Name or company name	Whitecross Dental Care Limited
Contract type name	GDS Contract
Purpose of contract	General and Orthodontic
Contract start date	01/04/2009
Contract end date	

16/17 Contracted general activity (UDA)	25,906
Carry forward general activity (UDA)	0
16/17 Contracted orthodontic activity (UOA)	500
Carry forward orthodontic activity (UOA)	0
Baseline contract value	£752,763.85

**ACCESS**

	Contract	England and Wales
24 month ratio of assessments to patient IDs	1.06	1.10

**ACTIVITY**


Month	Adjusted Scheduled Activity (UOA)	
	2016	2017
April	-14	0
May	-14	5
June	-12	6
July	31	32
August	117	32
September	159	116
October	182	
November	204	
December	272	
January	272	
February	272	
March	272	
April	486	
May	486	
June	486	

**QUALITY**

	Contract Quantity	Contract Base Number	Contract *	Region	England
% of all assessments that were assess and fit appliances (rolling 12 month period)	21	42	50.0%	54.2%	54.1%
% of all assessments that were assess and refuse (rolling 12 month period)	17	42	40.5%	12.5%	12.4%
% of all assessments that were assess and review (rolling 12 month period)	4	42	9.5%	33.3%	33.5%
% of terminated courses where treatment was abandoned or discontinued (rolling 12 month period)	0	2	0.0%	7.4%	7.2%
% of completed treatments indicating that PAR score was taken (year to date)	1	1	100.0%	55.7%	58.9%
Rate of removable appliances per 100 fixed appliances - proposed treatment (rolling 12 month period)	1	41	2.44	5.51	5.66
Rate of removable appliances per 100 fixed appliances - completed treatment (rolling 12 month period)	0	4	0.00	4.71	4.88
% of courses of treatment with removable appliances only - proposed treatment (rolling 12 month period)	0	21	0.0%	1.8%	2.1%
% of courses of treatment with removable appliances only - completed treatment (rolling 12 month period)	0	2	0.0%	1.0%	1.5%
% of patients satisfied with the treatment they have received (rolling 12 month period)	0	0	N/A	96.7%	95.7%

\* Figures in italics indicate that the base number is less than 100.

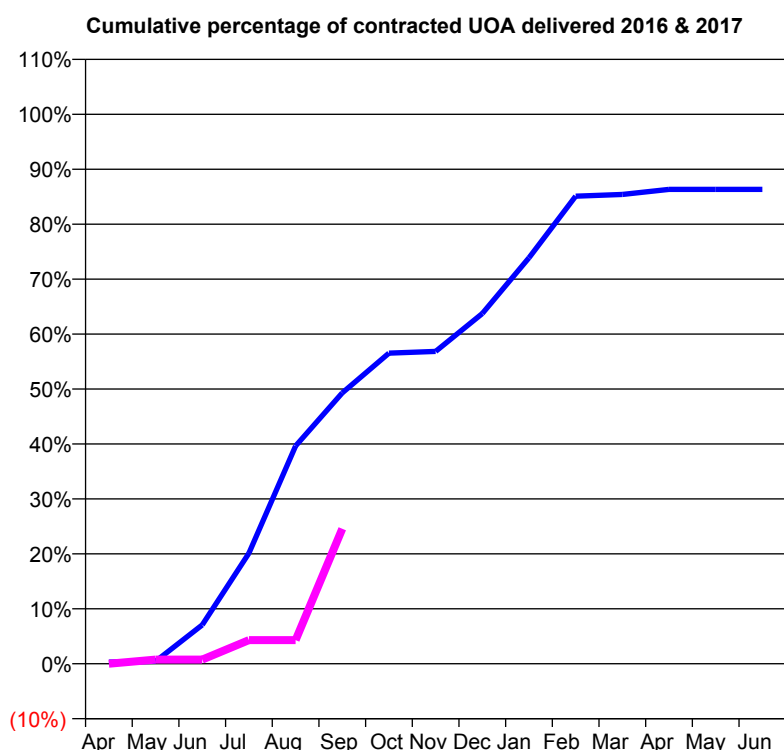
**Q45 - Vital Signs Orthodontic At a Glance Contract Report for 127868/0001 - September 2016**

Name or company name	Lambert Coutts & Associates Dental Practic
Contract type name	GDS Contract
Purpose of contract	General and Orthodontic
Contract start date	09/10/2011
Contract end date	

16/17 Contracted general activity (UDA)	25,731
Carry forward general activity (UDA)	0
16/17 Contracted orthodontic activity (UOA)	651
Carry forward orthodontic activity (UOA)	0
Baseline contract value	£761,113.63

**ACCESS**

	Contract	England and Wales
24 month ratio of assessments to patient IDs	1.08	1.10

**ACTIVITY**


Month	Adjusted Scheduled Activity (UOA)	
	2016	2017
April	2	0
May	3	5
June	46	5
July	131	28
August	258	28
September	321	160
October	368	
November	370	
December	415	
January	481	
February	554	
March	556	
April	562	
May	562	
June	562	

**QUALITY**

	Contract Quantity	Contract Base Number	Contract *	Region	England
% of all assessments that were assess and fit appliances (rolling 12 month period)	17	61	27.9%	54.2%	54.1%
% of all assessments that were assess and refuse (rolling 12 month period)	8	61	13.1%	12.5%	12.4%
% of all assessments that were assess and review (rolling 12 month period)	36	61	59.0%	33.3%	33.5%
% of terminated courses where treatment was abandoned or discontinued (rolling 12 month period)	2	18	11.1%	7.4%	7.2%
% of completed treatments indicating that PAR score was taken (year to date)	9	9	100.0%	55.7%	58.9%
Rate of removable appliances per 100 fixed appliances - proposed treatment (rolling 12 month period)	1	31	3.23	5.51	5.66
Rate of removable appliances per 100 fixed appliances - completed treatment (rolling 12 month period)	1	29	3.45	4.71	4.88
% of courses of treatment with removable appliances only - proposed treatment (rolling 12 month period)	0	17	0.0%	1.8%	2.1%
% of courses of treatment with removable appliances only - completed treatment (rolling 12 month period)	0	16	0.0%	1.0%	1.5%
% of patients satisfied with the treatment they have received (rolling 12 month period)	0	0	N/A	96.7%	95.7%

\* Figures in italics indicate that the base number is less than 100.

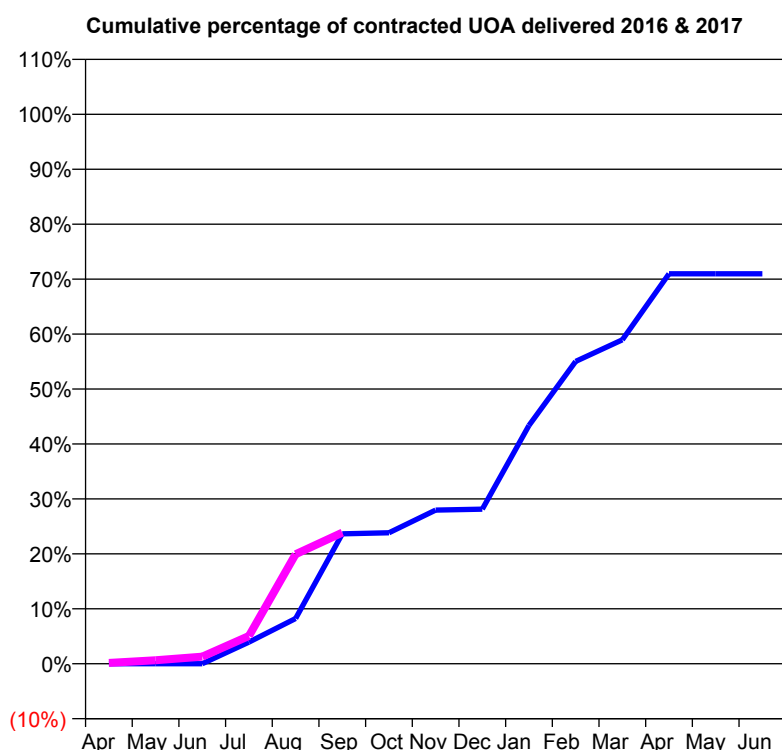
**Q45 - Vital Signs Orthodontic At a Glance Contract Report for 131091/0003 - September 2016**

Name or company name	Roseberry Dental Practice
Contract type name	GDS Contract
Purpose of contract	General and Orthodontic
Contract start date	03/05/2015
Contract end date	

16/17 Contracted general activity (UDA)	14,584
Carry forward general activity (UDA)	0
16/17 Contracted orthodontic activity (UOA)	612
Carry forward orthodontic activity (UOA)	0
Baseline contract value	£491,144.03

**ACCESS**

	Contract	England and Wales
24 month ratio of assessments to patient IDs	1.07	1.10

**ACTIVITY**


Month	Adjusted Scheduled Activity (UOA)	
	2016	2017
April	0	1
May	0	4
June	0	8
July	22	31
August	46	122
September	132	146
October	133	
November	156	
December	157	
January	242	
February	307	
March	329	
April	396	
May	396	
June	396	

**QUALITY**

	Contract Quantity	Contract Base Number	Contract *	Region	England
% of all assessments that were assess and fit appliances (rolling 12 month period)	19	51	37.3%	54.2%	54.1%
% of all assessments that were assess and refuse (rolling 12 month period)	12	51	23.5%	12.5%	12.4%
% of all assessments that were assess and review (rolling 12 month period)	20	51	39.2%	33.3%	33.5%
% of terminated courses where treatment was abandoned or discontinued (rolling 12 month period)	0	0	N/A	7.4%	7.2%
% of completed treatments indicating that PAR score was taken (year to date)	0	0	N/A	55.7%	58.9%
Rate of removable appliances per 100 fixed appliances - proposed treatment (rolling 12 month period)	0	0	N/A	5.51	5.66
Rate of removable appliances per 100 fixed appliances - completed treatment (rolling 12 month period)	0	0	N/A	4.71	4.88
% of courses of treatment with removable appliances only - proposed treatment (rolling 12 month period)	0	19	0.0%	1.8%	2.1%
% of courses of treatment with removable appliances only - completed treatment (rolling 12 month period)	0	0	N/A	1.0%	1.5%
% of patients satisfied with the treatment they have received (rolling 12 month period)	1	1	100.0%	96.7%	95.7%

\* Figures in italics indicate that the base number is less than 100.

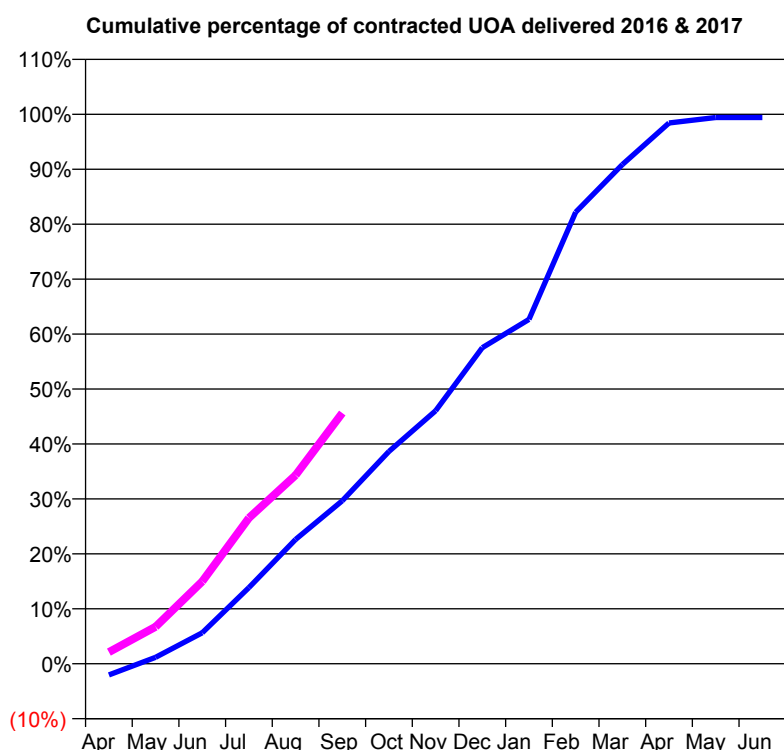
**Q45 - Vital Signs Orthodontic At a Glance Contract Report for 148555/0001 - September 2016**

Name or company name	Falchion Orthodontics Ltd
Contract type name	PDS Contract
Purpose of contract	Orthodontic
Contract start date	01/04/2009
Contract end date	31/03/2020

16/17 Contracted general activity (UDA)	0
Carry forward general activity (UDA)	0
16/17 Contracted orthodontic activity (UOA)	19,442
Carry forward orthodontic activity (UOA)	0
Baseline contract value	£1,295,499.05

**ACCESS**

	Contract	England and Wales
24 month ratio of assessments to patient IDs	1.18	1.10

**ACTIVITY**


Month	Adjusted Scheduled Activity (UOA)	
	2016	2017
April	-487	412
May	279	1,311
June	1,336	2,914
July	3,279	5,157
August	5,350	6,674
September	7,013	8,870
October	9,136	
November	10,887	
December	13,601	
January	14,816	
February	19,428	
March	21,475	
April	23,269	
May	23,504	
June	23,504	

**QUALITY**

	Contract Quantity	Contract Base Number	Contract *	Region	England
% of all assessments that were assess and fit appliances (rolling 12 month period)	1,175	2,381	49.3%	54.2%	54.1%
% of all assessments that were assess and refuse (rolling 12 month period)	287	2,381	12.1%	12.5%	12.4%
% of all assessments that were assess and review (rolling 12 month period)	919	2,381	38.6%	33.3%	33.5%
% of terminated courses where treatment was abandoned or discontinued (rolling 12 month period)	84	1,030	8.2%	7.4%	7.2%
% of completed treatments indicating that PAR score was taken (year to date)	183	481	38.0%	55.7%	58.9%
Rate of removable appliances per 100 fixed appliances - proposed treatment (rolling 12 month period)	42	2,297	1.83	5.51	5.66
Rate of removable appliances per 100 fixed appliances - completed treatment (rolling 12 month period)	13	1,850	0.70	4.71	4.88
% of courses of treatment with removable appliances only - proposed treatment (rolling 12 month period)	12	1,175	1.0%	1.8%	2.1%
% of courses of treatment with removable appliances only - completed treatment (rolling 12 month period)	8	946	0.8%	1.0%	1.5%
% of patients satisfied with the treatment they have received (rolling 12 month period)	37	39	94.9%	96.7%	95.7%

\* Figures in italics indicate that the base number is less than 100.

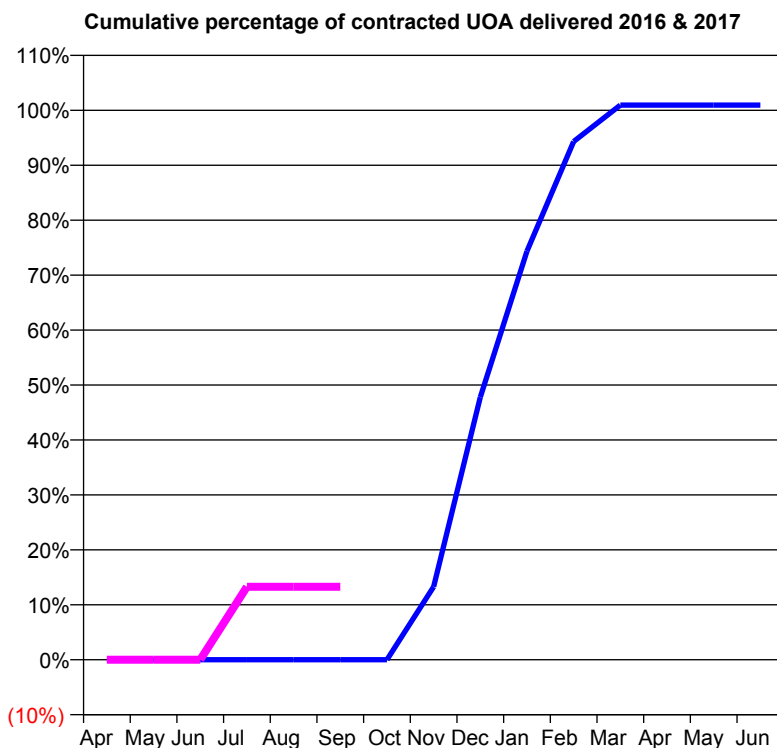
**Q45 - Vital Signs Orthodontic At a Glance Contract Report for 210129/0001 - September 2016**

Name or company name	Mr B Johnson and Ms F Beaty
Contract type name	GDS Contract
Purpose of contract	General and Orthodontic
Contract start date	01/04/2006
Contract end date	

16/17 Contracted general activity (UDA)	32,845
Carry forward general activity (UDA)	0
16/17 Contracted orthodontic activity (UOA)	316
Carry forward orthodontic activity (UOA)	0
Baseline contract value	£1,049,519.92

**ACCESS**

	Contract	England and Wales
24 month ratio of assessments to patient IDs	1.00	1.10

**ACTIVITY**


Month	Adjusted Scheduled Activity (UOA)	
	2016	2017
April	0	0
May	0	0
June	0	0
July	0	42
August	0	42
September	0	42
October	0	
November	42	
December	151	
January	235	
February	298	
March	319	
April	319	
May	319	
June	319	

**QUALITY**

	Contract Quantity	Contract Base Number	Contract *	Region	England
% of all assessments that were assess and fit appliances (rolling 12 month period)	18	18	100.0%	54.2%	54.1%
% of all assessments that were assess and refuse (rolling 12 month period)	0	18	0.0%	12.5%	12.4%
% of all assessments that were assess and review (rolling 12 month period)	0	18	0.0%	33.3%	33.5%
% of terminated courses where treatment was abandoned or discontinued (rolling 12 month period)	0	10	0.0%	7.4%	7.2%
% of completed treatments indicating that PAR score was taken (year to date)	6	6	100.0%	55.7%	58.9%
Rate of removable appliances per 100 fixed appliances - proposed treatment (rolling 12 month period)	1	32	3.13	5.51	5.66
Rate of removable appliances per 100 fixed appliances - completed treatment (rolling 12 month period)	0	16	0.00	4.71	4.88
% of courses of treatment with removable appliances only - proposed treatment (rolling 12 month period)	1	18	5.6%	1.8%	2.1%
% of courses of treatment with removable appliances only - completed treatment (rolling 12 month period)	0	10	0.0%	1.0%	1.5%
% of patients satisfied with the treatment they have received (rolling 12 month period)	0	0	N/A	96.7%	95.7%

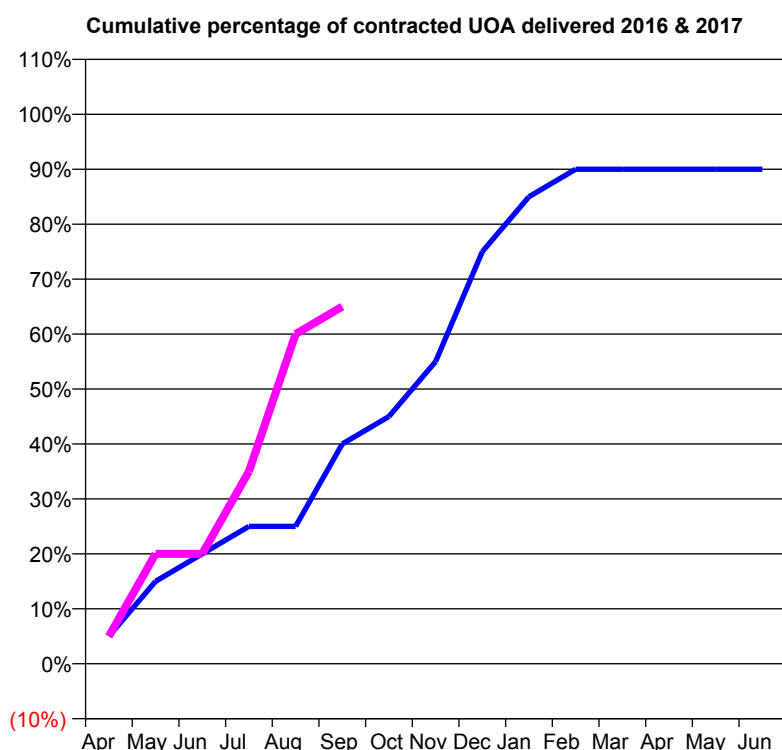
\* Figures in italics indicate that the base number is less than 100.

**Q45 - Vital Signs Orthodontic At a Glance Contract Report for 224340/0001 - September 2016**

Name or company name	MR T PUTTICK
Contract type name	PDS Contract
Purpose of contract	General and Orthodontic
Contract start date	01/04/2006
Contract end date	

16/17 Contracted general activity (UDA)	7,015
Carry forward general activity (UDA)	0
16/17 Contracted orthodontic activity (UOA)	420
Carry forward orthodontic activity (UOA)	0
Baseline contract value	£238,675.41

ACCESS	Contract	England and Wales
24 month ratio of assessments to patient IDs	1.00	1.10

**ACTIVITY**


Month	Adjusted Scheduled Activity (UOA)	
	2016	2017
April	21	21
May	63	84
June	84	84
July	105	147
August	105	252
September	168	273
October	189	
November	231	
December	315	
January	357	
February	378	
March	378	
April	378	
May	378	
June	378	

QUALITY	Contract Quantity	Contract Base Number	Contract *	Region	England
% of all assessments that were assess and fit appliances (rolling 12 month period)	23	23	100.0%	54.2%	54.1%
% of all assessments that were assess and refuse (rolling 12 month period)	0	23	0.0%	12.5%	12.4%
% of all assessments that were assess and review (rolling 12 month period)	0	23	0.0%	33.3%	33.5%
% of terminated courses where treatment was abandoned or discontinued (rolling 12 month period)	4	21	19.0%	7.4%	7.2%
% of completed treatments indicating that PAR score was taken (year to date)	10	10	100.0%	55.7%	58.9%
Rate of removable appliances per 100 fixed appliances - proposed treatment (rolling 12 month period)	1	44	2.27	5.51	5.66
Rate of removable appliances per 100 fixed appliances - completed treatment (rolling 12 month period)	0	31	0.00	4.71	4.88
% of courses of treatment with removable appliances only - proposed treatment (rolling 12 month period)	0	23	0.0%	1.8%	2.1%
% of courses of treatment with removable appliances only - completed treatment (rolling 12 month period)	0	17	0.0%	1.0%	1.5%
% of patients satisfied with the treatment they have received (rolling 12 month period)	1	1	100.0%	96.7%	95.7%

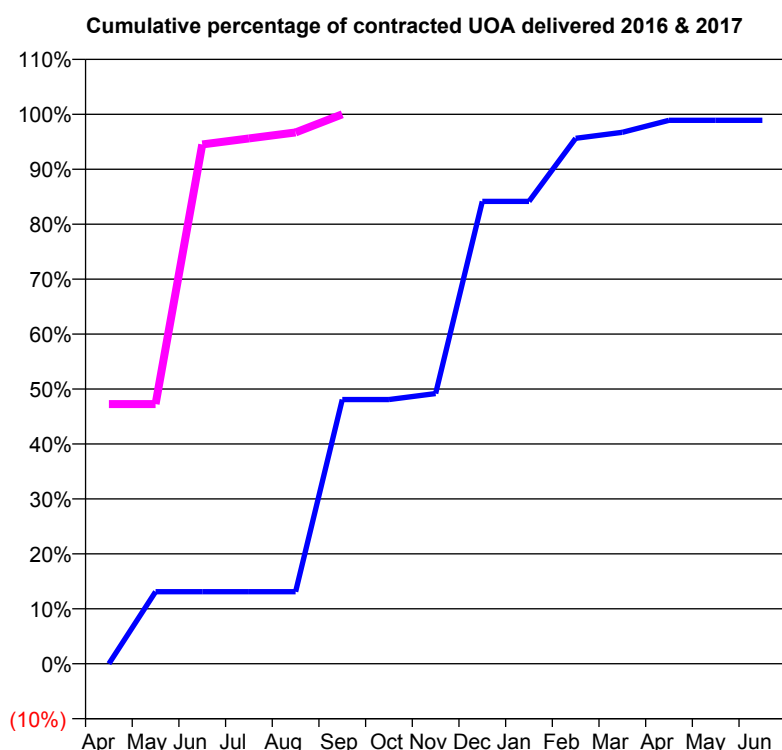
\* Figures in italics indicate that the base number is less than 100.



**Q45 - Vital Signs Orthodontic At a Glance Contract Report for 323691/0001 - September 2016**

Name or company name	MRS MJ LYNE	16/17 Contracted general activity (UDA)	0
Contract type name	GDS Contract	Carry forward general activity (UDA)	0
Purpose of contract	Orthodontic	16/17 Contracted orthodontic activity (UOA)	91
Contract start date	01/04/2006	Carry forward orthodontic activity (UOA)	0
Contract end date		Baseline contract value	£5,900.37

ACCESS	Contract	England and Wales
24 month ratio of assessments to patient IDs	1.12	1.10

**ACTIVITY**


Month	Adjusted Scheduled Activity (UOA)	
	2016	2017
April	0	43
May	24	43
June	24	86
July	24	87
August	24	88
September	88	91
October	88	
November	90	
December	154	
January	154	
February	175	
March	177	
April	181	
May	181	
June	181	

**QUALITY**

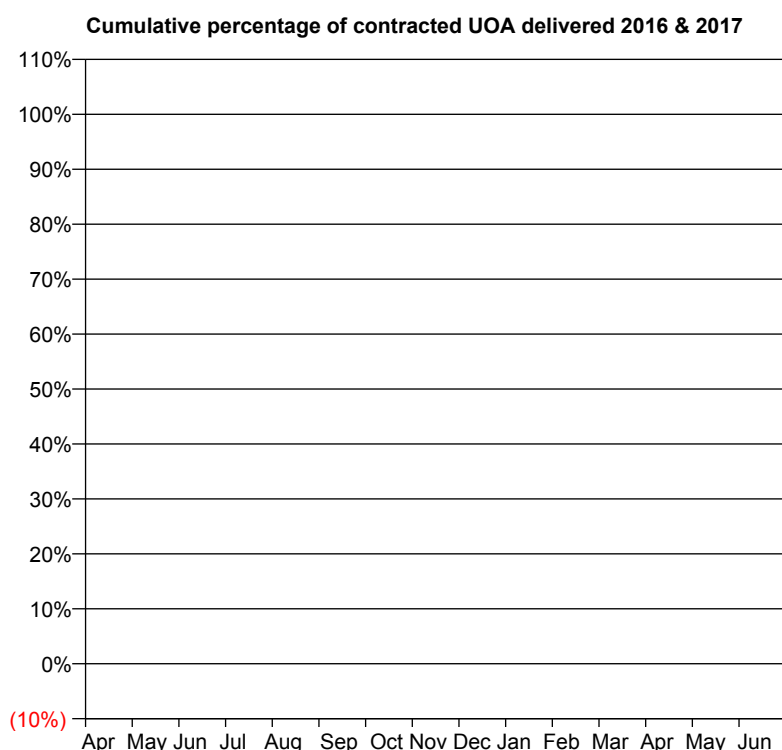
	Contract Quantity	Contract Base Number	Contract *	Region	England
% of all assessments that were assess and fit appliances (rolling 12 month period)	8	24	33.3%	54.2%	54.1%
% of all assessments that were assess and refuse (rolling 12 month period)	0	24	0.0%	12.5%	12.4%
% of all assessments that were assess and review (rolling 12 month period)	16	24	66.7%	33.3%	33.5%
% of terminated courses where treatment was abandoned or discontinued (rolling 12 month period)	2	4	50.0%	7.4%	7.2%
% of completed treatments indicating that PAR score was taken (year to date)	1	1	100.0%	55.7%	58.9%
Rate of removable appliances per 100 fixed appliances - proposed treatment (rolling 12 month period)	0	13	0.00	5.51	5.66
Rate of removable appliances per 100 fixed appliances - completed treatment (rolling 12 month period)	1	1	100.00	4.71	4.88
% of courses of treatment with removable appliances only - proposed treatment (rolling 12 month period)	0	8	0.0%	1.8%	2.1%
% of courses of treatment with removable appliances only - completed treatment (rolling 12 month period)	1	2	50.0%	1.0%	1.5%
% of patients satisfied with the treatment they have received (rolling 12 month period)	0	0	N/A	96.7%	95.7%

\* Figures in italics indicate that the base number is less than 100.

**Q45 - Vital Signs Orthodontic At a Glance Contract Report for 326445/0001 - September 2016**

Name or company name	MRS M PUTTICK	16/17 Contracted general activity (UDA)	4,030
Contract type name	GDS Contract	Carry forward general activity (UDA)	0
Purpose of contract	General	16/17 Contracted orthodontic activity (UOA)	0
Contract start date	01/04/2006	Carry forward orthodontic activity (UOA)	0
Contract end date		Baseline contract value	£121,636.78

ACCESS	Contract	England and Wales
24 month ratio of assessments to patient IDs	1.00	1.10

**ACTIVITY**


Month	Adjusted Scheduled Activity (UOA)	
	2016	2017
April	0	21
May	0	21
June	0	42
July	0	42
August	0	63
September	42	63
October	42	
November	42	
December	42	
January	42	
February	42	
March	42	
April	42	
May	42	
June	42	

QUALITY	Contract Quantity	Contract Base Number	Contract *	Region	England
% of all assessments that were assess and fit appliances (rolling 12 month period)	3	3	100.0%	54.2%	54.1%
% of all assessments that were assess and refuse (rolling 12 month period)	0	3	0.0%	12.5%	12.4%
% of all assessments that were assess and review (rolling 12 month period)	0	3	0.0%	33.3%	33.5%
% of terminated courses where treatment was abandoned or discontinued (rolling 12 month period)	0	3	0.0%	7.4%	7.2%
% of completed treatments indicating that PAR score was taken (year to date)	3	3	100.0%	55.7%	58.9%
Rate of removable appliances per 100 fixed appliances - proposed treatment (rolling 12 month period)	0	6	0.00	5.51	5.66
Rate of removable appliances per 100 fixed appliances - completed treatment (rolling 12 month period)	0	6	0.00	4.71	4.88
% of courses of treatment with removable appliances only - proposed treatment (rolling 12 month period)	0	3	0.0%	1.8%	2.1%
% of courses of treatment with removable appliances only - completed treatment (rolling 12 month period)	0	3	0.0%	1.0%	1.5%
% of patients satisfied with the treatment they have received (rolling 12 month period)	0	0	N/A	96.7%	95.7%

\* Figures in italics indicate that the base number is less than 100.

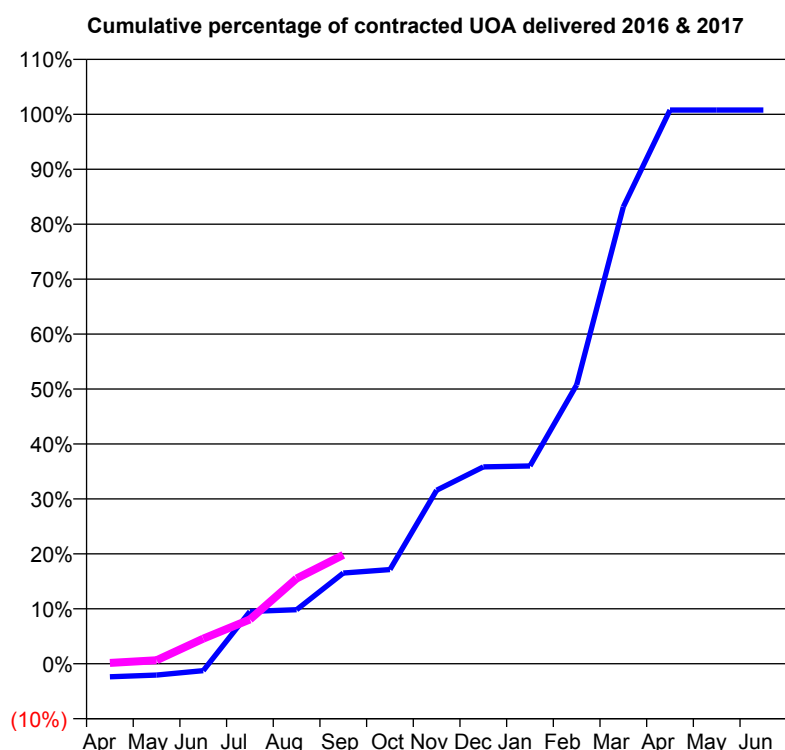
**Q45 - Vital Signs Orthodontic At a Glance Contract Report for 328146/0001 - September 2016**

Name or company name	MR ND SMITH
Contract type name	GDS Contract
Purpose of contract	General and Orthodontic
Contract start date	01/04/2006
Contract end date	

16/17 Contracted general activity (UDA)	33,783
Carry forward general activity (UDA)	0
16/17 Contracted orthodontic activity (UOA)	630
Carry forward orthodontic activity (UOA)	0
Baseline contract value	£843,634.73

**ACCESS**

	Contract	England and Wales
24 month ratio of assessments to patient IDs	1.07	1.10

**ACTIVITY**


Month	Adjusted Scheduled Activity (UOA)	
	2016	2017
April	-15	1
May	-13	4
June	-8	29
July	60	51
August	62	98
September	104	125
October	108	
November	199	
December	226	
January	227	
February	320	
March	524	
April	635	
May	635	
June	635	

**QUALITY**

	Contract Quantity	Contract Base Number	Contract *	Region	England
% of all assessments that were assess and fit appliances (rolling 12 month period)	30	70	42.9%	54.2%	54.1%
% of all assessments that were assess and refuse (rolling 12 month period)	20	70	28.6%	12.5%	12.4%
% of all assessments that were assess and review (rolling 12 month period)	20	70	28.6%	33.3%	33.5%
% of terminated courses where treatment was abandoned or discontinued (rolling 12 month period)	1	11	9.1%	7.4%	7.2%
% of completed treatments indicating that PAR score was taken (year to date)	3	3	100.0%	55.7%	58.9%
Rate of removable appliances per 100 fixed appliances - proposed treatment (rolling 12 month period)	1	52	1.92	5.51	5.66
Rate of removable appliances per 100 fixed appliances - completed treatment (rolling 12 month period)	0	16	0.00	4.71	4.88
% of courses of treatment with removable appliances only - proposed treatment (rolling 12 month period)	0	30	0.0%	1.8%	2.1%
% of courses of treatment with removable appliances only - completed treatment (rolling 12 month period)	0	10	0.0%	1.0%	1.5%
% of patients satisfied with the treatment they have received (rolling 12 month period)	2	3	66.7%	96.7%	95.7%

\* Figures in italics indicate that the base number is less than 100.

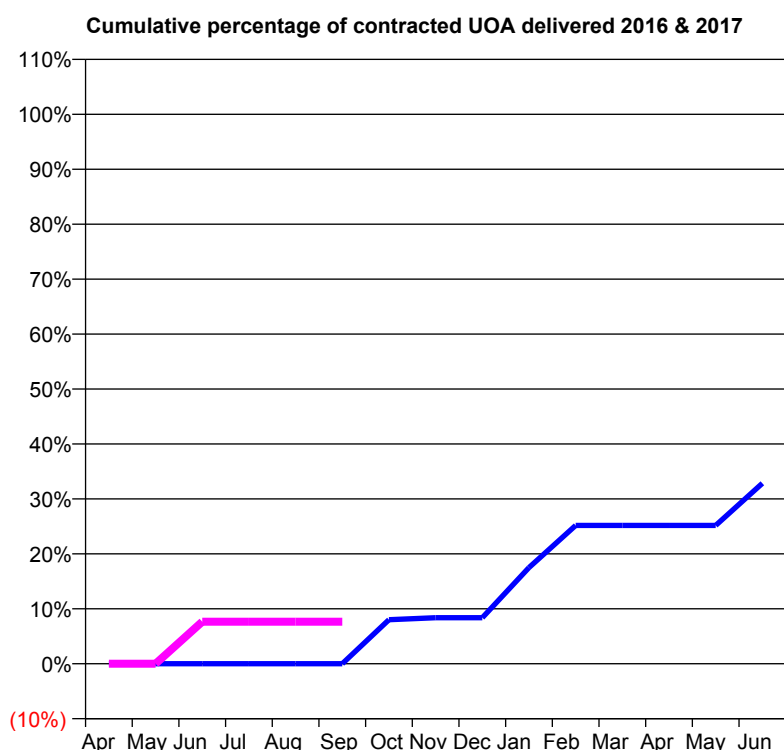
**Q45 - Vital Signs Orthodontic At a Glance Contract Report for 572926/0001 - September 2016**

Name or company name	Avante Dental Care Partnership
Contract type name	GDS Contract
Purpose of contract	General and Orthodontic
Contract start date	01/04/2006
Contract end date	

16/17 Contracted general activity (UDA)	27,440
Carry forward general activity (UDA)	0
16/17 Contracted orthodontic activity (UOA)	274
Carry forward orthodontic activity (UOA)	0
Baseline contract value	£666,506.05

**ACCESS**

	Contract	England and Wales
24 month ratio of assessments to patient IDs	1.04	1.10

**ACTIVITY**


Month	Adjusted Scheduled Activity (UOA)	
	2016	2017
April	0	0
May	0	0
June	0	21
July	0	21
August	0	21
September	0	21
October	22	
November	23	
December	23	
January	48	
February	69	
March	69	
April	69	
May	69	
June	90	

**QUALITY**

	Contract Quantity	Contract Base Number	Contract *	Region	England
% of all assessments that were assess and fit appliances (rolling 12 month period)	8	10	80.0%	54.2%	54.1%
% of all assessments that were assess and refuse (rolling 12 month period)	0	10	0.0%	12.5%	12.4%
% of all assessments that were assess and review (rolling 12 month period)	2	10	20.0%	33.3%	33.5%
% of terminated courses where treatment was abandoned or discontinued (rolling 12 month period)	1	15	6.7%	7.4%	7.2%
% of completed treatments indicating that PAR score was taken (year to date)	0	5	0.0%	55.7%	58.9%
Rate of removable appliances per 100 fixed appliances - proposed treatment (rolling 12 month period)	2	12	16.67	5.51	5.66
Rate of removable appliances per 100 fixed appliances - completed treatment (rolling 12 month period)	4	18	22.22	4.71	4.88
% of courses of treatment with removable appliances only - proposed treatment (rolling 12 month period)	1	8	12.5%	1.8%	2.1%
% of courses of treatment with removable appliances only - completed treatment (rolling 12 month period)	1	14	7.1%	1.0%	1.5%
% of patients satisfied with the treatment they have received (rolling 12 month period)	0	0	N/A	96.7%	95.7%

\* Figures in italics indicate that the base number is less than 100.

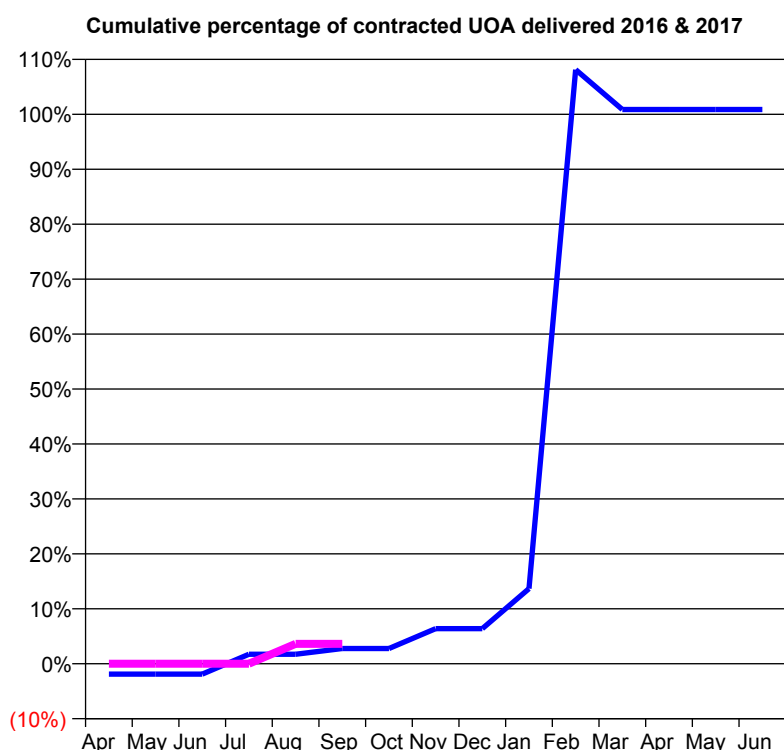
**Q45 - Vital Signs Orthodontic At a Glance Contract Report for 650676/0001 - September 2016**

Name or company name	MR PA AVERLEY
Contract type name	GDS Contract
Purpose of contract	General and Orthodontic
Contract start date	01/04/2006
Contract end date	

16/17 Contracted general activity (UDA)	44,674
Carry forward general activity (UDA)	0
16/17 Contracted orthodontic activity (UOA)	578
Carry forward orthodontic activity (UOA)	0
Baseline contract value	£1,444,609.67

**ACCESS**

	Contract	England and Wales
24 month ratio of assessments to patient IDs	1.00	1.10

**ACTIVITY**


Month	Adjusted Scheduled Activity (UOA)	
	2016	2017
April	-11	0
May	-11	0
June	-11	0
July	10	0
August	10	21
September	16	21
October	16	
November	37	
December	37	
January	79	
February	625	
March	583	
April	583	
May	583	
June	583	

**QUALITY**

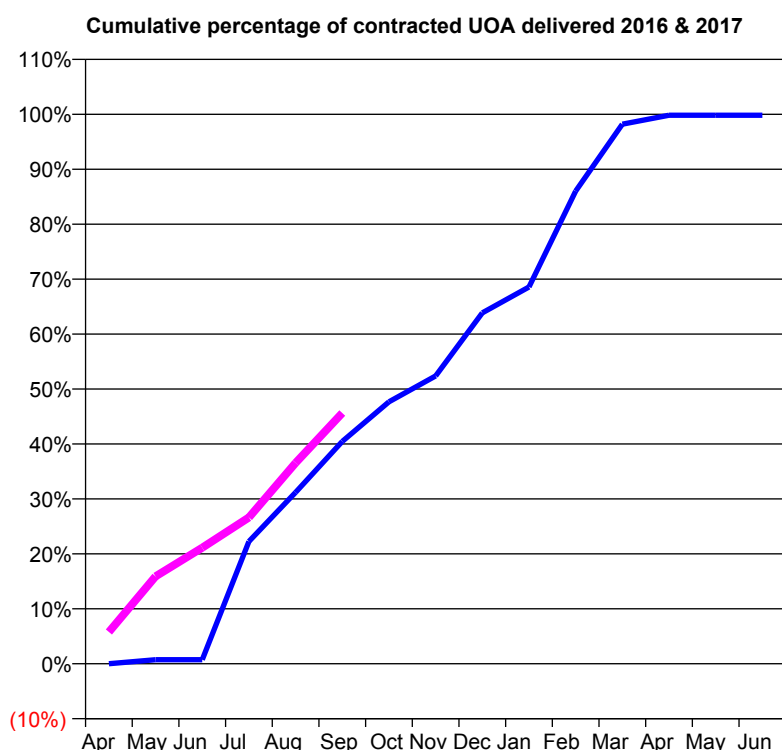
	Contract Quantity	Contract Base Number	Contract *	Region	England
% of all assessments that were assess and fit appliances (rolling 12 month period)	30	30	100.0%	54.2%	54.1%
% of all assessments that were assess and refuse (rolling 12 month period)	0	30	0.0%	12.5%	12.4%
% of all assessments that were assess and review (rolling 12 month period)	0	30	0.0%	33.3%	33.5%
% of terminated courses where treatment was abandoned or discontinued (rolling 12 month period)	0	0	N/A	7.4%	7.2%
% of completed treatments indicating that PAR score was taken (year to date)	0	0	N/A	55.7%	58.9%
Rate of removable appliances per 100 fixed appliances - proposed treatment (rolling 12 month period)	0	60	0.00	5.51	5.66
Rate of removable appliances per 100 fixed appliances - completed treatment (rolling 12 month period)	0	0	N/A	4.71	4.88
% of courses of treatment with removable appliances only - proposed treatment (rolling 12 month period)	0	30	0.0%	1.8%	2.1%
% of courses of treatment with removable appliances only - completed treatment (rolling 12 month period)	0	0	N/A	1.0%	1.5%
% of patients satisfied with the treatment they have received (rolling 12 month period)	0	0	N/A	96.7%	95.7%

\* Figures in italics indicate that the base number is less than 100.

**Q45 - Vital Signs Orthodontic At a Glance Contract Report for 650676/0003 - September 2016**

Name or company name	MR PA AVERLEY	16/17 Contracted general activity (UDA)	0
Contract type name	PDS Contract	Carry forward general activity (UDA)	0
Purpose of contract	Orthodontic	16/17 Contracted orthodontic activity (UOA)	10,703
Contract start date	01/01/2009	Carry forward orthodontic activity (UOA)	0
Contract end date	31/03/2017	Baseline contract value	£611,220.75

ACCESS	Contract	England and Wales
24 month ratio of assessments to patient IDs	1.01	1.10

**ACTIVITY**


Month	Adjusted Scheduled Activity (UOA)	
	2016	2017
April	0	619
May	88	1,702
June	88	2,262
July	2,664	2,850
August	3,731	3,913
September	4,841	4,884
October	5,703	
November	6,267	
December	7,640	
January	8,202	
February	10,289	
March	11,746	
April	11,943	
May	11,943	
June	11,943	

**QUALITY**

	Contract Quantity	Contract Base Number	Contract *	Region	England
% of all assessments that were assess and fit appliances (rolling 12 month period)	569	791	71.9%	54.2%	54.1%
% of all assessments that were assess and refuse (rolling 12 month period)	130	791	16.4%	12.5%	12.4%
% of all assessments that were assess and review (rolling 12 month period)	92	791	11.6%	33.3%	33.5%
% of terminated courses where treatment was abandoned or discontinued (rolling 12 month period)	29	566	5.1%	7.4%	7.2%
% of completed treatments indicating that PAR score was taken (year to date)	204	252	81.0%	55.7%	58.9%
Rate of removable appliances per 100 fixed appliances - proposed treatment (rolling 12 month period)	10	1,122	0.89	5.51	5.66
Rate of removable appliances per 100 fixed appliances - completed treatment (rolling 12 month period)	18	1,034	1.74	4.71	4.88
% of courses of treatment with removable appliances only - proposed treatment (rolling 12 month period)	4	569	0.7%	1.8%	2.1%
% of courses of treatment with removable appliances only - completed treatment (rolling 12 month period)	5	537	0.9%	1.0%	1.5%
% of patients satisfied with the treatment they have received (rolling 12 month period)	23	23	100.0%	96.7%	95.7%

\* Figures in italics indicate that the base number is less than 100.

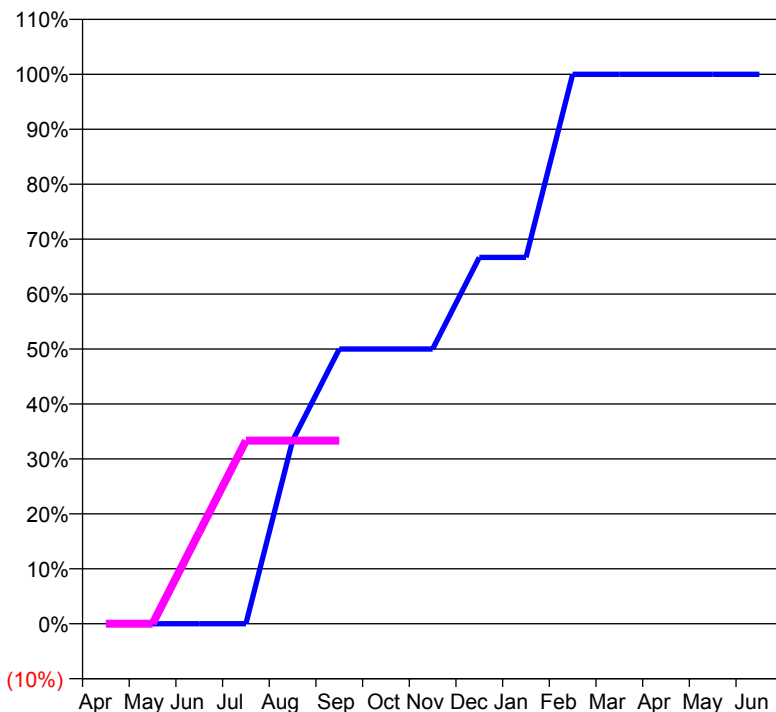
**Q45 - Vital Signs Orthodontic At a Glance Contract Report for 658340/0001 - September 2016**

Name or company name	MR MF BARNETT
Contract type name	GDS Contract
Purpose of contract	General and Orthodontic
Contract start date	01/04/2006
Contract end date	

16/17 Contracted general activity (UDA)	10,890
Carry forward general activity (UDA)	0
16/17 Contracted orthodontic activity (UOA)	6
Carry forward orthodontic activity (UOA)	0
Baseline contract value	£322,798.97

**ACCESS**

	Contract	England and Wales
24 month ratio of assessments to patient IDs	1.00	1.10

**ACTIVITY**
**Cumulative percentage of contracted UOA delivered 2016 & 2017**

**Adjusted Scheduled Activity (UOA)**

Month	2016	2017
April	0	0
May	0	0
June	0	1
July	0	2
August	2	2
September	3	2
October	3	
November	3	
December	4	
January	4	
February	6	
March	6	
April	6	
May	6	
June	6	

**QUALITY**

	Contract Quantity	Contract Base Number	Contract *	Region	England
% of all assessments that were assess and fit appliances (rolling 12 month period)	0	5	0.0%	54.2%	54.1%
% of all assessments that were assess and refuse (rolling 12 month period)	0	5	0.0%	12.5%	12.4%
% of all assessments that were assess and review (rolling 12 month period)	5	5	100.0%	33.3%	33.5%
% of terminated courses where treatment was abandoned or discontinued (rolling 12 month period)	0	0	N/A	7.4%	7.2%
% of completed treatments indicating that PAR score was taken (year to date)	0	0	N/A	55.7%	58.9%
Rate of removable appliances per 100 fixed appliances - proposed treatment (rolling 12 month period)	0	0	N/A	5.51	5.66
Rate of removable appliances per 100 fixed appliances - completed treatment (rolling 12 month period)	0	0	N/A	4.71	4.88
% of courses of treatment with removable appliances only - proposed treatment (rolling 12 month period)	0	0	N/A	1.8%	2.1%
% of courses of treatment with removable appliances only - completed treatment (rolling 12 month period)	0	0	N/A	1.0%	1.5%
% of patients satisfied with the treatment they have received (rolling 12 month period)	0	0	N/A	96.7%	95.7%

\* Figures in italics indicate that the base number is less than 100.

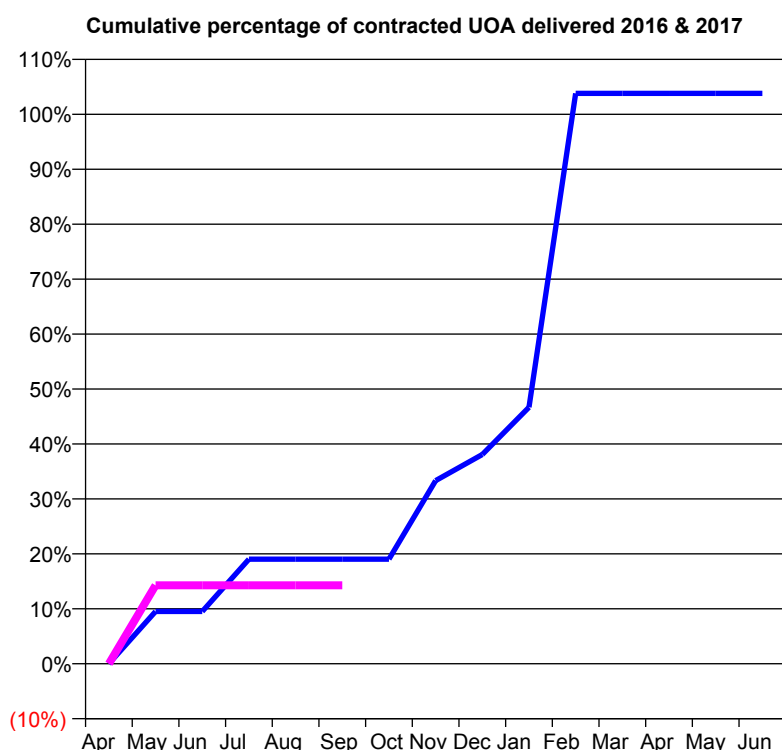
**Q45 - Vital Signs Orthodontic At a Glance Contract Report for 661465/0001 - September 2016**

Name or company name	MR MA PEARSON
Contract type name	GDS Contract
Purpose of contract	General and Orthodontic
Contract start date	01/04/2006
Contract end date	

16/17 Contracted general activity (UDA)	15,393
Carry forward general activity (UDA)	0
16/17 Contracted orthodontic activity (UOA)	21
Carry forward orthodontic activity (UOA)	0
Baseline contract value	£459,758.06

**ACCESS**

	Contract	England and Wales
24 month ratio of assessments to patient IDs	1.00	1.10

**ACTIVITY**


Month	Adjusted Scheduled Activity (UOA)	
	2016	2017
April	0	0
May	2	3
June	2	3
July	4	3
August	4	3
September	4	3
October	4	
November	7	
December	8	
January	10	
February	22	
March	22	
April	22	
May	22	
June	22	

**QUALITY**

	Contract Quantity	Contract Base Number	Contract *	Region	England
% of all assessments that were assess and fit appliances (rolling 12 month period)	0	20	0.0%	54.2%	54.1%
% of all assessments that were assess and refuse (rolling 12 month period)	0	20	0.0%	12.5%	12.4%
% of all assessments that were assess and review (rolling 12 month period)	20	20	100.0%	33.3%	33.5%
% of terminated courses where treatment was abandoned or discontinued (rolling 12 month period)	0	0	N/A	7.4%	7.2%
% of completed treatments indicating that PAR score was taken (year to date)	0	0	N/A	55.7%	58.9%
Rate of removable appliances per 100 fixed appliances - proposed treatment (rolling 12 month period)	0	0	N/A	5.51	5.66
Rate of removable appliances per 100 fixed appliances - completed treatment (rolling 12 month period)	0	0	N/A	4.71	4.88
% of courses of treatment with removable appliances only - proposed treatment (rolling 12 month period)	0	0	N/A	1.8%	2.1%
% of courses of treatment with removable appliances only - completed treatment (rolling 12 month period)	0	0	N/A	1.0%	1.5%
% of patients satisfied with the treatment they have received (rolling 12 month period)	0	0	N/A	96.7%	95.7%

\* Figures in italics indicate that the base number is less than 100.



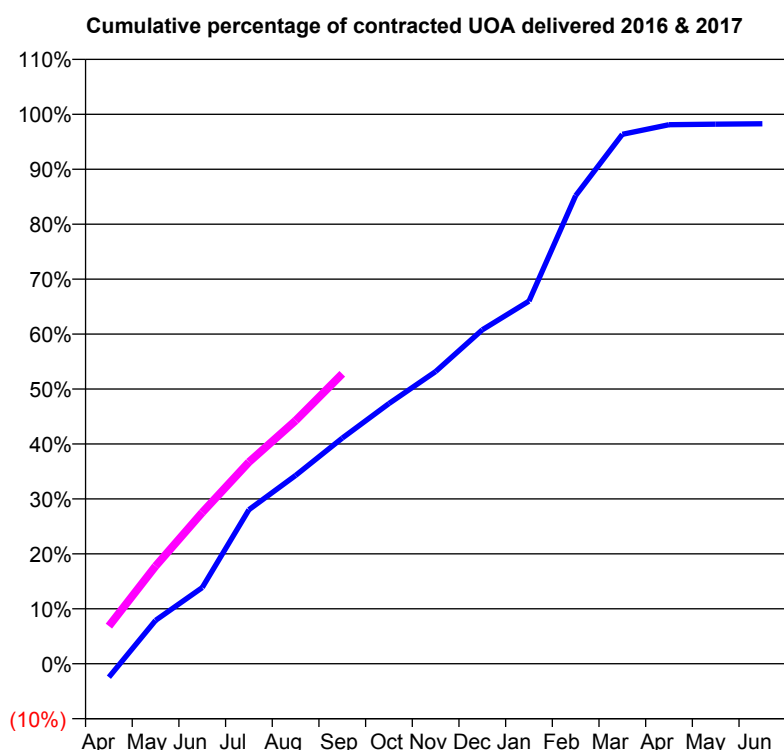
**Q45 - Vital Signs Orthodontic At a Glance Contract Report for 725544/0001 - September 2016**

Name or company name	MR MG STEDMAN
Contract type name	PDS Contract
Purpose of contract	Orthodontic
Contract start date	01/04/2006
Contract end date	31/03/2017

16/17 Contracted general activity (UDA)	0
Carry forward general activity (UDA)	0
16/17 Contracted orthodontic activity (UOA)	17,367
Carry forward orthodontic activity (UOA)	0
Baseline contract value	£1,161,875.33

**ACCESS**

	Contract	England and Wales
24 month ratio of assessments to patient IDs	1.18	1.10

**ACTIVITY**


Month	Adjusted Scheduled Activity (UOA)	
	2016	2017
April	-597	1,191
May	1,911	3,089
June	3,354	4,783
July	6,781	6,373
August	8,291	7,685
September	9,934	9,166
October	11,457	
November	12,864	
December	14,703	
January	15,963	
February	20,607	
March	23,309	
April	23,733	
May	23,754	
June	23,775	

**QUALITY**

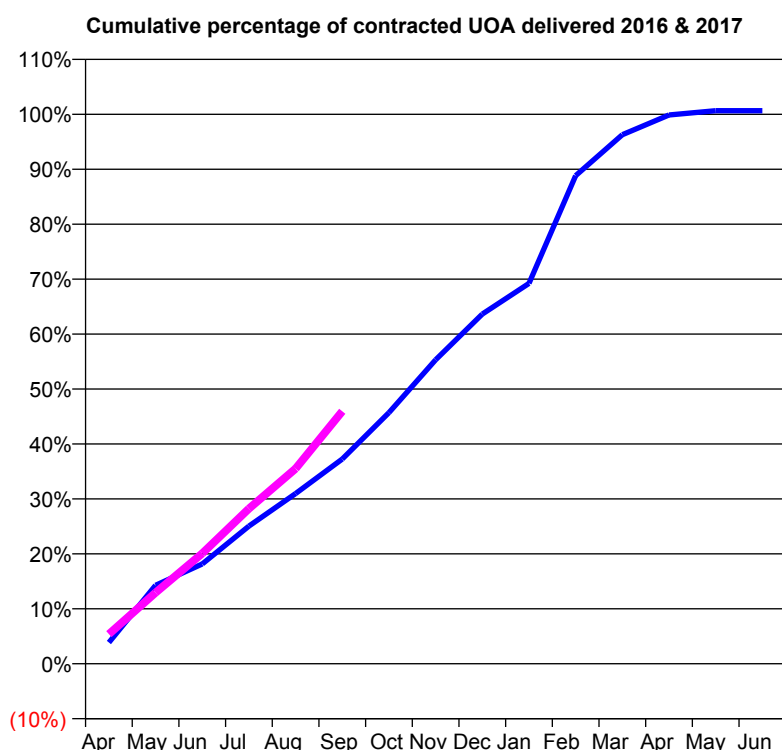
	Contract Quantity	Contract Base Number	Contract *	Region	England
% of all assessments that were assess and fit appliances (rolling 12 month period)	1,072	2,237	47.9%	54.2%	54.1%
% of all assessments that were assess and refuse (rolling 12 month period)	129	2,237	5.8%	12.5%	12.4%
% of all assessments that were assess and review (rolling 12 month period)	1,036	2,237	46.3%	33.3%	33.5%
% of terminated courses where treatment was abandoned or discontinued (rolling 12 month period)	126	917	13.7%	7.4%	7.2%
% of completed treatments indicating that PAR score was taken (year to date)	110	403	27.3%	55.7%	58.9%
Rate of removable appliances per 100 fixed appliances - proposed treatment (rolling 12 month period)	40	2,091	1.91	5.51	5.66
Rate of removable appliances per 100 fixed appliances - completed treatment (rolling 12 month period)	37	1,524	2.43	4.71	4.88
% of courses of treatment with removable appliances only - proposed treatment (rolling 12 month period)	15	1,072	1.4%	1.8%	2.1%
% of courses of treatment with removable appliances only - completed treatment (rolling 12 month period)	13	791	1.6%	1.0%	1.5%
% of patients satisfied with the treatment they have received (rolling 12 month period)	31	31	100.0%	96.7%	95.7%

\* Figures in italics indicate that the base number is less than 100.

**Q45 - Vital Signs Orthodontic At a Glance Contract Report for 736953/0003 - September 2016**

Name or company name	MR NA FOX	16/17 Contracted general activity (UDA)	0
Contract type name	PDS Contract	Carry forward general activity (UDA)	0
Purpose of contract	Orthodontic	16/17 Contracted orthodontic activity (UOA)	10,533
Contract start date	01/04/2009	Carry forward orthodontic activity (UOA)	0
Contract end date	31/03/2017	Baseline contract value	£623,694.63

ACCESS	Contract	England and Wales
24 month ratio of assessments to patient IDs	1.29	1.10

**ACTIVITY**


Month	Adjusted Scheduled Activity (UOA)	
	2016	2017
April	523	569
May	1,925	1,363
June	2,446	2,116
July	3,377	2,974
August	4,173	3,741
September	5,019	4,840
October	6,159	-
November	7,454	-
December	8,574	-
January	9,327	-
February	11,968	-
March	12,971	-
April	13,454	-
May	13,559	-
June	13,559	-

QUALITY	Contract Quantity	Contract Base Number	Contract *	Region	England
% of all assessments that were assess and fit appliances (rolling 12 month period)	593	1,562	38.0%	54.2%	54.1%
% of all assessments that were assess and refuse (rolling 12 month period)	169	1,562	10.8%	12.5%	12.4%
% of all assessments that were assess and review (rolling 12 month period)	800	1,562	51.2%	33.3%	33.5%
% of terminated courses where treatment was abandoned or discontinued (rolling 12 month period)	132	775	17.0%	7.4%	7.2%
% of completed treatments indicating that PAR score was taken (year to date)	299	304	98.4%	55.7%	58.9%
Rate of removable appliances per 100 fixed appliances - proposed treatment (rolling 12 month period)	48	1,041	4.61	5.51	5.66
Rate of removable appliances per 100 fixed appliances - completed treatment (rolling 12 month period)	59	1,186	4.97	4.71	4.88
% of courses of treatment with removable appliances only - proposed treatment (rolling 12 month period)	0	593	0.0%	1.8%	2.1%
% of courses of treatment with removable appliances only - completed treatment (rolling 12 month period)	2	643	0.3%	1.0%	1.5%
% of patients satisfied with the treatment they have received (rolling 12 month period)	15	16	93.8%	96.7%	95.7%

\* Figures in italics indicate that the base number is less than 100.

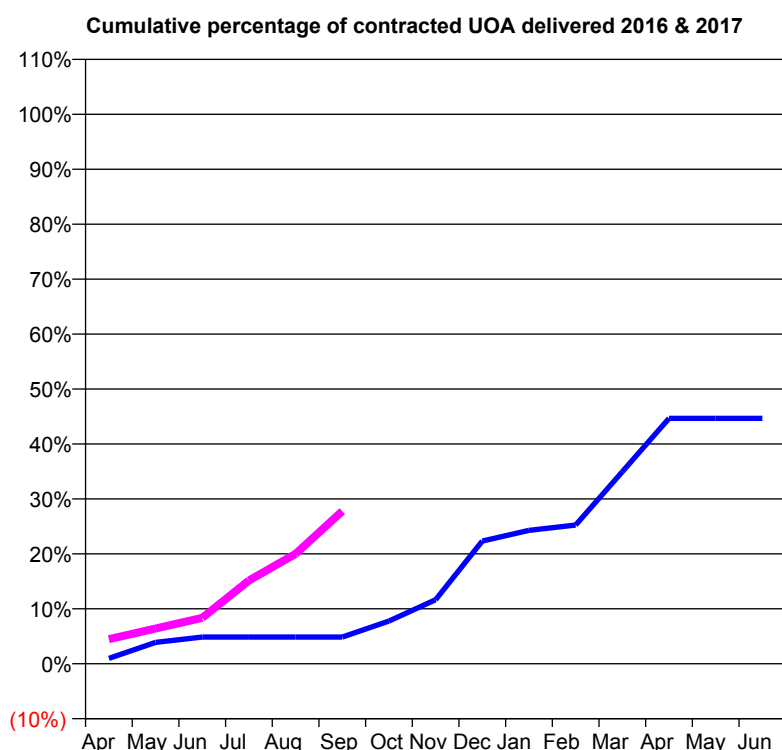
**Q45 - Vital Signs Orthodontic At a Glance Contract Report for 739170/0001 - September 2016**

Name or company name	MR RS ELSTON
Contract type name	Pilot Contract
Purpose of contract	General and Orthodontic
Contract start date	01/04/2006
Contract end date	

16/17 Contracted general activity (UDA)	10,897
Carry forward general activity (UDA)	0
16/17 Contracted orthodontic activity (UOA)	103
Carry forward orthodontic activity (UOA)	0
Baseline contract value	£256,101.07

**ACCESS**

	Contract	England and Wales
24 month ratio of assessments to patient IDs	1.20	1.10

**ACTIVITY**


Month	Adjusted Scheduled Activity (UOA)	
	2016	2017
April	1	5
May	4	7
June	5	9
July	5	16
August	5	21
September	5	29
October	8	
November	12	
December	23	
January	25	
February	26	
March	36	
April	46	
May	46	
June	46	

**QUALITY**

	Contract Quantity	Contract Base Number	Contract *	Region	England
% of all assessments that were assess and fit appliances (rolling 12 month period)	1	88	1.1%	54.2%	54.1%
% of all assessments that were assess and refuse (rolling 12 month period)	0	88	0.0%	12.5%	12.4%
% of all assessments that were assess and review (rolling 12 month period)	87	88	98.9%	33.3%	33.5%
% of terminated courses where treatment was abandoned or discontinued (rolling 12 month period)	0	1	0.0%	7.4%	7.2%
% of completed treatments indicating that PAR score was taken (year to date)	0	0	N/A	55.7%	58.9%
Rate of removable appliances per 100 fixed appliances - proposed treatment (rolling 12 month period)	0	0	N/A	5.51	5.66
Rate of removable appliances per 100 fixed appliances - completed treatment (rolling 12 month period)	0	0	N/A	4.71	4.88
% of courses of treatment with removable appliances only - proposed treatment (rolling 12 month period)	0	1	0.0%	1.8%	2.1%
% of courses of treatment with removable appliances only - completed treatment (rolling 12 month period)	0	1	0.0%	1.0%	1.5%
% of patients satisfied with the treatment they have received (rolling 12 month period)	0	0	N/A	96.7%	95.7%

\* Figures in italics indicate that the base number is less than 100.

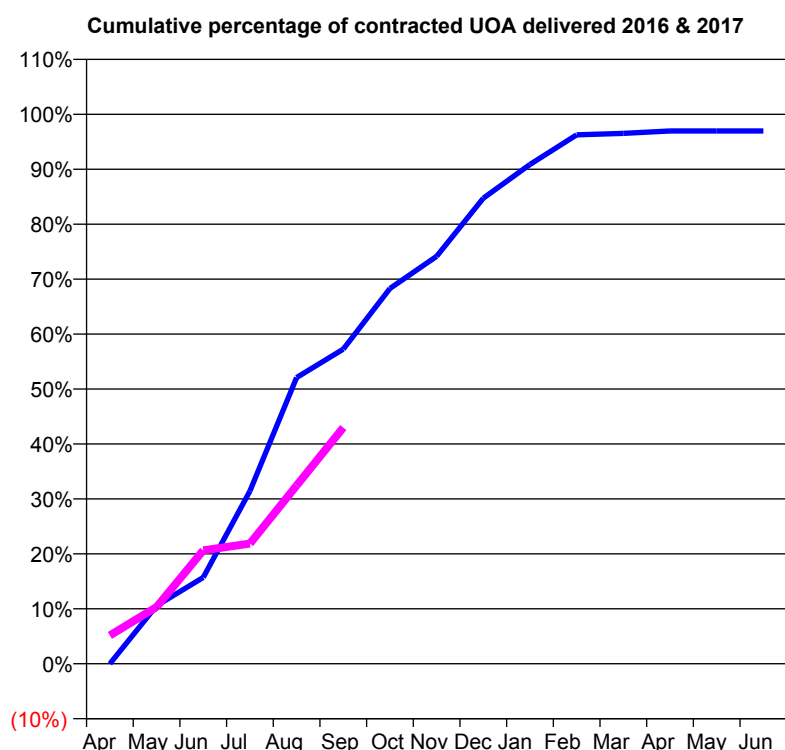
**Q45 - Vital Signs Orthodontic At a Glance Contract Report for 832472/0001 - September 2016**

Name or company name	MR AR FLETCHER
Contract type name	GDS Contract
Purpose of contract	General and Orthodontic
Contract start date	01/04/2006
Contract end date	

16/17 Contracted general activity (UDA)	25,408
Carry forward general activity (UDA)	0
16/17 Contracted orthodontic activity (UOA)	407
Carry forward orthodontic activity (UOA)	0
Baseline contract value	£634,511.14

**ACCESS**

	Contract	England and Wales
24 month ratio of assessments to patient IDs	1.02	1.10

**ACTIVITY**


Month	Adjusted Scheduled Activity (UOA)	
	2016	2017
April	0	21
May	43	42
June	64	84
July	128	89
August	212	132
September	233	175
October	278	
November	302	
December	345	
January	370	
February	392	
March	393	
April	395	
May	395	
June	395	

**QUALITY**

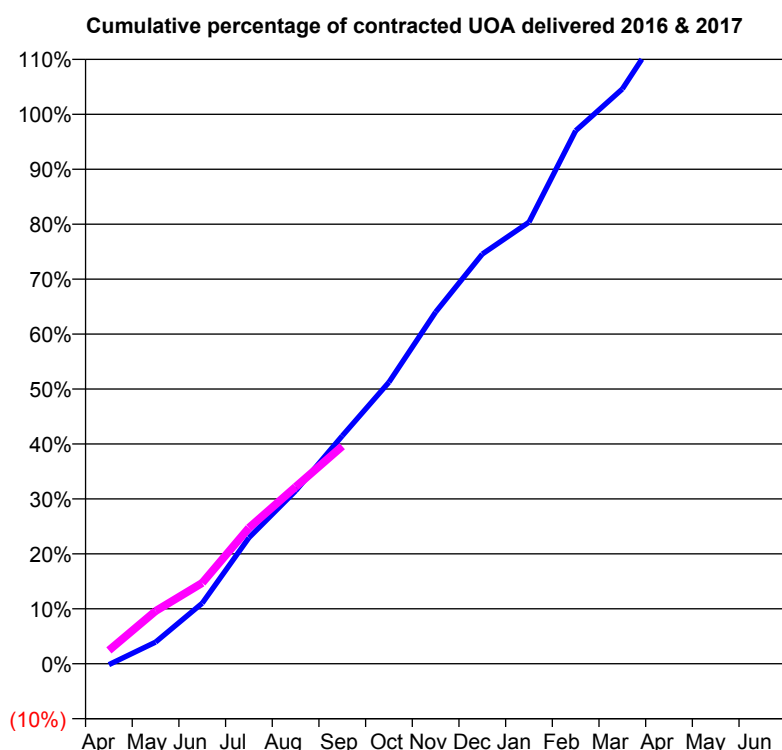
	Contract Quantity	Contract Base Number	Contract *	Region	England
% of all assessments that were assess and fit appliances (rolling 12 month period)	17	27	63.0%	54.2%	54.1%
% of all assessments that were assess and refuse (rolling 12 month period)	2	27	7.4%	12.5%	12.4%
% of all assessments that were assess and review (rolling 12 month period)	8	27	29.6%	33.3%	33.5%
% of terminated courses where treatment was abandoned or discontinued (rolling 12 month period)	0	15	0.0%	7.4%	7.2%
% of completed treatments indicating that PAR score was taken (year to date)	5	5	100.0%	55.7%	58.9%
Rate of removable appliances per 100 fixed appliances - proposed treatment (rolling 12 month period)	2	25	8.00	5.51	5.66
Rate of removable appliances per 100 fixed appliances - completed treatment (rolling 12 month period)	1	29	3.45	4.71	4.88
% of courses of treatment with removable appliances only - proposed treatment (rolling 12 month period)	1	17	5.9%	1.8%	2.1%
% of courses of treatment with removable appliances only - completed treatment (rolling 12 month period)	0	15	0.0%	1.0%	1.5%
% of patients satisfied with the treatment they have received (rolling 12 month period)	0	0	N/A	96.7%	95.7%

\* Figures in italics indicate that the base number is less than 100.

**Q45 - Vital Signs Orthodontic At a Glance Contract Report for 839728/0002 - September 2016**

Name or company name	MR NJ HUNTLEY	16/17 Contracted general activity (UDA)	0
Contract type name	PDS Contract	Carry forward general activity (UDA)	0
Purpose of contract	Orthodontic	16/17 Contracted orthodontic activity (UOA)	18,337
Contract start date	01/06/2011	Carry forward orthodontic activity (UOA)	0
Contract end date	31/03/2017	Baseline contract value	£1,223,649.49

ACCESS	Contract	England and Wales
24 month ratio of assessments to patient IDs	1.05	1.10

**ACTIVITY**


Month	Adjusted Scheduled Activity (UOA)	
	2016	2017
April	-32	449
May	723	1,759
June	2,021	2,701
July	4,209	4,537
August	5,768	5,903
September	7,609	7,261
October	9,398	
November	11,737	
December	13,670	
January	14,735	
February	17,787	
March	19,181	
April	21,555	
May	21,976	
June	21,976	

QUALITY	Contract Quantity	Contract Base Number	Contract *	Region	England
% of all assessments that were assess and fit appliances (rolling 12 month period)	1,008	1,774	56.8%	54.2%	54.1%
% of all assessments that were assess and refuse (rolling 12 month period)	234	1,774	13.2%	12.5%	12.4%
% of all assessments that were assess and review (rolling 12 month period)	532	1,774	30.0%	33.3%	33.5%
% of terminated courses where treatment was abandoned or discontinued (rolling 12 month period)	103	1,053	9.8%	7.4%	7.2%
% of completed treatments indicating that PAR score was taken (year to date)	323	442	73.1%	55.7%	58.9%
Rate of removable appliances per 100 fixed appliances - proposed treatment (rolling 12 month period)	56	1,973	2.84	5.51	5.66
Rate of removable appliances per 100 fixed appliances - completed treatment (rolling 12 month period)	19	1,842	1.03	4.71	4.88
% of courses of treatment with removable appliances only - proposed treatment (rolling 12 month period)	15	1,008	1.5%	1.8%	2.1%
% of courses of treatment with removable appliances only - completed treatment (rolling 12 month period)	11	950	1.2%	1.0%	1.5%
% of patients satisfied with the treatment they have received (rolling 12 month period)	42	44	95.5%	96.7%	95.7%

\* Figures in italics indicate that the base number is less than 100.

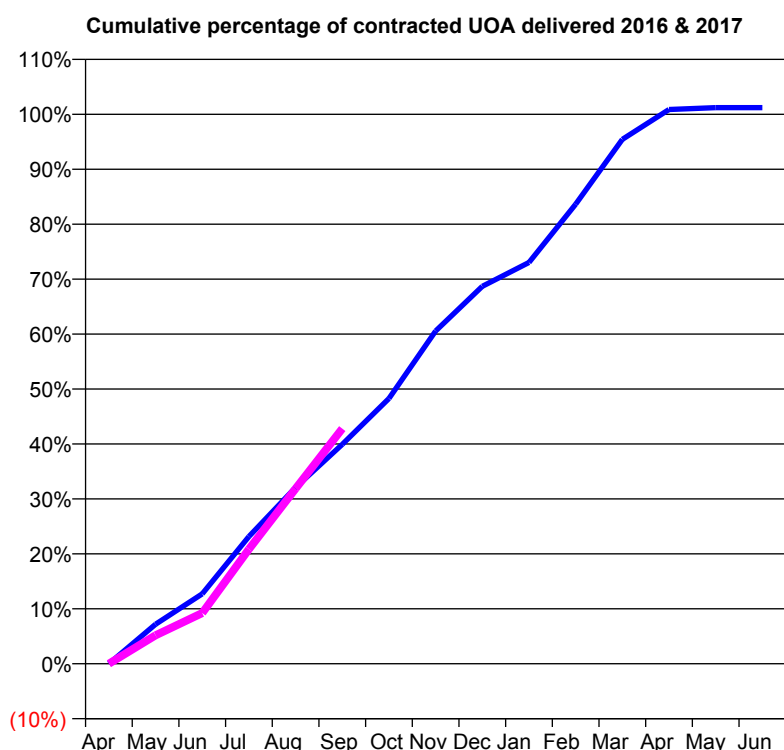
**Q45 - Vital Signs Orthodontic At a Glance Contract Report for 839728/0003 - September 2016**

Name or company name	MR NJ HUNTLEY
Contract type name	PDS Contract
Purpose of contract	Orthodontic
Contract start date	01/06/2011
Contract end date	31/03/2017

16/17 Contracted general activity (UDA)	0
Carry forward general activity (UDA)	0
16/17 Contracted orthodontic activity (UOA)	6,959
Carry forward orthodontic activity (UOA)	0
Baseline contract value	£420,157.73

**ACCESS**

	Contract	England and Wales
24 month ratio of assessments to patient IDs	1.03	1.10

**ACTIVITY**


Month	Adjusted Scheduled Activity (UOA)	
	2016	2017
April	0	0
May	501	360
June	885	642
July	1,612	1,452
August	2,234	2,218
September	2,778	2,978
October	3,359	-
November	4,214	-
December	4,780	-
January	5,082	-
February	5,821	-
March	6,641	-
April	7,020	-
May	7,043	-
June	7,043	-

**QUALITY**

	Contract Quantity	Contract Base Number	Contract *	Region	England
% of all assessments that were assess and fit appliances (rolling 12 month period)	346	593	58.3%	54.2%	54.1%
% of all assessments that were assess and refuse (rolling 12 month period)	45	593	7.6%	12.5%	12.4%
% of all assessments that were assess and review (rolling 12 month period)	202	593	34.1%	33.3%	33.5%
% of terminated courses where treatment was abandoned or discontinued (rolling 12 month period)	69	480	14.4%	7.4%	7.2%
% of completed treatments indicating that PAR score was taken (year to date)	152	176	86.4%	55.7%	58.9%
Rate of removable appliances per 100 fixed appliances - proposed treatment (rolling 12 month period)	9	678	1.33	5.51	5.66
Rate of removable appliances per 100 fixed appliances - completed treatment (rolling 12 month period)	6	761	0.79	4.71	4.88
% of courses of treatment with removable appliances only - proposed treatment (rolling 12 month period)	2	346	0.6%	1.8%	2.1%
% of courses of treatment with removable appliances only - completed treatment (rolling 12 month period)	6	411	1.5%	1.0%	1.5%
% of patients satisfied with the treatment they have received (rolling 12 month period)	13	15	86.7%	96.7%	95.7%

\* Figures in italics indicate that the base number is less than 100.

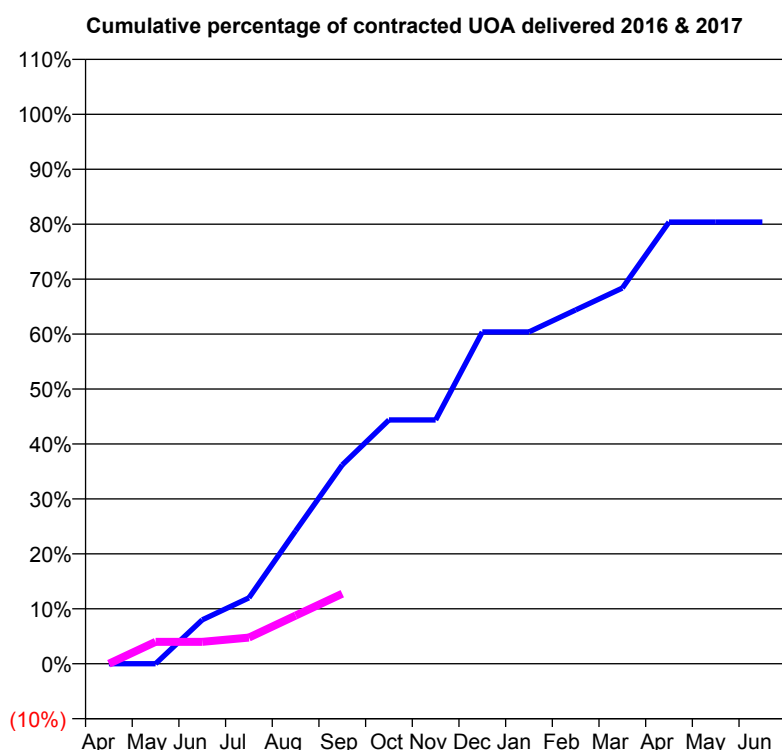
**Q45 - Vital Signs Orthodontic At a Glance Contract Report for 919047/0001 - September 2016**

Name or company name	MR TR LEWIS
Contract type name	GDS Contract
Purpose of contract	General and Orthodontic
Contract start date	01/04/2006
Contract end date	

16/17 Contracted general activity (UDA)	4,075
Carry forward general activity (UDA)	0
16/17 Contracted orthodontic activity (UOA)	525
Carry forward orthodontic activity (UOA)	0
Baseline contract value	£104,013.44

**ACCESS**

	Contract	England and Wales
24 month ratio of assessments to patient IDs	1.03	1.10

**ACTIVITY**


Month	Adjusted Scheduled Activity (UOA)	
	2016	2017
April	0	0
May	0	21
June	42	21
July	63	25
August	127	46
September	190	67
October	233	
November	233	
December	317	
January	317	
February	338	
March	359	
April	422	
May	422	
June	422	

**QUALITY**

	Contract Quantity	Contract Base Number	Contract *	Region	England
% of all assessments that were assess and fit appliances (rolling 12 month period)	15	16	93.8%	54.2%	54.1%
% of all assessments that were assess and refuse (rolling 12 month period)	0	16	0.0%	12.5%	12.4%
% of all assessments that were assess and review (rolling 12 month period)	1	16	6.3%	33.3%	33.5%
% of terminated courses where treatment was abandoned or discontinued (rolling 12 month period)	1	19	5.3%	7.4%	7.2%
% of completed treatments indicating that PAR score was taken (year to date)	5	5	100.0%	55.7%	58.9%
Rate of removable appliances per 100 fixed appliances - proposed treatment (rolling 12 month period)	2	24	8.33	5.51	5.66
Rate of removable appliances per 100 fixed appliances - completed treatment (rolling 12 month period)	2	28	7.14	4.71	4.88
% of courses of treatment with removable appliances only - proposed treatment (rolling 12 month period)	1	15	6.7%	1.8%	2.1%
% of courses of treatment with removable appliances only - completed treatment (rolling 12 month period)	2	18	11.1%	1.0%	1.5%
% of patients satisfied with the treatment they have received (rolling 12 month period)	0	0	N/A	96.7%	95.7%

\* Figures in italics indicate that the base number is less than 100.

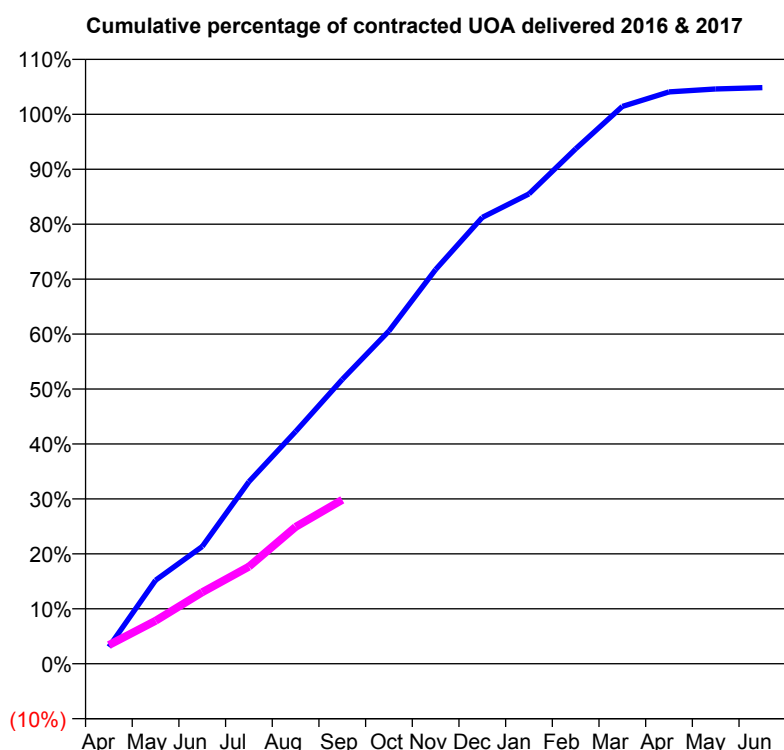
**Q46 - Vital Signs Orthodontic At a Glance Contract Report for 101281/0088 - September 2016**

Name or company name	OASIS DENTAL CARE LTD
Contract type name	PDS Contract
Purpose of contract	Orthodontic
Contract start date	01/04/2006
Contract end date	31/03/2018

16/17 Contracted general activity (UDA)	0
Carry forward general activity (UDA)	0
16/17 Contracted orthodontic activity (UOA)	9,019
Carry forward orthodontic activity (UOA)	-160
Baseline contract value	£544,053.24

**ACCESS**

	Contract	England and Wales
24 month ratio of assessments to patient IDs	1.26	1.10

**ACTIVITY**


Month	Adjusted Scheduled Activity (UOA)	
	2016	2017
April	246	307
May	1,214	706
June	1,705	1,174
July	2,646	1,595
August	3,376	2,246
September	4,134	2,691
October	4,837	
November	5,731	
December	6,488	
January	6,830	
February	7,485	
March	8,101	
April	8,313	
May	8,355	
June	8,376	

**QUALITY**

	Contract Quantity	Contract Base Number	Contract *	Region	England
% of all assessments that were assess and fit appliances (rolling 12 month period)	326	363	89.8%	54.2%	54.1%
% of all assessments that were assess and refuse (rolling 12 month period)	12	363	3.3%	12.5%	12.4%
% of all assessments that were assess and review (rolling 12 month period)	25	363	6.9%	33.3%	33.5%
% of terminated courses where treatment was abandoned or discontinued (rolling 12 month period)	6	226	2.7%	7.4%	7.2%
% of completed treatments indicating that PAR score was taken (year to date)	69	115	60.0%	55.7%	58.9%
Rate of removable appliances per 100 fixed appliances - proposed treatment (rolling 12 month period)	11	625	1.76	5.51	5.66
Rate of removable appliances per 100 fixed appliances - completed treatment (rolling 12 month period)	33	405	8.15	4.71	4.88
% of courses of treatment with removable appliances only - proposed treatment (rolling 12 month period)	4	326	1.2%	1.8%	2.1%
% of courses of treatment with removable appliances only - completed treatment (rolling 12 month period)	4	220	1.8%	1.0%	1.5%
% of patients satisfied with the treatment they have received (rolling 12 month period)	10	10	100.0%	96.7%	95.7%

\* Figures in italics indicate that the base number is less than 100.

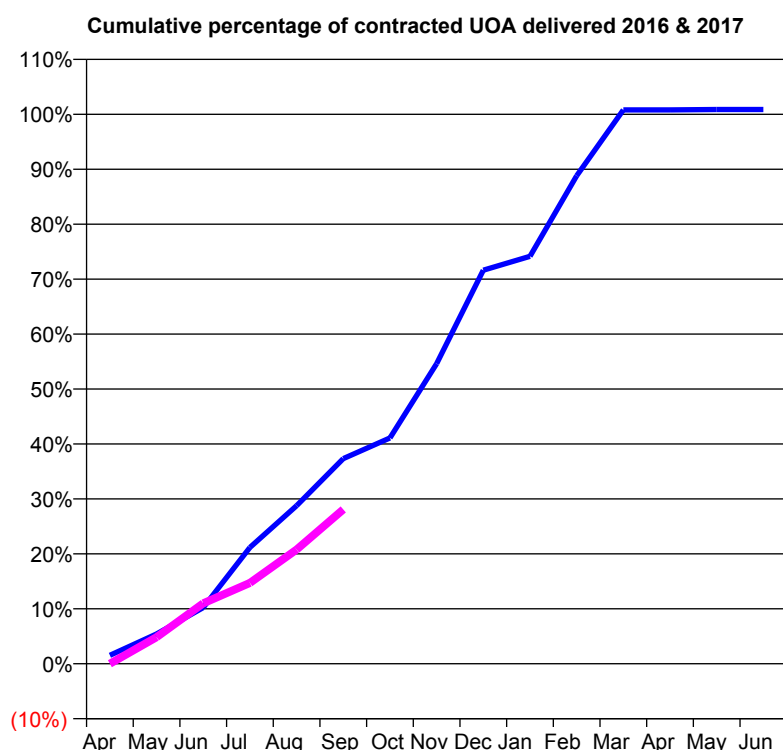


**Q46 - Vital Signs Orthodontic At a Glance Contract Report for 101281/0146 - September 2016**

Name or company name	OASIS DENTAL CARE LTD	16/17 Contracted general activity (UDA)	0
Contract type name	PDS Contract	Carry forward general activity (UDA)	0
Purpose of contract	Orthodontic	16/17 Contracted orthodontic activity (UOA)	1,752
Contract start date	01/04/2006	Carry forward orthodontic activity (UOA)	0
Contract end date	31/03/2018	Baseline contract value	£112,200.14

**ACCESS**

	Contract	England and Wales
24 month ratio of assessments to patient IDs	1.09	1.10

**ACTIVITY**


Month	Adjusted Scheduled Activity (UOA)	
	2016	2017
April	27	0
May	95	85
June	179	193
July	371	258
August	504	364
September	654	492
October	720	
November	957	
December	1,255	
January	1,299	
February	1,556	
March	1,766	
April	1,766	
May	1,767	
June	1,767	

**QUALITY**

	Contract Quantity	Contract Base Number	Contract *	Region	England
% of all assessments that were assess and fit appliances (rolling 12 month period)	75	103	72.8%	54.2%	54.1%
% of all assessments that were assess and refuse (rolling 12 month period)	10	103	9.7%	12.5%	12.4%
% of all assessments that were assess and review (rolling 12 month period)	18	103	17.5%	33.3%	33.5%
% of terminated courses where treatment was abandoned or discontinued (rolling 12 month period)	1	87	1.1%	7.4%	7.2%
% of completed treatments indicating that PAR score was taken (year to date)	13	50	26.0%	55.7%	58.9%
Rate of removable appliances per 100 fixed appliances - proposed treatment (rolling 12 month period)	47	145	32.41	5.51	5.66
Rate of removable appliances per 100 fixed appliances - completed treatment (rolling 12 month period)	53	168	31.55	4.71	4.88
% of courses of treatment with removable appliances only - proposed treatment (rolling 12 month period)	0	75	0.0%	1.8%	2.1%
% of courses of treatment with removable appliances only - completed treatment (rolling 12 month period)	1	86	1.2%	1.0%	1.5%
% of patients satisfied with the treatment they have received (rolling 12 month period)	2	2	100.0%	96.7%	95.7%

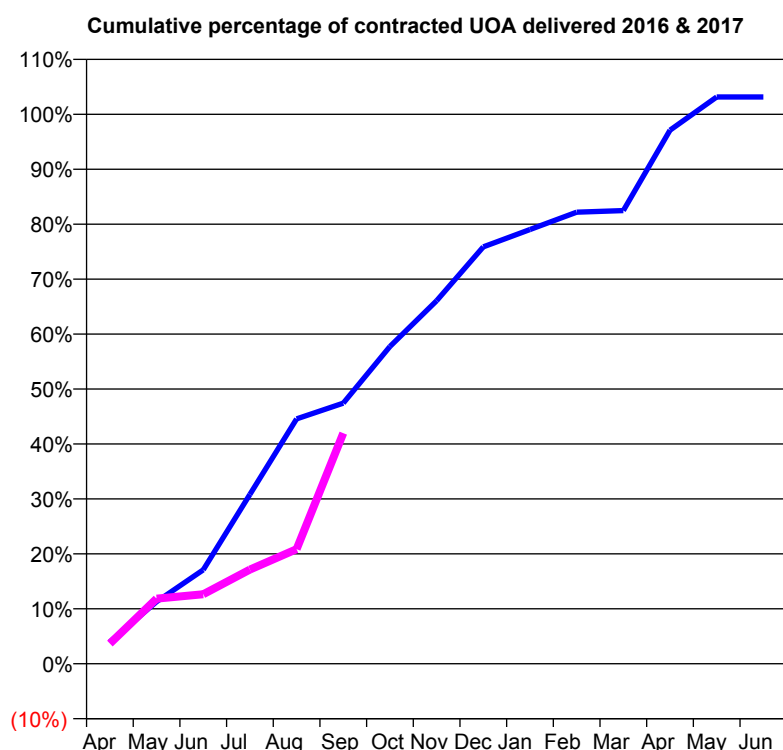
\* Figures in italics indicate that the base number is less than 100.

**Q46 - Vital Signs Orthodontic At a Glance Contract Report for 101281/0209 - September 2016**

Name or company name	OASIS DENTAL CARE LTD	16/17 Contracted general activity (UDA)	0
Contract type name	PDS Contract	Carry forward general activity (UDA)	0
Purpose of contract	Orthodontic	16/17 Contracted orthodontic activity (UOA)	7,971
Contract start date	01/09/2009	Carry forward orthodontic activity (UOA)	-147
Contract end date	31/03/2018	Baseline contract value	£480,841.42

**ACCESS**

	Contract	England and Wales
24 month ratio of assessments to patient IDs	1.06	1.10

**ACTIVITY**


Month	Adjusted Scheduled Activity (UOA)	
	2016	2017
April	294	294
May	829	945
June	1,256	1,008
July	2,264	1,367
August	3,274	1,662
September	3,484	3,346
October	4,242	
November	4,852	
December	5,572	
January	5,805	
February	6,036	
March	6,057	
April	7,133	
May	7,576	
June	7,576	

**QUALITY**

	Contract Quantity	Contract Base Number	Contract *	Region	England
% of all assessments that were assess and fit appliances (rolling 12 month period)	374	381	98.2%	54.2%	54.1%
% of all assessments that were assess and refuse (rolling 12 month period)	0	381	0.0%	12.5%	12.4%
% of all assessments that were assess and review (rolling 12 month period)	7	381	1.8%	33.3%	33.5%
% of terminated courses where treatment was abandoned or discontinued (rolling 12 month period)	2	94	2.1%	7.4%	7.2%
% of completed treatments indicating that PAR score was taken (year to date)	2	2	100.0%	55.7%	58.9%
Rate of removable appliances per 100 fixed appliances - proposed treatment (rolling 12 month period)	67	744	9.01	5.51	5.66
Rate of removable appliances per 100 fixed appliances - completed treatment (rolling 12 month period)	35	121	28.93	4.71	4.88
% of courses of treatment with removable appliances only - proposed treatment (rolling 12 month period)	1	374	0.3%	1.8%	2.1%
% of courses of treatment with removable appliances only - completed treatment (rolling 12 month period)	13	92	14.1%	1.0%	1.5%
% of patients satisfied with the treatment they have received (rolling 12 month period)	2	2	100.0%	96.7%	95.7%

\* Figures in italics indicate that the base number is less than 100.

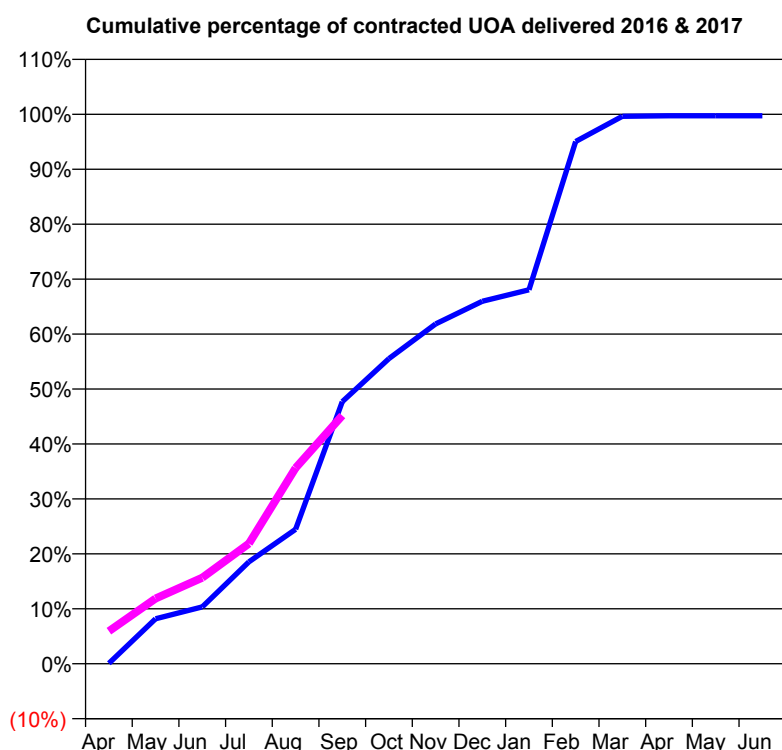
**Q46 - Vital Signs Orthodontic At a Glance Contract Report for 102903/0001 - September 2016**

Name or company name	Fogg, Whittingham & Casserley
Contract type name	GDS Contract
Purpose of contract	General and Orthodontic
Contract start date	01/04/2006
Contract end date	

16/17 Contracted general activity (UDA)	39,616
Carry forward general activity (UDA)	5
16/17 Contracted orthodontic activity (UOA)	1,111
Carry forward orthodontic activity (UOA)	3
Baseline contract value	£1,177,112.88

**ACCESS**

	Contract	England and Wales
24 month ratio of assessments to patient IDs	1.10	1.10

**ACTIVITY**


Month	Adjusted Scheduled Activity (UOA)	
	2016	2017
April	1	66
May	91	132
June	115	174
July	206	243
August	272	396
September	530	502
October	617	
November	687	
December	733	
January	756	
February	1,056	
March	1,107	
April	1,108	
May	1,108	
June	1,108	

**QUALITY**

	Contract Quantity	Contract Base Number	Contract *	Region	England
% of all assessments that were assess and fit appliances (rolling 12 month period)	50	105	47.6%	54.2%	54.1%
% of all assessments that were assess and refuse (rolling 12 month period)	1	105	1.0%	12.5%	12.4%
% of all assessments that were assess and review (rolling 12 month period)	54	105	51.4%	33.3%	33.5%
% of terminated courses where treatment was abandoned or discontinued (rolling 12 month period)	14	38	36.8%	7.4%	7.2%
% of completed treatments indicating that PAR score was taken (year to date)	7	14	50.0%	55.7%	58.9%
Rate of removable appliances per 100 fixed appliances - proposed treatment (rolling 12 month period)	0	0	N/A	5.51	5.66
Rate of removable appliances per 100 fixed appliances - completed treatment (rolling 12 month period)	0	0	N/A	4.71	4.88
% of courses of treatment with removable appliances only - proposed treatment (rolling 12 month period)	0	50	0.0%	1.8%	2.1%
% of courses of treatment with removable appliances only - completed treatment (rolling 12 month period)	0	24	0.0%	1.0%	1.5%
% of patients satisfied with the treatment they have received (rolling 12 month period)	2	2	100.0%	96.7%	95.7%

\* Figures in italics indicate that the base number is less than 100.

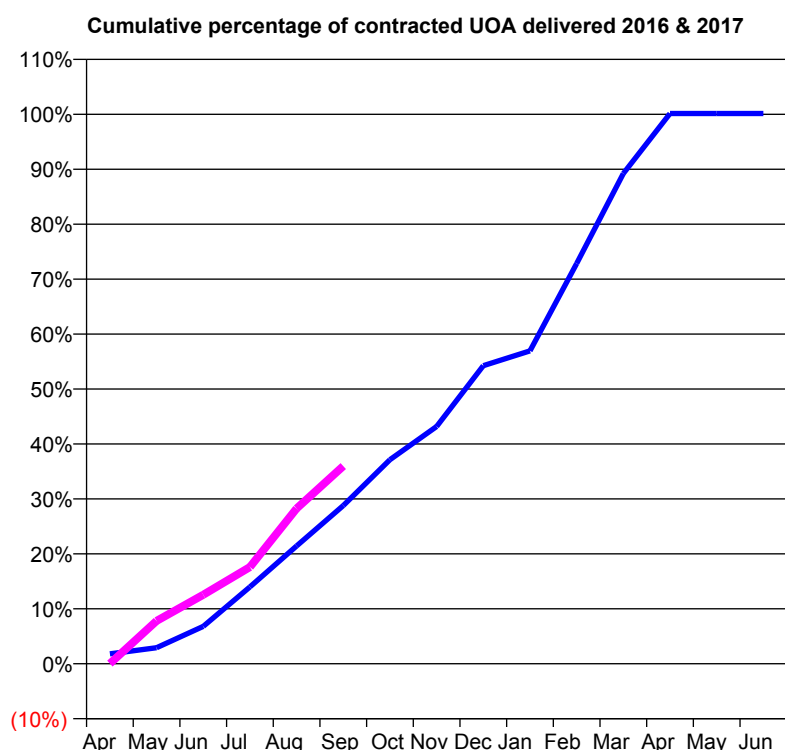
**Q46 - Vital Signs Orthodontic At a Glance Contract Report for 104507/0001 - September 2016**

Name or company name	Heaton Mersey Orthodontic Centre
Contract type name	PDS Contract
Purpose of contract	Orthodontic
Contract start date	01/04/2006
Contract end date	31/03/2018

16/17 Contracted general activity (UDA)	0
Carry forward general activity (UDA)	0
16/17 Contracted orthodontic activity (UOA)	16,392
Carry forward orthodontic activity (UOA)	-5
Baseline contract value	£1,123,328.32

**ACCESS**

	Contract	England and Wales
24 month ratio of assessments to patient IDs	1.17	1.10

**ACTIVITY**


Month	Adjusted Scheduled Activity (UOA)	
	2016	2017
April	298	5
May	478	1,278
June	1,114	2,059
July	2,294	2,887
August	3,514	4,632
September	4,719	5,898
October	6,088	
November	7,078	
December	8,893	
January	9,335	
February	11,941	
March	14,625	
April	16,415	
May	16,415	
June	16,415	

**QUALITY**

	Contract Quantity	Contract Base Number	Contract *	Region	England
% of all assessments that were assess and fit appliances (rolling 12 month period)	847	926	91.5%	54.2%	54.1%
% of all assessments that were assess and refuse (rolling 12 month period)	38	926	4.1%	12.5%	12.4%
% of all assessments that were assess and review (rolling 12 month period)	41	926	4.4%	33.3%	33.5%
% of terminated courses where treatment was abandoned or discontinued (rolling 12 month period)	49	697	7.0%	7.4%	7.2%
% of completed treatments indicating that PAR score was taken (year to date)	461	484	95.2%	55.7%	58.9%
Rate of removable appliances per 100 fixed appliances - proposed treatment (rolling 12 month period)	14	1,660	0.84	5.51	5.66
Rate of removable appliances per 100 fixed appliances - completed treatment (rolling 12 month period)	6	1,284	0.47	4.71	4.88
% of courses of treatment with removable appliances only - proposed treatment (rolling 12 month period)	14	847	1.7%	1.8%	2.1%
% of courses of treatment with removable appliances only - completed treatment (rolling 12 month period)	3	648	0.5%	1.0%	1.5%
% of patients satisfied with the treatment they have received (rolling 12 month period)	31	32	96.9%	96.7%	95.7%

\* Figures in italics indicate that the base number is less than 100.

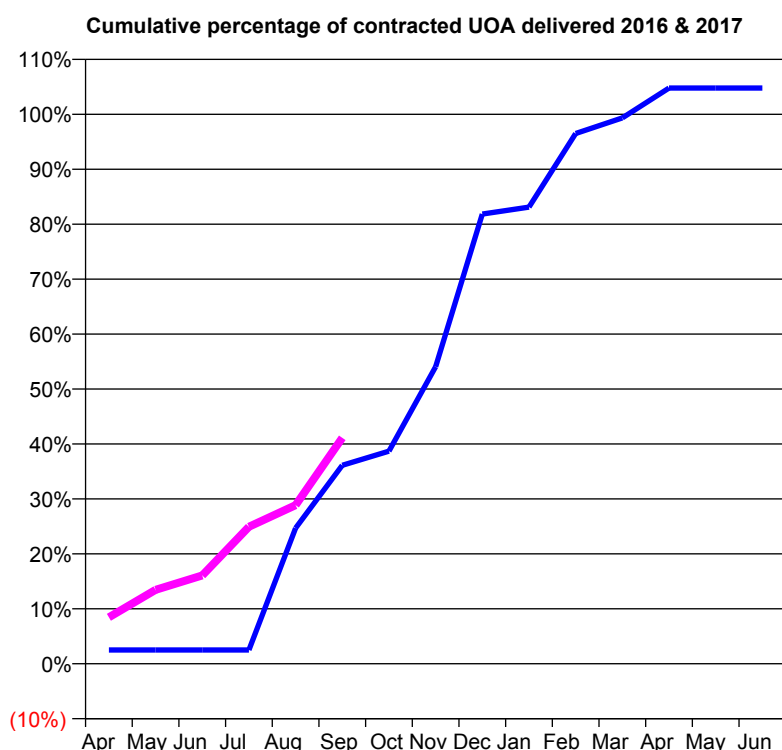
**Q46 - Vital Signs Orthodontic At a Glance Contract Report for 108367/0001 - September 2016**

Name or company name	Bell Lane Dental Practice
Contract type name	GDS Contract
Purpose of contract	General and Orthodontic
Contract start date	01/04/2012
Contract end date	

16/17 Contracted general activity (UDA)	12,338
Carry forward general activity (UDA)	-169
16/17 Contracted orthodontic activity (UOA)	1,680
Carry forward orthodontic activity (UOA)	-34
Baseline contract value	£559,800.51

**ACCESS**

	Contract	England and Wales
24 month ratio of assessments to patient IDs	1.12	1.10

**ACTIVITY**


Month	Adjusted Scheduled Activity (UOA)	
	2016	2017
April	42	142
May	42	226
June	42	270
July	42	419
August	415	485
September	607	691
October	650	
November	908	
December	1,375	
January	1,396	
February	1,621	
March	1,669	
April	1,760	
May	1,760	
June	1,760	

**QUALITY**

	Contract Quantity	Contract Base Number	Contract *	Region	England
% of all assessments that were assess and fit appliances (rolling 12 month period)	84	144	58.3%	54.2%	54.1%
% of all assessments that were assess and refuse (rolling 12 month period)	32	144	22.2%	12.5%	12.4%
% of all assessments that were assess and review (rolling 12 month period)	28	144	19.4%	33.3%	33.5%
% of terminated courses where treatment was abandoned or discontinued (rolling 12 month period)	31	67	46.3%	7.4%	7.2%
% of completed treatments indicating that PAR score was taken (year to date)	0	3	0.0%	55.7%	58.9%
Rate of removable appliances per 100 fixed appliances - proposed treatment (rolling 12 month period)	0	1	0.00	5.51	5.66
Rate of removable appliances per 100 fixed appliances - completed treatment (rolling 12 month period)	1	48	2.08	4.71	4.88
% of courses of treatment with removable appliances only - proposed treatment (rolling 12 month period)	0	84	0.0%	1.8%	2.1%
% of courses of treatment with removable appliances only - completed treatment (rolling 12 month period)	1	36	2.8%	1.0%	1.5%
% of patients satisfied with the treatment they have received (rolling 12 month period)	3	3	100.0%	96.7%	95.7%

\* Figures in italics indicate that the base number is less than 100.

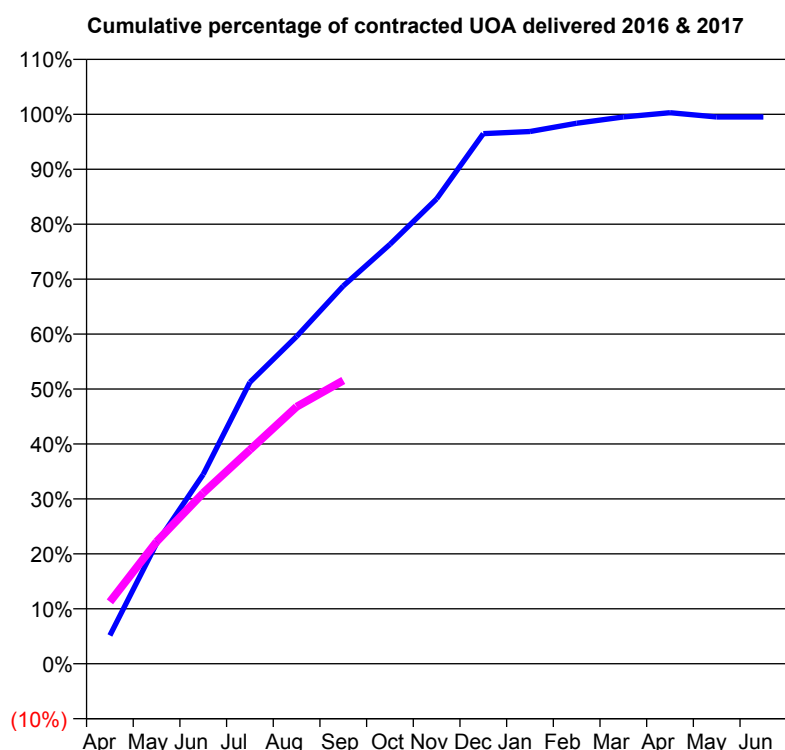
**Q46 - Vital Signs Orthodontic At a Glance Contract Report for 125040/0001 - September 2016**

Name or company name	Red Rose Dental Group
Contract type name	GDS Contract
Purpose of contract	General and Orthodontic
Contract start date	01/04/2013
Contract end date	

16/17 Contracted general activity (UDA)	6,575
Carry forward general activity (UDA)	68
16/17 Contracted orthodontic activity (UOA)	5,533
Carry forward orthodontic activity (UOA)	27
Baseline contract value	£559,552.17

**ACCESS**

	Contract	England and Wales
24 month ratio of assessments to patient IDs	1.05	1.10

**ACTIVITY**


Month	Adjusted Scheduled Activity (UOA)	
	2016	2017
April	285	624
May	1,212	1,229
June	1,907	1,721
July	2,835	2,154
August	3,296	2,588
September	3,804	2,852
October	4,224	
November	4,681	
December	5,338	
January	5,359	
February	5,443	
March	5,506	
April	5,549	
May	5,506	
June	5,506	

**QUALITY**

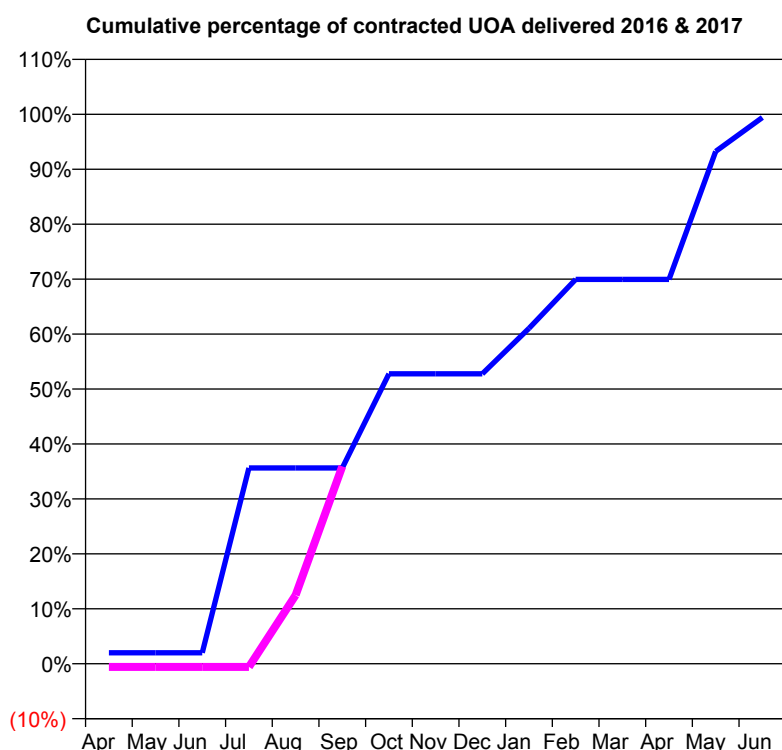
	Contract Quantity	Contract Base Number	Contract *	Region	England
% of all assessments that were assess and fit appliances (rolling 12 month period)	214	383	55.9%	54.2%	54.1%
% of all assessments that were assess and refuse (rolling 12 month period)	89	383	23.2%	12.5%	12.4%
% of all assessments that were assess and review (rolling 12 month period)	80	383	20.9%	33.3%	33.5%
% of terminated courses where treatment was abandoned or discontinued (rolling 12 month period)	14	217	6.5%	7.4%	7.2%
% of completed treatments indicating that PAR score was taken (year to date)	52	99	52.5%	55.7%	58.9%
Rate of removable appliances per 100 fixed appliances - proposed treatment (rolling 12 month period)	26	418	6.22	5.51	5.66
Rate of removable appliances per 100 fixed appliances - completed treatment (rolling 12 month period)	9	379	2.37	4.71	4.88
% of courses of treatment with removable appliances only - proposed treatment (rolling 12 month period)	1	214	0.5%	1.8%	2.1%
% of courses of treatment with removable appliances only - completed treatment (rolling 12 month period)	1	203	0.5%	1.0%	1.5%
% of patients satisfied with the treatment they have received (rolling 12 month period)	5	6	83.3%	96.7%	95.7%

\* Figures in italics indicate that the base number is less than 100.

**Q46 - Vital Signs Orthodontic At a Glance Contract Report for 126535/0001 - September 2016**

Name or company name	KML Orthodontics	16/17 Contracted general activity (UDA)	0
Contract type name	PDS Contract	Carry forward general activity (UDA)	0
Purpose of contract	Orthodontic	16/17 Contracted orthodontic activity (UOA)	3,065
Contract start date	01/04/2012	Carry forward orthodontic activity (UOA)	18
Contract end date	31/03/2017	Baseline contract value	£178,290.98

ACCESS	Contract	England and Wales
24 month ratio of assessments to patient IDs	1.00	1.10

**ACTIVITY**


Month	Adjusted Scheduled Activity (UOA)	
	2016	2017
April	61	-18
May	61	-18
June	61	-18
July	1,092	-18
August	1,092	383
September	1,092	1,101
October	1,617	
November	1,617	
December	1,617	
January	1,871	
February	2,144	
March	2,144	
April	2,144	
May	2,858	
June	3,047	

**QUALITY**

	Contract Quantity	Contract Base Number	Contract *	Region	England
% of all assessments that were assess and fit appliances (rolling 12 month period)	146	156	93.6%	54.2%	54.1%
% of all assessments that were assess and refuse (rolling 12 month period)	5	156	3.2%	12.5%	12.4%
% of all assessments that were assess and review (rolling 12 month period)	5	156	3.2%	33.3%	33.5%
% of terminated courses where treatment was abandoned or discontinued (rolling 12 month period)	12	109	11.0%	7.4%	7.2%
% of completed treatments indicating that PAR score was taken (year to date)	47	48	97.9%	55.7%	58.9%
Rate of removable appliances per 100 fixed appliances - proposed treatment (rolling 12 month period)	10	290	3.45	5.51	5.66
Rate of removable appliances per 100 fixed appliances - completed treatment (rolling 12 month period)	5	133	3.76	4.71	4.88
% of courses of treatment with removable appliances only - proposed treatment (rolling 12 month period)	0	146	0.0%	1.8%	2.1%
% of courses of treatment with removable appliances only - completed treatment (rolling 12 month period)	0	97	0.0%	1.0%	1.5%
% of patients satisfied with the treatment they have received (rolling 12 month period)	2	3	66.7%	96.7%	95.7%

\* Figures in italics indicate that the base number is less than 100.

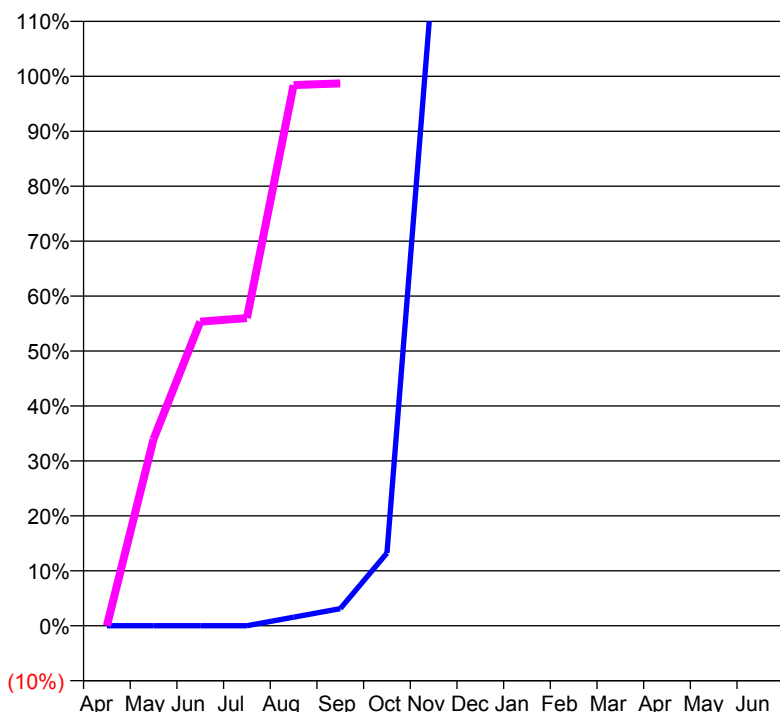
**Q46 - Vital Signs Orthodontic At a Glance Contract Report for 134899/0001 - September 2016**

Name or company name	High Lane Partnership
Contract type name	GDS Contract
Purpose of contract	General and Orthodontic
Contract start date	01/06/2015
Contract end date	

16/17 Contracted general activity (UDA)	14,969
Carry forward general activity (UDA)	-299
16/17 Contracted orthodontic activity (UOA)	309
Carry forward orthodontic activity (UOA)	0
Baseline contract value	£432,982.12

**ACCESS**

	Contract	England and Wales
24 month ratio of assessments to patient IDs	1.04	1.10

**ACTIVITY**
**Cumulative percentage of contracted UOA delivered 2016 & 2017**

**Adjusted Scheduled Activity (UOA)**

Month	2016	2017
April	0	0
May	0	105
June	0	171
July	0	173
August	4	304
September	8	305
October	34	
November	308	
December	310	
January	310	
February	310	
March	310	
April	310	
May	310	
June	310	

**QUALITY**

	Contract Quantity	Contract Base Number	Contract *	Region	England
% of all assessments that were assess and fit appliances (rolling 12 month period)	29	48	60.4%	54.2%	54.1%
% of all assessments that were assess and refuse (rolling 12 month period)	9	48	18.8%	12.5%	12.4%
% of all assessments that were assess and review (rolling 12 month period)	10	48	20.8%	33.3%	33.5%
% of terminated courses where treatment was abandoned or discontinued (rolling 12 month period)	0	1	0.0%	7.4%	7.2%
% of completed treatments indicating that PAR score was taken (year to date)	0	0	N/A	55.7%	58.9%
Rate of removable appliances per 100 fixed appliances - proposed treatment (rolling 12 month period)	0	0	N/A	5.51	5.66
Rate of removable appliances per 100 fixed appliances - completed treatment (rolling 12 month period)	0	0	N/A	4.71	4.88
% of courses of treatment with removable appliances only - proposed treatment (rolling 12 month period)	0	29	0.0%	1.8%	2.1%
% of courses of treatment with removable appliances only - completed treatment (rolling 12 month period)	0	1	0.0%	1.0%	1.5%
% of patients satisfied with the treatment they have received (rolling 12 month period)	2	2	100.0%	96.7%	95.7%

\* Figures in italics indicate that the base number is less than 100.



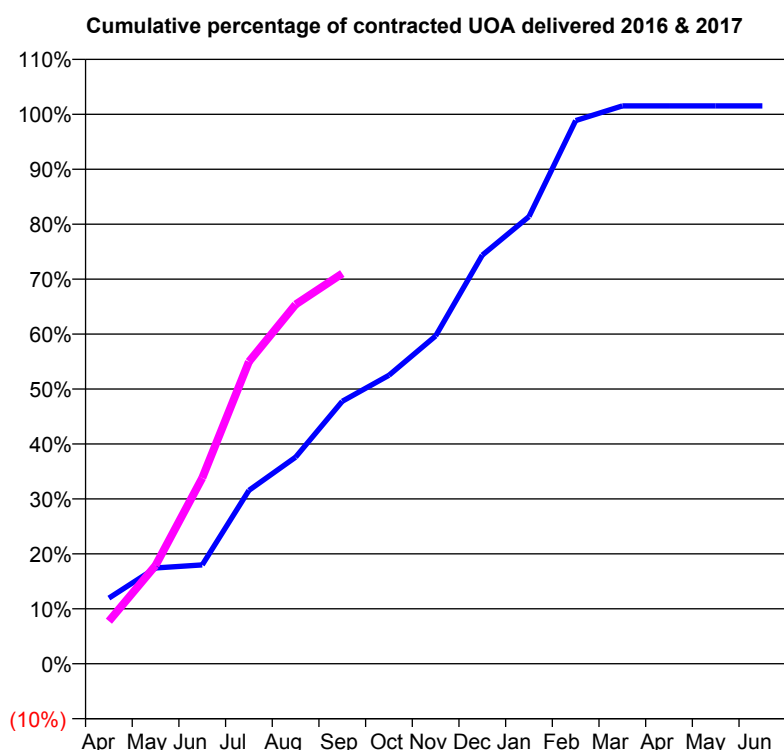
**Q46 - Vital Signs Orthodontic At a Glance Contract Report for 136433/0001 - September 2016**

Name or company name	Links Associates Salford Ltd
Contract type name	PDS Contract
Purpose of contract	Orthodontic
Contract start date	01/07/2014
Contract end date	31/03/2019

16/17 Contracted general activity (UDA)	0
Carry forward general activity (UDA)	0
16/17 Contracted orthodontic activity (UOA)	12,025
Carry forward orthodontic activity (UOA)	-169
Baseline contract value	£725,353.93

**ACCESS**

	Contract	England and Wales
24 month ratio of assessments to patient IDs	1.01	1.10

**ACTIVITY**


Month	Adjusted Scheduled Activity (UOA)	
	2016	2017
April	1,333	933
May	1,944	2,153
June	2,007	4,066
July	3,519	6,611
August	4,191	7,862
September	5,325	8,540
October	5,852	
November	6,650	
December	8,290	
January	9,073	
February	11,021	
March	11,317	
April	11,317	
May	11,317	
June	11,317	

**QUALITY**

	Contract Quantity	Contract Base Number	Contract *	Region	England
% of all assessments that were assess and fit appliances (rolling 12 month period)	691	691	100.0%	54.2%	54.1%
% of all assessments that were assess and refuse (rolling 12 month period)	0	691	0.0%	12.5%	12.4%
% of all assessments that were assess and review (rolling 12 month period)	0	691	0.0%	33.3%	33.5%
% of terminated courses where treatment was abandoned or discontinued (rolling 12 month period)	32	494	6.5%	7.4%	7.2%
% of completed treatments indicating that PAR score was taken (year to date)	204	246	82.9%	55.7%	58.9%
Rate of removable appliances per 100 fixed appliances - proposed treatment (rolling 12 month period)	101	717	14.09	5.51	5.66
Rate of removable appliances per 100 fixed appliances - completed treatment (rolling 12 month period)	0	0	N/A	4.71	4.88
% of courses of treatment with removable appliances only - proposed treatment (rolling 12 month period)	9	691	1.3%	1.8%	2.1%
% of courses of treatment with removable appliances only - completed treatment (rolling 12 month period)	0	462	0.0%	1.0%	1.5%
% of patients satisfied with the treatment they have received (rolling 12 month period)	12	12	100.0%	96.7%	95.7%

\* Figures in italics indicate that the base number is less than 100.

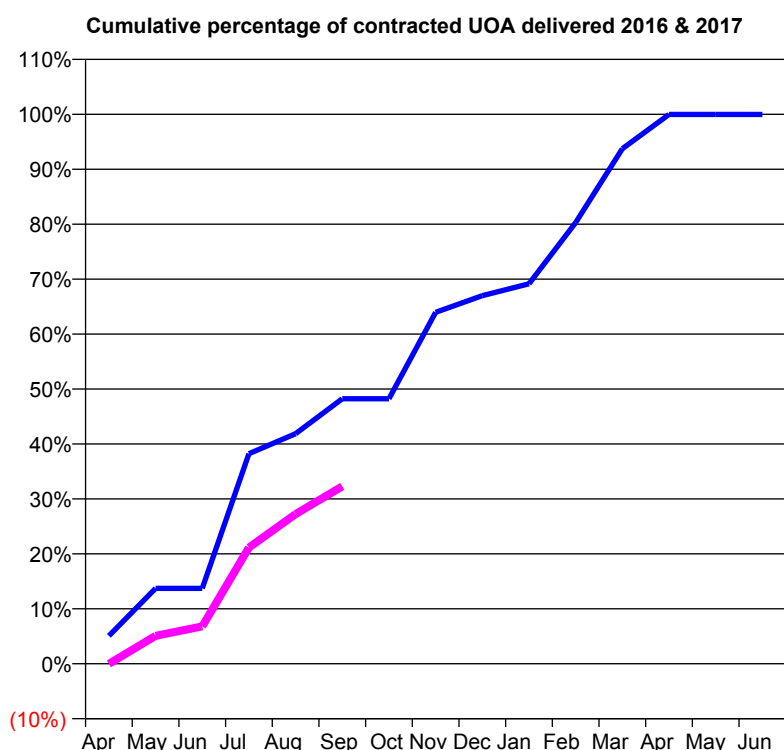
**Q46 - Vital Signs Orthodontic At a Glance Contract Report for 137596/0001 - September 2016**

Name or company name	Lotus Orthodontics
Contract type name	PDS Contract
Purpose of contract	Orthodontic
Contract start date	21/01/2010
Contract end date	31/03/2017

16/17 Contracted general activity (UDA)	0
Carry forward general activity (UDA)	0
16/17 Contracted orthodontic activity (UOA)	2,500
Carry forward orthodontic activity (UOA)	1
Baseline contract value	£144,701.43

**ACCESS**

	Contract	England and Wales
24 month ratio of assessments to patient IDs	1.04	1.10

**ACTIVITY**


Month	Adjusted Scheduled Activity (UOA)	
	2016	2017
April	127	-1
May	343	127
June	343	170
July	956	529
August	1,047	681
September	1,206	807
October	1,206	
November	1,599	
December	1,675	
January	1,729	
February	2,007	
March	2,343	
April	2,499	
May	2,499	
June	2,499	

**QUALITY**

	Contract Quantity	Contract Base Number	Contract *	Region	England
% of all assessments that were assess and fit appliances (rolling 12 month period)	97	161	60.2%	54.2%	54.1%
% of all assessments that were assess and refuse (rolling 12 month period)	40	161	24.8%	12.5%	12.4%
% of all assessments that were assess and review (rolling 12 month period)	24	161	14.9%	33.3%	33.5%
% of terminated courses where treatment was abandoned or discontinued (rolling 12 month period)	6	94	6.4%	7.4%	7.2%
% of completed treatments indicating that PAR score was taken (year to date)	51	52	98.1%	55.7%	58.9%
Rate of removable appliances per 100 fixed appliances - proposed treatment (rolling 12 month period)	8	193	4.15	5.51	5.66
Rate of removable appliances per 100 fixed appliances - completed treatment (rolling 12 month period)	22	170	12.94	4.71	4.88
% of courses of treatment with removable appliances only - proposed treatment (rolling 12 month period)	0	97	0.0%	1.8%	2.1%
% of courses of treatment with removable appliances only - completed treatment (rolling 12 month period)	1	88	1.1%	1.0%	1.5%
% of patients satisfied with the treatment they have received (rolling 12 month period)	3	4	75.0%	96.7%	95.7%

\* Figures in italics indicate that the base number is less than 100.

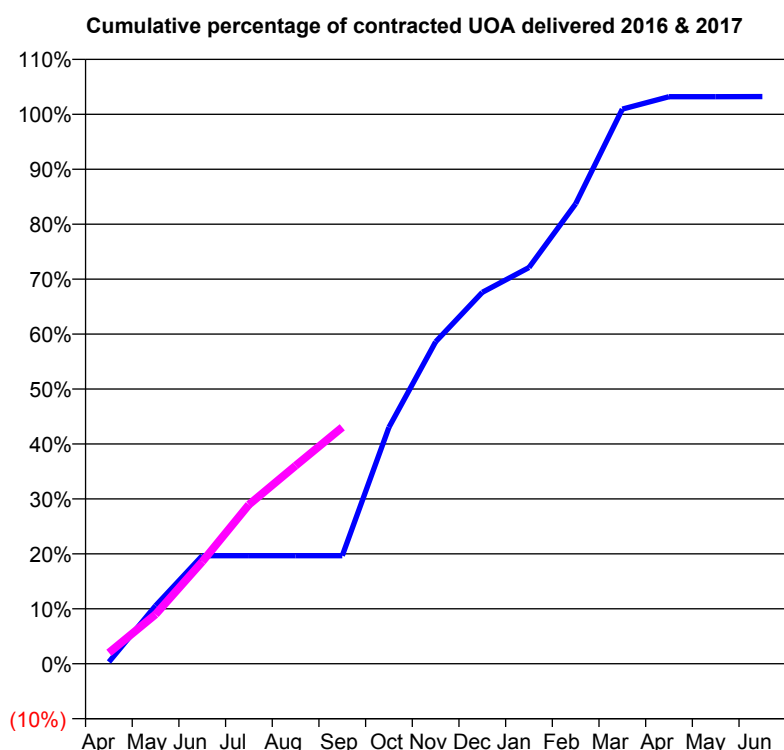
**Q46 - Vital Signs Orthodontic At a Glance Contract Report for 155985/0002 - September 2016**

Name or company name	Northern Orthodontics
Contract type name	PDS Contract
Purpose of contract	Orthodontic
Contract start date	01/04/2012
Contract end date	31/03/2017

16/17 Contracted general activity (UDA)	0
Carry forward general activity (UDA)	0
16/17 Contracted orthodontic activity (UOA)	5,596
Carry forward orthodontic activity (UOA)	-112
Baseline contract value	£323,899.68

**ACCESS**

	Contract	England and Wales
24 month ratio of assessments to patient IDs	1.03	1.10

**ACTIVITY**


Month	Adjusted Scheduled Activity (UOA)	
	2016	2017
April	19	112
May	592	503
June	1,101	1,039
July	1,101	1,621
August	1,101	2,017
September	1,101	2,409
October	2,408	
November	3,279	
December	3,782	
January	4,035	
February	4,685	
March	5,649	
April	5,775	
May	5,775	
June	5,776	

**QUALITY**

	Contract Quantity	Contract Base Number	Contract *	Region	England
% of all assessments that were assess and fit appliances (rolling 12 month period)	323	496	65.1%	54.2%	54.1%
% of all assessments that were assess and refuse (rolling 12 month period)	0	496	0.0%	12.5%	12.4%
% of all assessments that were assess and review (rolling 12 month period)	173	496	34.9%	33.3%	33.5%
% of terminated courses where treatment was abandoned or discontinued (rolling 12 month period)	40	331	12.1%	7.4%	7.2%
% of completed treatments indicating that PAR score was taken (year to date)	125	125	100.0%	55.7%	58.9%
Rate of removable appliances per 100 fixed appliances - proposed treatment (rolling 12 month period)	18	646	2.79	5.51	5.66
Rate of removable appliances per 100 fixed appliances - completed treatment (rolling 12 month period)	0	0	N/A	4.71	4.88
% of courses of treatment with removable appliances only - proposed treatment (rolling 12 month period)	0	323	0.0%	1.8%	2.1%
% of courses of treatment with removable appliances only - completed treatment (rolling 12 month period)	0	291	0.0%	1.0%	1.5%
% of patients satisfied with the treatment they have received (rolling 12 month period)	9	9	100.0%	96.7%	95.7%

\* Figures in italics indicate that the base number is less than 100.

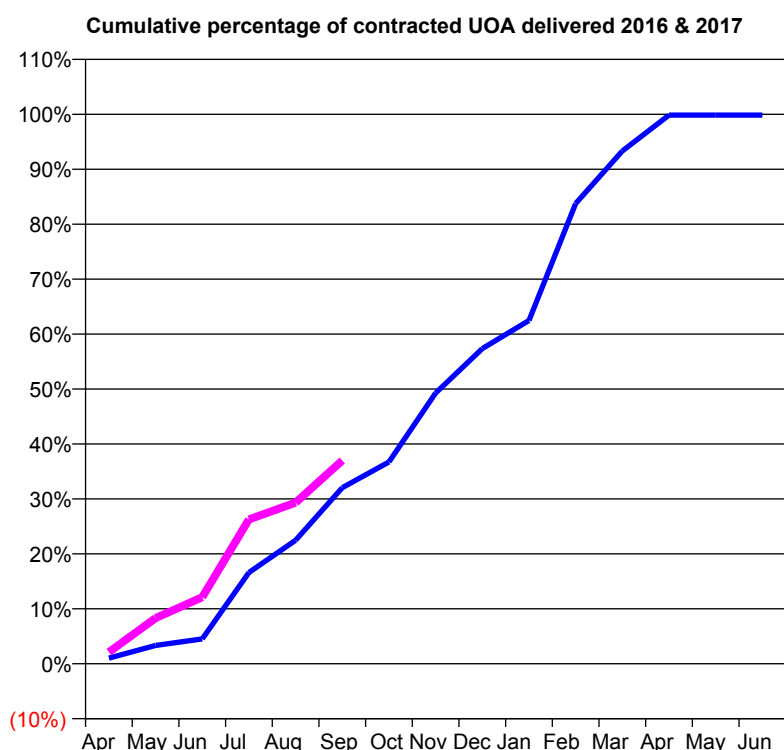
**Q46 - Vital Signs Orthodontic At a Glance Contract Report for 159336/0001 - September 2016**

Name or company name	Manchester Orthodontic Centre
Contract type name	PDS Contract
Purpose of contract	Orthodontic
Contract start date	01/04/2014
Contract end date	31/03/2017

16/17 Contracted general activity (UDA)	0
Carry forward general activity (UDA)	0
16/17 Contracted orthodontic activity (UOA)	5,500
Carry forward orthodontic activity (UOA)	9
Baseline contract value	£319,934.86

**ACCESS**

	Contract	England and Wales
24 month ratio of assessments to patient IDs	1.02	1.10

**ACTIVITY**


Month	Adjusted Scheduled Activity (UOA)	
	2016	2017
April	57	117
May	184	457
June	249	667
July	914	1,445
August	1,236	1,613
September	1,763	2,035
October	2,020	
November	2,710	
December	3,155	
January	3,436	
February	4,606	
March	5,133	
April	5,491	
May	5,491	
June	5,491	

**QUALITY**

	Contract Quantity	Contract Base Number	Contract *	Region	England
% of all assessments that were assess and fit appliances (rolling 12 month period)	277	319	86.8%	54.2%	54.1%
% of all assessments that were assess and refuse (rolling 12 month period)	19	319	6.0%	12.5%	12.4%
% of all assessments that were assess and review (rolling 12 month period)	23	319	7.2%	33.3%	33.5%
% of terminated courses where treatment was abandoned or discontinued (rolling 12 month period)	10	241	4.1%	7.4%	7.2%
% of completed treatments indicating that PAR score was taken (year to date)	87	93	93.5%	55.7%	58.9%
Rate of removable appliances per 100 fixed appliances - proposed treatment (rolling 12 month period)	16	543	2.95	5.51	5.66
Rate of removable appliances per 100 fixed appliances - completed treatment (rolling 12 month period)	28	446	6.28	4.71	4.88
% of courses of treatment with removable appliances only - proposed treatment (rolling 12 month period)	0	277	0.0%	1.8%	2.1%
% of courses of treatment with removable appliances only - completed treatment (rolling 12 month period)	0	231	0.0%	1.0%	1.5%
% of patients satisfied with the treatment they have received (rolling 12 month period)	5	5	100.0%	96.7%	95.7%

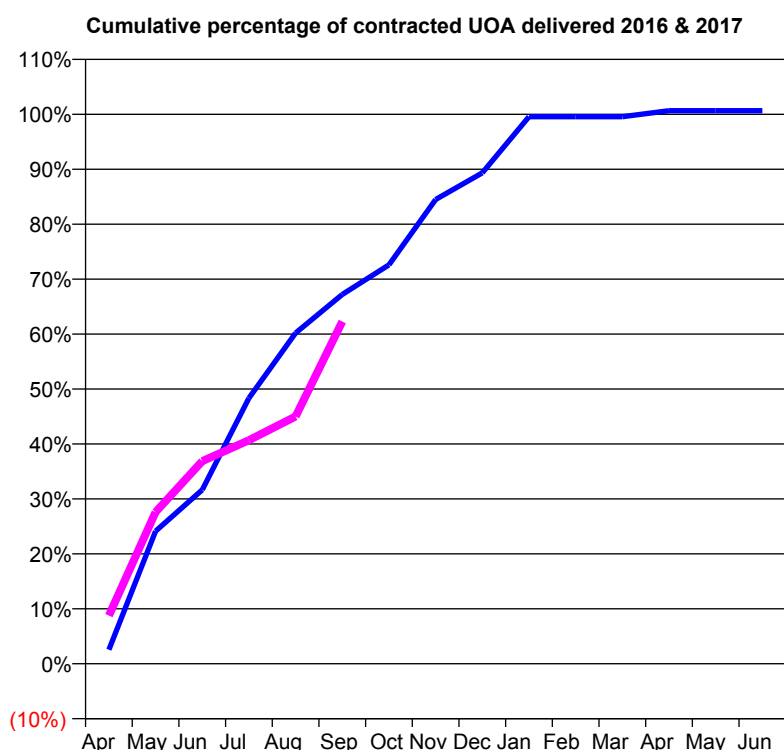
\* Figures in italics indicate that the base number is less than 100.

**Q46 - Vital Signs Orthodontic At a Glance Contract Report for 175366/0001 - September 2016**

Name or company name	Links Associates Ashton Ltd
Contract type name	PDS Contract
Purpose of contract	Orthodontic
Contract start date	01/07/2014
Contract end date	31/03/2019

16/17 Contracted general activity (UDA)	0
Carry forward general activity (UDA)	0
16/17 Contracted orthodontic activity (UOA)	3,900
Carry forward orthodontic activity (UOA)	-25
Baseline contract value	£225,734.23

ACCESS	Contract	England and Wales
24 month ratio of assessments to patient IDs	1.02	1.10

**ACTIVITY**


Month	Adjusted Scheduled Activity (UOA)	
	2016	2017
April	100	342
May	941	1,077
June	1,235	1,438
July	1,886	1,587
August	2,348	1,755
September	2,621	2,429
October	2,831	
November	3,295	
December	3,484	
January	3,883	
February	3,883	
March	3,883	
April	3,925	
May	3,925	
June	3,925	

**QUALITY**

	Contract Quantity	Contract Base Number	Contract *	Region	England
% of all assessments that were assess and fit appliances (rolling 12 month period)	178	178	100.0%	54.2%	54.1%
% of all assessments that were assess and refuse (rolling 12 month period)	0	178	0.0%	12.5%	12.4%
% of all assessments that were assess and review (rolling 12 month period)	0	178	0.0%	33.3%	33.5%
% of terminated courses where treatment was abandoned or discontinued (rolling 12 month period)	3	175	1.7%	7.4%	7.2%
% of completed treatments indicating that PAR score was taken (year to date)	34	71	47.9%	55.7%	58.9%
Rate of removable appliances per 100 fixed appliances - proposed treatment (rolling 12 month period)	3	185	1.62	5.51	5.66
Rate of removable appliances per 100 fixed appliances - completed treatment (rolling 12 month period)	0	0	N/A	4.71	4.88
% of courses of treatment with removable appliances only - proposed treatment (rolling 12 month period)	0	178	0.0%	1.8%	2.1%
% of courses of treatment with removable appliances only - completed treatment (rolling 12 month period)	0	172	0.0%	1.0%	1.5%
% of patients satisfied with the treatment they have received (rolling 12 month period)	2	2	100.0%	96.7%	95.7%

\* Figures in italics indicate that the base number is less than 100.

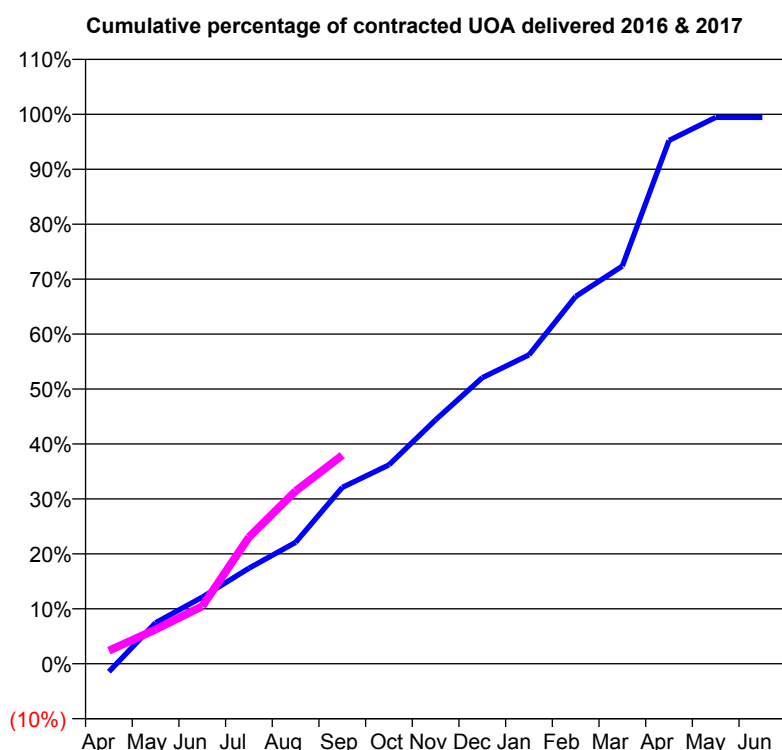
**Q46 - Vital Signs Orthodontic At a Glance Contract Report for 184551/0001 - September 2016**

Name or company name	Bamford Dental Practice
Contract type name	GDS Contract
Purpose of contract	General and Orthodontic
Contract start date	01/04/2006
Contract end date	

16/17 Contracted general activity (UDA)	9,554
Carry forward general activity (UDA)	-51
16/17 Contracted orthodontic activity (UOA)	3,597
Carry forward orthodontic activity (UOA)	20
Baseline contract value	£496,949.54

**ACCESS**

	Contract	England and Wales
24 month ratio of assessments to patient IDs	1.01	1.10

**ACTIVITY**


Month	Adjusted Scheduled Activity (UOA)	
	2016	2017
April	-53	86
May	268	225
June	436	377
July	625	829
August	795	1,131
September	1,154	1,365
October	1,302	
November	1,597	
December	1,873	
January	2,022	
February	2,404	
March	2,603	
April	3,426	
May	3,577	
June	3,577	

**QUALITY**

	Contract Quantity	Contract Base Number	Contract *	Region	England
% of all assessments that were assess and fit appliances (rolling 12 month period)	178	244	73.0%	54.2%	54.1%
% of all assessments that were assess and refuse (rolling 12 month period)	21	244	8.6%	12.5%	12.4%
% of all assessments that were assess and review (rolling 12 month period)	45	244	18.4%	33.3%	33.5%
% of terminated courses where treatment was abandoned or discontinued (rolling 12 month period)	14	159	8.8%	7.4%	7.2%
% of completed treatments indicating that PAR score was taken (year to date)	48	63	76.2%	55.7%	58.9%
Rate of removable appliances per 100 fixed appliances - proposed treatment (rolling 12 month period)	11	347	3.17	5.51	5.66
Rate of removable appliances per 100 fixed appliances - completed treatment (rolling 12 month period)	9	285	3.16	4.71	4.88
% of courses of treatment with removable appliances only - proposed treatment (rolling 12 month period)	1	178	0.6%	1.8%	2.1%
% of courses of treatment with removable appliances only - completed treatment (rolling 12 month period)	0	145	0.0%	1.0%	1.5%
% of patients satisfied with the treatment they have received (rolling 12 month period)	6	6	100.0%	96.7%	95.7%

\* Figures in italics indicate that the base number is less than 100.

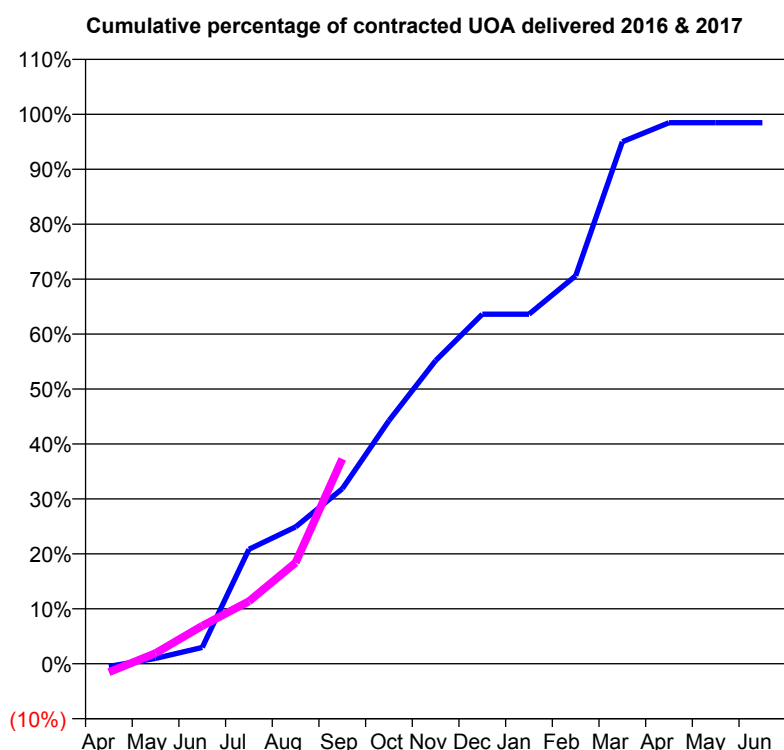
**Q46 - Vital Signs Orthodontic At a Glance Contract Report for 190063/0004 - September 2016**

Name or company name	Denton Orthodontic Centre Ltd
Contract type name	PDS Contract
Purpose of contract	Orthodontic
Contract start date	01/04/2012
Contract end date	31/03/2017

16/17 Contracted general activity (UDA)	0
Carry forward general activity (UDA)	0
16/17 Contracted orthodontic activity (UOA)	4,232
Carry forward orthodontic activity (UOA)	65
Baseline contract value	£244,950.57

**ACCESS**

	Contract	England and Wales
24 month ratio of assessments to patient IDs	1.00	1.10

**ACTIVITY**


Month	Adjusted Scheduled Activity (UOA)	
	2016	2017
April	-21	-65
May	42	82
June	126	292
July	882	481
August	1,054	779
September	1,348	1,578
October	1,873	
November	2,335	
December	2,692	
January	2,692	
February	2,988	
March	4,020	
April	4,167	
May	4,167	
June	4,167	

**QUALITY**

	Contract Quantity	Contract Base Number	Contract *	Region	England
% of all assessments that were assess and fit appliances (rolling 12 month period)	212	237	89.5%	54.2%	54.1%
% of all assessments that were assess and refuse (rolling 12 month period)	25	237	10.5%	12.5%	12.4%
% of all assessments that were assess and review (rolling 12 month period)	0	237	0.0%	33.3%	33.5%
% of terminated courses where treatment was abandoned or discontinued (rolling 12 month period)	27	227	11.9%	7.4%	7.2%
% of completed treatments indicating that PAR score was taken (year to date)	95	108	88.0%	55.7%	58.9%
Rate of removable appliances per 100 fixed appliances - proposed treatment (rolling 12 month period)	33	411	8.03	5.51	5.66
Rate of removable appliances per 100 fixed appliances - completed treatment (rolling 12 month period)	51	391	13.04	4.71	4.88
% of courses of treatment with removable appliances only - proposed treatment (rolling 12 month period)	1	212	0.5%	1.8%	2.1%
% of courses of treatment with removable appliances only - completed treatment (rolling 12 month period)	0	200	0.0%	1.0%	1.5%
% of patients satisfied with the treatment they have received (rolling 12 month period)	5	5	100.0%	96.7%	95.7%

\* Figures in italics indicate that the base number is less than 100.

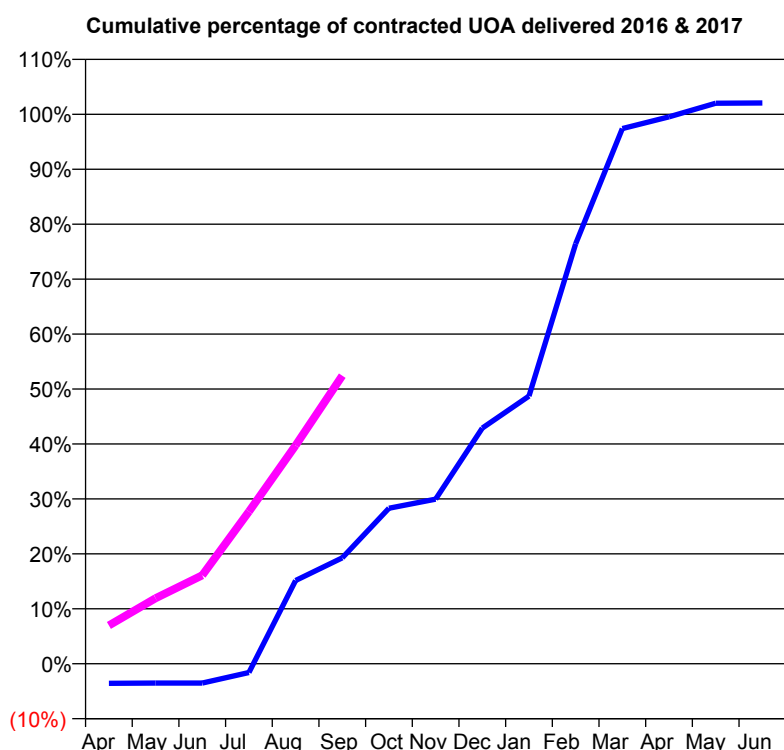
**Q46 - Vital Signs Orthodontic At a Glance Contract Report for 190470/0007 - September 2016**

Name or company name	G.k.A (1996) Ltd
Contract type name	GDS Contract
Purpose of contract	General and Orthodontic
Contract start date	01/05/2009
Contract end date	

16/17 Contracted general activity (UDA)	40,268
Carry forward general activity (UDA)	1,667
16/17 Contracted orthodontic activity (UOA)	2,541
Carry forward orthodontic activity (UOA)	-51
Baseline contract value	£1,278,194.43

**ACCESS**

	Contract	England and Wales
24 month ratio of assessments to patient IDs	1.24	1.10

**ACTIVITY**


Month	Adjusted Scheduled Activity (UOA)	
	2016	2017
April	-91	177
May	-90	303
June	-90	409
July	-41	704
August	385	1,010
September	490	1,332
October	719	
November	761	
December	1,090	
January	1,238	
February	1,942	
March	2,475	
April	2,529	
May	2,592	
June	2,593	

**QUALITY**

	Contract Quantity	Contract Base Number	Contract *	Region	England
% of all assessments that were assess and fit appliances (rolling 12 month period)	161	293	54.9%	54.2%	54.1%
% of all assessments that were assess and refuse (rolling 12 month period)	36	293	12.3%	12.5%	12.4%
% of all assessments that were assess and review (rolling 12 month period)	96	293	32.8%	33.3%	33.5%
% of terminated courses where treatment was abandoned or discontinued (rolling 12 month period)	83	326	25.5%	7.4%	7.2%
% of completed treatments indicating that PAR score was taken (year to date)	30	74	40.5%	55.7%	58.9%
Rate of removable appliances per 100 fixed appliances - proposed treatment (rolling 12 month period)	12	0	N/A	5.51	5.66
Rate of removable appliances per 100 fixed appliances - completed treatment (rolling 12 month period)	138	398	34.67	4.71	4.88
% of courses of treatment with removable appliances only - proposed treatment (rolling 12 month period)	12	161	7.5%	1.8%	2.1%
% of courses of treatment with removable appliances only - completed treatment (rolling 12 month period)	12	243	4.9%	1.0%	1.5%
% of patients satisfied with the treatment they have received (rolling 12 month period)	1	1	100.0%	96.7%	95.7%

\* Figures in italics indicate that the base number is less than 100.



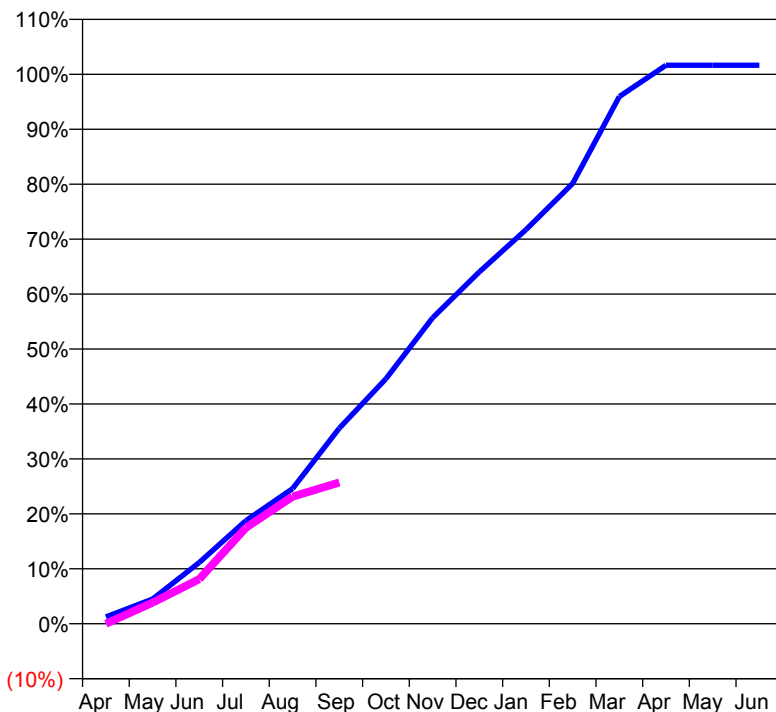
**Q46 - Vital Signs Orthodontic At a Glance Contract Report for 193496/0002 - September 2016**

Name or company name	Dentalign ĩ Ormskirk
Contract type name	PDS Contract
Purpose of contract	Orthodontic
Contract start date	01/04/2008
Contract end date	31/03/2018

16/17 Contracted general activity (UDA)	0
Carry forward general activity (UDA)	0
16/17 Contracted orthodontic activity (UOA)	16,345
Carry forward orthodontic activity (UOA)	0
Baseline contract value	£968,075.29

**ACCESS**

	Contract	England and Wales
24 month ratio of assessments to patient IDs	1.06	1.10

**ACTIVITY**
**Cumulative percentage of contracted UOA delivered 2016 & 2017**

**Adjusted Scheduled Activity (UOA)**

Month	2016	2017
April	206	0
May	735	630
June	1,824	1,327
July	3,069	2,856
August	4,020	3,782
September	5,816	4,202
October	7,290	
November	9,099	
December	10,464	
January	11,724	
February	13,094	
March	15,683	
April	16,615	
May	16,615	
June	16,615	

**QUALITY**

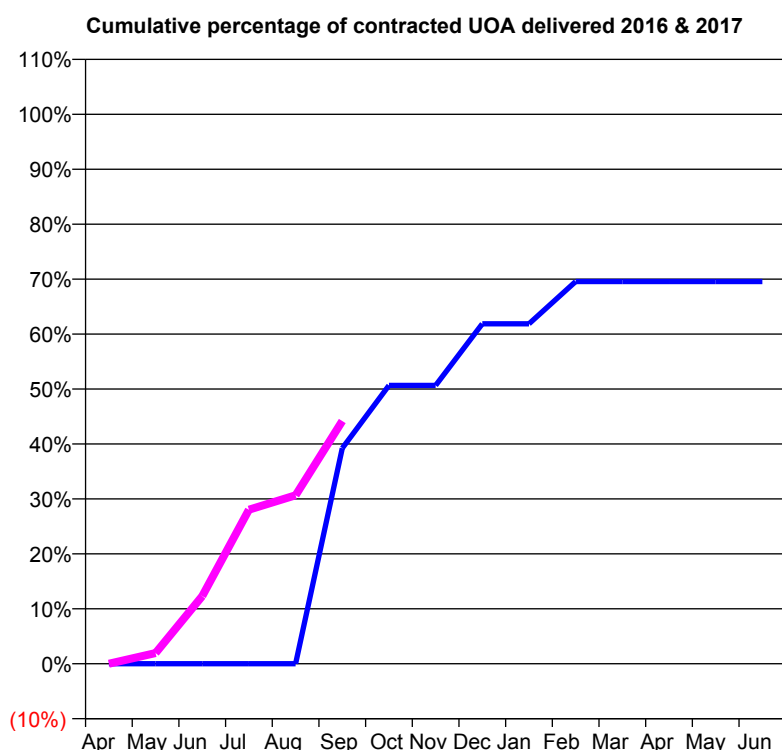
	Contract Quantity	Contract Base Number	Contract *	Region	England
% of all assessments that were assess and fit appliances (rolling 12 month period)	720	739	97.4%	54.2%	54.1%
% of all assessments that were assess and refuse (rolling 12 month period)	13	739	1.8%	12.5%	12.4%
% of all assessments that were assess and review (rolling 12 month period)	6	739	0.8%	33.3%	33.5%
% of terminated courses where treatment was abandoned or discontinued (rolling 12 month period)	42	571	7.4%	7.4%	7.2%
% of completed treatments indicating that PAR score was taken (year to date)	149	282	52.8%	55.7%	58.9%
Rate of removable appliances per 100 fixed appliances - proposed treatment (rolling 12 month period)	138	1,381	9.99	5.51	5.66
Rate of removable appliances per 100 fixed appliances - completed treatment (rolling 12 month period)	95	1,028	9.24	4.71	4.88
% of courses of treatment with removable appliances only - proposed treatment (rolling 12 month period)	13	720	1.8%	1.8%	2.1%
% of courses of treatment with removable appliances only - completed treatment (rolling 12 month period)	0	529	0.0%	1.0%	1.5%
% of patients satisfied with the treatment they have received (rolling 12 month period)	23	24	95.8%	96.7%	95.7%

\* Figures in italics indicate that the base number is less than 100.

**Q46 - Vital Signs Orthodontic At a Glance Contract Report for 198889/0002 - September 2016**

Name or company name	Kings Dental Centre	16/17 Contracted general activity (UDA)	0
Contract type name	PDS Contract	Carry forward general activity (UDA)	0
Purpose of contract	Orthodontic	16/17 Contracted orthodontic activity (UOA)	3,274
Contract start date	01/05/2015	Carry forward orthodontic activity (UOA)	0
Contract end date	31/03/2017	Baseline contract value	£190,506.67

ACCESS	Contract	England and Wales
24 month ratio of assessments to patient IDs	1.01	1.10

**ACTIVITY**


Month	Adjusted Scheduled Activity (UOA)	
	2016	2017
April	0	0
May	0	64
June	0	403
July	0	918
August	0	1,004
September	1,179	1,446
October	1,522	
November	1,522	
December	1,859	
January	1,859	
February	2,090	
March	2,090	
April	2,090	
May	2,090	
June	2,090	

**QUALITY**

	Contract Quantity	Contract Base Number	Contract *	Region	England
% of all assessments that were assess and fit appliances (rolling 12 month period)	111	133	83.5%	54.2%	54.1%
% of all assessments that were assess and refuse (rolling 12 month period)	15	133	11.3%	12.5%	12.4%
% of all assessments that were assess and review (rolling 12 month period)	7	133	5.3%	33.3%	33.5%
% of terminated courses where treatment was abandoned or discontinued (rolling 12 month period)	3	75	4.0%	7.4%	7.2%
% of completed treatments indicating that PAR score was taken (year to date)	71	72	98.6%	55.7%	58.9%
Rate of removable appliances per 100 fixed appliances - proposed treatment (rolling 12 month period)	9	221	4.07	5.51	5.66
Rate of removable appliances per 100 fixed appliances - completed treatment (rolling 12 month period)	5	140	3.57	4.71	4.88
% of courses of treatment with removable appliances only - proposed treatment (rolling 12 month period)	0	111	0.0%	1.8%	2.1%
% of courses of treatment with removable appliances only - completed treatment (rolling 12 month period)	0	72	0.0%	1.0%	1.5%
% of patients satisfied with the treatment they have received (rolling 12 month period)	3	3	100.0%	96.7%	95.7%

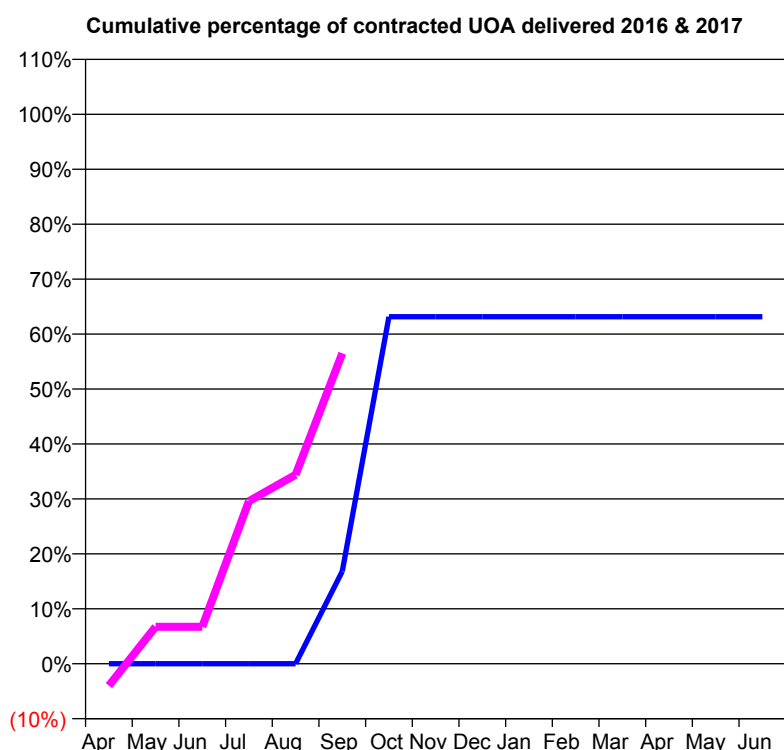
\* Figures in italics indicate that the base number is less than 100.

**Q46 - Vital Signs Orthodontic At a Glance Contract Report for 198889/0003 - September 2016**

Name or company name	Kings Dental Centre	16/17 Contracted general activity (UDA)	0
Contract type name	PDS Contract	Carry forward general activity (UDA)	0
Purpose of contract	Orthodontic	16/17 Contracted orthodontic activity (UOA)	2,200
Contract start date	01/05/2015	Carry forward orthodontic activity (UOA)	88
Contract end date	31/03/2017	Baseline contract value	£127,337.25

**ACCESS**

	Contract	England and Wales
24 month ratio of assessments to patient IDs	1.02	1.10

**ACTIVITY**


Month	Adjusted Scheduled Activity (UOA)	
	2016	2017
April	0	-88
May	0	148
June	0	148
July	0	651
August	0	757
September	340	1,243
October	1,275	
November	1,275	
December	1,275	
January	1,275	
February	1,275	
March	1,275	
April	1,275	
May	1,275	
June	1,275	

**QUALITY**

	Contract Quantity	Contract Base Number	Contract *	Region	England
% of all assessments that were assess and fit appliances (rolling 12 month period)	105	158	66.5%	54.2%	54.1%
% of all assessments that were assess and refuse (rolling 12 month period)	37	158	23.4%	12.5%	12.4%
% of all assessments that were assess and review (rolling 12 month period)	16	158	10.1%	33.3%	33.5%
% of terminated courses where treatment was abandoned or discontinued (rolling 12 month period)	4	77	5.2%	7.4%	7.2%
% of completed treatments indicating that PAR score was taken (year to date)	72	73	98.6%	55.7%	58.9%
Rate of removable appliances per 100 fixed appliances - proposed treatment (rolling 12 month period)	3	208	1.44	5.51	5.66
Rate of removable appliances per 100 fixed appliances - completed treatment (rolling 12 month period)	3	136	2.21	4.71	4.88
% of courses of treatment with removable appliances only - proposed treatment (rolling 12 month period)	0	105	0.0%	1.8%	2.1%
% of courses of treatment with removable appliances only - completed treatment (rolling 12 month period)	0	73	0.0%	1.0%	1.5%
% of patients satisfied with the treatment they have received (rolling 12 month period)	3	3	100.0%	96.7%	95.7%

\* Figures in italics indicate that the base number is less than 100.

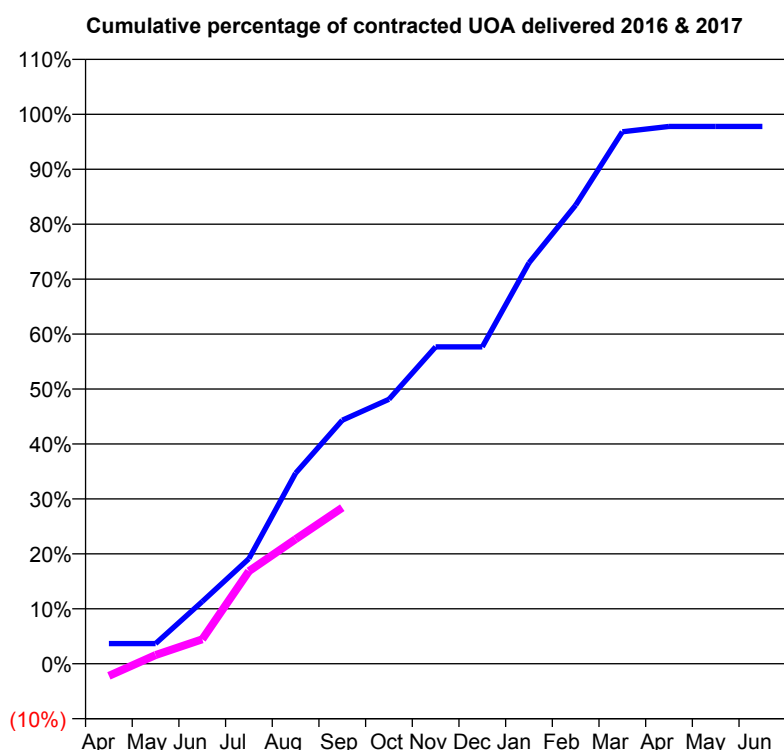
**Q46 - Vital Signs Orthodontic At a Glance Contract Report for 199346/0001 - September 2016**

Name or company name	Northenden House Orthodontics
Contract type name	PDS Contract
Purpose of contract	Orthodontic
Contract start date	01/04/2012
Contract end date	31/03/2017

16/17 Contracted general activity (UDA)	0
Carry forward general activity (UDA)	0
16/17 Contracted orthodontic activity (UOA)	2,200
Carry forward orthodontic activity (UOA)	49
Baseline contract value	£127,337.25

**ACCESS**

	Contract	England and Wales
24 month ratio of assessments to patient IDs	1.00	1.10

**ACTIVITY**


Month	Adjusted Scheduled Activity (UOA)	
	2016	2017
April	81	-49
May	81	35
June	249	98
July	421	371
August	763	499
September	975	625
October	1,059	
November	1,269	
December	1,269	
January	1,605	
February	1,836	
March	2,130	
April	2,151	
May	2,151	
June	2,151	

**QUALITY**

	Contract Quantity	Contract Base Number	Contract *	Region	England
% of all assessments that were assess and fit appliances (rolling 12 month period)	88	88	100.0%	54.2%	54.1%
% of all assessments that were assess and refuse (rolling 12 month period)	0	88	0.0%	12.5%	12.4%
% of all assessments that were assess and review (rolling 12 month period)	0	88	0.0%	33.3%	33.5%
% of terminated courses where treatment was abandoned or discontinued (rolling 12 month period)	1	91	1.1%	7.4%	7.2%
% of completed treatments indicating that PAR score was taken (year to date)	41	42	97.6%	55.7%	58.9%
Rate of removable appliances per 100 fixed appliances - proposed treatment (rolling 12 month period)	4	173	2.31	5.51	5.66
Rate of removable appliances per 100 fixed appliances - completed treatment (rolling 12 month period)	0	0	N/A	4.71	4.88
% of courses of treatment with removable appliances only - proposed treatment (rolling 12 month period)	0	88	0.0%	1.8%	2.1%
% of courses of treatment with removable appliances only - completed treatment (rolling 12 month period)	0	90	0.0%	1.0%	1.5%
% of patients satisfied with the treatment they have received (rolling 12 month period)	4	4	100.0%	96.7%	95.7%

\* Figures in italics indicate that the base number is less than 100.

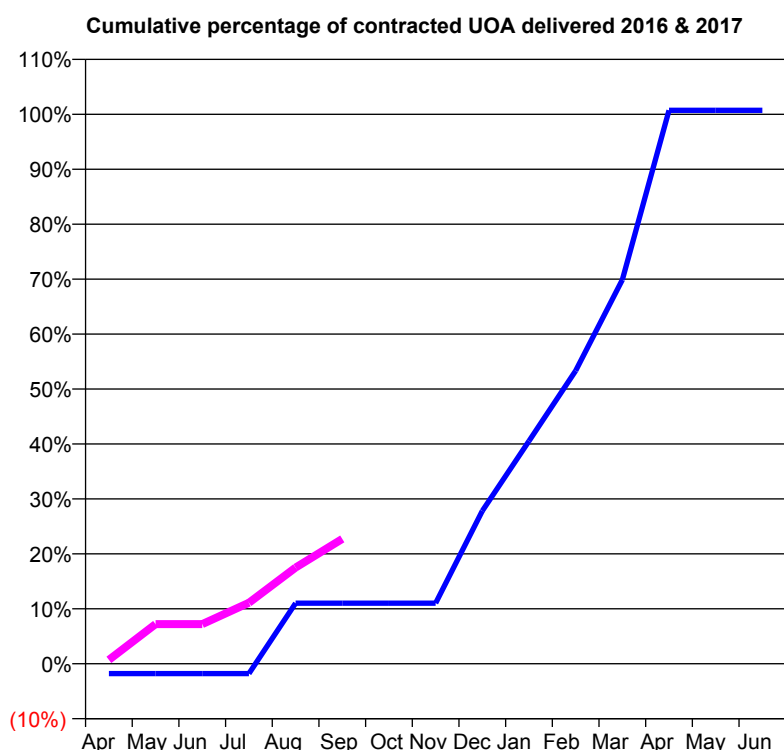
**Q46 - Vital Signs Orthodontic At a Glance Contract Report for 219762/0001 - September 2016**

Name or company name	MR SG SPENCER
Contract type name	PDS Contract
Purpose of contract	Orthodontic
Contract start date	01/04/2006
Contract end date	31/03/2017

16/17 Contracted general activity (UDA)	0
Carry forward general activity (UDA)	0
16/17 Contracted orthodontic activity (UOA)	1,650
Carry forward orthodontic activity (UOA)	-12
Baseline contract value	£95,980.46

**ACCESS**

	Contract	England and Wales
24 month ratio of assessments to patient IDs	1.01	1.10

**ACTIVITY**


Month	Adjusted Scheduled Activity (UOA)	
	2016	2017
April	-30	12
May	-30	119
June	-30	119
July	-30	183
August	182	289
September	182	375
October	182	
November	182	
December	459	
January	669	
February	880	
March	1,153	
April	1,662	
May	1,662	
June	1,662	

**QUALITY**

	Contract Quantity	Contract Base Number	Contract *	Region	England
% of all assessments that were assess and fit appliances (rolling 12 month period)	88	102	86.3%	54.2%	54.1%
% of all assessments that were assess and refuse (rolling 12 month period)	8	102	7.8%	12.5%	12.4%
% of all assessments that were assess and review (rolling 12 month period)	6	102	5.9%	33.3%	33.5%
% of terminated courses where treatment was abandoned or discontinued (rolling 12 month period)	2	64	3.1%	7.4%	7.2%
% of completed treatments indicating that PAR score was taken (year to date)	32	21	152.4%	55.7%	58.9%
Rate of removable appliances per 100 fixed appliances - proposed treatment (rolling 12 month period)	15	143	10.49	5.51	5.66
Rate of removable appliances per 100 fixed appliances - completed treatment (rolling 12 month period)	5	90	5.56	4.71	4.88
% of courses of treatment with removable appliances only - proposed treatment (rolling 12 month period)	4	88	4.5%	1.8%	2.1%
% of courses of treatment with removable appliances only - completed treatment (rolling 12 month period)	1	62	1.6%	1.0%	1.5%
% of patients satisfied with the treatment they have received (rolling 12 month period)	2	2	100.0%	96.7%	95.7%

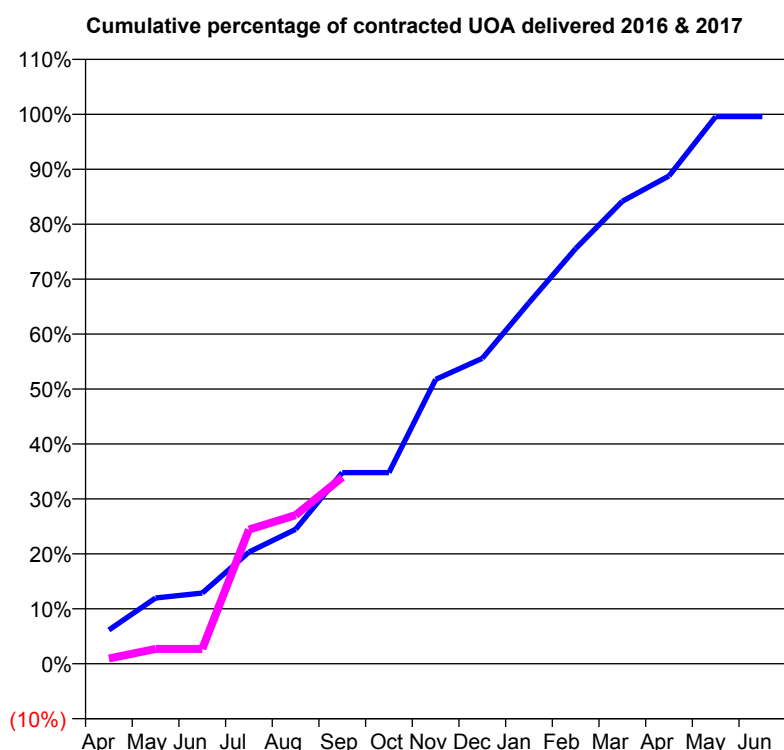
\* Figures in italics indicate that the base number is less than 100.

**Q46 - Vital Signs Orthodontic At a Glance Contract Report for 238279/0001 - September 2016**

Name or company name	MR HP PATEL	16/17 Contracted general activity (UDA)	0
Contract type name	PDS Contract	Carry forward general activity (UDA)	0
Purpose of contract	Orthodontic	16/17 Contracted orthodontic activity (UOA)	15,541
Contract start date	07/01/2006	Carry forward orthodontic activity (UOA)	0
Contract end date	31/03/2019	Baseline contract value	£937,482.07

**ACCESS**

	Contract	England and Wales
24 month ratio of assessments to patient IDs	1.01	1.10

**ACTIVITY**


Month	Adjusted Scheduled Activity (UOA)	
	2016	2017
April	891	148
May	1,731	422
June	1,863	422
July	2,940	3,797
August	3,541	4,203
September	5,031	5,276
October	5,031	
November	7,485	
December	8,038	
January	9,503	
February	10,926	
March	12,173	
April	12,838	
May	14,401	
June	14,401	

**QUALITY**

	Contract Quantity	Contract Base Number	Contract *	Region	England
% of all assessments that were assess and fit appliances (rolling 12 month period)	702	945	74.3%	54.2%	54.1%
% of all assessments that were assess and refuse (rolling 12 month period)	71	945	7.5%	12.5%	12.4%
% of all assessments that were assess and review (rolling 12 month period)	172	945	18.2%	33.3%	33.5%
% of terminated courses where treatment was abandoned or discontinued (rolling 12 month period)	27	513	5.3%	7.4%	7.2%
% of completed treatments indicating that PAR score was taken (year to date)	399	402	99.3%	55.7%	58.9%
Rate of removable appliances per 100 fixed appliances - proposed treatment (rolling 12 month period)	13	1,362	0.95	5.51	5.66
Rate of removable appliances per 100 fixed appliances - completed treatment (rolling 12 month period)	6	960	0.63	4.71	4.88
% of courses of treatment with removable appliances only - proposed treatment (rolling 12 month period)	9	702	1.3%	1.8%	2.1%
% of courses of treatment with removable appliances only - completed treatment (rolling 12 month period)	1	486	0.2%	1.0%	1.5%
% of patients satisfied with the treatment they have received (rolling 12 month period)	11	12	91.7%	96.7%	95.7%

\* Figures in italics indicate that the base number is less than 100.

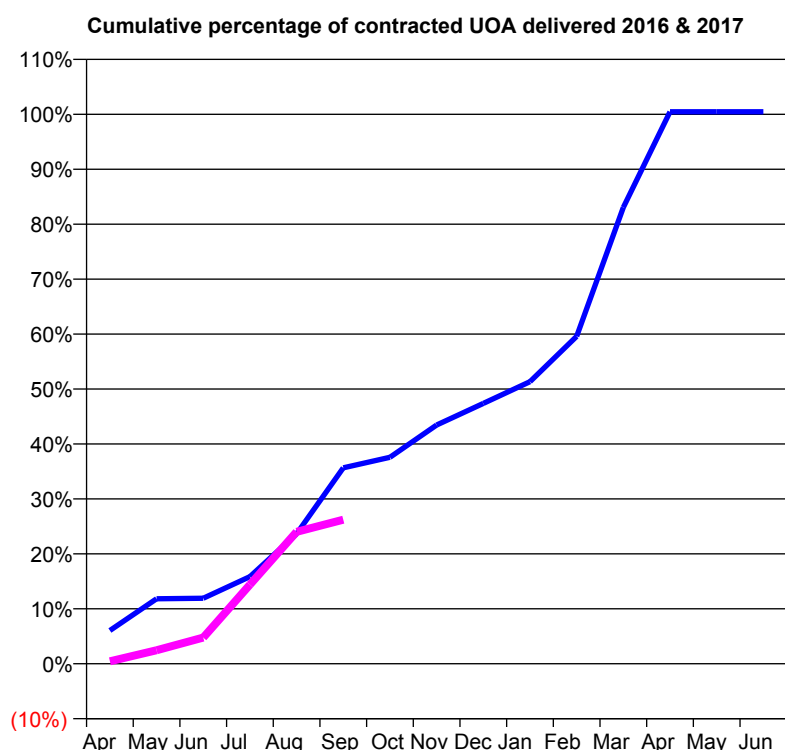
**Q46 - Vital Signs Orthodontic At a Glance Contract Report for 239615/0001 - September 2016**

Name or company name	MR RS SINGH
Contract type name	GDS Contract
Purpose of contract	General and Orthodontic
Contract start date	01/04/2006
Contract end date	

16/17 Contracted general activity (UDA)	39,521
Carry forward general activity (UDA)	454
16/17 Contracted orthodontic activity (UOA)	1,091
Carry forward orthodontic activity (UOA)	-5
Baseline contract value	£1,371,951.41

**ACCESS**

	Contract	England and Wales
24 month ratio of assessments to patient IDs	1.01	1.10

**ACTIVITY**


Month	Adjusted Scheduled Activity (UOA)	
	2016	2017
April	66	5
May	129	27
June	130	52
July	173	157
August	258	262
September	389	286
October	410	
November	474	
December	517	
January	560	
February	650	
March	906	
April	1,096	
May	1,096	
June	1,096	

**QUALITY**

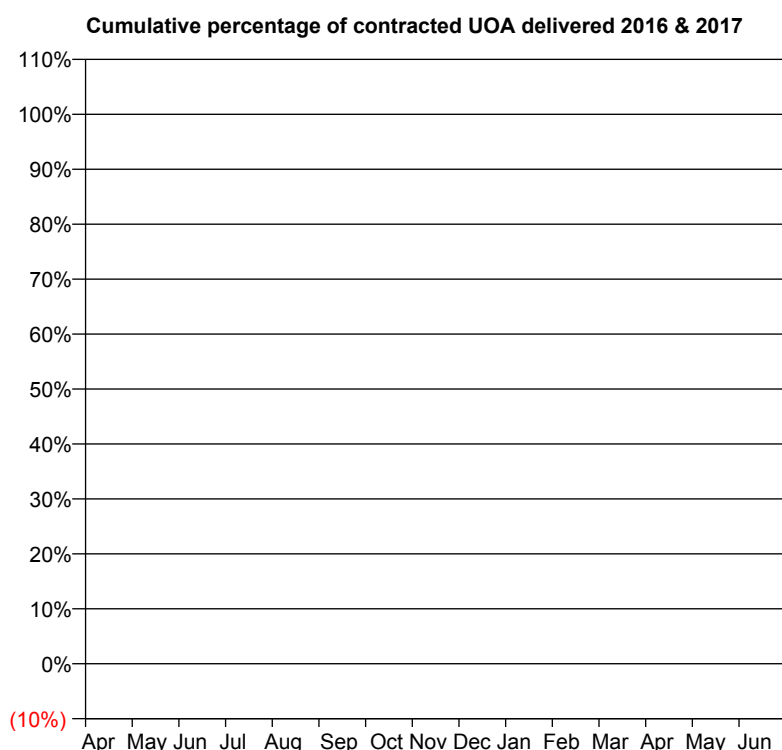
	Contract Quantity	Contract Base Number	Contract *	Region	England
% of all assessments that were assess and fit appliances (rolling 12 month period)	47	67	70.1%	54.2%	54.1%
% of all assessments that were assess and refuse (rolling 12 month period)	14	67	20.9%	12.5%	12.4%
% of all assessments that were assess and review (rolling 12 month period)	6	67	9.0%	33.3%	33.5%
% of terminated courses where treatment was abandoned or discontinued (rolling 12 month period)	14	64	21.9%	7.4%	7.2%
% of completed treatments indicating that PAR score was taken (year to date)	0	26	0.0%	55.7%	58.9%
Rate of removable appliances per 100 fixed appliances - proposed treatment (rolling 12 month period)	13	34	38.24	5.51	5.66
Rate of removable appliances per 100 fixed appliances - completed treatment (rolling 12 month period)	0	52	0.00	4.71	4.88
% of courses of treatment with removable appliances only - proposed treatment (rolling 12 month period)	13	47	27.7%	1.8%	2.1%
% of courses of treatment with removable appliances only - completed treatment (rolling 12 month period)	0	50	0.0%	1.0%	1.5%
% of patients satisfied with the treatment they have received (rolling 12 month period)	1	1	100.0%	96.7%	95.7%

\* Figures in italics indicate that the base number is less than 100.

**Q46 - Vital Signs Orthodontic At a Glance Contract Report for 245658/0001 - September 2016**

Name or company name	MR K HAMEED	16/17 Contracted general activity (UDA)	8,433
Contract type name	GDS Contract	Carry forward general activity (UDA)	0
Purpose of contract	General	16/17 Contracted orthodontic activity (UOA)	0
Contract start date	01/04/2006	Carry forward orthodontic activity (UOA)	0
Contract end date		Baseline contract value	£228,071.95

ACCESS	Contract	England and Wales
24 month ratio of assessments to patient IDs	1.00	1.10

**ACTIVITY**


Month	Adjusted Scheduled Activity (UOA)	
	2016	2017
April	0	1
May	0	1
June	0	1
July	0	1
August	0	1
September	0	1
October	0	
November	0	
December	0	
January	0	
February	0	
March	0	
April	0	
May	0	
June	0	

QUALITY	Contract Quantity	Contract Base Number	Contract *	Region	England
% of all assessments that were assess and fit appliances (rolling 12 month period)	0	1	0.0%	54.2%	54.1%
% of all assessments that were assess and refuse (rolling 12 month period)	0	1	0.0%	12.5%	12.4%
% of all assessments that were assess and review (rolling 12 month period)	1	1	100.0%	33.3%	33.5%
% of terminated courses where treatment was abandoned or discontinued (rolling 12 month period)	0	0	N/A	7.4%	7.2%
% of completed treatments indicating that PAR score was taken (year to date)	0	0	N/A	55.7%	58.9%
Rate of removable appliances per 100 fixed appliances - proposed treatment (rolling 12 month period)	0	0	N/A	5.51	5.66
Rate of removable appliances per 100 fixed appliances - completed treatment (rolling 12 month period)	0	0	N/A	4.71	4.88
% of courses of treatment with removable appliances only - proposed treatment (rolling 12 month period)	0	0	N/A	1.8%	2.1%
% of courses of treatment with removable appliances only - completed treatment (rolling 12 month period)	0	0	N/A	1.0%	1.5%
% of patients satisfied with the treatment they have received (rolling 12 month period)	0	0	N/A	96.7%	95.7%

\* Figures in italics indicate that the base number is less than 100.



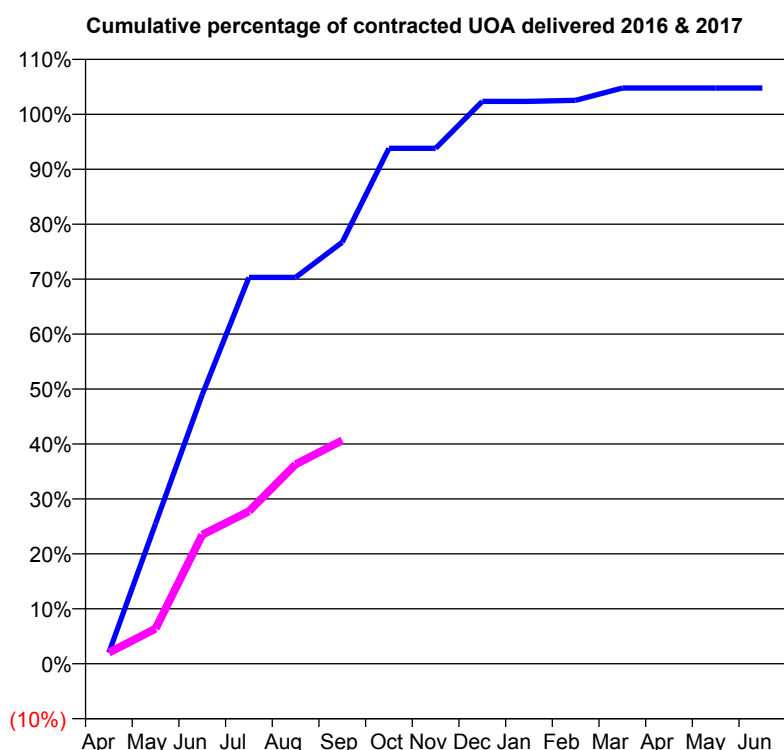
**Q46 - Vital Signs Orthodontic At a Glance Contract Report for 307351/0001 - September 2016**

Name or company name	MR J BRADY
Contract type name	PDS Contract
Purpose of contract	Orthodontic
Contract start date	01/04/2006
Contract end date	31/03/2017

16/17 Contracted general activity (UDA)	0
Carry forward general activity (UDA)	0
16/17 Contracted orthodontic activity (UOA)	984
Carry forward orthodontic activity (UOA)	-20
Baseline contract value	£58,434.29

**ACCESS**

	Contract	England and Wales
24 month ratio of assessments to patient IDs	1.00	1.10

**ACTIVITY**


Month	Adjusted Scheduled Activity (UOA)	
	2016	2017
April	20	20
May	251	63
June	482	231
July	692	273
August	692	357
September	755	400
October	923	
November	923	
December	1,007	
January	1,007	
February	1,009	
March	1,031	
April	1,031	
May	1,031	
June	1,031	

**QUALITY**

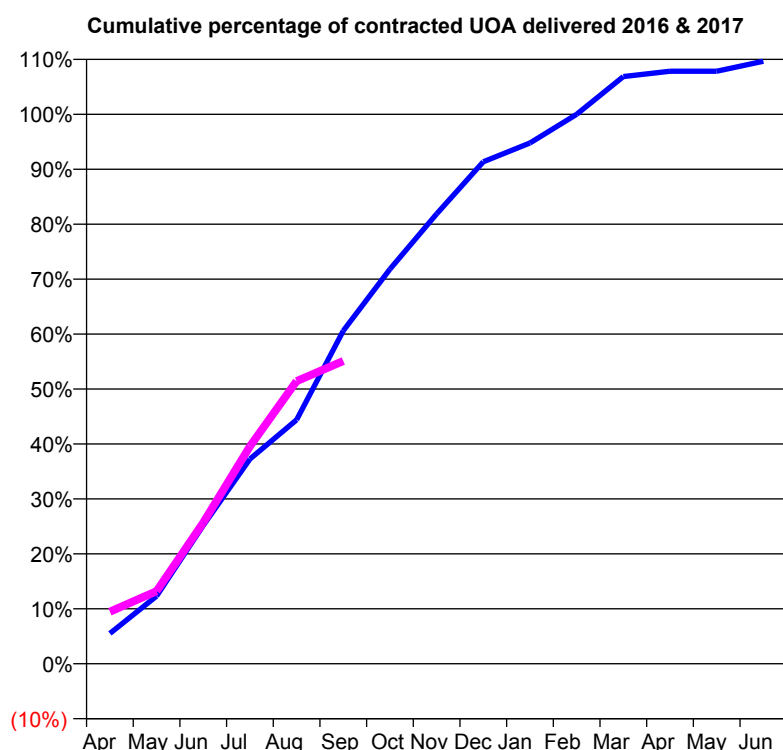
	Contract Quantity	Contract Base Number	Contract *	Region	England
% of all assessments that were assess and fit appliances (rolling 12 month period)	31	36	86.1%	54.2%	54.1%
% of all assessments that were assess and refuse (rolling 12 month period)	5	36	13.9%	12.5%	12.4%
% of all assessments that were assess and review (rolling 12 month period)	0	36	0.0%	33.3%	33.5%
% of terminated courses where treatment was abandoned or discontinued (rolling 12 month period)	2	38	5.3%	7.4%	7.2%
% of completed treatments indicating that PAR score was taken (year to date)	24	24	100.0%	55.7%	58.9%
Rate of removable appliances per 100 fixed appliances - proposed treatment (rolling 12 month period)	3	59	5.08	5.51	5.66
Rate of removable appliances per 100 fixed appliances - completed treatment (rolling 12 month period)	5	70	7.14	4.71	4.88
% of courses of treatment with removable appliances only - proposed treatment (rolling 12 month period)	0	31	0.0%	1.8%	2.1%
% of courses of treatment with removable appliances only - completed treatment (rolling 12 month period)	0	36	0.0%	1.0%	1.5%
% of patients satisfied with the treatment they have received (rolling 12 month period)	2	2	100.0%	96.7%	95.7%

\* Figures in italics indicate that the base number is less than 100.

**Q46 - Vital Signs Orthodontic At a Glance Contract Report for 321931/0003 - September 2016**

Name or company name	MR DC LAVERY	16/17 Contracted general activity (UDA)	0
Contract type name	PDS Contract	Carry forward general activity (UDA)	0
Purpose of contract	Orthodontic	16/17 Contracted orthodontic activity (UOA)	2,300
Contract start date	01/11/2007	Carry forward orthodontic activity (UOA)	-46
Contract end date	31/03/2017	Baseline contract value	£149,165.42

ACCESS	Contract	England and Wales
24 month ratio of assessments to patient IDs	1.30	1.10

**ACTIVITY**


Month	Adjusted Scheduled Activity (UOA)	
	2016	2017
April	127	218
May	283	304
June	579	591
July	857	910
August	1,021	1,183
September	1,394	1,267
October	1,652	
November	1,883	
December	2,101	
January	2,180	
February	2,300	
March	2,458	
April	2,480	
May	2,480	
June	2,522	

QUALITY	Contract Quantity	Contract Base Number	Contract *	Region	England
% of all assessments that were assess and fit appliances (rolling 12 month period)	106	251	42.2%	54.2%	54.1%
% of all assessments that were assess and refuse (rolling 12 month period)	10	251	4.0%	12.5%	12.4%
% of all assessments that were assess and review (rolling 12 month period)	135	251	53.8%	33.3%	33.5%
% of terminated courses where treatment was abandoned or discontinued (rolling 12 month period)	6	84	7.1%	7.4%	7.2%
% of completed treatments indicating that PAR score was taken (year to date)	27	33	81.8%	55.7%	58.9%
Rate of removable appliances per 100 fixed appliances - proposed treatment (rolling 12 month period)	10	188	5.32	5.51	5.66
Rate of removable appliances per 100 fixed appliances - completed treatment (rolling 12 month period)	10	144	6.94	4.71	4.88
% of courses of treatment with removable appliances only - proposed treatment (rolling 12 month period)	3	106	2.8%	1.8%	2.1%
% of courses of treatment with removable appliances only - completed treatment (rolling 12 month period)	1	78	1.3%	1.0%	1.5%
% of patients satisfied with the treatment they have received (rolling 12 month period)	2	2	100.0%	96.7%	95.7%

\* Figures in italics indicate that the base number is less than 100.

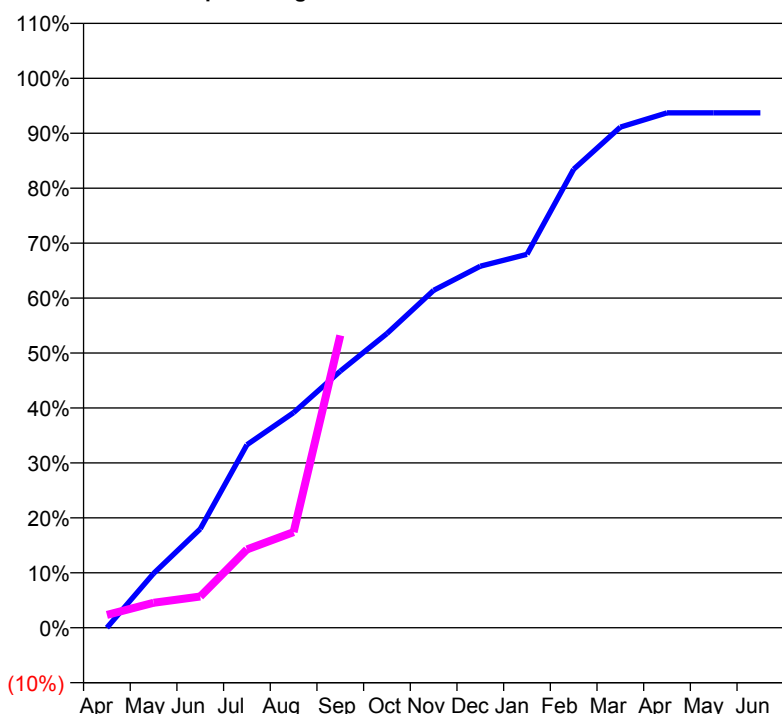
**Q46 - Vital Signs Orthodontic At a Glance Contract Report for 329622/0002 - September 2016**

Name or company name	MR SD HOWARTH
Contract type name	PDS Contract
Purpose of contract	Orthodontic
Contract start date	01/08/2009
Contract end date	31/03/2018

16/17 Contracted general activity (UDA)	0
Carry forward general activity (UDA)	0
16/17 Contracted orthodontic activity (UOA)	2,000
Carry forward orthodontic activity (UOA)	0
Baseline contract value	£129,728.43

**ACCESS**

	Contract	England and Wales
24 month ratio of assessments to patient IDs	1.29	1.10

**ACTIVITY**
**Cumulative percentage of contracted UOA delivered 2016 & 2017**

**Adjusted Scheduled Activity (UOA)**

Month	2016	2017
April	0	47
May	198	91
June	360	114
July	666	285
August	783	348
September	934	1,064
October	1,071	
November	1,228	
December	1,316	
January	1,359	
February	1,669	
March	1,822	
April	1,874	
May	1,874	
June	1,874	

**QUALITY**

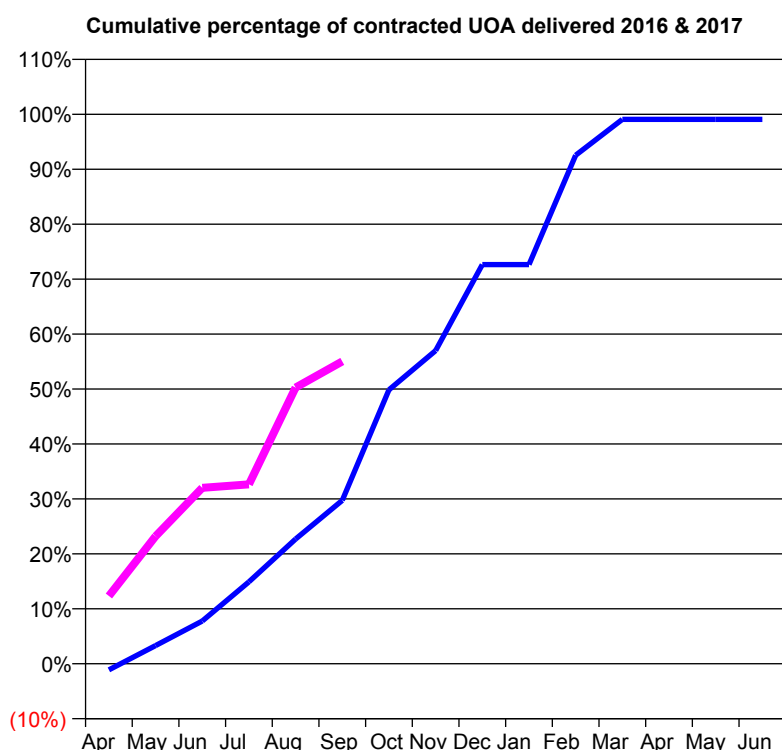
	Contract Quantity	Contract Base Number	Contract *	Region	England
% of all assessments that were assess and fit appliances (rolling 12 month period)	98	234	41.9%	54.2%	54.1%
% of all assessments that were assess and refuse (rolling 12 month period)	36	234	15.4%	12.5%	12.4%
% of all assessments that were assess and review (rolling 12 month period)	100	234	42.7%	33.3%	33.5%
% of terminated courses where treatment was abandoned or discontinued (rolling 12 month period)	5	92	5.4%	7.4%	7.2%
% of completed treatments indicating that PAR score was taken (year to date)	38	42	90.5%	55.7%	58.9%
Rate of removable appliances per 100 fixed appliances - proposed treatment (rolling 12 month period)	0	0	N/A	5.51	5.66
Rate of removable appliances per 100 fixed appliances - completed treatment (rolling 12 month period)	0	2	0.00	4.71	4.88
% of courses of treatment with removable appliances only - proposed treatment (rolling 12 month period)	0	98	0.0%	1.8%	2.1%
% of courses of treatment with removable appliances only - completed treatment (rolling 12 month period)	0	87	0.0%	1.0%	1.5%
% of patients satisfied with the treatment they have received (rolling 12 month period)	6	6	100.0%	96.7%	95.7%

\* Figures in italics indicate that the base number is less than 100.

**Q46 - Vital Signs Orthodontic At a Glance Contract Report for 567442/0002 - September 2016**

Name or company name	MR TM MCHALE	16/17 Contracted general activity (UDA)	0
Contract type name	PDS Contract	Carry forward general activity (UDA)	0
Purpose of contract	Orthodontic	16/17 Contracted orthodontic activity (UOA)	965
Contract start date	01/04/2006	Carry forward orthodontic activity (UOA)	9
Contract end date	31/03/2018	Baseline contract value	£61,799.72

ACCESS	Contract	England and Wales
24 month ratio of assessments to patient IDs	1.04	1.10

**ACTIVITY**


Month	Adjusted Scheduled Activity (UOA)	
	2016	2017
April	-11	119
May	32	224
June	75	309
July	144	315
August	219	485
September	287	531
October	481	
November	550	
December	701	
January	701	
February	893	
March	956	
April	956	
May	956	
June	956	

**QUALITY**

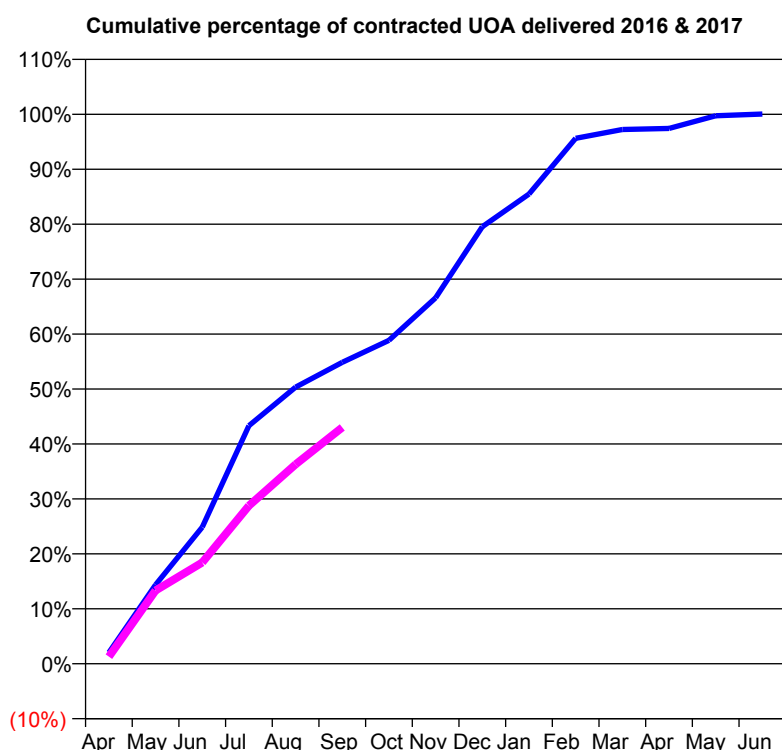
	Contract Quantity	Contract Base Number	Contract *	Region	England
% of all assessments that were assess and fit appliances (rolling 12 month period)	56	87	64.4%	54.2%	54.1%
% of all assessments that were assess and refuse (rolling 12 month period)	17	87	19.5%	12.5%	12.4%
% of all assessments that were assess and review (rolling 12 month period)	14	87	16.1%	33.3%	33.5%
% of terminated courses where treatment was abandoned or discontinued (rolling 12 month period)	1	35	2.9%	7.4%	7.2%
% of completed treatments indicating that PAR score was taken (year to date)	17	17	100.0%	55.7%	58.9%
Rate of removable appliances per 100 fixed appliances - proposed treatment (rolling 12 month period)	0	1	0.00	5.51	5.66
Rate of removable appliances per 100 fixed appliances - completed treatment (rolling 12 month period)	1	0	N/A	4.71	4.88
% of courses of treatment with removable appliances only - proposed treatment (rolling 12 month period)	0	56	0.0%	1.8%	2.1%
% of courses of treatment with removable appliances only - completed treatment (rolling 12 month period)	1	34	2.9%	1.0%	1.5%
% of patients satisfied with the treatment they have received (rolling 12 month period)	1	1	100.0%	96.7%	95.7%

\* Figures in italics indicate that the base number is less than 100.

**Q46 - Vital Signs Orthodontic At a Glance Contract Report for 650293/0001 - September 2016**

Name or company name	MR M KHURANA	16/17 Contracted general activity (UDA)	0
Contract type name	PDS Contract	Carry forward general activity (UDA)	0
Purpose of contract	Orthodontic	16/17 Contracted orthodontic activity (UOA)	13,983
Contract start date	01/04/2006	Carry forward orthodontic activity (UOA)	-5
Contract end date	31/03/2017	Baseline contract value	£809,344.04

ACCESS	Contract	England and Wales
24 month ratio of assessments to patient IDs	1.04	1.10

**ACTIVITY**


Month	Adjusted Scheduled Activity (UOA)	
	2016	2017
April	287	181
May	2,010	1,866
June	3,475	2,576
July	6,060	4,022
August	7,038	5,076
September	7,670	6,015
October	8,229	
November	9,313	
December	11,122	
January	11,952	
February	13,372	
March	13,595	
April	13,622	
May	13,946	
June	13,988	

QUALITY	Contract Quantity	Contract Base Number	Contract *	Region	England
% of all assessments that were assess and fit appliances (rolling 12 month period)	601	738	81.4%	54.2%	54.1%
% of all assessments that were assess and refuse (rolling 12 month period)	29	738	3.9%	12.5%	12.4%
% of all assessments that were assess and review (rolling 12 month period)	108	738	14.6%	33.3%	33.5%
% of terminated courses where treatment was abandoned or discontinued (rolling 12 month period)	12	516	2.3%	7.4%	7.2%
% of completed treatments indicating that PAR score was taken (year to date)	187	238	78.6%	55.7%	58.9%
Rate of removable appliances per 100 fixed appliances - proposed treatment (rolling 12 month period)	44	1,171	3.76	5.51	5.66
Rate of removable appliances per 100 fixed appliances - completed treatment (rolling 12 month period)	58	961	6.04	4.71	4.88
% of courses of treatment with removable appliances only - proposed treatment (rolling 12 month period)	7	601	1.2%	1.8%	2.1%
% of courses of treatment with removable appliances only - completed treatment (rolling 12 month period)	13	504	2.6%	1.0%	1.5%
% of patients satisfied with the treatment they have received (rolling 12 month period)	8	8	100.0%	96.7%	95.7%

\* Figures in italics indicate that the base number is less than 100.

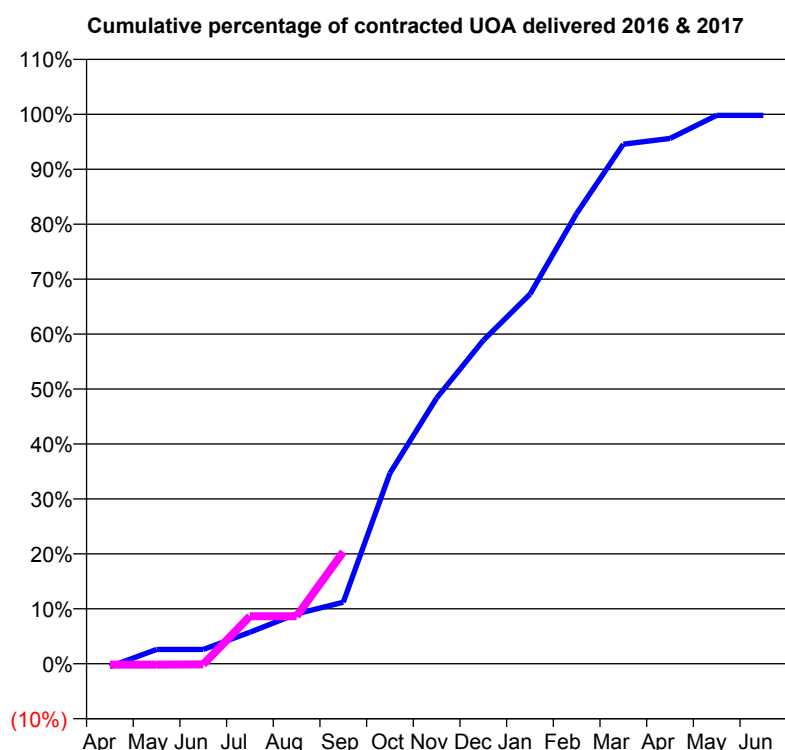
**Q46 - Vital Signs Orthodontic At a Glance Contract Report for 650293/0002 - September 2016**

Name or company name	MR M KHURANA
Contract type name	PDS Contract
Purpose of contract	Orthodontic
Contract start date	01/06/2009
Contract end date	31/03/2019

16/17 Contracted general activity (UDA)	0
Carry forward general activity (UDA)	0
16/17 Contracted orthodontic activity (UOA)	2,150
Carry forward orthodontic activity (UOA)	4
Baseline contract value	£129,728.43

**ACCESS**

	Contract	England and Wales
24 month ratio of assessments to patient IDs	1.00	1.10

**ACTIVITY**


Month	Adjusted Scheduled Activity (UOA)	
	2016	2017
April	-11	-4
May	52	-4
June	52	-3
July	115	186
August	182	186
September	224	438
October	694	
November	967	
December	1,177	
January	1,345	
February	1,639	
March	1,891	
April	1,912	
May	1,996	
June	1,996	

**QUALITY**

	Contract Quantity	Contract Base Number	Contract *	Region	England
% of all assessments that were assess and fit appliances (rolling 12 month period)	107	108	99.1%	54.2%	54.1%
% of all assessments that were assess and refuse (rolling 12 month period)	1	108	0.9%	12.5%	12.4%
% of all assessments that were assess and review (rolling 12 month period)	0	108	0.0%	33.3%	33.5%
% of terminated courses where treatment was abandoned or discontinued (rolling 12 month period)	1	72	1.4%	7.4%	7.2%
% of completed treatments indicating that PAR score was taken (year to date)	40	50	80.0%	55.7%	58.9%
Rate of removable appliances per 100 fixed appliances - proposed treatment (rolling 12 month period)	7	211	3.32	5.51	5.66
Rate of removable appliances per 100 fixed appliances - completed treatment (rolling 12 month period)	0	142	0.00	4.71	4.88
% of courses of treatment with removable appliances only - proposed treatment (rolling 12 month period)	1	107	0.9%	1.8%	2.1%
% of courses of treatment with removable appliances only - completed treatment (rolling 12 month period)	0	71	0.0%	1.0%	1.5%
% of patients satisfied with the treatment they have received (rolling 12 month period)	1	1	100.0%	96.7%	95.7%

\* Figures in italics indicate that the base number is less than 100.

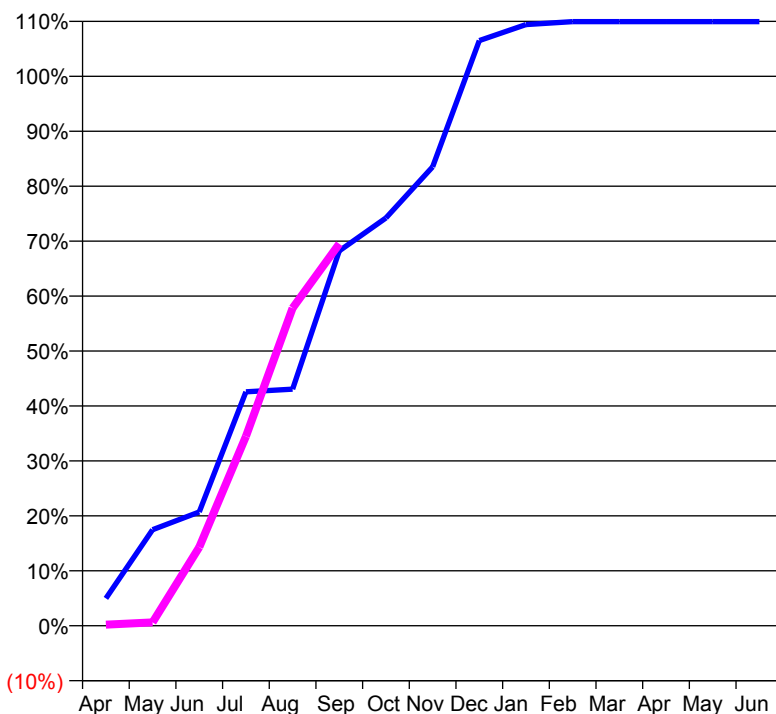
**Q46 - Vital Signs Orthodontic At a Glance Contract Report for 676616/0001 - September 2016**

Name or company name	MR RJ DORRINGTON
Contract type name	Pilot Contract
Purpose of contract	General and Orthodontic
Contract start date	01/04/2006
Contract end date	

16/17 Contracted general activity (UDA)	13,620
Carry forward general activity (UDA)	0
16/17 Contracted orthodontic activity (UOA)	1,482
Carry forward orthodontic activity (UOA)	0
Baseline contract value	£400,696.34

**ACCESS**

	Contract	England and Wales
24 month ratio of assessments to patient IDs	1.26	1.10

**ACTIVITY**
**Cumulative percentage of contracted UOA delivered 2016 & 2017**

**Adjusted Scheduled Activity (UOA)**

Month	2016	2017
April	74	3
May	259	9
June	307	212
July	631	511
August	638	857
September	1,011	1,030
October	1,100	
November	1,238	
December	1,578	
January	1,621	
February	1,629	
March	1,629	
April	1,629	
May	1,629	
June	1,629	

**QUALITY**

	Contract Quantity	Contract Base Number	Contract *	Region	England
% of all assessments that were assess and fit appliances (rolling 12 month period)	77	144	53.5%	54.2%	54.1%
% of all assessments that were assess and refuse (rolling 12 month period)	10	144	6.9%	12.5%	12.4%
% of all assessments that were assess and review (rolling 12 month period)	57	144	39.6%	33.3%	33.5%
% of terminated courses where treatment was abandoned or discontinued (rolling 12 month period)	5	45	11.1%	7.4%	7.2%
% of completed treatments indicating that PAR score was taken (year to date)	10	16	62.5%	55.7%	58.9%
Rate of removable appliances per 100 fixed appliances - proposed treatment (rolling 12 month period)	5	104	4.81	5.51	5.66
Rate of removable appliances per 100 fixed appliances - completed treatment (rolling 12 month period)	0	66	0.00	4.71	4.88
% of courses of treatment with removable appliances only - proposed treatment (rolling 12 month period)	4	77	5.2%	1.8%	2.1%
% of courses of treatment with removable appliances only - completed treatment (rolling 12 month period)	0	40	0.0%	1.0%	1.5%
% of patients satisfied with the treatment they have received (rolling 12 month period)	4	4	100.0%	96.7%	95.7%

\* Figures in italics indicate that the base number is less than 100.

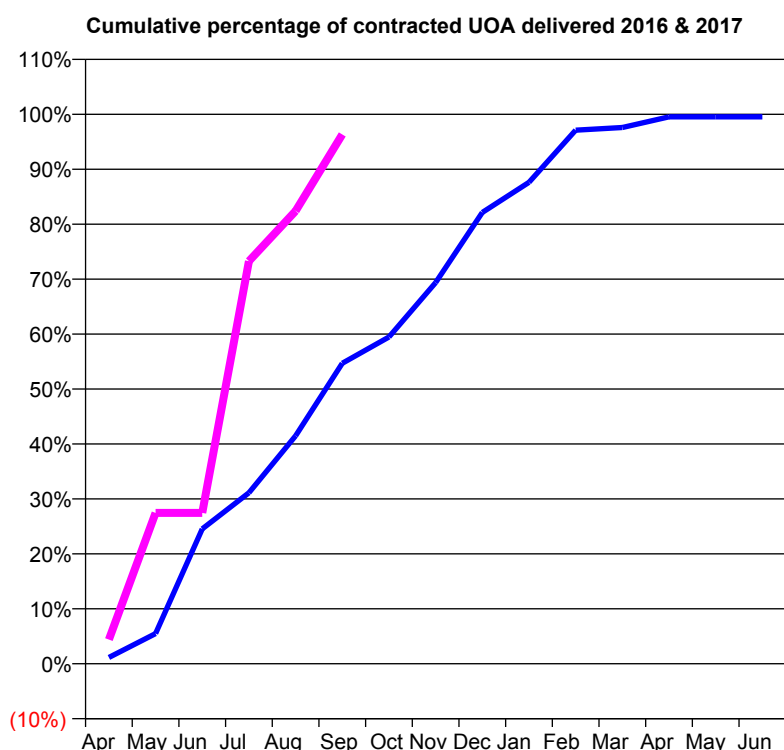
**Q46 - Vital Signs Orthodontic At a Glance Contract Report for 679224/0001 - September 2016**

Name or company name	MR DR HARROP
Contract type name	GDS Contract
Purpose of contract	General and Orthodontic
Contract start date	01/04/2006
Contract end date	

16/17 Contracted general activity (UDA)	3,916
Carry forward general activity (UDA)	-7
16/17 Contracted orthodontic activity (UOA)	523
Carry forward orthodontic activity (UOA)	0
Baseline contract value	£151,045.26

**ACCESS**

	Contract	England and Wales
24 month ratio of assessments to patient IDs	1.44	1.10

**ACTIVITY**


Month	Adjusted Scheduled Activity (UOA)	
	2016	2017
April	6	23
May	29	144
June	128	144
July	163	383
August	217	431
September	286	504
October	311	
November	363	
December	430	
January	458	
February	508	
March	510	
April	521	
May	521	
June	521	

**QUALITY**

	Contract Quantity	Contract Base Number	Contract *	Region	England
% of all assessments that were assess and fit appliances (rolling 12 month period)	31	104	29.8%	54.2%	54.1%
% of all assessments that were assess and refuse (rolling 12 month period)	10	104	9.6%	12.5%	12.4%
% of all assessments that were assess and review (rolling 12 month period)	63	104	60.6%	33.3%	33.5%
% of terminated courses where treatment was abandoned or discontinued (rolling 12 month period)	1	2	50.0%	7.4%	7.2%
% of completed treatments indicating that PAR score was taken (year to date)	0	1	0.0%	55.7%	58.9%
Rate of removable appliances per 100 fixed appliances - proposed treatment (rolling 12 month period)	2	52	3.85	5.51	5.66
Rate of removable appliances per 100 fixed appliances - completed treatment (rolling 12 month period)	0	2	0.00	4.71	4.88
% of courses of treatment with removable appliances only - proposed treatment (rolling 12 month period)	0	31	0.0%	1.8%	2.1%
% of courses of treatment with removable appliances only - completed treatment (rolling 12 month period)	0	1	0.0%	1.0%	1.5%
% of patients satisfied with the treatment they have received (rolling 12 month period)	3	4	75.0%	96.7%	95.7%

\* Figures in italics indicate that the base number is less than 100.

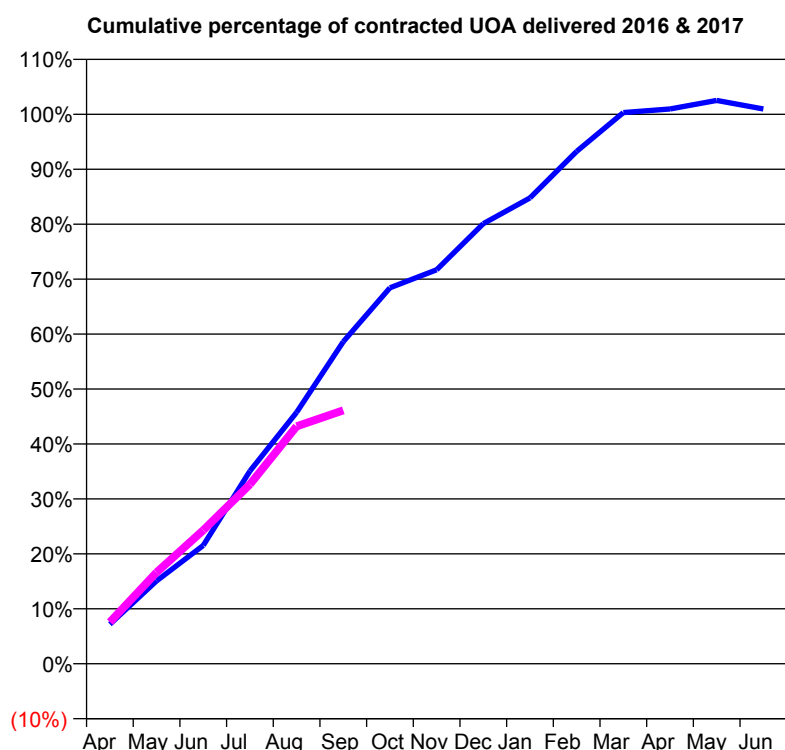


**Q46 - Vital Signs Orthodontic At a Glance Contract Report for 723312/0003 - September 2016**

Name or company name	MR DN ENTWISLE	16/17 Contracted general activity (UDA)	0
Contract type name	PDS Contract	Carry forward general activity (UDA)	0
Purpose of contract	Orthodontic	16/17 Contracted orthodontic activity (UOA)	3,083
Contract start date	01/04/2006	Carry forward orthodontic activity (UOA)	-41
Contract end date	31/03/2017	Baseline contract value	£197,438.94

**ACCESS**

	Contract	England and Wales
24 month ratio of assessments to patient IDs	1.19	1.10

**ACTIVITY**


Month	Adjusted Scheduled Activity (UOA)	
	2016	2017
April	97	234
May	203	513
June	290	749
July	472	1,007
August	616	1,332
September	789	1,422
October	921	
November	965	
December	1,078	
January	1,141	
February	1,255	
March	1,350	
April	1,359	
May	1,380	
June	1,359	

**QUALITY**

	Contract Quantity	Contract Base Number	Contract *	Region	England
% of all assessments that were assess and fit appliances (rolling 12 month period)	91	175	52.0%	54.2%	54.1%
% of all assessments that were assess and refuse (rolling 12 month period)	22	175	12.6%	12.5%	12.4%
% of all assessments that were assess and review (rolling 12 month period)	62	175	35.4%	33.3%	33.5%
% of terminated courses where treatment was abandoned or discontinued (rolling 12 month period)	42	107	39.3%	7.4%	7.2%
% of completed treatments indicating that PAR score was taken (year to date)	50	51	98.0%	55.7%	58.9%
Rate of removable appliances per 100 fixed appliances - proposed treatment (rolling 12 month period)	28	147	19.05	5.51	5.66
Rate of removable appliances per 100 fixed appliances - completed treatment (rolling 12 month period)	11	114	9.65	4.71	4.88
% of courses of treatment with removable appliances only - proposed treatment (rolling 12 month period)	3	91	3.3%	1.8%	2.1%
% of courses of treatment with removable appliances only - completed treatment (rolling 12 month period)	0	65	0.0%	1.0%	1.5%
% of patients satisfied with the treatment they have received (rolling 12 month period)	4	4	100.0%	96.7%	95.7%

\* Figures in italics indicate that the base number is less than 100.

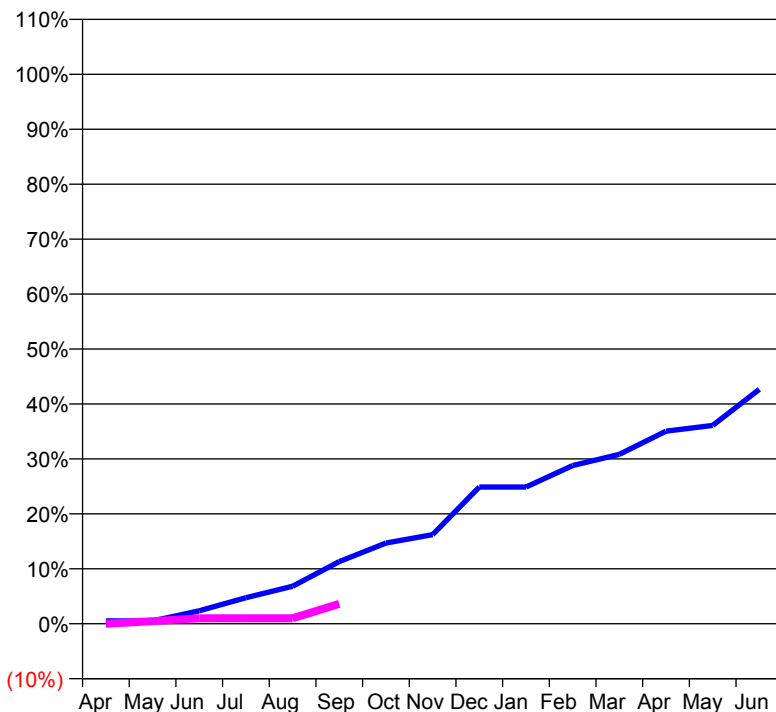
**Q46 - Vital Signs Orthodontic At a Glance Contract Report for 770795/0001 - September 2016**

Name or company name	MR AR ULLATHORNE
Contract type name	GDS Contract
Purpose of contract	General and Orthodontic
Contract start date	01/12/2013
Contract end date	

16/17 Contracted general activity (UDA)	10,925
Carry forward general activity (UDA)	0
16/17 Contracted orthodontic activity (UOA)	380
Carry forward orthodontic activity (UOA)	0
Baseline contract value	£301,026.15

**ACCESS**

	Contract	England and Wales
24 month ratio of assessments to patient IDs	1.15	1.10

**ACTIVITY**
**Cumulative percentage of contracted UOA delivered 2016 & 2017**

**Adjusted Scheduled Activity (UOA)**

Month	2016	2017
April	2	0
May	2	2
June	9	4
July	18	4
August	26	4
September	43	14
October	56	
November	62	
December	95	
January	95	
February	109	
March	117	
April	133	
May	137	
June	162	

**QUALITY**

	Contract Quantity	Contract Base Number	Contract *	Region	England
% of all assessments that were assess and fit appliances (rolling 12 month period)	2	90	2.2%	54.2%	54.1%
% of all assessments that were assess and refuse (rolling 12 month period)	0	90	0.0%	12.5%	12.4%
% of all assessments that were assess and review (rolling 12 month period)	88	90	97.8%	33.3%	33.5%
% of terminated courses where treatment was abandoned or discontinued (rolling 12 month period)	0	1	0.0%	7.4%	7.2%
% of completed treatments indicating that PAR score was taken (year to date)	0	1	0.0%	55.7%	58.9%
Rate of removable appliances per 100 fixed appliances - proposed treatment (rolling 12 month period)	0	2	0.00	5.51	5.66
Rate of removable appliances per 100 fixed appliances - completed treatment (rolling 12 month period)	0	0	N/A	4.71	4.88
% of courses of treatment with removable appliances only - proposed treatment (rolling 12 month period)	0	2	0.0%	1.8%	2.1%
% of courses of treatment with removable appliances only - completed treatment (rolling 12 month period)	0	1	0.0%	1.0%	1.5%
% of patients satisfied with the treatment they have received (rolling 12 month period)	0	0	N/A	96.7%	95.7%

\* Figures in italics indicate that the base number is less than 100.

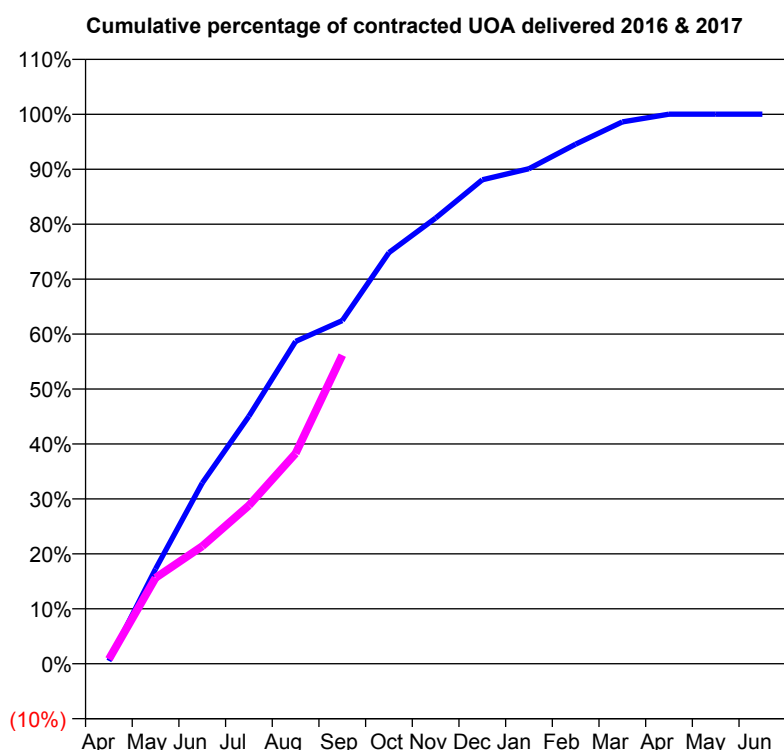
**Q46 - Vital Signs Orthodontic At a Glance Contract Report for 783579/0003 - September 2016**

Name or company name	Northwest Orthodontists Ltd
Contract type name	PDS Contract
Purpose of contract	Orthodontic
Contract start date	01/04/2011
Contract end date	31/03/2019

16/17 Contracted general activity (UDA)	0
Carry forward general activity (UDA)	0
16/17 Contracted orthodontic activity (UOA)	10,229
Carry forward orthodontic activity (UOA)	-1
Baseline contract value	£617,056.52

**ACCESS**

	Contract	England and Wales
24 month ratio of assessments to patient IDs	1.01	1.10

**ACTIVITY**


Month	Adjusted Scheduled Activity (UOA)	
	2016	2017
April	50	85
May	1,625	1,599
June	3,095	2,187
July	4,239	2,947
August	5,520	3,915
September	5,877	5,746
October	7,042	
November	7,632	
December	8,289	
January	8,478	
February	8,898	
March	9,278	
April	9,411	
May	9,411	
June	9,411	

**QUALITY**

	Contract Quantity	Contract Base Number	Contract *	Region	England
% of all assessments that were assess and fit appliances (rolling 12 month period)	445	452	98.5%	54.2%	54.1%
% of all assessments that were assess and refuse (rolling 12 month period)	7	452	1.5%	12.5%	12.4%
% of all assessments that were assess and review (rolling 12 month period)	0	452	0.0%	33.3%	33.5%
% of terminated courses where treatment was abandoned or discontinued (rolling 12 month period)	3	367	0.8%	7.4%	7.2%
% of completed treatments indicating that PAR score was taken (year to date)	79	176	44.9%	55.7%	58.9%
Rate of removable appliances per 100 fixed appliances - proposed treatment (rolling 12 month period)	28	881	3.18	5.51	5.66
Rate of removable appliances per 100 fixed appliances - completed treatment (rolling 12 month period)	0	10	0.00	4.71	4.88
% of courses of treatment with removable appliances only - proposed treatment (rolling 12 month period)	1	445	0.2%	1.8%	2.1%
% of courses of treatment with removable appliances only - completed treatment (rolling 12 month period)	0	364	0.0%	1.0%	1.5%
% of patients satisfied with the treatment they have received (rolling 12 month period)	6	6	100.0%	96.7%	95.7%

\* Figures in italics indicate that the base number is less than 100.

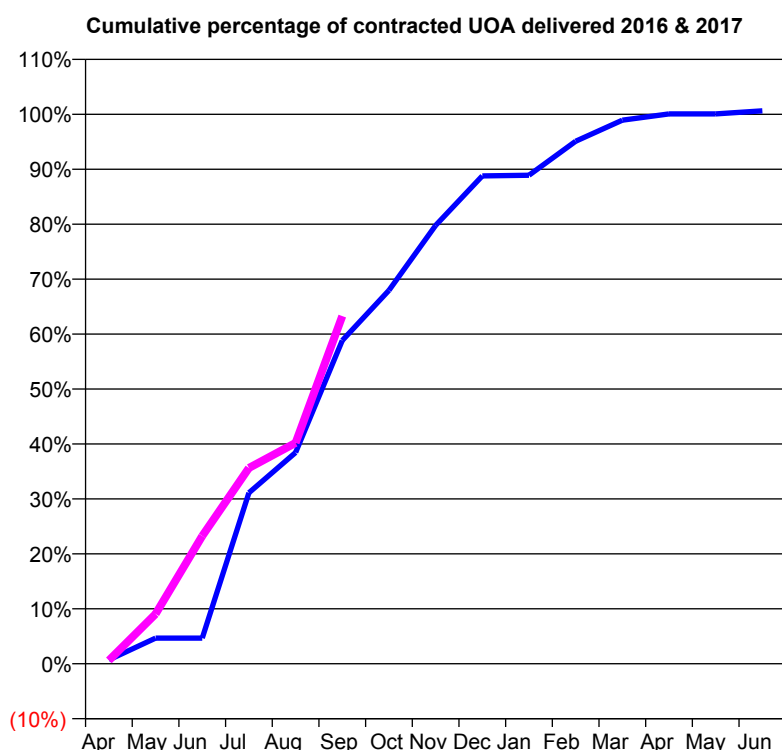
**Q46 - Vital Signs Orthodontic At a Glance Contract Report for 783579/0005 - September 2016**

Name or company name	Northwest Orthodontists Ltd
Contract type name	PDS Contract
Purpose of contract	Orthodontic
Contract start date	01/04/2012
Contract end date	31/03/2017

16/17 Contracted general activity (UDA)	0
Carry forward general activity (UDA)	0
16/17 Contracted orthodontic activity (UOA)	3,729
Carry forward orthodontic activity (UOA)	-23
Baseline contract value	£216,915.85

**ACCESS**

	Contract	England and Wales
24 month ratio of assessments to patient IDs	1.00	1.10

**ACTIVITY**


Month	Adjusted Scheduled Activity (UOA)	
	2016	2017
April	27	23
May	174	338
June	174	867
July	1,161	1,329
August	1,434	1,499
September	2,194	2,360
October	2,534	
November	2,975	
December	3,311	
January	3,315	
February	3,546	
March	3,689	
April	3,731	
May	3,731	
June	3,752	

**QUALITY**

	Contract Quantity	Contract Base Number	Contract *	Region	England
% of all assessments that were assess and fit appliances (rolling 12 month period)	188	188	100.0%	54.2%	54.1%
% of all assessments that were assess and refuse (rolling 12 month period)	0	188	0.0%	12.5%	12.4%
% of all assessments that were assess and review (rolling 12 month period)	0	188	0.0%	33.3%	33.5%
% of terminated courses where treatment was abandoned or discontinued (rolling 12 month period)	0	147	0.0%	7.4%	7.2%
% of completed treatments indicating that PAR score was taken (year to date)	42	75	56.0%	55.7%	58.9%
Rate of removable appliances per 100 fixed appliances - proposed treatment (rolling 12 month period)	7	372	1.88	5.51	5.66
Rate of removable appliances per 100 fixed appliances - completed treatment (rolling 12 month period)	0	4	0.00	4.71	4.88
% of courses of treatment with removable appliances only - proposed treatment (rolling 12 month period)	1	188	0.5%	1.8%	2.1%
% of courses of treatment with removable appliances only - completed treatment (rolling 12 month period)	0	147	0.0%	1.0%	1.5%
% of patients satisfied with the treatment they have received (rolling 12 month period)	5	5	100.0%	96.7%	95.7%

\* Figures in italics indicate that the base number is less than 100.

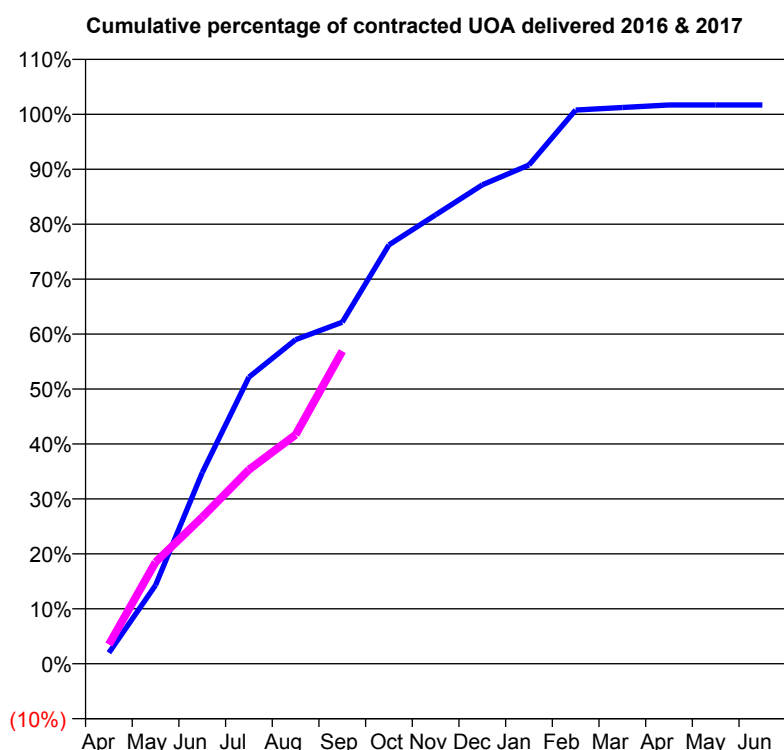
**Q46 - Vital Signs Orthodontic At a Glance Contract Report for 783579/0006 - September 2016**

Name or company name	Northwest Orthodontists Ltd
Contract type name	PDS Contract
Purpose of contract	Orthodontic
Contract start date	01/04/2012
Contract end date	31/03/2017

16/17 Contracted general activity (UDA)	0
Carry forward general activity (UDA)	0
16/17 Contracted orthodontic activity (UOA)	4,621
Carry forward orthodontic activity (UOA)	-78
Baseline contract value	£267,466.13

**ACCESS**

	Contract	England and Wales
24 month ratio of assessments to patient IDs	1.01	1.10

**ACTIVITY**


Month	Adjusted Scheduled Activity (UOA)	
	2016	2017
April	92	162
May	661	855
June	1,608	1,233
July	2,410	1,632
August	2,725	1,926
September	2,872	2,629
October	3,523	
November	3,775	
December	4,027	
January	4,195	
February	4,657	
March	4,678	
April	4,699	
May	4,699	
June	4,699	

**QUALITY**

	Contract Quantity	Contract Base Number	Contract *	Region	England
% of all assessments that were assess and fit appliances (rolling 12 month period)	210	210	100.0%	54.2%	54.1%
% of all assessments that were assess and refuse (rolling 12 month period)	0	210	0.0%	12.5%	12.4%
% of all assessments that were assess and review (rolling 12 month period)	0	210	0.0%	33.3%	33.5%
% of terminated courses where treatment was abandoned or discontinued (rolling 12 month period)	0	194	0.0%	7.4%	7.2%
% of completed treatments indicating that PAR score was taken (year to date)	70	100	70.0%	55.7%	58.9%
Rate of removable appliances per 100 fixed appliances - proposed treatment (rolling 12 month period)	51	416	12.26	5.51	5.66
Rate of removable appliances per 100 fixed appliances - completed treatment (rolling 12 month period)	1	12	8.33	4.71	4.88
% of courses of treatment with removable appliances only - proposed treatment (rolling 12 month period)	2	210	1.0%	1.8%	2.1%
% of courses of treatment with removable appliances only - completed treatment (rolling 12 month period)	0	194	0.0%	1.0%	1.5%
% of patients satisfied with the treatment they have received (rolling 12 month period)	2	2	100.0%	96.7%	95.7%

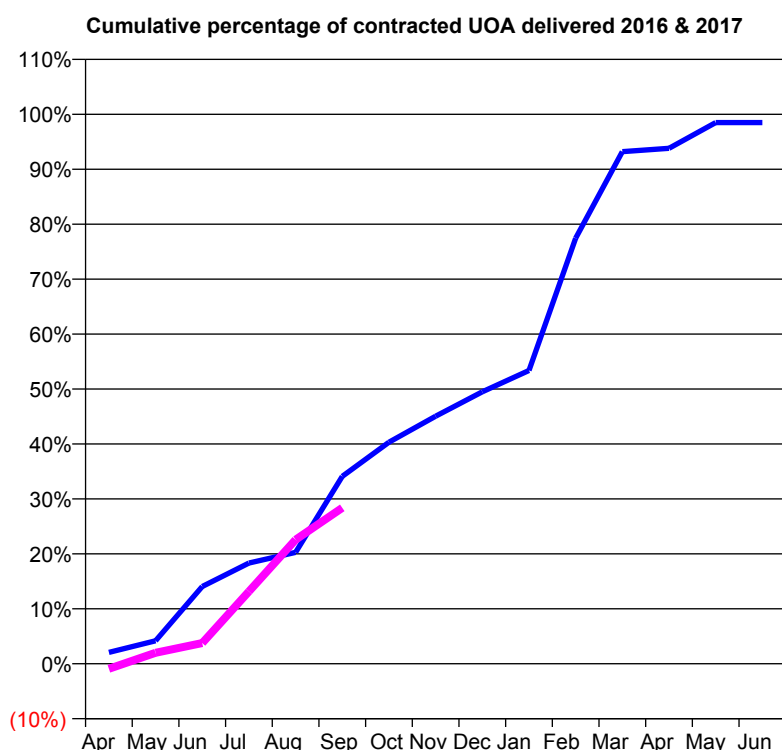
\* Figures in italics indicate that the base number is less than 100.

**Q46 - Vital Signs Orthodontic At a Glance Contract Report for 813559/0002 - September 2016**

Name or company name	MR NA HALL
Contract type name	PDS Contract
Purpose of contract	Orthodontic
Contract start date	01/04/2012
Contract end date	31/03/2018

16/17 Contracted general activity (UDA)	0
Carry forward general activity (UDA)	0
16/17 Contracted orthodontic activity (UOA)	3,632
Carry forward orthodontic activity (UOA)	55
Baseline contract value	£211,273.56

ACCESS	Contract	England and Wales
24 month ratio of assessments to patient IDs	1.04	1.10

**ACTIVITY**


Month	Adjusted Scheduled Activity (UOA)	
	2016	2017
April	75	-34
May	152	73
June	511	137
July	666	478
August	736	820
September	1,239	1,031
October	1,464	
November	1,636	
December	1,798	
January	1,939	
February	2,813	
March	3,385	
April	3,407	
May	3,577	
June	3,577	

QUALITY	Contract Quantity	Contract Base Number	Contract *	Region	England
% of all assessments that were assess and fit appliances (rolling 12 month period)	162	229	70.7%	54.2%	54.1%
% of all assessments that were assess and refuse (rolling 12 month period)	23	229	10.0%	12.5%	12.4%
% of all assessments that were assess and review (rolling 12 month period)	44	229	19.2%	33.3%	33.5%
% of terminated courses where treatment was abandoned or discontinued (rolling 12 month period)	7	182	3.8%	7.4%	7.2%
% of completed treatments indicating that PAR score was taken (year to date)	49	90	54.4%	55.7%	58.9%
Rate of removable appliances per 100 fixed appliances - proposed treatment (rolling 12 month period)	15	310	4.84	5.51	5.66
Rate of removable appliances per 100 fixed appliances - completed treatment (rolling 12 month period)	12	333	3.60	4.71	4.88
% of courses of treatment with removable appliances only - proposed treatment (rolling 12 month period)	5	162	3.1%	1.8%	2.1%
% of courses of treatment with removable appliances only - completed treatment (rolling 12 month period)	4	175	2.3%	1.0%	1.5%
% of patients satisfied with the treatment they have received (rolling 12 month period)	7	7	100.0%	96.7%	95.7%

\* Figures in italics indicate that the base number is less than 100.

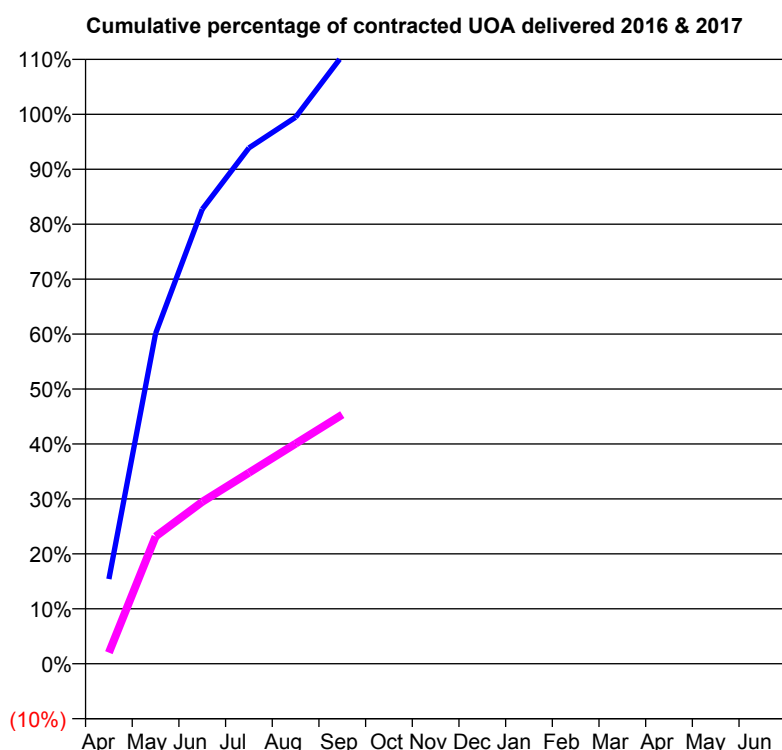
**Q46 - Vital Signs Orthodontic At a Glance Contract Report for 824372/0001 - September 2016**

Name or company name	MRS LR DOVER
Contract type name	GDS Contract
Purpose of contract	General and Orthodontic
Contract start date	01/04/2006
Contract end date	

16/17 Contracted general activity (UDA)	760
Carry forward general activity (UDA)	0
16/17 Contracted orthodontic activity (UOA)	397
Carry forward orthodontic activity (UOA)	-8
Baseline contract value	£34,504.02

**ACCESS**

	Contract	England and Wales
24 month ratio of assessments to patient IDs	1.03	1.10

**ACTIVITY**


Month	Adjusted Scheduled Activity (UOA)	
	2016	2017
April	58	8
May	226	92
June	311	117
July	353	138
August	374	159
September	416	180
October	416	
November	416	
December	416	
January	416	
February	416	
March	416	
April	416	
May	416	
June	416	

**QUALITY**

	Contract Quantity	Contract Base Number	Contract *	Region	England
% of all assessments that were assess and fit appliances (rolling 12 month period)	9	9	100.0%	54.2%	54.1%
% of all assessments that were assess and refuse (rolling 12 month period)	0	9	0.0%	12.5%	12.4%
% of all assessments that were assess and review (rolling 12 month period)	0	9	0.0%	33.3%	33.5%
% of terminated courses where treatment was abandoned or discontinued (rolling 12 month period)	0	14	0.0%	7.4%	7.2%
% of completed treatments indicating that PAR score was taken (year to date)	12	12	100.0%	55.7%	58.9%
Rate of removable appliances per 100 fixed appliances - proposed treatment (rolling 12 month period)	0	18	0.00	5.51	5.66
Rate of removable appliances per 100 fixed appliances - completed treatment (rolling 12 month period)	0	28	0.00	4.71	4.88
% of courses of treatment with removable appliances only - proposed treatment (rolling 12 month period)	0	9	0.0%	1.8%	2.1%
% of courses of treatment with removable appliances only - completed treatment (rolling 12 month period)	0	14	0.0%	1.0%	1.5%
% of patients satisfied with the treatment they have received (rolling 12 month period)	0	0	N/A	96.7%	95.7%

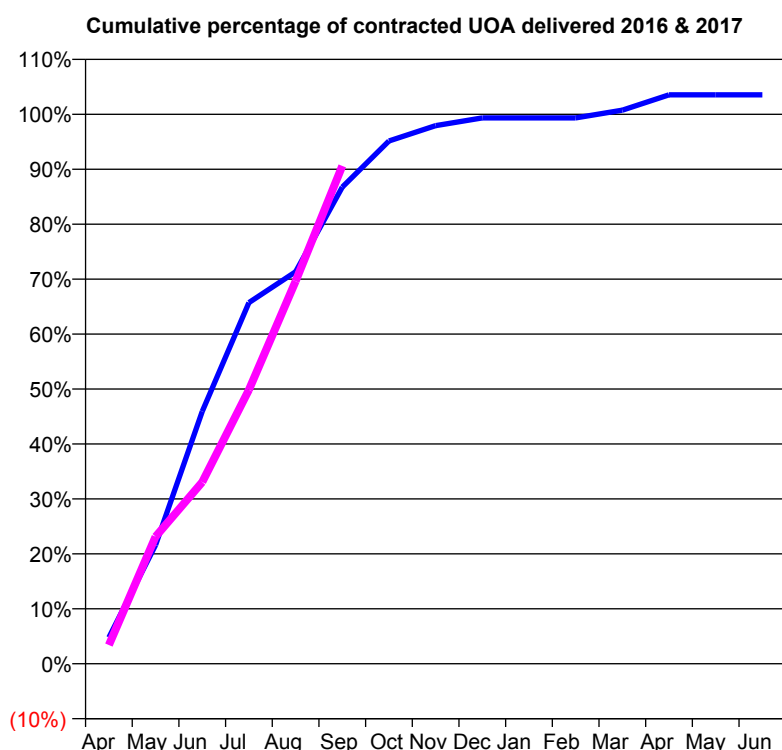
\* Figures in italics indicate that the base number is less than 100.

**Q46 - Vital Signs Orthodontic At a Glance Contract Report for 829188/0001 - September 2016**

Name or company name	MR WW LEE
Contract type name	PDS Contract
Purpose of contract	Orthodontic
Contract start date	01/04/2006
Contract end date	31/03/2017

16/17 Contracted general activity (UDA)	0
Carry forward general activity (UDA)	0
16/17 Contracted orthodontic activity (UOA)	1,500
Carry forward orthodontic activity (UOA)	-30
Baseline contract value	£86,820.86

ACCESS	Contract	England and Wales
24 month ratio of assessments to patient IDs	1.00	1.10

**ACTIVITY**


Month	Adjusted Scheduled Activity (UOA)	
	2016	2017
April	72	51
May	324	347
June	689	496
July	986	748
August	1,070	1,044
September	1,301	1,359
October	1,427	
November	1,469	
December	1,490	
January	1,490	
February	1,490	
March	1,511	
April	1,553	
May	1,553	
June	1,553	

QUALITY	Contract Quantity	Contract Base Number	Contract *	Region	England
% of all assessments that were assess and fit appliances (rolling 12 month period)	75	75	100.0%	54.2%	54.1%
% of all assessments that were assess and refuse (rolling 12 month period)	0	75	0.0%	12.5%	12.4%
% of all assessments that were assess and review (rolling 12 month period)	0	75	0.0%	33.3%	33.5%
% of terminated courses where treatment was abandoned or discontinued (rolling 12 month period)	5	64	7.8%	7.4%	7.2%
% of completed treatments indicating that PAR score was taken (year to date)	17	25	68.0%	55.7%	58.9%
Rate of removable appliances per 100 fixed appliances - proposed treatment (rolling 12 month period)	0	149	0.00	5.51	5.66
Rate of removable appliances per 100 fixed appliances - completed treatment (rolling 12 month period)	1	115	0.87	4.71	4.88
% of courses of treatment with removable appliances only - proposed treatment (rolling 12 month period)	0	75	0.0%	1.8%	2.1%
% of courses of treatment with removable appliances only - completed treatment (rolling 12 month period)	1	59	1.7%	1.0%	1.5%
% of patients satisfied with the treatment they have received (rolling 12 month period)	3	3	100.0%	96.7%	95.7%

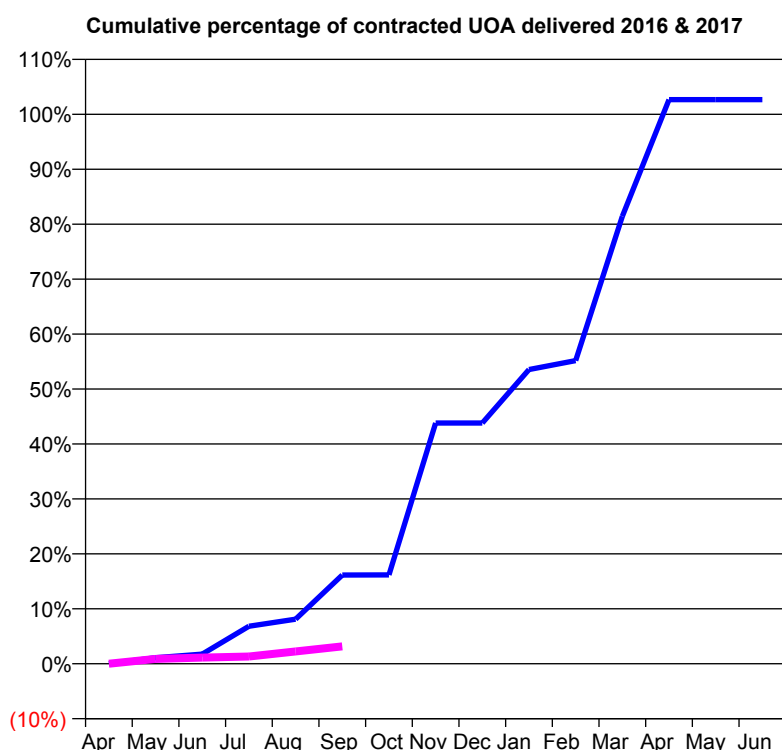
\* Figures in italics indicate that the base number is less than 100.



**Q46 - Vital Signs Orthodontic At a Glance Contract Report for 840696/0001 - September 2016**

Name or company name	MR MJ KELLY	16/17 Contracted general activity (UDA)	7,750
Contract type name	GDS Contract	Carry forward general activity (UDA)	0
Purpose of contract	General and Orthodontic	16/17 Contracted orthodontic activity (UOA)	3,035
Contract start date	01/04/2006	Carry forward orthodontic activity (UOA)	0
Contract end date		Baseline contract value	£408,402.30

ACCESS	Contract	England and Wales
24 month ratio of assessments to patient IDs	1.03	1.10

**ACTIVITY**


Month	Adjusted Scheduled Activity (UOA)	
	2016	2017
April	0	0
May	43	27
June	69	34
July	269	40
August	319	68
September	635	96
October	636	
November	1,723	
December	1,723	
January	2,105	
February	2,169	
March	3,202	
April	4,037	
May	4,037	
June	4,037	

QUALITY	Contract Quantity	Contract Base Number	Contract *	Region	England
% of all assessments that were assess and fit appliances (rolling 12 month period)	164	265	61.9%	54.2%	54.1%
% of all assessments that were assess and refuse (rolling 12 month period)	56	265	21.1%	12.5%	12.4%
% of all assessments that were assess and review (rolling 12 month period)	45	265	17.0%	33.3%	33.5%
% of terminated courses where treatment was abandoned or discontinued (rolling 12 month period)	8	8	100.0%	7.4%	7.2%
% of completed treatments indicating that PAR score was taken (year to date)	0	0	N/A	55.7%	58.9%
Rate of removable appliances per 100 fixed appliances - proposed treatment (rolling 12 month period)	6	273	2.20	5.51	5.66
Rate of removable appliances per 100 fixed appliances - completed treatment (rolling 12 month period)	0	0	N/A	4.71	4.88
% of courses of treatment with removable appliances only - proposed treatment (rolling 12 month period)	2	164	1.2%	1.8%	2.1%
% of courses of treatment with removable appliances only - completed treatment (rolling 12 month period)	0	0	N/A	1.0%	1.5%
% of patients satisfied with the treatment they have received (rolling 12 month period)	2	3	66.7%	96.7%	95.7%

\* Figures in italics indicate that the base number is less than 100.

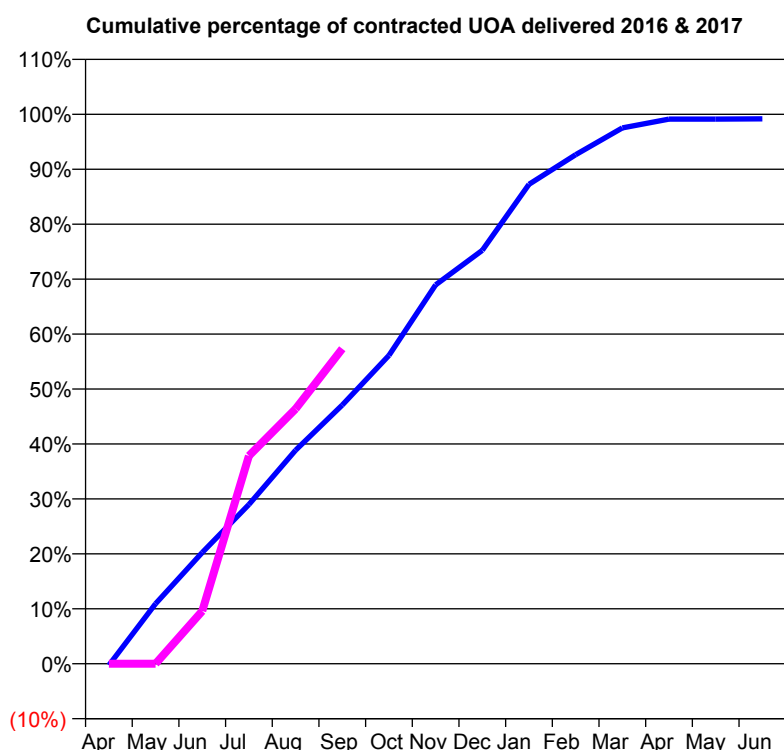
**Q46 - Vital Signs Orthodontic At a Glance Contract Report for 857475/0001 - September 2016**

Name or company name	MS M PATEL
Contract type name	PDS Contract
Purpose of contract	Orthodontic
Contract start date	01/11/2009
Contract end date	31/03/2019

16/17 Contracted general activity (UDA)	0
Carry forward general activity (UDA)	0
16/17 Contracted orthodontic activity (UOA)	7,916
Carry forward orthodontic activity (UOA)	0
Baseline contract value	£477,480.78

**ACCESS**

	Contract	England and Wales
24 month ratio of assessments to patient IDs	1.02	1.10

**ACTIVITY**


Month	Adjusted Scheduled Activity (UOA)	
	2016	2017
April	-19	0
May	765	0
June	1,418	759
July	2,029	2,996
August	2,720	3,672
September	3,297	4,539
October	3,928	
November	4,826	
December	5,267	
January	6,107	
February	6,485	
March	6,827	
April	6,938	
May	6,938	
June	6,941	

**QUALITY**

	Contract Quantity	Contract Base Number	Contract *	Region	England
% of all assessments that were assess and fit appliances (rolling 12 month period)	398	474	84.0%	54.2%	54.1%
% of all assessments that were assess and refuse (rolling 12 month period)	29	474	6.1%	12.5%	12.4%
% of all assessments that were assess and review (rolling 12 month period)	47	474	9.9%	33.3%	33.5%
% of terminated courses where treatment was abandoned or discontinued (rolling 12 month period)	11	391	2.8%	7.4%	7.2%
% of completed treatments indicating that PAR score was taken (year to date)	132	134	98.5%	55.7%	58.9%
Rate of removable appliances per 100 fixed appliances - proposed treatment (rolling 12 month period)	29	773	3.75	5.51	5.66
Rate of removable appliances per 100 fixed appliances - completed treatment (rolling 12 month period)	21	738	2.85	4.71	4.88
% of courses of treatment with removable appliances only - proposed treatment (rolling 12 month period)	6	398	1.5%	1.8%	2.1%
% of courses of treatment with removable appliances only - completed treatment (rolling 12 month period)	1	380	0.3%	1.0%	1.5%
% of patients satisfied with the treatment they have received (rolling 12 month period)	5	5	100.0%	96.7%	95.7%

\* Figures in italics indicate that the base number is less than 100.

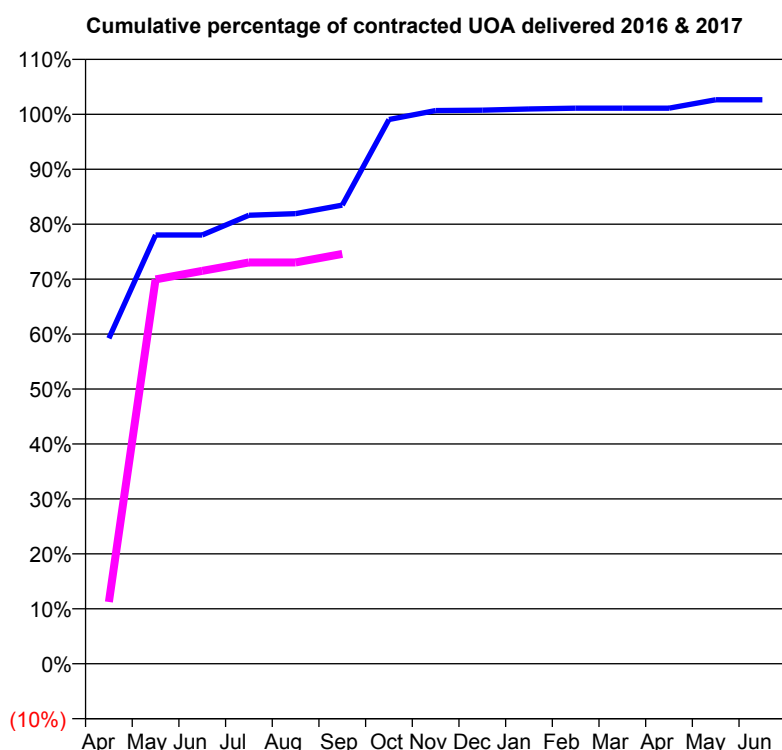
**Q46 - Vital Signs Orthodontic At a Glance Contract Report for 907359/0001 - September 2016**

Name or company name	MR MP GEORGESON
Contract type name	GDS Contract
Purpose of contract	General and Orthodontic
Contract start date	01/04/2006
Contract end date	

16/17 Contracted general activity (UDA)	8,950
Carry forward general activity (UDA)	-41
16/17 Contracted orthodontic activity (UOA)	1,361
Carry forward orthodontic activity (UOA)	-27
Baseline contract value	£294,460.72

**ACCESS**

	Contract	England and Wales
24 month ratio of assessments to patient IDs	1.01	1.10

**ACTIVITY**


Month	Adjusted Scheduled Activity (UOA)	
	2016	2017
April	806	153
May	1,062	952
June	1,062	973
July	1,111	994
August	1,115	994
September	1,136	1,015
October	1,348	
November	1,370	
December	1,371	
January	1,374	
February	1,376	
March	1,376	
April	1,376	
May	1,397	
June	1,397	

**QUALITY**

	Contract Quantity	Contract Base Number	Contract *	Region	England
% of all assessments that were assess and fit appliances (rolling 12 month period)	62	71	87.3%	54.2%	54.1%
% of all assessments that were assess and refuse (rolling 12 month period)	2	71	2.8%	12.5%	12.4%
% of all assessments that were assess and review (rolling 12 month period)	7	71	9.9%	33.3%	33.5%
% of terminated courses where treatment was abandoned or discontinued (rolling 12 month period)	4	89	4.5%	7.4%	7.2%
% of completed treatments indicating that PAR score was taken (year to date)	25	41	61.0%	55.7%	58.9%
Rate of removable appliances per 100 fixed appliances - proposed treatment (rolling 12 month period)	11	124	8.87	5.51	5.66
Rate of removable appliances per 100 fixed appliances - completed treatment (rolling 12 month period)	18	151	11.92	4.71	4.88
% of courses of treatment with removable appliances only - proposed treatment (rolling 12 month period)	0	62	0.0%	1.8%	2.1%
% of courses of treatment with removable appliances only - completed treatment (rolling 12 month period)	1	85	1.2%	1.0%	1.5%
% of patients satisfied with the treatment they have received (rolling 12 month period)	2	2	100.0%	96.7%	95.7%

\* Figures in italics indicate that the base number is less than 100.

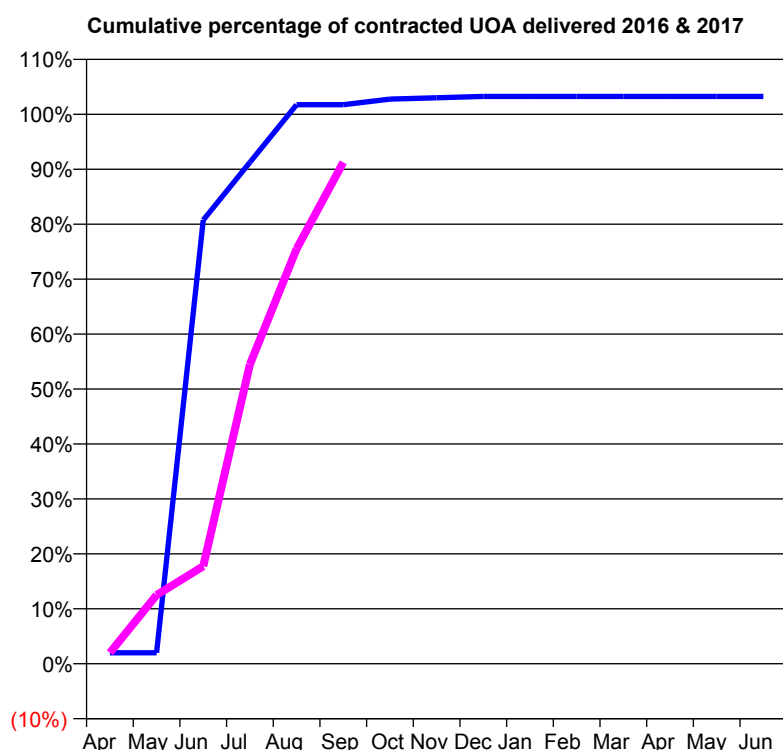
**Q46 - Vital Signs Orthodontic At a Glance Contract Report for 910864/0001 - September 2016**

Name or company name	MR D END
Contract type name	GDS Contract
Purpose of contract	General and Orthodontic
Contract start date	01/04/2006
Contract end date	

16/17 Contracted general activity (UDA)	9,584
Carry forward general activity (UDA)	-150
16/17 Contracted orthodontic activity (UOA)	400
Carry forward orthodontic activity (UOA)	-8
Baseline contract value	£327,006.39

**ACCESS**

	Contract	England and Wales
24 month ratio of assessments to patient IDs	1.05	1.10

**ACTIVITY**


Month	Adjusted Scheduled Activity (UOA)	
	2016	2017
April	8	8
May	8	50
June	323	71
July	365	218
August	407	302
September	407	365
October	411	
November	412	
December	413	
January	413	
February	413	
March	413	
April	413	
May	413	
June	413	

**QUALITY**

	Contract Quantity	Contract Base Number	Contract *	Region	England
% of all assessments that were assess and fit appliances (rolling 12 month period)	17	23	73.9%	54.2%	54.1%
% of all assessments that were assess and refuse (rolling 12 month period)	3	23	13.0%	12.5%	12.4%
% of all assessments that were assess and review (rolling 12 month period)	3	23	13.0%	33.3%	33.5%
% of terminated courses where treatment was abandoned or discontinued (rolling 12 month period)	0	15	0.0%	7.4%	7.2%
% of completed treatments indicating that PAR score was taken (year to date)	7	7	100.0%	55.7%	58.9%
Rate of removable appliances per 100 fixed appliances - proposed treatment (rolling 12 month period)	0	34	0.00	5.51	5.66
Rate of removable appliances per 100 fixed appliances - completed treatment (rolling 12 month period)	0	0	N/A	4.71	4.88
% of courses of treatment with removable appliances only - proposed treatment (rolling 12 month period)	0	17	0.0%	1.8%	2.1%
% of courses of treatment with removable appliances only - completed treatment (rolling 12 month period)	0	15	0.0%	1.0%	1.5%
% of patients satisfied with the treatment they have received (rolling 12 month period)	0	0	N/A	96.7%	95.7%

\* Figures in italics indicate that the base number is less than 100.

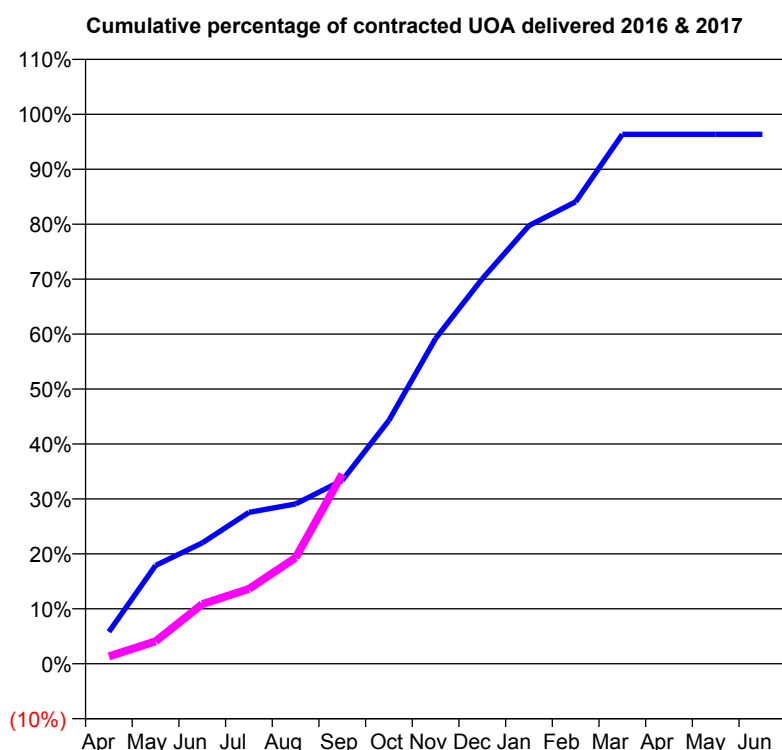
**Q46 - Vital Signs Orthodontic At a Glance Contract Report for 919160/0002 - September 2016**

Name or company name	MR CH HEWITT
Contract type name	GDS Contract
Purpose of contract	General and Orthodontic
Contract start date	01/02/2011
Contract end date	

16/17 Contracted general activity (UDA)	14,632
Carry forward general activity (UDA)	0
16/17 Contracted orthodontic activity (UOA)	1,564
Carry forward orthodontic activity (UOA)	0
Baseline contract value	£462,345.22

**ACCESS**

	Contract	England and Wales
24 month ratio of assessments to patient IDs	1.06	1.10

**ACTIVITY**


Month	Adjusted Scheduled Activity (UOA)	
	2016	2017
April	91	21
May	280	64
June	344	170
July	431	213
August	455	302
September	522	540
October	693	
November	926	
December	1,096	
January	1,247	
February	1,315	
March	1,507	
April	1,507	
May	1,507	
June	1,507	

**QUALITY**

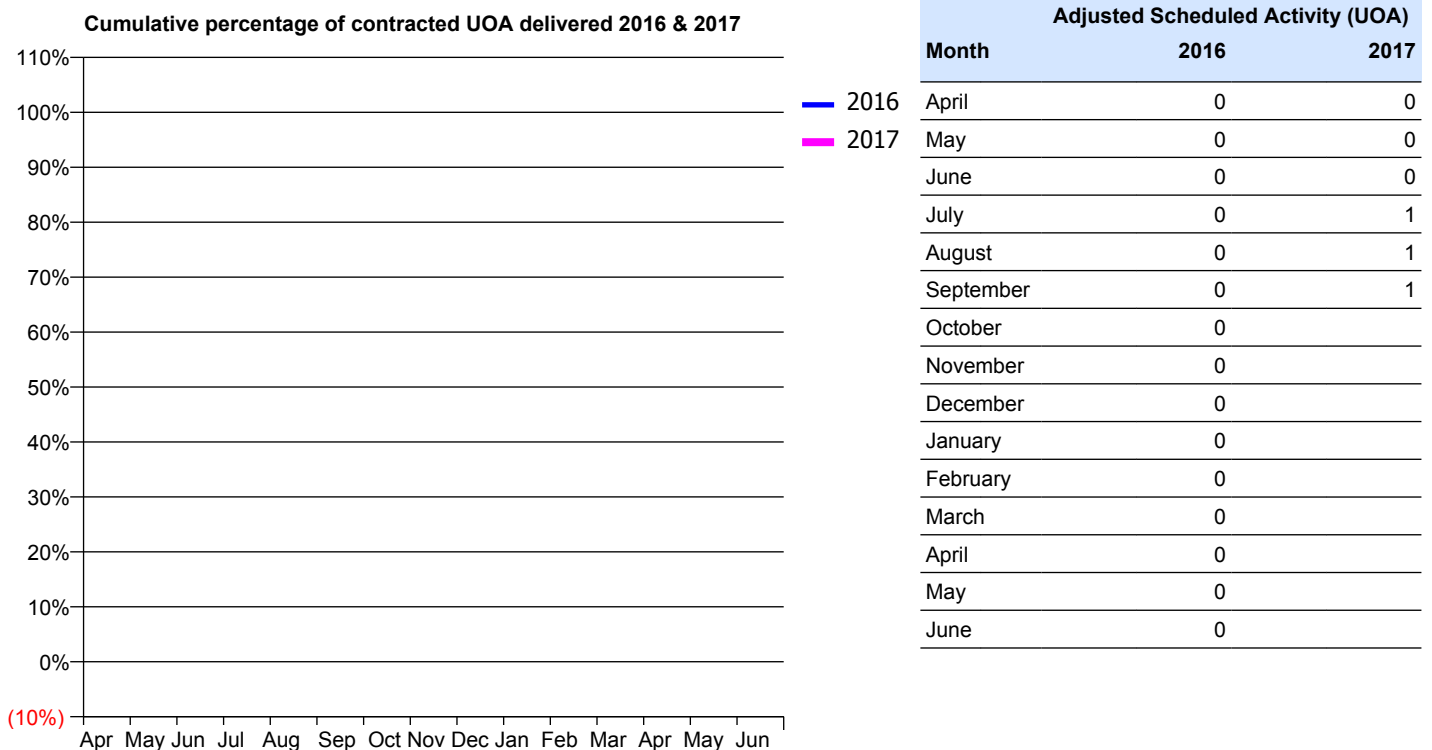
	Contract Quantity	Contract Base Number	Contract *	Region	England
% of all assessments that were assess and fit appliances (rolling 12 month period)	71	107	66.4%	54.2%	54.1%
% of all assessments that were assess and refuse (rolling 12 month period)	15	107	14.0%	12.5%	12.4%
% of all assessments that were assess and review (rolling 12 month period)	21	107	19.6%	33.3%	33.5%
% of terminated courses where treatment was abandoned or discontinued (rolling 12 month period)	0	69	0.0%	7.4%	7.2%
% of completed treatments indicating that PAR score was taken (year to date)	21	26	80.8%	55.7%	58.9%
Rate of removable appliances per 100 fixed appliances - proposed treatment (rolling 12 month period)	13	3	433.33	5.51	5.66
Rate of removable appliances per 100 fixed appliances - completed treatment (rolling 12 month period)	6	123	4.88	4.71	4.88
% of courses of treatment with removable appliances only - proposed treatment (rolling 12 month period)	12	71	16.9%	1.8%	2.1%
% of courses of treatment with removable appliances only - completed treatment (rolling 12 month period)	0	69	0.0%	1.0%	1.5%
% of patients satisfied with the treatment they have received (rolling 12 month period)	0	0	N/A	96.7%	95.7%

\* Figures in italics indicate that the base number is less than 100.

**Q47 - Vital Signs Orthodontic At a Glance Contract Report for 101281/0014 - September 2016**

Name or company name	OASIS DENTAL CARE LTD	16/17 Contracted general activity (UDA)	23,097
Contract type name	Pilot Contract	Carry forward general activity (UDA)	0
Purpose of contract	General	16/17 Contracted orthodontic activity (UOA)	0
Contract start date	01/04/2006	Carry forward orthodontic activity (UOA)	0
Contract end date		Baseline contract value	£677,974.58

ACCESS	Contract	England and Wales
24 month ratio of assessments to patient IDs	1.00	1.10

**ACTIVITY**


QUALITY	Contract Quantity	Contract Base Number	Contract *	Region	England
% of all assessments that were assess and fit appliances (rolling 12 month period)	0	1	0.0%	54.2%	54.1%
% of all assessments that were assess and refuse (rolling 12 month period)	0	1	0.0%	12.5%	12.4%
% of all assessments that were assess and review (rolling 12 month period)	1	1	100.0%	33.3%	33.5%
% of terminated courses where treatment was abandoned or discontinued (rolling 12 month period)	0	0	N/A	7.4%	7.2%
% of completed treatments indicating that PAR score was taken (year to date)	0	0	N/A	55.7%	58.9%
Rate of removable appliances per 100 fixed appliances - proposed treatment (rolling 12 month period)	0	0	N/A	5.51	5.66
Rate of removable appliances per 100 fixed appliances - completed treatment (rolling 12 month period)	0	0	N/A	4.71	4.88
% of courses of treatment with removable appliances only - proposed treatment (rolling 12 month period)	0	0	N/A	1.8%	2.1%
% of courses of treatment with removable appliances only - completed treatment (rolling 12 month period)	0	0	N/A	1.0%	1.5%
% of patients satisfied with the treatment they have received (rolling 12 month period)	0	0	N/A	96.7%	95.7%

\* Figures in italics indicate that the base number is less than 100.

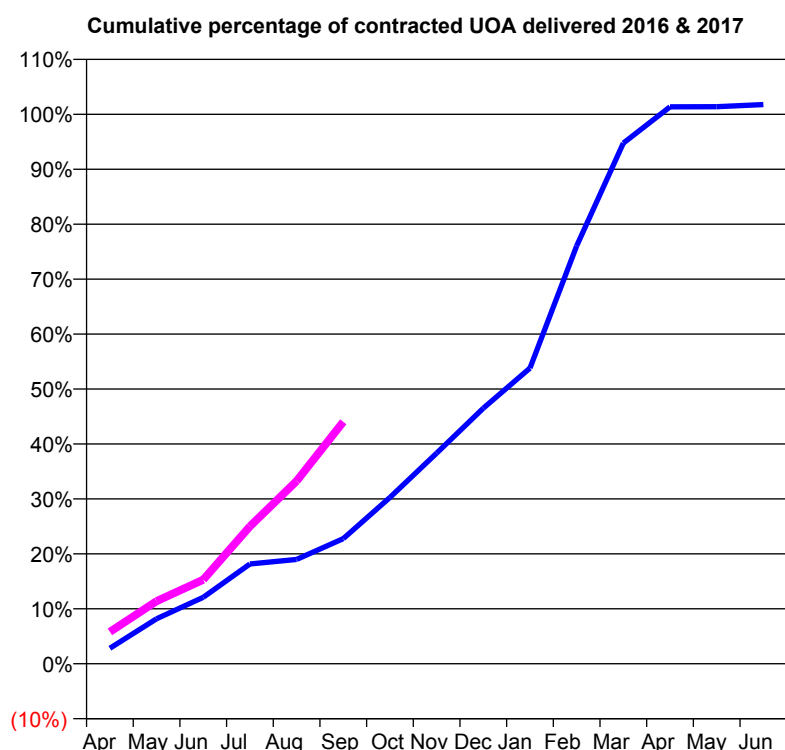
**Q47 - Vital Signs Orthodontic At a Glance Contract Report for 104604/0001 - September 2016**

Name or company name	Orthoworld Lancaster
Contract type name	PDS Contract
Purpose of contract	Orthodontic
Contract start date	01/04/2012
Contract end date	31/03/2022

16/17 Contracted general activity (UDA)	0
Carry forward general activity (UDA)	0
16/17 Contracted orthodontic activity (UOA)	10,861
Carry forward orthodontic activity (UOA)	-192
Baseline contract value	£731,403.21

**ACCESS**

	Contract	England and Wales
24 month ratio of assessments to patient IDs	1.23	1.10

**ACTIVITY**


Month	Adjusted Scheduled Activity (UOA)	
	2016	2017
April	306	632
May	889	1,237
June	1,314	1,661
July	1,974	2,715
August	2,063	3,611
September	2,473	4,783
October	3,287	
November	4,164	
December	5,052	
January	5,845	
February	8,259	
March	10,290	
April	11,009	
May	11,011	
June	11,053	

**QUALITY**

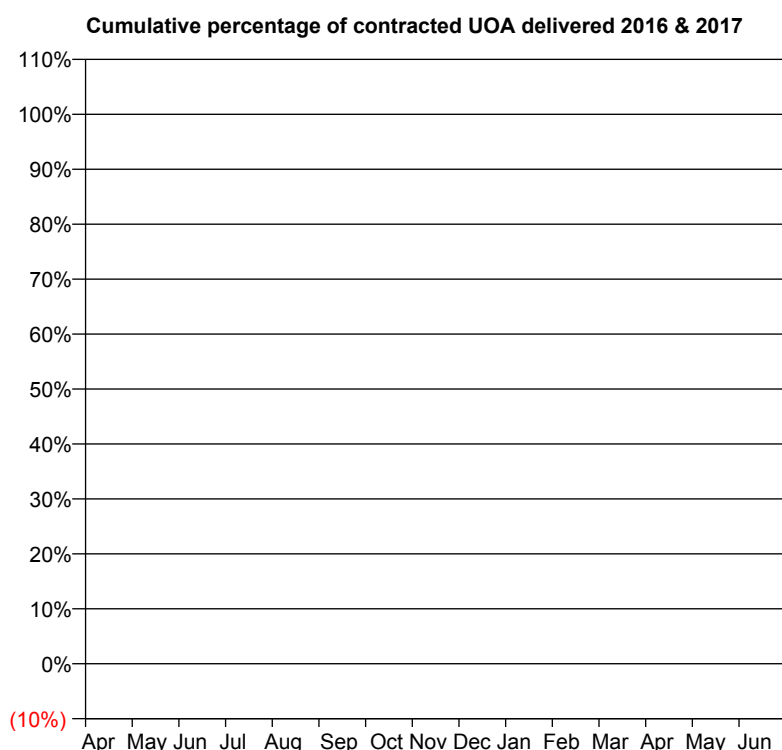
	Contract Quantity	Contract Base Number	Contract *	Region	England
% of all assessments that were assess and fit appliances (rolling 12 month period)	607	1,108	54.8%	54.2%	54.1%
% of all assessments that were assess and refuse (rolling 12 month period)	67	1,108	6.0%	12.5%	12.4%
% of all assessments that were assess and review (rolling 12 month period)	434	1,108	39.2%	33.3%	33.5%
% of terminated courses where treatment was abandoned or discontinued (rolling 12 month period)	67	329	20.4%	7.4%	7.2%
% of completed treatments indicating that PAR score was taken (year to date)	41	141	29.1%	55.7%	58.9%
Rate of removable appliances per 100 fixed appliances - proposed treatment (rolling 12 month period)	47	1,171	4.01	5.51	5.66
Rate of removable appliances per 100 fixed appliances - completed treatment (rolling 12 month period)	20	509	3.93	4.71	4.88
% of courses of treatment with removable appliances only - proposed treatment (rolling 12 month period)	9	607	1.5%	1.8%	2.1%
% of courses of treatment with removable appliances only - completed treatment (rolling 12 month period)	1	262	0.4%	1.0%	1.5%
% of patients satisfied with the treatment they have received (rolling 12 month period)	18	19	94.7%	96.7%	95.7%

\* Figures in italics indicate that the base number is less than 100.

**Q47 - Vital Signs Orthodontic At a Glance Contract Report for 108006/0001 - September 2016**

Name or company name	Redbridge Associates Ltd	16/17 Contracted general activity (UDA)	26,020
Contract type name	GDS Contract	Carry forward general activity (UDA)	0
Purpose of contract	General	16/17 Contracted orthodontic activity (UOA)	0
Contract start date	06/09/2010	Carry forward orthodontic activity (UOA)	0
Contract end date		Baseline contract value	£633,785.79

ACCESS	Contract	England and Wales
24 month ratio of assessments to patient IDs	1.00	1.10

**ACTIVITY**


Month	Adjusted Scheduled Activity (UOA)	
	2016	2017
April	0	0
May	0	0
June	0	0
July	0	1
August	0	2
September	0	2
October	0	
November	0	
December	0	
January	0	
February	0	
March	0	
April	0	
May	0	
June	0	

QUALITY	Contract Quantity	Contract Base Number	Contract *	Region	England
% of all assessments that were assess and fit appliances (rolling 12 month period)	0	2	0.0%	54.2%	54.1%
% of all assessments that were assess and refuse (rolling 12 month period)	0	2	0.0%	12.5%	12.4%
% of all assessments that were assess and review (rolling 12 month period)	2	2	100.0%	33.3%	33.5%
% of terminated courses where treatment was abandoned or discontinued (rolling 12 month period)	0	1	0.0%	7.4%	7.2%
% of completed treatments indicating that PAR score was taken (year to date)	0	1	0.0%	55.7%	58.9%
Rate of removable appliances per 100 fixed appliances - proposed treatment (rolling 12 month period)	0	0	N/A	5.51	5.66
Rate of removable appliances per 100 fixed appliances - completed treatment (rolling 12 month period)	0	0	N/A	4.71	4.88
% of courses of treatment with removable appliances only - proposed treatment (rolling 12 month period)	0	0	N/A	1.8%	2.1%
% of courses of treatment with removable appliances only - completed treatment (rolling 12 month period)	0	1	0.0%	1.0%	1.5%
% of patients satisfied with the treatment they have received (rolling 12 month period)	0	0	N/A	96.7%	95.7%

\* Figures in italics indicate that the base number is less than 100.

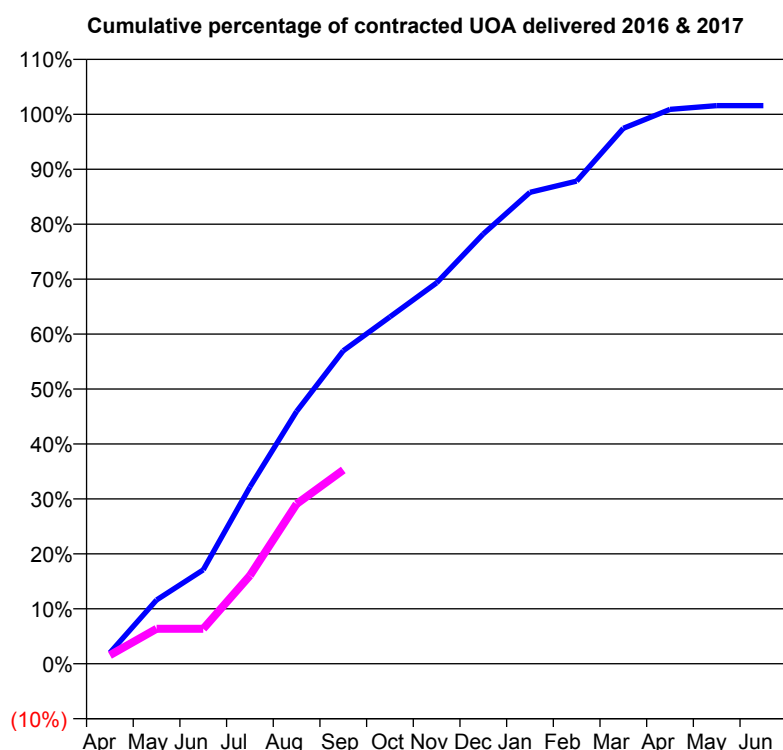


**Q47 - Vital Signs Orthodontic At a Glance Contract Report for 114642/0001 - September 2016**

Name or company name	Preston Orthodontics Ltd	16/17 Contracted general activity (UDA)	0
Contract type name	PDS Contract	Carry forward general activity (UDA)	0
Purpose of contract	Orthodontic	16/17 Contracted orthodontic activity (UOA)	3,060
Contract start date	01/04/2011	Carry forward orthodontic activity (UOA)	-48
Contract end date	31/03/2017	Baseline contract value	£204,076.48

**ACCESS**

	Contract	England and Wales
24 month ratio of assessments to patient IDs	1.00	1.10

**ACTIVITY**


Month	Adjusted Scheduled Activity (UOA)	
	2016	2017
April	61	48
May	355	195
June	523	195
July	985	491
August	1,405	890
September	1,743	1,079
October	1,932	
November	2,121	
December	2,394	
January	2,625	
February	2,688	
March	2,982	
April	3,087	
May	3,108	
June	3,108	

**QUALITY**

	Contract Quantity	Contract Base Number	Contract *	Region	England
% of all assessments that were assess and fit appliances (rolling 12 month period)	115	117	98.3%	54.2%	54.1%
% of all assessments that were assess and refuse (rolling 12 month period)	2	117	1.7%	12.5%	12.4%
% of all assessments that were assess and review (rolling 12 month period)	0	117	0.0%	33.3%	33.5%
% of terminated courses where treatment was abandoned or discontinued (rolling 12 month period)	3	99	3.0%	7.4%	7.2%
% of completed treatments indicating that PAR score was taken (year to date)	39	52	75.0%	55.7%	58.9%
Rate of removable appliances per 100 fixed appliances - proposed treatment (rolling 12 month period)	44	230	19.13	5.51	5.66
Rate of removable appliances per 100 fixed appliances - completed treatment (rolling 12 month period)	6	185	3.24	4.71	4.88
% of courses of treatment with removable appliances only - proposed treatment (rolling 12 month period)	0	115	0.0%	1.8%	2.1%
% of courses of treatment with removable appliances only - completed treatment (rolling 12 month period)	1	96	1.0%	1.0%	1.5%
% of patients satisfied with the treatment they have received (rolling 12 month period)	9	9	100.0%	96.7%	95.7%

\* Figures in italics indicate that the base number is less than 100.

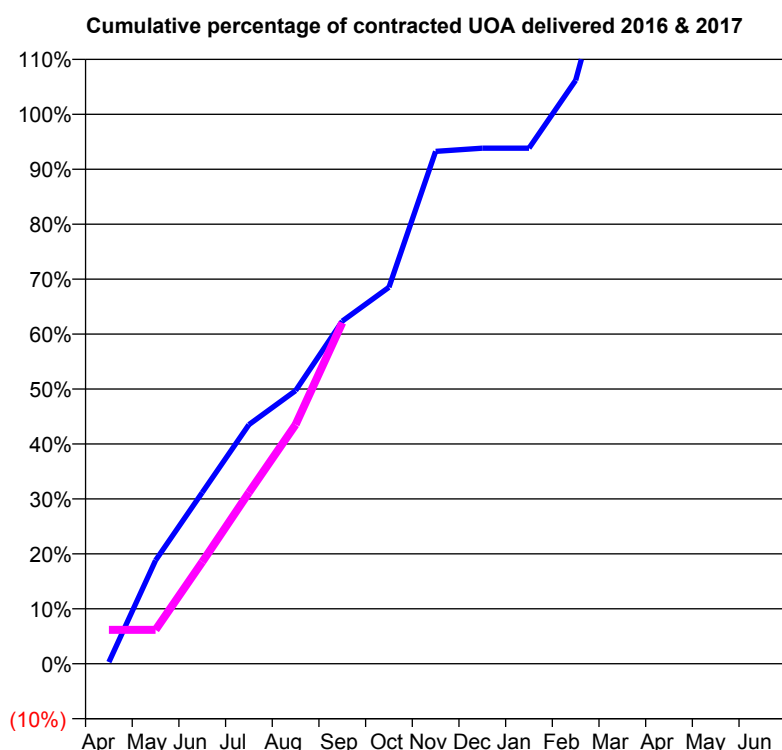
**Q47 - Vital Signs Orthodontic At a Glance Contract Report for 123188/0001 - September 2016**

Name or company name	Cramond House Dental Practice
Contract type name	GDS Contract
Purpose of contract	General and Orthodontic
Contract start date	01/04/2011
Contract end date	

16/17 Contracted general activity (UDA)	1,820
Carry forward general activity (UDA)	0
16/17 Contracted orthodontic activity (UOA)	340
Carry forward orthodontic activity (UOA)	0
Baseline contract value	£62,899.68

**ACCESS**

	Contract	England and Wales
24 month ratio of assessments to patient IDs	1.04	1.10

**ACTIVITY**


Month	Adjusted Scheduled Activity (UOA)	
	2016	2017
April	1	21
May	64	21
June	106	63
July	148	106
August	169	148
September	212	211
October	233	
November	317	
December	319	
January	319	
February	361	
March	466	
April	466	
May	466	
June	466	

**QUALITY**

	Contract Quantity	Contract Base Number	Contract *	Region	England
% of all assessments that were assess and fit appliances (rolling 12 month period)	22	27	81.5%	54.2%	54.1%
% of all assessments that were assess and refuse (rolling 12 month period)	3	27	11.1%	12.5%	12.4%
% of all assessments that were assess and review (rolling 12 month period)	2	27	7.4%	33.3%	33.5%
% of terminated courses where treatment was abandoned or discontinued (rolling 12 month period)	0	19	0.0%	7.4%	7.2%
% of completed treatments indicating that PAR score was taken (year to date)	10	10	100.0%	55.7%	58.9%
Rate of removable appliances per 100 fixed appliances - proposed treatment (rolling 12 month period)	0	2	0.00	5.51	5.66
Rate of removable appliances per 100 fixed appliances - completed treatment (rolling 12 month period)	0	31	0.00	4.71	4.88
% of courses of treatment with removable appliances only - proposed treatment (rolling 12 month period)	0	22	0.0%	1.8%	2.1%
% of courses of treatment with removable appliances only - completed treatment (rolling 12 month period)	0	19	0.0%	1.0%	1.5%
% of patients satisfied with the treatment they have received (rolling 12 month period)	2	2	100.0%	96.7%	95.7%

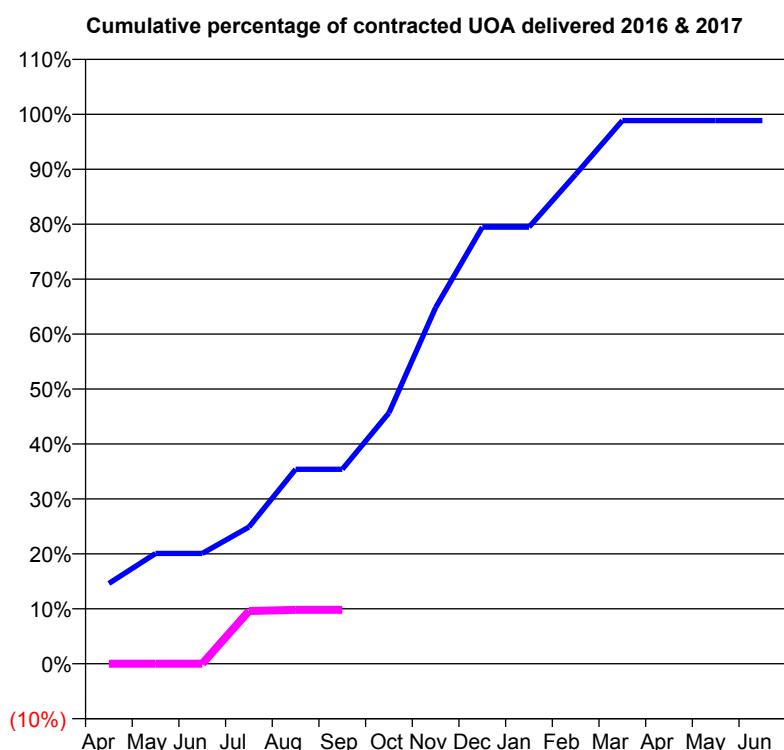
\* Figures in italics indicate that the base number is less than 100.

**Q47 - Vital Signs Orthodontic At a Glance Contract Report for 126691/0001 - September 2016**

Name or company name	Diamond Smiles Dental Centre	16/17 Contracted general activity (UDA)	3,299
Contract type name	GDS Contract	Carry forward general activity (UDA)	0
Purpose of contract	General and Orthodontic	16/17 Contracted orthodontic activity (UOA)	438
Contract start date	01/07/2009	Carry forward orthodontic activity (UOA)	0
Contract end date		Baseline contract value	£104,984.15

**ACCESS**

	Contract	England and Wales
24 month ratio of assessments to patient IDs	1.04	1.10

**ACTIVITY**


Month	Adjusted Scheduled Activity (UOA)	
	2016	2017
April	64	0
May	88	0
June	88	0
July	109	42
August	155	43
September	155	43
October	200	
November	284	
December	348	
January	348	
February	390	
March	433	
April	433	
May	433	
June	433	

**QUALITY**

	Contract Quantity	Contract Base Number	Contract *	Region	England
% of all assessments that were assess and fit appliances (rolling 12 month period)	15	22	68.2%	54.2%	54.1%
% of all assessments that were assess and refuse (rolling 12 month period)	1	22	4.5%	12.5%	12.4%
% of all assessments that were assess and review (rolling 12 month period)	6	22	27.3%	33.3%	33.5%
% of terminated courses where treatment was abandoned or discontinued (rolling 12 month period)	1	7	14.3%	7.4%	7.2%
% of completed treatments indicating that PAR score was taken (year to date)	0	0	N/A	55.7%	58.9%
Rate of removable appliances per 100 fixed appliances - proposed treatment (rolling 12 month period)	1	25	4.00	5.51	5.66
Rate of removable appliances per 100 fixed appliances - completed treatment (rolling 12 month period)	0	12	0.00	4.71	4.88
% of courses of treatment with removable appliances only - proposed treatment (rolling 12 month period)	0	15	0.0%	1.8%	2.1%
% of courses of treatment with removable appliances only - completed treatment (rolling 12 month period)	0	6	0.0%	1.0%	1.5%
% of patients satisfied with the treatment they have received (rolling 12 month period)	0	0	N/A	96.7%	95.7%

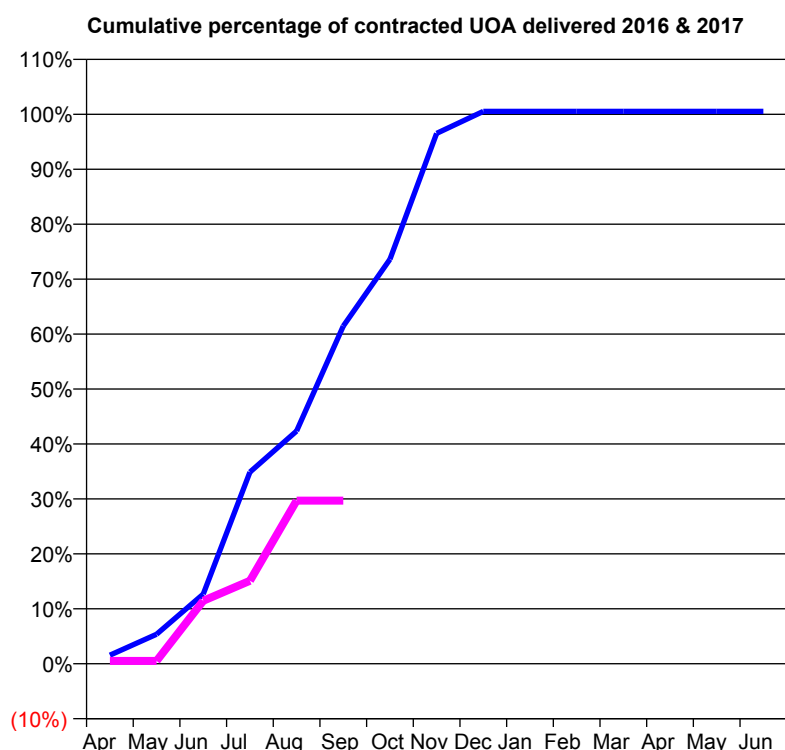
\* Figures in italics indicate that the base number is less than 100.

**Q47 - Vital Signs Orthodontic At a Glance Contract Report for 134341/0001 - September 2016**

Name or company name	The Macfarlane Dental Partnership	16/17 Contracted general activity (UDA)	2,016
Contract type name	GDS Contract	Carry forward general activity (UDA)	-40
Purpose of contract	General and Orthodontic	16/17 Contracted orthodontic activity (UOA)	576
Contract start date	01/01/2012	Carry forward orthodontic activity (UOA)	-3
Contract end date		Baseline contract value	£94,252.35

**ACCESS**

	Contract	England and Wales
24 month ratio of assessments to patient IDs	1.05	1.10

**ACTIVITY**


Month	Adjusted Scheduled Activity (UOA)	
	2016	2017
April	9	3
May	31	3
June	73	66
July	201	87
August	244	171
September	354	171
October	424	
November	556	
December	579	
January	579	
February	579	
March	579	
April	579	
May	579	
June	579	

**QUALITY**

	Contract Quantity	Contract Base Number	Contract *	Region	England
% of all assessments that were assess and fit appliances (rolling 12 month period)	19	34	55.9%	54.2%	54.1%
% of all assessments that were assess and refuse (rolling 12 month period)	4	34	11.8%	12.5%	12.4%
% of all assessments that were assess and review (rolling 12 month period)	11	34	32.4%	33.3%	33.5%
% of terminated courses where treatment was abandoned or discontinued (rolling 12 month period)	4	19	21.1%	7.4%	7.2%
% of completed treatments indicating that PAR score was taken (year to date)	8	9	88.9%	55.7%	58.9%
Rate of removable appliances per 100 fixed appliances - proposed treatment (rolling 12 month period)	5	38	13.16	5.51	5.66
Rate of removable appliances per 100 fixed appliances - completed treatment (rolling 12 month period)	9	28	32.14	4.71	4.88
% of courses of treatment with removable appliances only - proposed treatment (rolling 12 month period)	0	19	0.0%	1.8%	2.1%
% of courses of treatment with removable appliances only - completed treatment (rolling 12 month period)	1	15	6.7%	1.0%	1.5%
% of patients satisfied with the treatment they have received (rolling 12 month period)	3	3	100.0%	96.7%	95.7%

\* Figures in italics indicate that the base number is less than 100.

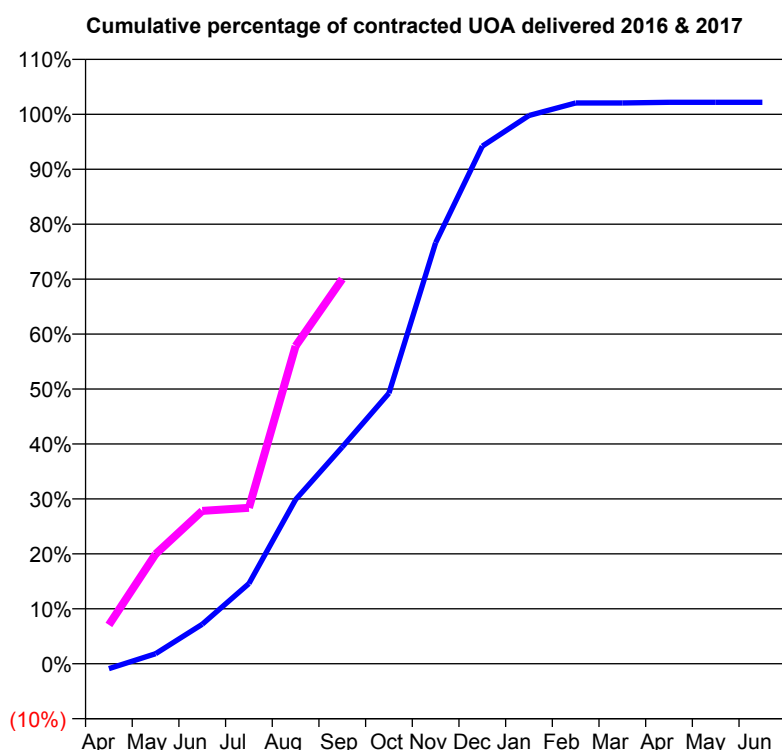
**Q47 - Vital Signs Orthodontic At a Glance Contract Report for 137162/0001 - September 2016**

Name or company name	Oakland Family Dental Practice
Contract type name	GDS Contract
Purpose of contract	General and Orthodontic
Contract start date	01/04/2014
Contract end date	

16/17 Contracted general activity (UDA)	1,800
Carry forward general activity (UDA)	0
16/17 Contracted orthodontic activity (UOA)	877
Carry forward orthodontic activity (UOA)	0
Baseline contract value	£103,502.11

**ACCESS**

	Contract	England and Wales
24 month ratio of assessments to patient IDs	1.36	1.10

**ACTIVITY**


Month	Adjusted Scheduled Activity (UOA)	
	2016	2017
April	-8	62
May	16	175
June	63	244
July	128	249
August	262	507
September	346	614
October	432	
November	672	
December	826	
January	875	
February	895	
March	895	
April	896	
May	896	
June	896	

**QUALITY**

	Contract Quantity	Contract Base Number	Contract *	Region	England
% of all assessments that were assess and fit appliances (rolling 12 month period)	52	125	41.6%	54.2%	54.1%
% of all assessments that were assess and refuse (rolling 12 month period)	10	125	8.0%	12.5%	12.4%
% of all assessments that were assess and review (rolling 12 month period)	63	125	50.4%	33.3%	33.5%
% of terminated courses where treatment was abandoned or discontinued (rolling 12 month period)	3	21	14.3%	7.4%	7.2%
% of completed treatments indicating that PAR score was taken (year to date)	1	12	8.3%	55.7%	58.9%
Rate of removable appliances per 100 fixed appliances - proposed treatment (rolling 12 month period)	8	95	8.42	5.51	5.66
Rate of removable appliances per 100 fixed appliances - completed treatment (rolling 12 month period)	2	23	8.70	4.71	4.88
% of courses of treatment with removable appliances only - proposed treatment (rolling 12 month period)	0	52	0.0%	1.8%	2.1%
% of courses of treatment with removable appliances only - completed treatment (rolling 12 month period)	1	18	5.6%	1.0%	1.5%
% of patients satisfied with the treatment they have received (rolling 12 month period)	1	1	100.0%	96.7%	95.7%

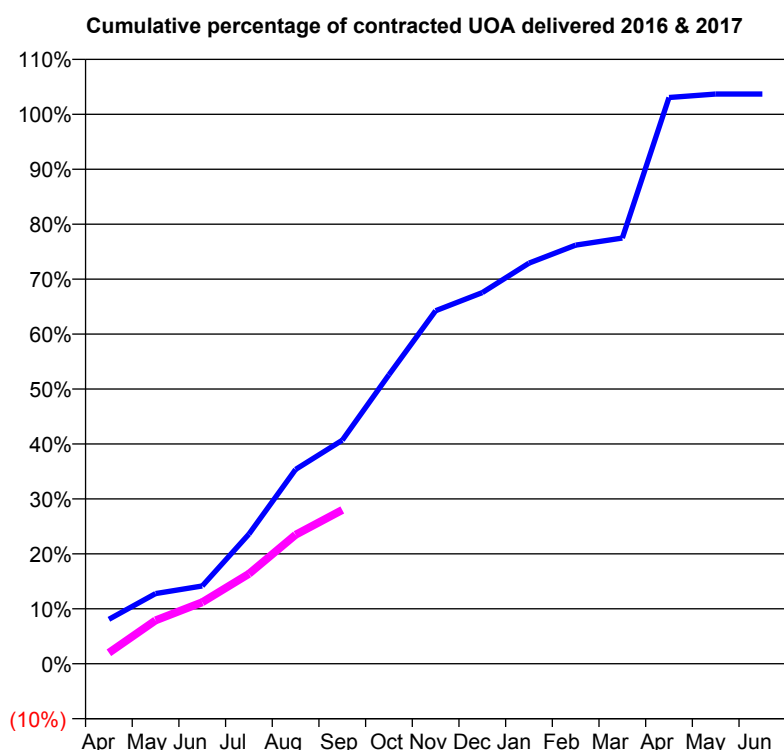
\* Figures in italics indicate that the base number is less than 100.

**Q47 - Vital Signs Orthodontic At a Glance Contract Report for 142433/0003 - September 2016**

Name or company name	Dentalign Preston	16/17 Contracted general activity (UDA)	0
Contract type name	PDS Contract	Carry forward general activity (UDA)	0
Purpose of contract	Orthodontic	16/17 Contracted orthodontic activity (UOA)	3,251
Contract start date	25/06/2011	Carry forward orthodontic activity (UOA)	-65
Contract end date	31/03/2017	Baseline contract value	£217,619.23

**ACCESS**

	Contract	England and Wales
24 month ratio of assessments to patient IDs	1.06	1.10

**ACTIVITY**


Month	Adjusted Scheduled Activity (UOA)	
	2016	2017
April	263	65
May	415	257
June	460	364
July	767	532
August	1,150	763
September	1,323	910
October	1,710	
November	2,089	
December	2,196	
January	2,370	
February	2,477	
March	2,519	
April	3,350	
May	3,371	
June	3,371	

**QUALITY**

	Contract Quantity	Contract Base Number	Contract *	Region	England
% of all assessments that were assess and fit appliances (rolling 12 month period)	138	174	79.3%	54.2%	54.1%
% of all assessments that were assess and refuse (rolling 12 month period)	34	174	19.5%	12.5%	12.4%
% of all assessments that were assess and review (rolling 12 month period)	2	174	1.1%	33.3%	33.5%
% of terminated courses where treatment was abandoned or discontinued (rolling 12 month period)	14	39	35.9%	7.4%	7.2%
% of completed treatments indicating that PAR score was taken (year to date)	4	4	100.0%	55.7%	58.9%
Rate of removable appliances per 100 fixed appliances - proposed treatment (rolling 12 month period)	6	157	3.82	5.51	5.66
Rate of removable appliances per 100 fixed appliances - completed treatment (rolling 12 month period)	0	1	0.00	4.71	4.88
% of courses of treatment with removable appliances only - proposed treatment (rolling 12 month period)	1	138	0.7%	1.8%	2.1%
% of courses of treatment with removable appliances only - completed treatment (rolling 12 month period)	0	25	0.0%	1.0%	1.5%
% of patients satisfied with the treatment they have received (rolling 12 month period)	3	3	100.0%	96.7%	95.7%

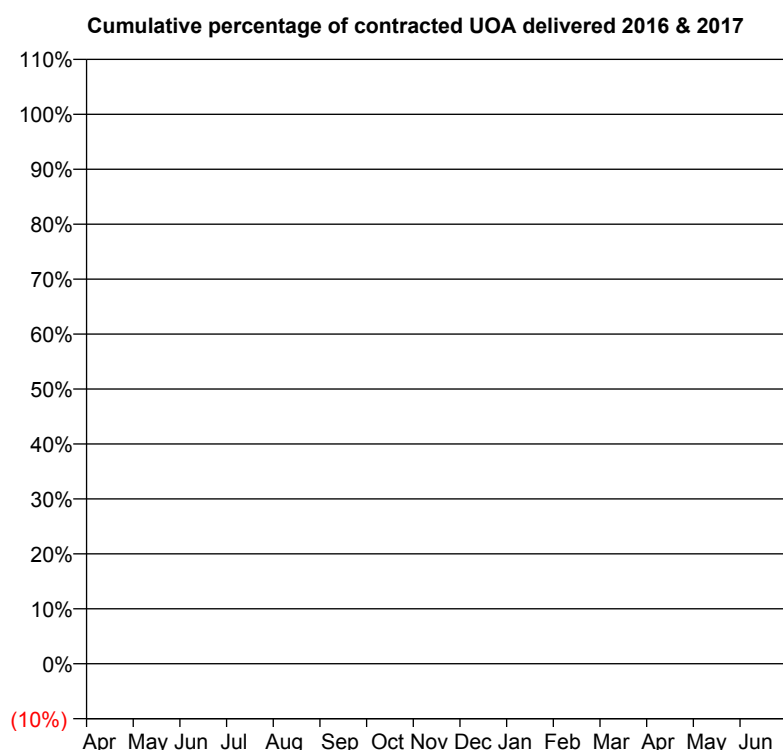
\* Figures in italics indicate that the base number is less than 100.

**Q47 - Vital Signs Orthodontic At a Glance Contract Report for 142433/0005 - September 2016**

Name or company name	Dentalign Preston	16/17 Contracted general activity (UDA)	0
Contract type name	PDS Contract	Carry forward general activity (UDA)	0
Purpose of contract	Orthodontic	16/17 Contracted orthodontic activity (UOA)	0
Contract start date	11/01/2016	Carry forward orthodontic activity (UOA)	0
Contract end date	30/06/2016	Baseline contract value	£0.25

**ACCESS**

	Contract	England and Wales
24 month ratio of assessments to patient IDs	1.00	1.10

**ACTIVITY**


Month	Adjusted Scheduled Activity (UOA)	
	2016	2017
April	0	0
May	0	63
June	0	63
July	0	63
August	0	63
September	0	63
October	0	
November	0	
December	0	
January	0	
February	0	
March	0	
April	42	
May	149	
June	149	

**QUALITY**

	Contract Quantity	Contract Base Number	Contract *	Region	England
% of all assessments that were assess and fit appliances (rolling 12 month period)	10	10	100.0%	54.2%	54.1%
% of all assessments that were assess and refuse (rolling 12 month period)	0	10	0.0%	12.5%	12.4%
% of all assessments that were assess and review (rolling 12 month period)	0	10	0.0%	33.3%	33.5%
% of terminated courses where treatment was abandoned or discontinued (rolling 12 month period)	0	0	N/A	7.4%	7.2%
% of completed treatments indicating that PAR score was taken (year to date)	0	0	N/A	55.7%	58.9%
Rate of removable appliances per 100 fixed appliances - proposed treatment (rolling 12 month period)	0	20	0.00	5.51	5.66
Rate of removable appliances per 100 fixed appliances - completed treatment (rolling 12 month period)	0	0	N/A	4.71	4.88
% of courses of treatment with removable appliances only - proposed treatment (rolling 12 month period)	0	10	0.0%	1.8%	2.1%
% of courses of treatment with removable appliances only - completed treatment (rolling 12 month period)	0	0	N/A	1.0%	1.5%
% of patients satisfied with the treatment they have received (rolling 12 month period)	0	0	N/A	96.7%	95.7%

\* Figures in italics indicate that the base number is less than 100.

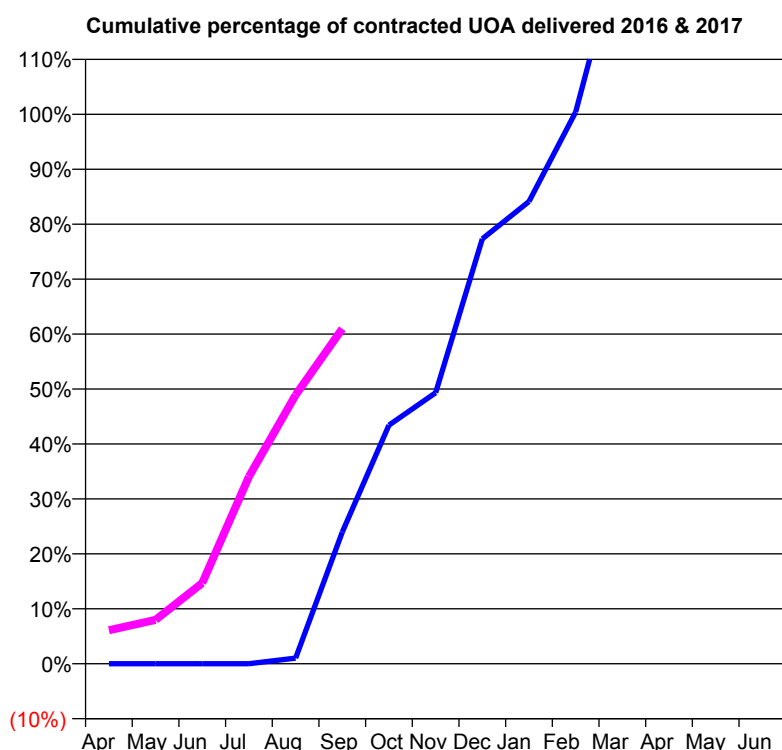
**Q47 - Vital Signs Orthodontic At a Glance Contract Report for 142646/0001 - September 2016**

Name or company name	Perfectalign at the Beeches
Contract type name	PDS Contract
Purpose of contract	Orthodontic
Contract start date	01/06/2015
Contract end date	31/03/2017

16/17 Contracted general activity (UDA)	0
Carry forward general activity (UDA)	0
16/17 Contracted orthodontic activity (UOA)	6,911
Carry forward orthodontic activity (UOA)	0
Baseline contract value	£464,065.33

**ACCESS**

	Contract	England and Wales
24 month ratio of assessments to patient IDs	1.03	1.10

**ACTIVITY**


Month	Adjusted Scheduled Activity (UOA)	
	2016	2017
April	0	422
May	0	552
June	0	1,016
July	0	2,353
August	49	3,381
September	1,132	4,214
October	2,052	
November	2,331	
December	3,654	
January	3,975	
February	4,744	
March	6,253	
April	6,253	
May	6,253	
June	6,253	

**QUALITY**

	Contract Quantity	Contract Base Number	Contract *	Region	England
% of all assessments that were assess and fit appliances (rolling 12 month period)	432	710	60.8%	54.2%	54.1%
% of all assessments that were assess and refuse (rolling 12 month period)	153	710	21.5%	12.5%	12.4%
% of all assessments that were assess and review (rolling 12 month period)	125	710	17.6%	33.3%	33.5%
% of terminated courses where treatment was abandoned or discontinued (rolling 12 month period)	6	247	2.4%	7.4%	7.2%
% of completed treatments indicating that PAR score was taken (year to date)	82	119	68.9%	55.7%	58.9%
Rate of removable appliances per 100 fixed appliances - proposed treatment (rolling 12 month period)	126	818	15.40	5.51	5.66
Rate of removable appliances per 100 fixed appliances - completed treatment (rolling 12 month period)	15	448	3.35	4.71	4.88
% of courses of treatment with removable appliances only - proposed treatment (rolling 12 month period)	0	432	0.0%	1.8%	2.1%
% of courses of treatment with removable appliances only - completed treatment (rolling 12 month period)	0	241	0.0%	1.0%	1.5%
% of patients satisfied with the treatment they have received (rolling 12 month period)	11	12	91.7%	96.7%	95.7%

\* Figures in italics indicate that the base number is less than 100.



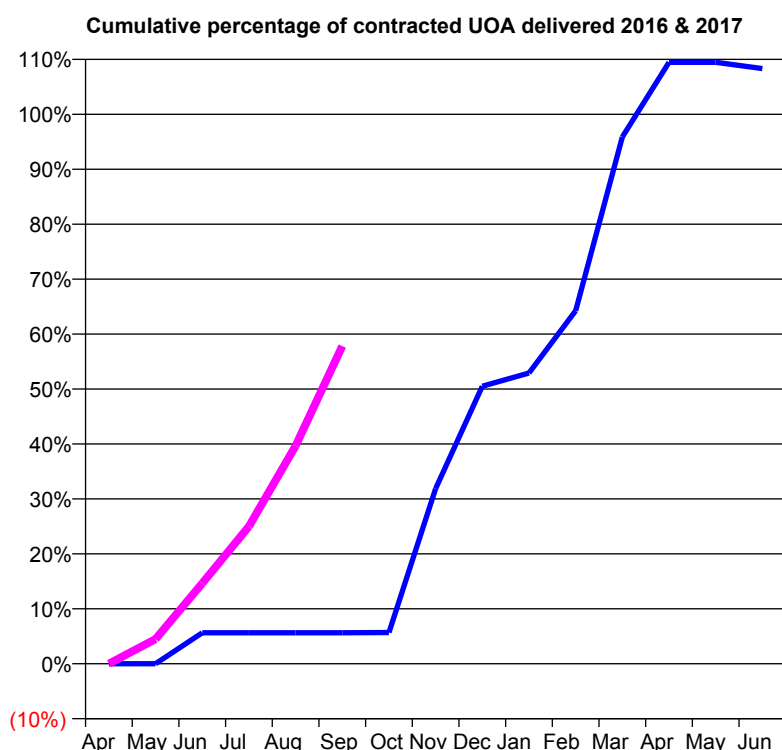
**Q47 - Vital Signs Orthodontic At a Glance Contract Report for 148601/0002 - September 2016**

Name or company name	Redbridge Associates Ltd.
Contract type name	PDS Contract
Purpose of contract	Orthodontic
Contract start date	01/04/2007
Contract end date	31/03/2017

16/17 Contracted general activity (UDA)	0
Carry forward general activity (UDA)	0
16/17 Contracted orthodontic activity (UOA)	1,863
Carry forward orthodontic activity (UOA)	0
Baseline contract value	£120,163.61

**ACCESS**

	Contract	England and Wales
24 month ratio of assessments to patient IDs	1.01	1.10

**ACTIVITY**


Month	Adjusted Scheduled Activity (UOA)	
	2016	2017
April	0	0
May	0	84
June	105	273
July	105	466
August	105	739
September	105	1,077
October	106	
November	594	
December	941	
January	986	
February	1,197	
March	1,786	
April	2,039	
May	2,039	
June	2,018	

**QUALITY**

	Contract Quantity	Contract Base Number	Contract *	Region	England
% of all assessments that were assess and fit appliances (rolling 12 month period)	144	163	88.3%	54.2%	54.1%
% of all assessments that were assess and refuse (rolling 12 month period)	9	163	5.5%	12.5%	12.4%
% of all assessments that were assess and review (rolling 12 month period)	10	163	6.1%	33.3%	33.5%
% of terminated courses where treatment was abandoned or discontinued (rolling 12 month period)	0	3	0.0%	7.4%	7.2%
% of completed treatments indicating that PAR score was taken (year to date)	1	1	100.0%	55.7%	58.9%
Rate of removable appliances per 100 fixed appliances - proposed treatment (rolling 12 month period)	130	149	87.25	5.51	5.66
Rate of removable appliances per 100 fixed appliances - completed treatment (rolling 12 month period)	0	0	N/A	4.71	4.88
% of courses of treatment with removable appliances only - proposed treatment (rolling 12 month period)	3	144	2.1%	1.8%	2.1%
% of courses of treatment with removable appliances only - completed treatment (rolling 12 month period)	0	3	0.0%	1.0%	1.5%
% of patients satisfied with the treatment they have received (rolling 12 month period)	3	3	100.0%	96.7%	95.7%

\* Figures in italics indicate that the base number is less than 100.

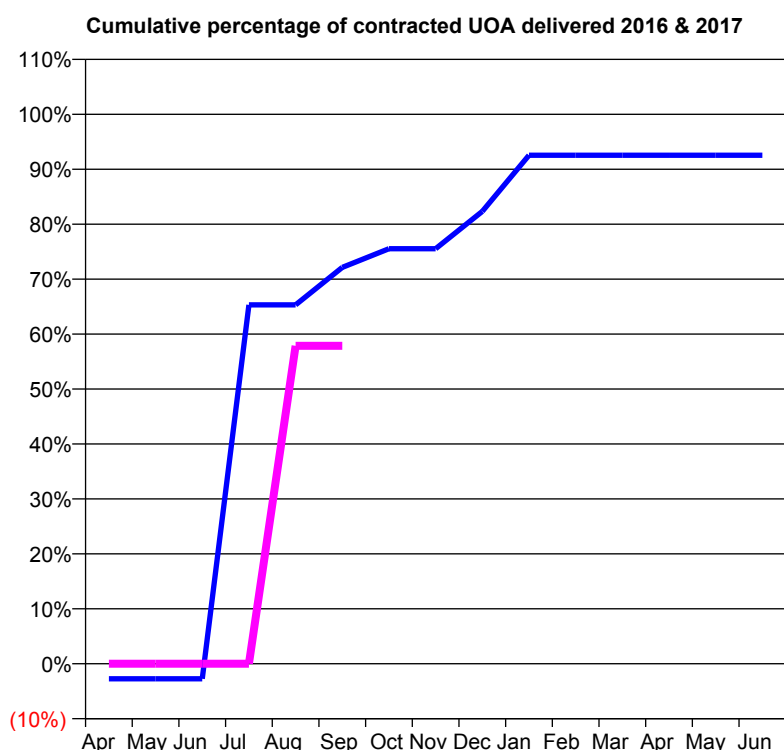
**Q47 - Vital Signs Orthodontic At a Glance Contract Report for 167711/0001 - September 2016**

Name or company name	Bridge Dental Practice
Contract type name	GDS Contract
Purpose of contract	General and Orthodontic
Contract start date	01/09/2014
Contract end date	

16/17 Contracted general activity (UDA)	2,000
Carry forward general activity (UDA)	0
16/17 Contracted orthodontic activity (UOA)	617
Carry forward orthodontic activity (UOA)	0
Baseline contract value	£80,887.20

**ACCESS**

	Contract	England and Wales
24 month ratio of assessments to patient IDs	1.00	1.10

**ACTIVITY**


Month	Adjusted Scheduled Activity (UOA)	
	2016	2017
April	-17	0
May	-17	0
June	-17	0
July	403	0
August	403	357
September	445	357
October	466	
November	466	
December	508	
January	571	
February	571	
March	571	
April	571	
May	571	
June	571	

**QUALITY**

	Contract Quantity	Contract Base Number	Contract *	Region	England
% of all assessments that were assess and fit appliances (rolling 12 month period)	23	23	100.0%	54.2%	54.1%
% of all assessments that were assess and refuse (rolling 12 month period)	0	23	0.0%	12.5%	12.4%
% of all assessments that were assess and review (rolling 12 month period)	0	23	0.0%	33.3%	33.5%
% of terminated courses where treatment was abandoned or discontinued (rolling 12 month period)	0	21	0.0%	7.4%	7.2%
% of completed treatments indicating that PAR score was taken (year to date)	0	8	0.0%	55.7%	58.9%
Rate of removable appliances per 100 fixed appliances - proposed treatment (rolling 12 month period)	3	41	7.32	5.51	5.66
Rate of removable appliances per 100 fixed appliances - completed treatment (rolling 12 month period)	0	0	N/A	4.71	4.88
% of courses of treatment with removable appliances only - proposed treatment (rolling 12 month period)	0	23	0.0%	1.8%	2.1%
% of courses of treatment with removable appliances only - completed treatment (rolling 12 month period)	0	21	0.0%	1.0%	1.5%
% of patients satisfied with the treatment they have received (rolling 12 month period)	0	0	N/A	96.7%	95.7%

\* Figures in italics indicate that the base number is less than 100.

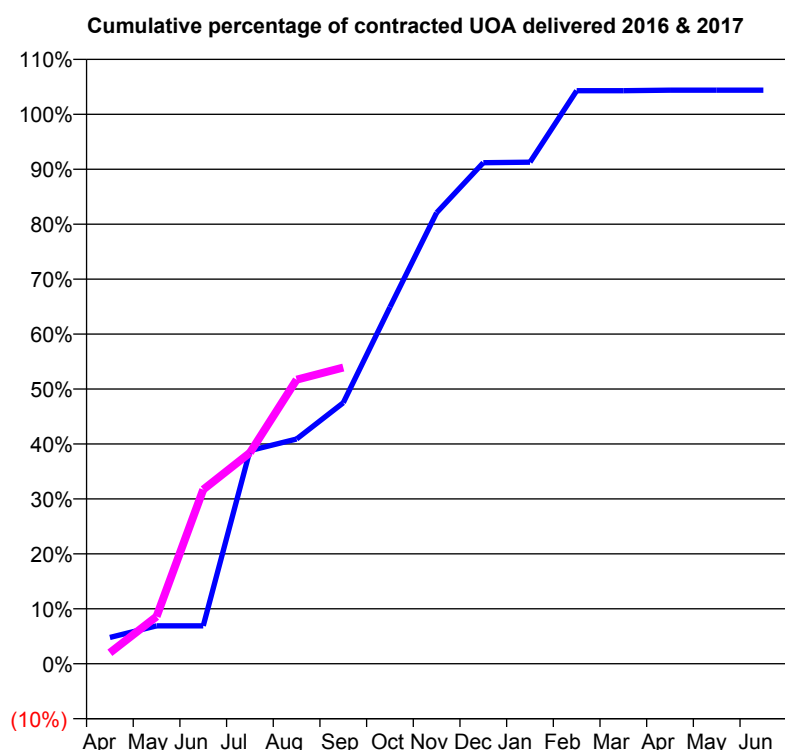
**Q47 - Vital Signs Orthodontic At a Glance Contract Report for 171859/0004 - September 2016**

Name or company name	Oak Dental Care Limited
Contract type name	GDS Contract
Purpose of contract	General and Orthodontic
Contract start date	01/04/2009
Contract end date	

16/17 Contracted general activity (UDA)	4,600
Carry forward general activity (UDA)	29
16/17 Contracted orthodontic activity (UOA)	1,000
Carry forward orthodontic activity (UOA)	-20
Baseline contract value	£199,727.46

**ACCESS**

	Contract	England and Wales
24 month ratio of assessments to patient IDs	1.08	1.10

**ACTIVITY**


Month	Adjusted Scheduled Activity (UOA)	
	2016	2017
April	48	20
May	69	86
June	69	317
July	388	384
August	409	517
September	475	539
October	649	
November	821	
December	912	
January	913	
February	1,043	
March	1,043	
April	1,044	
May	1,044	
June	1,044	

**QUALITY**

	Contract Quantity	Contract Base Number	Contract *	Region	England
% of all assessments that were assess and fit appliances (rolling 12 month period)	50	84	59.5%	54.2%	54.1%
% of all assessments that were assess and refuse (rolling 12 month period)	8	84	9.5%	12.5%	12.4%
% of all assessments that were assess and review (rolling 12 month period)	26	84	31.0%	33.3%	33.5%
% of terminated courses where treatment was abandoned or discontinued (rolling 12 month period)	0	5	0.0%	7.4%	7.2%
% of completed treatments indicating that PAR score was taken (year to date)	0	3	0.0%	55.7%	58.9%
Rate of removable appliances per 100 fixed appliances - proposed treatment (rolling 12 month period)	11	36	30.56	5.51	5.66
Rate of removable appliances per 100 fixed appliances - completed treatment (rolling 12 month period)	0	0	N/A	4.71	4.88
% of courses of treatment with removable appliances only - proposed treatment (rolling 12 month period)	10	50	20.0%	1.8%	2.1%
% of courses of treatment with removable appliances only - completed treatment (rolling 12 month period)	0	5	0.0%	1.0%	1.5%
% of patients satisfied with the treatment they have received (rolling 12 month period)	1	1	100.0%	96.7%	95.7%

\* Figures in italics indicate that the base number is less than 100.

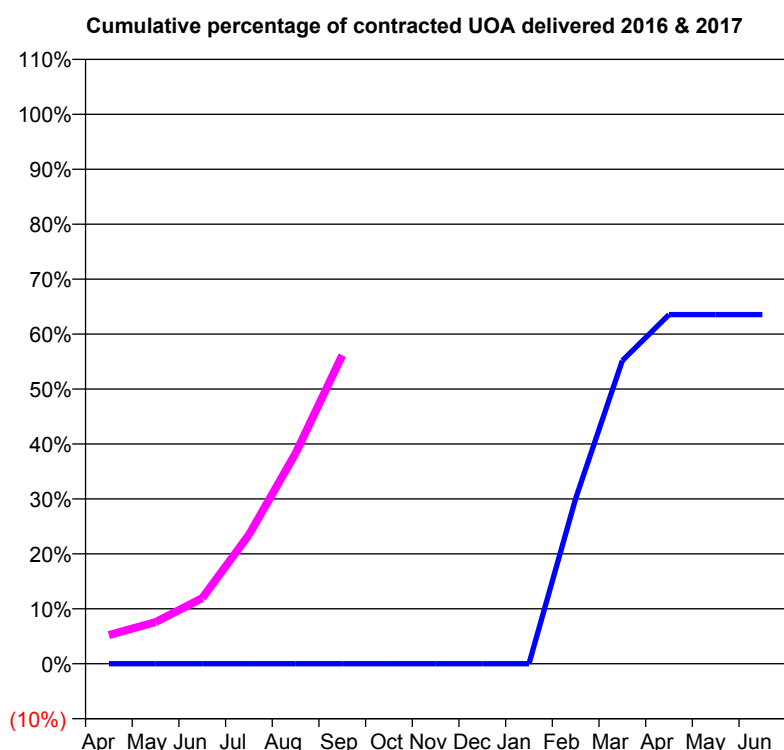
**Q47 - Vital Signs Orthodontic At a Glance Contract Report for 185450/0001 - September 2016**

Name or company name	Matterson and Partners
Contract type name	GDS Contract
Purpose of contract	General and Orthodontic
Contract start date	01/01/2016
Contract end date	

16/17 Contracted general activity (UDA)	5,600
Carry forward general activity (UDA)	0
16/17 Contracted orthodontic activity (UOA)	2,007
Carry forward orthodontic activity (UOA)	0
Baseline contract value	£273,248.96

**ACCESS**

	Contract	England and Wales
24 month ratio of assessments to patient IDs	1.00	1.10

**ACTIVITY**


Month	Adjusted Scheduled Activity (UOA)	
	2016	2017
April	0	105
May	0	152
June	0	240
July	0	471
August	0	769
September	0	1,127
October	0	
November	0	
December	0	
January	0	
February	151	
March	277	
April	319	
May	319	
June	319	

**QUALITY**

	Contract Quantity	Contract Base Number	Contract *	Region	England
% of all assessments that were assess and fit appliances (rolling 12 month period)	72	74	97.3%	54.2%	54.1%
% of all assessments that were assess and refuse (rolling 12 month period)	0	74	0.0%	12.5%	12.4%
% of all assessments that were assess and review (rolling 12 month period)	2	74	2.7%	33.3%	33.5%
% of terminated courses where treatment was abandoned or discontinued (rolling 12 month period)	11	98	11.2%	7.4%	7.2%
% of completed treatments indicating that PAR score was taken (year to date)	10	62	16.1%	55.7%	58.9%
Rate of removable appliances per 100 fixed appliances - proposed treatment (rolling 12 month period)	24	114	21.05	5.51	5.66
Rate of removable appliances per 100 fixed appliances - completed treatment (rolling 12 month period)	0	0	N/A	4.71	4.88
% of courses of treatment with removable appliances only - proposed treatment (rolling 12 month period)	5	72	6.9%	1.8%	2.1%
% of courses of treatment with removable appliances only - completed treatment (rolling 12 month period)	0	87	0.0%	1.0%	1.5%
% of patients satisfied with the treatment they have received (rolling 12 month period)	1	1	100.0%	96.7%	95.7%

\* Figures in italics indicate that the base number is less than 100.

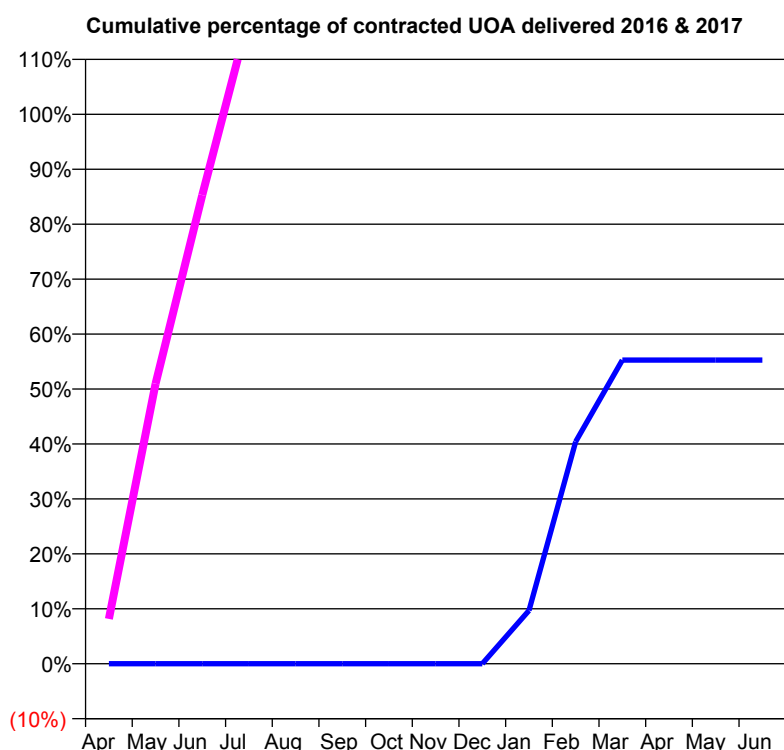
**Q47 - Vital Signs Orthodontic At a Glance Contract Report for 185450/0002 - September 2016**

Name or company name	Matterson and Partners
Contract type name	GDS Contract
Purpose of contract	General and Orthodontic
Contract start date	01/01/2016
Contract end date	

16/17 Contracted general activity (UDA)	925
Carry forward general activity (UDA)	0
16/17 Contracted orthodontic activity (UOA)	1,299
Carry forward orthodontic activity (UOA)	0
Baseline contract value	£420,190.22

**ACCESS**

	Contract	England and Wales
24 month ratio of assessments to patient IDs	1.01	1.10

**ACTIVITY**


Month	Adjusted Scheduled Activity (UOA)	
	2016	2017
April	0	106
May	0	662
June	0	1,108
July	0	1,530
August	0	2,350
September	0	3,109
October	0	
November	0	
December	0	
January	126	
February	525	
March	718	
April	718	
May	718	
June	718	

**QUALITY**

	Contract Quantity	Contract Base Number	Contract *	Region	England
% of all assessments that were assess and fit appliances (rolling 12 month period)	185	189	97.9%	54.2%	54.1%
% of all assessments that were assess and refuse (rolling 12 month period)	0	189	0.0%	12.5%	12.4%
% of all assessments that were assess and review (rolling 12 month period)	4	189	2.1%	33.3%	33.5%
% of terminated courses where treatment was abandoned or discontinued (rolling 12 month period)	18	194	9.3%	7.4%	7.2%
% of completed treatments indicating that PAR score was taken (year to date)	30	133	22.6%	55.7%	58.9%
Rate of removable appliances per 100 fixed appliances - proposed treatment (rolling 12 month period)	70	300	23.33	5.51	5.66
Rate of removable appliances per 100 fixed appliances - completed treatment (rolling 12 month period)	0	2	0.00	4.71	4.88
% of courses of treatment with removable appliances only - proposed treatment (rolling 12 month period)	14	185	7.6%	1.8%	2.1%
% of courses of treatment with removable appliances only - completed treatment (rolling 12 month period)	0	176	0.0%	1.0%	1.5%
% of patients satisfied with the treatment they have received (rolling 12 month period)	3	3	100.0%	96.7%	95.7%

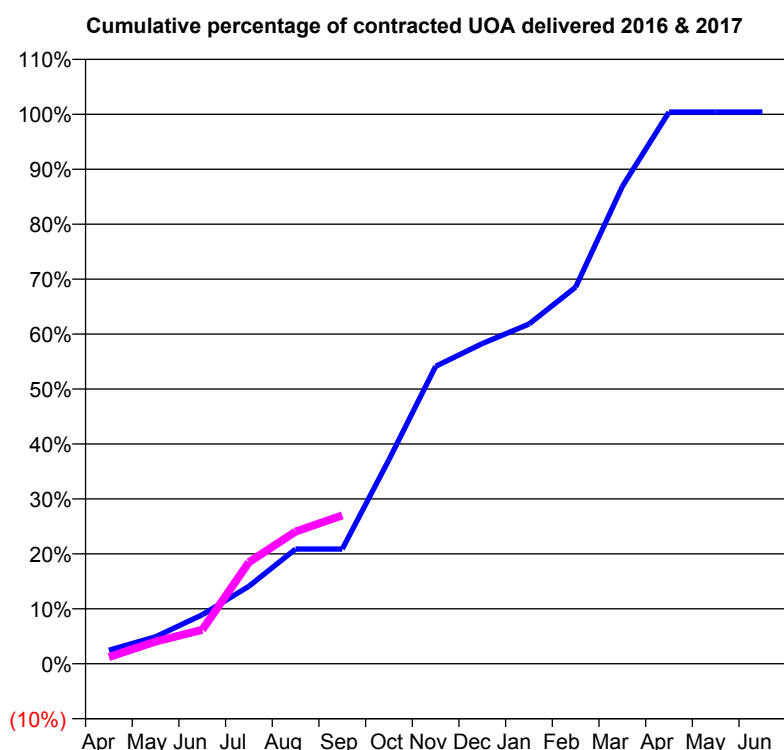
\* Figures in italics indicate that the base number is less than 100.

**Q47 - Vital Signs Orthodontic At a Glance Contract Report for 186872/0001 - September 2016**

Name or company name	ORTHOWORLD 2000 LTD
Contract type name	PDS Contract
Purpose of contract	Orthodontic
Contract start date	01/04/2006
Contract end date	31/03/2017

16/17 Contracted general activity (UDA)	0
Carry forward general activity (UDA)	0
16/17 Contracted orthodontic activity (UOA)	15,203
Carry forward orthodontic activity (UOA)	0
Baseline contract value	£1,013,089.52

ACCESS	Contract	England and Wales
24 month ratio of assessments to patient IDs	1.04	1.10

**ACTIVITY**


Month	Adjusted Scheduled Activity (UOA)	
	2016	2017
April	351	187
May	702	616
June	1,271	939
July	2,012	2,808
August	2,979	3,658
September	2,979	4,105
October	5,297	
November	7,719	
December	8,312	
January	8,816	
February	9,776	
March	12,388	
April	14,317	
May	14,317	
June	14,317	

QUALITY	Contract Quantity	Contract Base Number	Contract *	Region	England
% of all assessments that were assess and fit appliances (rolling 12 month period)	729	1,174	62.1%	54.2%	54.1%
% of all assessments that were assess and refuse (rolling 12 month period)	296	1,174	25.2%	12.5%	12.4%
% of all assessments that were assess and review (rolling 12 month period)	149	1,174	12.7%	33.3%	33.5%
% of terminated courses where treatment was abandoned or discontinued (rolling 12 month period)	97	795	12.2%	7.4%	7.2%
% of completed treatments indicating that PAR score was taken (year to date)	49	307	16.0%	55.7%	58.9%
Rate of removable appliances per 100 fixed appliances - proposed treatment (rolling 12 month period)	65	1,409	4.61	5.51	5.66
Rate of removable appliances per 100 fixed appliances - completed treatment (rolling 12 month period)	29	1,325	2.19	4.71	4.88
% of courses of treatment with removable appliances only - proposed treatment (rolling 12 month period)	13	729	1.8%	1.8%	2.1%
% of courses of treatment with removable appliances only - completed treatment (rolling 12 month period)	10	698	1.4%	1.0%	1.5%
% of patients satisfied with the treatment they have received (rolling 12 month period)	12	12	100.0%	96.7%	95.7%

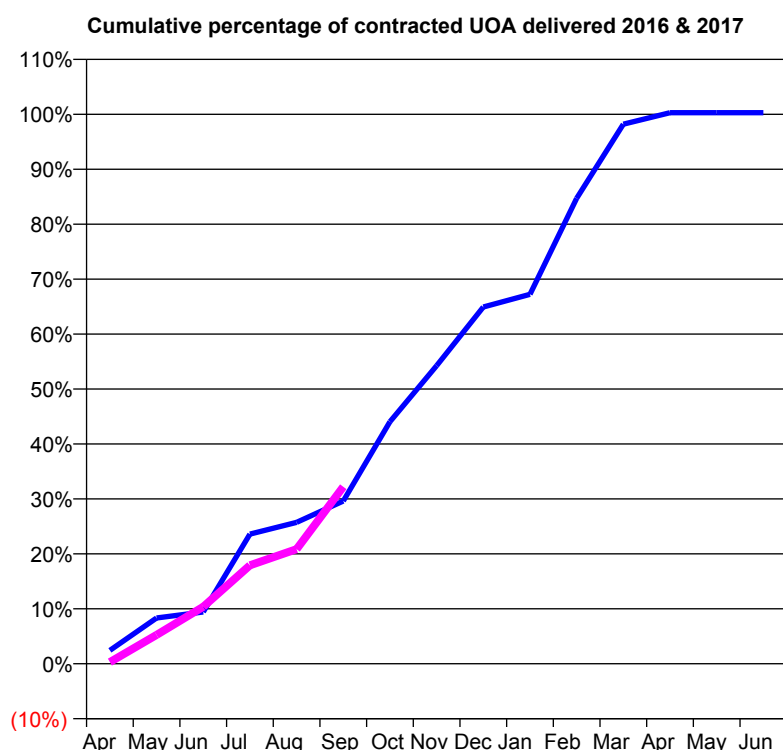
\* Figures in italics indicate that the base number is less than 100.

**Q47 - Vital Signs Orthodontic At a Glance Contract Report for 193496/0003 - September 2016**

Name or company name	Dentalign ĩ Ormskirk	16/17 Contracted general activity (UDA)	0
Contract type name	PDS Contract	Carry forward general activity (UDA)	0
Purpose of contract	Orthodontic	16/17 Contracted orthodontic activity (UOA)	22,964
Contract start date	01/04/2008	Carry forward orthodontic activity (UOA)	-67
Contract end date	31/03/2017	Baseline contract value	£1,523,736.61

**ACCESS**

	Contract	England and Wales
24 month ratio of assessments to patient IDs	1.05	1.10

**ACTIVITY**


Month	Adjusted Scheduled Activity (UOA)	
	2016	2017
April	561	67
May	1,916	1,204
June	2,166	2,383
July	5,419	4,114
August	5,912	4,787
September	6,802	7,398
October	10,115	
November	12,458	
December	14,910	
January	15,440	
February	19,451	
March	22,548	
April	23,031	
May	23,031	
June	23,031	

**QUALITY**

	Contract Quantity	Contract Base Number	Contract *	Region	England
% of all assessments that were assess and fit appliances (rolling 12 month period)	1,121	1,192	94.0%	54.2%	54.1%
% of all assessments that were assess and refuse (rolling 12 month period)	70	1,192	5.9%	12.5%	12.4%
% of all assessments that were assess and review (rolling 12 month period)	1	1,192	0.1%	33.3%	33.5%
% of terminated courses where treatment was abandoned or discontinued (rolling 12 month period)	77	884	8.7%	7.4%	7.2%
% of completed treatments indicating that PAR score was taken (year to date)	328	459	71.5%	55.7%	58.9%
Rate of removable appliances per 100 fixed appliances - proposed treatment (rolling 12 month period)	122	2,210	5.52	5.51	5.66
Rate of removable appliances per 100 fixed appliances - completed treatment (rolling 12 month period)	199	1,562	12.74	4.71	4.88
% of courses of treatment with removable appliances only - proposed treatment (rolling 12 month period)	3	1,121	0.3%	1.8%	2.1%
% of courses of treatment with removable appliances only - completed treatment (rolling 12 month period)	2	807	0.2%	1.0%	1.5%
% of patients satisfied with the treatment they have received (rolling 12 month period)	15	18	83.3%	96.7%	95.7%

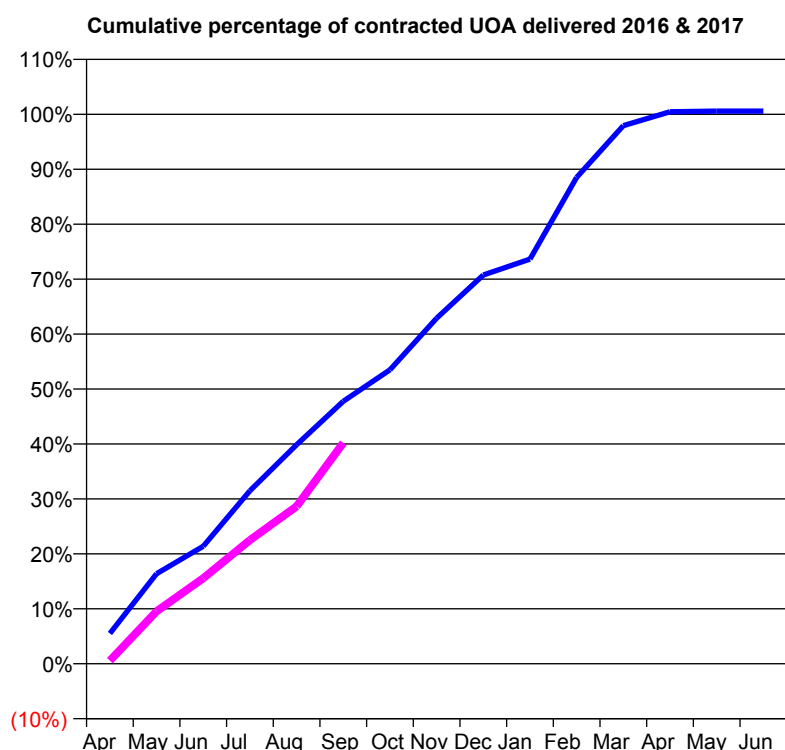
\* Figures in italics indicate that the base number is less than 100.

**Q47 - Vital Signs Orthodontic At a Glance Contract Report for 193496/0004 - September 2016**

Name or company name	Dentalign ĩ Ormskirk	16/17 Contracted general activity (UDA)	0
Contract type name	PDS Contract	Carry forward general activity (UDA)	0
Purpose of contract	Orthodontic	16/17 Contracted orthodontic activity (UOA)	17,843
Contract start date	01/05/2008	Carry forward orthodontic activity (UOA)	-103
Contract end date	31/03/2017	Baseline contract value	£1,183,813.23

**ACCESS**

	Contract	England and Wales
24 month ratio of assessments to patient IDs	1.06	1.10

**ACTIVITY**


Month	Adjusted Scheduled Activity (UOA)	
	2016	2017
April	984	103
May	2,927	1,705
June	3,818	2,777
July	5,619	4,018
August	7,113	5,111
September	8,525	7,173
October	9,547	
November	11,222	
December	12,625	
January	13,139	
February	15,793	
March	17,473	
April	17,924	
May	17,946	
June	17,946	

**QUALITY**

	Contract Quantity	Contract Base Number	Contract *	Region	England
% of all assessments that were assess and fit appliances (rolling 12 month period)	778	1,000	77.8%	54.2%	54.1%
% of all assessments that were assess and refuse (rolling 12 month period)	140	1,000	14.0%	12.5%	12.4%
% of all assessments that were assess and review (rolling 12 month period)	82	1,000	8.2%	33.3%	33.5%
% of terminated courses where treatment was abandoned or discontinued (rolling 12 month period)	34	498	6.8%	7.4%	7.2%
% of completed treatments indicating that PAR score was taken (year to date)	78	217	35.9%	55.7%	58.9%
Rate of removable appliances per 100 fixed appliances - proposed treatment (rolling 12 month period)	19	1,488	1.28	5.51	5.66
Rate of removable appliances per 100 fixed appliances - completed treatment (rolling 12 month period)	3	825	0.36	4.71	4.88
% of courses of treatment with removable appliances only - proposed treatment (rolling 12 month period)	2	778	0.3%	1.8%	2.1%
% of courses of treatment with removable appliances only - completed treatment (rolling 12 month period)	0	464	0.0%	1.0%	1.5%
% of patients satisfied with the treatment they have received (rolling 12 month period)	17	20	85.0%	96.7%	95.7%

\* Figures in italics indicate that the base number is less than 100.

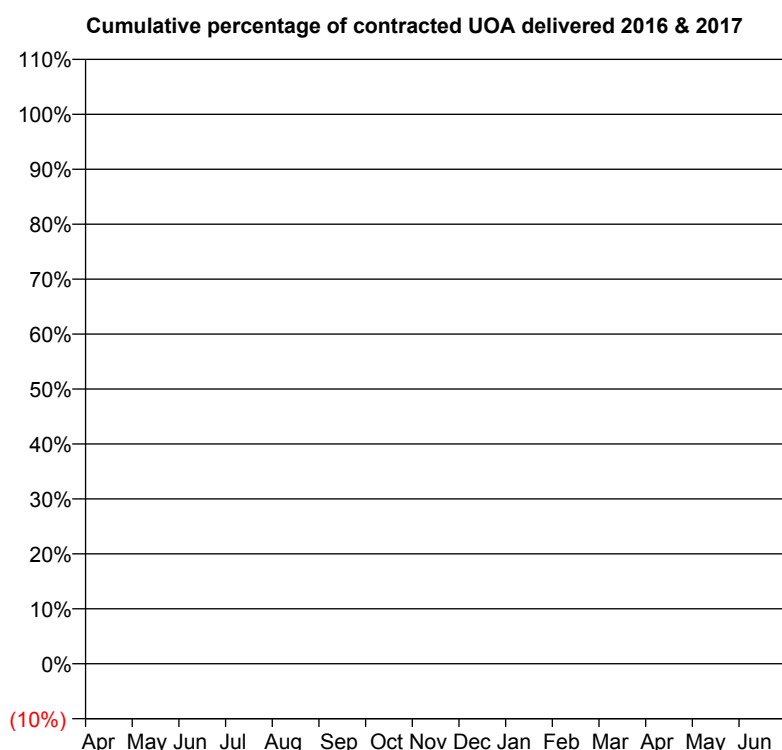


**Q47 - Vital Signs Orthodontic At a Glance Contract Report for 193496/0007 - September 2016**

Name or company name	Dentalign ĩ Ormskirk	16/17 Contracted general activity (UDA)	0
Contract type name	PDS Contract	Carry forward general activity (UDA)	0
Purpose of contract	Orthodontic	16/17 Contracted orthodontic activity (UOA)	0
Contract start date	11/01/2016	Carry forward orthodontic activity (UOA)	0
Contract end date	30/06/2016	Baseline contract value	£0.25

**ACCESS**

	Contract	England and Wales
24 month ratio of assessments to patient IDs	1.00	1.10

**ACTIVITY**


Month	Adjusted Scheduled Activity (UOA)	
	2016	2017
April	0	21
May	0	630
June	0	651
July	0	651
August	0	651
September	0	651
October	0	
November	0	
December	0	
January	0	
February	0	
March	0	
April	170	
May	717	
June	717	

**QUALITY**

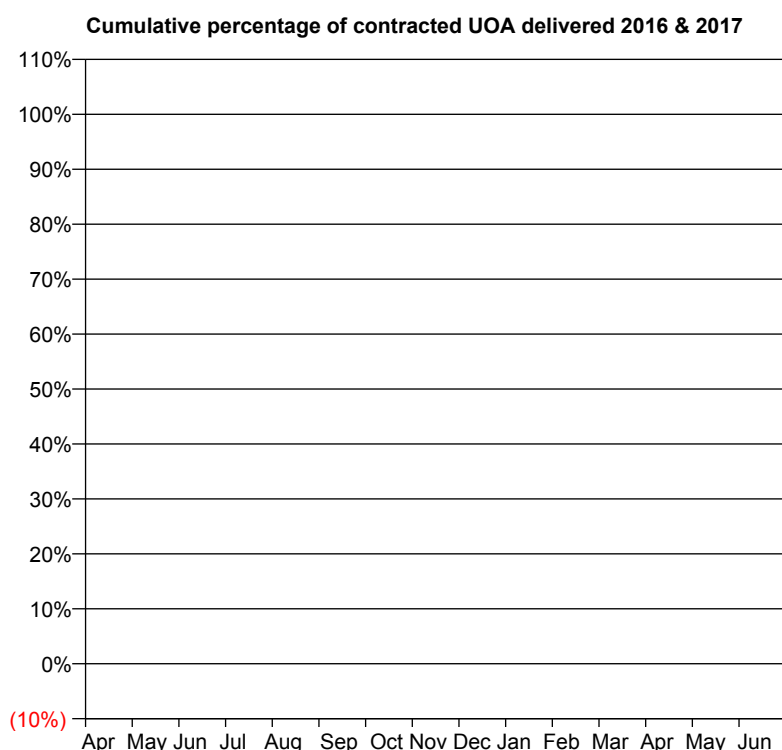
	Contract Quantity	Contract Base Number	Contract *	Region	England
% of all assessments that were assess and fit appliances (rolling 12 month period)	65	68	95.6%	54.2%	54.1%
% of all assessments that were assess and refuse (rolling 12 month period)	3	68	4.4%	12.5%	12.4%
% of all assessments that were assess and review (rolling 12 month period)	0	68	0.0%	33.3%	33.5%
% of terminated courses where treatment was abandoned or discontinued (rolling 12 month period)	0	1	0.0%	7.4%	7.2%
% of completed treatments indicating that PAR score was taken (year to date)	0	1	0.0%	55.7%	58.9%
Rate of removable appliances per 100 fixed appliances - proposed treatment (rolling 12 month period)	3	129	2.33	5.51	5.66
Rate of removable appliances per 100 fixed appliances - completed treatment (rolling 12 month period)	0	2	0.00	4.71	4.88
% of courses of treatment with removable appliances only - proposed treatment (rolling 12 month period)	0	65	0.0%	1.8%	2.1%
% of courses of treatment with removable appliances only - completed treatment (rolling 12 month period)	0	1	0.0%	1.0%	1.5%
% of patients satisfied with the treatment they have received (rolling 12 month period)	1	1	100.0%	96.7%	95.7%

\* Figures in italics indicate that the base number is less than 100.

**Q47 - Vital Signs Orthodontic At a Glance Contract Report for 193496/0008 - September 2016**

Name or company name	Dentalign ĩ Ormskirk	16/17 Contracted general activity (UDA)	0
Contract type name	PDS Contract	Carry forward general activity (UDA)	0
Purpose of contract	Orthodontic	16/17 Contracted orthodontic activity (UOA)	0
Contract start date	11/01/2016	Carry forward orthodontic activity (UOA)	0
Contract end date	30/06/2016	Baseline contract value	£0.25

ACCESS	Contract	England and Wales
24 month ratio of assessments to patient IDs	1.00	1.10

**ACTIVITY**


Month	2016	2017
April	0	63
May	0	630
June	0	630
July	0	630
August	0	630
September	0	630
October	0	
November	0	
December	0	
January	0	
February	357	
March	672	
April	735	
May	735	
June	735	

**QUALITY**

	Contract Quantity	Contract Base Number	Contract *	Region	England
% of all assessments that were assess and fit appliances (rolling 12 month period)	65	65	100.0%	54.2%	54.1%
% of all assessments that were assess and refuse (rolling 12 month period)	0	65	0.0%	12.5%	12.4%
% of all assessments that were assess and review (rolling 12 month period)	0	65	0.0%	33.3%	33.5%
% of terminated courses where treatment was abandoned or discontinued (rolling 12 month period)	0	0	N/A	7.4%	7.2%
% of completed treatments indicating that PAR score was taken (year to date)	0	0	N/A	55.7%	58.9%
Rate of removable appliances per 100 fixed appliances - proposed treatment (rolling 12 month period)	9	130	6.92	5.51	5.66
Rate of removable appliances per 100 fixed appliances - completed treatment (rolling 12 month period)	0	0	N/A	4.71	4.88
% of courses of treatment with removable appliances only - proposed treatment (rolling 12 month period)	0	65	0.0%	1.8%	2.1%
% of courses of treatment with removable appliances only - completed treatment (rolling 12 month period)	0	0	N/A	1.0%	1.5%
% of patients satisfied with the treatment they have received (rolling 12 month period)	0	0	N/A	96.7%	95.7%

\* Figures in italics indicate that the base number is less than 100.

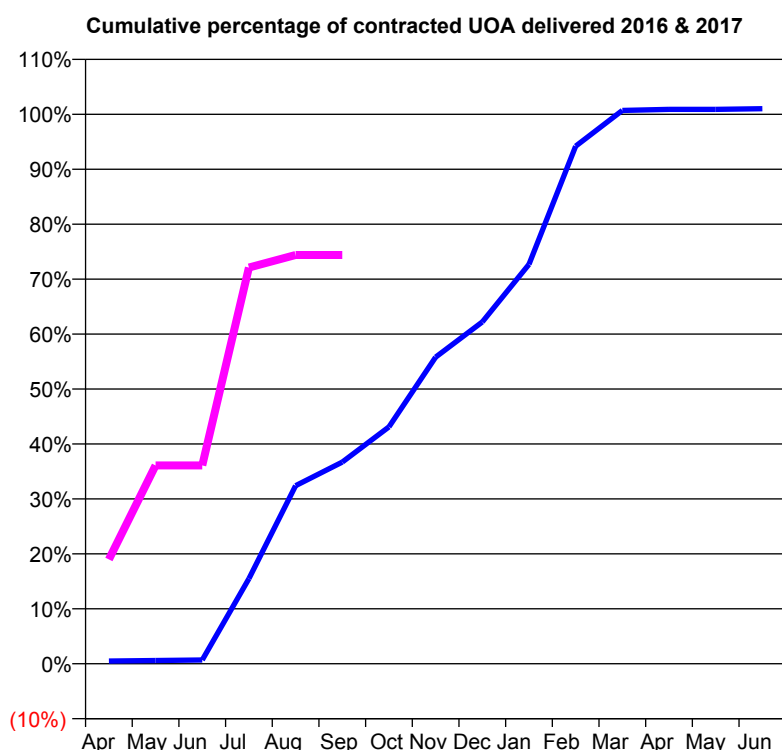
**Q47 - Vital Signs Orthodontic At a Glance Contract Report for 198447/0001 - September 2016**

Name or company name	Dentistry 4 All
Contract type name	Pilot Contract
Purpose of contract	General and Orthodontic
Contract start date	01/04/2009
Contract end date	

16/17 Contracted general activity (UDA)	34,000
Carry forward general activity (UDA)	0
16/17 Contracted orthodontic activity (UOA)	1,000
Carry forward orthodontic activity (UOA)	0
Baseline contract value	£1,146,258.20

**ACCESS**

	Contract	England and Wales
24 month ratio of assessments to patient IDs	1.03	1.10

**ACTIVITY**


Month	Adjusted Scheduled Activity (UOA)	
	2016	2017
April	5	190
May	6	361
June	7	361
July	155	721
August	324	744
September	367	744
October	431	
November	558	
December	622	
January	727	
February	942	
March	1,007	
April	1,009	
May	1,009	
June	1,010	

**QUALITY**

	Contract Quantity	Contract Base Number	Contract *	Region	England
% of all assessments that were assess and fit appliances (rolling 12 month period)	66	83	79.5%	54.2%	54.1%
% of all assessments that were assess and refuse (rolling 12 month period)	4	83	4.8%	12.5%	12.4%
% of all assessments that were assess and review (rolling 12 month period)	13	83	15.7%	33.3%	33.5%
% of terminated courses where treatment was abandoned or discontinued (rolling 12 month period)	10	69	14.5%	7.4%	7.2%
% of completed treatments indicating that PAR score was taken (year to date)	24	24	100.0%	55.7%	58.9%
Rate of removable appliances per 100 fixed appliances - proposed treatment (rolling 12 month period)	12	78	15.38	5.51	5.66
Rate of removable appliances per 100 fixed appliances - completed treatment (rolling 12 month period)	10	89	11.24	4.71	4.88
% of courses of treatment with removable appliances only - proposed treatment (rolling 12 month period)	7	66	10.6%	1.8%	2.1%
% of courses of treatment with removable appliances only - completed treatment (rolling 12 month period)	1	59	1.7%	1.0%	1.5%
% of patients satisfied with the treatment they have received (rolling 12 month period)	0	0	N/A	96.7%	95.7%

\* Figures in italics indicate that the base number is less than 100.

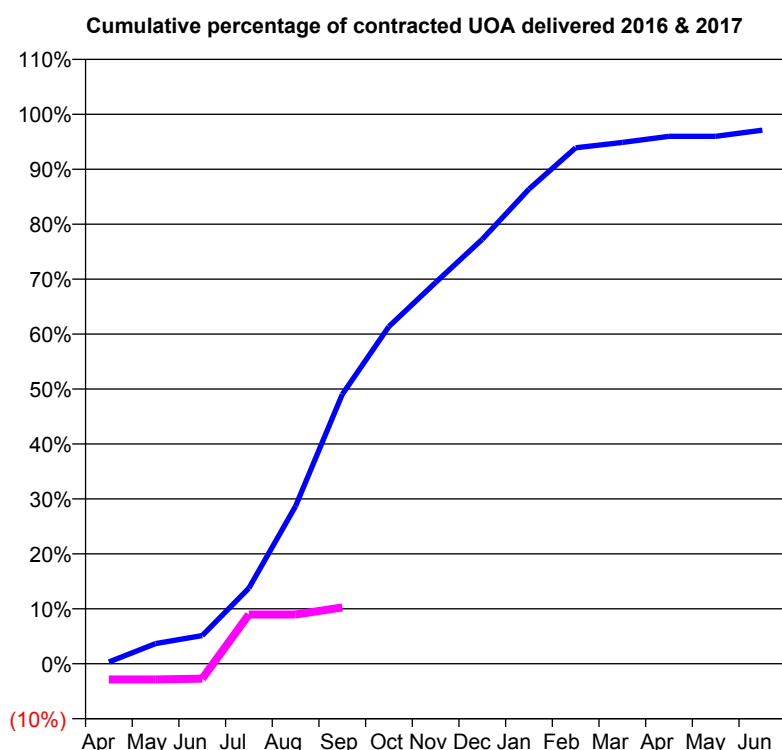
**Q47 - Vital Signs Orthodontic At a Glance Contract Report for 243396/0001 - September 2016**

Name or company name	MR SR PATEL
Contract type name	PDS Contract
Purpose of contract	Orthodontic
Contract start date	01/04/2006
Contract end date	31/03/2017

16/17 Contracted general activity (UDA)	0
Carry forward general activity (UDA)	0
16/17 Contracted orthodontic activity (UOA)	624
Carry forward orthodontic activity (UOA)	18
Baseline contract value	£42,220.97

**ACCESS**

	Contract	England and Wales
24 month ratio of assessments to patient IDs	1.02	1.10

**ACTIVITY**


Month	Adjusted Scheduled Activity (UOA)	
	2016	2017
April	2	-18
May	23	-18
June	32	-17
July	86	56
August	179	56
September	306	64
October	383	
November	433	
December	482	
January	539	
February	586	
March	592	
April	599	
May	599	
June	606	

**QUALITY**

	Contract Quantity	Contract Base Number	Contract *	Region	England
% of all assessments that were assess and fit appliances (rolling 12 month period)	15	103	14.6%	54.2%	54.1%
% of all assessments that were assess and refuse (rolling 12 month period)	0	103	0.0%	12.5%	12.4%
% of all assessments that were assess and review (rolling 12 month period)	88	103	85.4%	33.3%	33.5%
% of terminated courses where treatment was abandoned or discontinued (rolling 12 month period)	3	25	12.0%	7.4%	7.2%
% of completed treatments indicating that PAR score was taken (year to date)	9	9	100.0%	55.7%	58.9%
Rate of removable appliances per 100 fixed appliances - proposed treatment (rolling 12 month period)	8	20	40.00	5.51	5.66
Rate of removable appliances per 100 fixed appliances - completed treatment (rolling 12 month period)	5	18	27.78	4.71	4.88
% of courses of treatment with removable appliances only - proposed treatment (rolling 12 month period)	1	15	6.7%	1.8%	2.1%
% of courses of treatment with removable appliances only - completed treatment (rolling 12 month period)	1	22	4.5%	1.0%	1.5%
% of patients satisfied with the treatment they have received (rolling 12 month period)	0	0	N/A	96.7%	95.7%

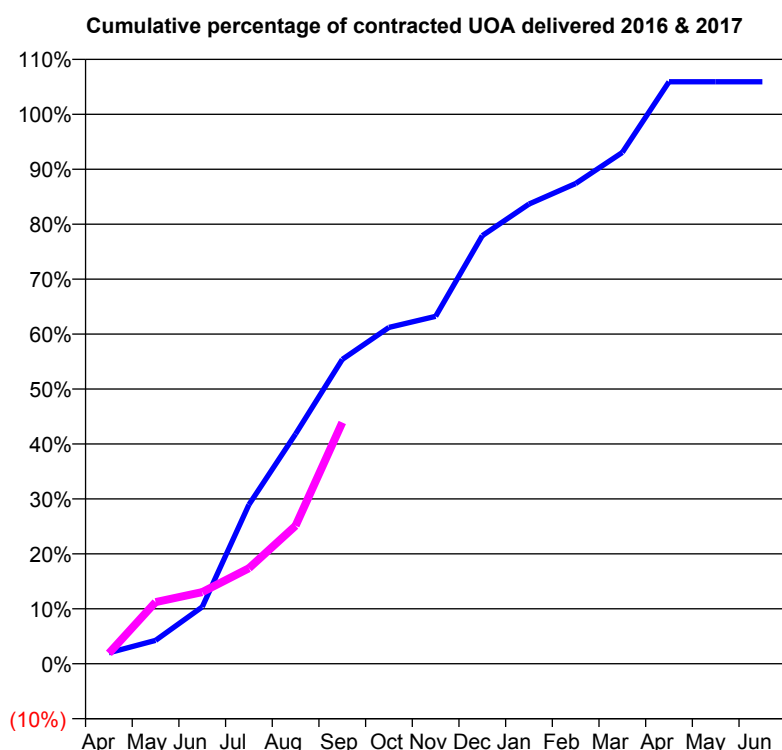
\* Figures in italics indicate that the base number is less than 100.

**Q47 - Vital Signs Orthodontic At a Glance Contract Report for 629154/0003 - September 2016**

Name or company name	MR M DUFFY	16/17 Contracted general activity (UDA)	3,050
Contract type name	GDS Contract	Carry forward general activity (UDA)	0
Purpose of contract	General and Orthodontic	16/17 Contracted orthodontic activity (UOA)	1,150
Contract start date	01/06/2008	Carry forward orthodontic activity (UOA)	0
Contract end date		Baseline contract value	£154,438.72

**ACCESS**

	Contract	England and Wales
24 month ratio of assessments to patient IDs	1.06	1.10

**ACTIVITY**


Month	Adjusted Scheduled Activity (UOA)	
	2016	2017
April	23	22
May	49	129
June	119	150
July	333	200
August	481	289
September	637	505
October	704	
November	727	
December	896	
January	962	
February	1,005	
March	1,070	
April	1,218	
May	1,218	
June	1,218	

**QUALITY**

	Contract Quantity	Contract Base Number	Contract *	Region	England
% of all assessments that were assess and fit appliances (rolling 12 month period)	51	85	60.0%	54.2%	54.1%
% of all assessments that were assess and refuse (rolling 12 month period)	14	85	16.5%	12.5%	12.4%
% of all assessments that were assess and review (rolling 12 month period)	20	85	23.5%	33.3%	33.5%
% of terminated courses where treatment was abandoned or discontinued (rolling 12 month period)	14	48	29.2%	7.4%	7.2%
% of completed treatments indicating that PAR score was taken (year to date)	11	14	78.6%	55.7%	58.9%
Rate of removable appliances per 100 fixed appliances - proposed treatment (rolling 12 month period)	0	0	N/A	5.51	5.66
Rate of removable appliances per 100 fixed appliances - completed treatment (rolling 12 month period)	0	0	N/A	4.71	4.88
% of courses of treatment with removable appliances only - proposed treatment (rolling 12 month period)	0	51	0.0%	1.8%	2.1%
% of courses of treatment with removable appliances only - completed treatment (rolling 12 month period)	0	34	0.0%	1.0%	1.5%
% of patients satisfied with the treatment they have received (rolling 12 month period)	0	0	N/A	96.7%	95.7%

\* Figures in italics indicate that the base number is less than 100.

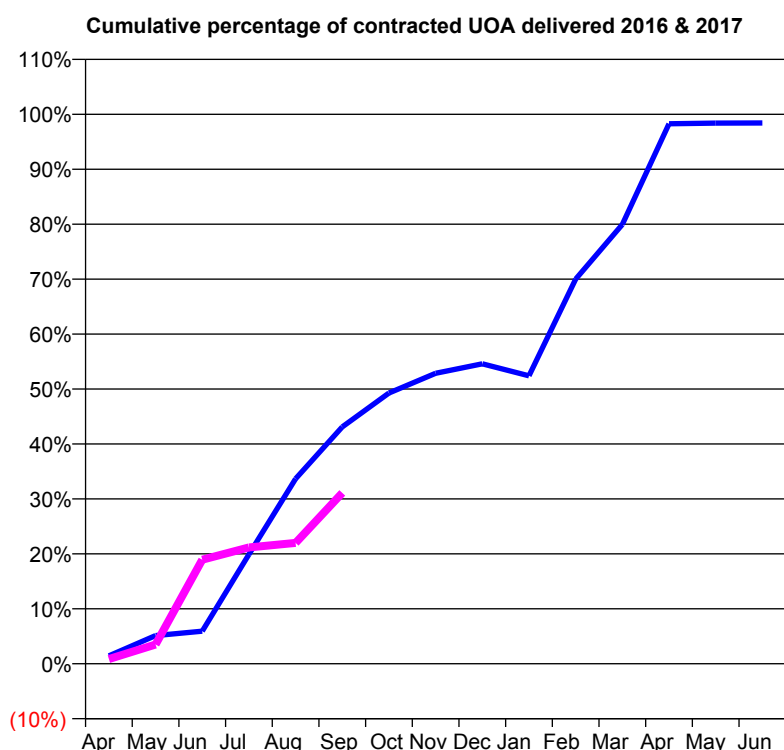
**Q47 - Vital Signs Orthodontic At a Glance Contract Report for 649295/0001 - September 2016**

Name or company name	MR YM CAMUS
Contract type name	Pilot Contract
Purpose of contract	General and Orthodontic
Contract start date	01/04/2006
Contract end date	

16/17 Contracted general activity (UDA)	55,732
Carry forward general activity (UDA)	0
16/17 Contracted orthodontic activity (UOA)	2,904
Carry forward orthodontic activity (UOA)	0
Baseline contract value	£1,515,936.17

**ACCESS**

	Contract	England and Wales
24 month ratio of assessments to patient IDs	1.07	1.10

**ACTIVITY**


Month	Adjusted Scheduled Activity (UOA)	
	2016	2017
April	42	25
May	149	102
June	172	550
July	578	615
August	978	639
September	1,252	903
October	1,431	
November	1,535	
December	1,585	
January	1,522	
February	2,033	
March	2,322	
April	2,854	
May	2,857	
June	2,858	

**QUALITY**

	Contract Quantity	Contract Base Number	Contract *	Region	England
% of all assessments that were assess and fit appliances (rolling 12 month period)	124	261	47.5%	54.2%	54.1%
% of all assessments that were assess and refuse (rolling 12 month period)	50	261	19.2%	12.5%	12.4%
% of all assessments that were assess and review (rolling 12 month period)	87	261	33.3%	33.3%	33.5%
% of terminated courses where treatment was abandoned or discontinued (rolling 12 month period)	15	37	40.5%	7.4%	7.2%
% of completed treatments indicating that PAR score was taken (year to date)	2	11	18.2%	55.7%	58.9%
Rate of removable appliances per 100 fixed appliances - proposed treatment (rolling 12 month period)	60	154	38.96	5.51	5.66
Rate of removable appliances per 100 fixed appliances - completed treatment (rolling 12 month period)	0	2	0.00	4.71	4.88
% of courses of treatment with removable appliances only - proposed treatment (rolling 12 month period)	25	124	20.2%	1.8%	2.1%
% of courses of treatment with removable appliances only - completed treatment (rolling 12 month period)	0	22	0.0%	1.0%	1.5%
% of patients satisfied with the treatment they have received (rolling 12 month period)	4	4	100.0%	96.7%	95.7%

\* Figures in italics indicate that the base number is less than 100.

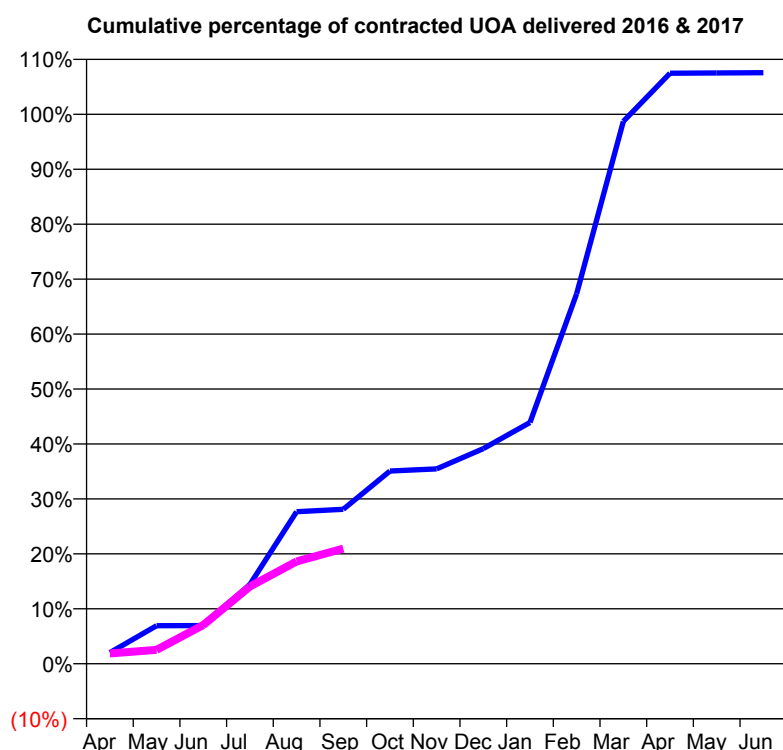
**Q47 - Vital Signs Orthodontic At a Glance Contract Report for 676209/0001 - September 2016**

Name or company name	MR SL MORGAN
Contract type name	GDS Contract
Purpose of contract	General and Orthodontic
Contract start date	01/04/2006
Contract end date	

16/17 Contracted general activity (UDA)	38,336
Carry forward general activity (UDA)	0
16/17 Contracted orthodontic activity (UOA)	6,289
Carry forward orthodontic activity (UOA)	0
Baseline contract value	£1,376,986.04

**ACCESS**

	Contract	England and Wales
24 month ratio of assessments to patient IDs	1.10	1.10

**ACTIVITY**


Month	Adjusted Scheduled Activity (UOA)	
	2016	2017
April	127	118
May	435	160
June	437	443
July	909	885
August	1,741	1,171
September	1,768	1,318
October	2,206	
November	2,230	
December	2,463	
January	2,761	
February	4,236	
March	6,208	
April	6,759	
May	6,761	
June	6,764	

**QUALITY**

	Contract Quantity	Contract Base Number	Contract *	Region	England
% of all assessments that were assess and fit appliances (rolling 12 month period)	300	577	52.0%	54.2%	54.1%
% of all assessments that were assess and refuse (rolling 12 month period)	89	577	15.4%	12.5%	12.4%
% of all assessments that were assess and review (rolling 12 month period)	188	577	32.6%	33.3%	33.5%
% of terminated courses where treatment was abandoned or discontinued (rolling 12 month period)	21	42	50.0%	7.4%	7.2%
% of completed treatments indicating that PAR score was taken (year to date)	1	9	11.1%	55.7%	58.9%
Rate of removable appliances per 100 fixed appliances - proposed treatment (rolling 12 month period)	41	566	7.24	5.51	5.66
Rate of removable appliances per 100 fixed appliances - completed treatment (rolling 12 month period)	11	19	57.89	4.71	4.88
% of courses of treatment with removable appliances only - proposed treatment (rolling 12 month period)	6	300	2.0%	1.8%	2.1%
% of courses of treatment with removable appliances only - completed treatment (rolling 12 month period)	8	21	38.1%	1.0%	1.5%
% of patients satisfied with the treatment they have received (rolling 12 month period)	5	5	100.0%	96.7%	95.7%

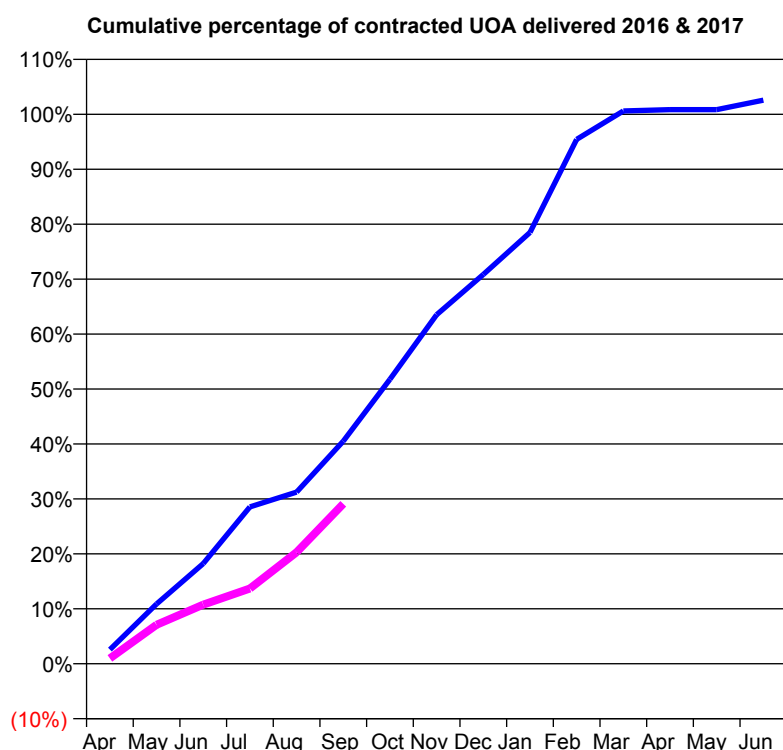
\* Figures in italics indicate that the base number is less than 100.

**Q47 - Vital Signs Orthodontic At a Glance Contract Report for 723207/0002 - September 2016**

Name or company name	MR SH CARTER	16/17 Contracted general activity (UDA)	0
Contract type name	PDS Contract	Carry forward general activity (UDA)	0
Purpose of contract	Orthodontic	16/17 Contracted orthodontic activity (UOA)	8,590
Contract start date	10/04/2012	Carry forward orthodontic activity (UOA)	0
Contract end date	31/03/2017	Baseline contract value	£572,606.70

**ACCESS**

	Contract	England and Wales
24 month ratio of assessments to patient IDs	1.00	1.10

**ACTIVITY**


Month	Adjusted Scheduled Activity (UOA)	
	2016	2017
April	221	84
May	935	609
June	1,566	924
July	2,452	1,177
August	2,683	1,744
September	3,481	2,501
October	4,447	
November	5,457	
December	6,087	
January	6,743	
February	8,197	
March	8,641	
April	8,662	
May	8,662	
June	8,810	

**QUALITY**

	Contract Quantity	Contract Base Number	Contract *	Region	England
% of all assessments that were assess and fit appliances (rolling 12 month period)	373	375	99.5%	54.2%	54.1%
% of all assessments that were assess and refuse (rolling 12 month period)	2	375	0.5%	12.5%	12.4%
% of all assessments that were assess and review (rolling 12 month period)	0	375	0.0%	33.3%	33.5%
% of terminated courses where treatment was abandoned or discontinued (rolling 12 month period)	28	341	8.2%	7.4%	7.2%
% of completed treatments indicating that PAR score was taken (year to date)	133	146	91.1%	55.7%	58.9%
Rate of removable appliances per 100 fixed appliances - proposed treatment (rolling 12 month period)	62	733	8.46	5.51	5.66
Rate of removable appliances per 100 fixed appliances - completed treatment (rolling 12 month period)	24	393	6.11	4.71	4.88
% of courses of treatment with removable appliances only - proposed treatment (rolling 12 month period)	5	373	1.3%	1.8%	2.1%
% of courses of treatment with removable appliances only - completed treatment (rolling 12 month period)	2	313	0.6%	1.0%	1.5%
% of patients satisfied with the treatment they have received (rolling 12 month period)	10	10	100.0%	96.7%	95.7%

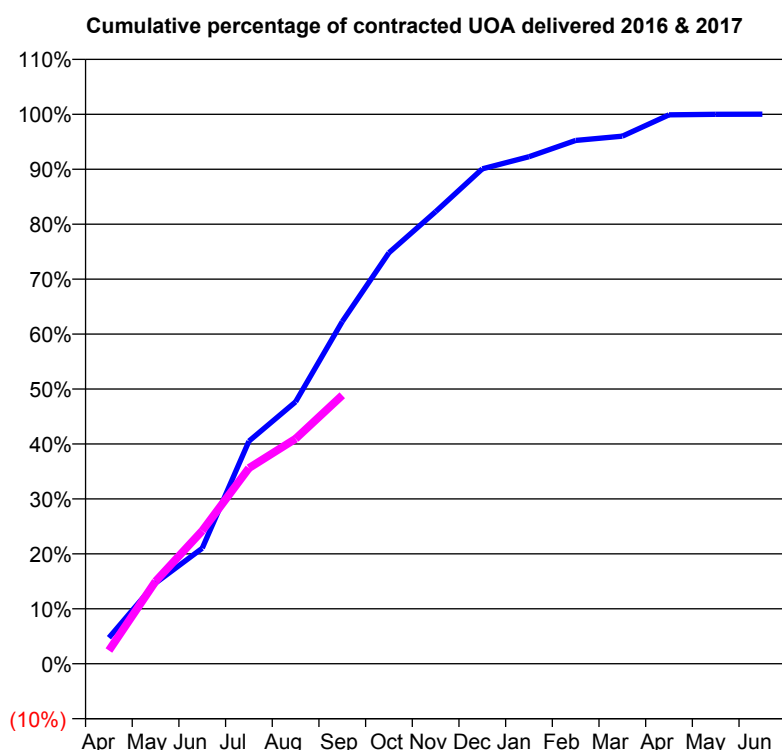
\* Figures in italics indicate that the base number is less than 100.



**Q47 - Vital Signs Orthodontic At a Glance Contract Report for 820539/0001 - September 2016**

Name or company name	MISS DA FOX	16/17 Contracted general activity (UDA)	0
Contract type name	PDS Contract	Carry forward general activity (UDA)	0
Purpose of contract	Orthodontic	16/17 Contracted orthodontic activity (UOA)	3,960
Contract start date	01/04/2006	Carry forward orthodontic activity (UOA)	-1
Contract end date	31/03/2017	Baseline contract value	£261,424.55

ACCESS	Contract	England and Wales
24 month ratio of assessments to patient IDs	1.03	1.10

**ACTIVITY**


Month	Adjusted Scheduled Activity (UOA)	
	2016	2017
April	188	96
May	582	594
June	833	959
July	1,604	1,410
August	1,888	1,622
September	2,466	1,935
October	2,962	
November	3,258	
December	3,567	
January	3,654	
February	3,771	
March	3,802	
April	3,956	
May	3,960	
June	3,961	

**QUALITY**

	Contract Quantity	Contract Base Number	Contract *	Region	England
% of all assessments that were assess and fit appliances (rolling 12 month period)	160	286	55.9%	54.2%	54.1%
% of all assessments that were assess and refuse (rolling 12 month period)	58	286	20.3%	12.5%	12.4%
% of all assessments that were assess and review (rolling 12 month period)	68	286	23.8%	33.3%	33.5%
% of terminated courses where treatment was abandoned or discontinued (rolling 12 month period)	15	179	8.4%	7.4%	7.2%
% of completed treatments indicating that PAR score was taken (year to date)	28	80	35.0%	55.7%	58.9%
Rate of removable appliances per 100 fixed appliances - proposed treatment (rolling 12 month period)	2	114	1.75	5.51	5.66
Rate of removable appliances per 100 fixed appliances - completed treatment (rolling 12 month period)	2	308	0.65	4.71	4.88
% of courses of treatment with removable appliances only - proposed treatment (rolling 12 month period)	1	160	0.6%	1.8%	2.1%
% of courses of treatment with removable appliances only - completed treatment (rolling 12 month period)	1	164	0.6%	1.0%	1.5%
% of patients satisfied with the treatment they have received (rolling 12 month period)	9	10	90.0%	96.7%	95.7%

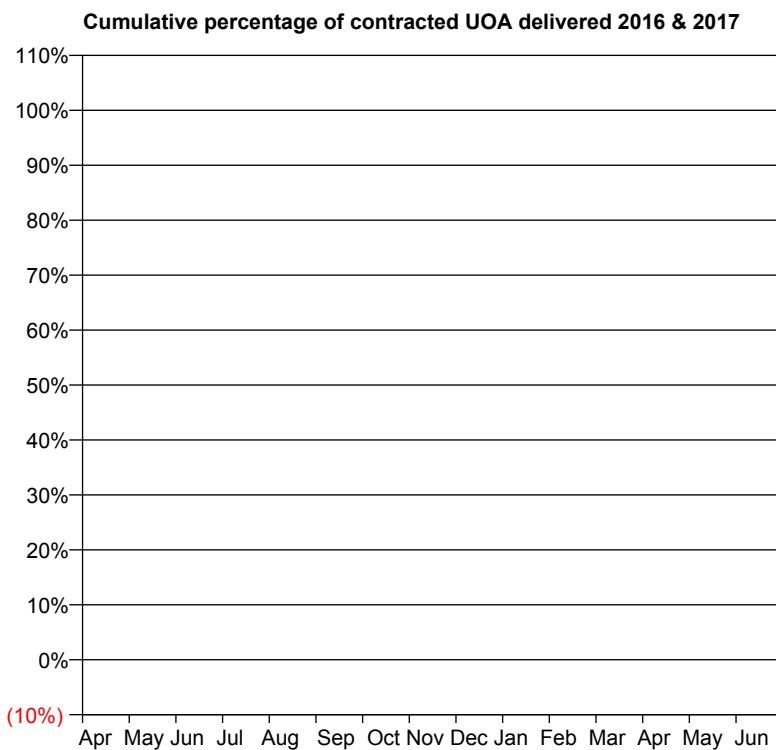
\* Figures in italics indicate that the base number is less than 100.

**Q47 - Vital Signs Orthodontic At a Glance Contract Report for 820539/0004 - September 2016**

Name or company name	MISS DA FOX	16/17 Contracted general activity (UDA)	0
Contract type name	GDS Contract	Carry forward general activity (UDA)	0
Purpose of contract	Orthodontic	16/17 Contracted orthodontic activity (UOA)	0
Contract start date	11/01/2016	Carry forward orthodontic activity (UOA)	0
Contract end date	30/06/2016	Baseline contract value	£0.25

**ACCESS**

	Contract	England and Wales
24 month ratio of assessments to patient IDs	1.00	1.10

**ACTIVITY**


Month	2016	2017
April	0	0
May	0	42
June	0	42
July	0	42
August	0	42
September	0	42
October	0	
November	0	
December	0	
January	0	
February	42	
March	189	
April	399	
May	399	
June	399	

**QUALITY**

	Contract Quantity	Contract Base Number	Contract *	Region	England
% of all assessments that were assess and fit appliances (rolling 12 month period)	21	21	100.0%	54.2%	54.1%
% of all assessments that were assess and refuse (rolling 12 month period)	0	21	0.0%	12.5%	12.4%
% of all assessments that were assess and review (rolling 12 month period)	0	21	0.0%	33.3%	33.5%
% of terminated courses where treatment was abandoned or discontinued (rolling 12 month period)	0	0	N/A	7.4%	7.2%
% of completed treatments indicating that PAR score was taken (year to date)	0	0	N/A	55.7%	58.9%
Rate of removable appliances per 100 fixed appliances - proposed treatment (rolling 12 month period)	0	4	0.00	5.51	5.66
Rate of removable appliances per 100 fixed appliances - completed treatment (rolling 12 month period)	0	0	N/A	4.71	4.88
% of courses of treatment with removable appliances only - proposed treatment (rolling 12 month period)	0	21	0.0%	1.8%	2.1%
% of courses of treatment with removable appliances only - completed treatment (rolling 12 month period)	0	0	N/A	1.0%	1.5%
% of patients satisfied with the treatment they have received (rolling 12 month period)	1	1	100.0%	96.7%	95.7%

\* Figures in italics indicate that the base number is less than 100.

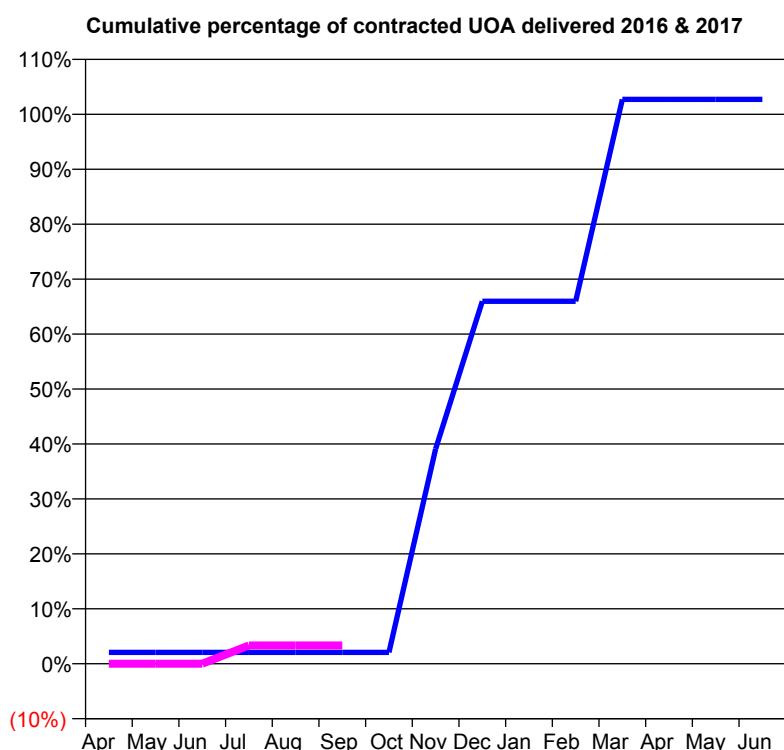
**Q47 - Vital Signs Orthodontic At a Glance Contract Report for 842540/0003 - September 2016**

Name or company name	MISS JS PRASAD
Contract type name	GDS Contract
Purpose of contract	Orthodontic
Contract start date	01/04/2010
Contract end date	

16/17 Contracted general activity (UDA)	0
Carry forward general activity (UDA)	0
16/17 Contracted orthodontic activity (UOA)	629
Carry forward orthodontic activity (UOA)	0
Baseline contract value	£40,801.68

**ACCESS**

	Contract	England and Wales
24 month ratio of assessments to patient IDs	1.03	1.10

**ACTIVITY**


Month	Adjusted Scheduled Activity (UOA)	
	2016	2017
April	13	0
May	13	0
June	13	0
July	13	21
August	13	21
September	13	21
October	13	
November	246	
December	415	
January	415	
February	415	
March	646	
April	646	
May	646	
June	646	

**QUALITY**

	Contract Quantity	Contract Base Number	Contract *	Region	England
% of all assessments that were assess and fit appliances (rolling 12 month period)	32	35	91.4%	54.2%	54.1%
% of all assessments that were assess and refuse (rolling 12 month period)	2	35	5.7%	12.5%	12.4%
% of all assessments that were assess and review (rolling 12 month period)	1	35	2.9%	33.3%	33.5%
% of terminated courses where treatment was abandoned or discontinued (rolling 12 month period)	1	33	3.0%	7.4%	7.2%
% of completed treatments indicating that PAR score was taken (year to date)	0	0	N/A	55.7%	58.9%
Rate of removable appliances per 100 fixed appliances - proposed treatment (rolling 12 month period)	0	0	N/A	5.51	5.66
Rate of removable appliances per 100 fixed appliances - completed treatment (rolling 12 month period)	0	35	0.00	4.71	4.88
% of courses of treatment with removable appliances only - proposed treatment (rolling 12 month period)	0	32	0.0%	1.8%	2.1%
% of courses of treatment with removable appliances only - completed treatment (rolling 12 month period)	0	32	0.0%	1.0%	1.5%
% of patients satisfied with the treatment they have received (rolling 12 month period)	0	0	N/A	96.7%	95.7%

\* Figures in italics indicate that the base number is less than 100.

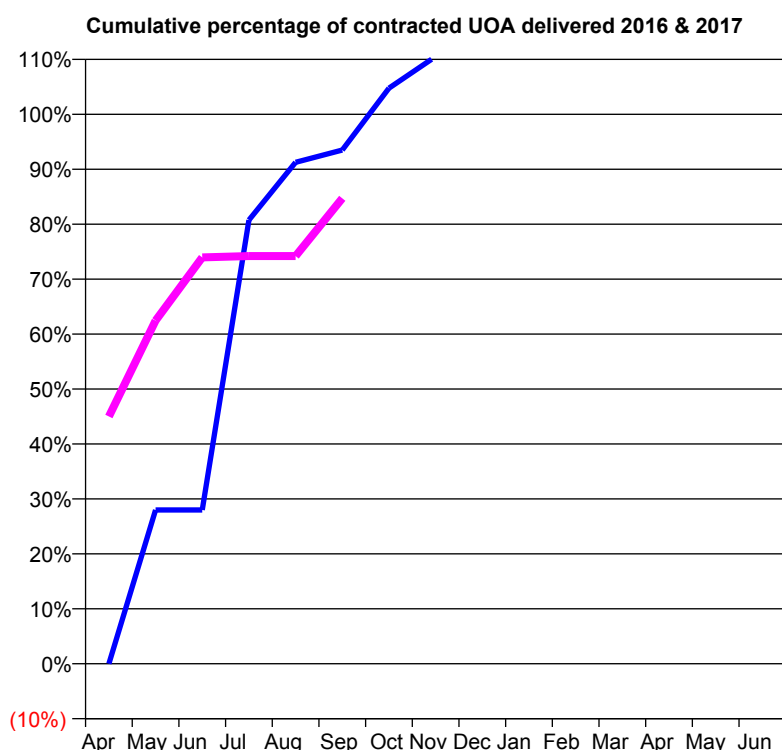
**Q48 - Vital Signs Orthodontic At a Glance Contract Report for 165239/0001 - September 2016**

Name or company name	Ventre & Ventre Limited
Contract type name	GDS Contract
Purpose of contract	General and Orthodontic
Contract start date	01/11/2014
Contract end date	

16/17 Contracted general activity (UDA)	24,053
Carry forward general activity (UDA)	359
16/17 Contracted orthodontic activity (UOA)	400
Carry forward orthodontic activity (UOA)	0
Baseline contract value	£779,162.21

**ACCESS**

	Contract	England and Wales
24 month ratio of assessments to patient IDs	1.19	1.10

**ACTIVITY**


Month	Adjusted Scheduled Activity (UOA)	
	2016	2017
April	0	180
May	112	250
June	112	296
July	323	297
August	365	297
September	374	339
October	419	
November	442	
December	445	
January	445	
February	445	
March	445	
April	445	
May	445	
June	445	

**QUALITY**

	Contract Quantity	Contract Base Number	Contract *	Region	England
% of all assessments that were assess and fit appliances (rolling 12 month period)	18	49	36.7%	54.2%	54.1%
% of all assessments that were assess and refuse (rolling 12 month period)	3	49	6.1%	12.5%	12.4%
% of all assessments that were assess and review (rolling 12 month period)	28	49	57.1%	33.3%	33.5%
% of terminated courses where treatment was abandoned or discontinued (rolling 12 month period)	0	4	0.0%	7.4%	7.2%
% of completed treatments indicating that PAR score was taken (year to date)	2	2	100.0%	55.7%	58.9%
Rate of removable appliances per 100 fixed appliances - proposed treatment (rolling 12 month period)	0	0	N/A	5.51	5.66
Rate of removable appliances per 100 fixed appliances - completed treatment (rolling 12 month period)	0	5	0.00	4.71	4.88
% of courses of treatment with removable appliances only - proposed treatment (rolling 12 month period)	0	18	0.0%	1.8%	2.1%
% of courses of treatment with removable appliances only - completed treatment (rolling 12 month period)	0	4	0.0%	1.0%	1.5%
% of patients satisfied with the treatment they have received (rolling 12 month period)	1	1	100.0%	96.7%	95.7%

\* Figures in italics indicate that the base number is less than 100.

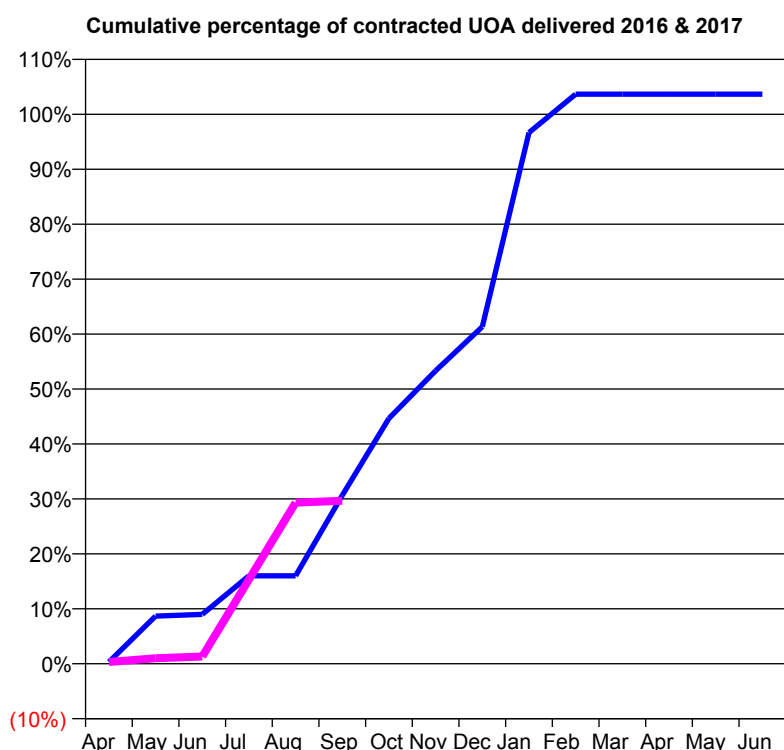
**Q48 - Vital Signs Orthodontic At a Glance Contract Report for 171859/0002 - September 2016**

Name or company name	Oak Dental Care Limited
Contract type name	GDS Contract
Purpose of contract	General and Orthodontic
Contract start date	01/09/2007
Contract end date	

16/17 Contracted general activity (UDA)	17,512
Carry forward general activity (UDA)	0
16/17 Contracted orthodontic activity (UOA)	300
Carry forward orthodontic activity (UOA)	0
Baseline contract value	£530,051.50

**ACCESS**

	Contract	England and Wales
24 month ratio of assessments to patient IDs	1.07	1.10

**ACTIVITY**


Month	Adjusted Scheduled Activity (UOA)	
	2016	2017
April	1	1
May	26	3
June	27	4
July	48	46
August	48	88
September	92	89
October	134	
November	160	
December	184	
January	290	
February	311	
March	311	
April	311	
May	311	
June	311	

**QUALITY**

	Contract Quantity	Contract Base Number	Contract *	Region	England
% of all assessments that were assess and fit appliances (rolling 12 month period)	14	29	48.3%	54.2%	54.1%
% of all assessments that were assess and refuse (rolling 12 month period)	7	29	24.1%	12.5%	12.4%
% of all assessments that were assess and review (rolling 12 month period)	8	29	27.6%	33.3%	33.5%
% of terminated courses where treatment was abandoned or discontinued (rolling 12 month period)	0	0	N/A	7.4%	7.2%
% of completed treatments indicating that PAR score was taken (year to date)	0	0	N/A	55.7%	58.9%
Rate of removable appliances per 100 fixed appliances - proposed treatment (rolling 12 month period)	1	7	14.29	5.51	5.66
Rate of removable appliances per 100 fixed appliances - completed treatment (rolling 12 month period)	0	0	N/A	4.71	4.88
% of courses of treatment with removable appliances only - proposed treatment (rolling 12 month period)	1	14	7.1%	1.8%	2.1%
% of courses of treatment with removable appliances only - completed treatment (rolling 12 month period)	0	0	N/A	1.0%	1.5%
% of patients satisfied with the treatment they have received (rolling 12 month period)	0	0	N/A	96.7%	95.7%

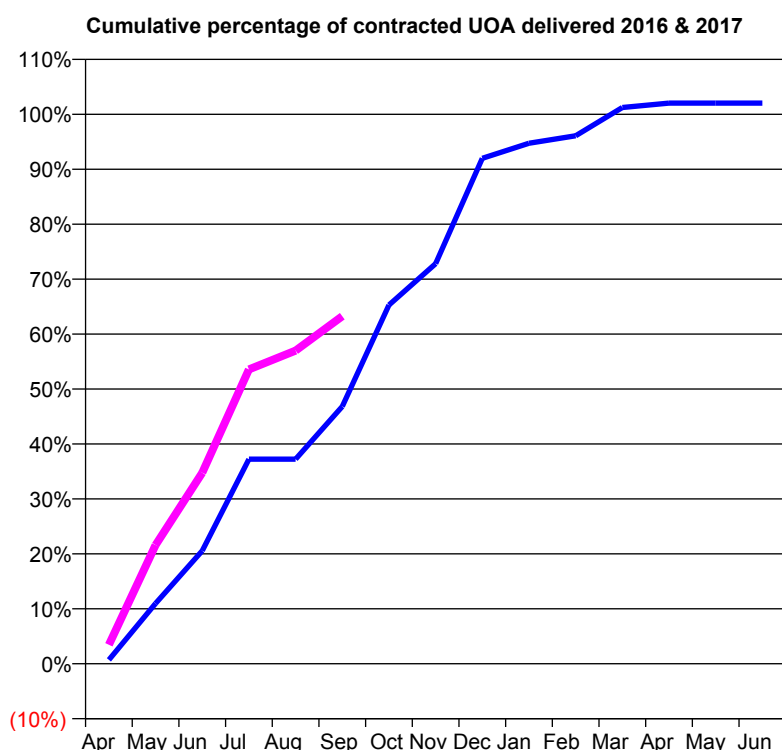
\* Figures in italics indicate that the base number is less than 100.

**Q48 - Vital Signs Orthodontic At a Glance Contract Report for 172014/0001 - September 2016**

Name or company name	Mrs D Sundarraj	16/17 Contracted general activity (UDA)	0
Contract type name	PDS Contract	Carry forward general activity (UDA)	0
Purpose of contract	Orthodontic	16/17 Contracted orthodontic activity (UOA)	3,069
Contract start date	01/01/2011	Carry forward orthodontic activity (UOA)	0
Contract end date	31/03/2018	Baseline contract value	£205,488.85

**ACCESS**

	Contract	England and Wales
24 month ratio of assessments to patient IDs	1.00	1.10

**ACTIVITY**


Month	Adjusted Scheduled Activity (UOA)	
	2016	2017
April	22	106
May	337	663
June	631	1,067
July	1,143	1,644
August	1,143	1,749
September	1,437	1,941
October	2,004	
November	2,235	
December	2,823	
January	2,907	
February	2,949	
March	3,107	
April	3,131	
May	3,131	
June	3,131	

**QUALITY**

	Contract Quantity	Contract Base Number	Contract *	Region	England
% of all assessments that were assess and fit appliances (rolling 12 month period)	173	209	82.8%	54.2%	54.1%
% of all assessments that were assess and refuse (rolling 12 month period)	35	209	16.7%	12.5%	12.4%
% of all assessments that were assess and review (rolling 12 month period)	1	209	0.5%	33.3%	33.5%
% of terminated courses where treatment was abandoned or discontinued (rolling 12 month period)	12	145	8.3%	7.4%	7.2%
% of completed treatments indicating that PAR score was taken (year to date)	42	68	61.8%	55.7%	58.9%
Rate of removable appliances per 100 fixed appliances - proposed treatment (rolling 12 month period)	0	337	0.00	5.51	5.66
Rate of removable appliances per 100 fixed appliances - completed treatment (rolling 12 month period)	4	258	1.55	4.71	4.88
% of courses of treatment with removable appliances only - proposed treatment (rolling 12 month period)	0	173	0.0%	1.8%	2.1%
% of courses of treatment with removable appliances only - completed treatment (rolling 12 month period)	0	133	0.0%	1.0%	1.5%
% of patients satisfied with the treatment they have received (rolling 12 month period)	3	3	100.0%	96.7%	95.7%

\* Figures in italics indicate that the base number is less than 100.

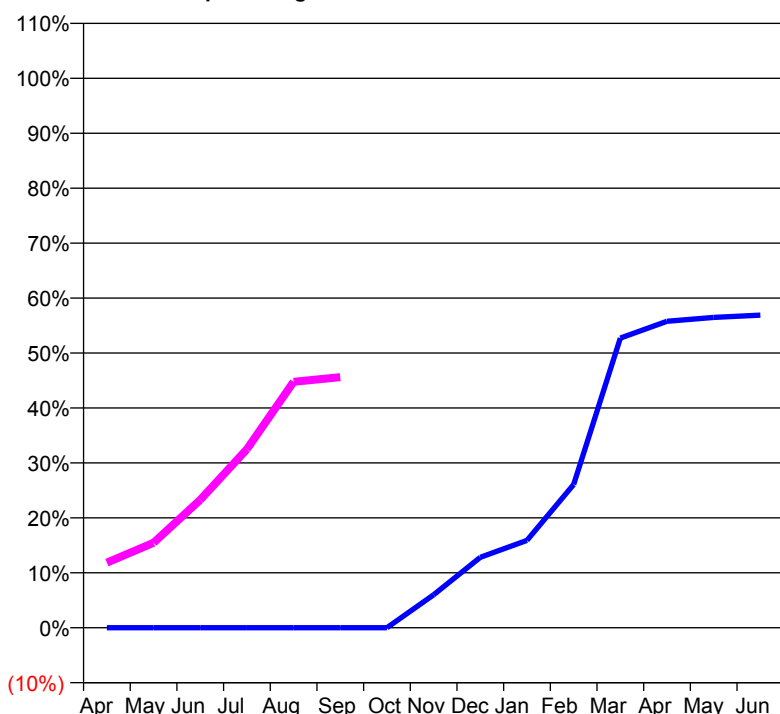
**Q48 - Vital Signs Orthodontic At a Glance Contract Report for 181528/0006 - September 2016**

Name or company name	Salaried Dental Service, Knowsley
Contract type name	PDS Contract
Purpose of contract	Orthodontic
Contract start date	01/04/2015
Contract end date	31/03/2018

16/17 Contracted general activity (UDA)	0
Carry forward general activity (UDA)	0
16/17 Contracted orthodontic activity (UOA)	717
Carry forward orthodontic activity (UOA)	0
Baseline contract value	£84,543.83

**ACCESS**

	Contract	England and Wales
24 month ratio of assessments to patient IDs	1.00	1.10

**ACTIVITY**
**Cumulative percentage of contracted UOA delivered 2016 & 2017**

**Adjusted Scheduled Activity (UOA)**

Month	2016	2017
April	0	85
May	0	111
June	0	167
July	0	233
August	0	321
September	0	327
October	0	
November	43	
December	92	
January	114	
February	187	
March	378	
April	400	
May	405	
June	408	

**QUALITY**

	Contract Quantity	Contract Base Number	Contract *	Region	England
% of all assessments that were assess and fit appliances (rolling 12 month period)	32	95	33.7%	54.2%	54.1%
% of all assessments that were assess and refuse (rolling 12 month period)	9	95	9.5%	12.5%	12.4%
% of all assessments that were assess and review (rolling 12 month period)	54	95	56.8%	33.3%	33.5%
% of terminated courses where treatment was abandoned or discontinued (rolling 12 month period)	1	23	4.3%	7.4%	7.2%
% of completed treatments indicating that PAR score was taken (year to date)	11	11	100.0%	55.7%	58.9%
Rate of removable appliances per 100 fixed appliances - proposed treatment (rolling 12 month period)	2	9	22.22	5.51	5.66
Rate of removable appliances per 100 fixed appliances - completed treatment (rolling 12 month period)	3	23	13.04	4.71	4.88
% of courses of treatment with removable appliances only - proposed treatment (rolling 12 month period)	2	32	6.3%	1.8%	2.1%
% of courses of treatment with removable appliances only - completed treatment (rolling 12 month period)	3	22	13.6%	1.0%	1.5%
% of patients satisfied with the treatment they have received (rolling 12 month period)	3	3	100.0%	96.7%	95.7%

\* Figures in italics indicate that the base number is less than 100.

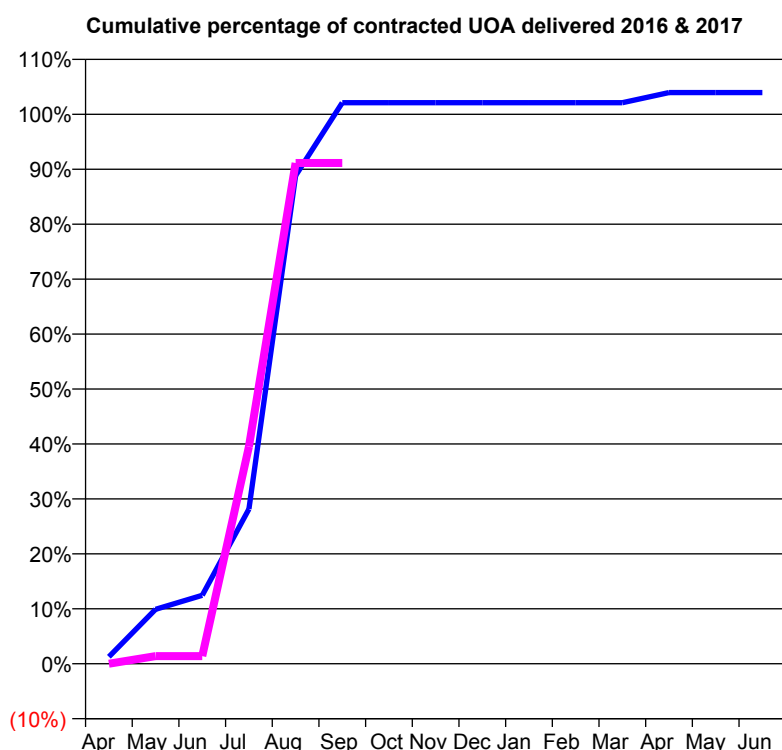
**Q48 - Vital Signs Orthodontic At a Glance Contract Report for 184217/0001 - September 2016**

Name or company name	The Liverpool Brace Place Limited
Contract type name	PDS Contract
Purpose of contract	Orthodontic
Contract start date	06/04/2014
Contract end date	31/03/2018

16/17 Contracted general activity (UDA)	0
Carry forward general activity (UDA)	0
16/17 Contracted orthodontic activity (UOA)	9,046
Carry forward orthodontic activity (UOA)	0
Baseline contract value	£596,357.64

**ACCESS**

	Contract	England and Wales
24 month ratio of assessments to patient IDs	1.04	1.10

**ACTIVITY**


Month	Adjusted Scheduled Activity (UOA)	
	2016	2017
April	116	0
May	896	126
June	1,127	126
July	2,548	3,575
August	8,036	8,243
September	9,236	8,243
October	9,236	
November	9,236	
December	9,236	
January	9,236	
February	9,236	
March	9,236	
April	9,402	
May	9,402	
June	9,402	

**QUALITY**

	Contract Quantity	Contract Base Number	Contract *	Region	England
% of all assessments that were assess and fit appliances (rolling 12 month period)	399	531	75.1%	54.2%	54.1%
% of all assessments that were assess and refuse (rolling 12 month period)	66	531	12.4%	12.5%	12.4%
% of all assessments that were assess and review (rolling 12 month period)	66	531	12.4%	33.3%	33.5%
% of terminated courses where treatment was abandoned or discontinued (rolling 12 month period)	10	501	2.0%	7.4%	7.2%
% of completed treatments indicating that PAR score was taken (year to date)	212	231	91.8%	55.7%	58.9%
Rate of removable appliances per 100 fixed appliances - proposed treatment (rolling 12 month period)	3	776	0.39	5.51	5.66
Rate of removable appliances per 100 fixed appliances - completed treatment (rolling 12 month period)	2	949	0.21	4.71	4.88
% of courses of treatment with removable appliances only - proposed treatment (rolling 12 month period)	1	399	0.3%	1.8%	2.1%
% of courses of treatment with removable appliances only - completed treatment (rolling 12 month period)	0	491	0.0%	1.0%	1.5%
% of patients satisfied with the treatment they have received (rolling 12 month period)	7	7	100.0%	96.7%	95.7%

\* Figures in italics indicate that the base number is less than 100.



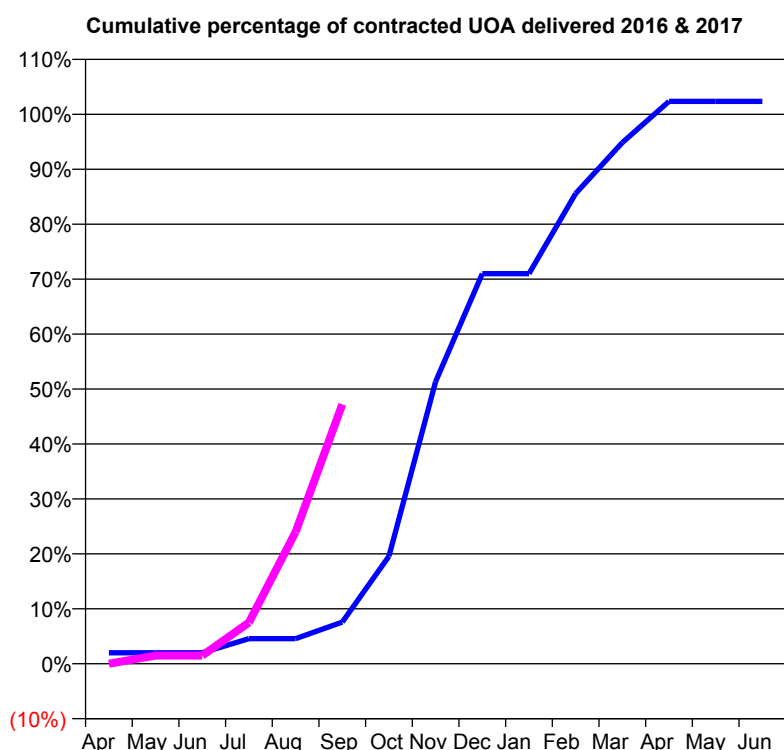
**Q48 - Vital Signs Orthodontic At a Glance Contract Report for 195294/0002 - September 2016**

Name or company name	Deacon Dental Ltd
Contract type name	GDS Contract
Purpose of contract	Orthodontic
Contract start date	01/04/2009
Contract end date	

16/17 Contracted general activity (UDA)	0
Carry forward general activity (UDA)	0
16/17 Contracted orthodontic activity (UOA)	1,400
Carry forward orthodontic activity (UOA)	0
Baseline contract value	£70,014.32

**ACCESS**

	Contract	England and Wales
24 month ratio of assessments to patient IDs	1.03	1.10

**ACTIVITY**


Month	Adjusted Scheduled Activity (UOA)	
	2016	2017
April	28	0
May	28	21
June	28	21
July	64	105
August	64	336
September	106	661
October	274	
November	719	
December	994	
January	994	
February	1,198	
March	1,328	
April	1,433	
May	1,433	
June	1,433	

**QUALITY**

	Contract Quantity	Contract Base Number	Contract *	Region	England
% of all assessments that were assess and fit appliances (rolling 12 month period)	96	110	87.3%	54.2%	54.1%
% of all assessments that were assess and refuse (rolling 12 month period)	0	110	0.0%	12.5%	12.4%
% of all assessments that were assess and review (rolling 12 month period)	14	110	12.7%	33.3%	33.5%
% of terminated courses where treatment was abandoned or discontinued (rolling 12 month period)	1	61	1.6%	7.4%	7.2%
% of completed treatments indicating that PAR score was taken (year to date)	9	9	100.0%	55.7%	58.9%
Rate of removable appliances per 100 fixed appliances - proposed treatment (rolling 12 month period)	3	168	1.79	5.51	5.66
Rate of removable appliances per 100 fixed appliances - completed treatment (rolling 12 month period)	0	114	0.00	4.71	4.88
% of courses of treatment with removable appliances only - proposed treatment (rolling 12 month period)	3	96	3.1%	1.8%	2.1%
% of courses of treatment with removable appliances only - completed treatment (rolling 12 month period)	0	60	0.0%	1.0%	1.5%
% of patients satisfied with the treatment they have received (rolling 12 month period)	2	2	100.0%	96.7%	95.7%

\* Figures in italics indicate that the base number is less than 100.

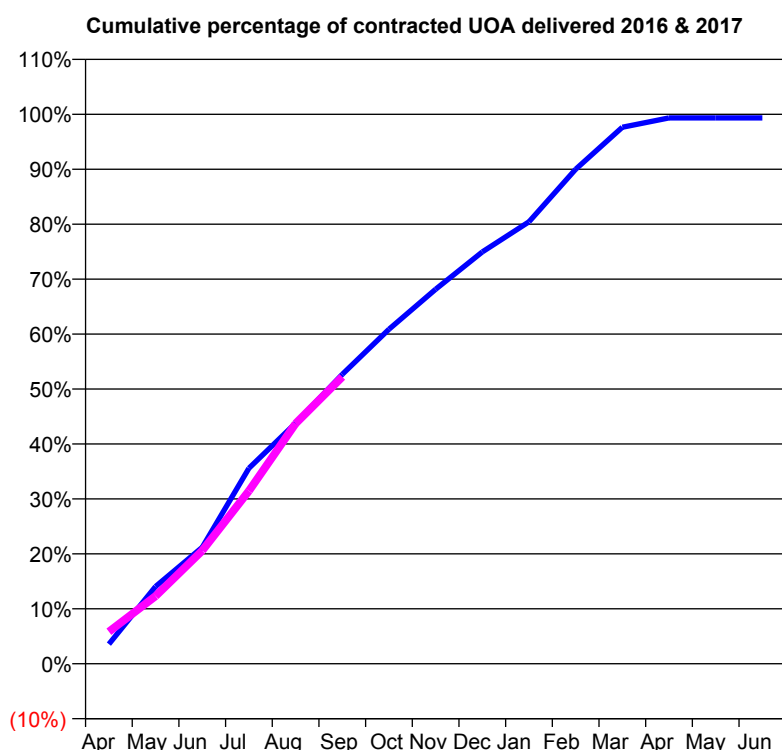
**Q48 - Vital Signs Orthodontic At a Glance Contract Report for 329398/0001 - September 2016**

Name or company name	MR DJ PLUNKETT
Contract type name	PDS Contract
Purpose of contract	Orthodontic
Contract start date	01/04/2006
Contract end date	31/03/2018

16/17 Contracted general activity (UDA)	0
Carry forward general activity (UDA)	0
16/17 Contracted orthodontic activity (UOA)	5,020
Carry forward orthodontic activity (UOA)	33
Baseline contract value	£324,512.26

**ACCESS**

	Contract	England and Wales
24 month ratio of assessments to patient IDs	1.07	1.10

**ACTIVITY**


Month	Adjusted Scheduled Activity (UOA)	
	2016	2017
April	180	293
May	706	618
June	1,064	1,034
July	1,787	1,580
August	2,198	2,195
September	2,644	2,621
October	3,056	
November	3,421	
December	3,762	
January	4,038	
February	4,518	
March	4,901	
April	4,987	
May	4,987	
June	4,987	

**QUALITY**

	Contract Quantity	Contract Base Number	Contract *	Region	England
% of all assessments that were assess and fit appliances (rolling 12 month period)	235	352	66.8%	54.2%	54.1%
% of all assessments that were assess and refuse (rolling 12 month period)	51	352	14.5%	12.5%	12.4%
% of all assessments that were assess and review (rolling 12 month period)	66	352	18.8%	33.3%	33.5%
% of terminated courses where treatment was abandoned or discontinued (rolling 12 month period)	9	199	4.5%	7.4%	7.2%
% of completed treatments indicating that PAR score was taken (year to date)	20	73	27.4%	55.7%	58.9%
Rate of removable appliances per 100 fixed appliances - proposed treatment (rolling 12 month period)	1	426	0.23	5.51	5.66
Rate of removable appliances per 100 fixed appliances - completed treatment (rolling 12 month period)	1	360	0.28	4.71	4.88
% of courses of treatment with removable appliances only - proposed treatment (rolling 12 month period)	1	235	0.4%	1.8%	2.1%
% of courses of treatment with removable appliances only - completed treatment (rolling 12 month period)	0	190	0.0%	1.0%	1.5%
% of patients satisfied with the treatment they have received (rolling 12 month period)	1	1	100.0%	96.7%	95.7%

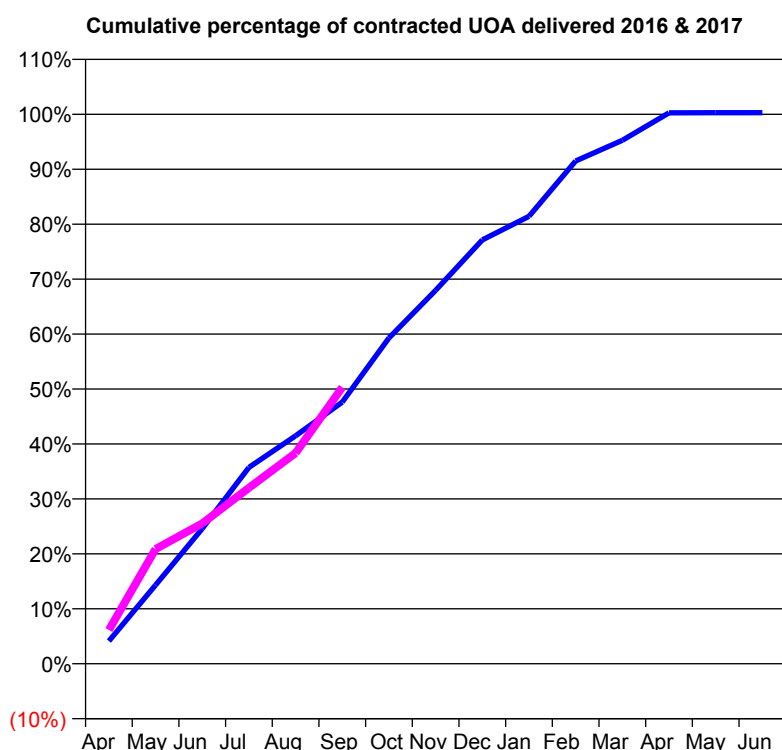
\* Figures in italics indicate that the base number is less than 100.

**Q48 - Vital Signs Orthodontic At a Glance Contract Report for 634816/0001 - September 2016**

Name or company name	MR TH MARTIN	16/17 Contracted general activity (UDA)	0
Contract type name	PDS Contract	Carry forward general activity (UDA)	0
Purpose of contract	Orthodontic	16/17 Contracted orthodontic activity (UOA)	9,644
Contract start date	01/04/2006	Carry forward orthodontic activity (UOA)	0
Contract end date	31/03/2018	Baseline contract value	£648,750.16

**ACCESS**

	Contract	England and Wales
24 month ratio of assessments to patient IDs	1.06	1.10

**ACTIVITY**


Month	Adjusted Scheduled Activity (UOA)	
	2016	2017
April	400	594
May	1,382	2,014
June	2,372	2,462
July	3,447	3,088
August	4,000	3,698
September	4,594	4,852
October	5,718	
November	6,554	
December	7,438	
January	7,853	
February	8,825	
March	9,187	
April	9,670	
May	9,672	
June	9,672	

**QUALITY**

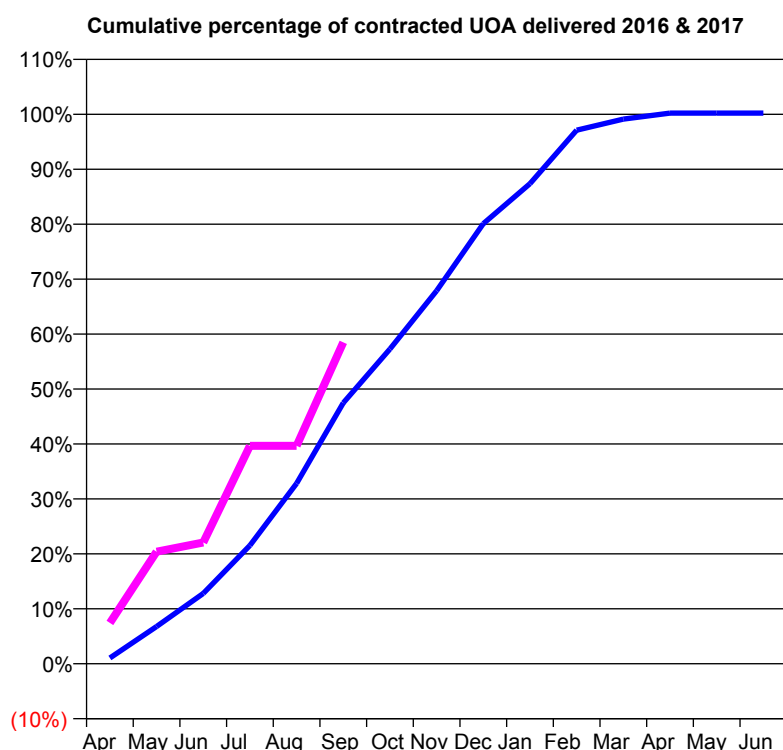
	Contract Quantity	Contract Base Number	Contract *	Region	England
% of all assessments that were assess and fit appliances (rolling 12 month period)	463	811	57.1%	54.2%	54.1%
% of all assessments that were assess and refuse (rolling 12 month period)	143	811	17.6%	12.5%	12.4%
% of all assessments that were assess and review (rolling 12 month period)	205	811	25.3%	33.3%	33.5%
% of terminated courses where treatment was abandoned or discontinued (rolling 12 month period)	47	466	10.1%	7.4%	7.2%
% of completed treatments indicating that PAR score was taken (year to date)	79	191	41.4%	55.7%	58.9%
Rate of removable appliances per 100 fixed appliances - proposed treatment (rolling 12 month period)	106	852	12.44	5.51	5.66
Rate of removable appliances per 100 fixed appliances - completed treatment (rolling 12 month period)	88	768	11.46	4.71	4.88
% of courses of treatment with removable appliances only - proposed treatment (rolling 12 month period)	4	463	0.9%	1.8%	2.1%
% of courses of treatment with removable appliances only - completed treatment (rolling 12 month period)	5	419	1.2%	1.0%	1.5%
% of patients satisfied with the treatment they have received (rolling 12 month period)	10	10	100.0%	96.7%	95.7%

\* Figures in italics indicate that the base number is less than 100.

**Q48 - Vital Signs Orthodontic At a Glance Contract Report for 675857/0002 - September 2016**

Name or company name	MR JW DWYER	16/17 Contracted general activity (UDA)	0
Contract type name	PDS Contract	Carry forward general activity (UDA)	0
Purpose of contract	Orthodontic	16/17 Contracted orthodontic activity (UOA)	7,720
Contract start date	01/04/2014	Carry forward orthodontic activity (UOA)	0
Contract end date	31/03/2018	Baseline contract value	£412,062.64

ACCESS	Contract	England and Wales
24 month ratio of assessments to patient IDs	1.00	1.10

**ACTIVITY**


Month	Adjusted Scheduled Activity (UOA)	
	2016	2017
April	81	575
May	523	1,574
June	989	1,703
July	1,662	3,062
August	2,534	3,062
September	3,665	4,516
October	4,422	
November	5,241	
December	6,183	
January	6,746	
February	7,496	
March	7,651	
April	7,737	
May	7,737	
June	7,737	

**QUALITY**

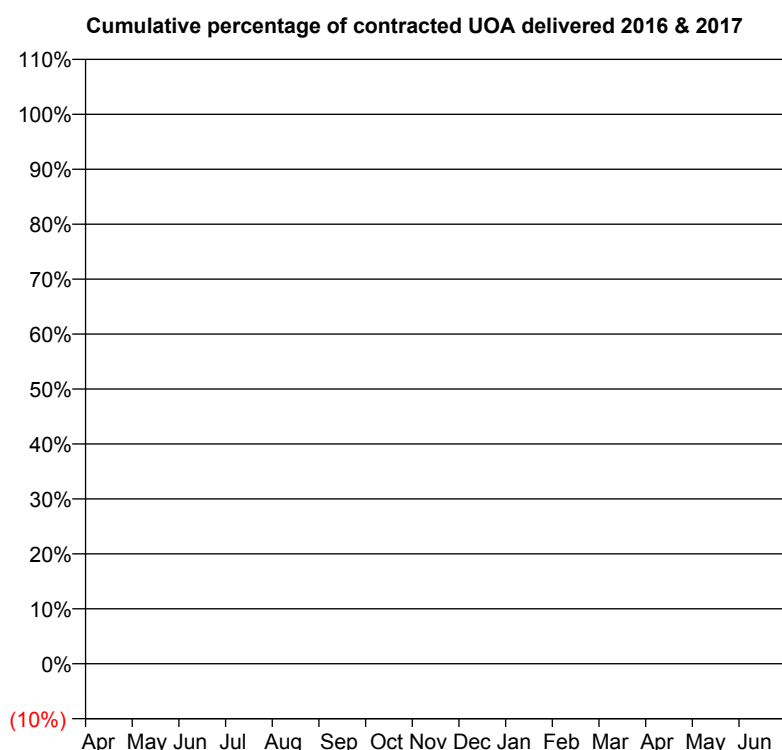
	Contract Quantity	Contract Base Number	Contract *	Region	England
% of all assessments that were assess and fit appliances (rolling 12 month period)	405	588	68.9%	54.2%	54.1%
% of all assessments that were assess and refuse (rolling 12 month period)	126	588	21.4%	12.5%	12.4%
% of all assessments that were assess and review (rolling 12 month period)	57	588	9.7%	33.3%	33.5%
% of terminated courses where treatment was abandoned or discontinued (rolling 12 month period)	20	305	6.6%	7.4%	7.2%
% of completed treatments indicating that PAR score was taken (year to date)	99	145	68.3%	55.7%	58.9%
Rate of removable appliances per 100 fixed appliances - proposed treatment (rolling 12 month period)	31	796	3.89	5.51	5.66
Rate of removable appliances per 100 fixed appliances - completed treatment (rolling 12 month period)	3	560	0.54	4.71	4.88
% of courses of treatment with removable appliances only - proposed treatment (rolling 12 month period)	2	405	0.5%	1.8%	2.1%
% of courses of treatment with removable appliances only - completed treatment (rolling 12 month period)	2	285	0.7%	1.0%	1.5%
% of patients satisfied with the treatment they have received (rolling 12 month period)	8	9	88.9%	96.7%	95.7%

\* Figures in italics indicate that the base number is less than 100.

**Q48 - Vital Signs Orthodontic At a Glance Contract Report for 809101/0001 - September 2016**

Name or company name	MR PA KNIGHT	16/17 Contracted general activity (UDA)	3,222
Contract type name	GDS Contract	Carry forward general activity (UDA)	0
Purpose of contract	General	16/17 Contracted orthodontic activity (UOA)	0
Contract start date	01/04/2006	Carry forward orthodontic activity (UOA)	0
Contract end date		Baseline contract value	£95,208.49

ACCESS	Contract	England and Wales
24 month ratio of assessments to patient IDs	1.00	1.10

**ACTIVITY**


Month	Adjusted Scheduled Activity (UOA)	
	2016	2017
April	0	0
May	0	0
June	0	0
July	0	0
August	0	0
September	0	1
October	0	
November	0	
December	0	
January	0	
February	0	
March	0	
April	0	
May	0	
June	0	

**QUALITY**

	Contract Quantity	Contract Base Number	Contract *	Region	England
% of all assessments that were assess and fit appliances (rolling 12 month period)	0	1	0.0%	54.2%	54.1%
% of all assessments that were assess and refuse (rolling 12 month period)	0	1	0.0%	12.5%	12.4%
% of all assessments that were assess and review (rolling 12 month period)	1	1	100.0%	33.3%	33.5%
% of terminated courses where treatment was abandoned or discontinued (rolling 12 month period)	0	0	N/A	7.4%	7.2%
% of completed treatments indicating that PAR score was taken (year to date)	0	0	N/A	55.7%	58.9%
Rate of removable appliances per 100 fixed appliances - proposed treatment (rolling 12 month period)	0	0	N/A	5.51	5.66
Rate of removable appliances per 100 fixed appliances - completed treatment (rolling 12 month period)	0	0	N/A	4.71	4.88
% of courses of treatment with removable appliances only - proposed treatment (rolling 12 month period)	0	0	N/A	1.8%	2.1%
% of courses of treatment with removable appliances only - completed treatment (rolling 12 month period)	0	0	N/A	1.0%	1.5%
% of patients satisfied with the treatment they have received (rolling 12 month period)	0	0	N/A	96.7%	95.7%

\* Figures in italics indicate that the base number is less than 100.

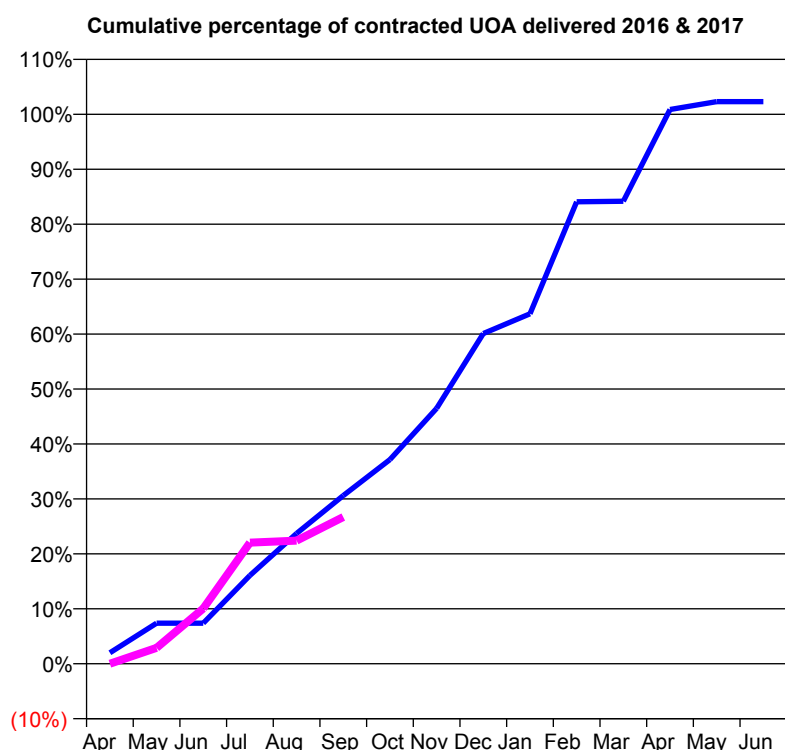
**Q48 - Vital Signs Orthodontic At a Glance Contract Report for 829188/0002 - September 2016**

Name or company name	MR WW LEE
Contract type name	PDS Contract
Purpose of contract	Orthodontic
Contract start date	01/04/2006
Contract end date	31/03/2018

16/17 Contracted general activity (UDA)	0
Carry forward general activity (UDA)	0
16/17 Contracted orthodontic activity (UOA)	5,911
Carry forward orthodontic activity (UOA)	0
Baseline contract value	£313,601.10

**ACCESS**

	Contract	England and Wales
24 month ratio of assessments to patient IDs	1.01	1.10

**ACTIVITY**


Month	Adjusted Scheduled Activity (UOA)	
	2016	2017
April	118	0
May	437	171
June	437	594
July	951	1,303
August	1,402	1,324
September	1,810	1,579
October	2,197	
November	2,748	
December	3,553	
January	3,765	
February	4,970	
March	4,976	
April	5,963	
May	6,047	
June	6,047	

**QUALITY**

	Contract Quantity	Contract Base Number	Contract *	Region	England
% of all assessments that were assess and fit appliances (rolling 12 month period)	277	325	85.2%	54.2%	54.1%
% of all assessments that were assess and refuse (rolling 12 month period)	48	325	14.8%	12.5%	12.4%
% of all assessments that were assess and review (rolling 12 month period)	0	325	0.0%	33.3%	33.5%
% of terminated courses where treatment was abandoned or discontinued (rolling 12 month period)	7	211	3.3%	7.4%	7.2%
% of completed treatments indicating that PAR score was taken (year to date)	69	97	71.1%	55.7%	58.9%
Rate of removable appliances per 100 fixed appliances - proposed treatment (rolling 12 month period)	4	534	0.75	5.51	5.66
Rate of removable appliances per 100 fixed appliances - completed treatment (rolling 12 month period)	1	395	0.25	4.71	4.88
% of courses of treatment with removable appliances only - proposed treatment (rolling 12 month period)	2	277	0.7%	1.8%	2.1%
% of courses of treatment with removable appliances only - completed treatment (rolling 12 month period)	1	204	0.5%	1.0%	1.5%
% of patients satisfied with the treatment they have received (rolling 12 month period)	6	7	85.7%	96.7%	95.7%

\* Figures in italics indicate that the base number is less than 100.

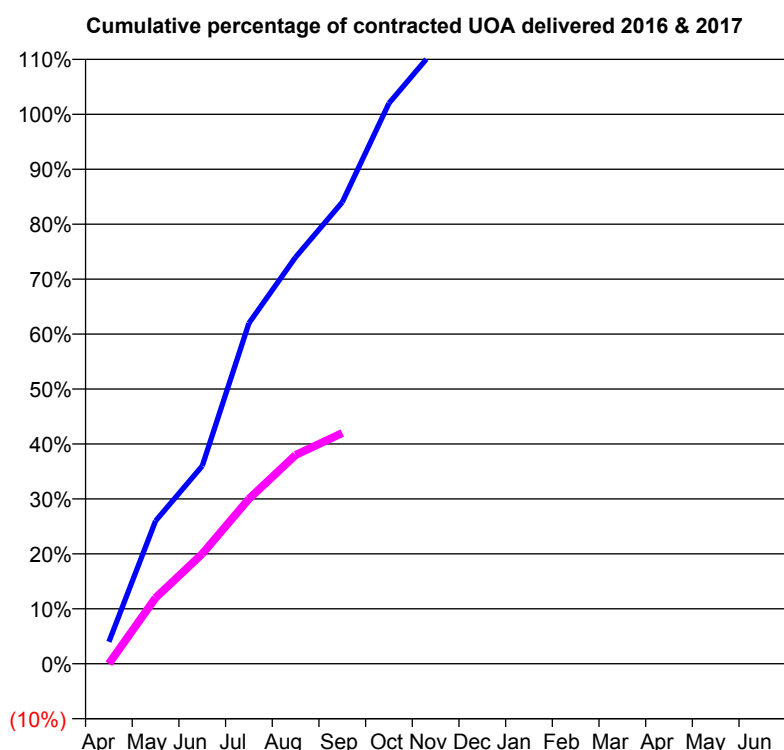
**Q48 - Vital Signs Orthodontic At a Glance Contract Report for 895067/0003 - September 2016**

Name or company name	Mr Paul Smith, Mr Dermot Staunton, and M
Contract type name	GDS Contract
Purpose of contract	General and Orthodontic
Contract start date	01/04/2010
Contract end date	

16/17 Contracted general activity (UDA)	9,890
Carry forward general activity (UDA)	0
16/17 Contracted orthodontic activity (UOA)	50
Carry forward orthodontic activity (UOA)	0
Baseline contract value	£300,554.02

**ACCESS**

	Contract	England and Wales
24 month ratio of assessments to patient IDs	1.48	1.10

**ACTIVITY**


Month	Adjusted Scheduled Activity (UOA)	
	2016	2017
April	2	0
May	13	6
June	18	10
July	31	15
August	37	19
September	42	21
October	51	
November	56	
December	61	
January	63	
February	66	
March	69	
April	72	
May	72	
June	72	

**QUALITY**

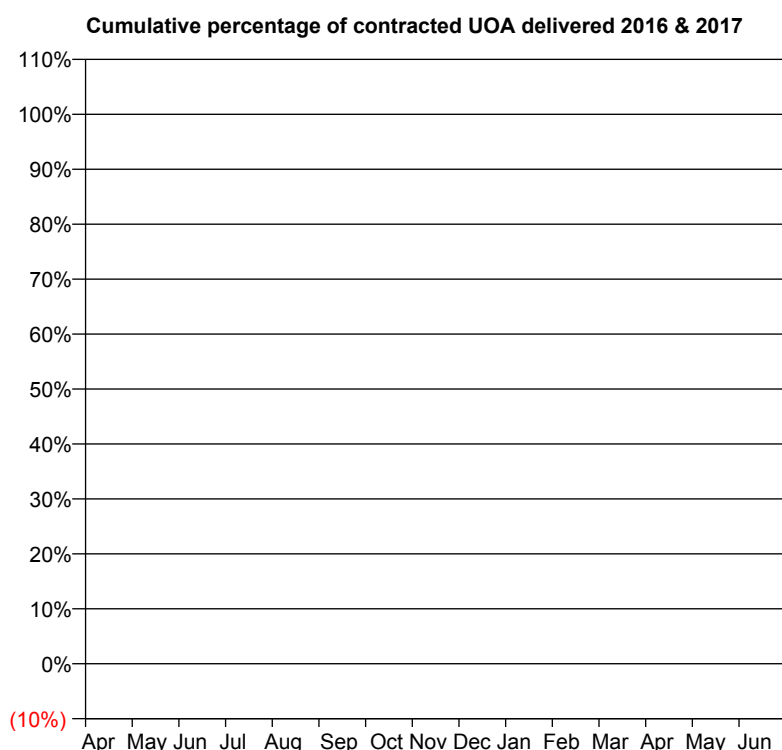
	Contract Quantity	Contract Base Number	Contract *	Region	England
% of all assessments that were assess and fit appliances (rolling 12 month period)	0	51	0.0%	54.2%	54.1%
% of all assessments that were assess and refuse (rolling 12 month period)	0	51	0.0%	12.5%	12.4%
% of all assessments that were assess and review (rolling 12 month period)	51	51	100.0%	33.3%	33.5%
% of terminated courses where treatment was abandoned or discontinued (rolling 12 month period)	0	0	N/A	7.4%	7.2%
% of completed treatments indicating that PAR score was taken (year to date)	0	0	N/A	55.7%	58.9%
Rate of removable appliances per 100 fixed appliances - proposed treatment (rolling 12 month period)	0	0	N/A	5.51	5.66
Rate of removable appliances per 100 fixed appliances - completed treatment (rolling 12 month period)	0	0	N/A	4.71	4.88
% of courses of treatment with removable appliances only - proposed treatment (rolling 12 month period)	0	0	N/A	1.8%	2.1%
% of courses of treatment with removable appliances only - completed treatment (rolling 12 month period)	0	0	N/A	1.0%	1.5%
% of patients satisfied with the treatment they have received (rolling 12 month period)	0	0	N/A	96.7%	95.7%

\* Figures in italics indicate that the base number is less than 100.

**Q48 - Vital Signs Orthodontic At a Glance Contract Report for 907995/0001 - September 2016**

Name or company name	MR RJ HOLLINS	16/17 Contracted general activity (UDA)	29,709
Contract type name	GDS Contract	Carry forward general activity (UDA)	0
Purpose of contract	General	16/17 Contracted orthodontic activity (UOA)	0
Contract start date	01/04/2006	Carry forward orthodontic activity (UOA)	0
Contract end date		Baseline contract value	£757,901.54

ACCESS	Contract	England and Wales
24 month ratio of assessments to patient IDs	1.00	1.10

**ACTIVITY**


Month	Adjusted Scheduled Activity (UOA)	
	2016	2017
April	0	0
May	0	0
June	0	0
July	0	1
August	0	1
September	0	1
October	0	
November	0	
December	0	
January	0	
February	0	
March	0	
April	0	
May	0	
June	0	

QUALITY	Contract Quantity	Contract Base Number	Contract *	Region	England
% of all assessments that were assess and fit appliances (rolling 12 month period)	0	1	0.0%	54.2%	54.1%
% of all assessments that were assess and refuse (rolling 12 month period)	0	1	0.0%	12.5%	12.4%
% of all assessments that were assess and review (rolling 12 month period)	1	1	100.0%	33.3%	33.5%
% of terminated courses where treatment was abandoned or discontinued (rolling 12 month period)	0	0	N/A	7.4%	7.2%
% of completed treatments indicating that PAR score was taken (year to date)	0	0	N/A	55.7%	58.9%
Rate of removable appliances per 100 fixed appliances - proposed treatment (rolling 12 month period)	0	0	N/A	5.51	5.66
Rate of removable appliances per 100 fixed appliances - completed treatment (rolling 12 month period)	0	0	N/A	4.71	4.88
% of courses of treatment with removable appliances only - proposed treatment (rolling 12 month period)	0	0	N/A	1.8%	2.1%
% of courses of treatment with removable appliances only - completed treatment (rolling 12 month period)	0	0	N/A	1.0%	1.5%
% of patients satisfied with the treatment they have received (rolling 12 month period)	0	0	N/A	96.7%	95.7%

\* Figures in italics indicate that the base number is less than 100.



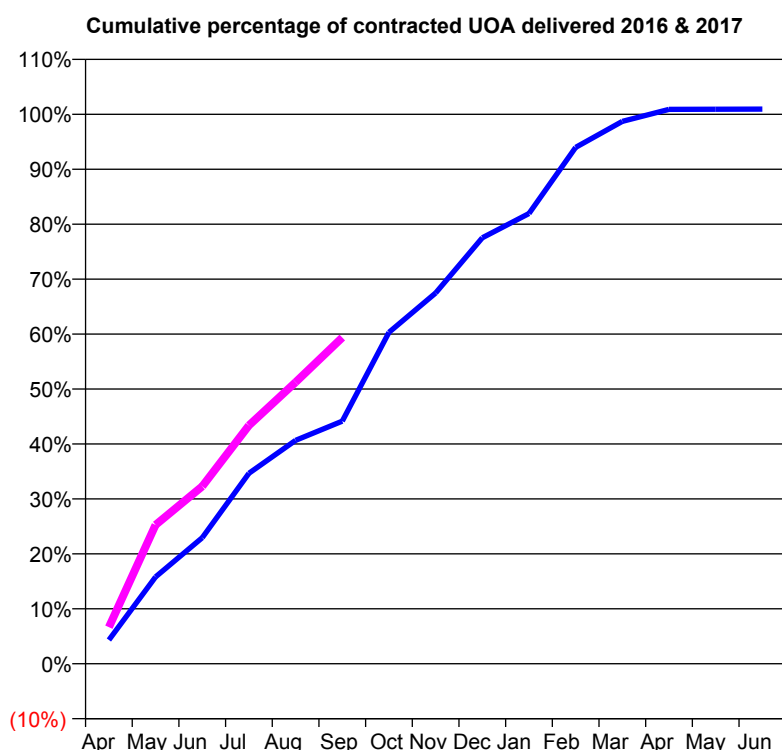
**Q48 - Vital Signs Orthodontic At a Glance Contract Report for 910147/0001 - September 2016**

Name or company name	MR RC WOODIER
Contract type name	PDS Contract
Purpose of contract	Orthodontic
Contract start date	01/04/2006
Contract end date	31/03/2018

16/17 Contracted general activity (UDA)	0
Carry forward general activity (UDA)	0
16/17 Contracted orthodontic activity (UOA)	5,555
Carry forward orthodontic activity (UOA)	0
Baseline contract value	£377,152.05

**ACCESS**

	Contract	England and Wales
24 month ratio of assessments to patient IDs	1.13	1.10

**ACTIVITY**


Month	Adjusted Scheduled Activity (UOA)	
	2016	2017
April	241	370
May	878	1,404
June	1,274	1,794
July	1,925	2,410
August	2,259	2,846
September	2,453	3,298
October	3,350	-
November	3,748	-
December	4,306	-
January	4,552	-
February	5,220	-
March	5,483	-
April	5,605	-
May	5,606	-
June	5,607	-

**QUALITY**

	Contract Quantity	Contract Base Number	Contract *	Region	England
% of all assessments that were assess and fit appliances (rolling 12 month period)	295	567	52.0%	54.2%	54.1%
% of all assessments that were assess and refuse (rolling 12 month period)	126	567	22.2%	12.5%	12.4%
% of all assessments that were assess and review (rolling 12 month period)	146	567	25.7%	33.3%	33.5%
% of terminated courses where treatment was abandoned or discontinued (rolling 12 month period)	7	259	2.7%	7.4%	7.2%
% of completed treatments indicating that PAR score was taken (year to date)	42	129	32.6%	55.7%	58.9%
Rate of removable appliances per 100 fixed appliances - proposed treatment (rolling 12 month period)	53	521	10.17	5.51	5.66
Rate of removable appliances per 100 fixed appliances - completed treatment (rolling 12 month period)	48	458	10.48	4.71	4.88
% of courses of treatment with removable appliances only - proposed treatment (rolling 12 month period)	5	295	1.7%	1.8%	2.1%
% of courses of treatment with removable appliances only - completed treatment (rolling 12 month period)	5	252	2.0%	1.0%	1.5%
% of patients satisfied with the treatment they have received (rolling 12 month period)	15	15	100.0%	96.7%	95.7%

\* Figures in italics indicate that the base number is less than 100.

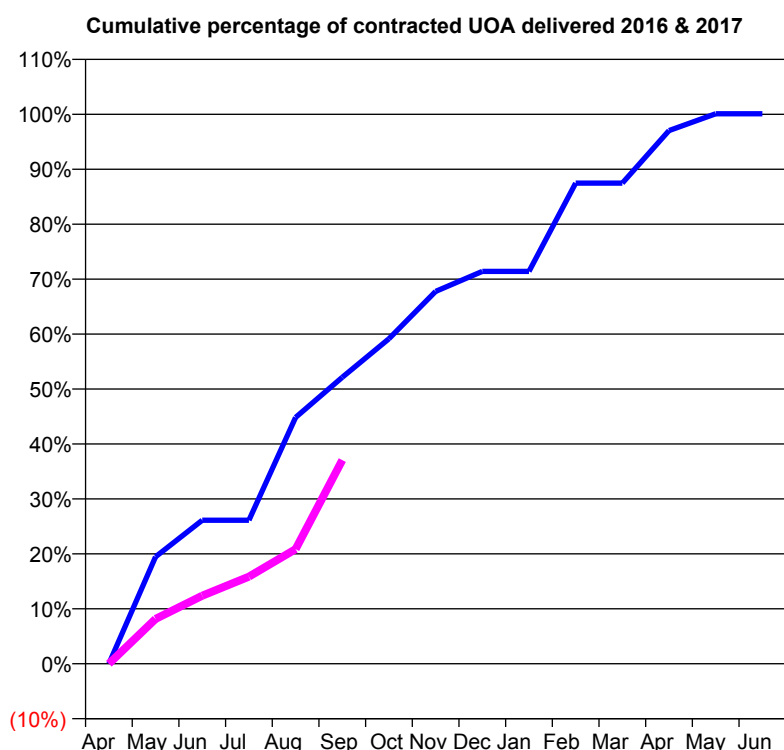
**Q49 - Vital Signs Orthodontic At a Glance Contract Report for 122955/0001 - September 2016**

Name or company name	Derwent House Orthodontics LTD
Contract type name	PDS Contract
Purpose of contract	Orthodontic
Contract start date	01/04/2011
Contract end date	31/03/2017

16/17 Contracted general activity (UDA)	0
Carry forward general activity (UDA)	0
16/17 Contracted orthodontic activity (UOA)	5,490
Carry forward orthodontic activity (UOA)	0
Baseline contract value	£360,497.42

**ACCESS**

	Contract	England and Wales
24 month ratio of assessments to patient IDs	1.03	1.10

**ACTIVITY**


Month	Adjusted Scheduled Activity (UOA)	
	2016	2017
April	0	0
May	1,478	448
June	1,982	680
July	1,982	871
August	3,401	1,146
September	3,954	2,034
October	4,487	
November	5,140	
December	5,417	
January	5,417	
February	6,634	
March	6,634	
April	7,360	
May	7,591	
June	7,591	

**QUALITY**

	Contract Quantity	Contract Base Number	Contract *	Region	England
% of all assessments that were assess and fit appliances (rolling 12 month period)	280	283	98.9%	54.2%	54.1%
% of all assessments that were assess and refuse (rolling 12 month period)	3	283	1.1%	12.5%	12.4%
% of all assessments that were assess and review (rolling 12 month period)	0	283	0.0%	33.3%	33.5%
% of terminated courses where treatment was abandoned or discontinued (rolling 12 month period)	22	364	6.0%	7.4%	7.2%
% of completed treatments indicating that PAR score was taken (year to date)	120	240	50.0%	55.7%	58.9%
Rate of removable appliances per 100 fixed appliances - proposed treatment (rolling 12 month period)	19	550	3.45	5.51	5.66
Rate of removable appliances per 100 fixed appliances - completed treatment (rolling 12 month period)	3	650	0.46	4.71	4.88
% of courses of treatment with removable appliances only - proposed treatment (rolling 12 month period)	1	280	0.4%	1.8%	2.1%
% of courses of treatment with removable appliances only - completed treatment (rolling 12 month period)	0	342	0.0%	1.0%	1.5%
% of patients satisfied with the treatment they have received (rolling 12 month period)	12	12	100.0%	96.7%	95.7%

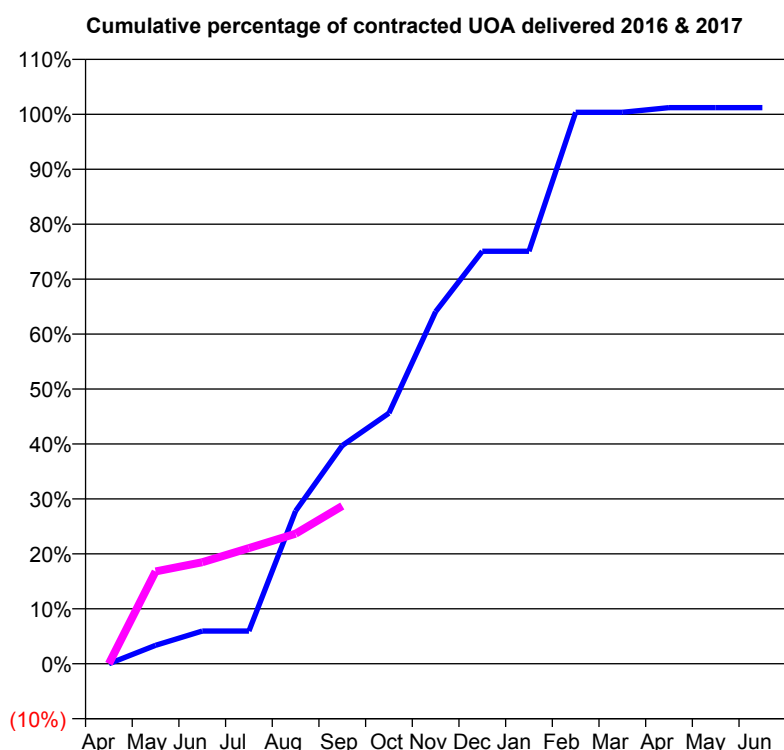
\* Figures in italics indicate that the base number is less than 100.

**Q49 - Vital Signs Orthodontic At a Glance Contract Report for 122955/0002 - September 2016**

Name or company name	Derwent House Orthodontics LTD
Contract type name	PDS Contract
Purpose of contract	Orthodontic
Contract start date	01/04/2011
Contract end date	31/03/2020

16/17 Contracted general activity (UDA)	0
Carry forward general activity (UDA)	0
16/17 Contracted orthodontic activity (UOA)	2,500
Carry forward orthodontic activity (UOA)	0
Baseline contract value	£148,889.10

ACCESS	Contract	England and Wales
24 month ratio of assessments to patient IDs	1.02	1.10

**ACTIVITY**


Month	Adjusted Scheduled Activity (UOA)	
	2016	2017
April	0	0
May	84	420
June	149	462
July	149	526
August	695	592
September	993	718
October	1,140	
November	1,602	
December	1,877	
January	1,877	
February	2,509	
March	2,509	
April	2,530	
May	2,530	
June	2,530	

QUALITY	Contract Quantity	Contract Base Number	Contract *	Region	England
% of all assessments that were assess and fit appliances (rolling 12 month period)	111	113	98.2%	54.2%	54.1%
% of all assessments that were assess and refuse (rolling 12 month period)	2	113	1.8%	12.5%	12.4%
% of all assessments that were assess and review (rolling 12 month period)	0	113	0.0%	33.3%	33.5%
% of terminated courses where treatment was abandoned or discontinued (rolling 12 month period)	5	145	3.4%	7.4%	7.2%
% of completed treatments indicating that PAR score was taken (year to date)	46	101	45.5%	55.7%	58.9%
Rate of removable appliances per 100 fixed appliances - proposed treatment (rolling 12 month period)	1	220	0.45	5.51	5.66
Rate of removable appliances per 100 fixed appliances - completed treatment (rolling 12 month period)	0	275	0.00	4.71	4.88
% of courses of treatment with removable appliances only - proposed treatment (rolling 12 month period)	0	111	0.0%	1.8%	2.1%
% of courses of treatment with removable appliances only - completed treatment (rolling 12 month period)	0	140	0.0%	1.0%	1.5%
% of patients satisfied with the treatment they have received (rolling 12 month period)	0	0	N/A	96.7%	95.7%

\* Figures in italics indicate that the base number is less than 100.

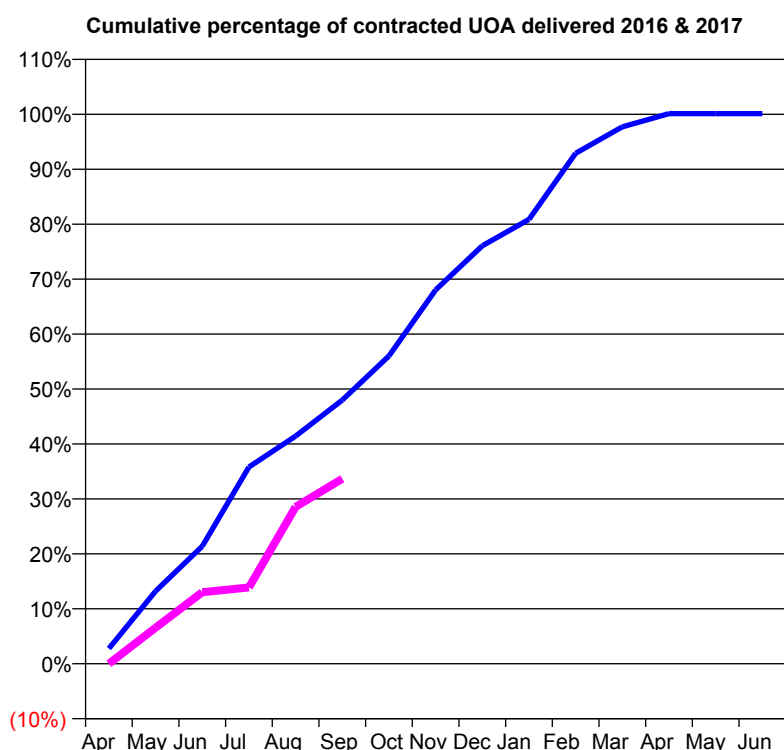
**Q49 - Vital Signs Orthodontic At a Glance Contract Report for 126624/0001 - September 2016**

Name or company name	The Killingworth Dental Practice Partnership
Contract type name	GDS Contract
Purpose of contract	General and Orthodontic
Contract start date	01/05/2013
Contract end date	

16/17 Contracted general activity (UDA)	58,286
Carry forward general activity (UDA)	0
16/17 Contracted orthodontic activity (UOA)	2,619
Carry forward orthodontic activity (UOA)	0
Baseline contract value	£1,848,836.48

**ACCESS**

	Contract	England and Wales
24 month ratio of assessments to patient IDs	1.00	1.10

**ACTIVITY**


Month	Adjusted Scheduled Activity (UOA)	
	2016	2017
April	73	0
May	346	172
June	560	341
July	938	364
August	1,085	748
September	1,257	882
October	1,467	
November	1,782	
December	1,992	
January	2,118	
February	2,433	
March	2,559	
April	2,622	
May	2,622	
June	2,622	

**QUALITY**

	Contract Quantity	Contract Base Number	Contract *	Region	England
% of all assessments that were assess and fit appliances (rolling 12 month period)	107	124	86.3%	54.2%	54.1%
% of all assessments that were assess and refuse (rolling 12 month period)	5	124	4.0%	12.5%	12.4%
% of all assessments that were assess and review (rolling 12 month period)	12	124	9.7%	33.3%	33.5%
% of terminated courses where treatment was abandoned or discontinued (rolling 12 month period)	9	89	10.1%	7.4%	7.2%
% of completed treatments indicating that PAR score was taken (year to date)	72	72	100.0%	55.7%	58.9%
Rate of removable appliances per 100 fixed appliances - proposed treatment (rolling 12 month period)	15	203	7.39	5.51	5.66
Rate of removable appliances per 100 fixed appliances - completed treatment (rolling 12 month period)	15	145	10.34	4.71	4.88
% of courses of treatment with removable appliances only - proposed treatment (rolling 12 month period)	1	107	0.9%	1.8%	2.1%
% of courses of treatment with removable appliances only - completed treatment (rolling 12 month period)	2	80	2.5%	1.0%	1.5%
% of patients satisfied with the treatment they have received (rolling 12 month period)	1	1	100.0%	96.7%	95.7%

\* Figures in italics indicate that the base number is less than 100.

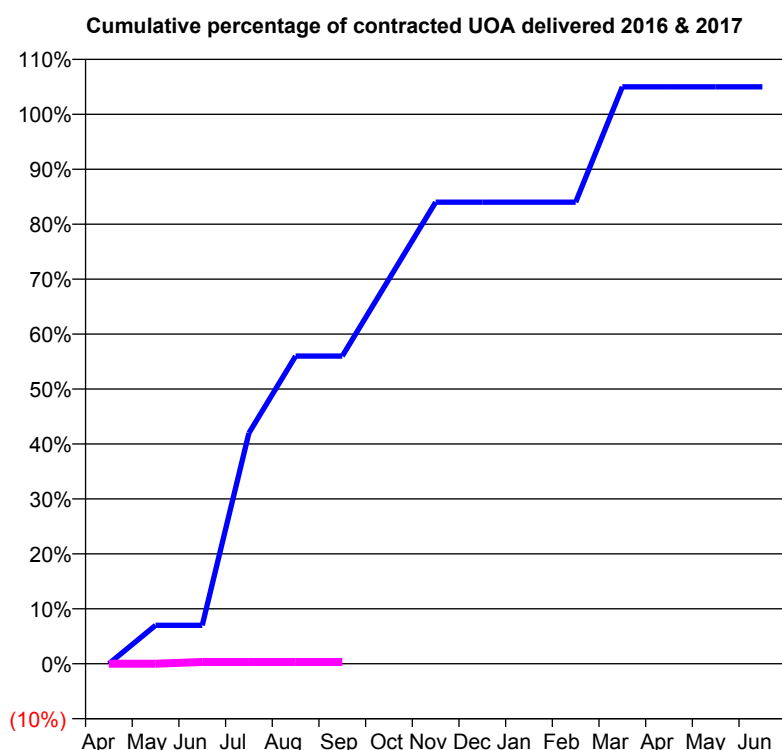
**Q49 - Vital Signs Orthodontic At a Glance Contract Report for 134058/0001 - September 2016**

Name or company name	Alison Brett Dental Care LLP
Contract type name	GDS Contract
Purpose of contract	General and Orthodontic
Contract start date	01/08/2012
Contract end date	

16/17 Contracted general activity (UDA)	35,029
Carry forward general activity (UDA)	0
16/17 Contracted orthodontic activity (UOA)	300
Carry forward orthodontic activity (UOA)	0
Baseline contract value	£1,018,122.34

**ACCESS**

	Contract	England and Wales
24 month ratio of assessments to patient IDs	1.03	1.10

**ACTIVITY**


Month	Adjusted Scheduled Activity (UOA)	
	2016	2017
April	0	0
May	21	0
June	21	1
July	126	1
August	168	1
September	168	1
October	210	
November	252	
December	252	
January	252	
February	252	
March	315	
April	315	
May	315	
June	315	

**QUALITY**

	Contract Quantity	Contract Base Number	Contract *	Region	England
% of all assessments that were assess and fit appliances (rolling 12 month period)	7	9	77.8%	54.2%	54.1%
% of all assessments that were assess and refuse (rolling 12 month period)	0	9	0.0%	12.5%	12.4%
% of all assessments that were assess and review (rolling 12 month period)	2	9	22.2%	33.3%	33.5%
% of terminated courses where treatment was abandoned or discontinued (rolling 12 month period)	3	23	13.0%	7.4%	7.2%
% of completed treatments indicating that PAR score was taken (year to date)	5	5	100.0%	55.7%	58.9%
Rate of removable appliances per 100 fixed appliances - proposed treatment (rolling 12 month period)	0	12	0.00	5.51	5.66
Rate of removable appliances per 100 fixed appliances - completed treatment (rolling 12 month period)	0	37	0.00	4.71	4.88
% of courses of treatment with removable appliances only - proposed treatment (rolling 12 month period)	0	7	0.0%	1.8%	2.1%
% of courses of treatment with removable appliances only - completed treatment (rolling 12 month period)	0	20	0.0%	1.0%	1.5%
% of patients satisfied with the treatment they have received (rolling 12 month period)	0	0	N/A	96.7%	95.7%

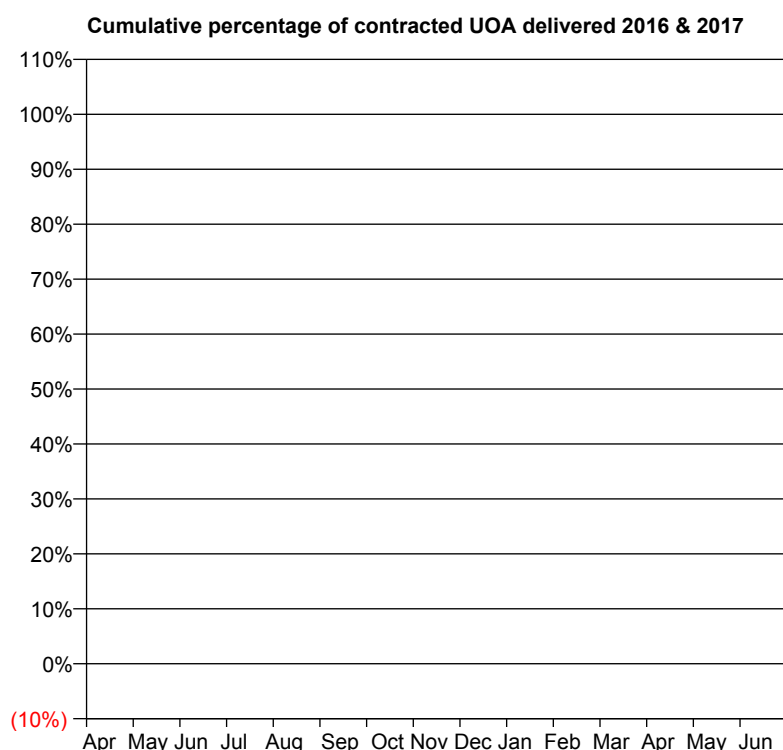
\* Figures in italics indicate that the base number is less than 100.

**Q49 - Vital Signs Orthodontic At a Glance Contract Report for 134910/0001 - September 2016**

Name or company name	Cumbria Partnership NHS FT - Carlisle & E	16/17 Contracted general activity (UDA)	0
Contract type name	PDS Contract	Carry forward general activity (UDA)	0
Purpose of contract	General	16/17 Contracted orthodontic activity (UOA)	0
Contract start date	06/10/2014	Carry forward orthodontic activity (UOA)	0
Contract end date	31/03/2017	Baseline contract value	£0.00

**ACCESS**

	Contract	England and Wales
24 month ratio of assessments to patient IDs	1.10	1.10

**ACTIVITY**


Adjusted Scheduled Activity (UOA)		
Month	2016	2017
April	0	0
May	23	24
June	44	240
July	67	454
August	69	610
September	218	784
October	350	
November	478	
December	613	
January	702	
February	1,150	
March	1,343	
April	1,427	
May	1,540	
June	1,603	

**QUALITY**

	Contract Quantity	Contract Base Number	Contract *	Region	England
% of all assessments that were assess and fit appliances (rolling 12 month period)	110	148	74.3%	54.2%	54.1%
% of all assessments that were assess and refuse (rolling 12 month period)	9	148	6.1%	12.5%	12.4%
% of all assessments that were assess and review (rolling 12 month period)	29	148	19.6%	33.3%	33.5%
% of terminated courses where treatment was abandoned or discontinued (rolling 12 month period)	23	77	29.9%	7.4%	7.2%
% of completed treatments indicating that PAR score was taken (year to date)	25	28	89.3%	55.7%	58.9%
Rate of removable appliances per 100 fixed appliances - proposed treatment (rolling 12 month period)	14	135	10.37	5.51	5.66
Rate of removable appliances per 100 fixed appliances - completed treatment (rolling 12 month period)	1	14	7.14	4.71	4.88
% of courses of treatment with removable appliances only - proposed treatment (rolling 12 month period)	14	110	12.7%	1.8%	2.1%
% of courses of treatment with removable appliances only - completed treatment (rolling 12 month period)	1	54	1.9%	1.0%	1.5%
% of patients satisfied with the treatment they have received (rolling 12 month period)	2	3	66.7%	96.7%	95.7%

\* Figures in italics indicate that the base number is less than 100.

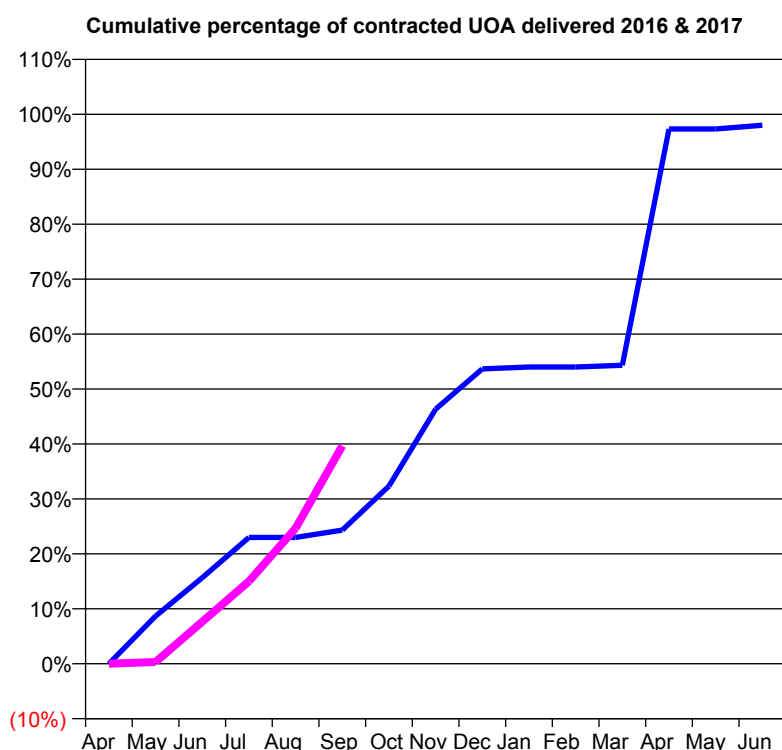
**Q49 - Vital Signs Orthodontic At a Glance Contract Report for 141593/0001 - September 2016**

Name or company name	J R P Jones and Associates
Contract type name	GDS Contract
Purpose of contract	General and Orthodontic
Contract start date	01/03/2012
Contract end date	

16/17 Contracted general activity (UDA)	26,411
Carry forward general activity (UDA)	0
16/17 Contracted orthodontic activity (UOA)	300
Carry forward orthodontic activity (UOA)	0
Baseline contract value	£697,967.49

**ACCESS**

	Contract	England and Wales
24 month ratio of assessments to patient IDs	1.02	1.10

**ACTIVITY**


Month	Adjusted Scheduled Activity (UOA)	
	2016	2017
April	0	0
May	26	1
June	47	23
July	69	45
August	69	74
September	73	119
October	97	
November	139	
December	161	
January	162	
February	162	
March	163	
April	292	
May	292	
June	294	

**QUALITY**

	Contract Quantity	Contract Base Number	Contract *	Region	England
% of all assessments that were assess and fit appliances (rolling 12 month period)	15	40	37.5%	54.2%	54.1%
% of all assessments that were assess and refuse (rolling 12 month period)	9	40	22.5%	12.5%	12.4%
% of all assessments that were assess and review (rolling 12 month period)	16	40	40.0%	33.3%	33.5%
% of terminated courses where treatment was abandoned or discontinued (rolling 12 month period)	0	5	0.0%	7.4%	7.2%
% of completed treatments indicating that PAR score was taken (year to date)	1	1	100.0%	55.7%	58.9%
Rate of removable appliances per 100 fixed appliances - proposed treatment (rolling 12 month period)	3	22	13.64	5.51	5.66
Rate of removable appliances per 100 fixed appliances - completed treatment (rolling 12 month period)	0	8	0.00	4.71	4.88
% of courses of treatment with removable appliances only - proposed treatment (rolling 12 month period)	1	15	6.7%	1.8%	2.1%
% of courses of treatment with removable appliances only - completed treatment (rolling 12 month period)	0	5	0.0%	1.0%	1.5%
% of patients satisfied with the treatment they have received (rolling 12 month period)	0	0	N/A	96.7%	95.7%

\* Figures in italics indicate that the base number is less than 100.

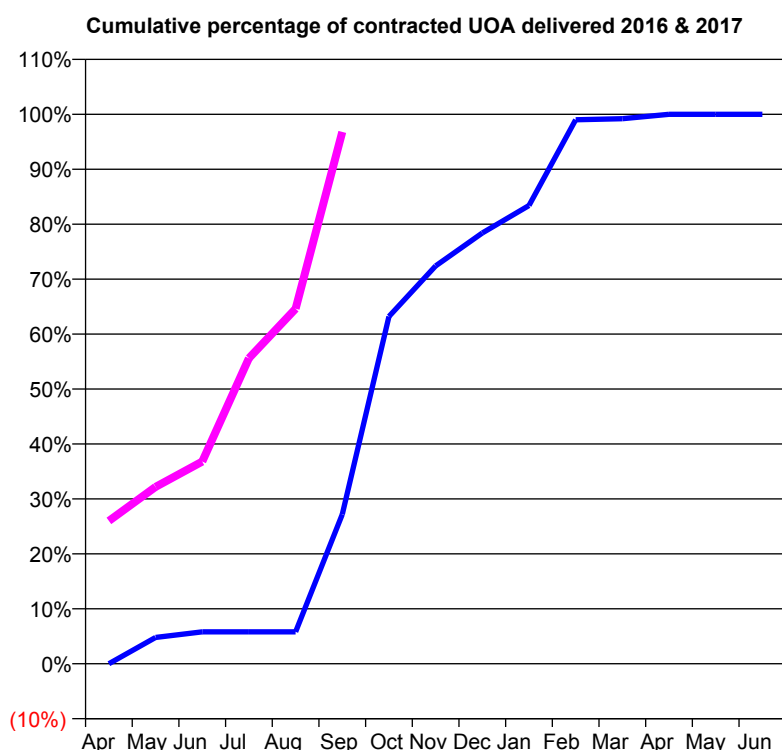
**Q49 - Vital Signs Orthodontic At a Glance Contract Report for 141852/0001 - September 2016**

Name or company name	Perfect Smile Gateshead Partnership
Contract type name	GDS Contract
Purpose of contract	General and Orthodontic
Contract start date	01/07/2014
Contract end date	

16/17 Contracted general activity (UDA)	28,872
Carry forward general activity (UDA)	0
16/17 Contracted orthodontic activity (UOA)	500
Carry forward orthodontic activity (UOA)	0
Baseline contract value	£849,088.12

**ACCESS**

	Contract	England and Wales
24 month ratio of assessments to patient IDs	1.15	1.10

**ACTIVITY**


Month	Adjusted Scheduled Activity (UOA)	
	2016	2017
April	0	130
May	24	161
June	29	184
July	29	278
August	29	323
September	136	484
October	316	
November	362	
December	392	
January	417	
February	495	
March	496	
April	500	
May	500	
June	500	

**QUALITY**

	Contract Quantity	Contract Base Number	Contract *	Region	England
% of all assessments that were assess and fit appliances (rolling 12 month period)	37	125	29.6%	54.2%	54.1%
% of all assessments that were assess and refuse (rolling 12 month period)	9	125	7.2%	12.5%	12.4%
% of all assessments that were assess and review (rolling 12 month period)	79	125	63.2%	33.3%	33.5%
% of terminated courses where treatment was abandoned or discontinued (rolling 12 month period)	1	2	50.0%	7.4%	7.2%
% of completed treatments indicating that PAR score was taken (year to date)	0	0	N/A	55.7%	58.9%
Rate of removable appliances per 100 fixed appliances - proposed treatment (rolling 12 month period)	1	36	2.78	5.51	5.66
Rate of removable appliances per 100 fixed appliances - completed treatment (rolling 12 month period)	1	0	N/A	4.71	4.88
% of courses of treatment with removable appliances only - proposed treatment (rolling 12 month period)	1	37	2.7%	1.8%	2.1%
% of courses of treatment with removable appliances only - completed treatment (rolling 12 month period)	1	1	100.0%	1.0%	1.5%
% of patients satisfied with the treatment they have received (rolling 12 month period)	1	1	100.0%	96.7%	95.7%

\* Figures in italics indicate that the base number is less than 100.



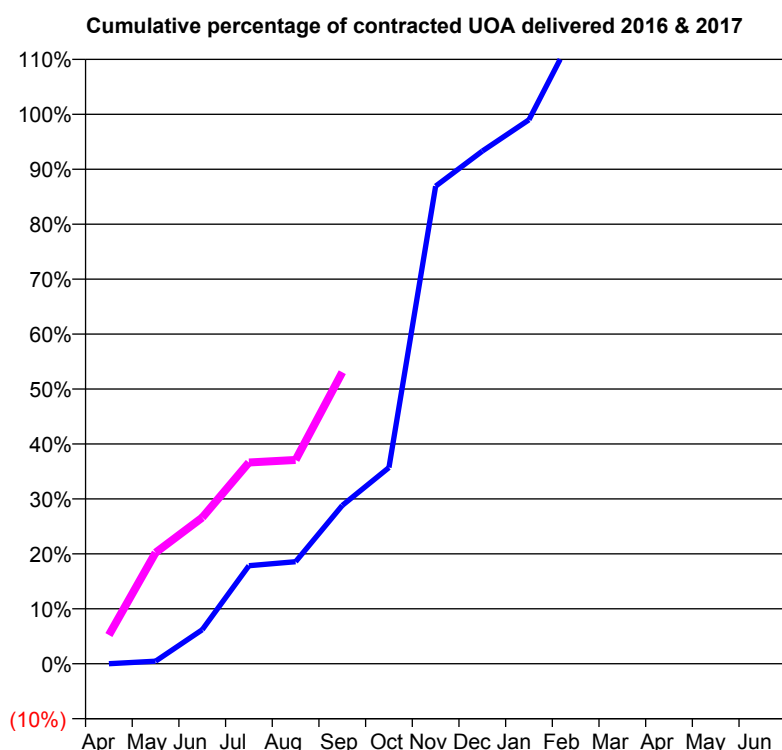
**Q49 - Vital Signs Orthodontic At a Glance Contract Report for 157457/0001 - September 2016**

Name or company name	Northumbria Dental Care Limited
Contract type name	Pilot Contract
Purpose of contract	General and Orthodontic
Contract start date	01/01/2012
Contract end date	

16/17 Contracted general activity (UDA)	12,713
Carry forward general activity (UDA)	0
16/17 Contracted orthodontic activity (UOA)	420
Carry forward orthodontic activity (UOA)	0
Baseline contract value	£379,460.70

**ACCESS**

	Contract	England and Wales
24 month ratio of assessments to patient IDs	1.12	1.10

**ACTIVITY**


Month	Adjusted Scheduled Activity (UOA)	
	2016	2017
April	0	22
May	2	85
June	26	112
July	75	154
August	78	156
September	121	223
October	150	
November	365	
December	392	
January	416	
February	485	
March	493	
April	496	
May	497	
June	497	

**QUALITY**

	Contract Quantity	Contract Base Number	Contract *	Region	England
% of all assessments that were assess and fit appliances (rolling 12 month period)	26	81	32.1%	54.2%	54.1%
% of all assessments that were assess and refuse (rolling 12 month period)	16	81	19.8%	12.5%	12.4%
% of all assessments that were assess and review (rolling 12 month period)	39	81	48.1%	33.3%	33.5%
% of terminated courses where treatment was abandoned or discontinued (rolling 12 month period)	3	5	60.0%	7.4%	7.2%
% of completed treatments indicating that PAR score was taken (year to date)	1	1	100.0%	55.7%	58.9%
Rate of removable appliances per 100 fixed appliances - proposed treatment (rolling 12 month period)	3	14	21.43	5.51	5.66
Rate of removable appliances per 100 fixed appliances - completed treatment (rolling 12 month period)	0	0	N/A	4.71	4.88
% of courses of treatment with removable appliances only - proposed treatment (rolling 12 month period)	3	26	11.5%	1.8%	2.1%
% of courses of treatment with removable appliances only - completed treatment (rolling 12 month period)	0	2	0.0%	1.0%	1.5%
% of patients satisfied with the treatment they have received (rolling 12 month period)	0	0	N/A	96.7%	95.7%

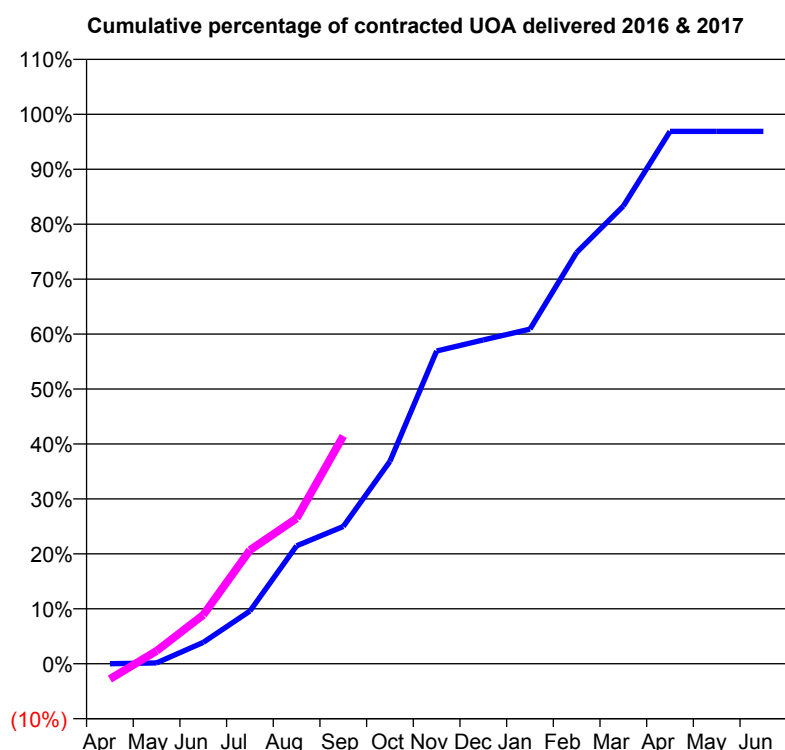
\* Figures in italics indicate that the base number is less than 100.

**Q49 - Vital Signs Orthodontic At a Glance Contract Report for 170011/0001 - September 2016**

Name or company name	SRDP	16/17 Contracted general activity (UDA)	74,715
Contract type name	GDS Contract	Carry forward general activity (UDA)	0
Purpose of contract	General and Orthodontic	16/17 Contracted orthodontic activity (UOA)	1,281
Contract start date	01/10/2007	Carry forward orthodontic activity (UOA)	40
Contract end date		Baseline contract value	£2,089,637.04

**ACCESS**

	Contract	England and Wales
24 month ratio of assessments to patient IDs	1.02	1.10

**ACTIVITY**


Month	Adjusted Scheduled Activity (UOA)	
	2016	2017
April	0	-36
May	2	30
June	50	114
July	123	265
August	275	339
September	320	531
October	472	
November	729	
December	755	
January	780	
February	959	
March	1,067	
April	1,241	
May	1,241	
June	1,241	

**QUALITY**

	Contract Quantity	Contract Base Number	Contract *	Region	England
% of all assessments that were assess and fit appliances (rolling 12 month period)	71	121	58.7%	54.2%	54.1%
% of all assessments that were assess and refuse (rolling 12 month period)	13	121	10.7%	12.5%	12.4%
% of all assessments that were assess and review (rolling 12 month period)	37	121	30.6%	33.3%	33.5%
% of terminated courses where treatment was abandoned or discontinued (rolling 12 month period)	11	110	10.0%	7.4%	7.2%
% of completed treatments indicating that PAR score was taken (year to date)	40	44	90.9%	55.7%	58.9%
Rate of removable appliances per 100 fixed appliances - proposed treatment (rolling 12 month period)	11	135	8.15	5.51	5.66
Rate of removable appliances per 100 fixed appliances - completed treatment (rolling 12 month period)	7	189	3.70	4.71	4.88
% of courses of treatment with removable appliances only - proposed treatment (rolling 12 month period)	3	71	4.2%	1.8%	2.1%
% of courses of treatment with removable appliances only - completed treatment (rolling 12 month period)	0	99	0.0%	1.0%	1.5%
% of patients satisfied with the treatment they have received (rolling 12 month period)	0	0	N/A	96.7%	95.7%

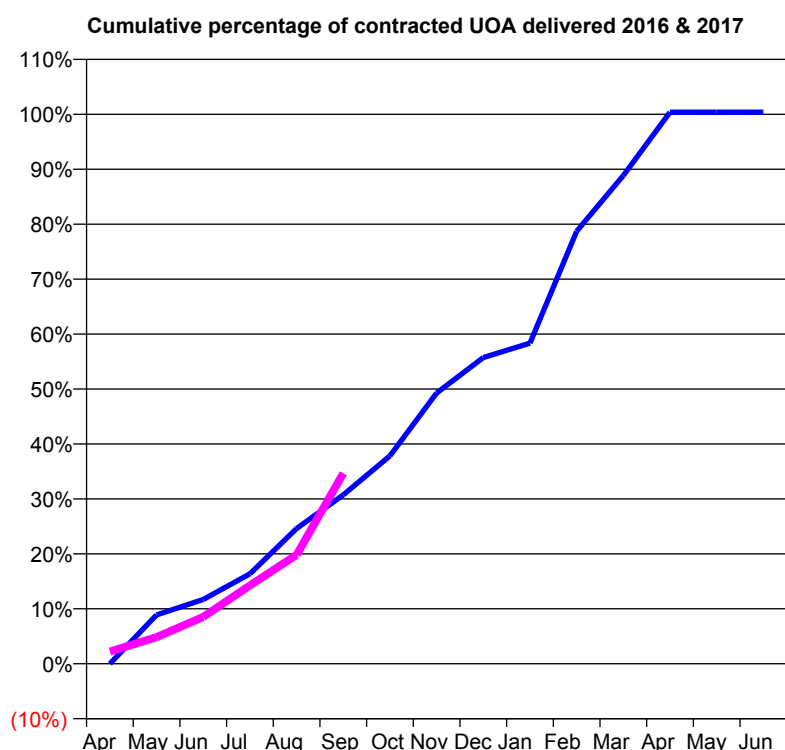
\* Figures in italics indicate that the base number is less than 100.

**Q49 - Vital Signs Orthodontic At a Glance Contract Report for 170011/0003 - September 2016**

Name or company name	SRDP	16/17 Contracted general activity (UDA)	0
Contract type name	PDS Contract	Carry forward general activity (UDA)	0
Purpose of contract	Orthodontic	16/17 Contracted orthodontic activity (UOA)	12,550
Contract start date	01/04/2012	Carry forward orthodontic activity (UOA)	0
Contract end date	31/03/2022	Baseline contract value	£699,757.29

**ACCESS**

	Contract	England and Wales
24 month ratio of assessments to patient IDs	1.07	1.10

**ACTIVITY**


Month	Adjusted Scheduled Activity (UOA)	
	2016	2017
April	0	278
May	1,302	608
June	1,716	1,072
July	2,398	1,789
August	3,606	2,487
September	4,501	4,351
October	5,543	
November	7,218	
December	8,166	
January	8,550	
February	11,532	
March	13,017	
April	14,705	
May	14,705	
June	14,706	

**QUALITY**

	Contract Quantity	Contract Base Number	Contract *	Region	England
% of all assessments that were assess and fit appliances (rolling 12 month period)	678	1,093	62.0%	54.2%	54.1%
% of all assessments that were assess and refuse (rolling 12 month period)	39	1,093	3.6%	12.5%	12.4%
% of all assessments that were assess and review (rolling 12 month period)	376	1,093	34.4%	33.3%	33.5%
% of terminated courses where treatment was abandoned or discontinued (rolling 12 month period)	21	262	8.0%	7.4%	7.2%
% of completed treatments indicating that PAR score was taken (year to date)	141	164	86.0%	55.7%	58.9%
Rate of removable appliances per 100 fixed appliances - proposed treatment (rolling 12 month period)	73	1,327	5.50	5.51	5.66
Rate of removable appliances per 100 fixed appliances - completed treatment (rolling 12 month period)	21	450	4.67	4.71	4.88
% of courses of treatment with removable appliances only - proposed treatment (rolling 12 month period)	9	678	1.3%	1.8%	2.1%
% of courses of treatment with removable appliances only - completed treatment (rolling 12 month period)	9	241	3.7%	1.0%	1.5%
% of patients satisfied with the treatment they have received (rolling 12 month period)	18	18	100.0%	96.7%	95.7%

\* Figures in italics indicate that the base number is less than 100.

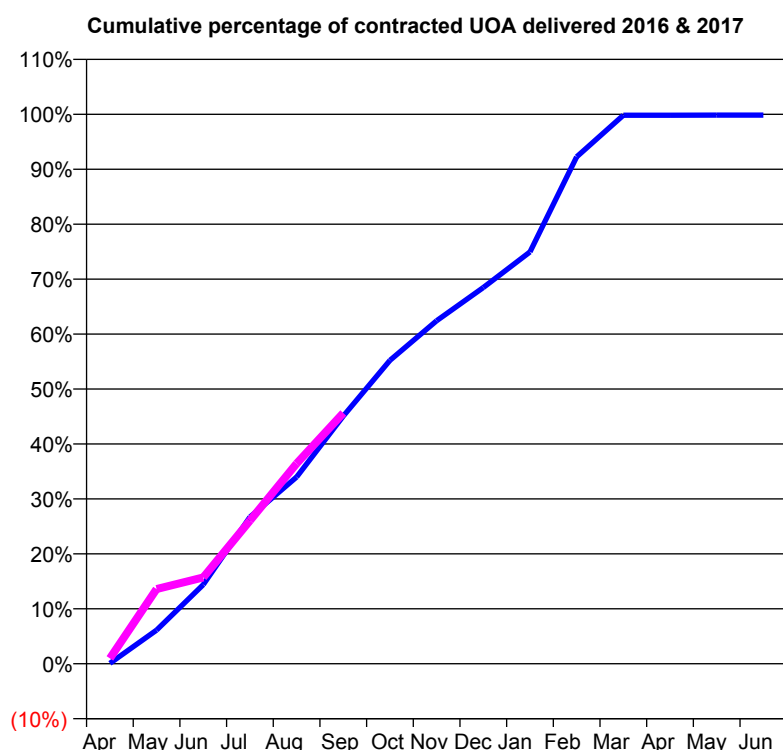
**Q49 - Vital Signs Orthodontic At a Glance Contract Report for 176648/0001 - September 2016**

Name or company name	South Tyneside Smiles Limited
Contract type name	GDS Contract
Purpose of contract	General and Orthodontic
Contract start date	01/04/2008
Contract end date	

16/17 Contracted general activity (UDA)	95,974
Carry forward general activity (UDA)	0
16/17 Contracted orthodontic activity (UOA)	2,119
Carry forward orthodontic activity (UOA)	3
Baseline contract value	£2,707,709.95

**ACCESS**

	Contract	England and Wales
24 month ratio of assessments to patient IDs	1.07	1.10

**ACTIVITY**


Month	Adjusted Scheduled Activity (UOA)	
	2016	2017
April	2	21
May	130	288
June	305	333
July	566	552
August	720	772
September	955	967
October	1,170	
November	1,323	
December	1,451	
January	1,588	
February	1,955	
March	2,115	
April	2,115	
May	2,116	
June	2,116	

**QUALITY**

	Contract Quantity	Contract Base Number	Contract *	Region	England
% of all assessments that were assess and fit appliances (rolling 12 month period)	99	187	52.9%	54.2%	54.1%
% of all assessments that were assess and refuse (rolling 12 month period)	24	187	12.8%	12.5%	12.4%
% of all assessments that were assess and review (rolling 12 month period)	64	187	34.2%	33.3%	33.5%
% of terminated courses where treatment was abandoned or discontinued (rolling 12 month period)	8	86	9.3%	7.4%	7.2%
% of completed treatments indicating that PAR score was taken (year to date)	34	35	97.1%	55.7%	58.9%
Rate of removable appliances per 100 fixed appliances - proposed treatment (rolling 12 month period)	8	179	4.47	5.51	5.66
Rate of removable appliances per 100 fixed appliances - completed treatment (rolling 12 month period)	5	144	3.47	4.71	4.88
% of courses of treatment with removable appliances only - proposed treatment (rolling 12 month period)	2	99	2.0%	1.8%	2.1%
% of courses of treatment with removable appliances only - completed treatment (rolling 12 month period)	2	78	2.6%	1.0%	1.5%
% of patients satisfied with the treatment they have received (rolling 12 month period)	2	2	100.0%	96.7%	95.7%

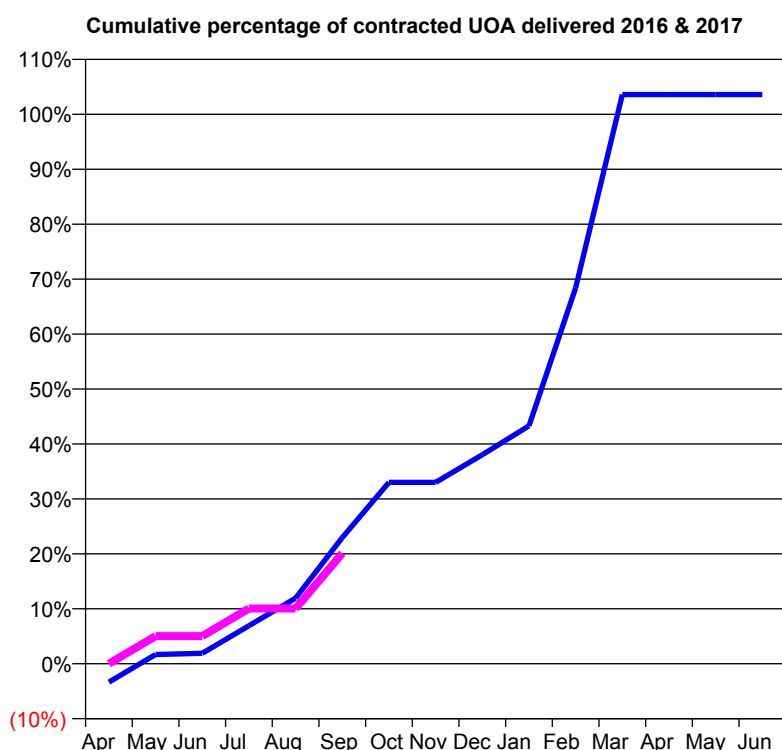
\* Figures in italics indicate that the base number is less than 100.

**Q49 - Vital Signs Orthodontic At a Glance Contract Report for 177644/0001 - September 2016**

Name or company name	Goodteeth Dental Surgeries Ltd
Contract type name	GDS Contract
Purpose of contract	General and Orthodontic
Contract start date	01/09/2009
Contract end date	

16/17 Contracted general activity (UDA)	8,745
Carry forward general activity (UDA)	0
16/17 Contracted orthodontic activity (UOA)	418
Carry forward orthodontic activity (UOA)	0
Baseline contract value	£233,729.16

ACCESS	Contract	England and Wales
24 month ratio of assessments to patient IDs	1.02	1.10

**ACTIVITY**


Month	Adjusted Scheduled Activity (UOA)	
	2016	2017
April	-14	0
May	7	21
June	8	21
July	29	42
August	50	42
September	96	84
October	138	
November	138	
December	159	
January	181	
February	286	
March	433	
April	433	
May	433	
June	433	

QUALITY	Contract Quantity	Contract Base Number	Contract *	Region	England
% of all assessments that were assess and fit appliances (rolling 12 month period)	21	22	95.5%	54.2%	54.1%
% of all assessments that were assess and refuse (rolling 12 month period)	1	22	4.5%	12.5%	12.4%
% of all assessments that were assess and review (rolling 12 month period)	0	22	0.0%	33.3%	33.5%
% of terminated courses where treatment was abandoned or discontinued (rolling 12 month period)	0	0	N/A	7.4%	7.2%
% of completed treatments indicating that PAR score was taken (year to date)	0	0	N/A	55.7%	58.9%
Rate of removable appliances per 100 fixed appliances - proposed treatment (rolling 12 month period)	0	20	0.00	5.51	5.66
Rate of removable appliances per 100 fixed appliances - completed treatment (rolling 12 month period)	0	0	N/A	4.71	4.88
% of courses of treatment with removable appliances only - proposed treatment (rolling 12 month period)	0	21	0.0%	1.8%	2.1%
% of courses of treatment with removable appliances only - completed treatment (rolling 12 month period)	0	0	N/A	1.0%	1.5%
% of patients satisfied with the treatment they have received (rolling 12 month period)	0	0	N/A	96.7%	95.7%

\* Figures in italics indicate that the base number is less than 100.

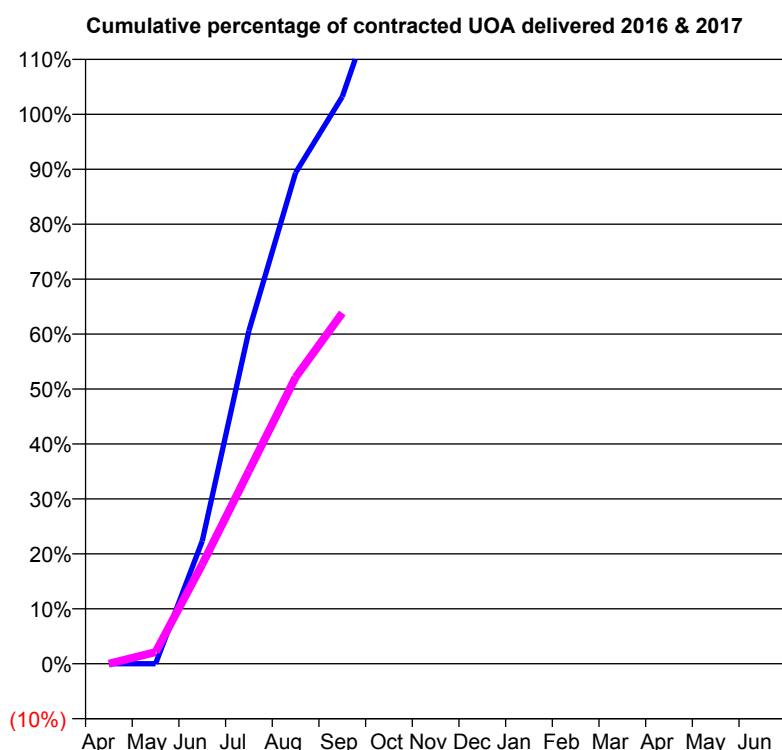
**Q49 - Vital Signs Orthodontic At a Glance Contract Report for 177709/0001 - September 2016**

Name or company name	Green Dental Partnership
Contract type name	GDS Contract
Purpose of contract	General and Orthodontic
Contract start date	01/04/2013
Contract end date	

16/17 Contracted general activity (UDA)	1,466
Carry forward general activity (UDA)	0
16/17 Contracted orthodontic activity (UOA)	94
Carry forward orthodontic activity (UOA)	0
Baseline contract value	£36,966.81

**ACCESS**

	Contract	England and Wales
24 month ratio of assessments to patient IDs	1.34	1.10

**ACTIVITY**


Month	Adjusted Scheduled Activity (UOA)	
	2016	2017
April	0	0
May	0	2
June	21	17
July	57	33
August	84	49
September	97	60
October	120	
November	128	
December	136	
January	149	
February	150	
March	150	
April	150	
May	150	
June	150	

**QUALITY**

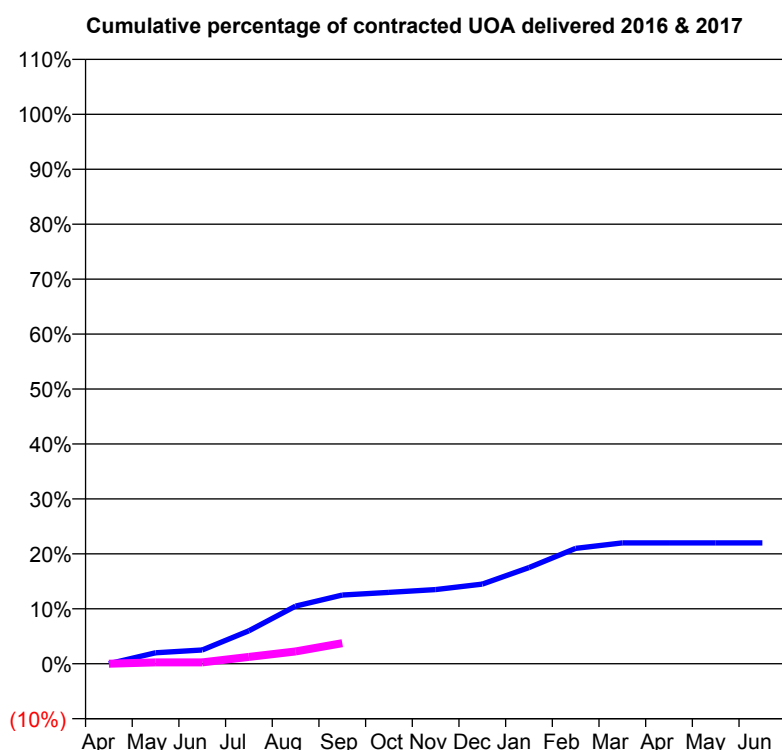
	Contract Quantity	Contract Base Number	Contract *	Region	England
% of all assessments that were assess and fit appliances (rolling 12 month period)	0	115	0.0%	54.2%	54.1%
% of all assessments that were assess and refuse (rolling 12 month period)	0	115	0.0%	12.5%	12.4%
% of all assessments that were assess and review (rolling 12 month period)	115	115	100.0%	33.3%	33.5%
% of terminated courses where treatment was abandoned or discontinued (rolling 12 month period)	0	0	N/A	7.4%	7.2%
% of completed treatments indicating that PAR score was taken (year to date)	0	0	N/A	55.7%	58.9%
Rate of removable appliances per 100 fixed appliances - proposed treatment (rolling 12 month period)	0	0	N/A	5.51	5.66
Rate of removable appliances per 100 fixed appliances - completed treatment (rolling 12 month period)	0	0	N/A	4.71	4.88
% of courses of treatment with removable appliances only - proposed treatment (rolling 12 month period)	0	0	N/A	1.8%	2.1%
% of courses of treatment with removable appliances only - completed treatment (rolling 12 month period)	0	0	N/A	1.0%	1.5%
% of patients satisfied with the treatment they have received (rolling 12 month period)	0	0	N/A	96.7%	95.7%

\* Figures in italics indicate that the base number is less than 100.

**Q49 - Vital Signs Orthodontic At a Glance Contract Report for 183962/0001 - September 2016**

Name or company name	Goodwin and Associates	16/17 Contracted general activity (UDA)	14,876
Contract type name	Pilot Contract	Carry forward general activity (UDA)	0
Purpose of contract	General and Orthodontic	16/17 Contracted orthodontic activity (UOA)	400
Contract start date	01/04/2008	Carry forward orthodontic activity (UOA)	0
Contract end date		Baseline contract value	£764,305.27

ACCESS	Contract	England and Wales
24 month ratio of assessments to patient IDs	1.01	1.10

**ACTIVITY**


Month	Adjusted Scheduled Activity (UOA)	
	2016	2017
April	0	0
May	4	1
June	5	1
July	12	5
August	21	9
September	25	15
October	26	
November	27	
December	29	
January	35	
February	42	
March	44	
April	44	
May	44	
June	44	

QUALITY	Contract Quantity	Contract Base Number	Contract *	Region	England
% of all assessments that were assess and fit appliances (rolling 12 month period)	0	36	0.0%	54.2%	54.1%
% of all assessments that were assess and refuse (rolling 12 month period)	0	36	0.0%	12.5%	12.4%
% of all assessments that were assess and review (rolling 12 month period)	36	36	100.0%	33.3%	33.5%
% of terminated courses where treatment was abandoned or discontinued (rolling 12 month period)	0	0	N/A	7.4%	7.2%
% of completed treatments indicating that PAR score was taken (year to date)	0	0	N/A	55.7%	58.9%
Rate of removable appliances per 100 fixed appliances - proposed treatment (rolling 12 month period)	0	0	N/A	5.51	5.66
Rate of removable appliances per 100 fixed appliances - completed treatment (rolling 12 month period)	0	0	N/A	4.71	4.88
% of courses of treatment with removable appliances only - proposed treatment (rolling 12 month period)	0	0	N/A	1.8%	2.1%
% of courses of treatment with removable appliances only - completed treatment (rolling 12 month period)	0	0	N/A	1.0%	1.5%
% of patients satisfied with the treatment they have received (rolling 12 month period)	0	0	N/A	96.7%	95.7%

\* Figures in italics indicate that the base number is less than 100.

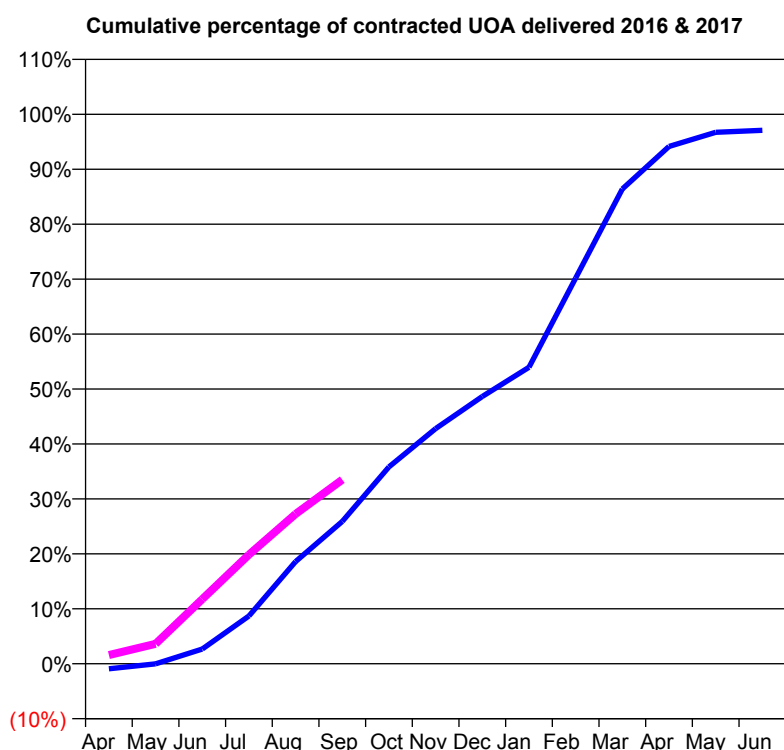
**Q49 - Vital Signs Orthodontic At a Glance Contract Report for 186872/0018 - September 2016**

Name or company name	ORTHOWORLD 2000 LTD
Contract type name	PDS Contract
Purpose of contract	Orthodontic
Contract start date	01/07/2012
Contract end date	30/06/2022

16/17 Contracted general activity (UDA)	0
Carry forward general activity (UDA)	0
16/17 Contracted orthodontic activity (UOA)	9,586
Carry forward orthodontic activity (UOA)	0
Baseline contract value	£544,541.53

**ACCESS**

	Contract	England and Wales
24 month ratio of assessments to patient IDs	1.07	1.10

**ACTIVITY**


Month	Adjusted Scheduled Activity (UOA)	
	2016	2017
April	-106	152
May	-5	348
June	307	1,128
July	997	1,905
August	2,132	2,614
September	2,970	3,211
October	4,108	
November	4,906	
December	5,578	
January	6,186	
February	8,048	
March	9,906	
April	10,794	
May	11,088	
June	11,130	

**QUALITY**

	Contract Quantity	Contract Base Number	Contract *	Region	England
% of all assessments that were assess and fit appliances (rolling 12 month period)	542	868	62.4%	54.2%	54.1%
% of all assessments that were assess and refuse (rolling 12 month period)	121	868	13.9%	12.5%	12.4%
% of all assessments that were assess and review (rolling 12 month period)	205	868	23.6%	33.3%	33.5%
% of terminated courses where treatment was abandoned or discontinued (rolling 12 month period)	11	377	2.9%	7.4%	7.2%
% of completed treatments indicating that PAR score was taken (year to date)	14	147	9.5%	55.7%	58.9%
Rate of removable appliances per 100 fixed appliances - proposed treatment (rolling 12 month period)	80	1,067	7.50	5.51	5.66
Rate of removable appliances per 100 fixed appliances - completed treatment (rolling 12 month period)	18	718	2.51	4.71	4.88
% of courses of treatment with removable appliances only - proposed treatment (rolling 12 month period)	3	542	0.6%	1.8%	2.1%
% of courses of treatment with removable appliances only - completed treatment (rolling 12 month period)	1	366	0.3%	1.0%	1.5%
% of patients satisfied with the treatment they have received (rolling 12 month period)	10	10	100.0%	96.7%	95.7%

\* Figures in italics indicate that the base number is less than 100.



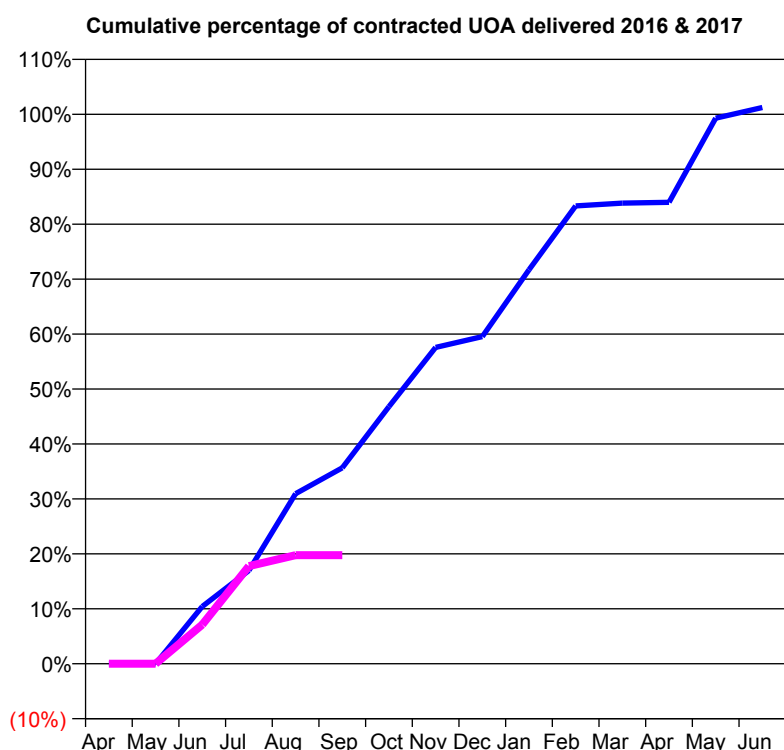
**Q49 - Vital Signs Orthodontic At a Glance Contract Report for 191639/0001 - September 2016**

Name or company name	Osborne Orthodontics Ltd
Contract type name	PDS Contract
Purpose of contract	Orthodontic
Contract start date	01/01/2013
Contract end date	31/03/2017

16/17 Contracted general activity (UDA)	0
Carry forward general activity (UDA)	0
16/17 Contracted orthodontic activity (UOA)	5,411
Carry forward orthodontic activity (UOA)	0
Baseline contract value	£307,467.91

**ACCESS**

	Contract	England and Wales
24 month ratio of assessments to patient IDs	1.21	1.10

**ACTIVITY**


Month	Adjusted Scheduled Activity (UOA)	
	2016	2017
April	0	0
May	0	0
June	564	385
July	918	962
August	1,675	1,069
September	1,929	1,069
October	2,532	
November	3,115	
December	3,221	
January	3,880	
February	4,509	
March	4,536	
April	4,544	
May	5,372	
June	5,477	

**QUALITY**

	Contract Quantity	Contract Base Number	Contract *	Region	England
% of all assessments that were assess and fit appliances (rolling 12 month period)	217	397	54.7%	54.2%	54.1%
% of all assessments that were assess and refuse (rolling 12 month period)	64	397	16.1%	12.5%	12.4%
% of all assessments that were assess and review (rolling 12 month period)	116	397	29.2%	33.3%	33.5%
% of terminated courses where treatment was abandoned or discontinued (rolling 12 month period)	5	157	3.2%	7.4%	7.2%
% of completed treatments indicating that PAR score was taken (year to date)	5	82	6.1%	55.7%	58.9%
Rate of removable appliances per 100 fixed appliances - proposed treatment (rolling 12 month period)	18	283	6.36	5.51	5.66
Rate of removable appliances per 100 fixed appliances - completed treatment (rolling 12 month period)	5	146	3.42	4.71	4.88
% of courses of treatment with removable appliances only - proposed treatment (rolling 12 month period)	8	217	3.7%	1.8%	2.1%
% of courses of treatment with removable appliances only - completed treatment (rolling 12 month period)	1	152	0.7%	1.0%	1.5%
% of patients satisfied with the treatment they have received (rolling 12 month period)	4	5	80.0%	96.7%	95.7%

\* Figures in italics indicate that the base number is less than 100.

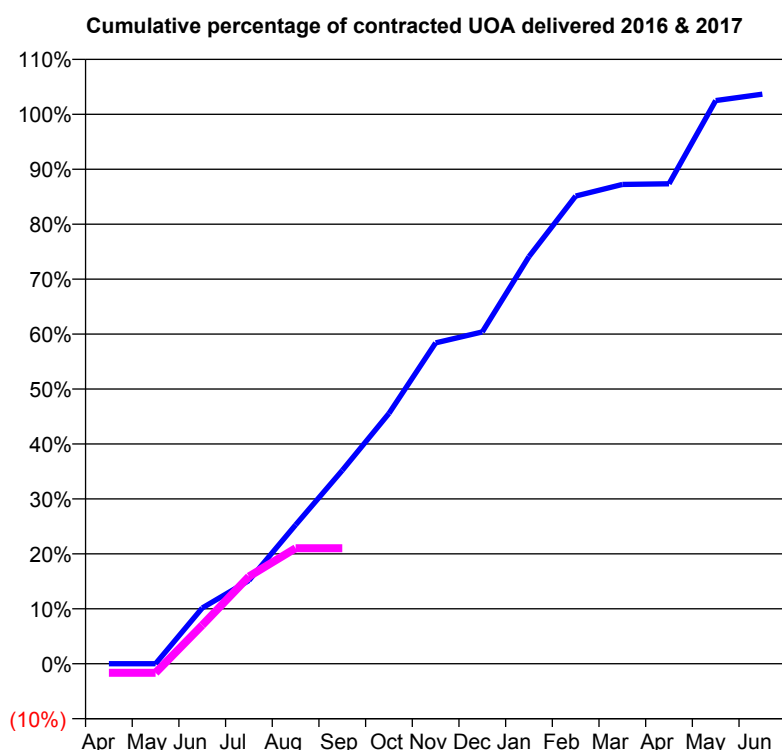
**Q49 - Vital Signs Orthodontic At a Glance Contract Report for 191639/0002 - September 2016**

Name or company name	Osborne Orthodontics Ltd
Contract type name	PDS Contract
Purpose of contract	Orthodontic
Contract start date	01/01/2013
Contract end date	30/09/2017

16/17 Contracted general activity (UDA)	0
Carry forward general activity (UDA)	0
16/17 Contracted orthodontic activity (UOA)	5,411
Carry forward orthodontic activity (UOA)	90
Baseline contract value	£307,467.91

**ACCESS**

	Contract	England and Wales
24 month ratio of assessments to patient IDs	1.22	1.10

**ACTIVITY**


Month	Adjusted Scheduled Activity (UOA)	
	2016	2017
April	0	-90
May	0	-90
June	549	380
July	820	859
August	1,368	1,138
September	1,905	1,138
October	2,465	
November	3,160	
December	3,267	
January	4,009	
February	4,606	
March	4,720	
April	4,727	
May	5,546	
June	5,609	

**QUALITY**

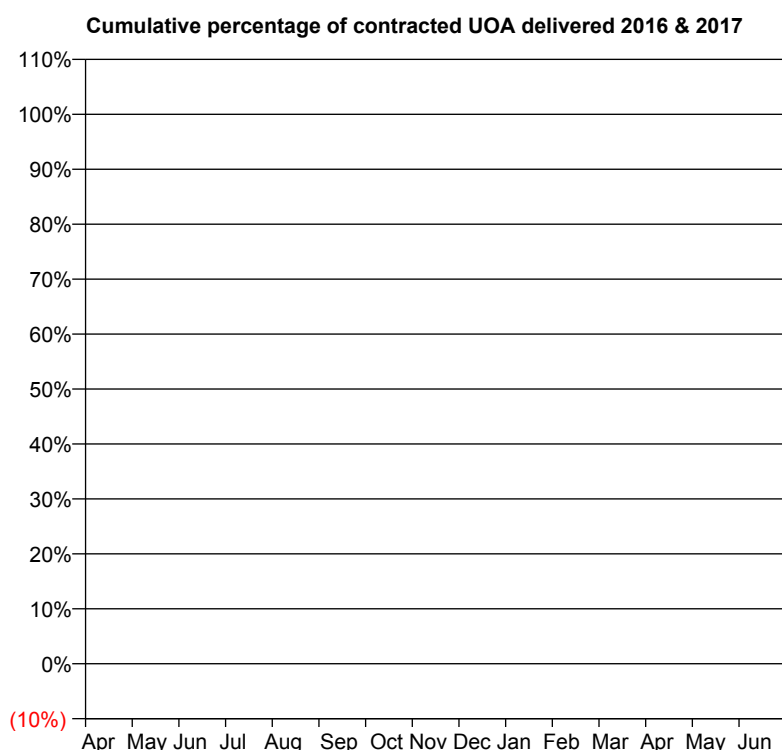
	Contract Quantity	Contract Base Number	Contract *	Region	England
% of all assessments that were assess and fit appliances (rolling 12 month period)	230	425	54.1%	54.2%	54.1%
% of all assessments that were assess and refuse (rolling 12 month period)	70	425	16.5%	12.5%	12.4%
% of all assessments that were assess and review (rolling 12 month period)	125	425	29.4%	33.3%	33.5%
% of terminated courses where treatment was abandoned or discontinued (rolling 12 month period)	9	184	4.9%	7.4%	7.2%
% of completed treatments indicating that PAR score was taken (year to date)	2	92	2.2%	55.7%	58.9%
Rate of removable appliances per 100 fixed appliances - proposed treatment (rolling 12 month period)	24	262	9.16	5.51	5.66
Rate of removable appliances per 100 fixed appliances - completed treatment (rolling 12 month period)	3	174	1.72	4.71	4.88
% of courses of treatment with removable appliances only - proposed treatment (rolling 12 month period)	13	230	5.7%	1.8%	2.1%
% of courses of treatment with removable appliances only - completed treatment (rolling 12 month period)	2	175	1.1%	1.0%	1.5%
% of patients satisfied with the treatment they have received (rolling 12 month period)	3	4	75.0%	96.7%	95.7%

\* Figures in italics indicate that the base number is less than 100.

**Q49 - Vital Signs Orthodontic At a Glance Contract Report for 192937/0001 - September 2016**

Name or company name	Cumbria P'ship NHS FT - Furness & South	16/17 Contracted general activity (UDA)	0
Contract type name	PDS Contract	Carry forward general activity (UDA)	0
Purpose of contract	General	16/17 Contracted orthodontic activity (UOA)	0
Contract start date	06/10/2014	Carry forward orthodontic activity (UOA)	0
Contract end date	31/03/2017	Baseline contract value	£0.00

ACCESS	Contract	England and Wales
24 month ratio of assessments to patient IDs	1.13	1.10

**ACTIVITY**


Month	Adjusted Scheduled Activity (UOA)	
	2016	2017
April	0	0
May	98	89
June	197	309
July	243	643
August	317	948
September	441	1,170
October	578	
November	670	
December	751	
January	856	
February	978	
March	1,249	
April	1,411	
May	1,434	
June	1,434	

**QUALITY**

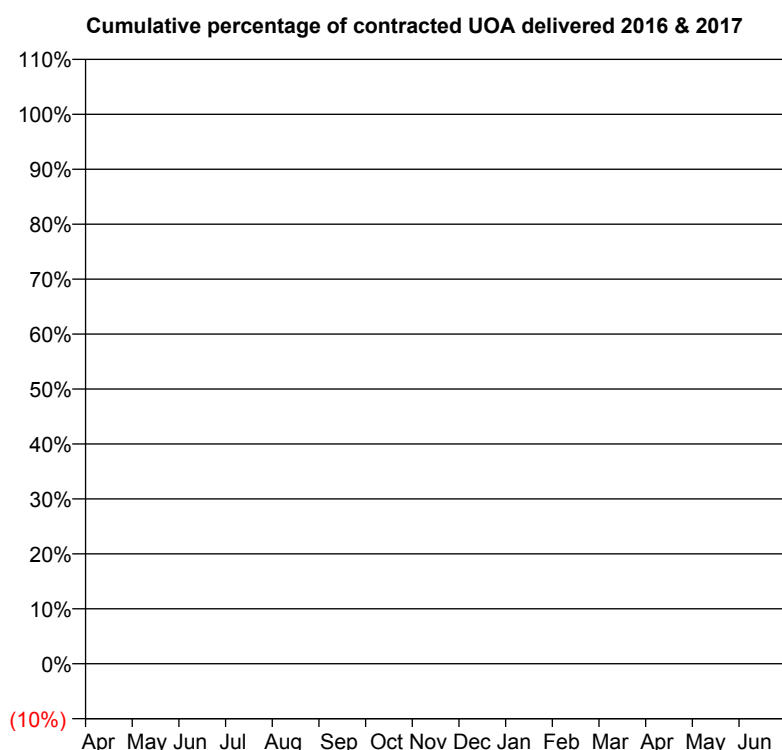
	Contract Quantity	Contract Base Number	Contract *	Region	England
% of all assessments that were assess and fit appliances (rolling 12 month period)	100	266	37.6%	54.2%	54.1%
% of all assessments that were assess and refuse (rolling 12 month period)	8	266	3.0%	12.5%	12.4%
% of all assessments that were assess and review (rolling 12 month period)	158	266	59.4%	33.3%	33.5%
% of terminated courses where treatment was abandoned or discontinued (rolling 12 month period)	13	65	20.0%	7.4%	7.2%
% of completed treatments indicating that PAR score was taken (year to date)	16	18	88.9%	55.7%	58.9%
Rate of removable appliances per 100 fixed appliances - proposed treatment (rolling 12 month period)	39	61	63.93	5.51	5.66
Rate of removable appliances per 100 fixed appliances - completed treatment (rolling 12 month period)	0	18	0.00	4.71	4.88
% of courses of treatment with removable appliances only - proposed treatment (rolling 12 month period)	37	100	37.0%	1.8%	2.1%
% of courses of treatment with removable appliances only - completed treatment (rolling 12 month period)	0	52	0.0%	1.0%	1.5%
% of patients satisfied with the treatment they have received (rolling 12 month period)	1	1	100.0%	96.7%	95.7%

\* Figures in italics indicate that the base number is less than 100.

**Q49 - Vital Signs Orthodontic At a Glance Contract Report for 194689/0002 - September 2016**

Name or company name	Northumbria HC Trust NHS Foundation Tru	16/17 Contracted general activity (UDA)	0
Contract type name	PDS Contract	Carry forward general activity (UDA)	0
Purpose of contract	General	16/17 Contracted orthodontic activity (UOA)	0
Contract start date	01/10/2006	Carry forward orthodontic activity (UOA)	0
Contract end date	31/03/2017	Baseline contract value	£0.00

ACCESS	Contract	England and Wales
24 month ratio of assessments to patient IDs	1.11	1.10

**ACTIVITY**


Month	2016	2017
April	0	22
May	40	102
June	192	332
July	486	745
August	578	962
September	1,011	1,352
October	1,269	
November	1,526	
December	2,112	
January	2,247	
February	2,462	
March	2,479	
April	2,709	
May	2,884	
June	2,907	

**QUALITY**

	Contract Quantity	Contract Base Number	Contract *	Region	England
% of all assessments that were assess and fit appliances (rolling 12 month period)	150	487	30.8%	54.2%	54.1%
% of all assessments that were assess and refuse (rolling 12 month period)	66	487	13.6%	12.5%	12.4%
% of all assessments that were assess and review (rolling 12 month period)	271	487	55.6%	33.3%	33.5%
% of terminated courses where treatment was abandoned or discontinued (rolling 12 month period)	43	145	29.7%	7.4%	7.2%
% of completed treatments indicating that PAR score was taken (year to date)	22	46	47.8%	55.7%	58.9%
Rate of removable appliances per 100 fixed appliances - proposed treatment (rolling 12 month period)	41	188	21.81	5.51	5.66
Rate of removable appliances per 100 fixed appliances - completed treatment (rolling 12 month period)	20	115	17.39	4.71	4.88
% of courses of treatment with removable appliances only - proposed treatment (rolling 12 month period)	4	150	2.7%	1.8%	2.1%
% of courses of treatment with removable appliances only - completed treatment (rolling 12 month period)	2	102	2.0%	1.0%	1.5%
% of patients satisfied with the treatment they have received (rolling 12 month period)	4	4	100.0%	96.7%	95.7%

\* Figures in italics indicate that the base number is less than 100.

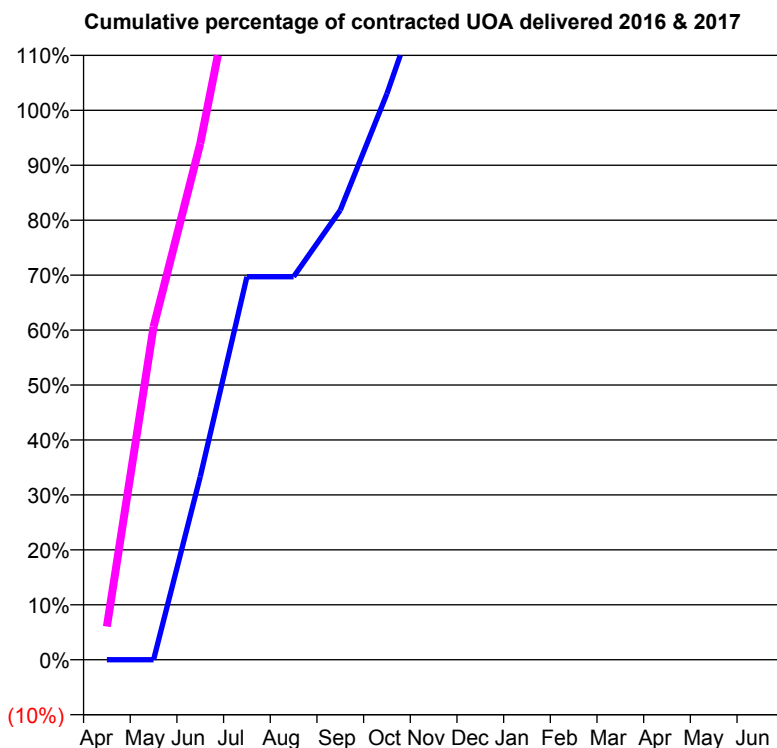
**Q49 - Vital Signs Orthodontic At a Glance Contract Report for 214922/0001 - September 2016**

Name or company name	MISS AL DAVIDSON
Contract type name	GDS Contract
Purpose of contract	General and Orthodontic
Contract start date	01/04/2006
Contract end date	

16/17 Contracted general activity (UDA)	650
Carry forward general activity (UDA)	20
16/17 Contracted orthodontic activity (UOA)	33
Carry forward orthodontic activity (UOA)	0
Baseline contract value	£21,230.84

**ACCESS**

	Contract	England and Wales
24 month ratio of assessments to patient IDs	1.59	1.10

**ACTIVITY**


Month	Adjusted Scheduled Activity (UOA)	
	2016	2017
April	0	2
May	0	20
June	11	31
July	23	45
August	23	57
September	27	65
October	34	
November	42	
December	55	
January	63	
February	74	
March	79	
April	82	
May	82	
June	82	

**QUALITY**

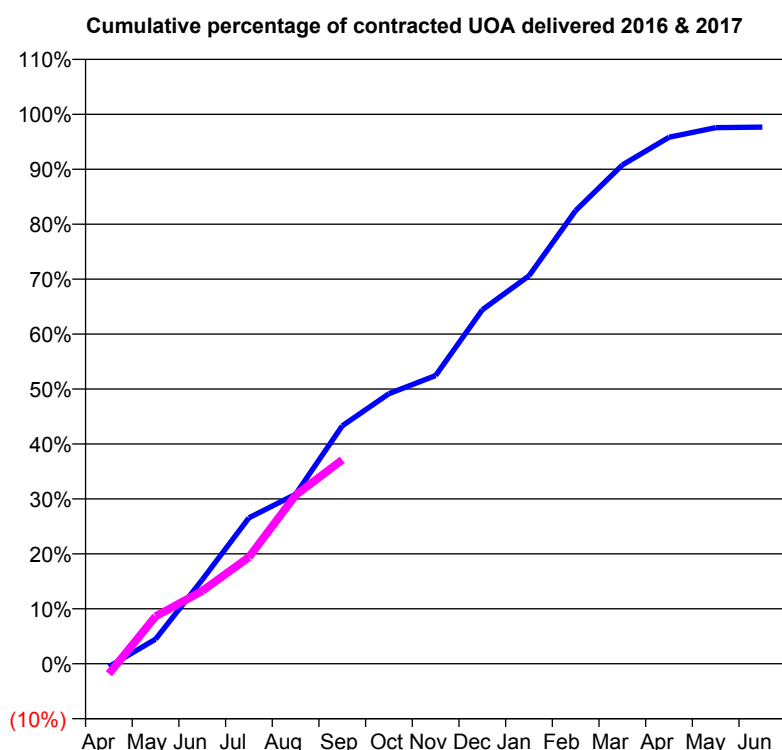
	Contract Quantity	Contract Base Number	Contract *	Region	England
% of all assessments that were assess and fit appliances (rolling 12 month period)	0	120	0.0%	54.2%	54.1%
% of all assessments that were assess and refuse (rolling 12 month period)	0	120	0.0%	12.5%	12.4%
% of all assessments that were assess and review (rolling 12 month period)	120	120	100.0%	33.3%	33.5%
% of terminated courses where treatment was abandoned or discontinued (rolling 12 month period)	0	0	N/A	7.4%	7.2%
% of completed treatments indicating that PAR score was taken (year to date)	0	0	N/A	55.7%	58.9%
Rate of removable appliances per 100 fixed appliances - proposed treatment (rolling 12 month period)	0	0	N/A	5.51	5.66
Rate of removable appliances per 100 fixed appliances - completed treatment (rolling 12 month period)	0	0	N/A	4.71	4.88
% of courses of treatment with removable appliances only - proposed treatment (rolling 12 month period)	0	0	N/A	1.8%	2.1%
% of courses of treatment with removable appliances only - completed treatment (rolling 12 month period)	0	0	N/A	1.0%	1.5%
% of patients satisfied with the treatment they have received (rolling 12 month period)	0	0	N/A	96.7%	95.7%

\* Figures in italics indicate that the base number is less than 100.

**Q49 - Vital Signs Orthodontic At a Glance Contract Report for 214973/0001 - September 2016**

Name or company name	MISS SM MATTHEW	16/17 Contracted general activity (UDA)	0
Contract type name	PDS Contract	Carry forward general activity (UDA)	0
Purpose of contract	Orthodontic	16/17 Contracted orthodontic activity (UOA)	2,820
Contract start date	01/04/2006	Carry forward orthodontic activity (UOA)	52
Contract end date	31/03/2017	Baseline contract value	£182,860.14

ACCESS	Contract	England and Wales
24 month ratio of assessments to patient IDs	1.12	1.10

**ACTIVITY**


Month	Adjusted Scheduled Activity (UOA)	
	2016	2017
April	-17	-52
May	140	243
June	479	374
July	832	547
August	967	865
September	1,357	1,047
October	1,540	
November	1,643	
December	2,018	
January	2,212	
February	2,584	
March	2,844	
April	3,002	
May	3,057	
June	3,060	

QUALITY	Contract Quantity	Contract Base Number	Contract *	Region	England
% of all assessments that were assess and fit appliances (rolling 12 month period)	120	547	21.9%	54.2%	54.1%
% of all assessments that were assess and refuse (rolling 12 month period)	91	547	16.6%	12.5%	12.4%
% of all assessments that were assess and review (rolling 12 month period)	336	547	61.4%	33.3%	33.5%
% of terminated courses where treatment was abandoned or discontinued (rolling 12 month period)	13	83	15.7%	7.4%	7.2%
% of completed treatments indicating that PAR score was taken (year to date)	39	39	100.0%	55.7%	58.9%
Rate of removable appliances per 100 fixed appliances - proposed treatment (rolling 12 month period)	35	176	19.89	5.51	5.66
Rate of removable appliances per 100 fixed appliances - completed treatment (rolling 12 month period)	5	109	4.59	4.71	4.88
% of courses of treatment with removable appliances only - proposed treatment (rolling 12 month period)	6	120	5.0%	1.8%	2.1%
% of courses of treatment with removable appliances only - completed treatment (rolling 12 month period)	5	70	7.1%	1.0%	1.5%
% of patients satisfied with the treatment they have received (rolling 12 month period)	3	3	100.0%	96.7%	95.7%

\* Figures in italics indicate that the base number is less than 100.

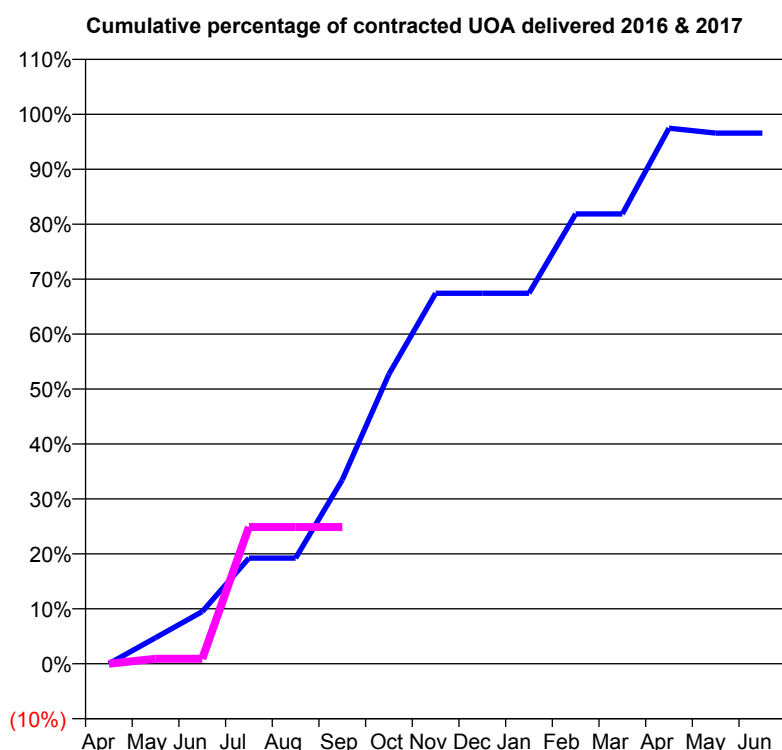
**Q49 - Vital Signs Orthodontic At a Glance Contract Report for 215031/0001 - September 2016**

Name or company name	MR RJ GOVAN
Contract type name	GDS Contract
Purpose of contract	General and Orthodontic
Contract start date	01/04/2006
Contract end date	

16/17 Contracted general activity (UDA)	1,100
Carry forward general activity (UDA)	0
16/17 Contracted orthodontic activity (UOA)	442
Carry forward orthodontic activity (UOA)	0
Baseline contract value	£46,838.75

**ACCESS**

	Contract	England and Wales
24 month ratio of assessments to patient IDs	1.06	1.10

**ACTIVITY**


Month	Adjusted Scheduled Activity (UOA)	
	2016	2017
April	0	0
May	21	4
June	42	4
July	85	110
August	85	110
September	148	110
October	233	
November	298	
December	298	
January	298	
February	362	
March	362	
April	431	
May	427	
June	427	

**QUALITY**

	Contract Quantity	Contract Base Number	Contract *	Region	England
% of all assessments that were assess and fit appliances (rolling 12 month period)	20	26	76.9%	54.2%	54.1%
% of all assessments that were assess and refuse (rolling 12 month period)	0	26	0.0%	12.5%	12.4%
% of all assessments that were assess and review (rolling 12 month period)	6	26	23.1%	33.3%	33.5%
% of terminated courses where treatment was abandoned or discontinued (rolling 12 month period)	6	15	40.0%	7.4%	7.2%
% of completed treatments indicating that PAR score was taken (year to date)	0	3	0.0%	55.7%	58.9%
Rate of removable appliances per 100 fixed appliances - proposed treatment (rolling 12 month period)	0	0	N/A	5.51	5.66
Rate of removable appliances per 100 fixed appliances - completed treatment (rolling 12 month period)	0	16	0.00	4.71	4.88
% of courses of treatment with removable appliances only - proposed treatment (rolling 12 month period)	0	20	0.0%	1.8%	2.1%
% of courses of treatment with removable appliances only - completed treatment (rolling 12 month period)	0	9	0.0%	1.0%	1.5%
% of patients satisfied with the treatment they have received (rolling 12 month period)	1	1	100.0%	96.7%	95.7%

\* Figures in italics indicate that the base number is less than 100.

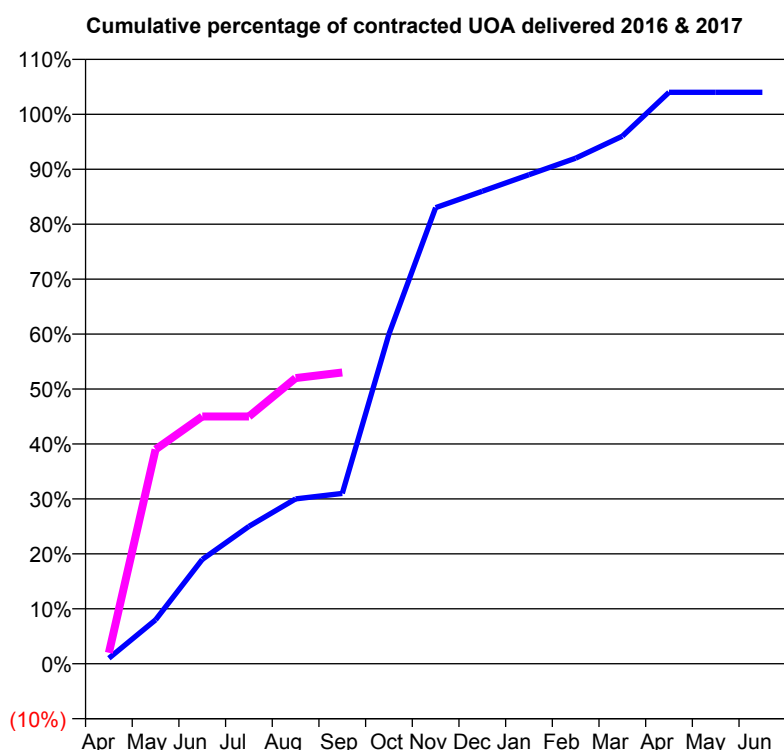
**Q49 - Vital Signs Orthodontic At a Glance Contract Report for 219576/0001 - September 2016**

Name or company name	MR DJ WHITE
Contract type name	GDS Contract
Purpose of contract	General and Orthodontic
Contract start date	01/04/2006
Contract end date	

16/17 Contracted general activity (UDA)	29,904
Carry forward general activity (UDA)	-207
16/17 Contracted orthodontic activity (UOA)	100
Carry forward orthodontic activity (UOA)	0
Baseline contract value	£792,942.09

**ACCESS**

	Contract	England and Wales
24 month ratio of assessments to patient IDs	1.04	1.10

**ACTIVITY**


Month	Adjusted Scheduled Activity (UOA)	
	2016	2017
April	1	2
May	8	39
June	19	45
July	25	45
August	30	52
September	31	53
October	60	
November	83	
December	86	
January	89	
February	92	
March	96	
April	104	
May	104	
June	104	

**QUALITY**

	Contract Quantity	Contract Base Number	Contract *	Region	England
% of all assessments that were assess and fit appliances (rolling 12 month period)	7	54	13.0%	54.2%	54.1%
% of all assessments that were assess and refuse (rolling 12 month period)	1	54	1.9%	12.5%	12.4%
% of all assessments that were assess and review (rolling 12 month period)	46	54	85.2%	33.3%	33.5%
% of terminated courses where treatment was abandoned or discontinued (rolling 12 month period)	2	3	66.7%	7.4%	7.2%
% of completed treatments indicating that PAR score was taken (year to date)	1	1	100.0%	55.7%	58.9%
Rate of removable appliances per 100 fixed appliances - proposed treatment (rolling 12 month period)	3	0	N/A	5.51	5.66
Rate of removable appliances per 100 fixed appliances - completed treatment (rolling 12 month period)	0	0	N/A	4.71	4.88
% of courses of treatment with removable appliances only - proposed treatment (rolling 12 month period)	3	7	42.9%	1.8%	2.1%
% of courses of treatment with removable appliances only - completed treatment (rolling 12 month period)	0	1	0.0%	1.0%	1.5%
% of patients satisfied with the treatment they have received (rolling 12 month period)	0	0	N/A	96.7%	95.7%

\* Figures in italics indicate that the base number is less than 100.



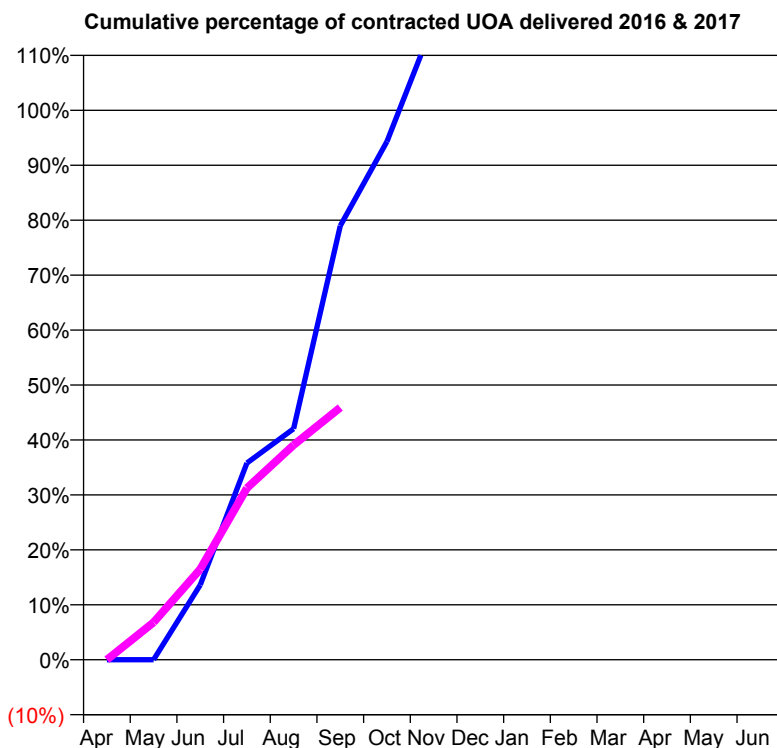
**Q49 - Vital Signs Orthodontic At a Glance Contract Report for 245380/0001 - September 2016**

Name or company name	MR JI SPEDDING
Contract type name	GDS Contract
Purpose of contract	General and Orthodontic
Contract start date	01/04/2006
Contract end date	

16/17 Contracted general activity (UDA)	4,000
Carry forward general activity (UDA)	0
16/17 Contracted orthodontic activity (UOA)	176
Carry forward orthodontic activity (UOA)	0
Baseline contract value	£99,038.67

**ACCESS**

	Contract	England and Wales
24 month ratio of assessments to patient IDs	1.41	1.10

**ACTIVITY**


Month	Adjusted Scheduled Activity (UOA)	
	2016	2017
April	0	0
May	0	12
June	24	29
July	63	55
August	74	69
September	139	81
October	166	
November	204	
December	223	
January	234	
February	260	
March	260	
April	260	
May	260	
June	260	

**QUALITY**

	Contract Quantity	Contract Base Number	Contract *	Region	England
% of all assessments that were assess and fit appliances (rolling 12 month period)	0	203	0.0%	54.2%	54.1%
% of all assessments that were assess and refuse (rolling 12 month period)	0	203	0.0%	12.5%	12.4%
% of all assessments that were assess and review (rolling 12 month period)	203	203	100.0%	33.3%	33.5%
% of terminated courses where treatment was abandoned or discontinued (rolling 12 month period)	0	1	0.0%	7.4%	7.2%
% of completed treatments indicating that PAR score was taken (year to date)	0	1	0.0%	55.7%	58.9%
Rate of removable appliances per 100 fixed appliances - proposed treatment (rolling 12 month period)	0	0	N/A	5.51	5.66
Rate of removable appliances per 100 fixed appliances - completed treatment (rolling 12 month period)	1	0	N/A	4.71	4.88
% of courses of treatment with removable appliances only - proposed treatment (rolling 12 month period)	0	0	N/A	1.8%	2.1%
% of courses of treatment with removable appliances only - completed treatment (rolling 12 month period)	1	1	100.0%	1.0%	1.5%
% of patients satisfied with the treatment they have received (rolling 12 month period)	0	0	N/A	96.7%	95.7%

\* Figures in italics indicate that the base number is less than 100.

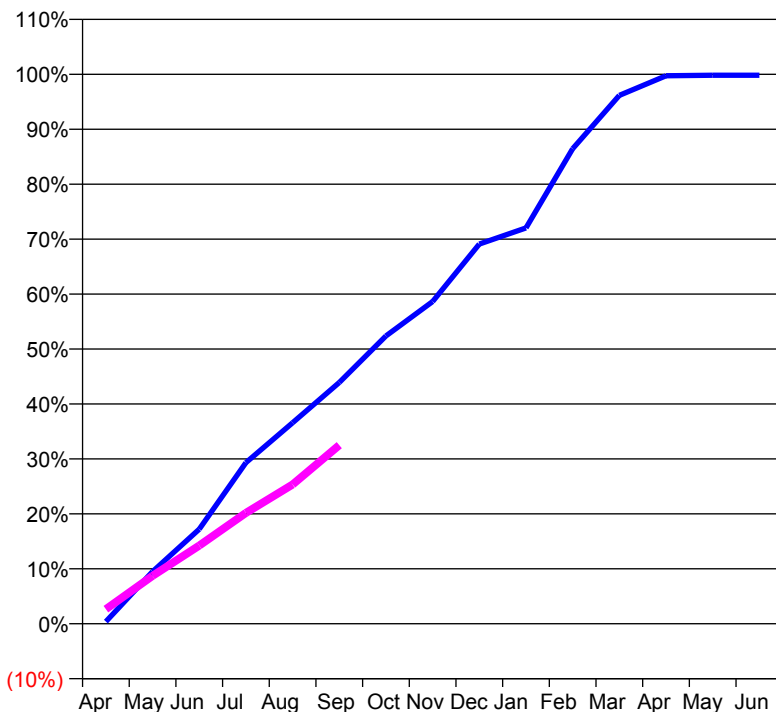
**Q49 - Vital Signs Orthodontic At a Glance Contract Report for 253677/0001 - September 2016**

Name or company name	MR CD RUSHFORTH
Contract type name	PDS Contract
Purpose of contract	Orthodontic
Contract start date	01/04/2006
Contract end date	31/03/2017

16/17 Contracted general activity (UDA)	0
Carry forward general activity (UDA)	0
16/17 Contracted orthodontic activity (UOA)	21,746
Carry forward orthodontic activity (UOA)	45
Baseline contract value	£1,340,518.70

**ACCESS**

	Contract	England and Wales
24 month ratio of assessments to patient IDs	1.42	1.10

**ACTIVITY**
**Cumulative percentage of contracted UOA delivered 2016 & 2017**

**Adjusted Scheduled Activity (UOA)**

Month	2016	2017
April	95	577
May	2,256	1,899
June	4,087	3,097
July	6,963	4,389
August	8,686	5,514
September	10,427	7,071
October	12,436	
November	13,924	
December	16,403	
January	17,101	
February	20,526	
March	22,826	
April	23,675	
May	23,696	
June	23,696	

**QUALITY**

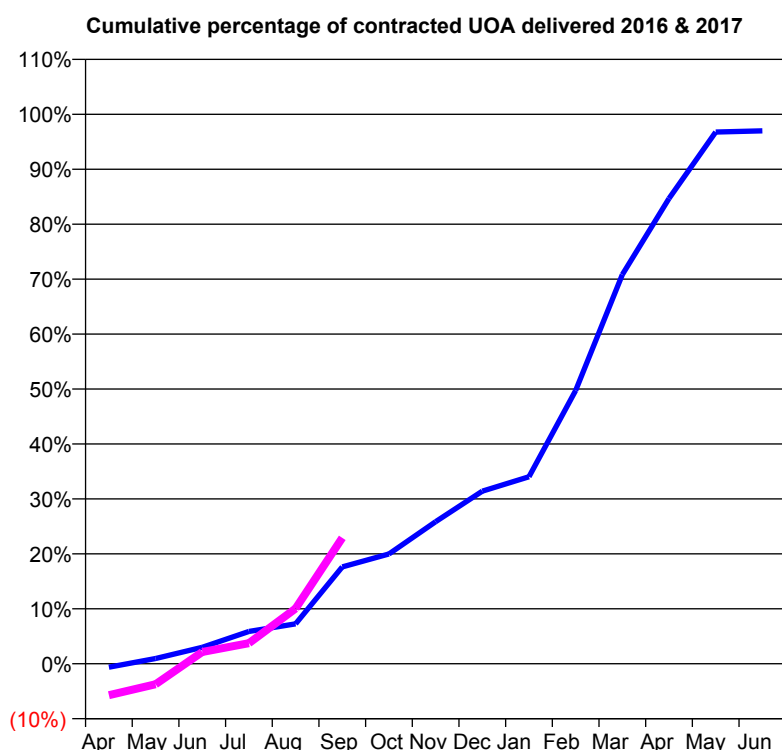
	Contract Quantity	Contract Base Number	Contract *	Region	England
% of all assessments that were assess and fit appliances (rolling 12 month period)	918	2,553	36.0%	54.2%	54.1%
% of all assessments that were assess and refuse (rolling 12 month period)	341	2,553	13.4%	12.5%	12.4%
% of all assessments that were assess and review (rolling 12 month period)	1,294	2,553	50.7%	33.3%	33.5%
% of terminated courses where treatment was abandoned or discontinued (rolling 12 month period)	99	898	11.0%	7.4%	7.2%
% of completed treatments indicating that PAR score was taken (year to date)	344	360	95.6%	55.7%	58.9%
Rate of removable appliances per 100 fixed appliances - proposed treatment (rolling 12 month period)	169	1,070	15.79	5.51	5.66
Rate of removable appliances per 100 fixed appliances - completed treatment (rolling 12 month period)	19	1,546	1.23	4.71	4.88
% of courses of treatment with removable appliances only - proposed treatment (rolling 12 month period)	159	918	17.3%	1.8%	2.1%
% of courses of treatment with removable appliances only - completed treatment (rolling 12 month period)	18	799	2.3%	1.0%	1.5%
% of patients satisfied with the treatment they have received (rolling 12 month period)	20	20	100.0%	96.7%	95.7%

\* Figures in italics indicate that the base number is less than 100.

**Q49 - Vital Signs Orthodontic At a Glance Contract Report for 270601/0002 - September 2016**

Name or company name	MR UM QURESHI	16/17 Contracted general activity (UDA)	0
Contract type name	PDS Contract	Carry forward general activity (UDA)	0
Purpose of contract	Orthodontic	16/17 Contracted orthodontic activity (UOA)	5,376
Contract start date	01/11/2010	Carry forward orthodontic activity (UOA)	309
Contract end date	31/03/2017	Baseline contract value	£358,211.79

ACCESS	Contract	England and Wales
24 month ratio of assessments to patient IDs	1.26	1.10

**ACTIVITY**


Month	Adjusted Scheduled Activity (UOA)	
	2016	2017
April	-65	-309
May	97	-201
June	306	115
July	601	202
August	743	541
September	1,803	1,232
October	2,045	
November	2,645	
December	3,215	
January	3,483	
February	5,088	
March	7,246	
April	8,664	
May	9,902	
June	9,923	

**QUALITY**

	Contract Quantity	Contract Base Number	Contract *	Region	England
% of all assessments that were assess and fit appliances (rolling 12 month period)	436	997	43.7%	54.2%	54.1%
% of all assessments that were assess and refuse (rolling 12 month period)	84	997	8.4%	12.5%	12.4%
% of all assessments that were assess and review (rolling 12 month period)	477	997	47.8%	33.3%	33.5%
% of terminated courses where treatment was abandoned or discontinued (rolling 12 month period)	18	207	8.7%	7.4%	7.2%
% of completed treatments indicating that PAR score was taken (year to date)	5	87	5.7%	55.7%	58.9%
Rate of removable appliances per 100 fixed appliances - proposed treatment (rolling 12 month period)	55	843	6.52	5.51	5.66
Rate of removable appliances per 100 fixed appliances - completed treatment (rolling 12 month period)	3	193	1.55	4.71	4.88
% of courses of treatment with removable appliances only - proposed treatment (rolling 12 month period)	3	436	0.7%	1.8%	2.1%
% of courses of treatment with removable appliances only - completed treatment (rolling 12 month period)	0	189	0.0%	1.0%	1.5%
% of patients satisfied with the treatment they have received (rolling 12 month period)	11	12	91.7%	96.7%	95.7%

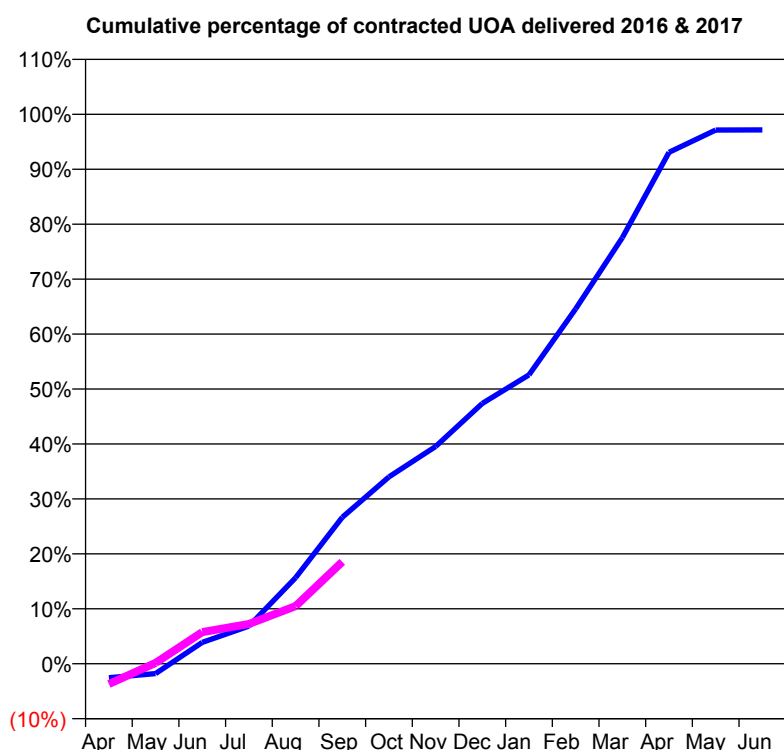
\* Figures in italics indicate that the base number is less than 100.

**Q49 - Vital Signs Orthodontic At a Glance Contract Report for 270601/0003 - September 2016**

Name or company name	MR UM QURESHI	16/17 Contracted general activity (UDA)	0
Contract type name	PDS Contract	Carry forward general activity (UDA)	0
Purpose of contract	Orthodontic	16/17 Contracted orthodontic activity (UOA)	10,753
Contract start date	01/12/2010	Carry forward orthodontic activity (UOA)	397
Contract end date	31/03/2017	Baseline contract value	£714,278.60

**ACCESS**

	Contract	England and Wales
24 month ratio of assessments to patient IDs	1.38	1.10

**ACTIVITY**


Month	Adjusted Scheduled Activity (UOA)	
	2016	2017
April	-357	-397
May	-250	16
June	542	620
July	954	780
August	2,181	1,128
September	3,708	1,994
October	4,731	
November	5,501	
December	6,592	
January	7,316	
February	8,986	
March	10,790	
April	12,950	
May	13,517	
June	13,518	

**QUALITY**

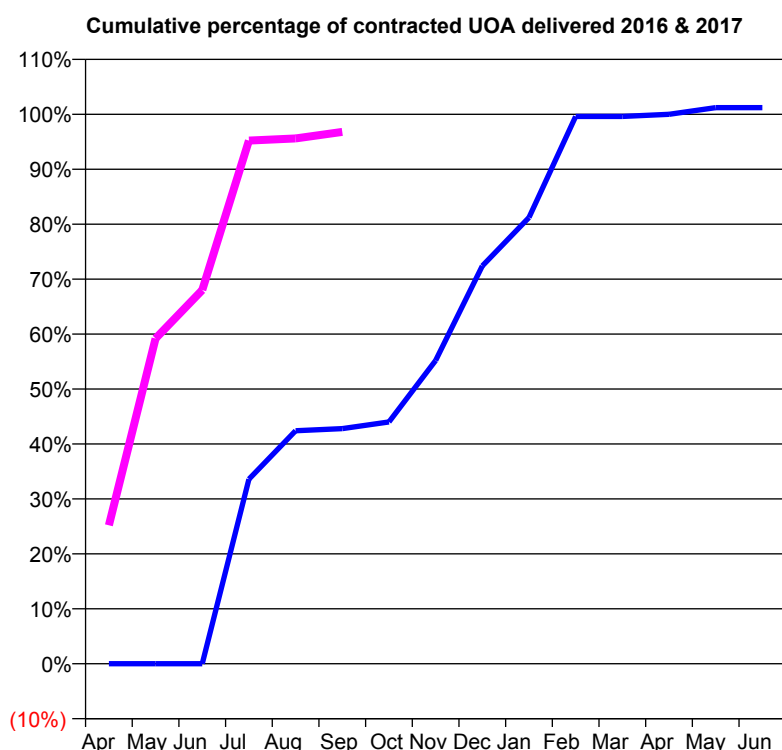
	Contract Quantity	Contract Base Number	Contract *	Region	England
% of all assessments that were assess and fit appliances (rolling 12 month period)	551	1,250	44.1%	54.2%	54.1%
% of all assessments that were assess and refuse (rolling 12 month period)	115	1,250	9.2%	12.5%	12.4%
% of all assessments that were assess and review (rolling 12 month period)	584	1,250	46.7%	33.3%	33.5%
% of terminated courses where treatment was abandoned or discontinued (rolling 12 month period)	35	437	8.0%	7.4%	7.2%
% of completed treatments indicating that PAR score was taken (year to date)	74	214	34.6%	55.7%	58.9%
Rate of removable appliances per 100 fixed appliances - proposed treatment (rolling 12 month period)	49	1,077	4.55	5.51	5.66
Rate of removable appliances per 100 fixed appliances - completed treatment (rolling 12 month period)	6	538	1.12	4.71	4.88
% of courses of treatment with removable appliances only - proposed treatment (rolling 12 month period)	2	551	0.4%	1.8%	2.1%
% of courses of treatment with removable appliances only - completed treatment (rolling 12 month period)	4	402	1.0%	1.0%	1.5%
% of patients satisfied with the treatment they have received (rolling 12 month period)	30	31	96.8%	96.7%	95.7%

\* Figures in italics indicate that the base number is less than 100.

**Q49 - Vital Signs Orthodontic At a Glance Contract Report for 329711/0001 - September 2016**

Name or company name	MR S NEPALI	16/17 Contracted general activity (UDA)	9,100
Contract type name	GDS Contract	Carry forward general activity (UDA)	0
Purpose of contract	General and Orthodontic	16/17 Contracted orthodontic activity (UOA)	250
Contract start date	01/04/2006	Carry forward orthodontic activity (UOA)	0
Contract end date		Baseline contract value	£228,940.08

ACCESS	Contract	England and Wales
24 month ratio of assessments to patient IDs	1.39	1.10

**ACTIVITY**


Month	Adjusted Scheduled Activity (UOA)	
	2016	2017
April	0	63
May	0	148
June	0	170
July	84	238
August	106	239
September	107	242
October	110	
November	138	
December	181	
January	203	
February	249	
March	249	
April	250	
May	253	
June	253	

QUALITY	Contract Quantity	Contract Base Number	Contract *	Region	England
% of all assessments that were assess and fit appliances (rolling 12 month period)	17	49	34.7%	54.2%	54.1%
% of all assessments that were assess and refuse (rolling 12 month period)	1	49	2.0%	12.5%	12.4%
% of all assessments that were assess and review (rolling 12 month period)	31	49	63.3%	33.3%	33.5%
% of terminated courses where treatment was abandoned or discontinued (rolling 12 month period)	0	0	N/A	7.4%	7.2%
% of completed treatments indicating that PAR score was taken (year to date)	0	0	N/A	55.7%	58.9%
Rate of removable appliances per 100 fixed appliances - proposed treatment (rolling 12 month period)	0	24	0.00	5.51	5.66
Rate of removable appliances per 100 fixed appliances - completed treatment (rolling 12 month period)	0	0	N/A	4.71	4.88
% of courses of treatment with removable appliances only - proposed treatment (rolling 12 month period)	0	17	0.0%	1.8%	2.1%
% of courses of treatment with removable appliances only - completed treatment (rolling 12 month period)	0	0	N/A	1.0%	1.5%
% of patients satisfied with the treatment they have received (rolling 12 month period)	0	0	N/A	96.7%	95.7%

\* Figures in italics indicate that the base number is less than 100.

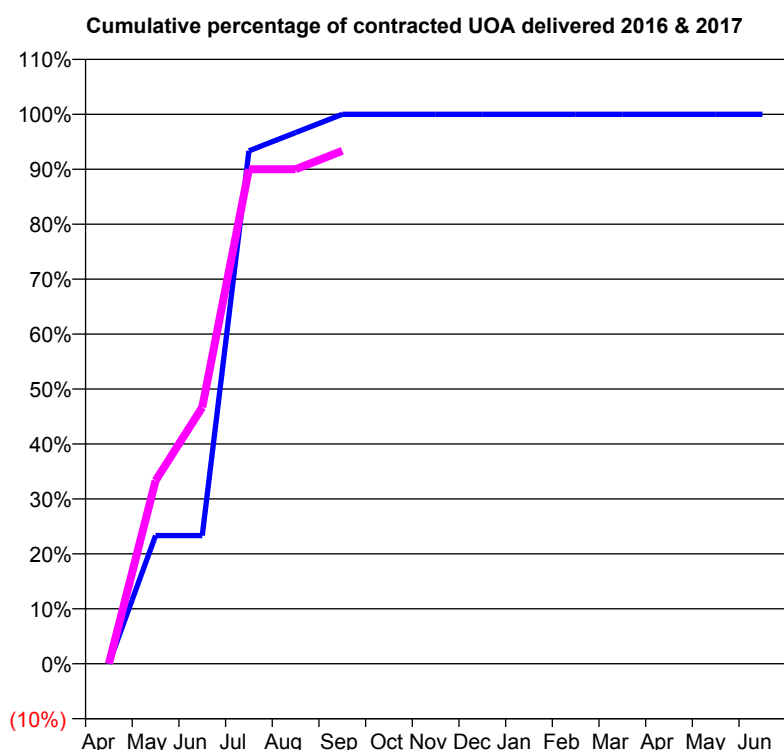
**Q49 - Vital Signs Orthodontic At a Glance Contract Report for 567337/0001 - September 2016**

Name or company name	MISS AC MITCHELL
Contract type name	GDS Contract
Purpose of contract	General and Orthodontic
Contract start date	01/04/2006
Contract end date	

16/17 Contracted general activity (UDA)	7,286
Carry forward general activity (UDA)	42
16/17 Contracted orthodontic activity (UOA)	30
Carry forward orthodontic activity (UOA)	0
Baseline contract value	£183,236.56

**ACCESS**

	Contract	England and Wales
24 month ratio of assessments to patient IDs	1.00	1.10

**ACTIVITY**


Month	Adjusted Scheduled Activity (UOA)	
	2016	2017
April	0	0
May	7	10
June	7	14
July	28	27
August	29	27
September	30	28
October	30	
November	30	
December	30	
January	30	
February	30	
March	30	
April	30	
May	30	
June	30	

**QUALITY**

	Contract Quantity	Contract Base Number	Contract *	Region	England
% of all assessments that were assess and fit appliances (rolling 12 month period)	0	29	0.0%	54.2%	54.1%
% of all assessments that were assess and refuse (rolling 12 month period)	0	29	0.0%	12.5%	12.4%
% of all assessments that were assess and review (rolling 12 month period)	29	29	100.0%	33.3%	33.5%
% of terminated courses where treatment was abandoned or discontinued (rolling 12 month period)	1	2	50.0%	7.4%	7.2%
% of completed treatments indicating that PAR score was taken (year to date)	0	0	N/A	55.7%	58.9%
Rate of removable appliances per 100 fixed appliances - proposed treatment (rolling 12 month period)	0	0	N/A	5.51	5.66
Rate of removable appliances per 100 fixed appliances - completed treatment (rolling 12 month period)	0	0	N/A	4.71	4.88
% of courses of treatment with removable appliances only - proposed treatment (rolling 12 month period)	0	0	N/A	1.8%	2.1%
% of courses of treatment with removable appliances only - completed treatment (rolling 12 month period)	0	1	0.0%	1.0%	1.5%
% of patients satisfied with the treatment they have received (rolling 12 month period)	0	0	N/A	96.7%	95.7%

\* Figures in italics indicate that the base number is less than 100.

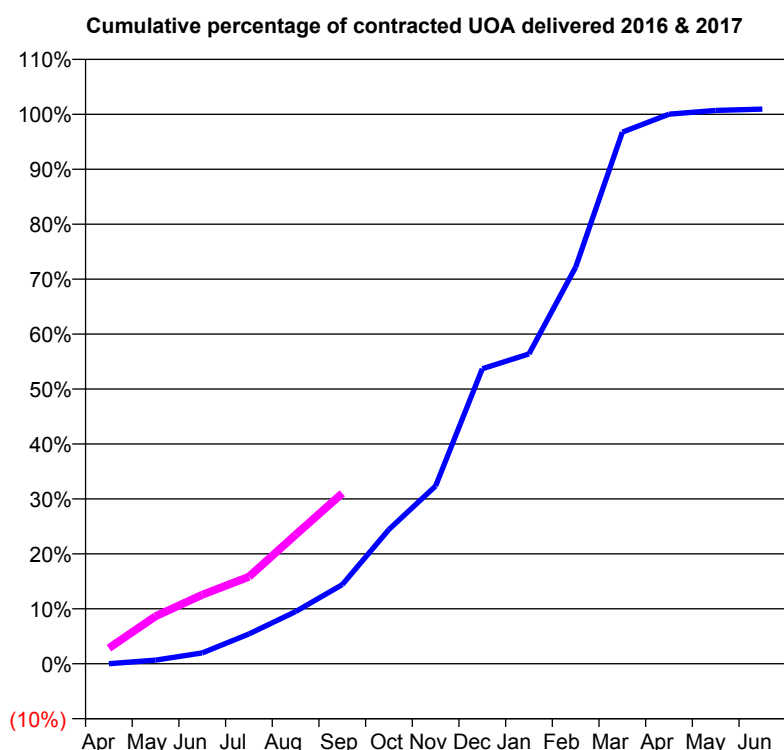
**Q49 - Vital Signs Orthodontic At a Glance Contract Report for 573639/0005 - September 2016**

Name or company name	Windmill (Heaton) Orthodontics Ltd
Contract type name	PDS Contract
Purpose of contract	Orthodontic
Contract start date	01/04/2012
Contract end date	31/03/2017

16/17 Contracted general activity (UDA)	0
Carry forward general activity (UDA)	0
16/17 Contracted orthodontic activity (UOA)	16,923
Carry forward orthodontic activity (UOA)	0
Baseline contract value	£930,700.55

**ACCESS**

	Contract	England and Wales
24 month ratio of assessments to patient IDs	1.34	1.10

**ACTIVITY**


Month	Adjusted Scheduled Activity (UOA)	
	2016	2017
April	0	484
May	145	1,466
June	437	2,126
July	1,191	2,680
August	2,090	3,973
September	3,164	5,249
October	5,374	
November	7,116	
December	11,802	
January	12,393	
February	15,870	
March	21,269	
April	21,987	
May	22,135	
June	22,190	

**QUALITY**

	Contract Quantity	Contract Base Number	Contract *	Region	England
% of all assessments that were assess and fit appliances (rolling 12 month period)	1,179	2,721	43.3%	54.2%	54.1%
% of all assessments that were assess and refuse (rolling 12 month period)	397	2,721	14.6%	12.5%	12.4%
% of all assessments that were assess and review (rolling 12 month period)	1,145	2,721	42.1%	33.3%	33.5%
% of terminated courses where treatment was abandoned or discontinued (rolling 12 month period)	23	588	3.9%	7.4%	7.2%
% of completed treatments indicating that PAR score was taken (year to date)	309	323	95.7%	55.7%	58.9%
Rate of removable appliances per 100 fixed appliances - proposed treatment (rolling 12 month period)	0	181	0.00	5.51	5.66
Rate of removable appliances per 100 fixed appliances - completed treatment (rolling 12 month period)	2	397	0.50	4.71	4.88
% of courses of treatment with removable appliances only - proposed treatment (rolling 12 month period)	0	1,179	0.0%	1.8%	2.1%
% of courses of treatment with removable appliances only - completed treatment (rolling 12 month period)	1	565	0.2%	1.0%	1.5%
% of patients satisfied with the treatment they have received (rolling 12 month period)	28	28	100.0%	96.7%	95.7%

\* Figures in italics indicate that the base number is less than 100.

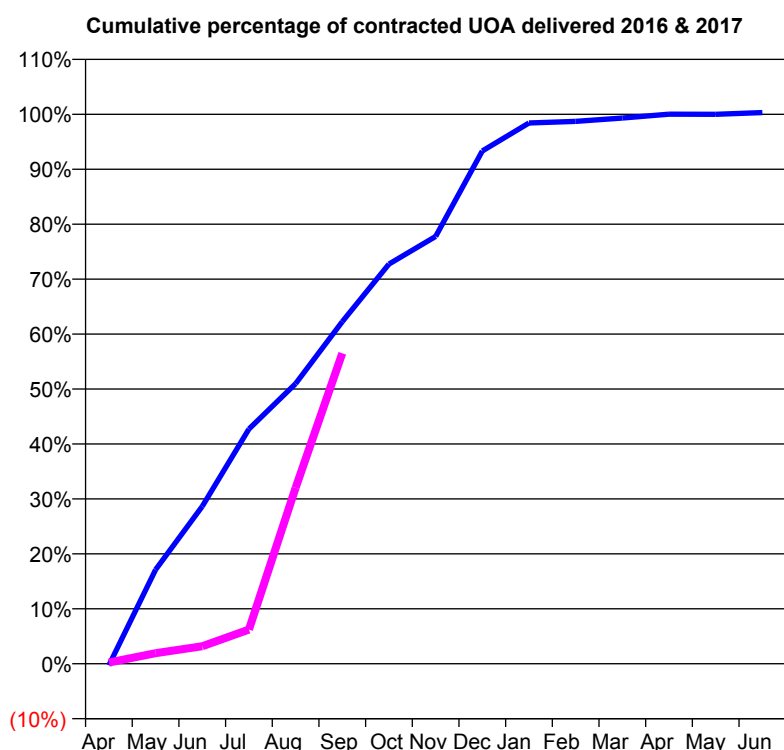
**Q49 - Vital Signs Orthodontic At a Glance Contract Report for 573639/0006 - September 2016**

Name or company name	MR SB PABARY
Contract type name	PDS Contract
Purpose of contract	Orthodontic
Contract start date	01/04/2013
Contract end date	31/03/2017

16/17 Contracted general activity (UDA)	0
Carry forward general activity (UDA)	0
16/17 Contracted orthodontic activity (UOA)	9,464
Carry forward orthodontic activity (UOA)	0
Baseline contract value	£517,886.00

**ACCESS**

	Contract	England and Wales
24 month ratio of assessments to patient IDs	1.23	1.10

**ACTIVITY**


Month	Adjusted Scheduled Activity (UOA)	
	2016	2017
April	-38	21
May	2,222	183
June	3,716	302
July	5,543	589
August	6,612	3,031
September	8,074	5,347
October	9,435	
November	10,086	
December	12,103	
January	12,765	
February	12,802	
March	12,882	
April	12,972	
May	12,971	
June	13,012	

**QUALITY**

	Contract Quantity	Contract Base Number	Contract *	Region	England
% of all assessments that were assess and fit appliances (rolling 12 month period)	468	1,261	37.1%	54.2%	54.1%
% of all assessments that were assess and refuse (rolling 12 month period)	296	1,261	23.5%	12.5%	12.4%
% of all assessments that were assess and review (rolling 12 month period)	497	1,261	39.4%	33.3%	33.5%
% of terminated courses where treatment was abandoned or discontinued (rolling 12 month period)	25	386	6.5%	7.4%	7.2%
% of completed treatments indicating that PAR score was taken (year to date)	184	187	98.4%	55.7%	58.9%
Rate of removable appliances per 100 fixed appliances - proposed treatment (rolling 12 month period)	7	430	1.63	5.51	5.66
Rate of removable appliances per 100 fixed appliances - completed treatment (rolling 12 month period)	9	658	1.37	4.71	4.88
% of courses of treatment with removable appliances only - proposed treatment (rolling 12 month period)	3	468	0.6%	1.8%	2.1%
% of courses of treatment with removable appliances only - completed treatment (rolling 12 month period)	1	361	0.3%	1.0%	1.5%
% of patients satisfied with the treatment they have received (rolling 12 month period)	9	10	90.0%	96.7%	95.7%

\* Figures in italics indicate that the base number is less than 100.



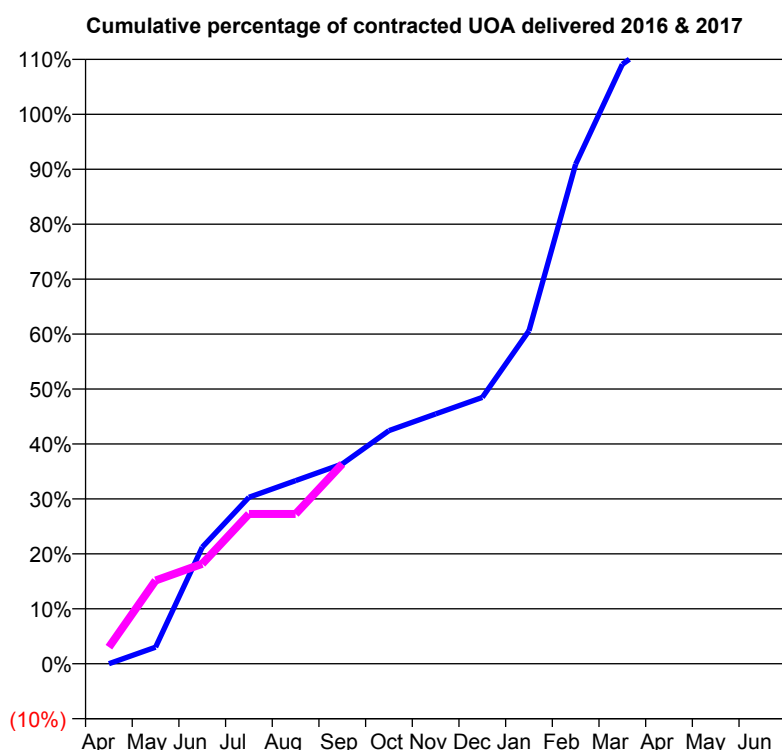
**Q49 - Vital Signs Orthodontic At a Glance Contract Report for 574112/0001 - September 2016**

Name or company name	MR JE WILLIAMSON
Contract type name	GDS Contract
Purpose of contract	General and Orthodontic
Contract start date	01/04/2006
Contract end date	

16/17 Contracted general activity (UDA)	40,129
Carry forward general activity (UDA)	0
16/17 Contracted orthodontic activity (UOA)	33
Carry forward orthodontic activity (UOA)	0
Baseline contract value	£1,018,201.59

**ACCESS**

	Contract	England and Wales
24 month ratio of assessments to patient IDs	1.01	1.10

**ACTIVITY**


Month	Adjusted Scheduled Activity (UOA)	
	2016	2017
April	0	1
May	1	5
June	7	6
July	10	9
August	11	9
September	12	12
October	14	
November	15	
December	16	
January	20	
February	30	
March	36	
April	38	
May	38	
June	38	

**QUALITY**

	Contract Quantity	Contract Base Number	Contract *	Region	England
% of all assessments that were assess and fit appliances (rolling 12 month period)	0	38	0.0%	54.2%	54.1%
% of all assessments that were assess and refuse (rolling 12 month period)	1	38	2.6%	12.5%	12.4%
% of all assessments that were assess and review (rolling 12 month period)	37	38	97.4%	33.3%	33.5%
% of terminated courses where treatment was abandoned or discontinued (rolling 12 month period)	0	0	N/A	7.4%	7.2%
% of completed treatments indicating that PAR score was taken (year to date)	0	0	N/A	55.7%	58.9%
Rate of removable appliances per 100 fixed appliances - proposed treatment (rolling 12 month period)	0	0	N/A	5.51	5.66
Rate of removable appliances per 100 fixed appliances - completed treatment (rolling 12 month period)	0	0	N/A	4.71	4.88
% of courses of treatment with removable appliances only - proposed treatment (rolling 12 month period)	0	0	N/A	1.8%	2.1%
% of courses of treatment with removable appliances only - completed treatment (rolling 12 month period)	0	0	N/A	1.0%	1.5%
% of patients satisfied with the treatment they have received (rolling 12 month period)	0	0	N/A	96.7%	95.7%

\* Figures in italics indicate that the base number is less than 100.

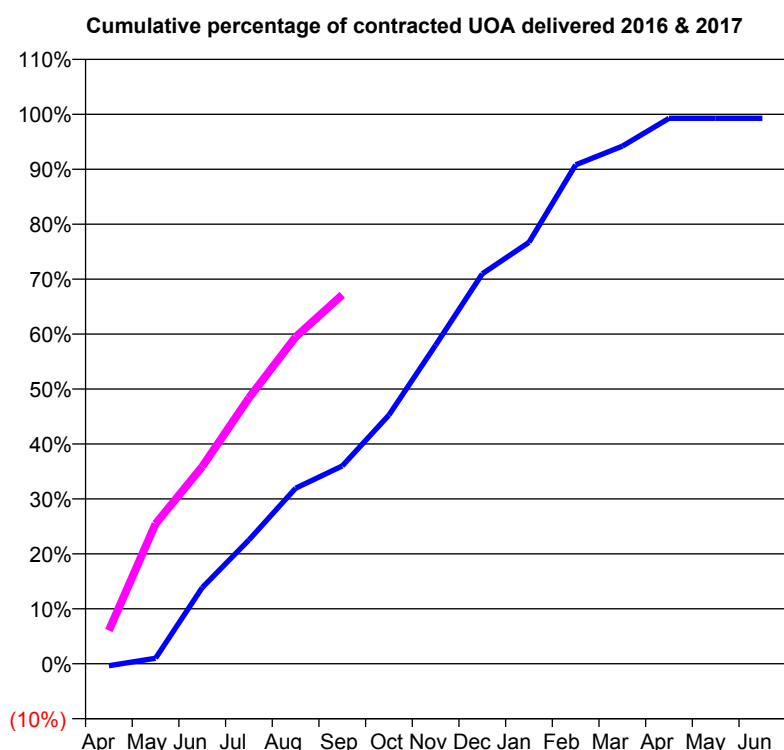
**Q49 - Vital Signs Orthodontic At a Glance Contract Report for 575585/0001 - September 2016**

Name or company name	MRS CA TAYLOR
Contract type name	PDS Contract
Purpose of contract	Orthodontic
Contract start date	21/03/2015
Contract end date	31/03/2017

16/17 Contracted general activity (UDA)	0
Carry forward general activity (UDA)	0
16/17 Contracted orthodontic activity (UOA)	4,335
Carry forward orthodontic activity (UOA)	36
Baseline contract value	£281,868.14

**ACCESS**

	Contract	England and Wales
24 month ratio of assessments to patient IDs	1.19	1.10

**ACTIVITY**


Month	Adjusted Scheduled Activity (UOA)	
	2016	2017
April	-18	262
May	49	1,104
June	667	1,555
July	1,084	2,097
August	1,537	2,578
September	1,732	2,911
October	2,178	
November	2,789	
December	3,414	
January	3,689	
February	4,368	
March	4,531	
April	4,775	
May	4,775	
June	4,775	

**QUALITY**

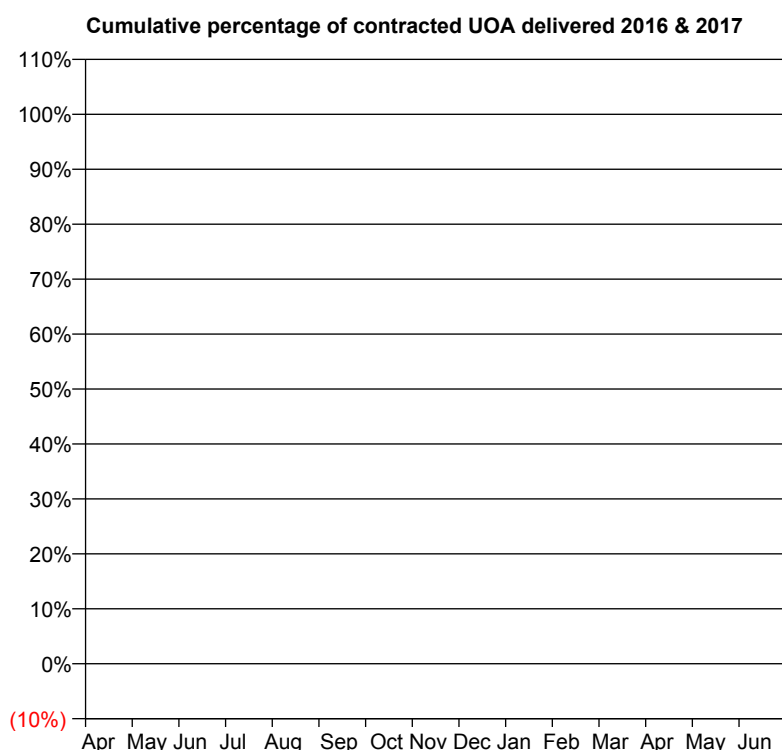
	Contract Quantity	Contract Base Number	Contract *	Region	England
% of all assessments that were assess and fit appliances (rolling 12 month period)	264	728	36.3%	54.2%	54.1%
% of all assessments that were assess and refuse (rolling 12 month period)	66	728	9.1%	12.5%	12.4%
% of all assessments that were assess and review (rolling 12 month period)	398	728	54.7%	33.3%	33.5%
% of terminated courses where treatment was abandoned or discontinued (rolling 12 month period)	16	225	7.1%	7.4%	7.2%
% of completed treatments indicating that PAR score was taken (year to date)	102	106	96.2%	55.7%	58.9%
Rate of removable appliances per 100 fixed appliances - proposed treatment (rolling 12 month period)	27	460	5.87	5.51	5.66
Rate of removable appliances per 100 fixed appliances - completed treatment (rolling 12 month period)	15	362	4.14	4.71	4.88
% of courses of treatment with removable appliances only - proposed treatment (rolling 12 month period)	4	264	1.5%	1.8%	2.1%
% of courses of treatment with removable appliances only - completed treatment (rolling 12 month period)	4	209	1.9%	1.0%	1.5%
% of patients satisfied with the treatment they have received (rolling 12 month period)	17	17	100.0%	96.7%	95.7%

\* Figures in italics indicate that the base number is less than 100.

**Q49 - Vital Signs Orthodontic At a Glance Contract Report for 636746/0001 - September 2016**

Name or company name	MR B DONOGHUE	16/17 Contracted general activity (UDA)	8,699
Contract type name	GDS Contract	Carry forward general activity (UDA)	-177
Purpose of contract	General	16/17 Contracted orthodontic activity (UOA)	0
Contract start date	01/04/2006	Carry forward orthodontic activity (UOA)	0
Contract end date		Baseline contract value	£229,810.17

ACCESS	Contract	England and Wales
24 month ratio of assessments to patient IDs	1.19	1.10

**ACTIVITY**


Adjusted Scheduled Activity (UOA)		
Month	2016	2017
April	1	1
May	4	1
June	4	1
July	9	1
August	13	1
September	18	1
October	21	
November	23	
December	23	
January	24	
February	27	
March	27	
April	27	
May	27	
June	27	

**QUALITY**

	Contract Quantity	Contract Base Number	Contract *	Region	England
% of all assessments that were assess and fit appliances (rolling 12 month period)	0	11	0.0%	54.2%	54.1%
% of all assessments that were assess and refuse (rolling 12 month period)	0	11	0.0%	12.5%	12.4%
% of all assessments that were assess and review (rolling 12 month period)	11	11	100.0%	33.3%	33.5%
% of terminated courses where treatment was abandoned or discontinued (rolling 12 month period)	0	0	N/A	7.4%	7.2%
% of completed treatments indicating that PAR score was taken (year to date)	0	0	N/A	55.7%	58.9%
Rate of removable appliances per 100 fixed appliances - proposed treatment (rolling 12 month period)	0	0	N/A	5.51	5.66
Rate of removable appliances per 100 fixed appliances - completed treatment (rolling 12 month period)	0	0	N/A	4.71	4.88
% of courses of treatment with removable appliances only - proposed treatment (rolling 12 month period)	0	0	N/A	1.8%	2.1%
% of courses of treatment with removable appliances only - completed treatment (rolling 12 month period)	0	0	N/A	1.0%	1.5%
% of patients satisfied with the treatment they have received (rolling 12 month period)	0	0	N/A	96.7%	95.7%

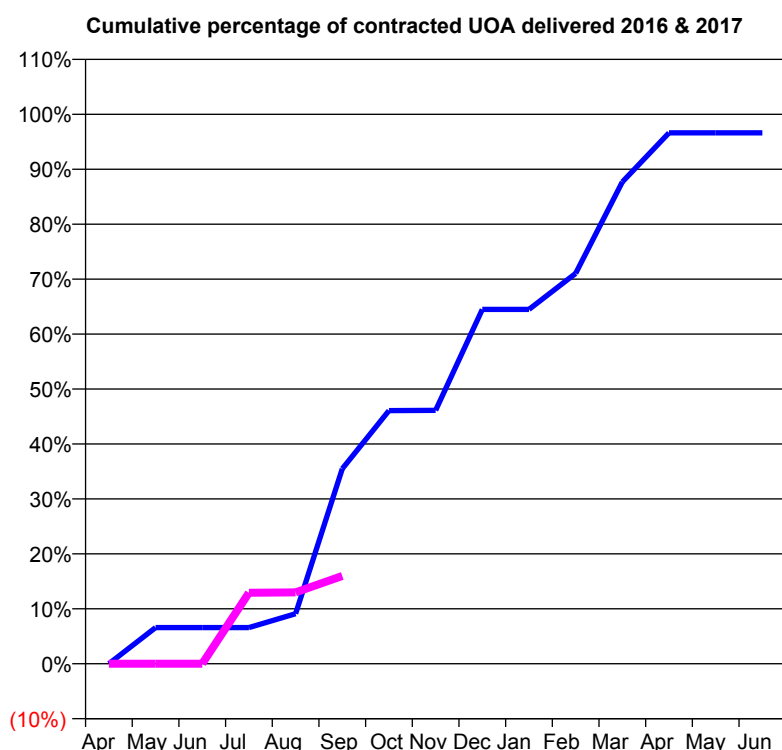
\* Figures in italics indicate that the base number is less than 100.

**Q49 - Vital Signs Orthodontic At a Glance Contract Report for 660957/0002 - September 2016**

Name or company name	MR CJ BARR
Contract type name	GDS Contract
Purpose of contract	General and Orthodontic
Contract start date	17/03/2012
Contract end date	

16/17 Contracted general activity (UDA)	380
Carry forward general activity (UDA)	0
16/17 Contracted orthodontic activity (UOA)	2,548
Carry forward orthodontic activity (UOA)	0
Baseline contract value	£176,678.49

ACCESS	Contract	England and Wales
24 month ratio of assessments to patient IDs	1.33	1.10

**ACTIVITY**


Month	Adjusted Scheduled Activity (UOA)	
	2016	2017
April	0	0
May	168	0
June	168	0
July	168	329
August	232	331
September	904	407
October	1,174	
November	1,175	
December	1,643	
January	1,643	
February	1,810	
March	2,234	
April	2,462	
May	2,462	
June	2,462	

QUALITY	Contract Quantity	Contract Base Number	Contract *	Region	England
% of all assessments that were assess and fit appliances (rolling 12 month period)	89	232	38.4%	54.2%	54.1%
% of all assessments that were assess and refuse (rolling 12 month period)	14	232	6.0%	12.5%	12.4%
% of all assessments that were assess and review (rolling 12 month period)	129	232	55.6%	33.3%	33.5%
% of terminated courses where treatment was abandoned or discontinued (rolling 12 month period)	0	0	N/A	7.4%	7.2%
% of completed treatments indicating that PAR score was taken (year to date)	0	0	N/A	55.7%	58.9%
Rate of removable appliances per 100 fixed appliances - proposed treatment (rolling 12 month period)	0	0	N/A	5.51	5.66
Rate of removable appliances per 100 fixed appliances - completed treatment (rolling 12 month period)	0	0	N/A	4.71	4.88
% of courses of treatment with removable appliances only - proposed treatment (rolling 12 month period)	0	89	0.0%	1.8%	2.1%
% of courses of treatment with removable appliances only - completed treatment (rolling 12 month period)	0	0	N/A	1.0%	1.5%
% of patients satisfied with the treatment they have received (rolling 12 month period)	1	1	100.0%	96.7%	95.7%

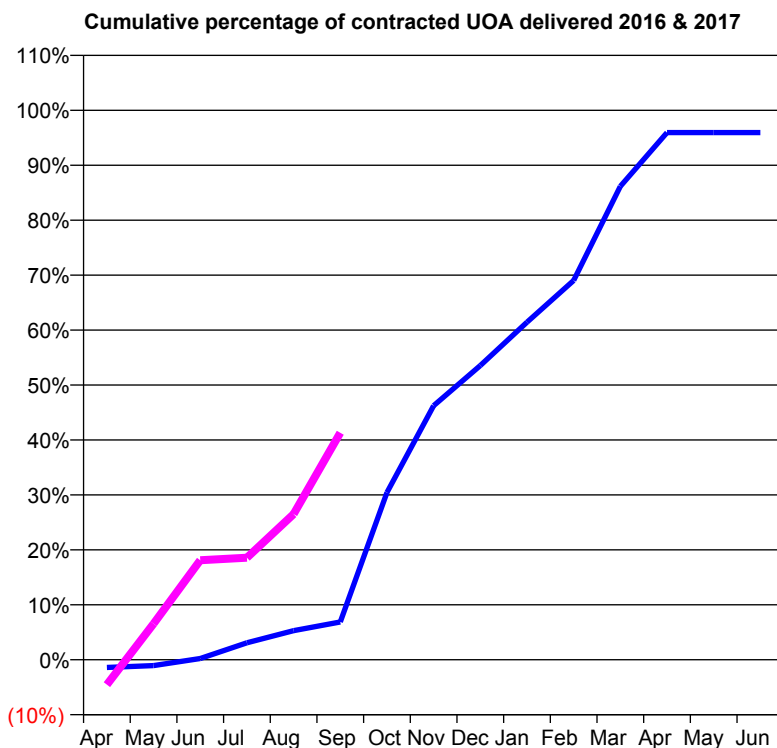
\* Figures in italics indicate that the base number is less than 100.

**Q49 - Vital Signs Orthodontic At a Glance Contract Report for 713023/0001 - September 2016**

Name or company name	DR RS HOBSON	16/17 Contracted general activity (UDA)	0
Contract type name	PDS Contract	Carry forward general activity (UDA)	0
Purpose of contract	Orthodontic	16/17 Contracted orthodontic activity (UOA)	4,600
Contract start date	01/07/2010	Carry forward orthodontic activity (UOA)	272
Contract end date	31/03/2020	Baseline contract value	£302,167.67

**ACCESS**

	Contract	England and Wales
24 month ratio of assessments to patient IDs	1.05	1.10

**ACTIVITY**


Month	Adjusted Scheduled Activity (UOA)	
	2016	2017
April	-95	-209
May	-73	302
June	16	833
July	208	855
August	356	1,219
September	461	1,901
October	2,040	
November	3,098	
December	3,587	
January	4,116	
February	4,625	
March	5,772	
April	6,428	
May	6,428	
June	6,428	

**QUALITY**

	Contract Quantity	Contract Base Number	Contract *	Region	England
% of all assessments that were assess and fit appliances (rolling 12 month period)	397	427	93.0%	54.2%	54.1%
% of all assessments that were assess and refuse (rolling 12 month period)	2	427	0.5%	12.5%	12.4%
% of all assessments that were assess and review (rolling 12 month period)	28	427	6.6%	33.3%	33.5%
% of terminated courses where treatment was abandoned or discontinued (rolling 12 month period)	17	210	8.1%	7.4%	7.2%
% of completed treatments indicating that PAR score was taken (year to date)	58	109	53.2%	55.7%	58.9%
Rate of removable appliances per 100 fixed appliances - proposed treatment (rolling 12 month period)	0	53	0.00	5.51	5.66
Rate of removable appliances per 100 fixed appliances - completed treatment (rolling 12 month period)	0	243	0.00	4.71	4.88
% of courses of treatment with removable appliances only - proposed treatment (rolling 12 month period)	0	397	0.0%	1.8%	2.1%
% of courses of treatment with removable appliances only - completed treatment (rolling 12 month period)	0	193	0.0%	1.0%	1.5%
% of patients satisfied with the treatment they have received (rolling 12 month period)	14	14	100.0%	96.7%	95.7%

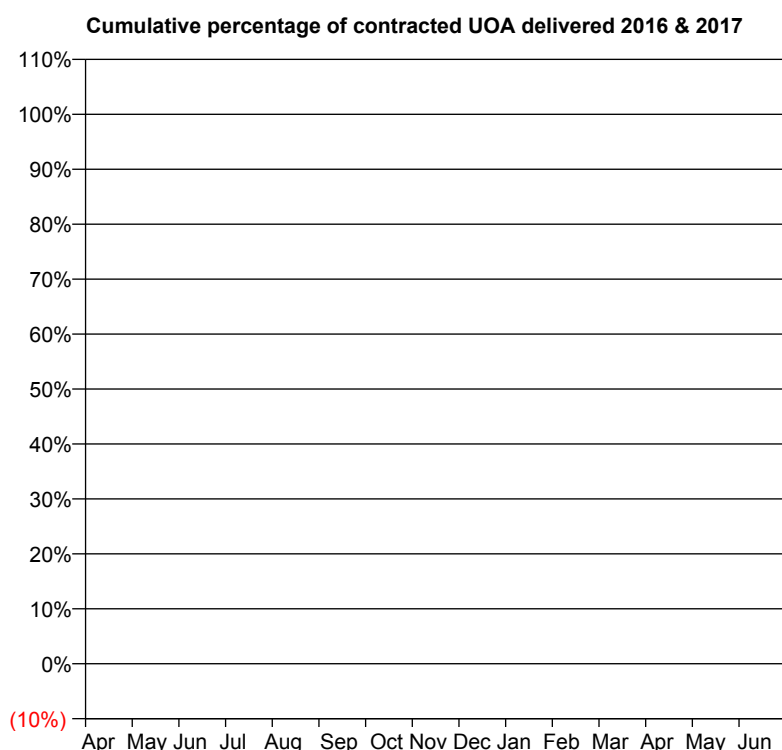
\* Figures in italics indicate that the base number is less than 100.

**Q49 - Vital Signs Orthodontic At a Glance Contract Report for 724491/0003 - September 2016**

Name or company name	MR NP COWELL
Contract type name	GDS Contract
Purpose of contract	General
Contract start date	01/04/2006
Contract end date	

16/17 Contracted general activity (UDA)	33,996
Carry forward general activity (UDA)	-205
16/17 Contracted orthodontic activity (UOA)	0
Carry forward orthodontic activity (UOA)	0
Baseline contract value	£815,934.12

ACCESS	Contract	England and Wales
24 month ratio of assessments to patient IDs	1.00	1.10

**ACTIVITY**


Month	Adjusted Scheduled Activity (UOA)	
	2016	2017
April	0	0
May	0	0
June	0	0
July	0	23
August	0	23
September	0	23
October	0	
November	0	
December	0	
January	0	
February	0	
March	0	
April	0	
May	0	
June	0	

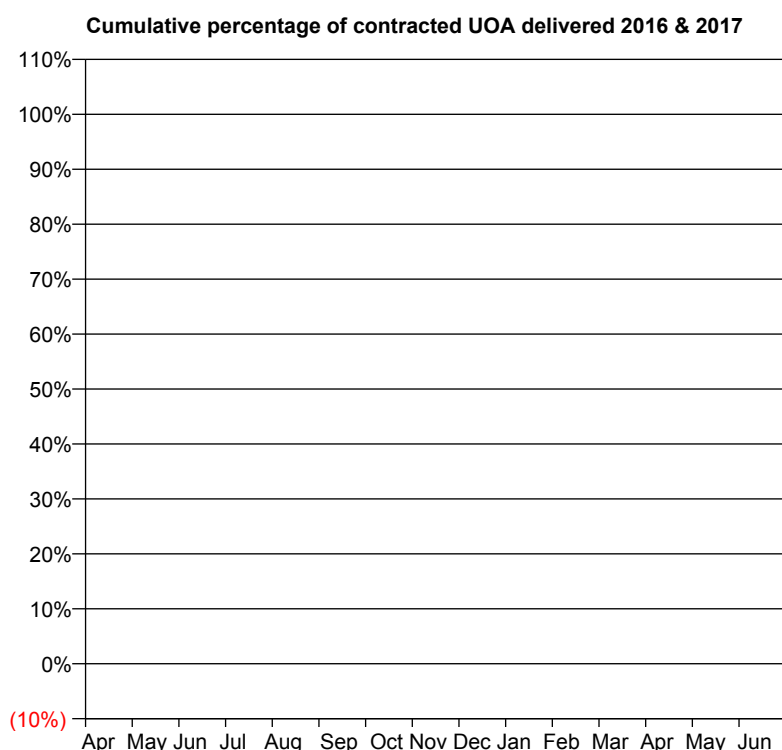
QUALITY	Contract Quantity	Contract Base Number	Contract *	Region	England
% of all assessments that were assess and fit appliances (rolling 12 month period)	1	1	100.0%	54.2%	54.1%
% of all assessments that were assess and refuse (rolling 12 month period)	0	1	0.0%	12.5%	12.4%
% of all assessments that were assess and review (rolling 12 month period)	0	1	0.0%	33.3%	33.5%
% of terminated courses where treatment was abandoned or discontinued (rolling 12 month period)	0	0	N/A	7.4%	7.2%
% of completed treatments indicating that PAR score was taken (year to date)	0	0	N/A	55.7%	58.9%
Rate of removable appliances per 100 fixed appliances - proposed treatment (rolling 12 month period)	0	0	N/A	5.51	5.66
Rate of removable appliances per 100 fixed appliances - completed treatment (rolling 12 month period)	0	0	N/A	4.71	4.88
% of courses of treatment with removable appliances only - proposed treatment (rolling 12 month period)	0	1	0.0%	1.8%	2.1%
% of courses of treatment with removable appliances only - completed treatment (rolling 12 month period)	0	0	N/A	1.0%	1.5%
% of patients satisfied with the treatment they have received (rolling 12 month period)	0	0	N/A	96.7%	95.7%

\* Figures in italics indicate that the base number is less than 100.

**Q49 - Vital Signs Orthodontic At a Glance Contract Report for 729086/0001 - September 2016**

Name or company name	MR JA BRAIDWOOD	16/17 Contracted general activity (UDA)	6,118
Contract type name	GDS Contract	Carry forward general activity (UDA)	0
Purpose of contract	General	16/17 Contracted orthodontic activity (UOA)	0
Contract start date	01/04/2006	Carry forward orthodontic activity (UOA)	0
Contract end date		Baseline contract value	£146,360.37

ACCESS	Contract	England and Wales
24 month ratio of assessments to patient IDs	1.02	1.10

**ACTIVITY**


Adjusted Scheduled Activity (UOA)		
Month	2016	2017
April	0	0
May	0	2
June	3	3
July	5	5
August	7	6
September	17	7
October	20	
November	20	
December	20	
January	20	
February	20	
March	20	
April	22	
May	22	
June	22	

**QUALITY**

	Contract Quantity	Contract Base Number	Contract *	Region	England
% of all assessments that were assess and fit appliances (rolling 12 month period)	0	11	0.0%	54.2%	54.1%
% of all assessments that were assess and refuse (rolling 12 month period)	0	11	0.0%	12.5%	12.4%
% of all assessments that were assess and review (rolling 12 month period)	11	11	100.0%	33.3%	33.5%
% of terminated courses where treatment was abandoned or discontinued (rolling 12 month period)	0	0	N/A	7.4%	7.2%
% of completed treatments indicating that PAR score was taken (year to date)	0	0	N/A	55.7%	58.9%
Rate of removable appliances per 100 fixed appliances - proposed treatment (rolling 12 month period)	0	0	N/A	5.51	5.66
Rate of removable appliances per 100 fixed appliances - completed treatment (rolling 12 month period)	0	0	N/A	4.71	4.88
% of courses of treatment with removable appliances only - proposed treatment (rolling 12 month period)	0	0	N/A	1.8%	2.1%
% of courses of treatment with removable appliances only - completed treatment (rolling 12 month period)	0	0	N/A	1.0%	1.5%
% of patients satisfied with the treatment they have received (rolling 12 month period)	0	0	N/A	96.7%	95.7%

\* Figures in italics indicate that the base number is less than 100.

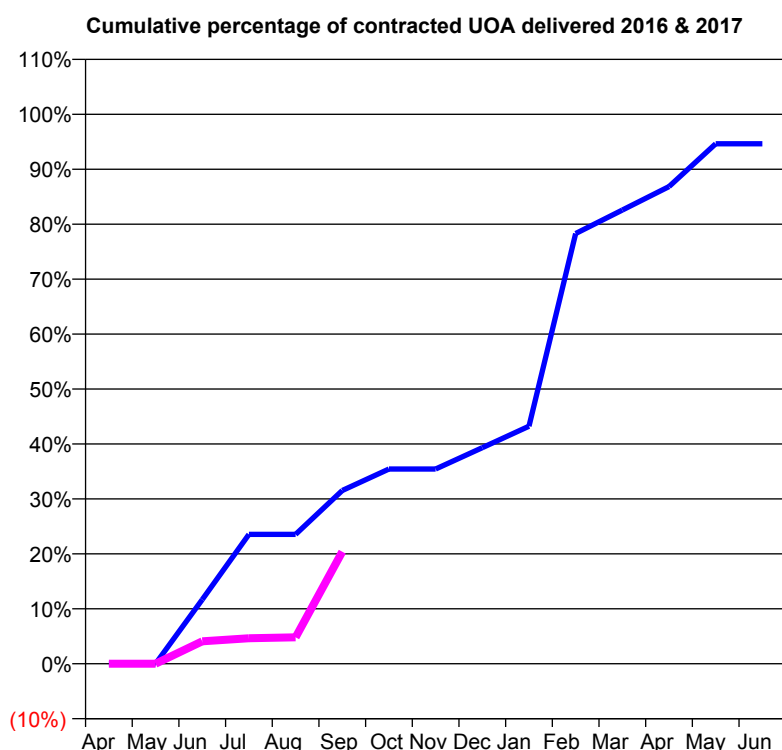
**Q49 - Vital Signs Orthodontic At a Glance Contract Report for 729566/0001 - September 2016**

Name or company name	MR IF DAVIDSON
Contract type name	GDS Contract
Purpose of contract	General and Orthodontic
Contract start date	01/04/2006
Contract end date	

16/17 Contracted general activity (UDA)	8,708
Carry forward general activity (UDA)	0
16/17 Contracted orthodontic activity (UOA)	539
Carry forward orthodontic activity (UOA)	0
Baseline contract value	£246,910.92

**ACCESS**

	Contract	England and Wales
24 month ratio of assessments to patient IDs	1.01	1.10

**ACTIVITY**


Month	Adjusted Scheduled Activity (UOA)	
	2016	2017
April	0	0
May	0	0
June	63	22
July	127	25
August	127	26
September	170	110
October	191	
November	191	
December	212	
January	233	
February	422	
March	445	
April	468	
May	510	
June	510	

**QUALITY**

	Contract Quantity	Contract Base Number	Contract *	Region	England
% of all assessments that were assess and fit appliances (rolling 12 month period)	21	31	67.7%	54.2%	54.1%
% of all assessments that were assess and refuse (rolling 12 month period)	9	31	29.0%	12.5%	12.4%
% of all assessments that were assess and review (rolling 12 month period)	1	31	3.2%	33.3%	33.5%
% of terminated courses where treatment was abandoned or discontinued (rolling 12 month period)	2	20	10.0%	7.4%	7.2%
% of completed treatments indicating that PAR score was taken (year to date)	12	12	100.0%	55.7%	58.9%
Rate of removable appliances per 100 fixed appliances - proposed treatment (rolling 12 month period)	3	39	7.69	5.51	5.66
Rate of removable appliances per 100 fixed appliances - completed treatment (rolling 12 month period)	0	0	N/A	4.71	4.88
% of courses of treatment with removable appliances only - proposed treatment (rolling 12 month period)	0	21	0.0%	1.8%	2.1%
% of courses of treatment with removable appliances only - completed treatment (rolling 12 month period)	0	18	0.0%	1.0%	1.5%
% of patients satisfied with the treatment they have received (rolling 12 month period)	3	3	100.0%	96.7%	95.7%

\* Figures in italics indicate that the base number is less than 100.



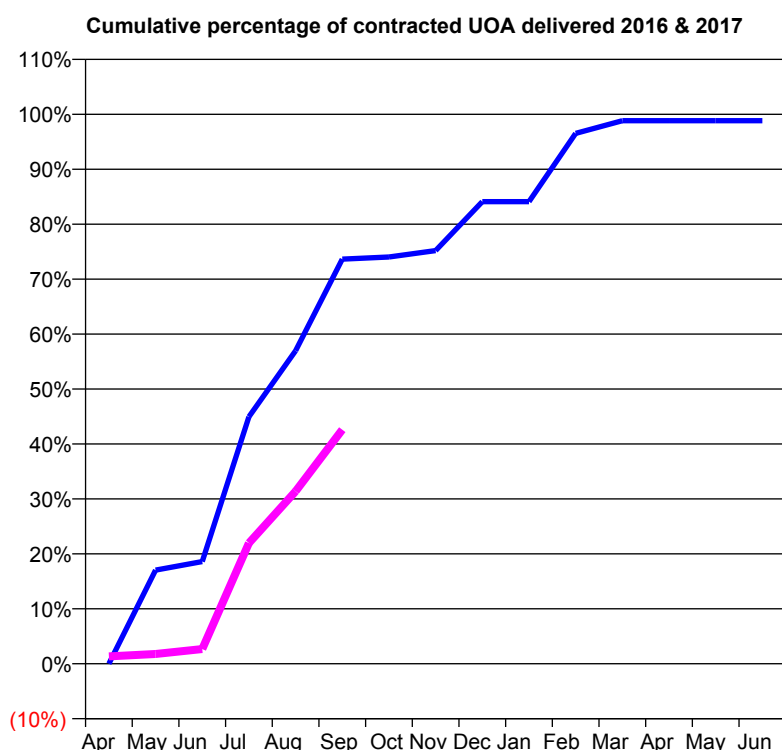
**Q49 - Vital Signs Orthodontic At a Glance Contract Report for 730696/0001 - September 2016**

Name or company name	MR PJ PEARSON
Contract type name	GDS Contract
Purpose of contract	General and Orthodontic
Contract start date	01/04/2006
Contract end date	

16/17 Contracted general activity (UDA)	18,500
Carry forward general activity (UDA)	0
16/17 Contracted orthodontic activity (UOA)	223
Carry forward orthodontic activity (UOA)	-3
Baseline contract value	£467,440.35

**ACCESS**

	Contract	England and Wales
24 month ratio of assessments to patient IDs	1.09	1.10

**ACTIVITY**


Month	Adjusted Scheduled Activity (UOA)	
	2016	2017
April	0	3
May	44	4
June	48	6
July	116	49
August	147	70
September	190	95
October	191	
November	194	
December	217	
January	217	
February	249	
March	255	
April	255	
May	255	
June	255	

**QUALITY**

	Contract Quantity	Contract Base Number	Contract *	Region	England
% of all assessments that were assess and fit appliances (rolling 12 month period)	7	34	20.6%	54.2%	54.1%
% of all assessments that were assess and refuse (rolling 12 month period)	5	34	14.7%	12.5%	12.4%
% of all assessments that were assess and review (rolling 12 month period)	22	34	64.7%	33.3%	33.5%
% of terminated courses where treatment was abandoned or discontinued (rolling 12 month period)	0	9	0.0%	7.4%	7.2%
% of completed treatments indicating that PAR score was taken (year to date)	1	2	50.0%	55.7%	58.9%
Rate of removable appliances per 100 fixed appliances - proposed treatment (rolling 12 month period)	2	4	50.00	5.51	5.66
Rate of removable appliances per 100 fixed appliances - completed treatment (rolling 12 month period)	4	5	80.00	4.71	4.88
% of courses of treatment with removable appliances only - proposed treatment (rolling 12 month period)	2	7	28.6%	1.8%	2.1%
% of courses of treatment with removable appliances only - completed treatment (rolling 12 month period)	3	9	33.3%	1.0%	1.5%
% of patients satisfied with the treatment they have received (rolling 12 month period)	0	0	N/A	96.7%	95.7%

\* Figures in italics indicate that the base number is less than 100.

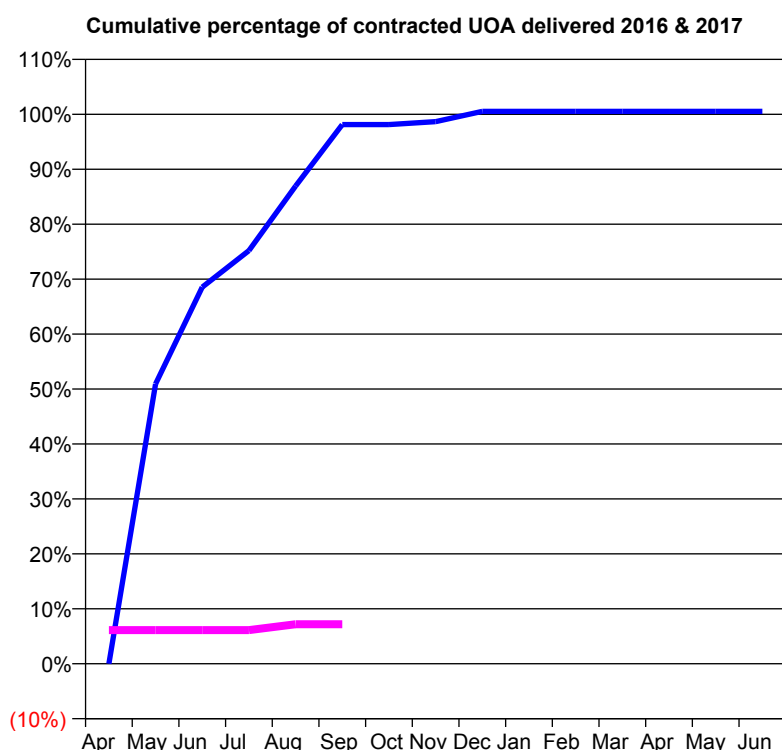
**Q49 - Vital Signs Orthodontic At a Glance Contract Report for 784540/0001 - September 2016**

Name or company name	JL and VA Gamon
Contract type name	GDS Contract
Purpose of contract	General and Orthodontic
Contract start date	12/04/2009
Contract end date	

16/17 Contracted general activity (UDA)	13,247
Carry forward general activity (UDA)	-238
16/17 Contracted orthodontic activity (UOA)	375
Carry forward orthodontic activity (UOA)	0
Baseline contract value	£315,048.45

**ACCESS**

	Contract	England and Wales
24 month ratio of assessments to patient IDs	1.04	1.10

**ACTIVITY**


Month	Adjusted Scheduled Activity (UOA)	
	2016	2017
April	0	23
May	191	23
June	257	23
July	282	23
August	326	27
September	368	27
October	368	
November	370	
December	377	
January	377	
February	377	
March	377	
April	377	
May	377	
June	377	

**QUALITY**

	Contract Quantity	Contract Base Number	Contract *	Region	England
% of all assessments that were assess and fit appliances (rolling 12 month period)	1	16	6.3%	54.2%	54.1%
% of all assessments that were assess and refuse (rolling 12 month period)	0	16	0.0%	12.5%	12.4%
% of all assessments that were assess and review (rolling 12 month period)	15	16	93.8%	33.3%	33.5%
% of terminated courses where treatment was abandoned or discontinued (rolling 12 month period)	5	15	33.3%	7.4%	7.2%
% of completed treatments indicating that PAR score was taken (year to date)	6	6	100.0%	55.7%	58.9%
Rate of removable appliances per 100 fixed appliances - proposed treatment (rolling 12 month period)	0	0	N/A	5.51	5.66
Rate of removable appliances per 100 fixed appliances - completed treatment (rolling 12 month period)	0	0	N/A	4.71	4.88
% of courses of treatment with removable appliances only - proposed treatment (rolling 12 month period)	0	1	0.0%	1.8%	2.1%
% of courses of treatment with removable appliances only - completed treatment (rolling 12 month period)	0	10	0.0%	1.0%	1.5%
% of patients satisfied with the treatment they have received (rolling 12 month period)	0	0	N/A	96.7%	95.7%

\* Figures in italics indicate that the base number is less than 100.

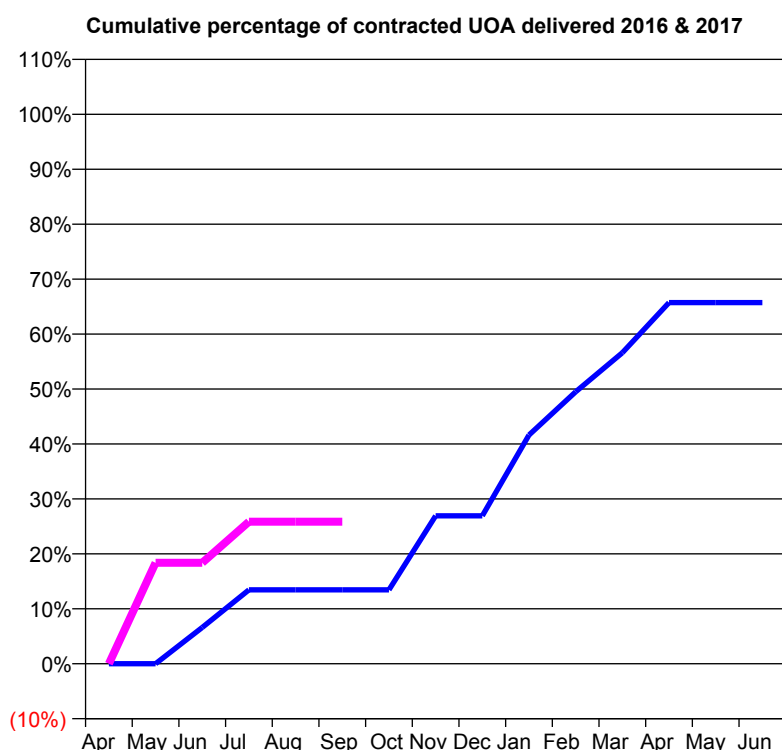
**Q49 - Vital Signs Orthodontic At a Glance Contract Report for 836184/0001 - September 2016**

Name or company name	MR JS BREEDON
Contract type name	GDS Contract
Purpose of contract	General and Orthodontic
Contract start date	01/04/2006
Contract end date	

16/17 Contracted general activity (UDA)	2,100
Carry forward general activity (UDA)	0
16/17 Contracted orthodontic activity (UOA)	348
Carry forward orthodontic activity (UOA)	0
Baseline contract value	£61,842.08

**ACCESS**

	Contract	England and Wales
24 month ratio of assessments to patient IDs	1.03	1.10

**ACTIVITY**


Month	Adjusted Scheduled Activity (UOA)	
	2016	2017
April	0	0
May	0	64
June	21	64
July	43	90
August	43	90
September	43	90
October	43	
November	86	
December	86	
January	132	
February	157	
March	180	
April	209	
May	209	
June	209	

**QUALITY**

	Contract Quantity	Contract Base Number	Contract *	Region	England
% of all assessments that were assess and fit appliances (rolling 12 month period)	16	18	88.9%	54.2%	54.1%
% of all assessments that were assess and refuse (rolling 12 month period)	1	18	5.6%	12.5%	12.4%
% of all assessments that were assess and review (rolling 12 month period)	1	18	5.6%	33.3%	33.5%
% of terminated courses where treatment was abandoned or discontinued (rolling 12 month period)	2	20	10.0%	7.4%	7.2%
% of completed treatments indicating that PAR score was taken (year to date)	6	6	100.0%	55.7%	58.9%
Rate of removable appliances per 100 fixed appliances - proposed treatment (rolling 12 month period)	5	22	22.73	5.51	5.66
Rate of removable appliances per 100 fixed appliances - completed treatment (rolling 12 month period)	4	26	15.38	4.71	4.88
% of courses of treatment with removable appliances only - proposed treatment (rolling 12 month period)	5	16	31.3%	1.8%	2.1%
% of courses of treatment with removable appliances only - completed treatment (rolling 12 month period)	4	18	22.2%	1.0%	1.5%
% of patients satisfied with the treatment they have received (rolling 12 month period)	1	1	100.0%	96.7%	95.7%

\* Figures in italics indicate that the base number is less than 100.

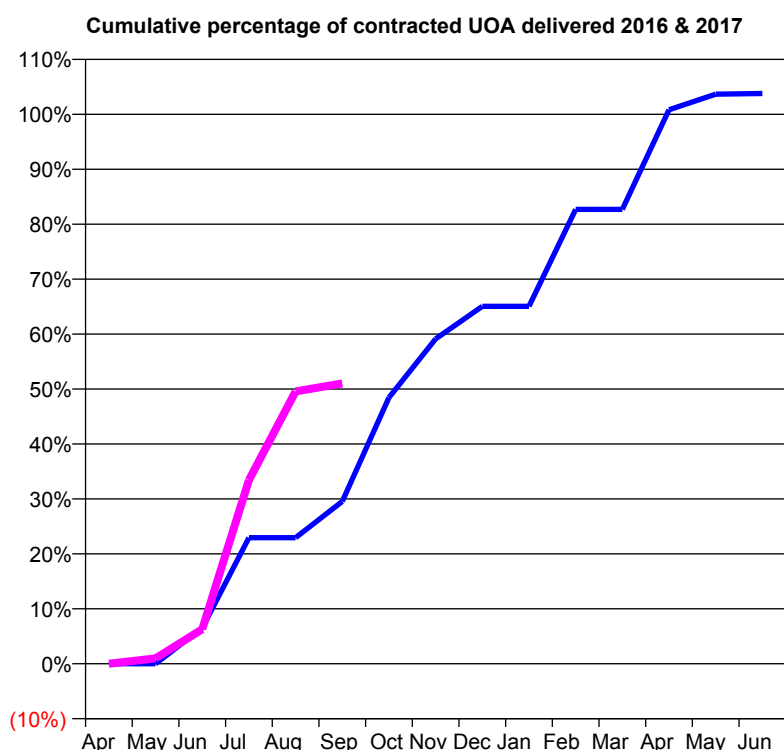
**Q49 - Vital Signs Orthodontic At a Glance Contract Report for 914797/0001 - September 2016**

Name or company name	MR RJ PARKER
Contract type name	GDS Contract
Purpose of contract	General and Orthodontic
Contract start date	01/04/2006
Contract end date	

16/17 Contracted general activity (UDA)	300
Carry forward general activity (UDA)	0
16/17 Contracted orthodontic activity (UOA)	810
Carry forward orthodontic activity (UOA)	0
Baseline contract value	£59,207.69

**ACCESS**

	Contract	England and Wales
24 month ratio of assessments to patient IDs	1.13	1.10

**ACTIVITY**


Month	Adjusted Scheduled Activity (UOA)	
	2016	2017
April	0	0
May	0	8
June	53	51
July	186	271
August	186	401
September	239	413
October	392	
November	479	
December	527	
January	527	
February	670	
March	670	
April	817	
May	840	
June	841	

**QUALITY**

	Contract Quantity	Contract Base Number	Contract *	Region	England
% of all assessments that were assess and fit appliances (rolling 12 month period)	45	110	40.9%	54.2%	54.1%
% of all assessments that were assess and refuse (rolling 12 month period)	10	110	9.1%	12.5%	12.4%
% of all assessments that were assess and review (rolling 12 month period)	55	110	50.0%	33.3%	33.5%
% of terminated courses where treatment was abandoned or discontinued (rolling 12 month period)	2	25	8.0%	7.4%	7.2%
% of completed treatments indicating that PAR score was taken (year to date)	16	16	100.0%	55.7%	58.9%
Rate of removable appliances per 100 fixed appliances - proposed treatment (rolling 12 month period)	15	86	17.44	5.51	5.66
Rate of removable appliances per 100 fixed appliances - completed treatment (rolling 12 month period)	9	42	21.43	4.71	4.88
% of courses of treatment with removable appliances only - proposed treatment (rolling 12 month period)	0	45	0.0%	1.8%	2.1%
% of courses of treatment with removable appliances only - completed treatment (rolling 12 month period)	0	23	0.0%	1.0%	1.5%
% of patients satisfied with the treatment they have received (rolling 12 month period)	2	2	100.0%	96.7%	95.7%

\* Figures in italics indicate that the base number is less than 100.

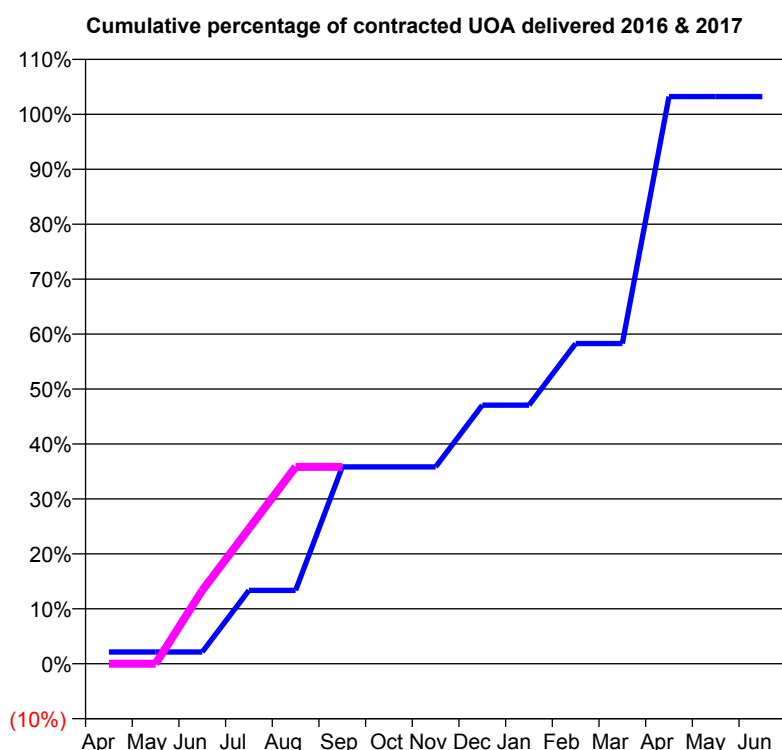
**Q50 - Vital Signs Orthodontic At a Glance Contract Report for 101281/0039 - September 2016**

Name or company name	OASIS DENTAL CARE LTD
Contract type name	GDS Contract
Purpose of contract	General and Orthodontic
Contract start date	01/04/2006
Contract end date	

16/17 Contracted general activity (UDA)	27,920
Carry forward general activity (UDA)	0
16/17 Contracted orthodontic activity (UOA)	187
Carry forward orthodontic activity (UOA)	0
Baseline contract value	£827,006.10

**ACCESS**

	Contract	England and Wales
24 month ratio of assessments to patient IDs	1.00	1.10

**ACTIVITY**


Month	Adjusted Scheduled Activity (UOA)	
	2016	2017
April	4	0
May	4	0
June	4	25
July	25	46
August	25	67
September	67	67
October	67	
November	67	
December	88	
January	88	
February	109	
March	109	
April	193	
May	193	
June	193	

**QUALITY**

	Contract Quantity	Contract Base Number	Contract *	Region	England
% of all assessments that were assess and fit appliances (rolling 12 month period)	10	10	100.0%	54.2%	54.1%
% of all assessments that were assess and refuse (rolling 12 month period)	0	10	0.0%	12.5%	12.4%
% of all assessments that were assess and review (rolling 12 month period)	0	10	0.0%	33.3%	33.5%
% of terminated courses where treatment was abandoned or discontinued (rolling 12 month period)	3	9	33.3%	7.4%	7.2%
% of completed treatments indicating that PAR score was taken (year to date)	0	1	0.0%	55.7%	58.9%
Rate of removable appliances per 100 fixed appliances - proposed treatment (rolling 12 month period)	5	18	27.78	5.51	5.66
Rate of removable appliances per 100 fixed appliances - completed treatment (rolling 12 month period)	0	0	N/A	4.71	4.88
% of courses of treatment with removable appliances only - proposed treatment (rolling 12 month period)	1	10	10.0%	1.8%	2.1%
% of courses of treatment with removable appliances only - completed treatment (rolling 12 month period)	0	6	0.0%	1.0%	1.5%
% of patients satisfied with the treatment they have received (rolling 12 month period)	0	0	N/A	96.7%	95.7%

\* Figures in italics indicate that the base number is less than 100.

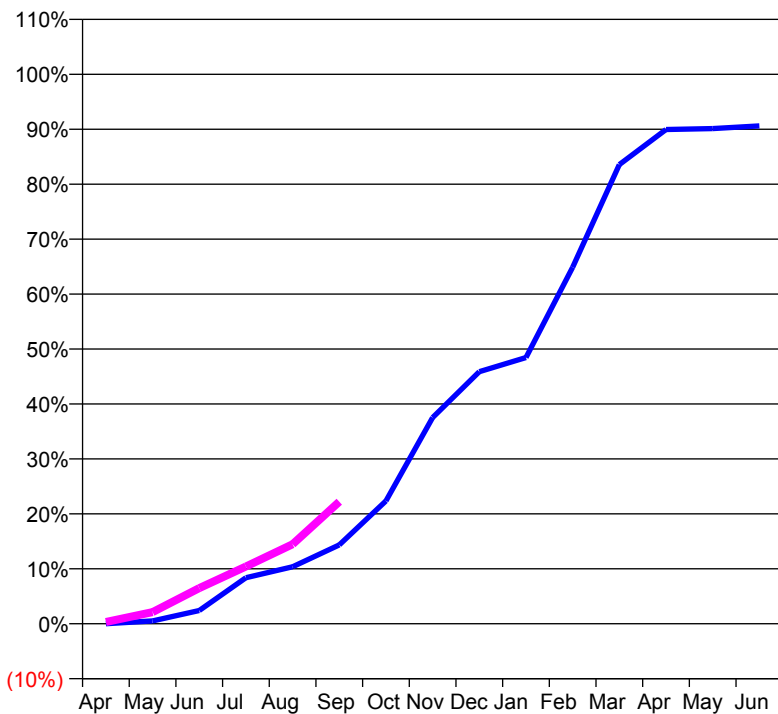
**Q50 - Vital Signs Orthodontic At a Glance Contract Report for 101974/0001 - September 2016**

Name or company name	SMILE ORTHODONTICS YORKSHIRE LLI
Contract type name	PDS Contract
Purpose of contract	Orthodontic
Contract start date	01/04/2012
Contract end date	31/03/2017

16/17 Contracted general activity (UDA)	0
Carry forward general activity (UDA)	0
16/17 Contracted orthodontic activity (UOA)	13,002
Carry forward orthodontic activity (UOA)	0
Baseline contract value	£728,823.24

**ACCESS**

	Contract	England and Wales
24 month ratio of assessments to patient IDs	1.04	1.10

**ACTIVITY**
**Cumulative percentage of contracted UOA delivered 2016 & 2017**

**Adjusted Scheduled Activity (UOA)**

Month	2016	2017
April	0	42
May	68	275
June	314	843
July	1,089	1,354
August	1,348	1,881
September	1,865	2,889
October	2,906	
November	4,881	
December	5,965	
January	6,300	
February	8,436	
March	10,865	
April	11,694	
May	11,717	
June	11,780	

**QUALITY**

	Contract Quantity	Contract Base Number	Contract *	Region	England
% of all assessments that were assess and fit appliances (rolling 12 month period)	622	763	81.5%	54.2%	54.1%
% of all assessments that were assess and refuse (rolling 12 month period)	23	763	3.0%	12.5%	12.4%
% of all assessments that were assess and review (rolling 12 month period)	118	763	15.5%	33.3%	33.5%
% of terminated courses where treatment was abandoned or discontinued (rolling 12 month period)	35	240	14.6%	7.4%	7.2%
% of completed treatments indicating that PAR score was taken (year to date)	1	111	0.9%	55.7%	58.9%
Rate of removable appliances per 100 fixed appliances - proposed treatment (rolling 12 month period)	92	1,188	7.74	5.51	5.66
Rate of removable appliances per 100 fixed appliances - completed treatment (rolling 12 month period)	18	371	4.85	4.71	4.88
% of courses of treatment with removable appliances only - proposed treatment (rolling 12 month period)	19	622	3.1%	1.8%	2.1%
% of courses of treatment with removable appliances only - completed treatment (rolling 12 month period)	17	205	8.3%	1.0%	1.5%
% of patients satisfied with the treatment they have received (rolling 12 month period)	20	20	100.0%	96.7%	95.7%

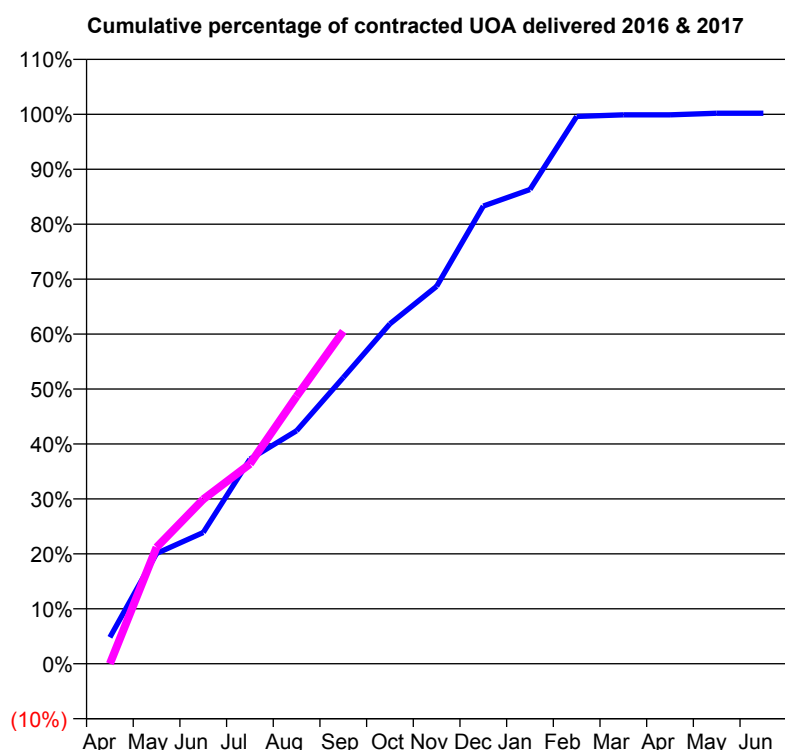
\* Figures in italics indicate that the base number is less than 100.

**Q50 - Vital Signs Orthodontic At a Glance Contract Report for 102741/0001 - September 2016**

Name or company name	Orthokind Limited	16/17 Contracted general activity (UDA)	0
Contract type name	PDS Contract	Carry forward general activity (UDA)	0
Purpose of contract	Orthodontic	16/17 Contracted orthodontic activity (UOA)	7,500
Contract start date	21/10/2010	Carry forward orthodontic activity (UOA)	0
Contract end date	31/03/2017	Baseline contract value	£420,410.26

**ACCESS**

	Contract	England and Wales
24 month ratio of assessments to patient IDs	1.17	1.10

**ACTIVITY**


Month	Adjusted Scheduled Activity (UOA)	
	2016	2017
April	362	0
May	1,506	1,589
June	1,791	2,245
July	2,792	2,728
August	3,181	3,650
September	3,906	4,538
October	4,640	
November	5,152	
December	6,247	
January	6,474	
February	7,470	
March	7,491	
April	7,491	
May	7,514	
June	7,514	

**QUALITY**

	Contract Quantity	Contract Base Number	Contract *	Region	England
% of all assessments that were assess and fit appliances (rolling 12 month period)	384	655	58.6%	54.2%	54.1%
% of all assessments that were assess and refuse (rolling 12 month period)	32	655	4.9%	12.5%	12.4%
% of all assessments that were assess and review (rolling 12 month period)	239	655	36.5%	33.3%	33.5%
% of terminated courses where treatment was abandoned or discontinued (rolling 12 month period)	24	337	7.1%	7.4%	7.2%
% of completed treatments indicating that PAR score was taken (year to date)	142	174	81.6%	55.7%	58.9%
Rate of removable appliances per 100 fixed appliances - proposed treatment (rolling 12 month period)	26	743	3.50	5.51	5.66
Rate of removable appliances per 100 fixed appliances - completed treatment (rolling 12 month period)	9	605	1.49	4.71	4.88
% of courses of treatment with removable appliances only - proposed treatment (rolling 12 month period)	10	384	2.6%	1.8%	2.1%
% of courses of treatment with removable appliances only - completed treatment (rolling 12 month period)	5	313	1.6%	1.0%	1.5%
% of patients satisfied with the treatment they have received (rolling 12 month period)	9	9	100.0%	96.7%	95.7%

\* Figures in italics indicate that the base number is less than 100.

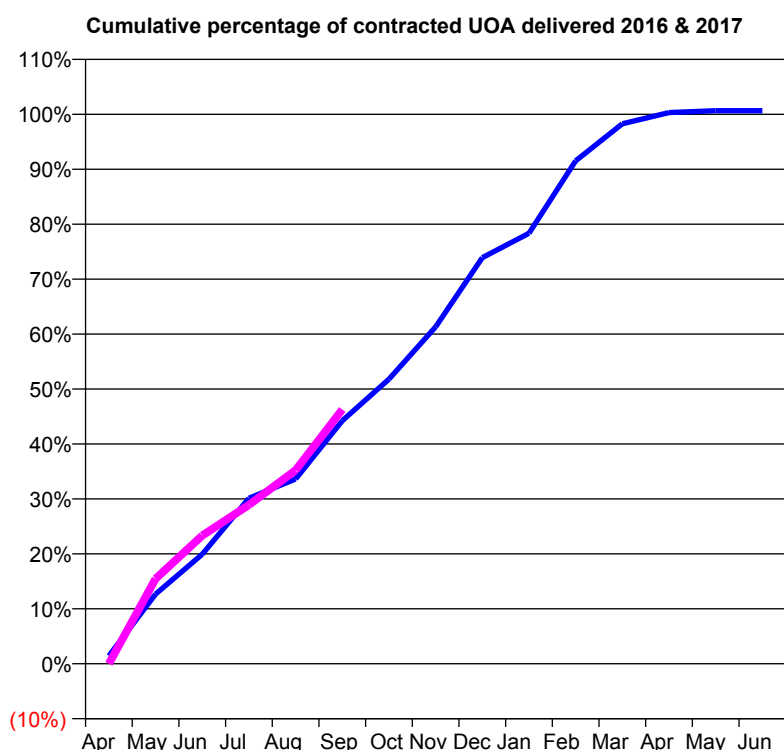
**Q50 - Vital Signs Orthodontic At a Glance Contract Report for 106003/0001 - September 2016**

Name or company name	Orthodontic Centre (UK) Limited Company
Contract type name	PDS Contract
Purpose of contract	Orthodontic
Contract start date	01/04/2012
Contract end date	31/03/2017

16/17 Contracted general activity (UDA)	0
Carry forward general activity (UDA)	0
16/17 Contracted orthodontic activity (UOA)	12,421
Carry forward orthodontic activity (UOA)	0
Baseline contract value	£675,660.79

**ACCESS**

	Contract	England and Wales
24 month ratio of assessments to patient IDs	1.07	1.10

**ACTIVITY**


Month	Adjusted Scheduled Activity (UOA)	
	2016	2017
April	180	0
May	1,575	1,921
June	2,476	2,897
July	3,742	3,591
August	4,177	4,376
September	5,494	5,747
October	6,434	
November	7,615	
December	9,181	
January	9,732	
February	11,367	
March	12,205	
April	12,460	
May	12,502	
June	12,502	

**QUALITY**

	Contract Quantity	Contract Base Number	Contract *	Region	England
% of all assessments that were assess and fit appliances (rolling 12 month period)	565	1,501	37.6%	54.2%	54.1%
% of all assessments that were assess and refuse (rolling 12 month period)	151	1,501	10.1%	12.5%	12.4%
% of all assessments that were assess and review (rolling 12 month period)	785	1,501	52.3%	33.3%	33.5%
% of terminated courses where treatment was abandoned or discontinued (rolling 12 month period)	19	615	3.1%	7.4%	7.2%
% of completed treatments indicating that PAR score was taken (year to date)	26	299	8.7%	55.7%	58.9%
Rate of removable appliances per 100 fixed appliances - proposed treatment (rolling 12 month period)	14	1,106	1.27	5.51	5.66
Rate of removable appliances per 100 fixed appliances - completed treatment (rolling 12 month period)	4	1,174	0.34	4.71	4.88
% of courses of treatment with removable appliances only - proposed treatment (rolling 12 month period)	1	565	0.2%	1.8%	2.1%
% of courses of treatment with removable appliances only - completed treatment (rolling 12 month period)	2	596	0.3%	1.0%	1.5%
% of patients satisfied with the treatment they have received (rolling 12 month period)	15	16	93.8%	96.7%	95.7%

\* Figures in italics indicate that the base number is less than 100.



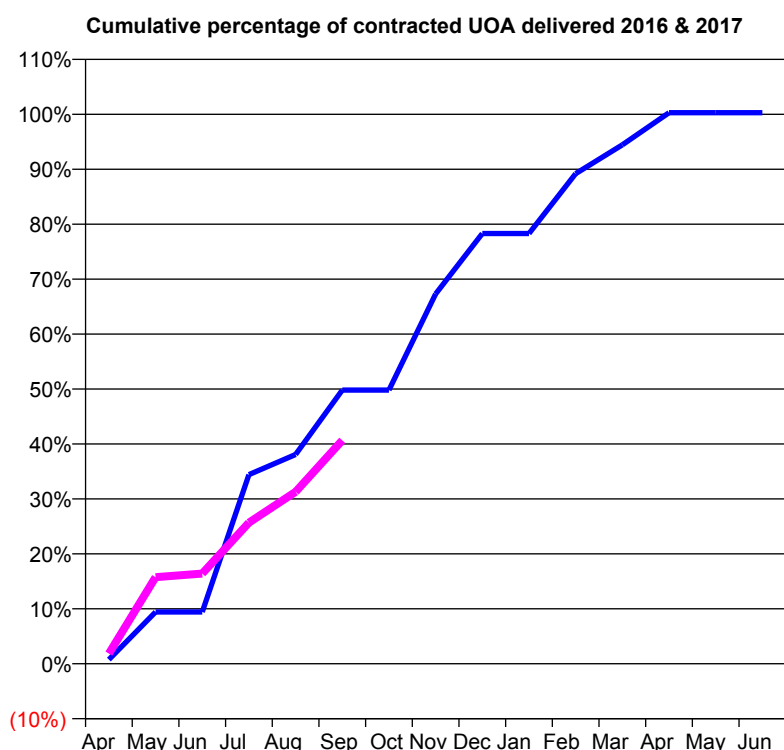
**Q50 - Vital Signs Orthodontic At a Glance Contract Report for 106003/0002 - September 2016**

Name or company name	Orthodontic Centre (UK) Limited Company
Contract type name	PDS Contract
Purpose of contract	Orthodontic
Contract start date	01/01/2013
Contract end date	31/12/2019

16/17 Contracted general activity (UDA)	0
Carry forward general activity (UDA)	0
16/17 Contracted orthodontic activity (UOA)	3,500
Carry forward orthodontic activity (UOA)	0
Baseline contract value	£184,165.46

**ACCESS**

	Contract	England and Wales
24 month ratio of assessments to patient IDs	1.17	1.10

**ACTIVITY**


Month	Adjusted Scheduled Activity (UOA)	
	2016	2017
April	27	65
May	330	552
June	330	575
July	1,205	899
August	1,333	1,095
September	1,743	1,423
October	1,743	
November	2,356	
December	2,740	
January	2,740	
February	3,122	
March	3,305	
April	3,510	
May	3,510	
June	3,510	

**QUALITY**

	Contract Quantity	Contract Base Number	Contract *	Region	England
% of all assessments that were assess and fit appliances (rolling 12 month period)	149	283	52.7%	54.2%	54.1%
% of all assessments that were assess and refuse (rolling 12 month period)	28	283	9.9%	12.5%	12.4%
% of all assessments that were assess and review (rolling 12 month period)	106	283	37.5%	33.3%	33.5%
% of terminated courses where treatment was abandoned or discontinued (rolling 12 month period)	6	148	4.1%	7.4%	7.2%
% of completed treatments indicating that PAR score was taken (year to date)	7	71	9.9%	55.7%	58.9%
Rate of removable appliances per 100 fixed appliances - proposed treatment (rolling 12 month period)	19	290	6.55	5.51	5.66
Rate of removable appliances per 100 fixed appliances - completed treatment (rolling 12 month period)	2	281	0.71	4.71	4.88
% of courses of treatment with removable appliances only - proposed treatment (rolling 12 month period)	0	149	0.0%	1.8%	2.1%
% of courses of treatment with removable appliances only - completed treatment (rolling 12 month period)	1	142	0.7%	1.0%	1.5%
% of patients satisfied with the treatment they have received (rolling 12 month period)	4	4	100.0%	96.7%	95.7%

\* Figures in italics indicate that the base number is less than 100.

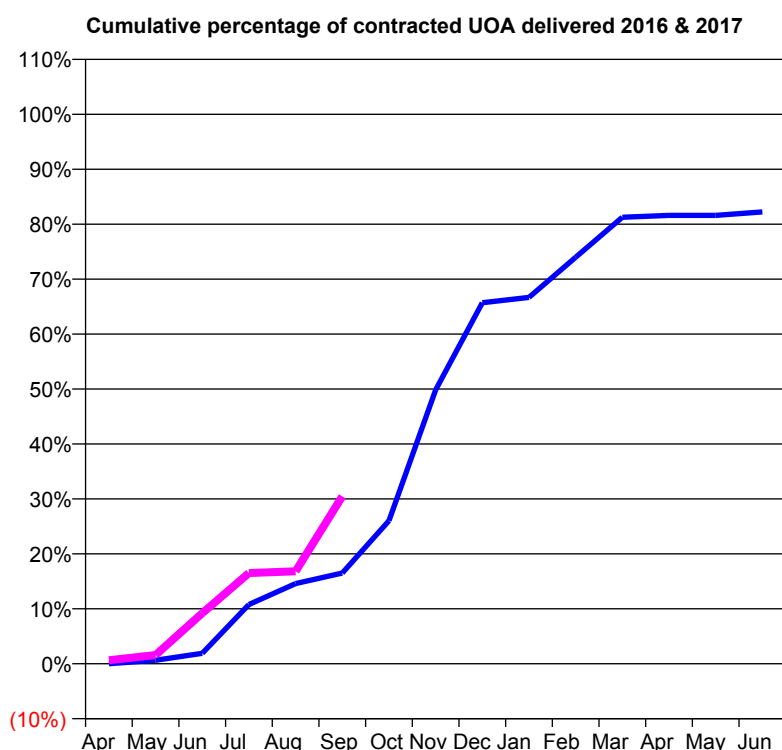
**Q50 - Vital Signs Orthodontic At a Glance Contract Report for 114650/0002 - September 2016**

Name or company name	Community Dental Clinic
Contract type name	PDS Contract
Purpose of contract	General and Orthodontic
Contract start date	01/05/2007
Contract end date	30/04/2017

16/17 Contracted general activity (UDA)	9,000
Carry forward general activity (UDA)	0
16/17 Contracted orthodontic activity (UOA)	315
Carry forward orthodontic activity (UOA)	0
Baseline contract value	£871,988.11

**ACCESS**

	Contract	England and Wales
24 month ratio of assessments to patient IDs	1.18	1.10

**ACTIVITY**


Month	Adjusted Scheduled Activity (UOA)	
	2016	2017
April	0	2
May	2	5
June	6	29
July	34	52
August	46	53
September	52	96
October	82	
November	157	
December	207	
January	210	
February	233	
March	256	
April	257	
May	257	
June	259	

**QUALITY**

	Contract Quantity	Contract Base Number	Contract *	Region	England
% of all assessments that were assess and fit appliances (rolling 12 month period)	17	68	25.0%	54.2%	54.1%
% of all assessments that were assess and refuse (rolling 12 month period)	0	68	0.0%	12.5%	12.4%
% of all assessments that were assess and review (rolling 12 month period)	51	68	75.0%	33.3%	33.5%
% of terminated courses where treatment was abandoned or discontinued (rolling 12 month period)	3	5	60.0%	7.4%	7.2%
% of completed treatments indicating that PAR score was taken (year to date)	0	0	N/A	55.7%	58.9%
Rate of removable appliances per 100 fixed appliances - proposed treatment (rolling 12 month period)	0	0	N/A	5.51	5.66
Rate of removable appliances per 100 fixed appliances - completed treatment (rolling 12 month period)	0	0	N/A	4.71	4.88
% of courses of treatment with removable appliances only - proposed treatment (rolling 12 month period)	0	17	0.0%	1.8%	2.1%
% of courses of treatment with removable appliances only - completed treatment (rolling 12 month period)	0	2	0.0%	1.0%	1.5%
% of patients satisfied with the treatment they have received (rolling 12 month period)	0	0	N/A	96.7%	95.7%

\* Figures in italics indicate that the base number is less than 100.

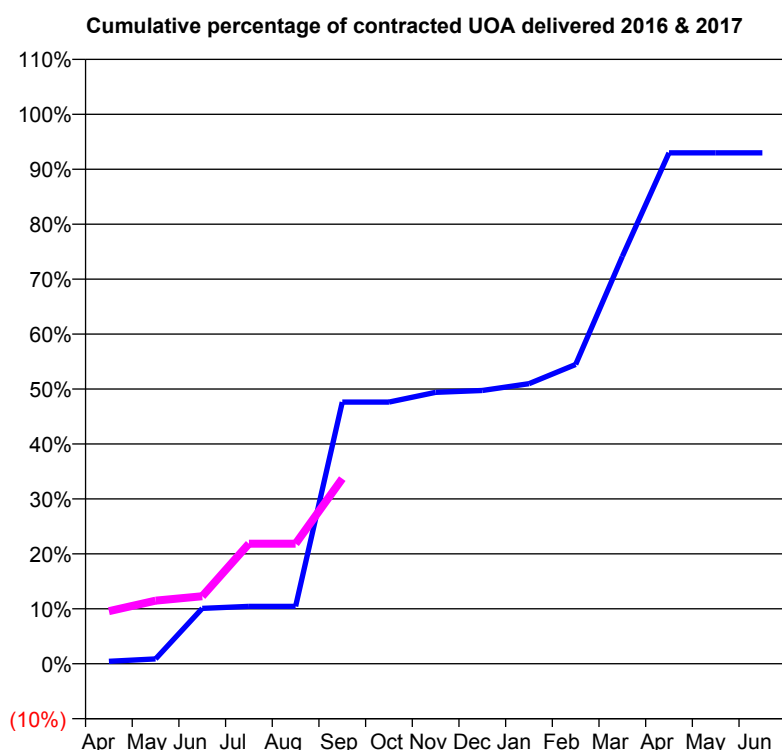
**Q50 - Vital Signs Orthodontic At a Glance Contract Report for 115339/0001 - September 2016**

Name or company name	Bondgate Dental Practice
Contract type name	GDS Contract
Purpose of contract	General and Orthodontic
Contract start date	01/03/2015
Contract end date	

16/17 Contracted general activity (UDA)	9,998
Carry forward general activity (UDA)	0
16/17 Contracted orthodontic activity (UOA)	228
Carry forward orthodontic activity (UOA)	0
Baseline contract value	£259,964.39

**ACCESS**

	Contract	England and Wales
24 month ratio of assessments to patient IDs	1.26	1.10

**ACTIVITY**


Month	Adjusted Scheduled Activity (UOA)	
	2016	2017
April	1	22
May	2	26
June	23	28
July	24	50
August	24	50
September	109	77
October	109	
November	113	
December	113	
January	116	
February	124	
March	169	
April	212	
May	212	
June	212	

**QUALITY**

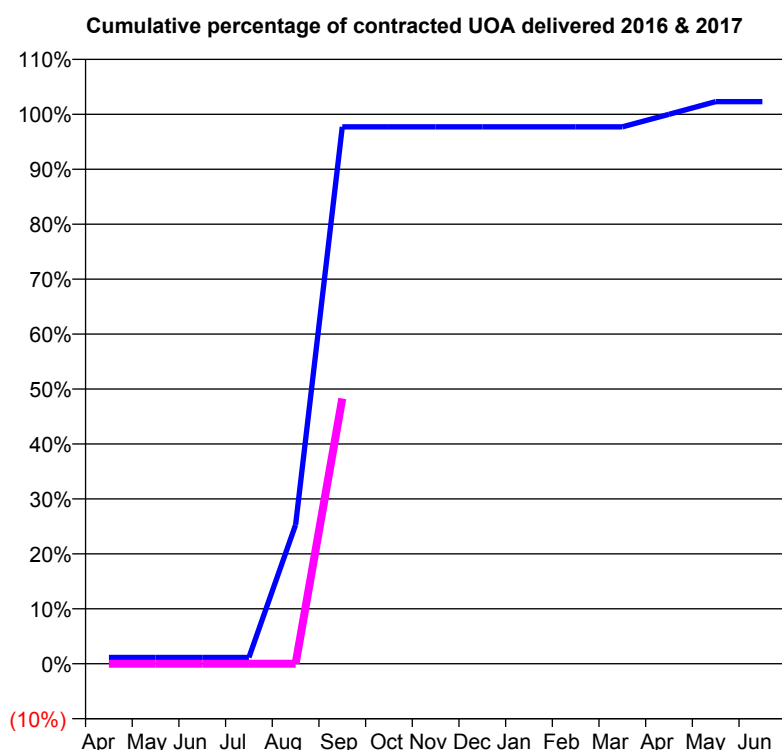
	Contract Quantity	Contract Base Number	Contract *	Region	England
% of all assessments that were assess and fit appliances (rolling 12 month period)	8	26	30.8%	54.2%	54.1%
% of all assessments that were assess and refuse (rolling 12 month period)	0	26	0.0%	12.5%	12.4%
% of all assessments that were assess and review (rolling 12 month period)	18	26	69.2%	33.3%	33.5%
% of terminated courses where treatment was abandoned or discontinued (rolling 12 month period)	0	0	N/A	7.4%	7.2%
% of completed treatments indicating that PAR score was taken (year to date)	0	0	N/A	55.7%	58.9%
Rate of removable appliances per 100 fixed appliances - proposed treatment (rolling 12 month period)	1	12	8.33	5.51	5.66
Rate of removable appliances per 100 fixed appliances - completed treatment (rolling 12 month period)	0	0	N/A	4.71	4.88
% of courses of treatment with removable appliances only - proposed treatment (rolling 12 month period)	1	8	12.5%	1.8%	2.1%
% of courses of treatment with removable appliances only - completed treatment (rolling 12 month period)	0	0	N/A	1.0%	1.5%
% of patients satisfied with the treatment they have received (rolling 12 month period)	0	0	N/A	96.7%	95.7%

\* Figures in italics indicate that the base number is less than 100.

**Q50 - Vital Signs Orthodontic At a Glance Contract Report for 121517/0001 - September 2016**

Name or company name	K L DOBBS	16/17 Contracted general activity (UDA)	27,495
Contract type name	GDS Contract	Carry forward general activity (UDA)	0
Purpose of contract	General and Orthodontic	16/17 Contracted orthodontic activity (UOA)	87
Contract start date	01/11/2014	Carry forward orthodontic activity (UOA)	0
Contract end date		Baseline contract value	£1,002,782.49

ACCESS	Contract	England and Wales
24 month ratio of assessments to patient IDs	1.00	1.10

**ACTIVITY**


Month	Adjusted Scheduled Activity (UOA)	
	2016	2017
April	1	0
May	1	0
June	1	0
July	1	0
August	22	0
September	85	42
October	85	
November	85	
December	85	
January	85	
February	85	
March	85	
April	87	
May	89	
June	89	

**QUALITY**

	Contract Quantity	Contract Base Number	Contract *	Region	England
% of all assessments that were assess and fit appliances (rolling 12 month period)	2	6	33.3%	54.2%	54.1%
% of all assessments that were assess and refuse (rolling 12 month period)	0	6	0.0%	12.5%	12.4%
% of all assessments that were assess and review (rolling 12 month period)	4	6	66.7%	33.3%	33.5%
% of terminated courses where treatment was abandoned or discontinued (rolling 12 month period)	0	6	0.0%	7.4%	7.2%
% of completed treatments indicating that PAR score was taken (year to date)	0	4	0.0%	55.7%	58.9%
Rate of removable appliances per 100 fixed appliances - proposed treatment (rolling 12 month period)	0	4	0.00	5.51	5.66
Rate of removable appliances per 100 fixed appliances - completed treatment (rolling 12 month period)	0	12	0.00	4.71	4.88
% of courses of treatment with removable appliances only - proposed treatment (rolling 12 month period)	0	2	0.0%	1.8%	2.1%
% of courses of treatment with removable appliances only - completed treatment (rolling 12 month period)	0	6	0.0%	1.0%	1.5%
% of patients satisfied with the treatment they have received (rolling 12 month period)	0	0	N/A	96.7%	95.7%

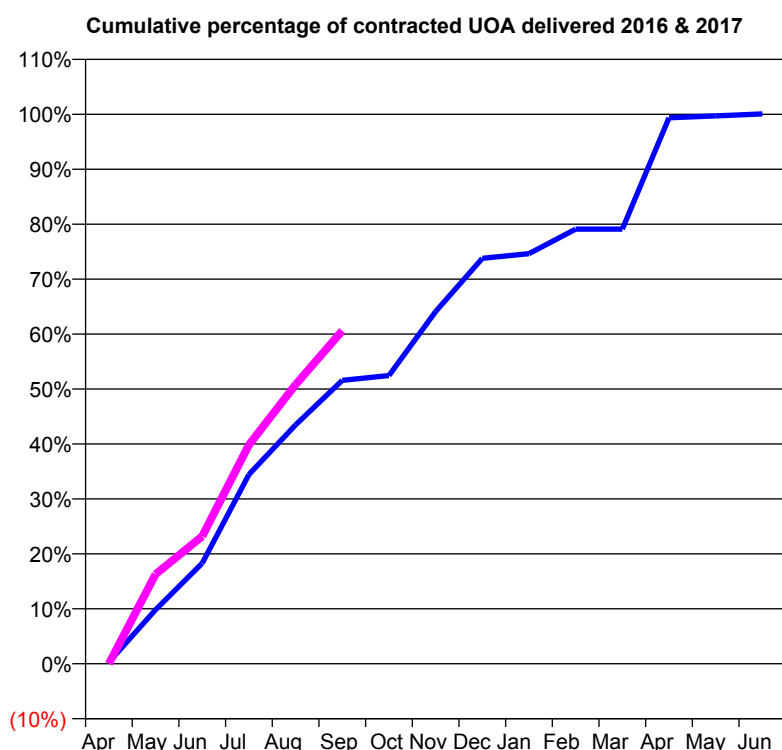
\* Figures in italics indicate that the base number is less than 100.

**Q50 - Vital Signs Orthodontic At a Glance Contract Report for 121517/0002 - September 2016**

Name or company name	K L DOBBS	16/17 Contracted general activity (UDA)	0
Contract type name	GDS Contract	Carry forward general activity (UDA)	0
Purpose of contract	Orthodontic	16/17 Contracted orthodontic activity (UOA)	7,192
Contract start date	01/11/2014	Carry forward orthodontic activity (UOA)	0
Contract end date		Baseline contract value	£428,996.15

**ACCESS**

	Contract	England and Wales
24 month ratio of assessments to patient IDs	1.08	1.10

**ACTIVITY**


Month	Adjusted Scheduled Activity (UOA)	
	2016	2017
April	22	0
May	707	1,172
June	1,316	1,670
July	2,477	2,865
August	3,127	3,654
September	3,710	4,359
October	3,773	
November	4,610	
December	5,306	
January	5,368	
February	5,689	
March	5,689	
April	7,147	
May	7,171	
June	7,196	

**QUALITY**

	Contract Quantity	Contract Base Number	Contract *	Region	England
% of all assessments that were assess and fit appliances (rolling 12 month period)	372	594	62.6%	54.2%	54.1%
% of all assessments that were assess and refuse (rolling 12 month period)	4	594	0.7%	12.5%	12.4%
% of all assessments that were assess and review (rolling 12 month period)	218	594	36.7%	33.3%	33.5%
% of terminated courses where treatment was abandoned or discontinued (rolling 12 month period)	19	362	5.2%	7.4%	7.2%
% of completed treatments indicating that PAR score was taken (year to date)	8	183	4.4%	55.7%	58.9%
Rate of removable appliances per 100 fixed appliances - proposed treatment (rolling 12 month period)	13	677	1.92	5.51	5.66
Rate of removable appliances per 100 fixed appliances - completed treatment (rolling 12 month period)	24	645	3.72	4.71	4.88
% of courses of treatment with removable appliances only - proposed treatment (rolling 12 month period)	12	372	3.2%	1.8%	2.1%
% of courses of treatment with removable appliances only - completed treatment (rolling 12 month period)	6	343	1.7%	1.0%	1.5%
% of patients satisfied with the treatment they have received (rolling 12 month period)	10	10	100.0%	96.7%	95.7%

\* Figures in italics indicate that the base number is less than 100.

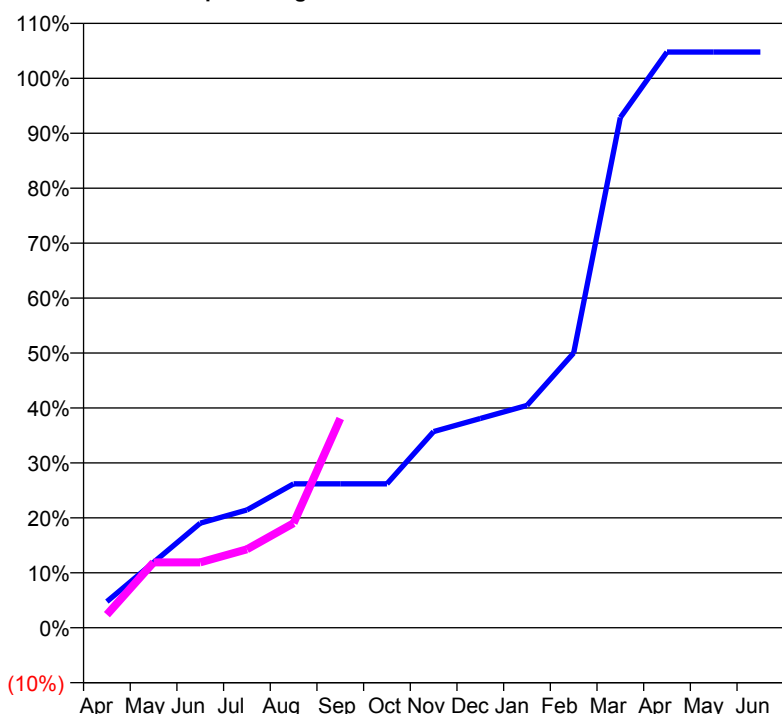
**Q50 - Vital Signs Orthodontic At a Glance Contract Report for 125717/0001 - September 2016**

Name or company name	Andrew Jones Dental Practice Ltd
Contract type name	GDS Contract
Purpose of contract	General and Orthodontic
Contract start date	01/04/2008
Contract end date	

16/17 Contracted general activity (UDA)	5,433
Carry forward general activity (UDA)	0
16/17 Contracted orthodontic activity (UOA)	42
Carry forward orthodontic activity (UOA)	0
Baseline contract value	£149,065.42

**ACCESS**

	Contract	England and Wales
24 month ratio of assessments to patient IDs	1.05	1.10

**ACTIVITY**
**Cumulative percentage of contracted UOA delivered 2016 & 2017**

**Adjusted Scheduled Activity (UOA)**

Month	2016	2017
April	2	1
May	5	5
June	8	5
July	9	6
August	11	8
September	11	16
October	11	
November	15	
December	16	
January	17	
February	21	
March	39	
April	44	
May	44	
June	44	

**QUALITY**

	Contract Quantity	Contract Base Number	Contract *	Region	England
% of all assessments that were assess and fit appliances (rolling 12 month period)	0	50	0.0%	54.2%	54.1%
% of all assessments that were assess and refuse (rolling 12 month period)	15	50	30.0%	12.5%	12.4%
% of all assessments that were assess and review (rolling 12 month period)	35	50	70.0%	33.3%	33.5%
% of terminated courses where treatment was abandoned or discontinued (rolling 12 month period)	0	0	N/A	7.4%	7.2%
% of completed treatments indicating that PAR score was taken (year to date)	0	0	N/A	55.7%	58.9%
Rate of removable appliances per 100 fixed appliances - proposed treatment (rolling 12 month period)	0	0	N/A	5.51	5.66
Rate of removable appliances per 100 fixed appliances - completed treatment (rolling 12 month period)	0	0	N/A	4.71	4.88
% of courses of treatment with removable appliances only - proposed treatment (rolling 12 month period)	0	0	N/A	1.8%	2.1%
% of courses of treatment with removable appliances only - completed treatment (rolling 12 month period)	0	0	N/A	1.0%	1.5%
% of patients satisfied with the treatment they have received (rolling 12 month period)	0	0	N/A	96.7%	95.7%

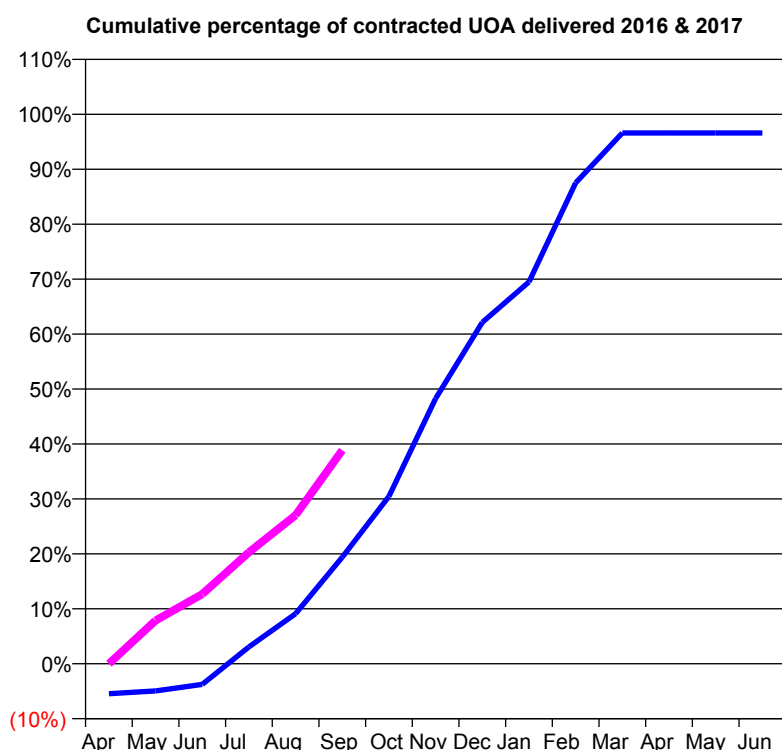
\* Figures in italics indicate that the base number is less than 100.

**Q50 - Vital Signs Orthodontic At a Glance Contract Report for 132330/0001 - September 2016**

Name or company name	Quantum Ortho Limited	16/17 Contracted general activity (UDA)	0
Contract type name	PDS Contract	Carry forward general activity (UDA)	0
Purpose of contract	Orthodontic	16/17 Contracted orthodontic activity (UOA)	8,812
Contract start date	01/04/2010	Carry forward orthodontic activity (UOA)	0
Contract end date	31/03/2017	Baseline contract value	£559,752.75

**ACCESS**

	Contract	England and Wales
24 month ratio of assessments to patient IDs	1.11	1.10

**ACTIVITY**


Month	Adjusted Scheduled Activity (UOA)	
	2016	2017
April	-482	0
May	-438	694
June	-333	1,117
July	270	1,789
August	802	2,384
September	1,710	3,425
October	2,685	
November	4,254	
December	5,475	
January	6,124	
February	7,712	
March	8,512	
April	8,512	
May	8,512	
June	8,512	

**QUALITY**

	Contract Quantity	Contract Base Number	Contract *	Region	England
% of all assessments that were assess and fit appliances (rolling 12 month period)	517	722	71.6%	54.2%	54.1%
% of all assessments that were assess and refuse (rolling 12 month period)	21	722	2.9%	12.5%	12.4%
% of all assessments that were assess and review (rolling 12 month period)	184	722	25.5%	33.3%	33.5%
% of terminated courses where treatment was abandoned or discontinued (rolling 12 month period)	29	389	7.5%	7.4%	7.2%
% of completed treatments indicating that PAR score was taken (year to date)	120	155	77.4%	55.7%	58.9%
Rate of removable appliances per 100 fixed appliances - proposed treatment (rolling 12 month period)	13	1,017	1.28	5.51	5.66
Rate of removable appliances per 100 fixed appliances - completed treatment (rolling 12 month period)	3	710	0.42	4.71	4.88
% of courses of treatment with removable appliances only - proposed treatment (rolling 12 month period)	0	517	0.0%	1.8%	2.1%
% of courses of treatment with removable appliances only - completed treatment (rolling 12 month period)	0	360	0.0%	1.0%	1.5%
% of patients satisfied with the treatment they have received (rolling 12 month period)	14	14	100.0%	96.7%	95.7%

\* Figures in italics indicate that the base number is less than 100.

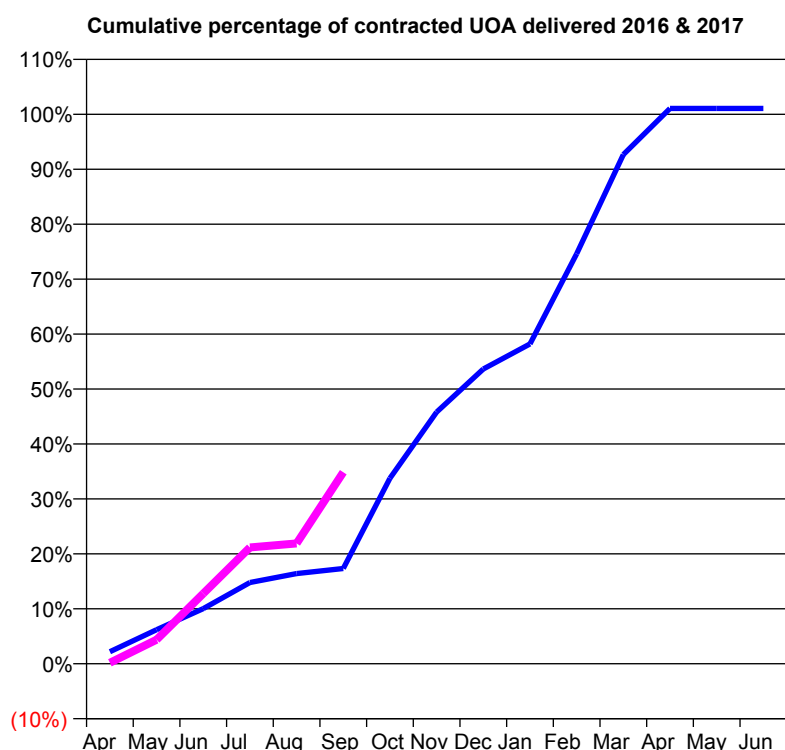
**Q50 - Vital Signs Orthodontic At a Glance Contract Report for 132667/0001 - September 2016**

Name or company name	Barton Dental Care Limited
Contract type name	GDS Contract
Purpose of contract	General and Orthodontic
Contract start date	01/04/2011
Contract end date	

16/17 Contracted general activity (UDA)	9,295
Carry forward general activity (UDA)	0
16/17 Contracted orthodontic activity (UOA)	548
Carry forward orthodontic activity (UOA)	0
Baseline contract value	£325,369.91

**ACCESS**

	Contract	England and Wales
24 month ratio of assessments to patient IDs	1.36	1.10

**ACTIVITY**


Month	Adjusted Scheduled Activity (UOA)	
	2016	2017
April	12	1
May	34	24
June	55	70
July	81	116
August	90	120
September	95	191
October	185	
November	251	
December	294	
January	319	
February	409	
March	508	
April	554	
May	554	
June	554	

**QUALITY**

	Contract Quantity	Contract Base Number	Contract *	Region	England
% of all assessments that were assess and fit appliances (rolling 12 month period)	34	101	33.7%	54.2%	54.1%
% of all assessments that were assess and refuse (rolling 12 month period)	4	101	4.0%	12.5%	12.4%
% of all assessments that were assess and review (rolling 12 month period)	63	101	62.4%	33.3%	33.5%
% of terminated courses where treatment was abandoned or discontinued (rolling 12 month period)	1	12	8.3%	7.4%	7.2%
% of completed treatments indicating that PAR score was taken (year to date)	4	4	100.0%	55.7%	58.9%
Rate of removable appliances per 100 fixed appliances - proposed treatment (rolling 12 month period)	1	59	1.69	5.51	5.66
Rate of removable appliances per 100 fixed appliances - completed treatment (rolling 12 month period)	0	16	0.00	4.71	4.88
% of courses of treatment with removable appliances only - proposed treatment (rolling 12 month period)	0	34	0.0%	1.8%	2.1%
% of courses of treatment with removable appliances only - completed treatment (rolling 12 month period)	0	11	0.0%	1.0%	1.5%
% of patients satisfied with the treatment they have received (rolling 12 month period)	1	1	100.0%	96.7%	95.7%

\* Figures in italics indicate that the base number is less than 100.



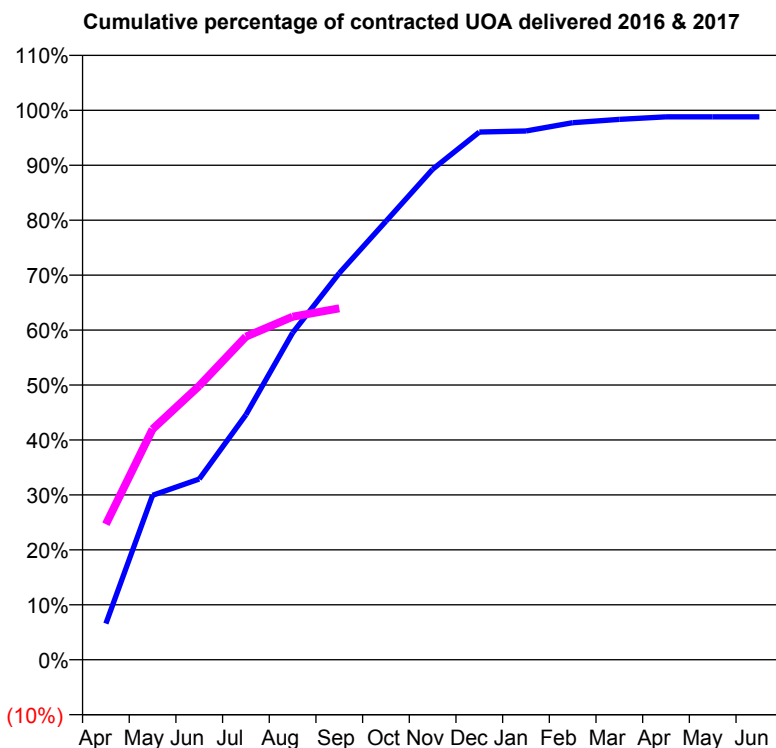
**Q50 - Vital Signs Orthodontic At a Glance Contract Report for 141313/0001 - September 2016**

Name or company name	C R ORTHODONTICS LTD
Contract type name	PDS Contract
Purpose of contract	Orthodontic
Contract start date	01/01/2011
Contract end date	31/03/2017

16/17 Contracted general activity (UDA)	0
Carry forward general activity (UDA)	0
16/17 Contracted orthodontic activity (UOA)	3,000
Carry forward orthodontic activity (UOA)	0
Baseline contract value	£168,164.12

**ACCESS**

	Contract	England and Wales
24 month ratio of assessments to patient IDs	1.16	1.10

**ACTIVITY**


Month	Adjusted Scheduled Activity (UOA)	
	2016	2017
April	198	740
May	898	1,259
June	987	1,496
July	1,338	1,764
August	1,785	1,873
September	2,111	1,919
October	2,394	
November	2,678	
December	2,881	
January	2,887	
February	2,932	
March	2,950	
April	2,964	
May	2,964	
June	2,964	

**QUALITY**

	Contract Quantity	Contract Base Number	Contract *	Region	England
% of all assessments that were assess and fit appliances (rolling 12 month period)	126	270	46.7%	54.2%	54.1%
% of all assessments that were assess and refuse (rolling 12 month period)	49	270	18.1%	12.5%	12.4%
% of all assessments that were assess and review (rolling 12 month period)	95	270	35.2%	33.3%	33.5%
% of terminated courses where treatment was abandoned or discontinued (rolling 12 month period)	6	149	4.0%	7.4%	7.2%
% of completed treatments indicating that PAR score was taken (year to date)	24	77	31.2%	55.7%	58.9%
Rate of removable appliances per 100 fixed appliances - proposed treatment (rolling 12 month period)	0	237	0.00	5.51	5.66
Rate of removable appliances per 100 fixed appliances - completed treatment (rolling 12 month period)	0	0	N/A	4.71	4.88
% of courses of treatment with removable appliances only - proposed treatment (rolling 12 month period)	0	126	0.0%	1.8%	2.1%
% of courses of treatment with removable appliances only - completed treatment (rolling 12 month period)	0	143	0.0%	1.0%	1.5%
% of patients satisfied with the treatment they have received (rolling 12 month period)	14	14	100.0%	96.7%	95.7%

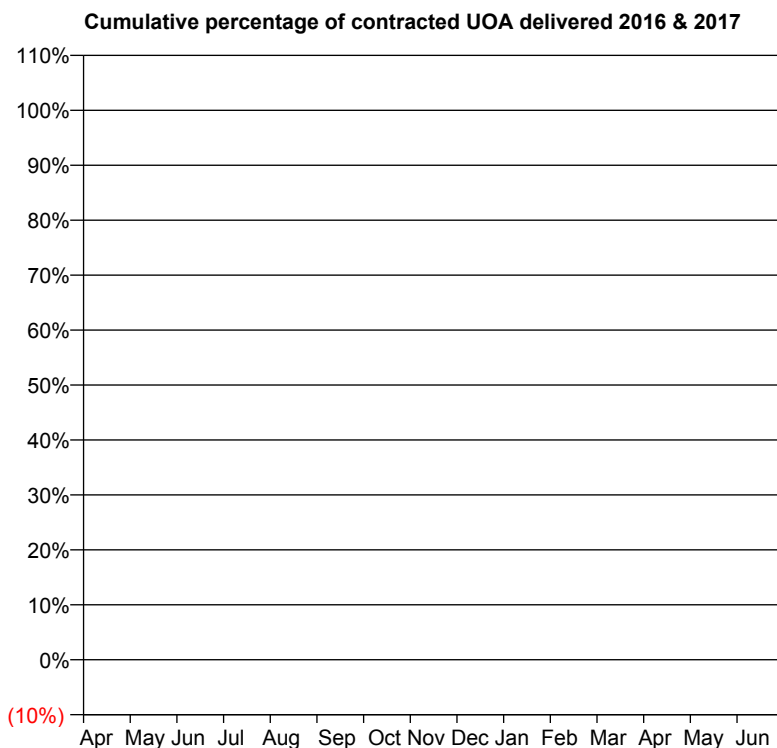
\* Figures in italics indicate that the base number is less than 100.

**Q50 - Vital Signs Orthodontic At a Glance Contract Report for 143332/0001 - September 2016**

Name or company name	Cleethorpes Dental Practice Limited	16/17 Contracted general activity (UDA)	21,404
Contract type name	GDS Contract	Carry forward general activity (UDA)	0
Purpose of contract	General	16/17 Contracted orthodontic activity (UOA)	0
Contract start date	01/07/2012	Carry forward orthodontic activity (UOA)	0
Contract end date		Baseline contract value	£701,414.65

**ACCESS**

	Contract	England and Wales
24 month ratio of assessments to patient IDs	1.13	1.10

**ACTIVITY**


Month	Adjusted Scheduled Activity (UOA)	
	2016	2017
April	2	0
May	2	0
June	2	2
July	4	2
August	4	2
September	6	2
October	7	
November	9	
December	10	
January	13	
February	21	
March	24	
April	24	
May	24	
June	24	

**QUALITY**

	Contract Quantity	Contract Base Number	Contract *	Region	England
% of all assessments that were assess and fit appliances (rolling 12 month period)	0	20	0.0%	54.2%	54.1%
% of all assessments that were assess and refuse (rolling 12 month period)	0	20	0.0%	12.5%	12.4%
% of all assessments that were assess and review (rolling 12 month period)	20	20	100.0%	33.3%	33.5%
% of terminated courses where treatment was abandoned or discontinued (rolling 12 month period)	3	19	15.8%	7.4%	7.2%
% of completed treatments indicating that PAR score was taken (year to date)	0	9	0.0%	55.7%	58.9%
Rate of removable appliances per 100 fixed appliances - proposed treatment (rolling 12 month period)	0	0	N/A	5.51	5.66
Rate of removable appliances per 100 fixed appliances - completed treatment (rolling 12 month period)	8	19	42.11	4.71	4.88
% of courses of treatment with removable appliances only - proposed treatment (rolling 12 month period)	0	0	N/A	1.8%	2.1%
% of courses of treatment with removable appliances only - completed treatment (rolling 12 month period)	2	16	12.5%	1.0%	1.5%
% of patients satisfied with the treatment they have received (rolling 12 month period)	0	0	N/A	96.7%	95.7%

\* Figures in italics indicate that the base number is less than 100.

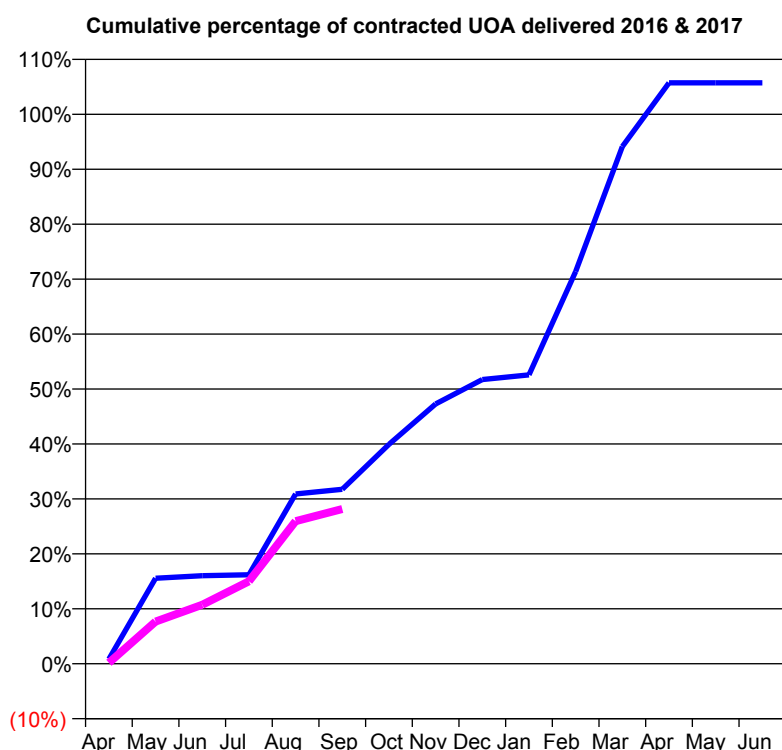
**Q50 - Vital Signs Orthodontic At a Glance Contract Report for 143464/0001 - September 2016**

Name or company name	The Dental Health Practice Ltd.
Contract type name	GDS Contract
Purpose of contract	General and Orthodontic
Contract start date	01/01/2009
Contract end date	

16/17 Contracted general activity (UDA)	5,931
Carry forward general activity (UDA)	0
16/17 Contracted orthodontic activity (UOA)	585
Carry forward orthodontic activity (UOA)	0
Baseline contract value	£222,912.97

**ACCESS**

	Contract	England and Wales
24 month ratio of assessments to patient IDs	1.15	1.10

**ACTIVITY**


Month	Adjusted Scheduled Activity (UOA)	
	2016	2017
April	5	1
May	91	45
June	94	63
July	95	88
August	181	152
September	186	165
October	234	
November	277	
December	303	
January	308	
February	418	
March	551	
April	618	
May	618	
June	618	

**QUALITY**

	Contract Quantity	Contract Base Number	Contract *	Region	England
% of all assessments that were assess and fit appliances (rolling 12 month period)	28	90	31.1%	54.2%	54.1%
% of all assessments that were assess and refuse (rolling 12 month period)	8	90	8.9%	12.5%	12.4%
% of all assessments that were assess and review (rolling 12 month period)	54	90	60.0%	33.3%	33.5%
% of terminated courses where treatment was abandoned or discontinued (rolling 12 month period)	2	31	6.5%	7.4%	7.2%
% of completed treatments indicating that PAR score was taken (year to date)	4	14	28.6%	55.7%	58.9%
Rate of removable appliances per 100 fixed appliances - proposed treatment (rolling 12 month period)	4	35	11.43	5.51	5.66
Rate of removable appliances per 100 fixed appliances - completed treatment (rolling 12 month period)	4	55	7.27	4.71	4.88
% of courses of treatment with removable appliances only - proposed treatment (rolling 12 month period)	4	28	14.3%	1.8%	2.1%
% of courses of treatment with removable appliances only - completed treatment (rolling 12 month period)	0	29	0.0%	1.0%	1.5%
% of patients satisfied with the treatment they have received (rolling 12 month period)	1	1	100.0%	96.7%	95.7%

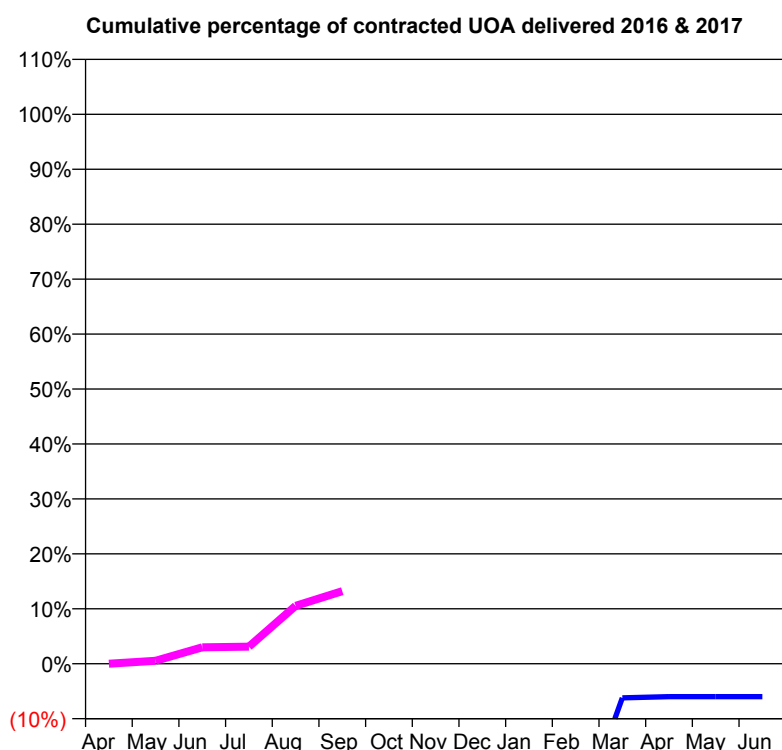
\* Figures in italics indicate that the base number is less than 100.

**Q50 - Vital Signs Orthodontic At a Glance Contract Report for 144940/0001 - September 2016**

Name or company name	Wilsdon Dental	16/17 Contracted general activity (UDA)	0
Contract type name	PDS Contract	Carry forward general activity (UDA)	0
Purpose of contract	Orthodontic	16/17 Contracted orthodontic activity (UOA)	900
Contract start date	01/09/2014	Carry forward orthodontic activity (UOA)	0
Contract end date	31/03/2017	Baseline contract value	£49,736.33

**ACCESS**

	Contract	England and Wales
24 month ratio of assessments to patient IDs	1.15	1.10

**ACTIVITY**


Month	Adjusted Scheduled Activity (UOA)	
	2016	2017
April	-629	0
May	-623	5
June	-621	27
July	-558	28
August	-555	95
September	-531	119
October	-510	
November	-468	
December	-359	
January	-317	
February	-271	
March	-56	
April	-54	
May	-54	
June	-54	

**QUALITY**

	Contract Quantity	Contract Base Number	Contract *	Region	England
% of all assessments that were assess and fit appliances (rolling 12 month period)	30	62	48.4%	54.2%	54.1%
% of all assessments that were assess and refuse (rolling 12 month period)	12	62	19.4%	12.5%	12.4%
% of all assessments that were assess and review (rolling 12 month period)	20	62	32.3%	33.3%	33.5%
% of terminated courses where treatment was abandoned or discontinued (rolling 12 month period)	0	30	0.0%	7.4%	7.2%
% of completed treatments indicating that PAR score was taken (year to date)	20	21	95.2%	55.7%	58.9%
Rate of removable appliances per 100 fixed appliances - proposed treatment (rolling 12 month period)	0	0	N/A	5.51	5.66
Rate of removable appliances per 100 fixed appliances - completed treatment (rolling 12 month period)	0	0	N/A	4.71	4.88
% of courses of treatment with removable appliances only - proposed treatment (rolling 12 month period)	0	30	0.0%	1.8%	2.1%
% of courses of treatment with removable appliances only - completed treatment (rolling 12 month period)	0	30	0.0%	1.0%	1.5%
% of patients satisfied with the treatment they have received (rolling 12 month period)	1	2	50.0%	96.7%	95.7%

\* Figures in italics indicate that the base number is less than 100.

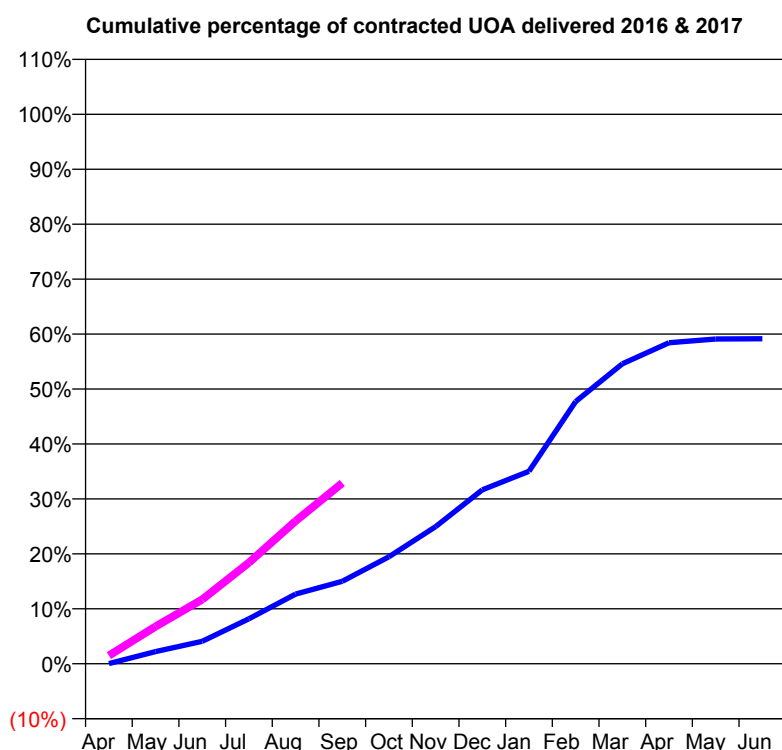
**Q50 - Vital Signs Orthodontic At a Glance Contract Report for 147761/0001 - September 2016**

Name or company name	ALPHA WINDMILL (YORK) LIMITED
Contract type name	PDS Contract
Purpose of contract	Orthodontic
Contract start date	01/04/2012
Contract end date	31/03/2017

16/17 Contracted general activity (UDA)	0
Carry forward general activity (UDA)	0
16/17 Contracted orthodontic activity (UOA)	8,000
Carry forward orthodontic activity (UOA)	0
Baseline contract value	£440,283.31

**ACCESS**

	Contract	England and Wales
24 month ratio of assessments to patient IDs	1.25	1.10

**ACTIVITY**


Month	Adjusted Scheduled Activity (UOA)	
	2016	2017
April	4	119
May	223	543
June	409	936
July	820	1,472
August	1,269	2,079
September	1,501	2,632
October	1,947	
November	2,496	
December	3,166	
January	3,503	
February	4,772	
March	5,460	
April	5,842	
May	5,910	
June	5,914	

**QUALITY**

	Contract Quantity	Contract Base Number	Contract *	Region	England
% of all assessments that were assess and fit appliances (rolling 12 month period)	321	811	39.6%	54.2%	54.1%
% of all assessments that were assess and refuse (rolling 12 month period)	119	811	14.7%	12.5%	12.4%
% of all assessments that were assess and review (rolling 12 month period)	371	811	45.7%	33.3%	33.5%
% of terminated courses where treatment was abandoned or discontinued (rolling 12 month period)	15	326	4.6%	7.4%	7.2%
% of completed treatments indicating that PAR score was taken (year to date)	164	182	90.1%	55.7%	58.9%
Rate of removable appliances per 100 fixed appliances - proposed treatment (rolling 12 month period)	10	396	2.53	5.51	5.66
Rate of removable appliances per 100 fixed appliances - completed treatment (rolling 12 month period)	4	603	0.66	4.71	4.88
% of courses of treatment with removable appliances only - proposed treatment (rolling 12 month period)	7	321	2.2%	1.8%	2.1%
% of courses of treatment with removable appliances only - completed treatment (rolling 12 month period)	0	311	0.0%	1.0%	1.5%
% of patients satisfied with the treatment they have received (rolling 12 month period)	11	11	100.0%	96.7%	95.7%

\* Figures in italics indicate that the base number is less than 100.

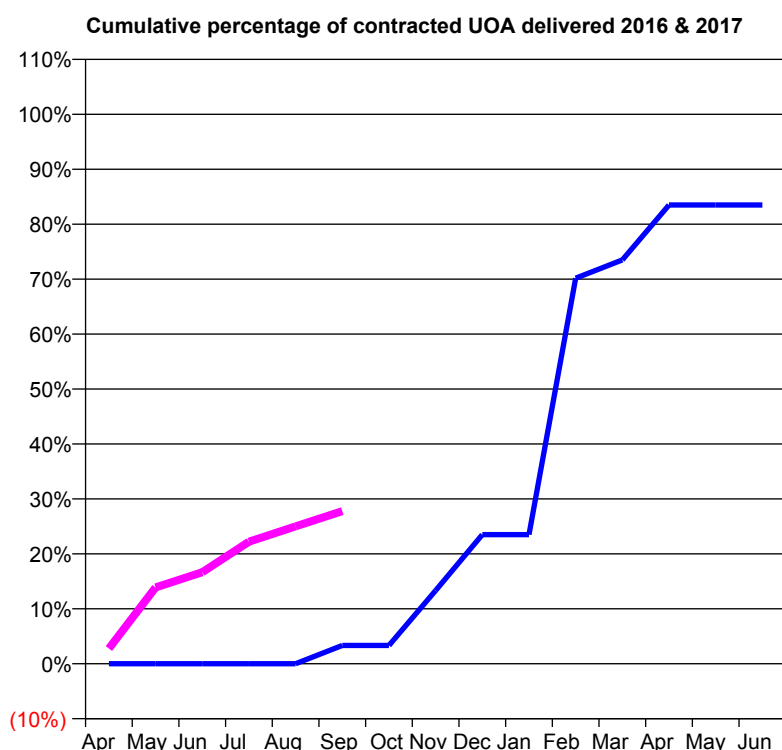
**Q50 - Vital Signs Orthodontic At a Glance Contract Report for 155365/0002 - September 2016**

Name or company name	Ishak Practices Ltd
Contract type name	GDS Contract
Purpose of contract	General and Orthodontic
Contract start date	01/06/2015
Contract end date	

16/17 Contracted general activity (UDA)	17,246
Carry forward general activity (UDA)	0
16/17 Contracted orthodontic activity (UOA)	756
Carry forward orthodontic activity (UOA)	0
Baseline contract value	£445,958.19

**ACCESS**

	Contract	England and Wales
24 month ratio of assessments to patient IDs	1.00	1.10

**ACTIVITY**


Month	Adjusted Scheduled Activity (UOA)	
	2016	2017
April	0	21
May	0	105
June	0	126
July	0	168
August	0	189
September	21	210
October	21	
November	84	
December	148	
January	148	
February	442	
March	463	
April	526	
May	526	
June	526	

**QUALITY**

	Contract Quantity	Contract Base Number	Contract *	Region	England
% of all assessments that were assess and fit appliances (rolling 12 month period)	34	35	97.1%	54.2%	54.1%
% of all assessments that were assess and refuse (rolling 12 month period)	1	35	2.9%	12.5%	12.4%
% of all assessments that were assess and review (rolling 12 month period)	0	35	0.0%	33.3%	33.5%
% of terminated courses where treatment was abandoned or discontinued (rolling 12 month period)	2	43	4.7%	7.4%	7.2%
% of completed treatments indicating that PAR score was taken (year to date)	21	24	87.5%	55.7%	58.9%
Rate of removable appliances per 100 fixed appliances - proposed treatment (rolling 12 month period)	6	37	16.22	5.51	5.66
Rate of removable appliances per 100 fixed appliances - completed treatment (rolling 12 month period)	4	40	10.00	4.71	4.88
% of courses of treatment with removable appliances only - proposed treatment (rolling 12 month period)	0	34	0.0%	1.8%	2.1%
% of courses of treatment with removable appliances only - completed treatment (rolling 12 month period)	2	41	4.9%	1.0%	1.5%
% of patients satisfied with the treatment they have received (rolling 12 month period)	0	0	N/A	96.7%	95.7%

\* Figures in italics indicate that the base number is less than 100.

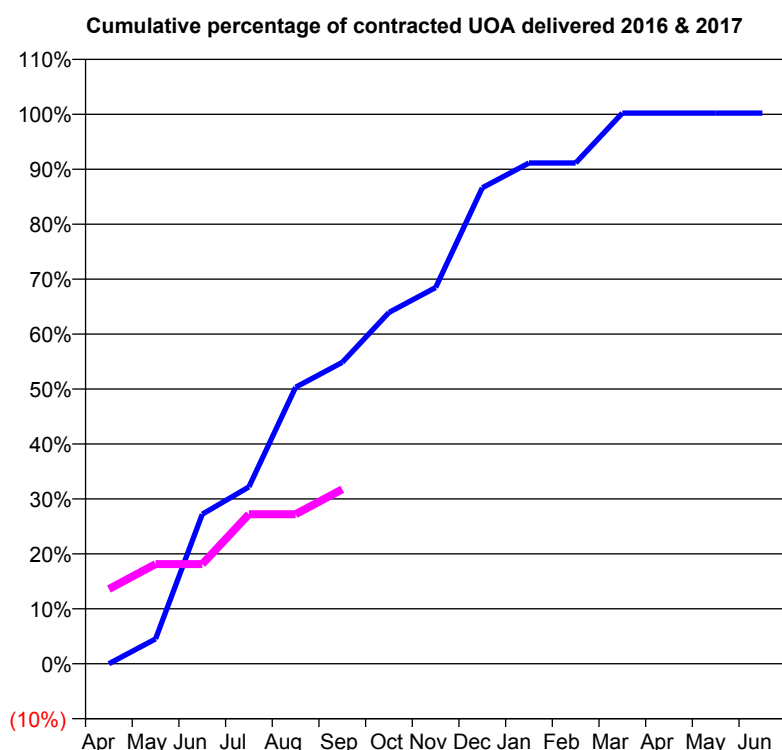
**Q50 - Vital Signs Orthodontic At a Glance Contract Report for 158488/0001 - September 2016**

Name or company name	Bedale Dental Practice Ltd
Contract type name	GDS Contract
Purpose of contract	General and Orthodontic
Contract start date	01/02/2012
Contract end date	

16/17 Contracted general activity (UDA)	3,500
Carry forward general activity (UDA)	0
16/17 Contracted orthodontic activity (UOA)	463
Carry forward orthodontic activity (UOA)	0
Baseline contract value	£118,014.44

**ACCESS**

	Contract	England and Wales
24 month ratio of assessments to patient IDs	1.00	1.10

**ACTIVITY**


Month	Adjusted Scheduled Activity (UOA)	
	2016	2017
April	0	63
May	21	84
June	126	84
July	149	126
August	233	126
September	254	147
October	296	
November	317	
December	401	
January	422	
February	422	
March	464	
April	464	
May	464	
June	464	

**QUALITY**

	Contract Quantity	Contract Base Number	Contract *	Region	England
% of all assessments that were assess and fit appliances (rolling 12 month period)	17	17	100.0%	54.2%	54.1%
% of all assessments that were assess and refuse (rolling 12 month period)	0	17	0.0%	12.5%	12.4%
% of all assessments that were assess and review (rolling 12 month period)	0	17	0.0%	33.3%	33.5%
% of terminated courses where treatment was abandoned or discontinued (rolling 12 month period)	4	7	57.1%	7.4%	7.2%
% of completed treatments indicating that PAR score was taken (year to date)	2	3	66.7%	55.7%	58.9%
Rate of removable appliances per 100 fixed appliances - proposed treatment (rolling 12 month period)	2	30	6.67	5.51	5.66
Rate of removable appliances per 100 fixed appliances - completed treatment (rolling 12 month period)	0	0	N/A	4.71	4.88
% of courses of treatment with removable appliances only - proposed treatment (rolling 12 month period)	1	17	5.9%	1.8%	2.1%
% of courses of treatment with removable appliances only - completed treatment (rolling 12 month period)	0	3	0.0%	1.0%	1.5%
% of patients satisfied with the treatment they have received (rolling 12 month period)	0	0	N/A	96.7%	95.7%

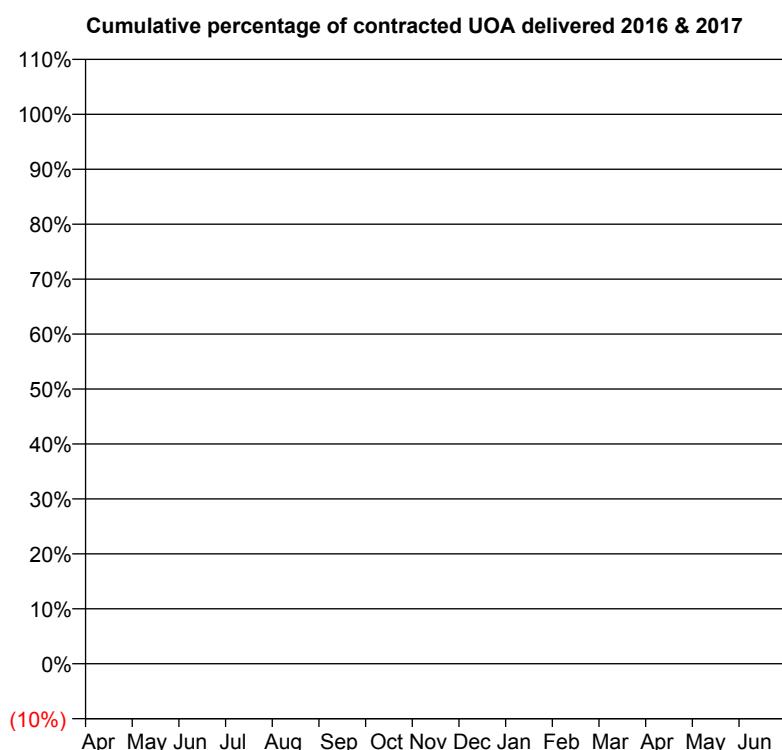
\* Figures in italics indicate that the base number is less than 100.

**Q50 - Vital Signs Orthodontic At a Glance Contract Report for 164690/0001 - September 2016**

Name or company name	IDH 477 Limited	16/17 Contracted general activity (UDA)	11,845
Contract type name	GDS Contract	Carry forward general activity (UDA)	0
Purpose of contract	General	16/17 Contracted orthodontic activity (UOA)	0
Contract start date	01/04/2008	Carry forward orthodontic activity (UOA)	0
Contract end date		Baseline contract value	£367,703.29

**ACCESS**

	Contract	England and Wales
24 month ratio of assessments to patient IDs	1.00	1.10

**ACTIVITY**


Month	Adjusted Scheduled Activity (UOA)	
	2016	2017
April	0	0
May	0	0
June	0	0
July	0	1
August	0	1
September	0	1
October	0	
November	0	
December	0	
January	0	
February	0	
March	0	
April	0	
May	0	
June	0	

**QUALITY**

	Contract Quantity	Contract Base Number	Contract *	Region	England
% of all assessments that were assess and fit appliances (rolling 12 month period)	0	1	0.0%	54.2%	54.1%
% of all assessments that were assess and refuse (rolling 12 month period)	0	1	0.0%	12.5%	12.4%
% of all assessments that were assess and review (rolling 12 month period)	1	1	100.0%	33.3%	33.5%
% of terminated courses where treatment was abandoned or discontinued (rolling 12 month period)	0	0	N/A	7.4%	7.2%
% of completed treatments indicating that PAR score was taken (year to date)	0	0	N/A	55.7%	58.9%
Rate of removable appliances per 100 fixed appliances - proposed treatment (rolling 12 month period)	0	0	N/A	5.51	5.66
Rate of removable appliances per 100 fixed appliances - completed treatment (rolling 12 month period)	0	0	N/A	4.71	4.88
% of courses of treatment with removable appliances only - proposed treatment (rolling 12 month period)	0	0	N/A	1.8%	2.1%
% of courses of treatment with removable appliances only - completed treatment (rolling 12 month period)	0	0	N/A	1.0%	1.5%
% of patients satisfied with the treatment they have received (rolling 12 month period)	0	0	N/A	96.7%	95.7%

\* Figures in italics indicate that the base number is less than 100.

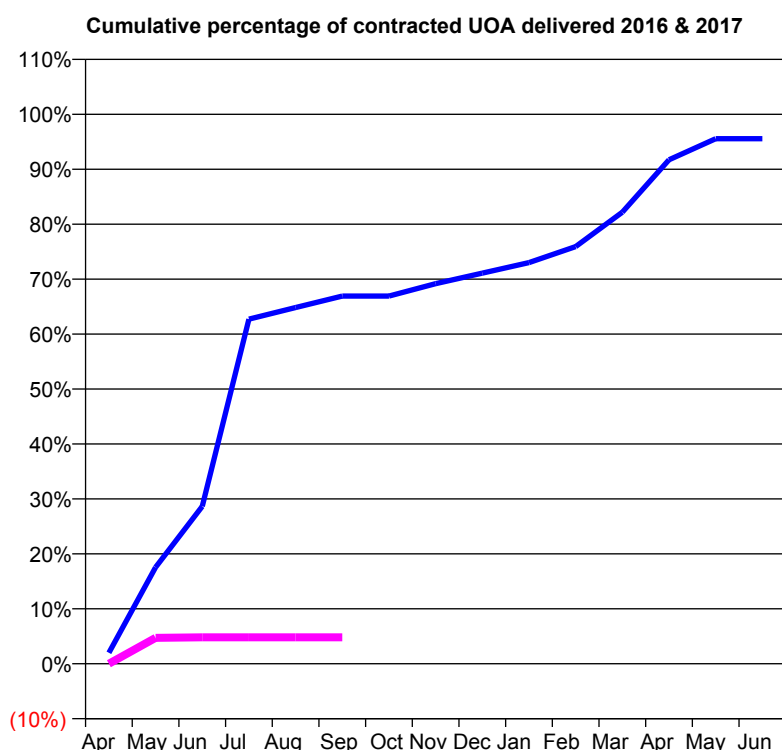


**Q50 - Vital Signs Orthodontic At a Glance Contract Report for 164690/0002 - September 2016**

Name or company name	IDH 477 Limited	16/17 Contracted general activity (UDA)	0
Contract type name	GDS Contract	Carry forward general activity (UDA)	0
Purpose of contract	Orthodontic	16/17 Contracted orthodontic activity (UOA)	1,100
Contract start date	12/07/2009	Carry forward orthodontic activity (UOA)	0
Contract end date		Baseline contract value	£71,346.80

**ACCESS**

	Contract	England and Wales
24 month ratio of assessments to patient IDs	1.16	1.10

**ACTIVITY**


Month	Adjusted Scheduled Activity (UOA)	
	2016	2017
April	22	0
May	193	52
June	315	53
July	690	53
August	713	53
September	736	53
October	736	
November	761	
December	782	
January	803	
February	835	
March	904	
April	1,009	
May	1,051	
June	1,051	

**QUALITY**

	Contract Quantity	Contract Base Number	Contract *	Region	England
% of all assessments that were assess and fit appliances (rolling 12 month period)	16	48	33.3%	54.2%	54.1%
% of all assessments that were assess and refuse (rolling 12 month period)	4	48	8.3%	12.5%	12.4%
% of all assessments that were assess and review (rolling 12 month period)	28	48	58.3%	33.3%	33.5%
% of terminated courses where treatment was abandoned or discontinued (rolling 12 month period)	5	5	100.0%	7.4%	7.2%
% of completed treatments indicating that PAR score was taken (year to date)	0	0	N/A	55.7%	58.9%
Rate of removable appliances per 100 fixed appliances - proposed treatment (rolling 12 month period)	0	27	0.00	5.51	5.66
Rate of removable appliances per 100 fixed appliances - completed treatment (rolling 12 month period)	0	0	N/A	4.71	4.88
% of courses of treatment with removable appliances only - proposed treatment (rolling 12 month period)	0	16	0.0%	1.8%	2.1%
% of courses of treatment with removable appliances only - completed treatment (rolling 12 month period)	0	0	N/A	1.0%	1.5%
% of patients satisfied with the treatment they have received (rolling 12 month period)	1	1	100.0%	96.7%	95.7%

\* Figures in italics indicate that the base number is less than 100.

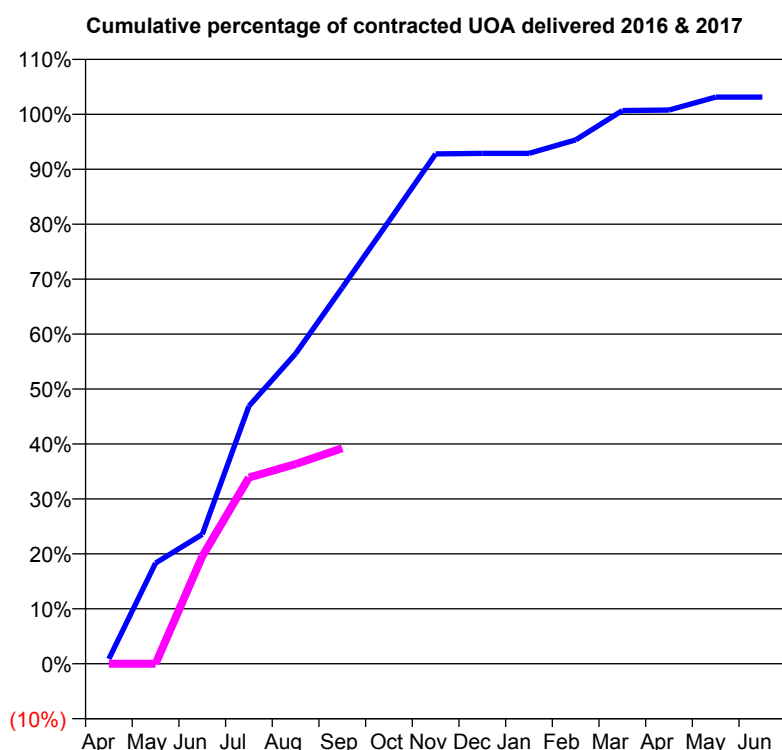
**Q50 - Vital Signs Orthodontic At a Glance Contract Report for 170690/0001 - September 2016**

Name or company name	Church House Dental Practice
Contract type name	GDS Contract
Purpose of contract	General and Orthodontic
Contract start date	18/03/2014
Contract end date	

16/17 Contracted general activity (UDA)	26,382
Carry forward general activity (UDA)	0
16/17 Contracted orthodontic activity (UOA)	900
Carry forward orthodontic activity (UOA)	0
Baseline contract value	£884,446.55

**ACCESS**

	Contract	England and Wales
24 month ratio of assessments to patient IDs	1.41	1.10

**ACTIVITY**


Month	Adjusted Scheduled Activity (UOA)	
	2016	2017
April	8	0
May	165	0
June	212	176
July	422	305
August	508	327
September	616	353
October	725	
November	835	
December	836	
January	836	
February	858	
March	906	
April	907	
May	928	
June	928	

**QUALITY**

	Contract Quantity	Contract Base Number	Contract *	Region	England
% of all assessments that were assess and fit appliances (rolling 12 month period)	30	65	46.2%	54.2%	54.1%
% of all assessments that were assess and refuse (rolling 12 month period)	6	65	9.2%	12.5%	12.4%
% of all assessments that were assess and review (rolling 12 month period)	29	65	44.6%	33.3%	33.5%
% of terminated courses where treatment was abandoned or discontinued (rolling 12 month period)	0	0	N/A	7.4%	7.2%
% of completed treatments indicating that PAR score was taken (year to date)	0	0	N/A	55.7%	58.9%
Rate of removable appliances per 100 fixed appliances - proposed treatment (rolling 12 month period)	2	36	5.56	5.51	5.66
Rate of removable appliances per 100 fixed appliances - completed treatment (rolling 12 month period)	0	0	N/A	4.71	4.88
% of courses of treatment with removable appliances only - proposed treatment (rolling 12 month period)	2	30	6.7%	1.8%	2.1%
% of courses of treatment with removable appliances only - completed treatment (rolling 12 month period)	0	0	N/A	1.0%	1.5%
% of patients satisfied with the treatment they have received (rolling 12 month period)	0	0	N/A	96.7%	95.7%

\* Figures in italics indicate that the base number is less than 100.

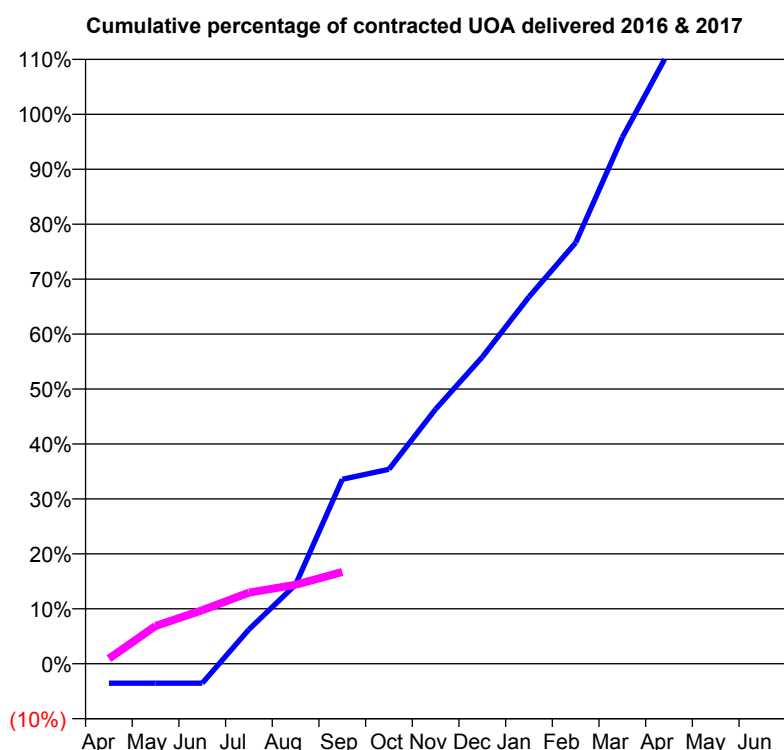
**Q50 - Vital Signs Orthodontic At a Glance Contract Report for 175927/0001 - September 2016**

Name or company name	Pierce and Geddes Limited
Contract type name	PDS Contract
Purpose of contract	Orthodontic
Contract start date	01/03/2013
Contract end date	28/02/2018

16/17 Contracted general activity (UDA)	0
Carry forward general activity (UDA)	0
16/17 Contracted orthodontic activity (UOA)	4,600
Carry forward orthodontic activity (UOA)	0
Baseline contract value	£242,046.02

**ACCESS**

	Contract	England and Wales
24 month ratio of assessments to patient IDs	1.10	1.10

**ACTIVITY**


Month	Adjusted Scheduled Activity (UOA)	
	2016	2017
April	-164	43
May	-164	317
June	-164	448
July	288	596
August	662	661
September	1,544	768
October	1,628	
November	2,131	
December	2,568	
January	3,071	
February	3,525	
March	4,407	
April	5,127	
May	5,148	
June	5,148	

**QUALITY**

	Contract Quantity	Contract Base Number	Contract *	Region	England
% of all assessments that were assess and fit appliances (rolling 12 month period)	211	274	77.0%	54.2%	54.1%
% of all assessments that were assess and refuse (rolling 12 month period)	13	274	4.7%	12.5%	12.4%
% of all assessments that were assess and review (rolling 12 month period)	50	274	18.2%	33.3%	33.5%
% of terminated courses where treatment was abandoned or discontinued (rolling 12 month period)	1	4	25.0%	7.4%	7.2%
% of completed treatments indicating that PAR score was taken (year to date)	1	3	33.3%	55.7%	58.9%
Rate of removable appliances per 100 fixed appliances - proposed treatment (rolling 12 month period)	0	0	N/A	5.51	5.66
Rate of removable appliances per 100 fixed appliances - completed treatment (rolling 12 month period)	0	0	N/A	4.71	4.88
% of courses of treatment with removable appliances only - proposed treatment (rolling 12 month period)	0	211	0.0%	1.8%	2.1%
% of courses of treatment with removable appliances only - completed treatment (rolling 12 month period)	0	3	0.0%	1.0%	1.5%
% of patients satisfied with the treatment they have received (rolling 12 month period)	5	5	100.0%	96.7%	95.7%

\* Figures in italics indicate that the base number is less than 100.

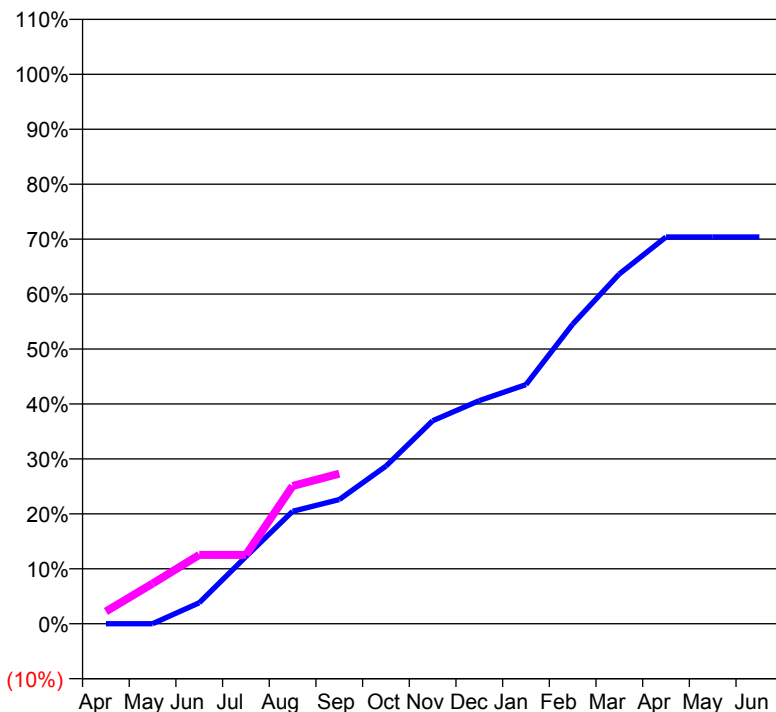
**Q50 - Vital Signs Orthodontic At a Glance Contract Report for 177032/0001 - September 2016**

Name or company name	Orchard House Dental Care
Contract type name	GDS Contract
Purpose of contract	General and Orthodontic
Contract start date	01/04/2015
Contract end date	

16/17 Contracted general activity (UDA)	390
Carry forward general activity (UDA)	0
16/17 Contracted orthodontic activity (UOA)	134
Carry forward orthodontic activity (UOA)	0
Baseline contract value	£27,476.05

**ACCESS**

	Contract	England and Wales
24 month ratio of assessments to patient IDs	1.33	1.10

**ACTIVITY**
**Cumulative percentage of contracted UOA delivered 2016 & 2017**

**Adjusted Scheduled Activity (UOA)**

Month	2016	2017
April	0	3
May	0	10
June	5	17
July	16	17
August	27	34
September	30	37
October	38	
November	48	
December	53	
January	57	
February	71	
March	83	
April	92	
May	92	
June	92	

**QUALITY**

	Contract Quantity	Contract Base Number	Contract *	Region	England
% of all assessments that were assess and fit appliances (rolling 12 month period)	0	92	0.0%	54.2%	54.1%
% of all assessments that were assess and refuse (rolling 12 month period)	20	92	21.7%	12.5%	12.4%
% of all assessments that were assess and review (rolling 12 month period)	72	92	78.3%	33.3%	33.5%
% of terminated courses where treatment was abandoned or discontinued (rolling 12 month period)	0	1	0.0%	7.4%	7.2%
% of completed treatments indicating that PAR score was taken (year to date)	0	0	N/A	55.7%	58.9%
Rate of removable appliances per 100 fixed appliances - proposed treatment (rolling 12 month period)	0	0	N/A	5.51	5.66
Rate of removable appliances per 100 fixed appliances - completed treatment (rolling 12 month period)	0	0	N/A	4.71	4.88
% of courses of treatment with removable appliances only - proposed treatment (rolling 12 month period)	0	0	N/A	1.8%	2.1%
% of courses of treatment with removable appliances only - completed treatment (rolling 12 month period)	0	1	0.0%	1.0%	1.5%
% of patients satisfied with the treatment they have received (rolling 12 month period)	0	0	N/A	96.7%	95.7%

\* Figures in italics indicate that the base number is less than 100.

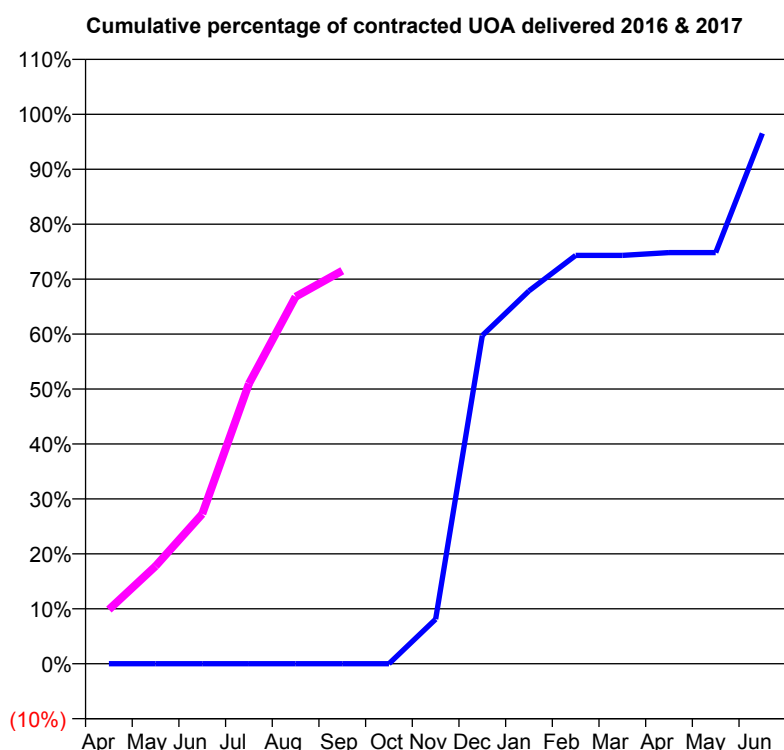
**Q50 - Vital Signs Orthodontic At a Glance Contract Report for 177717/0003 - September 2016**

Name or company name	Smile Lincs Ltd
Contract type name	PDS Contract
Purpose of contract	Orthodontic
Contract start date	01/09/2015
Contract end date	31/03/2017

16/17 Contracted general activity (UDA)	0
Carry forward general activity (UDA)	0
16/17 Contracted orthodontic activity (UOA)	1,328
Carry forward orthodontic activity (UOA)	0
Baseline contract value	£84,436.02

**ACCESS**

	Contract	England and Wales
24 month ratio of assessments to patient IDs	1.09	1.10

**ACTIVITY**


Month	Adjusted Scheduled Activity (UOA)	
	2016	2017
April	0	131
May	0	236
June	0	362
July	0	677
August	0	887
September	0	950
October	0	
November	63	
December	463	
January	526	
February	576	
March	576	
April	580	
May	580	
June	748	

**QUALITY**

	Contract Quantity	Contract Base Number	Contract *	Region	England
% of all assessments that were assess and fit appliances (rolling 12 month period)	79	118	66.9%	54.2%	54.1%
% of all assessments that were assess and refuse (rolling 12 month period)	4	118	3.4%	12.5%	12.4%
% of all assessments that were assess and review (rolling 12 month period)	35	118	29.7%	33.3%	33.5%
% of terminated courses where treatment was abandoned or discontinued (rolling 12 month period)	0	32	0.0%	7.4%	7.2%
% of completed treatments indicating that PAR score was taken (year to date)	19	20	95.0%	55.7%	58.9%
Rate of removable appliances per 100 fixed appliances - proposed treatment (rolling 12 month period)	2	132	1.52	5.51	5.66
Rate of removable appliances per 100 fixed appliances - completed treatment (rolling 12 month period)	0	3	0.00	4.71	4.88
% of courses of treatment with removable appliances only - proposed treatment (rolling 12 month period)	0	79	0.0%	1.8%	2.1%
% of courses of treatment with removable appliances only - completed treatment (rolling 12 month period)	0	32	0.0%	1.0%	1.5%
% of patients satisfied with the treatment they have received (rolling 12 month period)	1	1	100.0%	96.7%	95.7%

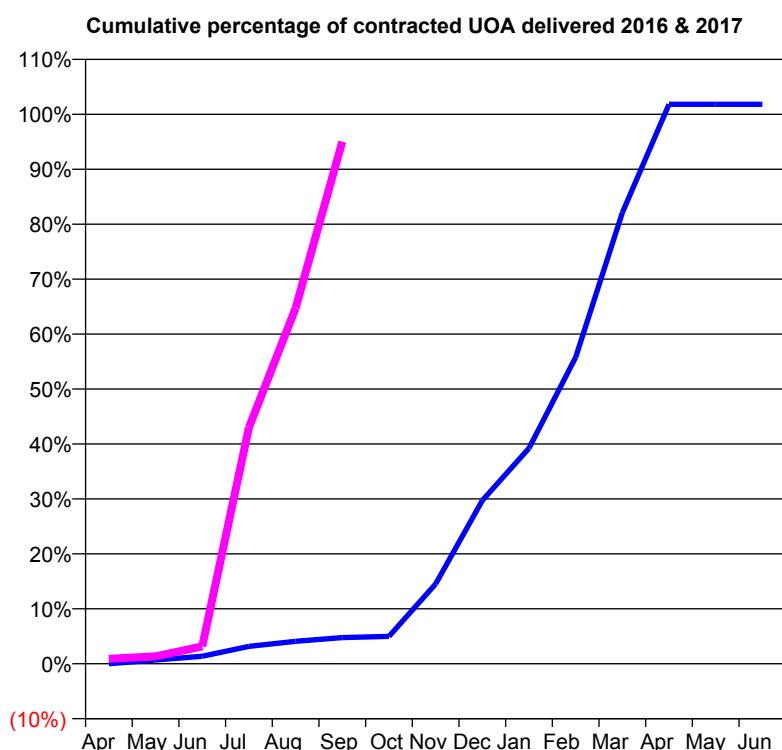
\* Figures in italics indicate that the base number is less than 100.

**Q50 - Vital Signs Orthodontic At a Glance Contract Report for 178691/0001 - September 2016**

Name or company name	The Regent Street Dental Practice
Contract type name	GDS Contract
Purpose of contract	General and Orthodontic
Contract start date	01/10/2014
Contract end date	

16/17 Contracted general activity (UDA)	5,508
Carry forward general activity (UDA)	0
16/17 Contracted orthodontic activity (UOA)	221
Carry forward orthodontic activity (UOA)	0
Baseline contract value	£160,946.79

ACCESS	Contract	England and Wales
24 month ratio of assessments to patient IDs	1.08	1.10

**ACTIVITY**


Month	Adjusted Scheduled Activity (UOA)	
	2016	2017
April	0	2
May	3	3
June	6	7
July	14	95
August	18	143
September	21	210
October	22	
November	64	
December	131	
January	173	
February	246	
March	362	
April	449	
May	449	
June	449	

**QUALITY**

	Contract Quantity	Contract Base Number	Contract *	Region	England
% of all assessments that were assess and fit appliances (rolling 12 month period)	29	74	39.2%	54.2%	54.1%
% of all assessments that were assess and refuse (rolling 12 month period)	34	74	45.9%	12.5%	12.4%
% of all assessments that were assess and review (rolling 12 month period)	11	74	14.9%	33.3%	33.5%
% of terminated courses where treatment was abandoned or discontinued (rolling 12 month period)	0	15	0.0%	7.4%	7.2%
% of completed treatments indicating that PAR score was taken (year to date)	5	5	100.0%	55.7%	58.9%
Rate of removable appliances per 100 fixed appliances - proposed treatment (rolling 12 month period)	0	1	0.00	5.51	5.66
Rate of removable appliances per 100 fixed appliances - completed treatment (rolling 12 month period)	7	26	26.92	4.71	4.88
% of courses of treatment with removable appliances only - proposed treatment (rolling 12 month period)	0	29	0.0%	1.8%	2.1%
% of courses of treatment with removable appliances only - completed treatment (rolling 12 month period)	0	15	0.0%	1.0%	1.5%
% of patients satisfied with the treatment they have received (rolling 12 month period)	0	0	N/A	96.7%	95.7%

\* Figures in italics indicate that the base number is less than 100.

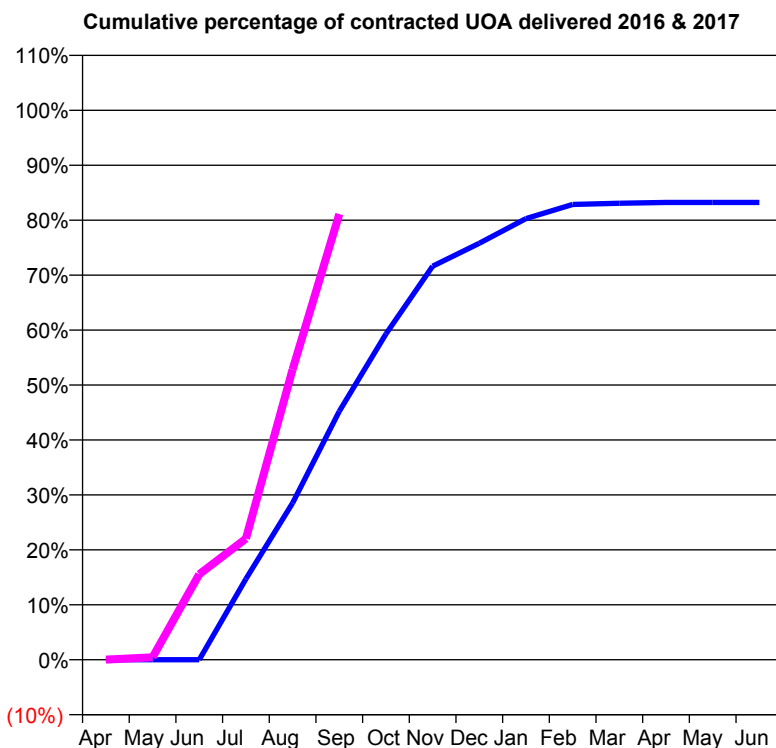
**Q50 - Vital Signs Orthodontic At a Glance Contract Report for 183652/0003 - September 2016**

Name or company name	Haricovert Limited
Contract type name	PDS Contract
Purpose of contract	Orthodontic
Contract start date	01/05/2015
Contract end date	31/03/2017

16/17 Contracted general activity (UDA)	0
Carry forward general activity (UDA)	0
16/17 Contracted orthodontic activity (UOA)	7,889
Carry forward orthodontic activity (UOA)	0
Baseline contract value	£415,098.82

**ACCESS**

	Contract	England and Wales
24 month ratio of assessments to patient IDs	1.00	1.10

**ACTIVITY**


Month	Adjusted Scheduled Activity (UOA)	
	2016	2017
April	0	2
May	0	36
June	0	1,228
July	1,065	1,740
August	2,063	4,169
September	3,271	6,398
October	4,288	
November	5,179	
December	5,481	
January	5,807	
February	5,992	
March	6,008	
April	6,018	
May	6,018	
June	6,018	

**QUALITY**

	Contract Quantity	Contract Base Number	Contract *	Region	England
% of all assessments that were assess and fit appliances (rolling 12 month period)	436	680	64.1%	54.2%	54.1%
% of all assessments that were assess and refuse (rolling 12 month period)	127	680	18.7%	12.5%	12.4%
% of all assessments that were assess and review (rolling 12 month period)	117	680	17.2%	33.3%	33.5%
% of terminated courses where treatment was abandoned or discontinued (rolling 12 month period)	57	411	13.9%	7.4%	7.2%
% of completed treatments indicating that PAR score was taken (year to date)	0	241	0.0%	55.7%	58.9%
Rate of removable appliances per 100 fixed appliances - proposed treatment (rolling 12 month period)	118	825	14.30	5.51	5.66
Rate of removable appliances per 100 fixed appliances - completed treatment (rolling 12 month period)	111	674	16.47	4.71	4.88
% of courses of treatment with removable appliances only - proposed treatment (rolling 12 month period)	13	436	3.0%	1.8%	2.1%
% of courses of treatment with removable appliances only - completed treatment (rolling 12 month period)	1	354	0.3%	1.0%	1.5%
% of patients satisfied with the treatment they have received (rolling 12 month period)	6	6	100.0%	96.7%	95.7%

\* Figures in italics indicate that the base number is less than 100.

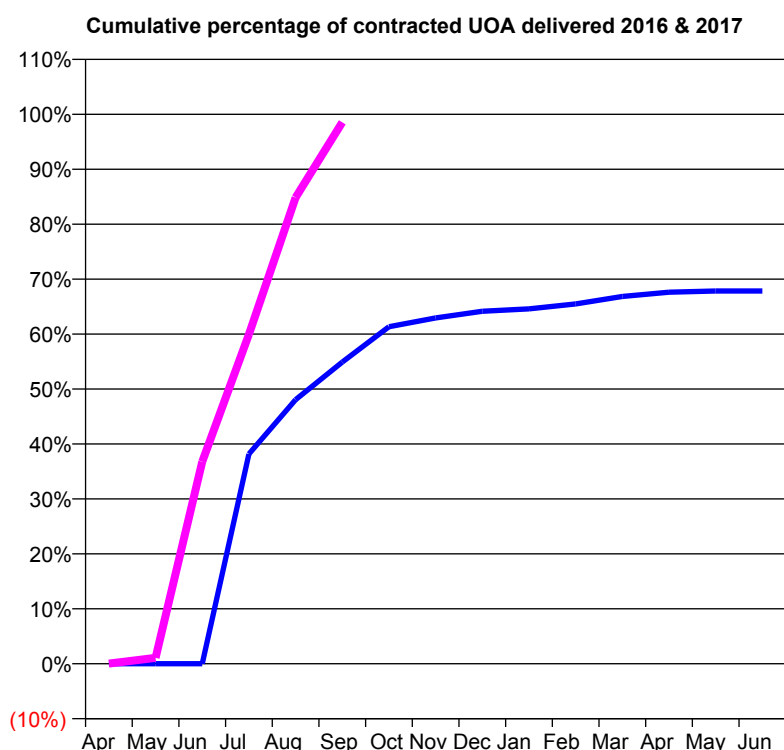
**Q50 - Vital Signs Orthodontic At a Glance Contract Report for 183652/0004 - September 2016**

Name or company name	Haricovert Limited
Contract type name	PDS Contract
Purpose of contract	Orthodontic
Contract start date	01/05/2015
Contract end date	31/12/2018

16/17 Contracted general activity (UDA)	0
Carry forward general activity (UDA)	0
16/17 Contracted orthodontic activity (UOA)	3,500
Carry forward orthodontic activity (UOA)	0
Baseline contract value	£176,614.68

**ACCESS**

	Contract	England and Wales
24 month ratio of assessments to patient IDs	1.00	1.10

**ACTIVITY**


Month	Adjusted Scheduled Activity (UOA)	
	2016	2017
April	0	1
May	0	38
June	0	1,287
July	1,225	2,098
August	1,542	2,970
September	1,761	3,449
October	1,968	
November	2,019	
December	2,058	
January	2,072	
February	2,101	
March	2,144	
April	2,169	
May	2,176	
June	2,176	

**QUALITY**

	Contract Quantity	Contract Base Number	Contract *	Region	England
% of all assessments that were assess and fit appliances (rolling 12 month period)	169	568	29.8%	54.2%	54.1%
% of all assessments that were assess and refuse (rolling 12 month period)	230	568	40.5%	12.5%	12.4%
% of all assessments that were assess and review (rolling 12 month period)	169	568	29.8%	33.3%	33.5%
% of terminated courses where treatment was abandoned or discontinued (rolling 12 month period)	26	148	17.6%	7.4%	7.2%
% of completed treatments indicating that PAR score was taken (year to date)	10	97	10.3%	55.7%	58.9%
Rate of removable appliances per 100 fixed appliances - proposed treatment (rolling 12 month period)	58	323	17.96	5.51	5.66
Rate of removable appliances per 100 fixed appliances - completed treatment (rolling 12 month period)	37	225	16.44	4.71	4.88
% of courses of treatment with removable appliances only - proposed treatment (rolling 12 month period)	5	169	3.0%	1.8%	2.1%
% of courses of treatment with removable appliances only - completed treatment (rolling 12 month period)	1	122	0.8%	1.0%	1.5%
% of patients satisfied with the treatment they have received (rolling 12 month period)	5	5	100.0%	96.7%	95.7%

\* Figures in italics indicate that the base number is less than 100.



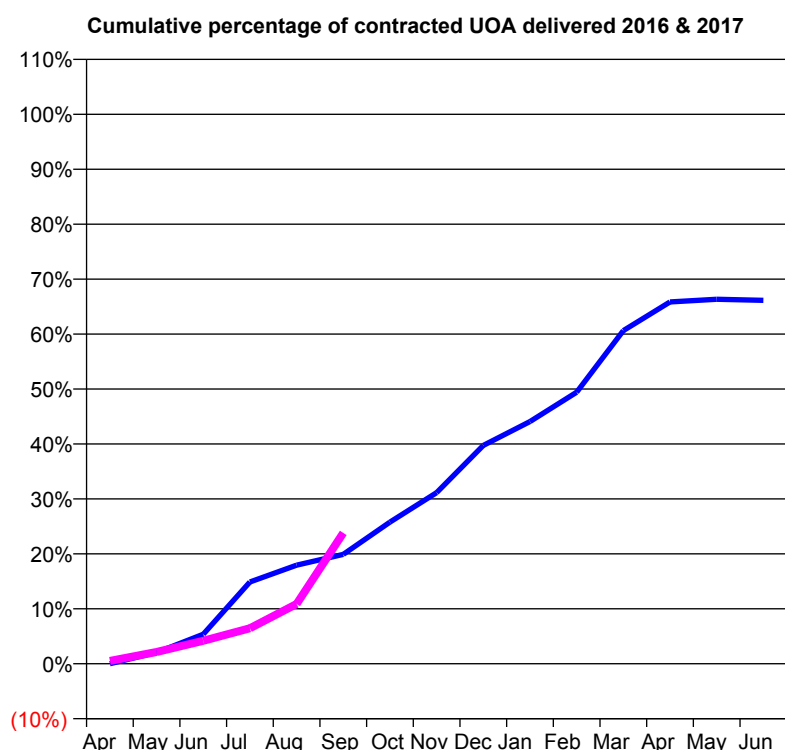
**Q50 - Vital Signs Orthodontic At a Glance Contract Report for 184268/0001 - September 2016**

Name or company name	Alpha Windmill (Bedale) Ltd
Contract type name	PDS Contract
Purpose of contract	Orthodontic
Contract start date	01/03/2012
Contract end date	31/03/2017

16/17 Contracted general activity (UDA)	0
Carry forward general activity (UDA)	0
16/17 Contracted orthodontic activity (UOA)	9,467
Carry forward orthodontic activity (UOA)	0
Baseline contract value	£508,142.64

**ACCESS**

	Contract	England and Wales
24 month ratio of assessments to patient IDs	1.12	1.10

**ACTIVITY**


Month	Adjusted Scheduled Activity (UOA)	
	2016	2017
April	1	49
May	193	203
June	508	396
July	1,410	613
August	1,699	1,030
September	1,886	2,254
October	2,441	
November	2,949	
December	3,762	
January	4,174	
February	4,678	
March	5,741	
April	6,235	
May	6,279	
June	6,262	

**QUALITY**

	Contract Quantity	Contract Base Number	Contract *	Region	England
% of all assessments that were assess and fit appliances (rolling 12 month period)	307	678	45.3%	54.2%	54.1%
% of all assessments that were assess and refuse (rolling 12 month period)	161	678	23.7%	12.5%	12.4%
% of all assessments that were assess and review (rolling 12 month period)	210	678	31.0%	33.3%	33.5%
% of terminated courses where treatment was abandoned or discontinued (rolling 12 month period)	36	254	14.2%	7.4%	7.2%
% of completed treatments indicating that PAR score was taken (year to date)	87	89	97.8%	55.7%	58.9%
Rate of removable appliances per 100 fixed appliances - proposed treatment (rolling 12 month period)	8	538	1.49	5.51	5.66
Rate of removable appliances per 100 fixed appliances - completed treatment (rolling 12 month period)	3	409	0.73	4.71	4.88
% of courses of treatment with removable appliances only - proposed treatment (rolling 12 month period)	2	307	0.7%	1.8%	2.1%
% of courses of treatment with removable appliances only - completed treatment (rolling 12 month period)	0	218	0.0%	1.0%	1.5%
% of patients satisfied with the treatment they have received (rolling 12 month period)	8	8	100.0%	96.7%	95.7%

\* Figures in italics indicate that the base number is less than 100.

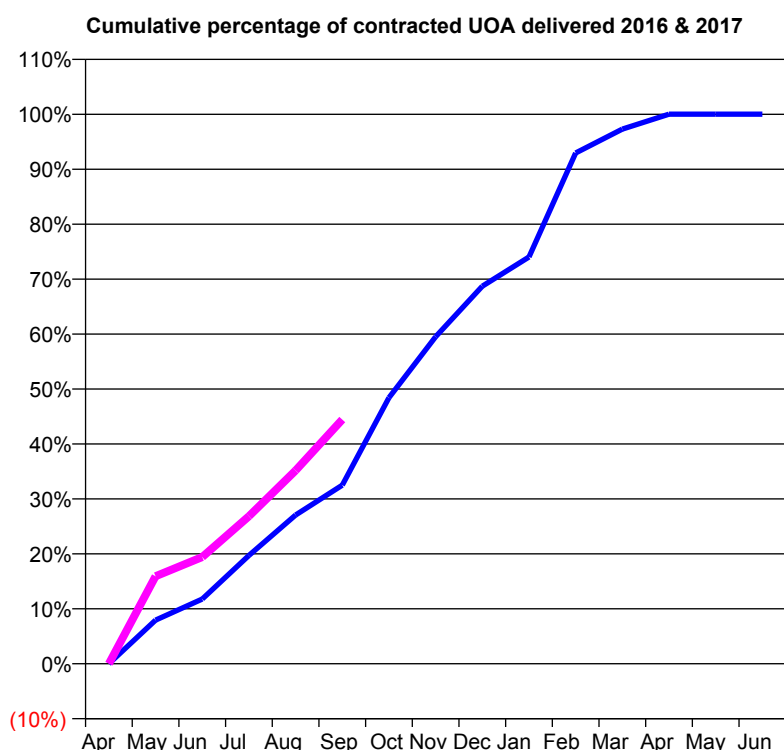
**Q50 - Vital Signs Orthodontic At a Glance Contract Report for 195561/0001 - September 2016**

Name or company name	ROBERTS-HARRY CLINIC LTD
Contract type name	PDS Contract
Purpose of contract	Orthodontic
Contract start date	01/05/2011
Contract end date	31/03/2017

16/17 Contracted general activity (UDA)	0
Carry forward general activity (UDA)	0
16/17 Contracted orthodontic activity (UOA)	16,192
Carry forward orthodontic activity (UOA)	0
Baseline contract value	£907,637.74

**ACCESS**

	Contract	England and Wales
24 month ratio of assessments to patient IDs	1.04	1.10

**ACTIVITY**


Month	Adjusted Scheduled Activity (UOA)	
	2016	2017
April	1	0
May	1,288	2,578
June	1,909	3,146
July	3,192	4,348
August	4,383	5,697
September	5,265	7,198
October	7,842	
November	9,636	
December	11,126	
January	11,986	
February	15,052	
March	15,753	
April	16,194	
May	16,194	
June	16,194	

**QUALITY**

	Contract Quantity	Contract Base Number	Contract *	Region	England
% of all assessments that were assess and fit appliances (rolling 12 month period)	876	1,122	78.1%	54.2%	54.1%
% of all assessments that were assess and refuse (rolling 12 month period)	93	1,122	8.3%	12.5%	12.4%
% of all assessments that were assess and review (rolling 12 month period)	153	1,122	13.6%	33.3%	33.5%
% of terminated courses where treatment was abandoned or discontinued (rolling 12 month period)	27	697	3.9%	7.4%	7.2%
% of completed treatments indicating that PAR score was taken (year to date)	143	339	42.2%	55.7%	58.9%
Rate of removable appliances per 100 fixed appliances - proposed treatment (rolling 12 month period)	15	1,688	0.89	5.51	5.66
Rate of removable appliances per 100 fixed appliances - completed treatment (rolling 12 month period)	10	1,269	0.79	4.71	4.88
% of courses of treatment with removable appliances only - proposed treatment (rolling 12 month period)	5	876	0.6%	1.8%	2.1%
% of courses of treatment with removable appliances only - completed treatment (rolling 12 month period)	5	670	0.7%	1.0%	1.5%
% of patients satisfied with the treatment they have received (rolling 12 month period)	34	35	97.1%	96.7%	95.7%

\* Figures in italics indicate that the base number is less than 100.

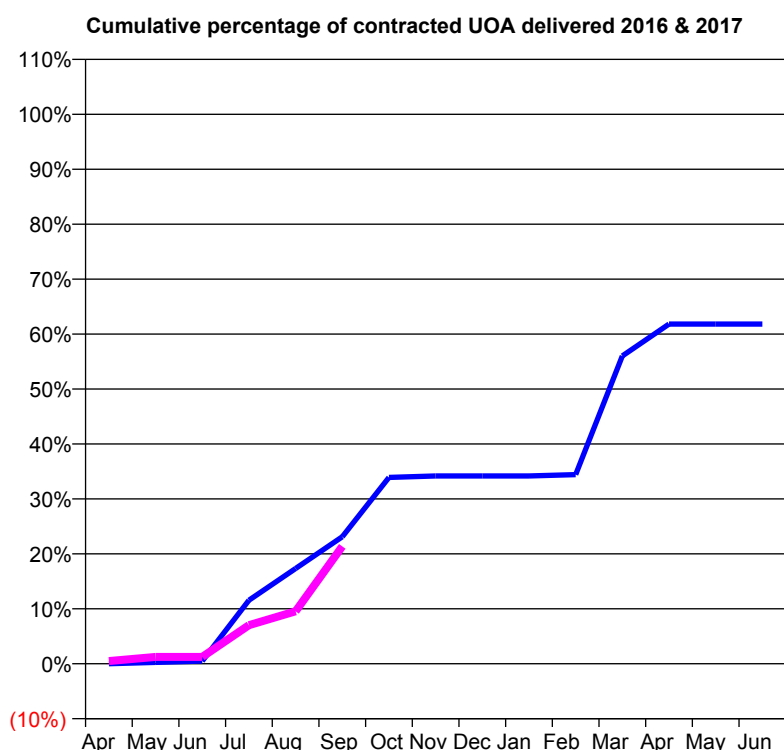
**Q50 - Vital Signs Orthodontic At a Glance Contract Report for 197580/0001 - September 2016**

Name or company name	CLOCK TOWER DENTAL CARE LTD.
Contract type name	GDS Contract
Purpose of contract	General and Orthodontic
Contract start date	01/12/2012
Contract end date	

16/17 Contracted general activity (UDA)	2,000
Carry forward general activity (UDA)	0
16/17 Contracted orthodontic activity (UOA)	398
Carry forward orthodontic activity (UOA)	0
Baseline contract value	£90,143.92

**ACCESS**

	Contract	England and Wales
24 month ratio of assessments to patient IDs	1.14	1.10

**ACTIVITY**


Month	Adjusted Scheduled Activity (UOA)	
	2016	2017
April	0	2
May	1	5
June	2	5
July	46	28
August	69	38
September	92	85
October	135	
November	136	
December	136	
January	136	
February	137	
March	223	
April	246	
May	246	
June	246	

**QUALITY**

	Contract Quantity	Contract Base Number	Contract *	Region	England
% of all assessments that were assess and fit appliances (rolling 12 month period)	11	36	30.6%	54.2%	54.1%
% of all assessments that were assess and refuse (rolling 12 month period)	9	36	25.0%	12.5%	12.4%
% of all assessments that were assess and review (rolling 12 month period)	16	36	44.4%	33.3%	33.5%
% of terminated courses where treatment was abandoned or discontinued (rolling 12 month period)	0	12	0.0%	7.4%	7.2%
% of completed treatments indicating that PAR score was taken (year to date)	4	6	66.7%	55.7%	58.9%
Rate of removable appliances per 100 fixed appliances - proposed treatment (rolling 12 month period)	2	10	20.00	5.51	5.66
Rate of removable appliances per 100 fixed appliances - completed treatment (rolling 12 month period)	0	6	0.00	4.71	4.88
% of courses of treatment with removable appliances only - proposed treatment (rolling 12 month period)	2	11	18.2%	1.8%	2.1%
% of courses of treatment with removable appliances only - completed treatment (rolling 12 month period)	0	12	0.0%	1.0%	1.5%
% of patients satisfied with the treatment they have received (rolling 12 month period)	1	1	100.0%	96.7%	95.7%

\* Figures in italics indicate that the base number is less than 100.

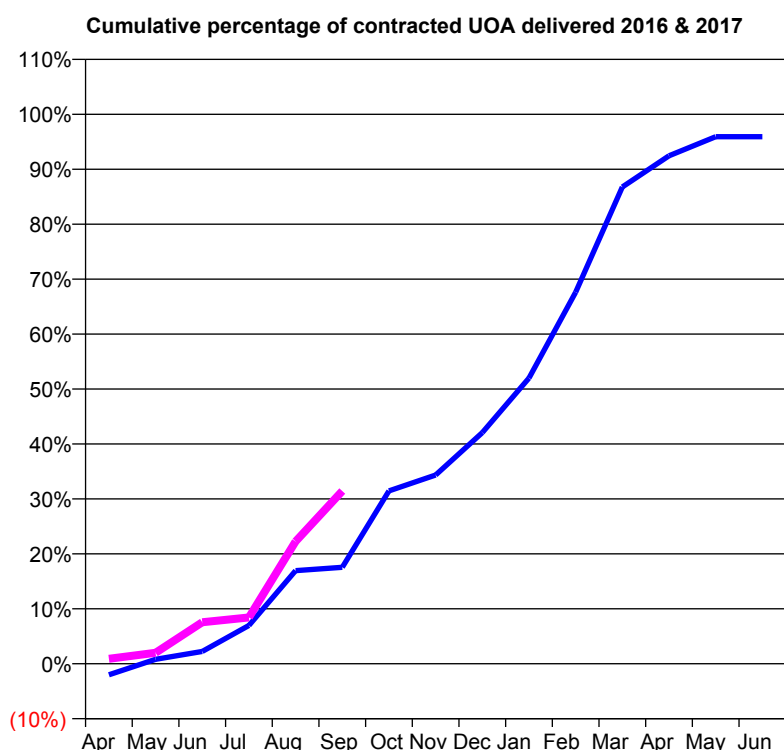
**Q50 - Vital Signs Orthodontic At a Glance Contract Report for 222577/0002 - September 2016**

Name or company name	MR AK FINN
Contract type name	GDS Contract
Purpose of contract	General and Orthodontic
Contract start date	01/12/2014
Contract end date	

16/17 Contracted general activity (UDA)	3,545
Carry forward general activity (UDA)	0
16/17 Contracted orthodontic activity (UOA)	1,240
Carry forward orthodontic activity (UOA)	0
Baseline contract value	£192,449.26

**ACCESS**

	Contract	England and Wales
24 month ratio of assessments to patient IDs	1.27	1.10

**ACTIVITY**


Month	Adjusted Scheduled Activity (UOA)	
	2016	2017
April	-25	11
May	10	25
June	28	94
July	86	105
August	210	276
September	218	390
October	390	
November	426	
December	522	
January	645	
February	838	
March	1,076	
April	1,146	
May	1,189	
June	1,189	

**QUALITY**

	Contract Quantity	Contract Base Number	Contract *	Region	England
% of all assessments that were assess and fit appliances (rolling 12 month period)	56	223	25.1%	54.2%	54.1%
% of all assessments that were assess and refuse (rolling 12 month period)	0	223	0.0%	12.5%	12.4%
% of all assessments that were assess and review (rolling 12 month period)	167	223	74.9%	33.3%	33.5%
% of terminated courses where treatment was abandoned or discontinued (rolling 12 month period)	0	6	0.0%	7.4%	7.2%
% of completed treatments indicating that PAR score was taken (year to date)	3	3	100.0%	55.7%	58.9%
Rate of removable appliances per 100 fixed appliances - proposed treatment (rolling 12 month period)	6	97	6.19	5.51	5.66
Rate of removable appliances per 100 fixed appliances - completed treatment (rolling 12 month period)	0	11	0.00	4.71	4.88
% of courses of treatment with removable appliances only - proposed treatment (rolling 12 month period)	1	56	1.8%	1.8%	2.1%
% of courses of treatment with removable appliances only - completed treatment (rolling 12 month period)	0	6	0.0%	1.0%	1.5%
% of patients satisfied with the treatment they have received (rolling 12 month period)	3	3	100.0%	96.7%	95.7%

\* Figures in italics indicate that the base number is less than 100.

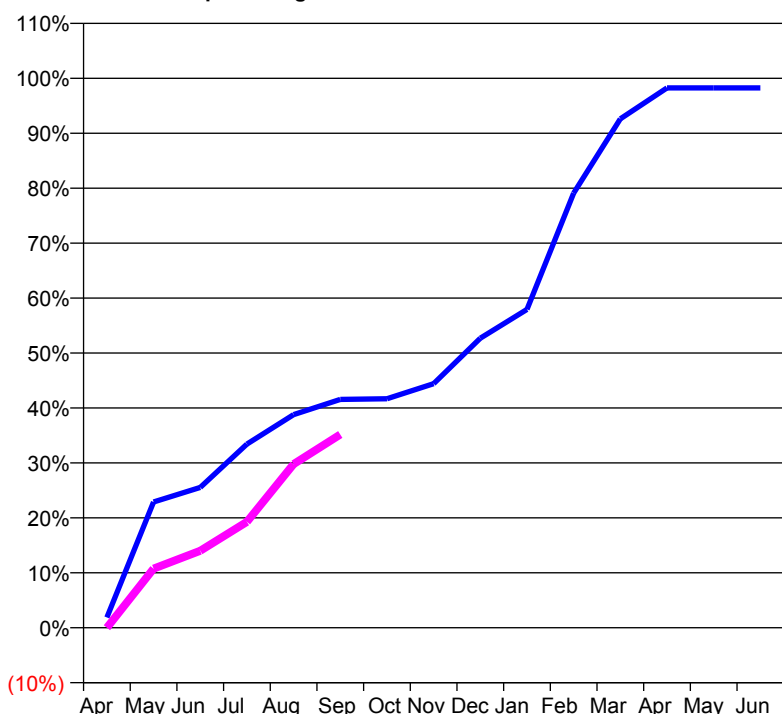
**Q50 - Vital Signs Orthodontic At a Glance Contract Report for 327212/0002 - September 2016**

Name or company name	MR AC NEWTON
Contract type name	PDS Contract
Purpose of contract	Orthodontic
Contract start date	12/08/2009
Contract end date	31/03/2017

16/17 Contracted general activity (UDA)	0
Carry forward general activity (UDA)	0
16/17 Contracted orthodontic activity (UOA)	799
Carry forward orthodontic activity (UOA)	0
Baseline contract value	£41,421.03

**ACCESS**

	Contract	England and Wales
24 month ratio of assessments to patient IDs	1.01	1.10

**ACTIVITY**
**Cumulative percentage of contracted UOA delivered 2016 & 2017**

**Adjusted Scheduled Activity (UOA)**

Month	2016	2017
April	15	0
May	183	86
June	204	112
July	267	154
August	310	238
September	332	281
October	333	
November	355	
December	421	
January	463	
February	632	
March	740	
April	785	
May	785	
June	785	

**QUALITY**

	Contract Quantity	Contract Base Number	Contract *	Region	England
% of all assessments that were assess and fit appliances (rolling 12 month period)	34	54	63.0%	54.2%	54.1%
% of all assessments that were assess and refuse (rolling 12 month period)	12	54	22.2%	12.5%	12.4%
% of all assessments that were assess and review (rolling 12 month period)	8	54	14.8%	33.3%	33.5%
% of terminated courses where treatment was abandoned or discontinued (rolling 12 month period)	6	41	14.6%	7.4%	7.2%
% of completed treatments indicating that PAR score was taken (year to date)	2	24	8.3%	55.7%	58.9%
Rate of removable appliances per 100 fixed appliances - proposed treatment (rolling 12 month period)	4	64	6.25	5.51	5.66
Rate of removable appliances per 100 fixed appliances - completed treatment (rolling 12 month period)	4	64	6.25	4.71	4.88
% of courses of treatment with removable appliances only - proposed treatment (rolling 12 month period)	0	34	0.0%	1.8%	2.1%
% of courses of treatment with removable appliances only - completed treatment (rolling 12 month period)	0	35	0.0%	1.0%	1.5%
% of patients satisfied with the treatment they have received (rolling 12 month period)	0	0	N/A	96.7%	95.7%

\* Figures in italics indicate that the base number is less than 100.

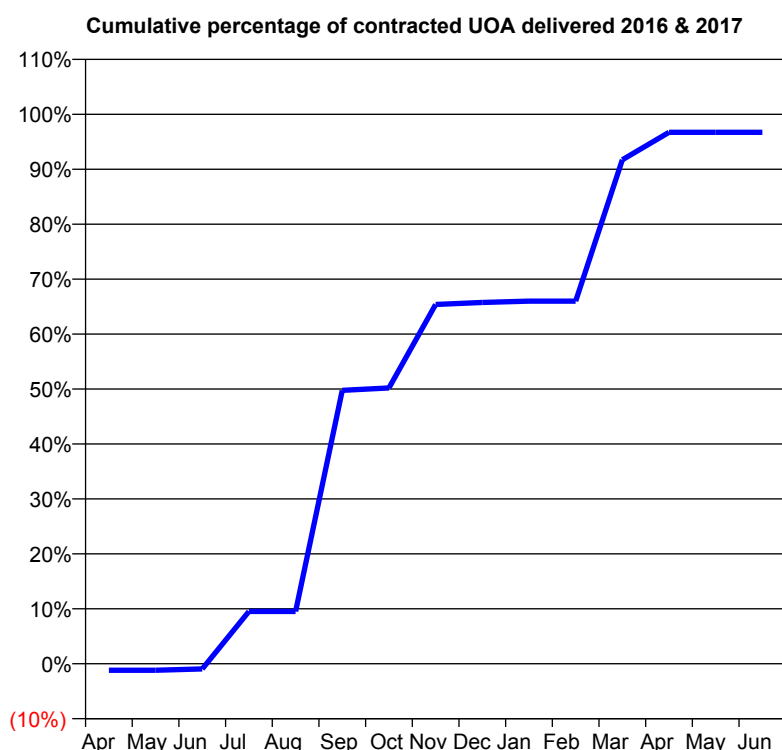
**Q50 - Vital Signs Orthodontic At a Glance Contract Report for 567205/0001 - September 2016**

Name or company name	MR AM CASSON
Contract type name	GDS Contract
Purpose of contract	General
Contract start date	01/04/2006
Contract end date	

16/17 Contracted general activity (UDA)	8,540
Carry forward general activity (UDA)	0
16/17 Contracted orthodontic activity (UOA)	0
Carry forward orthodontic activity (UOA)	0
Baseline contract value	£255,571.68

**ACCESS**

	Contract	England and Wales
24 month ratio of assessments to patient IDs	1.17	1.10

**ACTIVITY**


Month	Adjusted Scheduled Activity (UOA)	
	2016	2017
April	-5	0
May	-5	0
June	-4	0
July	40	0
August	40	21
September	209	21
October	211	
November	275	
December	276	
January	277	
February	277	
March	385	
April	406	
May	406	
June	406	

**QUALITY**

	Contract Quantity	Contract Base Number	Contract *	Region	England
% of all assessments that were assess and fit appliances (rolling 12 month period)	10	15	66.7%	54.2%	54.1%
% of all assessments that were assess and refuse (rolling 12 month period)	2	15	13.3%	12.5%	12.4%
% of all assessments that were assess and review (rolling 12 month period)	3	15	20.0%	33.3%	33.5%
% of terminated courses where treatment was abandoned or discontinued (rolling 12 month period)	0	14	0.0%	7.4%	7.2%
% of completed treatments indicating that PAR score was taken (year to date)	0	2	0.0%	55.7%	58.9%
Rate of removable appliances per 100 fixed appliances - proposed treatment (rolling 12 month period)	0	0	N/A	5.51	5.66
Rate of removable appliances per 100 fixed appliances - completed treatment (rolling 12 month period)	0	0	N/A	4.71	4.88
% of courses of treatment with removable appliances only - proposed treatment (rolling 12 month period)	0	10	0.0%	1.8%	2.1%
% of courses of treatment with removable appliances only - completed treatment (rolling 12 month period)	0	14	0.0%	1.0%	1.5%
% of patients satisfied with the treatment they have received (rolling 12 month period)	2	2	100.0%	96.7%	95.7%

\* Figures in italics indicate that the base number is less than 100.

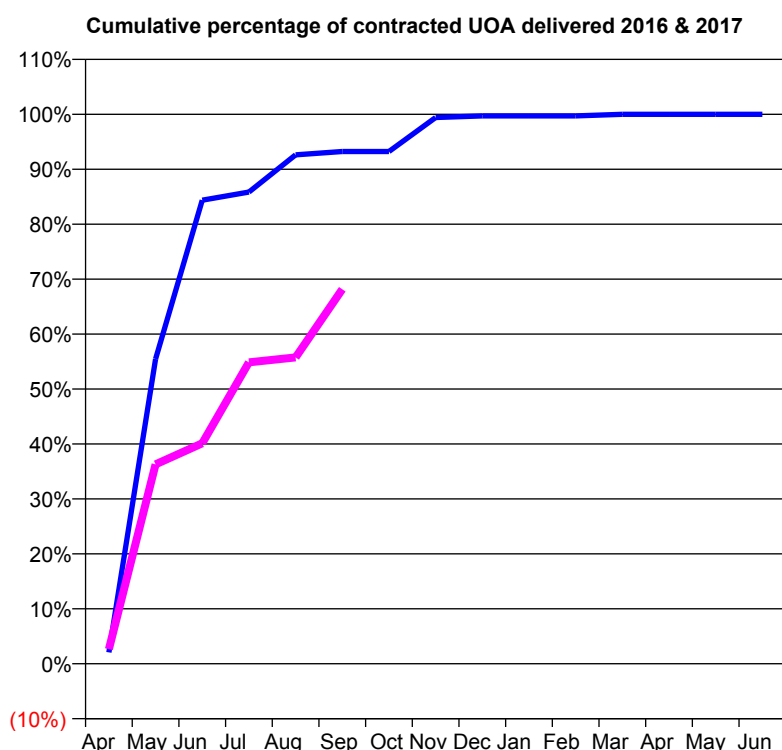
**Q50 - Vital Signs Orthodontic At a Glance Contract Report for 573973/0001 - September 2016**

Name or company name	MR SB JAMIESON
Contract type name	GDS Contract
Purpose of contract	General and Orthodontic
Contract start date	01/04/2006
Contract end date	

16/17 Contracted general activity (UDA)	8,938
Carry forward general activity (UDA)	0
16/17 Contracted orthodontic activity (UOA)	339
Carry forward orthodontic activity (UOA)	0
Baseline contract value	£226,087.70

**ACCESS**

	Contract	England and Wales
24 month ratio of assessments to patient IDs	1.28	1.10

**ACTIVITY**


Month	Adjusted Scheduled Activity (UOA)	
	2016	2017
April	7	9
May	188	123
June	286	136
July	291	186
August	314	189
September	316	231
October	316	
November	337	
December	338	
January	338	
February	338	
March	339	
April	339	
May	339	
June	339	

**QUALITY**

	Contract Quantity	Contract Base Number	Contract *	Region	England
% of all assessments that were assess and fit appliances (rolling 12 month period)	12	50	24.0%	54.2%	54.1%
% of all assessments that were assess and refuse (rolling 12 month period)	6	50	12.0%	12.5%	12.4%
% of all assessments that were assess and review (rolling 12 month period)	32	50	64.0%	33.3%	33.5%
% of terminated courses where treatment was abandoned or discontinued (rolling 12 month period)	3	10	30.0%	7.4%	7.2%
% of completed treatments indicating that PAR score was taken (year to date)	2	2	100.0%	55.7%	58.9%
Rate of removable appliances per 100 fixed appliances - proposed treatment (rolling 12 month period)	9	19	47.37	5.51	5.66
Rate of removable appliances per 100 fixed appliances - completed treatment (rolling 12 month period)	1	14	7.14	4.71	4.88
% of courses of treatment with removable appliances only - proposed treatment (rolling 12 month period)	2	12	16.7%	1.8%	2.1%
% of courses of treatment with removable appliances only - completed treatment (rolling 12 month period)	0	7	0.0%	1.0%	1.5%
% of patients satisfied with the treatment they have received (rolling 12 month period)	0	0	N/A	96.7%	95.7%

\* Figures in italics indicate that the base number is less than 100.

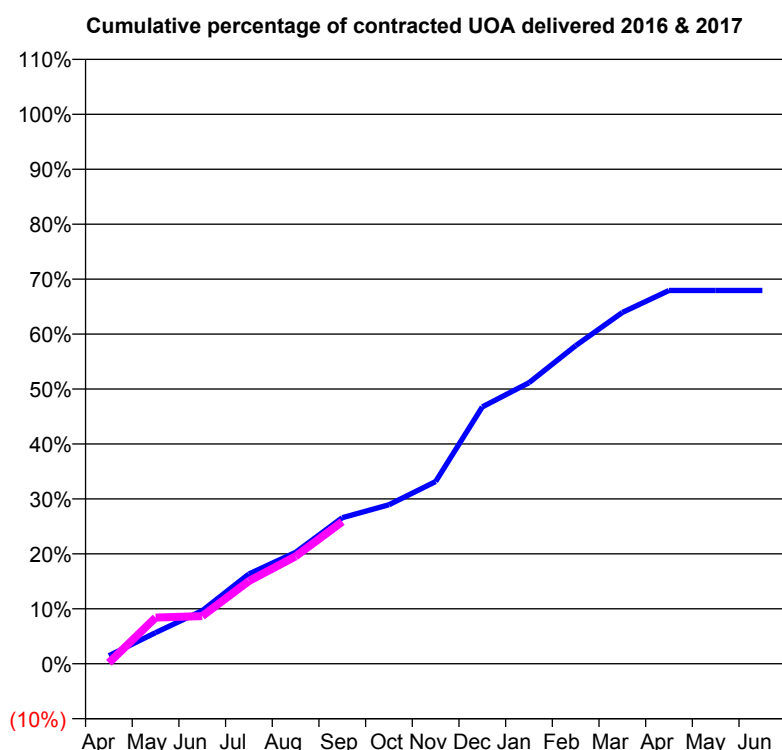
**Q50 - Vital Signs Orthodontic At a Glance Contract Report for 732974/0001 - September 2016**

Name or company name	MR IJ AUCKLAND
Contract type name	GDS Contract
Purpose of contract	General and Orthodontic
Contract start date	01/04/2006
Contract end date	

16/17 Contracted general activity (UDA)	1,480
Carry forward general activity (UDA)	0
16/17 Contracted orthodontic activity (UOA)	1,095
Carry forward orthodontic activity (UOA)	0
Baseline contract value	£111,772.33

**ACCESS**

	Contract	England and Wales
24 month ratio of assessments to patient IDs	1.18	1.10

**ACTIVITY**


Month	Adjusted Scheduled Activity (UOA)	
	2016	2017
April	16	2
May	62	92
June	106	95
July	179	165
August	222	214
September	291	283
October	317	
November	363	
December	512	
January	560	
February	634	
March	700	
April	744	
May	744	
June	744	

**QUALITY**

	Contract Quantity	Contract Base Number	Contract *	Region	England
% of all assessments that were assess and fit appliances (rolling 12 month period)	36	84	42.9%	54.2%	54.1%
% of all assessments that were assess and refuse (rolling 12 month period)	8	84	9.5%	12.5%	12.4%
% of all assessments that were assess and review (rolling 12 month period)	40	84	47.6%	33.3%	33.5%
% of terminated courses where treatment was abandoned or discontinued (rolling 12 month period)	2	22	9.1%	7.4%	7.2%
% of completed treatments indicating that PAR score was taken (year to date)	6	8	75.0%	55.7%	58.9%
Rate of removable appliances per 100 fixed appliances - proposed treatment (rolling 12 month period)	8	60	13.33	5.51	5.66
Rate of removable appliances per 100 fixed appliances - completed treatment (rolling 12 month period)	0	0	N/A	4.71	4.88
% of courses of treatment with removable appliances only - proposed treatment (rolling 12 month period)	3	36	8.3%	1.8%	2.1%
% of courses of treatment with removable appliances only - completed treatment (rolling 12 month period)	0	20	0.0%	1.0%	1.5%
% of patients satisfied with the treatment they have received (rolling 12 month period)	3	3	100.0%	96.7%	95.7%

\* Figures in italics indicate that the base number is less than 100.



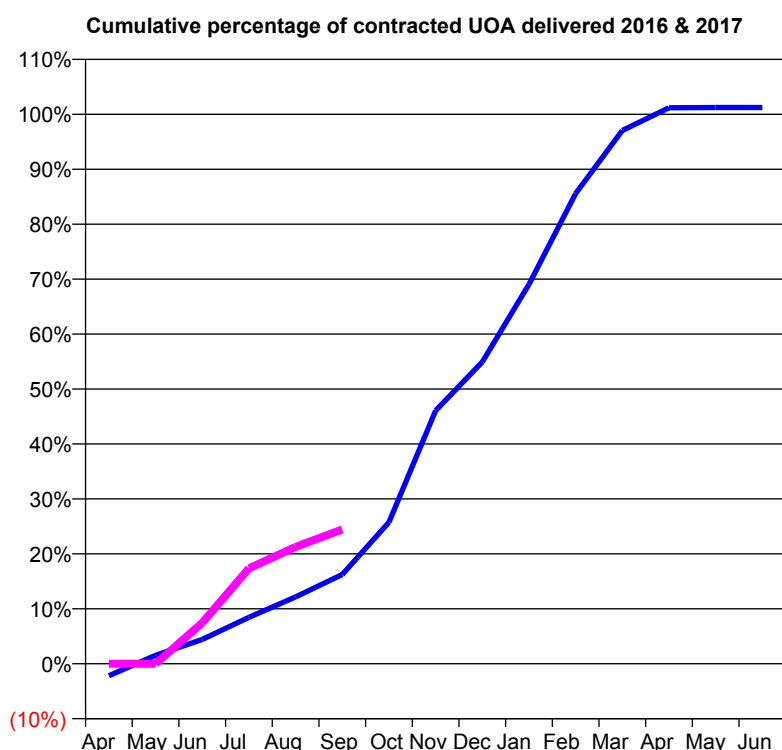
**Q50 - Vital Signs Orthodontic At a Glance Contract Report for 739057/0002 - September 2016**

Name or company name	MR RW FISHER
Contract type name	PDS Contract
Purpose of contract	Orthodontic
Contract start date	01/10/2009
Contract end date	31/03/2017

16/17 Contracted general activity (UDA)	0
Carry forward general activity (UDA)	0
16/17 Contracted orthodontic activity (UOA)	1,693
Carry forward orthodontic activity (UOA)	0
Baseline contract value	£93,559.57

**ACCESS**

	Contract	England and Wales
24 month ratio of assessments to patient IDs	1.07	1.10

**ACTIVITY**


Month	Adjusted Scheduled Activity (UOA)	
	2016	2017
April	-37	0
May	26	0
June	75	126
July	143	294
August	206	360
September	275	414
October	436	
November	780	
December	930	
January	1,169	
February	1,449	
March	1,643	
April	1,713	
May	1,714	
June	1,714	

**QUALITY**

	Contract Quantity	Contract Base Number	Contract *	Region	England
% of all assessments that were assess and fit appliances (rolling 12 month period)	93	129	72.1%	54.2%	54.1%
% of all assessments that were assess and refuse (rolling 12 month period)	8	129	6.2%	12.5%	12.4%
% of all assessments that were assess and review (rolling 12 month period)	28	129	21.7%	33.3%	33.5%
% of terminated courses where treatment was abandoned or discontinued (rolling 12 month period)	8	88	9.1%	7.4%	7.2%
% of completed treatments indicating that PAR score was taken (year to date)	18	23	78.3%	55.7%	58.9%
Rate of removable appliances per 100 fixed appliances - proposed treatment (rolling 12 month period)	21	94	22.34	5.51	5.66
Rate of removable appliances per 100 fixed appliances - completed treatment (rolling 12 month period)	0	67	0.00	4.71	4.88
% of courses of treatment with removable appliances only - proposed treatment (rolling 12 month period)	19	93	20.4%	1.8%	2.1%
% of courses of treatment with removable appliances only - completed treatment (rolling 12 month period)	0	80	0.0%	1.0%	1.5%
% of patients satisfied with the treatment they have received (rolling 12 month period)	3	3	100.0%	96.7%	95.7%

\* Figures in italics indicate that the base number is less than 100.

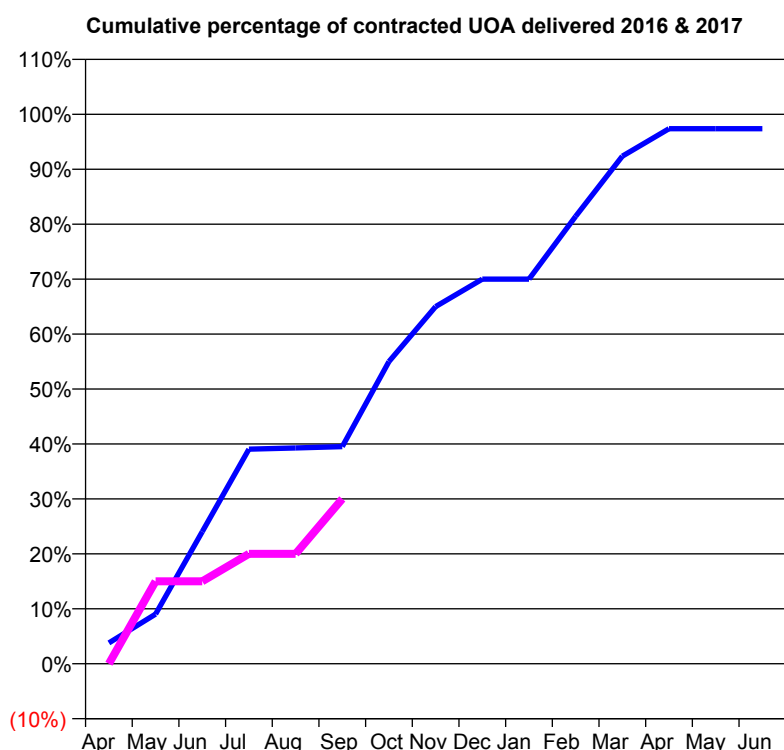
**Q50 - Vital Signs Orthodontic At a Glance Contract Report for 749869/0001 - September 2016**

Name or company name	MRS ML GATECLIFF
Contract type name	GDS Contract
Purpose of contract	General and Orthodontic
Contract start date	01/04/2006
Contract end date	

16/17 Contracted general activity (UDA)	2,024
Carry forward general activity (UDA)	0
16/17 Contracted orthodontic activity (UOA)	420
Carry forward orthodontic activity (UOA)	0
Baseline contract value	£90,517.37

**ACCESS**

	Contract	England and Wales
24 month ratio of assessments to patient IDs	1.30	1.10

**ACTIVITY**


Month	Adjusted Scheduled Activity (UOA)	
	2016	2017
April	16	0
May	38	63
June	101	63
July	164	84
August	165	84
September	166	126
October	231	
November	273	
December	294	
January	294	
February	342	
March	388	
April	409	
May	409	
June	409	

**QUALITY**

	Contract Quantity	Contract Base Number	Contract *	Region	England
% of all assessments that were assess and fit appliances (rolling 12 month period)	17	29	58.6%	54.2%	54.1%
% of all assessments that were assess and refuse (rolling 12 month period)	1	29	3.4%	12.5%	12.4%
% of all assessments that were assess and review (rolling 12 month period)	11	29	37.9%	33.3%	33.5%
% of terminated courses where treatment was abandoned or discontinued (rolling 12 month period)	3	11	27.3%	7.4%	7.2%
% of completed treatments indicating that PAR score was taken (year to date)	1	1	100.0%	55.7%	58.9%
Rate of removable appliances per 100 fixed appliances - proposed treatment (rolling 12 month period)	0	28	0.00	5.51	5.66
Rate of removable appliances per 100 fixed appliances - completed treatment (rolling 12 month period)	0	15	0.00	4.71	4.88
% of courses of treatment with removable appliances only - proposed treatment (rolling 12 month period)	0	17	0.0%	1.8%	2.1%
% of courses of treatment with removable appliances only - completed treatment (rolling 12 month period)	0	8	0.0%	1.0%	1.5%
% of patients satisfied with the treatment they have received (rolling 12 month period)	4	4	100.0%	96.7%	95.7%

\* Figures in italics indicate that the base number is less than 100.

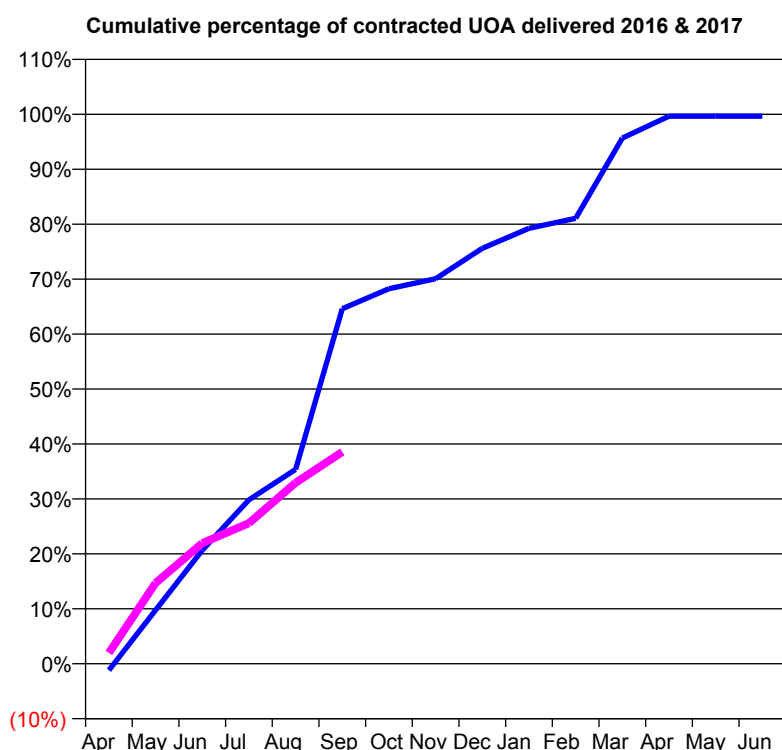
**Q50 - Vital Signs Orthodontic At a Glance Contract Report for 802425/0001 - September 2016**

Name or company name	Peasholm Dental Practice
Contract type name	GDS Contract
Purpose of contract	General and Orthodontic
Contract start date	01/04/2006
Contract end date	

16/17 Contracted general activity (UDA)	300
Carry forward general activity (UDA)	0
16/17 Contracted orthodontic activity (UOA)	1,156
Carry forward orthodontic activity (UOA)	0
Baseline contract value	£83,829.21

**ACCESS**

	Contract	England and Wales
24 month ratio of assessments to patient IDs	1.01	1.10

**ACTIVITY**


Month	Adjusted Scheduled Activity (UOA)	
	2016	2017
April	-14	23
May	113	170
June	239	254
July	345	296
August	409	381
September	747	446
October	789	
November	810	
December	874	
January	916	
February	937	
March	1,106	
April	1,152	
May	1,152	
June	1,152	

**QUALITY**

	Contract Quantity	Contract Base Number	Contract *	Region	England
% of all assessments that were assess and fit appliances (rolling 12 month period)	41	46	89.1%	54.2%	54.1%
% of all assessments that were assess and refuse (rolling 12 month period)	4	46	8.7%	12.5%	12.4%
% of all assessments that were assess and review (rolling 12 month period)	1	46	2.2%	33.3%	33.5%
% of terminated courses where treatment was abandoned or discontinued (rolling 12 month period)	2	40	5.0%	7.4%	7.2%
% of completed treatments indicating that PAR score was taken (year to date)	14	14	100.0%	55.7%	58.9%
Rate of removable appliances per 100 fixed appliances - proposed treatment (rolling 12 month period)	6	65	9.23	5.51	5.66
Rate of removable appliances per 100 fixed appliances - completed treatment (rolling 12 month period)	4	69	5.80	4.71	4.88
% of courses of treatment with removable appliances only - proposed treatment (rolling 12 month period)	3	41	7.3%	1.8%	2.1%
% of courses of treatment with removable appliances only - completed treatment (rolling 12 month period)	1	38	2.6%	1.0%	1.5%
% of patients satisfied with the treatment they have received (rolling 12 month period)	5	5	100.0%	96.7%	95.7%

\* Figures in italics indicate that the base number is less than 100.

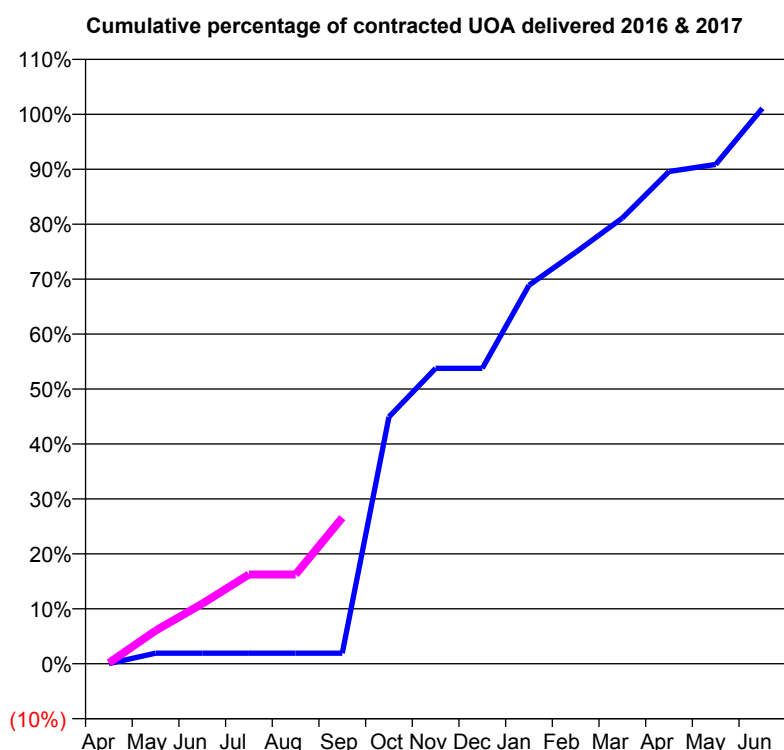
**Q50 - Vital Signs Orthodontic At a Glance Contract Report for 809632/0004 - September 2016**

Name or company name	MR GJ ATHERTON
Contract type name	PDS Contract
Purpose of contract	Orthodontic
Contract start date	01/04/2006
Contract end date	31/03/2017

16/17 Contracted general activity (UDA)	0
Carry forward general activity (UDA)	0
16/17 Contracted orthodontic activity (UOA)	3,300
Carry forward orthodontic activity (UOA)	0
Baseline contract value	£184,980.52

**ACCESS**

	Contract	England and Wales
24 month ratio of assessments to patient IDs	1.04	1.10

**ACTIVITY**


Month	Adjusted Scheduled Activity (UOA)	
	2016	2017
April	1	5
May	64	199
June	64	361
July	64	536
August	64	536
September	64	877
October	1,483	
November	1,774	
December	1,774	
January	2,273	
February	2,471	
March	2,677	
April	2,956	
May	2,999	
June	3,336	

**QUALITY**

	Contract Quantity	Contract Base Number	Contract *	Region	England
% of all assessments that were assess and fit appliances (rolling 12 month period)	194	456	42.5%	54.2%	54.1%
% of all assessments that were assess and refuse (rolling 12 month period)	103	456	22.6%	12.5%	12.4%
% of all assessments that were assess and review (rolling 12 month period)	159	456	34.9%	33.3%	33.5%
% of terminated courses where treatment was abandoned or discontinued (rolling 12 month period)	23	220	10.5%	7.4%	7.2%
% of completed treatments indicating that PAR score was taken (year to date)	53	94	56.4%	55.7%	58.9%
Rate of removable appliances per 100 fixed appliances - proposed treatment (rolling 12 month period)	7	371	1.89	5.51	5.66
Rate of removable appliances per 100 fixed appliances - completed treatment (rolling 12 month period)	6	375	1.60	4.71	4.88
% of courses of treatment with removable appliances only - proposed treatment (rolling 12 month period)	6	194	3.1%	1.8%	2.1%
% of courses of treatment with removable appliances only - completed treatment (rolling 12 month period)	4	197	2.0%	1.0%	1.5%
% of patients satisfied with the treatment they have received (rolling 12 month period)	5	5	100.0%	96.7%	95.7%

\* Figures in italics indicate that the base number is less than 100.

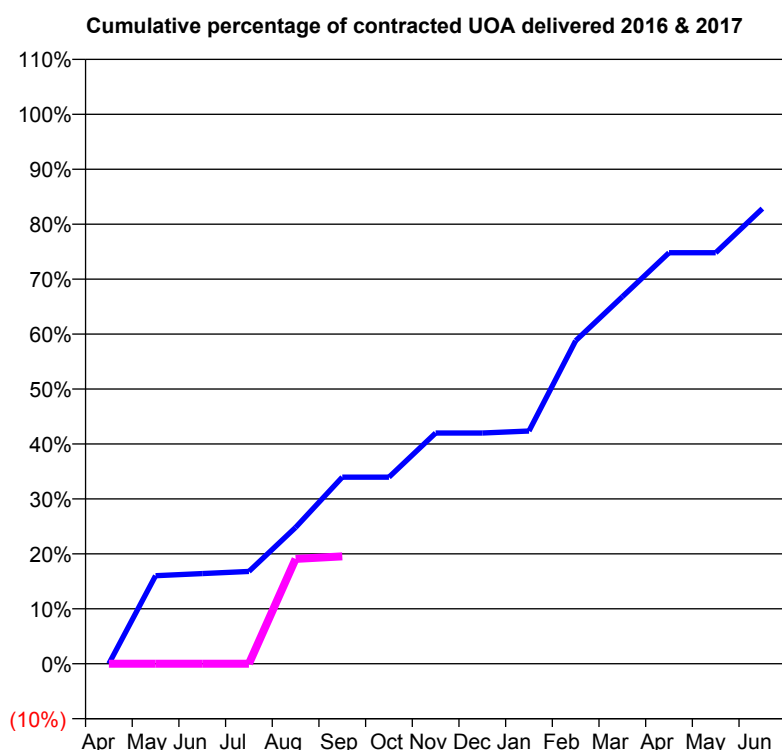
**Q50 - Vital Signs Orthodontic At a Glance Contract Report for 811076/0001 - September 2016**

Name or company name	MR DR FEIRN
Contract type name	GDS Contract
Purpose of contract	General and Orthodontic
Contract start date	01/04/2006
Contract end date	

16/17 Contracted general activity (UDA)	1,214
Carry forward general activity (UDA)	0
16/17 Contracted orthodontic activity (UOA)	220
Carry forward orthodontic activity (UOA)	0
Baseline contract value	£45,439.78

**ACCESS**

	Contract	England and Wales
24 month ratio of assessments to patient IDs	1.22	1.10

**ACTIVITY**


Month	Adjusted Scheduled Activity (UOA)	
	2016	2017
April	0	0
May	42	0
June	43	0
July	44	0
August	65	42
September	89	43
October	89	
November	110	
December	110	
January	111	
February	154	
March	175	
April	196	
May	196	
June	217	

**QUALITY**

	Contract Quantity	Contract Base Number	Contract *	Region	England
% of all assessments that were assess and fit appliances (rolling 12 month period)	8	12	66.7%	54.2%	54.1%
% of all assessments that were assess and refuse (rolling 12 month period)	1	12	8.3%	12.5%	12.4%
% of all assessments that were assess and review (rolling 12 month period)	3	12	25.0%	33.3%	33.5%
% of terminated courses where treatment was abandoned or discontinued (rolling 12 month period)	0	9	0.0%	7.4%	7.2%
% of completed treatments indicating that PAR score was taken (year to date)	6	6	100.0%	55.7%	58.9%
Rate of removable appliances per 100 fixed appliances - proposed treatment (rolling 12 month period)	2	10	20.00	5.51	5.66
Rate of removable appliances per 100 fixed appliances - completed treatment (rolling 12 month period)	1	12	8.33	4.71	4.88
% of courses of treatment with removable appliances only - proposed treatment (rolling 12 month period)	1	8	12.5%	1.8%	2.1%
% of courses of treatment with removable appliances only - completed treatment (rolling 12 month period)	0	9	0.0%	1.0%	1.5%
% of patients satisfied with the treatment they have received (rolling 12 month period)	2	2	100.0%	96.7%	95.7%

\* Figures in italics indicate that the base number is less than 100.

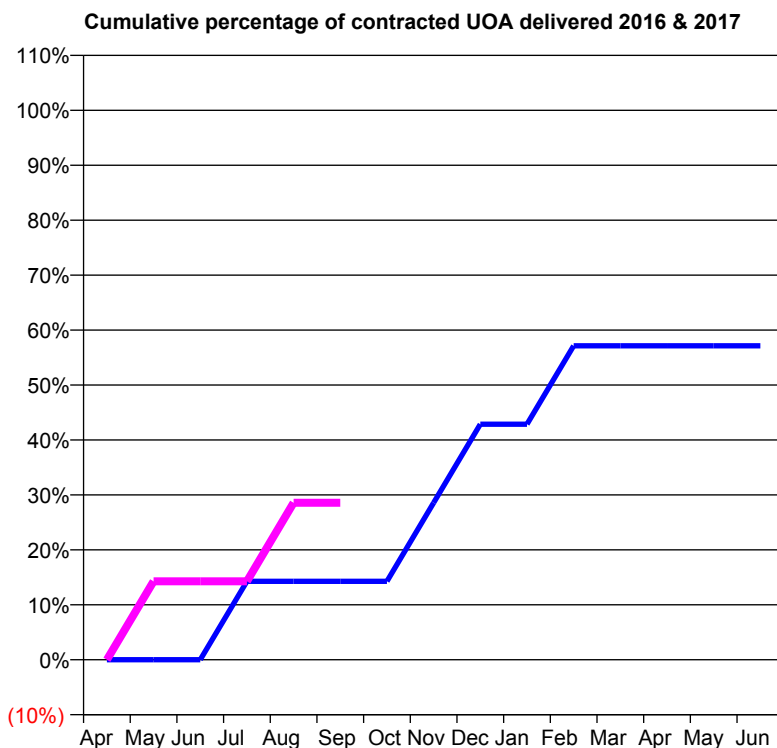
**Q50 - Vital Signs Orthodontic At a Glance Contract Report for 915009/0001 - September 2016**

Name or company name	MR NJ ALLDAY
Contract type name	GDS Contract
Purpose of contract	General and Orthodontic
Contract start date	01/04/2006
Contract end date	

16/17 Contracted general activity (UDA)	1,000
Carry forward general activity (UDA)	0
16/17 Contracted orthodontic activity (UOA)	147
Carry forward orthodontic activity (UOA)	0
Baseline contract value	£36,413.31

**ACCESS**

	Contract	England and Wales
24 month ratio of assessments to patient IDs	1.00	1.10

**ACTIVITY**


Month	Adjusted Scheduled Activity (UOA)	
	2016	2017
April	0	0
May	0	21
June	0	21
July	21	21
August	21	42
September	21	42
October	21	
November	42	
December	63	
January	63	
February	84	
March	84	
April	84	
May	84	
June	84	

**QUALITY**

	Contract Quantity	Contract Base Number	Contract *	Region	England
% of all assessments that were assess and fit appliances (rolling 12 month period)	5	5	100.0%	54.2%	54.1%
% of all assessments that were assess and refuse (rolling 12 month period)	0	5	0.0%	12.5%	12.4%
% of all assessments that were assess and review (rolling 12 month period)	0	5	0.0%	33.3%	33.5%
% of terminated courses where treatment was abandoned or discontinued (rolling 12 month period)	4	10	40.0%	7.4%	7.2%
% of completed treatments indicating that PAR score was taken (year to date)	1	1	100.0%	55.7%	58.9%
Rate of removable appliances per 100 fixed appliances - proposed treatment (rolling 12 month period)	2	10	20.00	5.51	5.66
Rate of removable appliances per 100 fixed appliances - completed treatment (rolling 12 month period)	1	12	8.33	4.71	4.88
% of courses of treatment with removable appliances only - proposed treatment (rolling 12 month period)	0	5	0.0%	1.8%	2.1%
% of courses of treatment with removable appliances only - completed treatment (rolling 12 month period)	0	6	0.0%	1.0%	1.5%
% of patients satisfied with the treatment they have received (rolling 12 month period)	1	1	100.0%	96.7%	95.7%

\* Figures in italics indicate that the base number is less than 100.

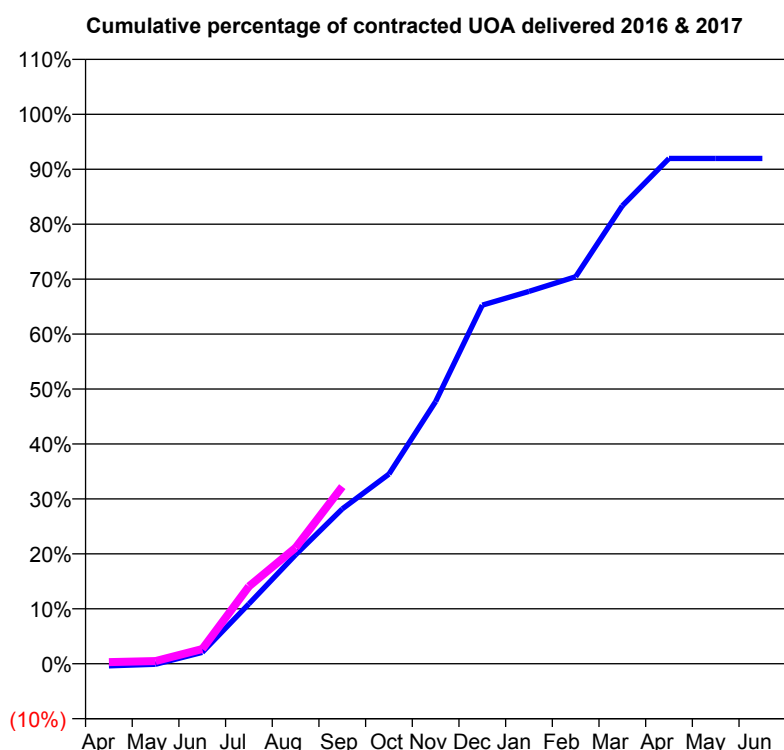
**Q51 - Vital Signs Orthodontic At a Glance Contract Report for 101338/0069 - September 2016**

Name or company name	Whitecross Dental Care Limited
Contract type name	GDS Contract
Purpose of contract	General and Orthodontic
Contract start date	01/11/2008
Contract end date	

16/17 Contracted general activity (UDA)	24,277
Carry forward general activity (UDA)	0
16/17 Contracted orthodontic activity (UOA)	1,008
Carry forward orthodontic activity (UOA)	0
Baseline contract value	£752,347.69

**ACCESS**

	Contract	England and Wales
24 month ratio of assessments to patient IDs	1.08	1.10

**ACTIVITY**


Month	Adjusted Scheduled Activity (UOA)	
	2016	2017
April	-4	3
May	-1	5
June	21	27
July	110	142
August	200	213
September	284	325
October	348	
November	481	
December	658	
January	683	
February	710	
March	840	
April	927	
May	927	
June	927	

**QUALITY**

	Contract Quantity	Contract Base Number	Contract *	Region	England
% of all assessments that were assess and fit appliances (rolling 12 month period)	43	108	39.8%	54.2%	54.1%
% of all assessments that were assess and refuse (rolling 12 month period)	16	108	14.8%	12.5%	12.4%
% of all assessments that were assess and review (rolling 12 month period)	49	108	45.4%	33.3%	33.5%
% of terminated courses where treatment was abandoned or discontinued (rolling 12 month period)	0	37	0.0%	7.4%	7.2%
% of completed treatments indicating that PAR score was taken (year to date)	3	5	60.0%	55.7%	58.9%
Rate of removable appliances per 100 fixed appliances - proposed treatment (rolling 12 month period)	4	64	6.25	5.51	5.66
Rate of removable appliances per 100 fixed appliances - completed treatment (rolling 12 month period)	2	71	2.82	4.71	4.88
% of courses of treatment with removable appliances only - proposed treatment (rolling 12 month period)	1	43	2.3%	1.8%	2.1%
% of courses of treatment with removable appliances only - completed treatment (rolling 12 month period)	0	37	0.0%	1.0%	1.5%
% of patients satisfied with the treatment they have received (rolling 12 month period)	1	1	100.0%	96.7%	95.7%

\* Figures in italics indicate that the base number is less than 100.

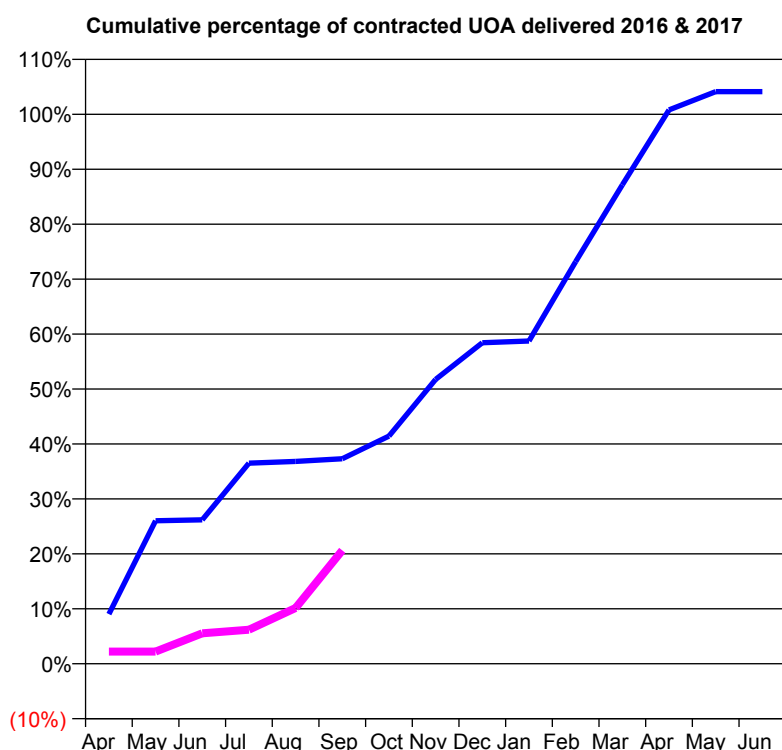
**Q51 - Vital Signs Orthodontic At a Glance Contract Report for 101370/0005 - September 2016**

Name or company name	Petrie Tucker & Partners Ltd
Contract type name	GDS Contract
Purpose of contract	General and Orthodontic
Contract start date	01/04/2006
Contract end date	

16/17 Contracted general activity (UDA)	24,146
Carry forward general activity (UDA)	0
16/17 Contracted orthodontic activity (UOA)	630
Carry forward orthodontic activity (UOA)	-13
Baseline contract value	£724,133.65

**ACCESS**

	Contract	England and Wales
24 month ratio of assessments to patient IDs	1.09	1.10

**ACTIVITY**


Month	Adjusted Scheduled Activity (UOA)	
	2016	2017
April	57	14
May	164	14
June	165	35
July	230	39
August	232	64
September	235	130
October	261	
November	326	
December	368	
January	370	
February	461	
March	549	
April	635	
May	656	
June	656	

**QUALITY**

	Contract Quantity	Contract Base Number	Contract *	Region	England
% of all assessments that were assess and fit appliances (rolling 12 month period)	25	61	41.0%	54.2%	54.1%
% of all assessments that were assess and refuse (rolling 12 month period)	15	61	24.6%	12.5%	12.4%
% of all assessments that were assess and review (rolling 12 month period)	21	61	34.4%	33.3%	33.5%
% of terminated courses where treatment was abandoned or discontinued (rolling 12 month period)	2	23	8.7%	7.4%	7.2%
% of completed treatments indicating that PAR score was taken (year to date)	15	17	88.2%	55.7%	58.9%
Rate of removable appliances per 100 fixed appliances - proposed treatment (rolling 12 month period)	1	35	2.86	5.51	5.66
Rate of removable appliances per 100 fixed appliances - completed treatment (rolling 12 month period)	0	36	0.00	4.71	4.88
% of courses of treatment with removable appliances only - proposed treatment (rolling 12 month period)	1	25	4.0%	1.8%	2.1%
% of courses of treatment with removable appliances only - completed treatment (rolling 12 month period)	0	21	0.0%	1.0%	1.5%
% of patients satisfied with the treatment they have received (rolling 12 month period)	0	0	N/A	96.7%	95.7%

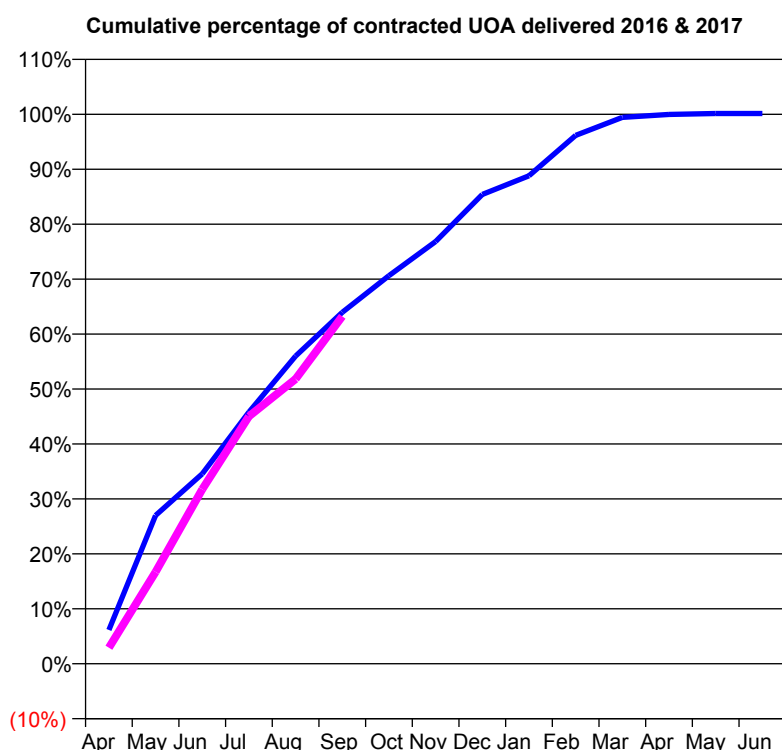
\* Figures in italics indicate that the base number is less than 100.



**Q51 - Vital Signs Orthodontic At a Glance Contract Report for 101699/0001 - September 2016**

Name or company name	Orthoscene Limited	16/17 Contracted general activity (UDA)	0
Contract type name	PDS Contract	Carry forward general activity (UDA)	0
Purpose of contract	Orthodontic	16/17 Contracted orthodontic activity (UOA)	11,617
Contract start date	01/04/2014	Carry forward orthodontic activity (UOA)	-17
Contract end date	31/03/2017	Baseline contract value	£712,620.26

ACCESS	Contract	England and Wales
24 month ratio of assessments to patient IDs	1.31	1.10

**ACTIVITY**


Month	Adjusted Scheduled Activity (UOA)	
	2016	2017
April	714	339
May	3,136	1,942
June	4,015	3,690
July	5,320	5,231
August	6,506	6,019
September	7,429	7,346
October	8,204	
November	8,926	
December	9,923	
January	10,316	
February	11,172	
March	11,550	
April	11,613	
May	11,634	
June	11,634	

QUALITY	Contract Quantity	Contract Base Number	Contract *	Region	England
% of all assessments that were assess and fit appliances (rolling 12 month period)	534	954	56.0%	54.2%	54.1%
% of all assessments that were assess and refuse (rolling 12 month period)	136	954	14.3%	12.5%	12.4%
% of all assessments that were assess and review (rolling 12 month period)	284	954	29.8%	33.3%	33.5%
% of terminated courses where treatment was abandoned or discontinued (rolling 12 month period)	38	538	7.1%	7.4%	7.2%
% of completed treatments indicating that PAR score was taken (year to date)	134	243	55.1%	55.7%	58.9%
Rate of removable appliances per 100 fixed appliances - proposed treatment (rolling 12 month period)	41	1,044	3.93	5.51	5.66
Rate of removable appliances per 100 fixed appliances - completed treatment (rolling 12 month period)	103	990	10.40	4.71	4.88
% of courses of treatment with removable appliances only - proposed treatment (rolling 12 month period)	7	534	1.3%	1.8%	2.1%
% of courses of treatment with removable appliances only - completed treatment (rolling 12 month period)	1	500	0.2%	1.0%	1.5%
% of patients satisfied with the treatment they have received (rolling 12 month period)	20	20	100.0%	96.7%	95.7%

\* Figures in italics indicate that the base number is less than 100.

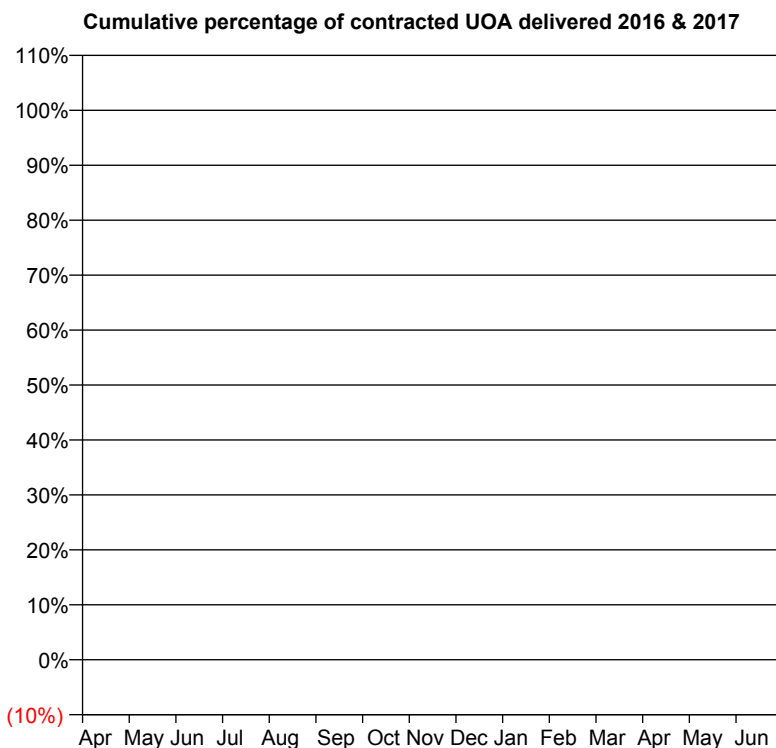
**Q51 - Vital Signs Orthodontic At a Glance Contract Report for 104221/0001 - September 2016**

Name or company name	Hoyland Family Dental Centre
Contract type name	GDS Contract
Purpose of contract	General
Contract start date	01/01/2009
Contract end date	

16/17 Contracted general activity (UDA)	24,001
Carry forward general activity (UDA)	0
16/17 Contracted orthodontic activity (UOA)	0
Carry forward orthodontic activity (UOA)	0
Baseline contract value	£665,418.42

**ACCESS**

	Contract	England and Wales
24 month ratio of assessments to patient IDs	1.00	1.10

**ACTIVITY**


Adjusted Scheduled Activity (UOA)		
Month	2016	2017
April	0	1
May	0	1
June	0	1
July	0	1
August	0	1
September	0	1
October	0	
November	0	
December	0	
January	0	
February	0	
March	0	
April	0	
May	0	
June	0	

**QUALITY**

	Contract Quantity	Contract Base Number	Contract *	Region	England
% of all assessments that were assess and fit appliances (rolling 12 month period)	0	1	0.0%	54.2%	54.1%
% of all assessments that were assess and refuse (rolling 12 month period)	0	1	0.0%	12.5%	12.4%
% of all assessments that were assess and review (rolling 12 month period)	1	1	100.0%	33.3%	33.5%
% of terminated courses where treatment was abandoned or discontinued (rolling 12 month period)	0	0	N/A	7.4%	7.2%
% of completed treatments indicating that PAR score was taken (year to date)	0	0	N/A	55.7%	58.9%
Rate of removable appliances per 100 fixed appliances - proposed treatment (rolling 12 month period)	0	0	N/A	5.51	5.66
Rate of removable appliances per 100 fixed appliances - completed treatment (rolling 12 month period)	0	0	N/A	4.71	4.88
% of courses of treatment with removable appliances only - proposed treatment (rolling 12 month period)	0	0	N/A	1.8%	2.1%
% of courses of treatment with removable appliances only - completed treatment (rolling 12 month period)	0	0	N/A	1.0%	1.5%
% of patients satisfied with the treatment they have received (rolling 12 month period)	0	0	N/A	96.7%	95.7%

\* Figures in italics indicate that the base number is less than 100.

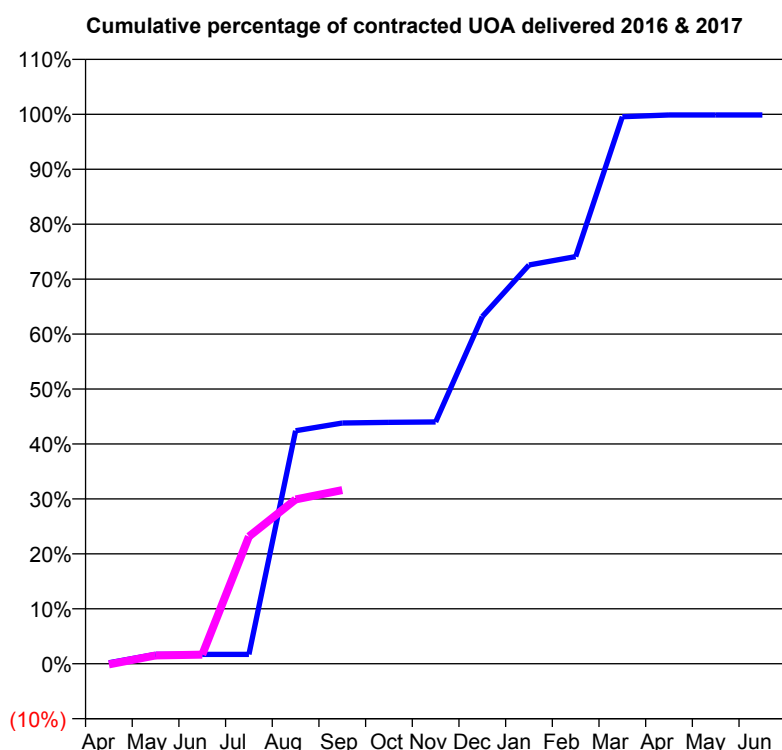
**Q51 - Vital Signs Orthodontic At a Glance Contract Report for 109983/0001 - September 2016**

Name or company name	Smile Create Ltd
Contract type name	GDS Contract
Purpose of contract	General and Orthodontic
Contract start date	01/04/2012
Contract end date	

16/17 Contracted general activity (UDA)	15,796
Carry forward general activity (UDA)	393
16/17 Contracted orthodontic activity (UOA)	1,575
Carry forward orthodontic activity (UOA)	2
Baseline contract value	£549,117.14

**ACCESS**

	Contract	England and Wales
24 month ratio of assessments to patient IDs	1.05	1.10

**ACTIVITY**


Month	Adjusted Scheduled Activity (UOA)	
	2016	2017
April	3	-2
May	27	24
June	27	26
July	27	365
August	668	471
September	690	498
October	692	
November	693	
December	995	
January	1,143	
February	1,167	
March	1,568	
April	1,573	
May	1,573	
June	1,573	

**QUALITY**

	Contract Quantity	Contract Base Number	Contract *	Region	England
% of all assessments that were assess and fit appliances (rolling 12 month period)	65	101	64.4%	54.2%	54.1%
% of all assessments that were assess and refuse (rolling 12 month period)	18	101	17.8%	12.5%	12.4%
% of all assessments that were assess and review (rolling 12 month period)	18	101	17.8%	33.3%	33.5%
% of terminated courses where treatment was abandoned or discontinued (rolling 12 month period)	8	90	8.9%	7.4%	7.2%
% of completed treatments indicating that PAR score was taken (year to date)	29	40	72.5%	55.7%	58.9%
Rate of removable appliances per 100 fixed appliances - proposed treatment (rolling 12 month period)	0	97	0.00	5.51	5.66
Rate of removable appliances per 100 fixed appliances - completed treatment (rolling 12 month period)	0	44	0.00	4.71	4.88
% of courses of treatment with removable appliances only - proposed treatment (rolling 12 month period)	0	65	0.0%	1.8%	2.1%
% of courses of treatment with removable appliances only - completed treatment (rolling 12 month period)	0	82	0.0%	1.0%	1.5%
% of patients satisfied with the treatment they have received (rolling 12 month period)	3	3	100.0%	96.7%	95.7%

\* Figures in italics indicate that the base number is less than 100.

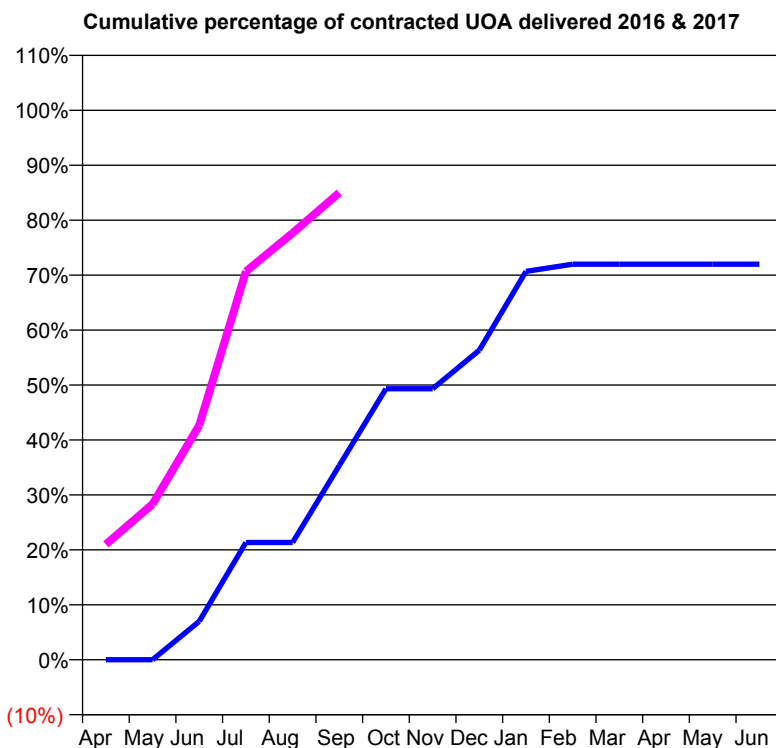
**Q51 - Vital Signs Orthodontic At a Glance Contract Report for 112348/0001 - September 2016**

Name or company name	Wright Dental Care Ltd
Contract type name	GDS Contract
Purpose of contract	General and Orthodontic
Contract start date	01/12/2011
Contract end date	

16/17 Contracted general activity (UDA)	50,922
Carry forward general activity (UDA)	1,554
16/17 Contracted orthodontic activity (UOA)	300
Carry forward orthodontic activity (UOA)	0
Baseline contract value	£1,339,363.55

**ACCESS**

	Contract	England and Wales
24 month ratio of assessments to patient IDs	1.11	1.10

**ACTIVITY**


Month	Adjusted Scheduled Activity (UOA)	
	2016	2017
April	0	63
May	0	85
June	21	128
July	64	212
August	64	233
September	106	255
October	148	
November	148	
December	169	
January	212	
February	216	
March	216	
April	216	
May	216	
June	216	

**QUALITY**

	Contract Quantity	Contract Base Number	Contract *	Region	England
% of all assessments that were assess and fit appliances (rolling 12 month period)	18	26	69.2%	54.2%	54.1%
% of all assessments that were assess and refuse (rolling 12 month period)	2	26	7.7%	12.5%	12.4%
% of all assessments that were assess and review (rolling 12 month period)	6	26	23.1%	33.3%	33.5%
% of terminated courses where treatment was abandoned or discontinued (rolling 12 month period)	1	16	6.3%	7.4%	7.2%
% of completed treatments indicating that PAR score was taken (year to date)	0	8	0.0%	55.7%	58.9%
Rate of removable appliances per 100 fixed appliances - proposed treatment (rolling 12 month period)	0	19	0.00	5.51	5.66
Rate of removable appliances per 100 fixed appliances - completed treatment (rolling 12 month period)	0	7	0.00	4.71	4.88
% of courses of treatment with removable appliances only - proposed treatment (rolling 12 month period)	0	18	0.0%	1.8%	2.1%
% of courses of treatment with removable appliances only - completed treatment (rolling 12 month period)	0	15	0.0%	1.0%	1.5%
% of patients satisfied with the treatment they have received (rolling 12 month period)	1	1	100.0%	96.7%	95.7%

\* Figures in italics indicate that the base number is less than 100.

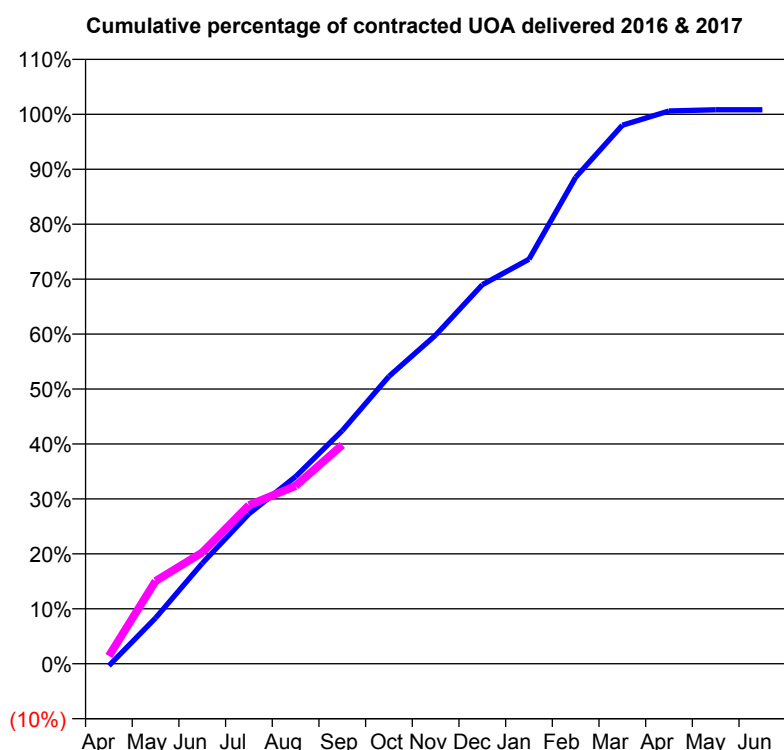
**Q51 - Vital Signs Orthodontic At a Glance Contract Report for 134279/0001 - September 2016**

Name or company name	Orthodontic Centre (UK) Limited
Contract type name	PDS Contract
Purpose of contract	Orthodontic
Contract start date	01/01/2012
Contract end date	31/03/2017

16/17 Contracted general activity (UDA)	0
Carry forward general activity (UDA)	0
16/17 Contracted orthodontic activity (UOA)	18,725
Carry forward orthodontic activity (UOA)	-153
Baseline contract value	£1,148,645.47

**ACCESS**

	Contract	England and Wales
24 month ratio of assessments to patient IDs	1.18	1.10

**ACTIVITY**


Month	Adjusted Scheduled Activity (UOA)	
	2016	2017
April	-69	264
May	1,563	2,819
June	3,422	3,793
July	5,111	5,403
August	6,376	6,058
September	7,944	7,461
October	9,793	
November	11,198	
December	12,918	
January	13,784	
February	16,577	
March	18,349	
April	18,835	
May	18,877	
June	18,878	

**QUALITY**

	Contract Quantity	Contract Base Number	Contract *	Region	England
% of all assessments that were assess and fit appliances (rolling 12 month period)	802	2,240	35.8%	54.2%	54.1%
% of all assessments that were assess and refuse (rolling 12 month period)	291	2,240	13.0%	12.5%	12.4%
% of all assessments that were assess and review (rolling 12 month period)	1,147	2,240	51.2%	33.3%	33.5%
% of terminated courses where treatment was abandoned or discontinued (rolling 12 month period)	43	842	5.1%	7.4%	7.2%
% of completed treatments indicating that PAR score was taken (year to date)	85	393	21.6%	55.7%	58.9%
Rate of removable appliances per 100 fixed appliances - proposed treatment (rolling 12 month period)	7	1,594	0.44	5.51	5.66
Rate of removable appliances per 100 fixed appliances - completed treatment (rolling 12 month period)	8	1,569	0.51	4.71	4.88
% of courses of treatment with removable appliances only - proposed treatment (rolling 12 month period)	0	802	0.0%	1.8%	2.1%
% of courses of treatment with removable appliances only - completed treatment (rolling 12 month period)	7	799	0.9%	1.0%	1.5%
% of patients satisfied with the treatment they have received (rolling 12 month period)	32	33	97.0%	96.7%	95.7%

\* Figures in italics indicate that the base number is less than 100.

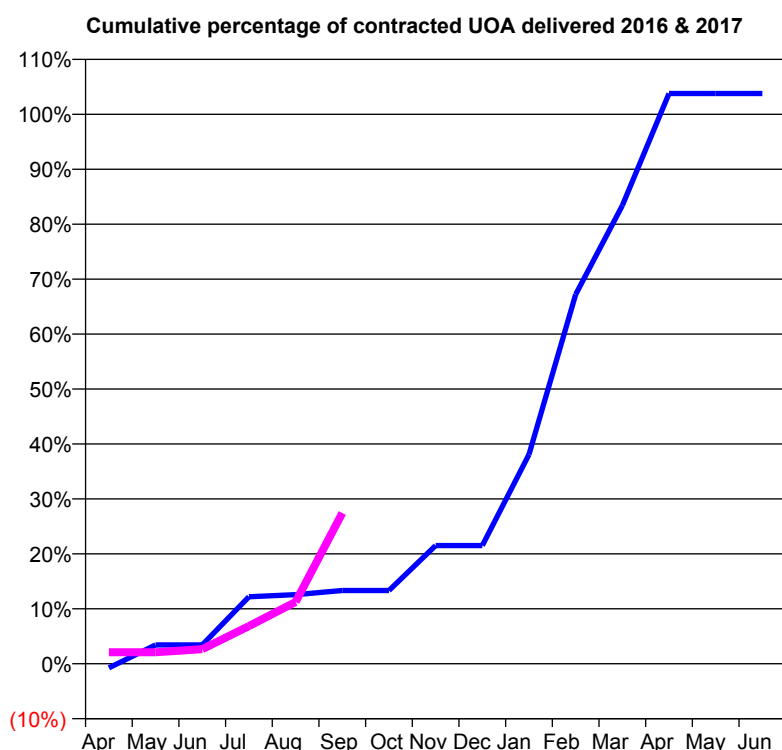
**Q51 - Vital Signs Orthodontic At a Glance Contract Report for 142255/0001 - September 2016**

Name or company name	Hislop and Wolverson
Contract type name	GDS Contract
Purpose of contract	General and Orthodontic
Contract start date	01/12/2010
Contract end date	

16/17 Contracted general activity (UDA)	21,997
Carry forward general activity (UDA)	-222
16/17 Contracted orthodontic activity (UOA)	525
Carry forward orthodontic activity (UOA)	-11
Baseline contract value	£656,630.13

**ACCESS**

	Contract	England and Wales
24 month ratio of assessments to patient IDs	1.14	1.10

**ACTIVITY**


Month	Adjusted Scheduled Activity (UOA)	
	2016	2017
April	-4	11
May	18	11
June	18	14
July	64	36
August	66	59
September	70	144
October	70	
November	113	
December	113	
January	200	
February	353	
March	438	
April	545	
May	545	
June	545	

**QUALITY**

	Contract Quantity	Contract Base Number	Contract *	Region	England
% of all assessments that were assess and fit appliances (rolling 12 month period)	28	47	59.6%	54.2%	54.1%
% of all assessments that were assess and refuse (rolling 12 month period)	6	47	12.8%	12.5%	12.4%
% of all assessments that were assess and review (rolling 12 month period)	13	47	27.7%	33.3%	33.5%
% of terminated courses where treatment was abandoned or discontinued (rolling 12 month period)	2	29	6.9%	7.4%	7.2%
% of completed treatments indicating that PAR score was taken (year to date)	10	10	100.0%	55.7%	58.9%
Rate of removable appliances per 100 fixed appliances - proposed treatment (rolling 12 month period)	0	44	0.00	5.51	5.66
Rate of removable appliances per 100 fixed appliances - completed treatment (rolling 12 month period)	2	49	4.08	4.71	4.88
% of courses of treatment with removable appliances only - proposed treatment (rolling 12 month period)	0	28	0.0%	1.8%	2.1%
% of courses of treatment with removable appliances only - completed treatment (rolling 12 month period)	1	27	3.7%	1.0%	1.5%
% of patients satisfied with the treatment they have received (rolling 12 month period)	1	1	100.0%	96.7%	95.7%

\* Figures in italics indicate that the base number is less than 100.

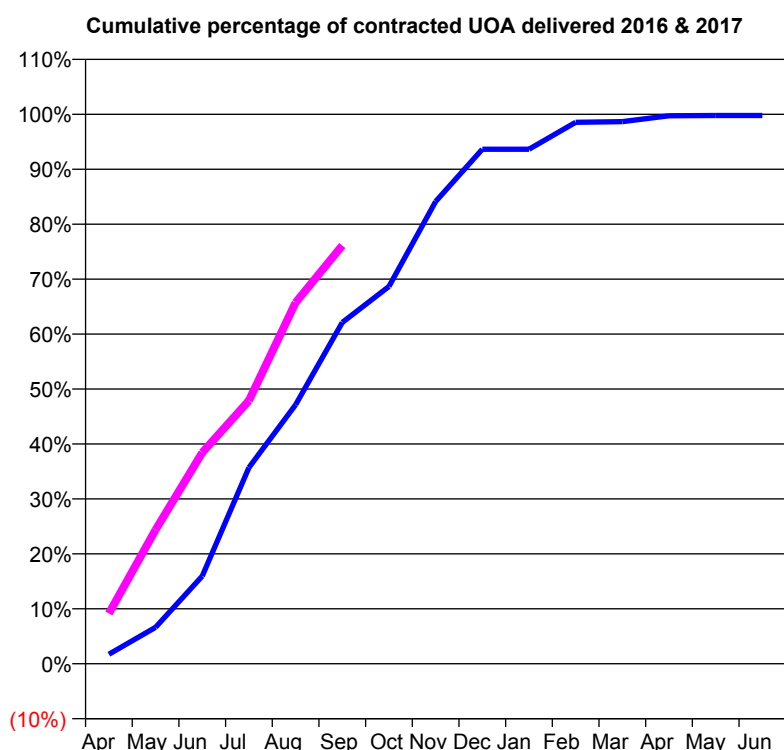
**Q51 - Vital Signs Orthodontic At a Glance Contract Report for 144959/0001 - September 2016**

Name or company name	Kaye and Rafferty Ltd
Contract type name	GDS Contract
Purpose of contract	General and Orthodontic
Contract start date	01/07/2014
Contract end date	

16/17 Contracted general activity (UDA)	21,500
Carry forward general activity (UDA)	766
16/17 Contracted orthodontic activity (UOA)	2,249
Carry forward orthodontic activity (UOA)	5
Baseline contract value	£706,263.86

**ACCESS**

	Contract	England and Wales
24 month ratio of assessments to patient IDs	1.06	1.10

**ACTIVITY**


Month	Adjusted Scheduled Activity (UOA)	
	2016	2017
April	39	206
May	149	548
June	359	864
July	803	1,077
August	1,060	1,478
September	1,397	1,712
October	1,544	
November	1,892	
December	2,106	
January	2,106	
February	2,216	
March	2,219	
April	2,243	
May	2,244	
June	2,244	

**QUALITY**

	Contract Quantity	Contract Base Number	Contract *	Region	England
% of all assessments that were assess and fit appliances (rolling 12 month period)	121	162	74.7%	54.2%	54.1%
% of all assessments that were assess and refuse (rolling 12 month period)	5	162	3.1%	12.5%	12.4%
% of all assessments that were assess and review (rolling 12 month period)	36	162	22.2%	33.3%	33.5%
% of terminated courses where treatment was abandoned or discontinued (rolling 12 month period)	2	10	20.0%	7.4%	7.2%
% of completed treatments indicating that PAR score was taken (year to date)	5	6	83.3%	55.7%	58.9%
Rate of removable appliances per 100 fixed appliances - proposed treatment (rolling 12 month period)	6	228	2.63	5.51	5.66
Rate of removable appliances per 100 fixed appliances - completed treatment (rolling 12 month period)	0	15	0.00	4.71	4.88
% of courses of treatment with removable appliances only - proposed treatment (rolling 12 month period)	1	121	0.8%	1.8%	2.1%
% of courses of treatment with removable appliances only - completed treatment (rolling 12 month period)	0	8	0.0%	1.0%	1.5%
% of patients satisfied with the treatment they have received (rolling 12 month period)	2	2	100.0%	96.7%	95.7%

\* Figures in italics indicate that the base number is less than 100.

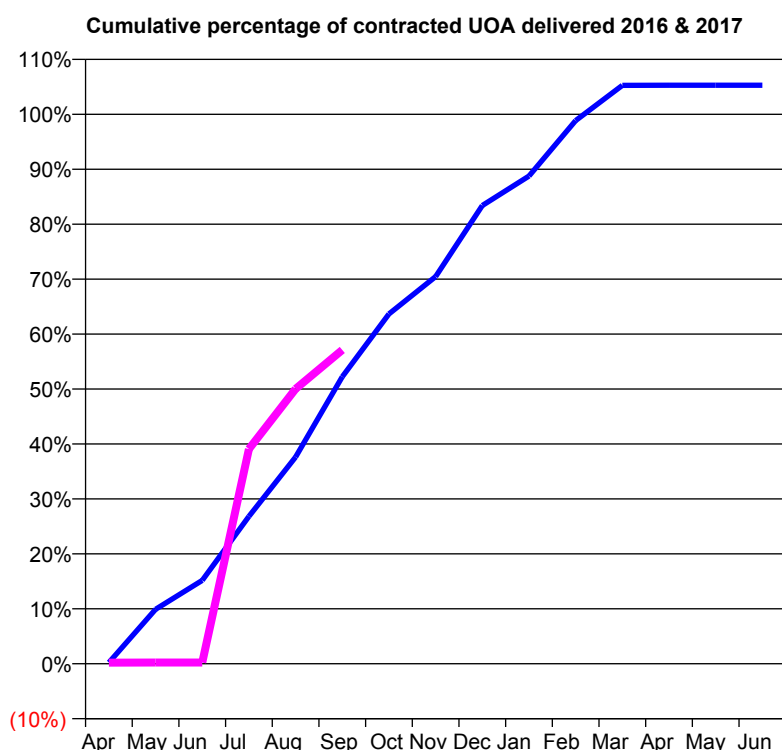
**Q51 - Vital Signs Orthodontic At a Glance Contract Report for 145033/0001 - September 2016**

Name or company name	Orthodontic Centre (uk)Ltd
Contract type name	PDS Contract
Purpose of contract	Orthodontic
Contract start date	01/09/2012
Contract end date	31/03/2017

16/17 Contracted general activity (UDA)	0
Carry forward general activity (UDA)	0
16/17 Contracted orthodontic activity (UOA)	4,968
Carry forward orthodontic activity (UOA)	0
Baseline contract value	£303,248.22

**ACCESS**

	Contract	England and Wales
24 month ratio of assessments to patient IDs	1.20	1.10

**ACTIVITY**


Month	Adjusted Scheduled Activity (UOA)	
	2016	2017
April	11	10
May	492	11
June	754	12
July	1,333	1,941
August	1,869	2,485
September	2,595	2,837
October	3,163	
November	3,501	
December	4,143	
January	4,410	
February	4,911	
March	5,229	
April	5,230	
May	5,230	
June	5,230	

**QUALITY**

	Contract Quantity	Contract Base Number	Contract *	Region	England
% of all assessments that were assess and fit appliances (rolling 12 month period)	244	645	37.8%	54.2%	54.1%
% of all assessments that were assess and refuse (rolling 12 month period)	58	645	9.0%	12.5%	12.4%
% of all assessments that were assess and review (rolling 12 month period)	343	645	53.2%	33.3%	33.5%
% of terminated courses where treatment was abandoned or discontinued (rolling 12 month period)	3	213	1.4%	7.4%	7.2%
% of completed treatments indicating that PAR score was taken (year to date)	17	92	18.5%	55.7%	58.9%
Rate of removable appliances per 100 fixed appliances - proposed treatment (rolling 12 month period)	5	484	1.03	5.51	5.66
Rate of removable appliances per 100 fixed appliances - completed treatment (rolling 12 month period)	3	413	0.73	4.71	4.88
% of courses of treatment with removable appliances only - proposed treatment (rolling 12 month period)	1	244	0.4%	1.8%	2.1%
% of courses of treatment with removable appliances only - completed treatment (rolling 12 month period)	2	210	1.0%	1.0%	1.5%
% of patients satisfied with the treatment they have received (rolling 12 month period)	4	4	100.0%	96.7%	95.7%

\* Figures in italics indicate that the base number is less than 100.



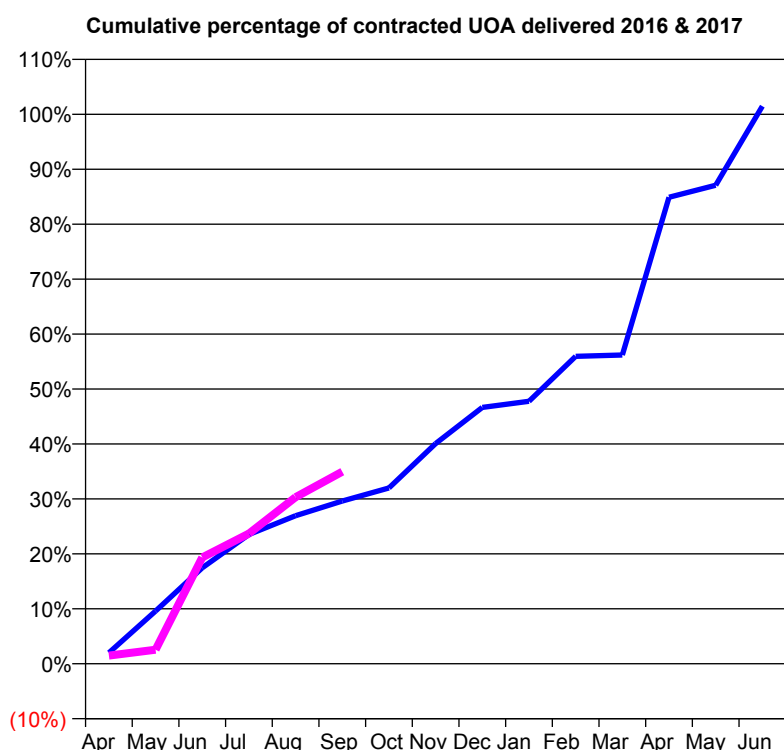
**Q51 - Vital Signs Orthodontic At a Glance Contract Report for 151653/0002 - September 2016**

Name or company name	The Forum Practice Ltd
Contract type name	PDS Contract
Purpose of contract	Orthodontic
Contract start date	01/10/2011
Contract end date	30/09/2021

16/17 Contracted general activity (UDA)	0
Carry forward general activity (UDA)	0
16/17 Contracted orthodontic activity (UOA)	1,959
Carry forward orthodontic activity (UOA)	-29
Baseline contract value	£120,170.71

**ACCESS**

	Contract	England and Wales
24 month ratio of assessments to patient IDs	1.10	1.10

**ACTIVITY**


Month	Adjusted Scheduled Activity (UOA)	
	2016	2017
April	39	29
May	188	50
June	342	379
July	461	464
August	528	594
September	580	685
October	627	
November	785	
December	914	
January	936	
February	1,096	
March	1,101	
April	1,663	
May	1,706	
June	1,988	

**QUALITY**

	Contract Quantity	Contract Base Number	Contract *	Region	England
% of all assessments that were assess and fit appliances (rolling 12 month period)	104	193	53.9%	54.2%	54.1%
% of all assessments that were assess and refuse (rolling 12 month period)	13	193	6.7%	12.5%	12.4%
% of all assessments that were assess and review (rolling 12 month period)	76	193	39.4%	33.3%	33.5%
% of terminated courses where treatment was abandoned or discontinued (rolling 12 month period)	0	67	0.0%	7.4%	7.2%
% of completed treatments indicating that PAR score was taken (year to date)	17	34	50.0%	55.7%	58.9%
Rate of removable appliances per 100 fixed appliances - proposed treatment (rolling 12 month period)	21	193	10.88	5.51	5.66
Rate of removable appliances per 100 fixed appliances - completed treatment (rolling 12 month period)	1	3	33.33	4.71	4.88
% of courses of treatment with removable appliances only - proposed treatment (rolling 12 month period)	6	104	5.8%	1.8%	2.1%
% of courses of treatment with removable appliances only - completed treatment (rolling 12 month period)	0	67	0.0%	1.0%	1.5%
% of patients satisfied with the treatment they have received (rolling 12 month period)	3	3	100.0%	96.7%	95.7%

\* Figures in italics indicate that the base number is less than 100.

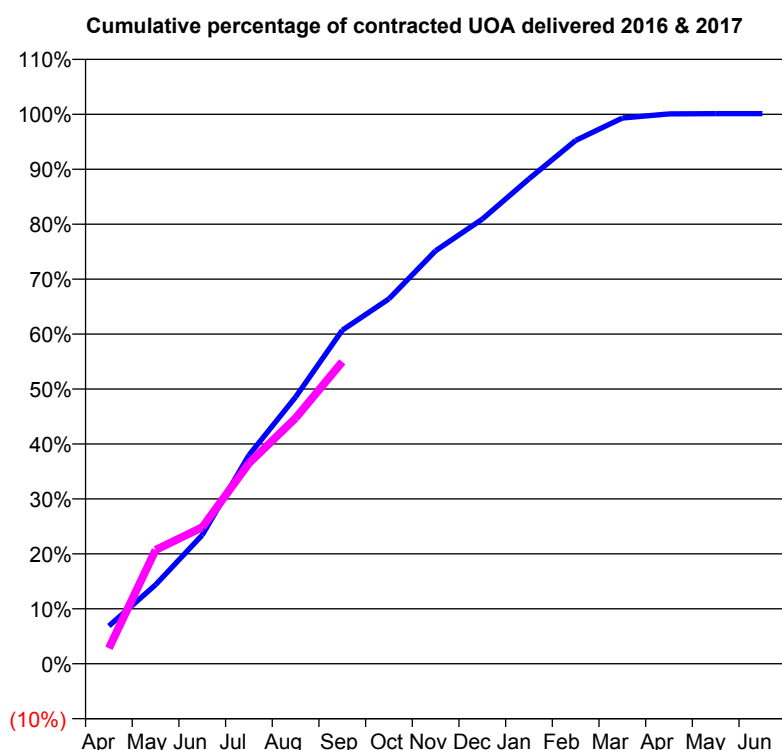
**Q51 - Vital Signs Orthodontic At a Glance Contract Report for 156531/0001 - September 2016**

Name or company name	Orthocentres Ltd
Contract type name	PDS Contract
Purpose of contract	Orthodontic
Contract start date	01/01/2008
Contract end date	

16/17 Contracted general activity (UDA)	0
Carry forward general activity (UDA)	0
16/17 Contracted orthodontic activity (UOA)	32,345
Carry forward orthodontic activity (UOA)	0
Baseline contract value	£1,984,135.51

**ACCESS**

	Contract	England and Wales
24 month ratio of assessments to patient IDs	1.04	1.10

**ACTIVITY**


Month	Adjusted Scheduled Activity (UOA)	
	2016	2017
April	2,228	913
May	4,653	6,698
June	7,577	8,033
July	12,277	11,798
August	15,706	14,461
September	19,634	17,778
October	21,478	
November	24,312	
December	26,171	
January	28,547	
February	30,804	
March	32,126	
April	32,363	
May	32,384	
June	32,384	

**QUALITY**

	Contract Quantity	Contract Base Number	Contract *	Region	England
% of all assessments that were assess and fit appliances (rolling 12 month period)	1,412	2,387	59.2%	54.2%	54.1%
% of all assessments that were assess and refuse (rolling 12 month period)	492	2,387	20.6%	12.5%	12.4%
% of all assessments that were assess and review (rolling 12 month period)	483	2,387	20.2%	33.3%	33.5%
% of terminated courses where treatment was abandoned or discontinued (rolling 12 month period)	48	1,636	2.9%	7.4%	7.2%
% of completed treatments indicating that PAR score was taken (year to date)	72	844	8.5%	55.7%	58.9%
Rate of removable appliances per 100 fixed appliances - proposed treatment (rolling 12 month period)	11	2,788	0.39	5.51	5.66
Rate of removable appliances per 100 fixed appliances - completed treatment (rolling 12 month period)	10	3,135	0.32	4.71	4.88
% of courses of treatment with removable appliances only - proposed treatment (rolling 12 month period)	4	1,412	0.3%	1.8%	2.1%
% of courses of treatment with removable appliances only - completed treatment (rolling 12 month period)	8	1,588	0.5%	1.0%	1.5%
% of patients satisfied with the treatment they have received (rolling 12 month period)	27	28	96.4%	96.7%	95.7%

\* Figures in italics indicate that the base number is less than 100.

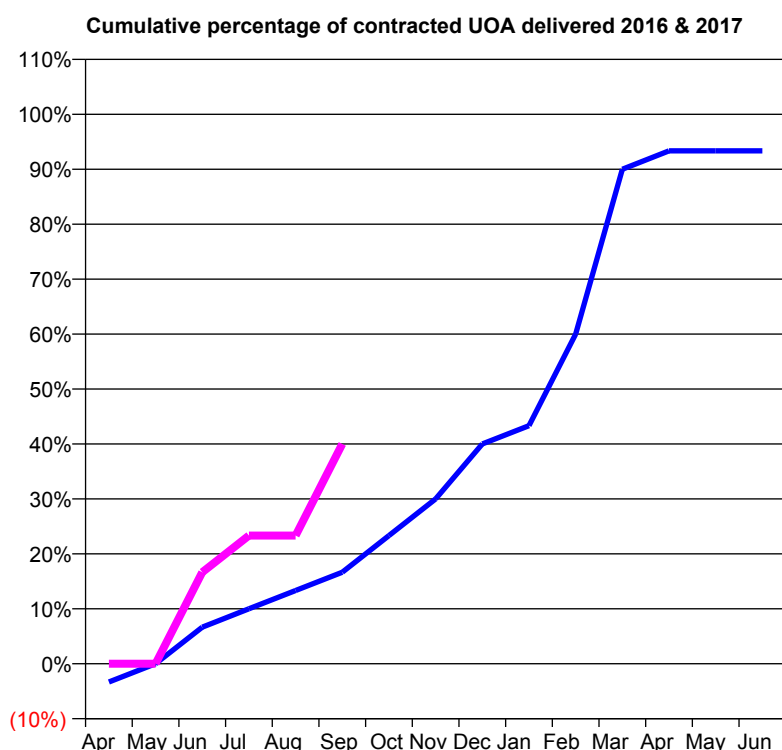
**Q51 - Vital Signs Orthodontic At a Glance Contract Report for 157708/0001 - September 2016**

Name or company name	Doncaster Dental Centre
Contract type name	GDS Contract
Purpose of contract	General and Orthodontic
Contract start date	01/09/2010
Contract end date	

16/17 Contracted general activity (UDA)	32,715
Carry forward general activity (UDA)	1,004
16/17 Contracted orthodontic activity (UOA)	630
Carry forward orthodontic activity (UOA)	0
Baseline contract value	£966,617.06

**ACCESS**

	Contract	England and Wales
24 month ratio of assessments to patient IDs	1.08	1.10

**ACTIVITY**


Month	Adjusted Scheduled Activity (UOA)	
	2016	2017
April	-21	0
May	0	0
June	42	105
July	63	147
August	84	147
September	105	252
October	147	
November	189	
December	252	
January	273	
February	378	
March	567	
April	588	
May	588	
June	588	

**QUALITY**

	Contract Quantity	Contract Base Number	Contract *	Region	England
% of all assessments that were assess and fit appliances (rolling 12 month period)	41	41	100.0%	54.2%	54.1%
% of all assessments that were assess and refuse (rolling 12 month period)	0	41	0.0%	12.5%	12.4%
% of all assessments that were assess and review (rolling 12 month period)	0	41	0.0%	33.3%	33.5%
% of terminated courses where treatment was abandoned or discontinued (rolling 12 month period)	0	30	0.0%	7.4%	7.2%
% of completed treatments indicating that PAR score was taken (year to date)	0	15	0.0%	55.7%	58.9%
Rate of removable appliances per 100 fixed appliances - proposed treatment (rolling 12 month period)	1	82	1.22	5.51	5.66
Rate of removable appliances per 100 fixed appliances - completed treatment (rolling 12 month period)	3	60	5.00	4.71	4.88
% of courses of treatment with removable appliances only - proposed treatment (rolling 12 month period)	0	41	0.0%	1.8%	2.1%
% of courses of treatment with removable appliances only - completed treatment (rolling 12 month period)	0	30	0.0%	1.0%	1.5%
% of patients satisfied with the treatment they have received (rolling 12 month period)	1	1	100.0%	96.7%	95.7%

\* Figures in italics indicate that the base number is less than 100.

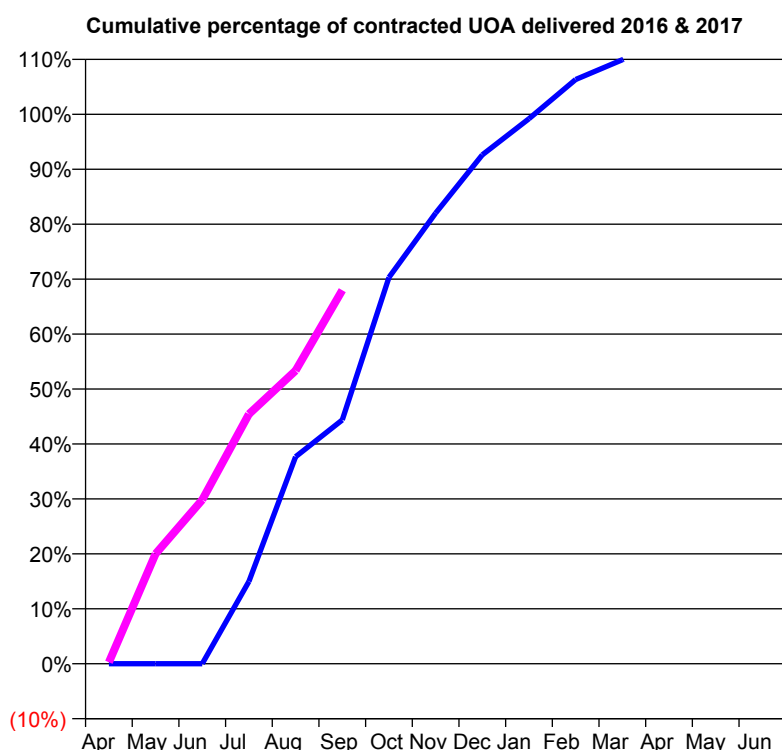
**Q51 - Vital Signs Orthodontic At a Glance Contract Report for 183652/0001 - September 2016**

Name or company name	Haricovert Limited
Contract type name	PDS Contract
Purpose of contract	Orthodontic
Contract start date	01/05/2015
Contract end date	31/03/2017

16/17 Contracted general activity (UDA)	0
Carry forward general activity (UDA)	0
16/17 Contracted orthodontic activity (UOA)	11,987
Carry forward orthodontic activity (UOA)	0
Baseline contract value	£782,673.35

**ACCESS**

	Contract	England and Wales
24 month ratio of assessments to patient IDs	1.01	1.10

**ACTIVITY**


Month	Adjusted Scheduled Activity (UOA)	
	2016	2017
April	0	34
May	0	2,398
June	0	3,576
July	1,646	5,448
August	4,139	6,395
September	4,875	8,150
October	7,727	
November	9,011	
December	10,176	
January	10,900	
February	11,682	
March	12,078	
April	12,515	
May	12,561	
June	12,561	

**QUALITY**

	Contract Quantity	Contract Base Number	Contract *	Region	England
% of all assessments that were assess and fit appliances (rolling 12 month period)	751	1,271	59.1%	54.2%	54.1%
% of all assessments that were assess and refuse (rolling 12 month period)	278	1,271	21.9%	12.5%	12.4%
% of all assessments that were assess and review (rolling 12 month period)	242	1,271	19.0%	33.3%	33.5%
% of terminated courses where treatment was abandoned or discontinued (rolling 12 month period)	40	861	4.6%	7.4%	7.2%
% of completed treatments indicating that PAR score was taken (year to date)	28	482	5.8%	55.7%	58.9%
Rate of removable appliances per 100 fixed appliances - proposed treatment (rolling 12 month period)	217	1,329	16.33	5.51	5.66
Rate of removable appliances per 100 fixed appliances - completed treatment (rolling 12 month period)	15	98	15.31	4.71	4.88
% of courses of treatment with removable appliances only - proposed treatment (rolling 12 month period)	48	751	6.4%	1.8%	2.1%
% of courses of treatment with removable appliances only - completed treatment (rolling 12 month period)	4	821	0.5%	1.0%	1.5%
% of patients satisfied with the treatment they have received (rolling 12 month period)	19	20	95.0%	96.7%	95.7%

\* Figures in italics indicate that the base number is less than 100.

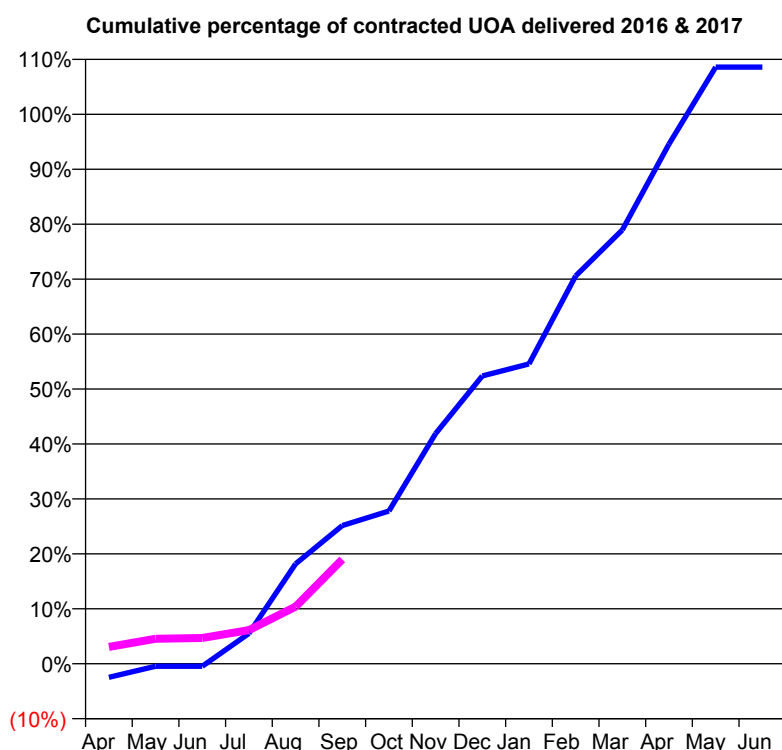
**Q51 - Vital Signs Orthodontic At a Glance Contract Report for 230901/0001 - September 2016**

Name or company name	MR BJ JULIUS
Contract type name	GDS Contract
Purpose of contract	General and Orthodontic
Contract start date	01/04/2006
Contract end date	

16/17 Contracted general activity (UDA)	19,164
Carry forward general activity (UDA)	127
16/17 Contracted orthodontic activity (UOA)	1,470
Carry forward orthodontic activity (UOA)	-21
Baseline contract value	£610,383.96

**ACCESS**

	Contract	England and Wales
24 month ratio of assessments to patient IDs	1.21	1.10

**ACTIVITY**


Month	Adjusted Scheduled Activity (UOA)	
	2016	2017
April	-26	45
May	-5	67
June	-5	69
July	58	90
August	191	153
September	264	279
October	292	
November	440	
December	550	
January	573	
February	741	
March	829	
April	993	
May	1,140	
June	1,140	

**QUALITY**

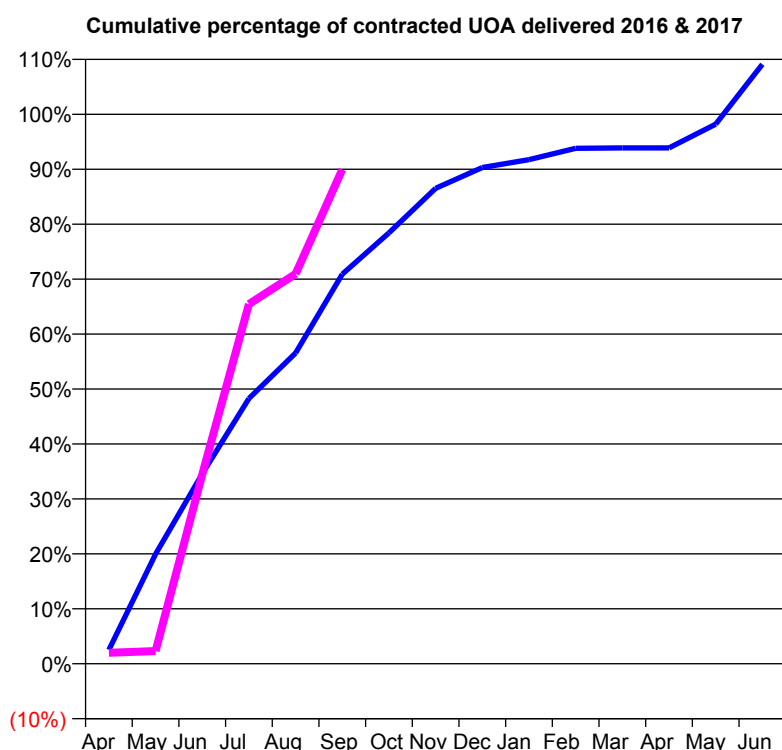
	Contract Quantity	Contract Base Number	Contract *	Region	England
% of all assessments that were assess and fit appliances (rolling 12 month period)	61	110	55.5%	54.2%	54.1%
% of all assessments that were assess and refuse (rolling 12 month period)	12	110	10.9%	12.5%	12.4%
% of all assessments that were assess and review (rolling 12 month period)	37	110	33.6%	33.3%	33.5%
% of terminated courses where treatment was abandoned or discontinued (rolling 12 month period)	3	37	8.1%	7.4%	7.2%
% of completed treatments indicating that PAR score was taken (year to date)	2	11	18.2%	55.7%	58.9%
Rate of removable appliances per 100 fixed appliances - proposed treatment (rolling 12 month period)	1	38	2.63	5.51	5.66
Rate of removable appliances per 100 fixed appliances - completed treatment (rolling 12 month period)	0	4	0.00	4.71	4.88
% of courses of treatment with removable appliances only - proposed treatment (rolling 12 month period)	0	61	0.0%	1.8%	2.1%
% of courses of treatment with removable appliances only - completed treatment (rolling 12 month period)	0	34	0.0%	1.0%	1.5%
% of patients satisfied with the treatment they have received (rolling 12 month period)	1	1	100.0%	96.7%	95.7%

\* Figures in italics indicate that the base number is less than 100.

**Q51 - Vital Signs Orthodontic At a Glance Contract Report for 649503/0001 - September 2016**

Name or company name	MR MG HEANUE	16/17 Contracted general activity (UDA)	0
Contract type name	PDS Contract	Carry forward general activity (UDA)	0
Purpose of contract	Orthodontic	16/17 Contracted orthodontic activity (UOA)	6,362
Contract start date	01/04/2006	Carry forward orthodontic activity (UOA)	-127
Contract end date	31/03/2017	Baseline contract value	£390,263.41

ACCESS	Contract	England and Wales
24 month ratio of assessments to patient IDs	1.30	1.10

**ACTIVITY**


Month	Adjusted Scheduled Activity (UOA)	
	2016	2017
April	162	127
May	1,270	148
June	2,200	2,192
July	3,072	4,164
August	3,598	4,513
September	4,510	5,723
October	4,989	
November	5,504	
December	5,745	
January	5,837	
February	5,968	
March	5,973	
April	5,973	
May	6,248	
June	6,940	

QUALITY	Contract Quantity	Contract Base Number	Contract *	Region	England
% of all assessments that were assess and fit appliances (rolling 12 month period)	362	946	38.3%	54.2%	54.1%
% of all assessments that were assess and refuse (rolling 12 month period)	118	946	12.5%	12.5%	12.4%
% of all assessments that were assess and review (rolling 12 month period)	466	946	49.3%	33.3%	33.5%
% of terminated courses where treatment was abandoned or discontinued (rolling 12 month period)	9	300	3.0%	7.4%	7.2%
% of completed treatments indicating that PAR score was taken (year to date)	111	177	62.7%	55.7%	58.9%
Rate of removable appliances per 100 fixed appliances - proposed treatment (rolling 12 month period)	27	706	3.82	5.51	5.66
Rate of removable appliances per 100 fixed appliances - completed treatment (rolling 12 month period)	24	334	7.19	4.71	4.88
% of courses of treatment with removable appliances only - proposed treatment (rolling 12 month period)	6	362	1.7%	1.8%	2.1%
% of courses of treatment with removable appliances only - completed treatment (rolling 12 month period)	2	291	0.7%	1.0%	1.5%
% of patients satisfied with the treatment they have received (rolling 12 month period)	32	33	97.0%	96.7%	95.7%

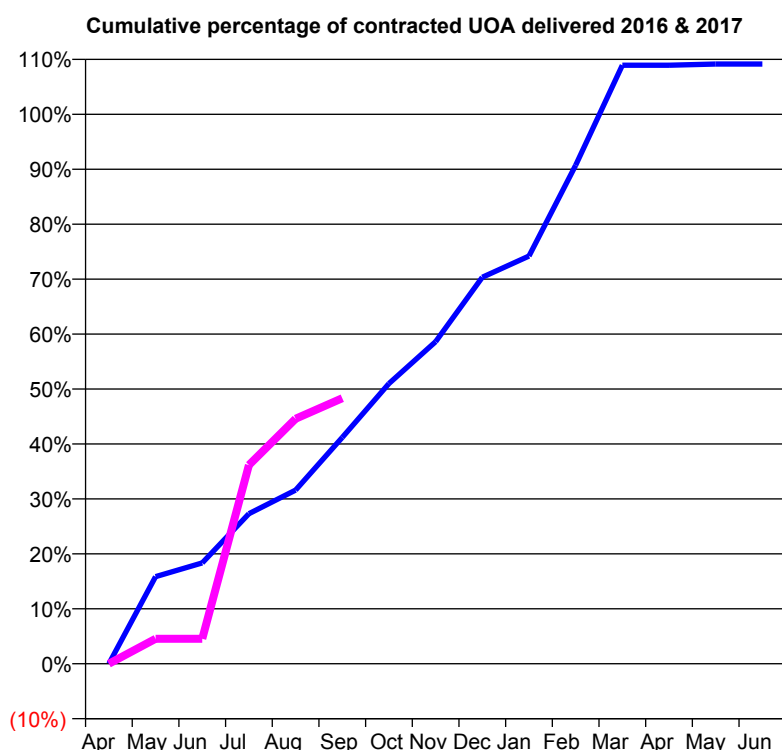
\* Figures in italics indicate that the base number is less than 100.

**Q51 - Vital Signs Orthodontic At a Glance Contract Report for 677582/0001 - September 2016**

Name or company name	MR NC PATEL	16/17 Contracted general activity (UDA)	0
Contract type name	PDS Contract	Carry forward general activity (UDA)	0
Purpose of contract	Orthodontic	16/17 Contracted orthodontic activity (UOA)	3,384
Contract start date	04/01/2010	Carry forward orthodontic activity (UOA)	0
Contract end date	31/03/2018	Baseline contract value	£206,573.34

**ACCESS**

	Contract	England and Wales
24 month ratio of assessments to patient IDs	1.01	1.10

**ACTIVITY**


Month	Adjusted Scheduled Activity (UOA)	
	2016	2017
April	0	0
May	537	154
June	621	154
July	924	1,224
August	1,070	1,509
September	1,394	1,635
October	1,726	
November	1,984	
December	2,380	
January	2,511	
February	3,070	
March	3,686	
April	3,686	
May	3,693	
June	3,693	

**QUALITY**

	Contract Quantity	Contract Base Number	Contract *	Region	England
% of all assessments that were assess and fit appliances (rolling 12 month period)	181	308	58.8%	54.2%	54.1%
% of all assessments that were assess and refuse (rolling 12 month period)	39	308	12.7%	12.5%	12.4%
% of all assessments that were assess and review (rolling 12 month period)	88	308	28.6%	33.3%	33.5%
% of terminated courses where treatment was abandoned or discontinued (rolling 12 month period)	1	127	0.8%	7.4%	7.2%
% of completed treatments indicating that PAR score was taken (year to date)	0	57	0.0%	55.7%	58.9%
Rate of removable appliances per 100 fixed appliances - proposed treatment (rolling 12 month period)	1	344	0.29	5.51	5.66
Rate of removable appliances per 100 fixed appliances - completed treatment (rolling 12 month period)	2	234	0.85	4.71	4.88
% of courses of treatment with removable appliances only - proposed treatment (rolling 12 month period)	0	181	0.0%	1.8%	2.1%
% of courses of treatment with removable appliances only - completed treatment (rolling 12 month period)	0	126	0.0%	1.0%	1.5%
% of patients satisfied with the treatment they have received (rolling 12 month period)	4	4	100.0%	96.7%	95.7%

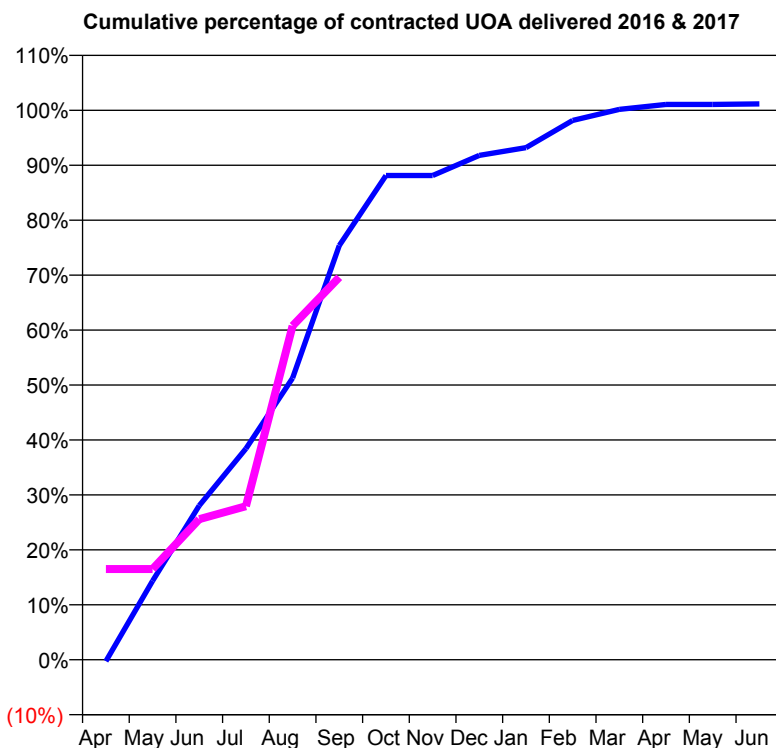
\* Figures in italics indicate that the base number is less than 100.

**Q51 - Vital Signs Orthodontic At a Glance Contract Report for 762091/0001 - September 2016**

Name or company name	MS UB DOHERTY	16/17 Contracted general activity (UDA)	0
Contract type name	PDS Contract	Carry forward general activity (UDA)	0
Purpose of contract	Orthodontic	16/17 Contracted orthodontic activity (UOA)	1,853
Contract start date	01/04/2006	Carry forward orthodontic activity (UOA)	-22
Contract end date	31/03/2017	Baseline contract value	£113,668.36

**ACCESS**

	Contract	England and Wales
24 month ratio of assessments to patient IDs	1.06	1.10

**ACTIVITY**


Month	Adjusted Scheduled Activity (UOA)	
	2016	2017
April	-5	306
May	266	306
June	520	474
July	712	518
August	950	1,126
September	1,397	1,290
October	1,633	
November	1,633	
December	1,701	
January	1,727	
February	1,819	
March	1,856	
April	1,873	
May	1,873	
June	1,875	

**QUALITY**

	Contract Quantity	Contract Base Number	Contract *	Region	England
% of all assessments that were assess and fit appliances (rolling 12 month period)	77	243	31.7%	54.2%	54.1%
% of all assessments that were assess and refuse (rolling 12 month period)	96	243	39.5%	12.5%	12.4%
% of all assessments that were assess and review (rolling 12 month period)	70	243	28.8%	33.3%	33.5%
% of terminated courses where treatment was abandoned or discontinued (rolling 12 month period)	5	126	4.0%	7.4%	7.2%
% of completed treatments indicating that PAR score was taken (year to date)	17	53	32.1%	55.7%	58.9%
Rate of removable appliances per 100 fixed appliances - proposed treatment (rolling 12 month period)	26	142	18.31	5.51	5.66
Rate of removable appliances per 100 fixed appliances - completed treatment (rolling 12 month period)	72	239	30.13	4.71	4.88
% of courses of treatment with removable appliances only - proposed treatment (rolling 12 month period)	5	77	6.5%	1.8%	2.1%
% of courses of treatment with removable appliances only - completed treatment (rolling 12 month period)	0	121	0.0%	1.0%	1.5%
% of patients satisfied with the treatment they have received (rolling 12 month period)	2	2	100.0%	96.7%	95.7%

\* Figures in italics indicate that the base number is less than 100.



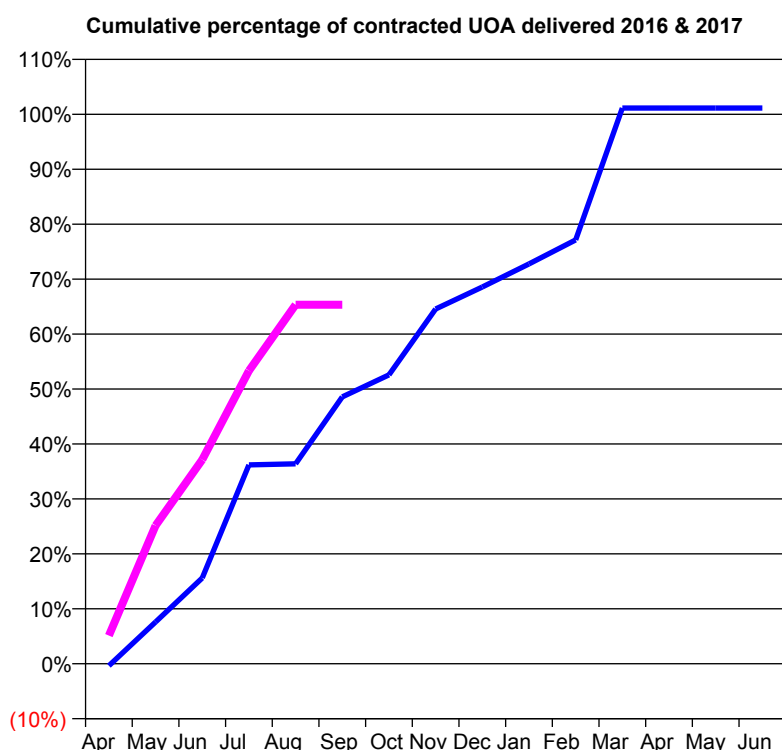
**Q51 - Vital Signs Orthodontic At a Glance Contract Report for 916889/0001 - September 2016**

Name or company name	MR SG EMMS
Contract type name	GDS Contract
Purpose of contract	General and Orthodontic
Contract start date	01/04/2006
Contract end date	

16/17 Contracted general activity (UDA)	16,671
Carry forward general activity (UDA)	497
16/17 Contracted orthodontic activity (UOA)	525
Carry forward orthodontic activity (UOA)	-6
Baseline contract value	£505,795.31

**ACCESS**

	Contract	England and Wales
24 month ratio of assessments to patient IDs	1.06	1.10

**ACTIVITY**


Month	Adjusted Scheduled Activity (UOA)	
	2016	2017
April	-2	27
May	40	132
June	82	195
July	190	280
August	191	343
September	255	343
October	276	
November	339	
December	360	
January	382	
February	405	
March	531	
April	531	
May	531	
June	531	

**QUALITY**

	Contract Quantity	Contract Base Number	Contract *	Region	England
% of all assessments that were assess and fit appliances (rolling 12 month period)	29	33	87.9%	54.2%	54.1%
% of all assessments that were assess and refuse (rolling 12 month period)	2	33	6.1%	12.5%	12.4%
% of all assessments that were assess and review (rolling 12 month period)	2	33	6.1%	33.3%	33.5%
% of terminated courses where treatment was abandoned or discontinued (rolling 12 month period)	2	30	6.7%	7.4%	7.2%
% of completed treatments indicating that PAR score was taken (year to date)	14	14	100.0%	55.7%	58.9%
Rate of removable appliances per 100 fixed appliances - proposed treatment (rolling 12 month period)	1	26	3.85	5.51	5.66
Rate of removable appliances per 100 fixed appliances - completed treatment (rolling 12 month period)	0	3	0.00	4.71	4.88
% of courses of treatment with removable appliances only - proposed treatment (rolling 12 month period)	1	29	3.4%	1.8%	2.1%
% of courses of treatment with removable appliances only - completed treatment (rolling 12 month period)	0	28	0.0%	1.0%	1.5%
% of patients satisfied with the treatment they have received (rolling 12 month period)	0	0	N/A	96.7%	95.7%

\* Figures in italics indicate that the base number is less than 100.

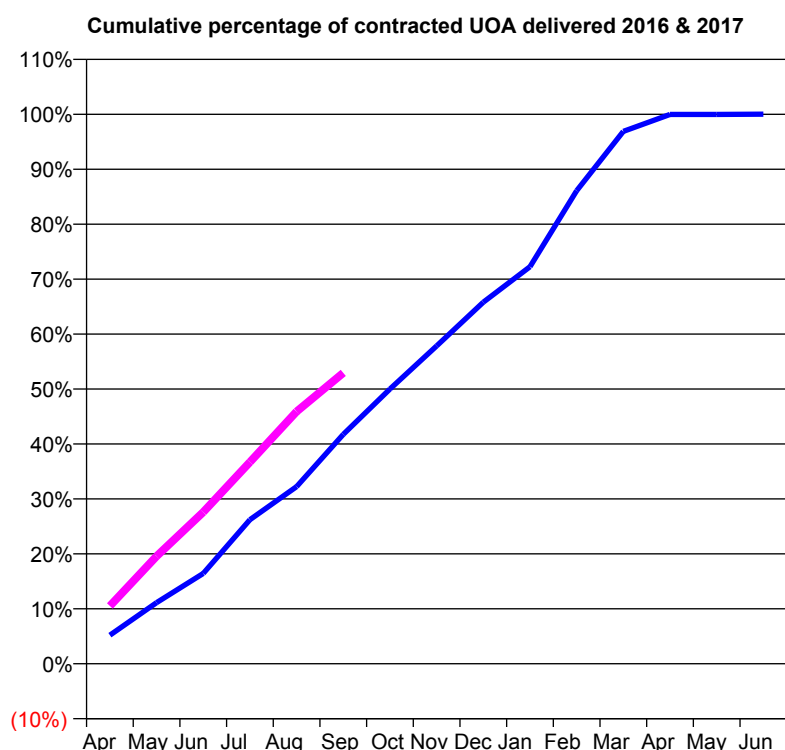
**Q52 - Vital Signs Orthodontic At a Glance Contract Report for 101338/0088 - September 2016**

Name or company name	Whitecross Dental Care Limited
Contract type name	PDS Contract
Purpose of contract	Orthodontic
Contract start date	01/06/2009
Contract end date	31/03/2017

16/17 Contracted general activity (UDA)	0
Carry forward general activity (UDA)	0
16/17 Contracted orthodontic activity (UOA)	30,926
Carry forward orthodontic activity (UOA)	0
Baseline contract value	£1,958,753.43

**ACCESS**

	Contract	England and Wales
24 month ratio of assessments to patient IDs	1.06	1.10

**ACTIVITY**


Month	Adjusted Scheduled Activity (UOA)	
	2016	2017
April	1,610	3,257
May	3,439	6,056
June	5,082	8,533
July	8,107	11,349
August	9,967	14,199
September	12,911	16,370
October	15,461	
November	17,887	
December	20,352	
January	22,346	
February	26,624	
March	29,966	
April	30,913	
May	30,913	
June	30,934	

**QUALITY**

	Contract Quantity	Contract Base Number	Contract *	Region	England
% of all assessments that were assess and fit appliances (rolling 12 month period)	1,598	2,553	62.6%	54.2%	54.1%
% of all assessments that were assess and refuse (rolling 12 month period)	265	2,553	10.4%	12.5%	12.4%
% of all assessments that were assess and review (rolling 12 month period)	690	2,553	27.0%	33.3%	33.5%
% of terminated courses where treatment was abandoned or discontinued (rolling 12 month period)	67	1,310	5.1%	7.4%	7.2%
% of completed treatments indicating that PAR score was taken (year to date)	378	584	64.7%	55.7%	58.9%
Rate of removable appliances per 100 fixed appliances - proposed treatment (rolling 12 month period)	221	3,135	7.05	5.51	5.66
Rate of removable appliances per 100 fixed appliances - completed treatment (rolling 12 month period)	152	2,429	6.26	4.71	4.88
% of courses of treatment with removable appliances only - proposed treatment (rolling 12 month period)	9	1,598	0.6%	1.8%	2.1%
% of courses of treatment with removable appliances only - completed treatment (rolling 12 month period)	13	1,243	1.0%	1.0%	1.5%
% of patients satisfied with the treatment they have received (rolling 12 month period)	46	49	93.9%	96.7%	95.7%

\* Figures in italics indicate that the base number is less than 100.

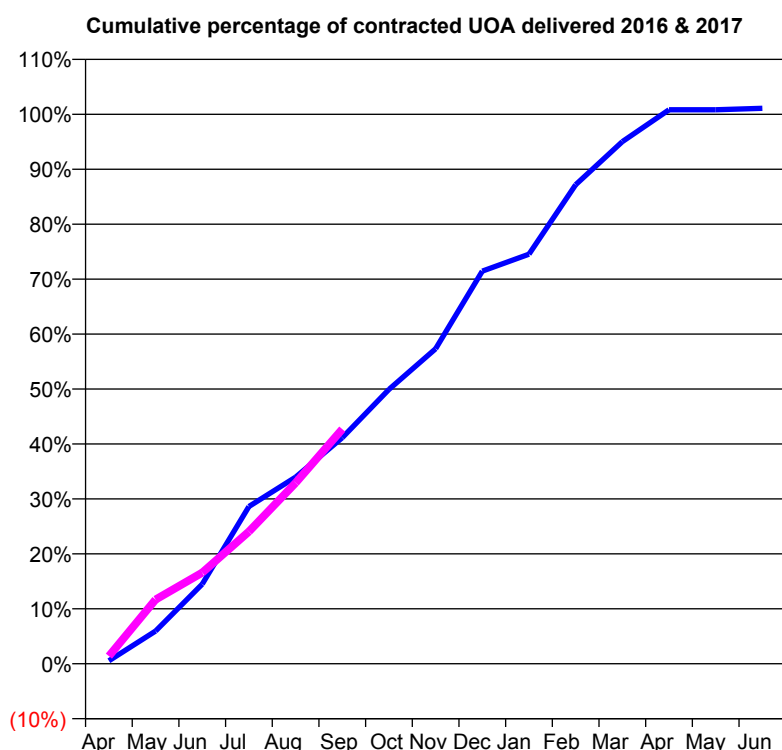
**Q52 - Vital Signs Orthodontic At a Glance Contract Report for 101338/0089 - September 2016**

Name or company name	Whitecross Dental Care Limited
Contract type name	PDS Contract
Purpose of contract	Orthodontic
Contract start date	01/06/2009
Contract end date	31/03/2017

16/17 Contracted general activity (UDA)	0
Carry forward general activity (UDA)	0
16/17 Contracted orthodontic activity (UOA)	8,569
Carry forward orthodontic activity (UOA)	0
Baseline contract value	£544,026.12

**ACCESS**

	Contract	England and Wales
24 month ratio of assessments to patient IDs	1.02	1.10

**ACTIVITY**


Month	Adjusted Scheduled Activity (UOA)	
	2016	2017
April	46	120
May	510	1,001
June	1,243	1,422
July	2,453	2,062
August	2,910	2,821
September	3,526	3,660
October	4,278	-
November	4,912	-
December	6,122	-
January	6,386	-
February	7,471	-
March	8,142	-
April	8,640	-
May	8,640	-
June	8,661	-

**QUALITY**

	Contract Quantity	Contract Base Number	Contract *	Region	England
% of all assessments that were assess and fit appliances (rolling 12 month period)	408	765	53.3%	54.2%	54.1%
% of all assessments that were assess and refuse (rolling 12 month period)	121	765	15.8%	12.5%	12.4%
% of all assessments that were assess and review (rolling 12 month period)	236	765	30.8%	33.3%	33.5%
% of terminated courses where treatment was abandoned or discontinued (rolling 12 month period)	27	363	7.4%	7.4%	7.2%
% of completed treatments indicating that PAR score was taken (year to date)	155	163	95.1%	55.7%	58.9%
Rate of removable appliances per 100 fixed appliances - proposed treatment (rolling 12 month period)	5	787	0.64	5.51	5.66
Rate of removable appliances per 100 fixed appliances - completed treatment (rolling 12 month period)	1	661	0.15	4.71	4.88
% of courses of treatment with removable appliances only - proposed treatment (rolling 12 month period)	2	408	0.5%	1.8%	2.1%
% of courses of treatment with removable appliances only - completed treatment (rolling 12 month period)	0	336	0.0%	1.0%	1.5%
% of patients satisfied with the treatment they have received (rolling 12 month period)	13	13	100.0%	96.7%	95.7%

\* Figures in italics indicate that the base number is less than 100.

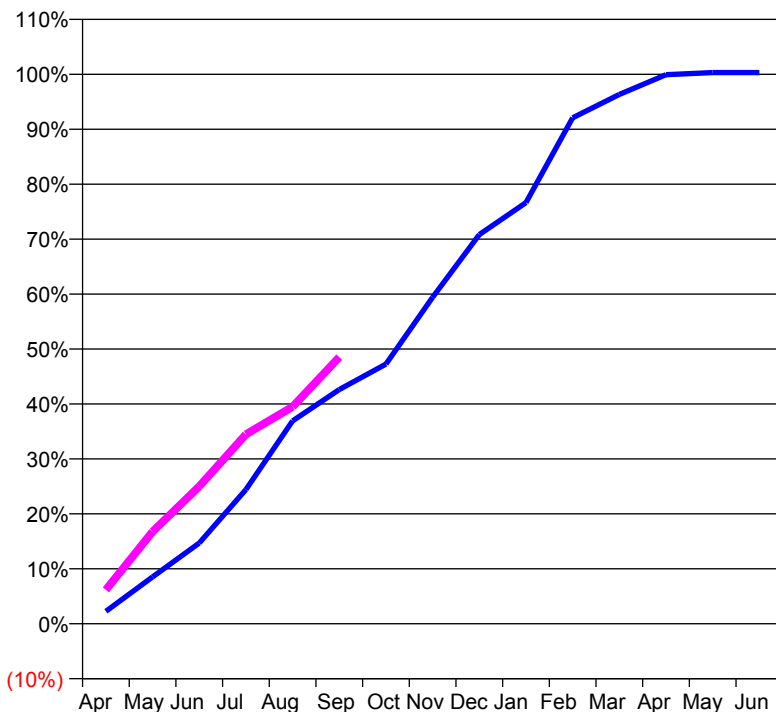
**Q52 - Vital Signs Orthodontic At a Glance Contract Report for 101338/0150 - September 2016**

Name or company name	Whitecross Dental Care Limited
Contract type name	PDS Contract
Purpose of contract	Orthodontic
Contract start date	01/04/2014
Contract end date	31/03/2017

16/17 Contracted general activity (UDA)	0
Carry forward general activity (UDA)	0
16/17 Contracted orthodontic activity (UOA)	5,657
Carry forward orthodontic activity (UOA)	0
Baseline contract value	£346,045.47

**ACCESS**

	Contract	England and Wales
24 month ratio of assessments to patient IDs	1.04	1.10

**ACTIVITY**
**Cumulative percentage of contracted UOA delivered 2016 & 2017**

**Adjusted Scheduled Activity (UOA)**

Month	2016	2017
April	129	349
May	482	948
June	831	1,414
July	1,382	1,950
August	2,089	2,234
September	2,411	2,745
October	2,673	
November	3,361	
December	4,007	
January	4,336	
February	5,209	
March	5,449	
April	5,653	
May	5,674	
June	5,675	

**QUALITY**

	Contract Quantity	Contract Base Number	Contract *	Region	England
% of all assessments that were assess and fit appliances (rolling 12 month period)	273	598	45.7%	54.2%	54.1%
% of all assessments that were assess and refuse (rolling 12 month period)	91	598	15.2%	12.5%	12.4%
% of all assessments that were assess and review (rolling 12 month period)	234	598	39.1%	33.3%	33.5%
% of terminated courses where treatment was abandoned or discontinued (rolling 12 month period)	11	181	6.1%	7.4%	7.2%
% of completed treatments indicating that PAR score was taken (year to date)	82	83	98.8%	55.7%	58.9%
Rate of removable appliances per 100 fixed appliances - proposed treatment (rolling 12 month period)	9	537	1.68	5.51	5.66
Rate of removable appliances per 100 fixed appliances - completed treatment (rolling 12 month period)	26	318	8.18	4.71	4.88
% of courses of treatment with removable appliances only - proposed treatment (rolling 12 month period)	3	273	1.1%	1.8%	2.1%
% of courses of treatment with removable appliances only - completed treatment (rolling 12 month period)	5	170	2.9%	1.0%	1.5%
% of patients satisfied with the treatment they have received (rolling 12 month period)	4	4	100.0%	96.7%	95.7%

\* Figures in italics indicate that the base number is less than 100.

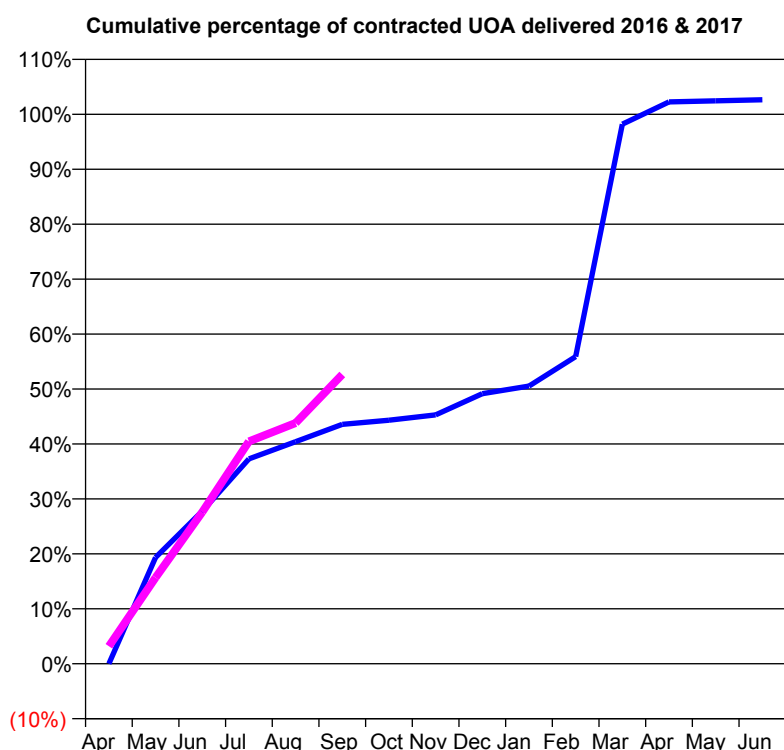
**Q52 - Vital Signs Orthodontic At a Glance Contract Report for 132853/0001 - September 2016**

Name or company name	Regent Orthodontics Limited
Contract type name	PDS Contract
Purpose of contract	Orthodontic
Contract start date	01/06/2011
Contract end date	31/03/2017

16/17 Contracted general activity (UDA)	0
Carry forward general activity (UDA)	0
16/17 Contracted orthodontic activity (UOA)	12,171
Carry forward orthodontic activity (UOA)	0
Baseline contract value	£698,588.54

**ACCESS**

	Contract	England and Wales
24 month ratio of assessments to patient IDs	1.04	1.10

**ACTIVITY**


Month	Adjusted Scheduled Activity (UOA)	
	2016	2017
April	0	388
May	2,355	1,908
June	3,380	3,360
July	4,537	4,926
August	4,918	5,334
September	5,302	6,407
October	5,395	
November	5,513	
December	5,983	
January	6,150	
February	6,802	
March	11,951	
April	12,444	
May	12,467	
June	12,492	

**QUALITY**

	Contract Quantity	Contract Base Number	Contract *	Region	England
% of all assessments that were assess and fit appliances (rolling 12 month period)	616	1,587	38.8%	54.2%	54.1%
% of all assessments that were assess and refuse (rolling 12 month period)	282	1,587	17.8%	12.5%	12.4%
% of all assessments that were assess and review (rolling 12 month period)	689	1,587	43.4%	33.3%	33.5%
% of terminated courses where treatment was abandoned or discontinued (rolling 12 month period)	31	580	5.3%	7.4%	7.2%
% of completed treatments indicating that PAR score was taken (year to date)	0	308	0.0%	55.7%	58.9%
Rate of removable appliances per 100 fixed appliances - proposed treatment (rolling 12 month period)	75	1,148	6.53	5.51	5.66
Rate of removable appliances per 100 fixed appliances - completed treatment (rolling 12 month period)	87	1,055	8.25	4.71	4.88
% of courses of treatment with removable appliances only - proposed treatment (rolling 12 month period)	10	616	1.6%	1.8%	2.1%
% of courses of treatment with removable appliances only - completed treatment (rolling 12 month period)	7	549	1.3%	1.0%	1.5%
% of patients satisfied with the treatment they have received (rolling 12 month period)	23	23	100.0%	96.7%	95.7%

\* Figures in italics indicate that the base number is less than 100.

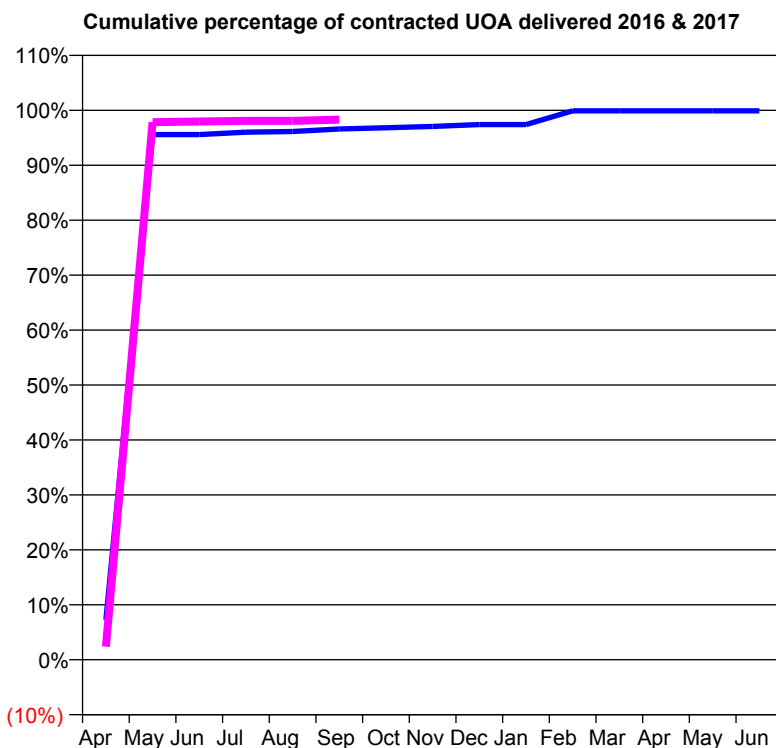
**Q52 - Vital Signs Orthodontic At a Glance Contract Report for 143170/0001 - September 2016**

Name or company name	Joe Kelly & Associates Ltd
Contract type name	GDS Contract
Purpose of contract	General and Orthodontic
Contract start date	01/11/2011
Contract end date	

16/17 Contracted general activity (UDA)	13,120
Carry forward general activity (UDA)	0
16/17 Contracted orthodontic activity (UOA)	880
Carry forward orthodontic activity (UOA)	0
Baseline contract value	£464,107.77

**ACCESS**

	Contract	England and Wales
24 month ratio of assessments to patient IDs	1.00	1.10

**ACTIVITY**


Month	Adjusted Scheduled Activity (UOA)	
	2016	2017
April	64	21
May	841	861
June	841	862
July	845	863
August	846	863
September	850	865
October	852	
November	854	
December	857	
January	857	
February	879	
March	879	
April	879	
May	879	
June	879	

**QUALITY**

	Contract Quantity	Contract Base Number	Contract *	Region	England
% of all assessments that were assess and fit appliances (rolling 12 month period)	42	61	68.9%	54.2%	54.1%
% of all assessments that were assess and refuse (rolling 12 month period)	14	61	23.0%	12.5%	12.4%
% of all assessments that were assess and review (rolling 12 month period)	5	61	8.2%	33.3%	33.5%
% of terminated courses where treatment was abandoned or discontinued (rolling 12 month period)	1	41	2.4%	7.4%	7.2%
% of completed treatments indicating that PAR score was taken (year to date)	11	16	68.8%	55.7%	58.9%
Rate of removable appliances per 100 fixed appliances - proposed treatment (rolling 12 month period)	0	0	N/A	5.51	5.66
Rate of removable appliances per 100 fixed appliances - completed treatment (rolling 12 month period)	0	64	0.00	4.71	4.88
% of courses of treatment with removable appliances only - proposed treatment (rolling 12 month period)	0	42	0.0%	1.8%	2.1%
% of courses of treatment with removable appliances only - completed treatment (rolling 12 month period)	0	40	0.0%	1.0%	1.5%
% of patients satisfied with the treatment they have received (rolling 12 month period)	1	1	100.0%	96.7%	95.7%

\* Figures in italics indicate that the base number is less than 100.

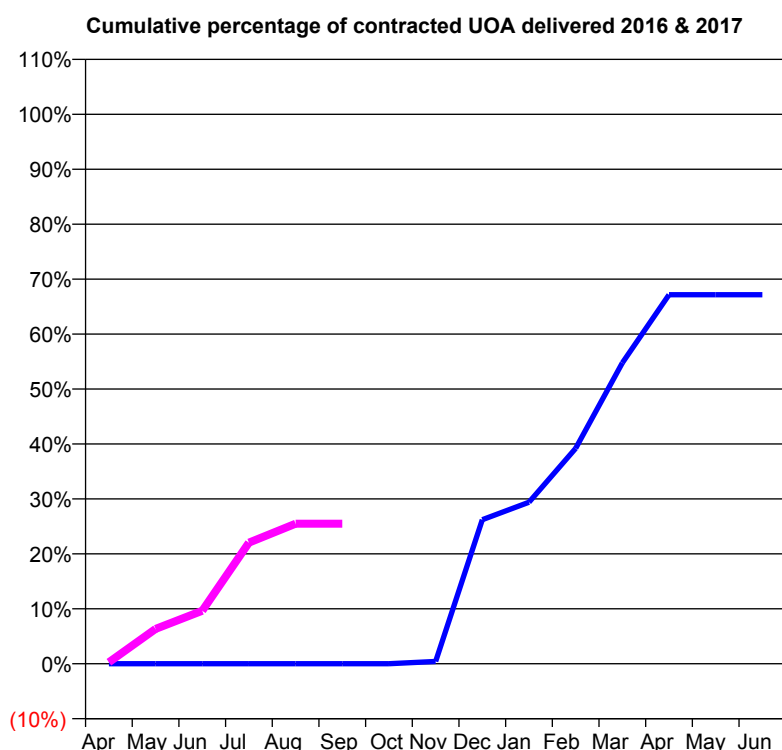
**Q52 - Vital Signs Orthodontic At a Glance Contract Report for 143839/0001 - September 2016**

Name or company name	Belle Isle Family Dental Practice
Contract type name	GDS Contract
Purpose of contract	General and Orthodontic
Contract start date	01/12/2014
Contract end date	

16/17 Contracted general activity (UDA)	14,200
Carry forward general activity (UDA)	0
16/17 Contracted orthodontic activity (UOA)	694
Carry forward orthodontic activity (UOA)	0
Baseline contract value	£430,438.35

**ACCESS**

	Contract	England and Wales
24 month ratio of assessments to patient IDs	1.02	1.10

**ACTIVITY**


Month	Adjusted Scheduled Activity (UOA)	
	2016	2017
April	0	2
May	0	44
June	0	67
July	0	153
August	0	177
September	0	177
October	0	
November	3	
December	182	
January	204	
February	272	
March	380	
April	466	
May	466	
June	466	

**QUALITY**

	Contract Quantity	Contract Base Number	Contract *	Region	England
% of all assessments that were assess and fit appliances (rolling 12 month period)	29	63	46.0%	54.2%	54.1%
% of all assessments that were assess and refuse (rolling 12 month period)	11	63	17.5%	12.5%	12.4%
% of all assessments that were assess and review (rolling 12 month period)	23	63	36.5%	33.3%	33.5%
% of terminated courses where treatment was abandoned or discontinued (rolling 12 month period)	2	28	7.1%	7.4%	7.2%
% of completed treatments indicating that PAR score was taken (year to date)	0	0	N/A	55.7%	58.9%
Rate of removable appliances per 100 fixed appliances - proposed treatment (rolling 12 month period)	1	50	2.00	5.51	5.66
Rate of removable appliances per 100 fixed appliances - completed treatment (rolling 12 month period)	0	0	N/A	4.71	4.88
% of courses of treatment with removable appliances only - proposed treatment (rolling 12 month period)	1	29	3.4%	1.8%	2.1%
% of courses of treatment with removable appliances only - completed treatment (rolling 12 month period)	0	26	0.0%	1.0%	1.5%
% of patients satisfied with the treatment they have received (rolling 12 month period)	1	1	100.0%	96.7%	95.7%

\* Figures in italics indicate that the base number is less than 100.

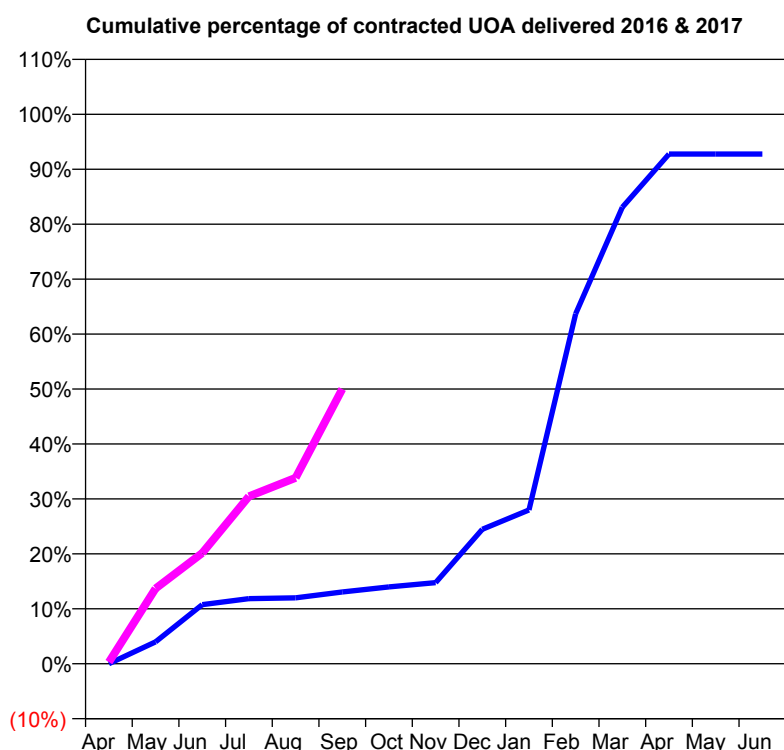
**Q52 - Vital Signs Orthodontic At a Glance Contract Report for 151211/0001 - September 2016**

Name or company name	Milne, Spencer & Harris Dental Surgeons
Contract type name	GDS Contract
Purpose of contract	General and Orthodontic
Contract start date	01/04/2010
Contract end date	

16/17 Contracted general activity (UDA)	22,000
Carry forward general activity (UDA)	0
16/17 Contracted orthodontic activity (UOA)	650
Carry forward orthodontic activity (UOA)	0
Baseline contract value	£736,004.06

**ACCESS**

	Contract	England and Wales
24 month ratio of assessments to patient IDs	1.06	1.10

**ACTIVITY**


Month	Adjusted Scheduled Activity (UOA)	
	2016	2017
April	0	2
May	26	89
June	70	131
July	77	198
August	78	220
September	85	325
October	91	
November	96	
December	159	
January	182	
February	414	
March	540	
April	603	
May	603	
June	603	

**QUALITY**

	Contract Quantity	Contract Base Number	Contract *	Region	England
% of all assessments that were assess and fit appliances (rolling 12 month period)	41	56	73.2%	54.2%	54.1%
% of all assessments that were assess and refuse (rolling 12 month period)	5	56	8.9%	12.5%	12.4%
% of all assessments that were assess and review (rolling 12 month period)	10	56	17.9%	33.3%	33.5%
% of terminated courses where treatment was abandoned or discontinued (rolling 12 month period)	1	10	10.0%	7.4%	7.2%
% of completed treatments indicating that PAR score was taken (year to date)	2	3	66.7%	55.7%	58.9%
Rate of removable appliances per 100 fixed appliances - proposed treatment (rolling 12 month period)	1	0	N/A	5.51	5.66
Rate of removable appliances per 100 fixed appliances - completed treatment (rolling 12 month period)	2	9	22.22	4.71	4.88
% of courses of treatment with removable appliances only - proposed treatment (rolling 12 month period)	1	41	2.4%	1.8%	2.1%
% of courses of treatment with removable appliances only - completed treatment (rolling 12 month period)	2	9	22.2%	1.0%	1.5%
% of patients satisfied with the treatment they have received (rolling 12 month period)	0	0	N/A	96.7%	95.7%

\* Figures in italics indicate that the base number is less than 100.



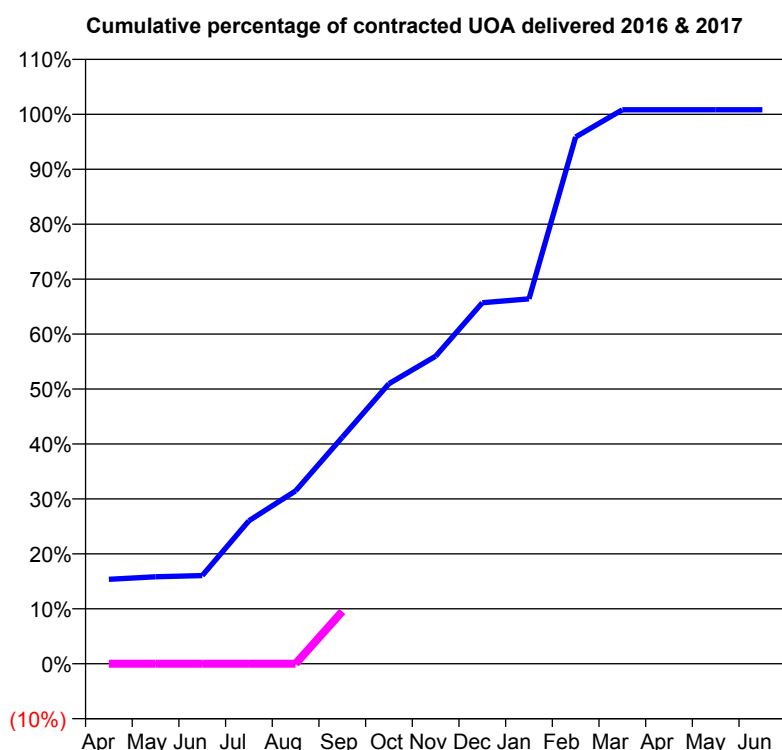
**Q52 - Vital Signs Orthodontic At a Glance Contract Report for 151211/0002 - September 2016**

Name or company name	Milne, Spencer & Harris Dental Surgeons
Contract type name	GDS Contract
Purpose of contract	General and Orthodontic
Contract start date	01/04/2010
Contract end date	

16/17 Contracted general activity (UDA)	11,795
Carry forward general activity (UDA)	0
16/17 Contracted orthodontic activity (UOA)	441
Carry forward orthodontic activity (UOA)	0
Baseline contract value	£400,256.41

**ACCESS**

	Contract	England and Wales
24 month ratio of assessments to patient IDs	1.02	1.10

**ACTIVITY**


Month	Adjusted Scheduled Activity (UOA)	
	2016	2017
April	68	0
May	70	0
June	71	0
July	115	0
August	139	0
September	182	42
October	225	
November	247	
December	290	
January	293	
February	423	
March	445	
April	445	
May	445	
June	445	

**QUALITY**

	Contract Quantity	Contract Base Number	Contract *	Region	England
% of all assessments that were assess and fit appliances (rolling 12 month period)	14	24	58.3%	54.2%	54.1%
% of all assessments that were assess and refuse (rolling 12 month period)	6	24	25.0%	12.5%	12.4%
% of all assessments that were assess and review (rolling 12 month period)	4	24	16.7%	33.3%	33.5%
% of terminated courses where treatment was abandoned or discontinued (rolling 12 month period)	0	9	0.0%	7.4%	7.2%
% of completed treatments indicating that PAR score was taken (year to date)	2	2	100.0%	55.7%	58.9%
Rate of removable appliances per 100 fixed appliances - proposed treatment (rolling 12 month period)	0	0	N/A	5.51	5.66
Rate of removable appliances per 100 fixed appliances - completed treatment (rolling 12 month period)	0	8	0.00	4.71	4.88
% of courses of treatment with removable appliances only - proposed treatment (rolling 12 month period)	0	14	0.0%	1.8%	2.1%
% of courses of treatment with removable appliances only - completed treatment (rolling 12 month period)	0	9	0.0%	1.0%	1.5%
% of patients satisfied with the treatment they have received (rolling 12 month period)	0	0	N/A	96.7%	95.7%

\* Figures in italics indicate that the base number is less than 100.

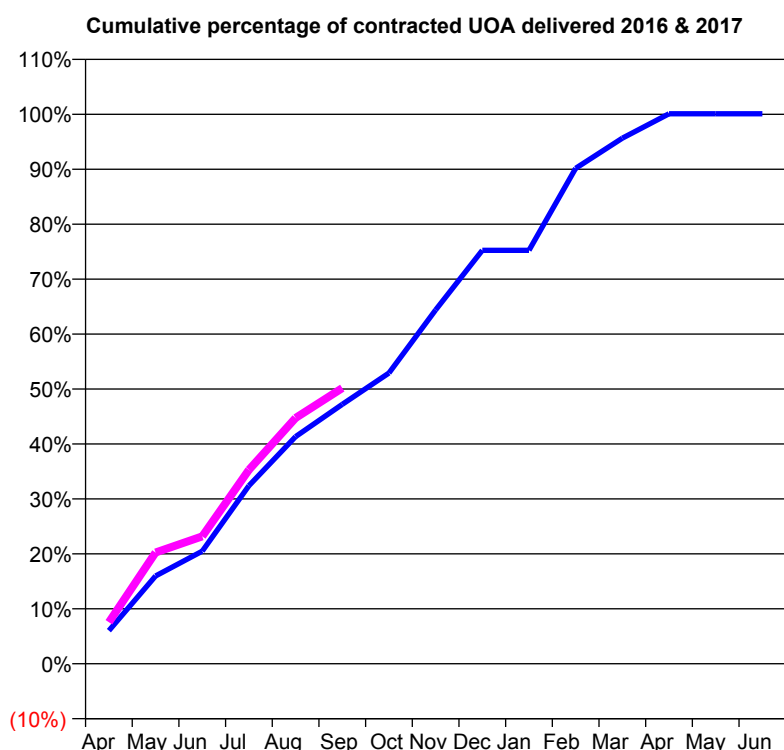
**Q52 - Vital Signs Orthodontic At a Glance Contract Report for 162965/0002 - September 2016**

Name or company name	Clarendon Dental Spa (Leeds) Ltd
Contract type name	PDS Contract
Purpose of contract	Orthodontic
Contract start date	01/10/2010
Contract end date	31/03/2017

16/17 Contracted general activity (UDA)	0
Carry forward general activity (UDA)	0
16/17 Contracted orthodontic activity (UOA)	4,315
Carry forward orthodontic activity (UOA)	0
Baseline contract value	£269,828.89

**ACCESS**

	Contract	England and Wales
24 month ratio of assessments to patient IDs	1.04	1.10

**ACTIVITY**


Month	Adjusted Scheduled Activity (UOA)	
	2016	2017
April	260	326
May	690	874
June	884	1,001
July	1,398	1,523
August	1,784	1,930
September	2,037	2,165
October	2,283	
November	2,779	
December	3,247	
January	3,247	
February	3,891	
March	4,127	
April	4,319	
May	4,319	
June	4,319	

**QUALITY**

	Contract Quantity	Contract Base Number	Contract *	Region	England
% of all assessments that were assess and fit appliances (rolling 12 month period)	210	298	70.5%	54.2%	54.1%
% of all assessments that were assess and refuse (rolling 12 month period)	53	298	17.8%	12.5%	12.4%
% of all assessments that were assess and review (rolling 12 month period)	35	298	11.7%	33.3%	33.5%
% of terminated courses where treatment was abandoned or discontinued (rolling 12 month period)	7	168	4.2%	7.4%	7.2%
% of completed treatments indicating that PAR score was taken (year to date)	61	69	88.4%	55.7%	58.9%
Rate of removable appliances per 100 fixed appliances - proposed treatment (rolling 12 month period)	5	391	1.28	5.51	5.66
Rate of removable appliances per 100 fixed appliances - completed treatment (rolling 12 month period)	3	228	1.32	4.71	4.88
% of courses of treatment with removable appliances only - proposed treatment (rolling 12 month period)	3	210	1.4%	1.8%	2.1%
% of courses of treatment with removable appliances only - completed treatment (rolling 12 month period)	2	161	1.2%	1.0%	1.5%
% of patients satisfied with the treatment they have received (rolling 12 month period)	4	4	100.0%	96.7%	95.7%

\* Figures in italics indicate that the base number is less than 100.

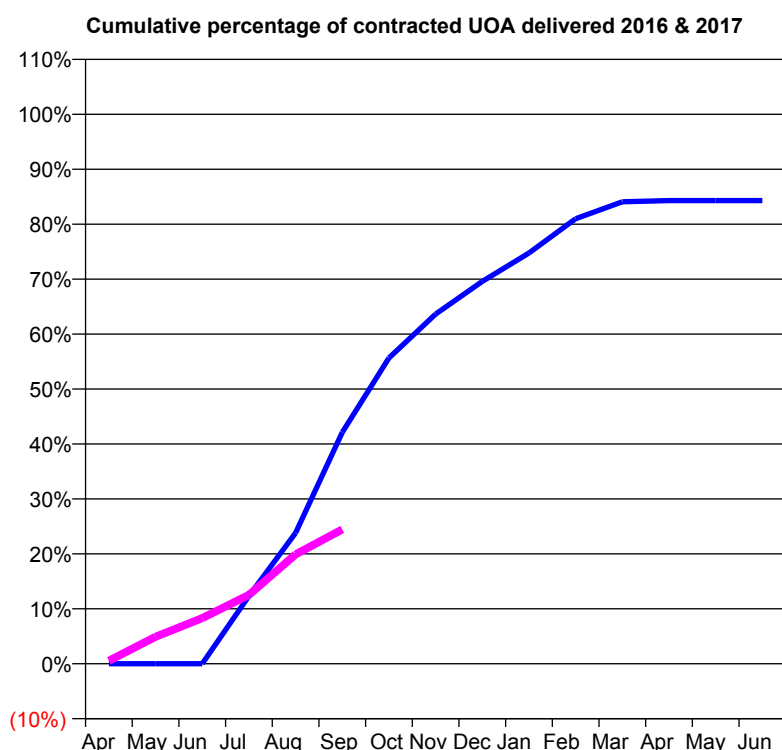
**Q52 - Vital Signs Orthodontic At a Glance Contract Report for 183652/0002 - September 2016**

Name or company name	Haricover Limited
Contract type name	PDS Contract
Purpose of contract	Orthodontic
Contract start date	01/05/2015
Contract end date	

16/17 Contracted general activity (UDA)	0
Carry forward general activity (UDA)	0
16/17 Contracted orthodontic activity (UOA)	19,657
Carry forward orthodontic activity (UOA)	0
Baseline contract value	£1,221,426.98

**ACCESS**

	Contract	England and Wales
24 month ratio of assessments to patient IDs	1.01	1.10

**ACTIVITY**


Month	Adjusted Scheduled Activity (UOA)	
	2016	2017
April	0	108
May	0	968
June	0	1,636
July	2,222	2,462
August	4,292	3,912
September	7,589	4,806
October	10,029	
November	11,466	
December	12,539	
January	13,470	
February	14,593	
March	15,150	
April	15,187	
May	15,187	
June	15,187	

**QUALITY**

	Contract Quantity	Contract Base Number	Contract *	Region	England
% of all assessments that were assess and fit appliances (rolling 12 month period)	566	1,527	37.1%	54.2%	54.1%
% of all assessments that were assess and refuse (rolling 12 month period)	409	1,527	26.8%	12.5%	12.4%
% of all assessments that were assess and review (rolling 12 month period)	552	1,527	36.1%	33.3%	33.5%
% of terminated courses where treatment was abandoned or discontinued (rolling 12 month period)	129	1,747	7.4%	7.4%	7.2%
% of completed treatments indicating that PAR score was taken (year to date)	49	874	5.6%	55.7%	58.9%
Rate of removable appliances per 100 fixed appliances - proposed treatment (rolling 12 month period)	126	1,071	11.76	5.51	5.66
Rate of removable appliances per 100 fixed appliances - completed treatment (rolling 12 month period)	419	3,019	13.88	4.71	4.88
% of courses of treatment with removable appliances only - proposed treatment (rolling 12 month period)	19	566	3.4%	1.8%	2.1%
% of courses of treatment with removable appliances only - completed treatment (rolling 12 month period)	28	1,618	1.7%	1.0%	1.5%
% of patients satisfied with the treatment they have received (rolling 12 month period)	17	20	85.0%	96.7%	95.7%

\* Figures in italics indicate that the base number is less than 100.

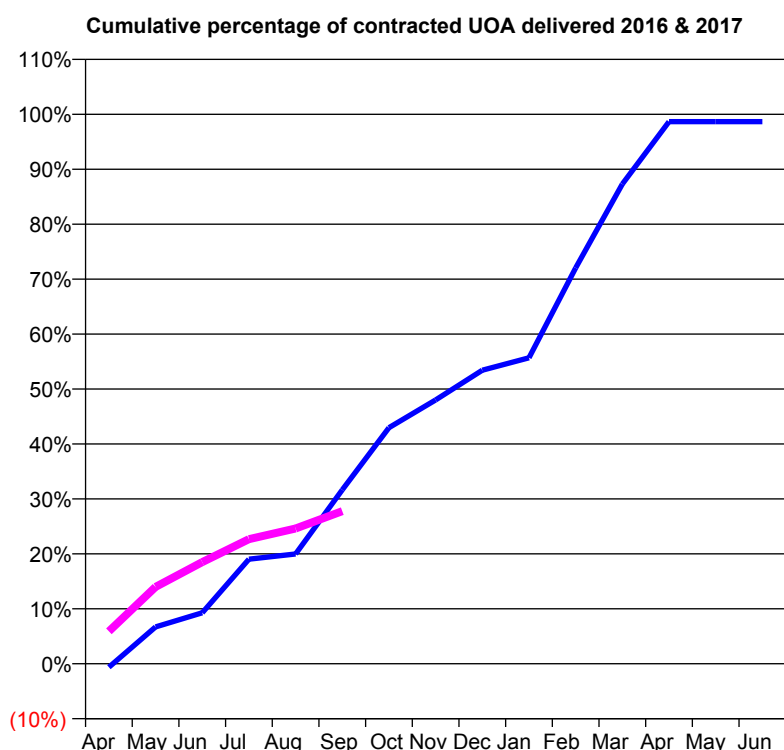
**Q52 - Vital Signs Orthodontic At a Glance Contract Report for 188115/0001 - September 2016**

Name or company name	St Michaels Orthodontics Ltd
Contract type name	PDS Contract
Purpose of contract	Orthodontic
Contract start date	01/07/2010
Contract end date	31/03/2017

16/17 Contracted general activity (UDA)	0
Carry forward general activity (UDA)	0
16/17 Contracted orthodontic activity (UOA)	4,709
Carry forward orthodontic activity (UOA)	0
Baseline contract value	£292,606.68

**ACCESS**

	Contract	England and Wales
24 month ratio of assessments to patient IDs	1.05	1.10

**ACTIVITY**


Month	Adjusted Scheduled Activity (UOA)	
	2016	2017
April	-30	278
May	316	659
June	437	871
July	897	1,068
August	941	1,159
September	1,491	1,308
October	2,023	
November	2,261	
December	2,516	
January	2,622	
February	3,392	
March	4,111	
April	4,646	
May	4,646	
June	4,646	

**QUALITY**

	Contract Quantity	Contract Base Number	Contract *	Region	England
% of all assessments that were assess and fit appliances (rolling 12 month period)	209	334	62.6%	54.2%	54.1%
% of all assessments that were assess and refuse (rolling 12 month period)	39	334	11.7%	12.5%	12.4%
% of all assessments that were assess and review (rolling 12 month period)	86	334	25.7%	33.3%	33.5%
% of terminated courses where treatment was abandoned or discontinued (rolling 12 month period)	14	206	6.8%	7.4%	7.2%
% of completed treatments indicating that PAR score was taken (year to date)	70	84	83.3%	55.7%	58.9%
Rate of removable appliances per 100 fixed appliances - proposed treatment (rolling 12 month period)	3	398	0.75	5.51	5.66
Rate of removable appliances per 100 fixed appliances - completed treatment (rolling 12 month period)	2	368	0.54	4.71	4.88
% of courses of treatment with removable appliances only - proposed treatment (rolling 12 month period)	3	209	1.4%	1.8%	2.1%
% of courses of treatment with removable appliances only - completed treatment (rolling 12 month period)	2	192	1.0%	1.0%	1.5%
% of patients satisfied with the treatment they have received (rolling 12 month period)	5	5	100.0%	96.7%	95.7%

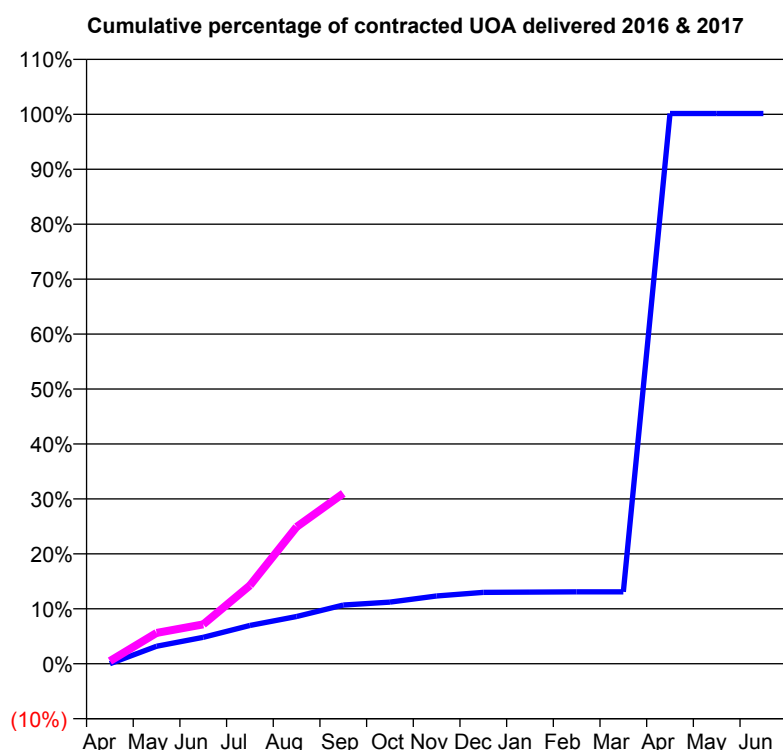
\* Figures in italics indicate that the base number is less than 100.

**Q52 - Vital Signs Orthodontic At a Glance Contract Report for 189669/0001 - September 2016**

Name or company name	NSS Properties Ltd	16/17 Contracted general activity (UDA)	0
Contract type name	PDS Contract	Carry forward general activity (UDA)	0
Purpose of contract	Orthodontic	16/17 Contracted orthodontic activity (UOA)	4,189
Contract start date	01/04/2011	Carry forward orthodontic activity (UOA)	0
Contract end date	31/03/2017	Baseline contract value	£262,738.68

**ACCESS**

	Contract	England and Wales
24 month ratio of assessments to patient IDs	1.02	1.10

**ACTIVITY**


Month	Adjusted Scheduled Activity (UOA)	
	2016	2017
April	0	21
May	134	235
June	202	300
July	292	597
August	360	1,043
September	448	1,299
October	470	
November	517	
December	544	
January	546	
February	548	
March	548	
April	4,195	
May	4,195	
June	4,195	

**QUALITY**

	Contract Quantity	Contract Base Number	Contract *	Region	England
% of all assessments that were assess and fit appliances (rolling 12 month period)	237	279	84.9%	54.2%	54.1%
% of all assessments that were assess and refuse (rolling 12 month period)	3	279	1.1%	12.5%	12.4%
% of all assessments that were assess and review (rolling 12 month period)	39	279	14.0%	33.3%	33.5%
% of terminated courses where treatment was abandoned or discontinued (rolling 12 month period)	28	216	13.0%	7.4%	7.2%
% of completed treatments indicating that PAR score was taken (year to date)	33	118	28.0%	55.7%	58.9%
Rate of removable appliances per 100 fixed appliances - proposed treatment (rolling 12 month period)	2	468	0.43	5.51	5.66
Rate of removable appliances per 100 fixed appliances - completed treatment (rolling 12 month period)	0	364	0.00	4.71	4.88
% of courses of treatment with removable appliances only - proposed treatment (rolling 12 month period)	0	237	0.0%	1.8%	2.1%
% of courses of treatment with removable appliances only - completed treatment (rolling 12 month period)	0	188	0.0%	1.0%	1.5%
% of patients satisfied with the treatment they have received (rolling 12 month period)	7	7	100.0%	96.7%	95.7%

\* Figures in italics indicate that the base number is less than 100.

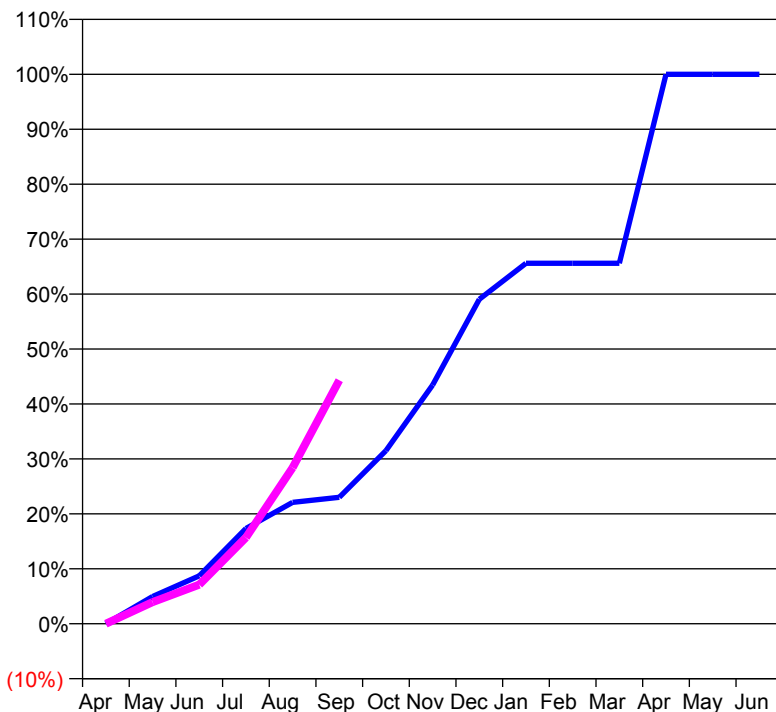
**Q52 - Vital Signs Orthodontic At a Glance Contract Report for 189669/0002 - September 2016**

Name or company name	NSS Properties Ltd
Contract type name	PDS Contract
Purpose of contract	Orthodontic
Contract start date	01/04/2011
Contract end date	31/03/2017

16/17 Contracted general activity (UDA)	0
Carry forward general activity (UDA)	0
16/17 Contracted orthodontic activity (UOA)	3,996
Carry forward orthodontic activity (UOA)	0
Baseline contract value	£229,348.87

**ACCESS**

	Contract	England and Wales
24 month ratio of assessments to patient IDs	1.03	1.10

**ACTIVITY**
**Cumulative percentage of contracted UOA delivered 2016 & 2017**

**Adjusted Scheduled Activity (UOA)**

Month	2016	2017
April	0	0
May	198	158
June	349	285
July	693	627
August	883	1,135
September	920	1,771
October	1,259	
November	1,736	
December	2,360	
January	2,622	
February	2,622	
March	2,622	
April	3,996	
May	3,996	
June	3,996	

**QUALITY**

	Contract Quantity	Contract Base Number	Contract *	Region	England
% of all assessments that were assess and fit appliances (rolling 12 month period)	224	315	71.1%	54.2%	54.1%
% of all assessments that were assess and refuse (rolling 12 month period)	7	315	2.2%	12.5%	12.4%
% of all assessments that were assess and review (rolling 12 month period)	84	315	26.7%	33.3%	33.5%
% of terminated courses where treatment was abandoned or discontinued (rolling 12 month period)	12	155	7.7%	7.4%	7.2%
% of completed treatments indicating that PAR score was taken (year to date)	16	87	18.4%	55.7%	58.9%
Rate of removable appliances per 100 fixed appliances - proposed treatment (rolling 12 month period)	1	435	0.23	5.51	5.66
Rate of removable appliances per 100 fixed appliances - completed treatment (rolling 12 month period)	0	273	0.00	4.71	4.88
% of courses of treatment with removable appliances only - proposed treatment (rolling 12 month period)	0	224	0.0%	1.8%	2.1%
% of courses of treatment with removable appliances only - completed treatment (rolling 12 month period)	0	143	0.0%	1.0%	1.5%
% of patients satisfied with the treatment they have received (rolling 12 month period)	7	7	100.0%	96.7%	95.7%

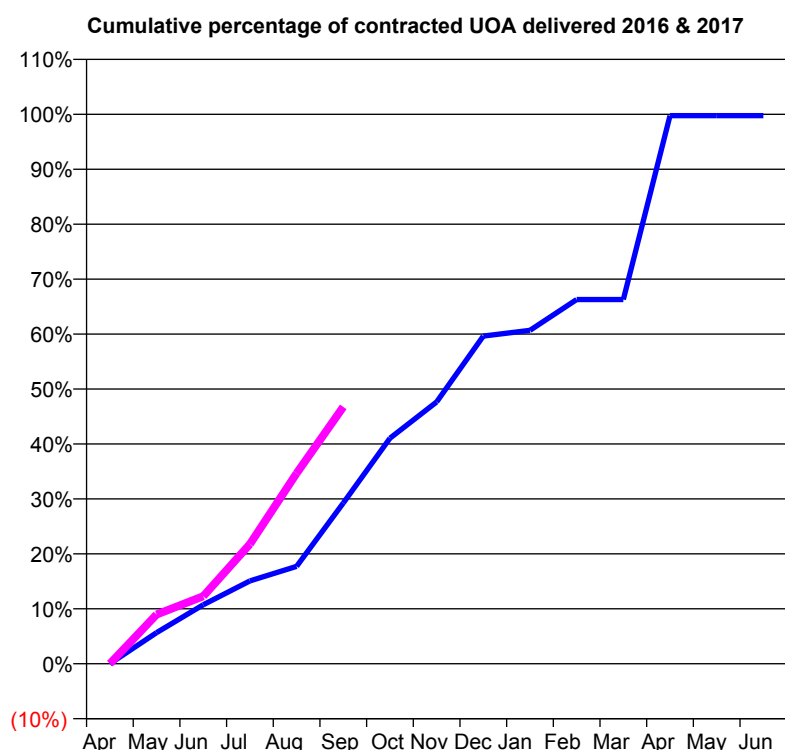
\* Figures in italics indicate that the base number is less than 100.

**Q52 - Vital Signs Orthodontic At a Glance Contract Report for 189669/0003 - September 2016**

Name or company name	NSS Properties Ltd	16/17 Contracted general activity (UDA)	0
Contract type name	PDS Contract	Carry forward general activity (UDA)	0
Purpose of contract	Orthodontic	16/17 Contracted orthodontic activity (UOA)	3,148
Contract start date	01/04/2011	Carry forward orthodontic activity (UOA)	0
Contract end date	31/03/2017	Baseline contract value	£184,057.64

**ACCESS**

	Contract	England and Wales
24 month ratio of assessments to patient IDs	1.03	1.10

**ACTIVITY**


Month	Adjusted Scheduled Activity (UOA)	
	2016	2017
April	0	0
May	178	282
June	338	387
July	475	686
August	558	1,091
September	921	1,472
October	1,292	
November	1,500	
December	1,877	
January	1,910	
February	2,087	
March	2,087	
April	3,140	
May	3,140	
June	3,140	

**QUALITY**

	Contract Quantity	Contract Base Number	Contract *	Region	England
% of all assessments that were assess and fit appliances (rolling 12 month period)	167	305	54.8%	54.2%	54.1%
% of all assessments that were assess and refuse (rolling 12 month period)	23	305	7.5%	12.5%	12.4%
% of all assessments that were assess and review (rolling 12 month period)	115	305	37.7%	33.3%	33.5%
% of terminated courses where treatment was abandoned or discontinued (rolling 12 month period)	21	130	16.2%	7.4%	7.2%
% of completed treatments indicating that PAR score was taken (year to date)	25	71	35.2%	55.7%	58.9%
Rate of removable appliances per 100 fixed appliances - proposed treatment (rolling 12 month period)	1	331	0.30	5.51	5.66
Rate of removable appliances per 100 fixed appliances - completed treatment (rolling 12 month period)	0	211	0.00	4.71	4.88
% of courses of treatment with removable appliances only - proposed treatment (rolling 12 month period)	0	167	0.0%	1.8%	2.1%
% of courses of treatment with removable appliances only - completed treatment (rolling 12 month period)	0	109	0.0%	1.0%	1.5%
% of patients satisfied with the treatment they have received (rolling 12 month period)	2	2	100.0%	96.7%	95.7%

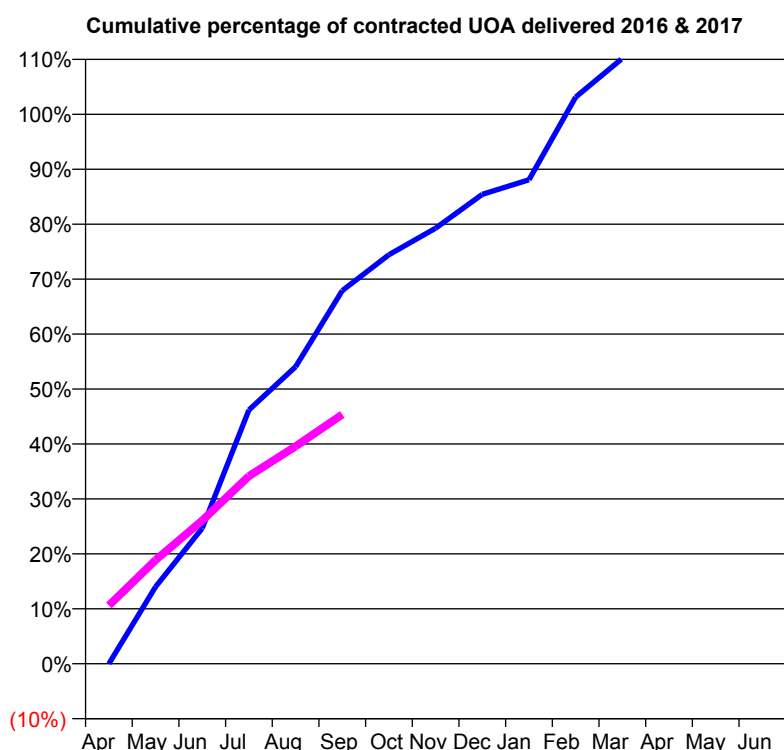
\* Figures in italics indicate that the base number is less than 100.

**Q52 - Vital Signs Orthodontic At a Glance Contract Report for 264539/0002 - September 2016**

Name or company name	MR DI PETRUCCI
Contract type name	PDS Contract
Purpose of contract	Orthodontic
Contract start date	03/11/2014
Contract end date	02/11/2024

16/17 Contracted general activity (UDA)	0
Carry forward general activity (UDA)	0
16/17 Contracted orthodontic activity (UOA)	13,287
Carry forward orthodontic activity (UOA)	0
Baseline contract value	£715,633.69

ACCESS	Contract	England and Wales
24 month ratio of assessments to patient IDs	1.01	1.10

**ACTIVITY**


Month	Adjusted Scheduled Activity (UOA)	
	2016	2017
April	0	1,410
May	1,861	2,508
June	3,277	3,466
July	6,139	4,539
August	7,183	5,258
September	9,024	6,028
October	9,890	
November	10,533	
December	11,350	
January	11,702	
February	13,701	
March	14,638	
April	15,701	
May	15,722	
June	15,743	

QUALITY	Contract Quantity	Contract Base Number	Contract *	Region	England
% of all assessments that were assess and fit appliances (rolling 12 month period)	526	2,448	21.5%	54.2%	54.1%
% of all assessments that were assess and refuse (rolling 12 month period)	523	2,448	21.4%	12.5%	12.4%
% of all assessments that were assess and review (rolling 12 month period)	1,399	2,448	57.1%	33.3%	33.5%
% of terminated courses where treatment was abandoned or discontinued (rolling 12 month period)	21	134	15.7%	7.4%	7.2%
% of completed treatments indicating that PAR score was taken (year to date)	0	80	0.0%	55.7%	58.9%
Rate of removable appliances per 100 fixed appliances - proposed treatment (rolling 12 month period)	103	1,009	10.21	5.51	5.66
Rate of removable appliances per 100 fixed appliances - completed treatment (rolling 12 month period)	11	190	5.79	4.71	4.88
% of courses of treatment with removable appliances only - proposed treatment (rolling 12 month period)	12	526	2.3%	1.8%	2.1%
% of courses of treatment with removable appliances only - completed treatment (rolling 12 month period)	7	113	6.2%	1.0%	1.5%
% of patients satisfied with the treatment they have received (rolling 12 month period)	8	8	100.0%	96.7%	95.7%

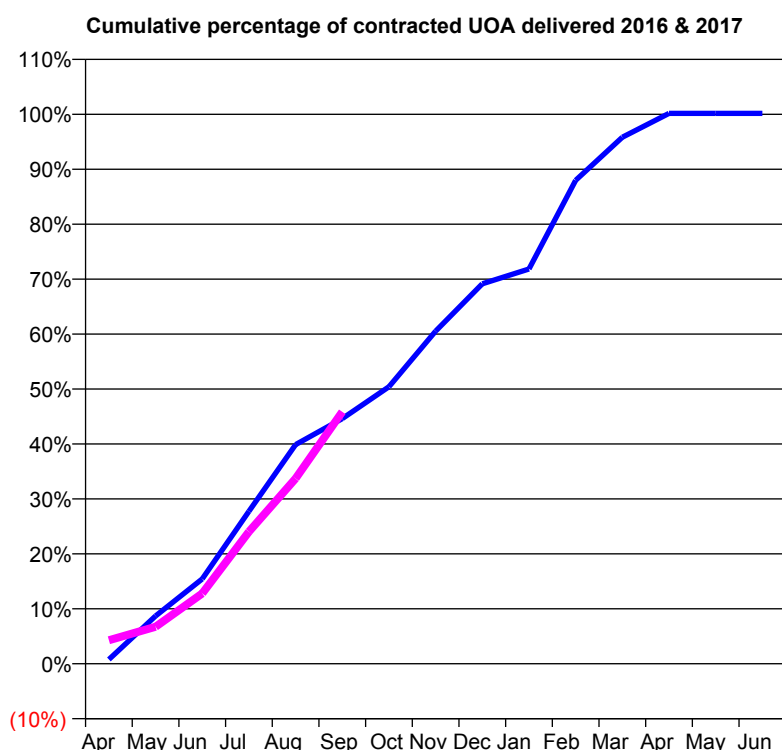
\* Figures in italics indicate that the base number is less than 100.



**Q52 - Vital Signs Orthodontic At a Glance Contract Report for 318574/0001 - September 2016**

Name or company name	MR AI TAYLOR	16/17 Contracted general activity (UDA)	0
Contract type name	PDS Contract	Carry forward general activity (UDA)	0
Purpose of contract	Orthodontic	16/17 Contracted orthodontic activity (UOA)	5,608
Contract start date	01/04/2006	Carry forward orthodontic activity (UOA)	0
Contract end date	31/03/2017	Baseline contract value	£356,445.59

ACCESS	Contract	England and Wales
24 month ratio of assessments to patient IDs	1.07	1.10

**ACTIVITY**


Month	Adjusted Scheduled Activity (UOA)	
	2016	2017
April	44	240
May	488	378
June	866	718
July	1,556	1,348
August	2,236	1,891
September	2,502	2,571
October	2,827	
November	3,395	
December	3,878	
January	4,029	
February	4,934	
March	5,374	
April	5,617	
May	5,617	
June	5,617	

**QUALITY**

	Contract Quantity	Contract Base Number	Contract *	Region	England
% of all assessments that were assess and fit appliances (rolling 12 month period)	262	484	54.1%	54.2%	54.1%
% of all assessments that were assess and refuse (rolling 12 month period)	91	484	18.8%	12.5%	12.4%
% of all assessments that were assess and review (rolling 12 month period)	131	484	27.1%	33.3%	33.5%
% of terminated courses where treatment was abandoned or discontinued (rolling 12 month period)	18	243	7.4%	7.4%	7.2%
% of completed treatments indicating that PAR score was taken (year to date)	21	132	15.9%	55.7%	58.9%
Rate of removable appliances per 100 fixed appliances - proposed treatment (rolling 12 month period)	9	522	1.72	5.51	5.66
Rate of removable appliances per 100 fixed appliances - completed treatment (rolling 12 month period)	9	443	2.03	4.71	4.88
% of courses of treatment with removable appliances only - proposed treatment (rolling 12 month period)	1	262	0.4%	1.8%	2.1%
% of courses of treatment with removable appliances only - completed treatment (rolling 12 month period)	0	225	0.0%	1.0%	1.5%
% of patients satisfied with the treatment they have received (rolling 12 month period)	4	4	100.0%	96.7%	95.7%

\* Figures in italics indicate that the base number is less than 100.

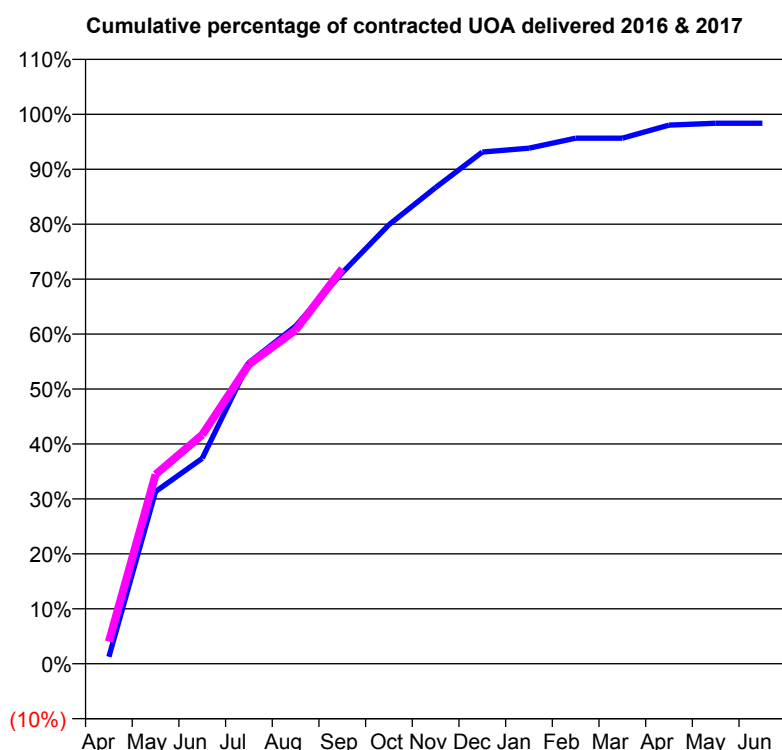
**Q52 - Vital Signs Orthodontic At a Glance Contract Report for 575941/0001 - September 2016**

Name or company name	MR MH PEARSON
Contract type name	PDS Contract
Purpose of contract	Orthodontic
Contract start date	01/06/2013
Contract end date	31/03/2017

16/17 Contracted general activity (UDA)	0
Carry forward general activity (UDA)	0
16/17 Contracted orthodontic activity (UOA)	21,111
Carry forward orthodontic activity (UOA)	0
Baseline contract value	£1,215,947.18

**ACCESS**

	Contract	England and Wales
24 month ratio of assessments to patient IDs	1.02	1.10

**ACTIVITY**


Month	Adjusted Scheduled Activity (UOA)	
	2016	2017
April	270	852
May	6,618	7,274
June	7,891	8,800
July	11,572	11,503
August	12,975	12,823
September	15,023	15,175
October	16,867	
November	18,296	
December	19,661	
January	19,807	
February	20,195	
March	20,195	
April	20,695	
May	20,765	
June	20,766	

**QUALITY**

	Contract Quantity	Contract Base Number	Contract *	Region	England
% of all assessments that were assess and fit appliances (rolling 12 month period)	889	3,518	25.3%	54.2%	54.1%
% of all assessments that were assess and refuse (rolling 12 month period)	370	3,518	10.5%	12.5%	12.4%
% of all assessments that were assess and review (rolling 12 month period)	2,259	3,518	64.2%	33.3%	33.5%
% of terminated courses where treatment was abandoned or discontinued (rolling 12 month period)	37	900	4.1%	7.4%	7.2%
% of completed treatments indicating that PAR score was taken (year to date)	311	468	66.5%	55.7%	58.9%
Rate of removable appliances per 100 fixed appliances - proposed treatment (rolling 12 month period)	193	1,731	11.15	5.51	5.66
Rate of removable appliances per 100 fixed appliances - completed treatment (rolling 12 month period)	170	1,668	10.19	4.71	4.88
% of courses of treatment with removable appliances only - proposed treatment (rolling 12 month period)	15	889	1.7%	1.8%	2.1%
% of courses of treatment with removable appliances only - completed treatment (rolling 12 month period)	15	863	1.7%	1.0%	1.5%
% of patients satisfied with the treatment they have received (rolling 12 month period)	40	40	100.0%	96.7%	95.7%

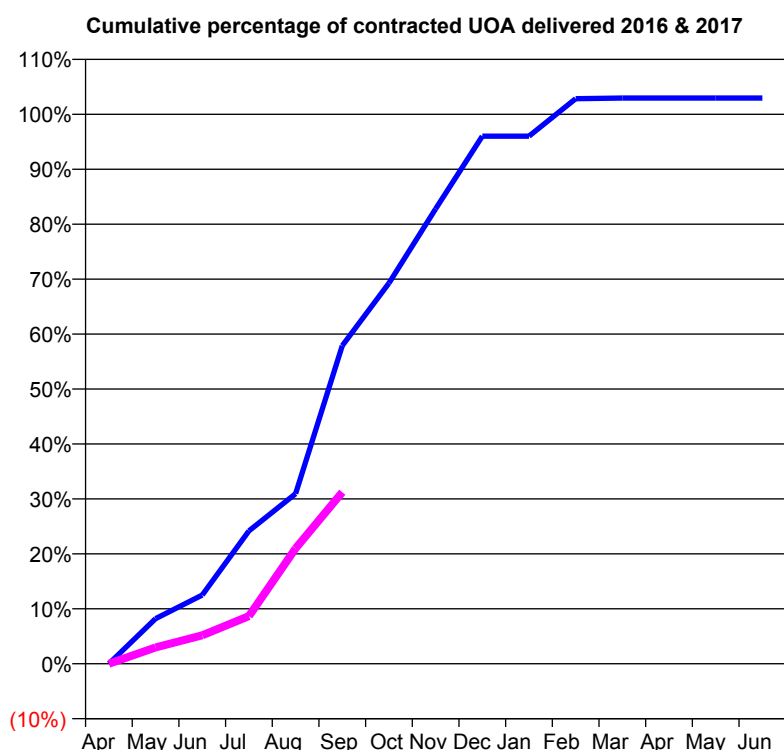
\* Figures in italics indicate that the base number is less than 100.

**Q52 - Vital Signs Orthodontic At a Glance Contract Report for 632813/0001 - September 2016**

Name or company name	MR JL SEDDON
Contract type name	PDS Contract
Purpose of contract	Orthodontic
Contract start date	01/04/2006
Contract end date	31/03/2017

16/17 Contracted general activity (UDA)	0
Carry forward general activity (UDA)	0
16/17 Contracted orthodontic activity (UOA)	2,261
Carry forward orthodontic activity (UOA)	0
Baseline contract value	£132,150.18

ACCESS	Contract	England and Wales
24 month ratio of assessments to patient IDs	1.22	1.10

**ACTIVITY**


Month	Adjusted Scheduled Activity (UOA)	
	2016	2017
April	0	0
May	186	67
June	283	117
July	547	196
August	700	475
September	1,309	706
October	1,566	
November	1,872	
December	2,171	
January	2,171	
February	2,325	
March	2,328	
April	2,328	
May	2,328	
June	2,328	

QUALITY	Contract Quantity	Contract Base Number	Contract *	Region	England
% of all assessments that were assess and fit appliances (rolling 12 month period)	77	218	35.3%	54.2%	54.1%
% of all assessments that were assess and refuse (rolling 12 month period)	20	218	9.2%	12.5%	12.4%
% of all assessments that were assess and review (rolling 12 month period)	121	218	55.5%	33.3%	33.5%
% of terminated courses where treatment was abandoned or discontinued (rolling 12 month period)	7	102	6.9%	7.4%	7.2%
% of completed treatments indicating that PAR score was taken (year to date)	38	50	76.0%	55.7%	58.9%
Rate of removable appliances per 100 fixed appliances - proposed treatment (rolling 12 month period)	0	154	0.00	5.51	5.66
Rate of removable appliances per 100 fixed appliances - completed treatment (rolling 12 month period)	5	188	2.66	4.71	4.88
% of courses of treatment with removable appliances only - proposed treatment (rolling 12 month period)	0	77	0.0%	1.8%	2.1%
% of courses of treatment with removable appliances only - completed treatment (rolling 12 month period)	1	95	1.1%	1.0%	1.5%
% of patients satisfied with the treatment they have received (rolling 12 month period)	0	0	N/A	96.7%	95.7%

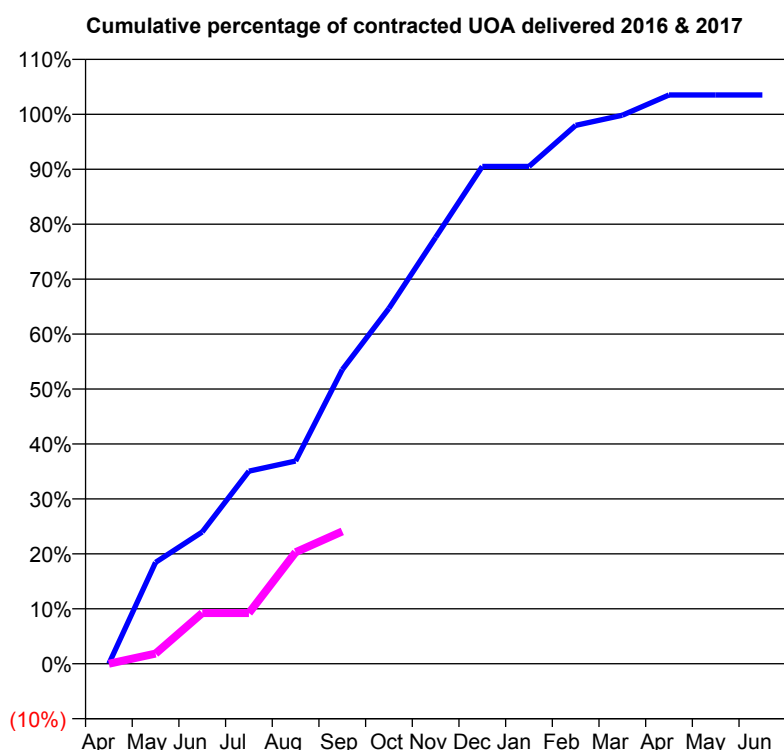
\* Figures in italics indicate that the base number is less than 100.

**Q52 - Vital Signs Orthodontic At a Glance Contract Report for 751952/0002 - September 2016**

Name or company name	MR DF SCHUTH
Contract type name	PDS Contract
Purpose of contract	Orthodontic
Contract start date	01/04/2006
Contract end date	31/03/2021

16/17 Contracted general activity (UDA)	0
Carry forward general activity (UDA)	0
16/17 Contracted orthodontic activity (UOA)	1,138
Carry forward orthodontic activity (UOA)	0
Baseline contract value	£70,737.89

ACCESS	Contract	England and Wales
24 month ratio of assessments to patient IDs	1.00	1.10

**ACTIVITY**


Month	Adjusted Scheduled Activity (UOA)	
	2016	2017
April	0	0
May	210	21
June	273	105
July	399	105
August	420	231
September	609	274
October	736	
November	883	
December	1,030	
January	1,030	
February	1,115	
March	1,136	
April	1,178	
May	1,178	
June	1,178	

QUALITY	Contract Quantity	Contract Base Number	Contract *	Region	England
% of all assessments that were assess and fit appliances (rolling 12 month period)	40	43	93.0%	54.2%	54.1%
% of all assessments that were assess and refuse (rolling 12 month period)	1	43	2.3%	12.5%	12.4%
% of all assessments that were assess and review (rolling 12 month period)	2	43	4.7%	33.3%	33.5%
% of terminated courses where treatment was abandoned or discontinued (rolling 12 month period)	8	65	12.3%	7.4%	7.2%
% of completed treatments indicating that PAR score was taken (year to date)	1	30	3.3%	55.7%	58.9%
Rate of removable appliances per 100 fixed appliances - proposed treatment (rolling 12 month period)	8	78	10.26	5.51	5.66
Rate of removable appliances per 100 fixed appliances - completed treatment (rolling 12 month period)	12	108	11.11	4.71	4.88
% of courses of treatment with removable appliances only - proposed treatment (rolling 12 month period)	0	40	0.0%	1.8%	2.1%
% of courses of treatment with removable appliances only - completed treatment (rolling 12 month period)	1	57	1.8%	1.0%	1.5%
% of patients satisfied with the treatment they have received (rolling 12 month period)	1	1	100.0%	96.7%	95.7%

\* Figures in italics indicate that the base number is less than 100.

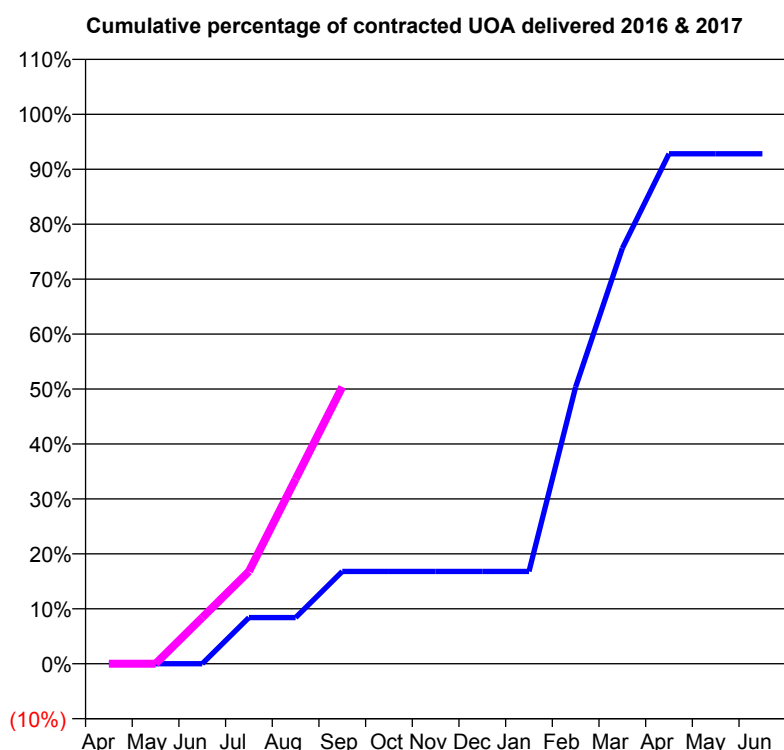
**Q52 - Vital Signs Orthodontic At a Glance Contract Report for 811459/0001 - September 2016**

Name or company name	MR MA SILVESTER
Contract type name	GDS Contract
Purpose of contract	General and Orthodontic
Contract start date	01/04/2006
Contract end date	

16/17 Contracted general activity (UDA)	9,000
Carry forward general activity (UDA)	0
16/17 Contracted orthodontic activity (UOA)	250
Carry forward orthodontic activity (UOA)	0
Baseline contract value	£288,781.96

**ACCESS**

	Contract	England and Wales
24 month ratio of assessments to patient IDs	1.00	1.10

**ACTIVITY**


Month	Adjusted Scheduled Activity (UOA)	
	2016	2017
April	0	0
May	0	0
June	0	21
July	21	42
August	21	84
September	42	126
October	42	
November	42	
December	42	
January	42	
February	126	
March	189	
April	232	
May	232	
June	232	

**QUALITY**

	Contract Quantity	Contract Base Number	Contract *	Region	England
% of all assessments that were assess and fit appliances (rolling 12 month period)	16	17	94.1%	54.2%	54.1%
% of all assessments that were assess and refuse (rolling 12 month period)	0	17	0.0%	12.5%	12.4%
% of all assessments that were assess and review (rolling 12 month period)	1	17	5.9%	33.3%	33.5%
% of terminated courses where treatment was abandoned or discontinued (rolling 12 month period)	0	7	0.0%	7.4%	7.2%
% of completed treatments indicating that PAR score was taken (year to date)	0	3	0.0%	55.7%	58.9%
Rate of removable appliances per 100 fixed appliances - proposed treatment (rolling 12 month period)	0	6	0.00	5.51	5.66
Rate of removable appliances per 100 fixed appliances - completed treatment (rolling 12 month period)	0	2	0.00	4.71	4.88
% of courses of treatment with removable appliances only - proposed treatment (rolling 12 month period)	0	16	0.0%	1.8%	2.1%
% of courses of treatment with removable appliances only - completed treatment (rolling 12 month period)	0	7	0.0%	1.0%	1.5%
% of patients satisfied with the treatment they have received (rolling 12 month period)	2	2	100.0%	96.7%	95.7%

\* Figures in italics indicate that the base number is less than 100.

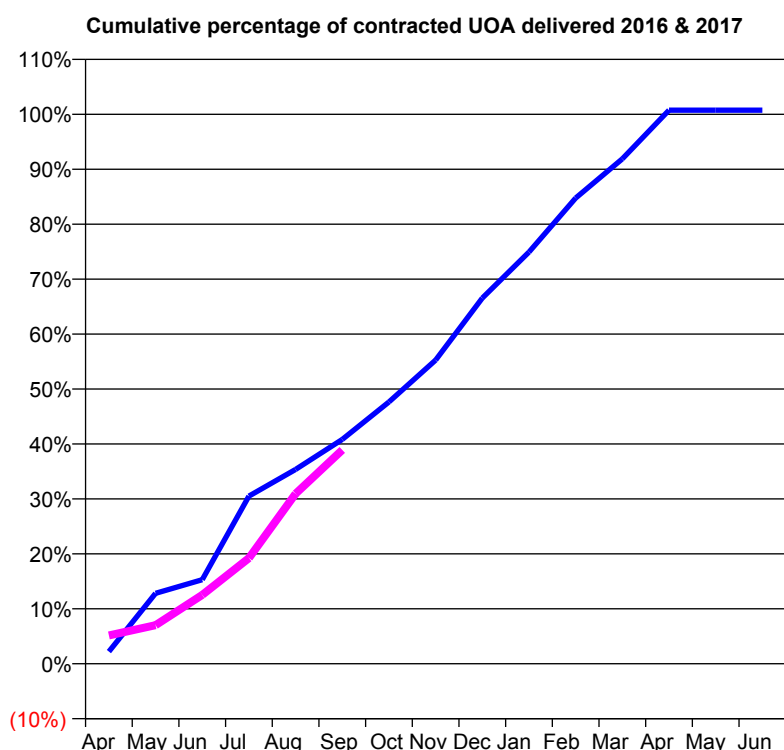
**Q53 - Vital Signs Orthodontic At a Glance Contract Report for 101281/0093 - September 2016**

Name or company name	OASIS DENTAL CARE LTD
Contract type name	PDS Contract
Purpose of contract	Orthodontic
Contract start date	01/04/2006
Contract end date	31/03/2018

16/17 Contracted general activity (UDA)	0
Carry forward general activity (UDA)	0
16/17 Contracted orthodontic activity (UOA)	13,516
Carry forward orthodontic activity (UOA)	-18
Baseline contract value	£899,470.00

**ACCESS**

	Contract	England and Wales
24 month ratio of assessments to patient IDs	1.12	1.10

**ACTIVITY**


Month	Adjusted Scheduled Activity (UOA)	
	2016	2017
April	301	696
May	1,733	949
June	2,069	1,694
July	4,124	2,599
August	4,779	4,183
September	5,520	5,258
October	6,441	
November	7,470	
December	8,994	
January	10,128	
February	11,455	
March	12,421	
April	13,618	
May	13,618	
June	13,618	

**QUALITY**

	Contract Quantity	Contract Base Number	Contract *	Region	England
% of all assessments that were assess and fit appliances (rolling 12 month period)	639	704	90.8%	53.0%	54.1%
% of all assessments that were assess and refuse (rolling 12 month period)	9	704	1.3%	11.7%	12.4%
% of all assessments that were assess and review (rolling 12 month period)	56	704	8.0%	35.3%	33.5%
% of terminated courses where treatment was abandoned or discontinued (rolling 12 month period)	33	464	7.1%	8.5%	7.2%
% of completed treatments indicating that PAR score was taken (year to date)	197	217	90.8%	58.7%	58.9%
Rate of removable appliances per 100 fixed appliances - proposed treatment (rolling 12 month period)	30	967	3.10	6.99	5.66
Rate of removable appliances per 100 fixed appliances - completed treatment (rolling 12 month period)	131	826	15.86	6.41	4.88
% of courses of treatment with removable appliances only - proposed treatment (rolling 12 month period)	6	639	0.9%	2.5%	2.1%
% of courses of treatment with removable appliances only - completed treatment (rolling 12 month period)	7	431	1.6%	1.8%	1.5%
% of patients satisfied with the treatment they have received (rolling 12 month period)	12	12	100.0%	95.6%	95.7%

\* Figures in italics indicate that the base number is less than 100.

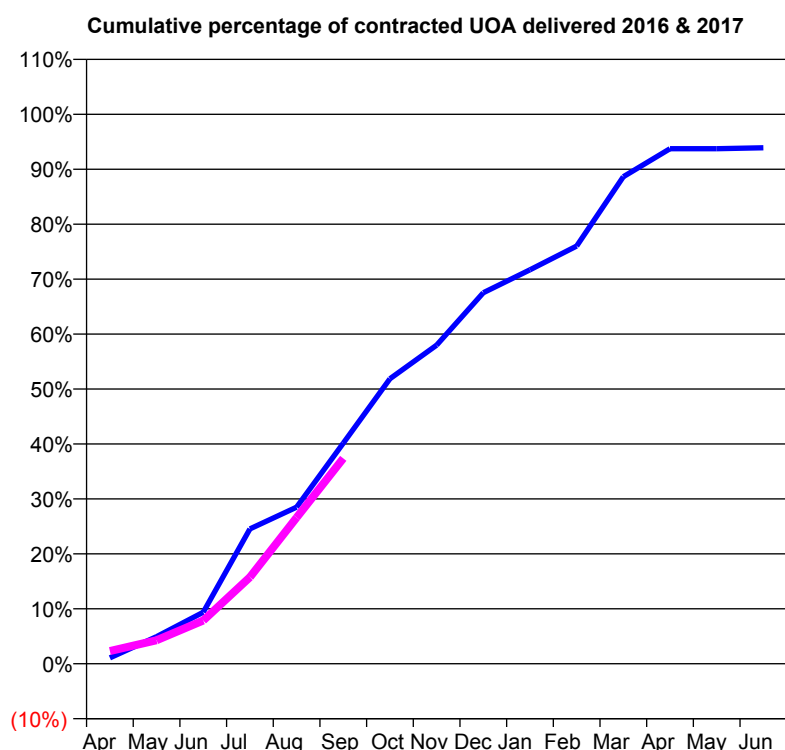
**Q53 - Vital Signs Orthodontic At a Glance Contract Report for 103926/0001 - September 2016**

Name or company name	Aesthetic Dental Care Limited
Contract type name	PDS Contract
Purpose of contract	Orthodontic
Contract start date	01/03/2008
Contract end date	31/03/2018

16/17 Contracted general activity (UDA)	0
Carry forward general activity (UDA)	0
16/17 Contracted orthodontic activity (UOA)	12,066
Carry forward orthodontic activity (UOA)	0
Baseline contract value	£710,663.82

**ACCESS**

	Contract	England and Wales
24 month ratio of assessments to patient IDs	1.14	1.10

**ACTIVITY**


Month	Adjusted Scheduled Activity (UOA)	
	2016	2017
April	131	281
May	596	516
June	1,131	950
July	2,963	1,902
August	3,438	3,210
September	4,843	4,511
October	6,258	
November	6,998	
December	8,147	
January	8,652	
February	9,171	
March	10,694	
April	11,309	
May	11,309	
June	11,330	

**QUALITY**

	Contract Quantity	Contract Base Number	Contract *	Region	England
% of all assessments that were assess and fit appliances (rolling 12 month period)	518	857	60.4%	53.0%	54.1%
% of all assessments that were assess and refuse (rolling 12 month period)	44	857	5.1%	11.7%	12.4%
% of all assessments that were assess and review (rolling 12 month period)	295	857	34.4%	35.3%	33.5%
% of terminated courses where treatment was abandoned or discontinued (rolling 12 month period)	15	500	3.0%	8.5%	7.2%
% of completed treatments indicating that PAR score was taken (year to date)	3	260	1.2%	58.7%	58.9%
Rate of removable appliances per 100 fixed appliances - proposed treatment (rolling 12 month period)	75	994	7.55	6.99	5.66
Rate of removable appliances per 100 fixed appliances - completed treatment (rolling 12 month period)	2	14	14.29	6.41	4.88
% of courses of treatment with removable appliances only - proposed treatment (rolling 12 month period)	13	518	2.5%	2.5%	2.1%
% of courses of treatment with removable appliances only - completed treatment (rolling 12 month period)	1	485	0.2%	1.8%	1.5%
% of patients satisfied with the treatment they have received (rolling 12 month period)	13	13	100.0%	95.6%	95.7%

\* Figures in italics indicate that the base number is less than 100.

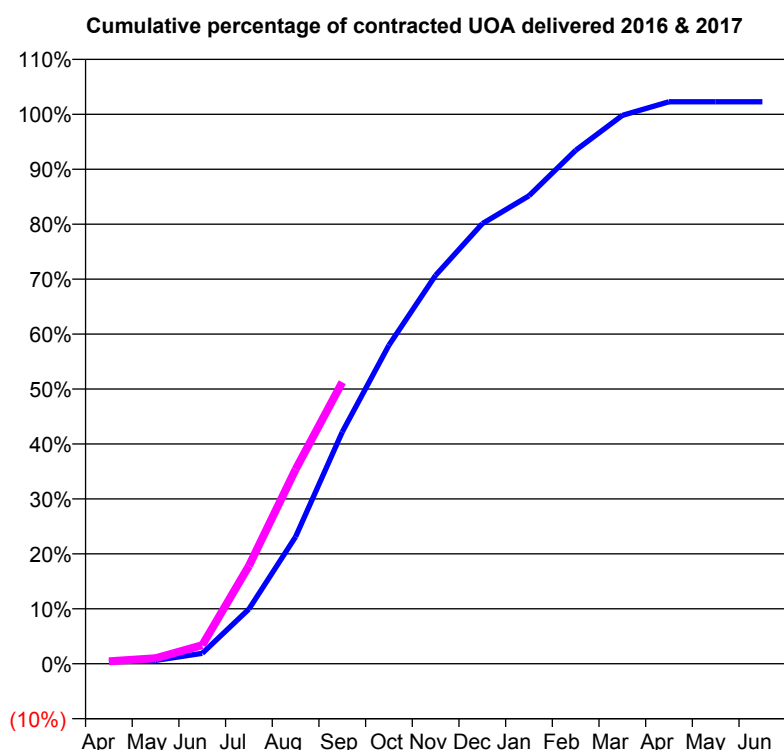
**Q53 - Vital Signs Orthodontic At a Glance Contract Report for 104337/0001 - September 2016**

Name or company name	Pinnacle Orthodontics Ltd
Contract type name	PDS Contract
Purpose of contract	Orthodontic
Contract start date	01/03/2015
Contract end date	31/03/2018

16/17 Contracted general activity (UDA)	0
Carry forward general activity (UDA)	0
16/17 Contracted orthodontic activity (UOA)	7,582
Carry forward orthodontic activity (UOA)	-5
Baseline contract value	£491,638.96

**ACCESS**

	Contract	England and Wales
24 month ratio of assessments to patient IDs	1.00	1.10

**ACTIVITY**


Month	Adjusted Scheduled Activity (UOA)	
	2016	2017
April	29	34
May	46	76
June	145	257
July	756	1,352
August	1,753	2,681
September	3,199	3,885
October	4,396	-
November	5,360	-
December	6,072	-
January	6,457	-
February	7,084	-
March	7,566	-
April	7,755	-
May	7,755	-
June	7,755	-

**QUALITY**

	Contract Quantity	Contract Base Number	Contract *	Region	England
% of all assessments that were assess and fit appliances (rolling 12 month period)	399	592	67.4%	53.0%	54.1%
% of all assessments that were assess and refuse (rolling 12 month period)	140	592	23.6%	11.7%	12.4%
% of all assessments that were assess and review (rolling 12 month period)	53	592	9.0%	35.3%	33.5%
% of terminated courses where treatment was abandoned or discontinued (rolling 12 month period)	35	362	9.7%	8.5%	7.2%
% of completed treatments indicating that PAR score was taken (year to date)	136	141	96.5%	58.7%	58.9%
Rate of removable appliances per 100 fixed appliances - proposed treatment (rolling 12 month period)	170	767	22.16	6.99	5.66
Rate of removable appliances per 100 fixed appliances - completed treatment (rolling 12 month period)	127	626	20.29	6.41	4.88
% of courses of treatment with removable appliances only - proposed treatment (rolling 12 month period)	8	399	2.0%	2.5%	2.1%
% of courses of treatment with removable appliances only - completed treatment (rolling 12 month period)	7	327	2.1%	1.8%	1.5%
% of patients satisfied with the treatment they have received (rolling 12 month period)	11	11	100.0%	95.6%	95.7%

\* Figures in italics indicate that the base number is less than 100.



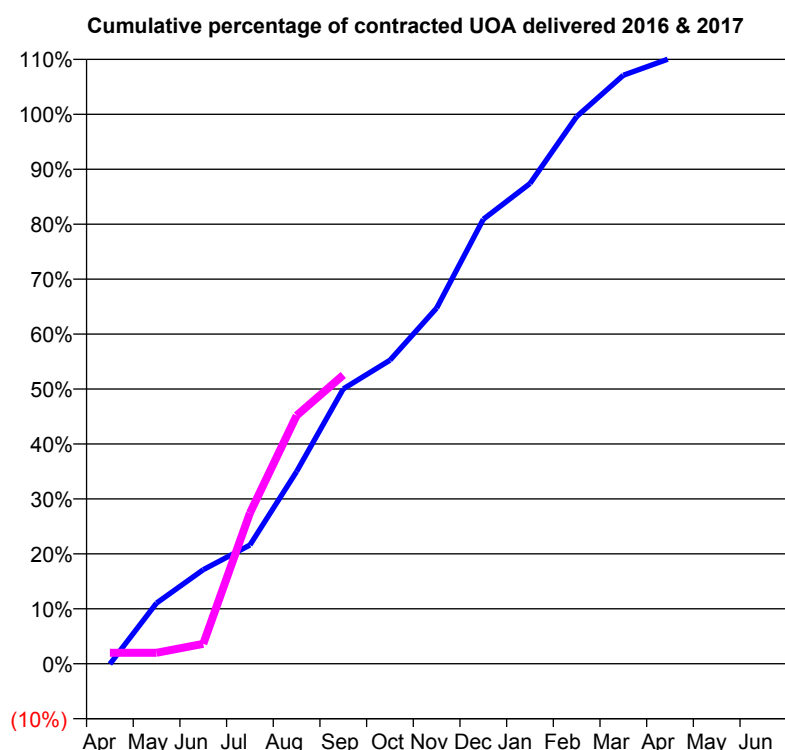
**Q53 - Vital Signs Orthodontic At a Glance Contract Report for 114960/0001 - September 2016**

Name or company name	Stratford Orthodontics Limited
Contract type name	PDS Contract
Purpose of contract	Orthodontic
Contract start date	01/08/2014
Contract end date	31/03/2018

16/17 Contracted general activity (UDA)	0
Carry forward general activity (UDA)	0
16/17 Contracted orthodontic activity (UOA)	12,500
Carry forward orthodontic activity (UOA)	-250
Baseline contract value	£810,611.81

**ACCESS**

	Contract	England and Wales
24 month ratio of assessments to patient IDs	1.09	1.10

**ACTIVITY**


Month	Adjusted Scheduled Activity (UOA)	
	2016	2017
April	-8	250
May	1,383	250
June	2,139	455
July	2,702	3,430
August	4,373	5,647
September	6,252	6,570
October	6,904	
November	8,091	
December	10,111	
January	10,925	
February	12,446	
March	13,387	
April	13,769	
May	13,769	
June	13,769	

**QUALITY**

	Contract Quantity	Contract Base Number	Contract *	Region	England
% of all assessments that were assess and fit appliances (rolling 12 month period)	652	1,341	48.6%	53.0%	54.1%
% of all assessments that were assess and refuse (rolling 12 month period)	2	1,341	0.1%	11.7%	12.4%
% of all assessments that were assess and review (rolling 12 month period)	687	1,341	51.2%	35.3%	33.5%
% of terminated courses where treatment was abandoned or discontinued (rolling 12 month period)	11	250	4.4%	8.5%	7.2%
% of completed treatments indicating that PAR score was taken (year to date)	125	137	91.2%	58.7%	58.9%
Rate of removable appliances per 100 fixed appliances - proposed treatment (rolling 12 month period)	64	1,231	5.20	6.99	5.66
Rate of removable appliances per 100 fixed appliances - completed treatment (rolling 12 month period)	32	419	7.64	6.41	4.88
% of courses of treatment with removable appliances only - proposed treatment (rolling 12 month period)	30	652	4.6%	2.5%	2.1%
% of courses of treatment with removable appliances only - completed treatment (rolling 12 month period)	26	239	10.9%	1.8%	1.5%
% of patients satisfied with the treatment they have received (rolling 12 month period)	10	10	100.0%	95.6%	95.7%

\* Figures in italics indicate that the base number is less than 100.

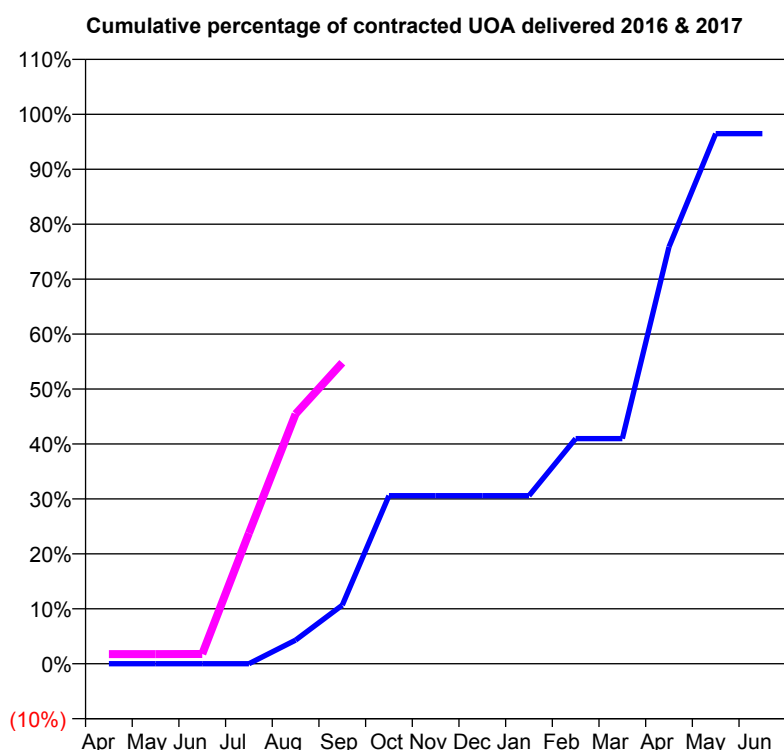
**Q53 - Vital Signs Orthodontic At a Glance Contract Report for 142034/0001 - September 2016**

Name or company name	Evesham Orthodontics Limited
Contract type name	PDS Contract
Purpose of contract	Orthodontic
Contract start date	01/06/2015
Contract end date	31/03/2018

16/17 Contracted general activity (UDA)	0
Carry forward general activity (UDA)	0
16/17 Contracted orthodontic activity (UOA)	2,452
Carry forward orthodontic activity (UOA)	-43
Baseline contract value	£150,065.92

**ACCESS**

	Contract	England and Wales
24 month ratio of assessments to patient IDs	1.02	1.10

**ACTIVITY**


Month	Adjusted Scheduled Activity (UOA)	
	2016	2017
April	0	43
May	0	43
June	0	44
July	0	583
August	88	1,115
September	218	1,343
October	625	
November	625	
December	625	
January	625	
February	837	
March	837	
April	1,550	
May	1,971	
June	1,971	

**QUALITY**

	Contract Quantity	Contract Base Number	Contract *	Region	England
% of all assessments that were assess and fit appliances (rolling 12 month period)	145	255	56.9%	53.0%	54.1%
% of all assessments that were assess and refuse (rolling 12 month period)	2	255	0.8%	11.7%	12.4%
% of all assessments that were assess and review (rolling 12 month period)	108	255	42.4%	35.3%	33.5%
% of terminated courses where treatment was abandoned or discontinued (rolling 12 month period)	1	12	8.3%	8.5%	7.2%
% of completed treatments indicating that PAR score was taken (year to date)	2	10	20.0%	58.7%	58.9%
Rate of removable appliances per 100 fixed appliances - proposed treatment (rolling 12 month period)	20	253	7.91	6.99	5.66
Rate of removable appliances per 100 fixed appliances - completed treatment (rolling 12 month period)	0	1	0.00	6.41	4.88
% of courses of treatment with removable appliances only - proposed treatment (rolling 12 month period)	7	145	4.8%	2.5%	2.1%
% of courses of treatment with removable appliances only - completed treatment (rolling 12 month period)	0	11	0.0%	1.8%	1.5%
% of patients satisfied with the treatment they have received (rolling 12 month period)	2	2	100.0%	95.6%	95.7%

\* Figures in italics indicate that the base number is less than 100.

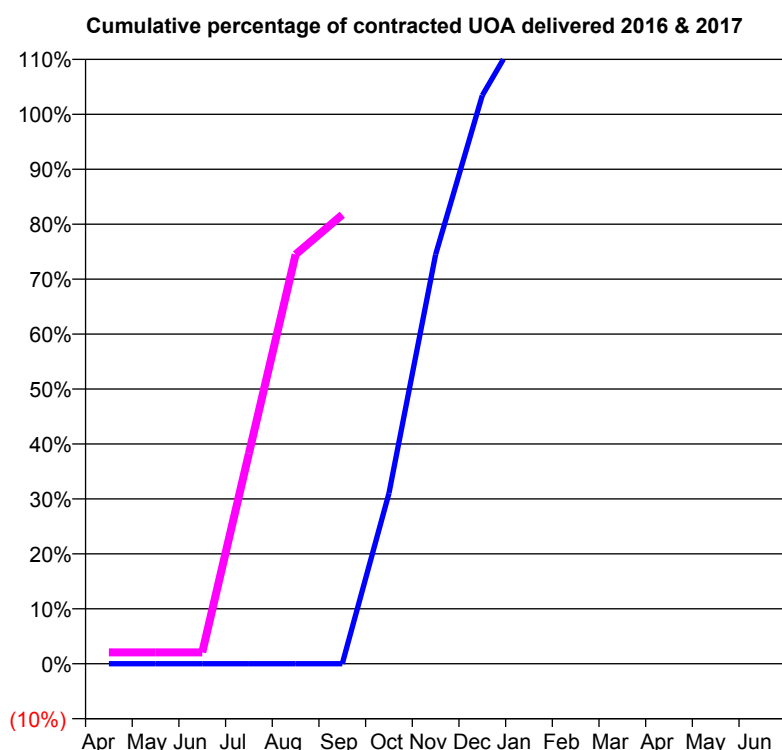
**Q53 - Vital Signs Orthodontic At a Glance Contract Report for 143502/0001 - September 2016**

Name or company name	Light Lane Dental Practice
Contract type name	GDS Contract
Purpose of contract	General and Orthodontic
Contract start date	01/10/2015
Contract end date	

16/17 Contracted general activity (UDA)	22,006
Carry forward general activity (UDA)	0
16/17 Contracted orthodontic activity (UOA)	290
Carry forward orthodontic activity (UOA)	-6
Baseline contract value	£609,958.63

**ACCESS**

	Contract	England and Wales
24 month ratio of assessments to patient IDs	1.09	1.10

**ACTIVITY**


Month	Adjusted Scheduled Activity (UOA)	
	2016	2017
April	0	6
May	0	6
June	0	6
July	0	111
August	0	216
September	0	237
October	45	
November	108	
December	150	
January	171	
February	192	
March	213	
April	213	
May	213	
June	213	

**QUALITY**

	Contract Quantity	Contract Base Number	Contract *	Region	England
% of all assessments that were assess and fit appliances (rolling 12 month period)	21	24	87.5%	53.0%	54.1%
% of all assessments that were assess and refuse (rolling 12 month period)	2	24	8.3%	11.7%	12.4%
% of all assessments that were assess and review (rolling 12 month period)	1	24	4.2%	35.3%	33.5%
% of terminated courses where treatment was abandoned or discontinued (rolling 12 month period)	0	0	N/A	8.5%	7.2%
% of completed treatments indicating that PAR score was taken (year to date)	0	0	N/A	58.7%	58.9%
Rate of removable appliances per 100 fixed appliances - proposed treatment (rolling 12 month period)	0	36	0.00	6.99	5.66
Rate of removable appliances per 100 fixed appliances - completed treatment (rolling 12 month period)	0	0	N/A	6.41	4.88
% of courses of treatment with removable appliances only - proposed treatment (rolling 12 month period)	0	21	0.0%	2.5%	2.1%
% of courses of treatment with removable appliances only - completed treatment (rolling 12 month period)	0	0	N/A	1.8%	1.5%
% of patients satisfied with the treatment they have received (rolling 12 month period)	0	0	N/A	95.6%	95.7%

\* Figures in italics indicate that the base number is less than 100.

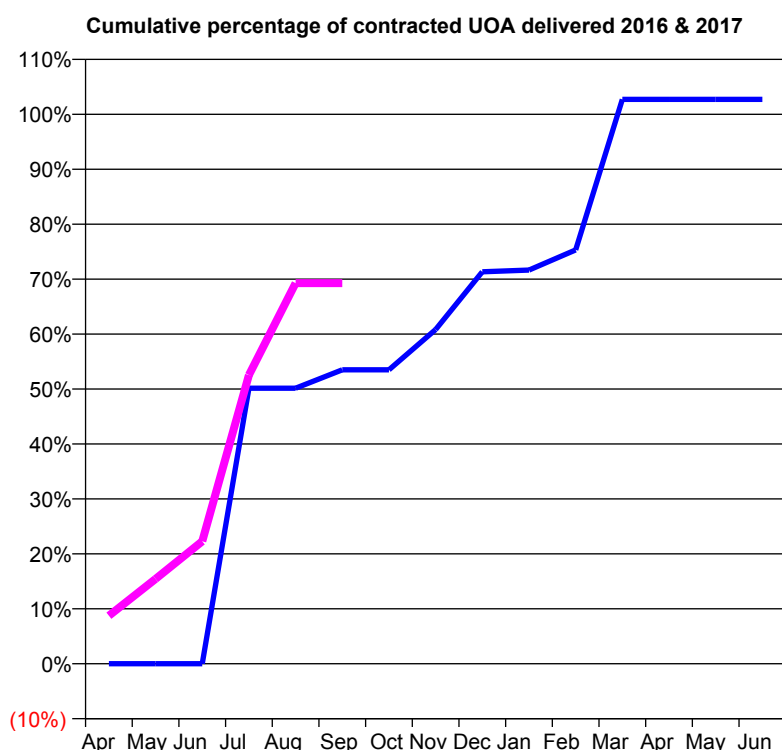
**Q53 - Vital Signs Orthodontic At a Glance Contract Report for 150312/0001 - September 2016**

Name or company name	Dorset House Dental
Contract type name	GDS Contract
Purpose of contract	General and Orthodontic
Contract start date	01/04/2015
Contract end date	

16/17 Contracted general activity (UDA)	21,588
Carry forward general activity (UDA)	121
16/17 Contracted orthodontic activity (UOA)	628
Carry forward orthodontic activity (UOA)	-13
Baseline contract value	£689,694.44

**ACCESS**

	Contract	England and Wales
24 month ratio of assessments to patient IDs	1.01	1.10

**ACTIVITY**


Month	Adjusted Scheduled Activity (UOA)	
	2016	2017
April	0	55
May	0	97
June	0	140
July	315	330
August	315	435
September	336	435
October	336	
November	382	
December	448	
January	450	
February	473	
March	645	
April	645	
May	645	
June	645	

**QUALITY**

	Contract Quantity	Contract Base Number	Contract *	Region	England
% of all assessments that were assess and fit appliances (rolling 12 month period)	35	52	67.3%	53.0%	54.1%
% of all assessments that were assess and refuse (rolling 12 month period)	8	52	15.4%	11.7%	12.4%
% of all assessments that were assess and review (rolling 12 month period)	9	52	17.3%	35.3%	33.5%
% of terminated courses where treatment was abandoned or discontinued (rolling 12 month period)	1	19	5.3%	8.5%	7.2%
% of completed treatments indicating that PAR score was taken (year to date)	16	16	100.0%	58.7%	58.9%
Rate of removable appliances per 100 fixed appliances - proposed treatment (rolling 12 month period)	8	24	33.33	6.99	5.66
Rate of removable appliances per 100 fixed appliances - completed treatment (rolling 12 month period)	3	23	13.04	6.41	4.88
% of courses of treatment with removable appliances only - proposed treatment (rolling 12 month period)	5	35	14.3%	2.5%	2.1%
% of courses of treatment with removable appliances only - completed treatment (rolling 12 month period)	0	18	0.0%	1.8%	1.5%
% of patients satisfied with the treatment they have received (rolling 12 month period)	1	1	100.0%	95.6%	95.7%

\* Figures in italics indicate that the base number is less than 100.

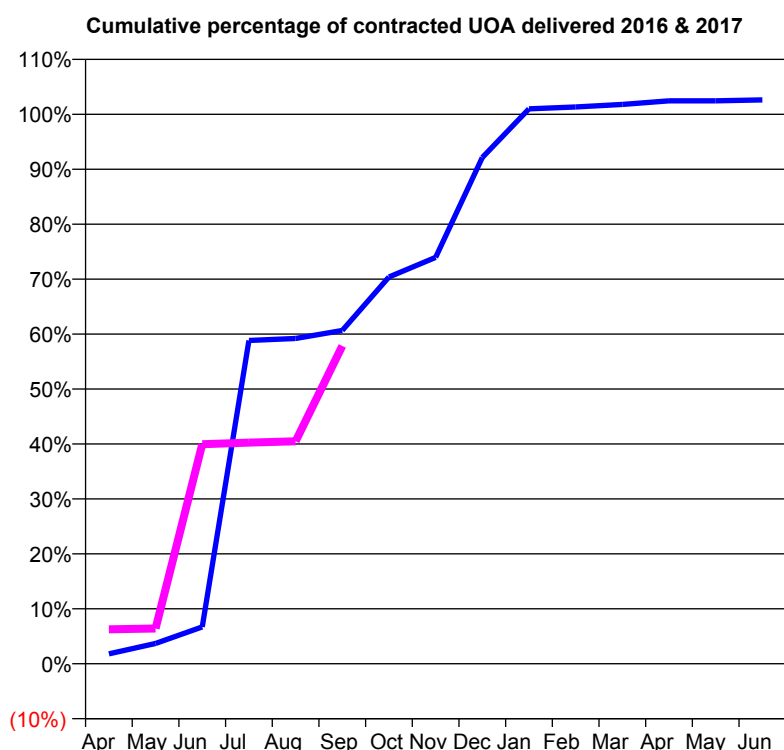
**Q53 - Vital Signs Orthodontic At a Glance Contract Report for 171212/0001 - September 2016**

Name or company name	Castle Quay (Hereford) Limited
Contract type name	PDS Contract
Purpose of contract	Orthodontic
Contract start date	01/09/2012
Contract end date	31/03/2018

16/17 Contracted general activity (UDA)	0
Carry forward general activity (UDA)	0
16/17 Contracted orthodontic activity (UOA)	12,348
Carry forward orthodontic activity (UOA)	-240
Baseline contract value	£812,525.63

**ACCESS**

	Contract	England and Wales
24 month ratio of assessments to patient IDs	1.07	1.10

**ACTIVITY**


Month	Adjusted Scheduled Activity (UOA)	
	2016	2017
April	222	774
May	456	794
June	829	4,933
July	7,266	4,970
August	7,311	5,000
September	7,491	7,142
October	8,693	
November	9,132	
December	11,377	
January	12,470	
February	12,511	
March	12,568	
April	12,650	
May	12,650	
June	12,672	

**QUALITY**

	Contract Quantity	Contract Base Number	Contract *	Region	England
% of all assessments that were assess and fit appliances (rolling 12 month period)	565	975	57.9%	53.0%	54.1%
% of all assessments that were assess and refuse (rolling 12 month period)	181	975	18.6%	11.7%	12.4%
% of all assessments that were assess and review (rolling 12 month period)	229	975	23.5%	35.3%	33.5%
% of terminated courses where treatment was abandoned or discontinued (rolling 12 month period)	41	365	11.2%	8.5%	7.2%
% of completed treatments indicating that PAR score was taken (year to date)	0	132	0.0%	58.7%	58.9%
Rate of removable appliances per 100 fixed appliances - proposed treatment (rolling 12 month period)	118	952	12.39	6.99	5.66
Rate of removable appliances per 100 fixed appliances - completed treatment (rolling 12 month period)	67	590	11.36	6.41	4.88
% of courses of treatment with removable appliances only - proposed treatment (rolling 12 month period)	23	565	4.1%	2.5%	2.1%
% of courses of treatment with removable appliances only - completed treatment (rolling 12 month period)	17	324	5.2%	1.8%	1.5%
% of patients satisfied with the treatment they have received (rolling 12 month period)	4	4	100.0%	95.6%	95.7%

\* Figures in italics indicate that the base number is less than 100.

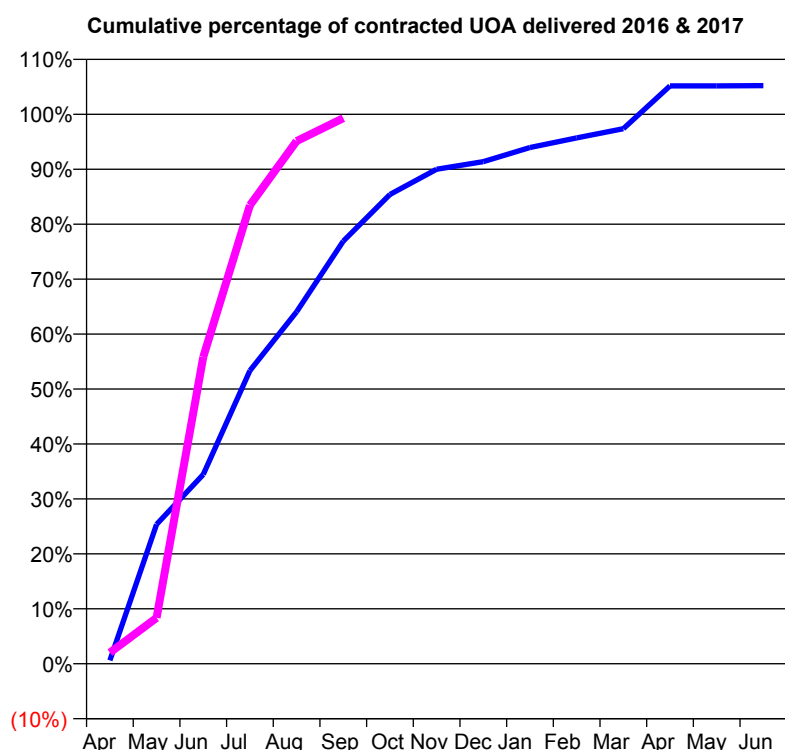
**Q53 - Vital Signs Orthodontic At a Glance Contract Report for 174416/0001 - September 2016**

Name or company name	Trinity Gate Ltd.
Contract type name	PDS Contract
Purpose of contract	Orthodontic
Contract start date	01/06/2012
Contract end date	31/03/2018

16/17 Contracted general activity (UDA)	0
Carry forward general activity (UDA)	0
16/17 Contracted orthodontic activity (UOA)	4,097
Carry forward orthodontic activity (UOA)	-82
Baseline contract value	£265,881.35

**ACCESS**

	Contract	England and Wales
24 month ratio of assessments to patient IDs	1.14	1.10

**ACTIVITY**


Month	Adjusted Scheduled Activity (UOA)	
	2016	2017
April	25	83
May	1,039	343
June	1,411	2,287
July	2,186	3,419
August	2,624	3,897
September	3,151	4,068
October	3,499	
November	3,687	
December	3,744	
January	3,849	
February	3,921	
March	3,989	
April	4,308	
May	4,308	
June	4,310	

**QUALITY**

	Contract Quantity	Contract Base Number	Contract *	Region	England
% of all assessments that were assess and fit appliances (rolling 12 month period)	239	455	52.5%	53.0%	54.1%
% of all assessments that were assess and refuse (rolling 12 month period)	75	455	16.5%	11.7%	12.4%
% of all assessments that were assess and review (rolling 12 month period)	141	455	31.0%	35.3%	33.5%
% of terminated courses where treatment was abandoned or discontinued (rolling 12 month period)	10	123	8.1%	8.5%	7.2%
% of completed treatments indicating that PAR score was taken (year to date)	40	42	95.2%	58.7%	58.9%
Rate of removable appliances per 100 fixed appliances - proposed treatment (rolling 12 month period)	49	309	15.86	6.99	5.66
Rate of removable appliances per 100 fixed appliances - completed treatment (rolling 12 month period)	22	174	12.64	6.41	4.88
% of courses of treatment with removable appliances only - proposed treatment (rolling 12 month period)	48	239	20.1%	2.5%	2.1%
% of courses of treatment with removable appliances only - completed treatment (rolling 12 month period)	9	113	8.0%	1.8%	1.5%
% of patients satisfied with the treatment they have received (rolling 12 month period)	10	10	100.0%	95.6%	95.7%

\* Figures in italics indicate that the base number is less than 100.

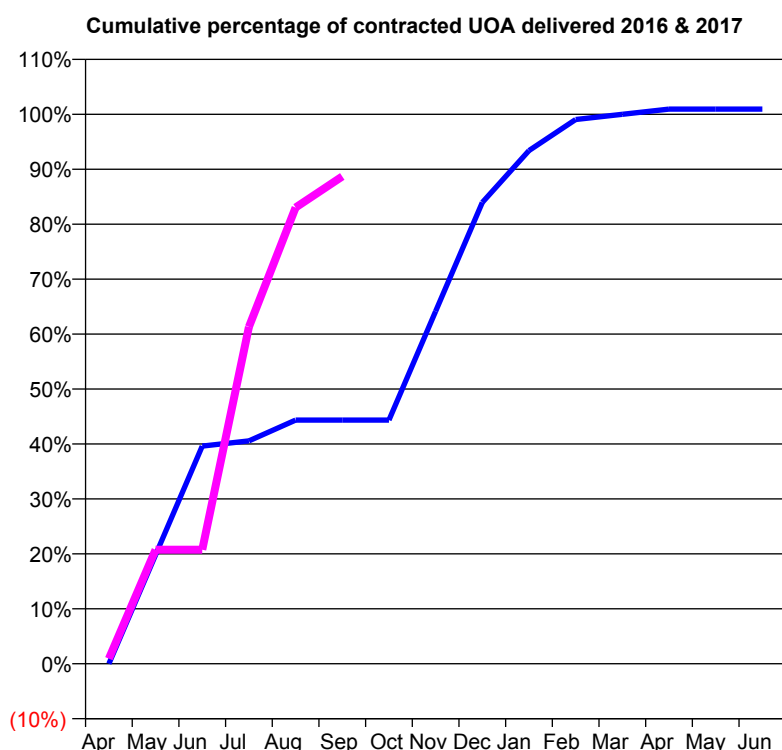
**Q53 - Vital Signs Orthodontic At a Glance Contract Report for 179531/0001 - September 2016**

Name or company name	Mr & Mrs Parvis
Contract type name	GDS Contract
Purpose of contract	General and Orthodontic
Contract start date	01/07/2013
Contract end date	

16/17 Contracted general activity (UDA)	14,510
Carry forward general activity (UDA)	-53
16/17 Contracted orthodontic activity (UOA)	106
Carry forward orthodontic activity (UOA)	-1
Baseline contract value	£361,644.60

**ACCESS**

	Contract	England and Wales
24 month ratio of assessments to patient IDs	1.13	1.10

**ACTIVITY**


Month	Adjusted Scheduled Activity (UOA)	
	2016	2017
April	0	1
May	21	22
June	42	22
July	43	65
August	47	88
September	47	94
October	47	
November	68	
December	89	
January	99	
February	105	
March	106	
April	107	
May	107	
June	107	

**QUALITY**

	Contract Quantity	Contract Base Number	Contract *	Region	England
% of all assessments that were assess and fit appliances (rolling 12 month period)	6	33	18.2%	53.0%	54.1%
% of all assessments that were assess and refuse (rolling 12 month period)	3	33	9.1%	11.7%	12.4%
% of all assessments that were assess and review (rolling 12 month period)	24	33	72.7%	35.3%	33.5%
% of terminated courses where treatment was abandoned or discontinued (rolling 12 month period)	1	4	25.0%	8.5%	7.2%
% of completed treatments indicating that PAR score was taken (year to date)	2	2	100.0%	58.7%	58.9%
Rate of removable appliances per 100 fixed appliances - proposed treatment (rolling 12 month period)	2	9	22.22	6.99	5.66
Rate of removable appliances per 100 fixed appliances - completed treatment (rolling 12 month period)	0	1	0.00	6.41	4.88
% of courses of treatment with removable appliances only - proposed treatment (rolling 12 month period)	1	6	16.7%	2.5%	2.1%
% of courses of treatment with removable appliances only - completed treatment (rolling 12 month period)	0	3	0.0%	1.8%	1.5%
% of patients satisfied with the treatment they have received (rolling 12 month period)	0	0	N/A	95.6%	95.7%

\* Figures in italics indicate that the base number is less than 100.

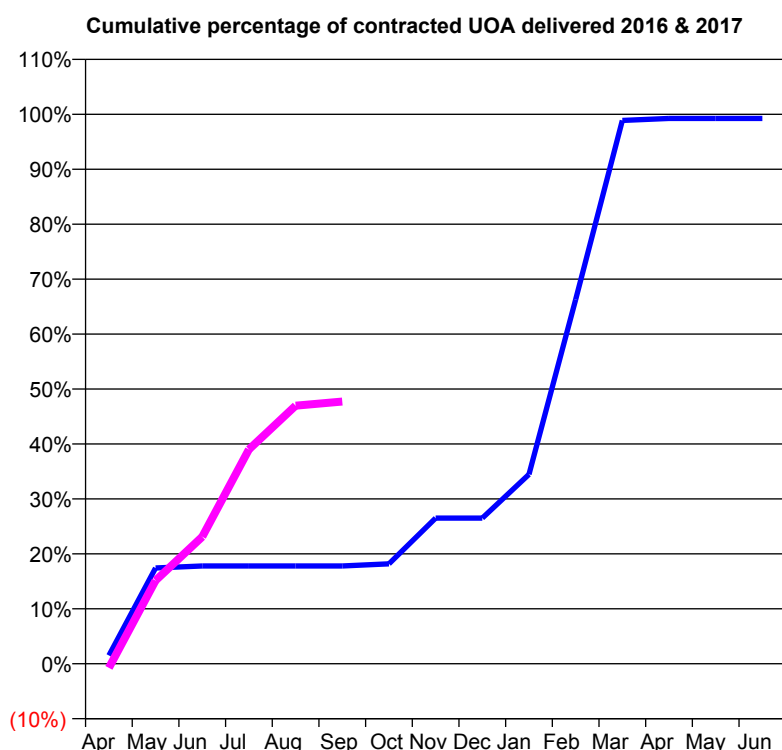
**Q53 - Vital Signs Orthodontic At a Glance Contract Report for 179531/0002 - September 2016**

Name or company name	Mr & Mrs Parvis
Contract type name	GDS Contract
Purpose of contract	General and Orthodontic
Contract start date	01/07/2013
Contract end date	

16/17 Contracted general activity (UDA)	16,334
Carry forward general activity (UDA)	-291
16/17 Contracted orthodontic activity (UOA)	264
Carry forward orthodontic activity (UOA)	2
Baseline contract value	£428,316.79

**ACCESS**

	Contract	England and Wales
24 month ratio of assessments to patient IDs	1.20	1.10

**ACTIVITY**


Month	Adjusted Scheduled Activity (UOA)	
	2016	2017
April	4	-2
May	46	40
June	47	61
July	47	103
August	47	124
September	47	126
October	48	
November	70	
December	70	
January	91	
February	175	
March	261	
April	262	
May	262	
June	262	

**QUALITY**

	Contract Quantity	Contract Base Number	Contract *	Region	England
% of all assessments that were assess and fit appliances (rolling 12 month period)	16	23	69.6%	53.0%	54.1%
% of all assessments that were assess and refuse (rolling 12 month period)	1	23	4.3%	11.7%	12.4%
% of all assessments that were assess and review (rolling 12 month period)	6	23	26.1%	35.3%	33.5%
% of terminated courses where treatment was abandoned or discontinued (rolling 12 month period)	0	8	0.0%	8.5%	7.2%
% of completed treatments indicating that PAR score was taken (year to date)	3	4	75.0%	58.7%	58.9%
Rate of removable appliances per 100 fixed appliances - proposed treatment (rolling 12 month period)	2	21	9.52	6.99	5.66
Rate of removable appliances per 100 fixed appliances - completed treatment (rolling 12 month period)	3	8	37.50	6.41	4.88
% of courses of treatment with removable appliances only - proposed treatment (rolling 12 month period)	2	16	12.5%	2.5%	2.1%
% of courses of treatment with removable appliances only - completed treatment (rolling 12 month period)	0	8	0.0%	1.8%	1.5%
% of patients satisfied with the treatment they have received (rolling 12 month period)	0	0	N/A	95.6%	95.7%

\* Figures in italics indicate that the base number is less than 100.



**Q53 - Vital Signs Orthodontic At a Glance Contract Report for 188891/0001 - September 2016**

Name or company name	Coventry Community Dental Services	16/17 Contracted general activity (UDA)	0
Contract type name	PDS Contract	Carry forward general activity (UDA)	0
Purpose of contract	General	16/17 Contracted orthodontic activity (UOA)	0
Contract start date	01/10/2006	Carry forward orthodontic activity (UOA)	0
Contract end date	31/03/2017	Baseline contract value	£0.00

**ACCESS**

	Contract	England and Wales
24 month ratio of assessments to patient IDs	1.32	1.10

**ACTIVITY**


Month	Adjusted Scheduled Activity (UOA)	
	2016	2017
April	4	6
May	176	9
June	269	80
July	510	219
August	574	491
September	790	617
October	900	
November	1,051	
December	1,138	
January	1,166	
February	1,285	
March	1,285	
April	1,352	
May	1,352	
June	1,352	

**QUALITY**

	Contract Quantity	Contract Base Number	Contract *	Region	England
% of all assessments that were assess and fit appliances (rolling 12 month period)	81	152	53.3%	53.0%	54.1%
% of all assessments that were assess and refuse (rolling 12 month period)	0	152	0.0%	11.7%	12.4%
% of all assessments that were assess and review (rolling 12 month period)	71	152	46.7%	35.3%	33.5%
% of terminated courses where treatment was abandoned or discontinued (rolling 12 month period)	6	57	10.5%	8.5%	7.2%
% of completed treatments indicating that PAR score was taken (year to date)	26	27	96.3%	58.7%	58.9%
Rate of removable appliances per 100 fixed appliances - proposed treatment (rolling 12 month period)	23	135	17.04	6.99	5.66
Rate of removable appliances per 100 fixed appliances - completed treatment (rolling 12 month period)	16	94	17.02	6.41	4.88
% of courses of treatment with removable appliances only - proposed treatment (rolling 12 month period)	4	81	4.9%	2.5%	2.1%
% of courses of treatment with removable appliances only - completed treatment (rolling 12 month period)	0	51	0.0%	1.8%	1.5%
% of patients satisfied with the treatment they have received (rolling 12 month period)	0	0	N/A	95.6%	95.7%

\* Figures in italics indicate that the base number is less than 100.

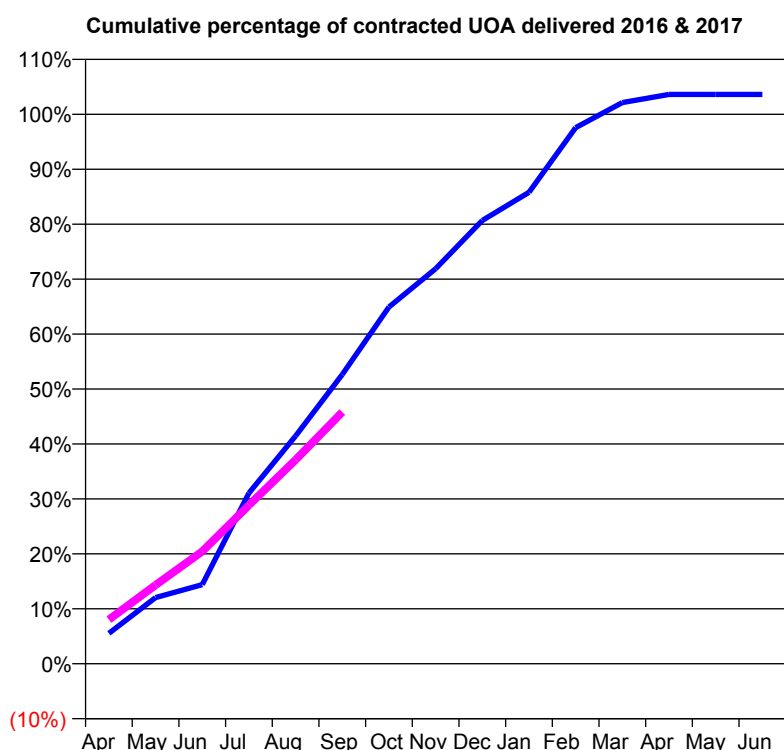
**Q53 - Vital Signs Orthodontic At a Glance Contract Report for 193143/0002 - September 2016**

Name or company name	Mark Forty and Christiane Louise Scanlan
Contract type name	PDS Contract
Purpose of contract	Orthodontic
Contract start date	01/06/2007
Contract end date	31/03/2018

16/17 Contracted general activity (UDA)	0
Carry forward general activity (UDA)	0
16/17 Contracted orthodontic activity (UOA)	6,467
Carry forward orthodontic activity (UOA)	-20
Baseline contract value	£419,275.54

**ACCESS**

	Contract	England and Wales
24 month ratio of assessments to patient IDs	1.17	1.10

**ACTIVITY**


Month	Adjusted Scheduled Activity (UOA)	
	2016	2017
April	358	520
May	779	927
June	932	1,322
July	2,009	1,867
August	2,681	2,401
September	3,405	2,962
October	4,199	
November	4,649	
December	5,218	
January	5,548	
February	6,310	
March	6,604	
April	6,701	
May	6,701	
June	6,701	

**QUALITY**

	Contract Quantity	Contract Base Number	Contract *	Region	England
% of all assessments that were assess and fit appliances (rolling 12 month period)	277	889	31.2%	53.0%	54.1%
% of all assessments that were assess and refuse (rolling 12 month period)	108	889	12.1%	11.7%	12.4%
% of all assessments that were assess and review (rolling 12 month period)	504	889	56.7%	35.3%	33.5%
% of terminated courses where treatment was abandoned or discontinued (rolling 12 month period)	21	246	8.5%	8.5%	7.2%
% of completed treatments indicating that PAR score was taken (year to date)	88	106	83.0%	58.7%	58.9%
Rate of removable appliances per 100 fixed appliances - proposed treatment (rolling 12 month period)	6	518	1.16	6.99	5.66
Rate of removable appliances per 100 fixed appliances - completed treatment (rolling 12 month period)	25	415	6.02	6.41	4.88
% of courses of treatment with removable appliances only - proposed treatment (rolling 12 month period)	6	277	2.2%	2.5%	2.1%
% of courses of treatment with removable appliances only - completed treatment (rolling 12 month period)	8	225	3.6%	1.8%	1.5%
% of patients satisfied with the treatment they have received (rolling 12 month period)	11	11	100.0%	95.6%	95.7%

\* Figures in italics indicate that the base number is less than 100.

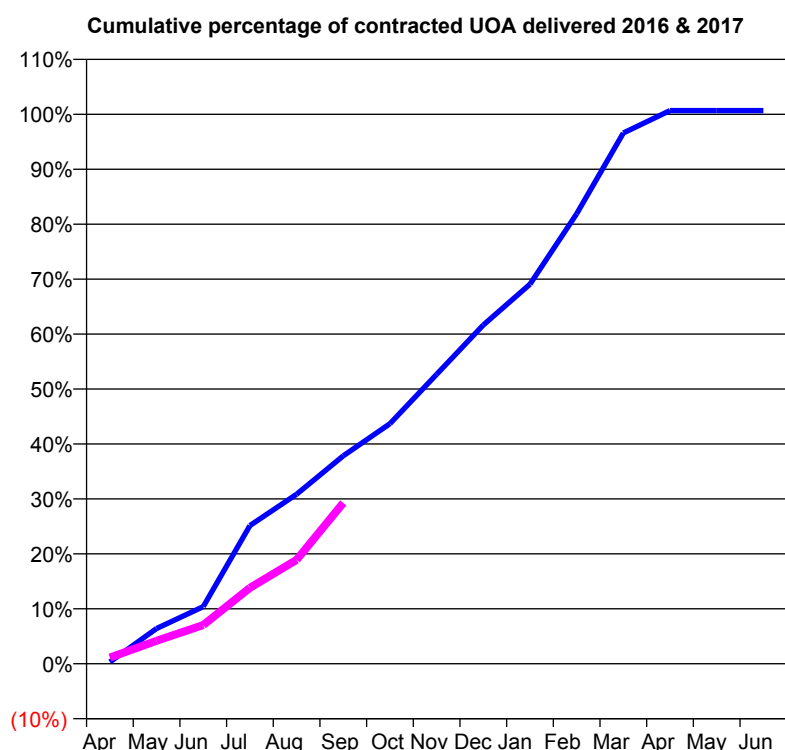
**Q53 - Vital Signs Orthodontic At a Glance Contract Report for 198641/0001 - September 2016**

Name or company name	Pinnacle Orthodontics
Contract type name	PDS Contract
Purpose of contract	Orthodontic
Contract start date	01/10/2012
Contract end date	31/03/2018

16/17 Contracted general activity (UDA)	0
Carry forward general activity (UDA)	0
16/17 Contracted orthodontic activity (UOA)	16,512
Carry forward orthodontic activity (UOA)	-17
Baseline contract value	£1,108,515.41

**ACCESS**

	Contract	England and Wales
24 month ratio of assessments to patient IDs	1.03	1.10

**ACTIVITY**


Month	Adjusted Scheduled Activity (UOA)	
	2016	2017
April	53	188
May	1,061	691
June	1,716	1,165
July	4,154	2,283
August	5,096	3,122
September	6,248	4,836
October	7,214	
November	8,697	
December	10,181	
January	11,406	
February	13,521	
March	15,948	
April	16,623	
May	16,623	
June	16,623	

**QUALITY**

	Contract Quantity	Contract Base Number	Contract *	Region	England
% of all assessments that were assess and fit appliances (rolling 12 month period)	718	970	74.0%	53.0%	54.1%
% of all assessments that were assess and refuse (rolling 12 month period)	27	970	2.8%	11.7%	12.4%
% of all assessments that were assess and review (rolling 12 month period)	225	970	23.2%	35.3%	33.5%
% of terminated courses where treatment was abandoned or discontinued (rolling 12 month period)	24	648	3.7%	8.5%	7.2%
% of completed treatments indicating that PAR score was taken (year to date)	151	293	51.5%	58.7%	58.9%
Rate of removable appliances per 100 fixed appliances - proposed treatment (rolling 12 month period)	343	1,371	25.02	6.99	5.66
Rate of removable appliances per 100 fixed appliances - completed treatment (rolling 12 month period)	271	1,225	22.12	6.41	4.88
% of courses of treatment with removable appliances only - proposed treatment (rolling 12 month period)	9	718	1.3%	2.5%	2.1%
% of courses of treatment with removable appliances only - completed treatment (rolling 12 month period)	3	624	0.5%	1.8%	1.5%
% of patients satisfied with the treatment they have received (rolling 12 month period)	8	9	88.9%	95.6%	95.7%

\* Figures in italics indicate that the base number is less than 100.

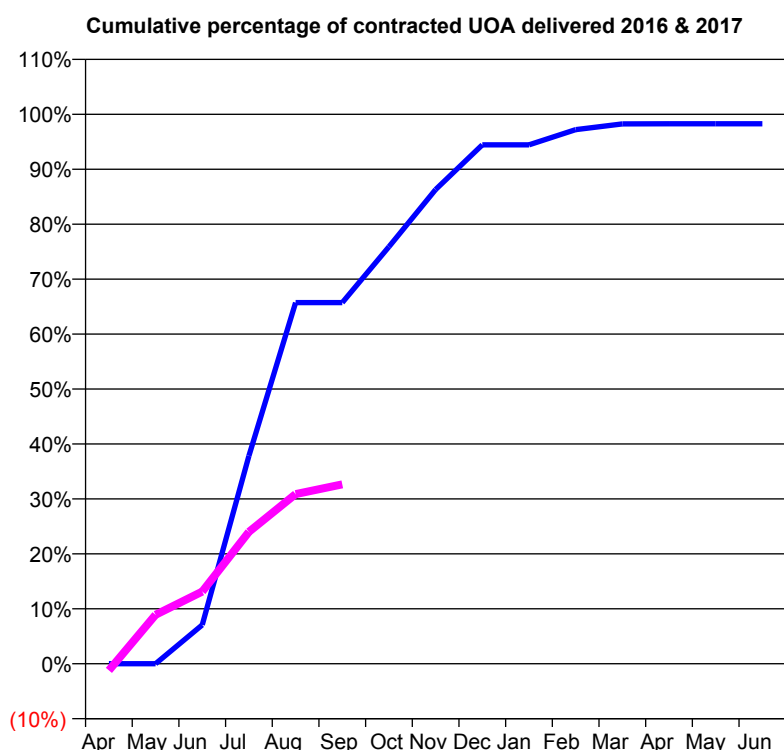
**Q53 - Vital Signs Orthodontic At a Glance Contract Report for 239984/0001 - September 2016**

Name or company name	MISS B KAINTH
Contract type name	PDS Contract
Purpose of contract	Orthodontic
Contract start date	01/04/2006
Contract end date	31/03/2018

16/17 Contracted general activity (UDA)	0
Carry forward general activity (UDA)	0
16/17 Contracted orthodontic activity (UOA)	2,716
Carry forward orthodontic activity (UOA)	47
Baseline contract value	£176,132.63

**ACCESS**

	Contract	England and Wales
24 month ratio of assessments to patient IDs	1.06	1.10

**ACTIVITY**


Month	Adjusted Scheduled Activity (UOA)	
	2016	2017
April	0	-33
May	0	242
June	192	357
July	1,028	652
August	1,785	839
September	1,785	887
October	2,061	
November	2,344	
December	2,565	
January	2,565	
February	2,640	
March	2,668	
April	2,669	
May	2,669	
June	2,669	

**QUALITY**

	Contract Quantity	Contract Base Number	Contract *	Region	England
% of all assessments that were assess and fit appliances (rolling 12 month period)	82	248	33.1%	53.0%	54.1%
% of all assessments that were assess and refuse (rolling 12 month period)	47	248	19.0%	11.7%	12.4%
% of all assessments that were assess and review (rolling 12 month period)	119	248	48.0%	35.3%	33.5%
% of terminated courses where treatment was abandoned or discontinued (rolling 12 month period)	28	183	15.3%	8.5%	7.2%
% of completed treatments indicating that PAR score was taken (year to date)	50	54	92.6%	58.7%	58.9%
Rate of removable appliances per 100 fixed appliances - proposed treatment (rolling 12 month period)	40	150	26.67	6.99	5.66
Rate of removable appliances per 100 fixed appliances - completed treatment (rolling 12 month period)	0	0	N/A	6.41	4.88
% of courses of treatment with removable appliances only - proposed treatment (rolling 12 month period)	3	82	3.7%	2.5%	2.1%
% of courses of treatment with removable appliances only - completed treatment (rolling 12 month period)	0	155	0.0%	1.8%	1.5%
% of patients satisfied with the treatment they have received (rolling 12 month period)	1	1	100.0%	95.6%	95.7%

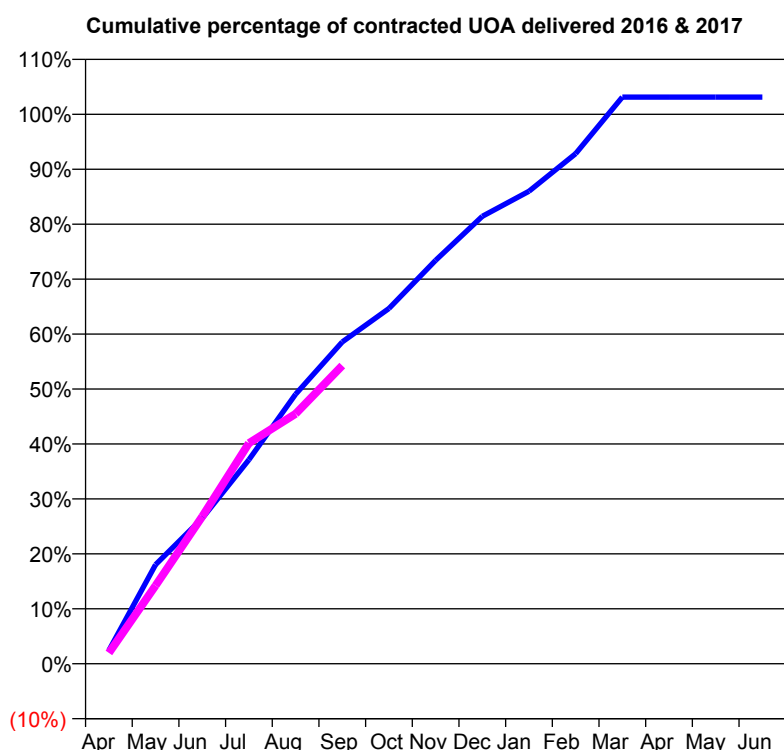
\* Figures in italics indicate that the base number is less than 100.

**Q53 - Vital Signs Orthodontic At a Glance Contract Report for 243868/0006 - September 2016**

Name or company name	MRS CM BARRS
Contract type name	PDS Contract
Purpose of contract	Orthodontic
Contract start date	01/04/2007
Contract end date	31/03/2018

16/17 Contracted general activity (UDA)	0
Carry forward general activity (UDA)	0
16/17 Contracted orthodontic activity (UOA)	5,516
Carry forward orthodontic activity (UOA)	-4
Baseline contract value	£357,712.43

ACCESS	Contract	England and Wales
24 month ratio of assessments to patient IDs	1.02	1.10

**ACTIVITY**


Month	Adjusted Scheduled Activity (UOA)	
	2016	2017
April	134	109
May	995	785
June	1,461	1,478
July	2,049	2,215
August	2,706	2,509
September	3,231	2,994
October	3,567	
November	4,050	
December	4,491	
January	4,743	
February	5,121	
March	5,688	
April	5,688	
May	5,688	
June	5,688	

QUALITY	Contract Quantity	Contract Base Number	Contract *	Region	England
% of all assessments that were assess and fit appliances (rolling 12 month period)	260	260	100.0%	53.0%	54.1%
% of all assessments that were assess and refuse (rolling 12 month period)	0	260	0.0%	11.7%	12.4%
% of all assessments that were assess and review (rolling 12 month period)	0	260	0.0%	35.3%	33.5%
% of terminated courses where treatment was abandoned or discontinued (rolling 12 month period)	11	220	5.0%	8.5%	7.2%
% of completed treatments indicating that PAR score was taken (year to date)	70	107	65.4%	58.7%	58.9%
Rate of removable appliances per 100 fixed appliances - proposed treatment (rolling 12 month period)	35	290	12.07	6.99	5.66
Rate of removable appliances per 100 fixed appliances - completed treatment (rolling 12 month period)	0	4	0.00	6.41	4.88
% of courses of treatment with removable appliances only - proposed treatment (rolling 12 month period)	1	260	0.4%	2.5%	2.1%
% of courses of treatment with removable appliances only - completed treatment (rolling 12 month period)	0	209	0.0%	1.8%	1.5%
% of patients satisfied with the treatment they have received (rolling 12 month period)	8	8	100.0%	95.6%	95.7%

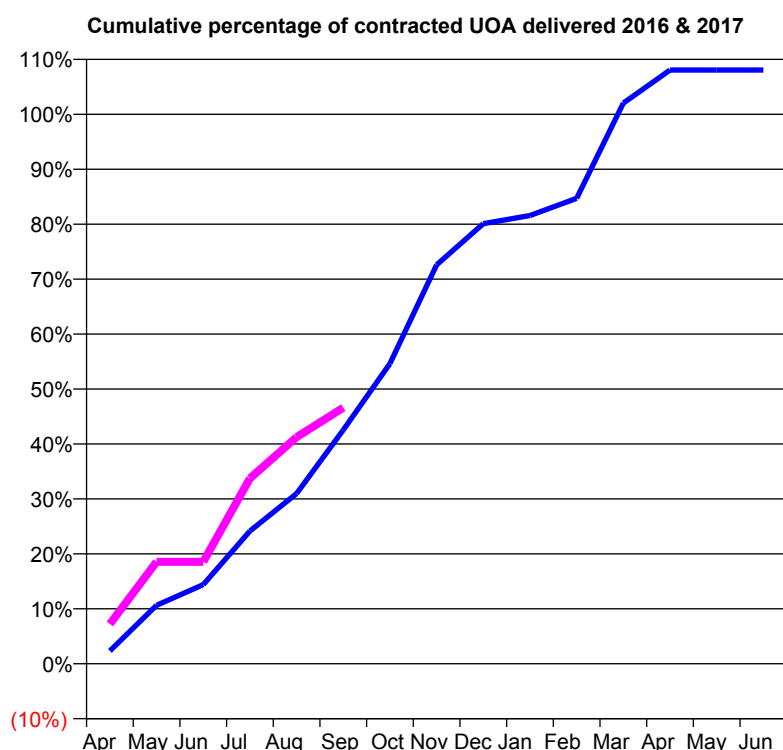
\* Figures in italics indicate that the base number is less than 100.

**Q53 - Vital Signs Orthodontic At a Glance Contract Report for 243868/0009 - September 2016**

Name or company name	MRS CM BARRS	16/17 Contracted general activity (UDA)	0
Contract type name	PDS Contract	Carry forward general activity (UDA)	0
Purpose of contract	Orthodontic	16/17 Contracted orthodontic activity (UOA)	2,818
Contract start date	01/10/2008	Carry forward orthodontic activity (UOA)	-56
Contract end date	31/03/2018	Baseline contract value	£182,747.22

**ACCESS**

	Contract	England and Wales
24 month ratio of assessments to patient IDs	1.02	1.10

**ACTIVITY**


Month	Adjusted Scheduled Activity (UOA)	
	2016	2017
April	66	204
May	300	523
June	406	523
July	681	951
August	873	1,162
September	1,199	1,313
October	1,540	
November	2,046	
December	2,257	
January	2,299	
February	2,387	
March	2,875	
April	3,045	
May	3,045	
June	3,045	

**QUALITY**

	Contract Quantity	Contract Base Number	Contract *	Region	England
% of all assessments that were assess and fit appliances (rolling 12 month period)	151	162	93.2%	53.0%	54.1%
% of all assessments that were assess and refuse (rolling 12 month period)	0	162	0.0%	11.7%	12.4%
% of all assessments that were assess and review (rolling 12 month period)	11	162	6.8%	35.3%	33.5%
% of terminated courses where treatment was abandoned or discontinued (rolling 12 month period)	3	125	2.4%	8.5%	7.2%
% of completed treatments indicating that PAR score was taken (year to date)	36	53	67.9%	58.7%	58.9%
Rate of removable appliances per 100 fixed appliances - proposed treatment (rolling 12 month period)	25	154	16.23	6.99	5.66
Rate of removable appliances per 100 fixed appliances - completed treatment (rolling 12 month period)	1	11	9.09	6.41	4.88
% of courses of treatment with removable appliances only - proposed treatment (rolling 12 month period)	6	151	4.0%	2.5%	2.1%
% of courses of treatment with removable appliances only - completed treatment (rolling 12 month period)	1	122	0.8%	1.8%	1.5%
% of patients satisfied with the treatment they have received (rolling 12 month period)	6	6	100.0%	95.6%	95.7%

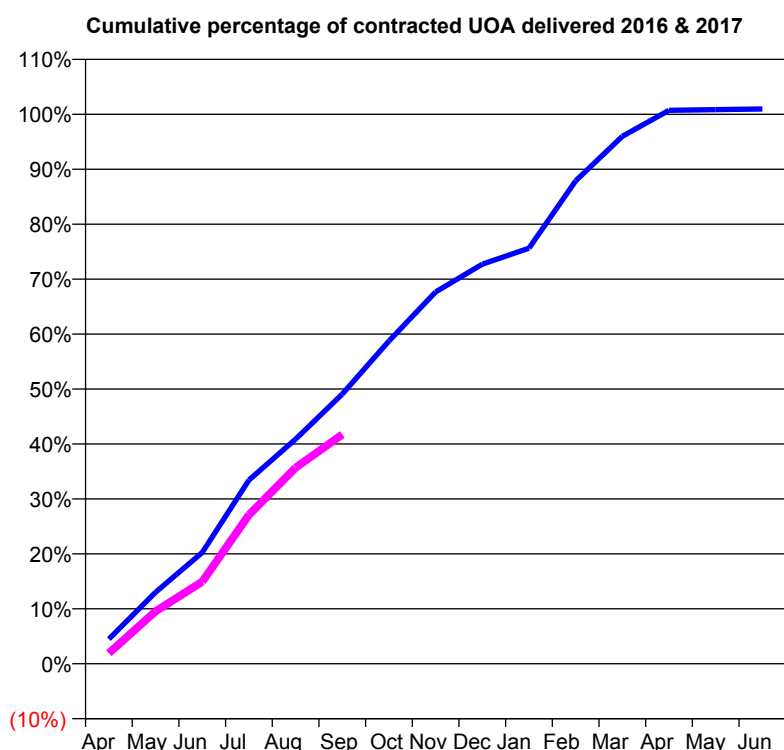
\* Figures in italics indicate that the base number is less than 100.

**Q53 - Vital Signs Orthodontic At a Glance Contract Report for 274895/0001 - September 2016**

Name or company name	MR AL DAVEY	16/17 Contracted general activity (UDA)	0
Contract type name	PDS Contract	Carry forward general activity (UDA)	0
Purpose of contract	Orthodontic	16/17 Contracted orthodontic activity (UOA)	17,407
Contract start date	01/04/2006	Carry forward orthodontic activity (UOA)	-84
Contract end date	31/03/2018	Baseline contract value	£1,128,843.43

**ACCESS**

	Contract	England and Wales
24 month ratio of assessments to patient IDs	1.09	1.10

**ACTIVITY**


Month	Adjusted Scheduled Activity (UOA)	
	2016	2017
April	784	336
May	2,268	1,662
June	3,526	2,600
July	5,819	4,716
August	7,115	6,212
September	8,543	7,265
October	10,223	
November	11,777	
December	12,659	
January	13,163	
February	15,297	
March	16,710	
April	17,533	
May	17,554	
June	17,575	

**QUALITY**

	Contract Quantity	Contract Base Number	Contract *	Region	England
% of all assessments that were assess and fit appliances (rolling 12 month period)	748	1,291	57.9%	53.0%	54.1%
% of all assessments that were assess and refuse (rolling 12 month period)	0	1,291	0.0%	11.7%	12.4%
% of all assessments that were assess and review (rolling 12 month period)	543	1,291	42.1%	35.3%	33.5%
% of terminated courses where treatment was abandoned or discontinued (rolling 12 month period)	186	1,012	18.4%	8.5%	7.2%
% of completed treatments indicating that PAR score was taken (year to date)	456	457	99.8%	58.7%	58.9%
Rate of removable appliances per 100 fixed appliances - proposed treatment (rolling 12 month period)	2	1,489	0.13	6.99	5.66
Rate of removable appliances per 100 fixed appliances - completed treatment (rolling 12 month period)	0	1,650	0.00	6.41	4.88
% of courses of treatment with removable appliances only - proposed treatment (rolling 12 month period)	1	748	0.1%	2.5%	2.1%
% of courses of treatment with removable appliances only - completed treatment (rolling 12 month period)	0	826	0.0%	1.8%	1.5%
% of patients satisfied with the treatment they have received (rolling 12 month period)	21	21	100.0%	95.6%	95.7%

\* Figures in italics indicate that the base number is less than 100.

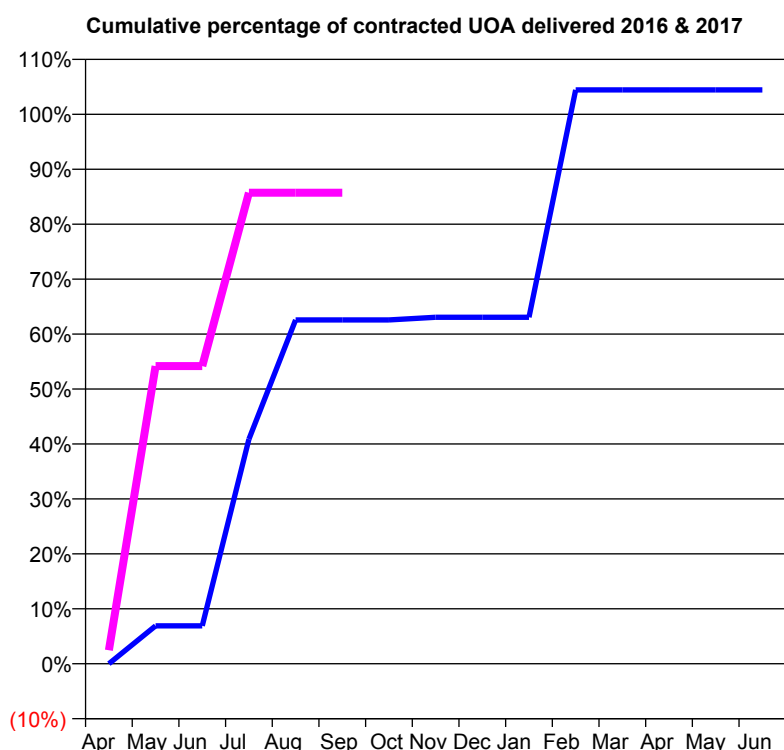
**Q53 - Vital Signs Orthodontic At a Glance Contract Report for 325708/0006 - September 2016**

Name or company name	Balbir S Bhandal, Amrik S Bhandal & Baljit
Contract type name	GDS Contract
Purpose of contract	General and Orthodontic
Contract start date	01/04/2006
Contract end date	

16/17 Contracted general activity (UDA)	23,158
Carry forward general activity (UDA)	-13
16/17 Contracted orthodontic activity (UOA)	203
Carry forward orthodontic activity (UOA)	-4
Baseline contract value	£549,156.26

**ACCESS**

	Contract	England and Wales
24 month ratio of assessments to patient IDs	1.07	1.10

**ACTIVITY**


Month	Adjusted Scheduled Activity (UOA)	
	2016	2017
April	0	5
May	14	110
June	14	110
July	83	174
August	127	174
September	127	174
October	127	
November	128	
December	128	
January	128	
February	212	
March	212	
April	212	
May	212	
June	212	

**QUALITY**

	Contract Quantity	Contract Base Number	Contract *	Region	England
% of all assessments that were assess and fit appliances (rolling 12 month period)	12	15	80.0%	53.0%	54.1%
% of all assessments that were assess and refuse (rolling 12 month period)	1	15	6.7%	11.7%	12.4%
% of all assessments that were assess and review (rolling 12 month period)	2	15	13.3%	35.3%	33.5%
% of terminated courses where treatment was abandoned or discontinued (rolling 12 month period)	1	4	25.0%	8.5%	7.2%
% of completed treatments indicating that PAR score was taken (year to date)	1	1	100.0%	58.7%	58.9%
Rate of removable appliances per 100 fixed appliances - proposed treatment (rolling 12 month period)	1	15	6.67	6.99	5.66
Rate of removable appliances per 100 fixed appliances - completed treatment (rolling 12 month period)	0	6	0.00	6.41	4.88
% of courses of treatment with removable appliances only - proposed treatment (rolling 12 month period)	1	12	8.3%	2.5%	2.1%
% of courses of treatment with removable appliances only - completed treatment (rolling 12 month period)	0	3	0.0%	1.8%	1.5%
% of patients satisfied with the treatment they have received (rolling 12 month period)	2	2	100.0%	95.6%	95.7%

\* Figures in italics indicate that the base number is less than 100.



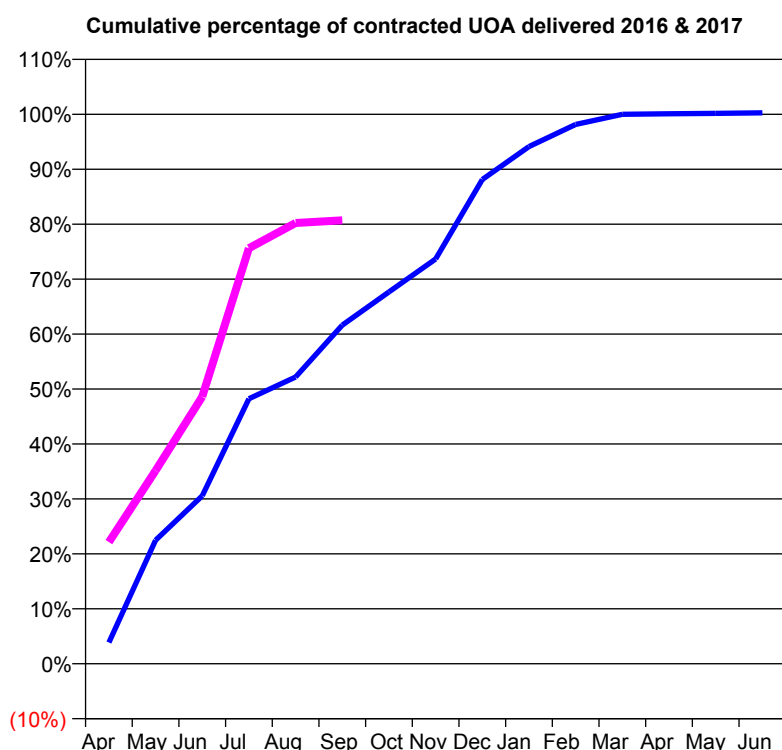
**Q53 - Vital Signs Orthodontic At a Glance Contract Report for 574422/0001 - September 2016**

Name or company name	MR R OSMAN
Contract type name	GDS Contract
Purpose of contract	General and Orthodontic
Contract start date	01/04/2006
Contract end date	

16/17 Contracted general activity (UDA)	5,528
Carry forward general activity (UDA)	51
16/17 Contracted orthodontic activity (UOA)	1,440
Carry forward orthodontic activity (UOA)	-3
Baseline contract value	£205,878.73

**ACCESS**

	Contract	England and Wales
24 month ratio of assessments to patient IDs	1.22	1.10

**ACTIVITY**


Month	Adjusted Scheduled Activity (UOA)	
	2016	2017
April	46	319
May	267	506
June	363	700
July	573	1,089
August	620	1,155
September	732	1,162
October	804	
November	875	
December	1,047	
January	1,118	
February	1,166	
March	1,188	
April	1,189	
May	1,190	
June	1,191	

**QUALITY**

	Contract Quantity	Contract Base Number	Contract *	Region	England
% of all assessments that were assess and fit appliances (rolling 12 month period)	75	178	42.1%	53.0%	54.1%
% of all assessments that were assess and refuse (rolling 12 month period)	23	178	12.9%	11.7%	12.4%
% of all assessments that were assess and review (rolling 12 month period)	80	178	44.9%	35.3%	33.5%
% of terminated courses where treatment was abandoned or discontinued (rolling 12 month period)	7	53	13.2%	8.5%	7.2%
% of completed treatments indicating that PAR score was taken (year to date)	14	25	56.0%	58.7%	58.9%
Rate of removable appliances per 100 fixed appliances - proposed treatment (rolling 12 month period)	28	137	20.44	6.99	5.66
Rate of removable appliances per 100 fixed appliances - completed treatment (rolling 12 month period)	24	81	29.63	6.41	4.88
% of courses of treatment with removable appliances only - proposed treatment (rolling 12 month period)	6	75	8.0%	2.5%	2.1%
% of courses of treatment with removable appliances only - completed treatment (rolling 12 month period)	4	46	8.7%	1.8%	1.5%
% of patients satisfied with the treatment they have received (rolling 12 month period)	1	1	100.0%	95.6%	95.7%

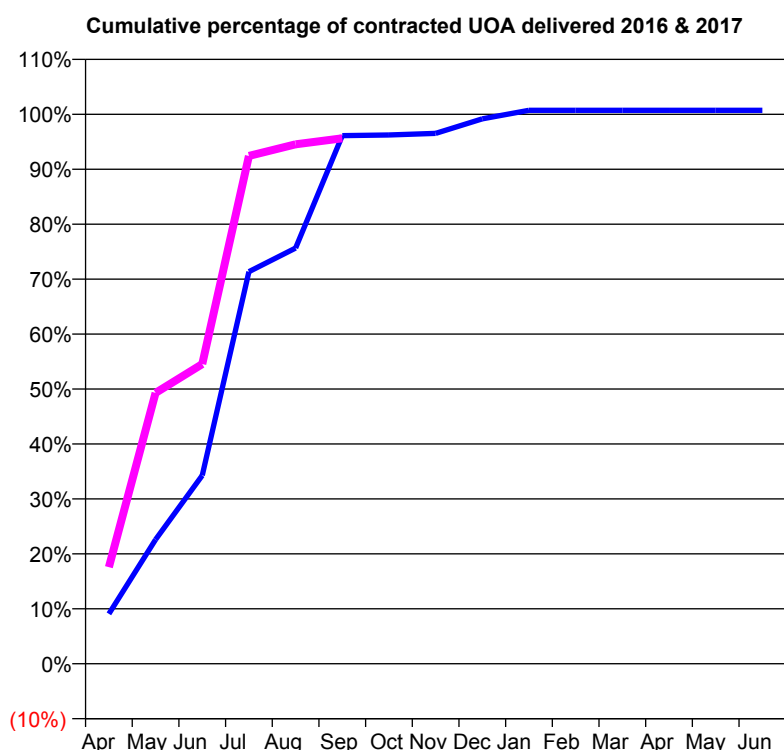
\* Figures in italics indicate that the base number is less than 100.

**Q53 - Vital Signs Orthodontic At a Glance Contract Report for 574422/0002 - September 2016**

Name or company name	MR R OSMAN	16/17 Contracted general activity (UDA)	30,693
Contract type name	GDS Contract	Carry forward general activity (UDA)	1,179
Purpose of contract	General and Orthodontic	16/17 Contracted orthodontic activity (UOA)	2,008
Contract start date	01/04/2006	Carry forward orthodontic activity (UOA)	-12
Contract end date		Baseline contract value	£888,054.25

**ACCESS**

	Contract	England and Wales
24 month ratio of assessments to patient IDs	1.11	1.10

**ACTIVITY**


Month	Adjusted Scheduled Activity (UOA)	
	2016	2017
April	152	353
May	378	990
June	573	1,095
July	1,193	1,856
August	1,265	1,898
September	1,607	1,920
October	1,609	
November	1,614	
December	1,658	
January	1,684	
February	1,684	
March	1,684	
April	1,684	
May	1,684	
June	1,684	

**QUALITY**

	Contract Quantity	Contract Base Number	Contract *	Region	England
% of all assessments that were assess and fit appliances (rolling 12 month period)	97	150	64.7%	53.0%	54.1%
% of all assessments that were assess and refuse (rolling 12 month period)	16	150	10.7%	11.7%	12.4%
% of all assessments that were assess and review (rolling 12 month period)	37	150	24.7%	35.3%	33.5%
% of terminated courses where treatment was abandoned or discontinued (rolling 12 month period)	7	21	33.3%	8.5%	7.2%
% of completed treatments indicating that PAR score was taken (year to date)	0	6	0.0%	58.7%	58.9%
Rate of removable appliances per 100 fixed appliances - proposed treatment (rolling 12 month period)	24	184	13.04	6.99	5.66
Rate of removable appliances per 100 fixed appliances - completed treatment (rolling 12 month period)	6	17	35.29	6.41	4.88
% of courses of treatment with removable appliances only - proposed treatment (rolling 12 month period)	2	97	2.1%	2.5%	2.1%
% of courses of treatment with removable appliances only - completed treatment (rolling 12 month period)	4	14	28.6%	1.8%	1.5%
% of patients satisfied with the treatment they have received (rolling 12 month period)	6	6	100.0%	95.6%	95.7%

\* Figures in italics indicate that the base number is less than 100.

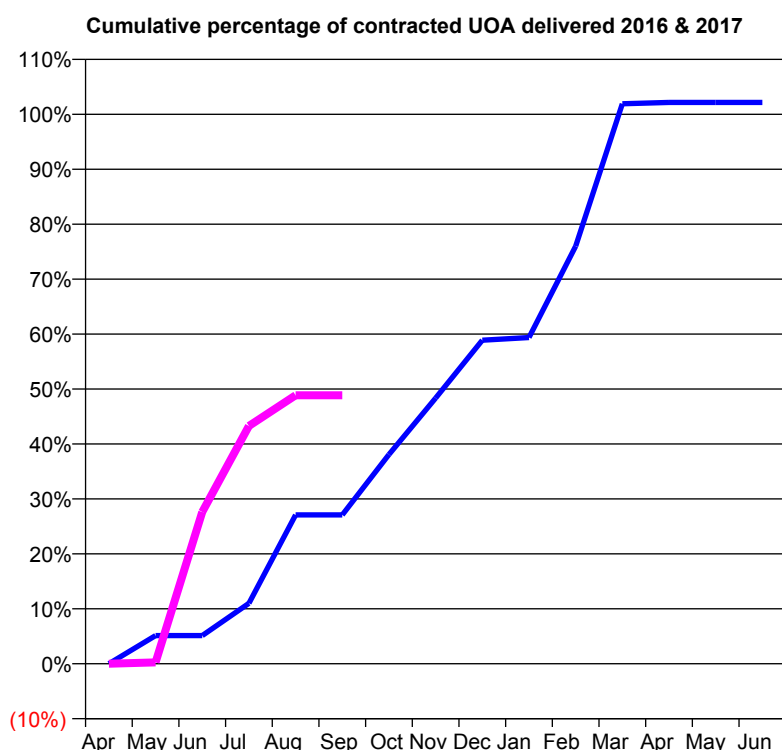
**Q53 - Vital Signs Orthodontic At a Glance Contract Report for 619744/0006 - September 2016**

Name or company name	MR AM WILLIAMS
Contract type name	GDS Contract
Purpose of contract	General and Orthodontic
Contract start date	02/07/2012
Contract end date	

16/17 Contracted general activity (UDA)	7,452
Carry forward general activity (UDA)	0
16/17 Contracted orthodontic activity (UOA)	409
Carry forward orthodontic activity (UOA)	0
Baseline contract value	£178,614.99

**ACCESS**

	Contract	England and Wales
24 month ratio of assessments to patient IDs	1.11	1.10

**ACTIVITY**


Month	Adjusted Scheduled Activity (UOA)	
	2016	2017
April	0	0
May	21	1
June	21	113
July	45	177
August	111	200
September	111	200
October	156	
November	198	
December	241	
January	243	
February	311	
March	417	
April	418	
May	418	
June	418	

**QUALITY**

	Contract Quantity	Contract Base Number	Contract *	Region	England
% of all assessments that were assess and fit appliances (rolling 12 month period)	23	46	50.0%	53.0%	54.1%
% of all assessments that were assess and refuse (rolling 12 month period)	3	46	6.5%	11.7%	12.4%
% of all assessments that were assess and review (rolling 12 month period)	20	46	43.5%	35.3%	33.5%
% of terminated courses where treatment was abandoned or discontinued (rolling 12 month period)	0	6	0.0%	8.5%	7.2%
% of completed treatments indicating that PAR score was taken (year to date)	0	1	0.0%	58.7%	58.9%
Rate of removable appliances per 100 fixed appliances - proposed treatment (rolling 12 month period)	19	42	45.24	6.99	5.66
Rate of removable appliances per 100 fixed appliances - completed treatment (rolling 12 month period)	6	12	50.00	6.41	4.88
% of courses of treatment with removable appliances only - proposed treatment (rolling 12 month period)	0	23	0.0%	2.5%	2.1%
% of courses of treatment with removable appliances only - completed treatment (rolling 12 month period)	0	6	0.0%	1.8%	1.5%
% of patients satisfied with the treatment they have received (rolling 12 month period)	0	0	N/A	95.6%	95.7%

\* Figures in italics indicate that the base number is less than 100.

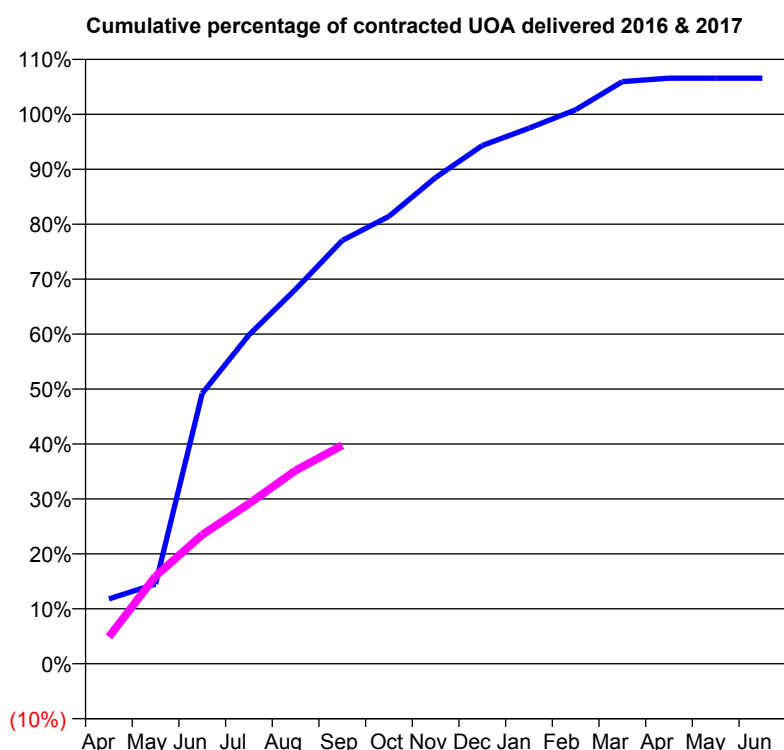
**Q53 - Vital Signs Orthodontic At a Glance Contract Report for 732052/0003 - September 2016**

Name or company name	Balbir S Bhandal, Amrik S Bhandal & Baljit
Contract type name	GDS Contract
Purpose of contract	General and Orthodontic
Contract start date	01/04/2006
Contract end date	

16/17 Contracted general activity (UDA)	100,734
Carry forward general activity (UDA)	2,146
16/17 Contracted orthodontic activity (UOA)	6,363
Carry forward orthodontic activity (UOA)	-57
Baseline contract value	£2,916,290.56

**ACCESS**

	Contract	England and Wales
24 month ratio of assessments to patient IDs	1.13	1.10

**ACTIVITY**


Month	Adjusted Scheduled Activity (UOA)	
	2016	2017
April	404	311
May	497	1,015
June	1,685	1,494
July	2,048	1,854
August	2,333	2,238
September	2,637	2,530
October	2,787	
November	3,029	
December	3,228	
January	3,336	
February	3,451	
March	3,626	
April	3,648	
May	3,648	
June	3,648	

**QUALITY**

	Contract Quantity	Contract Base Number	Contract *	Region	England
% of all assessments that were assess and fit appliances (rolling 12 month period)	163	242	67.4%	53.0%	54.1%
% of all assessments that were assess and refuse (rolling 12 month period)	30	242	12.4%	11.7%	12.4%
% of all assessments that were assess and review (rolling 12 month period)	49	242	20.2%	35.3%	33.5%
% of terminated courses where treatment was abandoned or discontinued (rolling 12 month period)	66	153	43.1%	8.5%	7.2%
% of completed treatments indicating that PAR score was taken (year to date)	50	51	98.0%	58.7%	58.9%
Rate of removable appliances per 100 fixed appliances - proposed treatment (rolling 12 month period)	26	197	13.20	6.99	5.66
Rate of removable appliances per 100 fixed appliances - completed treatment (rolling 12 month period)	10	167	5.99	6.41	4.88
% of courses of treatment with removable appliances only - proposed treatment (rolling 12 month period)	26	163	16.0%	2.5%	2.1%
% of courses of treatment with removable appliances only - completed treatment (rolling 12 month period)	0	87	0.0%	1.8%	1.5%
% of patients satisfied with the treatment they have received (rolling 12 month period)	2	4	50.0%	95.6%	95.7%

\* Figures in italics indicate that the base number is less than 100.

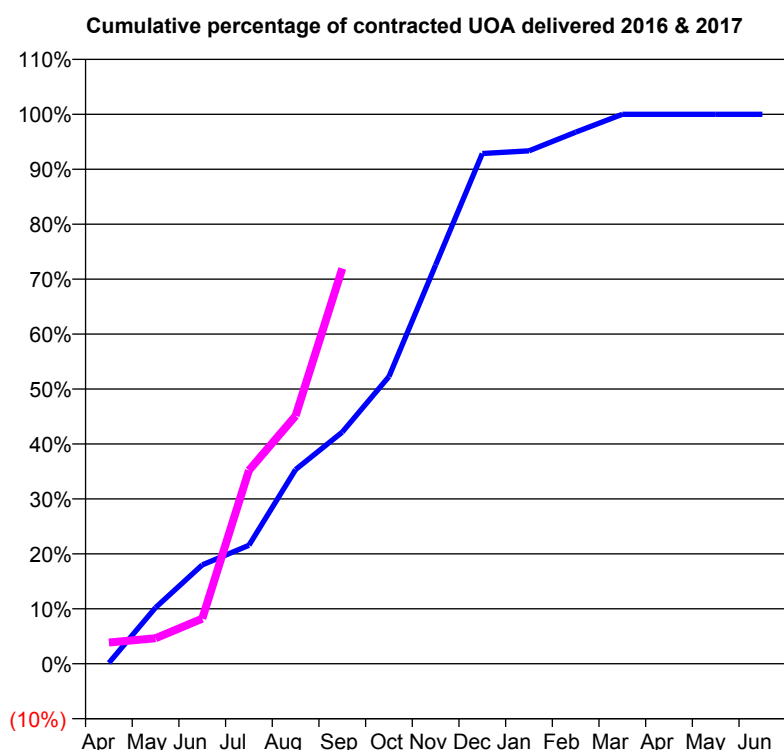
**Q53 - Vital Signs Orthodontic At a Glance Contract Report for 740179/0001 - September 2016**

Name or company name	MR JC ALLEN
Contract type name	GDS Contract
Purpose of contract	General and Orthodontic
Contract start date	01/04/2006
Contract end date	

16/17 Contracted general activity (UDA)	28,247
Carry forward general activity (UDA)	-7
16/17 Contracted orthodontic activity (UOA)	645
Carry forward orthodontic activity (UOA)	0
Baseline contract value	£918,192.39

**ACCESS**

	Contract	England and Wales
24 month ratio of assessments to patient IDs	1.07	1.10

**ACTIVITY**


Month	Adjusted Scheduled Activity (UOA)	
	2016	2017
April	1	25
May	66	30
June	116	53
July	139	227
August	228	291
September	272	464
October	337	
November	468	
December	599	
January	602	
February	624	
March	645	
April	645	
May	645	
June	645	

**QUALITY**

	Contract Quantity	Contract Base Number	Contract *	Region	England
% of all assessments that were assess and fit appliances (rolling 12 month period)	38	77	49.4%	53.0%	54.1%
% of all assessments that were assess and refuse (rolling 12 month period)	6	77	7.8%	11.7%	12.4%
% of all assessments that were assess and review (rolling 12 month period)	33	77	42.9%	35.3%	33.5%
% of terminated courses where treatment was abandoned or discontinued (rolling 12 month period)	2	40	5.0%	8.5%	7.2%
% of completed treatments indicating that PAR score was taken (year to date)	20	20	100.0%	58.7%	58.9%
Rate of removable appliances per 100 fixed appliances - proposed treatment (rolling 12 month period)	7	74	9.46	6.99	5.66
Rate of removable appliances per 100 fixed appliances - completed treatment (rolling 12 month period)	4	76	5.26	6.41	4.88
% of courses of treatment with removable appliances only - proposed treatment (rolling 12 month period)	0	38	0.0%	2.5%	2.1%
% of courses of treatment with removable appliances only - completed treatment (rolling 12 month period)	0	38	0.0%	1.8%	1.5%
% of patients satisfied with the treatment they have received (rolling 12 month period)	0	0	N/A	95.6%	95.7%

\* Figures in italics indicate that the base number is less than 100.

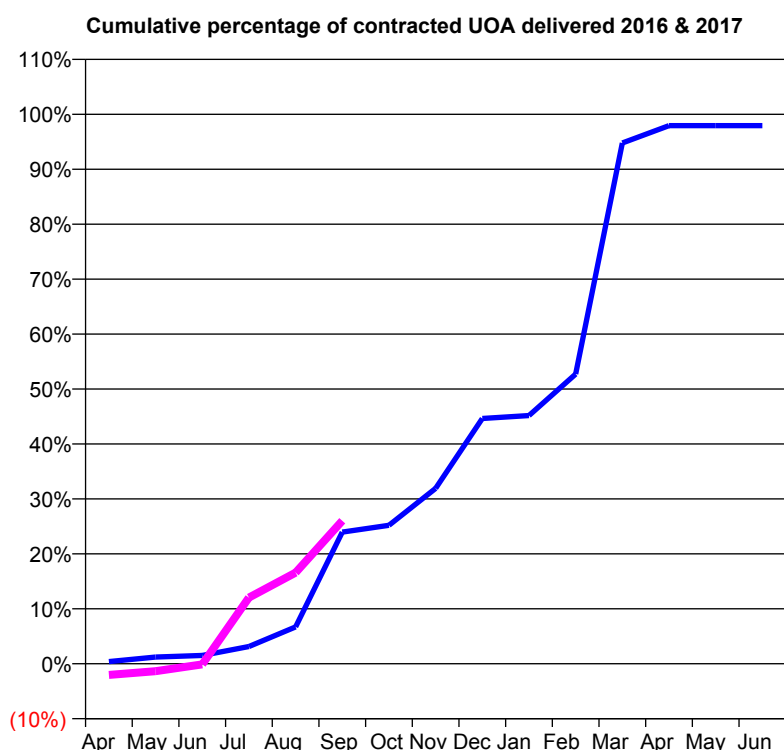
**Q53 - Vital Signs Orthodontic At a Glance Contract Report for 825212/0003 - September 2016**

Name or company name	MR D DALBY
Contract type name	GDS Contract
Purpose of contract	Orthodontic
Contract start date	01/08/2012
Contract end date	

16/17 Contracted general activity (UDA)	0
Carry forward general activity (UDA)	0
16/17 Contracted orthodontic activity (UOA)	730
Carry forward orthodontic activity (UOA)	15
Baseline contract value	£50,170.85

**ACCESS**

	Contract	England and Wales
24 month ratio of assessments to patient IDs	1.23	1.10

**ACTIVITY**


Month	Adjusted Scheduled Activity (UOA)	
	2016	2017
April	3	-15
May	9	-10
June	11	-1
July	23	88
August	49	121
September	175	190
October	184	
November	233	
December	326	
January	330	
February	385	
March	692	
April	715	
May	715	
June	715	

**QUALITY**

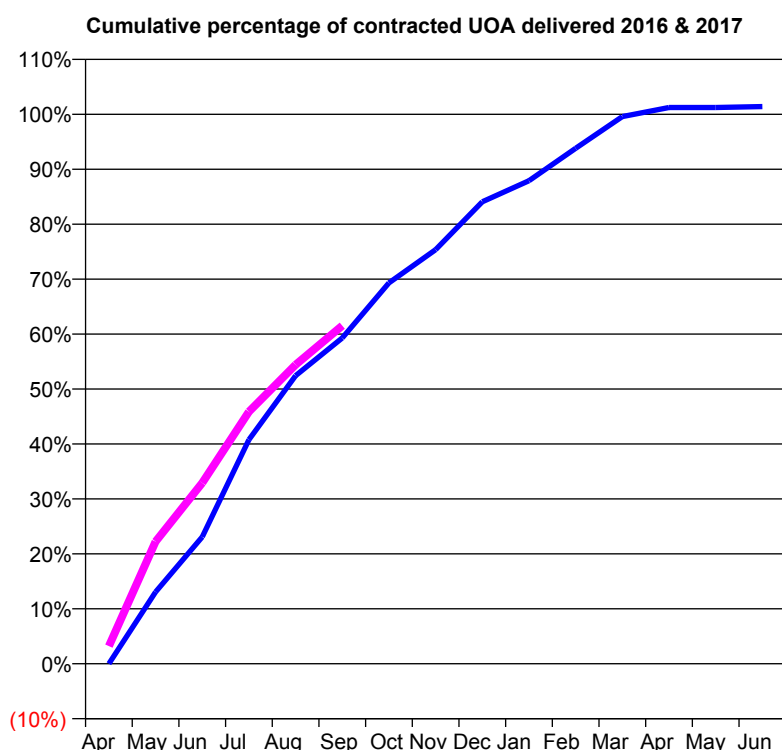
	Contract Quantity	Contract Base Number	Contract *	Region	England
% of all assessments that were assess and fit appliances (rolling 12 month period)	32	121	26.4%	53.0%	54.1%
% of all assessments that were assess and refuse (rolling 12 month period)	1	121	0.8%	11.7%	12.4%
% of all assessments that were assess and review (rolling 12 month period)	88	121	72.7%	35.3%	33.5%
% of terminated courses where treatment was abandoned or discontinued (rolling 12 month period)	1	23	4.3%	8.5%	7.2%
% of completed treatments indicating that PAR score was taken (year to date)	0	9	0.0%	58.7%	58.9%
Rate of removable appliances per 100 fixed appliances - proposed treatment (rolling 12 month period)	0	0	N/A	6.99	5.66
Rate of removable appliances per 100 fixed appliances - completed treatment (rolling 12 month period)	0	0	N/A	6.41	4.88
% of courses of treatment with removable appliances only - proposed treatment (rolling 12 month period)	0	32	0.0%	2.5%	2.1%
% of courses of treatment with removable appliances only - completed treatment (rolling 12 month period)	0	22	0.0%	1.8%	1.5%
% of patients satisfied with the treatment they have received (rolling 12 month period)	3	3	100.0%	95.6%	95.7%

\* Figures in italics indicate that the base number is less than 100.

**Q53 - Vital Signs Orthodontic At a Glance Contract Report for 890936/0002 - September 2016**

Name or company name	MR RJ CURE	16/17 Contracted general activity (UDA)	0
Contract type name	PDS Contract	Carry forward general activity (UDA)	0
Purpose of contract	Orthodontic	16/17 Contracted orthodontic activity (UOA)	14,260
Contract start date	01/04/2006	Carry forward orthodontic activity (UOA)	-30
Contract end date	31/03/2018	Baseline contract value	£924,760.58

ACCESS	Contract	England and Wales
24 month ratio of assessments to patient IDs	1.00	1.10

**ACTIVITY**


Month	Adjusted Scheduled Activity (UOA)	
	2016	2017
April	3	458
May	1,864	3,171
June	3,294	4,693
July	5,816	6,543
August	7,478	7,761
September	8,457	8,773
October	9,885	
November	10,748	
December	11,988	
January	12,534	
February	13,377	
March	14,200	
April	14,435	
May	14,435	
June	14,458	

QUALITY	Contract Quantity	Contract Base Number	Contract *	Region	England
% of all assessments that were assess and fit appliances (rolling 12 month period)	705	713	98.9%	53.0%	54.1%
% of all assessments that were assess and refuse (rolling 12 month period)	2	713	0.3%	11.7%	12.4%
% of all assessments that were assess and review (rolling 12 month period)	6	713	0.8%	35.3%	33.5%
% of terminated courses where treatment was abandoned or discontinued (rolling 12 month period)	21	663	3.2%	8.5%	7.2%
% of completed treatments indicating that PAR score was taken (year to date)	382	393	97.2%	58.7%	58.9%
Rate of removable appliances per 100 fixed appliances - proposed treatment (rolling 12 month period)	7	1,400	0.50	6.99	5.66
Rate of removable appliances per 100 fixed appliances - completed treatment (rolling 12 month period)	4	1,275	0.31	6.41	4.88
% of courses of treatment with removable appliances only - proposed treatment (rolling 12 month period)	5	705	0.7%	2.5%	2.1%
% of courses of treatment with removable appliances only - completed treatment (rolling 12 month period)	4	642	0.6%	1.8%	1.5%
% of patients satisfied with the treatment they have received (rolling 12 month period)	20	20	100.0%	95.6%	95.7%

\* Figures in italics indicate that the base number is less than 100.

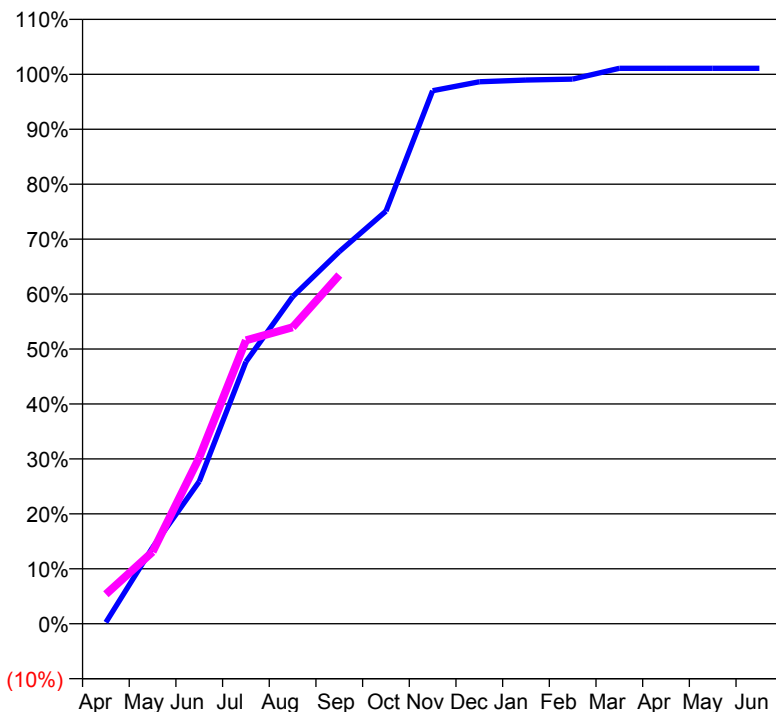
**Q53 - Vital Signs Orthodontic At a Glance Contract Report for 925926/0002 - September 2016**

Name or company name	MR PK MAHAPATRA
Contract type name	GDS Contract
Purpose of contract	General and Orthodontic
Contract start date	01/02/2013
Contract end date	

16/17 Contracted general activity (UDA)	3,595
Carry forward general activity (UDA)	0
16/17 Contracted orthodontic activity (UOA)	2,404
Carry forward orthodontic activity (UOA)	-26
Baseline contract value	£272,929.17

**ACCESS**

	Contract	England and Wales
24 month ratio of assessments to patient IDs	1.36	1.10

**ACTIVITY**
**Cumulative percentage of contracted UOA delivered 2016 & 2017**

**Adjusted Scheduled Activity (UOA)**

Month	2016	2017
April	6	129
May	334	315
June	623	727
July	1,146	1,240
August	1,431	1,297
September	1,628	1,526
October	1,805	
November	2,332	
December	2,371	
January	2,379	
February	2,383	
March	2,430	
April	2,430	
May	2,430	
June	2,430	

**QUALITY**

	Contract Quantity	Contract Base Number	Contract *	Region	England
% of all assessments that were assess and fit appliances (rolling 12 month period)	99	409	24.2%	53.0%	54.1%
% of all assessments that were assess and refuse (rolling 12 month period)	45	409	11.0%	11.7%	12.4%
% of all assessments that were assess and review (rolling 12 month period)	265	409	64.8%	35.3%	33.5%
% of terminated courses where treatment was abandoned or discontinued (rolling 12 month period)	16	79	20.3%	8.5%	7.2%
% of completed treatments indicating that PAR score was taken (year to date)	6	33	18.2%	58.7%	58.9%
Rate of removable appliances per 100 fixed appliances - proposed treatment (rolling 12 month period)	0	0	<i>N/A</i>	6.99	5.66
Rate of removable appliances per 100 fixed appliances - completed treatment (rolling 12 month period)	3	6	50.00	6.41	4.88
% of courses of treatment with removable appliances only - proposed treatment (rolling 12 month period)	0	99	0.0%	2.5%	2.1%
% of courses of treatment with removable appliances only - completed treatment (rolling 12 month period)	1	63	1.6%	1.8%	1.5%
% of patients satisfied with the treatment they have received (rolling 12 month period)	4	5	80.0%	95.6%	95.7%

\* Figures in italics indicate that the base number is less than 100.



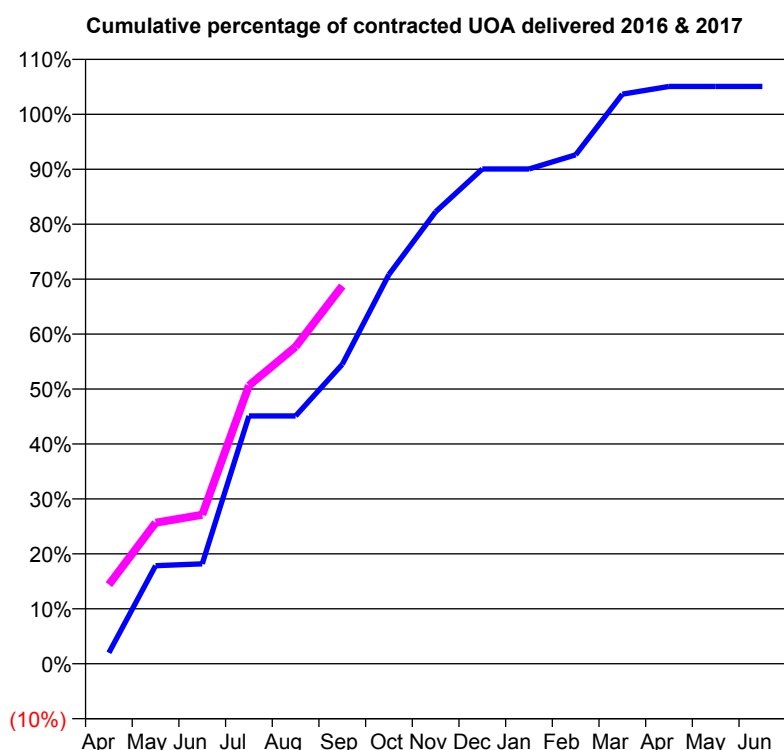
**Q53 - Vital Signs Orthodontic At a Glance Contract Report for 972126/0001 - September 2016**

Name or company name	MR SJ SIDDIQUI
Contract type name	PDS Contract
Purpose of contract	Orthodontic
Contract start date	01/04/2012
Contract end date	31/03/2018

16/17 Contracted general activity (UDA)	0
Carry forward general activity (UDA)	0
16/17 Contracted orthodontic activity (UOA)	6,006
Carry forward orthodontic activity (UOA)	-121
Baseline contract value	£391,891.44

**ACCESS**

	Contract	England and Wales
24 month ratio of assessments to patient IDs	1.03	1.10

**ACTIVITY**


Month	Adjusted Scheduled Activity (UOA)	
	2016	2017
April	120	865
May	1,072	1,541
June	1,093	1,628
July	2,709	3,041
August	2,709	3,465
September	3,273	4,130
October	4,255	
November	4,940	
December	5,408	
January	5,408	
February	5,563	
March	6,226	
April	6,310	
May	6,310	
June	6,310	

**QUALITY**

	Contract Quantity	Contract Base Number	Contract *	Region	England
% of all assessments that were assess and fit appliances (rolling 12 month period)	320	673	47.5%	53.0%	54.1%
% of all assessments that were assess and refuse (rolling 12 month period)	60	673	8.9%	11.7%	12.4%
% of all assessments that were assess and review (rolling 12 month period)	293	673	43.5%	35.3%	33.5%
% of terminated courses where treatment was abandoned or discontinued (rolling 12 month period)	7	261	2.7%	8.5%	7.2%
% of completed treatments indicating that PAR score was taken (year to date)	49	108	45.4%	58.7%	58.9%
Rate of removable appliances per 100 fixed appliances - proposed treatment (rolling 12 month period)	0	0	N/A	6.99	5.66
Rate of removable appliances per 100 fixed appliances - completed treatment (rolling 12 month period)	0	0	N/A	6.41	4.88
% of courses of treatment with removable appliances only - proposed treatment (rolling 12 month period)	0	320	0.0%	2.5%	2.1%
% of courses of treatment with removable appliances only - completed treatment (rolling 12 month period)	0	254	0.0%	1.8%	1.5%
% of patients satisfied with the treatment they have received (rolling 12 month period)	14	15	93.3%	95.6%	95.7%

\* Figures in italics indicate that the base number is less than 100.

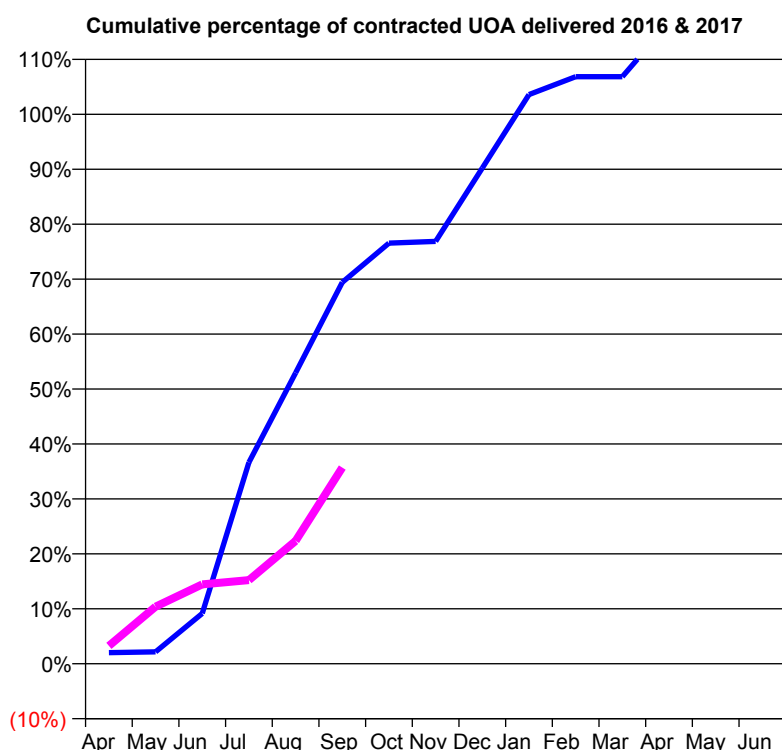
**Q54 - Vital Signs Orthodontic At a Glance Contract Report for 101370/0096 - September 2016**

Name or company name	Petrie Tucker & Partners Ltd
Contract type name	GDS Contract
Purpose of contract	General and Orthodontic
Contract start date	01/04/2007
Contract end date	

16/17 Contracted general activity (UDA)	27,162
Carry forward general activity (UDA)	376
16/17 Contracted orthodontic activity (UOA)	644
Carry forward orthodontic activity (UOA)	-13
Baseline contract value	£701,178.72

**ACCESS**

	Contract	England and Wales
24 month ratio of assessments to patient IDs	1.03	1.10

**ACTIVITY**


Month	Adjusted Scheduled Activity (UOA)	
	2016	2017
April	13	21
May	14	67
June	59	93
July	236	98
August	341	144
September	447	230
October	493	
November	495	
December	581	
January	667	
February	688	
March	688	
April	751	
May	751	
June	751	

**QUALITY**

	Contract Quantity	Contract Base Number	Contract *	Region	England
% of all assessments that were assess and fit appliances (rolling 12 month period)	23	61	37.7%	53.0%	54.1%
% of all assessments that were assess and refuse (rolling 12 month period)	12	61	19.7%	11.7%	12.4%
% of all assessments that were assess and review (rolling 12 month period)	26	61	42.6%	35.3%	33.5%
% of terminated courses where treatment was abandoned or discontinued (rolling 12 month period)	1	16	6.3%	8.5%	7.2%
% of completed treatments indicating that PAR score was taken (year to date)	0	3	0.0%	58.7%	58.9%
Rate of removable appliances per 100 fixed appliances - proposed treatment (rolling 12 month period)	0	40	0.00	6.99	5.66
Rate of removable appliances per 100 fixed appliances - completed treatment (rolling 12 month period)	0	30	0.00	6.41	4.88
% of courses of treatment with removable appliances only - proposed treatment (rolling 12 month period)	0	23	0.0%	2.5%	2.1%
% of courses of treatment with removable appliances only - completed treatment (rolling 12 month period)	0	15	0.0%	1.8%	1.5%
% of patients satisfied with the treatment they have received (rolling 12 month period)	0	0	N/A	95.6%	95.7%

\* Figures in italics indicate that the base number is less than 100.

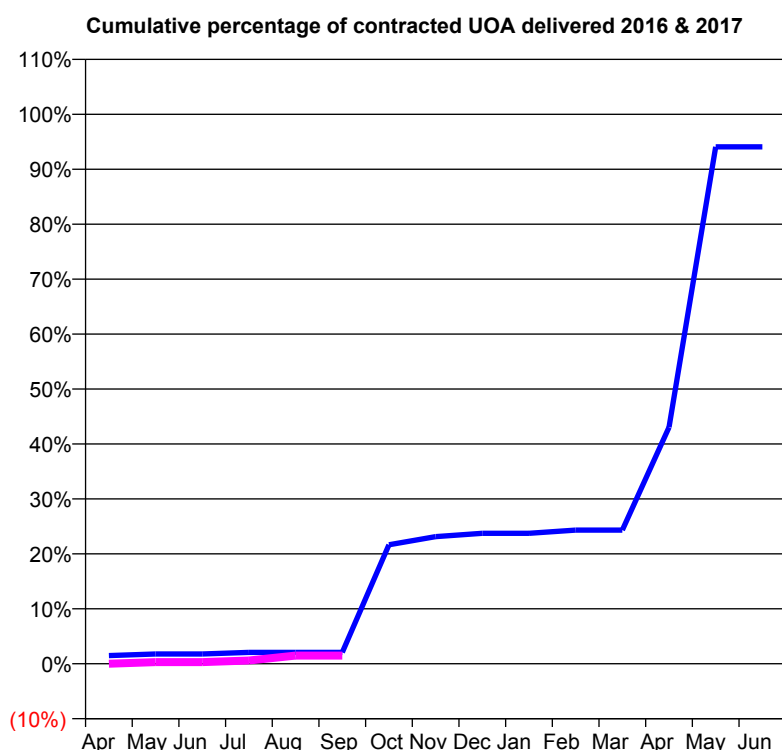
**Q54 - Vital Signs Orthodontic At a Glance Contract Report for 108162/0001 - September 2016**

Name or company name	Gupta & Gupta
Contract type name	GDS Contract
Purpose of contract	General and Orthodontic
Contract start date	01/04/2006
Contract end date	

16/17 Contracted general activity (UDA)	16,327
Carry forward general activity (UDA)	0
16/17 Contracted orthodontic activity (UOA)	337
Carry forward orthodontic activity (UOA)	0
Baseline contract value	£386,413.02

**ACCESS**

	Contract	England and Wales
24 month ratio of assessments to patient IDs	1.00	1.10

**ACTIVITY**


Month	Adjusted Scheduled Activity (UOA)	
	2016	2017
April	5	0
May	6	1
June	6	1
July	7	2
August	7	5
September	7	5
October	73	
November	78	
December	80	
January	80	
February	82	
March	82	
April	145	
May	317	
June	317	

**QUALITY**

	Contract Quantity	Contract Base Number	Contract *	Region	England
% of all assessments that were assess and fit appliances (rolling 12 month period)	14	35	40.0%	53.0%	54.1%
% of all assessments that were assess and refuse (rolling 12 month period)	5	35	14.3%	11.7%	12.4%
% of all assessments that were assess and review (rolling 12 month period)	16	35	45.7%	35.3%	33.5%
% of terminated courses where treatment was abandoned or discontinued (rolling 12 month period)	1	11	9.1%	8.5%	7.2%
% of completed treatments indicating that PAR score was taken (year to date)	0	10	0.0%	58.7%	58.9%
Rate of removable appliances per 100 fixed appliances - proposed treatment (rolling 12 month period)	0	28	0.00	6.99	5.66
Rate of removable appliances per 100 fixed appliances - completed treatment (rolling 12 month period)	0	19	0.00	6.41	4.88
% of courses of treatment with removable appliances only - proposed treatment (rolling 12 month period)	0	14	0.0%	2.5%	2.1%
% of courses of treatment with removable appliances only - completed treatment (rolling 12 month period)	0	10	0.0%	1.8%	1.5%
% of patients satisfied with the treatment they have received (rolling 12 month period)	0	0	N/A	95.6%	95.7%

\* Figures in italics indicate that the base number is less than 100.

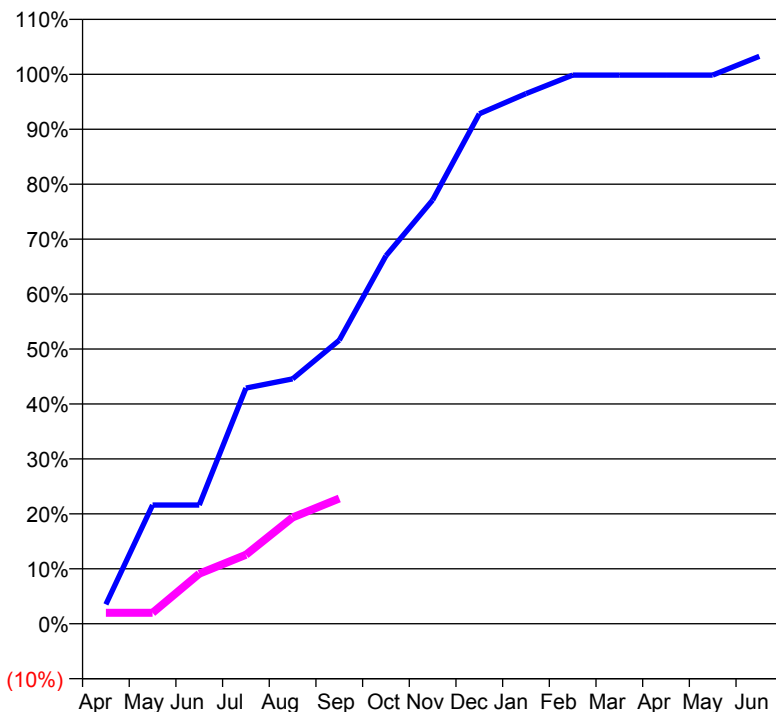
**Q54 - Vital Signs Orthodontic At a Glance Contract Report for 110272/0001 - September 2016**

Name or company name	Miss R Sharma
Contract type name	Pilot Contract
Purpose of contract	General and Orthodontic
Contract start date	01/04/2010
Contract end date	

16/17 Contracted general activity (UDA)	33,454
Carry forward general activity (UDA)	0
16/17 Contracted orthodontic activity (UOA)	1,250
Carry forward orthodontic activity (UOA)	-25
Baseline contract value	£842,563.54

**ACCESS**

	Contract	England and Wales
24 month ratio of assessments to patient IDs	1.05	1.10

**ACTIVITY**
**Cumulative percentage of contracted UOA delivered 2016 & 2017**

**Adjusted Scheduled Activity (UOA)**

Month	2016	2017
April	44	25
May	270	25
June	270	114
July	536	157
August	557	242
September	645	285
October	837	
November	964	
December	1,160	
January	1,206	
February	1,248	
March	1,248	
April	1,248	
May	1,248	
June	1,291	

**QUALITY**

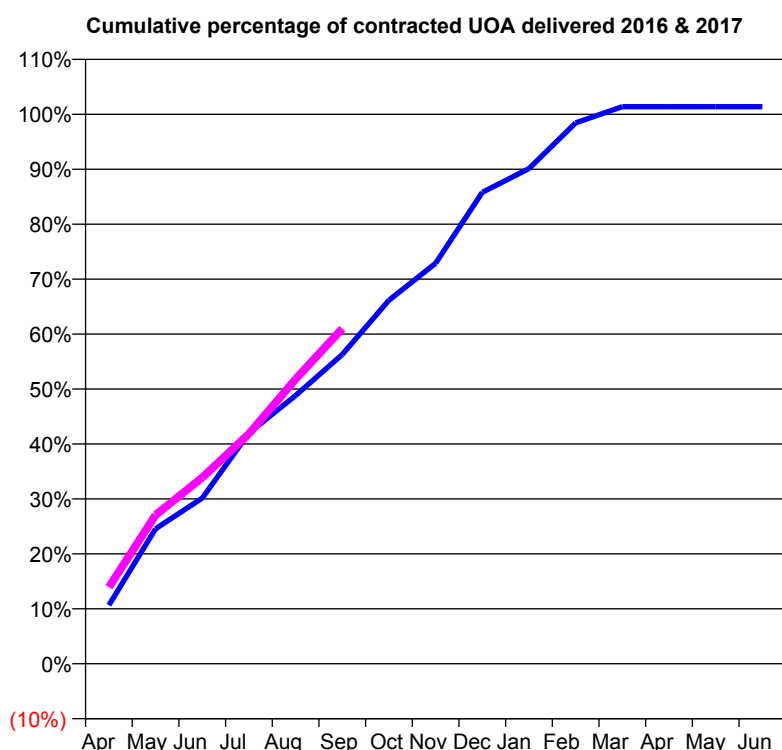
	Contract Quantity	Contract Base Number	Contract *	Region	England
% of all assessments that were assess and fit appliances (rolling 12 month period)	43	83	51.8%	53.0%	54.1%
% of all assessments that were assess and refuse (rolling 12 month period)	9	83	10.8%	11.7%	12.4%
% of all assessments that were assess and review (rolling 12 month period)	31	83	37.3%	35.3%	33.5%
% of terminated courses where treatment was abandoned or discontinued (rolling 12 month period)	1	35	2.9%	8.5%	7.2%
% of completed treatments indicating that PAR score was taken (year to date)	18	19	94.7%	58.7%	58.9%
Rate of removable appliances per 100 fixed appliances - proposed treatment (rolling 12 month period)	15	81	18.52	6.99	5.66
Rate of removable appliances per 100 fixed appliances - completed treatment (rolling 12 month period)	5	64	7.81	6.41	4.88
% of courses of treatment with removable appliances only - proposed treatment (rolling 12 month period)	2	43	4.7%	2.5%	2.1%
% of courses of treatment with removable appliances only - completed treatment (rolling 12 month period)	1	34	2.9%	1.8%	1.5%
% of patients satisfied with the treatment they have received (rolling 12 month period)	1	1	100.0%	95.6%	95.7%

\* Figures in italics indicate that the base number is less than 100.

**Q54 - Vital Signs Orthodontic At a Glance Contract Report for 110353/0001 - September 2016**

Name or company name	Shore & Shore	16/17 Contracted general activity (UDA)	0
Contract type name	PDS Contract	Carry forward general activity (UDA)	0
Purpose of contract	Orthodontic	16/17 Contracted orthodontic activity (UOA)	8,811
Contract start date	01/04/2006	Carry forward orthodontic activity (UOA)	-38
Contract end date	31/03/2018	Baseline contract value	£585,267.63

ACCESS	Contract	England and Wales
24 month ratio of assessments to patient IDs	1.01	1.10

**ACTIVITY**


Month	Adjusted Scheduled Activity (UOA)	
	2016	2017
April	940	1,228
May	2,164	2,385
June	2,656	2,987
July	3,701	3,687
August	4,300	4,563
September	4,960	5,375
October	5,830	
November	6,423	
December	7,560	
January	7,941	
February	8,673	
March	8,932	
April	8,933	
May	8,933	
June	8,933	

QUALITY	Contract Quantity	Contract Base Number	Contract *	Region	England
% of all assessments that were assess and fit appliances (rolling 12 month period)	431	792	54.4%	53.0%	54.1%
% of all assessments that were assess and refuse (rolling 12 month period)	246	792	31.1%	11.7%	12.4%
% of all assessments that were assess and review (rolling 12 month period)	115	792	14.5%	35.3%	33.5%
% of terminated courses where treatment was abandoned or discontinued (rolling 12 month period)	6	414	1.4%	8.5%	7.2%
% of completed treatments indicating that PAR score was taken (year to date)	33	203	16.3%	58.7%	58.9%
Rate of removable appliances per 100 fixed appliances - proposed treatment (rolling 12 month period)	8	848	0.94	6.99	5.66
Rate of removable appliances per 100 fixed appliances - completed treatment (rolling 12 month period)	32	790	4.05	6.41	4.88
% of courses of treatment with removable appliances only - proposed treatment (rolling 12 month period)	4	431	0.9%	2.5%	2.1%
% of courses of treatment with removable appliances only - completed treatment (rolling 12 month period)	6	408	1.5%	1.8%	1.5%
% of patients satisfied with the treatment they have received (rolling 12 month period)	9	9	100.0%	95.6%	95.7%

\* Figures in italics indicate that the base number is less than 100.

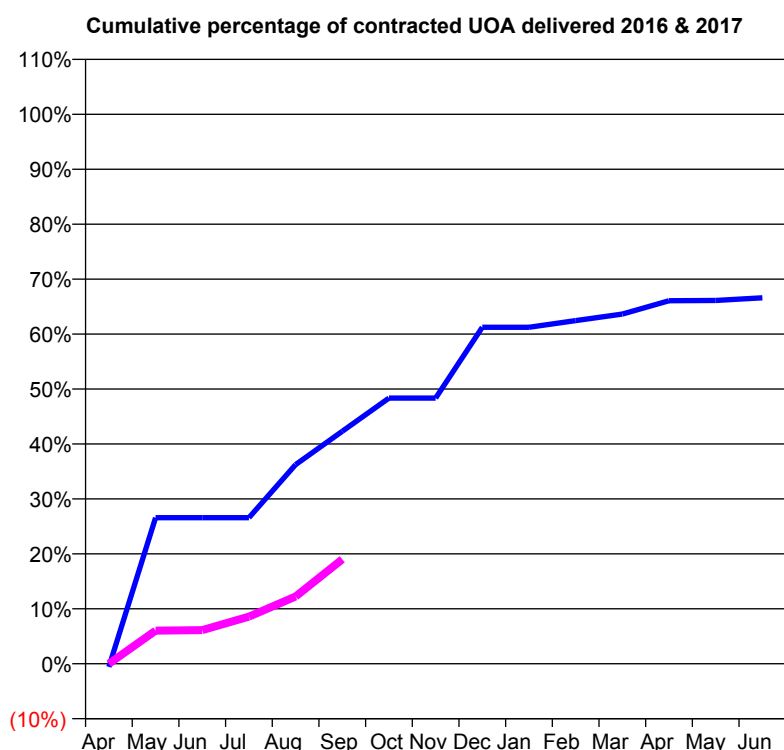
**Q54 - Vital Signs Orthodontic At a Glance Contract Report for 111287/0001 - September 2016**

Name or company name	Black Country Orthodontics Ltd
Contract type name	PDS Contract
Purpose of contract	Orthodontic
Contract start date	01/01/2015
Contract end date	31/03/2018

16/17 Contracted general activity (UDA)	0
Carry forward general activity (UDA)	0
16/17 Contracted orthodontic activity (UOA)	3,483
Carry forward orthodontic activity (UOA)	0
Baseline contract value	£222,062.63

**ACCESS**

	Contract	England and Wales
24 month ratio of assessments to patient IDs	1.00	1.10

**ACTIVITY**


Month	Adjusted Scheduled Activity (UOA)	
	2016	2017
April	-21	0
May	926	210
June	926	213
July	926	299
August	1,262	426
September	1,474	662
October	1,684	
November	1,684	
December	2,133	
January	2,133	
February	2,175	
March	2,217	
April	2,301	
May	2,303	
June	2,320	

**QUALITY**

	Contract Quantity	Contract Base Number	Contract *	Region	England
% of all assessments that were assess and fit appliances (rolling 12 month period)	75	89	84.3%	53.0%	54.1%
% of all assessments that were assess and refuse (rolling 12 month period)	1	89	1.1%	11.7%	12.4%
% of all assessments that were assess and review (rolling 12 month period)	13	89	14.6%	35.3%	33.5%
% of terminated courses where treatment was abandoned or discontinued (rolling 12 month period)	13	97	13.4%	8.5%	7.2%
% of completed treatments indicating that PAR score was taken (year to date)	0	44	0.0%	58.7%	58.9%
Rate of removable appliances per 100 fixed appliances - proposed treatment (rolling 12 month period)	0	80	0.00	6.99	5.66
Rate of removable appliances per 100 fixed appliances - completed treatment (rolling 12 month period)	1	109	0.92	6.41	4.88
% of courses of treatment with removable appliances only - proposed treatment (rolling 12 month period)	0	75	0.0%	2.5%	2.1%
% of courses of treatment with removable appliances only - completed treatment (rolling 12 month period)	1	84	1.2%	1.8%	1.5%
% of patients satisfied with the treatment they have received (rolling 12 month period)	0	0	N/A	95.6%	95.7%

\* Figures in italics indicate that the base number is less than 100.

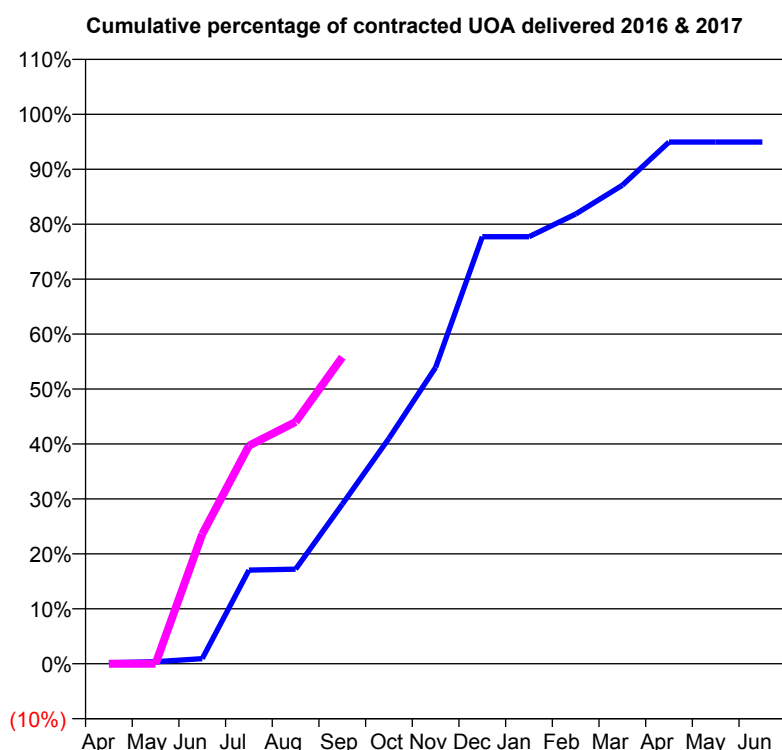
**Q54 - Vital Signs Orthodontic At a Glance Contract Report for 122068/0001 - September 2016**

Name or company name	Jandu, Bhambra and Payne
Contract type name	GDS Contract
Purpose of contract	General and Orthodontic
Contract start date	01/04/2014
Contract end date	

16/17 Contracted general activity (UDA)	1,413
Carry forward general activity (UDA)	0
16/17 Contracted orthodontic activity (UOA)	534
Carry forward orthodontic activity (UOA)	0
Baseline contract value	£70,446.89

**ACCESS**

	Contract	England and Wales
24 month ratio of assessments to patient IDs	1.05	1.10

**ACTIVITY**


Month	Adjusted Scheduled Activity (UOA)	
	2016	2017
April	1	0
May	2	0
June	5	126
July	91	212
August	92	235
September	155	298
October	219	
November	288	
December	415	
January	415	
February	437	
March	465	
April	507	
May	507	
June	507	

**QUALITY**

	Contract Quantity	Contract Base Number	Contract *	Region	England
% of all assessments that were assess and fit appliances (rolling 12 month period)	31	57	54.4%	53.0%	54.1%
% of all assessments that were assess and refuse (rolling 12 month period)	9	57	15.8%	11.7%	12.4%
% of all assessments that were assess and review (rolling 12 month period)	17	57	29.8%	35.3%	33.5%
% of terminated courses where treatment was abandoned or discontinued (rolling 12 month period)	0	15	0.0%	8.5%	7.2%
% of completed treatments indicating that PAR score was taken (year to date)	8	10	80.0%	58.7%	58.9%
Rate of removable appliances per 100 fixed appliances - proposed treatment (rolling 12 month period)	10	59	16.95	6.99	5.66
Rate of removable appliances per 100 fixed appliances - completed treatment (rolling 12 month period)	1	11	9.09	6.41	4.88
% of courses of treatment with removable appliances only - proposed treatment (rolling 12 month period)	1	31	3.2%	2.5%	2.1%
% of courses of treatment with removable appliances only - completed treatment (rolling 12 month period)	1	15	6.7%	1.8%	1.5%
% of patients satisfied with the treatment they have received (rolling 12 month period)	2	2	100.0%	95.6%	95.7%

\* Figures in italics indicate that the base number is less than 100.

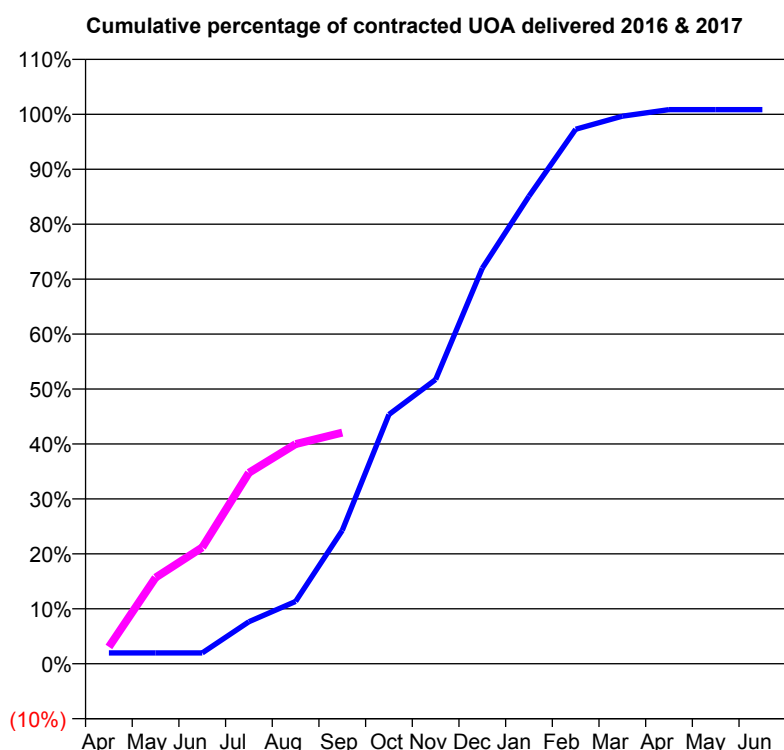
**Q54 - Vital Signs Orthodontic At a Glance Contract Report for 125008/0001 - September 2016**

Name or company name	Briars Dental Practice
Contract type name	GDS Contract
Purpose of contract	General and Orthodontic
Contract start date	01/04/2006
Contract end date	

16/17 Contracted general activity (UDA)	18,492
Carry forward general activity (UDA)	475
16/17 Contracted orthodontic activity (UOA)	2,013
Carry forward orthodontic activity (UOA)	-15
Baseline contract value	£552,687.52

**ACCESS**

	Contract	England and Wales
24 month ratio of assessments to patient IDs	1.10	1.10

**ACTIVITY**


Month	Adjusted Scheduled Activity (UOA)	
	2016	2017
April	35	62
May	35	316
June	35	426
July	135	700
August	200	805
September	428	847
October	800	
November	912	
December	1,269	
January	1,500	
February	1,715	
March	1,757	
April	1,778	
May	1,778	
June	1,778	

**QUALITY**

	Contract Quantity	Contract Base Number	Contract *	Region	England
% of all assessments that were assess and fit appliances (rolling 12 month period)	101	160	63.1%	53.0%	54.1%
% of all assessments that were assess and refuse (rolling 12 month period)	21	160	13.1%	11.7%	12.4%
% of all assessments that were assess and review (rolling 12 month period)	38	160	23.8%	35.3%	33.5%
% of terminated courses where treatment was abandoned or discontinued (rolling 12 month period)	3	36	8.3%	8.5%	7.2%
% of completed treatments indicating that PAR score was taken (year to date)	13	17	76.5%	58.7%	58.9%
Rate of removable appliances per 100 fixed appliances - proposed treatment (rolling 12 month period)	34	109	31.19	6.99	5.66
Rate of removable appliances per 100 fixed appliances - completed treatment (rolling 12 month period)	5	40	12.50	6.41	4.88
% of courses of treatment with removable appliances only - proposed treatment (rolling 12 month period)	34	101	33.7%	2.5%	2.1%
% of courses of treatment with removable appliances only - completed treatment (rolling 12 month period)	0	33	0.0%	1.8%	1.5%
% of patients satisfied with the treatment they have received (rolling 12 month period)	4	4	100.0%	95.6%	95.7%

\* Figures in italics indicate that the base number is less than 100.



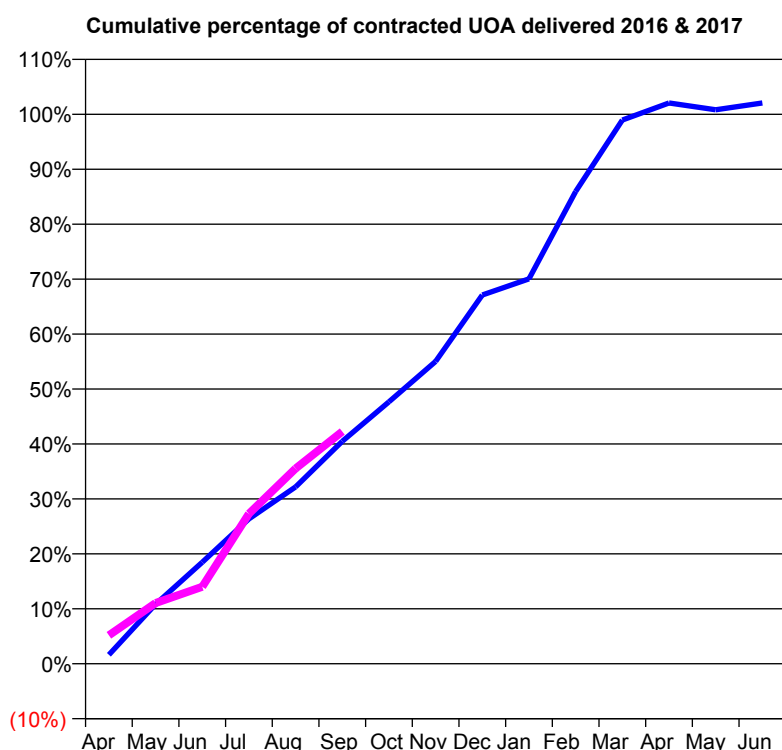
**Q54 - Vital Signs Orthodontic At a Glance Contract Report for 126543/0001 - September 2016**

Name or company name	Amblecote Dental Care
Contract type name	Pilot Contract
Purpose of contract	General and Orthodontic
Contract start date	01/10/2014
Contract end date	

16/17 Contracted general activity (UDA)	21,139
Carry forward general activity (UDA)	0
16/17 Contracted orthodontic activity (UOA)	1,699
Carry forward orthodontic activity (UOA)	22
Baseline contract value	£776,327.83

**ACCESS**

	Contract	England and Wales
24 month ratio of assessments to patient IDs	1.14	1.10

**ACTIVITY**


Month	Adjusted Scheduled Activity (UOA)	
	2016	2017
April	28	88
May	184	188
June	314	238
July	448	464
August	547	604
September	688	718
October	810	
November	935	
December	1,140	
January	1,190	
February	1,460	
March	1,681	
April	1,734	
May	1,713	
June	1,734	

**QUALITY**

	Contract Quantity	Contract Base Number	Contract *	Region	England
% of all assessments that were assess and fit appliances (rolling 12 month period)	78	249	31.3%	53.0%	54.1%
% of all assessments that were assess and refuse (rolling 12 month period)	44	249	17.7%	11.7%	12.4%
% of all assessments that were assess and review (rolling 12 month period)	127	249	51.0%	35.3%	33.5%
% of terminated courses where treatment was abandoned or discontinued (rolling 12 month period)	7	76	9.2%	8.5%	7.2%
% of completed treatments indicating that PAR score was taken (year to date)	0	33	0.0%	58.7%	58.9%
Rate of removable appliances per 100 fixed appliances - proposed treatment (rolling 12 month period)	36	84	42.86	6.99	5.66
Rate of removable appliances per 100 fixed appliances - completed treatment (rolling 12 month period)	0	31	0.00	6.41	4.88
% of courses of treatment with removable appliances only - proposed treatment (rolling 12 month period)	29	78	37.2%	2.5%	2.1%
% of courses of treatment with removable appliances only - completed treatment (rolling 12 month period)	0	69	0.0%	1.8%	1.5%
% of patients satisfied with the treatment they have received (rolling 12 month period)	2	2	100.0%	95.6%	95.7%

\* Figures in italics indicate that the base number is less than 100.

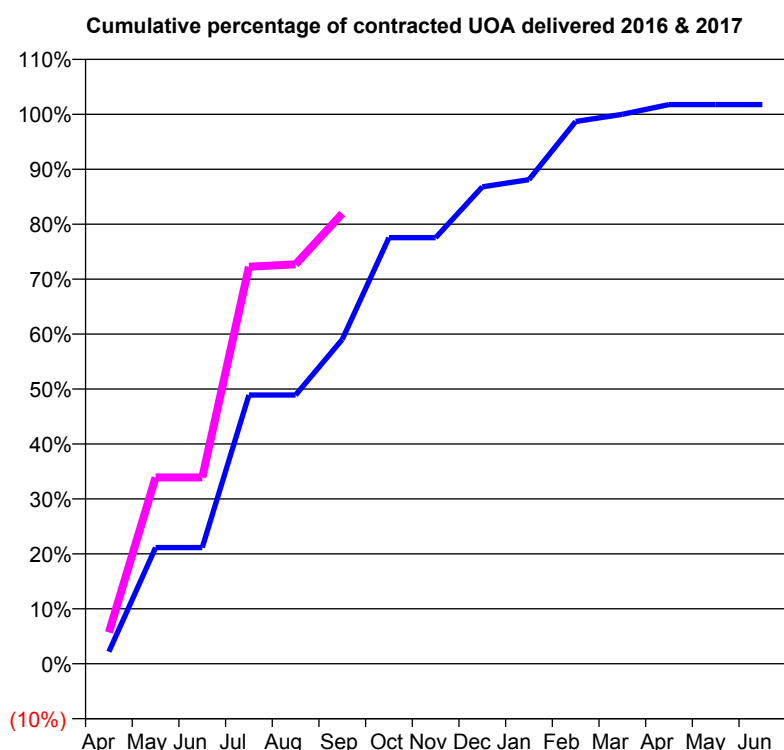
**Q54 - Vital Signs Orthodontic At a Glance Contract Report for 129321/0001 - September 2016**

Name or company name	Smile By Smile Dental
Contract type name	GDS Contract
Purpose of contract	General and Orthodontic
Contract start date	01/08/2011
Contract end date	

16/17 Contracted general activity (UDA)	8,806
Carry forward general activity (UDA)	162
16/17 Contracted orthodontic activity (UOA)	227
Carry forward orthodontic activity (UOA)	-4
Baseline contract value	£213,744.84

**ACCESS**

	Contract	England and Wales
24 month ratio of assessments to patient IDs	1.16	1.10

**ACTIVITY**


Month	Adjusted Scheduled Activity (UOA)	
	2016	2017
April	5	13
May	48	77
June	48	77
July	111	164
August	111	165
September	134	186
October	176	
November	176	
December	197	
January	200	
February	224	
March	227	
April	231	
May	231	
June	231	

**QUALITY**

	Contract Quantity	Contract Base Number	Contract *	Region	England
% of all assessments that were assess and fit appliances (rolling 12 month period)	13	36	36.1%	53.0%	54.1%
% of all assessments that were assess and refuse (rolling 12 month period)	3	36	8.3%	11.7%	12.4%
% of all assessments that were assess and review (rolling 12 month period)	20	36	55.6%	35.3%	33.5%
% of terminated courses where treatment was abandoned or discontinued (rolling 12 month period)	1	10	10.0%	8.5%	7.2%
% of completed treatments indicating that PAR score was taken (year to date)	2	9	22.2%	58.7%	58.9%
Rate of removable appliances per 100 fixed appliances - proposed treatment (rolling 12 month period)	5	24	20.83	6.99	5.66
Rate of removable appliances per 100 fixed appliances - completed treatment (rolling 12 month period)	3	16	18.75	6.41	4.88
% of courses of treatment with removable appliances only - proposed treatment (rolling 12 month period)	1	13	7.7%	2.5%	2.1%
% of courses of treatment with removable appliances only - completed treatment (rolling 12 month period)	1	9	11.1%	1.8%	1.5%
% of patients satisfied with the treatment they have received (rolling 12 month period)	1	1	100.0%	95.6%	95.7%

\* Figures in italics indicate that the base number is less than 100.

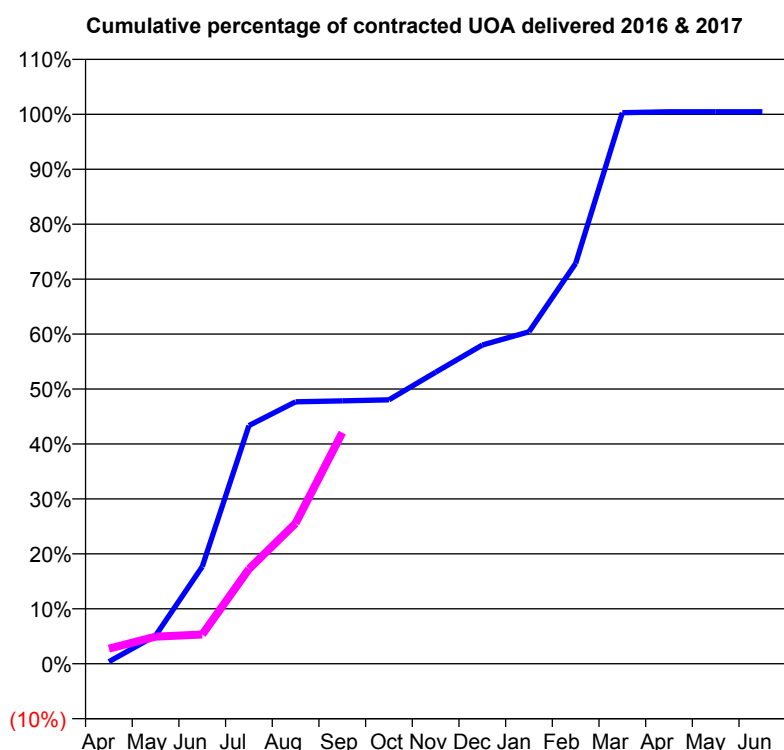
**Q54 - Vital Signs Orthodontic At a Glance Contract Report for 131342/0001 - September 2016**

Name or company name	Camila Pema Dhaya & Jatinder Kaur
Contract type name	GDS Contract
Purpose of contract	General and Orthodontic
Contract start date	01/04/2010
Contract end date	

16/17 Contracted general activity (UDA)	44,254
Carry forward general activity (UDA)	60
16/17 Contracted orthodontic activity (UOA)	1,091
Carry forward orthodontic activity (UOA)	-5
Baseline contract value	£1,310,673.86

**ACCESS**

	Contract	England and Wales
24 month ratio of assessments to patient IDs	1.04	1.10

**ACTIVITY**


Month	Adjusted Scheduled Activity (UOA)	
	2016	2017
April	4	30
May	56	54
June	193	58
July	473	188
August	520	279
September	522	459
October	524	
November	579	
December	633	
January	659	
February	795	
March	1,094	
April	1,096	
May	1,096	
June	1,096	

**QUALITY**

	Contract Quantity	Contract Base Number	Contract *	Region	England
% of all assessments that were assess and fit appliances (rolling 12 month period)	45	120	37.5%	53.0%	54.1%
% of all assessments that were assess and refuse (rolling 12 month period)	16	120	13.3%	11.7%	12.4%
% of all assessments that were assess and review (rolling 12 month period)	59	120	49.2%	35.3%	33.5%
% of terminated courses where treatment was abandoned or discontinued (rolling 12 month period)	1	2	50.0%	8.5%	7.2%
% of completed treatments indicating that PAR score was taken (year to date)	0	1	0.0%	58.7%	58.9%
Rate of removable appliances per 100 fixed appliances - proposed treatment (rolling 12 month period)	0	10	0.00	6.99	5.66
Rate of removable appliances per 100 fixed appliances - completed treatment (rolling 12 month period)	0	1	0.00	6.41	4.88
% of courses of treatment with removable appliances only - proposed treatment (rolling 12 month period)	0	45	0.0%	2.5%	2.1%
% of courses of treatment with removable appliances only - completed treatment (rolling 12 month period)	0	1	0.0%	1.8%	1.5%
% of patients satisfied with the treatment they have received (rolling 12 month period)	0	0	N/A	95.6%	95.7%

\* Figures in italics indicate that the base number is less than 100.

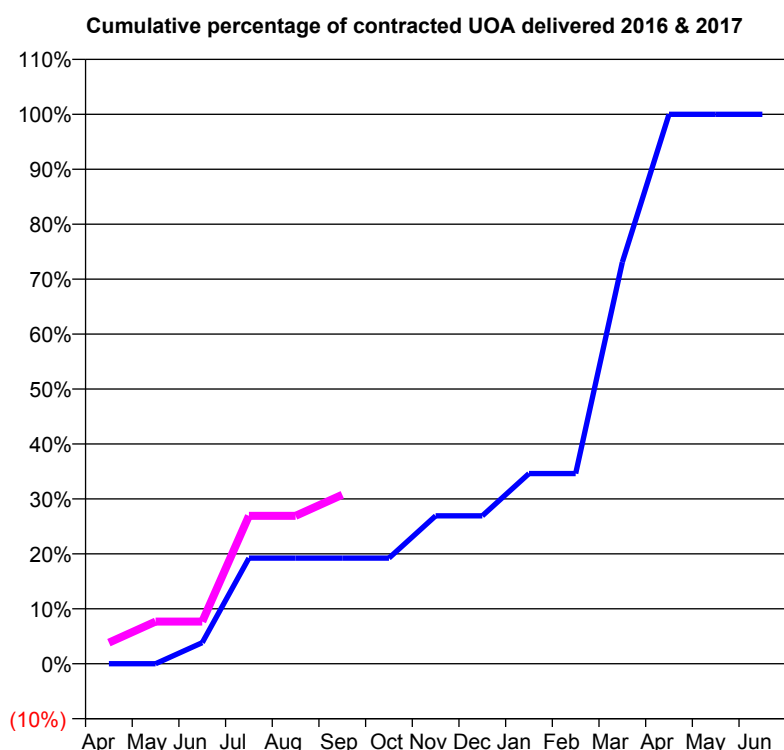
**Q54 - Vital Signs Orthodontic At a Glance Contract Report for 138657/0001 - September 2016**

Name or company name	Coalway Road Dental Practice
Contract type name	GDS Contract
Purpose of contract	General and Orthodontic
Contract start date	01/06/2011
Contract end date	

16/17 Contracted general activity (UDA)	15,000
Carry forward general activity (UDA)	-87
16/17 Contracted orthodontic activity (UOA)	546
Carry forward orthodontic activity (UOA)	0
Baseline contract value	£317,492.57

**ACCESS**

	Contract	England and Wales
24 month ratio of assessments to patient IDs	1.00	1.10

**ACTIVITY**


Month	Adjusted Scheduled Activity (UOA)	
	2016	2017
April	0	21
May	0	42
June	21	42
July	105	147
August	105	147
September	105	168
October	105	
November	147	
December	147	
January	189	
February	189	
March	399	
April	546	
May	546	
June	546	

**QUALITY**

	Contract Quantity	Contract Base Number	Contract *	Region	England
% of all assessments that were assess and fit appliances (rolling 12 month period)	29	29	100.0%	53.0%	54.1%
% of all assessments that were assess and refuse (rolling 12 month period)	0	29	0.0%	11.7%	12.4%
% of all assessments that were assess and review (rolling 12 month period)	0	29	0.0%	35.3%	33.5%
% of terminated courses where treatment was abandoned or discontinued (rolling 12 month period)	13	34	38.2%	8.5%	7.2%
% of completed treatments indicating that PAR score was taken (year to date)	11	11	100.0%	58.7%	58.9%
Rate of removable appliances per 100 fixed appliances - proposed treatment (rolling 12 month period)	11	21	52.38	6.99	5.66
Rate of removable appliances per 100 fixed appliances - completed treatment (rolling 12 month period)	4	38	10.53	6.41	4.88
% of courses of treatment with removable appliances only - proposed treatment (rolling 12 month period)	11	29	37.9%	2.5%	2.1%
% of courses of treatment with removable appliances only - completed treatment (rolling 12 month period)	0	21	0.0%	1.8%	1.5%
% of patients satisfied with the treatment they have received (rolling 12 month period)	2	2	100.0%	95.6%	95.7%

\* Figures in italics indicate that the base number is less than 100.

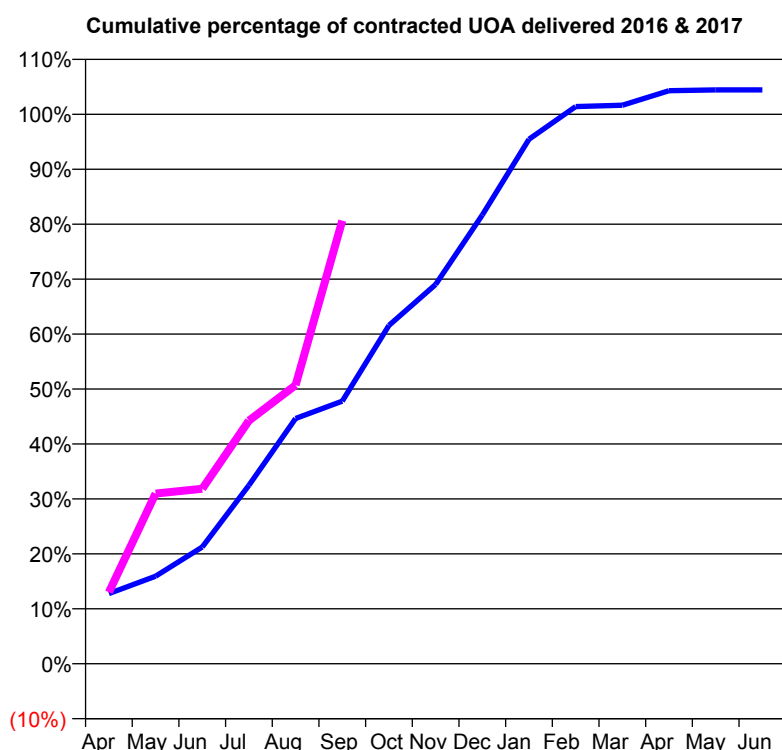
**Q54 - Vital Signs Orthodontic At a Glance Contract Report for 140260/0001 - September 2016**

Name or company name	Thornley & Thornley
Contract type name	GDS Contract
Purpose of contract	General and Orthodontic
Contract start date	01/04/2006
Contract end date	

16/17 Contracted general activity (UDA)	3,132
Carry forward general activity (UDA)	-63
16/17 Contracted orthodontic activity (UOA)	791
Carry forward orthodontic activity (UOA)	-16
Baseline contract value	£133,836.02

**ACCESS**

	Contract	England and Wales
24 month ratio of assessments to patient IDs	1.12	1.10

**ACTIVITY**


Month	Adjusted Scheduled Activity (UOA)	
	2016	2017
April	101	103
May	126	245
June	168	252
July	257	350
August	353	401
September	378	638
October	487	
November	546	
December	646	
January	755	
February	802	
March	804	
April	825	
May	826	
June	826	

**QUALITY**

	Contract Quantity	Contract Base Number	Contract *	Region	England
% of all assessments that were assess and fit appliances (rolling 12 month period)	48	165	29.1%	53.0%	54.1%
% of all assessments that were assess and refuse (rolling 12 month period)	22	165	13.3%	11.7%	12.4%
% of all assessments that were assess and review (rolling 12 month period)	95	165	57.6%	35.3%	33.5%
% of terminated courses where treatment was abandoned or discontinued (rolling 12 month period)	5	28	17.9%	8.5%	7.2%
% of completed treatments indicating that PAR score was taken (year to date)	12	12	100.0%	58.7%	58.9%
Rate of removable appliances per 100 fixed appliances - proposed treatment (rolling 12 month period)	7	88	7.95	6.99	5.66
Rate of removable appliances per 100 fixed appliances - completed treatment (rolling 12 month period)	4	44	9.09	6.41	4.88
% of courses of treatment with removable appliances only - proposed treatment (rolling 12 month period)	1	48	2.1%	2.5%	2.1%
% of courses of treatment with removable appliances only - completed treatment (rolling 12 month period)	1	23	4.3%	1.8%	1.5%
% of patients satisfied with the treatment they have received (rolling 12 month period)	1	1	100.0%	95.6%	95.7%

\* Figures in italics indicate that the base number is less than 100.

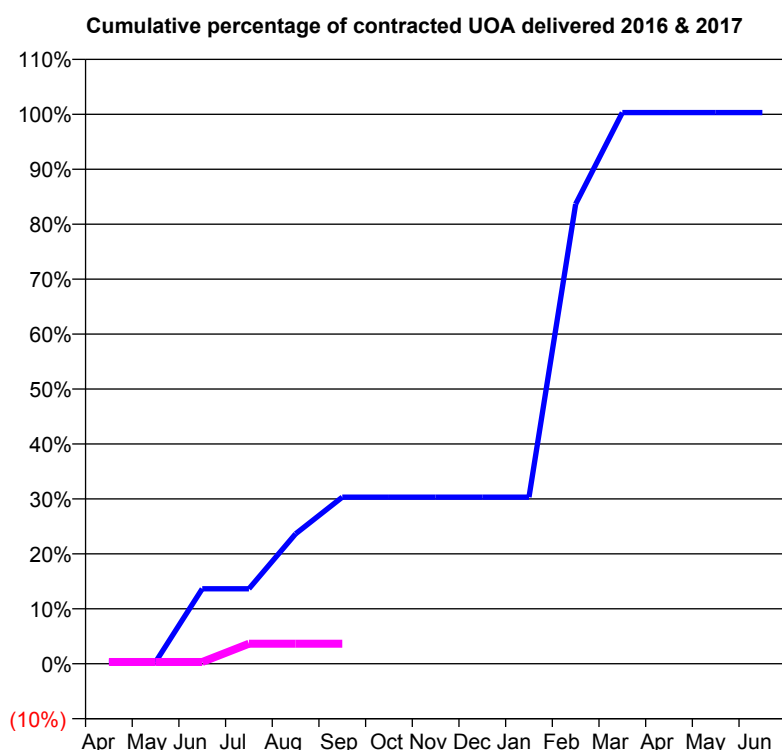
**Q54 - Vital Signs Orthodontic At a Glance Contract Report for 142131/0004 - September 2016**

Name or company name	New Road Dental Practice
Contract type name	PDS Contract
Purpose of contract	Orthodontic
Contract start date	13/06/2011
Contract end date	31/03/2018

16/17 Contracted general activity (UDA)	0
Carry forward general activity (UDA)	0
16/17 Contracted orthodontic activity (UOA)	630
Carry forward orthodontic activity (UOA)	-2
Baseline contract value	£29,983.99

**ACCESS**

	Contract	England and Wales
24 month ratio of assessments to patient IDs	1.00	1.10

**ACTIVITY**


Month	Adjusted Scheduled Activity (UOA)	
	2016	2017
April	2	2
May	2	2
June	86	2
July	86	23
August	149	23
September	191	23
October	191	
November	191	
December	191	
January	191	
February	527	
March	632	
April	632	
May	632	
June	632	

**QUALITY**

	Contract Quantity	Contract Base Number	Contract *	Region	England
% of all assessments that were assess and fit appliances (rolling 12 month period)	22	22	100.0%	53.0%	54.1%
% of all assessments that were assess and refuse (rolling 12 month period)	0	22	0.0%	11.7%	12.4%
% of all assessments that were assess and review (rolling 12 month period)	0	22	0.0%	35.3%	33.5%
% of terminated courses where treatment was abandoned or discontinued (rolling 12 month period)	17	33	51.5%	8.5%	7.2%
% of completed treatments indicating that PAR score was taken (year to date)	12	12	100.0%	58.7%	58.9%
Rate of removable appliances per 100 fixed appliances - proposed treatment (rolling 12 month period)	8	22	36.36	6.99	5.66
Rate of removable appliances per 100 fixed appliances - completed treatment (rolling 12 month period)	1	32	3.13	6.41	4.88
% of courses of treatment with removable appliances only - proposed treatment (rolling 12 month period)	8	22	36.4%	2.5%	2.1%
% of courses of treatment with removable appliances only - completed treatment (rolling 12 month period)	0	16	0.0%	1.8%	1.5%
% of patients satisfied with the treatment they have received (rolling 12 month period)	0	0	N/A	95.6%	95.7%

\* Figures in italics indicate that the base number is less than 100.

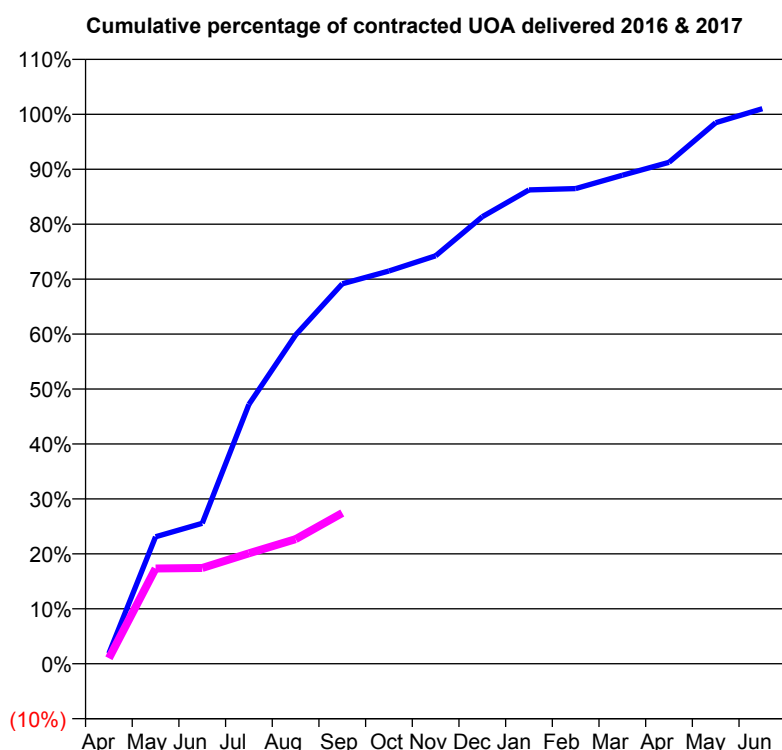
**Q54 - Vital Signs Orthodontic At a Glance Contract Report for 148733/0001 - September 2016**

Name or company name	Morgan Dental
Contract type name	GDS Contract
Purpose of contract	General and Orthodontic
Contract start date	01/10/2013
Contract end date	

16/17 Contracted general activity (UDA)	773
Carry forward general activity (UDA)	30
16/17 Contracted orthodontic activity (UOA)	900
Carry forward orthodontic activity (UOA)	-9
Baseline contract value	£78,410.32

**ACCESS**

	Contract	England and Wales
24 month ratio of assessments to patient IDs	1.05	1.10

**ACTIVITY**


Month	Adjusted Scheduled Activity (UOA)	
	2016	2017
April	17	9
May	208	156
June	230	157
July	425	181
August	538	204
September	622	247
October	643	
November	668	
December	732	
January	776	
February	778	
March	800	
April	821	
May	886	
June	909	

**QUALITY**

	Contract Quantity	Contract Base Number	Contract *	Region	England
% of all assessments that were assess and fit appliances (rolling 12 month period)	24	45	53.3%	53.0%	54.1%
% of all assessments that were assess and refuse (rolling 12 month period)	5	45	11.1%	11.7%	12.4%
% of all assessments that were assess and review (rolling 12 month period)	16	45	35.6%	35.3%	33.5%
% of terminated courses where treatment was abandoned or discontinued (rolling 12 month period)	3	13	23.1%	8.5%	7.2%
% of completed treatments indicating that PAR score was taken (year to date)	1	1	100.0%	58.7%	58.9%
Rate of removable appliances per 100 fixed appliances - proposed treatment (rolling 12 month period)	10	42	23.81	6.99	5.66
Rate of removable appliances per 100 fixed appliances - completed treatment (rolling 12 month period)	1	20	5.00	6.41	4.88
% of courses of treatment with removable appliances only - proposed treatment (rolling 12 month period)	1	24	4.2%	2.5%	2.1%
% of courses of treatment with removable appliances only - completed treatment (rolling 12 month period)	0	10	0.0%	1.8%	1.5%
% of patients satisfied with the treatment they have received (rolling 12 month period)	0	0	N/A	95.6%	95.7%

\* Figures in italics indicate that the base number is less than 100.

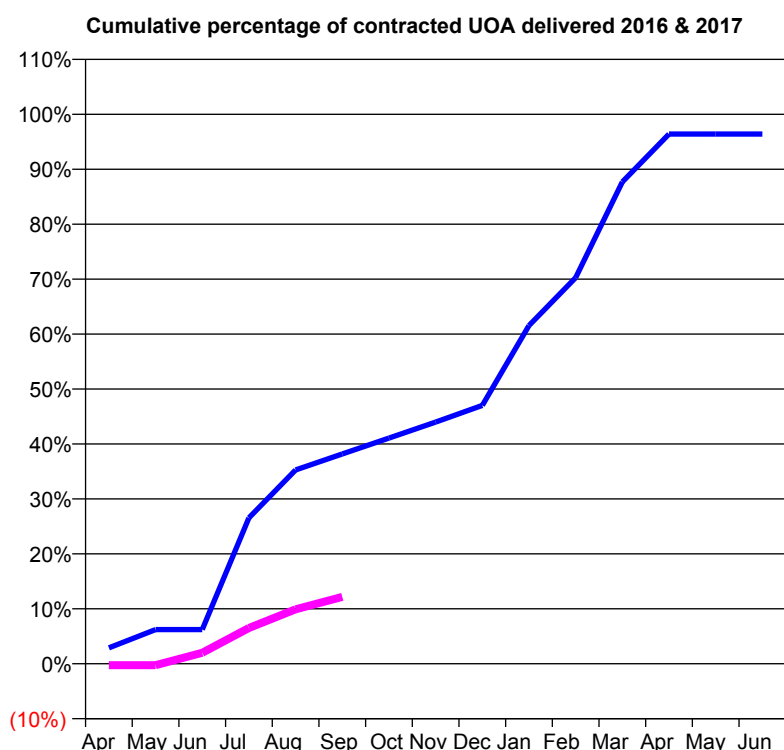
**Q54 - Vital Signs Orthodontic At a Glance Contract Report for 150665/0001 - September 2016**

Name or company name	Shaw & Jandu Dental Practice
Contract type name	GDS Contract
Purpose of contract	General and Orthodontic
Contract start date	01/04/2009
Contract end date	

16/17 Contracted general activity (UDA)	10,110
Carry forward general activity (UDA)	327
16/17 Contracted orthodontic activity (UOA)	1,857
Carry forward orthodontic activity (UOA)	26
Baseline contract value	£257,841.70

**ACCESS**

	Contract	England and Wales
24 month ratio of assessments to patient IDs	1.08	1.10

**ACTIVITY**


Month	Adjusted Scheduled Activity (UOA)	
	2016	2017
April	21	-5
May	45	-5
June	45	37
July	192	121
August	255	184
September	276	226
October	297	
November	318	
December	340	
January	445	
February	508	
March	634	
April	697	
May	697	
June	697	

**QUALITY**

	Contract Quantity	Contract Base Number	Contract *	Region	England
% of all assessments that were assess and fit appliances (rolling 12 month period)	32	33	97.0%	53.0%	54.1%
% of all assessments that were assess and refuse (rolling 12 month period)	1	33	3.0%	11.7%	12.4%
% of all assessments that were assess and review (rolling 12 month period)	0	33	0.0%	35.3%	33.5%
% of terminated courses where treatment was abandoned or discontinued (rolling 12 month period)	0	2	0.0%	8.5%	7.2%
% of completed treatments indicating that PAR score was taken (year to date)	0	1	0.0%	58.7%	58.9%
Rate of removable appliances per 100 fixed appliances - proposed treatment (rolling 12 month period)	2	40	5.00	6.99	5.66
Rate of removable appliances per 100 fixed appliances - completed treatment (rolling 12 month period)	0	2	0.00	6.41	4.88
% of courses of treatment with removable appliances only - proposed treatment (rolling 12 month period)	2	32	6.3%	2.5%	2.1%
% of courses of treatment with removable appliances only - completed treatment (rolling 12 month period)	0	2	0.0%	1.8%	1.5%
% of patients satisfied with the treatment they have received (rolling 12 month period)	1	1	100.0%	95.6%	95.7%

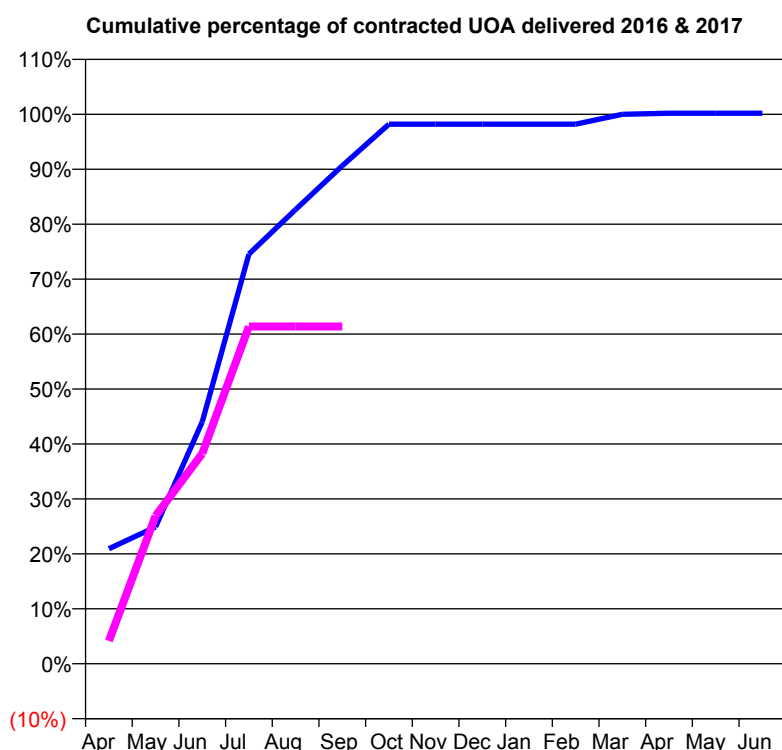
\* Figures in italics indicate that the base number is less than 100.



**Q54 - Vital Signs Orthodontic At a Glance Contract Report for 155861/0001 - September 2016**

Name or company name	Bilston Dental Surgery	16/17 Contracted general activity (UDA)	16,221
Contract type name	GDS Contract	Carry forward general activity (UDA)	-31
Purpose of contract	General and Orthodontic	16/17 Contracted orthodontic activity (UOA)	554
Contract start date	25/02/2011	Carry forward orthodontic activity (UOA)	0
Contract end date		Baseline contract value	£379,148.03

ACCESS	Contract	England and Wales
24 month ratio of assessments to patient IDs	1.03	1.10

**ACTIVITY**


Month	Adjusted Scheduled Activity (UOA)	
	2016	2017
April	116	23
May	138	149
June	244	212
July	413	340
August	458	340
September	502	340
October	544	
November	544	
December	544	
January	544	
February	544	
March	554	
April	555	
May	555	
June	555	

**QUALITY**

	Contract Quantity	Contract Base Number	Contract *	Region	England
% of all assessments that were assess and fit appliances (rolling 12 month period)	18	33	54.5%	53.0%	54.1%
% of all assessments that were assess and refuse (rolling 12 month period)	1	33	3.0%	11.7%	12.4%
% of all assessments that were assess and review (rolling 12 month period)	14	33	42.4%	35.3%	33.5%
% of terminated courses where treatment was abandoned or discontinued (rolling 12 month period)	0	20	0.0%	8.5%	7.2%
% of completed treatments indicating that PAR score was taken (year to date)	6	6	100.0%	58.7%	58.9%
Rate of removable appliances per 100 fixed appliances - proposed treatment (rolling 12 month period)	0	33	0.00	6.99	5.66
Rate of removable appliances per 100 fixed appliances - completed treatment (rolling 12 month period)	2	36	5.56	6.41	4.88
% of courses of treatment with removable appliances only - proposed treatment (rolling 12 month period)	0	18	0.0%	2.5%	2.1%
% of courses of treatment with removable appliances only - completed treatment (rolling 12 month period)	0	20	0.0%	1.8%	1.5%
% of patients satisfied with the treatment they have received (rolling 12 month period)	0	0	N/A	95.6%	95.7%

\* Figures in italics indicate that the base number is less than 100.

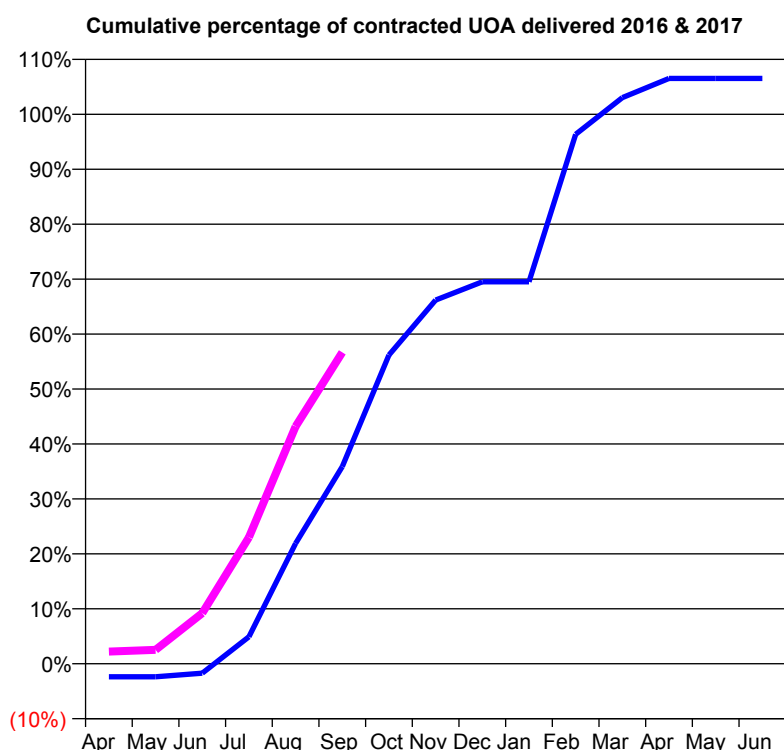
**Q54 - Vital Signs Orthodontic At a Glance Contract Report for 157422/0007 - September 2016**

Name or company name	Priory Dental Practice
Contract type name	PDS Contract
Purpose of contract	Orthodontic
Contract start date	13/06/2011
Contract end date	31/03/2018

16/17 Contracted general activity (UDA)	0
Carry forward general activity (UDA)	0
16/17 Contracted orthodontic activity (UOA)	630
Carry forward orthodontic activity (UOA)	-13
Baseline contract value	£29,983.99

**ACCESS**

	Contract	England and Wales
24 month ratio of assessments to patient IDs	1.01	1.10

**ACTIVITY**


Month	Adjusted Scheduled Activity (UOA)	
	2016	2017
April	-15	14
May	-15	16
June	-11	58
July	31	145
August	138	272
September	226	357
October	354	
November	417	
December	438	
January	438	
February	607	
March	649	
April	671	
May	671	
June	671	

**QUALITY**

	Contract Quantity	Contract Base Number	Contract *	Region	England
% of all assessments that were assess and fit appliances (rolling 12 month period)	37	49	75.5%	53.0%	54.1%
% of all assessments that were assess and refuse (rolling 12 month period)	5	49	10.2%	11.7%	12.4%
% of all assessments that were assess and review (rolling 12 month period)	7	49	14.3%	35.3%	33.5%
% of terminated courses where treatment was abandoned or discontinued (rolling 12 month period)	5	31	16.1%	8.5%	7.2%
% of completed treatments indicating that PAR score was taken (year to date)	1	18	5.6%	58.7%	58.9%
Rate of removable appliances per 100 fixed appliances - proposed treatment (rolling 12 month period)	2	43	4.65	6.99	5.66
Rate of removable appliances per 100 fixed appliances - completed treatment (rolling 12 month period)	0	48	0.00	6.41	4.88
% of courses of treatment with removable appliances only - proposed treatment (rolling 12 month period)	2	37	5.4%	2.5%	2.1%
% of courses of treatment with removable appliances only - completed treatment (rolling 12 month period)	0	26	0.0%	1.8%	1.5%
% of patients satisfied with the treatment they have received (rolling 12 month period)	2	2	100.0%	95.6%	95.7%

\* Figures in italics indicate that the base number is less than 100.

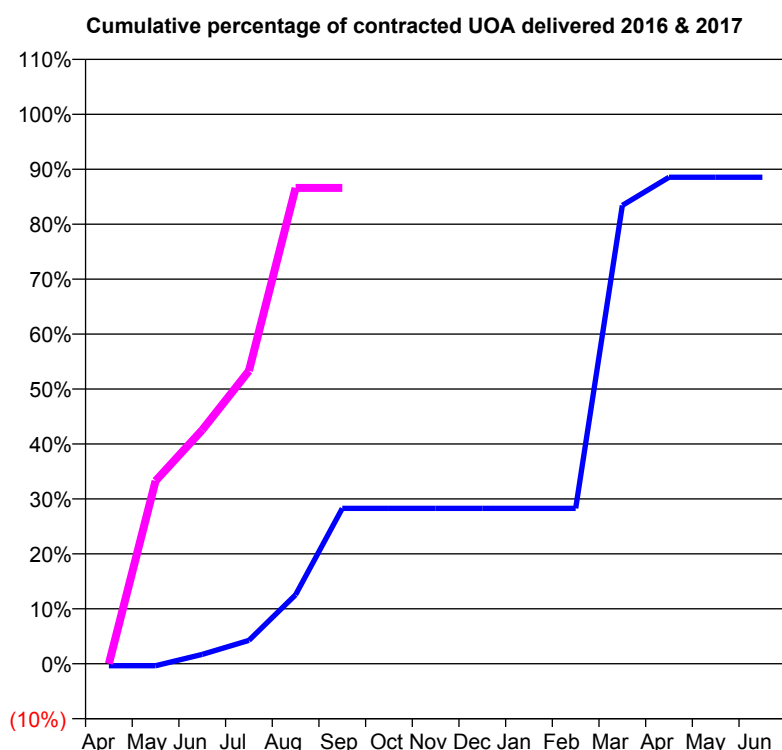
**Q54 - Vital Signs Orthodontic At a Glance Contract Report for 171654/0001 - September 2016**

Name or company name	Kingswinford Health Centre 2
Contract type name	GDS Contract
Purpose of contract	General and Orthodontic
Contract start date	01/09/2014
Contract end date	

16/17 Contracted general activity (UDA)	11,155
Carry forward general activity (UDA)	-179
16/17 Contracted orthodontic activity (UOA)	820
Carry forward orthodontic activity (UOA)	0
Baseline contract value	£319,934.65

**ACCESS**

	Contract	England and Wales
24 month ratio of assessments to patient IDs	1.16	1.10

**ACTIVITY**


Month	Adjusted Scheduled Activity (UOA)	
	2016	2017
April	-3	0
May	-3	273
June	14	349
July	35	437
August	103	710
September	232	710
October	232	
November	232	
December	232	
January	232	
February	232	
March	684	
April	726	
May	726	
June	726	

**QUALITY**

	Contract Quantity	Contract Base Number	Contract *	Region	England
% of all assessments that were assess and fit appliances (rolling 12 month period)	61	89	68.5%	53.0%	54.1%
% of all assessments that were assess and refuse (rolling 12 month period)	13	89	14.6%	11.7%	12.4%
% of all assessments that were assess and review (rolling 12 month period)	15	89	16.9%	35.3%	33.5%
% of terminated courses where treatment was abandoned or discontinued (rolling 12 month period)	3	7	42.9%	8.5%	7.2%
% of completed treatments indicating that PAR score was taken (year to date)	0	0	N/A	58.7%	58.9%
Rate of removable appliances per 100 fixed appliances - proposed treatment (rolling 12 month period)	21	69	30.43	6.99	5.66
Rate of removable appliances per 100 fixed appliances - completed treatment (rolling 12 month period)	0	7	0.00	6.41	4.88
% of courses of treatment with removable appliances only - proposed treatment (rolling 12 month period)	20	61	32.8%	2.5%	2.1%
% of courses of treatment with removable appliances only - completed treatment (rolling 12 month period)	0	4	0.0%	1.8%	1.5%
% of patients satisfied with the treatment they have received (rolling 12 month period)	2	2	100.0%	95.6%	95.7%

\* Figures in italics indicate that the base number is less than 100.

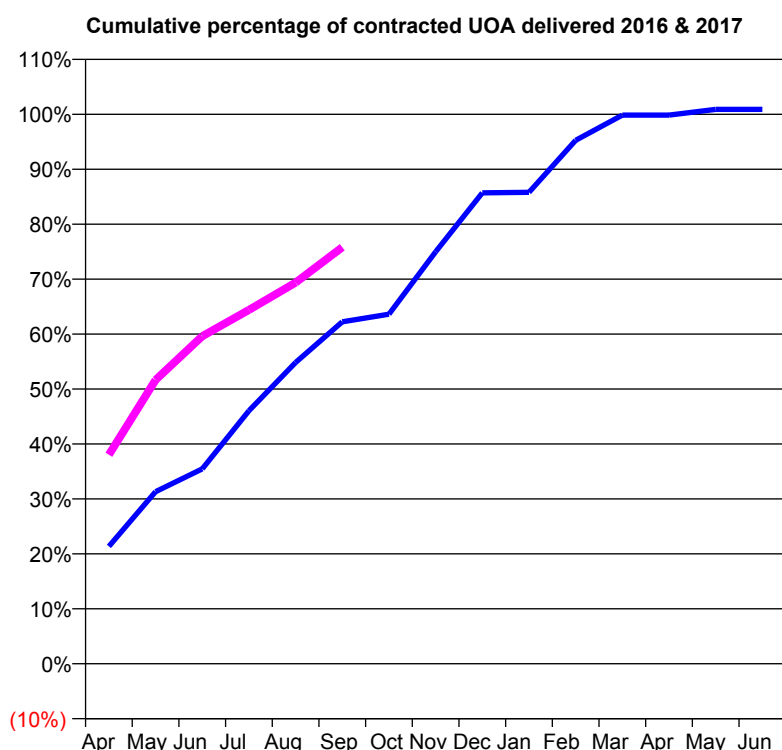
**Q54 - Vital Signs Orthodontic At a Glance Contract Report for 176745/0001 - September 2016**

Name or company name	Dr V Ansari & Dr N kimberlin
Contract type name	GDS Contract
Purpose of contract	General and Orthodontic
Contract start date	01/04/2012
Contract end date	

16/17 Contracted general activity (UDA)	3,216
Carry forward general activity (UDA)	0
16/17 Contracted orthodontic activity (UOA)	2,050
Carry forward orthodontic activity (UOA)	-18
Baseline contract value	£215,264.83

**ACCESS**

	Contract	England and Wales
24 month ratio of assessments to patient IDs	1.04	1.10

**ACTIVITY**


Month	Adjusted Scheduled Activity (UOA)	
	2016	2017
April	438	780
May	642	1,059
June	727	1,222
July	944	1,320
August	1,124	1,422
September	1,276	1,554
October	1,304	
November	1,537	
December	1,757	
January	1,759	
February	1,953	
March	2,047	
April	2,047	
May	2,068	
June	2,068	

**QUALITY**

	Contract Quantity	Contract Base Number	Contract *	Region	England
% of all assessments that were assess and fit appliances (rolling 12 month period)	104	299	34.8%	53.0%	54.1%
% of all assessments that were assess and refuse (rolling 12 month period)	66	299	22.1%	11.7%	12.4%
% of all assessments that were assess and review (rolling 12 month period)	129	299	43.1%	35.3%	33.5%
% of terminated courses where treatment was abandoned or discontinued (rolling 12 month period)	4	74	5.4%	8.5%	7.2%
% of completed treatments indicating that PAR score was taken (year to date)	0	24	0.0%	58.7%	58.9%
Rate of removable appliances per 100 fixed appliances - proposed treatment (rolling 12 month period)	3	203	1.48	6.99	5.66
Rate of removable appliances per 100 fixed appliances - completed treatment (rolling 12 month period)	0	136	0.00	6.41	4.88
% of courses of treatment with removable appliances only - proposed treatment (rolling 12 month period)	2	104	1.9%	2.5%	2.1%
% of courses of treatment with removable appliances only - completed treatment (rolling 12 month period)	0	70	0.0%	1.8%	1.5%
% of patients satisfied with the treatment they have received (rolling 12 month period)	2	2	100.0%	95.6%	95.7%

\* Figures in italics indicate that the base number is less than 100.

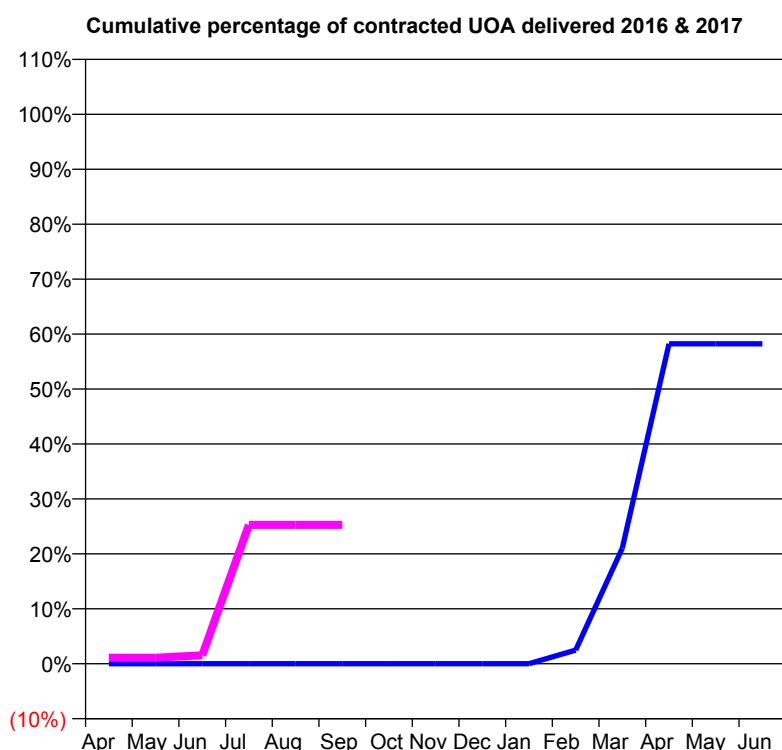
**Q54 - Vital Signs Orthodontic At a Glance Contract Report for 184926/0001 - September 2016**

Name or company name	Mrs Jaspreet Kiran Kaur Pahal
Contract type name	GDS Contract
Purpose of contract	General and Orthodontic
Contract start date	01/01/2016
Contract end date	

16/17 Contracted general activity (UDA)	7,545
Carry forward general activity (UDA)	0
16/17 Contracted orthodontic activity (UOA)	451
Carry forward orthodontic activity (UOA)	-5
Baseline contract value	£204,900.35

**ACCESS**

	Contract	England and Wales
24 month ratio of assessments to patient IDs	1.00	1.10

**ACTIVITY**


Month	Adjusted Scheduled Activity (UOA)	
	2016	2017
April	0	5
May	0	5
June	0	7
July	0	114
August	0	114
September	0	114
October	0	
November	0	
December	0	
January	0	
February	3	
March	24	
April	66	
May	66	
June	66	

**QUALITY**

	Contract Quantity	Contract Base Number	Contract *	Region	England
% of all assessments that were assess and fit appliances (rolling 12 month period)	8	14	57.1%	53.0%	54.1%
% of all assessments that were assess and refuse (rolling 12 month period)	0	14	0.0%	11.7%	12.4%
% of all assessments that were assess and review (rolling 12 month period)	6	14	42.9%	35.3%	33.5%
% of terminated courses where treatment was abandoned or discontinued (rolling 12 month period)	0	1	0.0%	8.5%	7.2%
% of completed treatments indicating that PAR score was taken (year to date)	0	1	0.0%	58.7%	58.9%
Rate of removable appliances per 100 fixed appliances - proposed treatment (rolling 12 month period)	0	6	0.00	6.99	5.66
Rate of removable appliances per 100 fixed appliances - completed treatment (rolling 12 month period)	0	0	N/A	6.41	4.88
% of courses of treatment with removable appliances only - proposed treatment (rolling 12 month period)	0	8	0.0%	2.5%	2.1%
% of courses of treatment with removable appliances only - completed treatment (rolling 12 month period)	0	1	0.0%	1.8%	1.5%
% of patients satisfied with the treatment they have received (rolling 12 month period)	1	1	100.0%	95.6%	95.7%

\* Figures in italics indicate that the base number is less than 100.

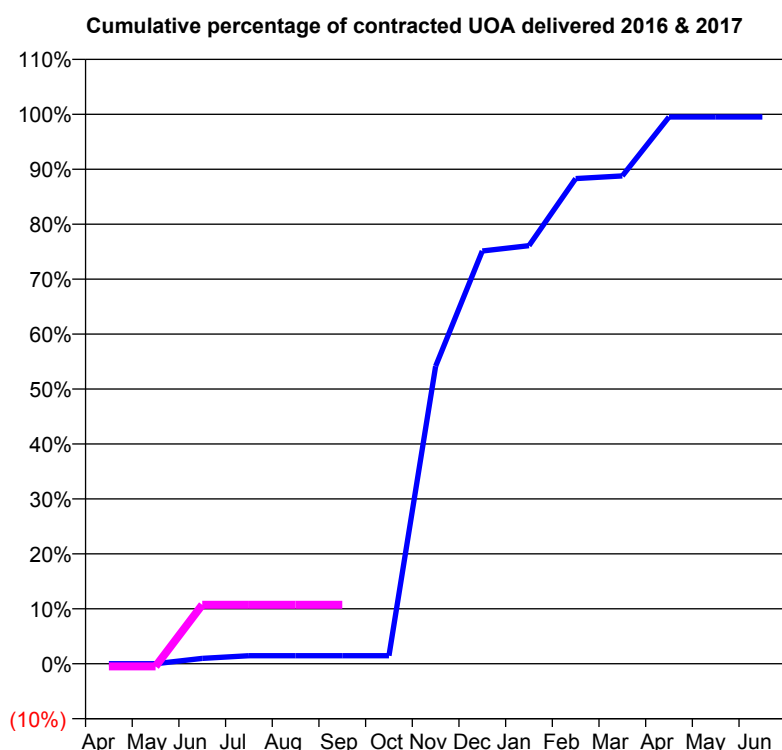
**Q54 - Vital Signs Orthodontic At a Glance Contract Report for 190489/0001 - September 2016**

Name or company name	Titley, Darby, Dehal and Associates
Contract type name	GDS Contract
Purpose of contract	General and Orthodontic
Contract start date	01/11/2011
Contract end date	

16/17 Contracted general activity (UDA)	27,023
Carry forward general activity (UDA)	0
16/17 Contracted orthodontic activity (UOA)	205
Carry forward orthodontic activity (UOA)	1
Baseline contract value	£648,411.78

**ACCESS**

	Contract	England and Wales
24 month ratio of assessments to patient IDs	1.03	1.10

**ACTIVITY**


Month	Adjusted Scheduled Activity (UOA)	
	2016	2017
April	0	-1
May	0	-1
June	2	22
July	3	22
August	3	22
September	3	22
October	3	
November	111	
December	154	
January	156	
February	181	
March	182	
April	204	
May	204	
June	204	

**QUALITY**

	Contract Quantity	Contract Base Number	Contract *	Region	England
% of all assessments that were assess and fit appliances (rolling 12 month period)	10	24	41.7%	53.0%	54.1%
% of all assessments that were assess and refuse (rolling 12 month period)	2	24	8.3%	11.7%	12.4%
% of all assessments that were assess and review (rolling 12 month period)	12	24	50.0%	35.3%	33.5%
% of terminated courses where treatment was abandoned or discontinued (rolling 12 month period)	0	9	0.0%	8.5%	7.2%
% of completed treatments indicating that PAR score was taken (year to date)	0	4	0.0%	58.7%	58.9%
Rate of removable appliances per 100 fixed appliances - proposed treatment (rolling 12 month period)	0	14	0.00	6.99	5.66
Rate of removable appliances per 100 fixed appliances - completed treatment (rolling 12 month period)	0	1	0.00	6.41	4.88
% of courses of treatment with removable appliances only - proposed treatment (rolling 12 month period)	0	10	0.0%	2.5%	2.1%
% of courses of treatment with removable appliances only - completed treatment (rolling 12 month period)	0	9	0.0%	1.8%	1.5%
% of patients satisfied with the treatment they have received (rolling 12 month period)	0	0	N/A	95.6%	95.7%

\* Figures in italics indicate that the base number is less than 100.

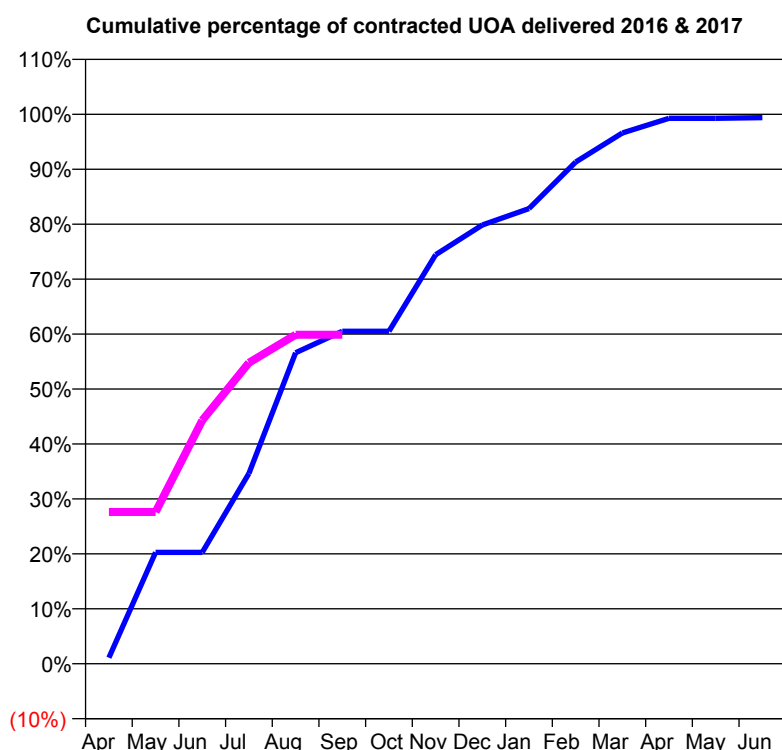
**Q54 - Vital Signs Orthodontic At a Glance Contract Report for 192198/0001 - September 2016**

Name or company name	Mr Richard Cure & Mr Preshaan Sitlu
Contract type name	PDS Contract
Purpose of contract	Orthodontic
Contract start date	02/08/2010
Contract end date	31/03/2018

16/17 Contracted general activity (UDA)	0
Carry forward general activity (UDA)	0
16/17 Contracted orthodontic activity (UOA)	1,643
Carry forward orthodontic activity (UOA)	10
Baseline contract value	£109,311.87

**ACCESS**

	Contract	England and Wales
24 month ratio of assessments to patient IDs	1.01	1.10

**ACTIVITY**


Month	Adjusted Scheduled Activity (UOA)	
	2016	2017
April	18	454
May	333	454
June	333	728
July	569	900
August	930	984
September	994	984
October	994	
November	1,223	
December	1,312	
January	1,361	
February	1,500	
March	1,587	
April	1,631	
May	1,631	
June	1,633	

**QUALITY**

	Contract Quantity	Contract Base Number	Contract *	Region	England
% of all assessments that were assess and fit appliances (rolling 12 month period)	79	121	65.3%	53.0%	54.1%
% of all assessments that were assess and refuse (rolling 12 month period)	23	121	19.0%	11.7%	12.4%
% of all assessments that were assess and review (rolling 12 month period)	19	121	15.7%	35.3%	33.5%
% of terminated courses where treatment was abandoned or discontinued (rolling 12 month period)	5	69	7.2%	8.5%	7.2%
% of completed treatments indicating that PAR score was taken (year to date)	0	34	0.0%	58.7%	58.9%
Rate of removable appliances per 100 fixed appliances - proposed treatment (rolling 12 month period)	8	121	6.61	6.99	5.66
Rate of removable appliances per 100 fixed appliances - completed treatment (rolling 12 month period)	16	113	14.16	6.41	4.88
% of courses of treatment with removable appliances only - proposed treatment (rolling 12 month period)	8	79	10.1%	2.5%	2.1%
% of courses of treatment with removable appliances only - completed treatment (rolling 12 month period)	0	64	0.0%	1.8%	1.5%
% of patients satisfied with the treatment they have received (rolling 12 month period)	7	7	100.0%	95.6%	95.7%

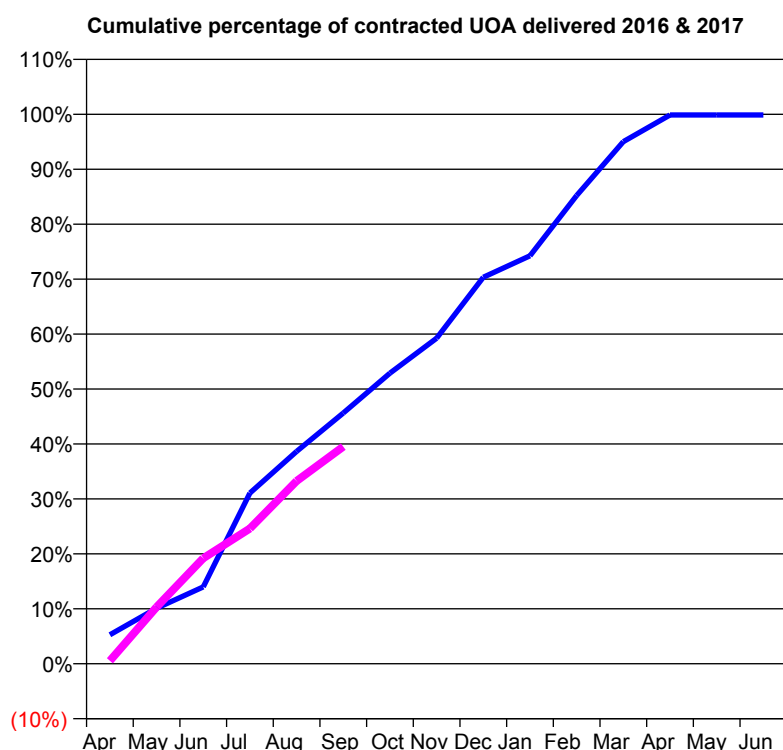
\* Figures in italics indicate that the base number is less than 100.

**Q54 - Vital Signs Orthodontic At a Glance Contract Report for 199001/0001 - September 2016**

Name or company name	Orthodontics For You	16/17 Contracted general activity (UDA)	0
Contract type name	PDS Contract	Carry forward general activity (UDA)	0
Purpose of contract	Orthodontic	16/17 Contracted orthodontic activity (UOA)	12,658
Contract start date	01/07/2011	Carry forward orthodontic activity (UOA)	17
Contract end date	31/03/2018	Baseline contract value	£816,631.51

**ACCESS**

	Contract	England and Wales
24 month ratio of assessments to patient IDs	1.11	1.10

**ACTIVITY**


Month	Adjusted Scheduled Activity (UOA)	
	2016	2017
April	666	70
May	1,276	1,306
June	1,767	2,430
July	3,928	3,117
August	4,885	4,210
September	5,766	5,003
October	6,684	
November	7,486	
December	8,889	
January	9,382	
February	10,768	
March	12,008	
April	12,620	
May	12,620	
June	12,620	

**QUALITY**

	Contract Quantity	Contract Base Number	Contract *	Region	England
% of all assessments that were assess and fit appliances (rolling 12 month period)	554	1,508	36.7%	53.0%	54.1%
% of all assessments that were assess and refuse (rolling 12 month period)	126	1,508	8.4%	11.7%	12.4%
% of all assessments that were assess and review (rolling 12 month period)	828	1,508	54.9%	35.3%	33.5%
% of terminated courses where treatment was abandoned or discontinued (rolling 12 month period)	25	518	4.8%	8.5%	7.2%
% of completed treatments indicating that PAR score was taken (year to date)	194	238	81.5%	58.7%	58.9%
Rate of removable appliances per 100 fixed appliances - proposed treatment (rolling 12 month period)	90	1,005	8.96	6.99	5.66
Rate of removable appliances per 100 fixed appliances - completed treatment (rolling 12 month period)	89	866	10.28	6.41	4.88
% of courses of treatment with removable appliances only - proposed treatment (rolling 12 month period)	28	554	5.1%	2.5%	2.1%
% of courses of treatment with removable appliances only - completed treatment (rolling 12 month period)	17	493	3.4%	1.8%	1.5%
% of patients satisfied with the treatment they have received (rolling 12 month period)	19	22	86.4%	95.6%	95.7%

\* Figures in italics indicate that the base number is less than 100.

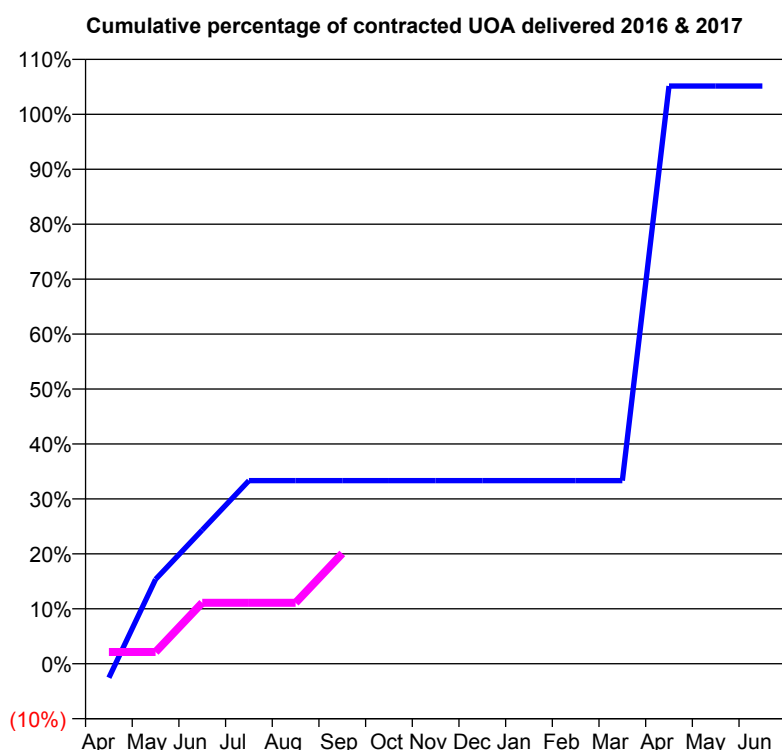


**Q54 - Vital Signs Orthodontic At a Glance Contract Report for 220124/0001 - September 2016**

Name or company name	MR PK PATEL
Contract type name	GDS Contract
Purpose of contract	General and Orthodontic
Contract start date	01/04/2006
Contract end date	

16/17 Contracted general activity (UDA)	11,324
Carry forward general activity (UDA)	-196
16/17 Contracted orthodontic activity (UOA)	234
Carry forward orthodontic activity (UOA)	-5
Baseline contract value	£347,281.60

ACCESS	Contract	England and Wales
24 month ratio of assessments to patient IDs	1.00	1.10

**ACTIVITY**


Month	Adjusted Scheduled Activity (UOA)	
	2016	2017
April	-6	5
May	36	5
June	57	26
July	78	26
August	78	26
September	78	47
October	78	
November	78	
December	78	
January	78	
February	78	
March	78	
April	246	
May	246	
June	246	

**QUALITY**

	Contract Quantity	Contract Base Number	Contract *	Region	England
% of all assessments that were assess and fit appliances (rolling 12 month period)	10	10	100.0%	53.0%	54.1%
% of all assessments that were assess and refuse (rolling 12 month period)	0	10	0.0%	11.7%	12.4%
% of all assessments that were assess and review (rolling 12 month period)	0	10	0.0%	35.3%	33.5%
% of terminated courses where treatment was abandoned or discontinued (rolling 12 month period)	0	0	N/A	8.5%	7.2%
% of completed treatments indicating that PAR score was taken (year to date)	0	0	N/A	58.7%	58.9%
Rate of removable appliances per 100 fixed appliances - proposed treatment (rolling 12 month period)	0	20	0.00	6.99	5.66
Rate of removable appliances per 100 fixed appliances - completed treatment (rolling 12 month period)	0	0	N/A	6.41	4.88
% of courses of treatment with removable appliances only - proposed treatment (rolling 12 month period)	0	10	0.0%	2.5%	2.1%
% of courses of treatment with removable appliances only - completed treatment (rolling 12 month period)	0	0	N/A	1.8%	1.5%
% of patients satisfied with the treatment they have received (rolling 12 month period)	0	0	N/A	95.6%	95.7%

\* Figures in italics indicate that the base number is less than 100.

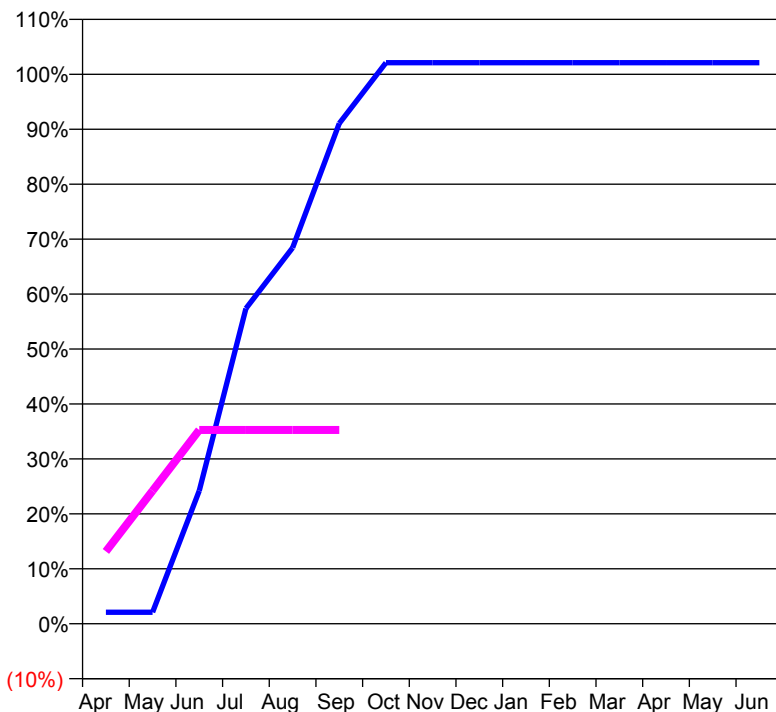
**Q54 - Vital Signs Orthodontic At a Glance Contract Report for 241083/0001 - September 2016**

Name or company name	MR V SUDRA
Contract type name	GDS Contract
Purpose of contract	General and Orthodontic
Contract start date	01/04/2006
Contract end date	

16/17 Contracted general activity (UDA)	11,592
Carry forward general activity (UDA)	17
16/17 Contracted orthodontic activity (UOA)	190
Carry forward orthodontic activity (UOA)	-4
Baseline contract value	£373,667.89

**ACCESS**

	Contract	England and Wales
24 month ratio of assessments to patient IDs	1.00	1.10

**ACTIVITY**
**Cumulative percentage of contracted UOA delivered 2016 & 2017**

**Adjusted Scheduled Activity (UOA)**

Month	2016	2017
April	4	25
May	4	46
June	46	67
July	109	67
August	130	67
September	173	67
October	194	
November	194	
December	194	
January	194	
February	194	
March	194	
April	194	
May	194	
June	194	

**QUALITY**

	Contract Quantity	Contract Base Number	Contract *	Region	England
% of all assessments that were assess and fit appliances (rolling 12 month period)	4	4	100.0%	53.0%	54.1%
% of all assessments that were assess and refuse (rolling 12 month period)	0	4	0.0%	11.7%	12.4%
% of all assessments that were assess and review (rolling 12 month period)	0	4	0.0%	35.3%	33.5%
% of terminated courses where treatment was abandoned or discontinued (rolling 12 month period)	1	2	50.0%	8.5%	7.2%
% of completed treatments indicating that PAR score was taken (year to date)	0	0	N/A	58.7%	58.9%
Rate of removable appliances per 100 fixed appliances - proposed treatment (rolling 12 month period)	0	7	0.00	6.99	5.66
Rate of removable appliances per 100 fixed appliances - completed treatment (rolling 12 month period)	0	0	N/A	6.41	4.88
% of courses of treatment with removable appliances only - proposed treatment (rolling 12 month period)	0	4	0.0%	2.5%	2.1%
% of courses of treatment with removable appliances only - completed treatment (rolling 12 month period)	0	1	0.0%	1.8%	1.5%
% of patients satisfied with the treatment they have received (rolling 12 month period)	0	0	N/A	95.6%	95.7%

\* Figures in italics indicate that the base number is less than 100.

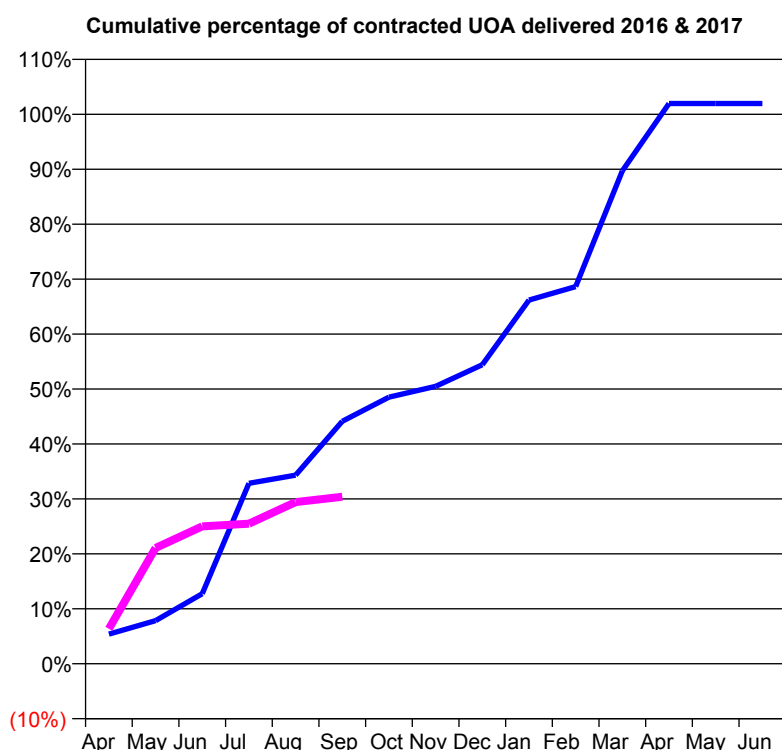
**Q54 - Vital Signs Orthodontic At a Glance Contract Report for 244228/0001 - September 2016**

Name or company name	MR JS BARDHA
Contract type name	GDS Contract
Purpose of contract	General and Orthodontic
Contract start date	01/04/2006
Contract end date	

16/17 Contracted general activity (UDA)	9,698
Carry forward general activity (UDA)	0
16/17 Contracted orthodontic activity (UOA)	204
Carry forward orthodontic activity (UOA)	0
Baseline contract value	£275,036.00

**ACCESS**

	Contract	England and Wales
24 month ratio of assessments to patient IDs	1.19	1.10

**ACTIVITY**


Month	Adjusted Scheduled Activity (UOA)	
	2016	2017
April	11	13
May	16	43
June	26	51
July	67	52
August	70	60
September	90	62
October	99	
November	103	
December	111	
January	135	
February	140	
March	183	
April	208	
May	208	
June	208	

**QUALITY**

	Contract Quantity	Contract Base Number	Contract *	Region	England
% of all assessments that were assess and fit appliances (rolling 12 month period)	3	120	2.5%	53.0%	54.1%
% of all assessments that were assess and refuse (rolling 12 month period)	0	120	0.0%	11.7%	12.4%
% of all assessments that were assess and review (rolling 12 month period)	117	120	97.5%	35.3%	33.5%
% of terminated courses where treatment was abandoned or discontinued (rolling 12 month period)	0	0	N/A	8.5%	7.2%
% of completed treatments indicating that PAR score was taken (year to date)	0	0	N/A	58.7%	58.9%
Rate of removable appliances per 100 fixed appliances - proposed treatment (rolling 12 month period)	0	0	N/A	6.99	5.66
Rate of removable appliances per 100 fixed appliances - completed treatment (rolling 12 month period)	0	0	N/A	6.41	4.88
% of courses of treatment with removable appliances only - proposed treatment (rolling 12 month period)	0	3	0.0%	2.5%	2.1%
% of courses of treatment with removable appliances only - completed treatment (rolling 12 month period)	0	0	N/A	1.8%	1.5%
% of patients satisfied with the treatment they have received (rolling 12 month period)	1	1	100.0%	95.6%	95.7%

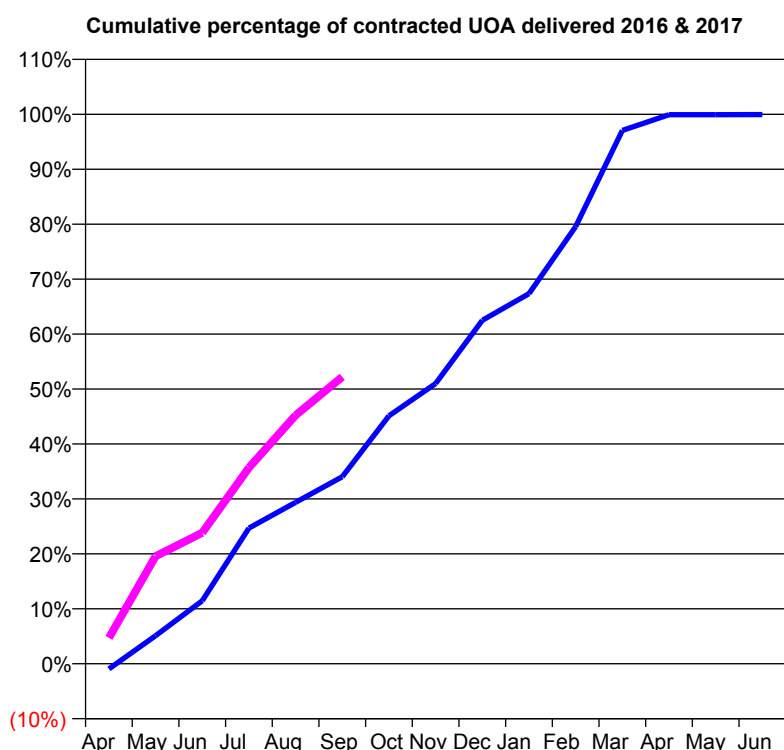
\* Figures in italics indicate that the base number is less than 100.

**Q54 - Vital Signs Orthodontic At a Glance Contract Report for 249432/0001 - September 2016**

Name or company name	MR A COLEY-SMITH	16/17 Contracted general activity (UDA)	0
Contract type name	PDS Contract	Carry forward general activity (UDA)	0
Purpose of contract	Orthodontic	16/17 Contracted orthodontic activity (UOA)	6,292
Contract start date	01/04/2006	Carry forward orthodontic activity (UOA)	4
Contract end date	31/03/2018	Baseline contract value	£408,040.91

**ACCESS**

	Contract	England and Wales
24 month ratio of assessments to patient IDs	1.05	1.10

**ACTIVITY**


Month	Adjusted Scheduled Activity (UOA)	
	2016	2017
April	-60	297
May	322	1,231
June	721	1,500
July	1,554	2,246
August	1,848	2,846
September	2,142	3,285
October	2,839	
November	3,208	
December	3,932	
January	4,238	
February	5,006	
March	6,107	
April	6,287	
May	6,287	
June	6,288	

**QUALITY**

	Contract Quantity	Contract Base Number	Contract *	Region	England
% of all assessments that were assess and fit appliances (rolling 12 month period)	348	647	53.8%	53.0%	54.1%
% of all assessments that were assess and refuse (rolling 12 month period)	2	647	0.3%	11.7%	12.4%
% of all assessments that were assess and review (rolling 12 month period)	297	647	45.9%	35.3%	33.5%
% of terminated courses where treatment was abandoned or discontinued (rolling 12 month period)	16	282	5.7%	8.5%	7.2%
% of completed treatments indicating that PAR score was taken (year to date)	107	108	99.1%	58.7%	58.9%
Rate of removable appliances per 100 fixed appliances - proposed treatment (rolling 12 month period)	0	0	<i>N/A</i>	6.99	5.66
Rate of removable appliances per 100 fixed appliances - completed treatment (rolling 12 month period)	0	0	<i>N/A</i>	6.41	4.88
% of courses of treatment with removable appliances only - proposed treatment (rolling 12 month period)	0	348	0.0%	2.5%	2.1%
% of courses of treatment with removable appliances only - completed treatment (rolling 12 month period)	0	266	0.0%	1.8%	1.5%
% of patients satisfied with the treatment they have received (rolling 12 month period)	11	11	100.0%	95.6%	95.7%

\* Figures in italics indicate that the base number is less than 100.

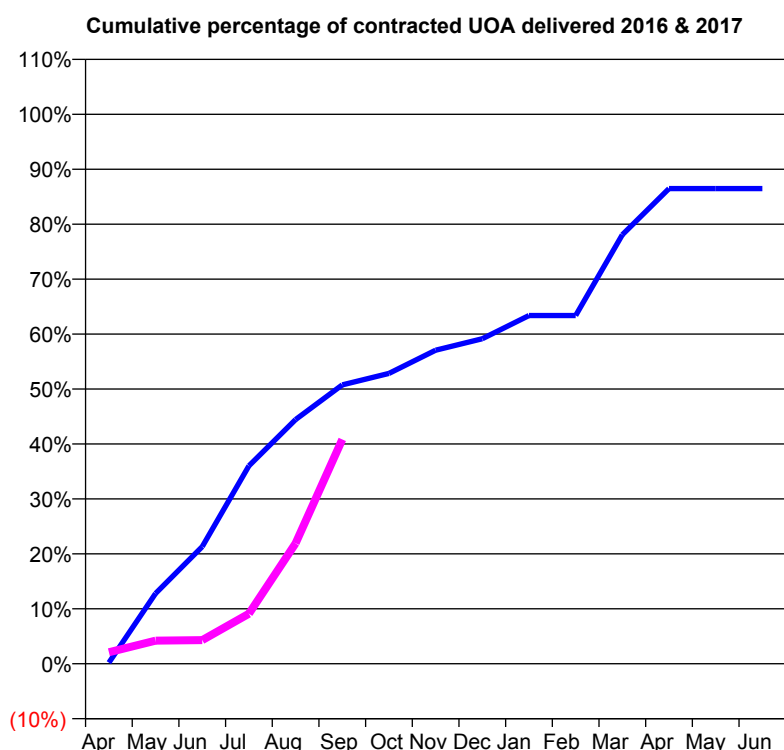
**Q54 - Vital Signs Orthodontic At a Glance Contract Report for 250333/0001 - September 2016**

Name or company name	MR JS JANDU
Contract type name	GDS Contract
Purpose of contract	General and Orthodontic
Contract start date	01/04/2008
Contract end date	

16/17 Contracted general activity (UDA)	22,064
Carry forward general activity (UDA)	764
16/17 Contracted orthodontic activity (UOA)	999
Carry forward orthodontic activity (UOA)	0
Baseline contract value	£636,901.58

**ACCESS**

	Contract	England and Wales
24 month ratio of assessments to patient IDs	1.00	1.10

**ACTIVITY**


Month	Adjusted Scheduled Activity (UOA)	
	2016	2017
April	2	21
May	128	42
June	213	43
July	360	91
August	444	219
September	507	408
October	528	
November	570	
December	591	
January	633	
February	633	
March	780	
April	864	
May	864	
June	864	

**QUALITY**

	Contract Quantity	Contract Base Number	Contract *	Region	England
% of all assessments that were assess and fit appliances (rolling 12 month period)	36	45	80.0%	53.0%	54.1%
% of all assessments that were assess and refuse (rolling 12 month period)	1	45	2.2%	11.7%	12.4%
% of all assessments that were assess and review (rolling 12 month period)	8	45	17.8%	35.3%	33.5%
% of terminated courses where treatment was abandoned or discontinued (rolling 12 month period)	7	33	21.2%	8.5%	7.2%
% of completed treatments indicating that PAR score was taken (year to date)	3	9	33.3%	58.7%	58.9%
Rate of removable appliances per 100 fixed appliances - proposed treatment (rolling 12 month period)	6	63	9.52	6.99	5.66
Rate of removable appliances per 100 fixed appliances - completed treatment (rolling 12 month period)	0	2	0.00	6.41	4.88
% of courses of treatment with removable appliances only - proposed treatment (rolling 12 month period)	0	36	0.0%	2.5%	2.1%
% of courses of treatment with removable appliances only - completed treatment (rolling 12 month period)	0	26	0.0%	1.8%	1.5%
% of patients satisfied with the treatment they have received (rolling 12 month period)	0	0	N/A	95.6%	95.7%

\* Figures in italics indicate that the base number is less than 100.

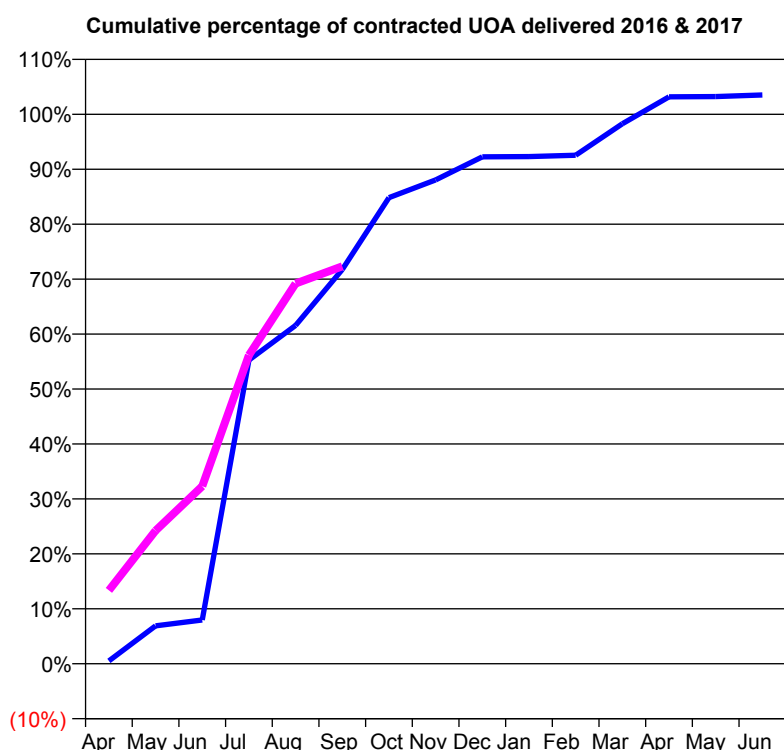
**Q54 - Vital Signs Orthodontic At a Glance Contract Report for 300012/0003 - September 2016**

Name or company name	MR EE THOMPSON
Contract type name	GDS Contract
Purpose of contract	General and Orthodontic
Contract start date	20/09/2010
Contract end date	

16/17 Contracted general activity (UDA)	24,718
Carry forward general activity (UDA)	18
16/17 Contracted orthodontic activity (UOA)	2,142
Carry forward orthodontic activity (UOA)	-12
Baseline contract value	£753,172.22

**ACCESS**

	Contract	England and Wales
24 month ratio of assessments to patient IDs	1.01	1.10

**ACTIVITY**


Month	Adjusted Scheduled Activity (UOA)	
	2016	2017
April	11	286
May	148	519
June	171	692
July	1,184	1,203
August	1,319	1,482
September	1,537	1,549
October	1,817	
November	1,886	
December	1,976	
January	1,977	
February	1,982	
March	2,105	
April	2,210	
May	2,211	
June	2,217	

**QUALITY**

	Contract Quantity	Contract Base Number	Contract *	Region	England
% of all assessments that were assess and fit appliances (rolling 12 month period)	102	177	57.6%	53.0%	54.1%
% of all assessments that were assess and refuse (rolling 12 month period)	27	177	15.3%	11.7%	12.4%
% of all assessments that were assess and review (rolling 12 month period)	48	177	27.1%	35.3%	33.5%
% of terminated courses where treatment was abandoned or discontinued (rolling 12 month period)	5	95	5.3%	8.5%	7.2%
% of completed treatments indicating that PAR score was taken (year to date)	49	51	96.1%	58.7%	58.9%
Rate of removable appliances per 100 fixed appliances - proposed treatment (rolling 12 month period)	0	200	0.00	6.99	5.66
Rate of removable appliances per 100 fixed appliances - completed treatment (rolling 12 month period)	0	180	0.00	6.41	4.88
% of courses of treatment with removable appliances only - proposed treatment (rolling 12 month period)	0	102	0.0%	2.5%	2.1%
% of courses of treatment with removable appliances only - completed treatment (rolling 12 month period)	0	90	0.0%	1.8%	1.5%
% of patients satisfied with the treatment they have received (rolling 12 month period)	0	0	N/A	95.6%	95.7%

\* Figures in italics indicate that the base number is less than 100.

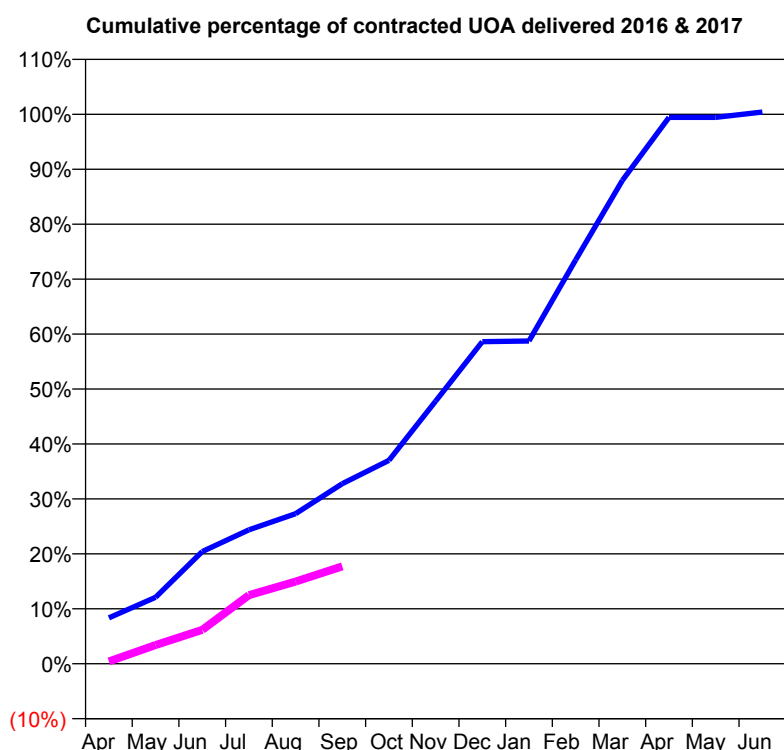
**Q54 - Vital Signs Orthodontic At a Glance Contract Report for 305057/0001 - September 2016**

Name or company name	MRS GJ COTTAM
Contract type name	PDS Contract
Purpose of contract	Orthodontic
Contract start date	01/04/2006
Contract end date	31/03/2018

16/17 Contracted general activity (UDA)	0
Carry forward general activity (UDA)	0
16/17 Contracted orthodontic activity (UOA)	2,347
Carry forward orthodontic activity (UOA)	-10
Baseline contract value	£155,862.69

**ACCESS**

	Contract	England and Wales
24 month ratio of assessments to patient IDs	1.31	1.10

**ACTIVITY**


Month	Adjusted Scheduled Activity (UOA)	
	2016	2017
April	196	10
May	284	80
June	479	145
July	572	293
August	641	351
September	769	416
October	869	
November	1,122	
December	1,376	
January	1,379	
February	1,725	
March	2,065	
April	2,334	
May	2,334	
June	2,357	

**QUALITY**

	Contract Quantity	Contract Base Number	Contract *	Region	England
% of all assessments that were assess and fit appliances (rolling 12 month period)	94	199	47.2%	53.0%	54.1%
% of all assessments that were assess and refuse (rolling 12 month period)	30	199	15.1%	11.7%	12.4%
% of all assessments that were assess and review (rolling 12 month period)	75	199	37.7%	35.3%	33.5%
% of terminated courses where treatment was abandoned or discontinued (rolling 12 month period)	7	92	7.6%	8.5%	7.2%
% of completed treatments indicating that PAR score was taken (year to date)	28	42	66.7%	58.7%	58.9%
Rate of removable appliances per 100 fixed appliances - proposed treatment (rolling 12 month period)	23	166	13.86	6.99	5.66
Rate of removable appliances per 100 fixed appliances - completed treatment (rolling 12 month period)	16	150	10.67	6.41	4.88
% of courses of treatment with removable appliances only - proposed treatment (rolling 12 month period)	4	94	4.3%	2.5%	2.1%
% of courses of treatment with removable appliances only - completed treatment (rolling 12 month period)	2	85	2.4%	1.8%	1.5%
% of patients satisfied with the treatment they have received (rolling 12 month period)	2	2	100.0%	95.6%	95.7%

\* Figures in italics indicate that the base number is less than 100.

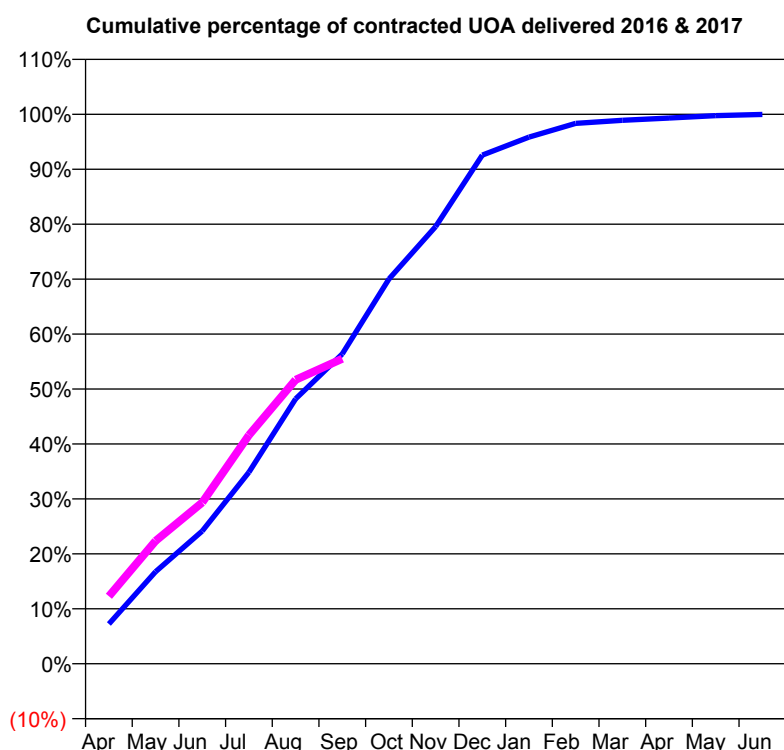
**Q54 - Vital Signs Orthodontic At a Glance Contract Report for 305057/0002 - September 2016**

Name or company name	MRS GJ COTTAM
Contract type name	PDS Contract
Purpose of contract	Orthodontic
Contract start date	01/04/2006
Contract end date	31/03/2018

16/17 Contracted general activity (UDA)	0
Carry forward general activity (UDA)	0
16/17 Contracted orthodontic activity (UOA)	9,014
Carry forward orthodontic activity (UOA)	3
Baseline contract value	£599,039.13

**ACCESS**

	Contract	England and Wales
24 month ratio of assessments to patient IDs	1.26	1.10

**ACTIVITY**


Month	Adjusted Scheduled Activity (UOA)	
	2016	2017
April	652	1,109
May	1,510	2,015
June	2,177	2,646
July	3,142	3,750
August	4,346	4,658
September	5,083	5,004
October	6,311	
November	7,170	
December	8,343	
January	8,639	
February	8,864	
March	8,915	
April	8,952	
May	8,991	
June	9,011	

**QUALITY**

	Contract Quantity	Contract Base Number	Contract *	Region	England
% of all assessments that were assess and fit appliances (rolling 12 month period)	404	1,174	34.4%	53.0%	54.1%
% of all assessments that were assess and refuse (rolling 12 month period)	159	1,174	13.5%	11.7%	12.4%
% of all assessments that were assess and review (rolling 12 month period)	611	1,174	52.0%	35.3%	33.5%
% of terminated courses where treatment was abandoned or discontinued (rolling 12 month period)	47	430	10.9%	8.5%	7.2%
% of completed treatments indicating that PAR score was taken (year to date)	66	196	33.7%	58.7%	58.9%
Rate of removable appliances per 100 fixed appliances - proposed treatment (rolling 12 month period)	116	737	15.74	6.99	5.66
Rate of removable appliances per 100 fixed appliances - completed treatment (rolling 12 month period)	62	676	9.17	6.41	4.88
% of courses of treatment with removable appliances only - proposed treatment (rolling 12 month period)	16	404	4.0%	2.5%	2.1%
% of courses of treatment with removable appliances only - completed treatment (rolling 12 month period)	7	383	1.8%	1.8%	1.5%
% of patients satisfied with the treatment they have received (rolling 12 month period)	5	5	100.0%	95.6%	95.7%

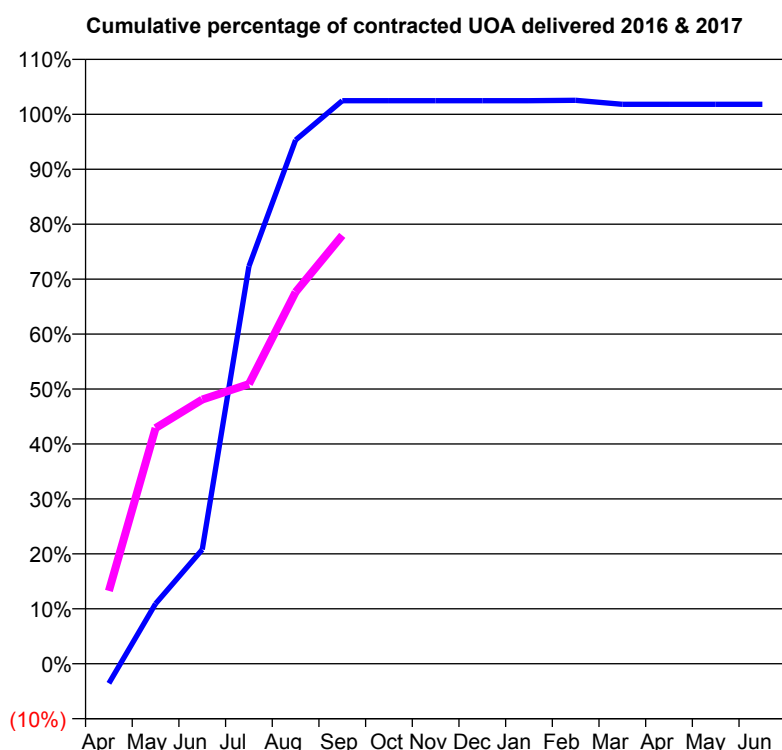
\* Figures in italics indicate that the base number is less than 100.



**Q54 - Vital Signs Orthodontic At a Glance Contract Report for 325708/0002 - September 2016**

Name or company name	Balbir S Bhandal, Amrik S Bhandal & Baljit	16/17 Contracted general activity (UDA)	8,791
Contract type name	GDS Contract	Carry forward general activity (UDA)	240
Purpose of contract	General and Orthodontic	16/17 Contracted orthodontic activity (UOA)	2,964
Contract start date	01/04/2006	Carry forward orthodontic activity (UOA)	-12
Contract end date		Baseline contract value	£412,820.64

ACCESS	Contract	England and Wales
24 month ratio of assessments to patient IDs	1.13	1.10

**ACTIVITY**


Month	Adjusted Scheduled Activity (UOA)	
	2016	2017
April	-106	393
May	324	1,271
June	616	1,425
July	2,144	1,509
August	2,825	2,005
September	3,037	2,311
October	3,037	
November	3,037	
December	3,037	
January	3,037	
February	3,039	
March	3,018	
April	3,018	
May	3,018	
June	3,018	

**QUALITY**

	Contract Quantity	Contract Base Number	Contract *	Region	England
% of all assessments that were assess and fit appliances (rolling 12 month period)	107	153	69.9%	53.0%	54.1%
% of all assessments that were assess and refuse (rolling 12 month period)	23	153	15.0%	11.7%	12.4%
% of all assessments that were assess and review (rolling 12 month period)	23	153	15.0%	35.3%	33.5%
% of terminated courses where treatment was abandoned or discontinued (rolling 12 month period)	43	96	44.8%	8.5%	7.2%
% of completed treatments indicating that PAR score was taken (year to date)	34	35	97.1%	58.7%	58.9%
Rate of removable appliances per 100 fixed appliances - proposed treatment (rolling 12 month period)	25	142	17.61	6.99	5.66
Rate of removable appliances per 100 fixed appliances - completed treatment (rolling 12 month period)	2	95	2.11	6.41	4.88
% of courses of treatment with removable appliances only - proposed treatment (rolling 12 month period)	25	107	23.4%	2.5%	2.1%
% of courses of treatment with removable appliances only - completed treatment (rolling 12 month period)	1	53	1.9%	1.8%	1.5%
% of patients satisfied with the treatment they have received (rolling 12 month period)	1	1	100.0%	95.6%	95.7%

\* Figures in italics indicate that the base number is less than 100.

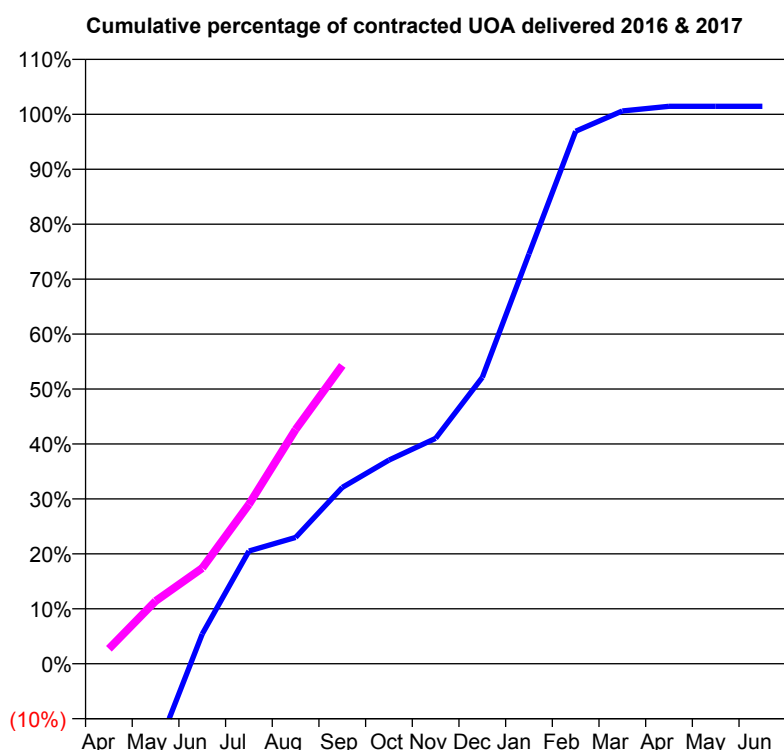
**Q54 - Vital Signs Orthodontic At a Glance Contract Report for 325708/0016 - September 2016**

Name or company name	Balbir S Bhandal, Amrik S Bhandal & Baljit
Contract type name	GDS Contract
Purpose of contract	General and Orthodontic
Contract start date	01/04/2006
Contract end date	

16/17 Contracted general activity (UDA)	57,385
Carry forward general activity (UDA)	851
16/17 Contracted orthodontic activity (UOA)	5,152
Carry forward orthodontic activity (UOA)	-12
Baseline contract value	£1,822,649.71

**ACCESS**

	Contract	England and Wales
24 month ratio of assessments to patient IDs	1.15	1.10

**ACTIVITY**


Month	Adjusted Scheduled Activity (UOA)	
	2016	2017
April	-1,884	141
May	-843	588
June	279	897
July	1,057	1,495
August	1,184	2,196
September	1,653	2,797
October	1,910	
November	2,113	
December	2,685	
January	3,843	
February	4,993	
March	5,183	
April	5,227	
May	5,227	
June	5,227	

**QUALITY**

	Contract Quantity	Contract Base Number	Contract *	Region	England
% of all assessments that were assess and fit appliances (rolling 12 month period)	298	404	73.8%	53.0%	54.1%
% of all assessments that were assess and refuse (rolling 12 month period)	38	404	9.4%	11.7%	12.4%
% of all assessments that were assess and review (rolling 12 month period)	68	404	16.8%	35.3%	33.5%
% of terminated courses where treatment was abandoned or discontinued (rolling 12 month period)	89	204	43.6%	8.5%	7.2%
% of completed treatments indicating that PAR score was taken (year to date)	62	64	96.9%	58.7%	58.9%
Rate of removable appliances per 100 fixed appliances - proposed treatment (rolling 12 month period)	94	344	27.33	6.99	5.66
Rate of removable appliances per 100 fixed appliances - completed treatment (rolling 12 month period)	8	224	3.57	6.41	4.88
% of courses of treatment with removable appliances only - proposed treatment (rolling 12 month period)	94	298	31.5%	2.5%	2.1%
% of courses of treatment with removable appliances only - completed treatment (rolling 12 month period)	0	115	0.0%	1.8%	1.5%
% of patients satisfied with the treatment they have received (rolling 12 month period)	10	10	100.0%	95.6%	95.7%

\* Figures in italics indicate that the base number is less than 100.

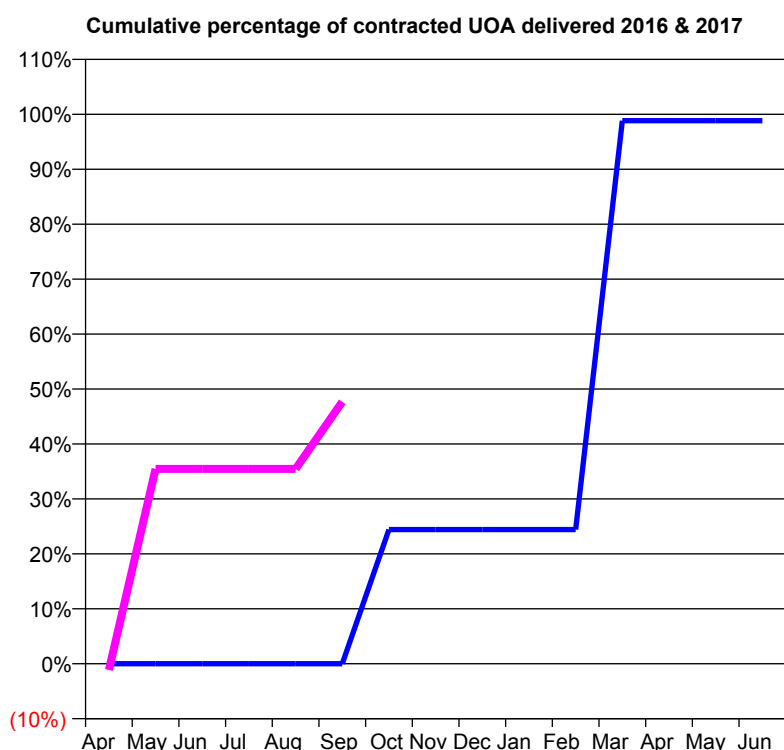
**Q54 - Vital Signs Orthodontic At a Glance Contract Report for 325708/0018 - September 2016**

Name or company name	Balbir S Bhandal, Amrik S Bhandal & Baljit
Contract type name	GDS Contract
Purpose of contract	General and Orthodontic
Contract start date	01/04/2006
Contract end date	

16/17 Contracted general activity (UDA)	15,769
Carry forward general activity (UDA)	120
16/17 Contracted orthodontic activity (UOA)	172
Carry forward orthodontic activity (UOA)	2
Baseline contract value	£361,666.85

**ACCESS**

	Contract	England and Wales
24 month ratio of assessments to patient IDs	1.00	1.10

**ACTIVITY**


Month	Adjusted Scheduled Activity (UOA)	
	2016	2017
April	0	-2
May	0	61
June	0	61
July	0	61
August	0	61
September	0	82
October	42	
November	42	
December	42	
January	42	
February	42	
March	170	
April	170	
May	170	
June	170	

**QUALITY**

	Contract Quantity	Contract Base Number	Contract *	Region	England
% of all assessments that were assess and fit appliances (rolling 12 month period)	12	12	100.0%	53.0%	54.1%
% of all assessments that were assess and refuse (rolling 12 month period)	0	12	0.0%	11.7%	12.4%
% of all assessments that were assess and review (rolling 12 month period)	0	12	0.0%	35.3%	33.5%
% of terminated courses where treatment was abandoned or discontinued (rolling 12 month period)	11	17	64.7%	8.5%	7.2%
% of completed treatments indicating that PAR score was taken (year to date)	2	2	100.0%	58.7%	58.9%
Rate of removable appliances per 100 fixed appliances - proposed treatment (rolling 12 month period)	4	11	36.36	6.99	5.66
Rate of removable appliances per 100 fixed appliances - completed treatment (rolling 12 month period)	0	12	0.00	6.41	4.88
% of courses of treatment with removable appliances only - proposed treatment (rolling 12 month period)	4	12	33.3%	2.5%	2.1%
% of courses of treatment with removable appliances only - completed treatment (rolling 12 month period)	0	6	0.0%	1.8%	1.5%
% of patients satisfied with the treatment they have received (rolling 12 month period)	0	0	N/A	95.6%	95.7%

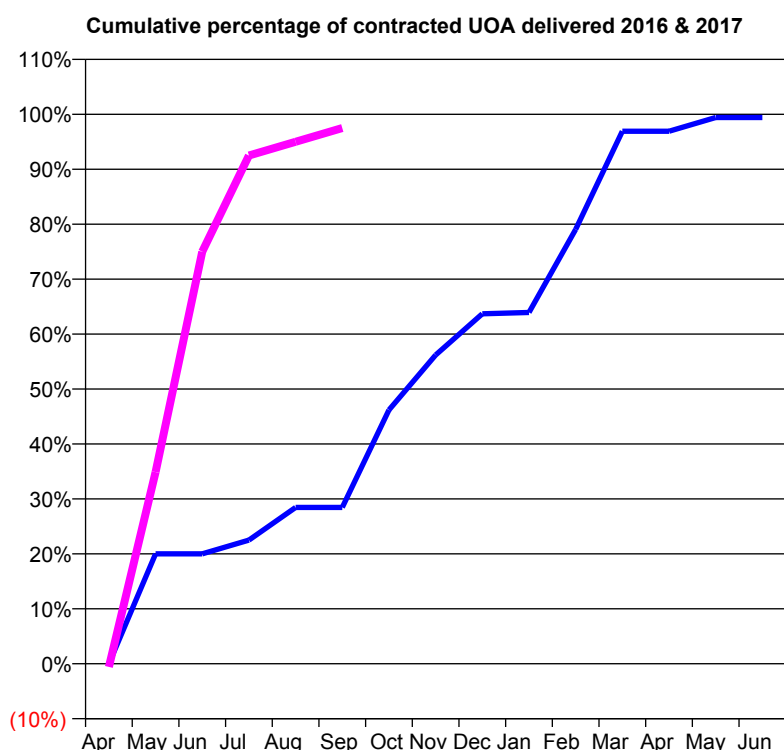
\* Figures in italics indicate that the base number is less than 100.

**Q54 - Vital Signs Orthodontic At a Glance Contract Report for 325708/0020 - September 2016**

Name or company name	MR BS BHANDAL
Contract type name	PDS Contract
Purpose of contract	Orthodontic
Contract start date	01/04/2006
Contract end date	31/03/2018

16/17 Contracted general activity (UDA)	0
Carry forward general activity (UDA)	0
16/17 Contracted orthodontic activity (UOA)	840
Carry forward orthodontic activity (UOA)	5
Baseline contract value	£55,749.72

ACCESS	Contract	England and Wales
24 month ratio of assessments to patient IDs	1.07	1.10

**ACTIVITY**


Month	Adjusted Scheduled Activity (UOA)	
	2016	2017
April	0	-5
May	168	293
June	168	630
July	189	777
August	239	798
September	239	819
October	388	
November	472	
December	535	
January	537	
February	664	
March	814	
April	814	
May	835	
June	835	

QUALITY	Contract Quantity	Contract Base Number	Contract *	Region	England
% of all assessments that were assess and fit appliances (rolling 12 month period)	67	78	85.9%	53.0%	54.1%
% of all assessments that were assess and refuse (rolling 12 month period)	9	78	11.5%	11.7%	12.4%
% of all assessments that were assess and review (rolling 12 month period)	2	78	2.6%	35.3%	33.5%
% of terminated courses where treatment was abandoned or discontinued (rolling 12 month period)	18	37	48.6%	8.5%	7.2%
% of completed treatments indicating that PAR score was taken (year to date)	10	10	100.0%	58.7%	58.9%
Rate of removable appliances per 100 fixed appliances - proposed treatment (rolling 12 month period)	24	63	38.10	6.99	5.66
Rate of removable appliances per 100 fixed appliances - completed treatment (rolling 12 month period)	1	36	2.78	6.41	4.88
% of courses of treatment with removable appliances only - proposed treatment (rolling 12 month period)	24	67	35.8%	2.5%	2.1%
% of courses of treatment with removable appliances only - completed treatment (rolling 12 month period)	0	19	0.0%	1.8%	1.5%
% of patients satisfied with the treatment they have received (rolling 12 month period)	3	5	60.0%	95.6%	95.7%

\* Figures in italics indicate that the base number is less than 100.

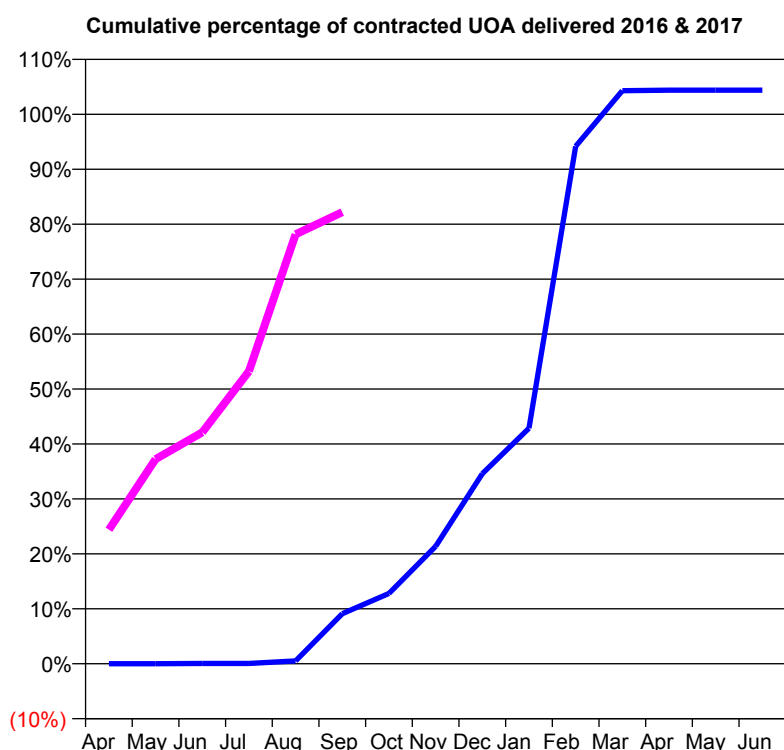
**Q54 - Vital Signs Orthodontic At a Glance Contract Report for 325708/0031 - September 2016**

Name or company name	MR BS BHANDAL
Contract type name	PDS Contract
Purpose of contract	Orthodontic
Contract start date	01/04/2015
Contract end date	31/03/2018

16/17 Contracted general activity (UDA)	0
Carry forward general activity (UDA)	0
16/17 Contracted orthodontic activity (UOA)	1,890
Carry forward orthodontic activity (UOA)	-38
Baseline contract value	£113,795.26

**ACCESS**

	Contract	England and Wales
24 month ratio of assessments to patient IDs	1.04	1.10

**ACTIVITY**


Month	Adjusted Scheduled Activity (UOA)	
	2016	2017
April	0	461
May	0	704
June	1	796
July	1	1,006
August	10	1,477
September	172	1,553
October	242	
November	404	
December	654	
January	810	
February	1,780	
March	1,971	
April	1,973	
May	1,973	
June	1,973	

**QUALITY**

	Contract Quantity	Contract Base Number	Contract *	Region	England
% of all assessments that were assess and fit appliances (rolling 12 month period)	153	244	62.7%	53.0%	54.1%
% of all assessments that were assess and refuse (rolling 12 month period)	40	244	16.4%	11.7%	12.4%
% of all assessments that were assess and review (rolling 12 month period)	51	244	20.9%	35.3%	33.5%
% of terminated courses where treatment was abandoned or discontinued (rolling 12 month period)	25	55	45.5%	8.5%	7.2%
% of completed treatments indicating that PAR score was taken (year to date)	2	2	100.0%	58.7%	58.9%
Rate of removable appliances per 100 fixed appliances - proposed treatment (rolling 12 month period)	38	194	19.59	6.99	5.66
Rate of removable appliances per 100 fixed appliances - completed treatment (rolling 12 month period)	0	52	0.00	6.41	4.88
% of courses of treatment with removable appliances only - proposed treatment (rolling 12 month period)	38	153	24.8%	2.5%	2.1%
% of courses of treatment with removable appliances only - completed treatment (rolling 12 month period)	0	30	0.0%	1.8%	1.5%
% of patients satisfied with the treatment they have received (rolling 12 month period)	1	2	50.0%	95.6%	95.7%

\* Figures in italics indicate that the base number is less than 100.

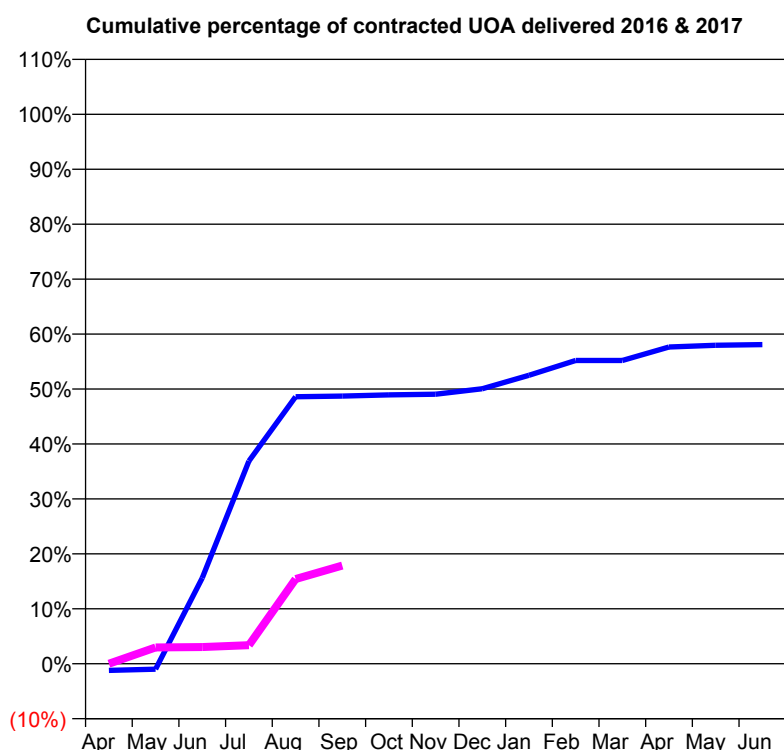
**Q54 - Vital Signs Orthodontic At a Glance Contract Report for 331902/0001 - September 2016**

Name or company name	MR MA PLUMB
Contract type name	GDS Contract
Purpose of contract	General and Orthodontic
Contract start date	01/04/2006
Contract end date	

16/17 Contracted general activity (UDA)	500
Carry forward general activity (UDA)	0
16/17 Contracted orthodontic activity (UOA)	897
Carry forward orthodontic activity (UOA)	0
Baseline contract value	£72,159.25

**ACCESS**

	Contract	England and Wales
24 month ratio of assessments to patient IDs	1.04	1.10

**ACTIVITY**


Month	Adjusted Scheduled Activity (UOA)	
	2016	2017
April	-11	0
May	-9	27
June	140	27
July	331	30
August	436	138
September	437	160
October	439	
November	440	
December	449	
January	471	
February	495	
March	495	
April	517	
May	520	
June	521	

**QUALITY**

	Contract Quantity	Contract Base Number	Contract *	Region	England
% of all assessments that were assess and fit appliances (rolling 12 month period)	27	62	43.5%	53.0%	54.1%
% of all assessments that were assess and refuse (rolling 12 month period)	9	62	14.5%	11.7%	12.4%
% of all assessments that were assess and review (rolling 12 month period)	26	62	41.9%	35.3%	33.5%
% of terminated courses where treatment was abandoned or discontinued (rolling 12 month period)	5	28	17.9%	8.5%	7.2%
% of completed treatments indicating that PAR score was taken (year to date)	1	1	100.0%	58.7%	58.9%
Rate of removable appliances per 100 fixed appliances - proposed treatment (rolling 12 month period)	7	52	13.46	6.99	5.66
Rate of removable appliances per 100 fixed appliances - completed treatment (rolling 12 month period)	8	46	17.39	6.41	4.88
% of courses of treatment with removable appliances only - proposed treatment (rolling 12 month period)	1	27	3.7%	2.5%	2.1%
% of courses of treatment with removable appliances only - completed treatment (rolling 12 month period)	0	23	0.0%	1.8%	1.5%
% of patients satisfied with the treatment they have received (rolling 12 month period)	0	0	N/A	95.6%	95.7%

\* Figures in italics indicate that the base number is less than 100.

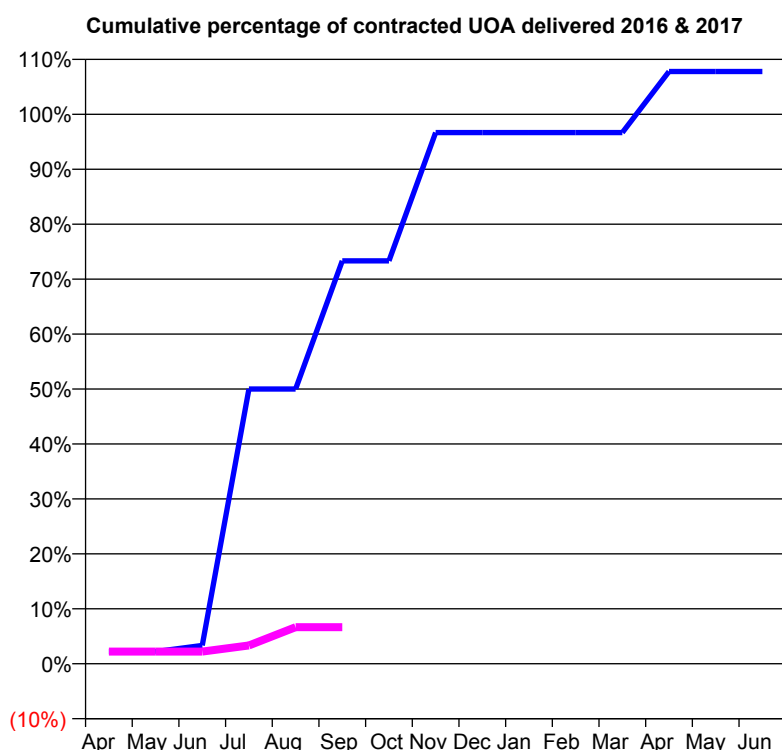
**Q54 - Vital Signs Orthodontic At a Glance Contract Report for 357022/0002 - September 2016**

Name or company name	MR FV ELIA
Contract type name	GDS Contract
Purpose of contract	General and Orthodontic
Contract start date	01/04/2012
Contract end date	

16/17 Contracted general activity (UDA)	8,918
Carry forward general activity (UDA)	-138
16/17 Contracted orthodontic activity (UOA)	90
Carry forward orthodontic activity (UOA)	-2
Baseline contract value	£259,865.67

**ACCESS**

	Contract	England and Wales
24 month ratio of assessments to patient IDs	1.21	1.10

**ACTIVITY**


Month	Adjusted Scheduled Activity (UOA)	
	2016	2017
April	2	2
May	2	2
June	3	2
July	45	3
August	45	6
September	66	6
October	66	
November	87	
December	87	
January	87	
February	87	
March	87	
April	97	
May	97	
June	97	

**QUALITY**

	Contract Quantity	Contract Base Number	Contract *	Region	England
% of all assessments that were assess and fit appliances (rolling 12 month period)	1	15	6.7%	53.0%	54.1%
% of all assessments that were assess and refuse (rolling 12 month period)	1	15	6.7%	11.7%	12.4%
% of all assessments that were assess and review (rolling 12 month period)	13	15	86.7%	35.3%	33.5%
% of terminated courses where treatment was abandoned or discontinued (rolling 12 month period)	0	4	0.0%	8.5%	7.2%
% of completed treatments indicating that PAR score was taken (year to date)	0	4	0.0%	58.7%	58.9%
Rate of removable appliances per 100 fixed appliances - proposed treatment (rolling 12 month period)	0	2	0.00	6.99	5.66
Rate of removable appliances per 100 fixed appliances - completed treatment (rolling 12 month period)	0	0	N/A	6.41	4.88
% of courses of treatment with removable appliances only - proposed treatment (rolling 12 month period)	0	1	0.0%	2.5%	2.1%
% of courses of treatment with removable appliances only - completed treatment (rolling 12 month period)	0	4	0.0%	1.8%	1.5%
% of patients satisfied with the treatment they have received (rolling 12 month period)	0	0	N/A	95.6%	95.7%

\* Figures in italics indicate that the base number is less than 100.

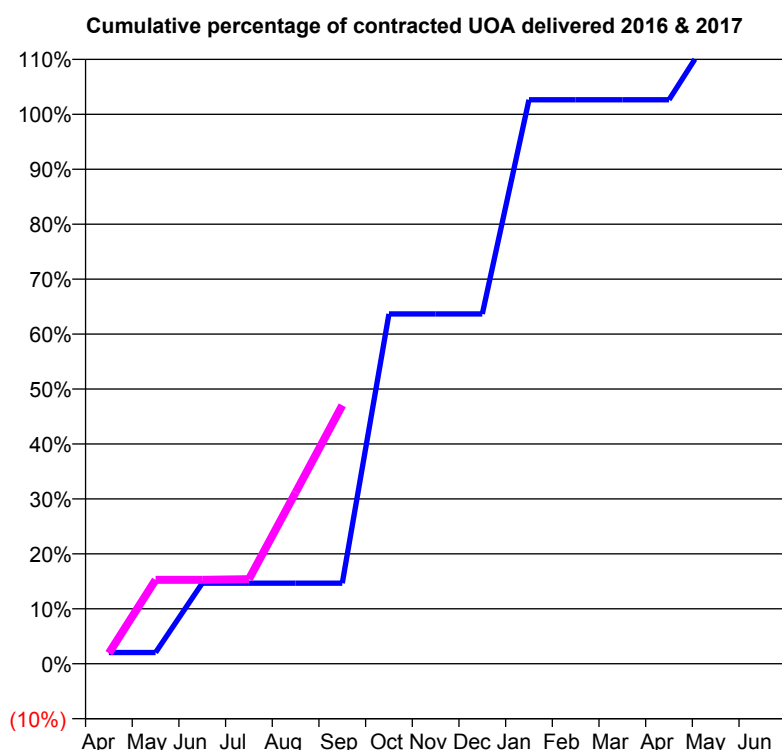
**Q54 - Vital Signs Orthodontic At a Glance Contract Report for 569739/0001 - September 2016**

Name or company name	MR AJ ADEY
Contract type name	PDS Contract
Purpose of contract	Orthodontic
Contract start date	01/04/2006
Contract end date	31/03/2018

16/17 Contracted general activity (UDA)	0
Carry forward general activity (UDA)	0
16/17 Contracted orthodontic activity (UOA)	831
Carry forward orthodontic activity (UOA)	-16
Baseline contract value	£52,359.02

**ACCESS**

	Contract	England and Wales
24 month ratio of assessments to patient IDs	1.13	1.10

**ACTIVITY**


Month	Adjusted Scheduled Activity (UOA)	
	2016	2017
April	17	16
May	17	127
June	122	127
July	122	128
August	122	259
September	122	391
October	529	
November	529	
December	529	
January	853	
February	853	
March	853	
April	853	
May	963	
June	963	

**QUALITY**

	Contract Quantity	Contract Base Number	Contract *	Region	England
% of all assessments that were assess and fit appliances (rolling 12 month period)	58	98	59.2%	53.0%	54.1%
% of all assessments that were assess and refuse (rolling 12 month period)	21	98	21.4%	11.7%	12.4%
% of all assessments that were assess and review (rolling 12 month period)	19	98	19.4%	35.3%	33.5%
% of terminated courses where treatment was abandoned or discontinued (rolling 12 month period)	3	33	9.1%	8.5%	7.2%
% of completed treatments indicating that PAR score was taken (year to date)	9	10	90.0%	58.7%	58.9%
Rate of removable appliances per 100 fixed appliances - proposed treatment (rolling 12 month period)	2	108	1.85	6.99	5.66
Rate of removable appliances per 100 fixed appliances - completed treatment (rolling 12 month period)	1	57	1.75	6.41	4.88
% of courses of treatment with removable appliances only - proposed treatment (rolling 12 month period)	1	58	1.7%	2.5%	2.1%
% of courses of treatment with removable appliances only - completed treatment (rolling 12 month period)	1	30	3.3%	1.8%	1.5%
% of patients satisfied with the treatment they have received (rolling 12 month period)	0	0	N/A	95.6%	95.7%

\* Figures in italics indicate that the base number is less than 100.



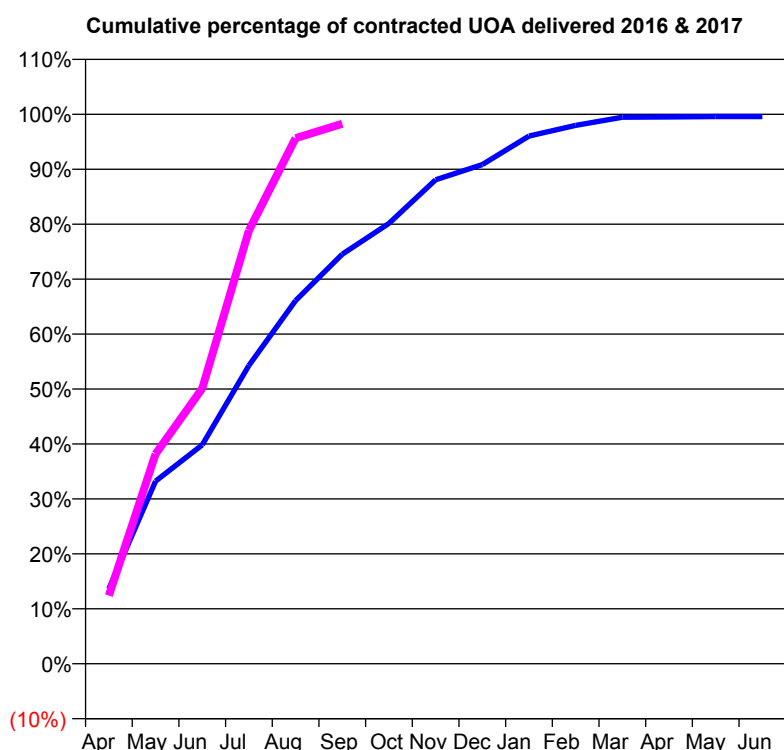
**Q54 - Vital Signs Orthodontic At a Glance Contract Report for 573086/0002 - September 2016**

Name or company name	MR EJ CROUCH
Contract type name	PDS Contract
Purpose of contract	Orthodontic
Contract start date	01/04/2006
Contract end date	31/03/2018

16/17 Contracted general activity (UDA)	0
Carry forward general activity (UDA)	0
16/17 Contracted orthodontic activity (UOA)	1,637
Carry forward orthodontic activity (UOA)	7
Baseline contract value	£108,797.24

**ACCESS**

	Contract	England and Wales
24 month ratio of assessments to patient IDs	1.10	1.10

**ACTIVITY**


Month	Adjusted Scheduled Activity (UOA)	
	2016	2017
April	224	203
May	544	625
June	652	820
July	889	1,291
August	1,082	1,566
September	1,220	1,609
October	1,312	
November	1,442	
December	1,487	
January	1,572	
February	1,604	
March	1,628	
April	1,629	
May	1,630	
June	1,630	

**QUALITY**

	Contract Quantity	Contract Base Number	Contract *	Region	England
% of all assessments that were assess and fit appliances (rolling 12 month period)	97	132	73.5%	53.0%	54.1%
% of all assessments that were assess and refuse (rolling 12 month period)	4	132	3.0%	11.7%	12.4%
% of all assessments that were assess and review (rolling 12 month period)	31	132	23.5%	35.3%	33.5%
% of terminated courses where treatment was abandoned or discontinued (rolling 12 month period)	4	90	4.4%	8.5%	7.2%
% of completed treatments indicating that PAR score was taken (year to date)	28	44	63.6%	58.7%	58.9%
Rate of removable appliances per 100 fixed appliances - proposed treatment (rolling 12 month period)	9	186	4.84	6.99	5.66
Rate of removable appliances per 100 fixed appliances - completed treatment (rolling 12 month period)	11	110	10.00	6.41	4.88
% of courses of treatment with removable appliances only - proposed treatment (rolling 12 month period)	2	97	2.1%	2.5%	2.1%
% of courses of treatment with removable appliances only - completed treatment (rolling 12 month period)	0	86	0.0%	1.8%	1.5%
% of patients satisfied with the treatment they have received (rolling 12 month period)	2	2	100.0%	95.6%	95.7%

\* Figures in italics indicate that the base number is less than 100.

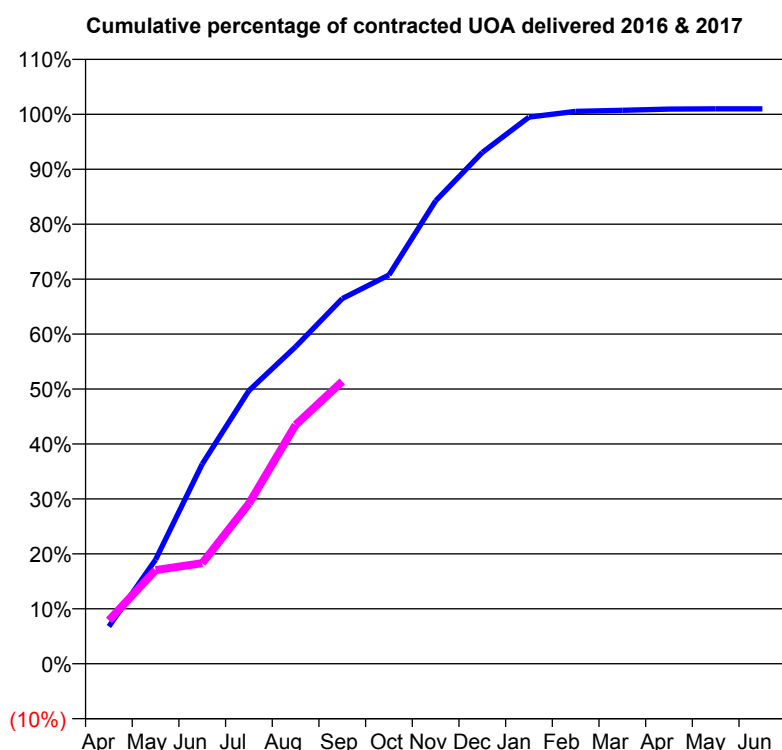
**Q54 - Vital Signs Orthodontic At a Glance Contract Report for 619744/0004 - September 2016**

Name or company name	MR AM WILLIAMS
Contract type name	GDS Contract
Purpose of contract	General and Orthodontic
Contract start date	01/07/2012
Contract end date	

16/17 Contracted general activity (UDA)	42,273
Carry forward general activity (UDA)	0
16/17 Contracted orthodontic activity (UOA)	1,974
Carry forward orthodontic activity (UOA)	0
Baseline contract value	£1,101,102.19

**ACCESS**

	Contract	England and Wales
24 month ratio of assessments to patient IDs	1.09	1.10

**ACTIVITY**


Month	Adjusted Scheduled Activity (UOA)	
	2016	2017
April	134	156
May	374	337
June	718	362
July	981	576
August	1,139	858
September	1,312	1,014
October	1,397	
November	1,663	
December	1,837	
January	1,964	
February	1,985	
March	1,988	
April	1,993	
May	1,994	
June	1,994	

**QUALITY**

	Contract Quantity	Contract Base Number	Contract *	Region	England
% of all assessments that were assess and fit appliances (rolling 12 month period)	77	148	52.0%	53.0%	54.1%
% of all assessments that were assess and refuse (rolling 12 month period)	11	148	7.4%	11.7%	12.4%
% of all assessments that were assess and review (rolling 12 month period)	60	148	40.5%	35.3%	33.5%
% of terminated courses where treatment was abandoned or discontinued (rolling 12 month period)	7	94	7.4%	8.5%	7.2%
% of completed treatments indicating that PAR score was taken (year to date)	12	42	28.6%	58.7%	58.9%
Rate of removable appliances per 100 fixed appliances - proposed treatment (rolling 12 month period)	23	9	255.56	6.99	5.66
Rate of removable appliances per 100 fixed appliances - completed treatment (rolling 12 month period)	60	164	36.59	6.41	4.88
% of courses of treatment with removable appliances only - proposed treatment (rolling 12 month period)	23	77	29.9%	2.5%	2.1%
% of courses of treatment with removable appliances only - completed treatment (rolling 12 month period)	1	87	1.1%	1.8%	1.5%
% of patients satisfied with the treatment they have received (rolling 12 month period)	1	1	100.0%	95.6%	95.7%

\* Figures in italics indicate that the base number is less than 100.

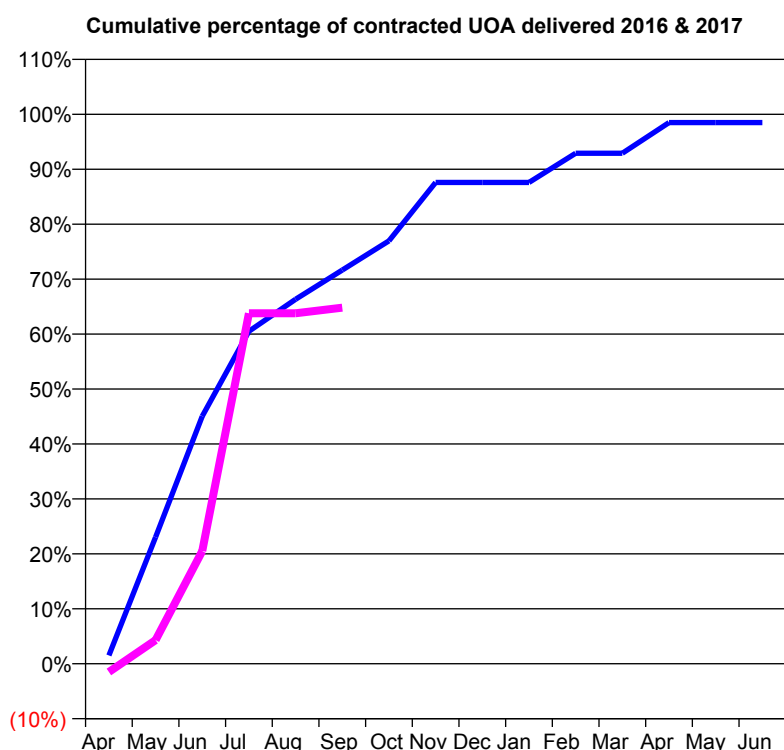
**Q54 - Vital Signs Orthodontic At a Glance Contract Report for 630179/0001 - September 2016**

Name or company name	MR SG HAMBLETON
Contract type name	GDS Contract
Purpose of contract	General and Orthodontic
Contract start date	01/04/2006
Contract end date	

16/17 Contracted general activity (UDA)	13,502
Carry forward general activity (UDA)	-270
16/17 Contracted orthodontic activity (UOA)	395
Carry forward orthodontic activity (UOA)	6
Baseline contract value	£347,973.66

**ACCESS**

	Contract	England and Wales
24 month ratio of assessments to patient IDs	1.00	1.10

**ACTIVITY**


Month	Adjusted Scheduled Activity (UOA)	
	2016	2017
April	6	-6
May	91	17
June	178	81
July	239	252
August	262	252
September	283	256
October	304	
November	346	
December	346	
January	346	
February	367	
March	367	
April	389	
May	389	
June	389	

**QUALITY**

	Contract Quantity	Contract Base Number	Contract *	Region	England
% of all assessments that were assess and fit appliances (rolling 12 month period)	17	26	65.4%	53.0%	54.1%
% of all assessments that were assess and refuse (rolling 12 month period)	0	26	0.0%	11.7%	12.4%
% of all assessments that were assess and review (rolling 12 month period)	9	26	34.6%	35.3%	33.5%
% of terminated courses where treatment was abandoned or discontinued (rolling 12 month period)	1	19	5.3%	8.5%	7.2%
% of completed treatments indicating that PAR score was taken (year to date)	12	12	100.0%	58.7%	58.9%
Rate of removable appliances per 100 fixed appliances - proposed treatment (rolling 12 month period)	7	31	22.58	6.99	5.66
Rate of removable appliances per 100 fixed appliances - completed treatment (rolling 12 month period)	0	0	N/A	6.41	4.88
% of courses of treatment with removable appliances only - proposed treatment (rolling 12 month period)	0	17	0.0%	2.5%	2.1%
% of courses of treatment with removable appliances only - completed treatment (rolling 12 month period)	0	18	0.0%	1.8%	1.5%
% of patients satisfied with the treatment they have received (rolling 12 month period)	1	1	100.0%	95.6%	95.7%

\* Figures in italics indicate that the base number is less than 100.

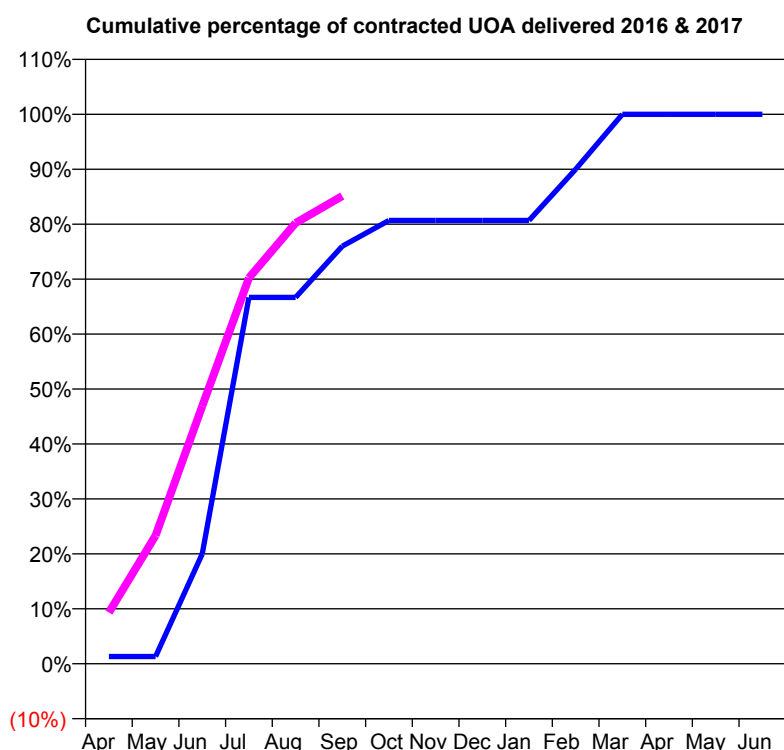
**Q54 - Vital Signs Orthodontic At a Glance Contract Report for 638633/0005 - September 2016**

Name or company name	Balbir S Bhandal, Amrik S Bhandal & Baljit
Contract type name	GDS Contract
Purpose of contract	General and Orthodontic
Contract start date	01/04/2006
Contract end date	

16/17 Contracted general activity (UDA)	2,045
Carry forward general activity (UDA)	71
16/17 Contracted orthodontic activity (UOA)	450
Carry forward orthodontic activity (UOA)	0
Baseline contract value	£74,193.80

**ACCESS**

	Contract	England and Wales
24 month ratio of assessments to patient IDs	1.00	1.10

**ACTIVITY**


Month	Adjusted Scheduled Activity (UOA)	
	2016	2017
April	6	42
May	6	105
June	90	211
July	300	316
August	300	361
September	342	383
October	363	
November	363	
December	363	
January	363	
February	405	
March	450	
April	450	
May	450	
June	450	

**QUALITY**

	Contract Quantity	Contract Base Number	Contract *	Region	England
% of all assessments that were assess and fit appliances (rolling 12 month period)	23	31	74.2%	53.0%	54.1%
% of all assessments that were assess and refuse (rolling 12 month period)	1	31	3.2%	11.7%	12.4%
% of all assessments that were assess and review (rolling 12 month period)	7	31	22.6%	35.3%	33.5%
% of terminated courses where treatment was abandoned or discontinued (rolling 12 month period)	3	25	12.0%	8.5%	7.2%
% of completed treatments indicating that PAR score was taken (year to date)	9	10	90.0%	58.7%	58.9%
Rate of removable appliances per 100 fixed appliances - proposed treatment (rolling 12 month period)	0	2	0.00	6.99	5.66
Rate of removable appliances per 100 fixed appliances - completed treatment (rolling 12 month period)	2	9	22.22	6.41	4.88
% of courses of treatment with removable appliances only - proposed treatment (rolling 12 month period)	0	23	0.0%	2.5%	2.1%
% of courses of treatment with removable appliances only - completed treatment (rolling 12 month period)	0	22	0.0%	1.8%	1.5%
% of patients satisfied with the treatment they have received (rolling 12 month period)	1	1	100.0%	95.6%	95.7%

\* Figures in italics indicate that the base number is less than 100.

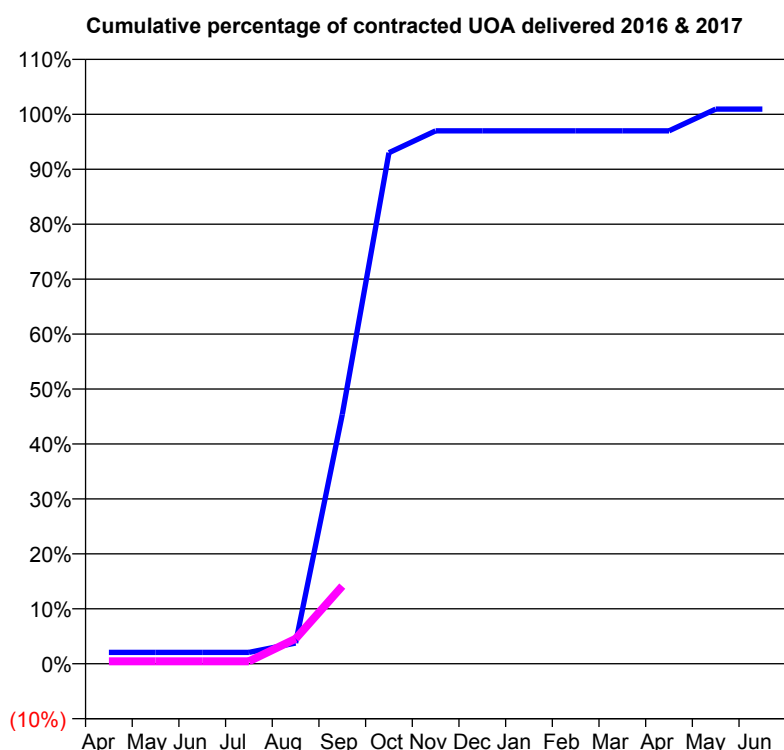
**Q54 - Vital Signs Orthodontic At a Glance Contract Report for 638633/0011 - September 2016**

Name or company name	Balbir S Bhandal, Amrik S Bhandal & Baljit
Contract type name	GDS Contract
Purpose of contract	General and Orthodontic
Contract start date	01/04/2006
Contract end date	

16/17 Contracted general activity (UDA)	13,730
Carry forward general activity (UDA)	350
16/17 Contracted orthodontic activity (UOA)	1,096
Carry forward orthodontic activity (UOA)	-5
Baseline contract value	£369,495.22

**ACCESS**

	Contract	England and Wales
24 month ratio of assessments to patient IDs	1.06	1.10

**ACTIVITY**


Month	Adjusted Scheduled Activity (UOA)	
	2016	2017
April	11	5
May	11	5
June	11	5
July	11	5
August	20	50
September	240	155
October	492	
November	513	
December	513	
January	513	
February	513	
March	513	
April	513	
May	534	
June	534	

**QUALITY**

	Contract Quantity	Contract Base Number	Contract *	Region	England
% of all assessments that were assess and fit appliances (rolling 12 month period)	21	25	84.0%	53.0%	54.1%
% of all assessments that were assess and refuse (rolling 12 month period)	1	25	4.0%	11.7%	12.4%
% of all assessments that were assess and review (rolling 12 month period)	3	25	12.0%	35.3%	33.5%
% of terminated courses where treatment was abandoned or discontinued (rolling 12 month period)	6	23	26.1%	8.5%	7.2%
% of completed treatments indicating that PAR score was taken (year to date)	11	11	100.0%	58.7%	58.9%
Rate of removable appliances per 100 fixed appliances - proposed treatment (rolling 12 month period)	7	16	43.75	6.99	5.66
Rate of removable appliances per 100 fixed appliances - completed treatment (rolling 12 month period)	2	27	7.41	6.41	4.88
% of courses of treatment with removable appliances only - proposed treatment (rolling 12 month period)	7	21	33.3%	2.5%	2.1%
% of courses of treatment with removable appliances only - completed treatment (rolling 12 month period)	0	17	0.0%	1.8%	1.5%
% of patients satisfied with the treatment they have received (rolling 12 month period)	4	4	100.0%	95.6%	95.7%

\* Figures in italics indicate that the base number is less than 100.

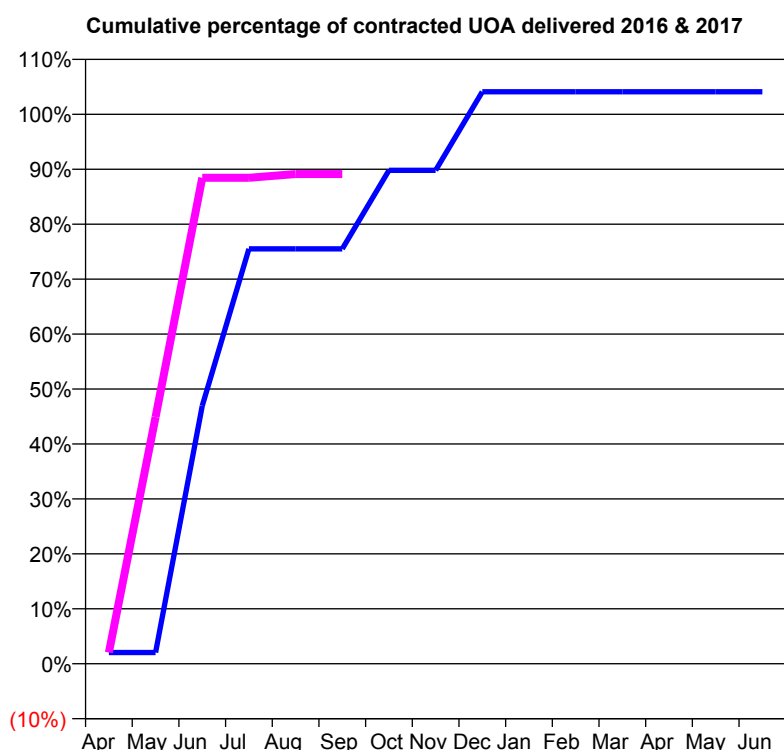
**Q54 - Vital Signs Orthodontic At a Glance Contract Report for 638633/0019 - September 2016**

Name or company name	Balbir S Bhandal, Amrik S Bhandal & Baljit
Contract type name	GDS Contract
Purpose of contract	General and Orthodontic
Contract start date	01/04/2006
Contract end date	

16/17 Contracted general activity (UDA)	2,037
Carry forward general activity (UDA)	9
16/17 Contracted orthodontic activity (UOA)	147
Carry forward orthodontic activity (UOA)	-3
Baseline contract value	£53,435.21

**ACCESS**

	Contract	England and Wales
24 month ratio of assessments to patient IDs	1.00	1.10

**ACTIVITY**


Month	Adjusted Scheduled Activity (UOA)	
	2016	2017
April	3	3
May	3	66
June	69	130
July	111	130
August	111	131
September	111	131
October	132	
November	132	
December	153	
January	153	
February	153	
March	153	
April	153	
May	153	
June	153	

**QUALITY**

	Contract Quantity	Contract Base Number	Contract *	Region	England
% of all assessments that were assess and fit appliances (rolling 12 month period)	8	10	80.0%	53.0%	54.1%
% of all assessments that were assess and refuse (rolling 12 month period)	0	10	0.0%	11.7%	12.4%
% of all assessments that were assess and review (rolling 12 month period)	2	10	20.0%	35.3%	33.5%
% of terminated courses where treatment was abandoned or discontinued (rolling 12 month period)	0	6	0.0%	8.5%	7.2%
% of completed treatments indicating that PAR score was taken (year to date)	4	4	100.0%	58.7%	58.9%
Rate of removable appliances per 100 fixed appliances - proposed treatment (rolling 12 month period)	0	0	N/A	6.99	5.66
Rate of removable appliances per 100 fixed appliances - completed treatment (rolling 12 month period)	1	2	50.00	6.41	4.88
% of courses of treatment with removable appliances only - proposed treatment (rolling 12 month period)	0	8	0.0%	2.5%	2.1%
% of courses of treatment with removable appliances only - completed treatment (rolling 12 month period)	0	6	0.0%	1.8%	1.5%
% of patients satisfied with the treatment they have received (rolling 12 month period)	1	1	100.0%	95.6%	95.7%

\* Figures in italics indicate that the base number is less than 100.

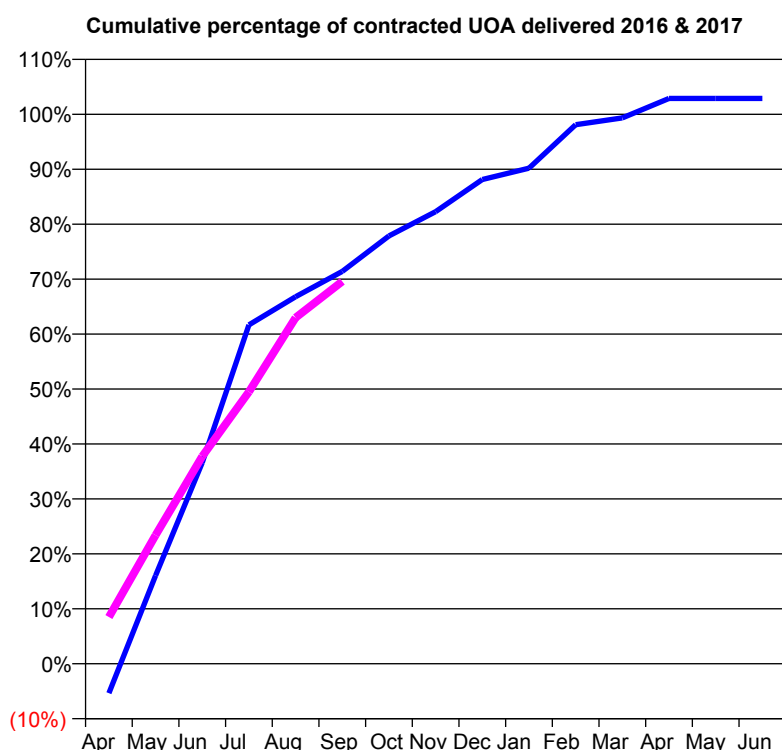
**Q54 - Vital Signs Orthodontic At a Glance Contract Report for 638633/0020 - September 2016**

Name or company name	Balbir S Bhandal, Amrik S Bhandal & Baljit
Contract type name	GDS Contract
Purpose of contract	General and Orthodontic
Contract start date	01/04/2006
Contract end date	

16/17 Contracted general activity (UDA)	97,227
Carry forward general activity (UDA)	-1,836
16/17 Contracted orthodontic activity (UOA)	6,238
Carry forward orthodontic activity (UOA)	-95
Baseline contract value	£3,513,752.74

**ACCESS**

	Contract	England and Wales
24 month ratio of assessments to patient IDs	1.10	1.10

**ACTIVITY**


Month	Adjusted Scheduled Activity (UOA)	
	2016	2017
April	-335	530
May	1,002	1,460
June	2,284	2,354
July	3,847	3,088
August	4,167	3,929
September	4,455	4,341
October	4,857	
November	5,132	
December	5,498	
January	5,626	
February	6,120	
March	6,196	
April	6,417	
May	6,417	
June	6,417	

**QUALITY**

	Contract Quantity	Contract Base Number	Contract *	Region	England
% of all assessments that were assess and fit appliances (rolling 12 month period)	292	400	73.0%	53.0%	54.1%
% of all assessments that were assess and refuse (rolling 12 month period)	56	400	14.0%	11.7%	12.4%
% of all assessments that were assess and review (rolling 12 month period)	52	400	13.0%	35.3%	33.5%
% of terminated courses where treatment was abandoned or discontinued (rolling 12 month period)	66	178	37.1%	8.5%	7.2%
% of completed treatments indicating that PAR score was taken (year to date)	39	54	72.2%	58.7%	58.9%
Rate of removable appliances per 100 fixed appliances - proposed treatment (rolling 12 month period)	64	445	14.38	6.99	5.66
Rate of removable appliances per 100 fixed appliances - completed treatment (rolling 12 month period)	6	217	2.76	6.41	4.88
% of courses of treatment with removable appliances only - proposed treatment (rolling 12 month period)	58	292	19.9%	2.5%	2.1%
% of courses of treatment with removable appliances only - completed treatment (rolling 12 month period)	0	112	0.0%	1.8%	1.5%
% of patients satisfied with the treatment they have received (rolling 12 month period)	6	7	85.7%	95.6%	95.7%

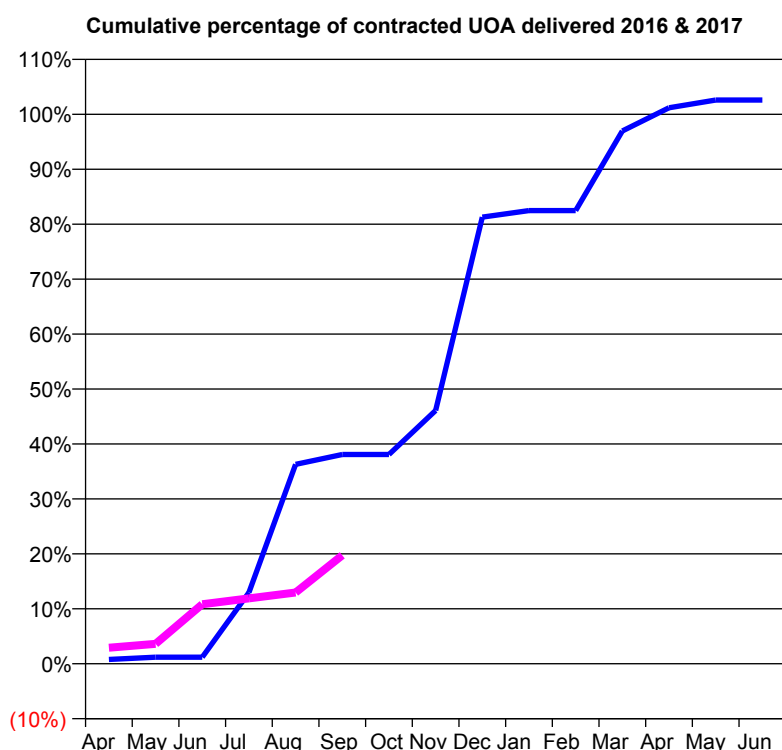
\* Figures in italics indicate that the base number is less than 100.

**Q54 - Vital Signs Orthodontic At a Glance Contract Report for 643572/0001 - September 2016**

Name or company name	DR JF ALLSOPP	16/17 Contracted general activity (UDA)	0
Contract type name	PDS Contract	Carry forward general activity (UDA)	0
Purpose of contract	Orthodontic	16/17 Contracted orthodontic activity (UOA)	10,581
Contract start date	01/04/2006	Carry forward orthodontic activity (UOA)	-189
Contract end date	31/03/2018	Baseline contract value	£671,473.54

**ACCESS**

	Contract	England and Wales
24 month ratio of assessments to patient IDs	1.00	1.10

**ACTIVITY**


Month	Adjusted Scheduled Activity (UOA)	
	2016	2017
April	84	310
May	126	384
June	126	1,147
July	1,372	1,260
August	3,841	1,373
September	4,030	2,090
October	4,030	
November	4,878	
December	8,601	
January	8,727	
February	8,727	
March	10,260	
April	10,705	
May	10,854	
June	10,854	

**QUALITY**

	Contract Quantity	Contract Base Number	Contract *	Region	England
% of all assessments that were assess and fit appliances (rolling 12 month period)	385	999	38.5%	53.0%	54.1%
% of all assessments that were assess and refuse (rolling 12 month period)	93	999	9.3%	11.7%	12.4%
% of all assessments that were assess and review (rolling 12 month period)	521	999	52.2%	35.3%	33.5%
% of terminated courses where treatment was abandoned or discontinued (rolling 12 month period)	44	462	9.5%	8.5%	7.2%
% of completed treatments indicating that PAR score was taken (year to date)	3	175	1.7%	58.7%	58.9%
Rate of removable appliances per 100 fixed appliances - proposed treatment (rolling 12 month period)	6	770	0.78	6.99	5.66
Rate of removable appliances per 100 fixed appliances - completed treatment (rolling 12 month period)	3	836	0.36	6.41	4.88
% of courses of treatment with removable appliances only - proposed treatment (rolling 12 month period)	0	385	0.0%	2.5%	2.1%
% of courses of treatment with removable appliances only - completed treatment (rolling 12 month period)	0	418	0.0%	1.8%	1.5%
% of patients satisfied with the treatment they have received (rolling 12 month period)	6	7	85.7%	95.6%	95.7%

\* Figures in italics indicate that the base number is less than 100.



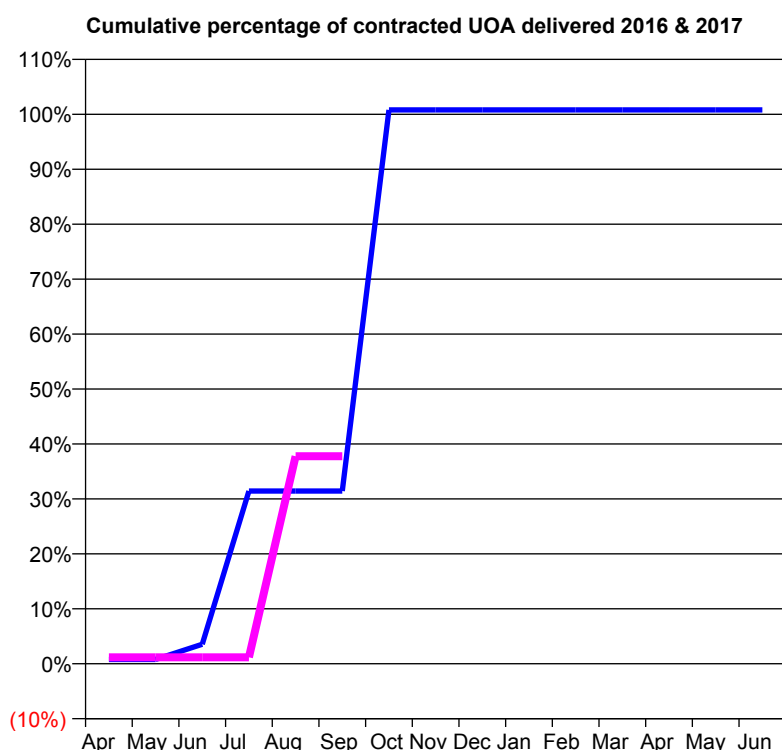
**Q54 - Vital Signs Orthodontic At a Glance Contract Report for 643572/0002 - September 2016**

Name or company name	DR JF ALLSOPP
Contract type name	GDS Contract
Purpose of contract	General and Orthodontic
Contract start date	01/04/2006
Contract end date	

16/17 Contracted general activity (UDA)	4,835
Carry forward general activity (UDA)	160
16/17 Contracted orthodontic activity (UOA)	760
Carry forward orthodontic activity (UOA)	-6
Baseline contract value	£164,746.82

**ACCESS**

	Contract	England and Wales
24 month ratio of assessments to patient IDs	1.00	1.10

**ACTIVITY**


Month	Adjusted Scheduled Activity (UOA)	
	2016	2017
April	6	9
May	6	9
June	27	9
July	239	9
August	239	287
September	239	287
October	766	
November	766	
December	766	
January	766	
February	766	
March	766	
April	766	
May	766	
June	766	

**QUALITY**

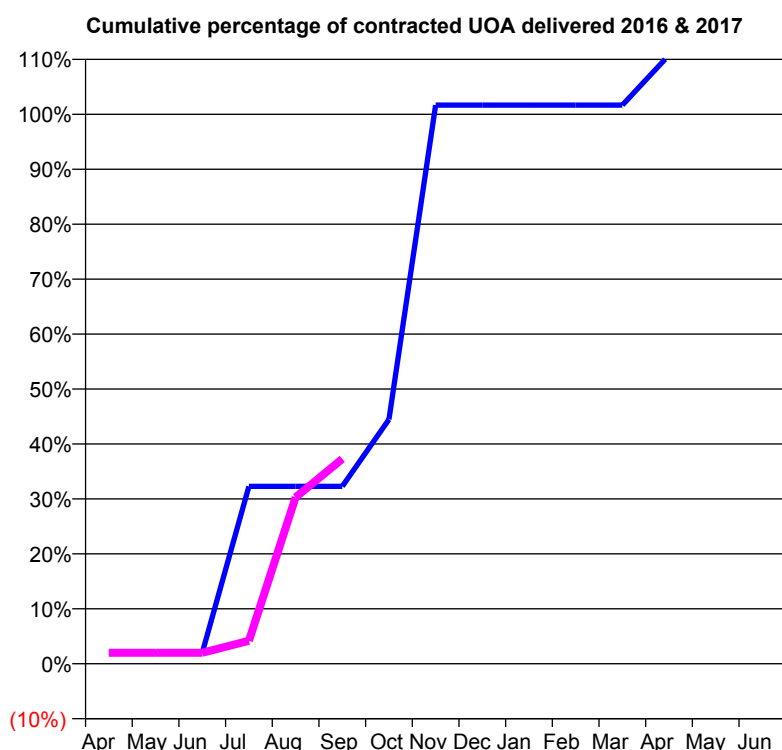
	Contract Quantity	Contract Base Number	Contract *	Region	England
% of all assessments that were assess and fit appliances (rolling 12 month period)	38	42	90.5%	53.0%	54.1%
% of all assessments that were assess and refuse (rolling 12 month period)	1	42	2.4%	11.7%	12.4%
% of all assessments that were assess and review (rolling 12 month period)	3	42	7.1%	35.3%	33.5%
% of terminated courses where treatment was abandoned or discontinued (rolling 12 month period)	3	35	8.6%	8.5%	7.2%
% of completed treatments indicating that PAR score was taken (year to date)	0	12	0.0%	58.7%	58.9%
Rate of removable appliances per 100 fixed appliances - proposed treatment (rolling 12 month period)	0	76	0.00	6.99	5.66
Rate of removable appliances per 100 fixed appliances - completed treatment (rolling 12 month period)	0	64	0.00	6.41	4.88
% of courses of treatment with removable appliances only - proposed treatment (rolling 12 month period)	0	38	0.0%	2.5%	2.1%
% of courses of treatment with removable appliances only - completed treatment (rolling 12 month period)	0	32	0.0%	1.8%	1.5%
% of patients satisfied with the treatment they have received (rolling 12 month period)	1	1	100.0%	95.6%	95.7%

\* Figures in italics indicate that the base number is less than 100.

**Q54 - Vital Signs Orthodontic At a Glance Contract Report for 643572/0007 - September 2016**

Name or company name	DR JF ALLSOPP	16/17 Contracted general activity (UDA)	0
Contract type name	PDS Contract	Carry forward general activity (UDA)	0
Purpose of contract	Orthodontic	16/17 Contracted orthodontic activity (UOA)	2,100
Contract start date	13/06/2011	Carry forward orthodontic activity (UOA)	-42
Contract end date	31/03/2018	Baseline contract value	£99,946.59

ACCESS	Contract	England and Wales
24 month ratio of assessments to patient IDs	1.00	1.10

**ACTIVITY**


Month	Adjusted Scheduled Activity (UOA)	
	2016	2017
April	42	42
May	42	42
June	42	42
July	678	88
August	678	636
September	678	783
October	934	
November	2,135	
December	2,135	
January	2,135	
February	2,135	
March	2,135	
April	2,326	
May	2,326	
June	2,326	

**QUALITY**

	Contract Quantity	Contract Base Number	Contract *	Region	England
% of all assessments that were assess and fit appliances (rolling 12 month period)	113	113	100.0%	53.0%	54.1%
% of all assessments that were assess and refuse (rolling 12 month period)	0	113	0.0%	11.7%	12.4%
% of all assessments that were assess and review (rolling 12 month period)	0	113	0.0%	35.3%	33.5%
% of terminated courses where treatment was abandoned or discontinued (rolling 12 month period)	4	95	4.2%	8.5%	7.2%
% of completed treatments indicating that PAR score was taken (year to date)	0	45	0.0%	58.7%	58.9%
Rate of removable appliances per 100 fixed appliances - proposed treatment (rolling 12 month period)	1	226	0.44	6.99	5.66
Rate of removable appliances per 100 fixed appliances - completed treatment (rolling 12 month period)	0	182	0.00	6.41	4.88
% of courses of treatment with removable appliances only - proposed treatment (rolling 12 month period)	0	113	0.0%	2.5%	2.1%
% of courses of treatment with removable appliances only - completed treatment (rolling 12 month period)	0	91	0.0%	1.8%	1.5%
% of patients satisfied with the treatment they have received (rolling 12 month period)	0	0	N/A	95.6%	95.7%

\* Figures in italics indicate that the base number is less than 100.

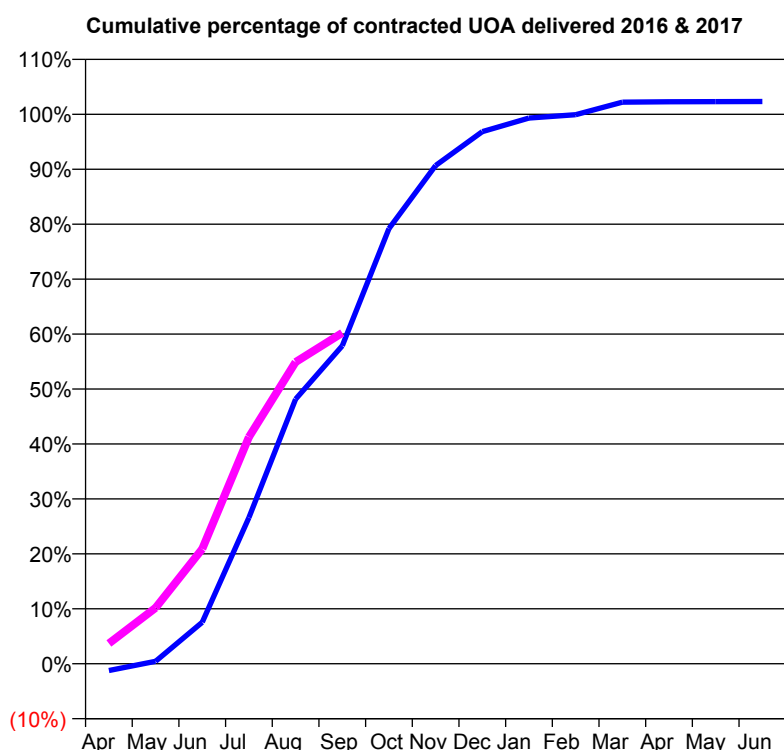
**Q54 - Vital Signs Orthodontic At a Glance Contract Report for 644277/0001 - September 2016**

Name or company name	MR JS NANDHRA
Contract type name	PDS Contract
Purpose of contract	Orthodontic
Contract start date	01/04/2006
Contract end date	31/03/2018

16/17 Contracted general activity (UDA)	0
Carry forward general activity (UDA)	0
16/17 Contracted orthodontic activity (UOA)	11,043
Carry forward orthodontic activity (UOA)	-89
Baseline contract value	£871,510.86

**ACCESS**

	Contract	England and Wales
24 month ratio of assessments to patient IDs	1.00	1.10

**ACTIVITY**


Month	Adjusted Scheduled Activity (UOA)	
	2016	2017
April	-139	408
May	50	1,123
June	834	2,308
July	2,939	4,556
August	5,318	6,063
September	6,390	6,651
October	8,745	
November	10,013	
December	10,693	
January	10,968	
February	11,033	
March	11,287	
April	11,294	
May	11,298	
June	11,300	

**QUALITY**

	Contract Quantity	Contract Base Number	Contract *	Region	England
% of all assessments that were assess and fit appliances (rolling 12 month period)	554	617	89.8%	53.0%	54.1%
% of all assessments that were assess and refuse (rolling 12 month period)	62	617	10.0%	11.7%	12.4%
% of all assessments that were assess and review (rolling 12 month period)	1	617	0.2%	35.3%	33.5%
% of terminated courses where treatment was abandoned or discontinued (rolling 12 month period)	130	537	24.2%	8.5%	7.2%
% of completed treatments indicating that PAR score was taken (year to date)	89	191	46.6%	58.7%	58.9%
Rate of removable appliances per 100 fixed appliances - proposed treatment (rolling 12 month period)	35	1,095	3.20	6.99	5.66
Rate of removable appliances per 100 fixed appliances - completed treatment (rolling 12 month period)	30	797	3.76	6.41	4.88
% of courses of treatment with removable appliances only - proposed treatment (rolling 12 month period)	2	554	0.4%	2.5%	2.1%
% of courses of treatment with removable appliances only - completed treatment (rolling 12 month period)	0	407	0.0%	1.8%	1.5%
% of patients satisfied with the treatment they have received (rolling 12 month period)	8	10	80.0%	95.6%	95.7%

\* Figures in italics indicate that the base number is less than 100.

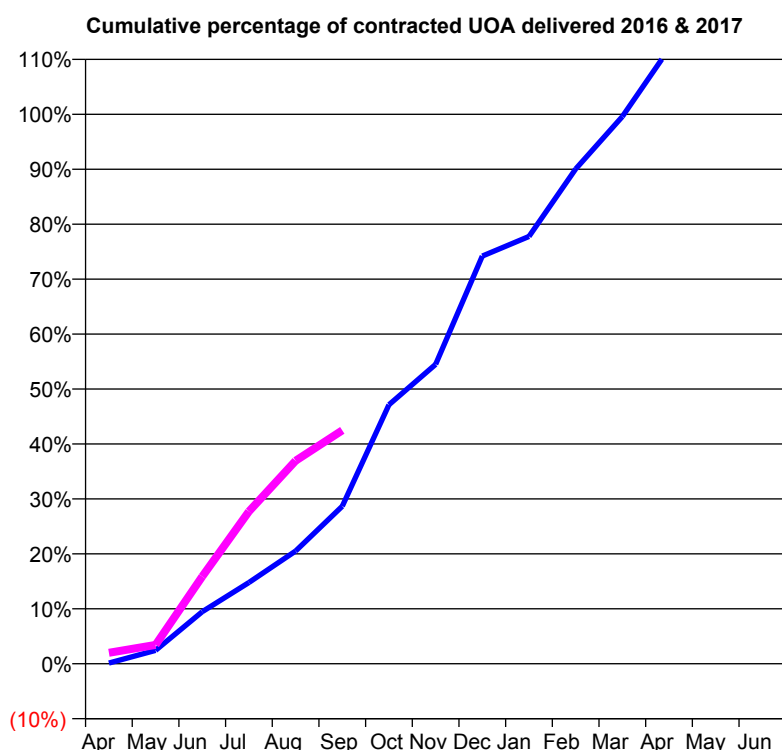
**Q54 - Vital Signs Orthodontic At a Glance Contract Report for 648639/0001 - September 2016**

Name or company name	MRS J SIMPSON
Contract type name	PDS Contract
Purpose of contract	Orthodontic
Contract start date	01/04/2006
Contract end date	31/03/2018

16/17 Contracted general activity (UDA)	0
Carry forward general activity (UDA)	0
16/17 Contracted orthodontic activity (UOA)	8,204
Carry forward orthodontic activity (UOA)	-164
Baseline contract value	£545,448.10

**ACCESS**

	Contract	England and Wales
24 month ratio of assessments to patient IDs	1.05	1.10

**ACTIVITY**


Month	Adjusted Scheduled Activity (UOA)	
	2016	2017
April	10	164
May	201	281
June	778	1,303
July	1,213	2,275
August	1,684	3,032
September	2,353	3,485
October	3,868	
November	4,471	
December	6,088	
January	6,379	
February	7,387	
March	8,170	
April	9,178	
May	9,179	
June	9,200	

**QUALITY**

	Contract Quantity	Contract Base Number	Contract *	Region	England
% of all assessments that were assess and fit appliances (rolling 12 month period)	465	1,229	37.8%	53.0%	54.1%
% of all assessments that were assess and refuse (rolling 12 month period)	0	1,229	0.0%	11.7%	12.4%
% of all assessments that were assess and review (rolling 12 month period)	764	1,229	62.2%	35.3%	33.5%
% of terminated courses where treatment was abandoned or discontinued (rolling 12 month period)	1	398	0.3%	8.5%	7.2%
% of completed treatments indicating that PAR score was taken (year to date)	177	178	99.4%	58.7%	58.9%
Rate of removable appliances per 100 fixed appliances - proposed treatment (rolling 12 month period)	13	920	1.41	6.99	5.66
Rate of removable appliances per 100 fixed appliances - completed treatment (rolling 12 month period)	10	785	1.27	6.41	4.88
% of courses of treatment with removable appliances only - proposed treatment (rolling 12 month period)	0	465	0.0%	2.5%	2.1%
% of courses of treatment with removable appliances only - completed treatment (rolling 12 month period)	1	397	0.3%	1.8%	1.5%
% of patients satisfied with the treatment they have received (rolling 12 month period)	4	5	80.0%	95.6%	95.7%

\* Figures in italics indicate that the base number is less than 100.

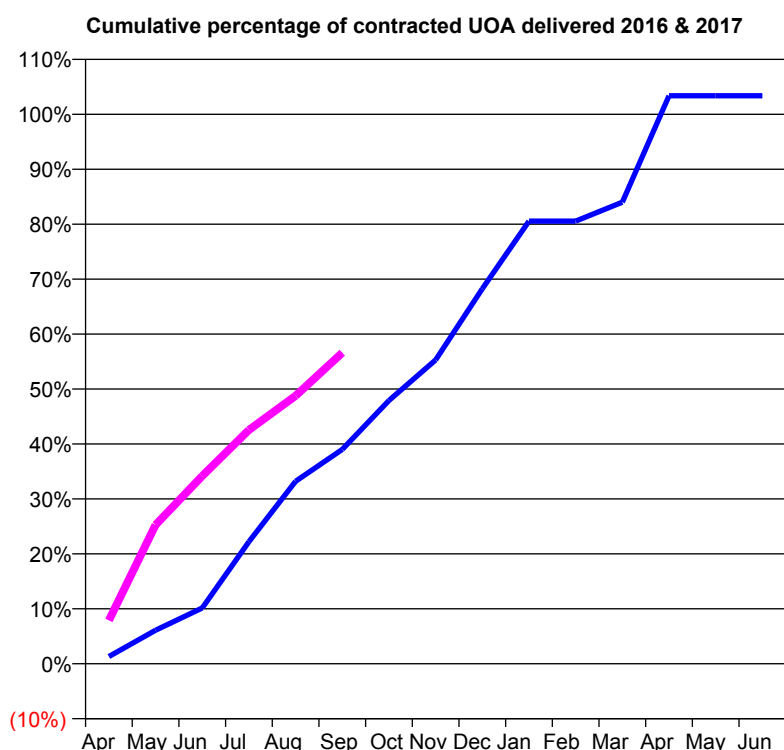
**Q54 - Vital Signs Orthodontic At a Glance Contract Report for 648728/0001 - September 2016**

Name or company name	MRS EH ROBERTS
Contract type name	PDS Contract
Purpose of contract	Orthodontic
Contract start date	01/04/2006
Contract end date	31/03/2018

16/17 Contracted general activity (UDA)	0
Carry forward general activity (UDA)	0
16/17 Contracted orthodontic activity (UOA)	3,768
Carry forward orthodontic activity (UOA)	-43
Baseline contract value	£222,846.45

**ACCESS**

	Contract	England and Wales
24 month ratio of assessments to patient IDs	1.04	1.10

**ACTIVITY**


Month	Adjusted Scheduled Activity (UOA)	
	2016	2017
April	50	298
May	230	952
June	383	1,288
July	837	1,603
August	1,251	1,837
September	1,470	2,133
October	1,805	
November	2,083	
December	2,572	
January	3,035	
February	3,035	
March	3,165	
April	3,895	
May	3,895	
June	3,895	

**QUALITY**

	Contract Quantity	Contract Base Number	Contract *	Region	England
% of all assessments that were assess and fit appliances (rolling 12 month period)	223	309	72.2%	53.0%	54.1%
% of all assessments that were assess and refuse (rolling 12 month period)	33	309	10.7%	11.7%	12.4%
% of all assessments that were assess and review (rolling 12 month period)	53	309	17.2%	35.3%	33.5%
% of terminated courses where treatment was abandoned or discontinued (rolling 12 month period)	4	144	2.8%	8.5%	7.2%
% of completed treatments indicating that PAR score was taken (year to date)	90	90	100.0%	58.7%	58.9%
Rate of removable appliances per 100 fixed appliances - proposed treatment (rolling 12 month period)	17	438	3.88	6.99	5.66
Rate of removable appliances per 100 fixed appliances - completed treatment (rolling 12 month period)	25	278	8.99	6.41	4.88
% of courses of treatment with removable appliances only - proposed treatment (rolling 12 month period)	2	223	0.9%	2.5%	2.1%
% of courses of treatment with removable appliances only - completed treatment (rolling 12 month period)	1	140	0.7%	1.8%	1.5%
% of patients satisfied with the treatment they have received (rolling 12 month period)	5	5	100.0%	95.6%	95.7%

\* Figures in italics indicate that the base number is less than 100.

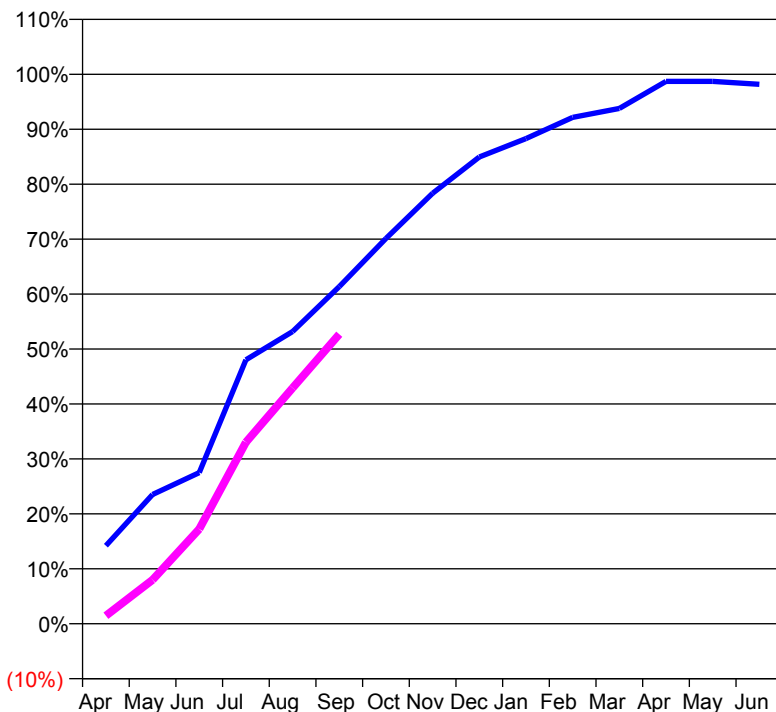
**Q54 - Vital Signs Orthodontic At a Glance Contract Report for 650641/0001 - September 2016**

Name or company name	MRS N SHOJA-ASSADI
Contract type name	PDS Contract
Purpose of contract	Orthodontic
Contract start date	01/04/2006
Contract end date	31/03/2018

16/17 Contracted general activity (UDA)	0
Carry forward general activity (UDA)	0
16/17 Contracted orthodontic activity (UOA)	3,862
Carry forward orthodontic activity (UOA)	71
Baseline contract value	£253,491.60

**ACCESS**

	Contract	England and Wales
24 month ratio of assessments to patient IDs	1.16	1.10

**ACTIVITY**
**Cumulative percentage of contracted UOA delivered 2016 & 2017**

**Adjusted Scheduled Activity (UOA)**

Month	2016	2017
April	549	57
May	909	309
June	1,062	666
July	1,855	1,276
August	2,054	1,657
September	2,370	2,035
October	2,708	
November	3,026	
December	3,281	
January	3,410	
February	3,559	
March	3,622	
April	3,812	
May	3,812	
June	3,791	

**QUALITY**

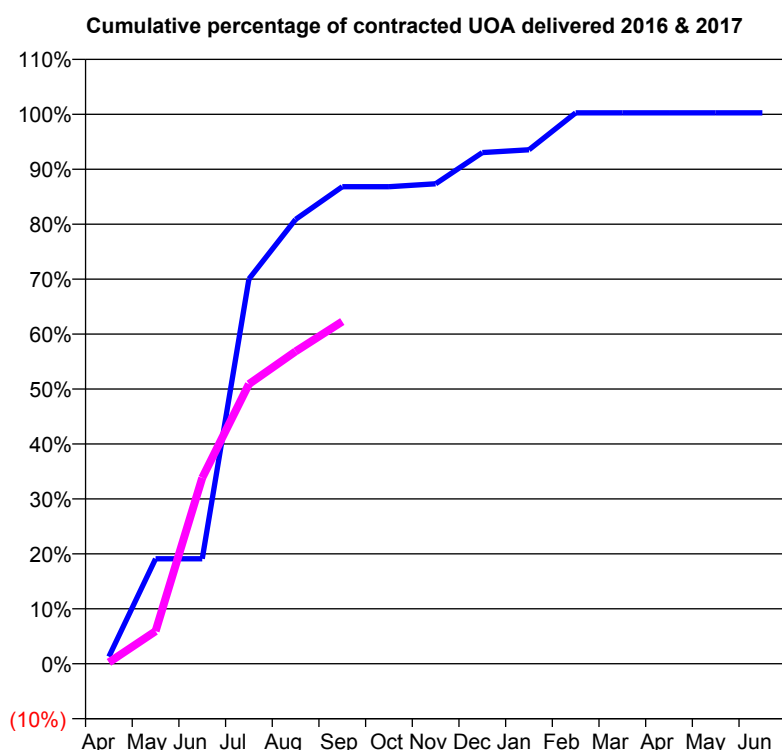
	Contract Quantity	Contract Base Number	Contract *	Region	England
% of all assessments that were assess and fit appliances (rolling 12 month period)	168	186	90.3%	53.0%	54.1%
% of all assessments that were assess and refuse (rolling 12 month period)	4	186	2.2%	11.7%	12.4%
% of all assessments that were assess and review (rolling 12 month period)	14	186	7.5%	35.3%	33.5%
% of terminated courses where treatment was abandoned or discontinued (rolling 12 month period)	26	98	26.5%	8.5%	7.2%
% of completed treatments indicating that PAR score was taken (year to date)	17	30	56.7%	58.7%	58.9%
Rate of removable appliances per 100 fixed appliances - proposed treatment (rolling 12 month period)	0	168	0.00	6.99	5.66
Rate of removable appliances per 100 fixed appliances - completed treatment (rolling 12 month period)	0	72	0.00	6.41	4.88
% of courses of treatment with removable appliances only - proposed treatment (rolling 12 month period)	0	168	0.0%	2.5%	2.1%
% of courses of treatment with removable appliances only - completed treatment (rolling 12 month period)	0	72	0.0%	1.8%	1.5%
% of patients satisfied with the treatment they have received (rolling 12 month period)	8	8	100.0%	95.6%	95.7%

\* Figures in italics indicate that the base number is less than 100.

**Q54 - Vital Signs Orthodontic At a Glance Contract Report for 658421/0001 - September 2016**

Name or company name	MR ES HAYER	16/17 Contracted general activity (UDA)	21,866
Contract type name	GDS Contract	Carry forward general activity (UDA)	-350
Purpose of contract	General and Orthodontic	16/17 Contracted orthodontic activity (UOA)	387
Contract start date	01/04/2006	Carry forward orthodontic activity (UOA)	-1
Contract end date		Baseline contract value	£542,675.61

ACCESS	Contract	England and Wales
24 month ratio of assessments to patient IDs	1.25	1.10

**ACTIVITY**


Month	Adjusted Scheduled Activity (UOA)	
	2016	2017
April	5	1
May	74	23
June	74	131
July	271	197
August	313	220
September	336	241
October	336	
November	338	
December	360	
January	362	
February	388	
March	388	
April	388	
May	388	
June	388	

QUALITY	Contract Quantity	Contract Base Number	Contract *	Region	England
% of all assessments that were assess and fit appliances (rolling 12 month period)	13	32	40.6%	53.0%	54.1%
% of all assessments that were assess and refuse (rolling 12 month period)	6	32	18.8%	11.7%	12.4%
% of all assessments that were assess and review (rolling 12 month period)	13	32	40.6%	35.3%	33.5%
% of terminated courses where treatment was abandoned or discontinued (rolling 12 month period)	1	7	14.3%	8.5%	7.2%
% of completed treatments indicating that PAR score was taken (year to date)	1	1	100.0%	58.7%	58.9%
Rate of removable appliances per 100 fixed appliances - proposed treatment (rolling 12 month period)	8	26	30.77	6.99	5.66
Rate of removable appliances per 100 fixed appliances - completed treatment (rolling 12 month period)	4	12	33.33	6.41	4.88
% of courses of treatment with removable appliances only - proposed treatment (rolling 12 month period)	0	13	0.0%	2.5%	2.1%
% of courses of treatment with removable appliances only - completed treatment (rolling 12 month period)	0	6	0.0%	1.8%	1.5%
% of patients satisfied with the treatment they have received (rolling 12 month period)	1	1	100.0%	95.6%	95.7%

\* Figures in italics indicate that the base number is less than 100.

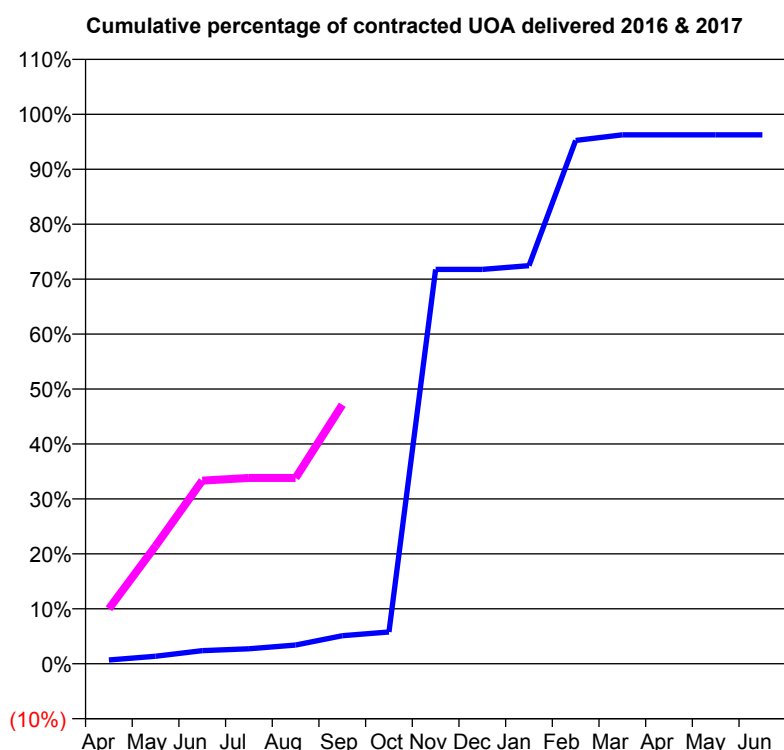
**Q54 - Vital Signs Orthodontic At a Glance Contract Report for 673749/0001 - September 2016**

Name or company name	MR R KUMAR
Contract type name	Pilot Contract
Purpose of contract	General and Orthodontic
Contract start date	01/04/2006
Contract end date	

16/17 Contracted general activity (UDA)	9,973
Carry forward general activity (UDA)	0
16/17 Contracted orthodontic activity (UOA)	210
Carry forward orthodontic activity (UOA)	0
Baseline contract value	£268,120.45

**ACCESS**

	Contract	England and Wales
24 month ratio of assessments to patient IDs	1.10	1.10

**ACTIVITY**


Month	Adjusted Scheduled Activity (UOA)	
	2016	2017
April	2	21
May	4	45
June	7	70
July	8	71
August	10	71
September	15	99
October	17	
November	211	
December	211	
January	213	
February	280	
March	283	
April	283	
May	283	
June	283	

**QUALITY**

	Contract Quantity	Contract Base Number	Contract *	Region	England
% of all assessments that were assess and fit appliances (rolling 12 month period)	16	47	34.0%	53.0%	54.1%
% of all assessments that were assess and refuse (rolling 12 month period)	8	47	17.0%	11.7%	12.4%
% of all assessments that were assess and review (rolling 12 month period)	23	47	48.9%	35.3%	33.5%
% of terminated courses where treatment was abandoned or discontinued (rolling 12 month period)	0	0	N/A	8.5%	7.2%
% of completed treatments indicating that PAR score was taken (year to date)	0	0	N/A	58.7%	58.9%
Rate of removable appliances per 100 fixed appliances - proposed treatment (rolling 12 month period)	1	28	3.57	6.99	5.66
Rate of removable appliances per 100 fixed appliances - completed treatment (rolling 12 month period)	0	0	N/A	6.41	4.88
% of courses of treatment with removable appliances only - proposed treatment (rolling 12 month period)	1	16	6.3%	2.5%	2.1%
% of courses of treatment with removable appliances only - completed treatment (rolling 12 month period)	0	0	N/A	1.8%	1.5%
% of patients satisfied with the treatment they have received (rolling 12 month period)	0	0	N/A	95.6%	95.7%

\* Figures in italics indicate that the base number is less than 100.

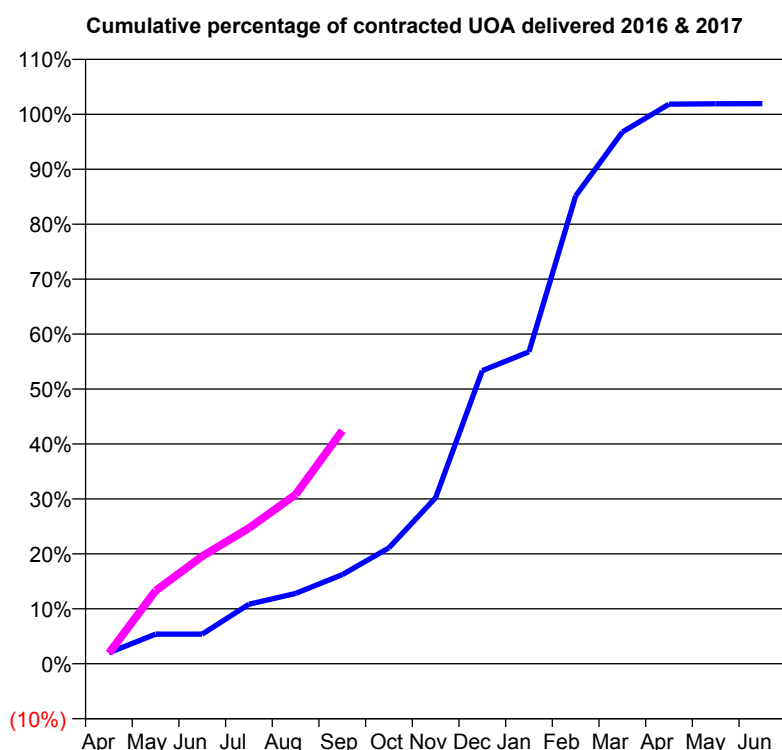


**Q54 - Vital Signs Orthodontic At a Glance Contract Report for 735213/0002 - September 2016**

Name or company name	MR PL MASON	16/17 Contracted general activity (UDA)	0
Contract type name	PDS Contract	Carry forward general activity (UDA)	0
Purpose of contract	Orthodontic	16/17 Contracted orthodontic activity (UOA)	5,085
Contract start date	22/03/2014	Carry forward orthodontic activity (UOA)	-98
Contract end date	31/03/2018	Baseline contract value	£338,774.32

**ACCESS**

	Contract	England and Wales
24 month ratio of assessments to patient IDs	1.08	1.10

**ACTIVITY**


Month	Adjusted Scheduled Activity (UOA)	
	2016	2017
April	102	98
May	274	676
June	274	995
July	551	1,255
August	651	1,565
September	825	2,158
October	1,073	
November	1,537	
December	2,713	
January	2,887	
February	4,329	
March	4,920	
April	5,178	
May	5,182	
June	5,183	

**QUALITY**

	Contract Quantity	Contract Base Number	Contract *	Region	England
% of all assessments that were assess and fit appliances (rolling 12 month period)	299	500	59.8%	53.0%	54.1%
% of all assessments that were assess and refuse (rolling 12 month period)	34	500	6.8%	11.7%	12.4%
% of all assessments that were assess and review (rolling 12 month period)	167	500	33.4%	35.3%	33.5%
% of terminated courses where treatment was abandoned or discontinued (rolling 12 month period)	18	206	8.7%	8.5%	7.2%
% of completed treatments indicating that PAR score was taken (year to date)	58	67	86.6%	58.7%	58.9%
Rate of removable appliances per 100 fixed appliances - proposed treatment (rolling 12 month period)	0	0	N/A	6.99	5.66
Rate of removable appliances per 100 fixed appliances - completed treatment (rolling 12 month period)	0	0	N/A	6.41	4.88
% of courses of treatment with removable appliances only - proposed treatment (rolling 12 month period)	0	299	0.0%	2.5%	2.1%
% of courses of treatment with removable appliances only - completed treatment (rolling 12 month period)	0	188	0.0%	1.8%	1.5%
% of patients satisfied with the treatment they have received (rolling 12 month period)	8	8	100.0%	95.6%	95.7%

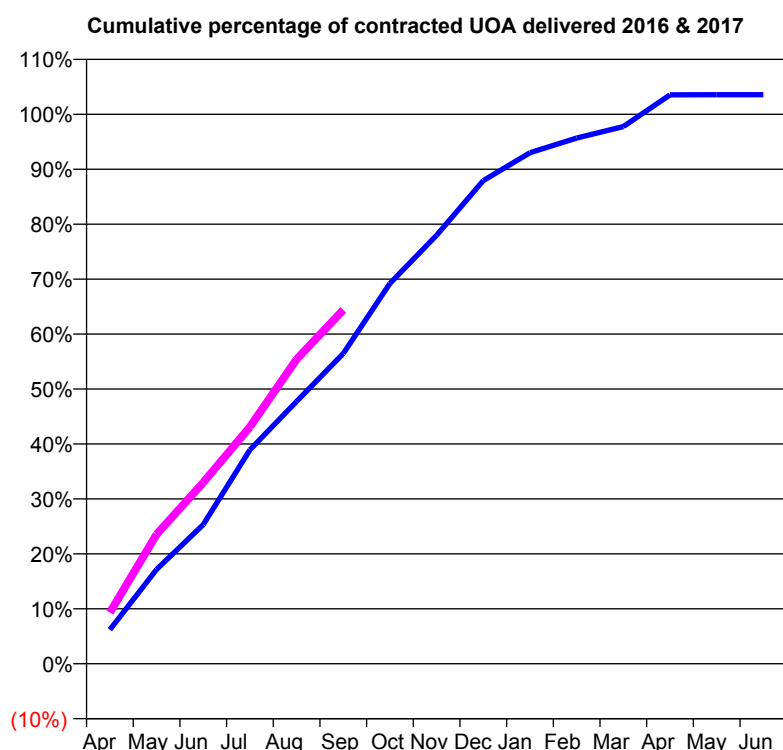
\* Figures in italics indicate that the base number is less than 100.

**Q54 - Vital Signs Orthodontic At a Glance Contract Report for 735337/0001 - September 2016**

Name or company name	DR WC ADDISON	16/17 Contracted general activity (UDA)	0
Contract type name	PDS Contract	Carry forward general activity (UDA)	0
Purpose of contract	Orthodontic	16/17 Contracted orthodontic activity (UOA)	9,034
Contract start date	01/04/2006	Carry forward orthodontic activity (UOA)	-155
Contract end date	31/03/2018	Baseline contract value	£598,780.06

**ACCESS**

	Contract	England and Wales
24 month ratio of assessments to patient IDs	1.15	1.10

**ACTIVITY**


Month	Adjusted Scheduled Activity (UOA)	
	2016	2017
April	560	844
May	1,552	2,127
June	2,287	2,981
July	3,518	3,895
August	4,313	5,006
September	5,100	5,818
October	6,254	
November	7,046	
December	7,943	
January	8,401	
February	8,644	
March	8,831	
April	9,354	
May	9,357	
June	9,357	

**QUALITY**

	Contract Quantity	Contract Base Number	Contract *	Region	England
% of all assessments that were assess and fit appliances (rolling 12 month period)	463	868	53.3%	53.0%	54.1%
% of all assessments that were assess and refuse (rolling 12 month period)	116	868	13.4%	11.7%	12.4%
% of all assessments that were assess and review (rolling 12 month period)	289	868	33.3%	35.3%	33.5%
% of terminated courses where treatment was abandoned or discontinued (rolling 12 month period)	4	342	1.2%	8.5%	7.2%
% of completed treatments indicating that PAR score was taken (year to date)	161	174	92.5%	58.7%	58.9%
Rate of removable appliances per 100 fixed appliances - proposed treatment (rolling 12 month period)	281	820	34.27	6.99	5.66
Rate of removable appliances per 100 fixed appliances - completed treatment (rolling 12 month period)	0	0	N/A	6.41	4.88
% of courses of treatment with removable appliances only - proposed treatment (rolling 12 month period)	8	463	1.7%	2.5%	2.1%
% of courses of treatment with removable appliances only - completed treatment (rolling 12 month period)	0	338	0.0%	1.8%	1.5%
% of patients satisfied with the treatment they have received (rolling 12 month period)	14	15	93.3%	95.6%	95.7%

\* Figures in italics indicate that the base number is less than 100.

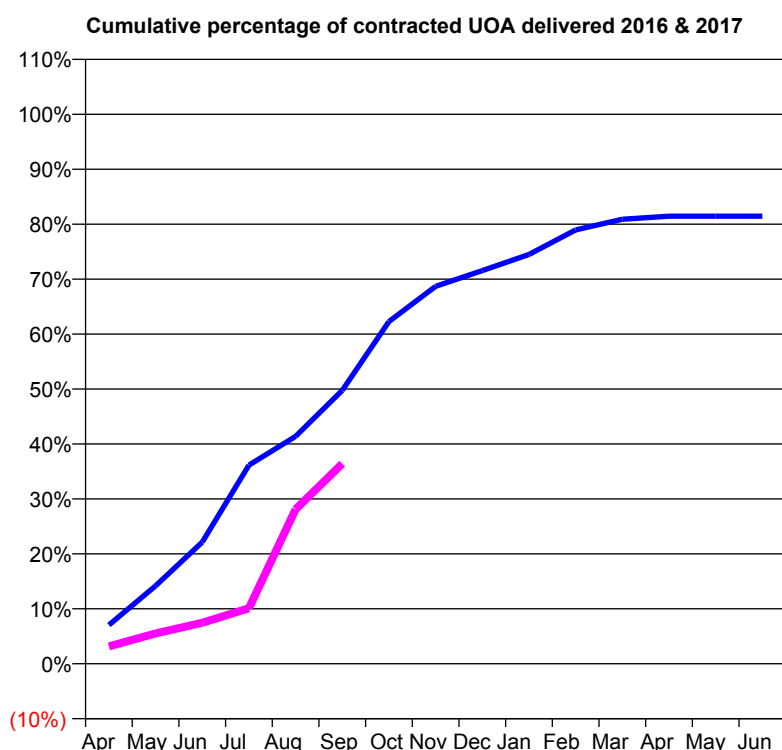
**Q54 - Vital Signs Orthodontic At a Glance Contract Report for 761923/0001 - September 2016**

Name or company name	MR RD SLATER
Contract type name	PDS Contract
Purpose of contract	Orthodontic
Contract start date	01/04/2006
Contract end date	31/03/2018

16/17 Contracted general activity (UDA)	0
Carry forward general activity (UDA)	0
16/17 Contracted orthodontic activity (UOA)	8,345
Carry forward orthodontic activity (UOA)	0
Baseline contract value	£552,645.68

**ACCESS**

	Contract	England and Wales
24 month ratio of assessments to patient IDs	1.07	1.10

**ACTIVITY**


Month	Adjusted Scheduled Activity (UOA)	
	2016	2017
April	588	265
May	1,183	461
June	1,847	623
July	3,016	844
August	3,454	2,347
September	4,152	3,038
October	5,198	
November	5,731	
December	5,971	
January	6,216	
February	6,589	
March	6,750	
April	6,797	
May	6,797	
June	6,797	

**QUALITY**

	Contract Quantity	Contract Base Number	Contract *	Region	England
% of all assessments that were assess and fit appliances (rolling 12 month period)	321	859	37.4%	53.0%	54.1%
% of all assessments that were assess and refuse (rolling 12 month period)	107	859	12.5%	11.7%	12.4%
% of all assessments that were assess and review (rolling 12 month period)	431	859	50.2%	35.3%	33.5%
% of terminated courses where treatment was abandoned or discontinued (rolling 12 month period)	6	335	1.8%	8.5%	7.2%
% of completed treatments indicating that PAR score was taken (year to date)	137	175	78.3%	58.7%	58.9%
Rate of removable appliances per 100 fixed appliances - proposed treatment (rolling 12 month period)	11	626	1.76	6.99	5.66
Rate of removable appliances per 100 fixed appliances - completed treatment (rolling 12 month period)	4	135	2.96	6.41	4.88
% of courses of treatment with removable appliances only - proposed treatment (rolling 12 month period)	1	321	0.3%	2.5%	2.1%
% of courses of treatment with removable appliances only - completed treatment (rolling 12 month period)	1	329	0.3%	1.8%	1.5%
% of patients satisfied with the treatment they have received (rolling 12 month period)	6	6	100.0%	95.6%	95.7%

\* Figures in italics indicate that the base number is less than 100.

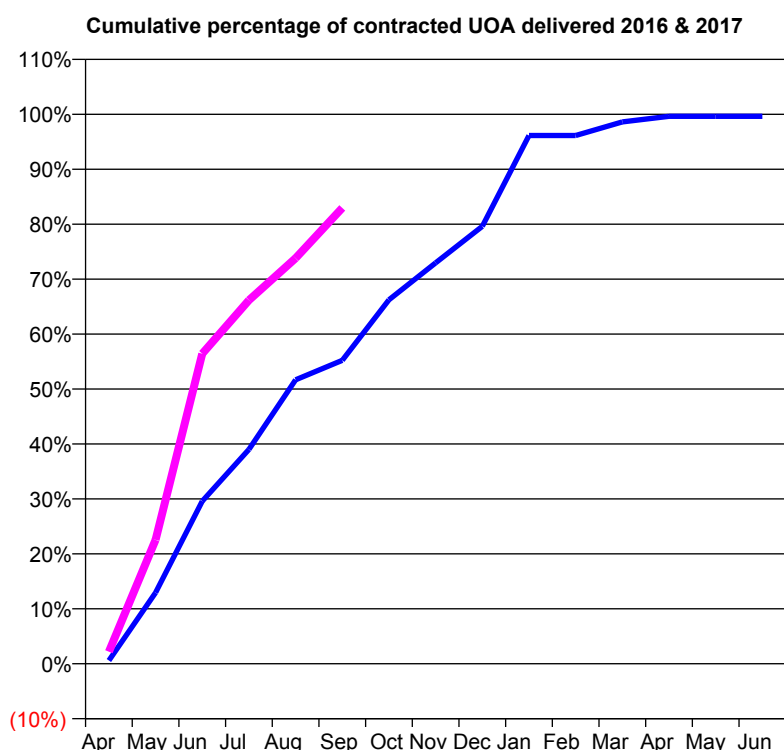
**Q54 - Vital Signs Orthodontic At a Glance Contract Report for 776998/0001 - September 2016**

Name or company name	MR DL DALY
Contract type name	PDS Contract
Purpose of contract	Orthodontic
Contract start date	01/04/2006
Contract end date	31/03/2018

16/17 Contracted general activity (UDA)	0
Carry forward general activity (UDA)	0
16/17 Contracted orthodontic activity (UOA)	4,130
Carry forward orthodontic activity (UOA)	15
Baseline contract value	£248,935.40

**ACCESS**

	Contract	England and Wales
24 month ratio of assessments to patient IDs	1.02	1.10

**ACTIVITY**


Month	Adjusted Scheduled Activity (UOA)	
	2016	2017
April	25	91
May	535	932
June	1,222	2,331
July	1,611	2,733
August	2,134	3,048
September	2,281	3,426
October	2,736	
November	3,013	
December	3,288	
January	3,970	
February	3,970	
March	4,073	
April	4,115	
May	4,115	
June	4,115	

**QUALITY**

	Contract Quantity	Contract Base Number	Contract *	Region	England
% of all assessments that were assess and fit appliances (rolling 12 month period)	248	383	64.8%	53.0%	54.1%
% of all assessments that were assess and refuse (rolling 12 month period)	59	383	15.4%	11.7%	12.4%
% of all assessments that were assess and review (rolling 12 month period)	76	383	19.8%	35.3%	33.5%
% of terminated courses where treatment was abandoned or discontinued (rolling 12 month period)	11	94	11.7%	8.5%	7.2%
% of completed treatments indicating that PAR score was taken (year to date)	18	18	100.0%	58.7%	58.9%
Rate of removable appliances per 100 fixed appliances - proposed treatment (rolling 12 month period)	13	484	2.69	6.99	5.66
Rate of removable appliances per 100 fixed appliances - completed treatment (rolling 12 month period)	9	166	5.42	6.41	4.88
% of courses of treatment with removable appliances only - proposed treatment (rolling 12 month period)	3	248	1.2%	2.5%	2.1%
% of courses of treatment with removable appliances only - completed treatment (rolling 12 month period)	0	83	0.0%	1.8%	1.5%
% of patients satisfied with the treatment they have received (rolling 12 month period)	4	4	100.0%	95.6%	95.7%

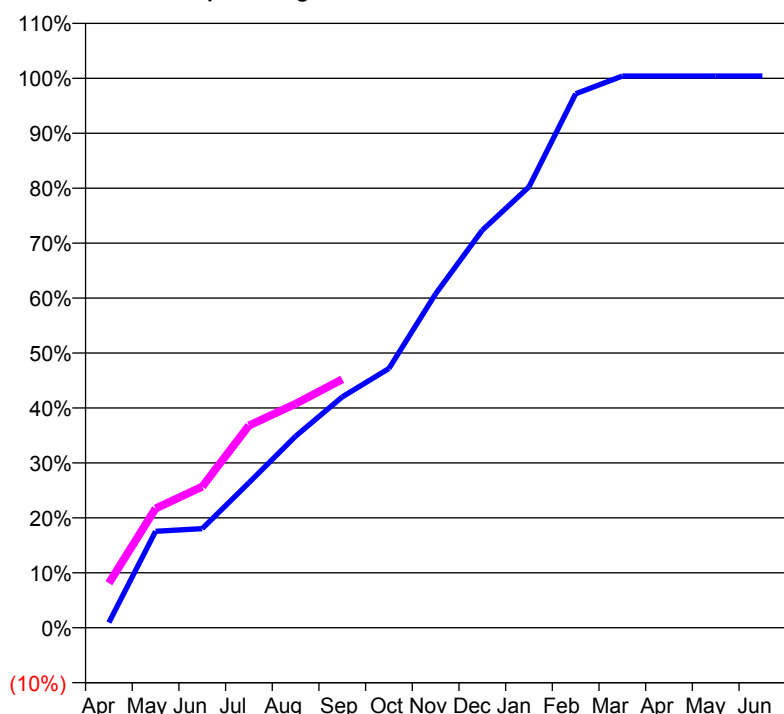
\* Figures in italics indicate that the base number is less than 100.

**Q54 - Vital Signs Orthodontic At a Glance Contract Report for 833657/0001 - September 2016**

Name or company name	MR AA DHOPATKAR
Contract type name	PDS Contract
Purpose of contract	Orthodontic
Contract start date	01/04/2006
Contract end date	31/03/2023

16/17 Contracted general activity (UDA)	0
Carry forward general activity (UDA)	0
16/17 Contracted orthodontic activity (UOA)	4,636
Carry forward orthodontic activity (UOA)	-19
Baseline contract value	£286,794.38

ACCESS	Contract	England and Wales
24 month ratio of assessments to patient IDs	1.02	1.10

**ACTIVITY**
**Cumulative percentage of contracted UOA delivered 2016 & 2017**


Month	Adjusted Scheduled Activity (UOA)	
	2016	2017
April	44	376
May	814	1,006
June	837	1,191
July	1,224	1,706
August	1,616	1,890
September	1,948	2,096
October	2,188	
November	2,818	
December	3,354	
January	3,720	
February	4,505	
March	4,655	
April	4,655	
May	4,655	
June	4,655	

**QUALITY**

	Contract Quantity	Contract Base Number	Contract *	Region	England
% of all assessments that were assess and fit appliances (rolling 12 month period)	210	655	32.1%	53.0%	54.1%
% of all assessments that were assess and refuse (rolling 12 month period)	77	655	11.8%	11.7%	12.4%
% of all assessments that were assess and review (rolling 12 month period)	368	655	56.2%	35.3%	33.5%
% of terminated courses where treatment was abandoned or discontinued (rolling 12 month period)	10	173	5.8%	8.5%	7.2%
% of completed treatments indicating that PAR score was taken (year to date)	86	86	100.0%	58.7%	58.9%
Rate of removable appliances per 100 fixed appliances - proposed treatment (rolling 12 month period)	16	307	5.21	6.99	5.66
Rate of removable appliances per 100 fixed appliances - completed treatment (rolling 12 month period)	4	270	1.48	6.41	4.88
% of courses of treatment with removable appliances only - proposed treatment (rolling 12 month period)	0	210	0.0%	2.5%	2.1%
% of courses of treatment with removable appliances only - completed treatment (rolling 12 month period)	0	163	0.0%	1.8%	1.5%
% of patients satisfied with the treatment they have received (rolling 12 month period)	2	2	100.0%	95.6%	95.7%

\* Figures in italics indicate that the base number is less than 100.

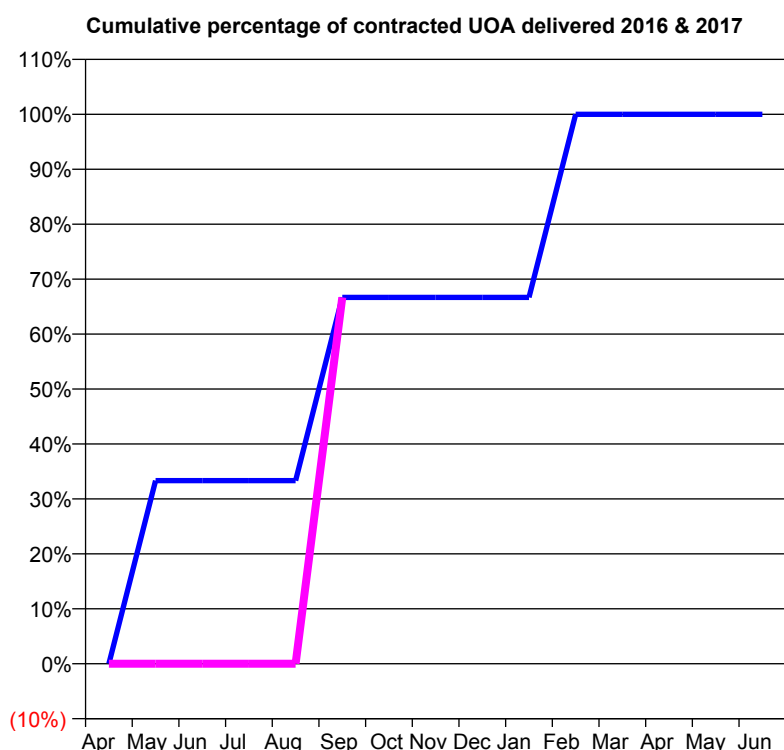
**Q54 - Vital Signs Orthodontic At a Glance Contract Report for 901245/0001 - September 2016**

Name or company name	MR DG HENDERSON
Contract type name	GDS Contract
Purpose of contract	General and Orthodontic
Contract start date	01/04/2006
Contract end date	

16/17 Contracted general activity (UDA)	3,830
Carry forward general activity (UDA)	13
16/17 Contracted orthodontic activity (UOA)	3
Carry forward orthodontic activity (UOA)	0
Baseline contract value	£98,638.00

**ACCESS**

	Contract	England and Wales
24 month ratio of assessments to patient IDs	1.13	1.10

**ACTIVITY**


Month	Adjusted Scheduled Activity (UOA)	
	2016	2017
April	0	0
May	1	0
June	1	0
July	1	0
August	1	0
September	2	2
October	2	
November	2	
December	2	
January	2	
February	3	
March	3	
April	3	
May	3	
June	3	

**QUALITY**

	Contract Quantity	Contract Base Number	Contract *	Region	England
% of all assessments that were assess and fit appliances (rolling 12 month period)	0	3	0.0%	53.0%	54.1%
% of all assessments that were assess and refuse (rolling 12 month period)	0	3	0.0%	11.7%	12.4%
% of all assessments that were assess and review (rolling 12 month period)	3	3	100.0%	35.3%	33.5%
% of terminated courses where treatment was abandoned or discontinued (rolling 12 month period)	0	0	N/A	8.5%	7.2%
% of completed treatments indicating that PAR score was taken (year to date)	0	0	N/A	58.7%	58.9%
Rate of removable appliances per 100 fixed appliances - proposed treatment (rolling 12 month period)	0	0	N/A	6.99	5.66
Rate of removable appliances per 100 fixed appliances - completed treatment (rolling 12 month period)	0	0	N/A	6.41	4.88
% of courses of treatment with removable appliances only - proposed treatment (rolling 12 month period)	0	0	N/A	2.5%	2.1%
% of courses of treatment with removable appliances only - completed treatment (rolling 12 month period)	0	0	N/A	1.8%	1.5%
% of patients satisfied with the treatment they have received (rolling 12 month period)	0	0	N/A	95.6%	95.7%

\* Figures in italics indicate that the base number is less than 100.

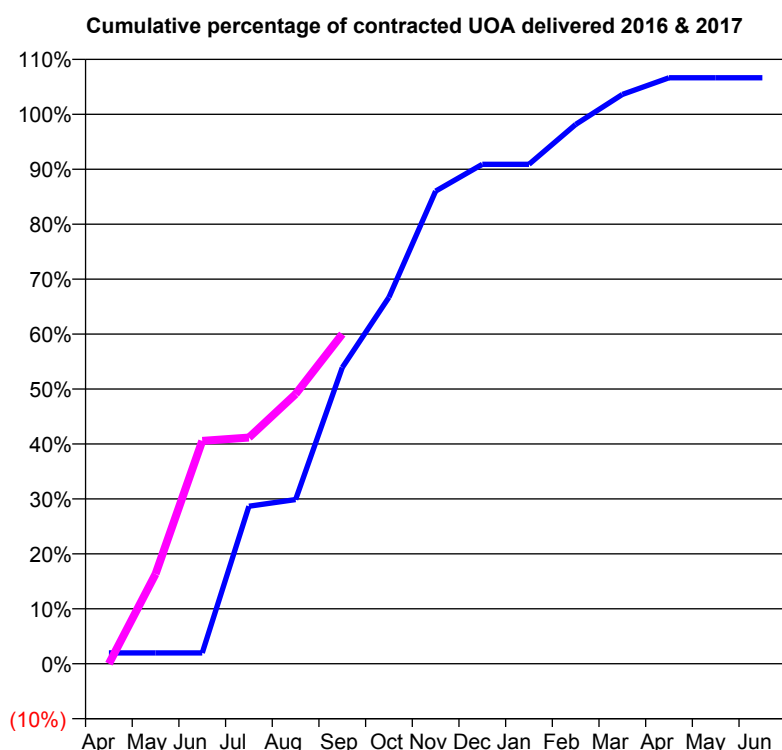
**Q54 - Vital Signs Orthodontic At a Glance Contract Report for 913286/0005 - September 2016**

Name or company name	MR GE FICKERT
Contract type name	PDS Contract
Purpose of contract	Orthodontic
Contract start date	01/04/2006
Contract end date	31/03/2018

16/17 Contracted general activity (UDA)	0
Carry forward general activity (UDA)	0
16/17 Contracted orthodontic activity (UOA)	3,469
Carry forward orthodontic activity (UOA)	0
Baseline contract value	£229,463.12

**ACCESS**

	Contract	England and Wales
24 month ratio of assessments to patient IDs	1.01	1.10

**ACTIVITY**


Month	Adjusted Scheduled Activity (UOA)	
	2016	2017
April	69	0
May	69	567
June	69	1,407
July	995	1,428
August	1,037	1,703
September	1,870	2,081
October	2,314	
November	2,984	
December	3,153	
January	3,153	
February	3,405	
March	3,594	
April	3,699	
May	3,699	
June	3,699	

**QUALITY**

	Contract Quantity	Contract Base Number	Contract *	Region	England
% of all assessments that were assess and fit appliances (rolling 12 month period)	190	198	96.0%	53.0%	54.1%
% of all assessments that were assess and refuse (rolling 12 month period)	7	198	3.5%	11.7%	12.4%
% of all assessments that were assess and review (rolling 12 month period)	1	198	0.5%	35.3%	33.5%
% of terminated courses where treatment was abandoned or discontinued (rolling 12 month period)	34	125	27.2%	8.5%	7.2%
% of completed treatments indicating that PAR score was taken (year to date)	26	26	100.0%	58.7%	58.9%
Rate of removable appliances per 100 fixed appliances - proposed treatment (rolling 12 month period)	8	370	2.16	6.99	5.66
Rate of removable appliances per 100 fixed appliances - completed treatment (rolling 12 month period)	0	0	N/A	6.41	4.88
% of courses of treatment with removable appliances only - proposed treatment (rolling 12 month period)	1	190	0.5%	2.5%	2.1%
% of courses of treatment with removable appliances only - completed treatment (rolling 12 month period)	0	91	0.0%	1.8%	1.5%
% of patients satisfied with the treatment they have received (rolling 12 month period)	3	3	100.0%	95.6%	95.7%

\* Figures in italics indicate that the base number is less than 100.

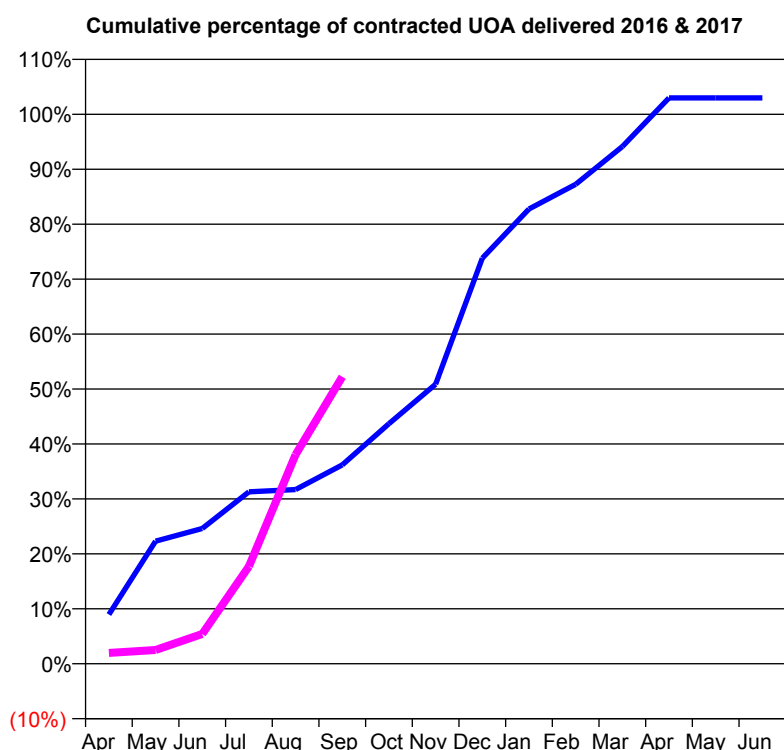
**Q54 - Vital Signs Orthodontic At a Glance Contract Report for 913618/0001 - September 2016**

Name or company name	Mere Green Dental Practice
Contract type name	GDS Contract
Purpose of contract	General and Orthodontic
Contract start date	01/04/2006
Contract end date	

16/17 Contracted general activity (UDA)	5,306
Carry forward general activity (UDA)	-45
16/17 Contracted orthodontic activity (UOA)	959
Carry forward orthodontic activity (UOA)	-19
Baseline contract value	£192,603.52

**ACCESS**

	Contract	England and Wales
24 month ratio of assessments to patient IDs	1.04	1.10

**ACTIVITY**


Month	Adjusted Scheduled Activity (UOA)	
	2016	2017
April	86	19
May	214	24
June	236	52
July	300	170
August	304	365
September	347	501
October	419	
November	488	
December	708	
January	794	
February	837	
March	903	
April	988	
May	988	
June	988	

**QUALITY**

	Contract Quantity	Contract Base Number	Contract *	Region	England
% of all assessments that were assess and fit appliances (rolling 12 month period)	52	116	44.8%	53.0%	54.1%
% of all assessments that were assess and refuse (rolling 12 month period)	34	116	29.3%	11.7%	12.4%
% of all assessments that were assess and review (rolling 12 month period)	30	116	25.9%	35.3%	33.5%
% of terminated courses where treatment was abandoned or discontinued (rolling 12 month period)	0	0	N/A	8.5%	7.2%
% of completed treatments indicating that PAR score was taken (year to date)	0	0	N/A	58.7%	58.9%
Rate of removable appliances per 100 fixed appliances - proposed treatment (rolling 12 month period)	6	86	6.98	6.99	5.66
Rate of removable appliances per 100 fixed appliances - completed treatment (rolling 12 month period)	0	0	N/A	6.41	4.88
% of courses of treatment with removable appliances only - proposed treatment (rolling 12 month period)	4	52	7.7%	2.5%	2.1%
% of courses of treatment with removable appliances only - completed treatment (rolling 12 month period)	0	0	N/A	1.8%	1.5%
% of patients satisfied with the treatment they have received (rolling 12 month period)	0	0	N/A	95.6%	95.7%

\* Figures in italics indicate that the base number is less than 100.



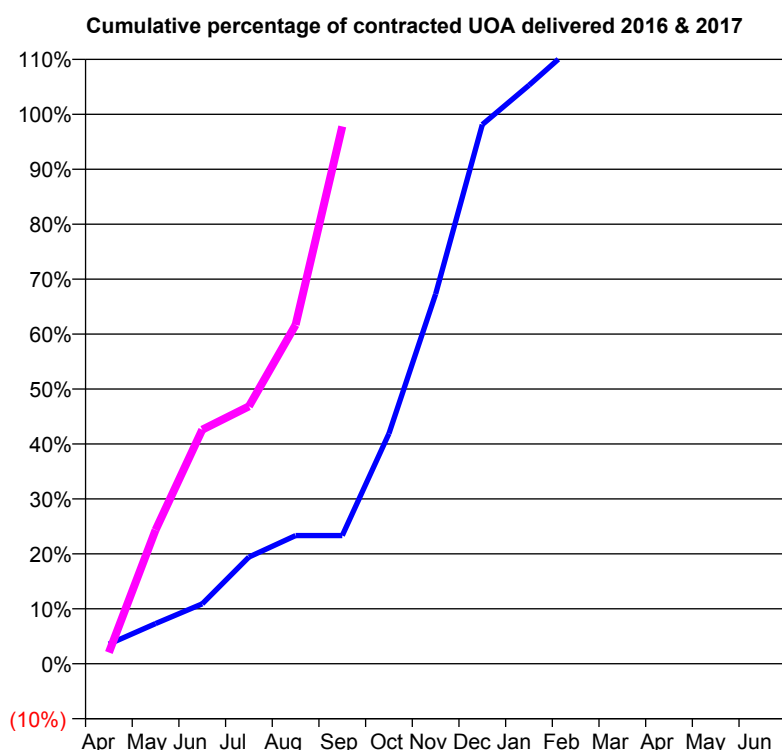
**Q54 - Vital Signs Orthodontic At a Glance Contract Report for 938181/0001 - September 2016**

Name or company name	MR SS ATTHI
Contract type name	GDS Contract
Purpose of contract	General and Orthodontic
Contract start date	01/04/2006
Contract end date	

16/17 Contracted general activity (UDA)	11,107
Carry forward general activity (UDA)	0
16/17 Contracted orthodontic activity (UOA)	587
Carry forward orthodontic activity (UOA)	-12
Baseline contract value	£368,290.81

**ACCESS**

	Contract	England and Wales
24 month ratio of assessments to patient IDs	1.12	1.10

**ACTIVITY**


Month	Adjusted Scheduled Activity (UOA)	
	2016	2017
April	21	12
May	43	143
June	64	250
July	114	275
August	137	362
September	137	574
October	246	
November	395	
December	576	
January	618	
February	662	
March	688	
April	688	
May	688	
June	688	

**QUALITY**

	Contract Quantity	Contract Base Number	Contract *	Region	England
% of all assessments that were assess and fit appliances (rolling 12 month period)	51	92	55.4%	53.0%	54.1%
% of all assessments that were assess and refuse (rolling 12 month period)	18	92	19.6%	11.7%	12.4%
% of all assessments that were assess and review (rolling 12 month period)	23	92	25.0%	35.3%	33.5%
% of terminated courses where treatment was abandoned or discontinued (rolling 12 month period)	3	13	23.1%	8.5%	7.2%
% of completed treatments indicating that PAR score was taken (year to date)	3	4	75.0%	58.7%	58.9%
Rate of removable appliances per 100 fixed appliances - proposed treatment (rolling 12 month period)	3	99	3.03	6.99	5.66
Rate of removable appliances per 100 fixed appliances - completed treatment (rolling 12 month period)	1	17	5.88	6.41	4.88
% of courses of treatment with removable appliances only - proposed treatment (rolling 12 month period)	0	51	0.0%	2.5%	2.1%
% of courses of treatment with removable appliances only - completed treatment (rolling 12 month period)	0	10	0.0%	1.8%	1.5%
% of patients satisfied with the treatment they have received (rolling 12 month period)	0	2	0.0%	95.6%	95.7%

\* Figures in italics indicate that the base number is less than 100.

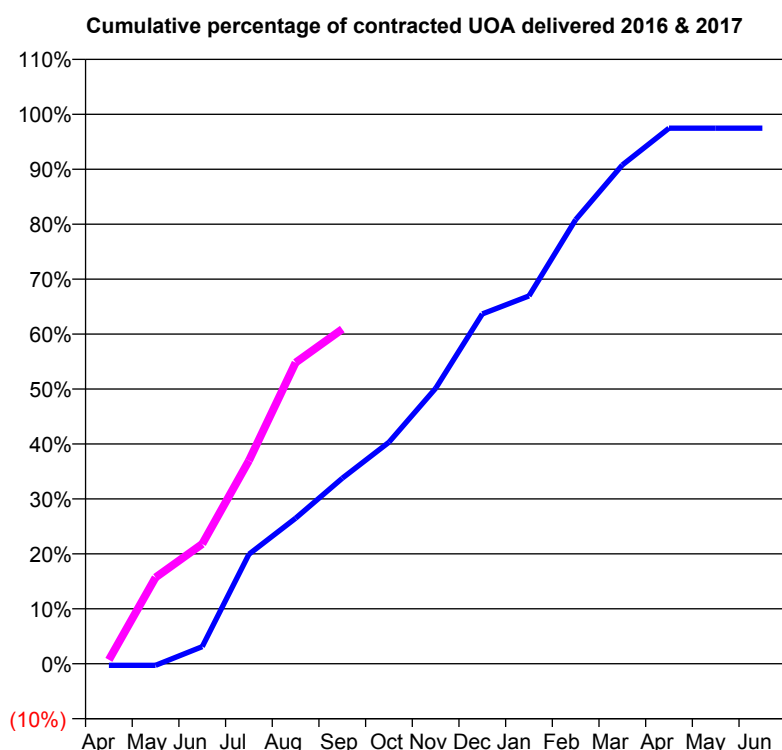
**Q54 - Vital Signs Orthodontic At a Glance Contract Report for 946303/0001 - September 2016**

Name or company name	MR E ACHEAMPONG
Contract type name	GDS Contract
Purpose of contract	General and Orthodontic
Contract start date	01/04/2006
Contract end date	

16/17 Contracted general activity (UDA)	2,390
Carry forward general activity (UDA)	0
16/17 Contracted orthodontic activity (UOA)	706
Carry forward orthodontic activity (UOA)	16
Baseline contract value	£99,547.33

**ACCESS**

	Contract	England and Wales
24 month ratio of assessments to patient IDs	1.06	1.10

**ACTIVITY**


Month	Adjusted Scheduled Activity (UOA)	
	2016	2017
April	-2	5
May	-2	111
June	20	154
July	128	261
August	170	387
September	217	430
October	259	
November	322	
December	409	
January	430	
February	519	
March	583	
April	626	
May	626	
June	626	

**QUALITY**

	Contract Quantity	Contract Base Number	Contract *	Region	England
% of all assessments that were assess and fit appliances (rolling 12 month period)	40	56	71.4%	53.0%	54.1%
% of all assessments that were assess and refuse (rolling 12 month period)	5	56	8.9%	11.7%	12.4%
% of all assessments that were assess and review (rolling 12 month period)	11	56	19.6%	35.3%	33.5%
% of terminated courses where treatment was abandoned or discontinued (rolling 12 month period)	1	20	5.0%	8.5%	7.2%
% of completed treatments indicating that PAR score was taken (year to date)	3	3	100.0%	58.7%	58.9%
Rate of removable appliances per 100 fixed appliances - proposed treatment (rolling 12 month period)	0	80	0.00	6.99	5.66
Rate of removable appliances per 100 fixed appliances - completed treatment (rolling 12 month period)	0	0	N/A	6.41	4.88
% of courses of treatment with removable appliances only - proposed treatment (rolling 12 month period)	0	40	0.0%	2.5%	2.1%
% of courses of treatment with removable appliances only - completed treatment (rolling 12 month period)	0	19	0.0%	1.8%	1.5%
% of patients satisfied with the treatment they have received (rolling 12 month period)	1	1	100.0%	95.6%	95.7%

\* Figures in italics indicate that the base number is less than 100.

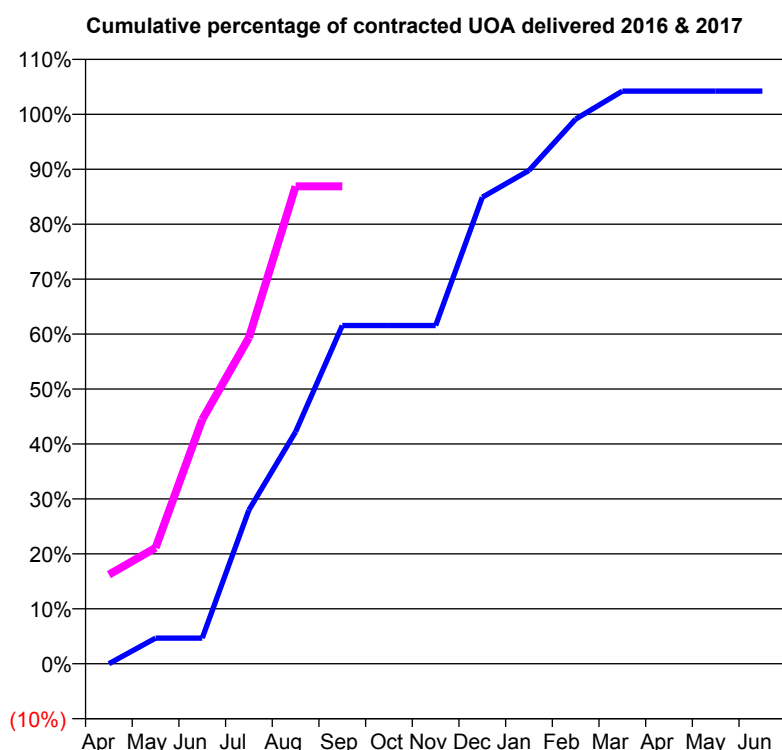
**Q54 - Vital Signs Orthodontic At a Glance Contract Report for 993913/0001 - September 2016**

Name or company name	MR SL REES
Contract type name	PDS Contract
Purpose of contract	General and Orthodontic
Contract start date	01/04/2006
Contract end date	31/03/2021

16/17 Contracted general activity (UDA)	6,811
Carry forward general activity (UDA)	0
16/17 Contracted orthodontic activity (UOA)	450
Carry forward orthodontic activity (UOA)	-9
Baseline contract value	£246,560.19

**ACCESS**

	Contract	England and Wales
24 month ratio of assessments to patient IDs	1.02	1.10

**ACTIVITY**


Month	Adjusted Scheduled Activity (UOA)	
	2016	2017
April	0	73
May	21	95
June	21	200
July	126	267
August	190	391
September	277	391
October	277	
November	277	
December	382	
January	404	
February	446	
March	469	
April	469	
May	469	
June	469	

**QUALITY**

	Contract Quantity	Contract Base Number	Contract *	Region	England
% of all assessments that were assess and fit appliances (rolling 12 month period)	27	53	50.9%	53.0%	54.1%
% of all assessments that were assess and refuse (rolling 12 month period)	2	53	3.8%	11.7%	12.4%
% of all assessments that were assess and review (rolling 12 month period)	24	53	45.3%	35.3%	33.5%
% of terminated courses where treatment was abandoned or discontinued (rolling 12 month period)	0	1	0.0%	8.5%	7.2%
% of completed treatments indicating that PAR score was taken (year to date)	0	0	N/A	58.7%	58.9%
Rate of removable appliances per 100 fixed appliances - proposed treatment (rolling 12 month period)	0	2	0.00	6.99	5.66
Rate of removable appliances per 100 fixed appliances - completed treatment (rolling 12 month period)	0	0	N/A	6.41	4.88
% of courses of treatment with removable appliances only - proposed treatment (rolling 12 month period)	0	27	0.0%	2.5%	2.1%
% of courses of treatment with removable appliances only - completed treatment (rolling 12 month period)	0	1	0.0%	1.8%	1.5%
% of patients satisfied with the treatment they have received (rolling 12 month period)	1	1	100.0%	95.6%	95.7%

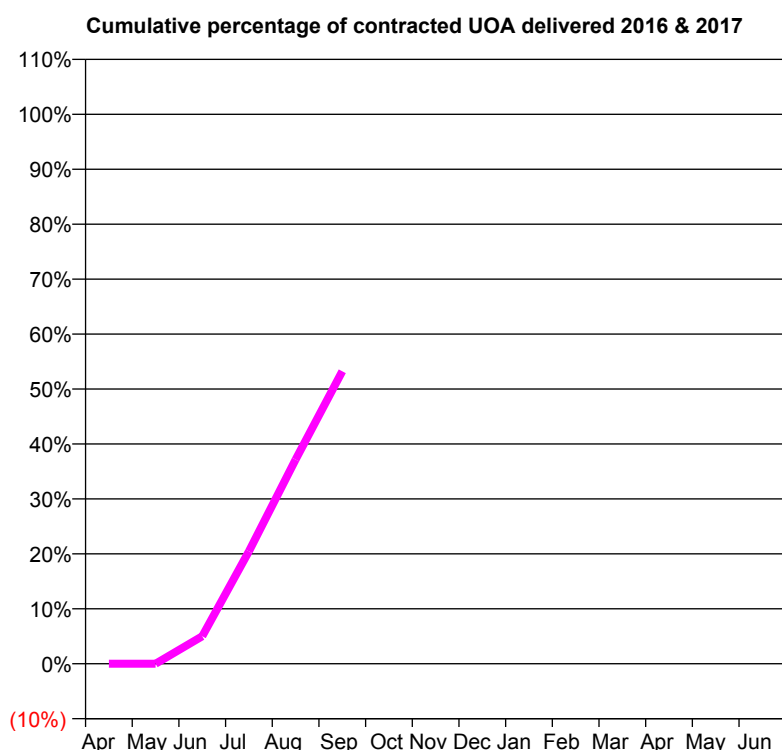
\* Figures in italics indicate that the base number is less than 100.

**Q55 - Vital Signs Orthodontic At a Glance Contract Report for 100150/0000 - September 2016**

Name or company name	MR JD AL-DAMOUK
Contract type name	GDS Contract
Purpose of contract	General and Orthodontic
Contract start date	01/06/2016
Contract end date	

16/17 Contracted general activity (UDA)	16,424
Carry forward general activity (UDA)	0
16/17 Contracted orthodontic activity (UOA)	479
Carry forward orthodontic activity (UOA)	0
Baseline contract value	£476,510.15

ACCESS	Contract	England and Wales
24 month ratio of assessments to patient IDs	1.00	1.10

**ACTIVITY**


Month	Adjusted Scheduled Activity (UOA)	
	2016	2017
April	0	0
May	0	0
June	0	24
July	0	98
August	0	178
September	0	255
October	0	
November	0	
December	0	
January	0	
February	0	
March	0	
April	0	
May	0	
June	0	

QUALITY	Contract Quantity	Contract Base Number	Contract *	Region	England
% of all assessments that were assess and fit appliances (rolling 12 month period)	0	255	0.0%	53.0%	54.1%
% of all assessments that were assess and refuse (rolling 12 month period)	0	255	0.0%	11.7%	12.4%
% of all assessments that were assess and review (rolling 12 month period)	255	255	100.0%	35.3%	33.5%
% of terminated courses where treatment was abandoned or discontinued (rolling 12 month period)	0	0	N/A	8.5%	7.2%
% of completed treatments indicating that PAR score was taken (year to date)	0	0	N/A	58.7%	58.9%
Rate of removable appliances per 100 fixed appliances - proposed treatment (rolling 12 month period)	0	0	N/A	6.99	5.66
Rate of removable appliances per 100 fixed appliances - completed treatment (rolling 12 month period)	0	0	N/A	6.41	4.88
% of courses of treatment with removable appliances only - proposed treatment (rolling 12 month period)	0	0	N/A	2.5%	2.1%
% of courses of treatment with removable appliances only - completed treatment (rolling 12 month period)	0	0	N/A	1.8%	1.5%
% of patients satisfied with the treatment they have received (rolling 12 month period)	0	0	N/A	95.6%	95.7%

\* Figures in italics indicate that the base number is less than 100.

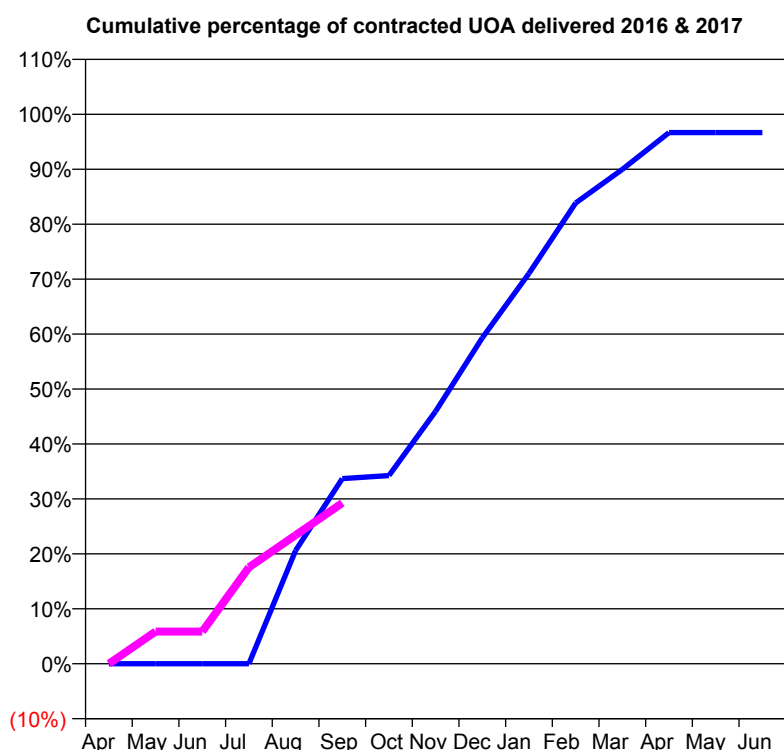
**Q55 - Vital Signs Orthodontic At a Glance Contract Report for 101281/0025 - September 2016**

Name or company name	OASIS DENTAL CARE LTD
Contract type name	GDS Contract
Purpose of contract	Orthodontic
Contract start date	01/04/2006
Contract end date	

16/17 Contracted general activity (UDA)	0
Carry forward general activity (UDA)	0
16/17 Contracted orthodontic activity (UOA)	359
Carry forward orthodontic activity (UOA)	0
Baseline contract value	£24,533.17

**ACCESS**

	Contract	England and Wales
24 month ratio of assessments to patient IDs	1.03	1.10

**ACTIVITY**


Month	Adjusted Scheduled Activity (UOA)	
	2016	2017
April	0	0
May	0	21
June	0	21
July	0	63
August	74	84
September	121	105
October	123	
November	165	
December	213	
January	255	
February	301	
March	323	
April	347	
May	347	
June	347	

**QUALITY**

	Contract Quantity	Contract Base Number	Contract *	Region	England
% of all assessments that were assess and fit appliances (rolling 12 month period)	15	31	48.4%	53.0%	54.1%
% of all assessments that were assess and refuse (rolling 12 month period)	1	31	3.2%	11.7%	12.4%
% of all assessments that were assess and review (rolling 12 month period)	15	31	48.4%	35.3%	33.5%
% of terminated courses where treatment was abandoned or discontinued (rolling 12 month period)	1	10	10.0%	8.5%	7.2%
% of completed treatments indicating that PAR score was taken (year to date)	4	4	100.0%	58.7%	58.9%
Rate of removable appliances per 100 fixed appliances - proposed treatment (rolling 12 month period)	0	1	0.00	6.99	5.66
Rate of removable appliances per 100 fixed appliances - completed treatment (rolling 12 month period)	0	0	N/A	6.41	4.88
% of courses of treatment with removable appliances only - proposed treatment (rolling 12 month period)	0	15	0.0%	2.5%	2.1%
% of courses of treatment with removable appliances only - completed treatment (rolling 12 month period)	0	9	0.0%	1.8%	1.5%
% of patients satisfied with the treatment they have received (rolling 12 month period)	3	3	100.0%	95.6%	95.7%

\* Figures in italics indicate that the base number is less than 100.

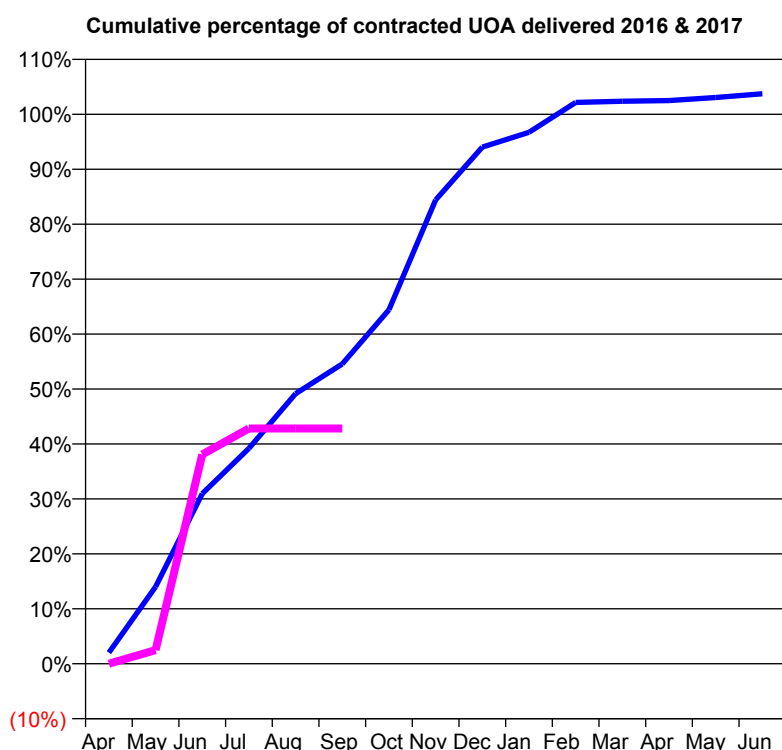
**Q55 - Vital Signs Orthodontic At a Glance Contract Report for 101281/0042 - September 2016**

Name or company name	OASIS DENTAL CARE LTD
Contract type name	GDS Contract
Purpose of contract	Orthodontic
Contract start date	01/04/2006
Contract end date	

16/17 Contracted general activity (UDA)	0
Carry forward general activity (UDA)	0
16/17 Contracted orthodontic activity (UOA)	885
Carry forward orthodontic activity (UOA)	0
Baseline contract value	£53,826.54

**ACCESS**

	Contract	England and Wales
24 month ratio of assessments to patient IDs	1.05	1.10

**ACTIVITY**


Month	Adjusted Scheduled Activity (UOA)	
	2016	2017
April	18	0
May	124	22
June	274	337
July	347	379
August	435	379
September	483	379
October	570	
November	747	
December	832	
January	856	
February	904	
March	906	
April	907	
May	912	
June	918	

**QUALITY**

	Contract Quantity	Contract Base Number	Contract *	Region	England
% of all assessments that were assess and fit appliances (rolling 12 month period)	40	85	47.1%	53.0%	54.1%
% of all assessments that were assess and refuse (rolling 12 month period)	2	85	2.4%	11.7%	12.4%
% of all assessments that were assess and review (rolling 12 month period)	43	85	50.6%	35.3%	33.5%
% of terminated courses where treatment was abandoned or discontinued (rolling 12 month period)	2	49	4.1%	8.5%	7.2%
% of completed treatments indicating that PAR score was taken (year to date)	14	15	93.3%	58.7%	58.9%
Rate of removable appliances per 100 fixed appliances - proposed treatment (rolling 12 month period)	1	80	1.25	6.99	5.66
Rate of removable appliances per 100 fixed appliances - completed treatment (rolling 12 month period)	6	90	6.67	6.41	4.88
% of courses of treatment with removable appliances only - proposed treatment (rolling 12 month period)	0	40	0.0%	2.5%	2.1%
% of courses of treatment with removable appliances only - completed treatment (rolling 12 month period)	1	47	2.1%	1.8%	1.5%
% of patients satisfied with the treatment they have received (rolling 12 month period)	1	1	100.0%	95.6%	95.7%

\* Figures in italics indicate that the base number is less than 100.

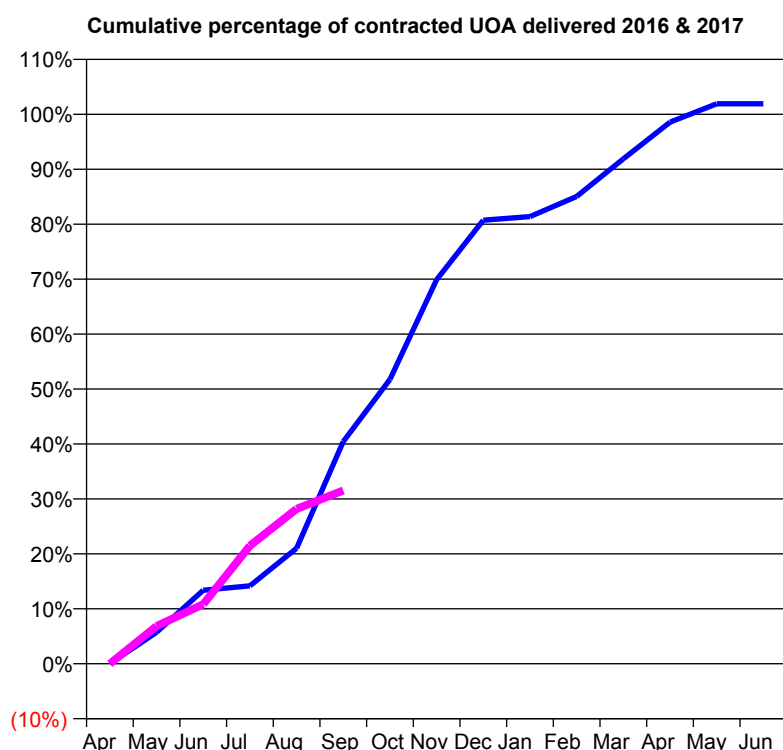
**Q55 - Vital Signs Orthodontic At a Glance Contract Report for 101281/0048 - September 2016**

Name or company name	OASIS DENTAL CARE LTD
Contract type name	GDS Contract
Purpose of contract	General and Orthodontic
Contract start date	01/04/2006
Contract end date	

16/17 Contracted general activity (UDA)	19,361
Carry forward general activity (UDA)	0
16/17 Contracted orthodontic activity (UOA)	628
Carry forward orthodontic activity (UOA)	0
Baseline contract value	£503,772.86

**ACCESS**

	Contract	England and Wales
24 month ratio of assessments to patient IDs	1.07	1.10

**ACTIVITY**


Month	Adjusted Scheduled Activity (UOA)	
	2016	2017
April	0	0
May	36	43
June	84	68
July	89	135
August	132	177
September	254	198
October	325	
November	439	
December	507	
January	511	
February	534	
March	577	
April	619	
May	640	
June	640	

**QUALITY**

	Contract Quantity	Contract Base Number	Contract *	Region	England
% of all assessments that were assess and fit appliances (rolling 12 month period)	31	50	62.0%	53.0%	54.1%
% of all assessments that were assess and refuse (rolling 12 month period)	6	50	12.0%	11.7%	12.4%
% of all assessments that were assess and review (rolling 12 month period)	13	50	26.0%	35.3%	33.5%
% of terminated courses where treatment was abandoned or discontinued (rolling 12 month period)	0	0	N/A	8.5%	7.2%
% of completed treatments indicating that PAR score was taken (year to date)	0	0	N/A	58.7%	58.9%
Rate of removable appliances per 100 fixed appliances - proposed treatment (rolling 12 month period)	3	52	5.77	6.99	5.66
Rate of removable appliances per 100 fixed appliances - completed treatment (rolling 12 month period)	0	0	N/A	6.41	4.88
% of courses of treatment with removable appliances only - proposed treatment (rolling 12 month period)	2	31	6.5%	2.5%	2.1%
% of courses of treatment with removable appliances only - completed treatment (rolling 12 month period)	0	0	N/A	1.8%	1.5%
% of patients satisfied with the treatment they have received (rolling 12 month period)	0	0	N/A	95.6%	95.7%

\* Figures in italics indicate that the base number is less than 100.

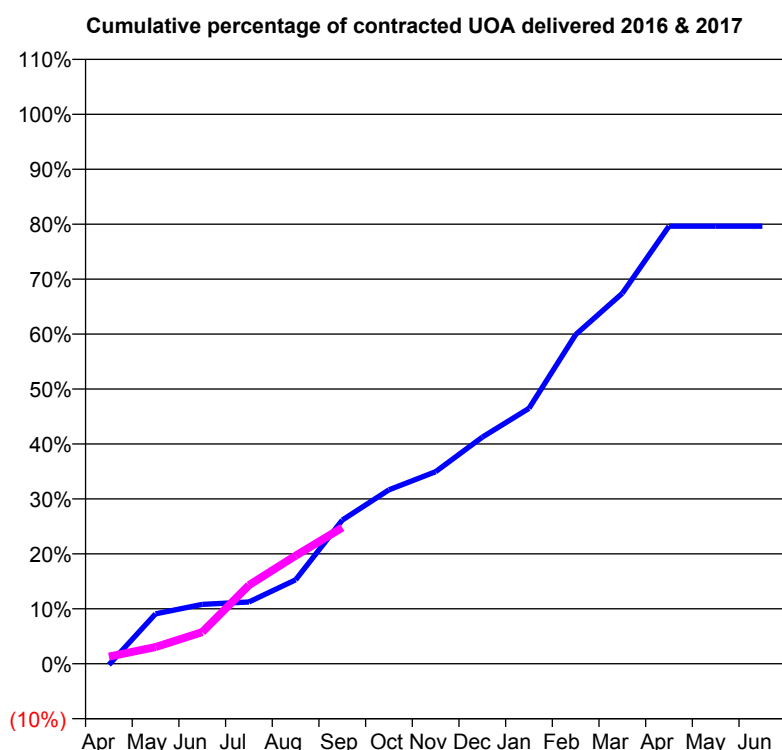
**Q55 - Vital Signs Orthodontic At a Glance Contract Report for 101370/0039 - September 2016**

Name or company name	Petrie Tucker & Partners Ltd
Contract type name	PDS Contract
Purpose of contract	Orthodontic
Contract start date	01/04/2006
Contract end date	31/03/2017

16/17 Contracted general activity (UDA)	0
Carry forward general activity (UDA)	0
16/17 Contracted orthodontic activity (UOA)	14,868
Carry forward orthodontic activity (UOA)	0
Baseline contract value	£990,306.01

**ACCESS**

	Contract	England and Wales
24 month ratio of assessments to patient IDs	1.16	1.10

**ACTIVITY**


Month	Adjusted Scheduled Activity (UOA)	
	2016	2017
April	-30	192
May	1,350	453
June	1,608	858
July	1,673	2,127
August	2,270	2,925
September	3,888	3,687
October	4,707	
November	5,196	
December	6,131	
January	6,912	
February	8,908	
March	10,024	
April	11,840	
May	11,840	
June	11,840	

**QUALITY**

	Contract Quantity	Contract Base Number	Contract *	Region	England
% of all assessments that were assess and fit appliances (rolling 12 month period)	524	1,176	44.6%	53.0%	54.1%
% of all assessments that were assess and refuse (rolling 12 month period)	187	1,176	15.9%	11.7%	12.4%
% of all assessments that were assess and review (rolling 12 month period)	465	1,176	39.5%	35.3%	33.5%
% of terminated courses where treatment was abandoned or discontinued (rolling 12 month period)	18	346	5.2%	8.5%	7.2%
% of completed treatments indicating that PAR score was taken (year to date)	0	81	0.0%	58.7%	58.9%
Rate of removable appliances per 100 fixed appliances - proposed treatment (rolling 12 month period)	22	799	2.75	6.99	5.66
Rate of removable appliances per 100 fixed appliances - completed treatment (rolling 12 month period)	0	477	0.00	6.41	4.88
% of courses of treatment with removable appliances only - proposed treatment (rolling 12 month period)	3	524	0.6%	2.5%	2.1%
% of courses of treatment with removable appliances only - completed treatment (rolling 12 month period)	0	328	0.0%	1.8%	1.5%
% of patients satisfied with the treatment they have received (rolling 12 month period)	16	16	100.0%	95.6%	95.7%

\* Figures in italics indicate that the base number is less than 100.

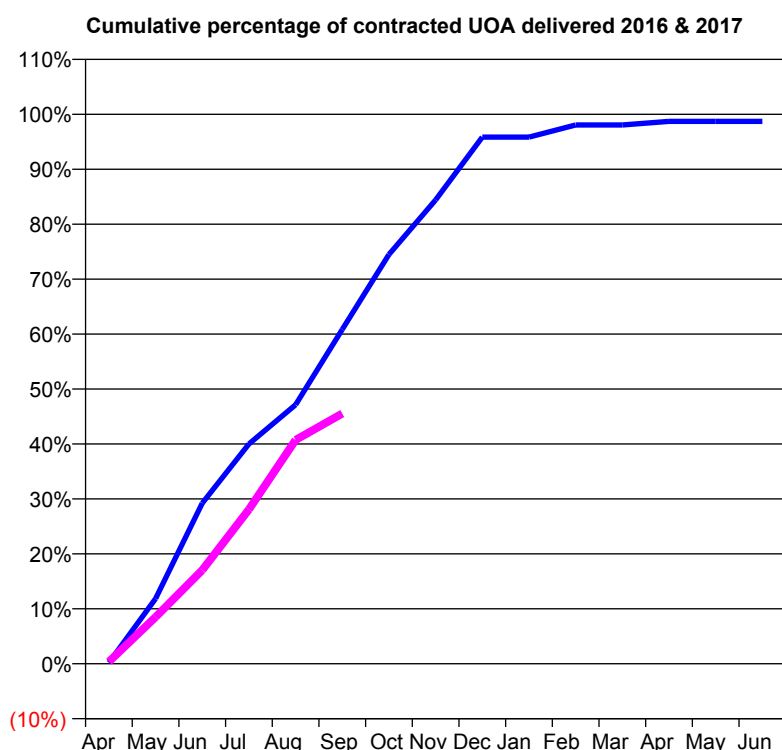


**Q55 - Vital Signs Orthodontic At a Glance Contract Report for 101435/0065 - September 2016**

Name or company name	IDH Limited	16/17 Contracted general activity (UDA)	0
Contract type name	GDS Contract	Carry forward general activity (UDA)	0
Purpose of contract	Orthodontic	16/17 Contracted orthodontic activity (UOA)	1,812
Contract start date	21/07/2007	Carry forward orthodontic activity (UOA)	0
Contract end date		Baseline contract value	£115,323.68

**ACCESS**

	Contract	England and Wales
24 month ratio of assessments to patient IDs	1.05	1.10

**ACTIVITY**


Month	Adjusted Scheduled Activity (UOA)	
	2016	2017
April	3	7
May	165	154
June	407	309
July	557	509
August	656	738
September	847	825
October	1,037	
November	1,175	
December	1,334	
January	1,334	
February	1,365	
March	1,365	
April	1,374	
May	1,374	
June	1,374	

**QUALITY**

	Contract Quantity	Contract Base Number	Contract *	Region	England
% of all assessments that were assess and fit appliances (rolling 12 month period)	60	152	39.5%	53.0%	54.1%
% of all assessments that were assess and refuse (rolling 12 month period)	18	152	11.8%	11.7%	12.4%
% of all assessments that were assess and review (rolling 12 month period)	74	152	48.7%	35.3%	33.5%
% of terminated courses where treatment was abandoned or discontinued (rolling 12 month period)	0	5	0.0%	8.5%	7.2%
% of completed treatments indicating that PAR score was taken (year to date)	0	2	0.0%	58.7%	58.9%
Rate of removable appliances per 100 fixed appliances - proposed treatment (rolling 12 month period)	6	116	5.17	6.99	5.66
Rate of removable appliances per 100 fixed appliances - completed treatment (rolling 12 month period)	0	0	N/A	6.41	4.88
% of courses of treatment with removable appliances only - proposed treatment (rolling 12 month period)	0	60	0.0%	2.5%	2.1%
% of courses of treatment with removable appliances only - completed treatment (rolling 12 month period)	0	5	0.0%	1.8%	1.5%
% of patients satisfied with the treatment they have received (rolling 12 month period)	0	0	N/A	95.6%	95.7%

\* Figures in italics indicate that the base number is less than 100.

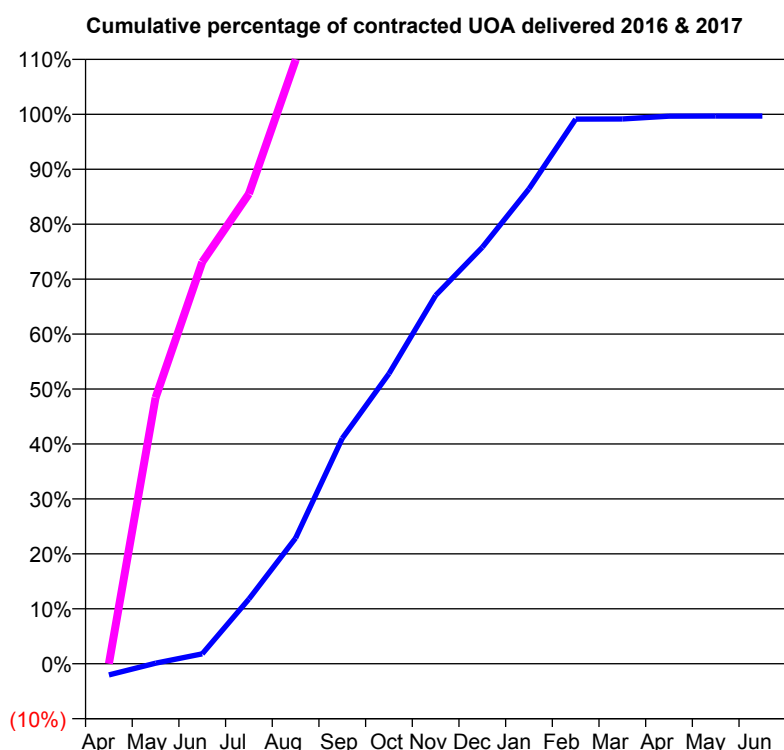
**Q55 - Vital Signs Orthodontic At a Glance Contract Report for 111295/0002 - September 2016**

Name or company name	Modwena Orthodontics Limited
Contract type name	PDS Contract
Purpose of contract	Orthodontic
Contract start date	01/10/2014
Contract end date	31/03/2018

16/17 Contracted general activity (UDA)	0
Carry forward general activity (UDA)	0
16/17 Contracted orthodontic activity (UOA)	1,617
Carry forward orthodontic activity (UOA)	0
Baseline contract value	£403,800.65

**ACCESS**

	Contract	England and Wales
24 month ratio of assessments to patient IDs	1.05	1.10

**ACTIVITY**


Month	Adjusted Scheduled Activity (UOA)	
	2016	2017
April	-103	0
May	5	783
June	91	1,182
July	591	1,383
August	1,147	1,776
September	2,056	2,194
October	2,647	
November	3,361	
December	3,800	
January	4,332	
February	4,969	
March	4,970	
April	4,995	
May	4,997	
June	4,997	

**QUALITY**

	Contract Quantity	Contract Base Number	Contract *	Region	England
% of all assessments that were assess and fit appliances (rolling 12 month period)	243	360	67.5%	53.0%	54.1%
% of all assessments that were assess and refuse (rolling 12 month period)	41	360	11.4%	11.7%	12.4%
% of all assessments that were assess and review (rolling 12 month period)	76	360	21.1%	35.3%	33.5%
% of terminated courses where treatment was abandoned or discontinued (rolling 12 month period)	11	193	5.7%	8.5%	7.2%
% of completed treatments indicating that PAR score was taken (year to date)	17	91	18.7%	58.7%	58.9%
Rate of removable appliances per 100 fixed appliances - proposed treatment (rolling 12 month period)	19	477	3.98	6.99	5.66
Rate of removable appliances per 100 fixed appliances - completed treatment (rolling 12 month period)	15	359	4.18	6.41	4.88
% of courses of treatment with removable appliances only - proposed treatment (rolling 12 month period)	4	243	1.6%	2.5%	2.1%
% of courses of treatment with removable appliances only - completed treatment (rolling 12 month period)	0	182	0.0%	1.8%	1.5%
% of patients satisfied with the treatment they have received (rolling 12 month period)	10	10	100.0%	95.6%	95.7%

\* Figures in italics indicate that the base number is less than 100.

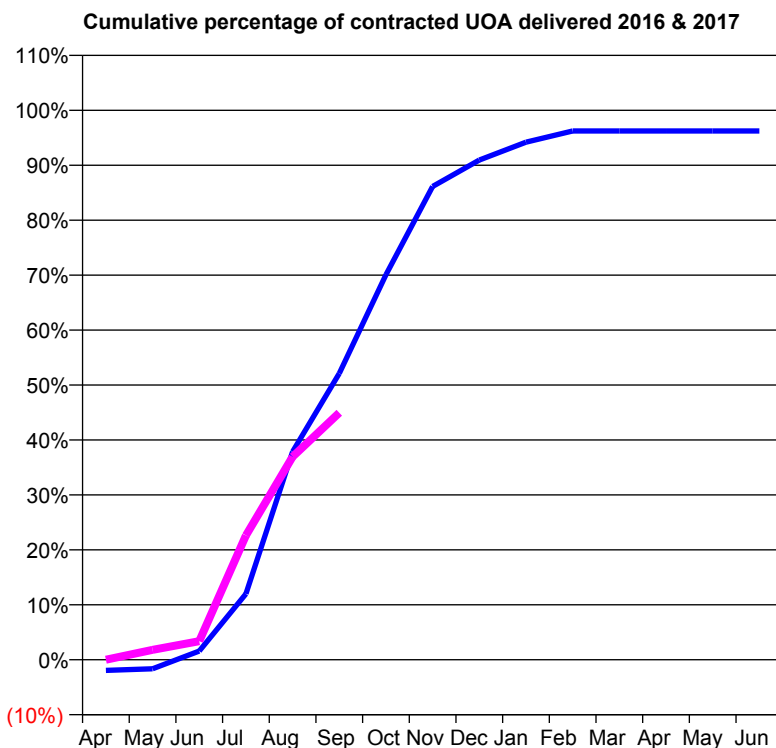
**Q55 - Vital Signs Orthodontic At a Glance Contract Report for 111295/0003 - September 2016**

Name or company name	Modwena Orthodontics Limited
Contract type name	PDS Contract
Purpose of contract	Orthodontic
Contract start date	01/10/2014
Contract end date	31/03/2018

16/17 Contracted general activity (UDA)	0
Carry forward general activity (UDA)	0
16/17 Contracted orthodontic activity (UOA)	1,326
Carry forward orthodontic activity (UOA)	0
Baseline contract value	£89,378.31

**ACCESS**

	Contract	England and Wales
24 month ratio of assessments to patient IDs	1.17	1.10

**ACTIVITY**


Month	Adjusted Scheduled Activity (UOA)	
	2016	2017
April	-26	0
May	-22	24
June	21	45
July	159	300
August	502	490
September	691	596
October	929	
November	1,142	
December	1,206	
January	1,249	
February	1,276	
March	1,276	
April	1,276	
May	1,276	
June	1,276	

**QUALITY**

	Contract Quantity	Contract Base Number	Contract *	Region	England
% of all assessments that were assess and fit appliances (rolling 12 month period)	55	81	67.9%	53.0%	54.1%
% of all assessments that were assess and refuse (rolling 12 month period)	5	81	6.2%	11.7%	12.4%
% of all assessments that were assess and review (rolling 12 month period)	21	81	25.9%	35.3%	33.5%
% of terminated courses where treatment was abandoned or discontinued (rolling 12 month period)	4	53	7.5%	8.5%	7.2%
% of completed treatments indicating that PAR score was taken (year to date)	21	22	95.5%	58.7%	58.9%
Rate of removable appliances per 100 fixed appliances - proposed treatment (rolling 12 month period)	2	109	1.83	6.99	5.66
Rate of removable appliances per 100 fixed appliances - completed treatment (rolling 12 month period)	0	6	0.00	6.41	4.88
% of courses of treatment with removable appliances only - proposed treatment (rolling 12 month period)	0	55	0.0%	2.5%	2.1%
% of courses of treatment with removable appliances only - completed treatment (rolling 12 month period)	0	49	0.0%	1.8%	1.5%
% of patients satisfied with the treatment they have received (rolling 12 month period)	5	5	100.0%	95.6%	95.7%

\* Figures in italics indicate that the base number is less than 100.

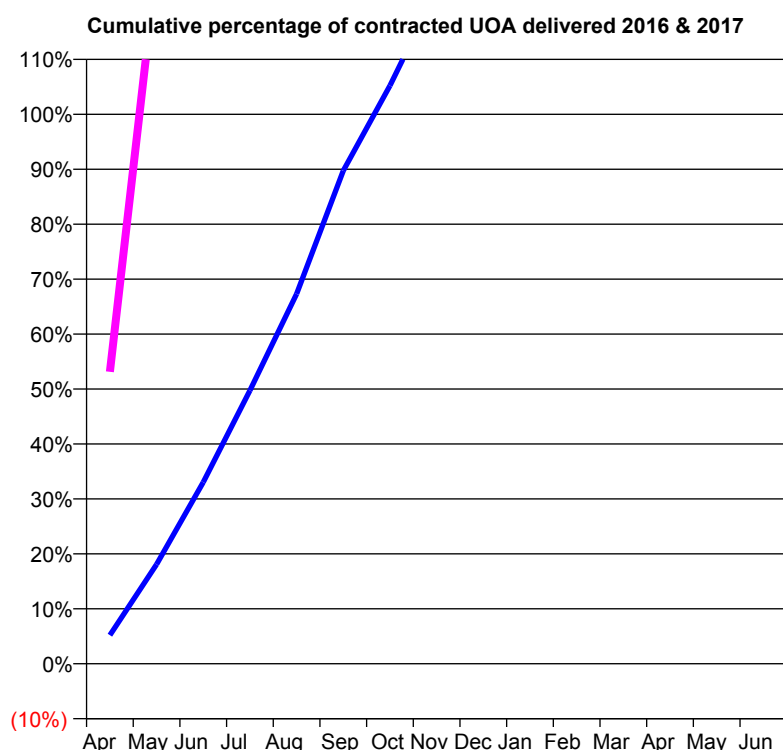
**Q55 - Vital Signs Orthodontic At a Glance Contract Report for 115843/0001 - September 2016**

Name or company name	Birmingham Dental Practice
Contract type name	GDS Contract
Purpose of contract	General and Orthodontic
Contract start date	01/11/2012
Contract end date	31/05/2016

16/17 Contracted general activity (UDA)	3,285
Carry forward general activity (UDA)	0
16/17 Contracted orthodontic activity (UOA)	96
Carry forward orthodontic activity (UOA)	0
Baseline contract value	£95,302.03

**ACCESS**

	Contract	England and Wales
24 month ratio of assessments to patient IDs	2.04	1.10

**ACTIVITY**


Month	Adjusted Scheduled Activity (UOA)	
	2016	2017
April	30	51
May	104	122
June	190	181
July	286	181
August	387	181
September	516	185
October	605	
November	704	
December	792	
January	845	
February	947	
March	1,001	
April	1,001	
May	1,001	
June	1,001	

**QUALITY**

	Contract Quantity	Contract Base Number	Contract *	Region	England
% of all assessments that were assess and fit appliances (rolling 12 month period)	0	670	0.0%	53.0%	54.1%
% of all assessments that were assess and refuse (rolling 12 month period)	0	670	0.0%	11.7%	12.4%
% of all assessments that were assess and review (rolling 12 month period)	670	670	100.0%	35.3%	33.5%
% of terminated courses where treatment was abandoned or discontinued (rolling 12 month period)	0	0	N/A	8.5%	7.2%
% of completed treatments indicating that PAR score was taken (year to date)	0	0	N/A	58.7%	58.9%
Rate of removable appliances per 100 fixed appliances - proposed treatment (rolling 12 month period)	0	0	N/A	6.99	5.66
Rate of removable appliances per 100 fixed appliances - completed treatment (rolling 12 month period)	0	0	N/A	6.41	4.88
% of courses of treatment with removable appliances only - proposed treatment (rolling 12 month period)	0	0	N/A	2.5%	2.1%
% of courses of treatment with removable appliances only - completed treatment (rolling 12 month period)	0	0	N/A	1.8%	1.5%
% of patients satisfied with the treatment they have received (rolling 12 month period)	0	0	N/A	95.6%	95.7%

\* Figures in italics indicate that the base number is less than 100.

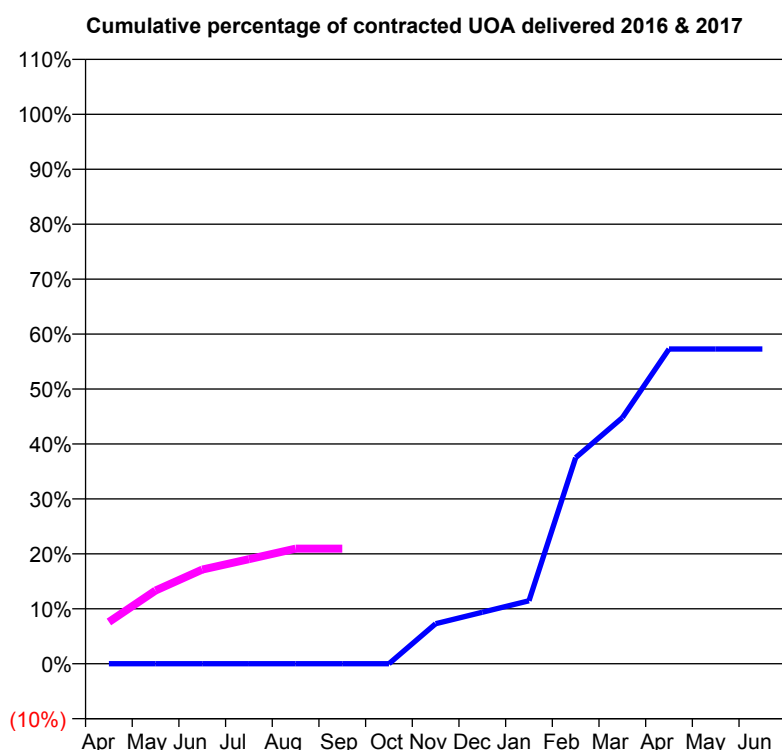
**Q55 - Vital Signs Orthodontic At a Glance Contract Report for 116386/0001 - September 2016**

Name or company name	Apex Dental Care Dronfield Partnership
Contract type name	GDS Contract
Purpose of contract	General and Orthodontic
Contract start date	01/05/2015
Contract end date	

16/17 Contracted general activity (UDA)	10,201
Carry forward general activity (UDA)	0
16/17 Contracted orthodontic activity (UOA)	105
Carry forward orthodontic activity (UOA)	0
Baseline contract value	£262,038.66

**ACCESS**

	Contract	England and Wales
24 month ratio of assessments to patient IDs	1.07	1.10

**ACTIVITY**


Month	Adjusted Scheduled Activity (UOA)	
	2016	2017
April	0	8
May	0	14
June	0	18
July	0	20
August	0	22
September	0	22
October	0	
November	7	
December	9	
January	11	
February	36	
March	43	
April	55	
May	55	
June	55	

**QUALITY**

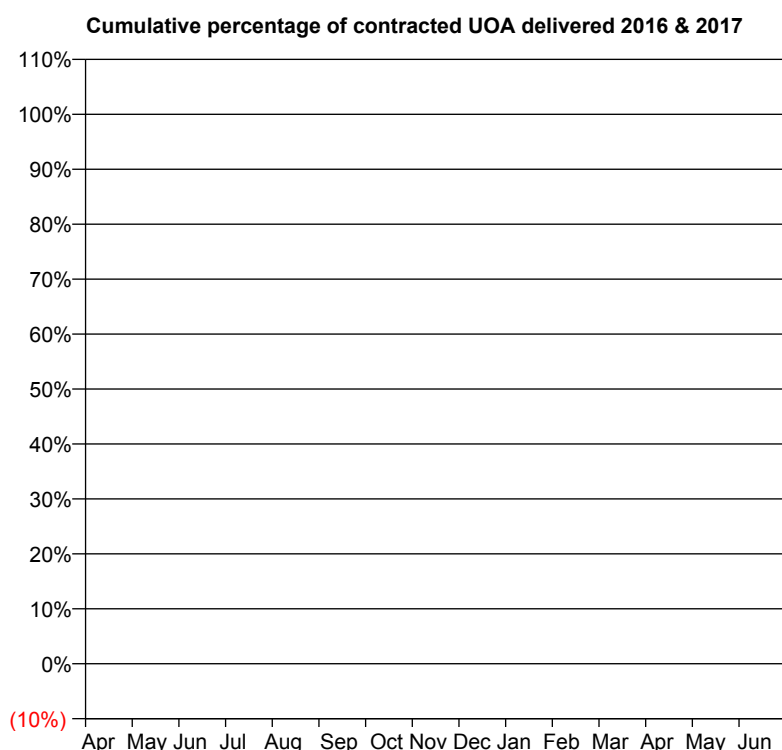
	Contract Quantity	Contract Base Number	Contract *	Region	England
% of all assessments that were assess and fit appliances (rolling 12 month period)	0	79	0.0%	53.0%	54.1%
% of all assessments that were assess and refuse (rolling 12 month period)	0	79	0.0%	11.7%	12.4%
% of all assessments that were assess and review (rolling 12 month period)	79	79	100.0%	35.3%	33.5%
% of terminated courses where treatment was abandoned or discontinued (rolling 12 month period)	0	0	N/A	8.5%	7.2%
% of completed treatments indicating that PAR score was taken (year to date)	0	0	N/A	58.7%	58.9%
Rate of removable appliances per 100 fixed appliances - proposed treatment (rolling 12 month period)	0	0	N/A	6.99	5.66
Rate of removable appliances per 100 fixed appliances - completed treatment (rolling 12 month period)	0	0	N/A	6.41	4.88
% of courses of treatment with removable appliances only - proposed treatment (rolling 12 month period)	0	0	N/A	2.5%	2.1%
% of courses of treatment with removable appliances only - completed treatment (rolling 12 month period)	0	0	N/A	1.8%	1.5%
% of patients satisfied with the treatment they have received (rolling 12 month period)	0	0	N/A	95.6%	95.7%

\* Figures in italics indicate that the base number is less than 100.

**Q55 - Vital Signs Orthodontic At a Glance Contract Report for 125725/0001 - September 2016**

Name or company name	D A Bradley Ltd	16/17 Contracted general activity (UDA)	4,000
Contract type name	GDS Contract	Carry forward general activity (UDA)	0
Purpose of contract	General	16/17 Contracted orthodontic activity (UOA)	0
Contract start date	01/09/2008	Carry forward orthodontic activity (UOA)	0
Contract end date		Baseline contract value	£107,073.54

ACCESS	Contract	England and Wales
24 month ratio of assessments to patient IDs	1.00	1.10

**ACTIVITY**


Month	Adjusted Scheduled Activity (UOA)	
	2016	2017
April	0	0
May	0	0
June	0	0
July	0	0
August	0	1
September	1	5
October	1	
November	1	
December	1	
January	1	
February	1	
March	1	
April	1	
May	1	
June	1	

QUALITY	Contract Quantity	Contract Base Number	Contract *	Region	England
% of all assessments that were assess and fit appliances (rolling 12 month period)	1	2	50.0%	53.0%	54.1%
% of all assessments that were assess and refuse (rolling 12 month period)	0	2	0.0%	11.7%	12.4%
% of all assessments that were assess and review (rolling 12 month period)	1	2	50.0%	35.3%	33.5%
% of terminated courses where treatment was abandoned or discontinued (rolling 12 month period)	0	2	0.0%	8.5%	7.2%
% of completed treatments indicating that PAR score was taken (year to date)	0	0	N/A	58.7%	58.9%
Rate of removable appliances per 100 fixed appliances - proposed treatment (rolling 12 month period)	0	0	N/A	6.99	5.66
Rate of removable appliances per 100 fixed appliances - completed treatment (rolling 12 month period)	0	0	N/A	6.41	4.88
% of courses of treatment with removable appliances only - proposed treatment (rolling 12 month period)	0	1	0.0%	2.5%	2.1%
% of courses of treatment with removable appliances only - completed treatment (rolling 12 month period)	0	2	0.0%	1.8%	1.5%
% of patients satisfied with the treatment they have received (rolling 12 month period)	0	0	N/A	95.6%	95.7%

\* Figures in italics indicate that the base number is less than 100.

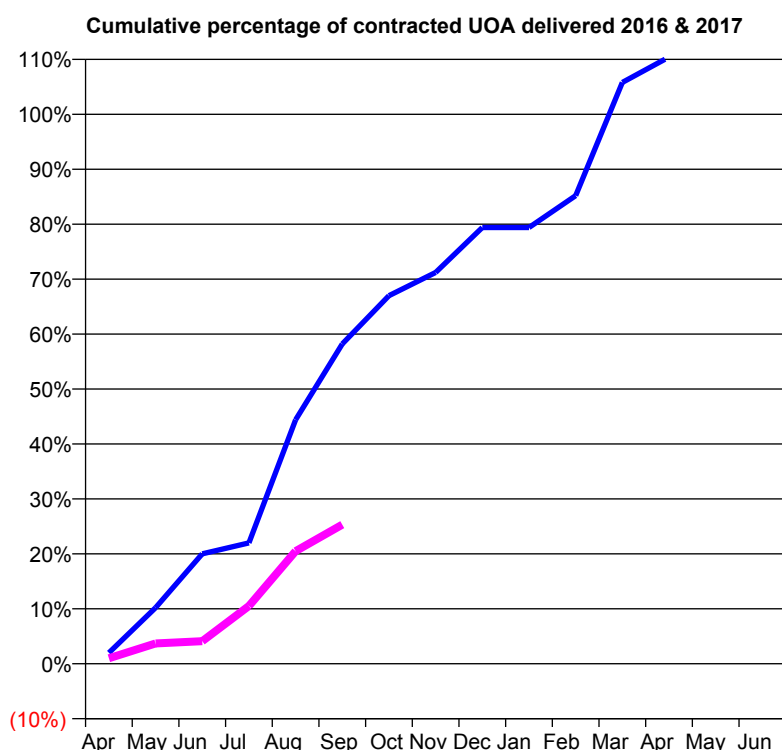
**Q55 - Vital Signs Orthodontic At a Glance Contract Report for 125725/0002 - September 2016**

Name or company name	D A Bradley Ltd
Contract type name	GDS Contract
Purpose of contract	Orthodontic
Contract start date	01/09/2008
Contract end date	

16/17 Contracted general activity (UDA)	0
Carry forward general activity (UDA)	0
16/17 Contracted orthodontic activity (UOA)	703
Carry forward orthodontic activity (UOA)	0
Baseline contract value	£46,339.64

**ACCESS**

	Contract	England and Wales
24 month ratio of assessments to patient IDs	1.99	1.10

**ACTIVITY**


Month	Adjusted Scheduled Activity (UOA)	
	2016	2017
April	10	7
May	51	26
June	100	29
July	110	74
August	222	144
September	291	178
October	335	
November	356	
December	397	
January	397	
February	426	
March	529	
April	552	
May	552	
June	552	

**QUALITY**

	Contract Quantity	Contract Base Number	Contract *	Region	England
% of all assessments that were assess and fit appliances (rolling 12 month period)	5	340	1.5%	53.0%	54.1%
% of all assessments that were assess and refuse (rolling 12 month period)	0	340	0.0%	11.7%	12.4%
% of all assessments that were assess and review (rolling 12 month period)	335	340	98.5%	35.3%	33.5%
% of terminated courses where treatment was abandoned or discontinued (rolling 12 month period)	0	2	0.0%	8.5%	7.2%
% of completed treatments indicating that PAR score was taken (year to date)	2	2	100.0%	58.7%	58.9%
Rate of removable appliances per 100 fixed appliances - proposed treatment (rolling 12 month period)	0	0	N/A	6.99	5.66
Rate of removable appliances per 100 fixed appliances - completed treatment (rolling 12 month period)	0	0	N/A	6.41	4.88
% of courses of treatment with removable appliances only - proposed treatment (rolling 12 month period)	0	5	0.0%	2.5%	2.1%
% of courses of treatment with removable appliances only - completed treatment (rolling 12 month period)	0	2	0.0%	1.8%	1.5%
% of patients satisfied with the treatment they have received (rolling 12 month period)	0	0	N/A	95.6%	95.7%

\* Figures in italics indicate that the base number is less than 100.

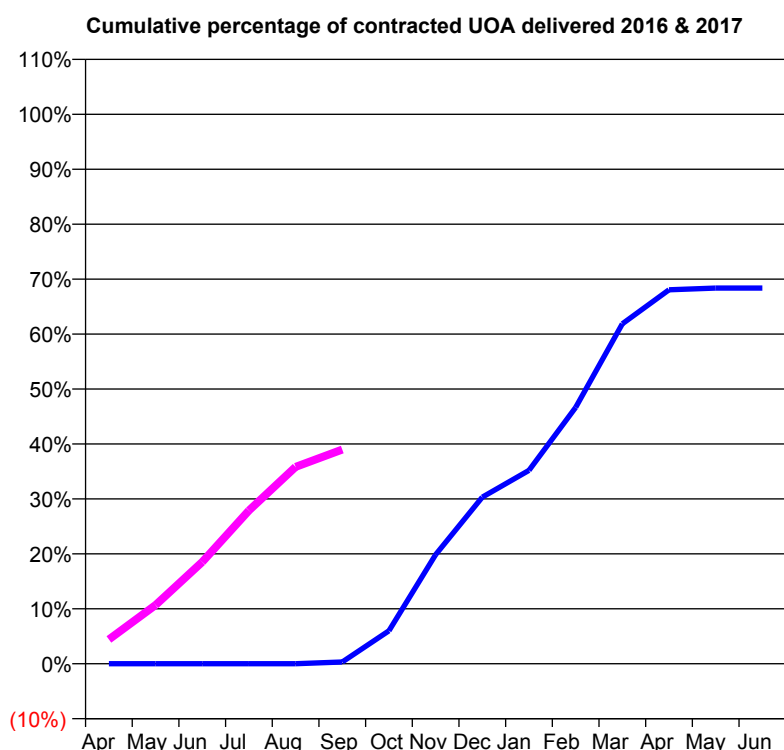
**Q55 - Vital Signs Orthodontic At a Glance Contract Report for 128198/0001 - September 2016**

Name or company name	Regent Street Orthodontics Limited
Contract type name	PDS Contract
Purpose of contract	Orthodontic
Contract start date	01/04/2015
Contract end date	31/03/2018

16/17 Contracted general activity (UDA)	0
Carry forward general activity (UDA)	0
16/17 Contracted orthodontic activity (UOA)	6,308
Carry forward orthodontic activity (UOA)	0
Baseline contract value	£419,468.63

**ACCESS**

	Contract	England and Wales
24 month ratio of assessments to patient IDs	1.02	1.10

**ACTIVITY**


Month	Adjusted Scheduled Activity (UOA)	
	2016	2017
April	0	279
May	0	675
June	0	1,169
July	0	1,760
August	0	2,261
September	21	2,459
October	379	
November	1,253	
December	1,913	
January	2,220	
February	2,943	
March	3,902	
April	4,293	
May	4,314	
June	4,314	

**QUALITY**

	Contract Quantity	Contract Base Number	Contract *	Region	England
% of all assessments that were assess and fit appliances (rolling 12 month period)	316	529	59.7%	53.0%	54.1%
% of all assessments that were assess and refuse (rolling 12 month period)	50	529	9.5%	11.7%	12.4%
% of all assessments that were assess and review (rolling 12 month period)	163	529	30.8%	35.3%	33.5%
% of terminated courses where treatment was abandoned or discontinued (rolling 12 month period)	16	257	6.2%	8.5%	7.2%
% of completed treatments indicating that PAR score was taken (year to date)	11	90	12.2%	58.7%	58.9%
Rate of removable appliances per 100 fixed appliances - proposed treatment (rolling 12 month period)	29	605	4.79	6.99	5.66
Rate of removable appliances per 100 fixed appliances - completed treatment (rolling 12 month period)	5	459	1.09	6.41	4.88
% of courses of treatment with removable appliances only - proposed treatment (rolling 12 month period)	8	316	2.5%	2.5%	2.1%
% of courses of treatment with removable appliances only - completed treatment (rolling 12 month period)	0	241	0.0%	1.8%	1.5%
% of patients satisfied with the treatment they have received (rolling 12 month period)	7	8	87.5%	95.6%	95.7%

\* Figures in italics indicate that the base number is less than 100.



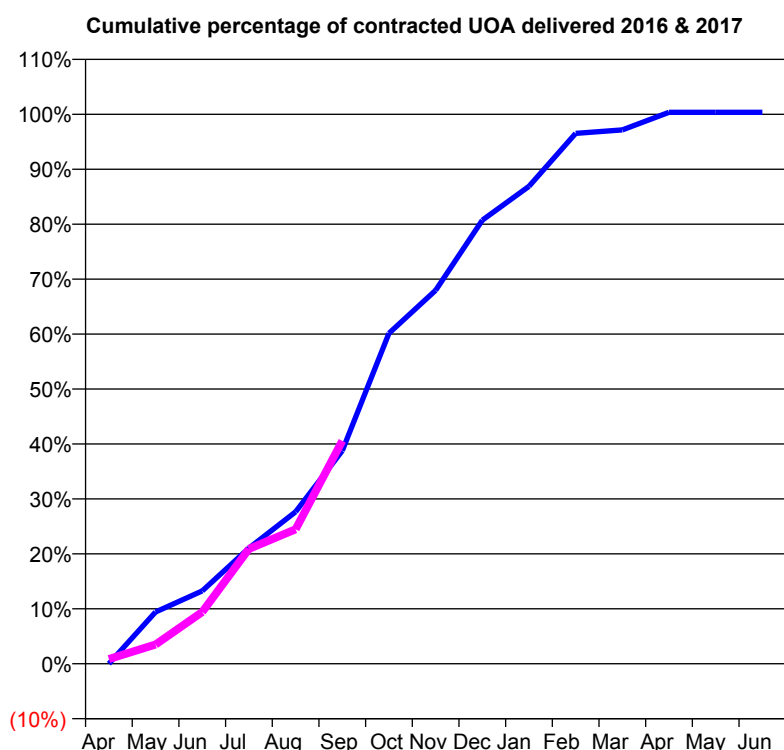
**Q55 - Vital Signs Orthodontic At a Glance Contract Report for 135372/0001 - September 2016**

Name or company name	No.1 The Orthodontic Specialists
Contract type name	GDS Contract
Purpose of contract	General and Orthodontic
Contract start date	14/12/2012
Contract end date	

16/17 Contracted general activity (UDA)	44
Carry forward general activity (UDA)	0
16/17 Contracted orthodontic activity (UOA)	6,651
Carry forward orthodontic activity (UOA)	0
Baseline contract value	£407,884.07

**ACCESS**

	Contract	England and Wales
24 month ratio of assessments to patient IDs	1.04	1.10

**ACTIVITY**


Month	Adjusted Scheduled Activity (UOA)	
	2016	2017
April	0	57
May	322	233
June	453	627
July	719	1,390
August	945	1,628
September	1,325	2,697
October	2,055	
November	2,322	
December	2,758	
January	2,969	
February	3,298	
March	3,320	
April	3,429	
May	3,429	
June	3,429	

**QUALITY**

	Contract Quantity	Contract Base Number	Contract *	Region	England
% of all assessments that were assess and fit appliances (rolling 12 month period)	218	491	44.4%	53.0%	54.1%
% of all assessments that were assess and refuse (rolling 12 month period)	18	491	3.7%	11.7%	12.4%
% of all assessments that were assess and review (rolling 12 month period)	255	491	51.9%	35.3%	33.5%
% of terminated courses where treatment was abandoned or discontinued (rolling 12 month period)	12	131	9.2%	8.5%	7.2%
% of completed treatments indicating that PAR score was taken (year to date)	56	60	93.3%	58.7%	58.9%
Rate of removable appliances per 100 fixed appliances - proposed treatment (rolling 12 month period)	7	420	1.67	6.99	5.66
Rate of removable appliances per 100 fixed appliances - completed treatment (rolling 12 month period)	3	229	1.31	6.41	4.88
% of courses of treatment with removable appliances only - proposed treatment (rolling 12 month period)	5	218	2.3%	2.5%	2.1%
% of courses of treatment with removable appliances only - completed treatment (rolling 12 month period)	1	119	0.8%	1.8%	1.5%
% of patients satisfied with the treatment they have received (rolling 12 month period)	5	5	100.0%	95.6%	95.7%

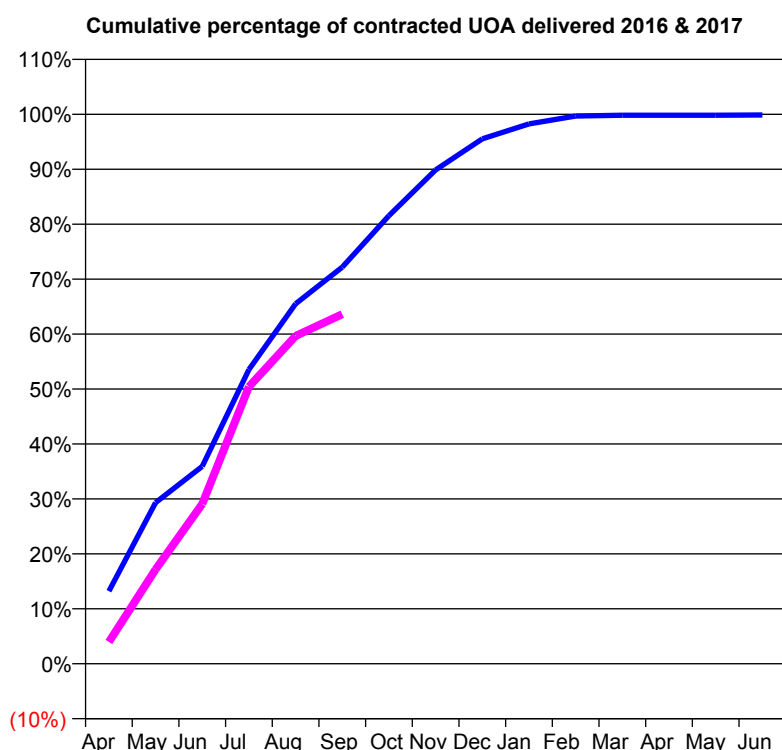
\* Figures in italics indicate that the base number is less than 100.

**Q55 - Vital Signs Orthodontic At a Glance Contract Report for 148369/0002 - September 2016**

Name or company name	KH & GW Ltd	16/17 Contracted general activity (UDA)	0
Contract type name	GDS Contract	Carry forward general activity (UDA)	0
Purpose of contract	Orthodontic	16/17 Contracted orthodontic activity (UOA)	1,589
Contract start date	01/04/2008	Carry forward orthodontic activity (UOA)	0
Contract end date		Baseline contract value	£0.01

**ACCESS**

	Contract	England and Wales
24 month ratio of assessments to patient IDs	1.03	1.10

**ACTIVITY**


Month	Adjusted Scheduled Activity (UOA)	
	2016	2017
April	210	63
May	466	273
June	571	462
July	851	801
August	1,041	948
September	1,147	1,011
October	1,296	
November	1,428	
December	1,518	
January	1,561	
February	1,584	
March	1,586	
April	1,586	
May	1,586	
June	1,587	

**QUALITY**

	Contract Quantity	Contract Base Number	Contract *	Region	England
% of all assessments that were assess and fit appliances (rolling 12 month period)	68	92	73.9%	53.0%	54.1%
% of all assessments that were assess and refuse (rolling 12 month period)	2	92	2.2%	11.7%	12.4%
% of all assessments that were assess and review (rolling 12 month period)	22	92	23.9%	35.3%	33.5%
% of terminated courses where treatment was abandoned or discontinued (rolling 12 month period)	6	62	9.7%	8.5%	7.2%
% of completed treatments indicating that PAR score was taken (year to date)	3	20	15.0%	58.7%	58.9%
Rate of removable appliances per 100 fixed appliances - proposed treatment (rolling 12 month period)	0	131	0.00	6.99	5.66
Rate of removable appliances per 100 fixed appliances - completed treatment (rolling 12 month period)	0	104	0.00	6.41	4.88
% of courses of treatment with removable appliances only - proposed treatment (rolling 12 month period)	0	68	0.0%	2.5%	2.1%
% of courses of treatment with removable appliances only - completed treatment (rolling 12 month period)	0	56	0.0%	1.8%	1.5%
% of patients satisfied with the treatment they have received (rolling 12 month period)	1	1	100.0%	95.6%	95.7%

\* Figures in italics indicate that the base number is less than 100.

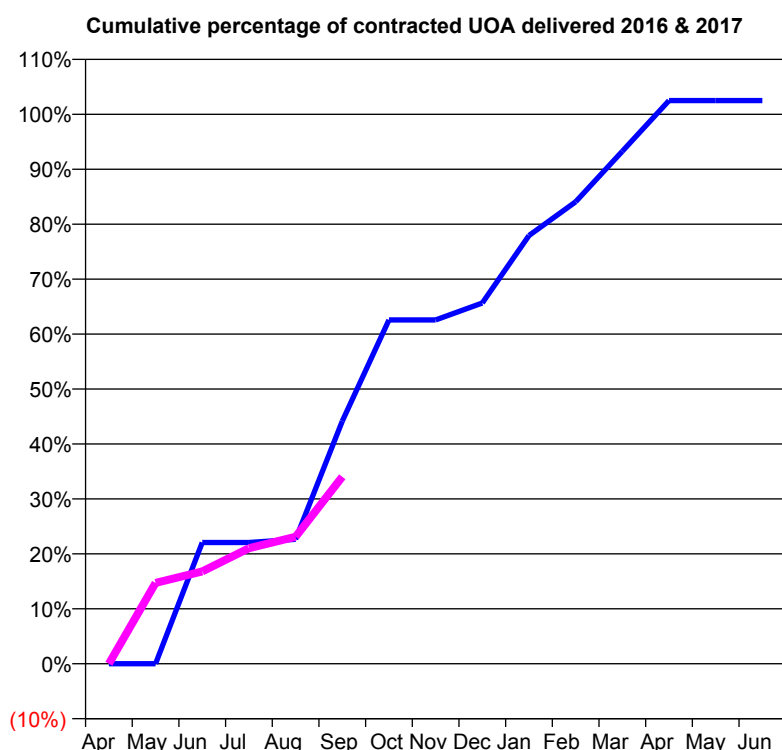
**Q55 - Vital Signs Orthodontic At a Glance Contract Report for 169544/0001 - September 2016**

Name or company name	STEEPLE GRANGE SMILES LTD.,
Contract type name	GDS Contract
Purpose of contract	General and Orthodontic
Contract start date	15/08/2008
Contract end date	

16/17 Contracted general activity (UDA)	153
Carry forward general activity (UDA)	0
16/17 Contracted orthodontic activity (UOA)	999
Carry forward orthodontic activity (UOA)	0
Baseline contract value	£67,324.61

**ACCESS**

	Contract	England and Wales
24 month ratio of assessments to patient IDs	1.00	1.10

**ACTIVITY**


Month	Adjusted Scheduled Activity (UOA)	
	2016	2017
April	0	0
May	0	147
June	151	168
July	151	210
August	155	231
September	302	340
October	428	
November	428	
December	449	
January	533	
February	575	
March	638	
April	701	
May	701	
June	701	

**QUALITY**

	Contract Quantity	Contract Base Number	Contract *	Region	England
% of all assessments that were assess and fit appliances (rolling 12 month period)	36	36	100.0%	53.0%	54.1%
% of all assessments that were assess and refuse (rolling 12 month period)	0	36	0.0%	11.7%	12.4%
% of all assessments that were assess and review (rolling 12 month period)	0	36	0.0%	35.3%	33.5%
% of terminated courses where treatment was abandoned or discontinued (rolling 12 month period)	2	46	4.3%	8.5%	7.2%
% of completed treatments indicating that PAR score was taken (year to date)	0	26	0.0%	58.7%	58.9%
Rate of removable appliances per 100 fixed appliances - proposed treatment (rolling 12 month period)	4	66	6.06	6.99	5.66
Rate of removable appliances per 100 fixed appliances - completed treatment (rolling 12 month period)	0	0	N/A	6.41	4.88
% of courses of treatment with removable appliances only - proposed treatment (rolling 12 month period)	0	36	0.0%	2.5%	2.1%
% of courses of treatment with removable appliances only - completed treatment (rolling 12 month period)	0	44	0.0%	1.8%	1.5%
% of patients satisfied with the treatment they have received (rolling 12 month period)	0	0	N/A	95.6%	95.7%

\* Figures in italics indicate that the base number is less than 100.

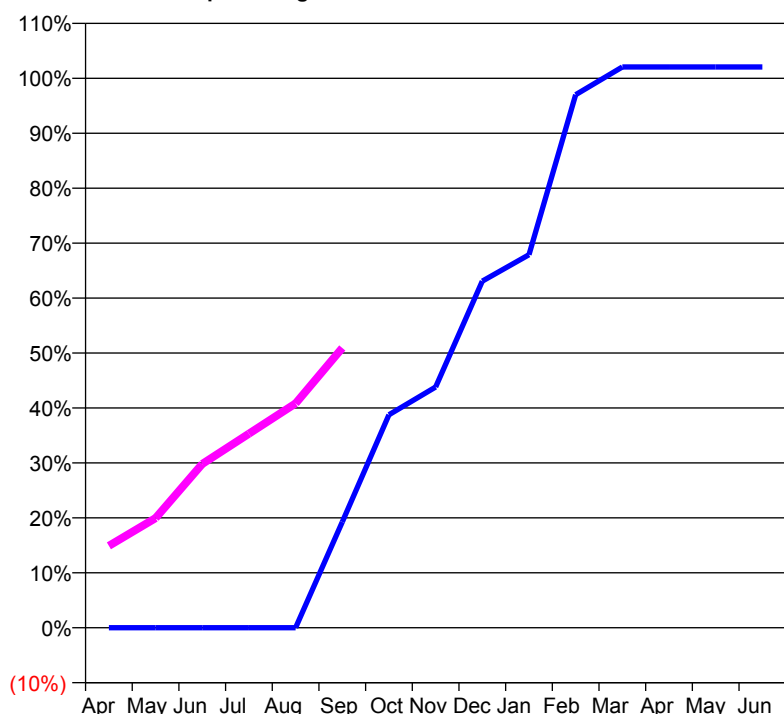
**Q55 - Vital Signs Orthodontic At a Glance Contract Report for 170739/0001 - September 2016**

Name or company name	Trinity Terrace Dental Practice
Contract type name	GDS Contract
Purpose of contract	Orthodontic
Contract start date	02/08/2011
Contract end date	

16/17 Contracted general activity (UDA)	32,380
Carry forward general activity (UDA)	0
16/17 Contracted orthodontic activity (UOA)	436
Carry forward orthodontic activity (UOA)	0
Baseline contract value	£707,351.01

**ACCESS**

	Contract	England and Wales
24 month ratio of assessments to patient IDs	1.00	1.10

**ACTIVITY**
**Cumulative percentage of contracted UOA delivered 2016 & 2017**

**Adjusted Scheduled Activity (UOA)**

Month	2016	2017
April	0	65
May	0	87
June	0	130
July	0	154
August	0	178
September	84	222
October	169	
November	191	
December	275	
January	296	
February	423	
March	445	
April	445	
May	445	
June	445	

**QUALITY**

	Contract Quantity	Contract Base Number	Contract *	Region	England
% of all assessments that were assess and fit appliances (rolling 12 month period)	28	44	63.6%	53.0%	54.1%
% of all assessments that were assess and refuse (rolling 12 month period)	5	44	11.4%	11.7%	12.4%
% of all assessments that were assess and review (rolling 12 month period)	11	44	25.0%	35.3%	33.5%
% of terminated courses where treatment was abandoned or discontinued (rolling 12 month period)	0	2	0.0%	8.5%	7.2%
% of completed treatments indicating that PAR score was taken (year to date)	0	1	0.0%	58.7%	58.9%
Rate of removable appliances per 100 fixed appliances - proposed treatment (rolling 12 month period)	1	56	1.79	6.99	5.66
Rate of removable appliances per 100 fixed appliances - completed treatment (rolling 12 month period)	0	3	0.00	6.41	4.88
% of courses of treatment with removable appliances only - proposed treatment (rolling 12 month period)	0	28	0.0%	2.5%	2.1%
% of courses of treatment with removable appliances only - completed treatment (rolling 12 month period)	0	2	0.0%	1.8%	1.5%
% of patients satisfied with the treatment they have received (rolling 12 month period)	2	2	100.0%	95.6%	95.7%

\* Figures in italics indicate that the base number is less than 100.

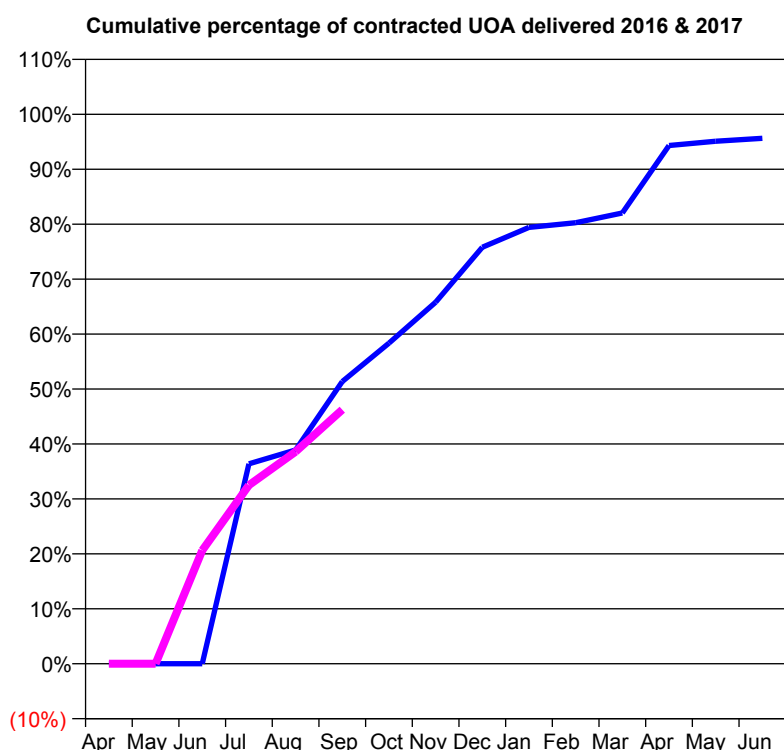
**Q55 - Vital Signs Orthodontic At a Glance Contract Report for 172464/0002 - September 2016**

Name or company name	Charnwood Research Centre Limited T/A E
Contract type name	PDS Contract
Purpose of contract	Orthodontic
Contract start date	28/03/2015
Contract end date	31/03/2018

16/17 Contracted general activity (UDA)	0
Carry forward general activity (UDA)	0
16/17 Contracted orthodontic activity (UOA)	9,760
Carry forward orthodontic activity (UOA)	0
Baseline contract value	£634,431.44

**ACCESS**

	Contract	England and Wales
24 month ratio of assessments to patient IDs	1.07	1.10

**ACTIVITY**


Month	Adjusted Scheduled Activity (UOA)	
	2016	2017
April	0	0
May	0	0
June	0	2,014
July	3,115	3,173
August	3,333	3,767
September	4,398	4,514
October	4,997	
November	5,635	
December	6,490	
January	6,801	
February	6,873	
March	7,025	
April	8,077	
May	8,143	
June	8,188	

**QUALITY**

	Contract Quantity	Contract Base Number	Contract *	Region	England
% of all assessments that were assess and fit appliances (rolling 12 month period)	387	790	49.0%	53.0%	54.1%
% of all assessments that were assess and refuse (rolling 12 month period)	92	790	11.6%	11.7%	12.4%
% of all assessments that were assess and review (rolling 12 month period)	311	790	39.4%	35.3%	33.5%
% of terminated courses where treatment was abandoned or discontinued (rolling 12 month period)	15	510	2.9%	8.5%	7.2%
% of completed treatments indicating that PAR score was taken (year to date)	170	331	51.4%	58.7%	58.9%
Rate of removable appliances per 100 fixed appliances - proposed treatment (rolling 12 month period)	72	629	11.45	6.99	5.66
Rate of removable appliances per 100 fixed appliances - completed treatment (rolling 12 month period)	105	802	13.09	6.41	4.88
% of courses of treatment with removable appliances only - proposed treatment (rolling 12 month period)	5	387	1.3%	2.5%	2.1%
% of courses of treatment with removable appliances only - completed treatment (rolling 12 month period)	7	495	1.4%	1.8%	1.5%
% of patients satisfied with the treatment they have received (rolling 12 month period)	14	14	100.0%	95.6%	95.7%

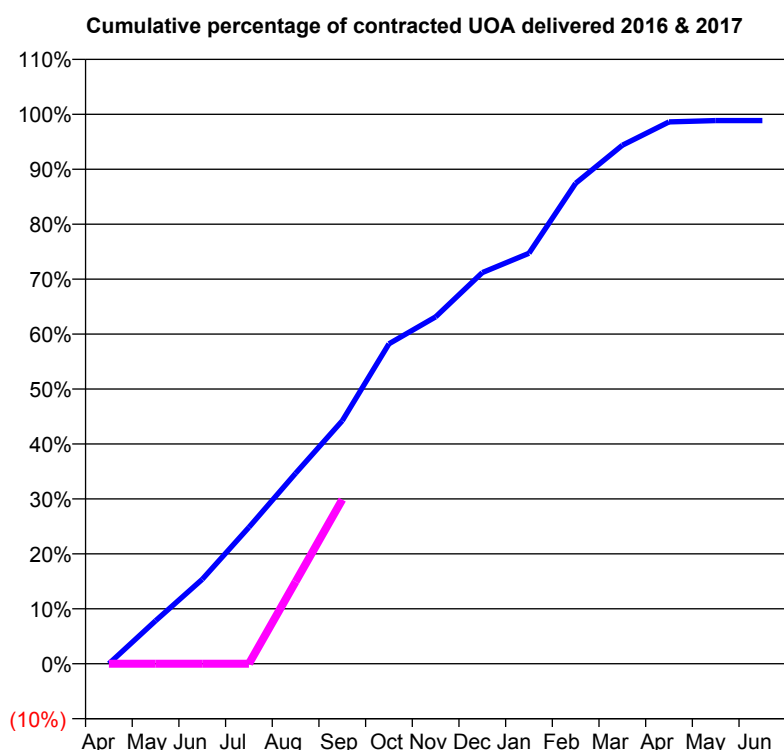
\* Figures in italics indicate that the base number is less than 100.

**Q55 - Vital Signs Orthodontic At a Glance Contract Report for 177261/0001 - September 2016**

Name or company name	Orthoworld	16/17 Contracted general activity (UDA)	0
Contract type name	PDS Contract	Carry forward general activity (UDA)	0
Purpose of contract	Orthodontic	16/17 Contracted orthodontic activity (UOA)	9,264
Contract start date	01/04/2006	Carry forward orthodontic activity (UOA)	0
Contract end date	31/03/2018	Baseline contract value	£611,488.73

**ACCESS**

	Contract	England and Wales
24 month ratio of assessments to patient IDs	1.10	1.10

**ACTIVITY**


Month	Adjusted Scheduled Activity (UOA)	
	2016	2017
April	-2	0
May	679	0
June	1,333	0
July	2,155	0
August	3,008	1,383
September	3,837	2,768
October	5,052	
November	5,478	
December	6,176	
January	6,481	
February	7,586	
March	8,186	
April	8,556	
May	8,577	
June	8,577	

**QUALITY**

	Contract Quantity	Contract Base Number	Contract *	Region	England
% of all assessments that were assess and fit appliances (rolling 12 month period)	337	802	42.0%	53.0%	54.1%
% of all assessments that were assess and refuse (rolling 12 month period)	167	802	20.8%	11.7%	12.4%
% of all assessments that were assess and review (rolling 12 month period)	298	802	37.2%	35.3%	33.5%
% of terminated courses where treatment was abandoned or discontinued (rolling 12 month period)	27	206	13.1%	8.5%	7.2%
% of completed treatments indicating that PAR score was taken (year to date)	70	94	74.5%	58.7%	58.9%
Rate of removable appliances per 100 fixed appliances - proposed treatment (rolling 12 month period)	28	656	4.27	6.99	5.66
Rate of removable appliances per 100 fixed appliances - completed treatment (rolling 12 month period)	37	349	10.60	6.41	4.88
% of courses of treatment with removable appliances only - proposed treatment (rolling 12 month period)	1	337	0.3%	2.5%	2.1%
% of courses of treatment with removable appliances only - completed treatment (rolling 12 month period)	2	179	1.1%	1.8%	1.5%
% of patients satisfied with the treatment they have received (rolling 12 month period)	7	8	87.5%	95.6%	95.7%

\* Figures in italics indicate that the base number is less than 100.

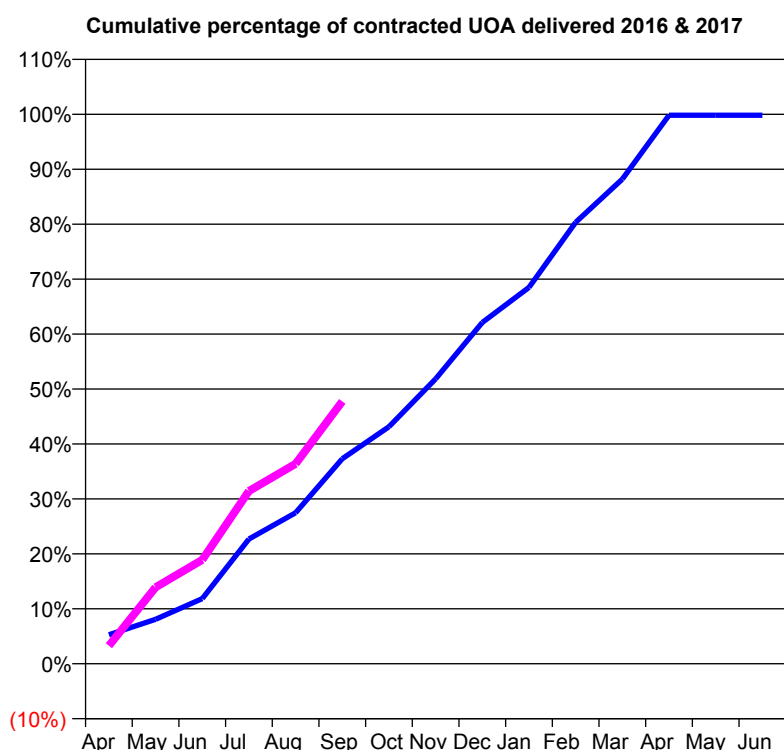
**Q55 - Vital Signs Orthodontic At a Glance Contract Report for 178764/0002 - September 2016**

Name or company name	Smile by Design Limited
Contract type name	PDS Contract
Purpose of contract	Orthodontic
Contract start date	01/03/2014
Contract end date	31/10/2018

16/17 Contracted general activity (UDA)	0
Carry forward general activity (UDA)	0
16/17 Contracted orthodontic activity (UOA)	19,897
Carry forward orthodontic activity (UOA)	0
Baseline contract value	£1,215,835.48

**ACCESS**

	Contract	England and Wales
24 month ratio of assessments to patient IDs	1.09	1.10

**ACTIVITY**


Month	Adjusted Scheduled Activity (UOA)	
	2016	2017
April	1,019	655
May	1,561	2,769
June	2,285	3,763
July	4,379	6,255
August	5,300	7,241
September	7,197	9,502
October	8,321	
November	10,001	
December	11,981	
January	13,209	
February	15,494	
March	17,012	
April	19,256	
May	19,256	
June	19,256	

**QUALITY**

	Contract Quantity	Contract Base Number	Contract *	Region	England
% of all assessments that were assess and fit appliances (rolling 12 month period)	1,027	1,572	65.3%	53.0%	54.1%
% of all assessments that were assess and refuse (rolling 12 month period)	88	1,572	5.6%	11.7%	12.4%
% of all assessments that were assess and review (rolling 12 month period)	457	1,572	29.1%	35.3%	33.5%
% of terminated courses where treatment was abandoned or discontinued (rolling 12 month period)	99	846	11.7%	8.5%	7.2%
% of completed treatments indicating that PAR score was taken (year to date)	376	399	94.2%	58.7%	58.9%
Rate of removable appliances per 100 fixed appliances - proposed treatment (rolling 12 month period)	392	1,965	19.95	6.99	5.66
Rate of removable appliances per 100 fixed appliances - completed treatment (rolling 12 month period)	416	1,414	29.42	6.41	4.88
% of courses of treatment with removable appliances only - proposed treatment (rolling 12 month period)	36	1,027	3.5%	2.5%	2.1%
% of courses of treatment with removable appliances only - completed treatment (rolling 12 month period)	28	747	3.7%	1.8%	1.5%
% of patients satisfied with the treatment they have received (rolling 12 month period)	20	23	87.0%	95.6%	95.7%

\* Figures in italics indicate that the base number is less than 100.

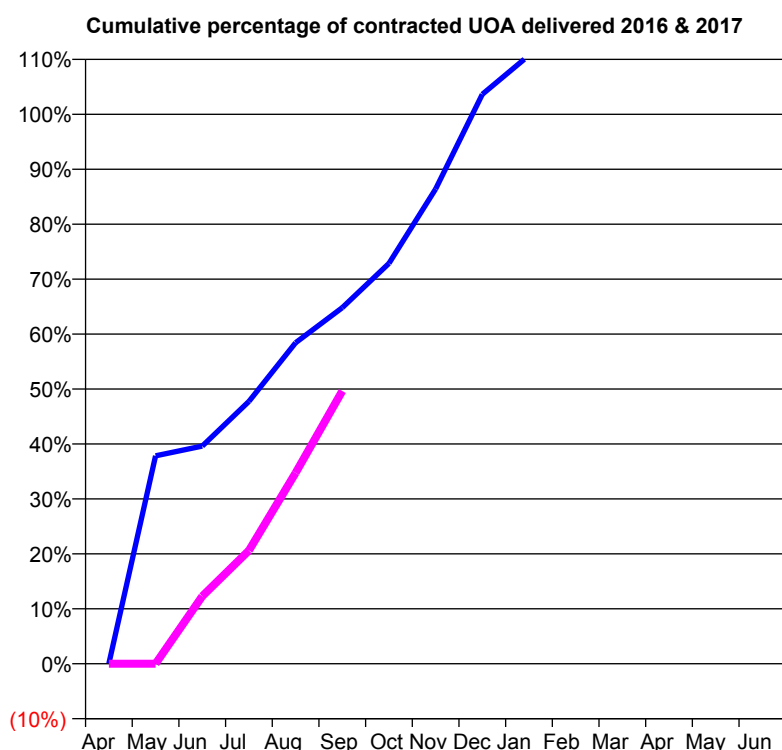
**Q55 - Vital Signs Orthodontic At a Glance Contract Report for 183067/0002 - September 2016**

Name or company name	Refine Specialist Dental Care Limited
Contract type name	PDS Contract
Purpose of contract	Orthodontic
Contract start date	01/04/2011
Contract end date	31/03/2018

16/17 Contracted general activity (UDA)	0
Carry forward general activity (UDA)	0
16/17 Contracted orthodontic activity (UOA)	8,937
Carry forward orthodontic activity (UOA)	0
Baseline contract value	£482,207.57

**ACCESS**

	Contract	England and Wales
24 month ratio of assessments to patient IDs	1.03	1.10

**ACTIVITY**


Month	Adjusted Scheduled Activity (UOA)	
	2016	2017
April	5	0
May	2,611	0
June	2,733	1,098
July	3,295	1,843
August	4,031	3,104
September	4,472	4,437
October	5,028	
November	5,961	
December	7,151	
January	7,639	
February	8,063	
March	8,063	
April	9,521	
May	9,521	
June	9,521	

**QUALITY**

	Contract Quantity	Contract Base Number	Contract *	Region	England
% of all assessments that were assess and fit appliances (rolling 12 month period)	443	762	58.1%	53.0%	54.1%
% of all assessments that were assess and refuse (rolling 12 month period)	91	762	11.9%	11.7%	12.4%
% of all assessments that were assess and review (rolling 12 month period)	228	762	29.9%	35.3%	33.5%
% of terminated courses where treatment was abandoned or discontinued (rolling 12 month period)	20	391	5.1%	8.5%	7.2%
% of completed treatments indicating that PAR score was taken (year to date)	0	258	0.0%	58.7%	58.9%
Rate of removable appliances per 100 fixed appliances - proposed treatment (rolling 12 month period)	14	585	2.39	6.99	5.66
Rate of removable appliances per 100 fixed appliances - completed treatment (rolling 12 month period)	2	163	1.23	6.41	4.88
% of courses of treatment with removable appliances only - proposed treatment (rolling 12 month period)	14	443	3.2%	2.5%	2.1%
% of courses of treatment with removable appliances only - completed treatment (rolling 12 month period)	2	371	0.5%	1.8%	1.5%
% of patients satisfied with the treatment they have received (rolling 12 month period)	6	6	100.0%	95.6%	95.7%

\* Figures in italics indicate that the base number is less than 100.



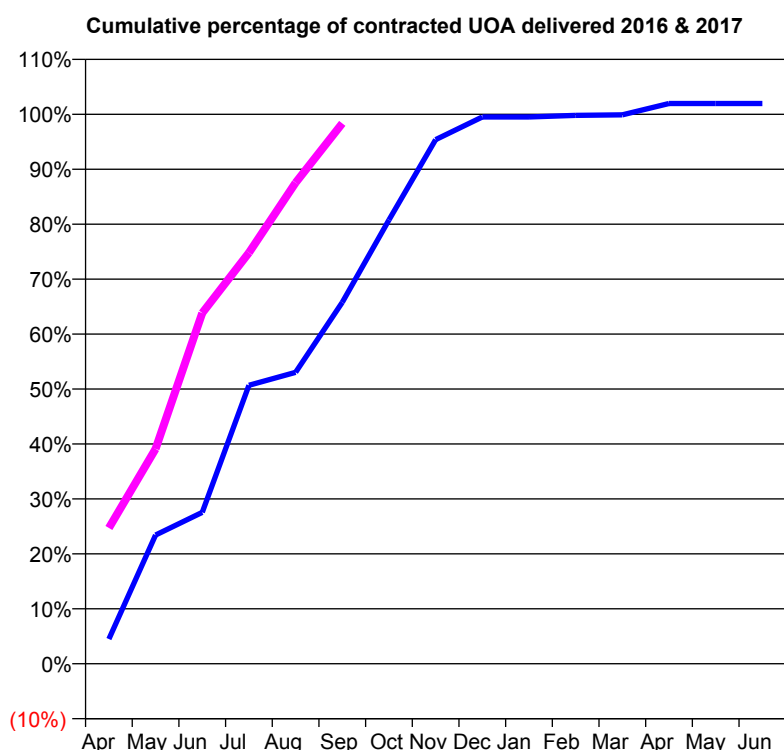
**Q55 - Vital Signs Orthodontic At a Glance Contract Report for 183830/0002 - September 2016**

Name or company name	KH & GW Ltd
Contract type name	GDS Contract
Purpose of contract	Orthodontic
Contract start date	01/04/2008
Contract end date	

16/17 Contracted general activity (UDA)	0
Carry forward general activity (UDA)	0
16/17 Contracted orthodontic activity (UOA)	1,020
Carry forward orthodontic activity (UOA)	0
Baseline contract value	£68,388.70

**ACCESS**

	Contract	England and Wales
24 month ratio of assessments to patient IDs	1.08	1.10

**ACTIVITY**


Month	Adjusted Scheduled Activity (UOA)	
	2016	2017
April	46	252
May	239	399
June	281	651
July	517	763
August	541	893
September	671	1,003
October	824	
November	973	
December	1,015	
January	1,015	
February	1,018	
March	1,019	
April	1,040	
May	1,040	
June	1,040	

**QUALITY**

	Contract Quantity	Contract Base Number	Contract *	Region	England
% of all assessments that were assess and fit appliances (rolling 12 month period)	65	92	70.7%	53.0%	54.1%
% of all assessments that were assess and refuse (rolling 12 month period)	5	92	5.4%	11.7%	12.4%
% of all assessments that were assess and review (rolling 12 month period)	22	92	23.9%	35.3%	33.5%
% of terminated courses where treatment was abandoned or discontinued (rolling 12 month period)	4	47	8.5%	8.5%	7.2%
% of completed treatments indicating that PAR score was taken (year to date)	2	19	10.5%	58.7%	58.9%
Rate of removable appliances per 100 fixed appliances - proposed treatment (rolling 12 month period)	1	120	0.83	6.99	5.66
Rate of removable appliances per 100 fixed appliances - completed treatment (rolling 12 month period)	2	77	2.60	6.41	4.88
% of courses of treatment with removable appliances only - proposed treatment (rolling 12 month period)	1	65	1.5%	2.5%	2.1%
% of courses of treatment with removable appliances only - completed treatment (rolling 12 month period)	1	43	2.3%	1.8%	1.5%
% of patients satisfied with the treatment they have received (rolling 12 month period)	4	4	100.0%	95.6%	95.7%

\* Figures in italics indicate that the base number is less than 100.

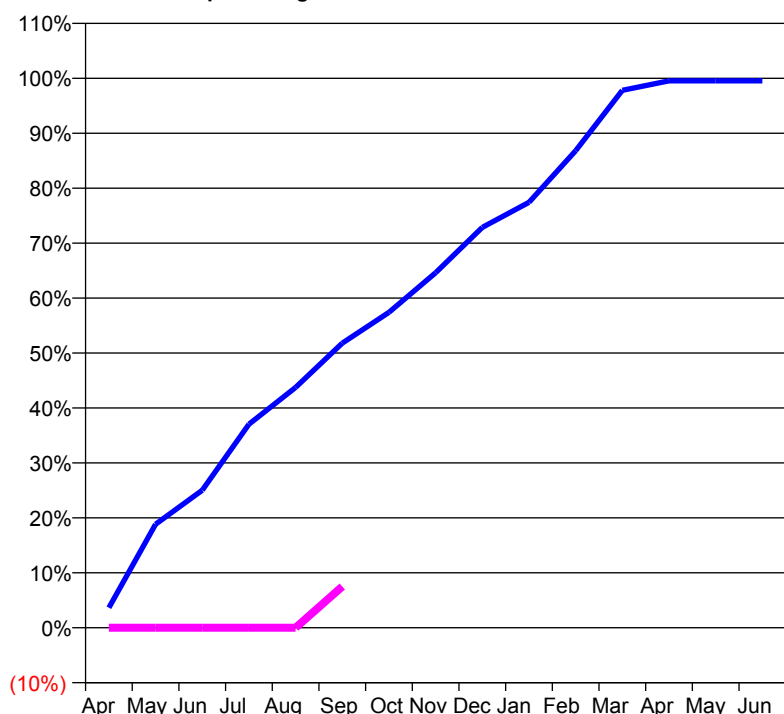
**Q55 - Vital Signs Orthodontic At a Glance Contract Report for 189081/0001 - September 2016**

Name or company name	Mansfield Orthodontic Practice Ltd
Contract type name	PDS Contract
Purpose of contract	Orthodontic
Contract start date	01/09/2007
Contract end date	31/03/2017

16/17 Contracted general activity (UDA)	0
Carry forward general activity (UDA)	0
16/17 Contracted orthodontic activity (UOA)	20,629
Carry forward orthodontic activity (UOA)	0
Baseline contract value	£1,400,373.28

**ACCESS**

	Contract	England and Wales
24 month ratio of assessments to patient IDs	1.07	1.10

**ACTIVITY**
**Cumulative percentage of contracted UOA delivered 2016 & 2017**

**Adjusted Scheduled Activity (UOA)**

Month	2016	2017
April	755	0
May	3,886	0
June	5,165	0
July	7,640	0
August	9,024	0
September	10,685	1,549
October	11,844	
November	13,328	
December	15,031	
January	15,972	
February	17,909	
March	20,176	
April	20,531	
May	20,531	
June	20,531	

**QUALITY**

	Contract Quantity	Contract Base Number	Contract *	Region	England
% of all assessments that were assess and fit appliances (rolling 12 month period)	517	1,151	44.9%	53.0%	54.1%
% of all assessments that were assess and refuse (rolling 12 month period)	111	1,151	9.6%	11.7%	12.4%
% of all assessments that were assess and review (rolling 12 month period)	523	1,151	45.4%	35.3%	33.5%
% of terminated courses where treatment was abandoned or discontinued (rolling 12 month period)	26	479	5.4%	8.5%	7.2%
% of completed treatments indicating that PAR score was taken (year to date)	27	73	37.0%	58.7%	58.9%
Rate of removable appliances per 100 fixed appliances - proposed treatment (rolling 12 month period)	202	1,006	20.08	6.99	5.66
Rate of removable appliances per 100 fixed appliances - completed treatment (rolling 12 month period)	157	821	19.12	6.41	4.88
% of courses of treatment with removable appliances only - proposed treatment (rolling 12 month period)	8	517	1.5%	2.5%	2.1%
% of courses of treatment with removable appliances only - completed treatment (rolling 12 month period)	4	453	0.9%	1.8%	1.5%
% of patients satisfied with the treatment they have received (rolling 12 month period)	9	9	100.0%	95.6%	95.7%

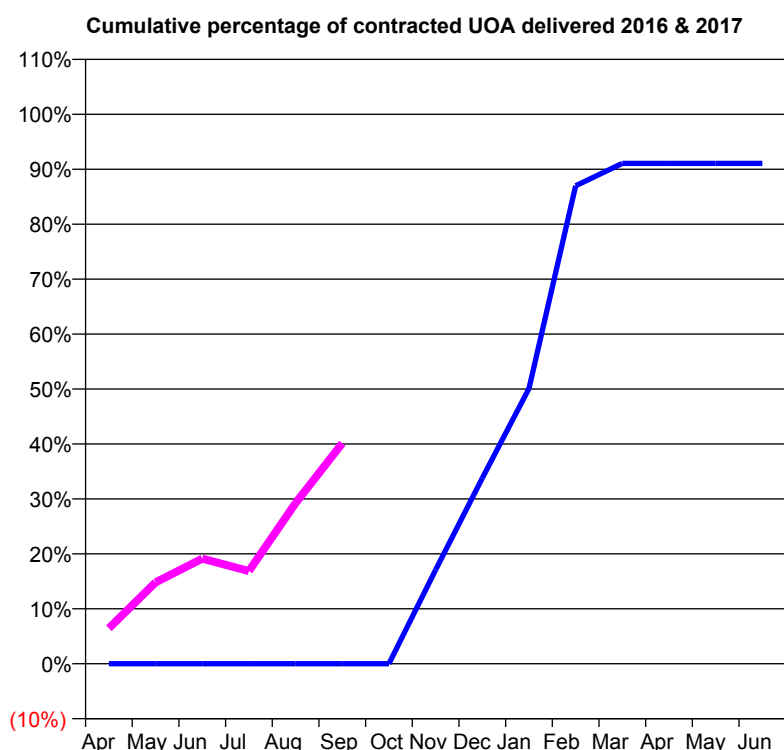
\* Figures in italics indicate that the base number is less than 100.

**Q55 - Vital Signs Orthodontic At a Glance Contract Report for 193437/0002 - September 2016**

Name or company name	Risley Hill Dental Care Partnership	16/17 Contracted general activity (UDA)	0
Contract type name	GDS Contract	Carry forward general activity (UDA)	0
Purpose of contract	General and Orthodontic	16/17 Contracted orthodontic activity (UOA)	1,019
Contract start date	29/09/2015	Carry forward orthodontic activity (UOA)	0
Contract end date		Baseline contract value	£1.00

**ACCESS**

	Contract	England and Wales
24 month ratio of assessments to patient IDs	1.00	1.10

**ACTIVITY**


Month	Adjusted Scheduled Activity (UOA)	
	2016	2017
April	0	66
May	0	151
June	0	195
July	0	172
August	0	298
September	0	409
October	0	
November	88	
December	174	
January	258	
February	448	
March	469	
April	469	
May	469	
June	469	

**QUALITY**

	Contract Quantity	Contract Base Number	Contract *	Region	England
% of all assessments that were assess and fit appliances (rolling 12 month period)	44	57	77.2%	53.0%	54.1%
% of all assessments that were assess and refuse (rolling 12 month period)	10	57	17.5%	11.7%	12.4%
% of all assessments that were assess and review (rolling 12 month period)	3	57	5.3%	35.3%	33.5%
% of terminated courses where treatment was abandoned or discontinued (rolling 12 month period)	1	2	50.0%	8.5%	7.2%
% of completed treatments indicating that PAR score was taken (year to date)	0	1	0.0%	58.7%	58.9%
Rate of removable appliances per 100 fixed appliances - proposed treatment (rolling 12 month period)	0	54	0.00	6.99	5.66
Rate of removable appliances per 100 fixed appliances - completed treatment (rolling 12 month period)	0	2	0.00	6.41	4.88
% of courses of treatment with removable appliances only - proposed treatment (rolling 12 month period)	0	44	0.0%	2.5%	2.1%
% of courses of treatment with removable appliances only - completed treatment (rolling 12 month period)	0	1	0.0%	1.8%	1.5%
% of patients satisfied with the treatment they have received (rolling 12 month period)	2	2	100.0%	95.6%	95.7%

\* Figures in italics indicate that the base number is less than 100.

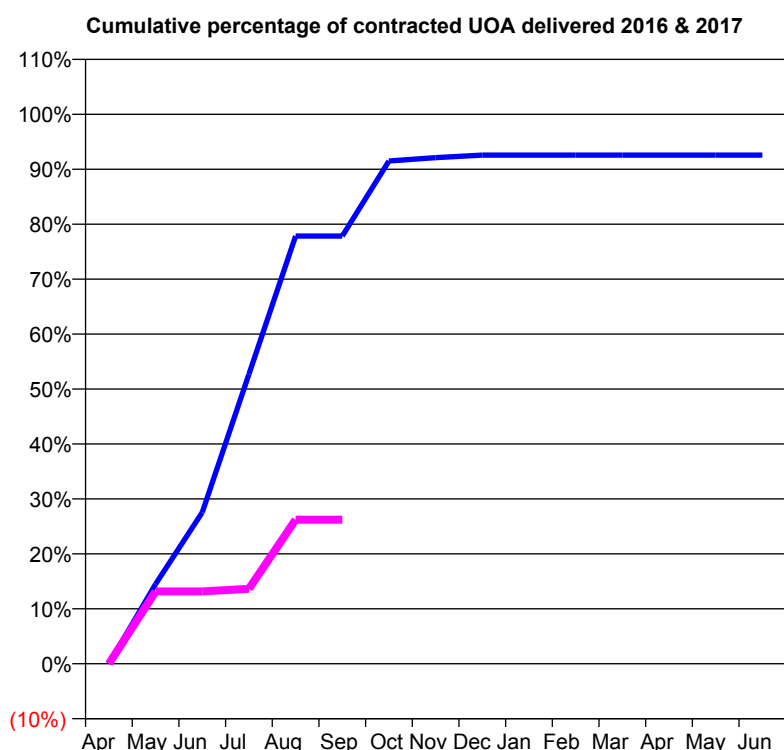
**Q55 - Vital Signs Orthodontic At a Glance Contract Report for 197572/0001 - September 2016**

Name or company name	The Buxton Dental Practice
Contract type name	GDS Contract
Purpose of contract	General and Orthodontic
Contract start date	08/11/2012
Contract end date	

16/17 Contracted general activity (UDA)	4,594
Carry forward general activity (UDA)	0
16/17 Contracted orthodontic activity (UOA)	167
Carry forward orthodontic activity (UOA)	0
Baseline contract value	£124,967.50

**ACCESS**

	Contract	England and Wales
24 month ratio of assessments to patient IDs	1.00	1.10

**ACTIVITY**


Month	Adjusted Scheduled Activity (UOA)	
	2016	2017
April	0	0
May	24	22
June	46	22
July	88	23
August	130	44
September	130	44
October	153	
November	154	
December	155	
January	155	
February	155	
March	155	
April	155	
May	155	
June	155	

**QUALITY**

	Contract Quantity	Contract Base Number	Contract *	Region	England
% of all assessments that were assess and fit appliances (rolling 12 month period)	3	6	50.0%	53.0%	54.1%
% of all assessments that were assess and refuse (rolling 12 month period)	0	6	0.0%	11.7%	12.4%
% of all assessments that were assess and review (rolling 12 month period)	3	6	50.0%	35.3%	33.5%
% of terminated courses where treatment was abandoned or discontinued (rolling 12 month period)	0	0	N/A	8.5%	7.2%
% of completed treatments indicating that PAR score was taken (year to date)	0	0	N/A	58.7%	58.9%
Rate of removable appliances per 100 fixed appliances - proposed treatment (rolling 12 month period)	1	2	50.00	6.99	5.66
Rate of removable appliances per 100 fixed appliances - completed treatment (rolling 12 month period)	0	0	N/A	6.41	4.88
% of courses of treatment with removable appliances only - proposed treatment (rolling 12 month period)	1	3	33.3%	2.5%	2.1%
% of courses of treatment with removable appliances only - completed treatment (rolling 12 month period)	0	0	N/A	1.8%	1.5%
% of patients satisfied with the treatment they have received (rolling 12 month period)	0	0	N/A	95.6%	95.7%

\* Figures in italics indicate that the base number is less than 100.

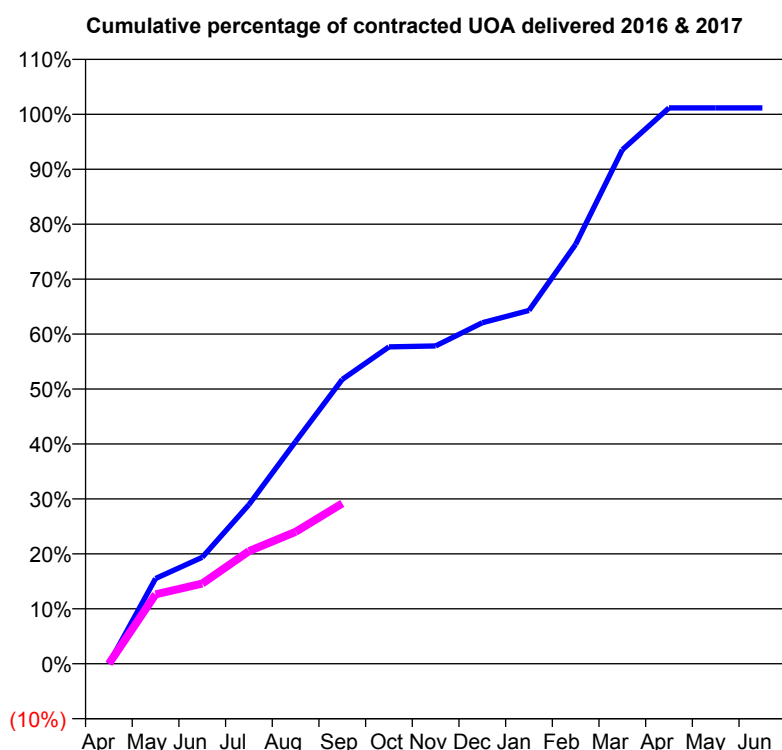
**Q55 - Vital Signs Orthodontic At a Glance Contract Report for 269891/0001 - September 2016**

Name or company name	MR C NEWTON
Contract type name	GDS Contract
Purpose of contract	General and Orthodontic
Contract start date	01/04/2008
Contract end date	

16/17 Contracted general activity (UDA)	25,789
Carry forward general activity (UDA)	0
16/17 Contracted orthodontic activity (UOA)	1,220
Carry forward orthodontic activity (UOA)	0
Baseline contract value	£697,629.75

**ACCESS**

	Contract	England and Wales
24 month ratio of assessments to patient IDs	1.06	1.10

**ACTIVITY**


Month	Adjusted Scheduled Activity (UOA)	
	2016	2017
April	0	0
May	173	154
June	216	178
July	323	250
August	451	293
September	577	356
October	643	
November	645	
December	692	
January	717	
February	851	
March	1,043	
April	1,128	
May	1,128	
June	1,128	

**QUALITY**

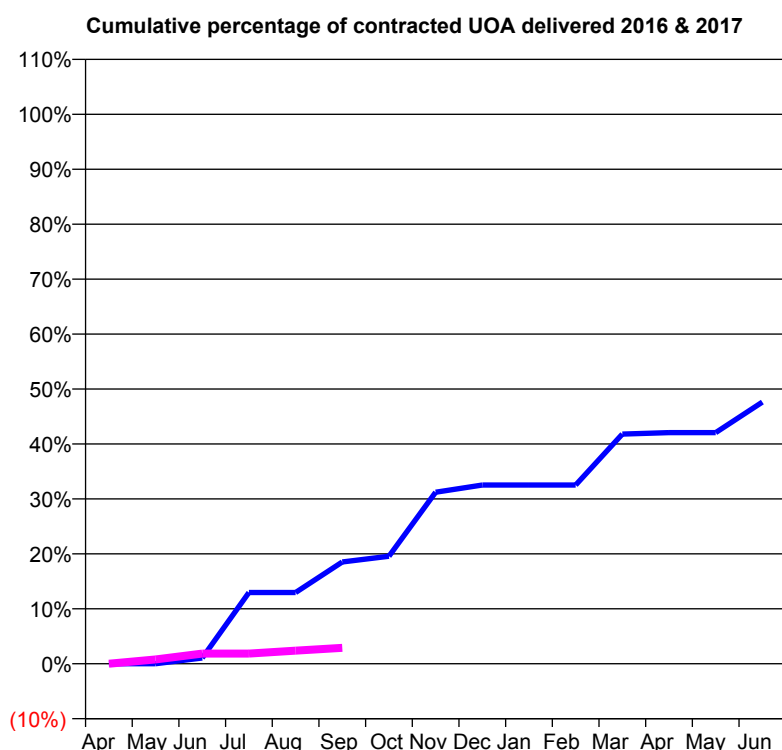
	Contract Quantity	Contract Base Number	Contract *	Region	England
% of all assessments that were assess and fit appliances (rolling 12 month period)	44	80	55.0%	53.0%	54.1%
% of all assessments that were assess and refuse (rolling 12 month period)	1	80	1.3%	11.7%	12.4%
% of all assessments that were assess and review (rolling 12 month period)	35	80	43.8%	35.3%	33.5%
% of terminated courses where treatment was abandoned or discontinued (rolling 12 month period)	2	42	4.8%	8.5%	7.2%
% of completed treatments indicating that PAR score was taken (year to date)	13	15	86.7%	58.7%	58.9%
Rate of removable appliances per 100 fixed appliances - proposed treatment (rolling 12 month period)	5	82	6.10	6.99	5.66
Rate of removable appliances per 100 fixed appliances - completed treatment (rolling 12 month period)	3	78	3.85	6.41	4.88
% of courses of treatment with removable appliances only - proposed treatment (rolling 12 month period)	3	44	6.8%	2.5%	2.1%
% of courses of treatment with removable appliances only - completed treatment (rolling 12 month period)	1	40	2.5%	1.8%	1.5%
% of patients satisfied with the treatment they have received (rolling 12 month period)	1	1	100.0%	95.6%	95.7%

\* Figures in italics indicate that the base number is less than 100.

**Q55 - Vital Signs Orthodontic At a Glance Contract Report for 305146/0001 - September 2016**

Name or company name	MR C DOODY	16/17 Contracted general activity (UDA)	0
Contract type name	PDS Contract	Carry forward general activity (UDA)	0
Purpose of contract	Orthodontic	16/17 Contracted orthodontic activity (UOA)	378
Contract start date	01/04/2006	Carry forward orthodontic activity (UOA)	0
Contract end date	31/03/2018	Baseline contract value	£1.01

ACCESS	Contract	England and Wales
24 month ratio of assessments to patient IDs	1.09	1.10

**ACTIVITY**


Month	Adjusted Scheduled Activity (UOA)	
	2016	2017
April	0	0
May	0	3
June	4	7
July	49	7
August	49	9
September	70	11
October	74	
November	118	
December	123	
January	123	
February	123	
March	158	
April	159	
May	159	
June	180	

QUALITY	Contract Quantity	Contract Base Number	Contract *	Region	England
% of all assessments that were assess and fit appliances (rolling 12 month period)	6	40	15.0%	53.0%	54.1%
% of all assessments that were assess and refuse (rolling 12 month period)	0	40	0.0%	11.7%	12.4%
% of all assessments that were assess and review (rolling 12 month period)	34	40	85.0%	35.3%	33.5%
% of terminated courses where treatment was abandoned or discontinued (rolling 12 month period)	0	9	0.0%	8.5%	7.2%
% of completed treatments indicating that PAR score was taken (year to date)	0	5	0.0%	58.7%	58.9%
Rate of removable appliances per 100 fixed appliances - proposed treatment (rolling 12 month period)	0	9	0.00	6.99	5.66
Rate of removable appliances per 100 fixed appliances - completed treatment (rolling 12 month period)	0	0	N/A	6.41	4.88
% of courses of treatment with removable appliances only - proposed treatment (rolling 12 month period)	0	6	0.0%	2.5%	2.1%
% of courses of treatment with removable appliances only - completed treatment (rolling 12 month period)	0	9	0.0%	1.8%	1.5%
% of patients satisfied with the treatment they have received (rolling 12 month period)	0	0	N/A	95.6%	95.7%

\* Figures in italics indicate that the base number is less than 100.

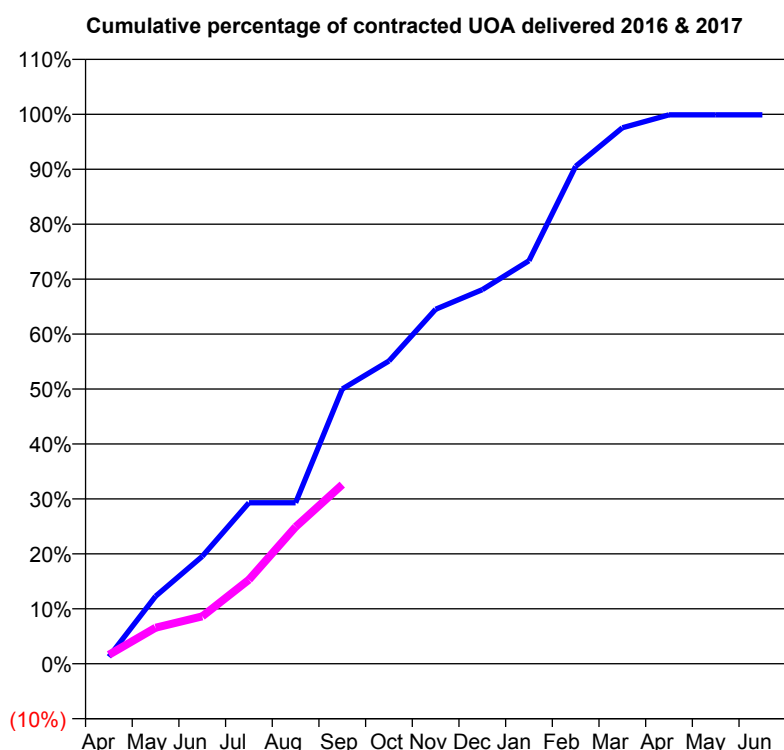
**Q55 - Vital Signs Orthodontic At a Glance Contract Report for 319171/0001 - September 2016**

Name or company name	MR PJ DOUGLAS
Contract type name	GDS Contract
Purpose of contract	General and Orthodontic
Contract start date	01/04/2006
Contract end date	

16/17 Contracted general activity (UDA)	644
Carry forward general activity (UDA)	0
16/17 Contracted orthodontic activity (UOA)	9,040
Carry forward orthodontic activity (UOA)	0
Baseline contract value	£574,979.14

**ACCESS**

	Contract	England and Wales
24 month ratio of assessments to patient IDs	1.21	1.10

**ACTIVITY**


Month	Adjusted Scheduled Activity (UOA)	
	2016	2017
April	94	147
May	912	593
June	1,451	780
July	2,176	1,384
August	2,176	2,251
September	3,712	2,947
October	4,090	
November	4,789	
December	5,054	
January	5,444	
February	6,720	
March	7,241	
April	7,415	
May	7,415	
June	7,415	

**QUALITY**

	Contract Quantity	Contract Base Number	Contract *	Region	England
% of all assessments that were assess and fit appliances (rolling 12 month period)	287	1,015	28.3%	53.0%	54.1%
% of all assessments that were assess and refuse (rolling 12 month period)	103	1,015	10.1%	11.7%	12.4%
% of all assessments that were assess and review (rolling 12 month period)	625	1,015	61.6%	35.3%	33.5%
% of terminated courses where treatment was abandoned or discontinued (rolling 12 month period)	8	197	4.1%	8.5%	7.2%
% of completed treatments indicating that PAR score was taken (year to date)	0	14	0.0%	58.7%	58.9%
Rate of removable appliances per 100 fixed appliances - proposed treatment (rolling 12 month period)	9	396	2.27	6.99	5.66
Rate of removable appliances per 100 fixed appliances - completed treatment (rolling 12 month period)	1	8	12.50	6.41	4.88
% of courses of treatment with removable appliances only - proposed treatment (rolling 12 month period)	9	287	3.1%	2.5%	2.1%
% of courses of treatment with removable appliances only - completed treatment (rolling 12 month period)	1	189	0.5%	1.8%	1.5%
% of patients satisfied with the treatment they have received (rolling 12 month period)	8	8	100.0%	95.6%	95.7%

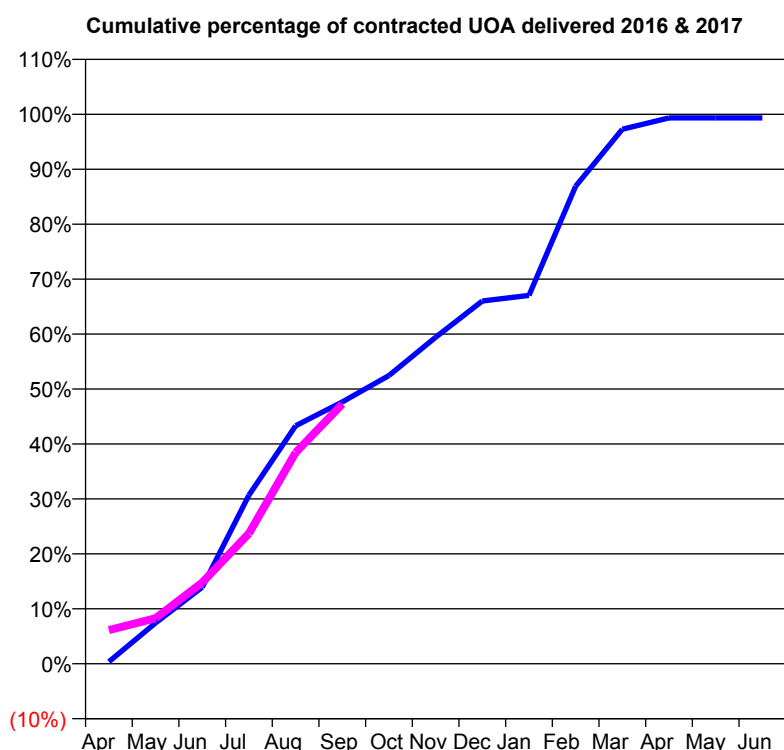
\* Figures in italics indicate that the base number is less than 100.

**Q55 - Vital Signs Orthodontic At a Glance Contract Report for 331864/0001 - September 2016**

Name or company name	MISS L KO	16/17 Contracted general activity (UDA)	28,035
Contract type name	GDS Contract	Carry forward general activity (UDA)	0
Purpose of contract	General and Orthodontic	16/17 Contracted orthodontic activity (UOA)	1,062
Contract start date	01/04/2006	Carry forward orthodontic activity (UOA)	0
Contract end date		Baseline contract value	£714,896.20

**ACCESS**

	Contract	England and Wales
24 month ratio of assessments to patient IDs	1.33	1.10

**ACTIVITY**


Month	Adjusted Scheduled Activity (UOA)	
	2016	2017
April	4	65
May	79	88
June	148	157
July	326	252
August	460	408
September	506	502
October	557	
November	631	
December	701	
January	712	
February	923	
March	1,033	
April	1,055	
May	1,055	
June	1,055	

**QUALITY**

	Contract Quantity	Contract Base Number	Contract *	Region	England
% of all assessments that were assess and fit appliances (rolling 12 month period)	46	149	30.9%	53.0%	54.1%
% of all assessments that were assess and refuse (rolling 12 month period)	10	149	6.7%	11.7%	12.4%
% of all assessments that were assess and review (rolling 12 month period)	93	149	62.4%	35.3%	33.5%
% of terminated courses where treatment was abandoned or discontinued (rolling 12 month period)	3	46	6.5%	8.5%	7.2%
% of completed treatments indicating that PAR score was taken (year to date)	12	21	57.1%	58.7%	58.9%
Rate of removable appliances per 100 fixed appliances - proposed treatment (rolling 12 month period)	0	37	0.00	6.99	5.66
Rate of removable appliances per 100 fixed appliances - completed treatment (rolling 12 month period)	0	20	0.00	6.41	4.88
% of courses of treatment with removable appliances only - proposed treatment (rolling 12 month period)	0	46	0.0%	2.5%	2.1%
% of courses of treatment with removable appliances only - completed treatment (rolling 12 month period)	0	43	0.0%	1.8%	1.5%
% of patients satisfied with the treatment they have received (rolling 12 month period)	0	0	N/A	95.6%	95.7%

\* Figures in italics indicate that the base number is less than 100.



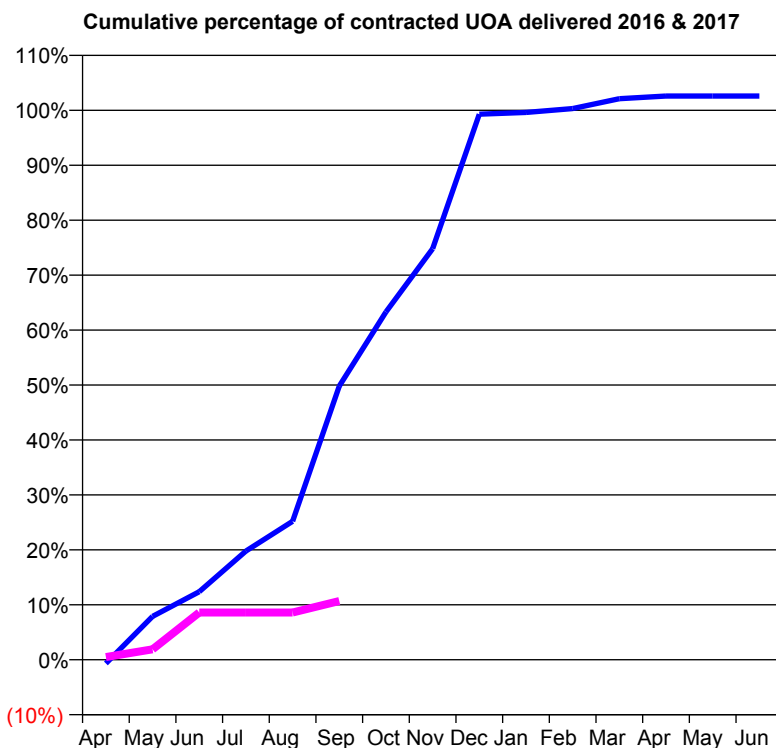
**Q55 - Vital Signs Orthodontic At a Glance Contract Report for 361054/0001 - September 2016**

Name or company name	MISS CL WILLIAMS
Contract type name	PDS Contract
Purpose of contract	Orthodontic
Contract start date	01/04/2012
Contract end date	31/03/2017

16/17 Contracted general activity (UDA)	0
Carry forward general activity (UDA)	0
16/17 Contracted orthodontic activity (UOA)	1,000
Carry forward orthodontic activity (UOA)	0
Baseline contract value	£56,828.20

**ACCESS**

	Contract	England and Wales
24 month ratio of assessments to patient IDs	1.07	1.10

**ACTIVITY**


Month	Adjusted Scheduled Activity (UOA)	
	2016	2017
April	-7	5
May	79	19
June	124	86
July	198	86
August	252	86
September	498	107
October	633	
November	748	
December	993	
January	996	
February	1,003	
March	1,021	
April	1,026	
May	1,026	
June	1,026	

**QUALITY**

	Contract Quantity	Contract Base Number	Contract *	Region	England
% of all assessments that were assess and fit appliances (rolling 12 month period)	28	109	25.7%	53.0%	54.1%
% of all assessments that were assess and refuse (rolling 12 month period)	9	109	8.3%	11.7%	12.4%
% of all assessments that were assess and review (rolling 12 month period)	72	109	66.1%	35.3%	33.5%
% of terminated courses where treatment was abandoned or discontinued (rolling 12 month period)	1	11	9.1%	8.5%	7.2%
% of completed treatments indicating that PAR score was taken (year to date)	1	1	100.0%	58.7%	58.9%
Rate of removable appliances per 100 fixed appliances - proposed treatment (rolling 12 month period)	9	9	100.00	6.99	5.66
Rate of removable appliances per 100 fixed appliances - completed treatment (rolling 12 month period)	1	12	8.33	6.41	4.88
% of courses of treatment with removable appliances only - proposed treatment (rolling 12 month period)	8	28	28.6%	2.5%	2.1%
% of courses of treatment with removable appliances only - completed treatment (rolling 12 month period)	0	10	0.0%	1.8%	1.5%
% of patients satisfied with the treatment they have received (rolling 12 month period)	1	1	100.0%	95.6%	95.7%

\* Figures in italics indicate that the base number is less than 100.

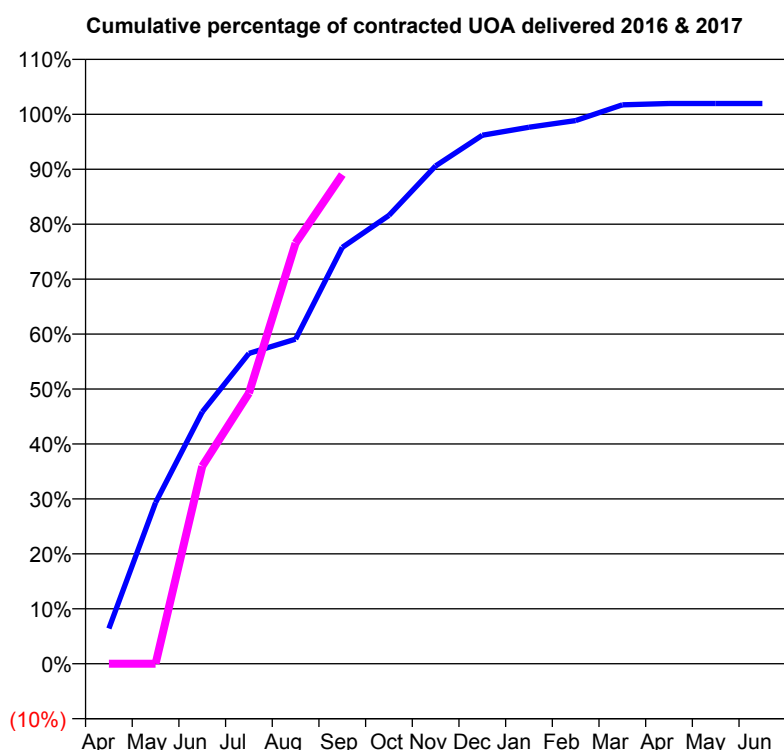
**Q55 - Vital Signs Orthodontic At a Glance Contract Report for 638900/0001 - September 2016**

Name or company name	MR RM SKEGGS
Contract type name	PDS Contract
Purpose of contract	Orthodontic
Contract start date	06/10/2007
Contract end date	31/03/2018

16/17 Contracted general activity (UDA)	0
Carry forward general activity (UDA)	0
16/17 Contracted orthodontic activity (UOA)	9,712
Carry forward orthodontic activity (UOA)	0
Baseline contract value	£634,883.13

**ACCESS**

	Contract	England and Wales
24 month ratio of assessments to patient IDs	1.01	1.10

**ACTIVITY**


Month	Adjusted Scheduled Activity (UOA)	
	2016	2017
April	562	0
May	2,564	0
June	4,009	3,492
July	4,941	4,784
August	5,167	7,434
September	6,628	8,646
October	7,137	
November	7,924	
December	8,412	
January	8,540	
February	8,645	
March	8,897	
April	8,918	
May	8,918	
June	8,918	

**QUALITY**

	Contract Quantity	Contract Base Number	Contract *	Region	England
% of all assessments that were assess and fit appliances (rolling 12 month period)	486	1,265	38.4%	53.0%	54.1%
% of all assessments that were assess and refuse (rolling 12 month period)	181	1,265	14.3%	11.7%	12.4%
% of all assessments that were assess and review (rolling 12 month period)	598	1,265	47.3%	35.3%	33.5%
% of terminated courses where treatment was abandoned or discontinued (rolling 12 month period)	56	478	11.7%	8.5%	7.2%
% of completed treatments indicating that PAR score was taken (year to date)	197	205	96.1%	58.7%	58.9%
Rate of removable appliances per 100 fixed appliances - proposed treatment (rolling 12 month period)	13	955	1.36	6.99	5.66
Rate of removable appliances per 100 fixed appliances - completed treatment (rolling 12 month period)	14	831	1.68	6.41	4.88
% of courses of treatment with removable appliances only - proposed treatment (rolling 12 month period)	0	486	0.0%	2.5%	2.1%
% of courses of treatment with removable appliances only - completed treatment (rolling 12 month period)	0	422	0.0%	1.8%	1.5%
% of patients satisfied with the treatment they have received (rolling 12 month period)	11	11	100.0%	95.6%	95.7%

\* Figures in italics indicate that the base number is less than 100.

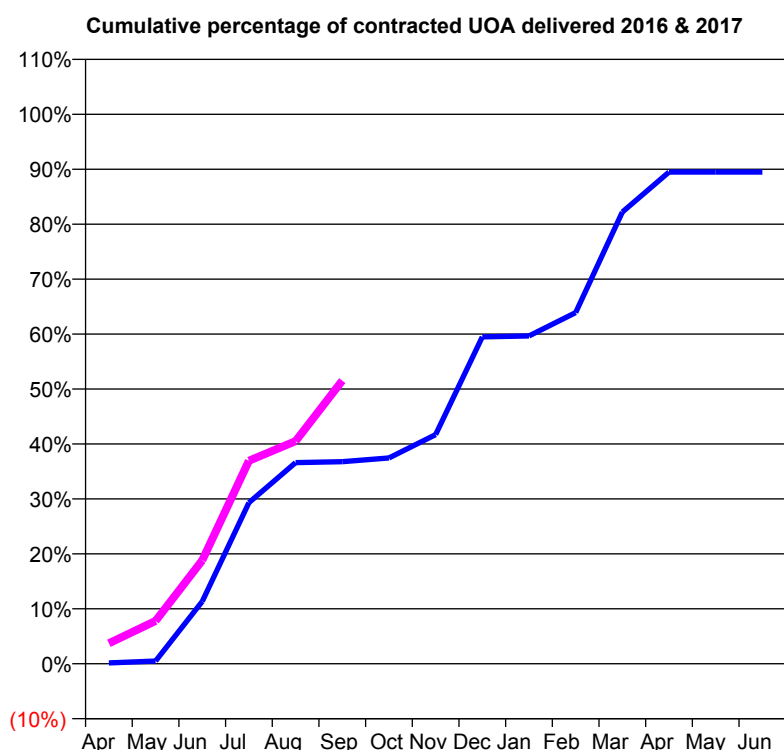
**Q55 - Vital Signs Orthodontic At a Glance Contract Report for 653861/0001 - September 2016**

Name or company name	MR AF CHALMERS
Contract type name	GDS Contract
Purpose of contract	General and Orthodontic
Contract start date	01/04/2006
Contract end date	

16/17 Contracted general activity (UDA)	15,500
Carry forward general activity (UDA)	0
16/17 Contracted orthodontic activity (UOA)	590
Carry forward orthodontic activity (UOA)	0
Baseline contract value	£455,469.40

**ACCESS**

	Contract	England and Wales
24 month ratio of assessments to patient IDs	1.09	1.10

**ACTIVITY**


Month	Adjusted Scheduled Activity (UOA)	
	2016	2017
April	1	22
May	3	46
June	67	111
July	173	218
August	216	239
September	217	304
October	221	
November	246	
December	351	
January	352	
February	377	
March	485	
April	528	
May	528	
June	528	

**QUALITY**

	Contract Quantity	Contract Base Number	Contract *	Region	England
% of all assessments that were assess and fit appliances (rolling 12 month period)	28	55	50.9%	53.0%	54.1%
% of all assessments that were assess and refuse (rolling 12 month period)	2	55	3.6%	11.7%	12.4%
% of all assessments that were assess and review (rolling 12 month period)	25	55	45.5%	35.3%	33.5%
% of terminated courses where treatment was abandoned or discontinued (rolling 12 month period)	2	23	8.7%	8.5%	7.2%
% of completed treatments indicating that PAR score was taken (year to date)	14	14	100.0%	58.7%	58.9%
Rate of removable appliances per 100 fixed appliances - proposed treatment (rolling 12 month period)	0	0	N/A	6.99	5.66
Rate of removable appliances per 100 fixed appliances - completed treatment (rolling 12 month period)	0	0	N/A	6.41	4.88
% of courses of treatment with removable appliances only - proposed treatment (rolling 12 month period)	0	28	0.0%	2.5%	2.1%
% of courses of treatment with removable appliances only - completed treatment (rolling 12 month period)	0	21	0.0%	1.8%	1.5%
% of patients satisfied with the treatment they have received (rolling 12 month period)	1	1	100.0%	95.6%	95.7%

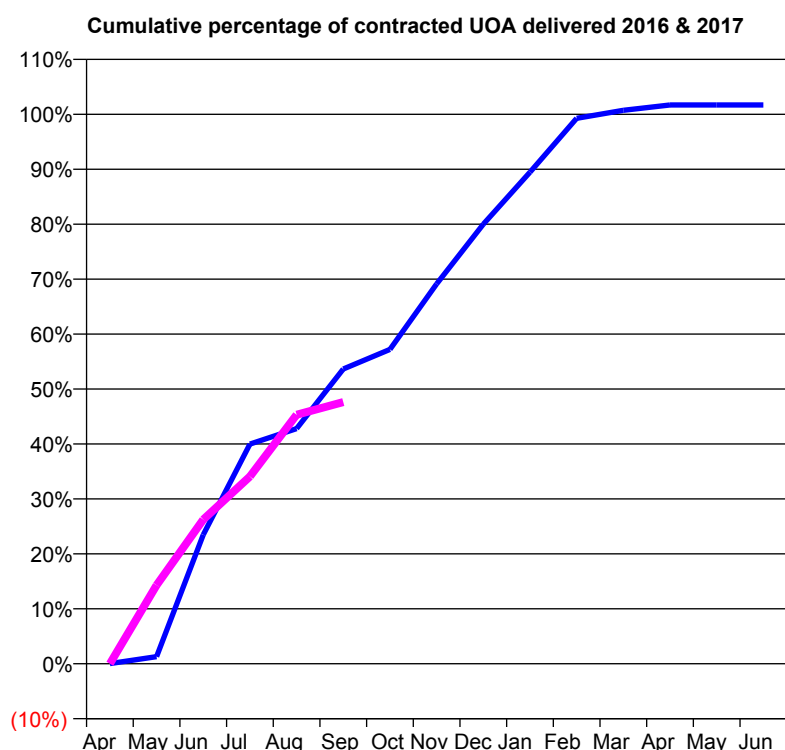
\* Figures in italics indicate that the base number is less than 100.

**Q55 - Vital Signs Orthodontic At a Glance Contract Report for 657247/0001 - September 2016**

Name or company name	MR RV PATEL	16/17 Contracted general activity (UDA)	0
Contract type name	PDS Contract	Carry forward general activity (UDA)	0
Purpose of contract	Orthodontic	16/17 Contracted orthodontic activity (UOA)	8,936
Contract start date	01/04/2006	Carry forward orthodontic activity (UOA)	0
Contract end date	31/03/2018	Baseline contract value	£535,913.46

**ACCESS**

	Contract	England and Wales
24 month ratio of assessments to patient IDs	1.10	1.10

**ACTIVITY**


Month	Adjusted Scheduled Activity (UOA)	
	2016	2017
April	3	0
May	90	1,279
June	1,624	2,345
July	2,766	3,045
August	2,962	4,050
September	3,712	4,256
October	3,959	
November	4,783	
December	5,535	
January	6,190	
February	6,869	
March	6,970	
April	7,037	
May	7,037	
June	7,037	

**QUALITY**

	Contract Quantity	Contract Base Number	Contract *	Region	England
% of all assessments that were assess and fit appliances (rolling 12 month period)	325	1,153	28.2%	53.0%	54.1%
% of all assessments that were assess and refuse (rolling 12 month period)	67	1,153	5.8%	11.7%	12.4%
% of all assessments that were assess and review (rolling 12 month period)	761	1,153	66.0%	35.3%	33.5%
% of terminated courses where treatment was abandoned or discontinued (rolling 12 month period)	15	207	7.2%	8.5%	7.2%
% of completed treatments indicating that PAR score was taken (year to date)	9	97	9.3%	58.7%	58.9%
Rate of removable appliances per 100 fixed appliances - proposed treatment (rolling 12 month period)	5	638	0.78	6.99	5.66
Rate of removable appliances per 100 fixed appliances - completed treatment (rolling 12 month period)	8	376	2.13	6.41	4.88
% of courses of treatment with removable appliances only - proposed treatment (rolling 12 month period)	2	325	0.6%	2.5%	2.1%
% of courses of treatment with removable appliances only - completed treatment (rolling 12 month period)	4	192	2.1%	1.8%	1.5%
% of patients satisfied with the treatment they have received (rolling 12 month period)	7	7	100.0%	95.6%	95.7%

\* Figures in italics indicate that the base number is less than 100.

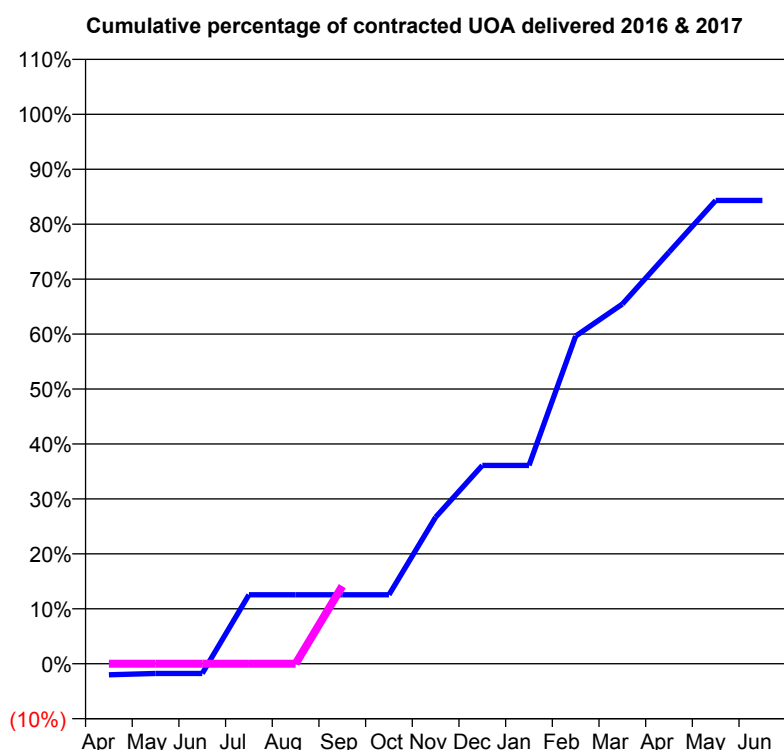
**Q55 - Vital Signs Orthodontic At a Glance Contract Report for 729388/0001 - September 2016**

Name or company name	MR JP WARD
Contract type name	GDS Contract
Purpose of contract	General and Orthodontic
Contract start date	01/04/2006
Contract end date	

16/17 Contracted general activity (UDA)	1,628
Carry forward general activity (UDA)	0
16/17 Contracted orthodontic activity (UOA)	446
Carry forward orthodontic activity (UOA)	0
Baseline contract value	£71,784.37

**ACCESS**

	Contract	England and Wales
24 month ratio of assessments to patient IDs	1.00	1.10

**ACTIVITY**


Month	Adjusted Scheduled Activity (UOA)	
	2016	2017
April	-9	0
May	-8	0
June	-8	0
July	56	0
August	56	0
September	56	63
October	56	
November	119	
December	161	
January	161	
February	266	
March	292	
April	334	
May	376	
June	376	

**QUALITY**

	Contract Quantity	Contract Base Number	Contract *	Region	England
% of all assessments that were assess and fit appliances (rolling 12 month period)	19	20	95.0%	53.0%	54.1%
% of all assessments that were assess and refuse (rolling 12 month period)	1	20	5.0%	11.7%	12.4%
% of all assessments that were assess and review (rolling 12 month period)	0	20	0.0%	35.3%	33.5%
% of terminated courses where treatment was abandoned or discontinued (rolling 12 month period)	0	19	0.0%	8.5%	7.2%
% of completed treatments indicating that PAR score was taken (year to date)	2	2	100.0%	58.7%	58.9%
Rate of removable appliances per 100 fixed appliances - proposed treatment (rolling 12 month period)	4	35	11.43	6.99	5.66
Rate of removable appliances per 100 fixed appliances - completed treatment (rolling 12 month period)	0	35	0.00	6.41	4.88
% of courses of treatment with removable appliances only - proposed treatment (rolling 12 month period)	1	19	5.3%	2.5%	2.1%
% of courses of treatment with removable appliances only - completed treatment (rolling 12 month period)	0	19	0.0%	1.8%	1.5%
% of patients satisfied with the treatment they have received (rolling 12 month period)	0	0	N/A	95.6%	95.7%

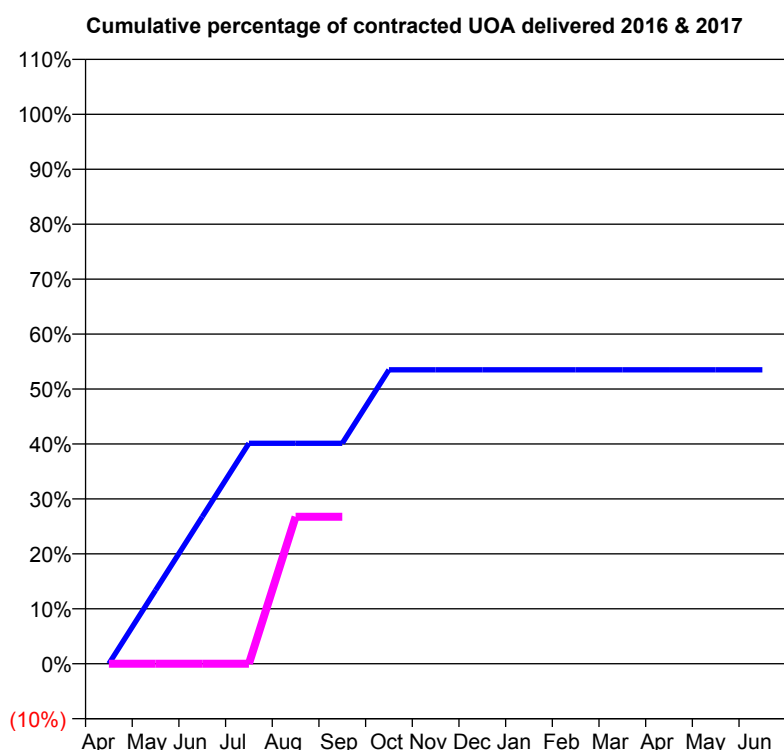
\* Figures in italics indicate that the base number is less than 100.

**Q55 - Vital Signs Orthodontic At a Glance Contract Report for 741620/0001 - September 2016**

Name or company name	MR NC ROSENBAUM
Contract type name	PDS Contract
Purpose of contract	Orthodontic
Contract start date	01/04/2006
Contract end date	31/03/2018

16/17 Contracted general activity (UDA)	0
Carry forward general activity (UDA)	0
16/17 Contracted orthodontic activity (UOA)	157
Carry forward orthodontic activity (UOA)	0
Baseline contract value	£9,448.22

ACCESS	Contract	England and Wales
24 month ratio of assessments to patient IDs	1.00	1.10

**ACTIVITY**


Month	Adjusted Scheduled Activity (UOA)	
	2016	2017
April	0	0
May	21	0
June	42	0
July	63	0
August	63	42
September	63	42
October	84	
November	84	
December	84	
January	84	
February	84	
March	84	
April	84	
May	84	
June	84	

**QUALITY**

	Contract Quantity	Contract Base Number	Contract *	Region	England
% of all assessments that were assess and fit appliances (rolling 12 month period)	4	4	100.0%	53.0%	54.1%
% of all assessments that were assess and refuse (rolling 12 month period)	0	4	0.0%	11.7%	12.4%
% of all assessments that were assess and review (rolling 12 month period)	0	4	0.0%	35.3%	33.5%
% of terminated courses where treatment was abandoned or discontinued (rolling 12 month period)	0	4	0.0%	8.5%	7.2%
% of completed treatments indicating that PAR score was taken (year to date)	1	1	100.0%	58.7%	58.9%
Rate of removable appliances per 100 fixed appliances - proposed treatment (rolling 12 month period)	0	8	0.00	6.99	5.66
Rate of removable appliances per 100 fixed appliances - completed treatment (rolling 12 month period)	0	0	N/A	6.41	4.88
% of courses of treatment with removable appliances only - proposed treatment (rolling 12 month period)	0	4	0.0%	2.5%	2.1%
% of courses of treatment with removable appliances only - completed treatment (rolling 12 month period)	0	4	0.0%	1.8%	1.5%
% of patients satisfied with the treatment they have received (rolling 12 month period)	0	0	N/A	95.6%	95.7%

\* Figures in italics indicate that the base number is less than 100.

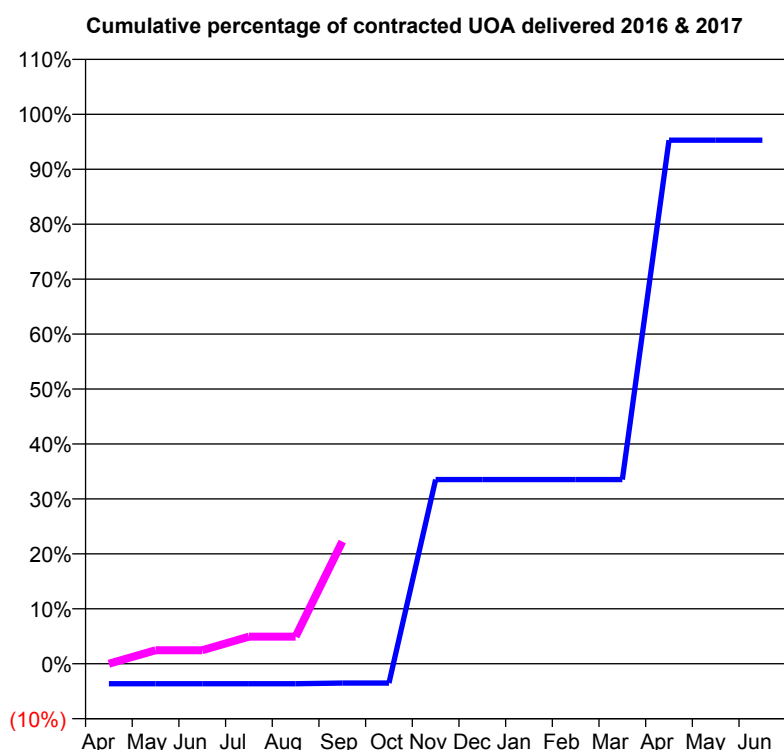
**Q55 - Vital Signs Orthodontic At a Glance Contract Report for 746436/0002 - September 2016**

Name or company name	MR MN BURTON
Contract type name	GDS Contract
Purpose of contract	Orthodontic
Contract start date	01/04/2006
Contract end date	

16/17 Contracted general activity (UDA)	0
Carry forward general activity (UDA)	0
16/17 Contracted orthodontic activity (UOA)	850
Carry forward orthodontic activity (UOA)	0
Baseline contract value	£55,122.13

**ACCESS**

	Contract	England and Wales
24 month ratio of assessments to patient IDs	1.00	1.10

**ACTIVITY**


Month	Adjusted Scheduled Activity (UOA)	
	2016	2017
April	-31	0
May	-31	21
June	-31	21
July	-31	42
August	-31	42
September	-30	189
October	-30	
November	285	
December	285	
January	285	
February	285	
March	285	
April	810	
May	810	
June	810	

**QUALITY**

	Contract Quantity	Contract Base Number	Contract *	Region	England
% of all assessments that were assess and fit appliances (rolling 12 month period)	49	49	100.0%	53.0%	54.1%
% of all assessments that were assess and refuse (rolling 12 month period)	0	49	0.0%	11.7%	12.4%
% of all assessments that were assess and review (rolling 12 month period)	0	49	0.0%	35.3%	33.5%
% of terminated courses where treatment was abandoned or discontinued (rolling 12 month period)	0	16	0.0%	8.5%	7.2%
% of completed treatments indicating that PAR score was taken (year to date)	0	9	0.0%	58.7%	58.9%
Rate of removable appliances per 100 fixed appliances - proposed treatment (rolling 12 month period)	2	88	2.27	6.99	5.66
Rate of removable appliances per 100 fixed appliances - completed treatment (rolling 12 month period)	1	29	3.45	6.41	4.88
% of courses of treatment with removable appliances only - proposed treatment (rolling 12 month period)	0	49	0.0%	2.5%	2.1%
% of courses of treatment with removable appliances only - completed treatment (rolling 12 month period)	0	16	0.0%	1.8%	1.5%
% of patients satisfied with the treatment they have received (rolling 12 month period)	1	1	100.0%	95.6%	95.7%

\* Figures in italics indicate that the base number is less than 100.

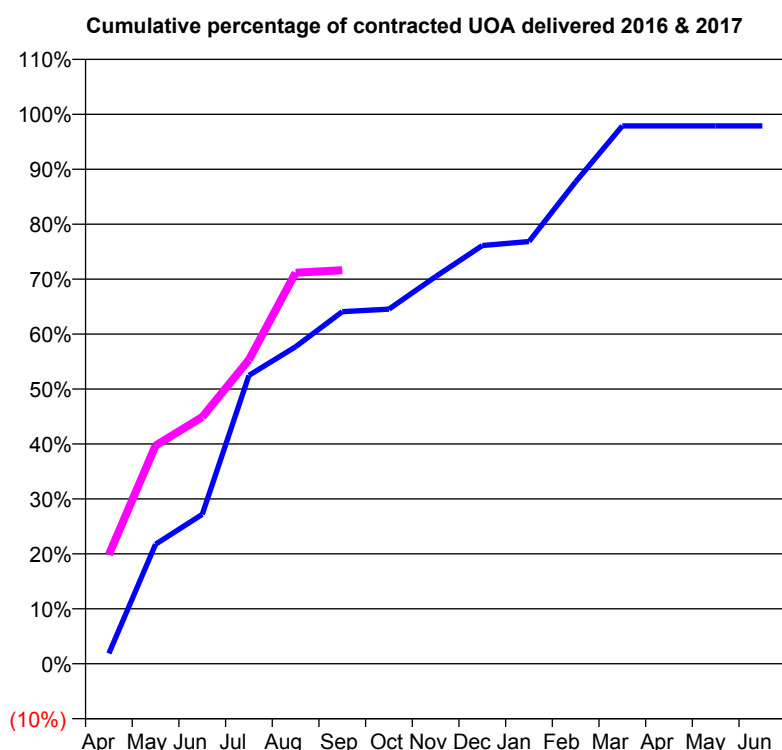
**Q55 - Vital Signs Orthodontic At a Glance Contract Report for 813842/0002 - September 2016**

Name or company name	MR DA DUNNING
Contract type name	GDS Contract
Purpose of contract	General and Orthodontic
Contract start date	01/04/2006
Contract end date	

16/17 Contracted general activity (UDA)	2,012
Carry forward general activity (UDA)	0
16/17 Contracted orthodontic activity (UOA)	423
Carry forward orthodontic activity (UOA)	0
Baseline contract value	£71,224.79

**ACCESS**

	Contract	England and Wales
24 month ratio of assessments to patient IDs	1.55	1.10

**ACTIVITY**


Month	Adjusted Scheduled Activity (UOA)	
	2016	2017
April	8	84
May	92	168
June	115	190
July	222	234
August	244	301
September	271	303
October	273	
November	298	
December	322	
January	325	
February	371	
March	414	
April	414	
May	414	
June	414	

**QUALITY**

	Contract Quantity	Contract Base Number	Contract *	Region	England
% of all assessments that were assess and fit appliances (rolling 12 month period)	20	48	41.7%	53.0%	54.1%
% of all assessments that were assess and refuse (rolling 12 month period)	1	48	2.1%	11.7%	12.4%
% of all assessments that were assess and review (rolling 12 month period)	27	48	56.3%	35.3%	33.5%
% of terminated courses where treatment was abandoned or discontinued (rolling 12 month period)	3	20	15.0%	8.5%	7.2%
% of completed treatments indicating that PAR score was taken (year to date)	8	8	100.0%	58.7%	58.9%
Rate of removable appliances per 100 fixed appliances - proposed treatment (rolling 12 month period)	0	27	0.00	6.99	5.66
Rate of removable appliances per 100 fixed appliances - completed treatment (rolling 12 month period)	1	28	3.57	6.41	4.88
% of courses of treatment with removable appliances only - proposed treatment (rolling 12 month period)	0	20	0.0%	2.5%	2.1%
% of courses of treatment with removable appliances only - completed treatment (rolling 12 month period)	0	17	0.0%	1.8%	1.5%
% of patients satisfied with the treatment they have received (rolling 12 month period)	0	0	N/A	95.6%	95.7%

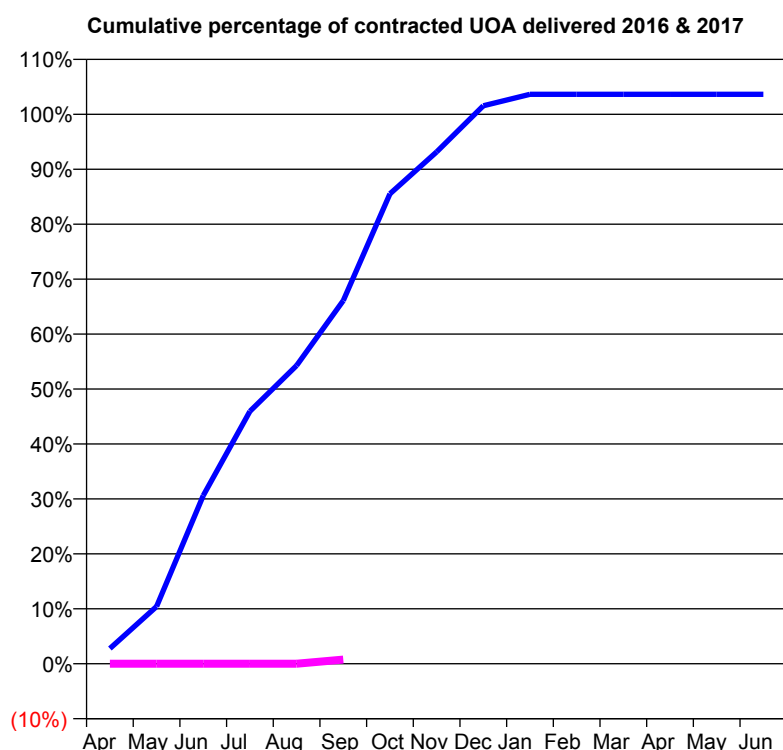
\* Figures in italics indicate that the base number is less than 100.



**Q55 - Vital Signs Orthodontic At a Glance Contract Report for 825050/0002 - September 2016**

Name or company name	MR LS MASTERSON	16/17 Contracted general activity (UDA)	0
Contract type name	GDS Contract	Carry forward general activity (UDA)	0
Purpose of contract	Orthodontic	16/17 Contracted orthodontic activity (UOA)	2,752
Contract start date	01/04/2006	Carry forward orthodontic activity (UOA)	0
Contract end date		Baseline contract value	£172,428.77

ACCESS	Contract	England and Wales
24 month ratio of assessments to patient IDs	1.00	1.10

**ACTIVITY**


Month	Adjusted Scheduled Activity (UOA)	
	2016	2017
April	84	0
May	315	0
June	926	0
July	1,390	0
August	1,642	0
September	1,999	21
October	2,587	
November	2,818	
December	3,072	
January	3,135	
February	3,135	
March	3,135	
April	3,135	
May	3,135	
June	3,135	

**QUALITY**

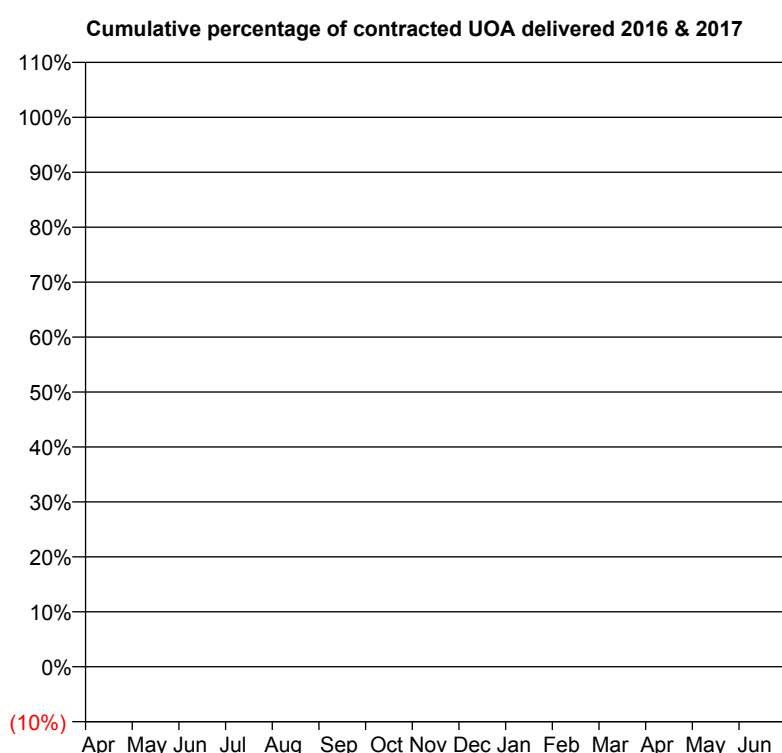
	Contract Quantity	Contract Base Number	Contract *	Region	England
% of all assessments that were assess and fit appliances (rolling 12 month period)	55	55	100.0%	53.0%	54.1%
% of all assessments that were assess and refuse (rolling 12 month period)	0	55	0.0%	11.7%	12.4%
% of all assessments that were assess and review (rolling 12 month period)	0	55	0.0%	35.3%	33.5%
% of terminated courses where treatment was abandoned or discontinued (rolling 12 month period)	5	145	3.4%	8.5%	7.2%
% of completed treatments indicating that PAR score was taken (year to date)	62	64	96.9%	58.7%	58.9%
Rate of removable appliances per 100 fixed appliances - proposed treatment (rolling 12 month period)	1	106	0.94	6.99	5.66
Rate of removable appliances per 100 fixed appliances - completed treatment (rolling 12 month period)	1	269	0.37	6.41	4.88
% of courses of treatment with removable appliances only - proposed treatment (rolling 12 month period)	1	55	1.8%	2.5%	2.1%
% of courses of treatment with removable appliances only - completed treatment (rolling 12 month period)	1	140	0.7%	1.8%	1.5%
% of patients satisfied with the treatment they have received (rolling 12 month period)	2	2	100.0%	95.6%	95.7%

\* Figures in italics indicate that the base number is less than 100.

**Q55 - Vital Signs Orthodontic At a Glance Contract Report for 833517/0001 - September 2016**

Name or company name	MISS NS FRY	16/17 Contracted general activity (UDA)	8,960
Contract type name	GDS Contract	Carry forward general activity (UDA)	0
Purpose of contract	General	16/17 Contracted orthodontic activity (UOA)	0
Contract start date	01/04/2006	Carry forward orthodontic activity (UOA)	0
Contract end date		Baseline contract value	£203,205.57

ACCESS	Contract	England and Wales
24 month ratio of assessments to patient IDs	1.14	1.10

**ACTIVITY**


Month	Adjusted Scheduled Activity (UOA)	
	2016	2017
April	17	0
May	41	0
June	42	1
July	47	1
August	49	2
September	54	2
October	54	
November	265	
December	268	
January	479	
February	479	
March	479	
April	479	
May	479	
June	479	

**QUALITY**

	Contract Quantity	Contract Base Number	Contract *	Region	England
% of all assessments that were assess and fit appliances (rolling 12 month period)	21	28	75.0%	53.0%	54.1%
% of all assessments that were assess and refuse (rolling 12 month period)	2	28	7.1%	11.7%	12.4%
% of all assessments that were assess and review (rolling 12 month period)	5	28	17.9%	35.3%	33.5%
% of terminated courses where treatment was abandoned or discontinued (rolling 12 month period)	2	12	16.7%	8.5%	7.2%
% of completed treatments indicating that PAR score was taken (year to date)	0	3	0.0%	58.7%	58.9%
Rate of removable appliances per 100 fixed appliances - proposed treatment (rolling 12 month period)	0	0	N/A	6.99	5.66
Rate of removable appliances per 100 fixed appliances - completed treatment (rolling 12 month period)	0	0	N/A	6.41	4.88
% of courses of treatment with removable appliances only - proposed treatment (rolling 12 month period)	0	21	0.0%	2.5%	2.1%
% of courses of treatment with removable appliances only - completed treatment (rolling 12 month period)	0	10	0.0%	1.8%	1.5%
% of patients satisfied with the treatment they have received (rolling 12 month period)	0	0	N/A	95.6%	95.7%

\* Figures in italics indicate that the base number is less than 100.

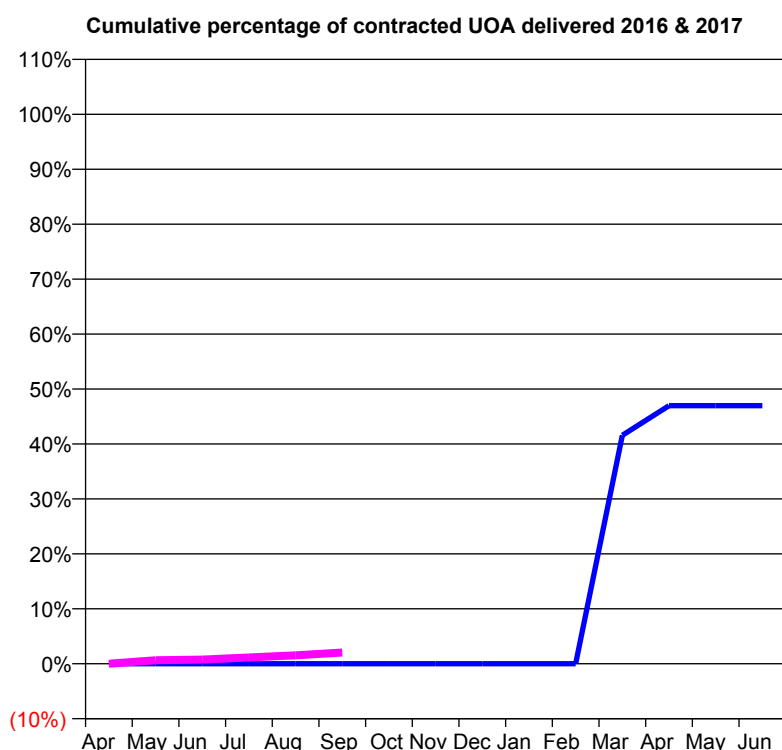
**Q55 - Vital Signs Orthodontic At a Glance Contract Report for 833517/0002 - September 2016**

Name or company name	MISS NS FRY
Contract type name	GDS Contract
Purpose of contract	Orthodontic
Contract start date	01/04/2015
Contract end date	

16/17 Contracted general activity (UDA)	0
Carry forward general activity (UDA)	0
16/17 Contracted orthodontic activity (UOA)	777
Carry forward orthodontic activity (UOA)	0
Baseline contract value	£50,330.23

**ACCESS**

	Contract	England and Wales
24 month ratio of assessments to patient IDs	1.03	1.10

**ACTIVITY**


Month	Adjusted Scheduled Activity (UOA)	
	2016	2017
April	0	0
May	0	5
June	0	6
July	0	9
August	0	12
September	0	16
October	0	
November	0	
December	0	
January	0	
February	0	
March	323	
April	365	
May	365	
June	365	

**QUALITY**

	Contract Quantity	Contract Base Number	Contract *	Region	England
% of all assessments that were assess and fit appliances (rolling 12 month period)	17	41	41.5%	53.0%	54.1%
% of all assessments that were assess and refuse (rolling 12 month period)	7	41	17.1%	11.7%	12.4%
% of all assessments that were assess and review (rolling 12 month period)	17	41	41.5%	35.3%	33.5%
% of terminated courses where treatment was abandoned or discontinued (rolling 12 month period)	1	1	100.0%	8.5%	7.2%
% of completed treatments indicating that PAR score was taken (year to date)	0	0	N/A	58.7%	58.9%
Rate of removable appliances per 100 fixed appliances - proposed treatment (rolling 12 month period)	0	0	N/A	6.99	5.66
Rate of removable appliances per 100 fixed appliances - completed treatment (rolling 12 month period)	0	0	N/A	6.41	4.88
% of courses of treatment with removable appliances only - proposed treatment (rolling 12 month period)	0	17	0.0%	2.5%	2.1%
% of courses of treatment with removable appliances only - completed treatment (rolling 12 month period)	0	0	N/A	1.8%	1.5%
% of patients satisfied with the treatment they have received (rolling 12 month period)	2	2	100.0%	95.6%	95.7%

\* Figures in italics indicate that the base number is less than 100.

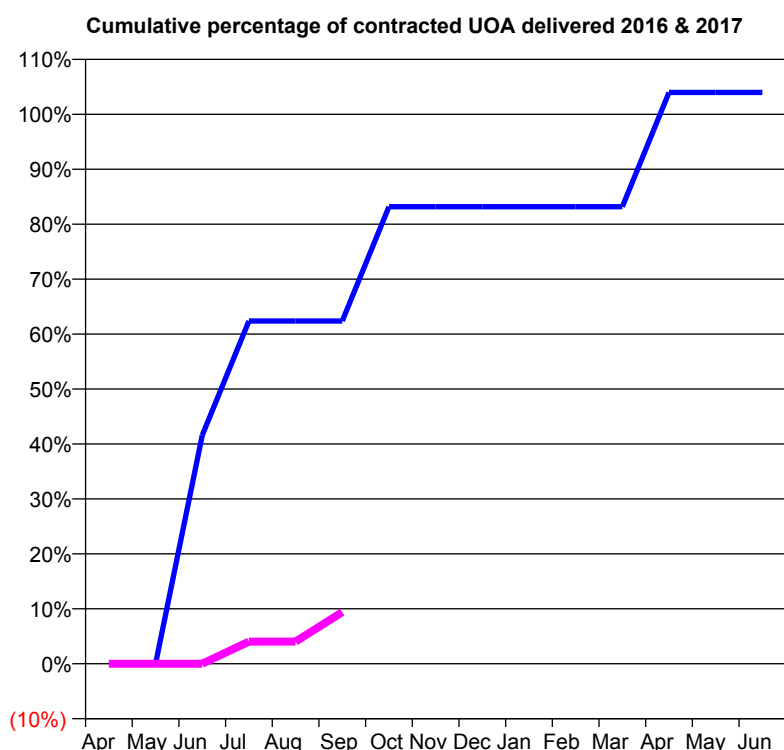
**Q55 - Vital Signs Orthodontic At a Glance Contract Report for 931136/0001 - September 2016**

Name or company name	MR TJ MALHI
Contract type name	GDS Contract
Purpose of contract	General and Orthodontic
Contract start date	01/04/2006
Contract end date	

16/17 Contracted general activity (UDA)	28,031
Carry forward general activity (UDA)	0
16/17 Contracted orthodontic activity (UOA)	521
Carry forward orthodontic activity (UOA)	0
Baseline contract value	£708,873.42

**ACCESS**

	Contract	England and Wales
24 month ratio of assessments to patient IDs	1.07	1.10

**ACTIVITY**


Month	Adjusted Scheduled Activity (UOA)	
	2016	2017
April	0	0
May	0	0
June	42	0
July	63	21
August	63	21
September	63	49
October	84	
November	84	
December	84	
January	84	
February	84	
March	84	
April	105	
May	105	
June	105	

**QUALITY**

	Contract Quantity	Contract Base Number	Contract *	Region	England
% of all assessments that were assess and fit appliances (rolling 12 month period)	6	9	66.7%	53.0%	54.1%
% of all assessments that were assess and refuse (rolling 12 month period)	0	9	0.0%	11.7%	12.4%
% of all assessments that were assess and review (rolling 12 month period)	3	9	33.3%	35.3%	33.5%
% of terminated courses where treatment was abandoned or discontinued (rolling 12 month period)	0	5	0.0%	8.5%	7.2%
% of completed treatments indicating that PAR score was taken (year to date)	2	2	100.0%	58.7%	58.9%
Rate of removable appliances per 100 fixed appliances - proposed treatment (rolling 12 month period)	0	6	0.00	6.99	5.66
Rate of removable appliances per 100 fixed appliances - completed treatment (rolling 12 month period)	0	4	0.00	6.41	4.88
% of courses of treatment with removable appliances only - proposed treatment (rolling 12 month period)	0	6	0.0%	2.5%	2.1%
% of courses of treatment with removable appliances only - completed treatment (rolling 12 month period)	0	5	0.0%	1.8%	1.5%
% of patients satisfied with the treatment they have received (rolling 12 month period)	0	0	N/A	95.6%	95.7%

\* Figures in italics indicate that the base number is less than 100.

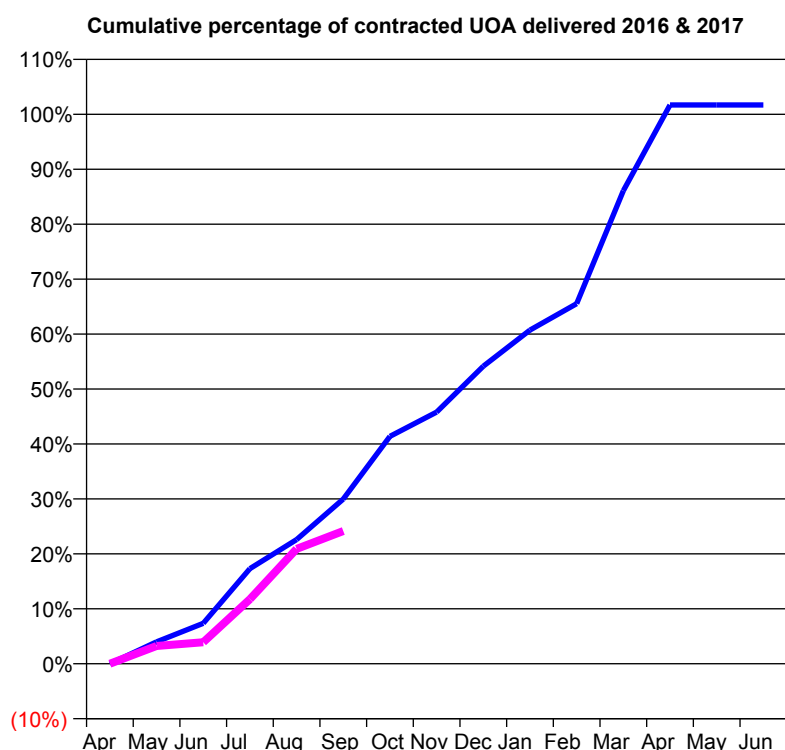
**Q55 - Vital Signs Orthodontic At a Glance Contract Report for 959901/0001 - September 2016**

Name or company name	MRS AE RITTIG
Contract type name	GDS Contract
Purpose of contract	General and Orthodontic
Contract start date	01/04/2006
Contract end date	

16/17 Contracted general activity (UDA)	369
Carry forward general activity (UDA)	0
16/17 Contracted orthodontic activity (UOA)	3,233
Carry forward orthodontic activity (UOA)	0
Baseline contract value	£228,442.13

**ACCESS**

	Contract	England and Wales
24 month ratio of assessments to patient IDs	1.36	1.10

**ACTIVITY**


Month	Adjusted Scheduled Activity (UOA)	
	2016	2017
April	0	0
May	129	105
June	238	127
July	560	380
August	731	676
September	969	781
October	1,338	
November	1,481	
December	1,751	
January	1,963	
February	2,119	
March	2,783	
April	3,288	
May	3,288	
June	3,288	

**QUALITY**

	Contract Quantity	Contract Base Number	Contract *	Region	England
% of all assessments that were assess and fit appliances (rolling 12 month period)	145	238	60.9%	53.0%	54.1%
% of all assessments that were assess and refuse (rolling 12 month period)	5	238	2.1%	11.7%	12.4%
% of all assessments that were assess and review (rolling 12 month period)	88	238	37.0%	35.3%	33.5%
% of terminated courses where treatment was abandoned or discontinued (rolling 12 month period)	15	55	27.3%	8.5%	7.2%
% of completed treatments indicating that PAR score was taken (year to date)	4	11	36.4%	58.7%	58.9%
Rate of removable appliances per 100 fixed appliances - proposed treatment (rolling 12 month period)	0	0	N/A	6.99	5.66
Rate of removable appliances per 100 fixed appliances - completed treatment (rolling 12 month period)	0	0	N/A	6.41	4.88
% of courses of treatment with removable appliances only - proposed treatment (rolling 12 month period)	0	145	0.0%	2.5%	2.1%
% of courses of treatment with removable appliances only - completed treatment (rolling 12 month period)	0	40	0.0%	1.8%	1.5%
% of patients satisfied with the treatment they have received (rolling 12 month period)	2	2	100.0%	95.6%	95.7%

\* Figures in italics indicate that the base number is less than 100.

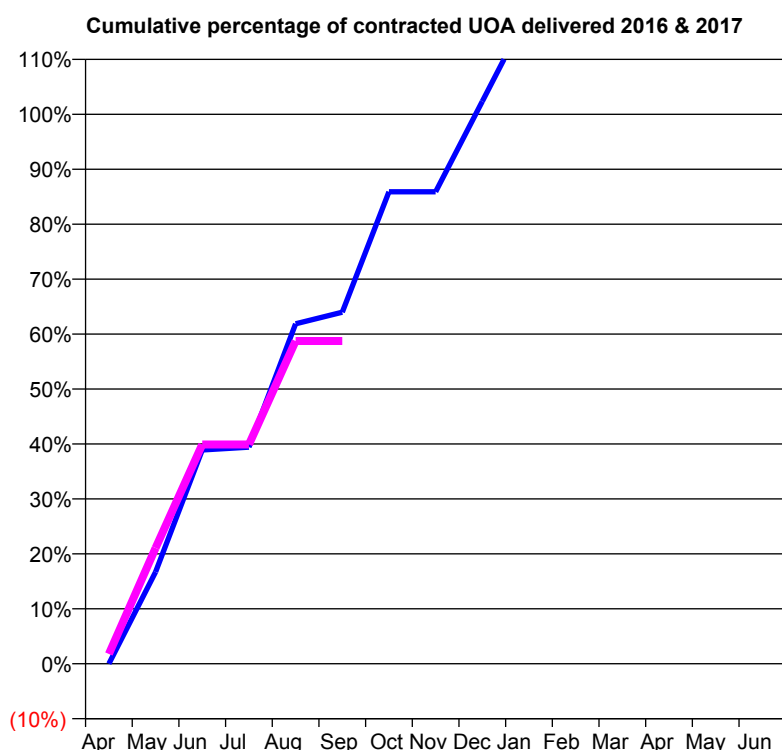
**Q56 - Vital Signs Orthodontic At a Glance Contract Report for 101281/0058 - September 2016**

Name or company name	OASIS DENTAL CARE LTD
Contract type name	GDS Contract
Purpose of contract	General and Orthodontic
Contract start date	01/04/2006
Contract end date	

16/17 Contracted general activity (UDA)	23,334
Carry forward general activity (UDA)	1,258
16/17 Contracted orthodontic activity (UOA)	446
Carry forward orthodontic activity (UOA)	-8
Baseline contract value	£561,977.12

**ACCESS**

	Contract	England and Wales
24 month ratio of assessments to patient IDs	1.05	1.10

**ACTIVITY**


Month	Adjusted Scheduled Activity (UOA)	
	2016	2017
April	0	8
May	64	94
June	149	178
July	151	178
August	237	262
September	245	262
October	329	
November	329	
December	392	
January	455	
February	457	
March	457	
April	457	
May	457	
June	457	

**QUALITY**

	Contract Quantity	Contract Base Number	Contract *	Region	England
% of all assessments that were assess and fit appliances (rolling 12 month period)	22	26	84.6%	53.0%	54.1%
% of all assessments that were assess and refuse (rolling 12 month period)	4	26	15.4%	11.7%	12.4%
% of all assessments that were assess and review (rolling 12 month period)	0	26	0.0%	35.3%	33.5%
% of terminated courses where treatment was abandoned or discontinued (rolling 12 month period)	0	2	0.0%	8.5%	7.2%
% of completed treatments indicating that PAR score was taken (year to date)	2	2	100.0%	58.7%	58.9%
Rate of removable appliances per 100 fixed appliances - proposed treatment (rolling 12 month period)	3	32	9.38	6.99	5.66
Rate of removable appliances per 100 fixed appliances - completed treatment (rolling 12 month period)	0	3	0.00	6.41	4.88
% of courses of treatment with removable appliances only - proposed treatment (rolling 12 month period)	1	22	4.5%	2.5%	2.1%
% of courses of treatment with removable appliances only - completed treatment (rolling 12 month period)	0	2	0.0%	1.8%	1.5%
% of patients satisfied with the treatment they have received (rolling 12 month period)	1	1	100.0%	95.6%	95.7%

\* Figures in italics indicate that the base number is less than 100.

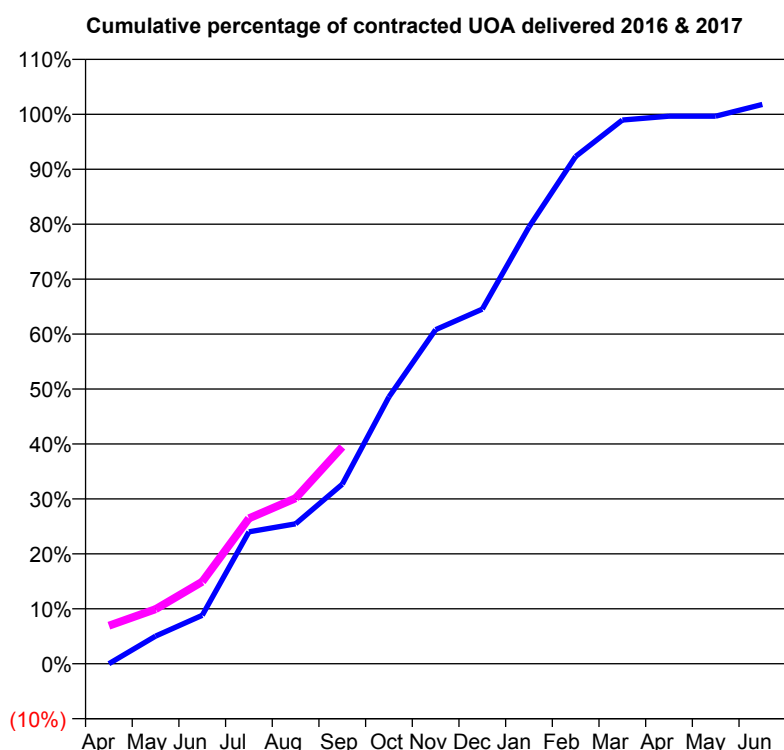
**Q56 - Vital Signs Orthodontic At a Glance Contract Report for 101338/0075 - September 2016**

Name or company name	Whitecross Dental Care Limited
Contract type name	GDS Contract
Purpose of contract	General and Orthodontic
Contract start date	09/03/2009
Contract end date	

16/17 Contracted general activity (UDA)	13,187
Carry forward general activity (UDA)	405
16/17 Contracted orthodontic activity (UOA)	2,960
Carry forward orthodontic activity (UOA)	-53
Baseline contract value	£508,363.58

**ACCESS**

	Contract	England and Wales
24 month ratio of assessments to patient IDs	1.02	1.10

**ACTIVITY**


Month	Adjusted Scheduled Activity (UOA)	
	2016	2017
April	0	205
May	149	294
June	261	442
July	711	783
August	754	892
September	967	1,168
October	1,438	
November	1,800	
December	1,910	
January	2,353	
February	2,733	
March	2,929	
April	2,950	
May	2,950	
June	3,013	

**QUALITY**

	Contract Quantity	Contract Base Number	Contract *	Region	England
% of all assessments that were assess and fit appliances (rolling 12 month period)	151	205	73.7%	53.0%	54.1%
% of all assessments that were assess and refuse (rolling 12 month period)	18	205	8.8%	11.7%	12.4%
% of all assessments that were assess and review (rolling 12 month period)	36	205	17.6%	35.3%	33.5%
% of terminated courses where treatment was abandoned or discontinued (rolling 12 month period)	7	68	10.3%	8.5%	7.2%
% of completed treatments indicating that PAR score was taken (year to date)	21	27	77.8%	58.7%	58.9%
Rate of removable appliances per 100 fixed appliances - proposed treatment (rolling 12 month period)	115	277	41.52	6.99	5.66
Rate of removable appliances per 100 fixed appliances - completed treatment (rolling 12 month period)	45	98	45.92	6.41	4.88
% of courses of treatment with removable appliances only - proposed treatment (rolling 12 month period)	0	151	0.0%	2.5%	2.1%
% of courses of treatment with removable appliances only - completed treatment (rolling 12 month period)	1	61	1.6%	1.8%	1.5%
% of patients satisfied with the treatment they have received (rolling 12 month period)	3	3	100.0%	95.6%	95.7%

\* Figures in italics indicate that the base number is less than 100.

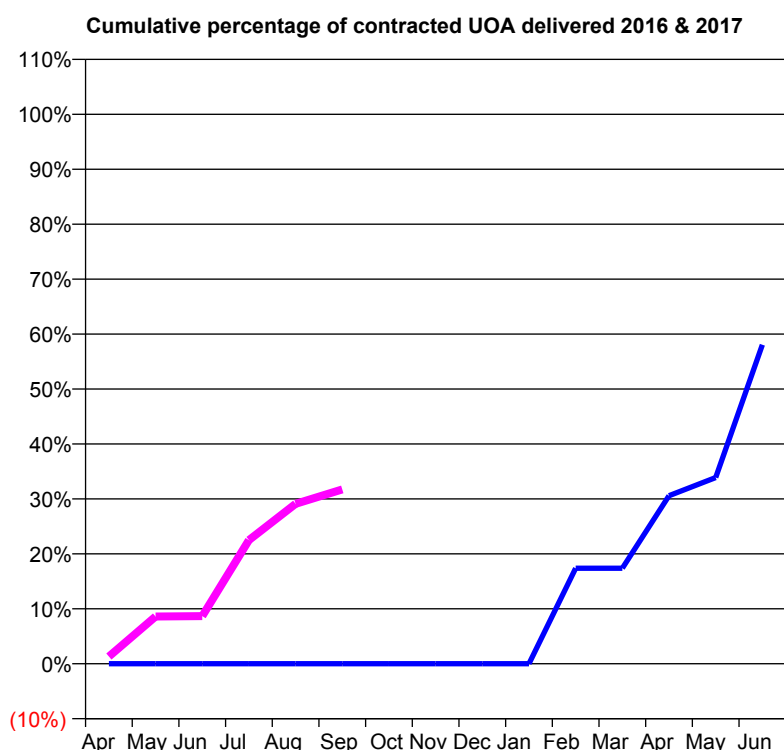
**Q56 - Vital Signs Orthodontic At a Glance Contract Report for 103748/0001 - September 2016**

Name or company name	Friends Dental Practice
Contract type name	GDS Contract
Purpose of contract	General and Orthodontic
Contract start date	07/12/2015
Contract end date	

16/17 Contracted general activity (UDA)	3,783
Carry forward general activity (UDA)	60
16/17 Contracted orthodontic activity (UOA)	1,800
Carry forward orthodontic activity (UOA)	-24
Baseline contract value	£219,409.38

**ACCESS**

	Contract	England and Wales
24 month ratio of assessments to patient IDs	1.03	1.10

**ACTIVITY**


Month	Adjusted Scheduled Activity (UOA)	
	2016	2017
April	0	24
May	0	155
June	0	156
July	0	405
August	0	524
September	0	571
October	0	
November	0	
December	0	
January	0	
February	111	
March	111	
April	195	
May	216	
June	370	

**QUALITY**

	Contract Quantity	Contract Base Number	Contract *	Region	England
% of all assessments that were assess and fit appliances (rolling 12 month period)	46	110	41.8%	53.0%	54.1%
% of all assessments that were assess and refuse (rolling 12 month period)	21	110	19.1%	11.7%	12.4%
% of all assessments that were assess and review (rolling 12 month period)	43	110	39.1%	35.3%	33.5%
% of terminated courses where treatment was abandoned or discontinued (rolling 12 month period)	11	60	18.3%	8.5%	7.2%
% of completed treatments indicating that PAR score was taken (year to date)	0	40	0.0%	58.7%	58.9%
Rate of removable appliances per 100 fixed appliances - proposed treatment (rolling 12 month period)	12	77	15.58	6.99	5.66
Rate of removable appliances per 100 fixed appliances - completed treatment (rolling 12 month period)	12	86	13.95	6.41	4.88
% of courses of treatment with removable appliances only - proposed treatment (rolling 12 month period)	4	46	8.7%	2.5%	2.1%
% of courses of treatment with removable appliances only - completed treatment (rolling 12 month period)	4	49	8.2%	1.8%	1.5%
% of patients satisfied with the treatment they have received (rolling 12 month period)	1	1	100.0%	95.6%	95.7%

\* Figures in italics indicate that the base number is less than 100.



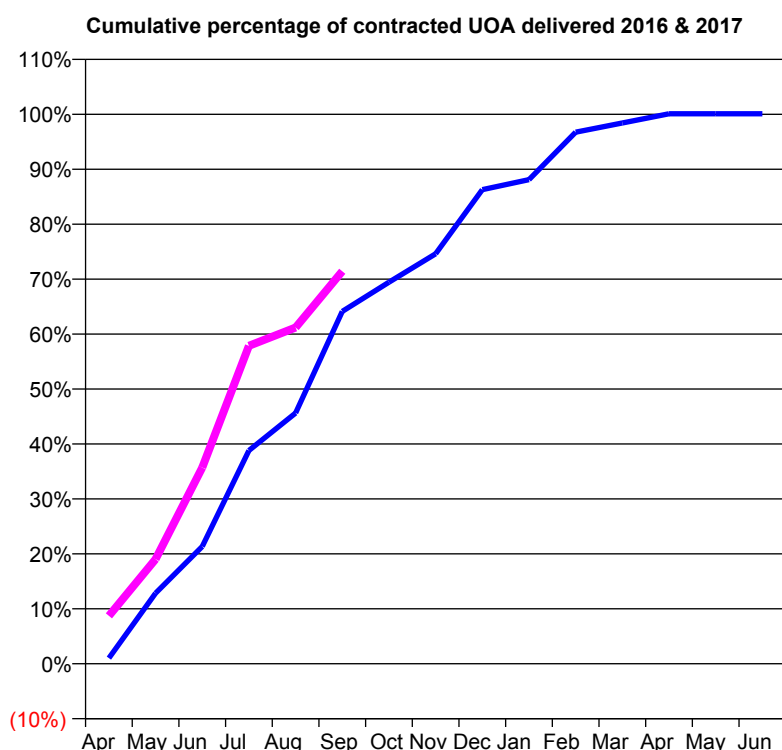
**Q56 - Vital Signs Orthodontic At a Glance Contract Report for 105171/0001 - September 2016**

Name or company name	Gentle Dental Practices Ltd
Contract type name	GDS Contract
Purpose of contract	General and Orthodontic
Contract start date	01/06/2010
Contract end date	

16/17 Contracted general activity (UDA)	11,416
Carry forward general activity (UDA)	97
16/17 Contracted orthodontic activity (UOA)	1,260
Carry forward orthodontic activity (UOA)	-1
Baseline contract value	£349,807.19

**ACCESS**

	Contract	England and Wales
24 month ratio of assessments to patient IDs	1.02	1.10

**ACTIVITY**


Month	Adjusted Scheduled Activity (UOA)	
	2016	2017
April	13	110
May	162	240
June	269	450
July	489	729
August	575	771
September	808	900
October	875	-
November	940	-
December	1,087	-
January	1,110	-
February	1,219	-
March	1,240	-
April	1,261	-
May	1,261	-
June	1,261	-

**QUALITY**

	Contract Quantity	Contract Base Number	Contract *	Region	England
% of all assessments that were assess and fit appliances (rolling 12 month period)	65	86	75.6%	53.0%	54.1%
% of all assessments that were assess and refuse (rolling 12 month period)	14	86	16.3%	11.7%	12.4%
% of all assessments that were assess and review (rolling 12 month period)	7	86	8.1%	35.3%	33.5%
% of terminated courses where treatment was abandoned or discontinued (rolling 12 month period)	3	67	4.5%	8.5%	7.2%
% of completed treatments indicating that PAR score was taken (year to date)	29	29	100.0%	58.7%	58.9%
Rate of removable appliances per 100 fixed appliances - proposed treatment (rolling 12 month period)	5	121	4.13	6.99	5.66
Rate of removable appliances per 100 fixed appliances - completed treatment (rolling 12 month period)	3	125	2.40	6.41	4.88
% of courses of treatment with removable appliances only - proposed treatment (rolling 12 month period)	2	65	3.1%	2.5%	2.1%
% of courses of treatment with removable appliances only - completed treatment (rolling 12 month period)	0	64	0.0%	1.8%	1.5%
% of patients satisfied with the treatment they have received (rolling 12 month period)	1	1	100.0%	95.6%	95.7%

\* Figures in italics indicate that the base number is less than 100.

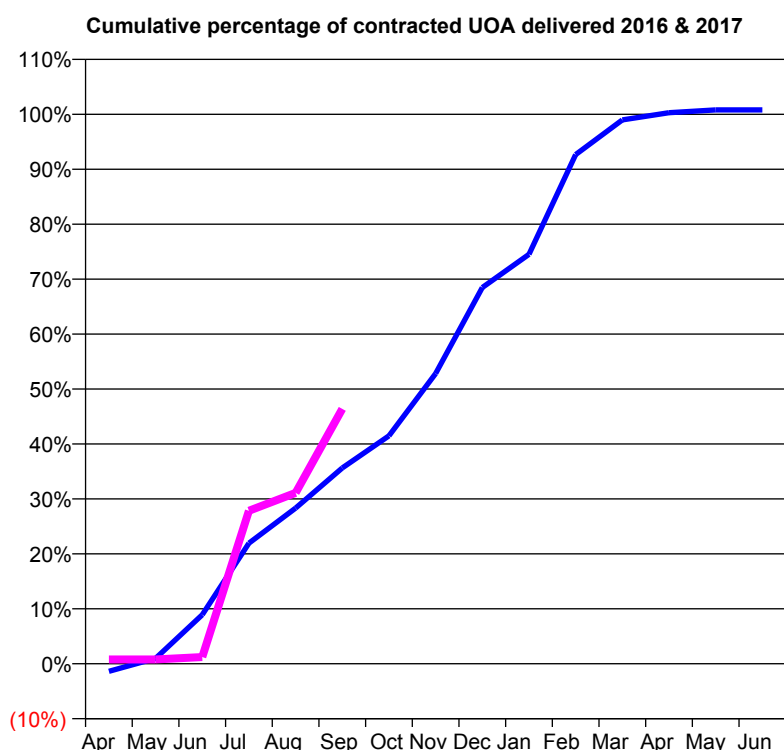
**Q56 - Vital Signs Orthodontic At a Glance Contract Report for 116483/0001 - September 2016**

Name or company name	Mr Wadhvani & Mr Hirani
Contract type name	PDS Contract
Purpose of contract	Orthodontic
Contract start date	01/04/2013
Contract end date	31/03/2018

16/17 Contracted general activity (UDA)	0
Carry forward general activity (UDA)	0
16/17 Contracted orthodontic activity (UOA)	4,800
Carry forward orthodontic activity (UOA)	-38
Baseline contract value	£298,032.32

**ACCESS**

	Contract	England and Wales
24 month ratio of assessments to patient IDs	1.04	1.10

**ACTIVITY**


Month	Adjusted Scheduled Activity (UOA)	
	2016	2017
April	-67	38
May	47	38
June	428	59
July	1,053	1,337
August	1,360	1,493
September	1,711	2,226
October	1,991	
November	2,535	
December	3,286	
January	3,576	
February	4,448	
March	4,751	
April	4,814	
May	4,838	
June	4,838	

**QUALITY**

	Contract Quantity	Contract Base Number	Contract *	Region	England
% of all assessments that were assess and fit appliances (rolling 12 month period)	261	408	64.0%	53.0%	54.1%
% of all assessments that were assess and refuse (rolling 12 month period)	48	408	11.8%	11.7%	12.4%
% of all assessments that were assess and review (rolling 12 month period)	99	408	24.3%	35.3%	33.5%
% of terminated courses where treatment was abandoned or discontinued (rolling 12 month period)	27	363	7.4%	8.5%	7.2%
% of completed treatments indicating that PAR score was taken (year to date)	142	146	97.3%	58.7%	58.9%
Rate of removable appliances per 100 fixed appliances - proposed treatment (rolling 12 month period)	8	502	1.59	6.99	5.66
Rate of removable appliances per 100 fixed appliances - completed treatment (rolling 12 month period)	0	88	0.00	6.41	4.88
% of courses of treatment with removable appliances only - proposed treatment (rolling 12 month period)	0	261	0.0%	2.5%	2.1%
% of courses of treatment with removable appliances only - completed treatment (rolling 12 month period)	0	336	0.0%	1.8%	1.5%
% of patients satisfied with the treatment they have received (rolling 12 month period)	14	14	100.0%	95.6%	95.7%

\* Figures in italics indicate that the base number is less than 100.

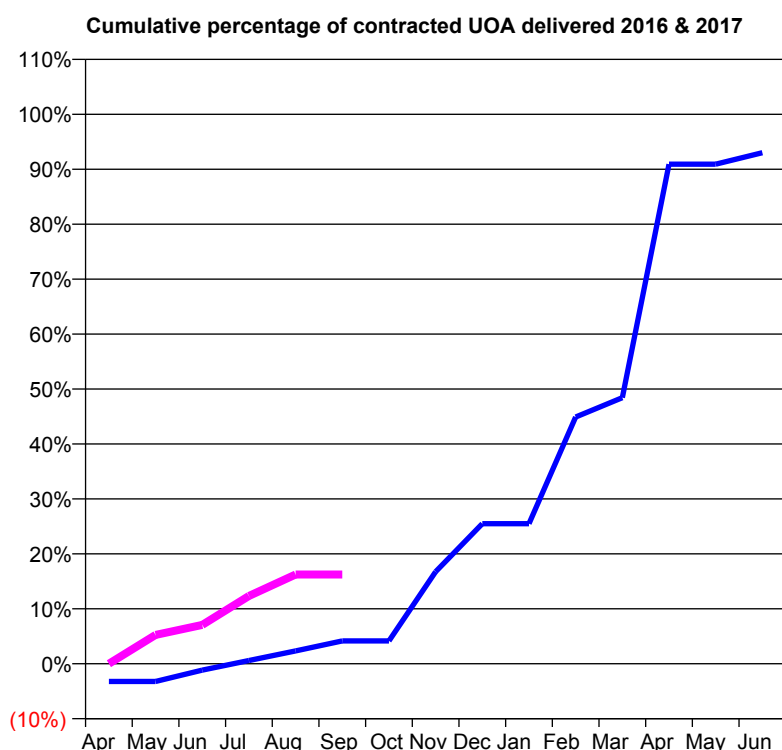
**Q56 - Vital Signs Orthodontic At a Glance Contract Report for 116483/0002 - September 2016**

Name or company name	Mr Wadhvani & Mr Hirani
Contract type name	PDS Contract
Purpose of contract	Orthodontic
Contract start date	01/04/2013
Contract end date	31/03/2018

16/17 Contracted general activity (UDA)	0
Carry forward general activity (UDA)	0
16/17 Contracted orthodontic activity (UOA)	1,200
Carry forward orthodontic activity (UOA)	0
Baseline contract value	£74,508.08

**ACCESS**

	Contract	England and Wales
24 month ratio of assessments to patient IDs	1.02	1.10

**ACTIVITY**


Month	Adjusted Scheduled Activity (UOA)	
	2016	2017
April	-39	0
May	-39	63
June	-14	85
July	7	148
August	28	195
September	50	195
October	50	
November	201	
December	306	
January	306	
February	539	
March	581	
April	1,091	
May	1,091	
June	1,116	

**QUALITY**

	Contract Quantity	Contract Base Number	Contract *	Region	England
% of all assessments that were assess and fit appliances (rolling 12 month period)	63	79	79.7%	53.0%	54.1%
% of all assessments that were assess and refuse (rolling 12 month period)	5	79	6.3%	11.7%	12.4%
% of all assessments that were assess and review (rolling 12 month period)	11	79	13.9%	35.3%	33.5%
% of terminated courses where treatment was abandoned or discontinued (rolling 12 month period)	2	35	5.7%	8.5%	7.2%
% of completed treatments indicating that PAR score was taken (year to date)	18	21	85.7%	58.7%	58.9%
Rate of removable appliances per 100 fixed appliances - proposed treatment (rolling 12 month period)	1	111	0.90	6.99	5.66
Rate of removable appliances per 100 fixed appliances - completed treatment (rolling 12 month period)	0	5	0.00	6.41	4.88
% of courses of treatment with removable appliances only - proposed treatment (rolling 12 month period)	1	63	1.6%	2.5%	2.1%
% of courses of treatment with removable appliances only - completed treatment (rolling 12 month period)	0	33	0.0%	1.8%	1.5%
% of patients satisfied with the treatment they have received (rolling 12 month period)	2	2	100.0%	95.6%	95.7%

\* Figures in italics indicate that the base number is less than 100.

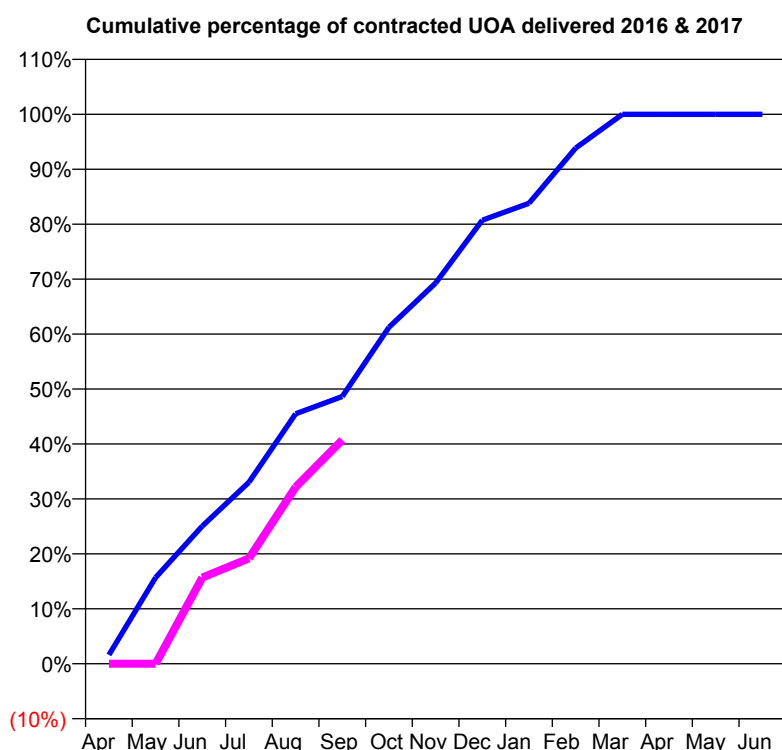
**Q56 - Vital Signs Orthodontic At a Glance Contract Report for 117994/0002 - September 2016**

Name or company name	Wensleydale Dental Practice
Contract type name	PDS Contract
Purpose of contract	Orthodontic
Contract start date	01/07/2011
Contract end date	31/03/2018

16/17 Contracted general activity (UDA)	0
Carry forward general activity (UDA)	0
16/17 Contracted orthodontic activity (UOA)	1,365
Carry forward orthodontic activity (UOA)	0
Baseline contract value	£84,740.56

**ACCESS**

	Contract	England and Wales
24 month ratio of assessments to patient IDs	1.08	1.10

**ACTIVITY**


Month	Adjusted Scheduled Activity (UOA)	
	2016	2017
April	22	0
May	214	0
June	342	214
July	451	262
August	621	439
September	664	556
October	836	
November	946	
December	1,102	
January	1,144	
February	1,281	
March	1,365	
April	1,365	
May	1,365	
June	1,365	

**QUALITY**

	Contract Quantity	Contract Base Number	Contract *	Region	England
% of all assessments that were assess and fit appliances (rolling 12 month period)	63	104	60.6%	53.0%	54.1%
% of all assessments that were assess and refuse (rolling 12 month period)	4	104	3.8%	11.7%	12.4%
% of all assessments that were assess and review (rolling 12 month period)	37	104	35.6%	35.3%	33.5%
% of terminated courses where treatment was abandoned or discontinued (rolling 12 month period)	3	52	5.8%	8.5%	7.2%
% of completed treatments indicating that PAR score was taken (year to date)	6	16	37.5%	58.7%	58.9%
Rate of removable appliances per 100 fixed appliances - proposed treatment (rolling 12 month period)	22	33	66.67	6.99	5.66
Rate of removable appliances per 100 fixed appliances - completed treatment (rolling 12 month period)	0	10	0.00	6.41	4.88
% of courses of treatment with removable appliances only - proposed treatment (rolling 12 month period)	22	63	34.9%	2.5%	2.1%
% of courses of treatment with removable appliances only - completed treatment (rolling 12 month period)	0	49	0.0%	1.8%	1.5%
% of patients satisfied with the treatment they have received (rolling 12 month period)	1	1	100.0%	95.6%	95.7%

\* Figures in italics indicate that the base number is less than 100.

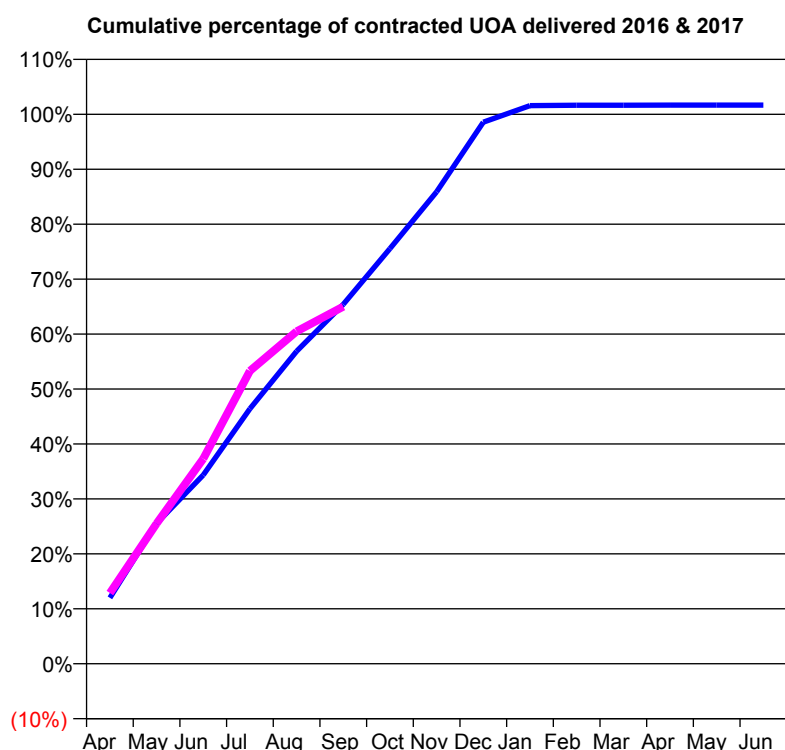
**Q56 - Vital Signs Orthodontic At a Glance Contract Report for 118036/0001 - September 2016**

Name or company name	DU TOIT & BURGER PARTNERSHIP (IPS)
Contract type name	GDS Contract
Purpose of contract	General and Orthodontic
Contract start date	01/04/2007
Contract end date	

16/17 Contracted general activity (UDA)	42,501
Carry forward general activity (UDA)	1,169
16/17 Contracted orthodontic activity (UOA)	7,184
Carry forward orthodontic activity (UOA)	-120
Baseline contract value	£1,439,198.69

**ACCESS**

	Contract	England and Wales
24 month ratio of assessments to patient IDs	1.15	1.10

**ACTIVITY**


Month	Adjusted Scheduled Activity (UOA)	
	2016	2017
April	862	924
May	1,834	1,833
June	2,468	2,681
July	3,334	3,829
August	4,085	4,345
September	4,700	4,669
October	5,428	
November	6,170	
December	7,081	
January	7,296	
February	7,302	
March	7,302	
April	7,304	
May	7,304	
June	7,304	

**QUALITY**

	Contract Quantity	Contract Base Number	Contract *	Region	England
% of all assessments that were assess and fit appliances (rolling 12 month period)	346	531	65.2%	53.0%	54.1%
% of all assessments that were assess and refuse (rolling 12 month period)	31	531	5.8%	11.7%	12.4%
% of all assessments that were assess and review (rolling 12 month period)	154	531	29.0%	35.3%	33.5%
% of terminated courses where treatment was abandoned or discontinued (rolling 12 month period)	35	398	8.8%	8.5%	7.2%
% of completed treatments indicating that PAR score was taken (year to date)	163	165	98.8%	58.7%	58.9%
Rate of removable appliances per 100 fixed appliances - proposed treatment (rolling 12 month period)	6	627	0.96	6.99	5.66
Rate of removable appliances per 100 fixed appliances - completed treatment (rolling 12 month period)	5	665	0.75	6.41	4.88
% of courses of treatment with removable appliances only - proposed treatment (rolling 12 month period)	6	346	1.7%	2.5%	2.1%
% of courses of treatment with removable appliances only - completed treatment (rolling 12 month period)	4	363	1.1%	1.8%	1.5%
% of patients satisfied with the treatment they have received (rolling 12 month period)	4	5	80.0%	95.6%	95.7%

\* Figures in italics indicate that the base number is less than 100.

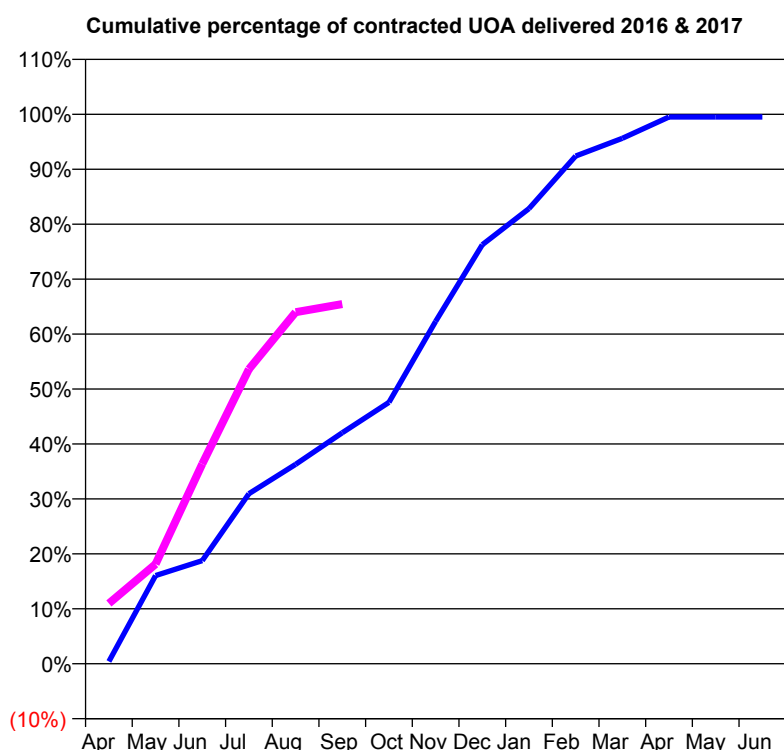
**Q56 - Vital Signs Orthodontic At a Glance Contract Report for 122521/0001 - September 2016**

Name or company name	Portman Healthcare
Contract type name	PDS Contract
Purpose of contract	Orthodontic
Contract start date	01/04/2011
Contract end date	31/03/2018

16/17 Contracted general activity (UDA)	0
Carry forward general activity (UDA)	0
16/17 Contracted orthodontic activity (UOA)	11,474
Carry forward orthodontic activity (UOA)	56
Baseline contract value	£691,708.63

**ACCESS**

	Contract	England and Wales
24 month ratio of assessments to patient IDs	1.18	1.10

**ACTIVITY**


Month	Adjusted Scheduled Activity (UOA)	
	2016	2017
April	49	1,261
May	1,843	2,080
June	2,154	4,172
July	3,551	6,153
August	4,164	7,341
September	4,824	7,512
October	5,459	
November	7,149	
December	8,749	
January	9,504	
February	10,601	
March	10,973	
April	11,418	
May	11,418	
June	11,418	

**QUALITY**

	Contract Quantity	Contract Base Number	Contract *	Region	England
% of all assessments that were assess and fit appliances (rolling 12 month period)	625	1,769	35.3%	53.0%	54.1%
% of all assessments that were assess and refuse (rolling 12 month period)	256	1,769	14.5%	11.7%	12.4%
% of all assessments that were assess and review (rolling 12 month period)	888	1,769	50.2%	35.3%	33.5%
% of terminated courses where treatment was abandoned or discontinued (rolling 12 month period)	65	524	12.4%	8.5%	7.2%
% of completed treatments indicating that PAR score was taken (year to date)	241	242	99.6%	58.7%	58.9%
Rate of removable appliances per 100 fixed appliances - proposed treatment (rolling 12 month period)	42	1,124	3.74	6.99	5.66
Rate of removable appliances per 100 fixed appliances - completed treatment (rolling 12 month period)	52	873	5.96	6.41	4.88
% of courses of treatment with removable appliances only - proposed treatment (rolling 12 month period)	9	625	1.4%	2.5%	2.1%
% of courses of treatment with removable appliances only - completed treatment (rolling 12 month period)	1	459	0.2%	1.8%	1.5%
% of patients satisfied with the treatment they have received (rolling 12 month period)	23	26	88.5%	95.6%	95.7%

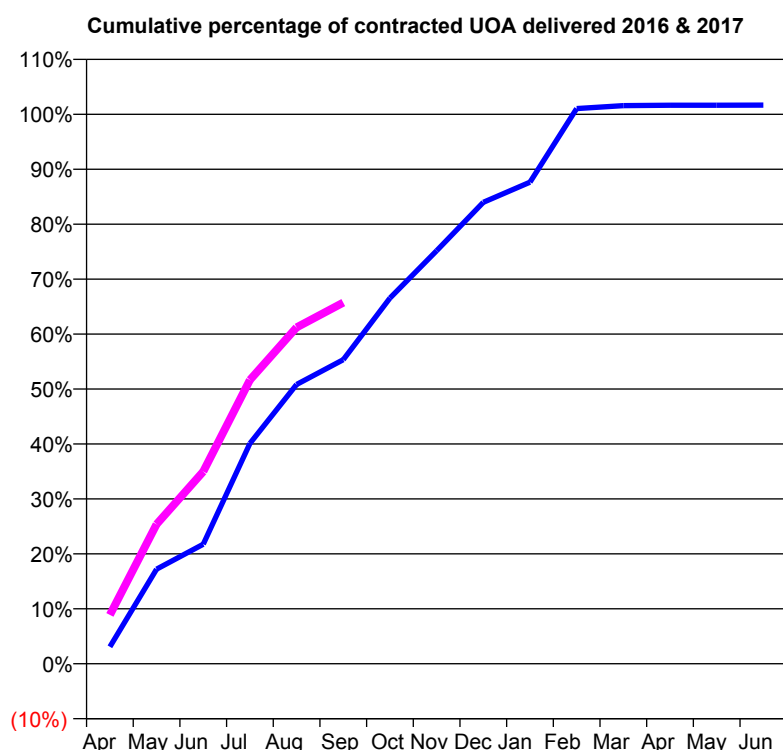
\* Figures in italics indicate that the base number is less than 100.

**Q56 - Vital Signs Orthodontic At a Glance Contract Report for 123889/0001 - September 2016**

Name or company name	Graham Best Limited	16/17 Contracted general activity (UDA)	0
Contract type name	PDS Contract	Carry forward general activity (UDA)	0
Purpose of contract	Orthodontic	16/17 Contracted orthodontic activity (UOA)	4,200
Contract start date	01/06/2011	Carry forward orthodontic activity (UOA)	-56
Contract end date	31/03/2018	Baseline contract value	£252,442.88

**ACCESS**

	Contract	England and Wales
24 month ratio of assessments to patient IDs	1.01	1.10

**ACTIVITY**


Month	Adjusted Scheduled Activity (UOA)	
	2016	2017
April	130	374
May	723	1,067
June	914	1,469
July	1,684	2,169
August	2,135	2,571
September	2,324	2,761
October	2,795	
November	3,157	
December	3,527	
January	3,681	
February	4,243	
March	4,266	
April	4,269	
May	4,269	
June	4,270	

**QUALITY**

	Contract Quantity	Contract Base Number	Contract *	Region	England
% of all assessments that were assess and fit appliances (rolling 12 month period)	224	287	78.0%	53.0%	54.1%
% of all assessments that were assess and refuse (rolling 12 month period)	44	287	15.3%	11.7%	12.4%
% of all assessments that were assess and review (rolling 12 month period)	19	287	6.6%	35.3%	33.5%
% of terminated courses where treatment was abandoned or discontinued (rolling 12 month period)	4	223	1.8%	8.5%	7.2%
% of completed treatments indicating that PAR score was taken (year to date)	99	107	92.5%	58.7%	58.9%
Rate of removable appliances per 100 fixed appliances - proposed treatment (rolling 12 month period)	10	432	2.31	6.99	5.66
Rate of removable appliances per 100 fixed appliances - completed treatment (rolling 12 month period)	20	383	5.22	6.41	4.88
% of courses of treatment with removable appliances only - proposed treatment (rolling 12 month period)	4	224	1.8%	2.5%	2.1%
% of courses of treatment with removable appliances only - completed treatment (rolling 12 month period)	8	219	3.7%	1.8%	1.5%
% of patients satisfied with the treatment they have received (rolling 12 month period)	6	6	100.0%	95.6%	95.7%

\* Figures in italics indicate that the base number is less than 100.

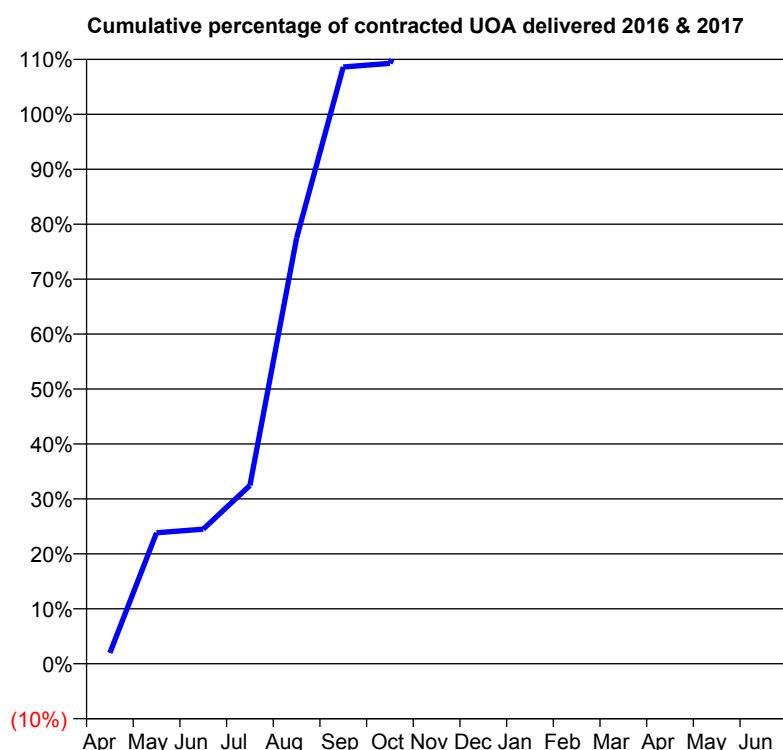
**Q56 - Vital Signs Orthodontic At a Glance Contract Report for 124230/0001 - September 2016**

Name or company name	Kenneth Ng Surgery Ltd
Contract type name	GDS Contract
Purpose of contract	General and Orthodontic
Contract start date	01/08/2008
Contract end date	

16/17 Contracted general activity (UDA)	9,340
Carry forward general activity (UDA)	-48
16/17 Contracted orthodontic activity (UOA)	0
Carry forward orthodontic activity (UOA)	0
Baseline contract value	£242,434.35

**ACCESS**

	Contract	England and Wales
24 month ratio of assessments to patient IDs	1.19	1.10

**ACTIVITY**


Month	Adjusted Scheduled Activity (UOA)	
	2016	2017
April	3	0
May	36	48
June	37	51
July	49	55
August	117	55
September	164	99
October	165	
November	191	
December	191	
January	192	
February	192	
March	195	
April	195	
May	195	
June	195	

**QUALITY**

	Contract Quantity	Contract Base Number	Contract *	Region	England
% of all assessments that were assess and fit appliances (rolling 12 month period)	5	32	15.6%	53.0%	54.1%
% of all assessments that were assess and refuse (rolling 12 month period)	0	32	0.0%	11.7%	12.4%
% of all assessments that were assess and review (rolling 12 month period)	27	32	84.4%	35.3%	33.5%
% of terminated courses where treatment was abandoned or discontinued (rolling 12 month period)	0	6	0.0%	8.5%	7.2%
% of completed treatments indicating that PAR score was taken (year to date)	0	2	0.0%	58.7%	58.9%
Rate of removable appliances per 100 fixed appliances - proposed treatment (rolling 12 month period)	0	8	0.00	6.99	5.66
Rate of removable appliances per 100 fixed appliances - completed treatment (rolling 12 month period)	0	12	0.00	6.41	4.88
% of courses of treatment with removable appliances only - proposed treatment (rolling 12 month period)	0	5	0.0%	2.5%	2.1%
% of courses of treatment with removable appliances only - completed treatment (rolling 12 month period)	0	6	0.0%	1.8%	1.5%
% of patients satisfied with the treatment they have received (rolling 12 month period)	0	0	N/A	95.6%	95.7%

\* Figures in italics indicate that the base number is less than 100.



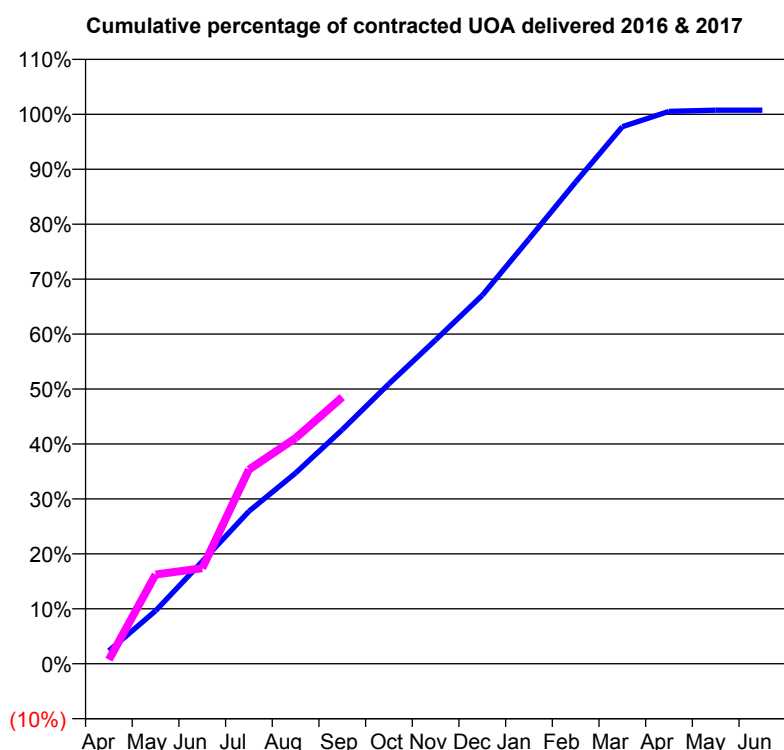
**Q56 - Vital Signs Orthodontic At a Glance Contract Report for 132306/0001 - September 2016**

Name or company name	Anglia Orthodontics
Contract type name	PDS Contract
Purpose of contract	Orthodontic
Contract start date	01/04/2007
Contract end date	31/03/2018

16/17 Contracted general activity (UDA)	0
Carry forward general activity (UDA)	0
16/17 Contracted orthodontic activity (UOA)	20,512
Carry forward orthodontic activity (UOA)	-152
Baseline contract value	£1,273,591.47

**ACCESS**

	Contract	England and Wales
24 month ratio of assessments to patient IDs	1.01	1.10

**ACTIVITY**


Month	Adjusted Scheduled Activity (UOA)	
	2016	2017
April	483	152
May	1,981	3,332
June	3,819	3,564
July	5,690	7,249
August	7,121	8,424
September	8,739	9,953
October	10,453	
November	12,089	
December	13,757	
January	15,854	
February	17,980	
March	20,047	
April	20,622	
May	20,664	
June	20,664	

**QUALITY**

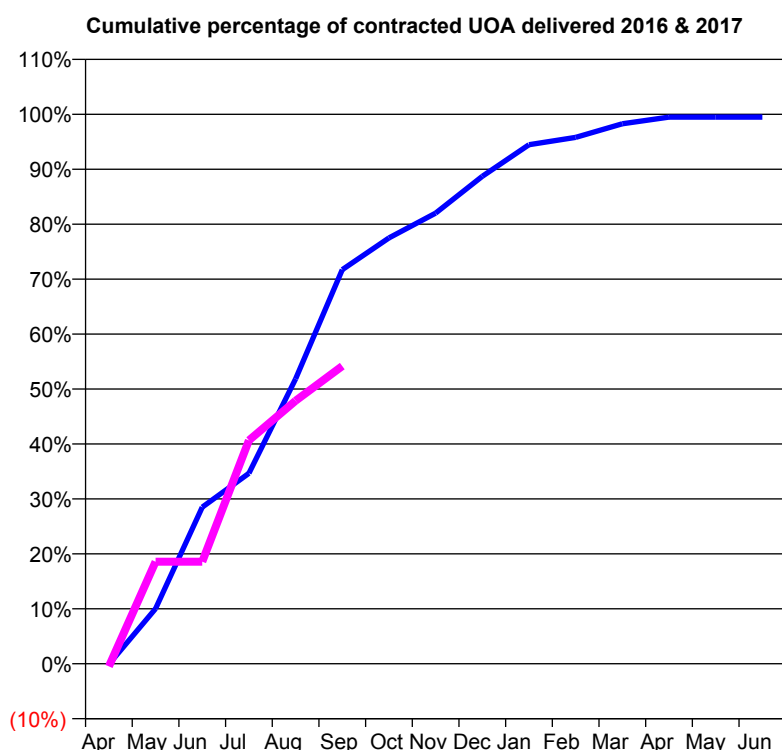
	Contract Quantity	Contract Base Number	Contract *	Region	England
% of all assessments that were assess and fit appliances (rolling 12 month period)	1,042	1,387	75.1%	53.0%	54.1%
% of all assessments that were assess and refuse (rolling 12 month period)	213	1,387	15.4%	11.7%	12.4%
% of all assessments that were assess and review (rolling 12 month period)	132	1,387	9.5%	35.3%	33.5%
% of terminated courses where treatment was abandoned or discontinued (rolling 12 month period)	23	807	2.9%	8.5%	7.2%
% of completed treatments indicating that PAR score was taken (year to date)	337	341	98.8%	58.7%	58.9%
Rate of removable appliances per 100 fixed appliances - proposed treatment (rolling 12 month period)	45	2,022	2.23	6.99	5.66
Rate of removable appliances per 100 fixed appliances - completed treatment (rolling 12 month period)	25	1,496	1.67	6.41	4.88
% of courses of treatment with removable appliances only - proposed treatment (rolling 12 month period)	25	1,042	2.4%	2.5%	2.1%
% of courses of treatment with removable appliances only - completed treatment (rolling 12 month period)	21	784	2.7%	1.8%	1.5%
% of patients satisfied with the treatment they have received (rolling 12 month period)	35	35	100.0%	95.6%	95.7%

\* Figures in italics indicate that the base number is less than 100.

**Q56 - Vital Signs Orthodontic At a Glance Contract Report for 132306/0003 - September 2016**

Name or company name	Anglia Orthodontics	16/17 Contracted general activity (UDA)	0
Contract type name	PDS Contract	Carry forward general activity (UDA)	0
Purpose of contract	Orthodontic	16/17 Contracted orthodontic activity (UOA)	5,128
Contract start date	01/04/2013	Carry forward orthodontic activity (UOA)	26
Contract end date	31/03/2018	Baseline contract value	£318,397.86

ACCESS	Contract	England and Wales
24 month ratio of assessments to patient IDs	1.01	1.10

**ACTIVITY**


Month	Adjusted Scheduled Activity (UOA)	
	2016	2017
April	-5	-26
May	514	952
June	1,462	952
July	1,778	2,085
August	2,659	2,455
September	3,678	2,778
October	3,974	
November	4,206	
December	4,549	
January	4,844	
February	4,912	
March	5,039	
April	5,102	
May	5,102	
June	5,102	

**QUALITY**

	Contract Quantity	Contract Base Number	Contract *	Region	England
% of all assessments that were assess and fit appliances (rolling 12 month period)	200	262	76.3%	53.0%	54.1%
% of all assessments that were assess and refuse (rolling 12 month period)	46	262	17.6%	11.7%	12.4%
% of all assessments that were assess and review (rolling 12 month period)	16	262	6.1%	35.3%	33.5%
% of terminated courses where treatment was abandoned or discontinued (rolling 12 month period)	4	222	1.8%	8.5%	7.2%
% of completed treatments indicating that PAR score was taken (year to date)	114	115	99.1%	58.7%	58.9%
Rate of removable appliances per 100 fixed appliances - proposed treatment (rolling 12 month period)	7	394	1.78	6.99	5.66
Rate of removable appliances per 100 fixed appliances - completed treatment (rolling 12 month period)	3	425	0.71	6.41	4.88
% of courses of treatment with removable appliances only - proposed treatment (rolling 12 month period)	2	200	1.0%	2.5%	2.1%
% of courses of treatment with removable appliances only - completed treatment (rolling 12 month period)	3	218	1.4%	1.8%	1.5%
% of patients satisfied with the treatment they have received (rolling 12 month period)	10	10	100.0%	95.6%	95.7%

\* Figures in italics indicate that the base number is less than 100.

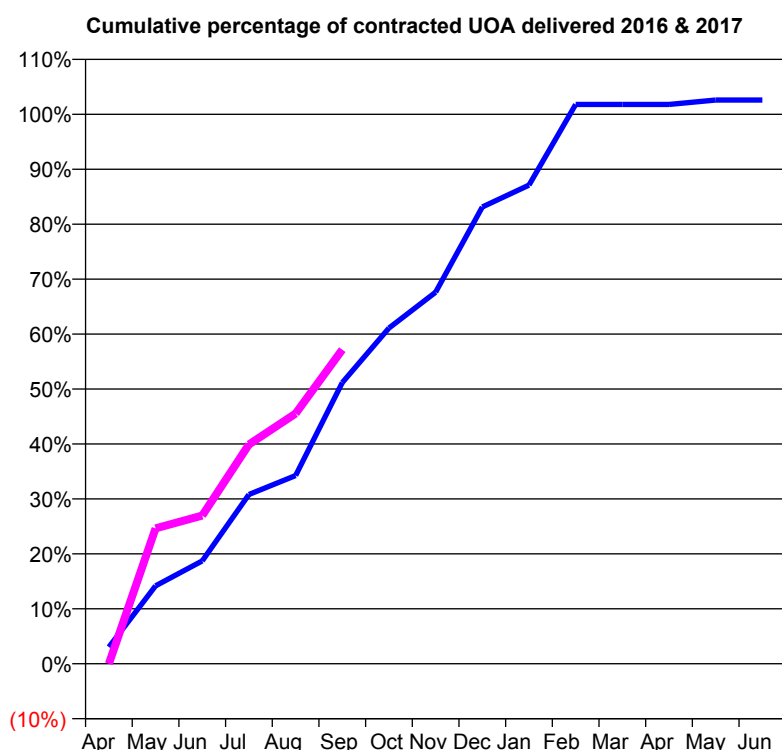
**Q56 - Vital Signs Orthodontic At a Glance Contract Report for 133582/0001 - September 2016**

Name or company name	Dr Horan & Dr Simkiene
Contract type name	GDS Contract
Purpose of contract	General and Orthodontic
Contract start date	01/05/2013
Contract end date	

16/17 Contracted general activity (UDA)	15,998
Carry forward general activity (UDA)	0
16/17 Contracted orthodontic activity (UOA)	4,054
Carry forward orthodontic activity (UOA)	0
Baseline contract value	£596,575.70

**ACCESS**

	Contract	England and Wales
24 month ratio of assessments to patient IDs	1.69	1.10

**ACTIVITY**


Month	Adjusted Scheduled Activity (UOA)	
	2016	2017
April	123	0
May	575	999
June	759	1,093
July	1,249	1,618
August	1,389	1,846
September	2,074	2,317
October	2,477	
November	2,741	
December	3,370	
January	3,531	
February	4,126	
March	4,126	
April	4,126	
May	4,159	
June	4,159	

**QUALITY**

	Contract Quantity	Contract Base Number	Contract *	Region	England
% of all assessments that were assess and fit appliances (rolling 12 month period)	200	474	42.2%	53.0%	54.1%
% of all assessments that were assess and refuse (rolling 12 month period)	6	474	1.3%	11.7%	12.4%
% of all assessments that were assess and review (rolling 12 month period)	268	474	56.5%	35.3%	33.5%
% of terminated courses where treatment was abandoned or discontinued (rolling 12 month period)	13	155	8.4%	8.5%	7.2%
% of completed treatments indicating that PAR score was taken (year to date)	89	91	97.8%	58.7%	58.9%
Rate of removable appliances per 100 fixed appliances - proposed treatment (rolling 12 month period)	5	296	1.69	6.99	5.66
Rate of removable appliances per 100 fixed appliances - completed treatment (rolling 12 month period)	3	270	1.11	6.41	4.88
% of courses of treatment with removable appliances only - proposed treatment (rolling 12 month period)	5	200	2.5%	2.5%	2.1%
% of courses of treatment with removable appliances only - completed treatment (rolling 12 month period)	2	142	1.4%	1.8%	1.5%
% of patients satisfied with the treatment they have received (rolling 12 month period)	7	7	100.0%	95.6%	95.7%

\* Figures in italics indicate that the base number is less than 100.

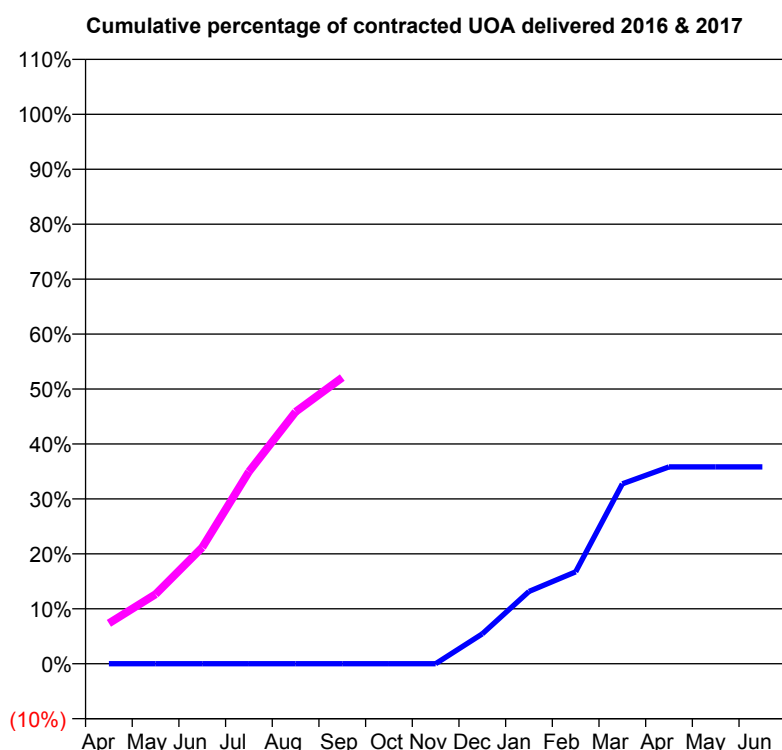
**Q56 - Vital Signs Orthodontic At a Glance Contract Report for 157635/0001 - September 2016**

Name or company name	Friars Street Dental Ltd
Contract type name	GDS Contract
Purpose of contract	General and Orthodontic
Contract start date	01/11/2015
Contract end date	

16/17 Contracted general activity (UDA)	2,500
Carry forward general activity (UDA)	0
16/17 Contracted orthodontic activity (UOA)	2,022
Carry forward orthodontic activity (UOA)	0
Baseline contract value	£184,009.30

**ACCESS**

	Contract	England and Wales
24 month ratio of assessments to patient IDs	1.04	1.10

**ACTIVITY**


Month	Adjusted Scheduled Activity (UOA)	
	2016	2017
April	0	149
May	0	256
June	0	428
July	0	707
August	0	927
September	0	1,053
October	0	
November	0	
December	46	
January	111	
February	141	
March	276	
April	302	
May	302	
June	302	

**QUALITY**

	Contract Quantity	Contract Base Number	Contract *	Region	England
% of all assessments that were assess and fit appliances (rolling 12 month period)	71	147	48.3%	53.0%	54.1%
% of all assessments that were assess and refuse (rolling 12 month period)	29	147	19.7%	11.7%	12.4%
% of all assessments that were assess and review (rolling 12 month period)	47	147	32.0%	35.3%	33.5%
% of terminated courses where treatment was abandoned or discontinued (rolling 12 month period)	2	74	2.7%	8.5%	7.2%
% of completed treatments indicating that PAR score was taken (year to date)	35	42	83.3%	58.7%	58.9%
Rate of removable appliances per 100 fixed appliances - proposed treatment (rolling 12 month period)	0	0	N/A	6.99	5.66
Rate of removable appliances per 100 fixed appliances - completed treatment (rolling 12 month period)	0	0	N/A	6.41	4.88
% of courses of treatment with removable appliances only - proposed treatment (rolling 12 month period)	0	71	0.0%	2.5%	2.1%
% of courses of treatment with removable appliances only - completed treatment (rolling 12 month period)	0	72	0.0%	1.8%	1.5%
% of patients satisfied with the treatment they have received (rolling 12 month period)	2	2	100.0%	95.6%	95.7%

\* Figures in italics indicate that the base number is less than 100.

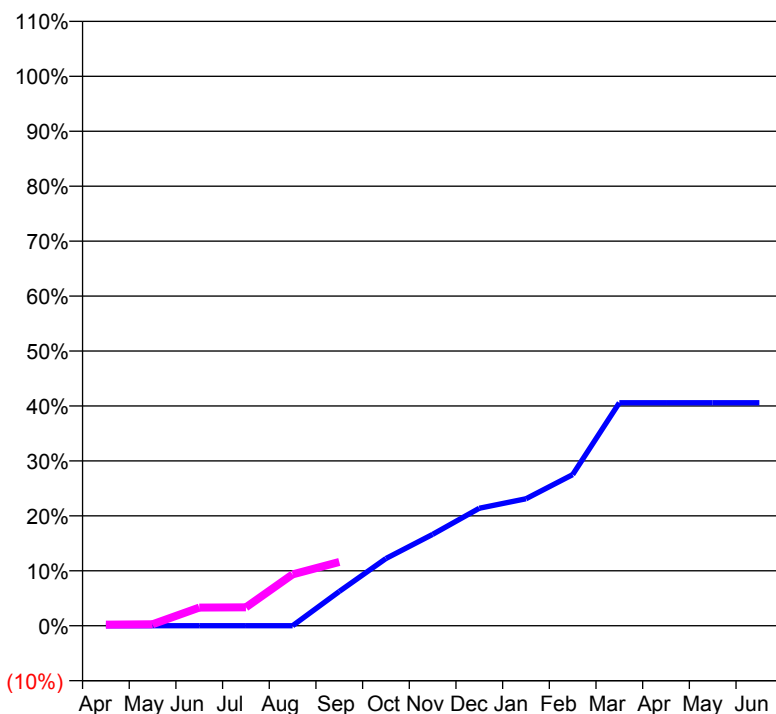
**Q56 - Vital Signs Orthodontic At a Glance Contract Report for 157872/0001 - September 2016**

Name or company name	St Marks Orthodontics
Contract type name	PDS Contract
Purpose of contract	Orthodontic
Contract start date	19/08/2013
Contract end date	31/03/2018

16/17 Contracted general activity (UDA)	0
Carry forward general activity (UDA)	0
16/17 Contracted orthodontic activity (UOA)	1,454
Carry forward orthodontic activity (UOA)	0
Baseline contract value	£87,907.97

**ACCESS**

	Contract	England and Wales
24 month ratio of assessments to patient IDs	1.03	1.10

**ACTIVITY**
**Cumulative percentage of contracted UOA delivered 2016 & 2017**

**Adjusted Scheduled Activity (UOA)**

Month	2016	2017
April	0	3
May	0	4
June	0	48
July	0	49
August	0	136
September	91	169
October	178	
November	242	
December	311	
January	336	
February	400	
March	590	
April	590	
May	590	
June	590	

**QUALITY**

	Contract Quantity	Contract Base Number	Contract *	Region	England
% of all assessments that were assess and fit appliances (rolling 12 month period)	32	63	50.8%	53.0%	54.1%
% of all assessments that were assess and refuse (rolling 12 month period)	15	63	23.8%	11.7%	12.4%
% of all assessments that were assess and review (rolling 12 month period)	16	63	25.4%	35.3%	33.5%
% of terminated courses where treatment was abandoned or discontinued (rolling 12 month period)	3	17	17.6%	8.5%	7.2%
% of completed treatments indicating that PAR score was taken (year to date)	0	0	N/A	58.7%	58.9%
Rate of removable appliances per 100 fixed appliances - proposed treatment (rolling 12 month period)	5	60	8.33	6.99	5.66
Rate of removable appliances per 100 fixed appliances - completed treatment (rolling 12 month period)	0	28	0.00	6.41	4.88
% of courses of treatment with removable appliances only - proposed treatment (rolling 12 month period)	1	32	3.1%	2.5%	2.1%
% of courses of treatment with removable appliances only - completed treatment (rolling 12 month period)	0	14	0.0%	1.8%	1.5%
% of patients satisfied with the treatment they have received (rolling 12 month period)	2	2	100.0%	95.6%	95.7%

\* Figures in italics indicate that the base number is less than 100.

**Q56 - Vital Signs Orthodontic At a Glance Contract Report for 158976/0001 - September 2016**

Name or company name	Tuddenham Road Dental Surgery	16/17 Contracted general activity (UDA)	1,331
Contract type name	PDS Contract	Carry forward general activity (UDA)	0
Purpose of contract	General	16/17 Contracted orthodontic activity (UOA)	0
Contract start date	01/04/2012	Carry forward orthodontic activity (UOA)	0
Contract end date	31/03/2018	Baseline contract value	£29,397.00

ACCESS	Contract	England and Wales
24 month ratio of assessments to patient IDs	1.00	1.10

**ACTIVITY**


QUALITY	Contract Quantity	Contract Base Number	Contract *	Region	England
% of all assessments that were assess and fit appliances (rolling 12 month period)	0	1	0.0%	53.0%	54.1%
% of all assessments that were assess and refuse (rolling 12 month period)	0	1	0.0%	11.7%	12.4%
% of all assessments that were assess and review (rolling 12 month period)	1	1	100.0%	35.3%	33.5%
% of terminated courses where treatment was abandoned or discontinued (rolling 12 month period)	0	0	N/A	8.5%	7.2%
% of completed treatments indicating that PAR score was taken (year to date)	0	0	N/A	58.7%	58.9%
Rate of removable appliances per 100 fixed appliances - proposed treatment (rolling 12 month period)	0	0	N/A	6.99	5.66
Rate of removable appliances per 100 fixed appliances - completed treatment (rolling 12 month period)	0	0	N/A	6.41	4.88
% of courses of treatment with removable appliances only - proposed treatment (rolling 12 month period)	0	0	N/A	2.5%	2.1%
% of courses of treatment with removable appliances only - completed treatment (rolling 12 month period)	0	0	N/A	1.8%	1.5%
% of patients satisfied with the treatment they have received (rolling 12 month period)	0	0	N/A	95.6%	95.7%

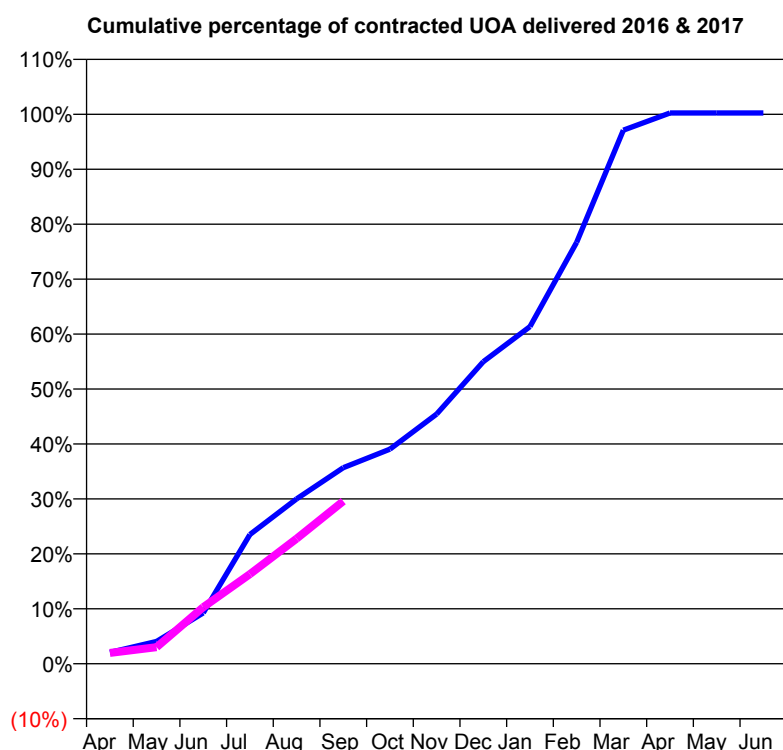
\* Figures in italics indicate that the base number is less than 100.

**Q56 - Vital Signs Orthodontic At a Glance Contract Report for 163325/0001 - September 2016**

Name or company name	Campbell Huber Orthodontists	16/17 Contracted general activity (UDA)	0
Contract type name	PDS Contract	Carry forward general activity (UDA)	0
Purpose of contract	Orthodontic	16/17 Contracted orthodontic activity (UOA)	4,781
Contract start date	01/04/2009	Carry forward orthodontic activity (UOA)	-11
Contract end date	31/03/2018	Baseline contract value	£293,274.82

**ACCESS**

	Contract	England and Wales
24 month ratio of assessments to patient IDs	1.25	1.10

**ACTIVITY**


Month	Adjusted Scheduled Activity (UOA)	
	2016	2017
April	99	94
May	194	145
June	443	493
July	1,125	780
August	1,435	1,089
September	1,706	1,415
October	1,867	
November	2,172	
December	2,629	
January	2,934	
February	3,667	
March	4,643	
April	4,792	
May	4,792	
June	4,792	

**QUALITY**

	Contract Quantity	Contract Base Number	Contract *	Region	England
% of all assessments that were assess and fit appliances (rolling 12 month period)	195	609	32.0%	53.0%	54.1%
% of all assessments that were assess and refuse (rolling 12 month period)	148	609	24.3%	11.7%	12.4%
% of all assessments that were assess and review (rolling 12 month period)	266	609	43.7%	35.3%	33.5%
% of terminated courses where treatment was abandoned or discontinued (rolling 12 month period)	24	241	10.0%	8.5%	7.2%
% of completed treatments indicating that PAR score was taken (year to date)	81	97	83.5%	58.7%	58.9%
Rate of removable appliances per 100 fixed appliances - proposed treatment (rolling 12 month period)	19	379	5.01	6.99	5.66
Rate of removable appliances per 100 fixed appliances - completed treatment (rolling 12 month period)	18	411	4.38	6.41	4.88
% of courses of treatment with removable appliances only - proposed treatment (rolling 12 month period)	3	195	1.5%	2.5%	2.1%
% of courses of treatment with removable appliances only - completed treatment (rolling 12 month period)	1	217	0.5%	1.8%	1.5%
% of patients satisfied with the treatment they have received (rolling 12 month period)	8	8	100.0%	95.6%	95.7%

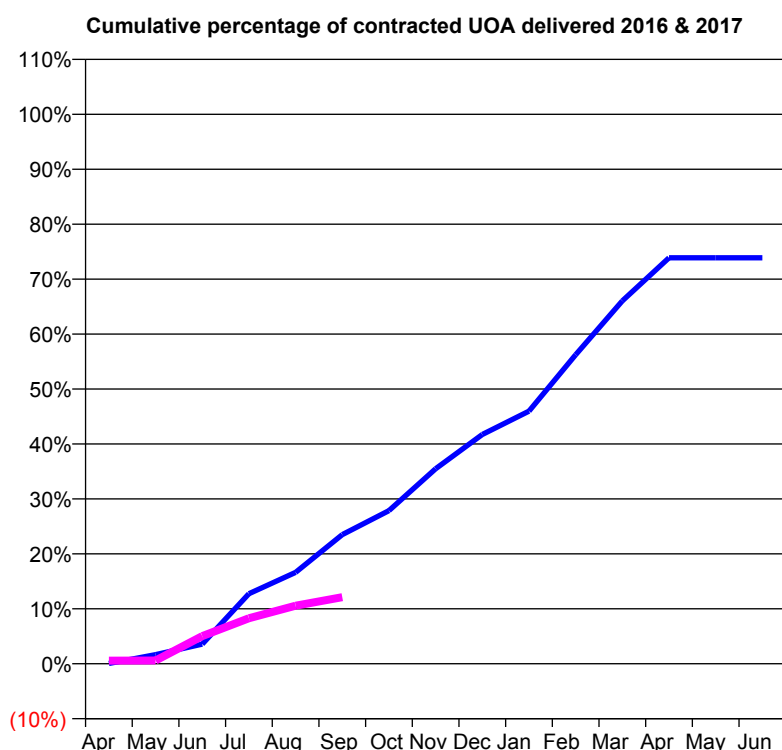
\* Figures in italics indicate that the base number is less than 100.

**Q56 - Vital Signs Orthodontic At a Glance Contract Report for 163325/0002 - September 2016**

Name or company name	Campbell Huber Orthodontists	16/17 Contracted general activity (UDA)	0
Contract type name	PDS Contract	Carry forward general activity (UDA)	0
Purpose of contract	Orthodontic	16/17 Contracted orthodontic activity (UOA)	4,075
Contract start date	01/09/2009	Carry forward orthodontic activity (UOA)	0
Contract end date		Baseline contract value	£262,223.91

**ACCESS**

	Contract	England and Wales
24 month ratio of assessments to patient IDs	1.28	1.10

**ACTIVITY**


Month	Adjusted Scheduled Activity (UOA)	
	2016	2017
April	2	23
May	68	24
June	146	205
July	520	338
August	678	431
September	958	494
October	1,136	
November	1,446	
December	1,701	
January	1,874	
February	2,292	
March	2,691	
April	3,011	
May	3,011	
June	3,011	

**QUALITY**

	Contract Quantity	Contract Base Number	Contract *	Region	England
% of all assessments that were assess and fit appliances (rolling 12 month period)	114	288	39.6%	53.0%	54.1%
% of all assessments that were assess and refuse (rolling 12 month period)	61	288	21.2%	11.7%	12.4%
% of all assessments that were assess and review (rolling 12 month period)	113	288	39.2%	35.3%	33.5%
% of terminated courses where treatment was abandoned or discontinued (rolling 12 month period)	16	137	11.7%	8.5%	7.2%
% of completed treatments indicating that PAR score was taken (year to date)	45	50	90.0%	58.7%	58.9%
Rate of removable appliances per 100 fixed appliances - proposed treatment (rolling 12 month period)	26	225	11.56	6.99	5.66
Rate of removable appliances per 100 fixed appliances - completed treatment (rolling 12 month period)	9	228	3.95	6.41	4.88
% of courses of treatment with removable appliances only - proposed treatment (rolling 12 month period)	1	114	0.9%	2.5%	2.1%
% of courses of treatment with removable appliances only - completed treatment (rolling 12 month period)	0	121	0.0%	1.8%	1.5%
% of patients satisfied with the treatment they have received (rolling 12 month period)	0	0	N/A	95.6%	95.7%

\* Figures in italics indicate that the base number is less than 100.



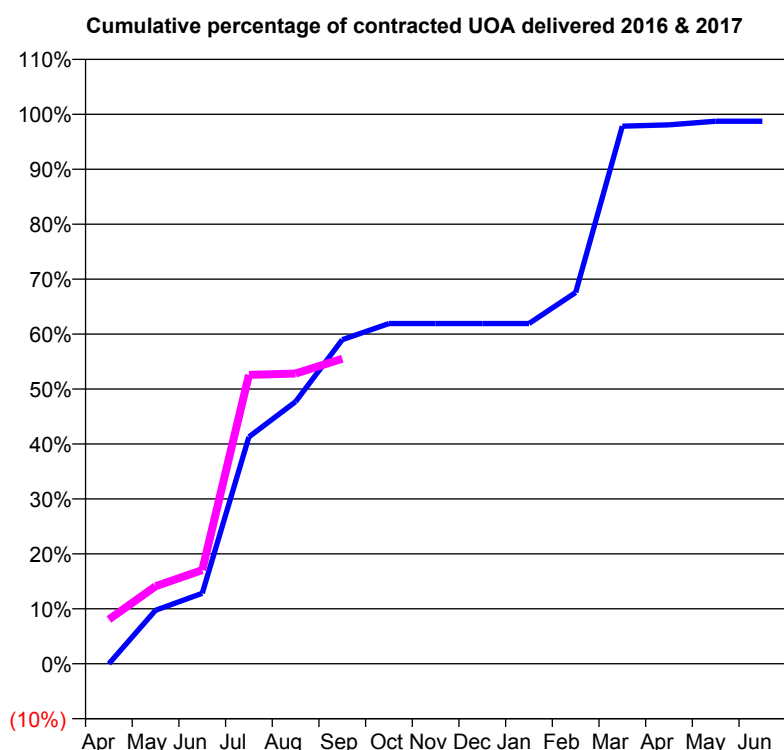
**Q56 - Vital Signs Orthodontic At a Glance Contract Report for 168289/0001 - September 2016**

Name or company name	Mr Wolkenstien & Ms L Lucchesi
Contract type name	PDS Contract
Purpose of contract	Orthodontic
Contract start date	01/04/2013
Contract end date	31/03/2018

16/17 Contracted general activity (UDA)	0
Carry forward general activity (UDA)	0
16/17 Contracted orthodontic activity (UOA)	780
Carry forward orthodontic activity (UOA)	0
Baseline contract value	£48,430.25

**ACCESS**

	Contract	England and Wales
24 month ratio of assessments to patient IDs	1.11	1.10

**ACTIVITY**


Month	Adjusted Scheduled Activity (UOA)	
	2016	2017
April	0	63
May	76	110
June	100	133
July	322	410
August	372	412
September	460	433
October	483	
November	483	
December	483	
January	483	
February	527	
March	763	
April	765	
May	770	
June	770	

**QUALITY**

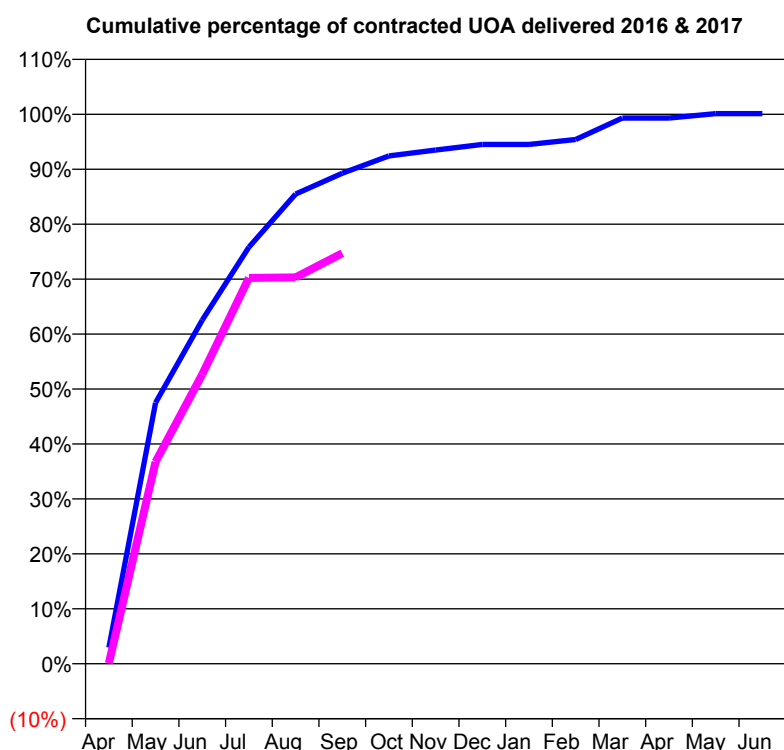
	Contract Quantity	Contract Base Number	Contract *	Region	England
% of all assessments that were assess and fit appliances (rolling 12 month period)	34	90	37.8%	53.0%	54.1%
% of all assessments that were assess and refuse (rolling 12 month period)	2	90	2.2%	11.7%	12.4%
% of all assessments that were assess and review (rolling 12 month period)	54	90	60.0%	35.3%	33.5%
% of terminated courses where treatment was abandoned or discontinued (rolling 12 month period)	1	33	3.0%	8.5%	7.2%
% of completed treatments indicating that PAR score was taken (year to date)	8	22	36.4%	58.7%	58.9%
Rate of removable appliances per 100 fixed appliances - proposed treatment (rolling 12 month period)	1	61	1.64	6.99	5.66
Rate of removable appliances per 100 fixed appliances - completed treatment (rolling 12 month period)	1	61	1.64	6.41	4.88
% of courses of treatment with removable appliances only - proposed treatment (rolling 12 month period)	1	34	2.9%	2.5%	2.1%
% of courses of treatment with removable appliances only - completed treatment (rolling 12 month period)	1	32	3.1%	1.8%	1.5%
% of patients satisfied with the treatment they have received (rolling 12 month period)	0	0	N/A	95.6%	95.7%

\* Figures in italics indicate that the base number is less than 100.

**Q56 - Vital Signs Orthodontic At a Glance Contract Report for 169501/0001 - September 2016**

Name or company name	Orthoactive Ltd	16/17 Contracted general activity (UDA)	0
Contract type name	PDS Contract	Carry forward general activity (UDA)	0
Purpose of contract	Orthodontic	16/17 Contracted orthodontic activity (UOA)	2,954
Contract start date	01/04/2011	Carry forward orthodontic activity (UOA)	-3
Contract end date	31/03/2018	Baseline contract value	£174,379.07

ACCESS	Contract	England and Wales
24 month ratio of assessments to patient IDs	1.07	1.10

**ACTIVITY**


Month	Adjusted Scheduled Activity (UOA)	
	2016	2017
April	87	3
May	1,403	1,086
June	1,848	1,556
July	2,240	2,074
August	2,525	2,077
September	2,637	2,207
October	2,730	
November	2,762	
December	2,792	
January	2,792	
February	2,818	
March	2,934	
April	2,934	
May	2,957	
June	2,957	

QUALITY	Contract Quantity	Contract Base Number	Contract *	Region	England
% of all assessments that were assess and fit appliances (rolling 12 month period)	116	202	57.4%	53.0%	54.1%
% of all assessments that were assess and refuse (rolling 12 month period)	54	202	26.7%	11.7%	12.4%
% of all assessments that were assess and review (rolling 12 month period)	32	202	15.8%	35.3%	33.5%
% of terminated courses where treatment was abandoned or discontinued (rolling 12 month period)	4	197	2.0%	8.5%	7.2%
% of completed treatments indicating that PAR score was taken (year to date)	68	101	67.3%	58.7%	58.9%
Rate of removable appliances per 100 fixed appliances - proposed treatment (rolling 12 month period)	0	231	0.00	6.99	5.66
Rate of removable appliances per 100 fixed appliances - completed treatment (rolling 12 month period)	0	0	N/A	6.41	4.88
% of courses of treatment with removable appliances only - proposed treatment (rolling 12 month period)	0	116	0.0%	2.5%	2.1%
% of courses of treatment with removable appliances only - completed treatment (rolling 12 month period)	0	193	0.0%	1.8%	1.5%
% of patients satisfied with the treatment they have received (rolling 12 month period)	2	2	100.0%	95.6%	95.7%

\* Figures in italics indicate that the base number is less than 100.

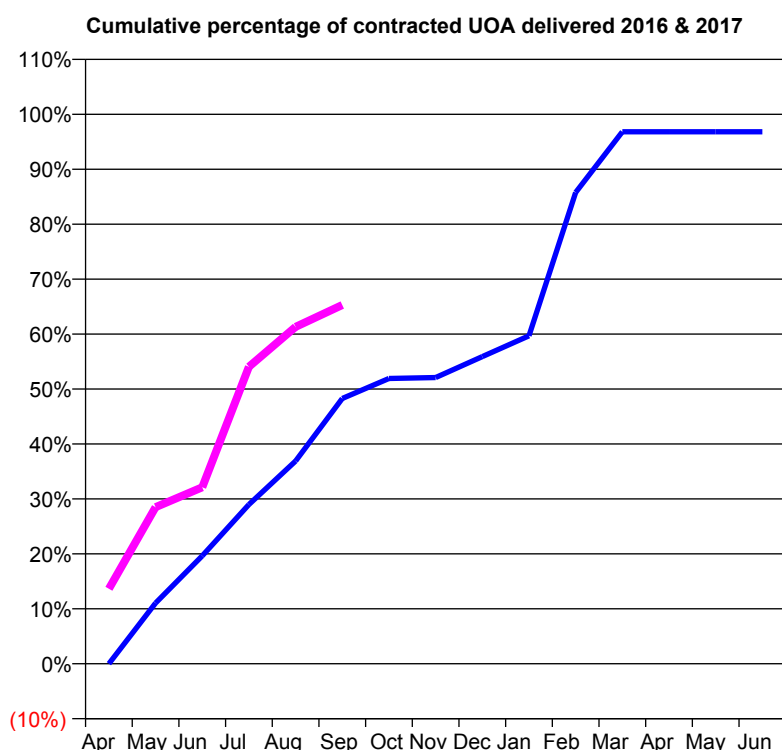
**Q56 - Vital Signs Orthodontic At a Glance Contract Report for 171239/0001 - September 2016**

Name or company name	The Loddon Dental Practice
Contract type name	GDS Contract
Purpose of contract	General and Orthodontic
Contract start date	13/10/2007
Contract end date	

16/17 Contracted general activity (UDA)	19,777
Carry forward general activity (UDA)	0
16/17 Contracted orthodontic activity (UOA)	579
Carry forward orthodontic activity (UOA)	6
Baseline contract value	£518,733.46

**ACCESS**

	Contract	England and Wales
24 month ratio of assessments to patient IDs	1.03	1.10

**ACTIVITY**


Month	Adjusted Scheduled Activity (UOA)	
	2016	2017
April	0	79
May	64	165
June	114	186
July	168	313
August	214	355
September	280	378
October	301	
November	302	
December	324	
January	346	
February	497	
March	561	
April	561	
May	561	
June	561	

**QUALITY**

	Contract Quantity	Contract Base Number	Contract *	Region	England
% of all assessments that were assess and fit appliances (rolling 12 month period)	34	50	68.0%	53.0%	54.1%
% of all assessments that were assess and refuse (rolling 12 month period)	11	50	22.0%	11.7%	12.4%
% of all assessments that were assess and review (rolling 12 month period)	5	50	10.0%	35.3%	33.5%
% of terminated courses where treatment was abandoned or discontinued (rolling 12 month period)	4	17	23.5%	8.5%	7.2%
% of completed treatments indicating that PAR score was taken (year to date)	2	2	100.0%	58.7%	58.9%
Rate of removable appliances per 100 fixed appliances - proposed treatment (rolling 12 month period)	3	36	8.33	6.99	5.66
Rate of removable appliances per 100 fixed appliances - completed treatment (rolling 12 month period)	1	0	N/A	6.41	4.88
% of courses of treatment with removable appliances only - proposed treatment (rolling 12 month period)	0	34	0.0%	2.5%	2.1%
% of courses of treatment with removable appliances only - completed treatment (rolling 12 month period)	1	13	7.7%	1.8%	1.5%
% of patients satisfied with the treatment they have received (rolling 12 month period)	1	1	100.0%	95.6%	95.7%

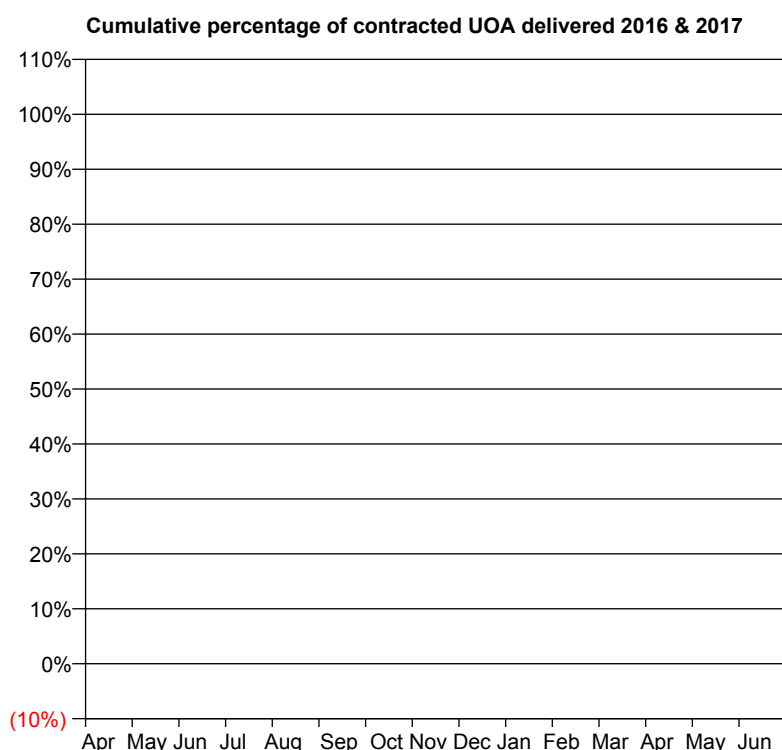
\* Figures in italics indicate that the base number is less than 100.

**Q56 - Vital Signs Orthodontic At a Glance Contract Report for 171239/0002 - September 2016**

Name or company name	The Loddon Dental Practice	16/17 Contracted general activity (UDA)	4,936
Contract type name	PDS Contract	Carry forward general activity (UDA)	0
Purpose of contract	General	16/17 Contracted orthodontic activity (UOA)	0
Contract start date	04/01/2015	Carry forward orthodontic activity (UOA)	0
Contract end date	31/03/2018	Baseline contract value	£300,278.34

**ACCESS**

	Contract	England and Wales
24 month ratio of assessments to patient IDs	1.01	1.10

**ACTIVITY**


Month	Adjusted Scheduled Activity (UOA)	
	2016	2017
April	0	0
May	0	129
June	0	278
July	0	536
August	0	979
September	0	1,481
October	0	
November	0	
December	0	
January	0	
February	0	
March	0	
April	0	
May	0	
June	0	

**QUALITY**

	Contract Quantity	Contract Base Number	Contract *	Region	England
% of all assessments that were assess and fit appliances (rolling 12 month period)	70	102	68.6%	53.0%	54.1%
% of all assessments that were assess and refuse (rolling 12 month period)	25	102	24.5%	11.7%	12.4%
% of all assessments that were assess and review (rolling 12 month period)	7	102	6.9%	35.3%	33.5%
% of terminated courses where treatment was abandoned or discontinued (rolling 12 month period)	0	0	N/A	8.5%	7.2%
% of completed treatments indicating that PAR score was taken (year to date)	0	0	N/A	58.7%	58.9%
Rate of removable appliances per 100 fixed appliances - proposed treatment (rolling 12 month period)	8	136	5.88	6.99	5.66
Rate of removable appliances per 100 fixed appliances - completed treatment (rolling 12 month period)	0	0	N/A	6.41	4.88
% of courses of treatment with removable appliances only - proposed treatment (rolling 12 month period)	0	70	0.0%	2.5%	2.1%
% of courses of treatment with removable appliances only - completed treatment (rolling 12 month period)	0	0	N/A	1.8%	1.5%
% of patients satisfied with the treatment they have received (rolling 12 month period)	1	1	100.0%	95.6%	95.7%

\* Figures in italics indicate that the base number is less than 100.

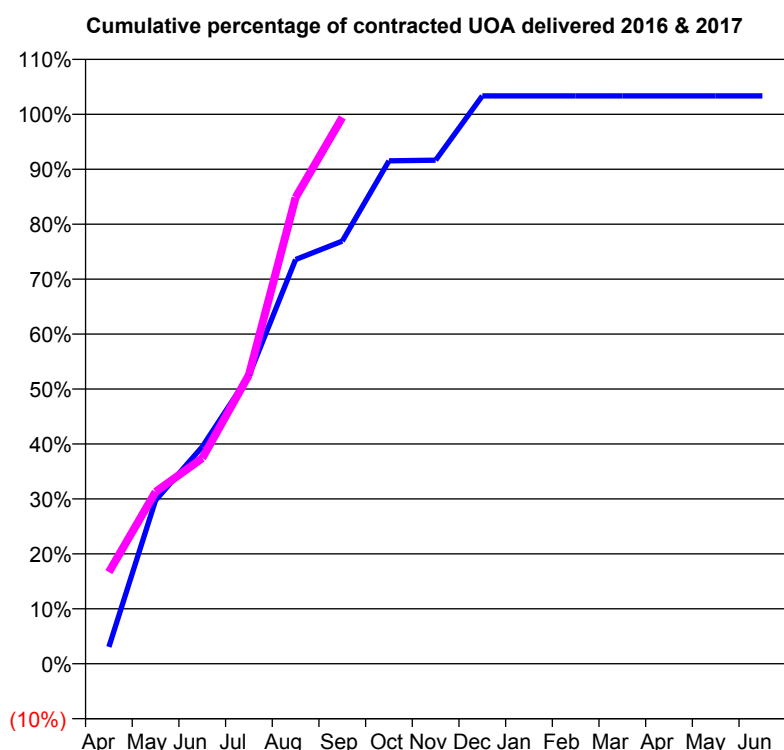
**Q56 - Vital Signs Orthodontic At a Glance Contract Report for 176702/0001 - September 2016**

Name or company name	Jeffrey Sherer and Larry Levin
Contract type name	GDS Contract
Purpose of contract	General and Orthodontic
Contract start date	01/04/2012
Contract end date	

16/17 Contracted general activity (UDA)	12,500
Carry forward general activity (UDA)	84
16/17 Contracted orthodontic activity (UOA)	719
Carry forward orthodontic activity (UOA)	-14
Baseline contract value	£312,276.95

**ACCESS**

	Contract	England and Wales
24 month ratio of assessments to patient IDs	1.01	1.10

**ACTIVITY**


Month	Adjusted Scheduled Activity (UOA)	
	2016	2017
April	22	120
May	214	225
June	284	269
July	377	378
August	529	610
September	553	715
October	658	
November	659	
December	743	
January	743	
February	743	
March	743	
April	743	
May	743	
June	743	

**QUALITY**

	Contract Quantity	Contract Base Number	Contract *	Region	England
% of all assessments that were assess and fit appliances (rolling 12 month period)	43	49	87.8%	53.0%	54.1%
% of all assessments that were assess and refuse (rolling 12 month period)	6	49	12.2%	11.7%	12.4%
% of all assessments that were assess and review (rolling 12 month period)	0	49	0.0%	35.3%	33.5%
% of terminated courses where treatment was abandoned or discontinued (rolling 12 month period)	1	15	6.7%	8.5%	7.2%
% of completed treatments indicating that PAR score was taken (year to date)	3	3	100.0%	58.7%	58.9%
Rate of removable appliances per 100 fixed appliances - proposed treatment (rolling 12 month period)	8	76	10.53	6.99	5.66
Rate of removable appliances per 100 fixed appliances - completed treatment (rolling 12 month period)	3	22	13.64	6.41	4.88
% of courses of treatment with removable appliances only - proposed treatment (rolling 12 month period)	1	43	2.3%	2.5%	2.1%
% of courses of treatment with removable appliances only - completed treatment (rolling 12 month period)	2	14	14.3%	1.8%	1.5%
% of patients satisfied with the treatment they have received (rolling 12 month period)	0	0	N/A	95.6%	95.7%

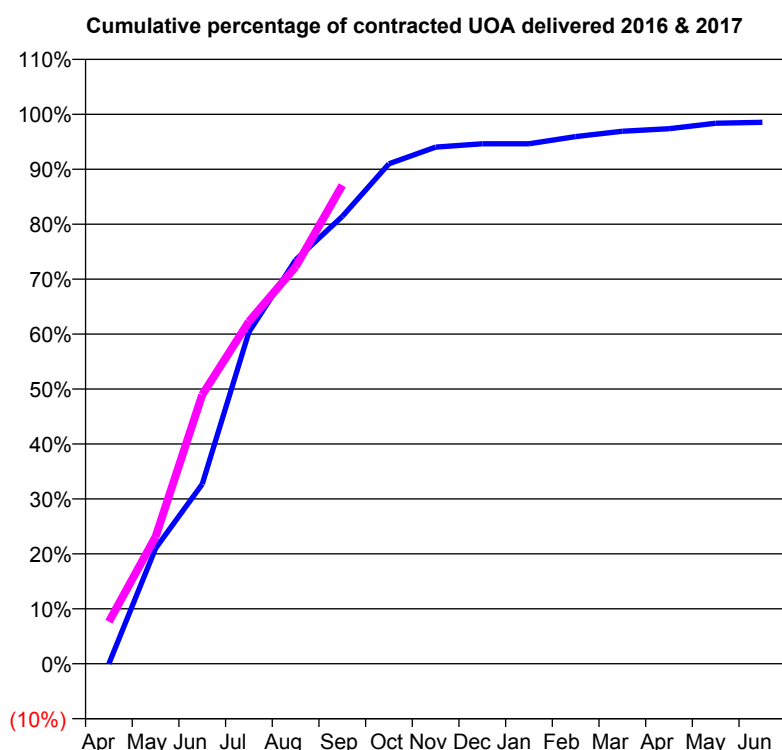
\* Figures in italics indicate that the base number is less than 100.

**Q56 - Vital Signs Orthodontic At a Glance Contract Report for 178861/0001 - September 2016**

Name or company name	Smile Orthodontics	16/17 Contracted general activity (UDA)	0
Contract type name	PDS Contract	Carry forward general activity (UDA)	0
Purpose of contract	Orthodontic	16/17 Contracted orthodontic activity (UOA)	13,458
Contract start date	01/07/2008	Carry forward orthodontic activity (UOA)	6
Contract end date	30/09/2018	Baseline contract value	£773,814.67

**ACCESS**

	Contract	England and Wales
24 month ratio of assessments to patient IDs	1.14	1.10

**ACTIVITY**


Month	Adjusted Scheduled Activity (UOA)	
	2016	2017
April	0	1,029
May	2,826	3,112
June	4,400	6,589
July	8,124	8,383
August	9,892	9,721
September	10,955	11,718
October	12,244	
November	12,654	
December	12,734	
January	12,734	
February	12,910	
March	13,042	
April	13,105	
May	13,239	
June	13,260	

**QUALITY**

	Contract Quantity	Contract Base Number	Contract *	Region	England
% of all assessments that were assess and fit appliances (rolling 12 month period)	655	1,329	49.3%	53.0%	54.1%
% of all assessments that were assess and refuse (rolling 12 month period)	112	1,329	8.4%	11.7%	12.4%
% of all assessments that were assess and review (rolling 12 month period)	562	1,329	42.3%	35.3%	33.5%
% of terminated courses where treatment was abandoned or discontinued (rolling 12 month period)	54	600	9.0%	8.5%	7.2%
% of completed treatments indicating that PAR score was taken (year to date)	6	305	2.0%	58.7%	58.9%
Rate of removable appliances per 100 fixed appliances - proposed treatment (rolling 12 month period)	69	1,260	5.48	6.99	5.66
Rate of removable appliances per 100 fixed appliances - completed treatment (rolling 12 month period)	28	1,049	2.67	6.41	4.88
% of courses of treatment with removable appliances only - proposed treatment (rolling 12 month period)	22	655	3.4%	2.5%	2.1%
% of courses of treatment with removable appliances only - completed treatment (rolling 12 month period)	16	546	2.9%	1.8%	1.5%
% of patients satisfied with the treatment they have received (rolling 12 month period)	31	31	100.0%	95.6%	95.7%

\* Figures in italics indicate that the base number is less than 100.

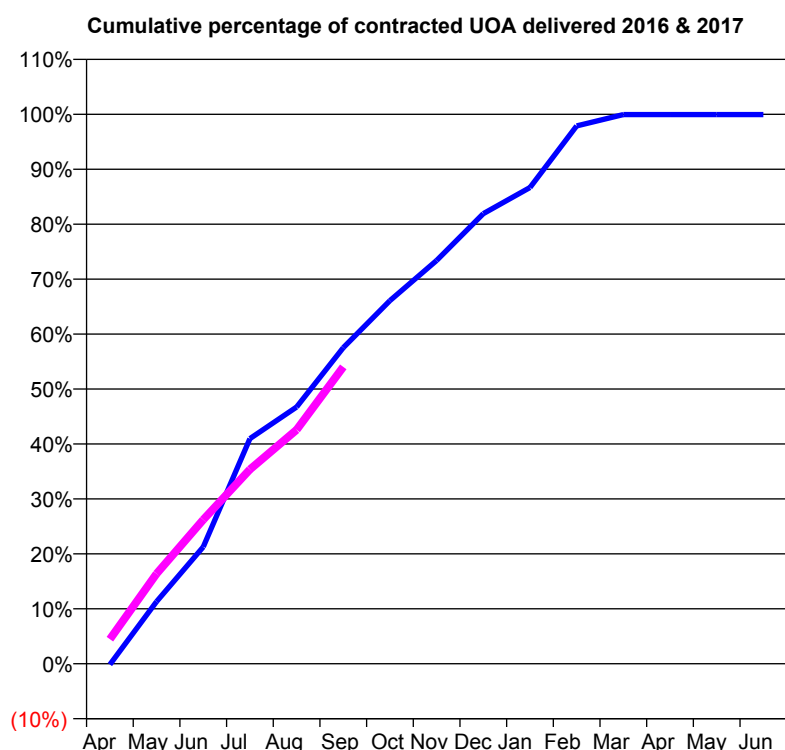
**Q56 - Vital Signs Orthodontic At a Glance Contract Report for 182397/0001 - September 2016**

Name or company name	Bank Bulidings Dental Practice
Contract type name	GDS Contract
Purpose of contract	General and Orthodontic
Contract start date	01/04/2011
Contract end date	

16/17 Contracted general activity (UDA)	40,973
Carry forward general activity (UDA)	242
16/17 Contracted orthodontic activity (UOA)	3,067
Carry forward orthodontic activity (UOA)	2
Baseline contract value	£1,126,685.64

**ACCESS**

	Contract	England and Wales
24 month ratio of assessments to patient IDs	1.14	1.10

**ACTIVITY**


Month	Adjusted Scheduled Activity (UOA)	
	2016	2017
April	-5	137
May	347	503
June	652	804
July	1,257	1,085
August	1,433	1,306
September	1,764	1,657
October	2,027	
November	2,251	
December	2,512	
January	2,658	
February	3,002	
March	3,065	
April	3,065	
May	3,065	
June	3,065	

**QUALITY**

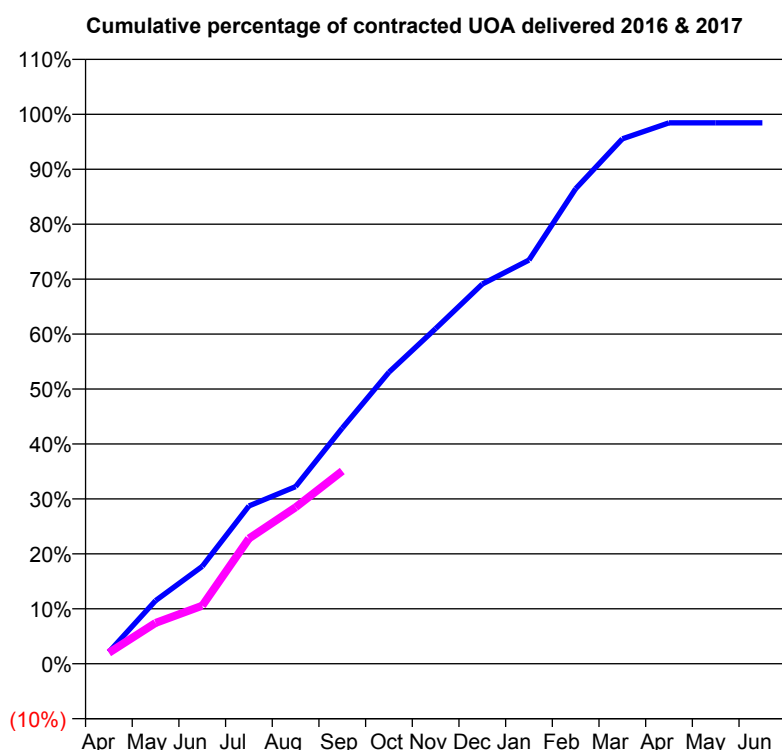
	Contract Quantity	Contract Base Number	Contract *	Region	England
% of all assessments that were assess and fit appliances (rolling 12 month period)	135	263	51.3%	53.0%	54.1%
% of all assessments that were assess and refuse (rolling 12 month period)	38	263	14.4%	11.7%	12.4%
% of all assessments that were assess and review (rolling 12 month period)	90	263	34.2%	35.3%	33.5%
% of terminated courses where treatment was abandoned or discontinued (rolling 12 month period)	8	68	11.8%	8.5%	7.2%
% of completed treatments indicating that PAR score was taken (year to date)	26	27	96.3%	58.7%	58.9%
Rate of removable appliances per 100 fixed appliances - proposed treatment (rolling 12 month period)	13	263	4.94	6.99	5.66
Rate of removable appliances per 100 fixed appliances - completed treatment (rolling 12 month period)	1	2	50.00	6.41	4.88
% of courses of treatment with removable appliances only - proposed treatment (rolling 12 month period)	1	135	0.7%	2.5%	2.1%
% of courses of treatment with removable appliances only - completed treatment (rolling 12 month period)	0	60	0.0%	1.8%	1.5%
% of patients satisfied with the treatment they have received (rolling 12 month period)	6	6	100.0%	95.6%	95.7%

\* Figures in italics indicate that the base number is less than 100.

**Q56 - Vital Signs Orthodontic At a Glance Contract Report for 186872/0002 - September 2016**

Name or company name	ORTHOWORLD 2000 LTD	16/17 Contracted general activity (UDA)	0
Contract type name	PDS Contract	Carry forward general activity (UDA)	0
Purpose of contract	Orthodontic	16/17 Contracted orthodontic activity (UOA)	10,779
Contract start date	01/04/2006	Carry forward orthodontic activity (UOA)	0
Contract end date		Baseline contract value	£709,113.34

ACCESS	Contract	England and Wales
24 month ratio of assessments to patient IDs	1.05	1.10

**ACTIVITY**


Month	Adjusted Scheduled Activity (UOA)	
	2016	2017
April	232	215
May	1,238	802
June	1,910	1,138
July	3,097	2,458
August	3,474	3,069
September	4,623	3,781
October	5,720	
November	6,574	
December	7,447	
January	7,919	
February	9,318	
March	10,298	
April	10,610	
May	10,610	
June	10,610	

QUALITY	Contract Quantity	Contract Base Number	Contract *	Region	England
% of all assessments that were assess and fit appliances (rolling 12 month period)	479	714	67.1%	53.0%	54.1%
% of all assessments that were assess and refuse (rolling 12 month period)	97	714	13.6%	11.7%	12.4%
% of all assessments that were assess and review (rolling 12 month period)	138	714	19.3%	35.3%	33.5%
% of terminated courses where treatment was abandoned or discontinued (rolling 12 month period)	3	191	1.6%	8.5%	7.2%
% of completed treatments indicating that PAR score was taken (year to date)	78	107	72.9%	58.7%	58.9%
Rate of removable appliances per 100 fixed appliances - proposed treatment (rolling 12 month period)	14	884	1.58	6.99	5.66
Rate of removable appliances per 100 fixed appliances - completed treatment (rolling 12 month period)	2	369	0.54	6.41	4.88
% of courses of treatment with removable appliances only - proposed treatment (rolling 12 month period)	0	479	0.0%	2.5%	2.1%
% of courses of treatment with removable appliances only - completed treatment (rolling 12 month period)	2	188	1.1%	1.8%	1.5%
% of patients satisfied with the treatment they have received (rolling 12 month period)	10	11	90.9%	95.6%	95.7%

\* Figures in italics indicate that the base number is less than 100.



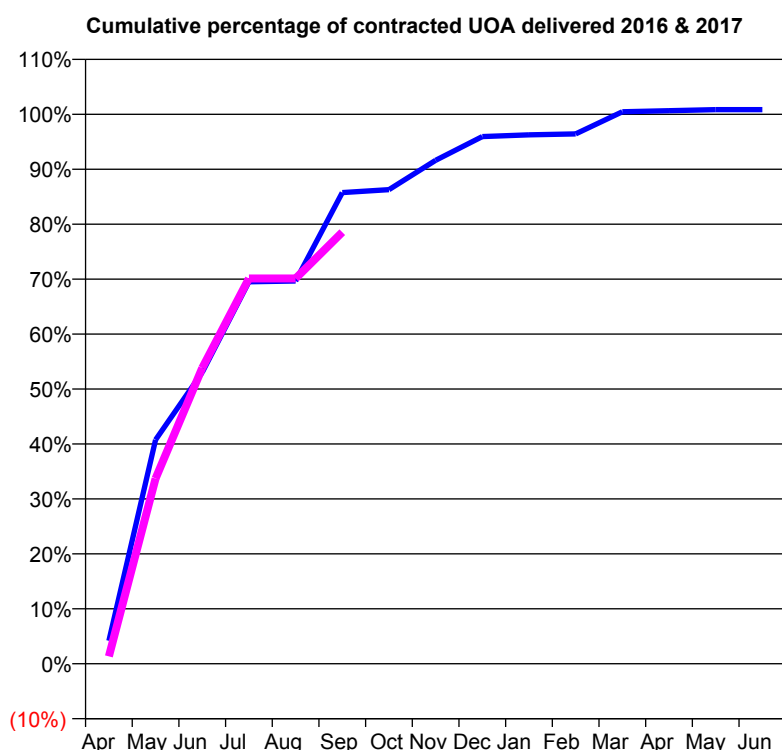
**Q56 - Vital Signs Orthodontic At a Glance Contract Report for 188301/0001 - September 2016**

Name or company name	Capel Dental Ltd
Contract type name	GDS Contract
Purpose of contract	General and Orthodontic
Contract start date	01/09/2007
Contract end date	

16/17 Contracted general activity (UDA)	5,612
Carry forward general activity (UDA)	127
16/17 Contracted orthodontic activity (UOA)	522
Carry forward orthodontic activity (UOA)	-4
Baseline contract value	£189,603.25

**ACCESS**

	Contract	England and Wales
24 month ratio of assessments to patient IDs	1.28	1.10

**ACTIVITY**


Month	Adjusted Scheduled Activity (UOA)	
	2016	2017
April	22	7
May	213	176
June	277	281
July	363	366
August	364	366
September	448	410
October	450	
November	478	
December	501	
January	502	
February	503	
March	524	
April	525	
May	526	
June	526	

**QUALITY**

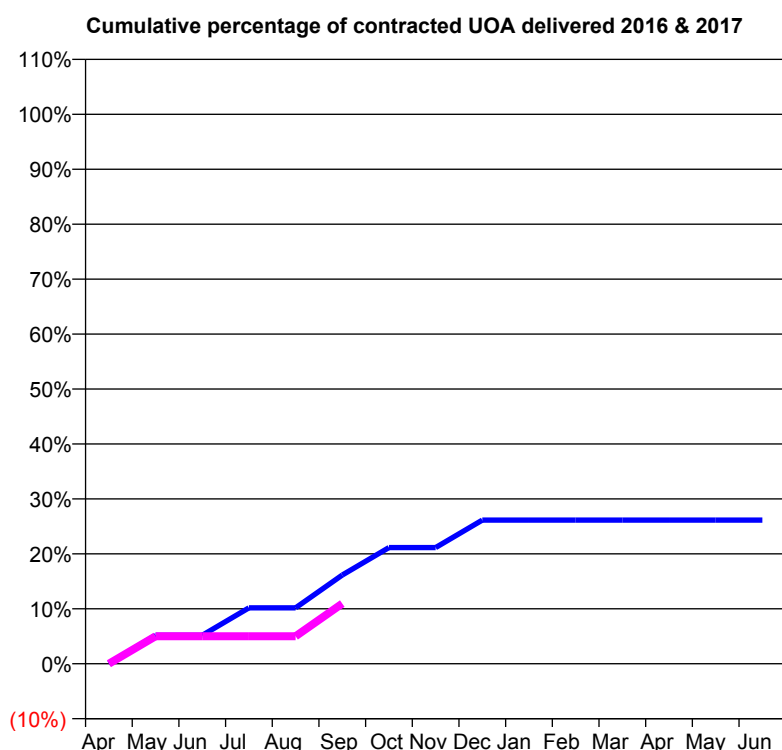
	Contract Quantity	Contract Base Number	Contract *	Region	England
% of all assessments that were assess and fit appliances (rolling 12 month period)	22	40	55.0%	53.0%	54.1%
% of all assessments that were assess and refuse (rolling 12 month period)	6	40	15.0%	11.7%	12.4%
% of all assessments that were assess and review (rolling 12 month period)	12	40	30.0%	35.3%	33.5%
% of terminated courses where treatment was abandoned or discontinued (rolling 12 month period)	0	17	0.0%	8.5%	7.2%
% of completed treatments indicating that PAR score was taken (year to date)	7	7	100.0%	58.7%	58.9%
Rate of removable appliances per 100 fixed appliances - proposed treatment (rolling 12 month period)	1	40	2.50	6.99	5.66
Rate of removable appliances per 100 fixed appliances - completed treatment (rolling 12 month period)	3	28	10.71	6.41	4.88
% of courses of treatment with removable appliances only - proposed treatment (rolling 12 month period)	0	22	0.0%	2.5%	2.1%
% of courses of treatment with removable appliances only - completed treatment (rolling 12 month period)	1	17	5.9%	1.8%	1.5%
% of patients satisfied with the treatment they have received (rolling 12 month period)	0	0	N/A	95.6%	95.7%

\* Figures in italics indicate that the base number is less than 100.

**Q56 - Vital Signs Orthodontic At a Glance Contract Report for 190241/0001 - September 2016**

Name or company name	CCS Dental Service	16/17 Contracted general activity (UDA)	23,865
Contract type name	PDS Contract	Carry forward general activity (UDA)	0
Purpose of contract	General and Orthodontic	16/17 Contracted orthodontic activity (UOA)	420
Contract start date	01/04/2010	Carry forward orthodontic activity (UOA)	0
Contract end date	31/03/2018	Baseline contract value	£2,593,708.17

ACCESS	Contract	England and Wales
24 month ratio of assessments to patient IDs	1.00	1.10

**ACTIVITY**


Month	Adjusted Scheduled Activity (UOA)	
	2016	2017
April	0	0
May	22	21
June	22	21
July	43	21
August	43	21
September	68	46
October	89	
November	89	
December	110	
January	110	
February	110	
March	110	
April	110	
May	110	
June	110	

QUALITY	Contract Quantity	Contract Base Number	Contract *	Region	England
% of all assessments that were assess and fit appliances (rolling 12 month period)	6	6	100.0%	53.0%	54.1%
% of all assessments that were assess and refuse (rolling 12 month period)	0	6	0.0%	11.7%	12.4%
% of all assessments that were assess and review (rolling 12 month period)	0	6	0.0%	35.3%	33.5%
% of terminated courses where treatment was abandoned or discontinued (rolling 12 month period)	4	11	36.4%	8.5%	7.2%
% of completed treatments indicating that PAR score was taken (year to date)	2	2	100.0%	58.7%	58.9%
Rate of removable appliances per 100 fixed appliances - proposed treatment (rolling 12 month period)	5	0	N/A	6.99	5.66
Rate of removable appliances per 100 fixed appliances - completed treatment (rolling 12 month period)	1	0	N/A	6.41	4.88
% of courses of treatment with removable appliances only - proposed treatment (rolling 12 month period)	5	6	83.3%	2.5%	2.1%
% of courses of treatment with removable appliances only - completed treatment (rolling 12 month period)	1	7	14.3%	1.8%	1.5%
% of patients satisfied with the treatment they have received (rolling 12 month period)	0	0	N/A	95.6%	95.7%

\* Figures in italics indicate that the base number is less than 100.

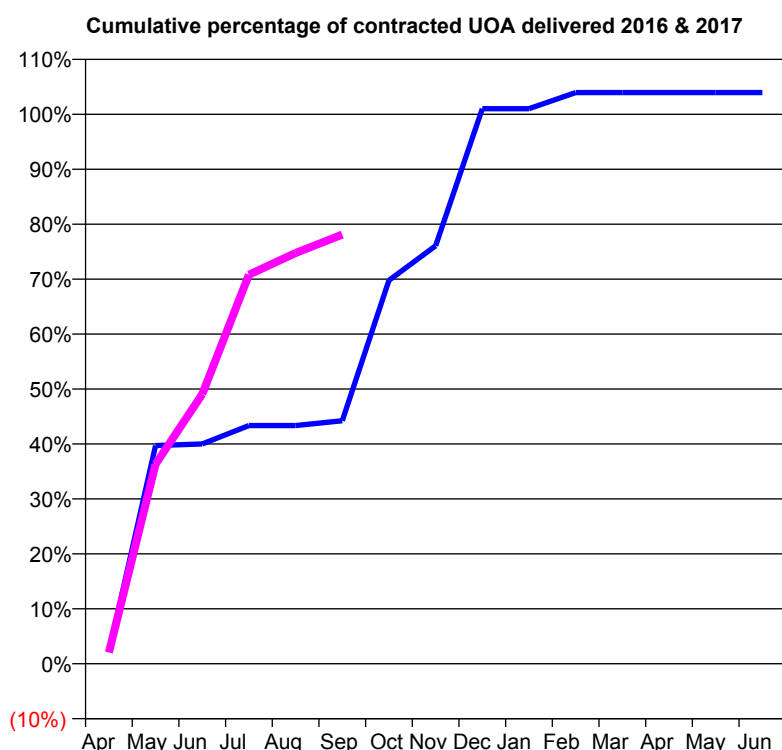
**Q56 - Vital Signs Orthodontic At a Glance Contract Report for 192988/0001 - September 2016**

Name or company name	Northo Limited
Contract type name	PDS Contract
Purpose of contract	Orthodontic
Contract start date	01/12/2010
Contract end date	31/03/2018

16/17 Contracted general activity (UDA)	0
Carry forward general activity (UDA)	0
16/17 Contracted orthodontic activity (UOA)	685
Carry forward orthodontic activity (UOA)	-14
Baseline contract value	£42,959.03

**ACCESS**

	Contract	England and Wales
24 month ratio of assessments to patient IDs	1.06	1.10

**ACTIVITY**


Month	Adjusted Scheduled Activity (UOA)	
	2016	2017
April	15	14
May	272	249
June	274	336
July	297	485
August	297	512
September	303	535
October	478	
November	521	
December	692	
January	692	
February	712	
March	712	
April	712	
May	712	
June	712	

**QUALITY**

	Contract Quantity	Contract Base Number	Contract *	Region	England
% of all assessments that were assess and fit appliances (rolling 12 month period)	43	71	60.6%	53.0%	54.1%
% of all assessments that were assess and refuse (rolling 12 month period)	10	71	14.1%	11.7%	12.4%
% of all assessments that were assess and review (rolling 12 month period)	18	71	25.4%	35.3%	33.5%
% of terminated courses where treatment was abandoned or discontinued (rolling 12 month period)	3	32	9.4%	8.5%	7.2%
% of completed treatments indicating that PAR score was taken (year to date)	10	11	90.9%	58.7%	58.9%
Rate of removable appliances per 100 fixed appliances - proposed treatment (rolling 12 month period)	0	0	N/A	6.99	5.66
Rate of removable appliances per 100 fixed appliances - completed treatment (rolling 12 month period)	0	0	N/A	6.41	4.88
% of courses of treatment with removable appliances only - proposed treatment (rolling 12 month period)	0	43	0.0%	2.5%	2.1%
% of courses of treatment with removable appliances only - completed treatment (rolling 12 month period)	0	29	0.0%	1.8%	1.5%
% of patients satisfied with the treatment they have received (rolling 12 month period)	0	0	N/A	95.6%	95.7%

\* Figures in italics indicate that the base number is less than 100.

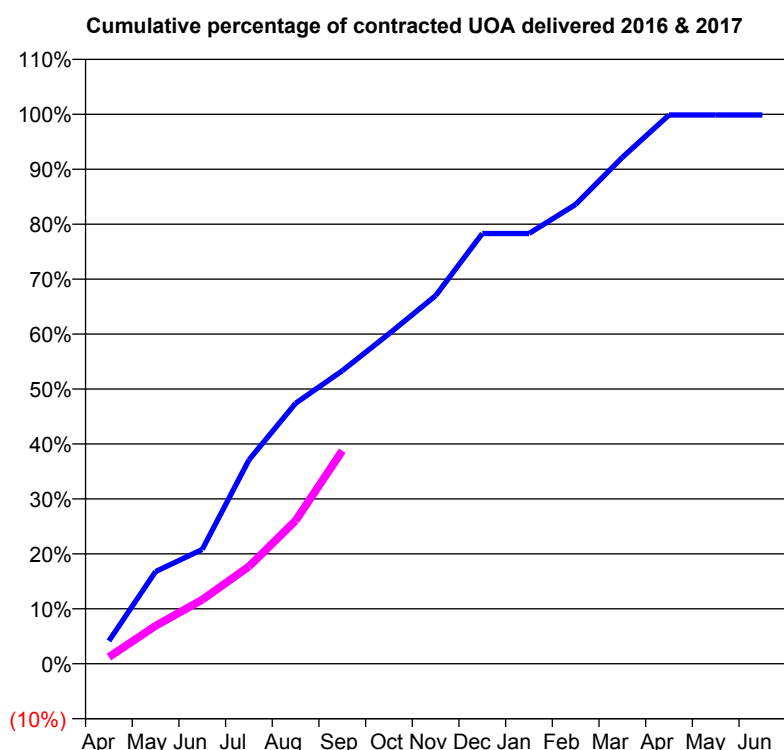
**Q56 - Vital Signs Orthodontic At a Glance Contract Report for 198390/0001 - September 2016**

Name or company name	Stewart House Orthodontics Limited
Contract type name	PDS Contract
Purpose of contract	Orthodontic
Contract start date	01/10/2011
Contract end date	31/03/2018

16/17 Contracted general activity (UDA)	0
Carry forward general activity (UDA)	0
16/17 Contracted orthodontic activity (UOA)	5,847
Carry forward orthodontic activity (UOA)	8
Baseline contract value	£364,806.12

**ACCESS**

	Contract	England and Wales
24 month ratio of assessments to patient IDs	1.09	1.10

**ACTIVITY**


Month	Adjusted Scheduled Activity (UOA)	
	2016	2017
April	243	72
May	981	404
June	1,217	682
July	2,169	1,035
August	2,772	1,524
September	3,117	2,267
October	3,511	
November	3,916	
December	4,577	
January	4,577	
February	4,887	
March	5,388	
April	5,839	
May	5,839	
June	5,839	

**QUALITY**

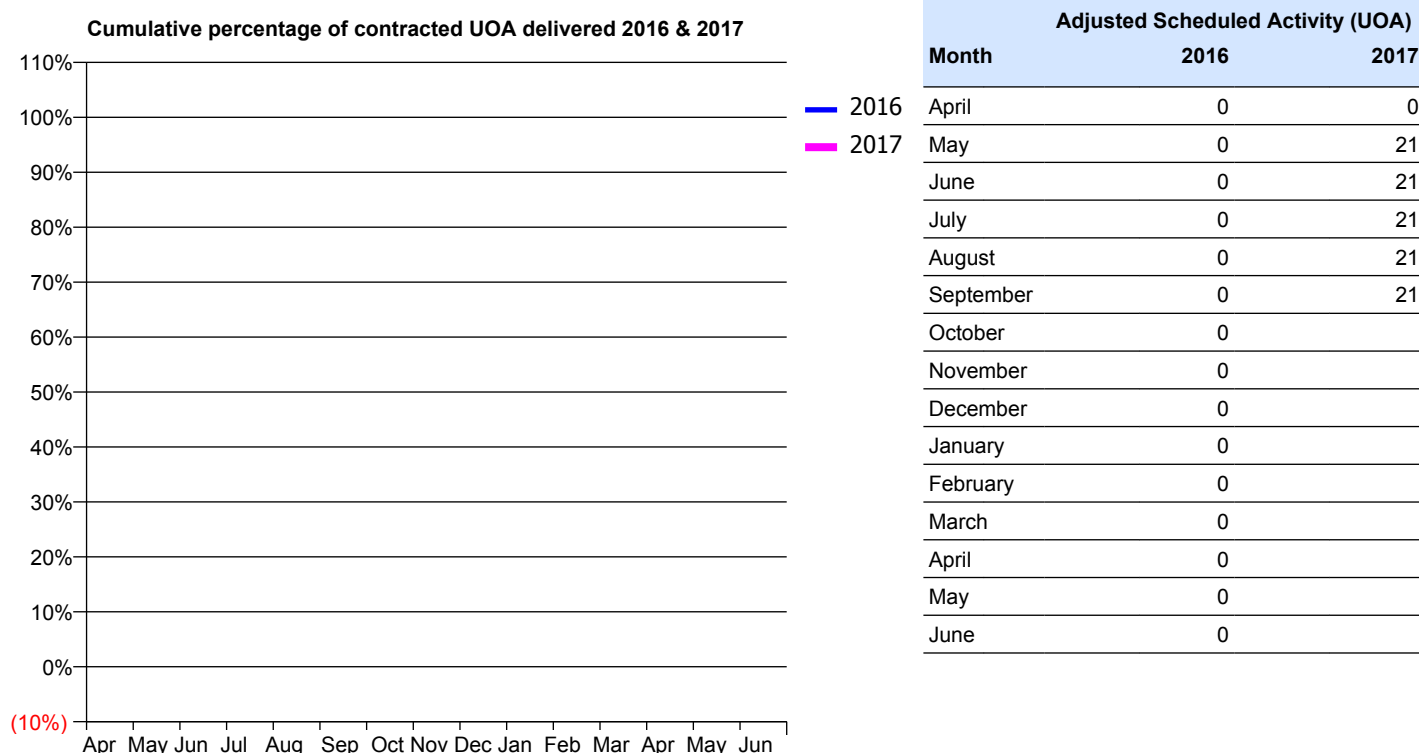
	Contract Quantity	Contract Base Number	Contract *	Region	England
% of all assessments that were assess and fit appliances (rolling 12 month period)	230	458	50.2%	53.0%	54.1%
% of all assessments that were assess and refuse (rolling 12 month period)	96	458	21.0%	11.7%	12.4%
% of all assessments that were assess and review (rolling 12 month period)	132	458	28.8%	35.3%	33.5%
% of terminated courses where treatment was abandoned or discontinued (rolling 12 month period)	31	313	9.9%	8.5%	7.2%
% of completed treatments indicating that PAR score was taken (year to date)	144	169	85.2%	58.7%	58.9%
Rate of removable appliances per 100 fixed appliances - proposed treatment (rolling 12 month period)	48	411	11.68	6.99	5.66
Rate of removable appliances per 100 fixed appliances - completed treatment (rolling 12 month period)	97	498	19.48	6.41	4.88
% of courses of treatment with removable appliances only - proposed treatment (rolling 12 month period)	15	230	6.5%	2.5%	2.1%
% of courses of treatment with removable appliances only - completed treatment (rolling 12 month period)	19	282	6.7%	1.8%	1.5%
% of patients satisfied with the treatment they have received (rolling 12 month period)	8	8	100.0%	95.6%	95.7%

\* Figures in italics indicate that the base number is less than 100.

**Q56 - Vital Signs Orthodontic At a Glance Contract Report for 199176/0001 - September 2016**

Name or company name	Larry Levin & Jeff Sherer	16/17 Contracted general activity (UDA)	51,387
Contract type name	GDS Contract	Carry forward general activity (UDA)	1,587
Purpose of contract	General	16/17 Contracted orthodontic activity (UOA)	0
Contract start date	01/04/2013	Carry forward orthodontic activity (UOA)	0
Contract end date		Baseline contract value	£1,065,567.58

ACCESS	Contract	England and Wales
24 month ratio of assessments to patient IDs	1.00	1.10

**ACTIVITY**


QUALITY	Contract Quantity	Contract Base Number	Contract *	Region	England
% of all assessments that were assess and fit appliances (rolling 12 month period)	1	1	100.0%	53.0%	54.1%
% of all assessments that were assess and refuse (rolling 12 month period)	0	1	0.0%	11.7%	12.4%
% of all assessments that were assess and review (rolling 12 month period)	0	1	0.0%	35.3%	33.5%
% of terminated courses where treatment was abandoned or discontinued (rolling 12 month period)	0	0	N/A	8.5%	7.2%
% of completed treatments indicating that PAR score was taken (year to date)	0	0	N/A	58.7%	58.9%
Rate of removable appliances per 100 fixed appliances - proposed treatment (rolling 12 month period)	0	2	0.00	6.99	5.66
Rate of removable appliances per 100 fixed appliances - completed treatment (rolling 12 month period)	0	0	N/A	6.41	4.88
% of courses of treatment with removable appliances only - proposed treatment (rolling 12 month period)	0	1	0.0%	2.5%	2.1%
% of courses of treatment with removable appliances only - completed treatment (rolling 12 month period)	0	0	N/A	1.8%	1.5%
% of patients satisfied with the treatment they have received (rolling 12 month period)	0	0	N/A	95.6%	95.7%

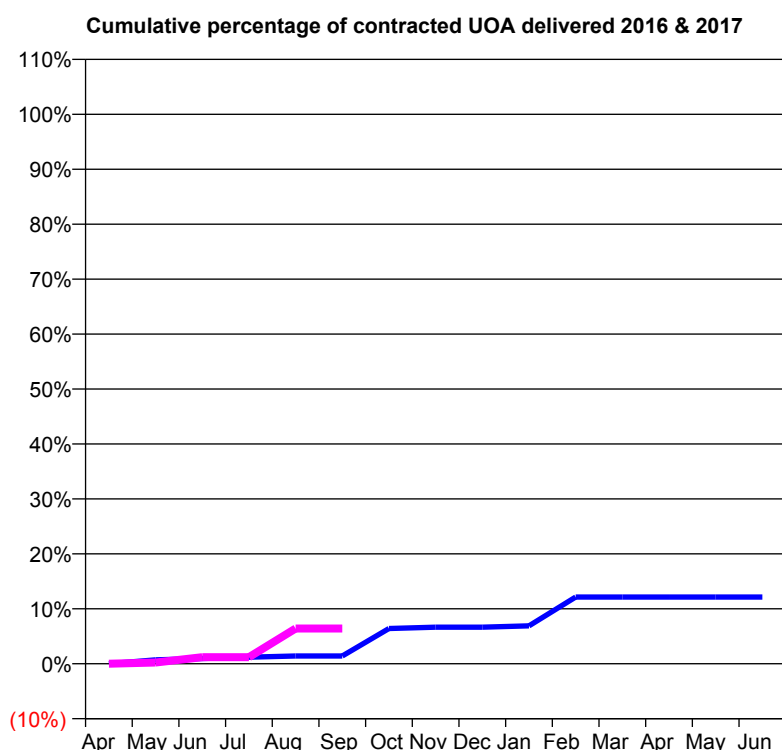
\* Figures in italics indicate that the base number is less than 100.

**Q56 - Vital Signs Orthodontic At a Glance Contract Report for 209325/0001 - September 2016**

Name or company name	MR DW BALDOCK	16/17 Contracted general activity (UDA)	4,640
Contract type name	GDS Contract	Carry forward general activity (UDA)	0
Purpose of contract	General and Orthodontic	16/17 Contracted orthodontic activity (UOA)	420
Contract start date	01/04/2006	Carry forward orthodontic activity (UOA)	0
Contract end date		Baseline contract value	£172,130.03

**ACCESS**

	Contract	England and Wales
24 month ratio of assessments to patient IDs	1.00	1.10

**ACTIVITY**


Month	Adjusted Scheduled Activity (UOA)	
	2016	2017
April	0	0
May	3	1
June	4	5
July	5	5
August	6	27
September	6	27
October	27	
November	28	
December	28	
January	29	
February	51	
March	51	
April	51	
May	51	
June	51	

**QUALITY**

	Contract Quantity	Contract Base Number	Contract *	Region	England
% of all assessments that were assess and fit appliances (rolling 12 month period)	4	9	44.4%	53.0%	54.1%
% of all assessments that were assess and refuse (rolling 12 month period)	1	9	11.1%	11.7%	12.4%
% of all assessments that were assess and review (rolling 12 month period)	4	9	44.4%	35.3%	33.5%
% of terminated courses where treatment was abandoned or discontinued (rolling 12 month period)	3	4	75.0%	8.5%	7.2%
% of completed treatments indicating that PAR score was taken (year to date)	0	0	N/A	58.7%	58.9%
Rate of removable appliances per 100 fixed appliances - proposed treatment (rolling 12 month period)	1	3	33.33	6.99	5.66
Rate of removable appliances per 100 fixed appliances - completed treatment (rolling 12 month period)	0	0	N/A	6.41	4.88
% of courses of treatment with removable appliances only - proposed treatment (rolling 12 month period)	1	4	25.0%	2.5%	2.1%
% of courses of treatment with removable appliances only - completed treatment (rolling 12 month period)	0	1	0.0%	1.8%	1.5%
% of patients satisfied with the treatment they have received (rolling 12 month period)	1	1	100.0%	95.6%	95.7%

\* Figures in italics indicate that the base number is less than 100.

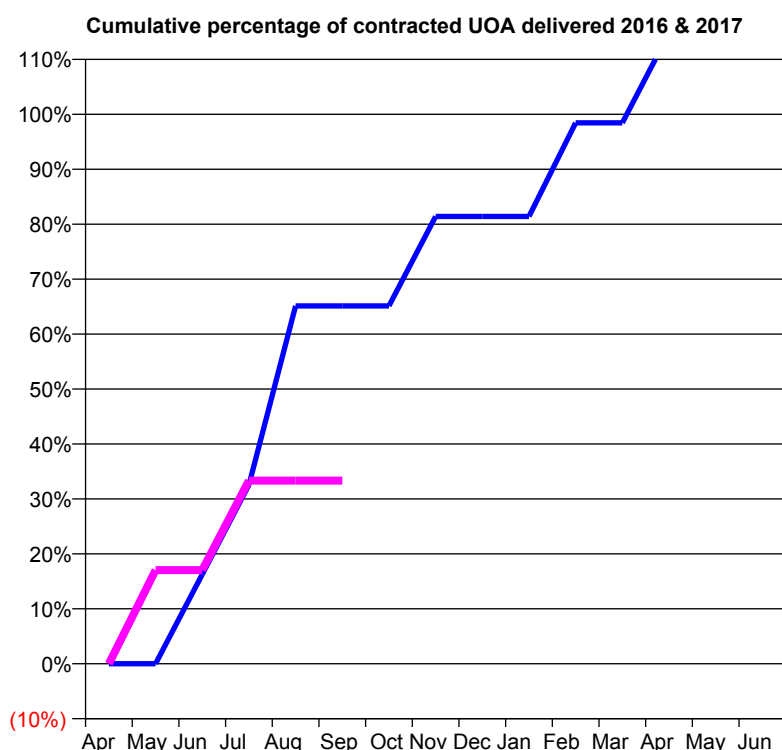
**Q56 - Vital Signs Orthodontic At a Glance Contract Report for 220469/0001 - September 2016**

Name or company name	Riverside Dental Surgery
Contract type name	GDS Contract
Purpose of contract	General and Orthodontic
Contract start date	01/04/2006
Contract end date	

16/17 Contracted general activity (UDA)	2,583
Carry forward general activity (UDA)	0
16/17 Contracted orthodontic activity (UOA)	129
Carry forward orthodontic activity (UOA)	0
Baseline contract value	£65,536.59

**ACCESS**

	Contract	England and Wales
24 month ratio of assessments to patient IDs	1.06	1.10

**ACTIVITY**


Month	Adjusted Scheduled Activity (UOA)	
	2016	2017
April	0	0
May	0	22
June	21	22
July	42	43
August	84	43
September	84	43
October	84	
November	105	
December	105	
January	105	
February	127	
March	127	
April	148	
May	190	
June	190	

**QUALITY**

	Contract Quantity	Contract Base Number	Contract *	Region	England
% of all assessments that were assess and fit appliances (rolling 12 month period)	8	10	80.0%	53.0%	54.1%
% of all assessments that were assess and refuse (rolling 12 month period)	0	10	0.0%	11.7%	12.4%
% of all assessments that were assess and review (rolling 12 month period)	2	10	20.0%	35.3%	33.5%
% of terminated courses where treatment was abandoned or discontinued (rolling 12 month period)	1	1	100.0%	8.5%	7.2%
% of completed treatments indicating that PAR score was taken (year to date)	0	0	N/A	58.7%	58.9%
Rate of removable appliances per 100 fixed appliances - proposed treatment (rolling 12 month period)	1	6	16.67	6.99	5.66
Rate of removable appliances per 100 fixed appliances - completed treatment (rolling 12 month period)	0	0	N/A	6.41	4.88
% of courses of treatment with removable appliances only - proposed treatment (rolling 12 month period)	1	8	12.5%	2.5%	2.1%
% of courses of treatment with removable appliances only - completed treatment (rolling 12 month period)	0	0	N/A	1.8%	1.5%
% of patients satisfied with the treatment they have received (rolling 12 month period)	0	0	N/A	95.6%	95.7%

\* Figures in italics indicate that the base number is less than 100.

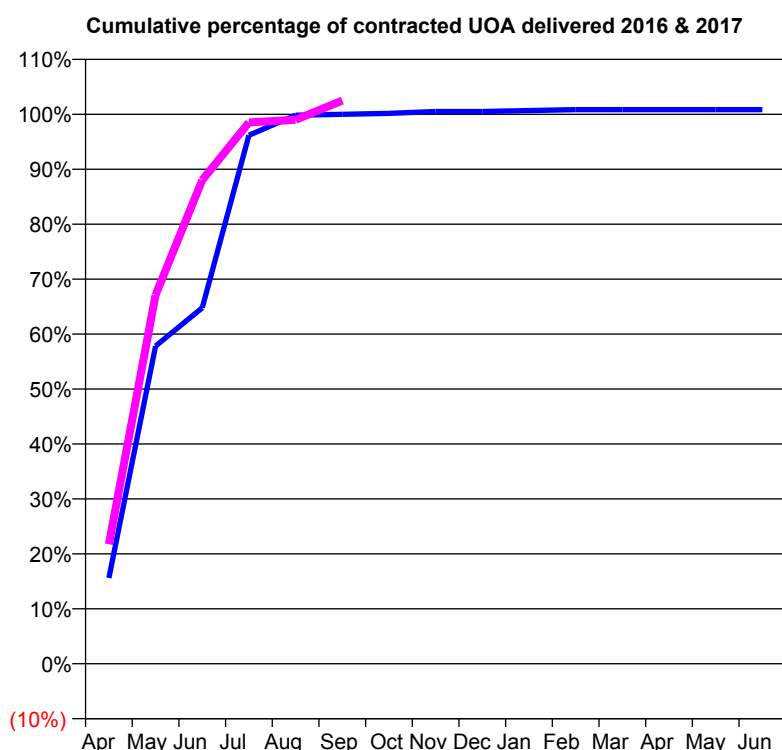
**Q56 - Vital Signs Orthodontic At a Glance Contract Report for 222224/0001 - September 2016**

Name or company name	MR DA STOTT
Contract type name	GDS Contract
Purpose of contract	General and Orthodontic
Contract start date	01/04/2006
Contract end date	

16/17 Contracted general activity (UDA)	12,808
Carry forward general activity (UDA)	111
16/17 Contracted orthodontic activity (UOA)	602
Carry forward orthodontic activity (UOA)	-5
Baseline contract value	£339,638.57

**ACCESS**

	Contract	England and Wales
24 month ratio of assessments to patient IDs	1.01	1.10

**ACTIVITY**


Month	Adjusted Scheduled Activity (UOA)	
	2016	2017
April	94	131
May	348	404
June	390	530
July	579	593
August	601	596
September	602	617
October	603	
November	605	
December	605	
January	606	
February	607	
March	607	
April	607	
May	607	
June	607	

**QUALITY**

	Contract Quantity	Contract Base Number	Contract *	Region	England
% of all assessments that were assess and fit appliances (rolling 12 month period)	29	39	74.4%	53.0%	54.1%
% of all assessments that were assess and refuse (rolling 12 month period)	3	39	7.7%	11.7%	12.4%
% of all assessments that were assess and review (rolling 12 month period)	7	39	17.9%	35.3%	33.5%
% of terminated courses where treatment was abandoned or discontinued (rolling 12 month period)	4	21	19.0%	8.5%	7.2%
% of completed treatments indicating that PAR score was taken (year to date)	7	9	77.8%	58.7%	58.9%
Rate of removable appliances per 100 fixed appliances - proposed treatment (rolling 12 month period)	2	56	3.57	6.99	5.66
Rate of removable appliances per 100 fixed appliances - completed treatment (rolling 12 month period)	0	0	N/A	6.41	4.88
% of courses of treatment with removable appliances only - proposed treatment (rolling 12 month period)	0	29	0.0%	2.5%	2.1%
% of courses of treatment with removable appliances only - completed treatment (rolling 12 month period)	0	17	0.0%	1.8%	1.5%
% of patients satisfied with the treatment they have received (rolling 12 month period)	2	2	100.0%	95.6%	95.7%

\* Figures in italics indicate that the base number is less than 100.



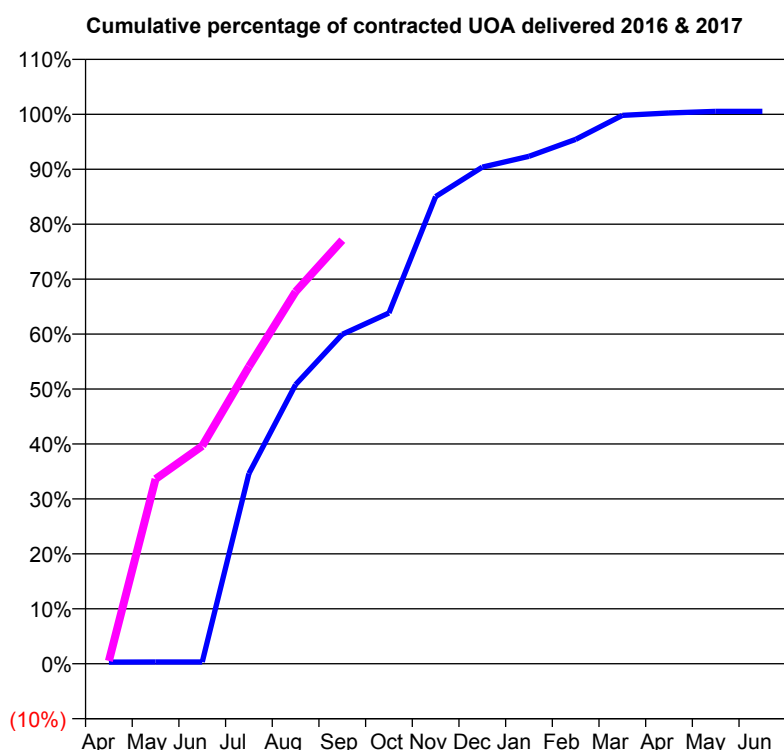
**Q56 - Vital Signs Orthodontic At a Glance Contract Report for 232246/0001 - September 2016**

Name or company name	MR TI DAVIES
Contract type name	PDS Contract
Purpose of contract	Orthodontic
Contract start date	01/04/2006
Contract end date	31/03/2018

16/17 Contracted general activity (UDA)	0
Carry forward general activity (UDA)	0
16/17 Contracted orthodontic activity (UOA)	4,476
Carry forward orthodontic activity (UOA)	-23
Baseline contract value	£280,701.24

**ACCESS**

	Contract	England and Wales
24 month ratio of assessments to patient IDs	1.18	1.10

**ACTIVITY**


Month	Adjusted Scheduled Activity (UOA)	
	2016	2017
April	14	23
May	15	1,505
June	15	1,774
July	1,549	2,421
August	2,274	3,031
September	2,683	3,450
October	2,857	
November	3,806	
December	4,046	
January	4,133	
February	4,271	
March	4,467	
April	4,486	
May	4,499	
June	4,499	

**QUALITY**

	Contract Quantity	Contract Base Number	Contract *	Region	England
% of all assessments that were assess and fit appliances (rolling 12 month period)	217	939	23.1%	53.0%	54.1%
% of all assessments that were assess and refuse (rolling 12 month period)	265	939	28.2%	11.7%	12.4%
% of all assessments that were assess and review (rolling 12 month period)	457	939	48.7%	35.3%	33.5%
% of terminated courses where treatment was abandoned or discontinued (rolling 12 month period)	4	198	2.0%	8.5%	7.2%
% of completed treatments indicating that PAR score was taken (year to date)	77	77	100.0%	58.7%	58.9%
Rate of removable appliances per 100 fixed appliances - proposed treatment (rolling 12 month period)	30	415	7.23	6.99	5.66
Rate of removable appliances per 100 fixed appliances - completed treatment (rolling 12 month period)	20	379	5.28	6.41	4.88
% of courses of treatment with removable appliances only - proposed treatment (rolling 12 month period)	4	217	1.8%	2.5%	2.1%
% of courses of treatment with removable appliances only - completed treatment (rolling 12 month period)	1	194	0.5%	1.8%	1.5%
% of patients satisfied with the treatment they have received (rolling 12 month period)	4	4	100.0%	95.6%	95.7%

\* Figures in italics indicate that the base number is less than 100.

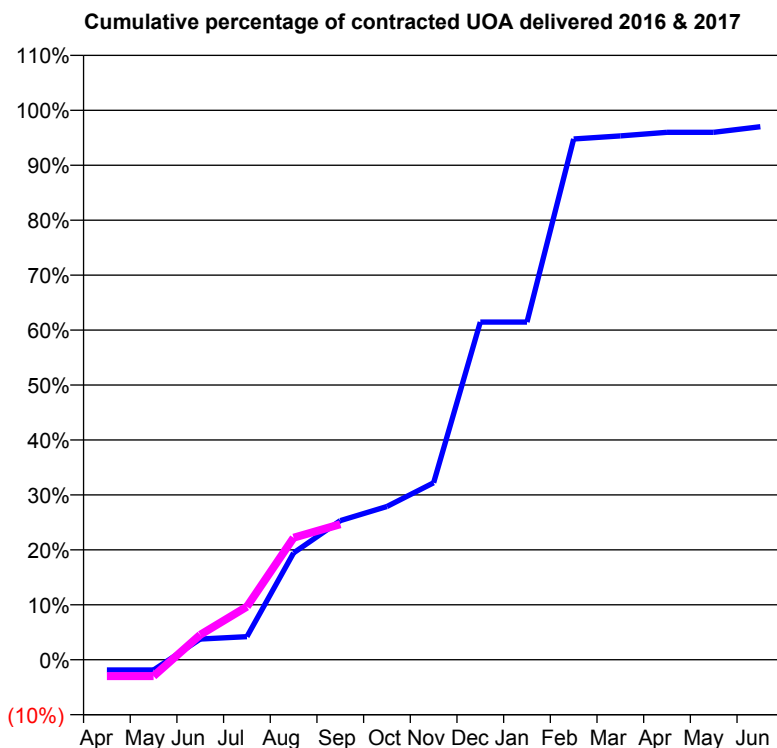
**Q56 - Vital Signs Orthodontic At a Glance Contract Report for 299022/0001 - September 2016**

Name or company name	MR G KARATZOPOULOS
Contract type name	GDS Contract
Purpose of contract	General and Orthodontic
Contract start date	01/08/2012
Contract end date	

16/17 Contracted general activity (UDA)	551
Carry forward general activity (UDA)	-11
16/17 Contracted orthodontic activity (UOA)	900
Carry forward orthodontic activity (UOA)	27
Baseline contract value	£70,764.34

**ACCESS**

	Contract	England and Wales
24 month ratio of assessments to patient IDs	1.10	1.10

**ACTIVITY**


Month	Adjusted Scheduled Activity (UOA)	
	2016	2017
April	-17	-27
May	-17	-27
June	34	41
July	38	87
August	175	200
September	228	222
October	251	
November	290	
December	553	
January	553	
February	853	
March	858	
April	864	
May	864	
June	873	

**QUALITY**

	Contract Quantity	Contract Base Number	Contract *	Region	England
% of all assessments that were assess and fit appliances (rolling 12 month period)	39	114	34.2%	53.0%	54.1%
% of all assessments that were assess and refuse (rolling 12 month period)	12	114	10.5%	11.7%	12.4%
% of all assessments that were assess and review (rolling 12 month period)	63	114	55.3%	35.3%	33.5%
% of terminated courses where treatment was abandoned or discontinued (rolling 12 month period)	5	32	15.6%	8.5%	7.2%
% of completed treatments indicating that PAR score was taken (year to date)	1	10	10.0%	58.7%	58.9%
Rate of removable appliances per 100 fixed appliances - proposed treatment (rolling 12 month period)	2	74	2.70	6.99	5.66
Rate of removable appliances per 100 fixed appliances - completed treatment (rolling 12 month period)	1	2	50.00	6.41	4.88
% of courses of treatment with removable appliances only - proposed treatment (rolling 12 month period)	0	39	0.0%	2.5%	2.1%
% of courses of treatment with removable appliances only - completed treatment (rolling 12 month period)	1	27	3.7%	1.8%	1.5%
% of patients satisfied with the treatment they have received (rolling 12 month period)	1	1	100.0%	95.6%	95.7%

\* Figures in italics indicate that the base number is less than 100.

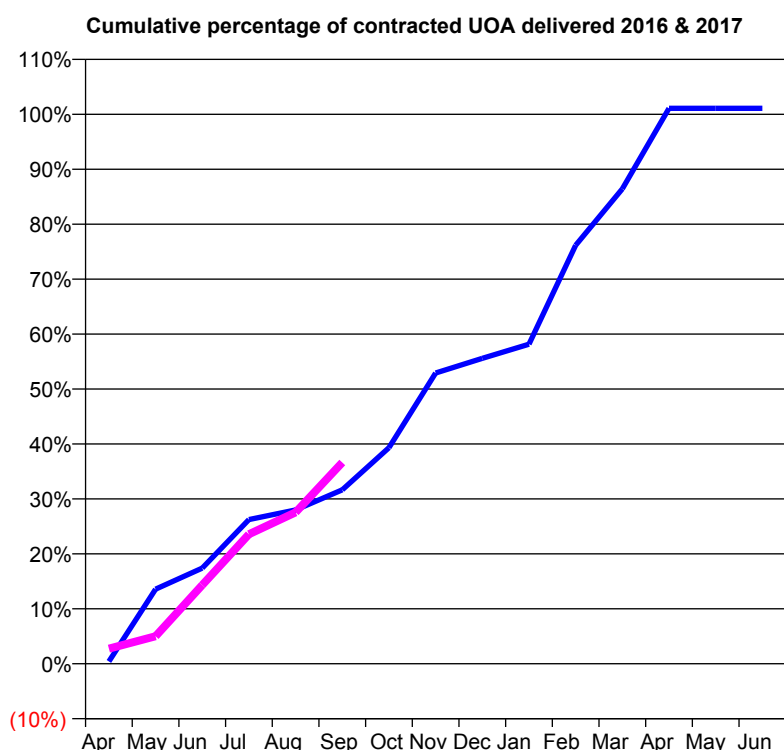
**Q56 - Vital Signs Orthodontic At a Glance Contract Report for 329185/0001 - September 2016**

Name or company name	MR HS SKOYLES
Contract type name	GDS Contract
Purpose of contract	General and Orthodontic
Contract start date	01/04/2006
Contract end date	

16/17 Contracted general activity (UDA)	42,279
Carry forward general activity (UDA)	0
16/17 Contracted orthodontic activity (UOA)	1,200
Carry forward orthodontic activity (UOA)	-13
Baseline contract value	£1,141,394.04

**ACCESS**

	Contract	England and Wales
24 month ratio of assessments to patient IDs	1.19	1.10

**ACTIVITY**


Month	Adjusted Scheduled Activity (UOA)	
	2016	2017
April	5	33
May	163	60
June	209	172
July	315	283
August	336	331
September	380	440
October	472	
November	635	
December	667	
January	698	
February	914	
March	1,037	
April	1,213	
May	1,213	
June	1,213	

**QUALITY**

	Contract Quantity	Contract Base Number	Contract *	Region	England
% of all assessments that were assess and fit appliances (rolling 12 month period)	53	281	18.9%	53.0%	54.1%
% of all assessments that were assess and refuse (rolling 12 month period)	21	281	7.5%	11.7%	12.4%
% of all assessments that were assess and review (rolling 12 month period)	207	281	73.7%	35.3%	33.5%
% of terminated courses where treatment was abandoned or discontinued (rolling 12 month period)	4	36	11.1%	8.5%	7.2%
% of completed treatments indicating that PAR score was taken (year to date)	9	13	69.2%	58.7%	58.9%
Rate of removable appliances per 100 fixed appliances - proposed treatment (rolling 12 month period)	11	81	13.58	6.99	5.66
Rate of removable appliances per 100 fixed appliances - completed treatment (rolling 12 month period)	3	48	6.25	6.41	4.88
% of courses of treatment with removable appliances only - proposed treatment (rolling 12 month period)	4	53	7.5%	2.5%	2.1%
% of courses of treatment with removable appliances only - completed treatment (rolling 12 month period)	2	32	6.3%	1.8%	1.5%
% of patients satisfied with the treatment they have received (rolling 12 month period)	2	2	100.0%	95.6%	95.7%

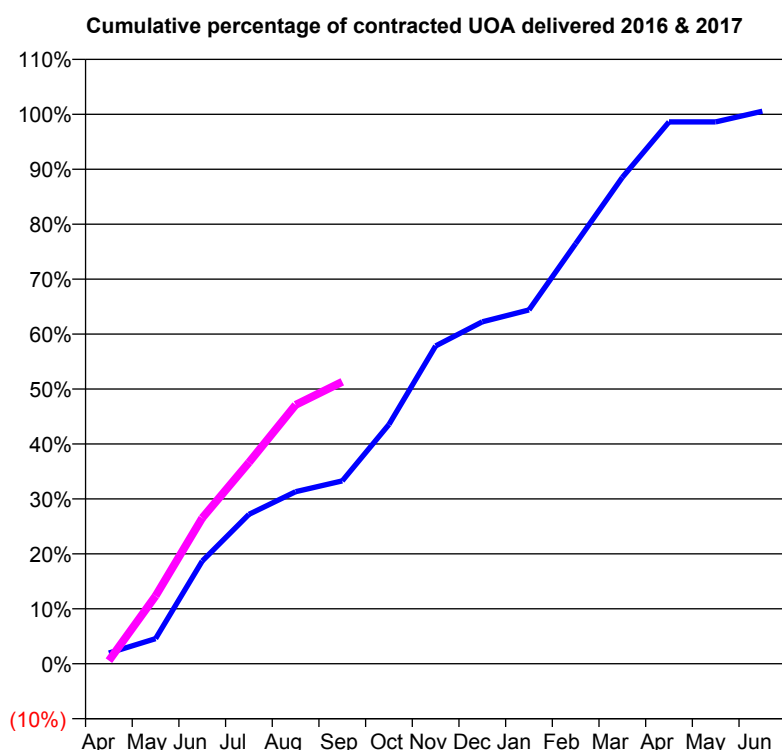
\* Figures in italics indicate that the base number is less than 100.

**Q56 - Vital Signs Orthodontic At a Glance Contract Report for 566497/0002 - September 2016**

Name or company name	MR RA DORR	16/17 Contracted general activity (UDA)	0
Contract type name	PDS Contract	Carry forward general activity (UDA)	0
Purpose of contract	Orthodontic	16/17 Contracted orthodontic activity (UOA)	1,070
Contract start date	01/06/2008	Carry forward orthodontic activity (UOA)	-6
Contract end date	31/03/2018	Baseline contract value	£66,436.37

**ACCESS**

	Contract	England and Wales
24 month ratio of assessments to patient IDs	1.03	1.10

**ACTIVITY**


Month	Adjusted Scheduled Activity (UOA)	
	2016	2017
April	21	6
May	49	132
June	200	284
July	291	392
August	335	504
September	356	549
October	466	
November	619	
December	666	
January	689	
February	818	
March	947	
April	1,055	
May	1,055	
June	1,076	

**QUALITY**

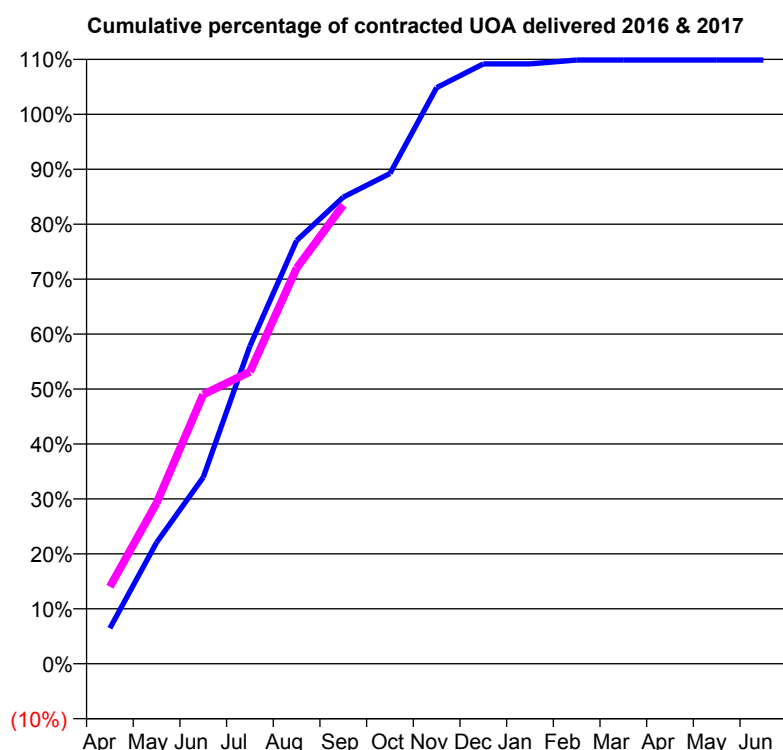
	Contract Quantity	Contract Base Number	Contract *	Region	England
% of all assessments that were assess and fit appliances (rolling 12 month period)	60	97	61.9%	53.0%	54.1%
% of all assessments that were assess and refuse (rolling 12 month period)	7	97	7.2%	11.7%	12.4%
% of all assessments that were assess and review (rolling 12 month period)	30	97	30.9%	35.3%	33.5%
% of terminated courses where treatment was abandoned or discontinued (rolling 12 month period)	8	62	12.9%	8.5%	7.2%
% of completed treatments indicating that PAR score was taken (year to date)	25	25	100.0%	58.7%	58.9%
Rate of removable appliances per 100 fixed appliances - proposed treatment (rolling 12 month period)	14	115	12.17	6.99	5.66
Rate of removable appliances per 100 fixed appliances - completed treatment (rolling 12 month period)	9	106	8.49	6.41	4.88
% of courses of treatment with removable appliances only - proposed treatment (rolling 12 month period)	1	60	1.7%	2.5%	2.1%
% of courses of treatment with removable appliances only - completed treatment (rolling 12 month period)	0	54	0.0%	1.8%	1.5%
% of patients satisfied with the treatment they have received (rolling 12 month period)	2	2	100.0%	95.6%	95.7%

\* Figures in italics indicate that the base number is less than 100.

**Q56 - Vital Signs Orthodontic At a Glance Contract Report for 636444/0001 - September 2016**

Name or company name	MRS LD POULTER	16/17 Contracted general activity (UDA)	0
Contract type name	PDS Contract	Carry forward general activity (UDA)	0
Purpose of contract	Orthodontic	16/17 Contracted orthodontic activity (UOA)	557
Contract start date	01/04/2006	Carry forward orthodontic activity (UOA)	-11
Contract end date	31/03/2018	Baseline contract value	£35,225.30

ACCESS	Contract	England and Wales
24 month ratio of assessments to patient IDs	1.18	1.10

**ACTIVITY**


Month	Adjusted Scheduled Activity (UOA)	
	2016	2017
April	36	78
May	123	163
June	189	273
July	322	296
August	429	401
September	473	465
October	497	
November	584	
December	608	
January	608	
February	612	
March	612	
April	612	
May	612	
June	612	

QUALITY	Contract Quantity	Contract Base Number	Contract *	Region	England
% of all assessments that were assess and fit appliances (rolling 12 month period)	28	50	56.0%	53.0%	54.1%
% of all assessments that were assess and refuse (rolling 12 month period)	1	50	2.0%	11.7%	12.4%
% of all assessments that were assess and review (rolling 12 month period)	21	50	42.0%	35.3%	33.5%
% of terminated courses where treatment was abandoned or discontinued (rolling 12 month period)	3	19	15.8%	8.5%	7.2%
% of completed treatments indicating that PAR score was taken (year to date)	5	5	100.0%	58.7%	58.9%
Rate of removable appliances per 100 fixed appliances - proposed treatment (rolling 12 month period)	12	50	24.00	6.99	5.66
Rate of removable appliances per 100 fixed appliances - completed treatment (rolling 12 month period)	3	18	16.67	6.41	4.88
% of courses of treatment with removable appliances only - proposed treatment (rolling 12 month period)	3	28	10.7%	2.5%	2.1%
% of courses of treatment with removable appliances only - completed treatment (rolling 12 month period)	1	16	6.3%	1.8%	1.5%
% of patients satisfied with the treatment they have received (rolling 12 month period)	3	3	100.0%	95.6%	95.7%

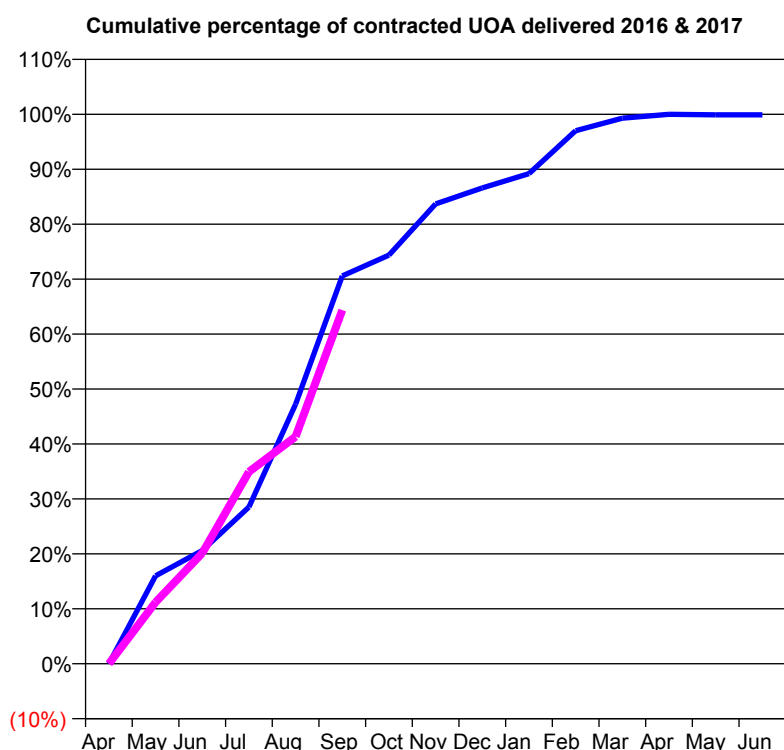
\* Figures in italics indicate that the base number is less than 100.

**Q56 - Vital Signs Orthodontic At a Glance Contract Report for 729159/0001 - September 2016**

Name or company name	MRS AM RAE
Contract type name	GDS Contract
Purpose of contract	General and Orthodontic
Contract start date	01/04/2006
Contract end date	

16/17 Contracted general activity (UDA)	612
Carry forward general activity (UDA)	0
16/17 Contracted orthodontic activity (UOA)	999
Carry forward orthodontic activity (UOA)	0
Baseline contract value	£77,796.52

ACCESS	Contract	England and Wales
24 month ratio of assessments to patient IDs	1.03	1.10

**ACTIVITY**


Month	Adjusted Scheduled Activity (UOA)	
	2016	2017
April	0	0
May	160	112
June	206	201
July	285	349
August	472	413
September	705	643
October	743	
November	836	
December	865	
January	891	
February	969	
March	992	
April	999	
May	998	
June	998	

QUALITY	Contract Quantity	Contract Base Number	Contract *	Region	England
% of all assessments that were assess and fit appliances (rolling 12 month period)	45	134	33.6%	53.0%	54.1%
% of all assessments that were assess and refuse (rolling 12 month period)	26	134	19.4%	11.7%	12.4%
% of all assessments that were assess and review (rolling 12 month period)	63	134	47.0%	35.3%	33.5%
% of terminated courses where treatment was abandoned or discontinued (rolling 12 month period)	2	49	4.1%	8.5%	7.2%
% of completed treatments indicating that PAR score was taken (year to date)	28	28	100.0%	58.7%	58.9%
Rate of removable appliances per 100 fixed appliances - proposed treatment (rolling 12 month period)	11	86	12.79	6.99	5.66
Rate of removable appliances per 100 fixed appliances - completed treatment (rolling 12 month period)	10	88	11.36	6.41	4.88
% of courses of treatment with removable appliances only - proposed treatment (rolling 12 month period)	2	45	4.4%	2.5%	2.1%
% of courses of treatment with removable appliances only - completed treatment (rolling 12 month period)	1	47	2.1%	1.8%	1.5%
% of patients satisfied with the treatment they have received (rolling 12 month period)	2	2	100.0%	95.6%	95.7%

\* Figures in italics indicate that the base number is less than 100.

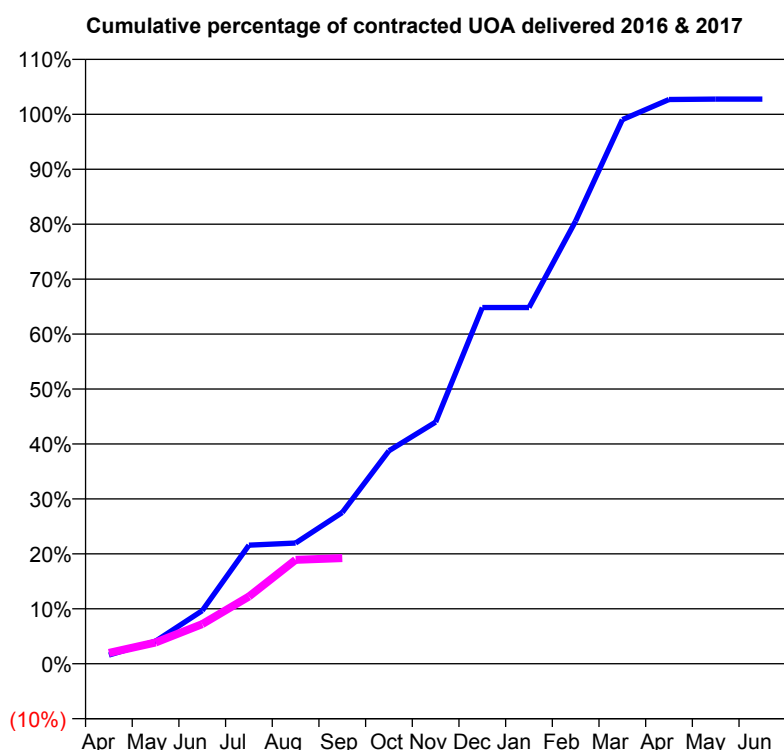
**Q56 - Vital Signs Orthodontic At a Glance Contract Report for 736619/0001 - September 2016**

Name or company name	MR DB BUCHANAN
Contract type name	PDS Contract
Purpose of contract	General and Orthodontic
Contract start date	01/08/2010
Contract end date	31/03/2018

16/17 Contracted general activity (UDA)	1,628
Carry forward general activity (UDA)	-33
16/17 Contracted orthodontic activity (UOA)	1,257
Carry forward orthodontic activity (UOA)	-25
Baseline contract value	£126,117.41

**ACCESS**

	Contract	England and Wales
24 month ratio of assessments to patient IDs	1.34	1.10

**ACTIVITY**


Month	Adjusted Scheduled Activity (UOA)	
	2016	2017
April	20	25
May	52	49
June	122	91
July	271	154
August	276	238
September	346	242
October	487	
November	553	
December	815	
January	815	
February	1,013	
March	1,245	
April	1,291	
May	1,292	
June	1,292	

**QUALITY**

	Contract Quantity	Contract Base Number	Contract *	Region	England
% of all assessments that were assess and fit appliances (rolling 12 month period)	54	92	58.7%	53.0%	54.1%
% of all assessments that were assess and refuse (rolling 12 month period)	14	92	15.2%	11.7%	12.4%
% of all assessments that were assess and review (rolling 12 month period)	24	92	26.1%	35.3%	33.5%
% of terminated courses where treatment was abandoned or discontinued (rolling 12 month period)	1	41	2.4%	8.5%	7.2%
% of completed treatments indicating that PAR score was taken (year to date)	20	20	100.0%	58.7%	58.9%
Rate of removable appliances per 100 fixed appliances - proposed treatment (rolling 12 month period)	15	102	14.71	6.99	5.66
Rate of removable appliances per 100 fixed appliances - completed treatment (rolling 12 month period)	12	75	16.00	6.41	4.88
% of courses of treatment with removable appliances only - proposed treatment (rolling 12 month period)	2	54	3.7%	2.5%	2.1%
% of courses of treatment with removable appliances only - completed treatment (rolling 12 month period)	1	40	2.5%	1.8%	1.5%
% of patients satisfied with the treatment they have received (rolling 12 month period)	2	2	100.0%	95.6%	95.7%

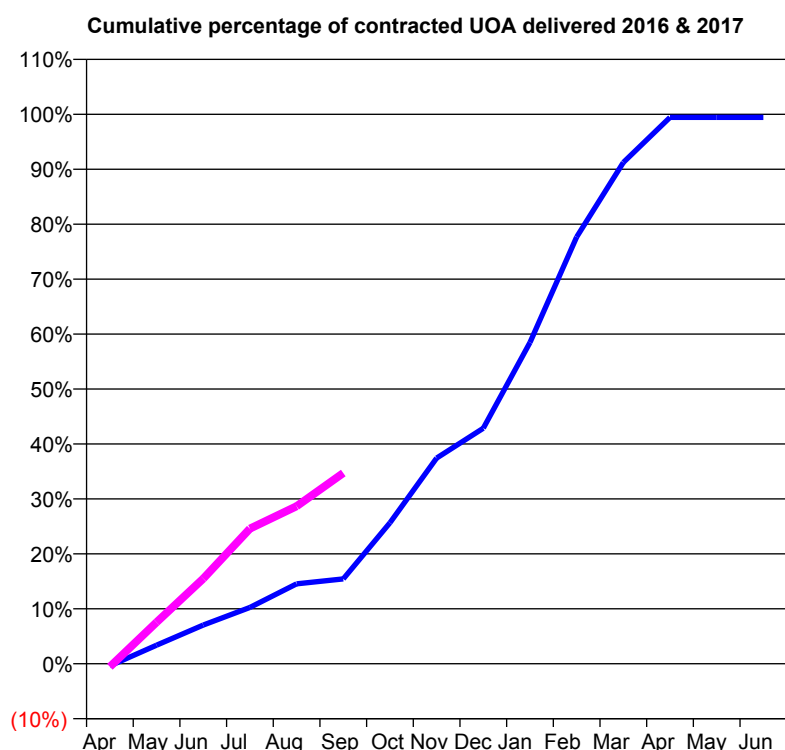
\* Figures in italics indicate that the base number is less than 100.

**Q56 - Vital Signs Orthodontic At a Glance Contract Report for 759953/0001 - September 2016**

Name or company name	MR RA PARKER	16/17 Contracted general activity (UDA)	0
Contract type name	PDS Contract	Carry forward general activity (UDA)	0
Purpose of contract	Orthodontic	16/17 Contracted orthodontic activity (UOA)	3,762
Contract start date	01/04/2006	Carry forward orthodontic activity (UOA)	21
Contract end date	31/03/2018	Baseline contract value	£249,628.20

**ACCESS**

	Contract	England and Wales
24 month ratio of assessments to patient IDs	1.22	1.10

**ACTIVITY**


Month	Adjusted Scheduled Activity (UOA)	
	2016	2017
April	-15	-21
May	127	284
June	265	583
July	386	925
August	547	1,079
September	581	1,306
October	966	
November	1,408	
December	1,613	
January	2,200	
February	2,922	
March	3,432	
April	3,741	
May	3,741	
June	3,741	

**QUALITY**

	Contract Quantity	Contract Base Number	Contract *	Region	England
% of all assessments that were assess and fit appliances (rolling 12 month period)	209	471	44.4%	53.0%	54.1%
% of all assessments that were assess and refuse (rolling 12 month period)	29	471	6.2%	11.7%	12.4%
% of all assessments that were assess and review (rolling 12 month period)	233	471	49.5%	35.3%	33.5%
% of terminated courses where treatment was abandoned or discontinued (rolling 12 month period)	28	257	10.9%	8.5%	7.2%
% of completed treatments indicating that PAR score was taken (year to date)	0	107	0.0%	58.7%	58.9%
Rate of removable appliances per 100 fixed appliances - proposed treatment (rolling 12 month period)	19	395	4.81	6.99	5.66
Rate of removable appliances per 100 fixed appliances - completed treatment (rolling 12 month period)	14	205	6.83	6.41	4.88
% of courses of treatment with removable appliances only - proposed treatment (rolling 12 month period)	3	209	1.4%	2.5%	2.1%
% of courses of treatment with removable appliances only - completed treatment (rolling 12 month period)	5	229	2.2%	1.8%	1.5%
% of patients satisfied with the treatment they have received (rolling 12 month period)	7	8	87.5%	95.6%	95.7%

\* Figures in italics indicate that the base number is less than 100.



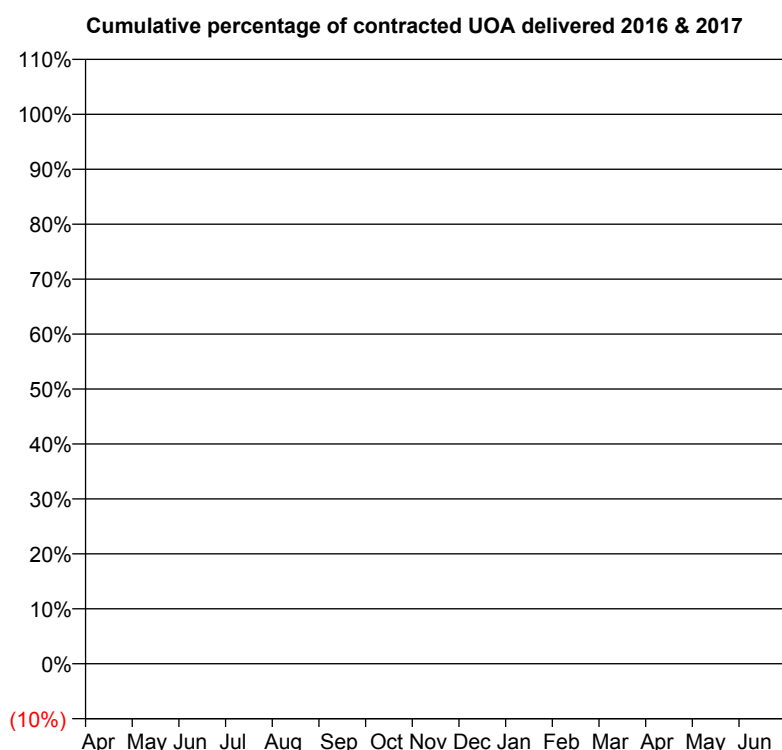
**Q56 - Vital Signs Orthodontic At a Glance Contract Report for 800759/0002 - September 2016**

Name or company name	MR D JONES
Contract type name	GDS Contract
Purpose of contract	General
Contract start date	28/07/2011
Contract end date	

16/17 Contracted general activity (UDA)	1,409
Carry forward general activity (UDA)	36
16/17 Contracted orthodontic activity (UOA)	0
Carry forward orthodontic activity (UOA)	0
Baseline contract value	£27,079.79

**ACCESS**

	Contract	England and Wales
24 month ratio of assessments to patient IDs	1.03	1.10

**ACTIVITY**


Month	Adjusted Scheduled Activity (UOA)	
	2016	2017
April	0	0
May	0	4
June	0	7
July	1	14
August	1	14
September	3	19
October	4	
November	5	
December	5	
January	5	
February	8	
March	13	
April	14	
May	14	
June	14	

**QUALITY**

	Contract Quantity	Contract Base Number	Contract *	Region	England
% of all assessments that were assess and fit appliances (rolling 12 month period)	0	30	0.0%	53.0%	54.1%
% of all assessments that were assess and refuse (rolling 12 month period)	0	30	0.0%	11.7%	12.4%
% of all assessments that were assess and review (rolling 12 month period)	30	30	100.0%	35.3%	33.5%
% of terminated courses where treatment was abandoned or discontinued (rolling 12 month period)	0	0	N/A	8.5%	7.2%
% of completed treatments indicating that PAR score was taken (year to date)	0	0	N/A	58.7%	58.9%
Rate of removable appliances per 100 fixed appliances - proposed treatment (rolling 12 month period)	0	0	N/A	6.99	5.66
Rate of removable appliances per 100 fixed appliances - completed treatment (rolling 12 month period)	0	0	N/A	6.41	4.88
% of courses of treatment with removable appliances only - proposed treatment (rolling 12 month period)	0	0	N/A	2.5%	2.1%
% of courses of treatment with removable appliances only - completed treatment (rolling 12 month period)	0	0	N/A	1.8%	1.5%
% of patients satisfied with the treatment they have received (rolling 12 month period)	0	0	N/A	95.6%	95.7%

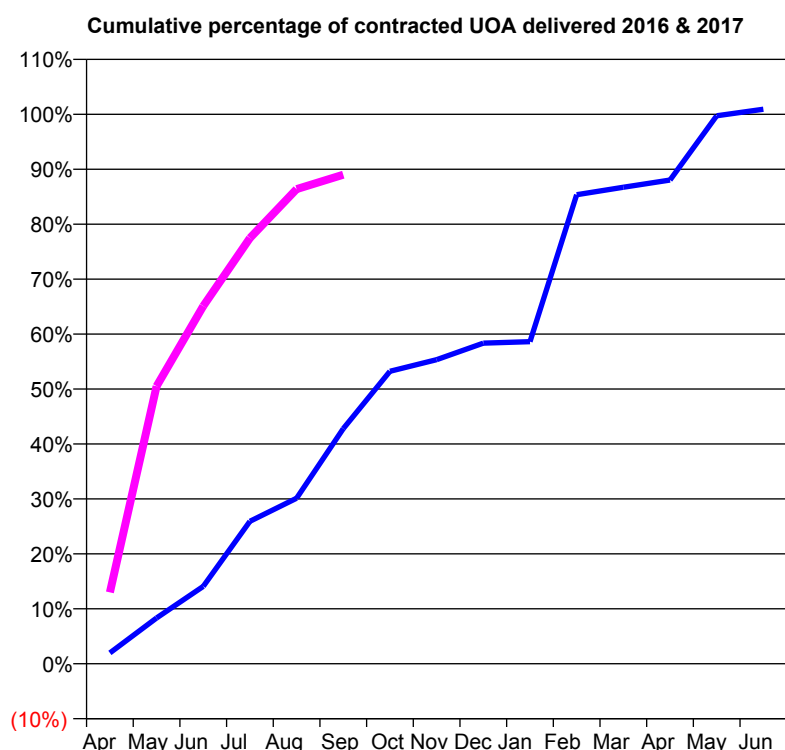
\* Figures in italics indicate that the base number is less than 100.

**Q56 - Vital Signs Orthodontic At a Glance Contract Report for 817899/0003 - September 2016**

Name or company name	MRS AM BRANCH	16/17 Contracted general activity (UDA)	0
Contract type name	PDS Contract	Carry forward general activity (UDA)	0
Purpose of contract	Orthodontic	16/17 Contracted orthodontic activity (UOA)	1,762
Contract start date	05/01/2015	Carry forward orthodontic activity (UOA)	-16
Contract end date	31/03/2018	Baseline contract value	£111,511.21

**ACCESS**

	Contract	England and Wales
24 month ratio of assessments to patient IDs	1.22	1.10

**ACTIVITY**


Month	Adjusted Scheduled Activity (UOA)	
	2016	2017
April	35	229
May	147	890
June	248	1,147
July	457	1,365
August	531	1,522
September	754	1,568
October	938	-
November	975	-
December	1,028	-
January	1,033	-
February	1,504	-
March	1,528	-
April	1,551	-
May	1,757	-
June	1,778	-

**QUALITY**

	Contract Quantity	Contract Base Number	Contract *	Region	England
% of all assessments that were assess and fit appliances (rolling 12 month period)	122	224	54.5%	53.0%	54.1%
% of all assessments that were assess and refuse (rolling 12 month period)	14	224	6.3%	11.7%	12.4%
% of all assessments that were assess and review (rolling 12 month period)	88	224	39.3%	35.3%	33.5%
% of terminated courses where treatment was abandoned or discontinued (rolling 12 month period)	3	81	3.7%	8.5%	7.2%
% of completed treatments indicating that PAR score was taken (year to date)	25	30	83.3%	58.7%	58.9%
Rate of removable appliances per 100 fixed appliances - proposed treatment (rolling 12 month period)	3	236	1.27	6.99	5.66
Rate of removable appliances per 100 fixed appliances - completed treatment (rolling 12 month period)	2	148	1.35	6.41	4.88
% of courses of treatment with removable appliances only - proposed treatment (rolling 12 month period)	1	122	0.8%	2.5%	2.1%
% of courses of treatment with removable appliances only - completed treatment (rolling 12 month period)	1	78	1.3%	1.8%	1.5%
% of patients satisfied with the treatment they have received (rolling 12 month period)	4	6	66.7%	95.6%	95.7%

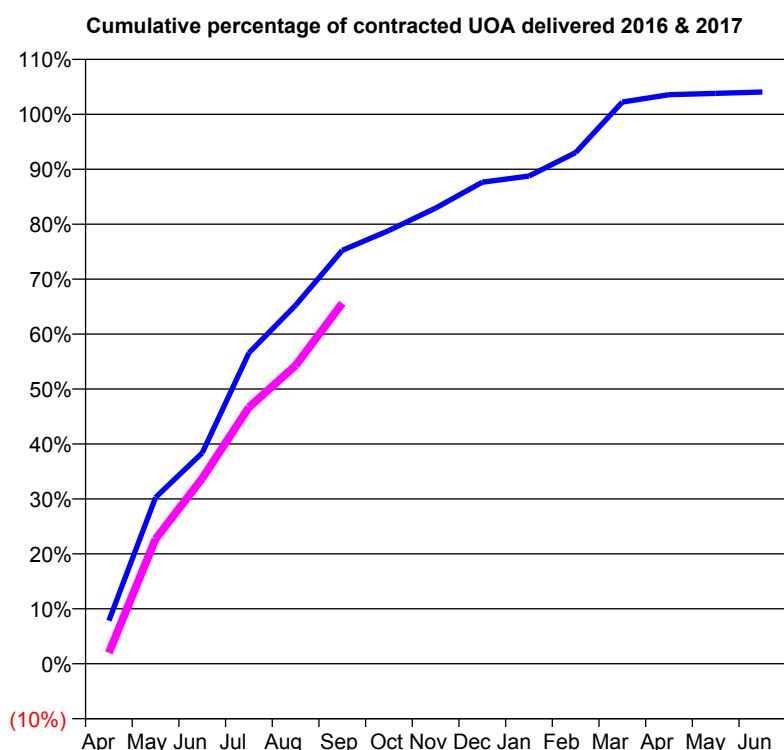
\* Figures in italics indicate that the base number is less than 100.

**Q56 - Vital Signs Orthodontic At a Glance Contract Report for 822493/0001 - September 2016**

Name or company name	MR AR HARE
Contract type name	PDS Contract
Purpose of contract	Orthodontic
Contract start date	01/04/2006
Contract end date	31/03/2018

16/17 Contracted general activity (UDA)	0
Carry forward general activity (UDA)	0
16/17 Contracted orthodontic activity (UOA)	10,244
Carry forward orthodontic activity (UOA)	-205
Baseline contract value	£631,538.47

ACCESS	Contract	England and Wales
24 month ratio of assessments to patient IDs	1.03	1.10

**ACTIVITY**


Month	Adjusted Scheduled Activity (UOA)	
	2016	2017
April	803	205
May	3,102	2,326
June	3,931	3,457
July	5,797	4,782
August	6,684	5,559
September	7,708	6,721
October	8,079	
November	8,497	
December	8,977	
January	9,093	
February	9,530	
March	10,471	
April	10,610	
May	10,633	
June	10,658	

QUALITY	Contract Quantity	Contract Base Number	Contract *	Region	England
% of all assessments that were assess and fit appliances (rolling 12 month period)	444	721	61.6%	53.0%	54.1%
% of all assessments that were assess and refuse (rolling 12 month period)	103	721	14.3%	11.7%	12.4%
% of all assessments that were assess and review (rolling 12 month period)	174	721	24.1%	35.3%	33.5%
% of terminated courses where treatment was abandoned or discontinued (rolling 12 month period)	40	467	8.6%	8.5%	7.2%
% of completed treatments indicating that PAR score was taken (year to date)	202	207	97.6%	58.7%	58.9%
Rate of removable appliances per 100 fixed appliances - proposed treatment (rolling 12 month period)	92	861	10.69	6.99	5.66
Rate of removable appliances per 100 fixed appliances - completed treatment (rolling 12 month period)	111	812	13.67	6.41	4.88
% of courses of treatment with removable appliances only - proposed treatment (rolling 12 month period)	9	444	2.0%	2.5%	2.1%
% of courses of treatment with removable appliances only - completed treatment (rolling 12 month period)	10	427	2.3%	1.8%	1.5%
% of patients satisfied with the treatment they have received (rolling 12 month period)	24	24	100.0%	95.6%	95.7%

\* Figures in italics indicate that the base number is less than 100.

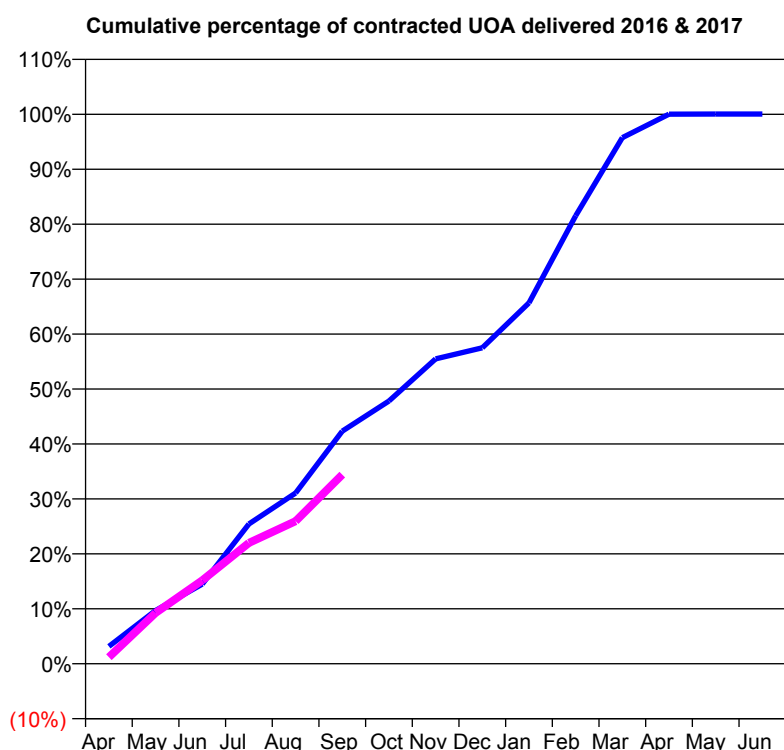
**Q56 - Vital Signs Orthodontic At a Glance Contract Report for 822493/0002 - September 2016**

Name or company name	MR AR HARE
Contract type name	PDS Contract
Purpose of contract	Orthodontic
Contract start date	01/04/2006
Contract end date	31/03/2018

16/17 Contracted general activity (UDA)	0
Carry forward general activity (UDA)	0
16/17 Contracted orthodontic activity (UOA)	7,599
Carry forward orthodontic activity (UOA)	-4
Baseline contract value	£468,172.97

**ACCESS**

	Contract	England and Wales
24 month ratio of assessments to patient IDs	1.05	1.10

**ACTIVITY**


Month	Adjusted Scheduled Activity (UOA)	
	2016	2017
April	240	92
May	736	704
June	1,102	1,154
July	1,934	1,671
August	2,361	1,973
September	3,217	2,615
October	3,633	
November	4,216	
December	4,369	
January	4,991	
February	6,195	
March	7,275	
April	7,601	
May	7,603	
June	7,603	

**QUALITY**

	Contract Quantity	Contract Base Number	Contract *	Region	England
% of all assessments that were assess and fit appliances (rolling 12 month period)	336	448	75.0%	53.0%	54.1%
% of all assessments that were assess and refuse (rolling 12 month period)	32	448	7.1%	11.7%	12.4%
% of all assessments that were assess and review (rolling 12 month period)	80	448	17.9%	35.3%	33.5%
% of terminated courses where treatment was abandoned or discontinued (rolling 12 month period)	33	230	14.3%	8.5%	7.2%
% of completed treatments indicating that PAR score was taken (year to date)	100	100	100.0%	58.7%	58.9%
Rate of removable appliances per 100 fixed appliances - proposed treatment (rolling 12 month period)	111	645	17.21	6.99	5.66
Rate of removable appliances per 100 fixed appliances - completed treatment (rolling 12 month period)	34	377	9.02	6.41	4.88
% of courses of treatment with removable appliances only - proposed treatment (rolling 12 month period)	12	336	3.6%	2.5%	2.1%
% of courses of treatment with removable appliances only - completed treatment (rolling 12 month period)	6	197	3.0%	1.8%	1.5%
% of patients satisfied with the treatment they have received (rolling 12 month period)	9	10	90.0%	95.6%	95.7%

\* Figures in italics indicate that the base number is less than 100.

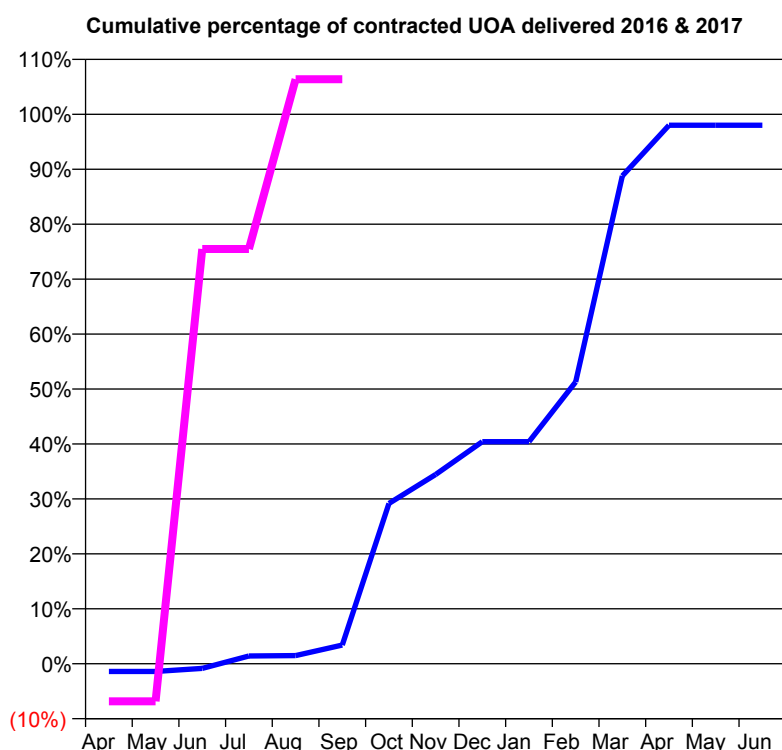
**Q56 - Vital Signs Orthodontic At a Glance Contract Report for 827134/0006 - September 2016**

Name or company name	MR JG PLUMMER
Contract type name	GDS Contract
Purpose of contract	General and Orthodontic
Contract start date	01/04/2006
Contract end date	

16/17 Contracted general activity (UDA)	13,778
Carry forward general activity (UDA)	180
16/17 Contracted orthodontic activity (UOA)	408
Carry forward orthodontic activity (UOA)	28
Baseline contract value	£554,633.23

**ACCESS**

	Contract	England and Wales
24 month ratio of assessments to patient IDs	1.03	1.10

**ACTIVITY**


Month	Adjusted Scheduled Activity (UOA)	
	2016	2017
April	-20	-28
May	-20	-28
June	-12	308
July	20	308
August	21	434
September	48	434
October	411	
November	485	
December	569	
January	569	
February	722	
March	1,250	
April	1,380	
May	1,380	
June	1,380	

**QUALITY**

	Contract Quantity	Contract Base Number	Contract *	Region	England
% of all assessments that were assess and fit appliances (rolling 12 month period)	83	134	61.9%	53.0%	54.1%
% of all assessments that were assess and refuse (rolling 12 month period)	1	134	0.7%	11.7%	12.4%
% of all assessments that were assess and review (rolling 12 month period)	50	134	37.3%	35.3%	33.5%
% of terminated courses where treatment was abandoned or discontinued (rolling 12 month period)	5	33	15.2%	8.5%	7.2%
% of completed treatments indicating that PAR score was taken (year to date)	0	27	0.0%	58.7%	58.9%
Rate of removable appliances per 100 fixed appliances - proposed treatment (rolling 12 month period)	0	166	0.00	6.99	5.66
Rate of removable appliances per 100 fixed appliances - completed treatment (rolling 12 month period)	0	56	0.00	6.41	4.88
% of courses of treatment with removable appliances only - proposed treatment (rolling 12 month period)	0	83	0.0%	2.5%	2.1%
% of courses of treatment with removable appliances only - completed treatment (rolling 12 month period)	0	28	0.0%	1.8%	1.5%
% of patients satisfied with the treatment they have received (rolling 12 month period)	2	2	100.0%	95.6%	95.7%

\* Figures in italics indicate that the base number is less than 100.

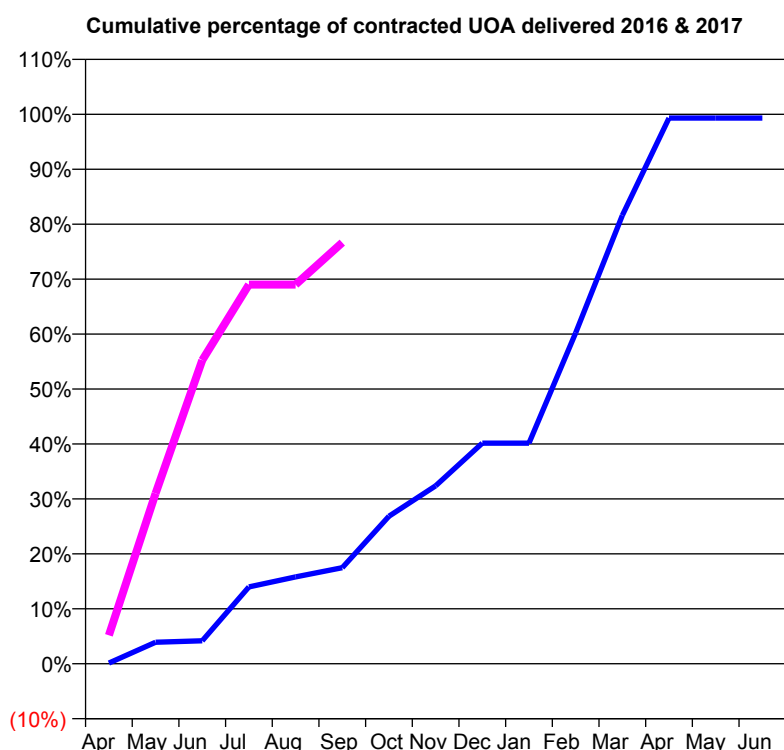
**Q56 - Vital Signs Orthodontic At a Glance Contract Report for 827134/0007 - September 2016**

Name or company name	MR JG PLUMMER
Contract type name	GDS Contract
Purpose of contract	General and Orthodontic
Contract start date	01/04/2006
Contract end date	

16/17 Contracted general activity (UDA)	17,482
Carry forward general activity (UDA)	609
16/17 Contracted orthodontic activity (UOA)	771
Carry forward orthodontic activity (UOA)	10
Baseline contract value	£697,818.48

**ACCESS**

	Contract	England and Wales
24 month ratio of assessments to patient IDs	1.24	1.10

**ACTIVITY**


Month	Adjusted Scheduled Activity (UOA)	
	2016	2017
April	2	40
May	56	239
June	60	426
July	200	532
August	226	532
September	250	591
October	384	
November	463	
December	574	
January	574	
February	861	
March	1,167	
April	1,420	
May	1,420	
June	1,420	

**QUALITY**

	Contract Quantity	Contract Base Number	Contract *	Region	England
% of all assessments that were assess and fit appliances (rolling 12 month period)	76	269	28.3%	53.0%	54.1%
% of all assessments that were assess and refuse (rolling 12 month period)	0	269	0.0%	11.7%	12.4%
% of all assessments that were assess and review (rolling 12 month period)	193	269	71.7%	35.3%	33.5%
% of terminated courses where treatment was abandoned or discontinued (rolling 12 month period)	6	44	13.6%	8.5%	7.2%
% of completed treatments indicating that PAR score was taken (year to date)	1	38	2.6%	58.7%	58.9%
Rate of removable appliances per 100 fixed appliances - proposed treatment (rolling 12 month period)	1	146	0.68	6.99	5.66
Rate of removable appliances per 100 fixed appliances - completed treatment (rolling 12 month period)	0	75	0.00	6.41	4.88
% of courses of treatment with removable appliances only - proposed treatment (rolling 12 month period)	1	76	1.3%	2.5%	2.1%
% of courses of treatment with removable appliances only - completed treatment (rolling 12 month period)	0	38	0.0%	1.8%	1.5%
% of patients satisfied with the treatment they have received (rolling 12 month period)	0	0	N/A	95.6%	95.7%

\* Figures in italics indicate that the base number is less than 100.

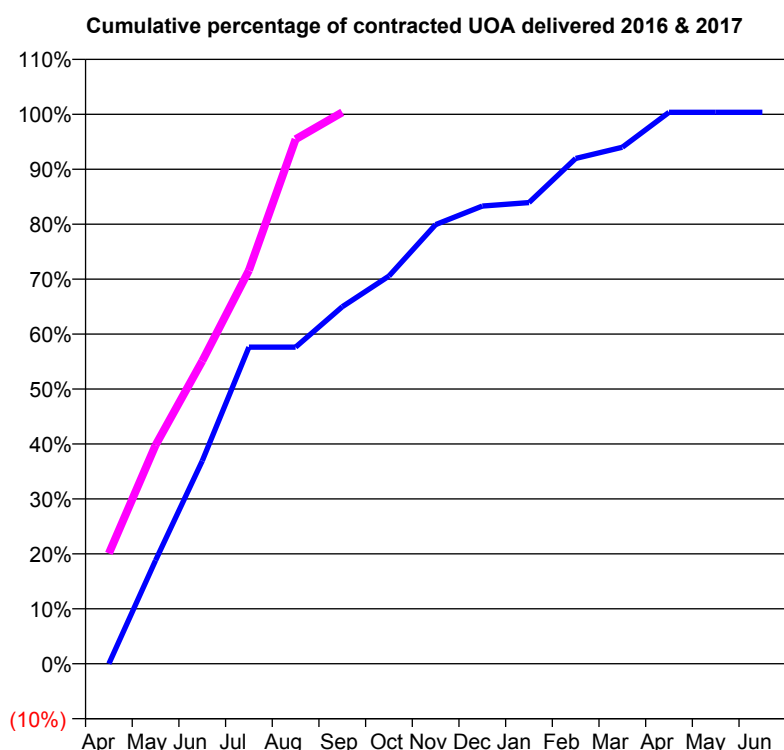
**Q56 - Vital Signs Orthodontic At a Glance Contract Report for 827134/0008 - September 2016**

Name or company name	MR JG PLUMMER
Contract type name	GDS Contract
Purpose of contract	General and Orthodontic
Contract start date	01/04/2006
Contract end date	

16/17 Contracted general activity (UDA)	25,930
Carry forward general activity (UDA)	882
16/17 Contracted orthodontic activity (UOA)	1,430
Carry forward orthodontic activity (UOA)	1
Baseline contract value	£842,438.28

**ACCESS**

	Contract	England and Wales
24 month ratio of assessments to patient IDs	1.24	1.10

**ACTIVITY**


Month	Adjusted Scheduled Activity (UOA)	
	2016	2017
April	0	287
May	269	569
June	528	788
July	824	1,024
August	824	1,365
September	929	1,435
October	1,009	
November	1,143	
December	1,191	
January	1,200	
February	1,315	
March	1,344	
April	1,435	
May	1,435	
June	1,435	

**QUALITY**

	Contract Quantity	Contract Base Number	Contract *	Region	England
% of all assessments that were assess and fit appliances (rolling 12 month period)	84	314	26.8%	53.0%	54.1%
% of all assessments that were assess and refuse (rolling 12 month period)	48	314	15.3%	11.7%	12.4%
% of all assessments that were assess and review (rolling 12 month period)	182	314	58.0%	35.3%	33.5%
% of terminated courses where treatment was abandoned or discontinued (rolling 12 month period)	3	63	4.8%	8.5%	7.2%
% of completed treatments indicating that PAR score was taken (year to date)	35	35	100.0%	58.7%	58.9%
Rate of removable appliances per 100 fixed appliances - proposed treatment (rolling 12 month period)	0	165	0.00	6.99	5.66
Rate of removable appliances per 100 fixed appliances - completed treatment (rolling 12 month period)	0	118	0.00	6.41	4.88
% of courses of treatment with removable appliances only - proposed treatment (rolling 12 month period)	0	84	0.0%	2.5%	2.1%
% of courses of treatment with removable appliances only - completed treatment (rolling 12 month period)	0	60	0.0%	1.8%	1.5%
% of patients satisfied with the treatment they have received (rolling 12 month period)	1	1	100.0%	95.6%	95.7%

\* Figures in italics indicate that the base number is less than 100.

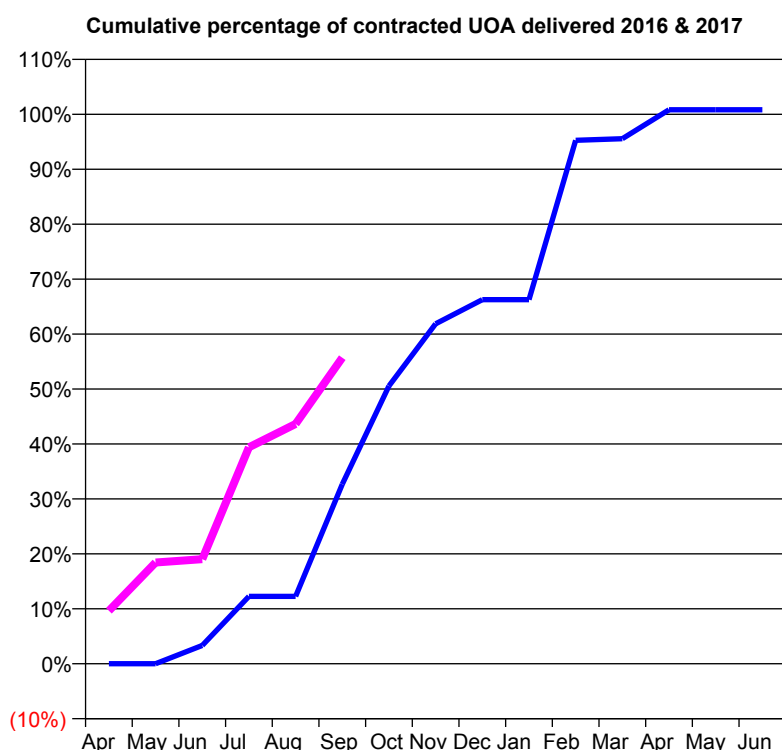
**Q56 - Vital Signs Orthodontic At a Glance Contract Report for 827134/0009 - September 2016**

Name or company name	MR JG PLUMMER
Contract type name	GDS Contract
Purpose of contract	General and Orthodontic
Contract start date	01/04/2006
Contract end date	

16/17 Contracted general activity (UDA)	32,392
Carry forward general activity (UDA)	1,115
16/17 Contracted orthodontic activity (UOA)	1,980
Carry forward orthodontic activity (UOA)	-16
Baseline contract value	£1,068,301.66

**ACCESS**

	Contract	England and Wales
24 month ratio of assessments to patient IDs	1.12	1.10

**ACTIVITY**


Month	Adjusted Scheduled Activity (UOA)	
	2016	2017
April	0	191
May	0	365
June	66	377
July	243	780
August	243	864
September	647	1,103
October	1,001	
November	1,225	
December	1,312	
January	1,312	
February	1,886	
March	1,892	
April	1,996	
May	1,996	
June	1,996	

**QUALITY**

	Contract Quantity	Contract Base Number	Contract *	Region	England
% of all assessments that were assess and fit appliances (rolling 12 month period)	105	336	31.3%	53.0%	54.1%
% of all assessments that were assess and refuse (rolling 12 month period)	1	336	0.3%	11.7%	12.4%
% of all assessments that were assess and review (rolling 12 month period)	230	336	68.5%	35.3%	33.5%
% of terminated courses where treatment was abandoned or discontinued (rolling 12 month period)	7	59	11.9%	8.5%	7.2%
% of completed treatments indicating that PAR score was taken (year to date)	28	28	100.0%	58.7%	58.9%
Rate of removable appliances per 100 fixed appliances - proposed treatment (rolling 12 month period)	1	178	0.56	6.99	5.66
Rate of removable appliances per 100 fixed appliances - completed treatment (rolling 12 month period)	0	102	0.00	6.41	4.88
% of courses of treatment with removable appliances only - proposed treatment (rolling 12 month period)	1	105	1.0%	2.5%	2.1%
% of courses of treatment with removable appliances only - completed treatment (rolling 12 month period)	0	52	0.0%	1.8%	1.5%
% of patients satisfied with the treatment they have received (rolling 12 month period)	0	1	0.0%	95.6%	95.7%

\* Figures in italics indicate that the base number is less than 100.

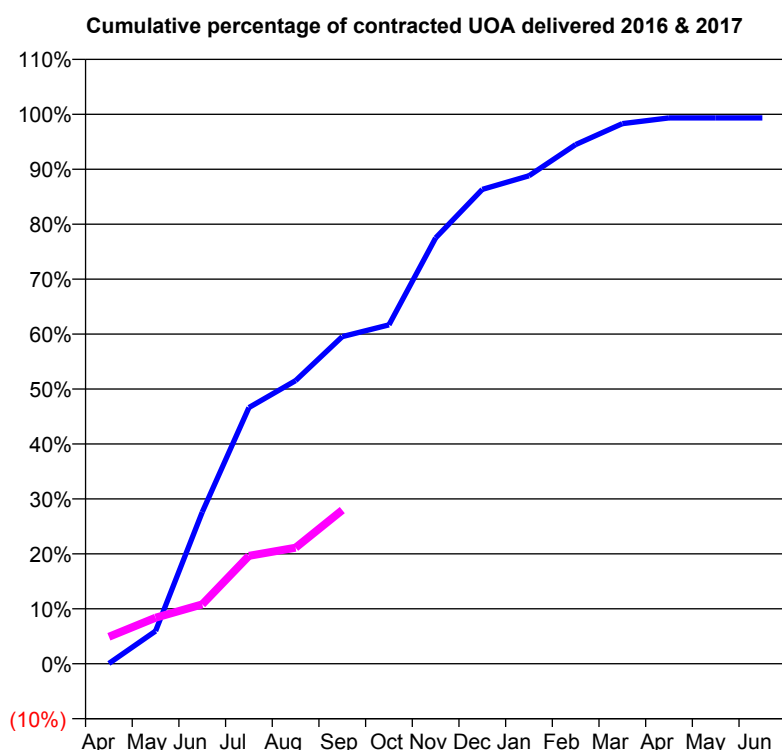


**Q56 - Vital Signs Orthodontic At a Glance Contract Report for 827134/0010 - September 2016**

Name or company name	MR JG PLUMMER
Contract type name	Pilot Contract
Purpose of contract	General and Orthodontic
Contract start date	01/04/2006
Contract end date	

16/17 Contracted general activity (UDA)	51,443
Carry forward general activity (UDA)	0
16/17 Contracted orthodontic activity (UOA)	4,020
Carry forward orthodontic activity (UOA)	-22
Baseline contract value	£1,645,053.02

ACCESS	Contract	England and Wales
24 month ratio of assessments to patient IDs	1.30	1.10

**ACTIVITY**


Month	Adjusted Scheduled Activity (UOA)	
	2016	2017
April	2	198
May	164	337
June	759	435
July	1,282	790
August	1,417	849
September	1,637	1,124
October	1,696	
November	2,131	
December	2,374	
January	2,442	
February	2,598	
March	2,703	
April	2,732	
May	2,732	
June	2,732	

QUALITY	Contract Quantity	Contract Base Number	Contract *	Region	England
% of all assessments that were assess and fit appliances (rolling 12 month period)	90	398	22.6%	53.0%	54.1%
% of all assessments that were assess and refuse (rolling 12 month period)	73	398	18.3%	11.7%	12.4%
% of all assessments that were assess and review (rolling 12 month period)	235	398	59.0%	35.3%	33.5%
% of terminated courses where treatment was abandoned or discontinued (rolling 12 month period)	10	107	9.3%	8.5%	7.2%
% of completed treatments indicating that PAR score was taken (year to date)	28	75	37.3%	58.7%	58.9%
Rate of removable appliances per 100 fixed appliances - proposed treatment (rolling 12 month period)	1	166	0.60	6.99	5.66
Rate of removable appliances per 100 fixed appliances - completed treatment (rolling 12 month period)	2	185	1.08	6.41	4.88
% of courses of treatment with removable appliances only - proposed treatment (rolling 12 month period)	1	90	1.1%	2.5%	2.1%
% of courses of treatment with removable appliances only - completed treatment (rolling 12 month period)	1	97	1.0%	1.8%	1.5%
% of patients satisfied with the treatment they have received (rolling 12 month period)	1	1	100.0%	95.6%	95.7%

\* Figures in italics indicate that the base number is less than 100.

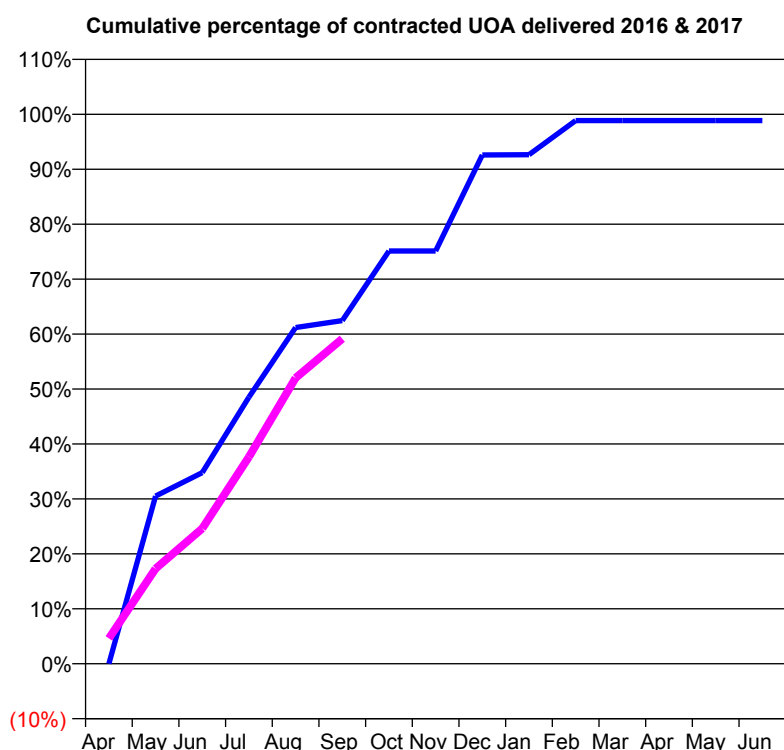
**Q56 - Vital Signs Orthodontic At a Glance Contract Report for 827134/0012 - September 2016**

Name or company name	MR JG PLUMMER
Contract type name	GDS Contract
Purpose of contract	General and Orthodontic
Contract start date	01/04/2006
Contract end date	

16/17 Contracted general activity (UDA)	22,126
Carry forward general activity (UDA)	594
16/17 Contracted orthodontic activity (UOA)	1,190
Carry forward orthodontic activity (UOA)	11
Baseline contract value	£817,577.63

**ACCESS**

	Contract	England and Wales
24 month ratio of assessments to patient IDs	1.10	1.10

**ACTIVITY**


Month	Adjusted Scheduled Activity (UOA)	
	2016	2017
April	0	55
May	638	206
June	727	293
July	1,014	448
August	1,279	619
September	1,305	704
October	1,570	
November	1,570	
December	1,935	
January	1,936	
February	2,066	
March	2,066	
April	2,066	
May	2,066	
June	2,066	

**QUALITY**

	Contract Quantity	Contract Base Number	Contract *	Region	England
% of all assessments that were assess and fit appliances (rolling 12 month period)	68	117	58.1%	53.0%	54.1%
% of all assessments that were assess and refuse (rolling 12 month period)	6	117	5.1%	11.7%	12.4%
% of all assessments that were assess and review (rolling 12 month period)	43	117	36.8%	35.3%	33.5%
% of terminated courses where treatment was abandoned or discontinued (rolling 12 month period)	12	68	17.6%	8.5%	7.2%
% of completed treatments indicating that PAR score was taken (year to date)	22	27	81.5%	58.7%	58.9%
Rate of removable appliances per 100 fixed appliances - proposed treatment (rolling 12 month period)	0	134	0.00	6.99	5.66
Rate of removable appliances per 100 fixed appliances - completed treatment (rolling 12 month period)	1	111	0.90	6.41	4.88
% of courses of treatment with removable appliances only - proposed treatment (rolling 12 month period)	0	68	0.0%	2.5%	2.1%
% of courses of treatment with removable appliances only - completed treatment (rolling 12 month period)	0	56	0.0%	1.8%	1.5%
% of patients satisfied with the treatment they have received (rolling 12 month period)	1	1	100.0%	95.6%	95.7%

\* Figures in italics indicate that the base number is less than 100.

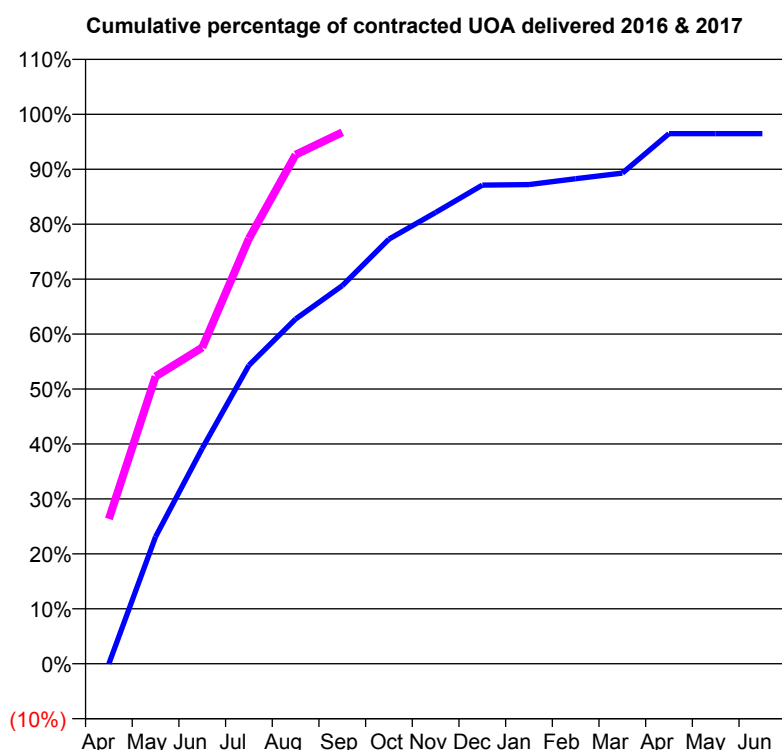
**Q56 - Vital Signs Orthodontic At a Glance Contract Report for 827134/0013 - September 2016**

Name or company name	MR JG PLUMMER
Contract type name	GDS Contract
Purpose of contract	General and Orthodontic
Contract start date	01/04/2006
Contract end date	

16/17 Contracted general activity (UDA)	24,945
Carry forward general activity (UDA)	940
16/17 Contracted orthodontic activity (UOA)	2,064
Carry forward orthodontic activity (UOA)	58
Baseline contract value	£877,312.34

**ACCESS**

	Contract	England and Wales
24 month ratio of assessments to patient IDs	1.24	1.10

**ACTIVITY**


Month	Adjusted Scheduled Activity (UOA)	
	2016	2017
April	0	544
May	477	1,079
June	809	1,188
July	1,121	1,597
August	1,295	1,912
September	1,420	1,996
October	1,595	
November	1,695	
December	1,798	
January	1,800	
February	1,822	
March	1,843	
April	1,991	
May	1,991	
June	1,991	

**QUALITY**

	Contract Quantity	Contract Base Number	Contract *	Region	England
% of all assessments that were assess and fit appliances (rolling 12 month period)	118	265	44.5%	53.0%	54.1%
% of all assessments that were assess and refuse (rolling 12 month period)	48	265	18.1%	11.7%	12.4%
% of all assessments that were assess and review (rolling 12 month period)	99	265	37.4%	35.3%	33.5%
% of terminated courses where treatment was abandoned or discontinued (rolling 12 month period)	21	133	15.8%	8.5%	7.2%
% of completed treatments indicating that PAR score was taken (year to date)	72	74	97.3%	58.7%	58.9%
Rate of removable appliances per 100 fixed appliances - proposed treatment (rolling 12 month period)	0	234	0.00	6.99	5.66
Rate of removable appliances per 100 fixed appliances - completed treatment (rolling 12 month period)	1	218	0.46	6.41	4.88
% of courses of treatment with removable appliances only - proposed treatment (rolling 12 month period)	0	118	0.0%	2.5%	2.1%
% of courses of treatment with removable appliances only - completed treatment (rolling 12 month period)	0	112	0.0%	1.8%	1.5%
% of patients satisfied with the treatment they have received (rolling 12 month period)	3	3	100.0%	95.6%	95.7%

\* Figures in italics indicate that the base number is less than 100.

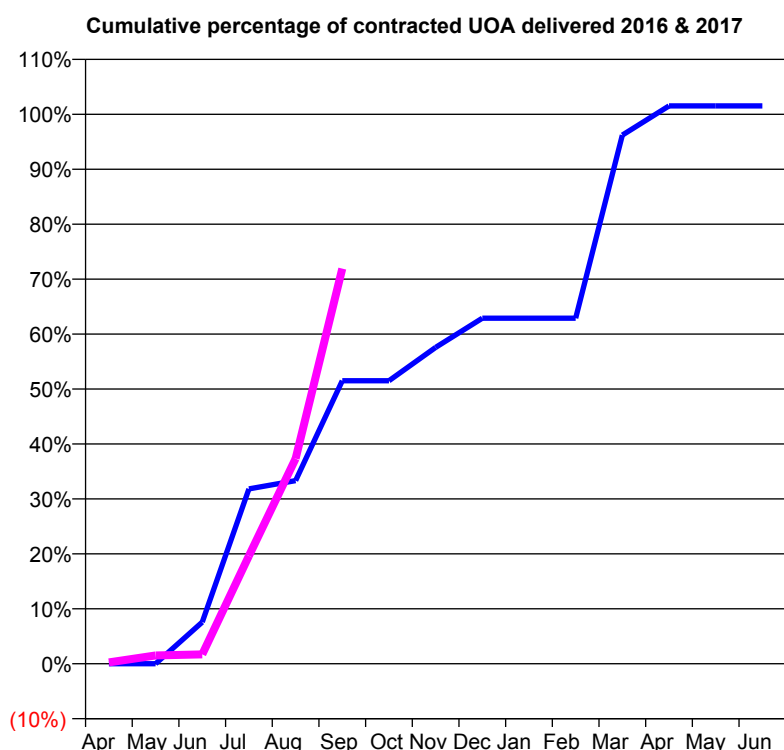
**Q56 - Vital Signs Orthodontic At a Glance Contract Report for 827134/0014 - September 2016**

Name or company name	MR JG PLUMMER
Contract type name	GDS Contract
Purpose of contract	General and Orthodontic
Contract start date	01/04/2006
Contract end date	

16/17 Contracted general activity (UDA)	15,368
Carry forward general activity (UDA)	390
16/17 Contracted orthodontic activity (UOA)	396
Carry forward orthodontic activity (UOA)	-1
Baseline contract value	£511,579.58

**ACCESS**

	Contract	England and Wales
24 month ratio of assessments to patient IDs	1.08	1.10

**ACTIVITY**


Month	Adjusted Scheduled Activity (UOA)	
	2016	2017
April	0	1
May	0	6
June	30	7
July	126	78
August	132	148
September	204	285
October	204	
November	228	
December	249	
January	249	
February	249	
March	381	
April	402	
May	402	
June	402	

**QUALITY**

	Contract Quantity	Contract Base Number	Contract *	Region	England
% of all assessments that were assess and fit appliances (rolling 12 month period)	21	63	33.3%	53.0%	54.1%
% of all assessments that were assess and refuse (rolling 12 month period)	1	63	1.6%	11.7%	12.4%
% of all assessments that were assess and review (rolling 12 month period)	41	63	65.1%	35.3%	33.5%
% of terminated courses where treatment was abandoned or discontinued (rolling 12 month period)	1	3	33.3%	8.5%	7.2%
% of completed treatments indicating that PAR score was taken (year to date)	0	2	0.0%	58.7%	58.9%
Rate of removable appliances per 100 fixed appliances - proposed treatment (rolling 12 month period)	0	42	0.00	6.99	5.66
Rate of removable appliances per 100 fixed appliances - completed treatment (rolling 12 month period)	0	4	0.00	6.41	4.88
% of courses of treatment with removable appliances only - proposed treatment (rolling 12 month period)	0	21	0.0%	2.5%	2.1%
% of courses of treatment with removable appliances only - completed treatment (rolling 12 month period)	0	2	0.0%	1.8%	1.5%
% of patients satisfied with the treatment they have received (rolling 12 month period)	1	1	100.0%	95.6%	95.7%

\* Figures in italics indicate that the base number is less than 100.

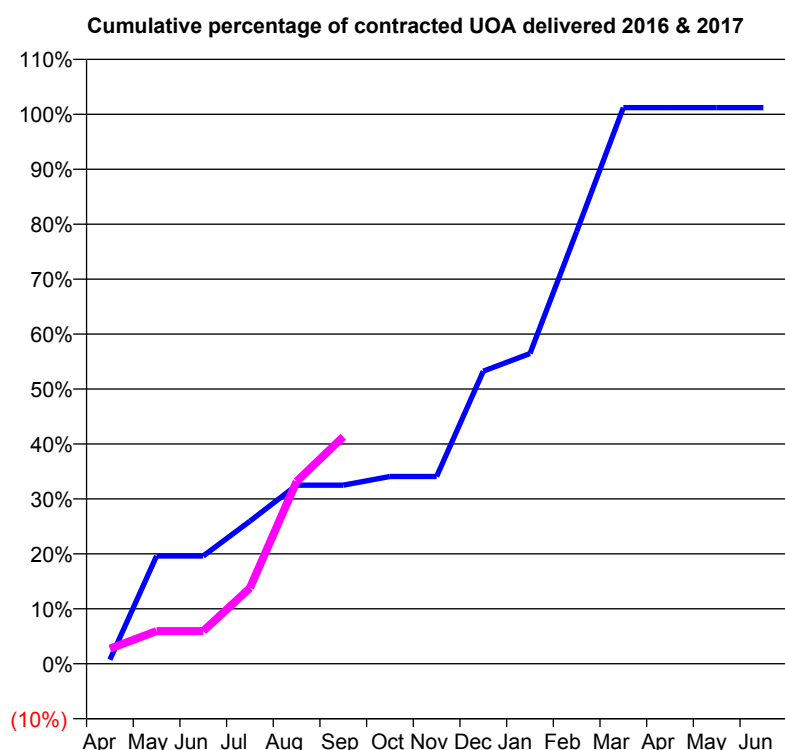
**Q56 - Vital Signs Orthodontic At a Glance Contract Report for 827134/0015 - September 2016**

Name or company name	MR JG PLUMMER
Contract type name	GDS Contract
Purpose of contract	General and Orthodontic
Contract start date	01/04/2006
Contract end date	

16/17 Contracted general activity (UDA)	51,722
Carry forward general activity (UDA)	1,394
16/17 Contracted orthodontic activity (UOA)	1,341
Carry forward orthodontic activity (UOA)	-16
Baseline contract value	£1,406,848.51

**ACCESS**

	Contract	England and Wales
24 month ratio of assessments to patient IDs	1.10	1.10

**ACTIVITY**


Month	Adjusted Scheduled Activity (UOA)	
	2016	2017
April	10	37
May	263	80
June	263	80
July	348	185
August	436	445
September	436	554
October	457	
November	457	
December	714	
January	757	
February	1,055	
March	1,357	
April	1,357	
May	1,357	
June	1,357	

**QUALITY**

	Contract Quantity	Contract Base Number	Contract *	Region	England
% of all assessments that were assess and fit appliances (rolling 12 month period)	69	96	71.9%	53.0%	54.1%
% of all assessments that were assess and refuse (rolling 12 month period)	3	96	3.1%	11.7%	12.4%
% of all assessments that were assess and review (rolling 12 month period)	24	96	25.0%	35.3%	33.5%
% of terminated courses where treatment was abandoned or discontinued (rolling 12 month period)	3	47	6.4%	8.5%	7.2%
% of completed treatments indicating that PAR score was taken (year to date)	16	17	94.1%	58.7%	58.9%
Rate of removable appliances per 100 fixed appliances - proposed treatment (rolling 12 month period)	1	136	0.74	6.99	5.66
Rate of removable appliances per 100 fixed appliances - completed treatment (rolling 12 month period)	1	85	1.18	6.41	4.88
% of courses of treatment with removable appliances only - proposed treatment (rolling 12 month period)	0	69	0.0%	2.5%	2.1%
% of courses of treatment with removable appliances only - completed treatment (rolling 12 month period)	0	44	0.0%	1.8%	1.5%
% of patients satisfied with the treatment they have received (rolling 12 month period)	1	1	100.0%	95.6%	95.7%

\* Figures in italics indicate that the base number is less than 100.

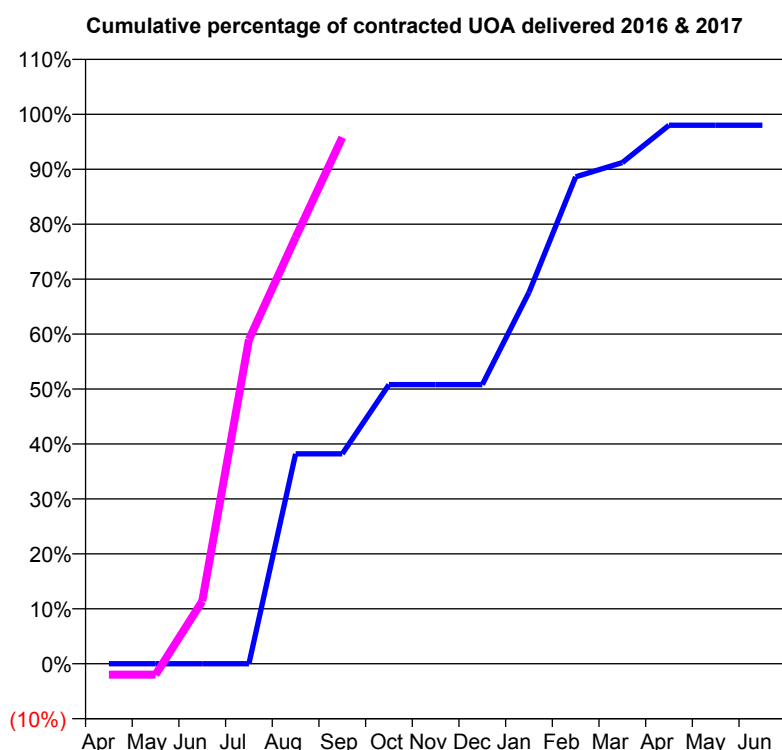
**Q56 - Vital Signs Orthodontic At a Glance Contract Report for 827134/0016 - September 2016**

Name or company name	MR JG PLUMMER
Contract type name	GDS Contract
Purpose of contract	General and Orthodontic
Contract start date	01/04/2006
Contract end date	

16/17 Contracted general activity (UDA)	20,424
Carry forward general activity (UDA)	18
16/17 Contracted orthodontic activity (UOA)	500
Carry forward orthodontic activity (UOA)	10
Baseline contract value	£624,811.22

**ACCESS**

	Contract	England and Wales
24 month ratio of assessments to patient IDs	1.03	1.10

**ACTIVITY**


Month	Adjusted Scheduled Activity (UOA)	
	2016	2017
April	0	-10
May	0	-10
June	0	57
July	0	295
August	191	388
September	191	479
October	254	
November	254	
December	254	
January	338	
February	443	
March	456	
April	490	
May	490	
June	490	

**QUALITY**

	Contract Quantity	Contract Base Number	Contract *	Region	England
% of all assessments that were assess and fit appliances (rolling 12 month period)	37	83	44.6%	53.0%	54.1%
% of all assessments that were assess and refuse (rolling 12 month period)	0	83	0.0%	11.7%	12.4%
% of all assessments that were assess and review (rolling 12 month period)	46	83	55.4%	35.3%	33.5%
% of terminated courses where treatment was abandoned or discontinued (rolling 12 month period)	9	42	21.4%	8.5%	7.2%
% of completed treatments indicating that PAR score was taken (year to date)	3	33	9.1%	58.7%	58.9%
Rate of removable appliances per 100 fixed appliances - proposed treatment (rolling 12 month period)	0	74	0.00	6.99	5.66
Rate of removable appliances per 100 fixed appliances - completed treatment (rolling 12 month period)	0	63	0.00	6.41	4.88
% of courses of treatment with removable appliances only - proposed treatment (rolling 12 month period)	0	37	0.0%	2.5%	2.1%
% of courses of treatment with removable appliances only - completed treatment (rolling 12 month period)	0	33	0.0%	1.8%	1.5%
% of patients satisfied with the treatment they have received (rolling 12 month period)	0	0	N/A	95.6%	95.7%

\* Figures in italics indicate that the base number is less than 100.

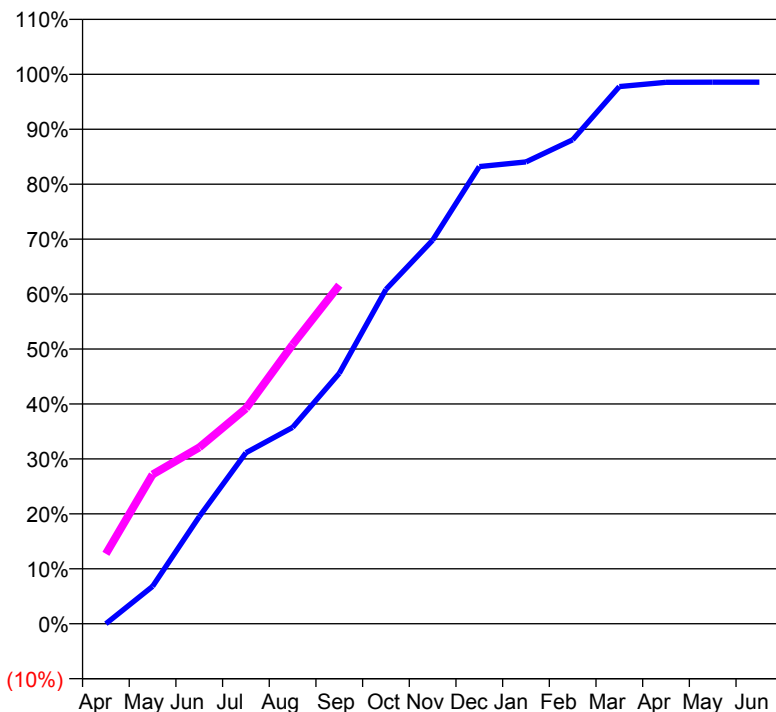
**Q56 - Vital Signs Orthodontic At a Glance Contract Report for 827134/0019 - September 2016**

Name or company name	MR JG PLUMMER
Contract type name	PDS Contract
Purpose of contract	Orthodontic
Contract start date	01/04/2009
Contract end date	31/03/2018

16/17 Contracted general activity (UDA)	0
Carry forward general activity (UDA)	0
16/17 Contracted orthodontic activity (UOA)	6,900
Carry forward orthodontic activity (UOA)	23
Baseline contract value	£429,210.65

**ACCESS**

	Contract	England and Wales
24 month ratio of assessments to patient IDs	1.28	1.10

**ACTIVITY**
**Cumulative percentage of contracted UOA delivered 2016 & 2017**

**Adjusted Scheduled Activity (UOA)**

Month	2016	2017
April	0	878
May	470	1,874
June	1,345	2,215
July	2,148	2,703
August	2,465	3,506
September	3,145	4,252
October	4,198	
November	4,816	
December	5,740	
January	5,799	
February	6,077	
March	6,745	
April	6,799	
May	6,800	
June	6,800	

**QUALITY**

	Contract Quantity	Contract Base Number	Contract *	Region	England
% of all assessments that were assess and fit appliances (rolling 12 month period)	355	903	39.3%	53.0%	54.1%
% of all assessments that were assess and refuse (rolling 12 month period)	141	903	15.6%	11.7%	12.4%
% of all assessments that were assess and review (rolling 12 month period)	407	903	45.1%	35.3%	33.5%
% of terminated courses where treatment was abandoned or discontinued (rolling 12 month period)	51	363	14.0%	8.5%	7.2%
% of completed treatments indicating that PAR score was taken (year to date)	133	183	72.7%	58.7%	58.9%
Rate of removable appliances per 100 fixed appliances - proposed treatment (rolling 12 month period)	2	677	0.30	6.99	5.66
Rate of removable appliances per 100 fixed appliances - completed treatment (rolling 12 month period)	15	595	2.52	6.41	4.88
% of courses of treatment with removable appliances only - proposed treatment (rolling 12 month period)	1	355	0.3%	2.5%	2.1%
% of courses of treatment with removable appliances only - completed treatment (rolling 12 month period)	7	312	2.2%	1.8%	1.5%
% of patients satisfied with the treatment they have received (rolling 12 month period)	7	8	87.5%	95.6%	95.7%

\* Figures in italics indicate that the base number is less than 100.

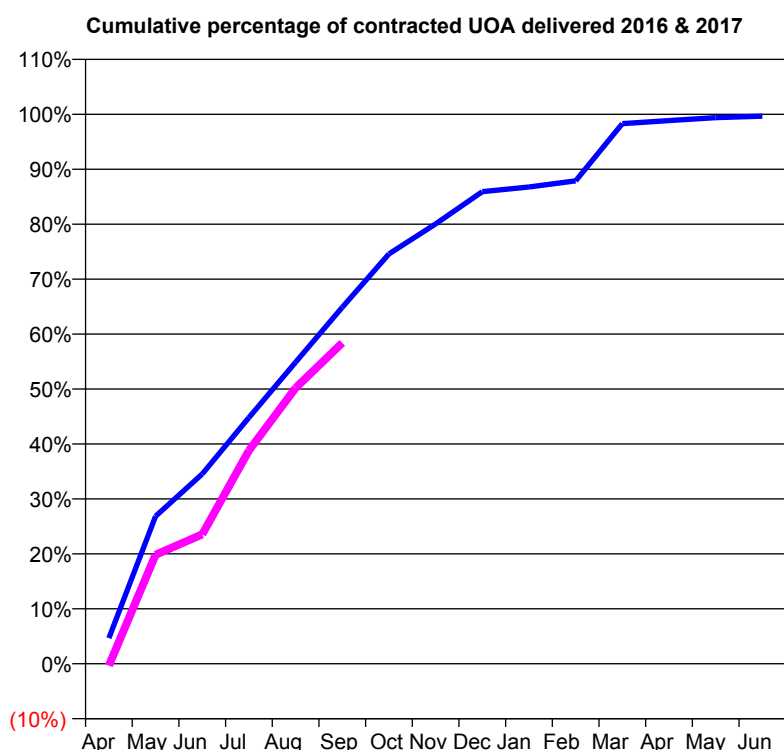
**Q56 - Vital Signs Orthodontic At a Glance Contract Report for 866377/0001 - September 2016**

Name or company name	MR F SAYME
Contract type name	PDS Contract
Purpose of contract	Orthodontic
Contract start date	04/05/2010
Contract end date	31/03/2018

16/17 Contracted general activity (UDA)	0
Carry forward general activity (UDA)	0
16/17 Contracted orthodontic activity (UOA)	8,057
Carry forward orthodontic activity (UOA)	29
Baseline contract value	£496,725.36

**ACCESS**

	Contract	England and Wales
24 month ratio of assessments to patient IDs	1.06	1.10

**ACTIVITY**


Month	Adjusted Scheduled Activity (UOA)	
	2016	2017
April	376	-29
May	2,164	1,598
June	2,784	1,897
July	3,610	3,127
August	4,421	4,044
September	5,228	4,705
October	6,008	
November	6,449	
December	6,922	
January	6,991	
February	7,080	
March	7,919	
April	7,964	
May	8,007	
June	8,028	

**QUALITY**

	Contract Quantity	Contract Base Number	Contract *	Region	England
% of all assessments that were assess and fit appliances (rolling 12 month period)	355	575	61.7%	53.0%	54.1%
% of all assessments that were assess and refuse (rolling 12 month period)	108	575	18.8%	11.7%	12.4%
% of all assessments that were assess and review (rolling 12 month period)	112	575	19.5%	35.3%	33.5%
% of terminated courses where treatment was abandoned or discontinued (rolling 12 month period)	47	440	10.7%	8.5%	7.2%
% of completed treatments indicating that PAR score was taken (year to date)	28	240	11.7%	58.7%	58.9%
Rate of removable appliances per 100 fixed appliances - proposed treatment (rolling 12 month period)	32	683	4.69	6.99	5.66
Rate of removable appliances per 100 fixed appliances - completed treatment (rolling 12 month period)	29	548	5.29	6.41	4.88
% of courses of treatment with removable appliances only - proposed treatment (rolling 12 month period)	7	355	2.0%	2.5%	2.1%
% of courses of treatment with removable appliances only - completed treatment (rolling 12 month period)	11	393	2.8%	1.8%	1.5%
% of patients satisfied with the treatment they have received (rolling 12 month period)	8	8	100.0%	95.6%	95.7%

\* Figures in italics indicate that the base number is less than 100.



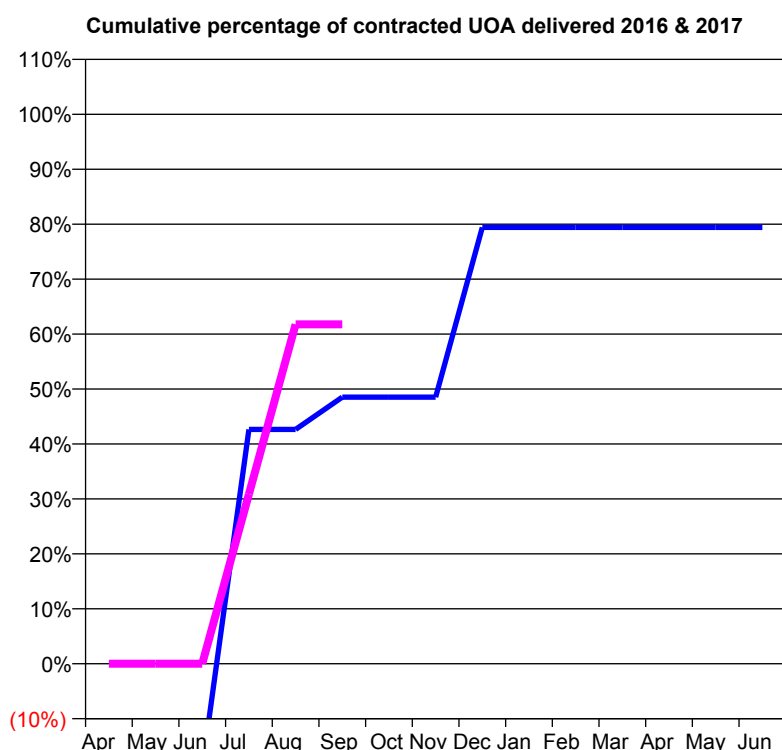
**Q56 - Vital Signs Orthodontic At a Glance Contract Report for 905941/0001 - September 2016**

Name or company name	MR JQ PEIRSON
Contract type name	GDS Contract
Purpose of contract	General and Orthodontic
Contract start date	01/04/2006
Contract end date	

16/17 Contracted general activity (UDA)	10,641
Carry forward general activity (UDA)	-46
16/17 Contracted orthodontic activity (UOA)	68
Carry forward orthodontic activity (UOA)	0
Baseline contract value	£314,850.98

**ACCESS**

	Contract	England and Wales
24 month ratio of assessments to patient IDs	1.00	1.10

**ACTIVITY**


Month	Adjusted Scheduled Activity (UOA)	
	2016	2017
April	-13	0
May	-13	0
June	-13	0
July	29	21
August	29	42
September	33	42
October	33	
November	33	
December	54	
January	54	
February	54	
March	54	
April	54	
May	54	
June	54	

**QUALITY**

	Contract Quantity	Contract Base Number	Contract *	Region	England
% of all assessments that were assess and fit appliances (rolling 12 month period)	3	3	100.0%	53.0%	54.1%
% of all assessments that were assess and refuse (rolling 12 month period)	0	3	0.0%	11.7%	12.4%
% of all assessments that were assess and review (rolling 12 month period)	0	3	0.0%	35.3%	33.5%
% of terminated courses where treatment was abandoned or discontinued (rolling 12 month period)	0	2	0.0%	8.5%	7.2%
% of completed treatments indicating that PAR score was taken (year to date)	0	2	0.0%	58.7%	58.9%
Rate of removable appliances per 100 fixed appliances - proposed treatment (rolling 12 month period)	0	0	N/A	6.99	5.66
Rate of removable appliances per 100 fixed appliances - completed treatment (rolling 12 month period)	0	0	N/A	6.41	4.88
% of courses of treatment with removable appliances only - proposed treatment (rolling 12 month period)	0	3	0.0%	2.5%	2.1%
% of courses of treatment with removable appliances only - completed treatment (rolling 12 month period)	0	2	0.0%	1.8%	1.5%
% of patients satisfied with the treatment they have received (rolling 12 month period)	0	0	N/A	95.6%	95.7%

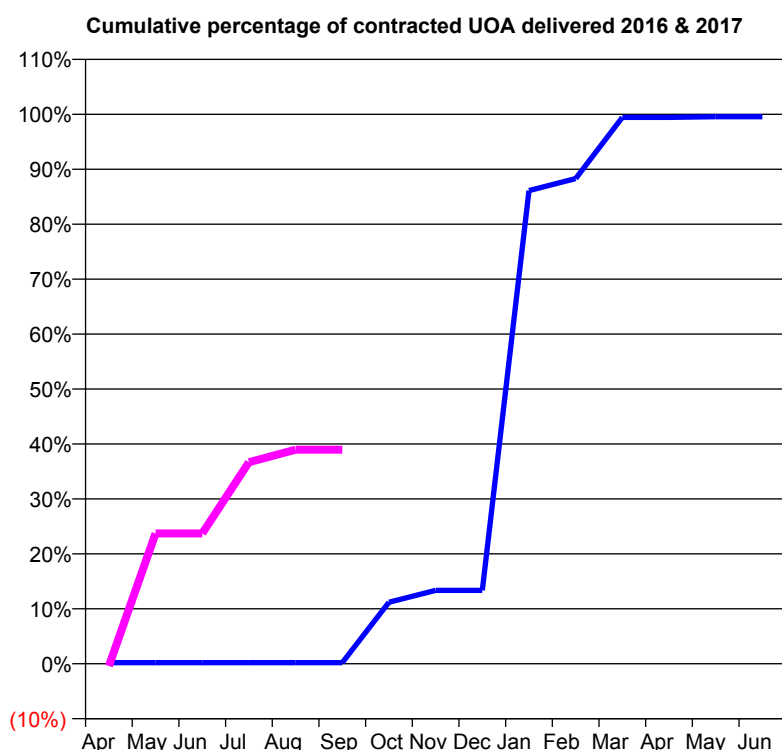
\* Figures in italics indicate that the base number is less than 100.

**Q56 - Vital Signs Orthodontic At a Glance Contract Report for 919470/0001 - September 2016**

Name or company name	MR SC WARDLE
Contract type name	PDS Contract
Purpose of contract	Orthodontic
Contract start date	01/04/2011
Contract end date	31/03/2018

16/17 Contracted general activity (UDA)	0
Carry forward general activity (UDA)	0
16/17 Contracted orthodontic activity (UOA)	965
Carry forward orthodontic activity (UOA)	4
Baseline contract value	£60,517.59

ACCESS	Contract	England and Wales
24 month ratio of assessments to patient IDs	1.05	1.10

**ACTIVITY**


Month	Adjusted Scheduled Activity (UOA)	
	2016	2017
April	2	-4
May	2	229
June	2	229
July	2	354
August	2	376
September	2	376
October	108	
November	129	
December	129	
January	831	
February	852	
March	960	
April	960	
May	961	
June	961	

QUALITY	Contract Quantity	Contract Base Number	Contract *	Region	England
% of all assessments that were assess and fit appliances (rolling 12 month period)	62	114	54.4%	53.0%	54.1%
% of all assessments that were assess and refuse (rolling 12 month period)	15	114	13.2%	11.7%	12.4%
% of all assessments that were assess and review (rolling 12 month period)	37	114	32.5%	35.3%	33.5%
% of terminated courses where treatment was abandoned or discontinued (rolling 12 month period)	0	32	0.0%	8.5%	7.2%
% of completed treatments indicating that PAR score was taken (year to date)	15	15	100.0%	58.7%	58.9%
Rate of removable appliances per 100 fixed appliances - proposed treatment (rolling 12 month period)	4	90	4.44	6.99	5.66
Rate of removable appliances per 100 fixed appliances - completed treatment (rolling 12 month period)	1	62	1.61	6.41	4.88
% of courses of treatment with removable appliances only - proposed treatment (rolling 12 month period)	1	62	1.6%	2.5%	2.1%
% of courses of treatment with removable appliances only - completed treatment (rolling 12 month period)	0	32	0.0%	1.8%	1.5%
% of patients satisfied with the treatment they have received (rolling 12 month period)	1	1	100.0%	95.6%	95.7%

\* Figures in italics indicate that the base number is less than 100.

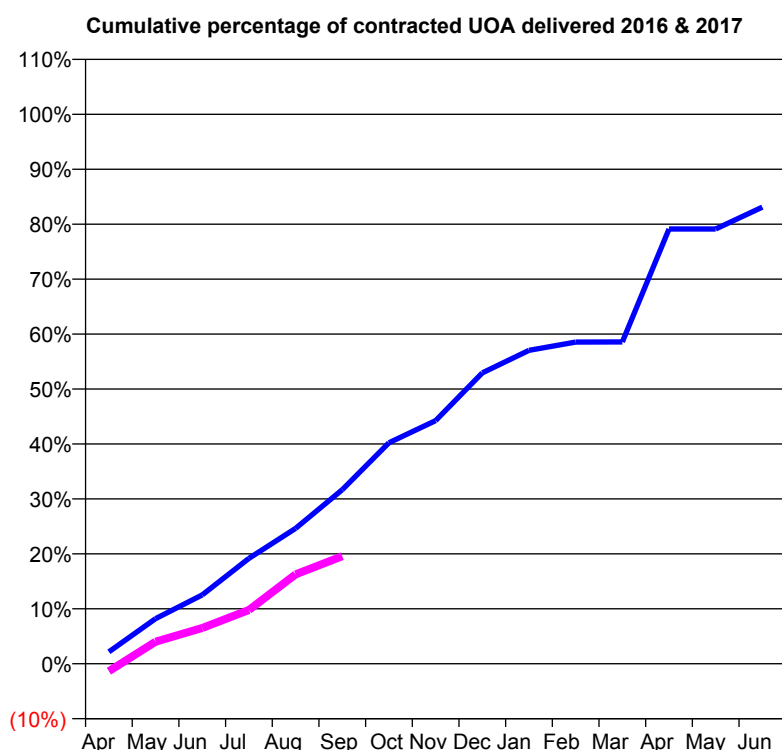
**Q57 - Vital Signs Orthodontic At a Glance Contract Report for 101370/0114 - September 2016**

Name or company name	Petrie Tucker & Partners Ltd
Contract type name	GDS Contract
Purpose of contract	Orthodontic
Contract start date	01/04/2008
Contract end date	

16/17 Contracted general activity (UDA)	0
Carry forward general activity (UDA)	0
16/17 Contracted orthodontic activity (UOA)	4,918
Carry forward orthodontic activity (UOA)	68
Baseline contract value	£297,022.80

**ACCESS**

	Contract	England and Wales
24 month ratio of assessments to patient IDs	1.06	1.10

**ACTIVITY**


Month	Adjusted Scheduled Activity (UOA)	
	2016	2017
April	127	-68
May	479	197
June	732	321
July	1,120	482
August	1,438	800
September	1,849	963
October	2,347	
November	2,583	
December	3,089	
January	3,329	
February	3,417	
March	3,418	
April	4,618	
May	4,618	
June	4,850	

**QUALITY**

	Contract Quantity	Contract Base Number	Contract *	Region	England
% of all assessments that were assess and fit appliances (rolling 12 month period)	189	347	54.5%	53.0%	54.1%
% of all assessments that were assess and refuse (rolling 12 month period)	52	347	15.0%	11.7%	12.4%
% of all assessments that were assess and review (rolling 12 month period)	106	347	30.5%	35.3%	33.5%
% of terminated courses where treatment was abandoned or discontinued (rolling 12 month period)	14	91	15.4%	8.5%	7.2%
% of completed treatments indicating that PAR score was taken (year to date)	8	28	28.6%	58.7%	58.9%
Rate of removable appliances per 100 fixed appliances - proposed treatment (rolling 12 month period)	108	337	32.05	6.99	5.66
Rate of removable appliances per 100 fixed appliances - completed treatment (rolling 12 month period)	36	130	27.69	6.41	4.88
% of courses of treatment with removable appliances only - proposed treatment (rolling 12 month period)	1	189	0.5%	2.5%	2.1%
% of courses of treatment with removable appliances only - completed treatment (rolling 12 month period)	0	77	0.0%	1.8%	1.5%
% of patients satisfied with the treatment they have received (rolling 12 month period)	4	5	80.0%	95.6%	95.7%

\* Figures in italics indicate that the base number is less than 100.

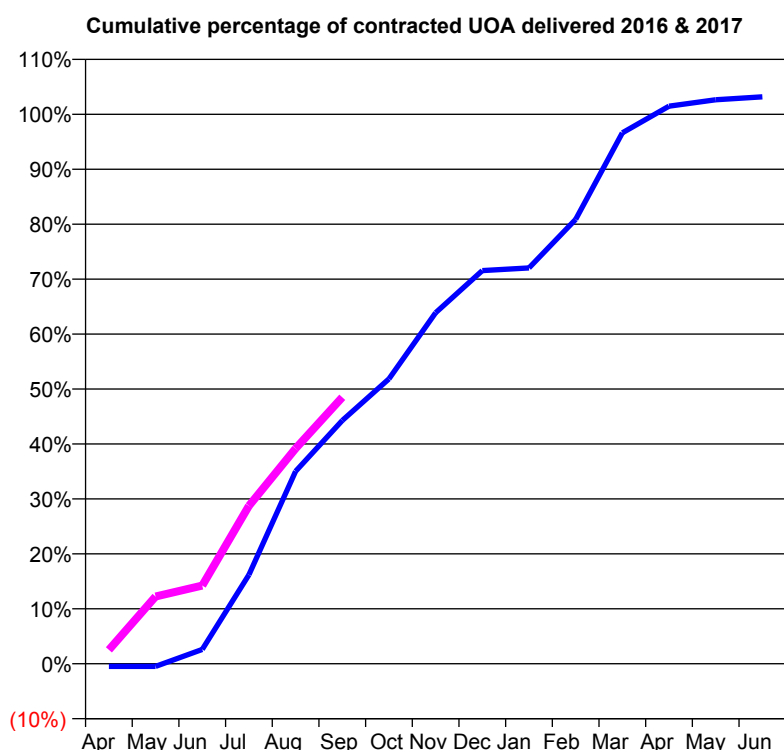
**Q57 - Vital Signs Orthodontic At a Glance Contract Report for 101559/0001 - September 2016**

Name or company name	R Patel & Associates
Contract type name	PDS Contract
Purpose of contract	Orthodontic
Contract start date	01/10/2011
Contract end date	31/03/2018

16/17 Contracted general activity (UDA)	0
Carry forward general activity (UDA)	0
16/17 Contracted orthodontic activity (UOA)	4,200
Carry forward orthodontic activity (UOA)	-84
Baseline contract value	£256,915.38

**ACCESS**

	Contract	England and Wales
24 month ratio of assessments to patient IDs	1.07	1.10

**ACTIVITY**


Month	Adjusted Scheduled Activity (UOA)	
	2016	2017
April	-21	107
May	-21	514
June	110	598
July	680	1,207
August	1,471	1,646
September	1,860	2,037
October	2,178	
November	2,683	
December	3,005	
January	3,026	
February	3,397	
March	4,058	
April	4,262	
May	4,311	
June	4,333	

**QUALITY**

	Contract Quantity	Contract Base Number	Contract *	Region	England
% of all assessments that were assess and fit appliances (rolling 12 month period)	207	435	47.6%	53.0%	54.1%
% of all assessments that were assess and refuse (rolling 12 month period)	18	435	4.1%	11.7%	12.4%
% of all assessments that were assess and review (rolling 12 month period)	210	435	48.3%	35.3%	33.5%
% of terminated courses where treatment was abandoned or discontinued (rolling 12 month period)	37	136	27.2%	8.5%	7.2%
% of completed treatments indicating that PAR score was taken (year to date)	17	47	36.2%	58.7%	58.9%
Rate of removable appliances per 100 fixed appliances - proposed treatment (rolling 12 month period)	6	282	2.13	6.99	5.66
Rate of removable appliances per 100 fixed appliances - completed treatment (rolling 12 month period)	0	2	0.00	6.41	4.88
% of courses of treatment with removable appliances only - proposed treatment (rolling 12 month period)	1	207	0.5%	2.5%	2.1%
% of courses of treatment with removable appliances only - completed treatment (rolling 12 month period)	0	99	0.0%	1.8%	1.5%
% of patients satisfied with the treatment they have received (rolling 12 month period)	6	7	85.7%	95.6%	95.7%

\* Figures in italics indicate that the base number is less than 100.

**Q57 - Vital Signs Orthodontic At a Glance Contract Report for 105570/0001 - September 2016**

Name or company name	Ramsay and Sud	16/17 Contracted general activity (UDA)	8,500
Contract type name	GDS Contract	Carry forward general activity (UDA)	0
Purpose of contract	General	16/17 Contracted orthodontic activity (UOA)	0
Contract start date	01/04/2006	Carry forward orthodontic activity (UOA)	0
Contract end date		Baseline contract value	£210,718.10

ACCESS	Contract	England and Wales
24 month ratio of assessments to patient IDs	1.00	1.10

**ACTIVITY**


Month	Adjusted Scheduled Activity (UOA)	
	2016	2017
April	0	0
May	0	0
June	0	0
July	0	4
August	0	4
September	0	4
October	1	
November	1	
December	1	
January	1	
February	1	
March	1	
April	1	
May	1	
June	1	

**QUALITY**

	Contract Quantity	Contract Base Number	Contract *	Region	England
% of all assessments that were assess and fit appliances (rolling 12 month period)	1	2	50.0%	53.0%	54.1%
% of all assessments that were assess and refuse (rolling 12 month period)	0	2	0.0%	11.7%	12.4%
% of all assessments that were assess and review (rolling 12 month period)	1	2	50.0%	35.3%	33.5%
% of terminated courses where treatment was abandoned or discontinued (rolling 12 month period)	0	0	N/A	8.5%	7.2%
% of completed treatments indicating that PAR score was taken (year to date)	0	0	N/A	58.7%	58.9%
Rate of removable appliances per 100 fixed appliances - proposed treatment (rolling 12 month period)	1	0	N/A	6.99	5.66
Rate of removable appliances per 100 fixed appliances - completed treatment (rolling 12 month period)	0	0	N/A	6.41	4.88
% of courses of treatment with removable appliances only - proposed treatment (rolling 12 month period)	1	1	100.0%	2.5%	2.1%
% of courses of treatment with removable appliances only - completed treatment (rolling 12 month period)	0	0	N/A	1.8%	1.5%
% of patients satisfied with the treatment they have received (rolling 12 month period)	0	0	N/A	95.6%	95.7%

\* Figures in italics indicate that the base number is less than 100.

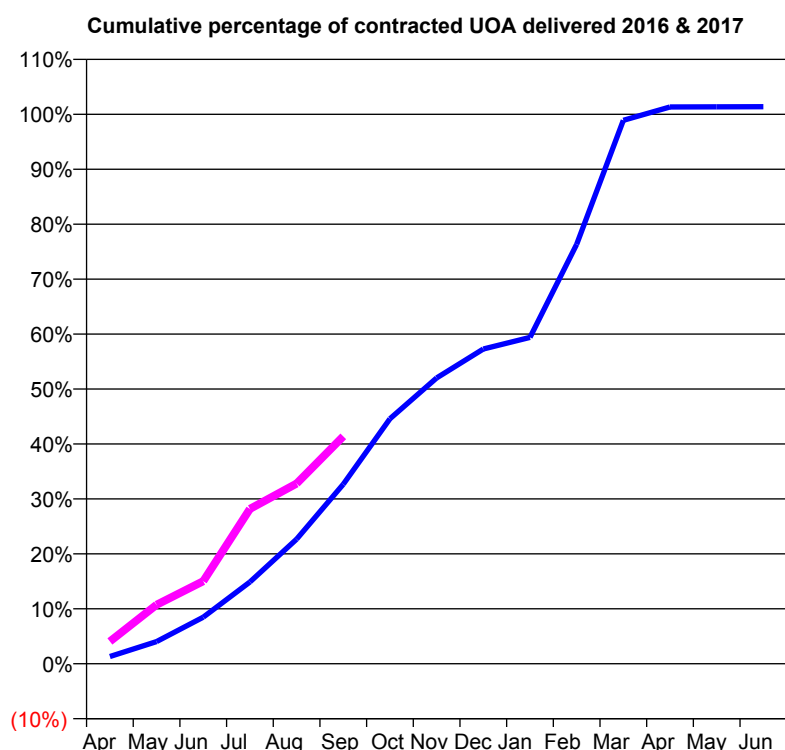
**Q57 - Vital Signs Orthodontic At a Glance Contract Report for 115347/0001 - September 2016**

Name or company name	Mr H.S. Kehler and Mr S. Kumar
Contract type name	PDS Contract
Purpose of contract	Orthodontic
Contract start date	01/04/2013
Contract end date	31/03/2018

16/17 Contracted general activity (UDA)	0
Carry forward general activity (UDA)	0
16/17 Contracted orthodontic activity (UOA)	6,404
Carry forward orthodontic activity (UOA)	0
Baseline contract value	£370,899.57

**ACCESS**

	Contract	England and Wales
24 month ratio of assessments to patient IDs	1.05	1.10

**ACTIVITY**


Month	Adjusted Scheduled Activity (UOA)	
	2016	2017
April	84	261
May	259	687
June	543	963
July	954	1,805
August	1,453	2,100
September	2,093	2,650
October	2,856	
November	3,331	
December	3,669	
January	3,803	
February	4,889	
March	6,334	
April	6,489	
May	6,491	
June	6,493	

**QUALITY**

	Contract Quantity	Contract Base Number	Contract *	Region	England
% of all assessments that were assess and fit appliances (rolling 12 month period)	329	486	67.7%	53.0%	54.1%
% of all assessments that were assess and refuse (rolling 12 month period)	48	486	9.9%	11.7%	12.4%
% of all assessments that were assess and review (rolling 12 month period)	109	486	22.4%	35.3%	33.5%
% of terminated courses where treatment was abandoned or discontinued (rolling 12 month period)	2	251	0.8%	8.5%	7.2%
% of completed treatments indicating that PAR score was taken (year to date)	92	116	79.3%	58.7%	58.9%
Rate of removable appliances per 100 fixed appliances - proposed treatment (rolling 12 month period)	5	648	0.77	6.99	5.66
Rate of removable appliances per 100 fixed appliances - completed treatment (rolling 12 month period)	13	489	2.66	6.41	4.88
% of courses of treatment with removable appliances only - proposed treatment (rolling 12 month period)	3	329	0.9%	2.5%	2.1%
% of courses of treatment with removable appliances only - completed treatment (rolling 12 month period)	0	249	0.0%	1.8%	1.5%
% of patients satisfied with the treatment they have received (rolling 12 month period)	6	6	100.0%	95.6%	95.7%

\* Figures in italics indicate that the base number is less than 100.

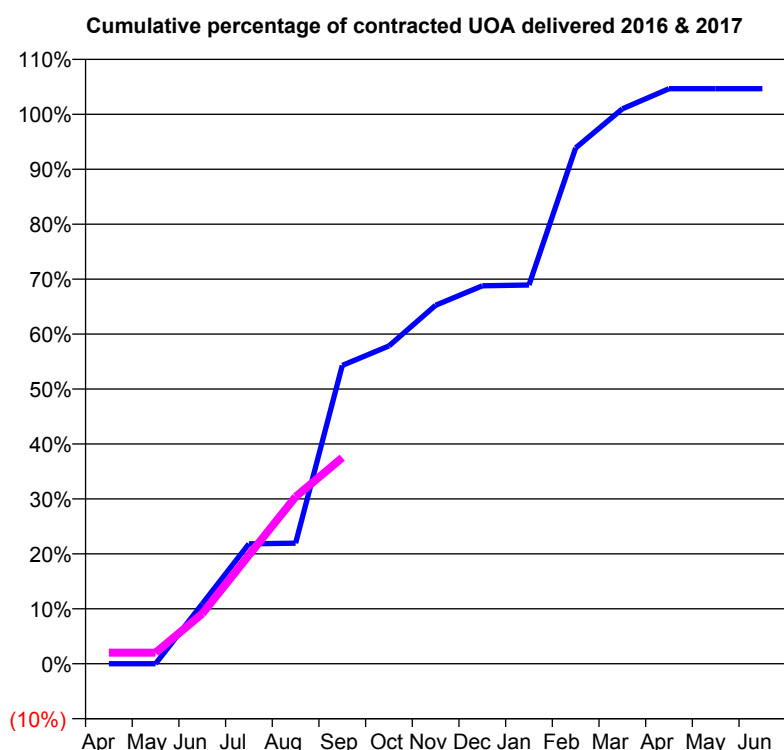
**Q57 - Vital Signs Orthodontic At a Glance Contract Report for 119261/0001 - September 2016**

Name or company name	Mr Clive Bainbridge, Mr Mark Bainbridge ar
Contract type name	GDS Contract
Purpose of contract	General and Orthodontic
Contract start date	01/05/2014
Contract end date	

16/17 Contracted general activity (UDA)	18,088
Carry forward general activity (UDA)	-362
16/17 Contracted orthodontic activity (UOA)	592
Carry forward orthodontic activity (UOA)	-12
Baseline contract value	£799,697.58

**ACCESS**

	Contract	England and Wales
24 month ratio of assessments to patient IDs	1.00	1.10

**ACTIVITY**


Month	Adjusted Scheduled Activity (UOA)	
	2016	2017
April	0	12
May	0	12
June	65	54
July	129	117
August	130	180
September	321	222
October	342	
November	386	
December	407	
January	408	
February	556	
March	598	
April	620	
May	620	
June	620	

**QUALITY**

	Contract Quantity	Contract Base Number	Contract *	Region	England
% of all assessments that were assess and fit appliances (rolling 12 month period)	24	25	96.0%	53.0%	54.1%
% of all assessments that were assess and refuse (rolling 12 month period)	0	25	0.0%	11.7%	12.4%
% of all assessments that were assess and review (rolling 12 month period)	1	25	4.0%	35.3%	33.5%
% of terminated courses where treatment was abandoned or discontinued (rolling 12 month period)	0	9	0.0%	8.5%	7.2%
% of completed treatments indicating that PAR score was taken (year to date)	7	8	87.5%	58.7%	58.9%
Rate of removable appliances per 100 fixed appliances - proposed treatment (rolling 12 month period)	5	22	22.73	6.99	5.66
Rate of removable appliances per 100 fixed appliances - completed treatment (rolling 12 month period)	1	9	11.11	6.41	4.88
% of courses of treatment with removable appliances only - proposed treatment (rolling 12 month period)	0	24	0.0%	2.5%	2.1%
% of courses of treatment with removable appliances only - completed treatment (rolling 12 month period)	0	9	0.0%	1.8%	1.5%
% of patients satisfied with the treatment they have received (rolling 12 month period)	0	0	N/A	95.6%	95.7%

\* Figures in italics indicate that the base number is less than 100.

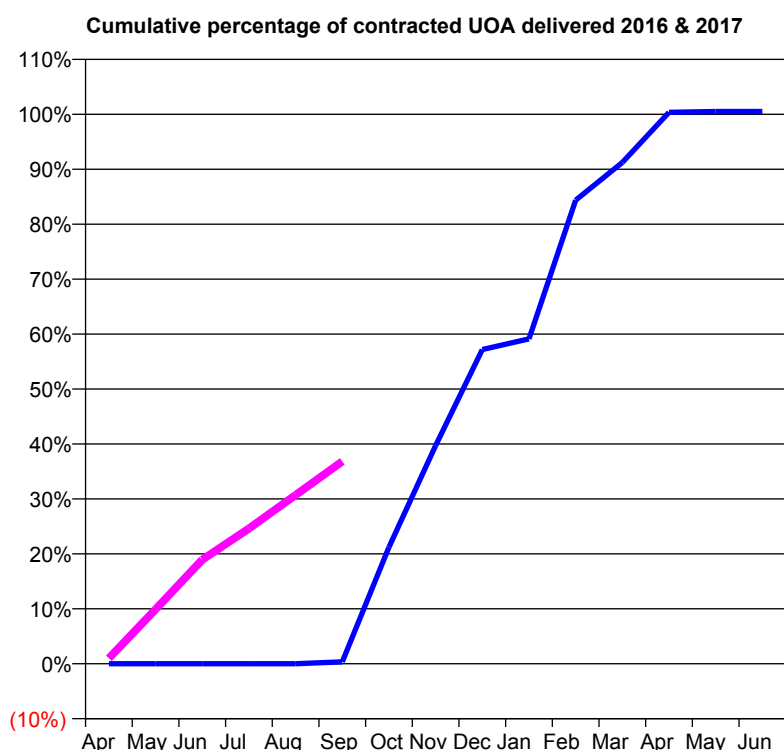
**Q57 - Vital Signs Orthodontic At a Glance Contract Report for 130788/0001 - September 2016**

Name or company name	Tan, Byles & Sebastian Orthodontic Practic
Contract type name	GDS Contract
Purpose of contract	Orthodontic
Contract start date	01/08/2015
Contract end date	31/03/2017

16/17 Contracted general activity (UDA)	0
Carry forward general activity (UDA)	0
16/17 Contracted orthodontic activity (UOA)	20,792
Carry forward orthodontic activity (UOA)	0
Baseline contract value	£1,181,592.69

**ACCESS**

	Contract	England and Wales
24 month ratio of assessments to patient IDs	1.01	1.10

**ACTIVITY**


Month	Adjusted Scheduled Activity (UOA)	
	2016	2017
April	0	211
May	0	2,063
June	0	3,937
July	0	5,117
August	0	6,386
September	49	7,658
October	3,008	
November	5,632	
December	8,111	
January	8,384	
February	11,963	
March	12,938	
April	14,232	
May	14,253	
June	14,253	

**QUALITY**

	Contract Quantity	Contract Base Number	Contract *	Region	England
% of all assessments that were assess and fit appliances (rolling 12 month period)	1,051	1,258	83.5%	53.0%	54.1%
% of all assessments that were assess and refuse (rolling 12 month period)	12	1,258	1.0%	11.7%	12.4%
% of all assessments that were assess and review (rolling 12 month period)	195	1,258	15.5%	35.3%	33.5%
% of terminated courses where treatment was abandoned or discontinued (rolling 12 month period)	43	1,010	4.3%	8.5%	7.2%
% of completed treatments indicating that PAR score was taken (year to date)	383	464	82.5%	58.7%	58.9%
Rate of removable appliances per 100 fixed appliances - proposed treatment (rolling 12 month period)	19	2,055	0.92	6.99	5.66
Rate of removable appliances per 100 fixed appliances - completed treatment (rolling 12 month period)	32	1,886	1.70	6.41	4.88
% of courses of treatment with removable appliances only - proposed treatment (rolling 12 month period)	15	1,051	1.4%	2.5%	2.1%
% of courses of treatment with removable appliances only - completed treatment (rolling 12 month period)	9	967	0.9%	1.8%	1.5%
% of patients satisfied with the treatment they have received (rolling 12 month period)	19	20	95.0%	95.6%	95.7%

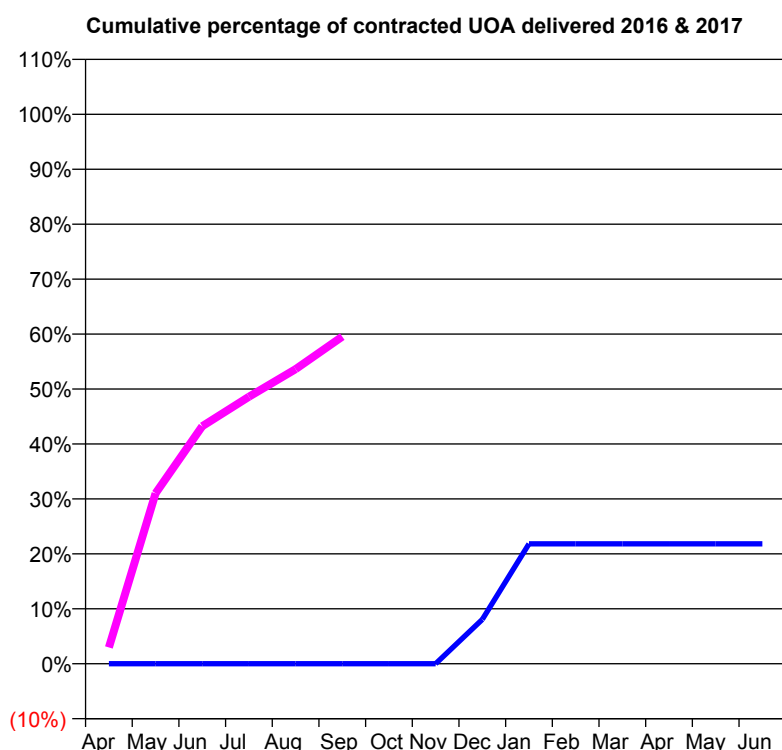
\* Figures in italics indicate that the base number is less than 100.



**Q57 - Vital Signs Orthodontic At a Glance Contract Report for 131903/0002 - September 2016**

Name or company name	MR K SINGH	16/17 Contracted general activity (UDA)	0
Contract type name	PDS Contract	Carry forward general activity (UDA)	0
Purpose of contract	Orthodontic	16/17 Contracted orthodontic activity (UOA)	4,253
Contract start date	01/12/2015	Carry forward orthodontic activity (UOA)	-83
Contract end date	31/03/2018	Baseline contract value	£260,166.56

ACCESS	Contract	England and Wales
24 month ratio of assessments to patient IDs	1.04	1.10

**ACTIVITY**


Month	Adjusted Scheduled Activity (UOA)	
	2016	2017
April	0	126
May	0	1,320
June	0	1,839
July	0	2,067
August	0	2,280
September	0	2,532
October	0	
November	0	
December	107	
January	290	
February	290	
March	290	
April	290	
May	290	
June	290	

**QUALITY**

	Contract Quantity	Contract Base Number	Contract *	Region	England
% of all assessments that were assess and fit appliances (rolling 12 month period)	116	457	25.4%	53.0%	54.1%
% of all assessments that were assess and refuse (rolling 12 month period)	127	457	27.8%	11.7%	12.4%
% of all assessments that were assess and review (rolling 12 month period)	214	457	46.8%	35.3%	33.5%
% of terminated courses where treatment was abandoned or discontinued (rolling 12 month period)	0	1	0.0%	8.5%	7.2%
% of completed treatments indicating that PAR score was taken (year to date)	0	1	0.0%	58.7%	58.9%
Rate of removable appliances per 100 fixed appliances - proposed treatment (rolling 12 month period)	0	228	0.00	6.99	5.66
Rate of removable appliances per 100 fixed appliances - completed treatment (rolling 12 month period)	0	1	0.00	6.41	4.88
% of courses of treatment with removable appliances only - proposed treatment (rolling 12 month period)	0	116	0.0%	2.5%	2.1%
% of courses of treatment with removable appliances only - completed treatment (rolling 12 month period)	0	1	0.0%	1.8%	1.5%
% of patients satisfied with the treatment they have received (rolling 12 month period)	4	4	100.0%	95.6%	95.7%

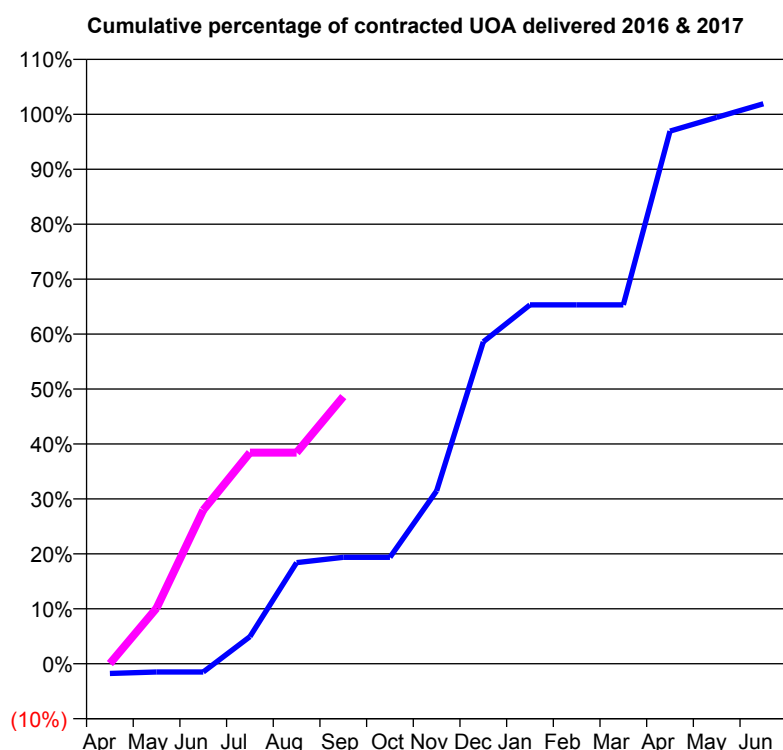
\* Figures in italics indicate that the base number is less than 100.

**Q57 - Vital Signs Orthodontic At a Glance Contract Report for 145394/0002 - September 2016**

Name or company name	Ongar Road Dental Practice	16/17 Contracted general activity (UDA)	0
Contract type name	PDS Contract	Carry forward general activity (UDA)	0
Purpose of contract	Orthodontic	16/17 Contracted orthodontic activity (UOA)	2,514
Contract start date	01/04/2013	Carry forward orthodontic activity (UOA)	0
Contract end date	31/03/2017	Baseline contract value	£146,993.33

**ACCESS**

	Contract	England and Wales
24 month ratio of assessments to patient IDs	1.05	1.10

**ACTIVITY**


Month	Adjusted Scheduled Activity (UOA)	
	2016	2017
April	-45	1
May	-38	255
June	-38	703
July	124	966
August	463	966
September	487	1,222
October	487	
November	791	
December	1,473	
January	1,642	
February	1,642	
March	1,642	
April	2,437	
May	2,500	
June	2,562	

**QUALITY**

	Contract Quantity	Contract Base Number	Contract *	Region	England
% of all assessments that were assess and fit appliances (rolling 12 month period)	160	208	76.9%	53.0%	54.1%
% of all assessments that were assess and refuse (rolling 12 month period)	30	208	14.4%	11.7%	12.4%
% of all assessments that were assess and review (rolling 12 month period)	18	208	8.7%	35.3%	33.5%
% of terminated courses where treatment was abandoned or discontinued (rolling 12 month period)	1	113	0.9%	8.5%	7.2%
% of completed treatments indicating that PAR score was taken (year to date)	24	76	31.6%	58.7%	58.9%
Rate of removable appliances per 100 fixed appliances - proposed treatment (rolling 12 month period)	6	308	1.95	6.99	5.66
Rate of removable appliances per 100 fixed appliances - completed treatment (rolling 12 month period)	1	222	0.45	6.41	4.88
% of courses of treatment with removable appliances only - proposed treatment (rolling 12 month period)	6	160	3.8%	2.5%	2.1%
% of courses of treatment with removable appliances only - completed treatment (rolling 12 month period)	1	112	0.9%	1.8%	1.5%
% of patients satisfied with the treatment they have received (rolling 12 month period)	3	3	100.0%	95.6%	95.7%

\* Figures in italics indicate that the base number is less than 100.

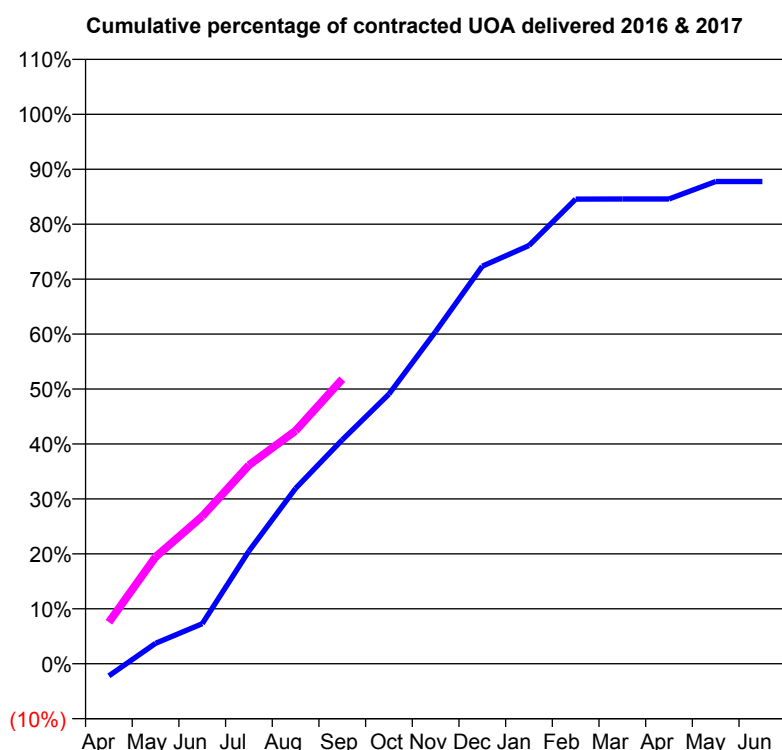
**Q57 - Vital Signs Orthodontic At a Glance Contract Report for 148695/0001 - September 2016**

Name or company name	Mr C Wallis
Contract type name	PDS Contract
Purpose of contract	Orthodontic
Contract start date	02/06/2013
Contract end date	31/03/2018

16/17 Contracted general activity (UDA)	0
Carry forward general activity (UDA)	0
16/17 Contracted orthodontic activity (UOA)	12,145
Carry forward orthodontic activity (UOA)	0
Baseline contract value	£780,719.63

**ACCESS**

	Contract	England and Wales
24 month ratio of assessments to patient IDs	1.04	1.10

**ACTIVITY**


Month	Adjusted Scheduled Activity (UOA)	
	2016	2017
April	-269	917
May	453	2,362
June	886	3,257
July	2,493	4,389
August	3,878	5,150
September	4,949	6,292
October	5,961	
November	7,344	
December	8,787	
January	9,243	
February	10,271	
March	10,273	
April	10,274	
May	10,658	
June	10,658	

**QUALITY**

	Contract Quantity	Contract Base Number	Contract *	Region	England
% of all assessments that were assess and fit appliances (rolling 12 month period)	630	907	69.5%	53.0%	54.1%
% of all assessments that were assess and refuse (rolling 12 month period)	173	907	19.1%	11.7%	12.4%
% of all assessments that were assess and review (rolling 12 month period)	104	907	11.5%	35.3%	33.5%
% of terminated courses where treatment was abandoned or discontinued (rolling 12 month period)	17	395	4.3%	8.5%	7.2%
% of completed treatments indicating that PAR score was taken (year to date)	196	206	95.1%	58.7%	58.9%
Rate of removable appliances per 100 fixed appliances - proposed treatment (rolling 12 month period)	79	1,229	6.43	6.99	5.66
Rate of removable appliances per 100 fixed appliances - completed treatment (rolling 12 month period)	59	727	8.12	6.41	4.88
% of courses of treatment with removable appliances only - proposed treatment (rolling 12 month period)	8	630	1.3%	2.5%	2.1%
% of courses of treatment with removable appliances only - completed treatment (rolling 12 month period)	8	378	2.1%	1.8%	1.5%
% of patients satisfied with the treatment they have received (rolling 12 month period)	19	19	100.0%	95.6%	95.7%

\* Figures in italics indicate that the base number is less than 100.

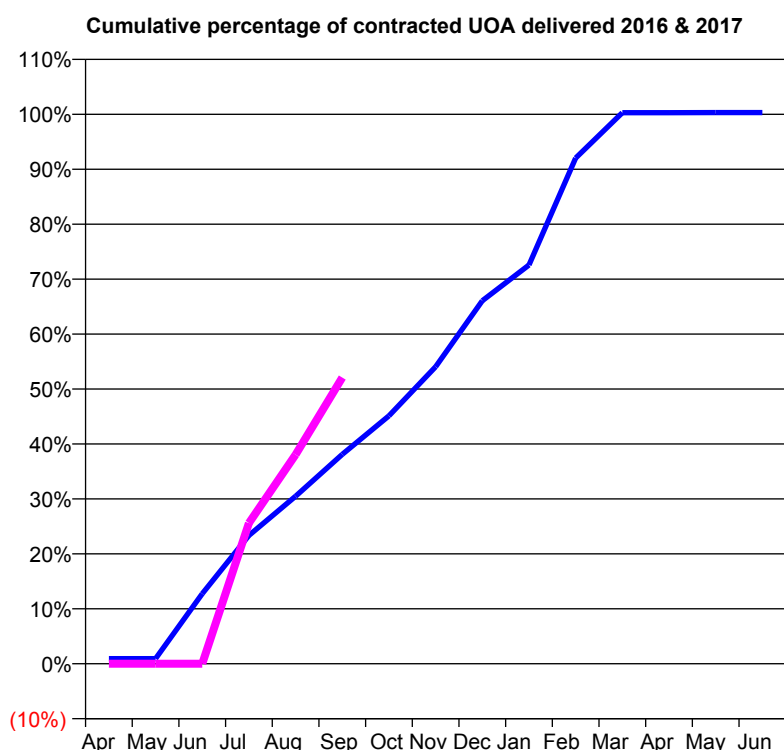
**Q57 - Vital Signs Orthodontic At a Glance Contract Report for 153885/0001 - September 2016**

Name or company name	Mr M. Kazemi and Dr S Dhillon
Contract type name	PDS Contract
Purpose of contract	Orthodontic
Contract start date	01/04/2013
Contract end date	31/03/2018

16/17 Contracted general activity (UDA)	0
Carry forward general activity (UDA)	0
16/17 Contracted orthodontic activity (UOA)	10,280
Carry forward orthodontic activity (UOA)	0
Baseline contract value	£571,297.05

**ACCESS**

	Contract	England and Wales
24 month ratio of assessments to patient IDs	1.02	1.10

**ACTIVITY**


Month	Adjusted Scheduled Activity (UOA)	
	2016	2017
April	95	0
May	95	0
June	1,310	0
July	2,401	2,633
August	3,134	3,914
September	3,919	5,355
October	4,638	
November	5,558	
December	6,792	
January	7,459	
February	9,460	
March	10,309	
April	10,310	
May	10,311	
June	10,311	

**QUALITY**

	Contract Quantity	Contract Base Number	Contract *	Region	England
% of all assessments that were assess and fit appliances (rolling 12 month period)	559	729	76.7%	53.0%	54.1%
% of all assessments that were assess and refuse (rolling 12 month period)	83	729	11.4%	11.7%	12.4%
% of all assessments that were assess and review (rolling 12 month period)	87	729	11.9%	35.3%	33.5%
% of terminated courses where treatment was abandoned or discontinued (rolling 12 month period)	47	569	8.3%	8.5%	7.2%
% of completed treatments indicating that PAR score was taken (year to date)	127	242	52.5%	58.7%	58.9%
Rate of removable appliances per 100 fixed appliances - proposed treatment (rolling 12 month period)	48	1,088	4.41	6.99	5.66
Rate of removable appliances per 100 fixed appliances - completed treatment (rolling 12 month period)	30	651	4.61	6.41	4.88
% of courses of treatment with removable appliances only - proposed treatment (rolling 12 month period)	8	559	1.4%	2.5%	2.1%
% of courses of treatment with removable appliances only - completed treatment (rolling 12 month period)	5	522	1.0%	1.8%	1.5%
% of patients satisfied with the treatment they have received (rolling 12 month period)	7	7	100.0%	95.6%	95.7%

\* Figures in italics indicate that the base number is less than 100.

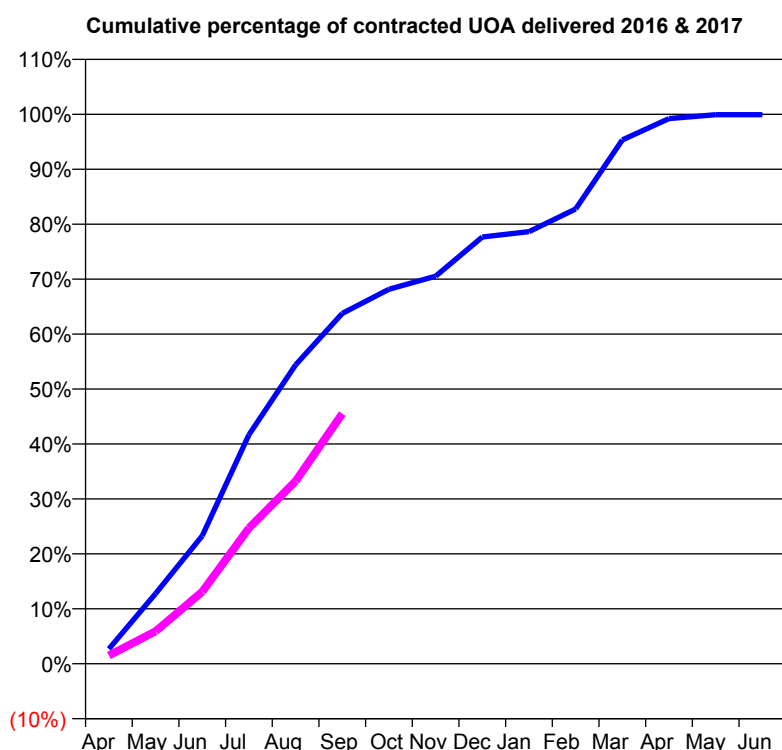
**Q57 - Vital Signs Orthodontic At a Glance Contract Report for 186872/0007 - September 2016**

Name or company name	ORTHOWORLD 2000 LTD
Contract type name	PDS Contract
Purpose of contract	Orthodontic
Contract start date	01/04/2006
Contract end date	31/03/2018

16/17 Contracted general activity (UDA)	0
Carry forward general activity (UDA)	0
16/17 Contracted orthodontic activity (UOA)	8,700
Carry forward orthodontic activity (UOA)	6
Baseline contract value	£559,255.95

**ACCESS**

	Contract	England and Wales
24 month ratio of assessments to patient IDs	1.04	1.10

**ACTIVITY**


Month	Adjusted Scheduled Activity (UOA)	
	2016	2017
April	235	133
May	1,111	514
June	2,026	1,141
July	3,625	2,148
August	4,732	2,891
September	5,548	3,960
October	5,929	
November	6,137	
December	6,756	
January	6,842	
February	7,200	
March	8,294	
April	8,631	
May	8,694	
June	8,694	

**QUALITY**

	Contract Quantity	Contract Base Number	Contract *	Region	England
% of all assessments that were assess and fit appliances (rolling 12 month period)	327	727	45.0%	53.0%	54.1%
% of all assessments that were assess and refuse (rolling 12 month period)	213	727	29.3%	11.7%	12.4%
% of all assessments that were assess and review (rolling 12 month period)	187	727	25.7%	35.3%	33.5%
% of terminated courses where treatment was abandoned or discontinued (rolling 12 month period)	26	398	6.5%	8.5%	7.2%
% of completed treatments indicating that PAR score was taken (year to date)	52	180	28.9%	58.7%	58.9%
Rate of removable appliances per 100 fixed appliances - proposed treatment (rolling 12 month period)	9	645	1.40	6.99	5.66
Rate of removable appliances per 100 fixed appliances - completed treatment (rolling 12 month period)	8	707	1.13	6.41	4.88
% of courses of treatment with removable appliances only - proposed treatment (rolling 12 month period)	3	327	0.9%	2.5%	2.1%
% of courses of treatment with removable appliances only - completed treatment (rolling 12 month period)	3	372	0.8%	1.8%	1.5%
% of patients satisfied with the treatment they have received (rolling 12 month period)	6	6	100.0%	95.6%	95.7%

\* Figures in italics indicate that the base number is less than 100.

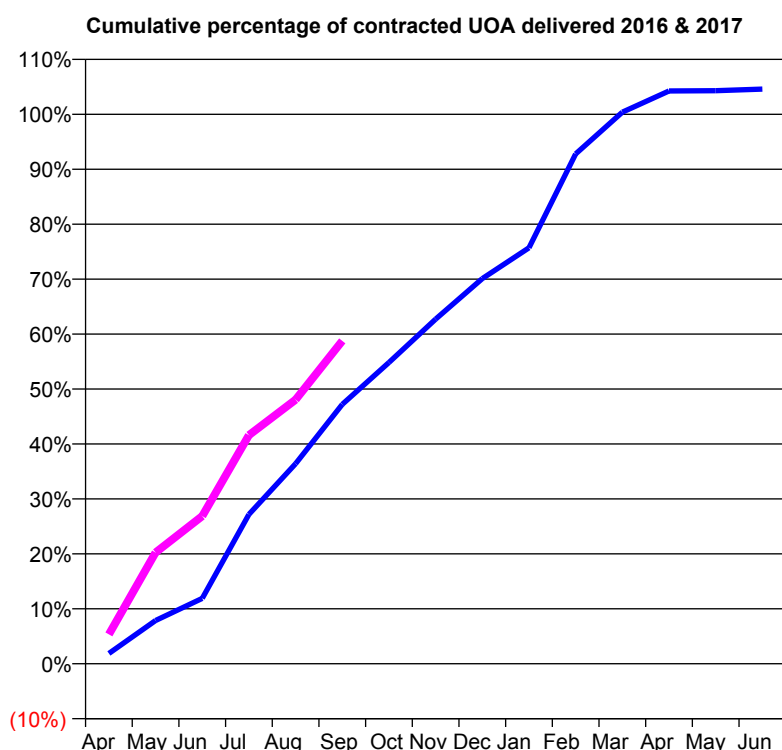
**Q57 - Vital Signs Orthodontic At a Glance Contract Report for 186872/0014 - September 2016**

Name or company name	ORTHOWORLD 2000 LTD
Contract type name	PDS Contract
Purpose of contract	Orthodontic
Contract start date	01/04/2006
Contract end date	31/03/2017

16/17 Contracted general activity (UDA)	0
Carry forward general activity (UDA)	0
16/17 Contracted orthodontic activity (UOA)	8,039
Carry forward orthodontic activity (UOA)	10
Baseline contract value	£516,774.72

**ACCESS**

	Contract	England and Wales
24 month ratio of assessments to patient IDs	1.01	1.10

**ACTIVITY**


Month	Adjusted Scheduled Activity (UOA)	
	2016	2017
April	185	431
May	779	1,628
June	1,176	2,161
July	2,686	3,344
August	3,599	3,863
September	4,665	4,723
October	5,418	-
November	6,198	-
December	6,927	-
January	7,480	-
February	9,169	-
March	9,920	-
April	10,302	-
May	10,305	-
June	10,335	-

**QUALITY**

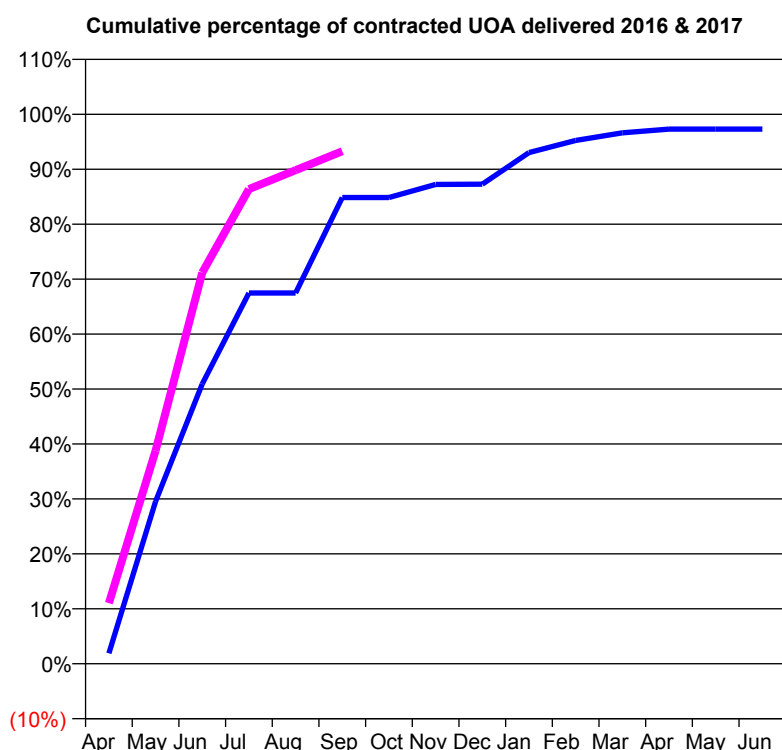
	Contract Quantity	Contract Base Number	Contract *	Region	England
% of all assessments that were assess and fit appliances (rolling 12 month period)	496	700	70.9%	53.0%	54.1%
% of all assessments that were assess and refuse (rolling 12 month period)	157	700	22.4%	11.7%	12.4%
% of all assessments that were assess and review (rolling 12 month period)	47	700	6.7%	35.3%	33.5%
% of terminated courses where treatment was abandoned or discontinued (rolling 12 month period)	8	91	8.8%	8.5%	7.2%
% of completed treatments indicating that PAR score was taken (year to date)	0	0	N/A	58.7%	58.9%
Rate of removable appliances per 100 fixed appliances - proposed treatment (rolling 12 month period)	375	950	39.47	6.99	5.66
Rate of removable appliances per 100 fixed appliances - completed treatment (rolling 12 month period)	20	161	12.42	6.41	4.88
% of courses of treatment with removable appliances only - proposed treatment (rolling 12 month period)	17	496	3.4%	2.5%	2.1%
% of courses of treatment with removable appliances only - completed treatment (rolling 12 month period)	0	83	0.0%	1.8%	1.5%
% of patients satisfied with the treatment they have received (rolling 12 month period)	14	14	100.0%	95.6%	95.7%

\* Figures in italics indicate that the base number is less than 100.

**Q57 - Vital Signs Orthodontic At a Glance Contract Report for 188018/0002 - September 2016**

Name or company name	Messrs. Lee & Perera	16/17 Contracted general activity (UDA)	0
Contract type name	GDS Contract	Carry forward general activity (UDA)	0
Purpose of contract	Orthodontic	16/17 Contracted orthodontic activity (UOA)	3,044
Contract start date	01/04/2008	Carry forward orthodontic activity (UOA)	0
Contract end date		Baseline contract value	£192,543.42

ACCESS	Contract	England and Wales
24 month ratio of assessments to patient IDs	1.03	1.10

**ACTIVITY**


Month	Adjusted Scheduled Activity (UOA)	
	2016	2017
April	58	336
May	899	1,180
June	1,550	2,167
July	2,054	2,629
August	2,054	2,734
September	2,583	2,839
October	2,583	-
November	2,655	-
December	2,657	-
January	2,832	-
February	2,899	-
March	2,941	-
April	2,962	-
May	2,962	-
June	2,962	-

**QUALITY**

	Contract Quantity	Contract Base Number	Contract *	Region	England
% of all assessments that were assess and fit appliances (rolling 12 month period)	154	172	89.5%	53.0%	54.1%
% of all assessments that were assess and refuse (rolling 12 month period)	1	172	0.6%	11.7%	12.4%
% of all assessments that were assess and review (rolling 12 month period)	17	172	9.9%	35.3%	33.5%
% of terminated courses where treatment was abandoned or discontinued (rolling 12 month period)	3	135	2.2%	8.5%	7.2%
% of completed treatments indicating that PAR score was taken (year to date)	27	64	42.2%	58.7%	58.9%
Rate of removable appliances per 100 fixed appliances - proposed treatment (rolling 12 month period)	51	213	23.94	6.99	5.66
Rate of removable appliances per 100 fixed appliances - completed treatment (rolling 12 month period)	23	188	12.23	6.41	4.88
% of courses of treatment with removable appliances only - proposed treatment (rolling 12 month period)	11	154	7.1%	2.5%	2.1%
% of courses of treatment with removable appliances only - completed treatment (rolling 12 month period)	4	132	3.0%	1.8%	1.5%
% of patients satisfied with the treatment they have received (rolling 12 month period)	1	1	100.0%	95.6%	95.7%

\* Figures in italics indicate that the base number is less than 100.

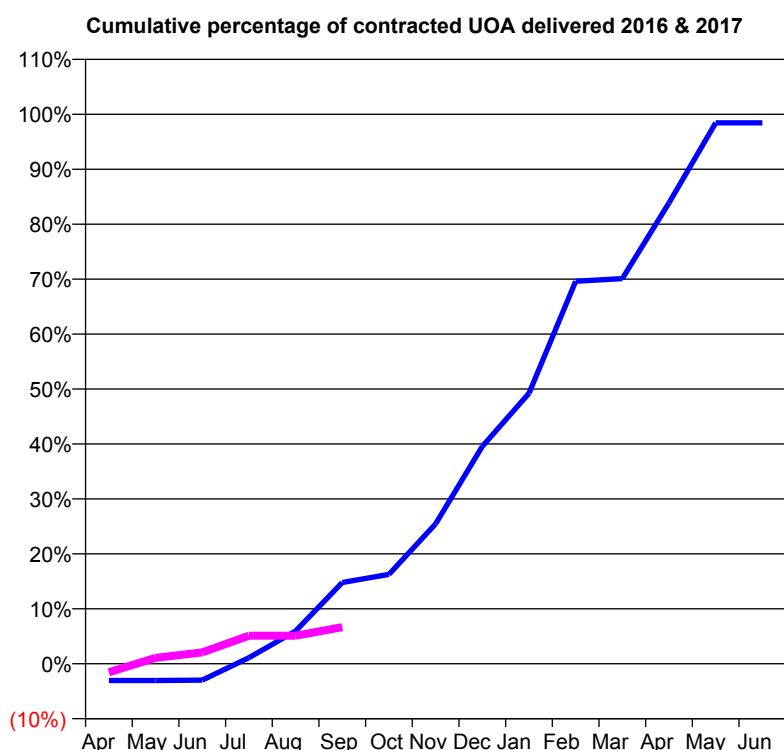
**Q57 - Vital Signs Orthodontic At a Glance Contract Report for 188190/0002 - September 2016**

Name or company name	J & S Essex
Contract type name	GDS Contract
Purpose of contract	Orthodontic
Contract start date	28/11/2008
Contract end date	31/03/2018

16/17 Contracted general activity (UDA)	0
Carry forward general activity (UDA)	0
16/17 Contracted orthodontic activity (UOA)	4,391
Carry forward orthodontic activity (UOA)	69
Baseline contract value	£268,623.23

**ACCESS**

	Contract	England and Wales
24 month ratio of assessments to patient IDs	1.12	1.10

**ACTIVITY**


Month	Adjusted Scheduled Activity (UOA)	
	2016	2017
April	-135	-69
May	-135	47
June	-132	91
July	49	224
August	262	224
September	649	292
October	714	
November	1,118	
December	1,737	
January	2,162	
February	3,057	
March	3,078	
April	3,683	
May	4,322	
June	4,322	

**QUALITY**

	Contract Quantity	Contract Base Number	Contract *	Region	England
% of all assessments that were assess and fit appliances (rolling 12 month period)	188	270	69.6%	53.0%	54.1%
% of all assessments that were assess and refuse (rolling 12 month period)	36	270	13.3%	11.7%	12.4%
% of all assessments that were assess and review (rolling 12 month period)	46	270	17.0%	35.3%	33.5%
% of terminated courses where treatment was abandoned or discontinued (rolling 12 month period)	57	247	23.1%	8.5%	7.2%
% of completed treatments indicating that PAR score was taken (year to date)	74	104	71.2%	58.7%	58.9%
Rate of removable appliances per 100 fixed appliances - proposed treatment (rolling 12 month period)	15	365	4.11	6.99	5.66
Rate of removable appliances per 100 fixed appliances - completed treatment (rolling 12 month period)	6	319	1.88	6.41	4.88
% of courses of treatment with removable appliances only - proposed treatment (rolling 12 month period)	4	188	2.1%	2.5%	2.1%
% of courses of treatment with removable appliances only - completed treatment (rolling 12 month period)	0	190	0.0%	1.8%	1.5%
% of patients satisfied with the treatment they have received (rolling 12 month period)	10	11	90.9%	95.6%	95.7%

\* Figures in italics indicate that the base number is less than 100.

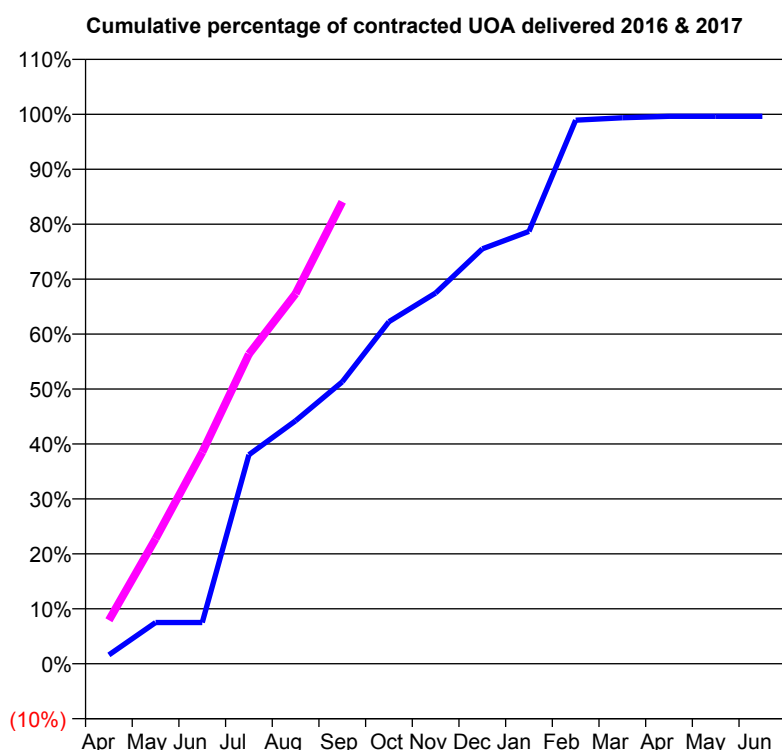


**Q57 - Vital Signs Orthodontic At a Glance Contract Report for 199559/0003 - September 2016**

Name or company name	Parmar Dental	16/17 Contracted general activity (UDA)	0
Contract type name	GDS Contract	Carry forward general activity (UDA)	0
Purpose of contract	Orthodontic	16/17 Contracted orthodontic activity (UOA)	2,159
Contract start date	24/08/2011	Carry forward orthodontic activity (UOA)	0
Contract end date		Baseline contract value	£132,080.62

**ACCESS**

	Contract	England and Wales
24 month ratio of assessments to patient IDs	1.01	1.10

**ACTIVITY**


Month	Adjusted Scheduled Activity (UOA)	
	2016	2017
April	35	171
May	162	491
June	162	831
July	821	1,217
August	955	1,454
September	1,108	1,815
October	1,344	
November	1,457	
December	1,630	
January	1,699	
February	2,136	
March	2,145	
April	2,151	
May	2,151	
June	2,151	

**QUALITY**

	Contract Quantity	Contract Base Number	Contract *	Region	England
% of all assessments that were assess and fit appliances (rolling 12 month period)	132	219	60.3%	53.0%	54.1%
% of all assessments that were assess and refuse (rolling 12 month period)	44	219	20.1%	11.7%	12.4%
% of all assessments that were assess and review (rolling 12 month period)	43	219	19.6%	35.3%	33.5%
% of terminated courses where treatment was abandoned or discontinued (rolling 12 month period)	0	84	0.0%	8.5%	7.2%
% of completed treatments indicating that PAR score was taken (year to date)	26	39	66.7%	58.7%	58.9%
Rate of removable appliances per 100 fixed appliances - proposed treatment (rolling 12 month period)	19	179	10.61	6.99	5.66
Rate of removable appliances per 100 fixed appliances - completed treatment (rolling 12 month period)	0	1	0.00	6.41	4.88
% of courses of treatment with removable appliances only - proposed treatment (rolling 12 month period)	10	132	7.6%	2.5%	2.1%
% of courses of treatment with removable appliances only - completed treatment (rolling 12 month period)	0	84	0.0%	1.8%	1.5%
% of patients satisfied with the treatment they have received (rolling 12 month period)	2	2	100.0%	95.6%	95.7%

\* Figures in italics indicate that the base number is less than 100.

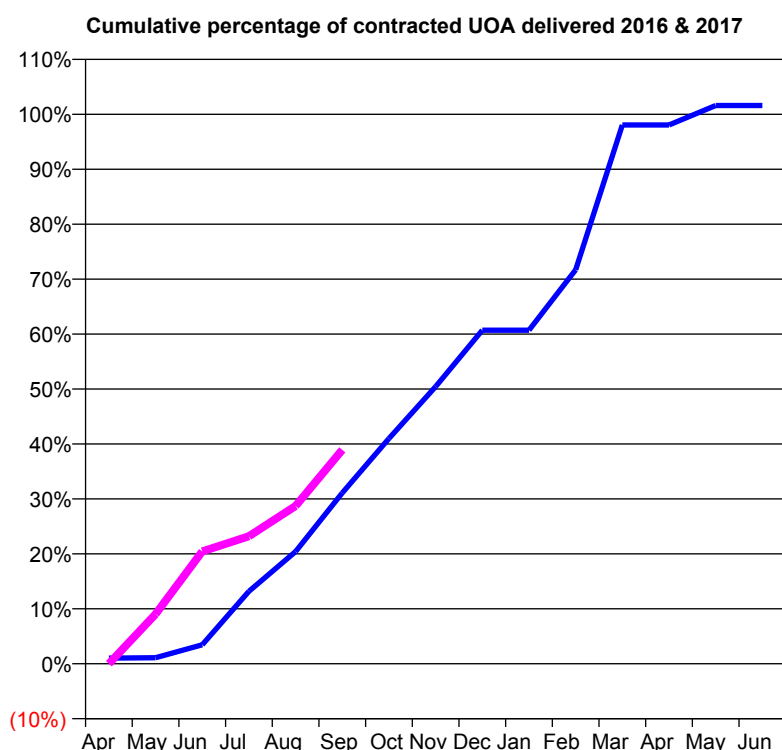
**Q57 - Vital Signs Orthodontic At a Glance Contract Report for 246190/0001 - September 2016**

Name or company name	MR NM SHAH
Contract type name	PDS Contract
Purpose of contract	Orthodontic
Contract start date	01/04/2006
Contract end date	31/03/2018

16/17 Contracted general activity (UDA)	0
Carry forward general activity (UDA)	0
16/17 Contracted orthodontic activity (UOA)	5,340
Carry forward orthodontic activity (UOA)	0
Baseline contract value	£303,850.15

ACCESS	Contract	England and Wales
--------	----------	-------------------

24 month ratio of assessments to patient IDs	1.00	1.10
--	------	------

**ACTIVITY**


Month	Adjusted Scheduled Activity (UOA)	
	2016	2017
April	55	0
May	59	483
June	185	1,092
July	704	1,240
August	1,090	1,534
September	1,661	2,080
October	2,189	
November	2,693	
December	3,241	
January	3,241	
February	3,829	
March	5,236	
April	5,236	
May	5,425	
June	5,425	

QUALITY	Contract Quantity	Contract Base Number	Contract *	Region	England
---------	-------------------	----------------------	------------	--------	---------

% of all assessments that were assess and fit appliances (rolling 12 month period)	278	281	98.9%	53.0%	54.1%
% of all assessments that were assess and refuse (rolling 12 month period)	3	281	1.1%	11.7%	12.4%
% of all assessments that were assess and review (rolling 12 month period)	0	281	0.0%	35.3%	33.5%
% of terminated courses where treatment was abandoned or discontinued (rolling 12 month period)	22	209	10.5%	8.5%	7.2%
% of completed treatments indicating that PAR score was taken (year to date)	54	63	85.7%	58.7%	58.9%
Rate of removable appliances per 100 fixed appliances - proposed treatment (rolling 12 month period)	29	545	5.32	6.99	5.66
Rate of removable appliances per 100 fixed appliances - completed treatment (rolling 12 month period)	2	364	0.55	6.41	4.88
% of courses of treatment with removable appliances only - proposed treatment (rolling 12 month period)	1	278	0.4%	2.5%	2.1%
% of courses of treatment with removable appliances only - completed treatment (rolling 12 month period)	1	187	0.5%	1.8%	1.5%
% of patients satisfied with the treatment they have received (rolling 12 month period)	10	10	100.0%	95.6%	95.7%

\* Figures in italics indicate that the base number is less than 100.

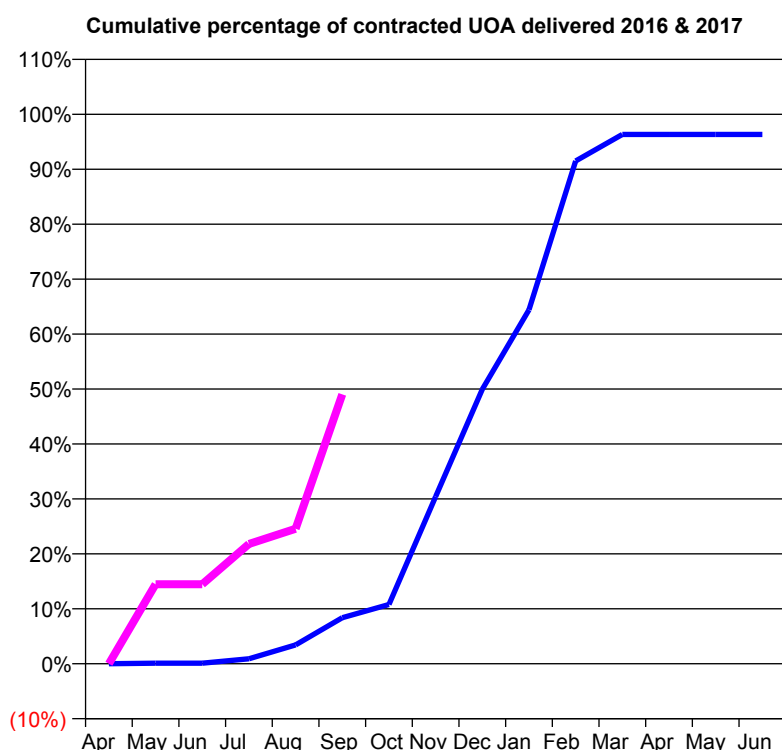
**Q57 - Vital Signs Orthodontic At a Glance Contract Report for 271187/0002 - September 2016**

Name or company name	MS BA SHAH
Contract type name	GDS Contract
Purpose of contract	Orthodontic
Contract start date	01/04/2015
Contract end date	31/03/2018

16/17 Contracted general activity (UDA)	0
Carry forward general activity (UDA)	0
16/17 Contracted orthodontic activity (UOA)	871
Carry forward orthodontic activity (UOA)	0
Baseline contract value	£54,474.51

**ACCESS**

	Contract	England and Wales
24 month ratio of assessments to patient IDs	1.09	1.10

**ACTIVITY**


Month	Adjusted Scheduled Activity (UOA)	
	2016	2017
April	0	0
May	1	126
June	1	126
July	8	190
August	30	214
September	73	427
October	94	
November	265	
December	435	
January	561	
February	797	
March	839	
April	839	
May	839	
June	839	

**QUALITY**

	Contract Quantity	Contract Base Number	Contract *	Region	England
% of all assessments that were assess and fit appliances (rolling 12 month period)	57	70	81.4%	53.0%	54.1%
% of all assessments that were assess and refuse (rolling 12 month period)	4	70	5.7%	11.7%	12.4%
% of all assessments that were assess and review (rolling 12 month period)	9	70	12.9%	35.3%	33.5%
% of terminated courses where treatment was abandoned or discontinued (rolling 12 month period)	0	3	0.0%	8.5%	7.2%
% of completed treatments indicating that PAR score was taken (year to date)	3	3	100.0%	58.7%	58.9%
Rate of removable appliances per 100 fixed appliances - proposed treatment (rolling 12 month period)	0	0	N/A	6.99	5.66
Rate of removable appliances per 100 fixed appliances - completed treatment (rolling 12 month period)	0	6	0.00	6.41	4.88
% of courses of treatment with removable appliances only - proposed treatment (rolling 12 month period)	0	57	0.0%	2.5%	2.1%
% of courses of treatment with removable appliances only - completed treatment (rolling 12 month period)	0	3	0.0%	1.8%	1.5%
% of patients satisfied with the treatment they have received (rolling 12 month period)	2	2	100.0%	95.6%	95.7%

\* Figures in italics indicate that the base number is less than 100.

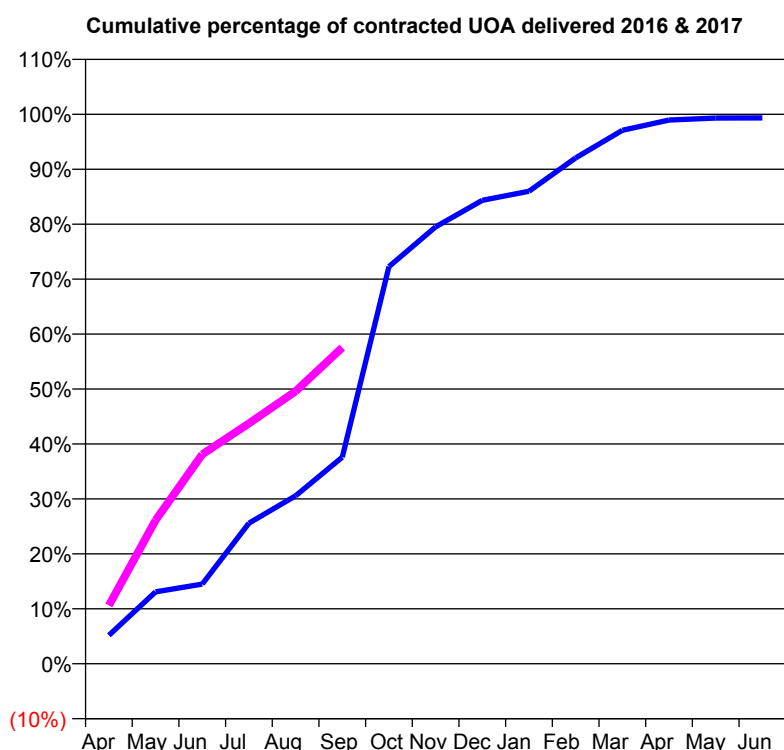
**Q57 - Vital Signs Orthodontic At a Glance Contract Report for 326275/0001 - September 2016**

Name or company name	MR GM DAVIES
Contract type name	PDS Contract
Purpose of contract	Orthodontic
Contract start date	01/04/2006
Contract end date	31/03/2018

16/17 Contracted general activity (UDA)	0
Carry forward general activity (UDA)	0
16/17 Contracted orthodontic activity (UOA)	6,396
Carry forward orthodontic activity (UOA)	43
Baseline contract value	£407,200.81

**ACCESS**

	Contract	England and Wales
24 month ratio of assessments to patient IDs	1.05	1.10

**ACTIVITY**


Month	Adjusted Scheduled Activity (UOA)	
	2016	2017
April	332	679
May	837	1,671
June	928	2,438
July	1,637	2,798
August	1,955	3,171
September	2,405	3,681
October	4,623	-
November	5,086	-
December	5,394	-
January	5,500	-
February	5,888	-
March	6,209	-
April	6,328	-
May	6,352	-
June	6,353	-

**QUALITY**

	Contract Quantity	Contract Base Number	Contract *	Region	England
% of all assessments that were assess and fit appliances (rolling 12 month period)	356	630	56.5%	53.0%	54.1%
% of all assessments that were assess and refuse (rolling 12 month period)	67	630	10.6%	11.7%	12.4%
% of all assessments that were assess and review (rolling 12 month period)	207	630	32.9%	35.3%	33.5%
% of terminated courses where treatment was abandoned or discontinued (rolling 12 month period)	4	296	1.4%	8.5%	7.2%
% of completed treatments indicating that PAR score was taken (year to date)	166	167	99.4%	58.7%	58.9%
Rate of removable appliances per 100 fixed appliances - proposed treatment (rolling 12 month period)	50	709	7.05	6.99	5.66
Rate of removable appliances per 100 fixed appliances - completed treatment (rolling 12 month period)	67	579	11.57	6.41	4.88
% of courses of treatment with removable appliances only - proposed treatment (rolling 12 month period)	1	356	0.3%	2.5%	2.1%
% of courses of treatment with removable appliances only - completed treatment (rolling 12 month period)	1	292	0.3%	1.8%	1.5%
% of patients satisfied with the treatment they have received (rolling 12 month period)	16	16	100.0%	95.6%	95.7%

\* Figures in italics indicate that the base number is less than 100.

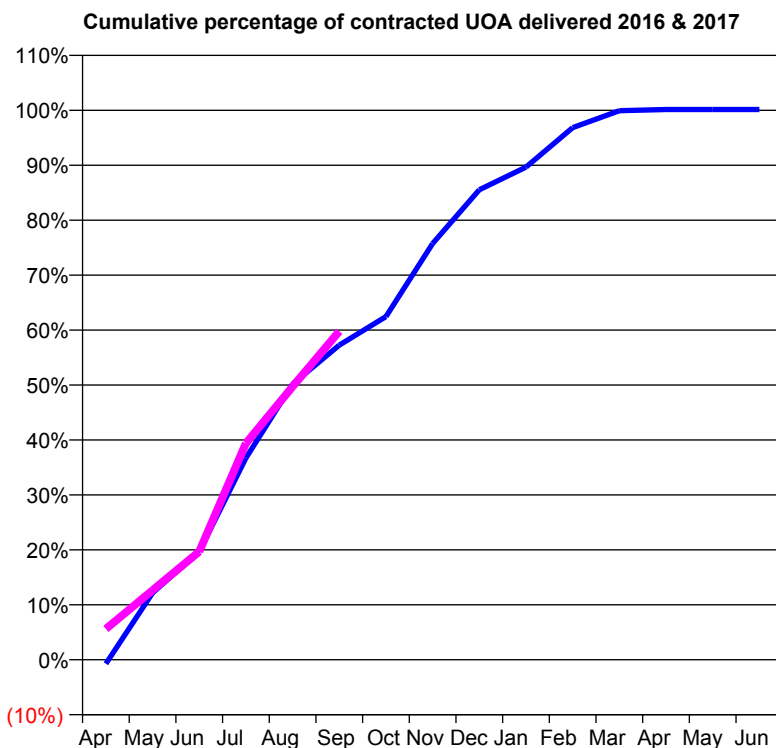
**Q57 - Vital Signs Orthodontic At a Glance Contract Report for 336084/0003 - September 2016**

Name or company name	MR CA VAN DER MERWE
Contract type name	PDS Contract
Purpose of contract	Orthodontic
Contract start date	01/04/2013
Contract end date	31/03/2018

16/17 Contracted general activity (UDA)	0
Carry forward general activity (UDA)	0
16/17 Contracted orthodontic activity (UOA)	2,870
Carry forward orthodontic activity (UOA)	0
Baseline contract value	£172,157.87

**ACCESS**

	Contract	England and Wales
24 month ratio of assessments to patient IDs	1.28	1.10

**ACTIVITY**


Month	Adjusted Scheduled Activity (UOA)	
	2016	2017
April	-21	161
May	349	363
June	565	565
July	1,054	1,131
August	1,440	1,427
September	1,643	1,716
October	1,792	
November	2,174	
December	2,455	
January	2,573	
February	2,779	
March	2,868	
April	2,874	
May	2,874	
June	2,874	

**QUALITY**

	Contract Quantity	Contract Base Number	Contract *	Region	England
% of all assessments that were assess and fit appliances (rolling 12 month period)	131	452	29.0%	53.0%	54.1%
% of all assessments that were assess and refuse (rolling 12 month period)	225	452	49.8%	11.7%	12.4%
% of all assessments that were assess and review (rolling 12 month period)	96	452	21.2%	35.3%	33.5%
% of terminated courses where treatment was abandoned or discontinued (rolling 12 month period)	16	118	13.6%	8.5%	7.2%
% of completed treatments indicating that PAR score was taken (year to date)	54	59	91.5%	58.7%	58.9%
Rate of removable appliances per 100 fixed appliances - proposed treatment (rolling 12 month period)	4	248	1.61	6.99	5.66
Rate of removable appliances per 100 fixed appliances - completed treatment (rolling 12 month period)	2	187	1.07	6.41	4.88
% of courses of treatment with removable appliances only - proposed treatment (rolling 12 month period)	4	131	3.1%	2.5%	2.1%
% of courses of treatment with removable appliances only - completed treatment (rolling 12 month period)	2	102	2.0%	1.8%	1.5%
% of patients satisfied with the treatment they have received (rolling 12 month period)	3	3	100.0%	95.6%	95.7%

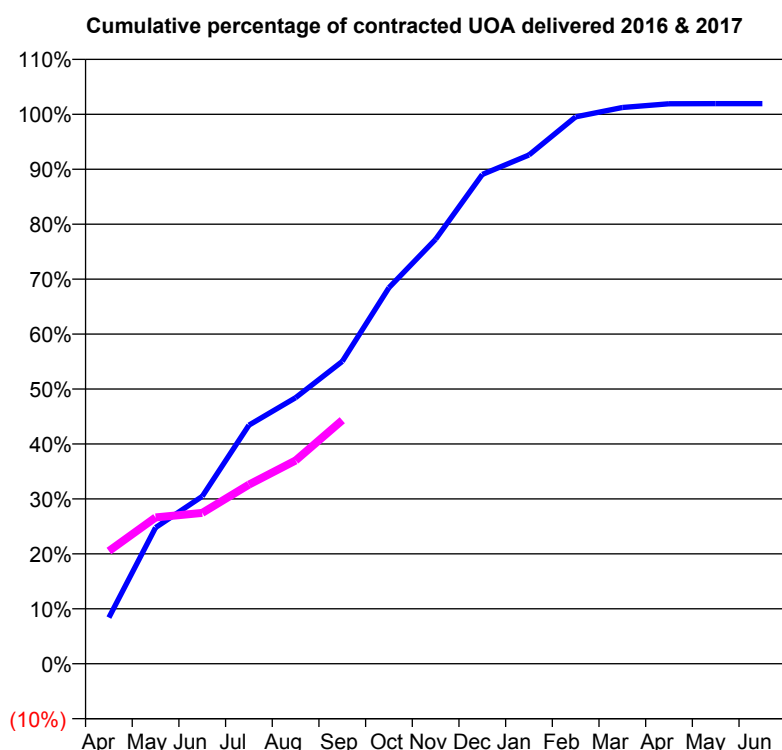
\* Figures in italics indicate that the base number is less than 100.

**Q57 - Vital Signs Orthodontic At a Glance Contract Report for 649694/0002 - September 2016**

Name or company name	MR SB DENNY	16/17 Contracted general activity (UDA)	0
Contract type name	GDS Contract	Carry forward general activity (UDA)	0
Purpose of contract	Orthodontic	16/17 Contracted orthodontic activity (UOA)	3,962
Contract start date	02/11/2006	Carry forward orthodontic activity (UOA)	0
Contract end date		Baseline contract value	£242,373.79

**ACCESS**

	Contract	England and Wales
24 month ratio of assessments to patient IDs	1.13	1.10

**ACTIVITY**


Month	Adjusted Scheduled Activity (UOA)	
	2016	2017
April	333	813
May	982	1,055
June	1,207	1,088
July	1,721	1,292
August	1,919	1,466
September	2,180	1,756
October	2,712	
November	3,061	
December	3,528	
January	3,668	
February	3,943	
March	4,011	
April	4,038	
May	4,039	
June	4,039	

**QUALITY**

	Contract Quantity	Contract Base Number	Contract *	Region	England
% of all assessments that were assess and fit appliances (rolling 12 month period)	167	377	44.3%	53.0%	54.1%
% of all assessments that were assess and refuse (rolling 12 month period)	36	377	9.5%	11.7%	12.4%
% of all assessments that were assess and review (rolling 12 month period)	174	377	46.2%	35.3%	33.5%
% of terminated courses where treatment was abandoned or discontinued (rolling 12 month period)	4	53	7.5%	8.5%	7.2%
% of completed treatments indicating that PAR score was taken (year to date)	2	15	13.3%	58.7%	58.9%
Rate of removable appliances per 100 fixed appliances - proposed treatment (rolling 12 month period)	0	56	0.00	6.99	5.66
Rate of removable appliances per 100 fixed appliances - completed treatment (rolling 12 month period)	0	0	N/A	6.41	4.88
% of courses of treatment with removable appliances only - proposed treatment (rolling 12 month period)	0	167	0.0%	2.5%	2.1%
% of courses of treatment with removable appliances only - completed treatment (rolling 12 month period)	0	49	0.0%	1.8%	1.5%
% of patients satisfied with the treatment they have received (rolling 12 month period)	5	5	100.0%	95.6%	95.7%

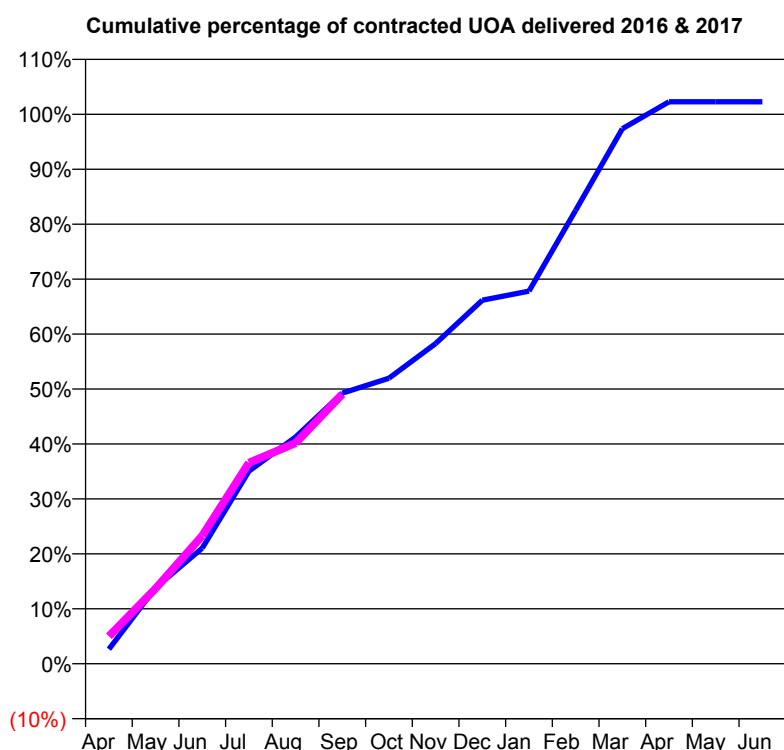
\* Figures in italics indicate that the base number is less than 100.

**Q57 - Vital Signs Orthodontic At a Glance Contract Report for 651184/0001 - September 2016**

Name or company name	MR SJ JACKSON
Contract type name	PDS Contract
Purpose of contract	Orthodontic
Contract start date	01/04/2006
Contract end date	31/03/2018

16/17 Contracted general activity (UDA)	0
Carry forward general activity (UDA)	0
16/17 Contracted orthodontic activity (UOA)	6,480
Carry forward orthodontic activity (UOA)	0
Baseline contract value	£415,233.40

ACCESS	Contract	England and Wales
24 month ratio of assessments to patient IDs	1.10	1.10

**ACTIVITY**


Month	Adjusted Scheduled Activity (UOA)	
	2016	2017
April	172	325
May	897	888
June	1,364	1,511
July	2,272	2,371
August	2,674	2,603
September	3,191	3,179
October	3,367	
November	3,777	
December	4,287	
January	4,394	
February	5,348	
March	6,309	
April	6,627	
May	6,627	
June	6,627	

QUALITY	Contract Quantity	Contract Base Number	Contract *	Region	England
% of all assessments that were assess and fit appliances (rolling 12 month period)	356	539	66.0%	53.0%	54.1%
% of all assessments that were assess and refuse (rolling 12 month period)	115	539	21.3%	11.7%	12.4%
% of all assessments that were assess and review (rolling 12 month period)	68	539	12.6%	35.3%	33.5%
% of terminated courses where treatment was abandoned or discontinued (rolling 12 month period)	7	338	2.1%	8.5%	7.2%
% of completed treatments indicating that PAR score was taken (year to date)	150	150	100.0%	58.7%	58.9%
Rate of removable appliances per 100 fixed appliances - proposed treatment (rolling 12 month period)	7	702	1.00	6.99	5.66
Rate of removable appliances per 100 fixed appliances - completed treatment (rolling 12 month period)	6	646	0.93	6.41	4.88
% of courses of treatment with removable appliances only - proposed treatment (rolling 12 month period)	3	356	0.8%	2.5%	2.1%
% of courses of treatment with removable appliances only - completed treatment (rolling 12 month period)	2	331	0.6%	1.8%	1.5%
% of patients satisfied with the treatment they have received (rolling 12 month period)	11	11	100.0%	95.6%	95.7%

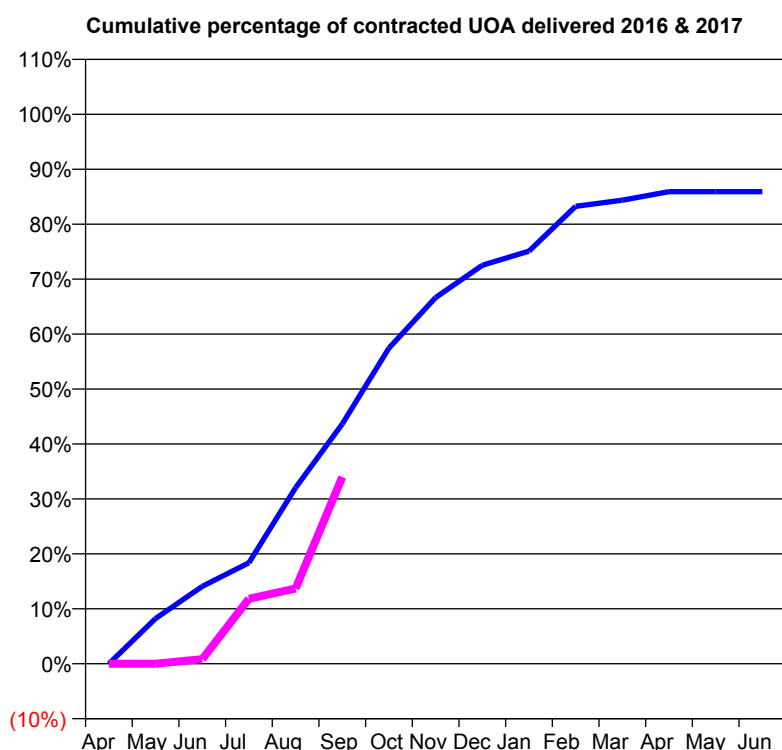
\* Figures in italics indicate that the base number is less than 100.

**Q57 - Vital Signs Orthodontic At a Glance Contract Report for 737968/0001 - September 2016**

Name or company name	MR WH KWOK
Contract type name	PDS Contract
Purpose of contract	Orthodontic
Contract start date	01/04/2006
Contract end date	31/03/2018

16/17 Contracted general activity (UDA)	0
Carry forward general activity (UDA)	0
16/17 Contracted orthodontic activity (UOA)	2,766
Carry forward orthodontic activity (UOA)	0
Baseline contract value	£177,827.80

ACCESS	Contract	England and Wales
24 month ratio of assessments to patient IDs	1.47	1.10

**ACTIVITY**


Month	Adjusted Scheduled Activity (UOA)	
	2016	2017
April	0	0
May	228	0
June	390	23
July	508	327
August	886	379
September	1,207	940
October	1,589	
November	1,843	
December	2,006	
January	2,077	
February	2,303	
March	2,334	
April	2,377	
May	2,377	
June	2,377	

QUALITY	Contract Quantity	Contract Base Number	Contract *	Region	England
% of all assessments that were assess and fit appliances (rolling 12 month period)	107	380	28.2%	53.0%	54.1%
% of all assessments that were assess and refuse (rolling 12 month period)	108	380	28.4%	11.7%	12.4%
% of all assessments that were assess and review (rolling 12 month period)	165	380	43.4%	35.3%	33.5%
% of terminated courses where treatment was abandoned or discontinued (rolling 12 month period)	8	78	10.3%	8.5%	7.2%
% of completed treatments indicating that PAR score was taken (year to date)	20	22	90.9%	58.7%	58.9%
Rate of removable appliances per 100 fixed appliances - proposed treatment (rolling 12 month period)	0	0	N/A	6.99	5.66
Rate of removable appliances per 100 fixed appliances - completed treatment (rolling 12 month period)	0	0	N/A	6.41	4.88
% of courses of treatment with removable appliances only - proposed treatment (rolling 12 month period)	0	107	0.0%	2.5%	2.1%
% of courses of treatment with removable appliances only - completed treatment (rolling 12 month period)	0	70	0.0%	1.8%	1.5%
% of patients satisfied with the treatment they have received (rolling 12 month period)	3	3	100.0%	95.6%	95.7%

\* Figures in italics indicate that the base number is less than 100.



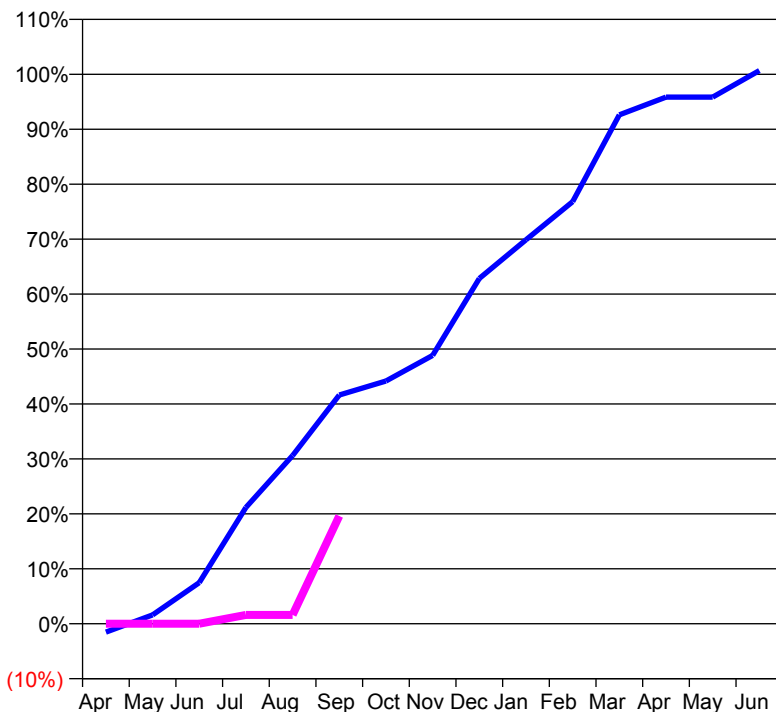
**Q57 - Vital Signs Orthodontic At a Glance Contract Report for 739553/0001 - September 2016**

Name or company name	MISS BA HO
Contract type name	PDS Contract
Purpose of contract	General and Orthodontic
Contract start date	01/04/2006
Contract end date	31/03/2018

16/17 Contracted general activity (UDA)	0
Carry forward general activity (UDA)	0
16/17 Contracted orthodontic activity (UOA)	2,616
Carry forward orthodontic activity (UOA)	0
Baseline contract value	£168,220.47

**ACCESS**

	Contract	England and Wales
24 month ratio of assessments to patient IDs	1.53	1.10

**ACTIVITY**
**Cumulative percentage of contracted UOA delivered 2016 & 2017**

**Adjusted Scheduled Activity (UOA)**

Month	2016	2017
April	-40	0
May	42	0
June	196	0
July	554	42
August	801	42
September	1,089	513
October	1,156	
November	1,278	
December	1,644	
January	1,828	
February	2,010	
March	2,423	
April	2,507	
May	2,507	
June	2,633	

**QUALITY**

	Contract Quantity	Contract Base Number	Contract *	Region	England
% of all assessments that were assess and fit appliances (rolling 12 month period)	96	250	38.4%	53.0%	54.1%
% of all assessments that were assess and refuse (rolling 12 month period)	63	250	25.2%	11.7%	12.4%
% of all assessments that were assess and review (rolling 12 month period)	91	250	36.4%	35.3%	33.5%
% of terminated courses where treatment was abandoned or discontinued (rolling 12 month period)	0	63	0.0%	8.5%	7.2%
% of completed treatments indicating that PAR score was taken (year to date)	8	11	72.7%	58.7%	58.9%
Rate of removable appliances per 100 fixed appliances - proposed treatment (rolling 12 month period)	0	0	N/A	6.99	5.66
Rate of removable appliances per 100 fixed appliances - completed treatment (rolling 12 month period)	0	0	N/A	6.41	4.88
% of courses of treatment with removable appliances only - proposed treatment (rolling 12 month period)	0	96	0.0%	2.5%	2.1%
% of courses of treatment with removable appliances only - completed treatment (rolling 12 month period)	0	63	0.0%	1.8%	1.5%
% of patients satisfied with the treatment they have received (rolling 12 month period)	3	3	100.0%	95.6%	95.7%

\* Figures in italics indicate that the base number is less than 100.

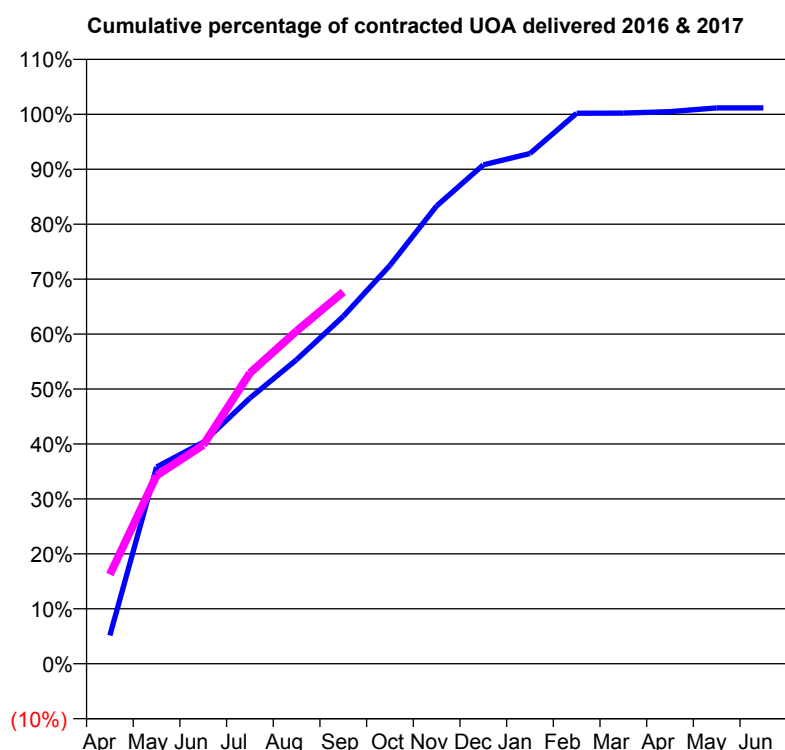
**Q57 - Vital Signs Orthodontic At a Glance Contract Report for 825948/0008 - September 2016**

Name or company name	MR JK KOTECHEA
Contract type name	PDS Contract
Purpose of contract	Orthodontic
Contract start date	01/04/2013
Contract end date	31/03/2018

16/17 Contracted general activity (UDA)	0
Carry forward general activity (UDA)	0
16/17 Contracted orthodontic activity (UOA)	6,239
Carry forward orthodontic activity (UOA)	0
Baseline contract value	£377,246.82

**ACCESS**

	Contract	England and Wales
24 month ratio of assessments to patient IDs	1.05	1.10

**ACTIVITY**


Month	Adjusted Scheduled Activity (UOA)	
	2016	2017
April	322	1,014
May	2,234	2,137
June	2,516	2,484
July	3,017	3,301
August	3,453	3,778
September	3,945	4,222
October	4,523	
November	5,199	
December	5,665	
January	5,794	
February	6,250	
March	6,252	
April	6,269	
May	6,311	
June	6,311	

**QUALITY**

	Contract Quantity	Contract Base Number	Contract *	Region	England
% of all assessments that were assess and fit appliances (rolling 12 month period)	314	438	71.7%	53.0%	54.1%
% of all assessments that were assess and refuse (rolling 12 month period)	62	438	14.2%	11.7%	12.4%
% of all assessments that were assess and review (rolling 12 month period)	62	438	14.2%	35.3%	33.5%
% of terminated courses where treatment was abandoned or discontinued (rolling 12 month period)	47	416	11.3%	8.5%	7.2%
% of completed treatments indicating that PAR score was taken (year to date)	92	187	49.2%	58.7%	58.9%
Rate of removable appliances per 100 fixed appliances - proposed treatment (rolling 12 month period)	10	486	2.06	6.99	5.66
Rate of removable appliances per 100 fixed appliances - completed treatment (rolling 12 month period)	42	596	7.05	6.41	4.88
% of courses of treatment with removable appliances only - proposed treatment (rolling 12 month period)	8	314	2.5%	2.5%	2.1%
% of courses of treatment with removable appliances only - completed treatment (rolling 12 month period)	15	369	4.1%	1.8%	1.5%
% of patients satisfied with the treatment they have received (rolling 12 month period)	3	3	100.0%	95.6%	95.7%

\* Figures in italics indicate that the base number is less than 100.

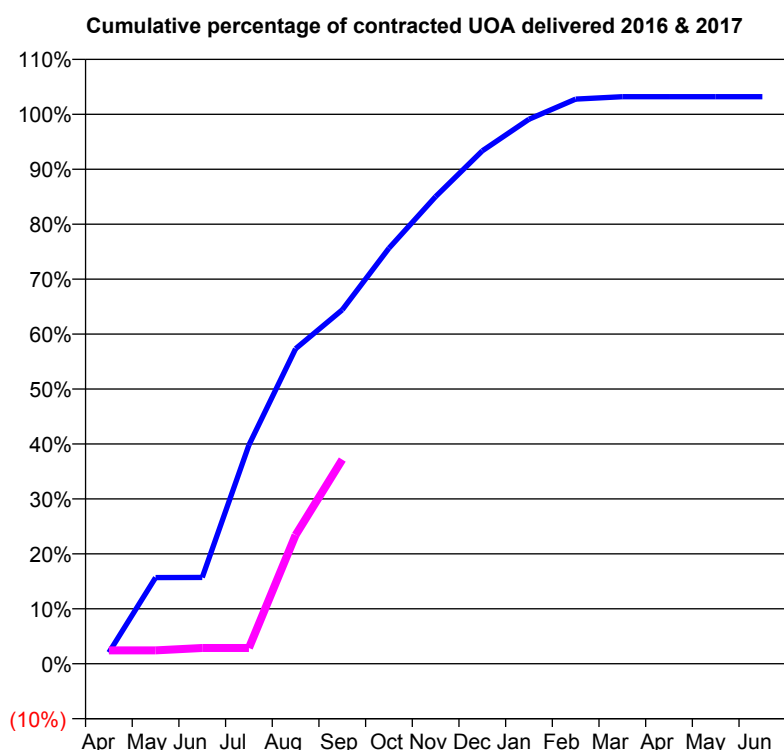
**Q57 - Vital Signs Orthodontic At a Glance Contract Report for 890944/0003 - September 2016**

Name or company name	MR AF CLOUGH
Contract type name	PDS Contract
Purpose of contract	Orthodontic
Contract start date	01/10/2006
Contract end date	31/03/2018

16/17 Contracted general activity (UDA)	0
Carry forward general activity (UDA)	0
16/17 Contracted orthodontic activity (UOA)	4,875
Carry forward orthodontic activity (UOA)	-98
Baseline contract value	£311,046.51

**ACCESS**

	Contract	England and Wales
24 month ratio of assessments to patient IDs	1.04	1.10

**ACTIVITY**


Month	Adjusted Scheduled Activity (UOA)	
	2016	2017
April	100	119
May	765	119
June	766	140
July	1,941	140
August	2,795	1,142
September	3,140	1,812
October	3,687	
November	4,145	
December	4,551	
January	4,831	
February	5,010	
March	5,031	
April	5,031	
May	5,031	
June	5,031	

**QUALITY**

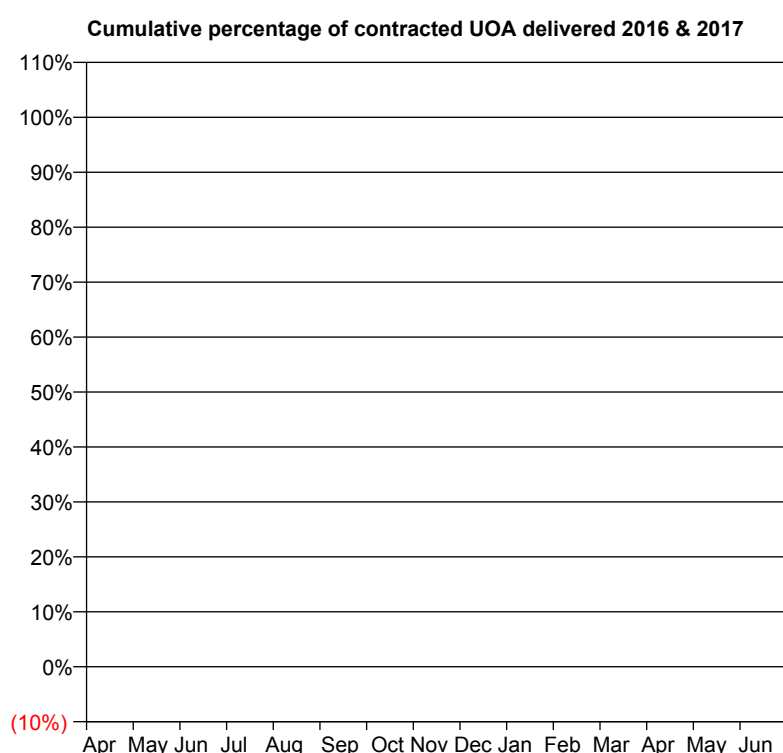
	Contract Quantity	Contract Base Number	Contract *	Region	England
% of all assessments that were assess and fit appliances (rolling 12 month period)	167	298	56.0%	53.0%	54.1%
% of all assessments that were assess and refuse (rolling 12 month period)	88	298	29.5%	11.7%	12.4%
% of all assessments that were assess and review (rolling 12 month period)	43	298	14.4%	35.3%	33.5%
% of terminated courses where treatment was abandoned or discontinued (rolling 12 month period)	6	107	5.6%	8.5%	7.2%
% of completed treatments indicating that PAR score was taken (year to date)	37	44	84.1%	58.7%	58.9%
Rate of removable appliances per 100 fixed appliances - proposed treatment (rolling 12 month period)	5	171	2.92	6.99	5.66
Rate of removable appliances per 100 fixed appliances - completed treatment (rolling 12 month period)	0	2	0.00	6.41	4.88
% of courses of treatment with removable appliances only - proposed treatment (rolling 12 month period)	2	167	1.2%	2.5%	2.1%
% of courses of treatment with removable appliances only - completed treatment (rolling 12 month period)	0	101	0.0%	1.8%	1.5%
% of patients satisfied with the treatment they have received (rolling 12 month period)	4	4	100.0%	95.6%	95.7%

\* Figures in italics indicate that the base number is less than 100.

**Q57 - Vital Signs Orthodontic At a Glance Contract Report for 913324/0001 - September 2016**

Name or company name	MR CR BENTLEY	16/17 Contracted general activity (UDA)	6,366
Contract type name	GDS Contract	Carry forward general activity (UDA)	-127
Purpose of contract	General	16/17 Contracted orthodontic activity (UOA)	0
Contract start date	01/04/2006	Carry forward orthodontic activity (UOA)	0
Contract end date		Baseline contract value	£158,994.48

ACCESS	Contract	England and Wales
24 month ratio of assessments to patient IDs	1.21	1.10

**ACTIVITY**


Month	2016	2017
April	865	743
May	1,524	1,053
June	1,771	1,320
July	2,025	1,689
August	2,308	1,862
September	2,528	2,078
October	2,651	
November	2,674	
December	2,719	
January	2,720	
February	2,720	
March	2,720	
April	2,720	
May	2,720	
June	2,720	

**QUALITY**

	Contract Quantity	Contract Base Number	Contract *	Region	England
% of all assessments that were assess and fit appliances (rolling 12 month period)	101	249	40.6%	53.0%	54.1%
% of all assessments that were assess and refuse (rolling 12 month period)	40	249	16.1%	11.7%	12.4%
% of all assessments that were assess and review (rolling 12 month period)	108	249	43.4%	35.3%	33.5%
% of terminated courses where treatment was abandoned or discontinued (rolling 12 month period)	14	152	9.2%	8.5%	7.2%
% of completed treatments indicating that PAR score was taken (year to date)	0	77	0.0%	58.7%	58.9%
Rate of removable appliances per 100 fixed appliances - proposed treatment (rolling 12 month period)	5	84	5.95	6.99	5.66
Rate of removable appliances per 100 fixed appliances - completed treatment (rolling 12 month period)	0	0	N/A	6.41	4.88
% of courses of treatment with removable appliances only - proposed treatment (rolling 12 month period)	5	101	5.0%	2.5%	2.1%
% of courses of treatment with removable appliances only - completed treatment (rolling 12 month period)	0	138	0.0%	1.8%	1.5%
% of patients satisfied with the treatment they have received (rolling 12 month period)	4	4	100.0%	95.6%	95.7%

\* Figures in italics indicate that the base number is less than 100.

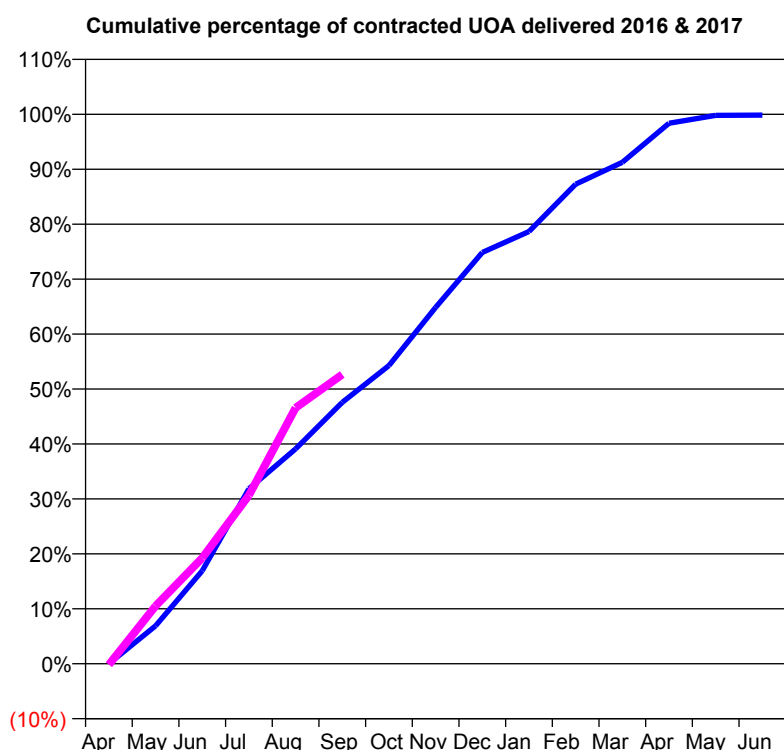
**Q57 - Vital Signs Orthodontic At a Glance Contract Report for 913839/0001 - September 2016**

Name or company name	MR PM PRABHAKAR RAO
Contract type name	PDS Contract
Purpose of contract	Orthodontic
Contract start date	01/04/2006
Contract end date	31/03/2018

16/17 Contracted general activity (UDA)	0
Carry forward general activity (UDA)	0
16/17 Contracted orthodontic activity (UOA)	7,000
Carry forward orthodontic activity (UOA)	12
Baseline contract value	£449,980.62

**ACCESS**

	Contract	England and Wales
24 month ratio of assessments to patient IDs	1.05	1.10

**ACTIVITY**


Month	Adjusted Scheduled Activity (UOA)	
	2016	2017
April	0	-12
May	484	736
June	1,185	1,348
July	2,229	2,147
August	2,737	3,261
September	3,330	3,685
October	3,800	
November	4,539	
December	5,240	
January	5,506	
February	6,110	
March	6,387	
April	6,886	
May	6,985	
June	6,988	

**QUALITY**

	Contract Quantity	Contract Base Number	Contract *	Region	England
% of all assessments that were assess and fit appliances (rolling 12 month period)	352	643	54.7%	53.0%	54.1%
% of all assessments that were assess and refuse (rolling 12 month period)	116	643	18.0%	11.7%	12.4%
% of all assessments that were assess and review (rolling 12 month period)	175	643	27.2%	35.3%	33.5%
% of terminated courses where treatment was abandoned or discontinued (rolling 12 month period)	44	393	11.2%	8.5%	7.2%
% of completed treatments indicating that PAR score was taken (year to date)	106	168	63.1%	58.7%	58.9%
Rate of removable appliances per 100 fixed appliances - proposed treatment (rolling 12 month period)	107	638	16.77	6.99	5.66
Rate of removable appliances per 100 fixed appliances - completed treatment (rolling 12 month period)	90	585	15.38	6.41	4.88
% of courses of treatment with removable appliances only - proposed treatment (rolling 12 month period)	20	352	5.7%	2.5%	2.1%
% of courses of treatment with removable appliances only - completed treatment (rolling 12 month period)	24	349	6.9%	1.8%	1.5%
% of patients satisfied with the treatment they have received (rolling 12 month period)	10	10	100.0%	95.6%	95.7%

\* Figures in italics indicate that the base number is less than 100.

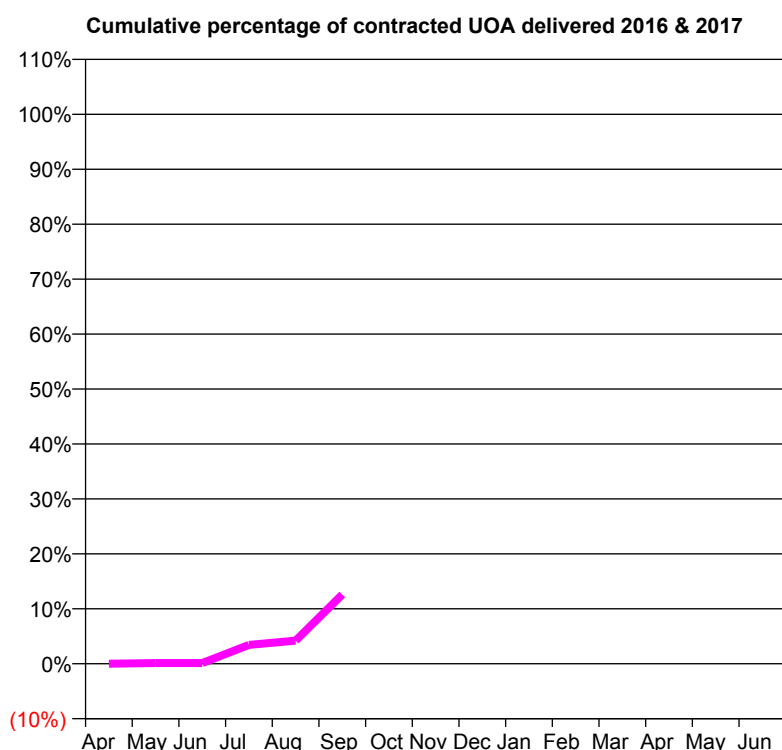
**Q58 - Vital Signs Orthodontic At a Glance Contract Report for 100041/0000 - September 2016**

Name or company name	2:30 Ltd
Contract type name	GDS Contract
Purpose of contract	General and Orthodontic
Contract start date	01/04/2016
Contract end date	

16/17 Contracted general activity (UDA)	31,550
Carry forward general activity (UDA)	0
16/17 Contracted orthodontic activity (UOA)	785
Carry forward orthodontic activity (UOA)	0
Baseline contract value	£932,405.69

**ACCESS**

	Contract	England and Wales
24 month ratio of assessments to patient IDs	1.00	1.10

**ACTIVITY**


Month	Adjusted Scheduled Activity (UOA)	
	2016	2017
April	0	0
May	0	1
June	0	1
July	0	27
August	0	33
September	0	99
October	0	
November	0	
December	0	
January	0	
February	0	
March	0	
April	0	
May	0	
June	0	

**QUALITY**

	Contract Quantity	Contract Base Number	Contract *	Region	England
% of all assessments that were assess and fit appliances (rolling 12 month period)	4	19	21.1%	53.0%	54.1%
% of all assessments that were assess and refuse (rolling 12 month period)	2	19	10.5%	11.7%	12.4%
% of all assessments that were assess and review (rolling 12 month period)	13	19	68.4%	35.3%	33.5%
% of terminated courses where treatment was abandoned or discontinued (rolling 12 month period)	0	0	N/A	8.5%	7.2%
% of completed treatments indicating that PAR score was taken (year to date)	0	0	N/A	58.7%	58.9%
Rate of removable appliances per 100 fixed appliances - proposed treatment (rolling 12 month period)	0	4	0.00	6.99	5.66
Rate of removable appliances per 100 fixed appliances - completed treatment (rolling 12 month period)	0	0	N/A	6.41	4.88
% of courses of treatment with removable appliances only - proposed treatment (rolling 12 month period)	0	4	0.0%	2.5%	2.1%
% of courses of treatment with removable appliances only - completed treatment (rolling 12 month period)	0	0	N/A	1.8%	1.5%
% of patients satisfied with the treatment they have received (rolling 12 month period)	0	0	N/A	95.6%	95.7%

\* Figures in italics indicate that the base number is less than 100.

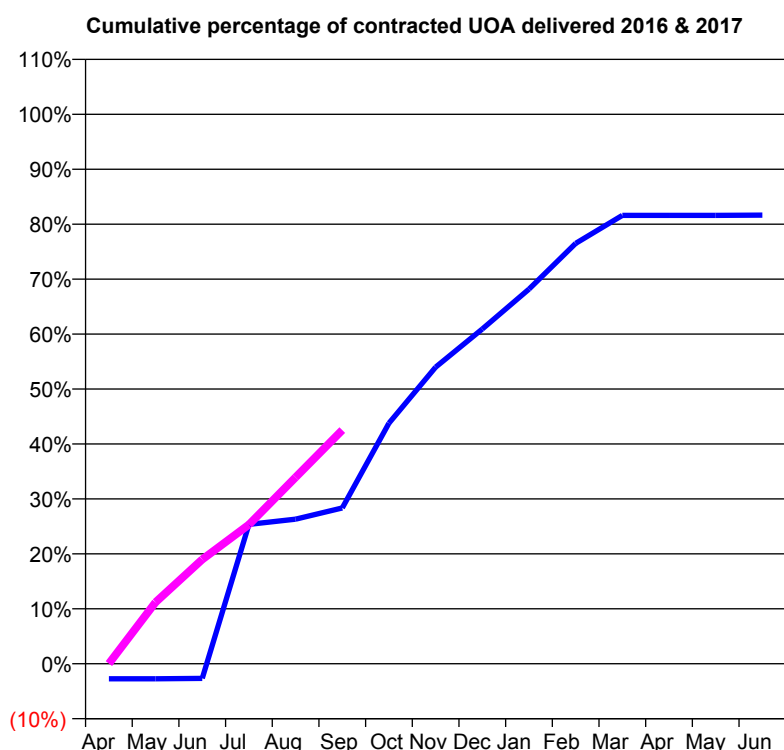
**Q58 - Vital Signs Orthodontic At a Glance Contract Report for 106194/0003 - September 2016**

Name or company name	Weston Favell Dental Surgery
Contract type name	GDS Contract
Purpose of contract	Orthodontic
Contract start date	01/04/2006
Contract end date	

16/17 Contracted general activity (UDA)	0
Carry forward general activity (UDA)	0
16/17 Contracted orthodontic activity (UOA)	2,697
Carry forward orthodontic activity (UOA)	0
Baseline contract value	£174,882.28

**ACCESS**

	Contract	England and Wales
24 month ratio of assessments to patient IDs	1.36	1.10

**ACTIVITY**


Month	Adjusted Scheduled Activity (UOA)	
	2016	2017
April	-74	1
May	-74	302
June	-72	512
July	684	683
August	710	915
September	765	1,147
October	1,181	
November	1,456	
December	1,643	
January	1,839	
February	2,063	
March	2,201	
April	2,201	
May	2,201	
June	2,202	

**QUALITY**

	Contract Quantity	Contract Base Number	Contract *	Region	England
% of all assessments that were assess and fit appliances (rolling 12 month period)	118	327	36.1%	53.0%	54.1%
% of all assessments that were assess and refuse (rolling 12 month period)	32	327	9.8%	11.7%	12.4%
% of all assessments that were assess and review (rolling 12 month period)	177	327	54.1%	35.3%	33.5%
% of terminated courses where treatment was abandoned or discontinued (rolling 12 month period)	1	1	100.0%	8.5%	7.2%
% of completed treatments indicating that PAR score was taken (year to date)	0	0	N/A	58.7%	58.9%
Rate of removable appliances per 100 fixed appliances - proposed treatment (rolling 12 month period)	0	0	N/A	6.99	5.66
Rate of removable appliances per 100 fixed appliances - completed treatment (rolling 12 month period)	0	0	N/A	6.41	4.88
% of courses of treatment with removable appliances only - proposed treatment (rolling 12 month period)	0	118	0.0%	2.5%	2.1%
% of courses of treatment with removable appliances only - completed treatment (rolling 12 month period)	0	0	N/A	1.8%	1.5%
% of patients satisfied with the treatment they have received (rolling 12 month period)	2	2	100.0%	95.6%	95.7%

\* Figures in italics indicate that the base number is less than 100.

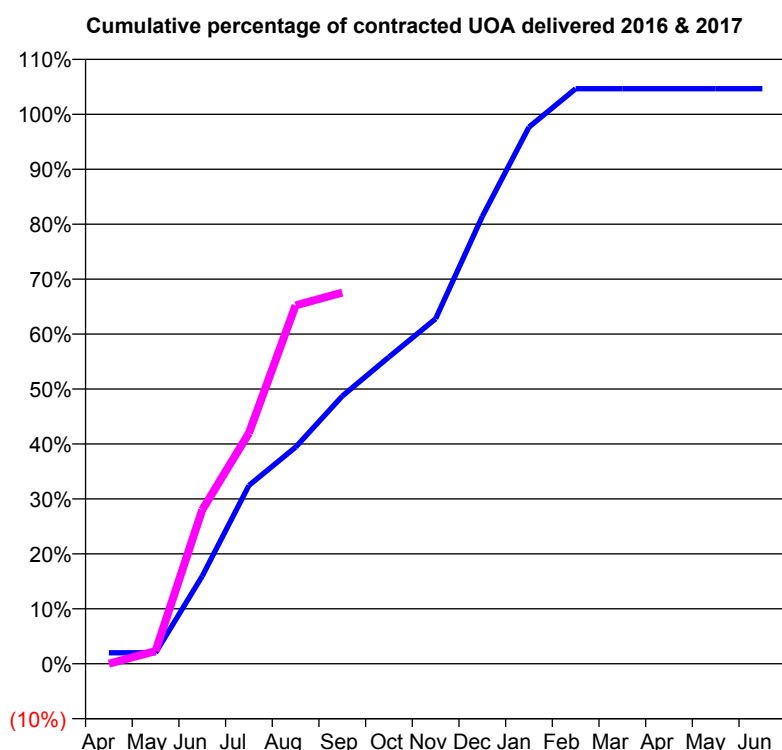
**Q58 - Vital Signs Orthodontic At a Glance Contract Report for 107581/0003 - September 2016**

Name or company name	Mr R Naidoo and Mrs S Naidoo
Contract type name	GDS Contract
Purpose of contract	Orthodontic
Contract start date	01/04/2006
Contract end date	

16/17 Contracted general activity (UDA)	0
Carry forward general activity (UDA)	0
16/17 Contracted orthodontic activity (UOA)	903
Carry forward orthodontic activity (UOA)	0
Baseline contract value	£58,553.07

**ACCESS**

	Contract	England and Wales
24 month ratio of assessments to patient IDs	1.00	1.10

**ACTIVITY**


Month	Adjusted Scheduled Activity (UOA)	
	2016	2017
April	18	0
May	18	21
June	144	253
July	293	379
August	356	589
September	440	610
October	504	
November	567	
December	735	
January	882	
February	945	
March	945	
April	945	
May	945	
June	945	

**QUALITY**

	Contract Quantity	Contract Base Number	Contract *	Region	England
% of all assessments that were assess and fit appliances (rolling 12 month period)	53	55	96.4%	53.0%	54.1%
% of all assessments that were assess and refuse (rolling 12 month period)	1	55	1.8%	11.7%	12.4%
% of all assessments that were assess and review (rolling 12 month period)	1	55	1.8%	35.3%	33.5%
% of terminated courses where treatment was abandoned or discontinued (rolling 12 month period)	4	39	10.3%	8.5%	7.2%
% of completed treatments indicating that PAR score was taken (year to date)	26	27	96.3%	58.7%	58.9%
Rate of removable appliances per 100 fixed appliances - proposed treatment (rolling 12 month period)	1	106	0.94	6.99	5.66
Rate of removable appliances per 100 fixed appliances - completed treatment (rolling 12 month period)	1	2	50.00	6.41	4.88
% of courses of treatment with removable appliances only - proposed treatment (rolling 12 month period)	0	53	0.0%	2.5%	2.1%
% of courses of treatment with removable appliances only - completed treatment (rolling 12 month period)	1	35	2.9%	1.8%	1.5%
% of patients satisfied with the treatment they have received (rolling 12 month period)	1	1	100.0%	95.6%	95.7%

\* Figures in italics indicate that the base number is less than 100.

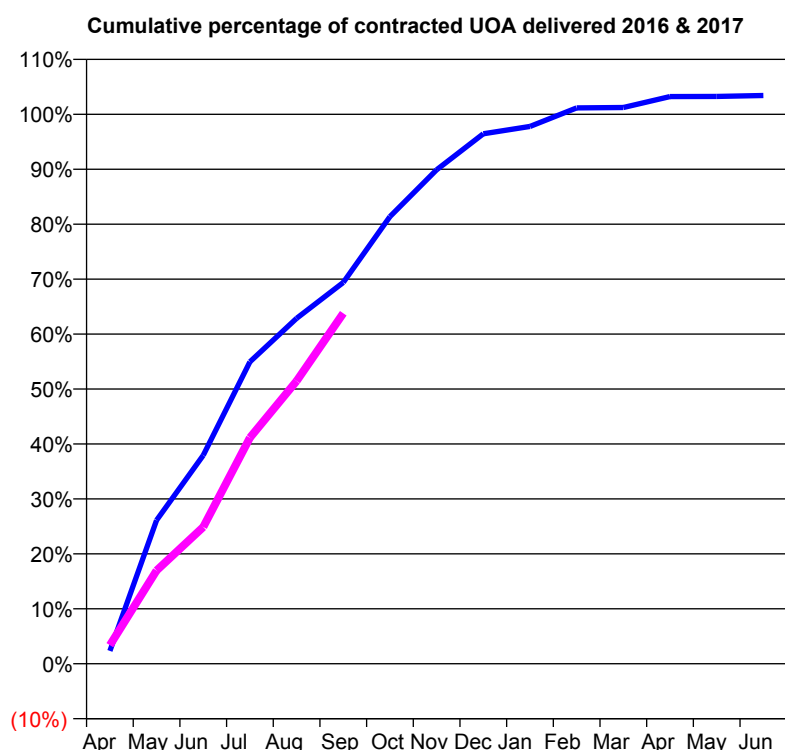


**Q58 - Vital Signs Orthodontic At a Glance Contract Report for 119202/0001 - September 2016**

Name or company name	Orthostyle Limited	16/17 Contracted general activity (UDA)	0
Contract type name	PDS Contract	Carry forward general activity (UDA)	0
Purpose of contract	Orthodontic	16/17 Contracted orthodontic activity (UOA)	13,103
Contract start date	01/04/2007	Carry forward orthodontic activity (UOA)	0
Contract end date	31/03/2017	Baseline contract value	£849,642.18

**ACCESS**

	Contract	England and Wales
24 month ratio of assessments to patient IDs	1.01	1.10

**ACTIVITY**


Month	Adjusted Scheduled Activity (UOA)	
	2016	2017
April	306	444
May	3,423	2,225
June	4,973	3,261
July	7,199	5,390
August	8,237	6,741
September	9,092	8,358
October	10,664	
November	11,779	
December	12,637	
January	12,814	
February	13,255	
March	13,264	
April	13,524	
May	13,528	
June	13,549	

**QUALITY**

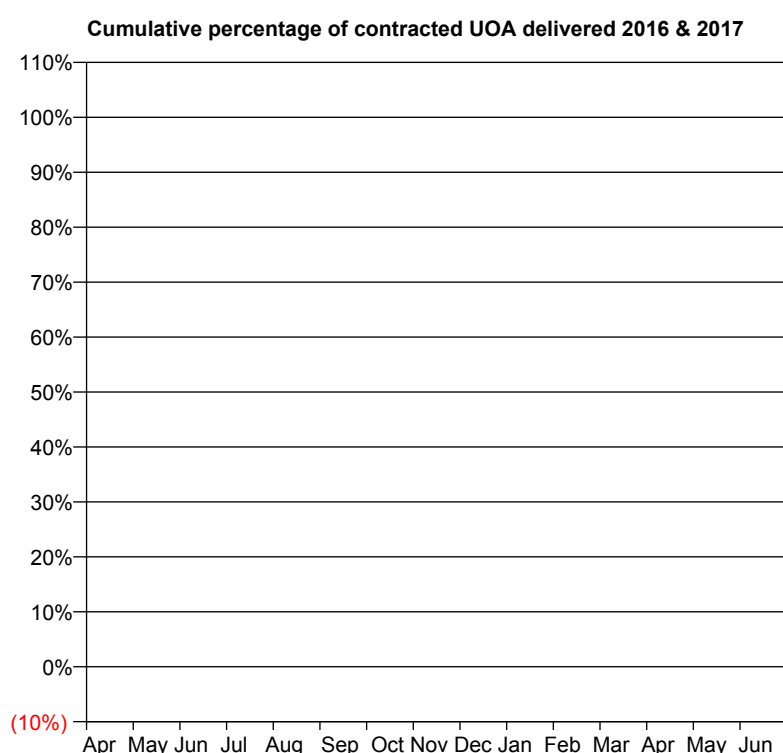
	Contract Quantity	Contract Base Number	Contract *	Region	England
% of all assessments that were assess and fit appliances (rolling 12 month period)	627	778	80.6%	53.0%	54.1%
% of all assessments that were assess and refuse (rolling 12 month period)	51	778	6.6%	11.7%	12.4%
% of all assessments that were assess and review (rolling 12 month period)	100	778	12.9%	35.3%	33.5%
% of terminated courses where treatment was abandoned or discontinued (rolling 12 month period)	30	707	4.2%	8.5%	7.2%
% of completed treatments indicating that PAR score was taken (year to date)	72	378	19.0%	58.7%	58.9%
Rate of removable appliances per 100 fixed appliances - proposed treatment (rolling 12 month period)	91	1,232	7.39	6.99	5.66
Rate of removable appliances per 100 fixed appliances - completed treatment (rolling 12 month period)	59	1,337	4.41	6.41	4.88
% of courses of treatment with removable appliances only - proposed treatment (rolling 12 month period)	9	627	1.4%	2.5%	2.1%
% of courses of treatment with removable appliances only - completed treatment (rolling 12 month period)	5	677	0.7%	1.8%	1.5%
% of patients satisfied with the treatment they have received (rolling 12 month period)	11	16	68.8%	95.6%	95.7%

\* Figures in italics indicate that the base number is less than 100.

**Q58 - Vital Signs Orthodontic At a Glance Contract Report for 122378/0001 - September 2016**

Name or company name	Mr A Pangotra & Dr P Taneja	16/17 Contracted general activity (UDA)	41,404
Contract type name	GDS Contract	Carry forward general activity (UDA)	0
Purpose of contract	General	16/17 Contracted orthodontic activity (UOA)	0
Contract start date	01/04/2014	Carry forward orthodontic activity (UOA)	0
Contract end date		Baseline contract value	£1,116,142.71

ACCESS	Contract	England and Wales
24 month ratio of assessments to patient IDs	1.00	1.10

**ACTIVITY**


Month	Adjusted Scheduled Activity (UOA)	
	2016	2017
April	0	0
May	0	0
June	0	0
July	0	1
August	0	1
September	0	1
October	0	
November	0	
December	0	
January	0	
February	0	
March	0	
April	0	
May	0	
June	0	

QUALITY	Contract Quantity	Contract Base Number	Contract *	Region	England
% of all assessments that were assess and fit appliances (rolling 12 month period)	0	1	0.0%	53.0%	54.1%
% of all assessments that were assess and refuse (rolling 12 month period)	1	1	100.0%	11.7%	12.4%
% of all assessments that were assess and review (rolling 12 month period)	0	1	0.0%	35.3%	33.5%
% of terminated courses where treatment was abandoned or discontinued (rolling 12 month period)	0	0	N/A	8.5%	7.2%
% of completed treatments indicating that PAR score was taken (year to date)	0	0	N/A	58.7%	58.9%
Rate of removable appliances per 100 fixed appliances - proposed treatment (rolling 12 month period)	0	0	N/A	6.99	5.66
Rate of removable appliances per 100 fixed appliances - completed treatment (rolling 12 month period)	0	0	N/A	6.41	4.88
% of courses of treatment with removable appliances only - proposed treatment (rolling 12 month period)	0	0	N/A	2.5%	2.1%
% of courses of treatment with removable appliances only - completed treatment (rolling 12 month period)	0	0	N/A	1.8%	1.5%
% of patients satisfied with the treatment they have received (rolling 12 month period)	0	0	N/A	95.6%	95.7%

\* Figures in italics indicate that the base number is less than 100.

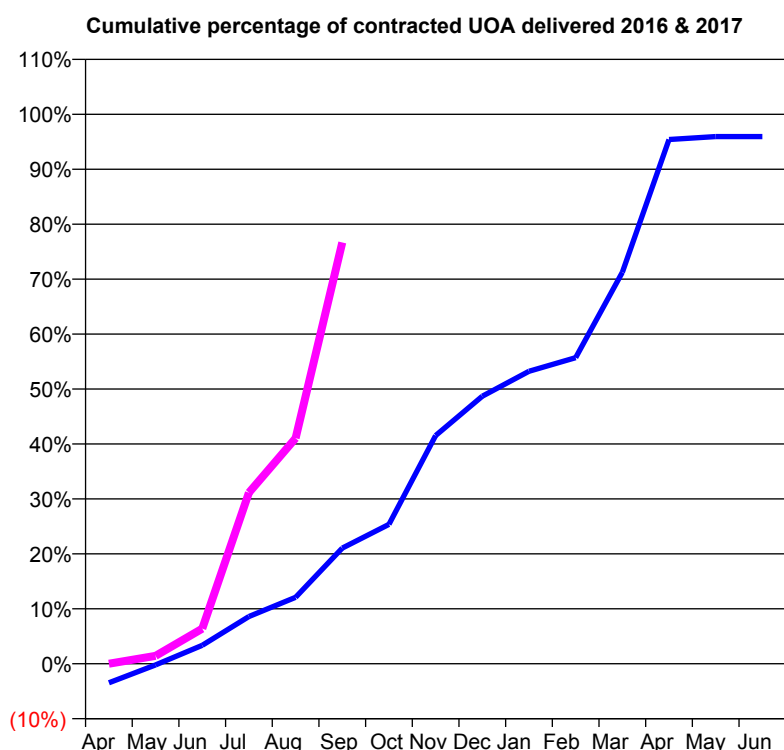
**Q58 - Vital Signs Orthodontic At a Glance Contract Report for 126047/0002 - September 2016**

Name or company name	Conation Partners Ltd
Contract type name	PDS Contract
Purpose of contract	Orthodontic
Contract start date	01/10/2012
Contract end date	31/12/2016

16/17 Contracted general activity (UDA)	0
Carry forward general activity (UDA)	0
16/17 Contracted orthodontic activity (UOA)	2,970
Carry forward orthodontic activity (UOA)	0
Baseline contract value	£171,326.72

**ACCESS**

	Contract	England and Wales
24 month ratio of assessments to patient IDs	1.07	1.10

**ACTIVITY**


Month	Adjusted Scheduled Activity (UOA)	
	2016	2017
April	-138	0
May	-9	43
June	133	190
July	341	925
August	479	1,219
September	834	2,277
October	1,005	
November	1,645	
December	1,928	
January	2,108	
February	2,206	
March	2,821	
April	3,778	
May	3,799	
June	3,799	

**QUALITY**

	Contract Quantity	Contract Base Number	Contract *	Region	England
% of all assessments that were assess and fit appliances (rolling 12 month period)	251	348	72.1%	53.0%	54.1%
% of all assessments that were assess and refuse (rolling 12 month period)	33	348	9.5%	11.7%	12.4%
% of all assessments that were assess and review (rolling 12 month period)	64	348	18.4%	35.3%	33.5%
% of terminated courses where treatment was abandoned or discontinued (rolling 12 month period)	7	45	15.6%	8.5%	7.2%
% of completed treatments indicating that PAR score was taken (year to date)	1	11	9.1%	58.7%	58.9%
Rate of removable appliances per 100 fixed appliances - proposed treatment (rolling 12 month period)	4	280	1.43	6.99	5.66
Rate of removable appliances per 100 fixed appliances - completed treatment (rolling 12 month period)	3	53	5.66	6.41	4.88
% of courses of treatment with removable appliances only - proposed treatment (rolling 12 month period)	4	251	1.6%	2.5%	2.1%
% of courses of treatment with removable appliances only - completed treatment (rolling 12 month period)	0	38	0.0%	1.8%	1.5%
% of patients satisfied with the treatment they have received (rolling 12 month period)	3	4	75.0%	95.6%	95.7%

\* Figures in italics indicate that the base number is less than 100.

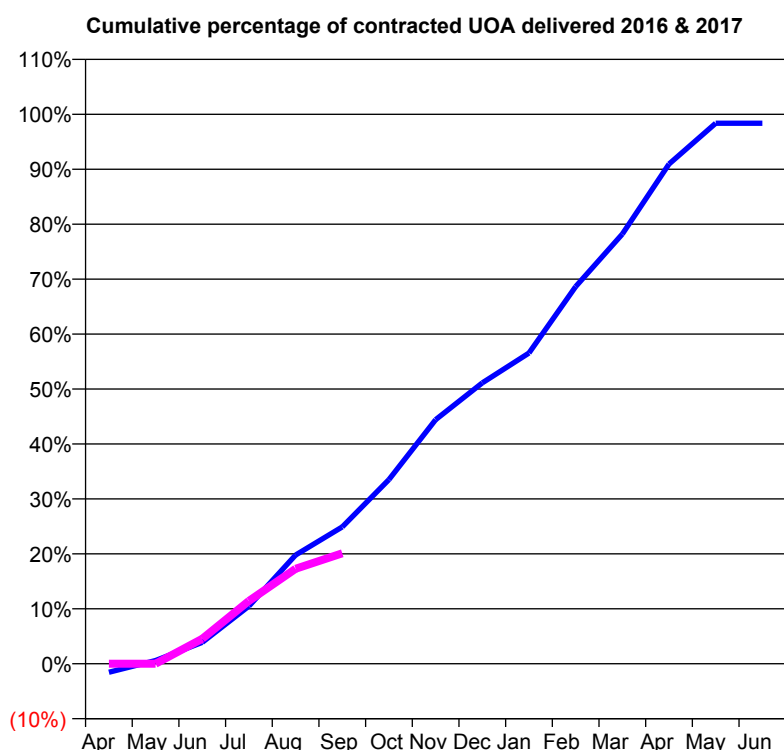
**Q58 - Vital Signs Orthodontic At a Glance Contract Report for 126462/0001 - September 2016**

Name or company name	Hitchin Orthodontic Clinic Limited
Contract type name	PDS Contract
Purpose of contract	Orthodontic
Contract start date	18/06/2010
Contract end date	31/03/2018

16/17 Contracted general activity (UDA)	0
Carry forward general activity (UDA)	0
16/17 Contracted orthodontic activity (UOA)	18,983
Carry forward orthodontic activity (UOA)	0
Baseline contract value	£1,170,287.68

**ACCESS**

	Contract	England and Wales
24 month ratio of assessments to patient IDs	1.05	1.10

**ACTIVITY**


Month	Adjusted Scheduled Activity (UOA)	
	2016	2017
April	-296	0
May	115	1
June	739	863
July	1,992	2,173
August	3,757	3,284
September	4,728	3,815
October	6,364	
November	8,432	
December	9,704	
January	10,736	
February	13,031	
March	14,847	
April	17,265	
May	18,675	
June	18,675	

**QUALITY**

	Contract Quantity	Contract Base Number	Contract *	Region	England
% of all assessments that were assess and fit appliances (rolling 12 month period)	830	1,685	49.3%	53.0%	54.1%
% of all assessments that were assess and refuse (rolling 12 month period)	361	1,685	21.4%	11.7%	12.4%
% of all assessments that were assess and review (rolling 12 month period)	494	1,685	29.3%	35.3%	33.5%
% of terminated courses where treatment was abandoned or discontinued (rolling 12 month period)	62	968	6.4%	8.5%	7.2%
% of completed treatments indicating that PAR score was taken (year to date)	144	387	37.2%	58.7%	58.9%
Rate of removable appliances per 100 fixed appliances - proposed treatment (rolling 12 month period)	106	1,577	6.72	6.99	5.66
Rate of removable appliances per 100 fixed appliances - completed treatment (rolling 12 month period)	121	1,706	7.09	6.41	4.88
% of courses of treatment with removable appliances only - proposed treatment (rolling 12 month period)	20	830	2.4%	2.5%	2.1%
% of courses of treatment with removable appliances only - completed treatment (rolling 12 month period)	9	906	1.0%	1.8%	1.5%
% of patients satisfied with the treatment they have received (rolling 12 month period)	30	30	100.0%	95.6%	95.7%

\* Figures in italics indicate that the base number is less than 100.

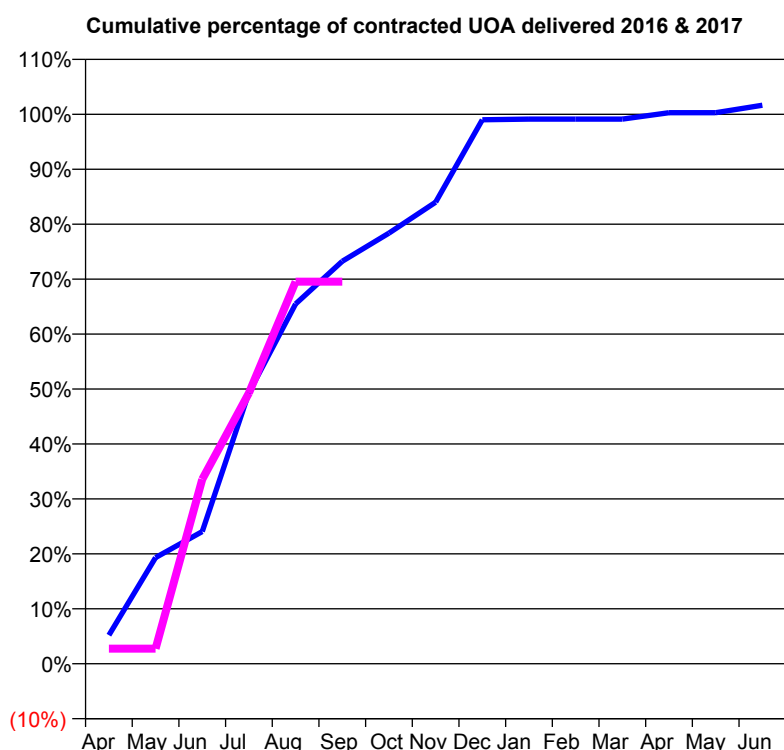
**Q58 - Vital Signs Orthodontic At a Glance Contract Report for 138134/0001 - September 2016**

Name or company name	Smile Creations Innovations Limited
Contract type name	PDS Contract
Purpose of contract	Orthodontic
Contract start date	02/12/2013
Contract end date	31/03/2018

16/17 Contracted general activity (UDA)	0
Carry forward general activity (UDA)	0
16/17 Contracted orthodontic activity (UOA)	4,620
Carry forward orthodontic activity (UOA)	0
Baseline contract value	£287,167.47

**ACCESS**

	Contract	England and Wales
24 month ratio of assessments to patient IDs	1.12	1.10

**ACTIVITY**


Month	Adjusted Scheduled Activity (UOA)	
	2016	2017
April	241	127
May	893	127
June	1,112	1,551
July	2,280	2,277
August	3,026	3,213
September	3,384	3,213
October	3,621	
November	3,881	
December	4,574	
January	4,579	
February	4,579	
March	4,579	
April	4,633	
May	4,633	
June	4,696	

**QUALITY**

	Contract Quantity	Contract Base Number	Contract *	Region	England
% of all assessments that were assess and fit appliances (rolling 12 month period)	216	397	54.4%	53.0%	54.1%
% of all assessments that were assess and refuse (rolling 12 month period)	63	397	15.9%	11.7%	12.4%
% of all assessments that were assess and review (rolling 12 month period)	118	397	29.7%	35.3%	33.5%
% of terminated courses where treatment was abandoned or discontinued (rolling 12 month period)	7	176	4.0%	8.5%	7.2%
% of completed treatments indicating that PAR score was taken (year to date)	116	130	89.2%	58.7%	58.9%
Rate of removable appliances per 100 fixed appliances - proposed treatment (rolling 12 month period)	32	401	7.98	6.99	5.66
Rate of removable appliances per 100 fixed appliances - completed treatment (rolling 12 month period)	9	312	2.88	6.41	4.88
% of courses of treatment with removable appliances only - proposed treatment (rolling 12 month period)	8	216	3.7%	2.5%	2.1%
% of courses of treatment with removable appliances only - completed treatment (rolling 12 month period)	6	169	3.6%	1.8%	1.5%
% of patients satisfied with the treatment they have received (rolling 12 month period)	12	13	92.3%	95.6%	95.7%

\* Figures in italics indicate that the base number is less than 100.

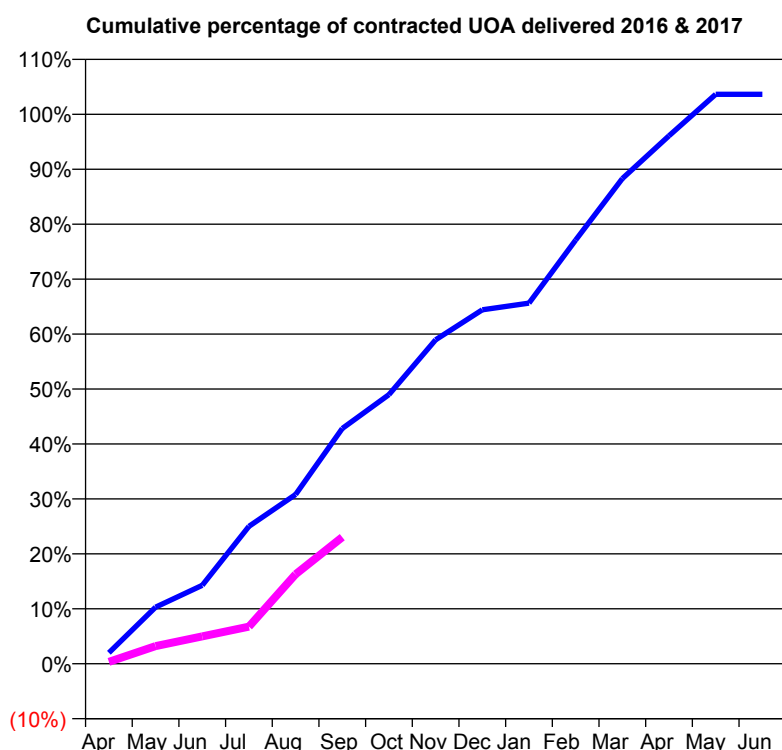
**Q58 - Vital Signs Orthodontic At a Glance Contract Report for 139149/0001 - September 2016**

Name or company name	Harpenden Orthodontic Care Limited
Contract type name	PDS Contract
Purpose of contract	Orthodontic
Contract start date	01/04/2009
Contract end date	31/03/2018

16/17 Contracted general activity (UDA)	0
Carry forward general activity (UDA)	0
16/17 Contracted orthodontic activity (UOA)	5,956
Carry forward orthodontic activity (UOA)	0
Baseline contract value	£367,189.76

**ACCESS**

	Contract	England and Wales
24 month ratio of assessments to patient IDs	1.05	1.10

**ACTIVITY**


Month	Adjusted Scheduled Activity (UOA)	
	2016	2017
April	119	21
May	614	192
June	851	297
July	1,489	403
August	1,835	970
September	2,550	1,372
October	2,917	
November	3,512	
December	3,837	
January	3,909	
February	4,593	
March	5,259	
April	5,723	
May	6,173	
June	6,173	

**QUALITY**

	Contract Quantity	Contract Base Number	Contract *	Region	England
% of all assessments that were assess and fit appliances (rolling 12 month period)	230	395	58.2%	53.0%	54.1%
% of all assessments that were assess and refuse (rolling 12 month period)	53	395	13.4%	11.7%	12.4%
% of all assessments that were assess and review (rolling 12 month period)	112	395	28.4%	35.3%	33.5%
% of terminated courses where treatment was abandoned or discontinued (rolling 12 month period)	2	241	0.8%	8.5%	7.2%
% of completed treatments indicating that PAR score was taken (year to date)	88	124	71.0%	58.7%	58.9%
Rate of removable appliances per 100 fixed appliances - proposed treatment (rolling 12 month period)	6	453	1.32	6.99	5.66
Rate of removable appliances per 100 fixed appliances - completed treatment (rolling 12 month period)	19	458	4.15	6.41	4.88
% of courses of treatment with removable appliances only - proposed treatment (rolling 12 month period)	2	230	0.9%	2.5%	2.1%
% of courses of treatment with removable appliances only - completed treatment (rolling 12 month period)	2	239	0.8%	1.8%	1.5%
% of patients satisfied with the treatment they have received (rolling 12 month period)	1	1	100.0%	95.6%	95.7%

\* Figures in italics indicate that the base number is less than 100.

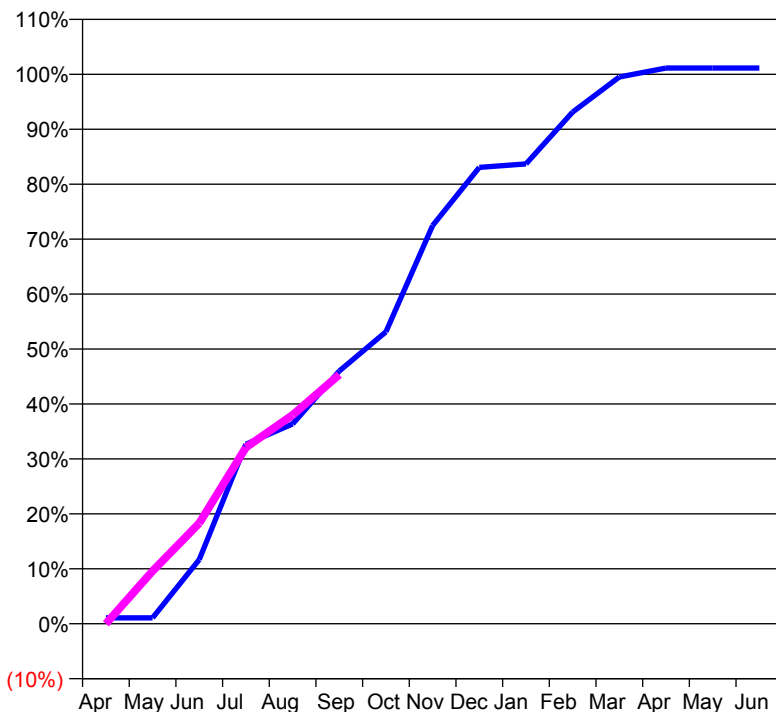
**Q58 - Vital Signs Orthodontic At a Glance Contract Report for 147419/0001 - September 2016**

Name or company name	Rickmansworth Orthodontic Practice Ltd
Contract type name	PDS Contract
Purpose of contract	Orthodontic
Contract start date	01/04/2010
Contract end date	31/03/2018

16/17 Contracted general activity (UDA)	0
Carry forward general activity (UDA)	0
16/17 Contracted orthodontic activity (UOA)	10,376
Carry forward orthodontic activity (UOA)	0
Baseline contract value	£639,688.63

**ACCESS**

	Contract	England and Wales
24 month ratio of assessments to patient IDs	1.01	1.10

**ACTIVITY**
**Cumulative percentage of contracted UOA delivered 2016 & 2017**

**Adjusted Scheduled Activity (UOA)**

Month	2016	2017
April	112	0
May	112	995
June	1,212	1,901
July	3,390	3,329
August	3,772	3,941
September	4,772	4,705
October	5,513	
November	7,519	
December	8,618	
January	8,682	
February	9,663	
March	10,325	
April	10,494	
May	10,493	
June	10,493	

**QUALITY**

	Contract Quantity	Contract Base Number	Contract *	Region	England
% of all assessments that were assess and fit appliances (rolling 12 month period)	498	926	53.8%	53.0%	54.1%
% of all assessments that were assess and refuse (rolling 12 month period)	142	926	15.3%	11.7%	12.4%
% of all assessments that were assess and review (rolling 12 month period)	286	926	30.9%	35.3%	33.5%
% of terminated courses where treatment was abandoned or discontinued (rolling 12 month period)	24	613	3.9%	8.5%	7.2%
% of completed treatments indicating that PAR score was taken (year to date)	0	206	0.0%	58.7%	58.9%
Rate of removable appliances per 100 fixed appliances - proposed treatment (rolling 12 month period)	29	962	3.01	6.99	5.66
Rate of removable appliances per 100 fixed appliances - completed treatment (rolling 12 month period)	63	1,135	5.55	6.41	4.88
% of courses of treatment with removable appliances only - proposed treatment (rolling 12 month period)	14	498	2.8%	2.5%	2.1%
% of courses of treatment with removable appliances only - completed treatment (rolling 12 month period)	18	589	3.1%	1.8%	1.5%
% of patients satisfied with the treatment they have received (rolling 12 month period)	33	34	97.1%	95.6%	95.7%

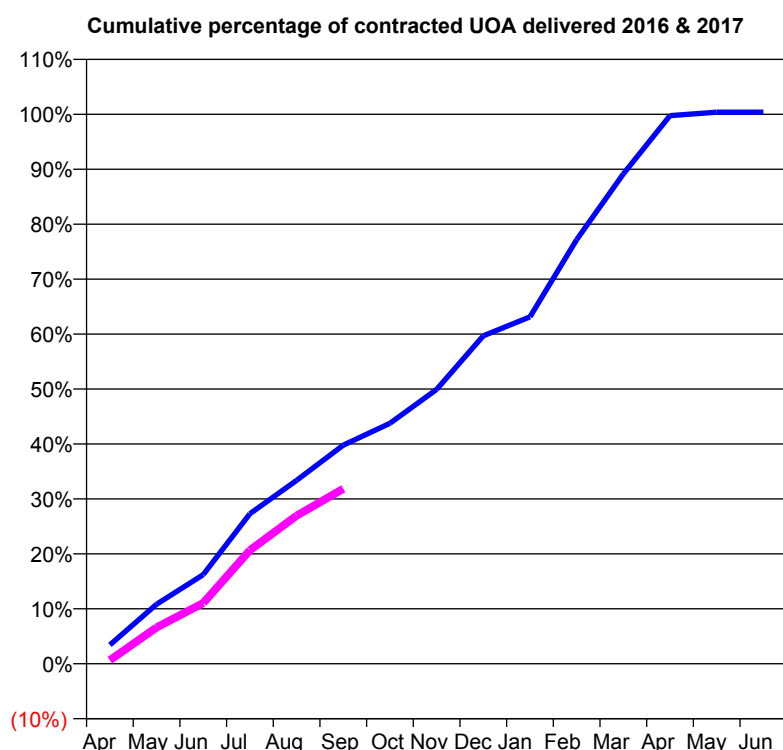
\* Figures in italics indicate that the base number is less than 100.

**Q58 - Vital Signs Orthodontic At a Glance Contract Report for 148407/0001 - September 2016**

Name or company name	Harpenden Orthodontics LLP	16/17 Contracted general activity (UDA)	0
Contract type name	PDS Contract	Carry forward general activity (UDA)	0
Purpose of contract	Orthodontic	16/17 Contracted orthodontic activity (UOA)	32,671
Contract start date	01/04/2009	Carry forward orthodontic activity (UOA)	0
Contract end date	31/03/2018	Baseline contract value	£1,990,802.77

**ACCESS**

	Contract	England and Wales
24 month ratio of assessments to patient IDs	1.01	1.10

**ACTIVITY**


Month	Adjusted Scheduled Activity (UOA)	
	2016	2017
April	1,125	213
May	3,542	2,160
June	5,303	3,615
July	8,923	6,752
August	10,906	8,808
September	12,997	10,408
October	14,299	
November	16,311	
December	19,502	
January	20,629	
February	25,219	
March	29,122	
April	32,586	
May	32,796	
June	32,796	

**QUALITY**

	Contract Quantity	Contract Base Number	Contract *	Region	England
% of all assessments that were assess and fit appliances (rolling 12 month period)	1,424	2,507	56.8%	53.0%	54.1%
% of all assessments that were assess and refuse (rolling 12 month period)	271	2,507	10.8%	11.7%	12.4%
% of all assessments that were assess and review (rolling 12 month period)	812	2,507	32.4%	35.3%	33.5%
% of terminated courses where treatment was abandoned or discontinued (rolling 12 month period)	98	1,497	6.5%	8.5%	7.2%
% of completed treatments indicating that PAR score was taken (year to date)	530	637	83.2%	58.7%	58.9%
Rate of removable appliances per 100 fixed appliances - proposed treatment (rolling 12 month period)	143	2,751	5.20	6.99	5.66
Rate of removable appliances per 100 fixed appliances - completed treatment (rolling 12 month period)	90	2,709	3.32	6.41	4.88
% of courses of treatment with removable appliances only - proposed treatment (rolling 12 month period)	39	1,424	2.7%	2.5%	2.1%
% of courses of treatment with removable appliances only - completed treatment (rolling 12 month period)	33	1,399	2.4%	1.8%	1.5%
% of patients satisfied with the treatment they have received (rolling 12 month period)	55	57	96.5%	95.6%	95.7%

\* Figures in italics indicate that the base number is less than 100.



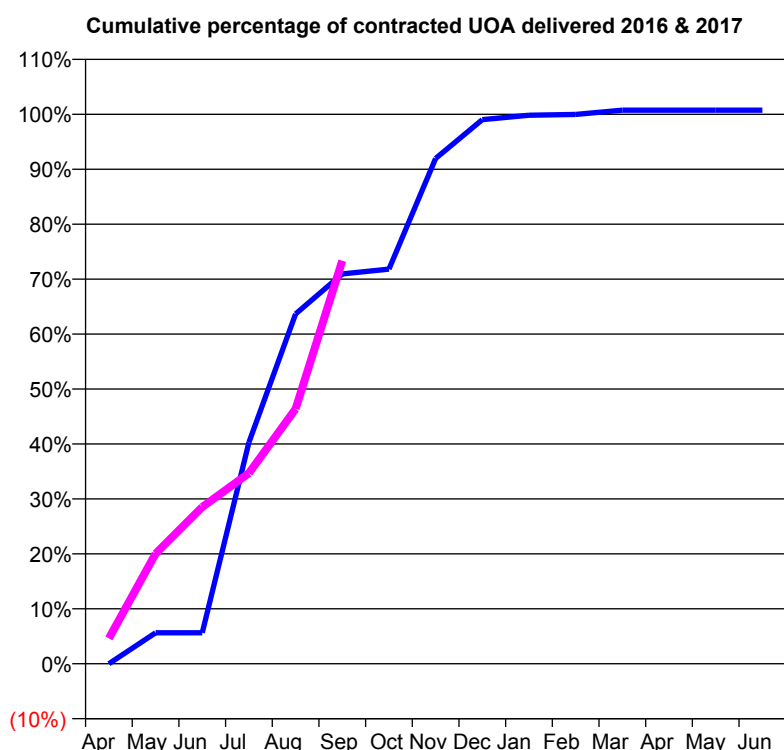
**Q58 - Vital Signs Orthodontic At a Glance Contract Report for 153559/0001 - September 2016**

Name or company name	Borehamwood Ortho Clinic Limited
Contract type name	PDS Contract
Purpose of contract	Orthodontic
Contract start date	01/04/2008
Contract end date	31/03/2018

16/17 Contracted general activity (UDA)	0
Carry forward general activity (UDA)	0
16/17 Contracted orthodontic activity (UOA)	2,725
Carry forward orthodontic activity (UOA)	0
Baseline contract value	£167,987.21

**ACCESS**

	Contract	England and Wales
24 month ratio of assessments to patient IDs	1.01	1.10

**ACTIVITY**


Month	Adjusted Scheduled Activity (UOA)	
	2016	2017
April	0	126
May	154	546
June	154	777
July	1,098	945
August	1,735	1,264
September	1,933	1,999
October	1,957	
November	2,506	
December	2,698	
January	2,720	
February	2,724	
March	2,745	
April	2,745	
May	2,745	
June	2,745	

**QUALITY**

	Contract Quantity	Contract Base Number	Contract *	Region	England
% of all assessments that were assess and fit appliances (rolling 12 month period)	135	149	90.6%	53.0%	54.1%
% of all assessments that were assess and refuse (rolling 12 month period)	3	149	2.0%	11.7%	12.4%
% of all assessments that were assess and review (rolling 12 month period)	11	149	7.4%	35.3%	33.5%
% of terminated courses where treatment was abandoned or discontinued (rolling 12 month period)	1	97	1.0%	8.5%	7.2%
% of completed treatments indicating that PAR score was taken (year to date)	53	53	100.0%	58.7%	58.9%
Rate of removable appliances per 100 fixed appliances - proposed treatment (rolling 12 month period)	7	264	2.65	6.99	5.66
Rate of removable appliances per 100 fixed appliances - completed treatment (rolling 12 month period)	0	0	N/A	6.41	4.88
% of courses of treatment with removable appliances only - proposed treatment (rolling 12 month period)	3	135	2.2%	2.5%	2.1%
% of courses of treatment with removable appliances only - completed treatment (rolling 12 month period)	0	96	0.0%	1.8%	1.5%
% of patients satisfied with the treatment they have received (rolling 12 month period)	4	4	100.0%	95.6%	95.7%

\* Figures in italics indicate that the base number is less than 100.

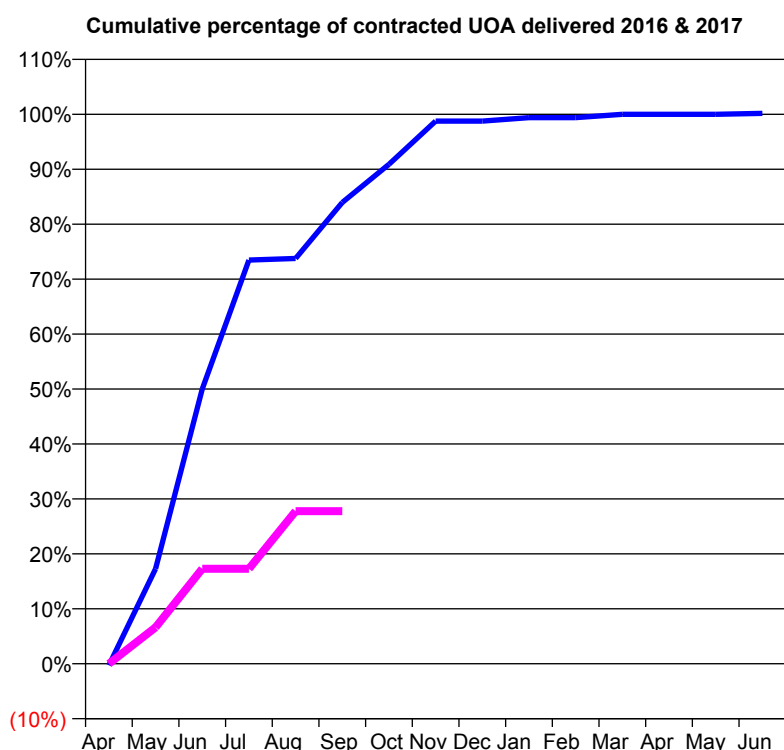
**Q58 - Vital Signs Orthodontic At a Glance Contract Report for 155438/0003 - September 2016**

Name or company name	Syteldent Ltd
Contract type name	GDS Contract
Purpose of contract	General and Orthodontic
Contract start date	01/08/2008
Contract end date	

16/17 Contracted general activity (UDA)	23,050
Carry forward general activity (UDA)	0
16/17 Contracted orthodontic activity (UOA)	648
Carry forward orthodontic activity (UOA)	0
Baseline contract value	£616,295.73

**ACCESS**

	Contract	England and Wales
24 month ratio of assessments to patient IDs	1.12	1.10

**ACTIVITY**


Month	Adjusted Scheduled Activity (UOA)	
	2016	2017
April	-2	0
May	112	43
June	324	112
July	476	112
August	478	180
September	544	180
October	589	
November	640	
December	640	
January	644	
February	644	
March	648	
April	648	
May	648	
June	649	

**QUALITY**

	Contract Quantity	Contract Base Number	Contract *	Region	England
% of all assessments that were assess and fit appliances (rolling 12 month period)	11	65	16.9%	53.0%	54.1%
% of all assessments that were assess and refuse (rolling 12 month period)	14	65	21.5%	11.7%	12.4%
% of all assessments that were assess and review (rolling 12 month period)	40	65	61.5%	35.3%	33.5%
% of terminated courses where treatment was abandoned or discontinued (rolling 12 month period)	15	107	14.0%	8.5%	7.2%
% of completed treatments indicating that PAR score was taken (year to date)	2	15	13.3%	58.7%	58.9%
Rate of removable appliances per 100 fixed appliances - proposed treatment (rolling 12 month period)	0	19	0.00	6.99	5.66
Rate of removable appliances per 100 fixed appliances - completed treatment (rolling 12 month period)	8	123	6.50	6.41	4.88
% of courses of treatment with removable appliances only - proposed treatment (rolling 12 month period)	0	11	0.0%	2.5%	2.1%
% of courses of treatment with removable appliances only - completed treatment (rolling 12 month period)	6	92	6.5%	1.8%	1.5%
% of patients satisfied with the treatment they have received (rolling 12 month period)	0	0	N/A	95.6%	95.7%

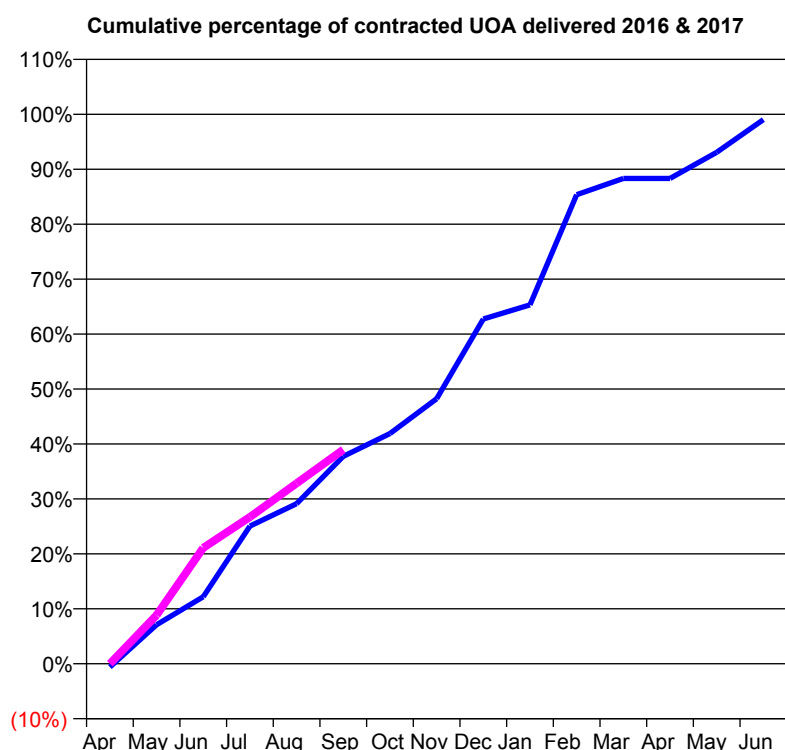
\* Figures in italics indicate that the base number is less than 100.

**Q58 - Vital Signs Orthodontic At a Glance Contract Report for 166901/0002 - September 2016**

Name or company name	Purely Orthodontics	16/17 Contracted general activity (UDA)	0
Contract type name	PDS Contract	Carry forward general activity (UDA)	0
Purpose of contract	Orthodontic	16/17 Contracted orthodontic activity (UOA)	10,707
Contract start date	08/08/2007	Carry forward orthodontic activity (UOA)	0
Contract end date	31/03/2019	Baseline contract value	£655,002.18

**ACCESS**

	Contract	England and Wales
24 month ratio of assessments to patient IDs	1.04	1.10

**ACTIVITY**


Month	Adjusted Scheduled Activity (UOA)	
	2016	2017
April	-65	0
May	759	947
June	1,305	2,258
July	2,684	2,860
August	3,120	3,516
September	4,041	4,171
October	4,487	
November	5,165	
December	6,719	
January	6,992	
February	9,140	
March	9,457	
April	9,457	
May	9,966	
June	10,602	

**QUALITY**

	Contract Quantity	Contract Base Number	Contract *	Region	England
% of all assessments that were assess and fit appliances (rolling 12 month period)	501	819	61.2%	53.0%	54.1%
% of all assessments that were assess and refuse (rolling 12 month period)	86	819	10.5%	11.7%	12.4%
% of all assessments that were assess and review (rolling 12 month period)	232	819	28.3%	35.3%	33.5%
% of terminated courses where treatment was abandoned or discontinued (rolling 12 month period)	13	369	3.5%	8.5%	7.2%
% of completed treatments indicating that PAR score was taken (year to date)	66	182	36.3%	58.7%	58.9%
Rate of removable appliances per 100 fixed appliances - proposed treatment (rolling 12 month period)	88	984	8.94	6.99	5.66
Rate of removable appliances per 100 fixed appliances - completed treatment (rolling 12 month period)	104	697	14.92	6.41	4.88
% of courses of treatment with removable appliances only - proposed treatment (rolling 12 month period)	7	501	1.4%	2.5%	2.1%
% of courses of treatment with removable appliances only - completed treatment (rolling 12 month period)	5	356	1.4%	1.8%	1.5%
% of patients satisfied with the treatment they have received (rolling 12 month period)	8	8	100.0%	95.6%	95.7%

\* Figures in italics indicate that the base number is less than 100.

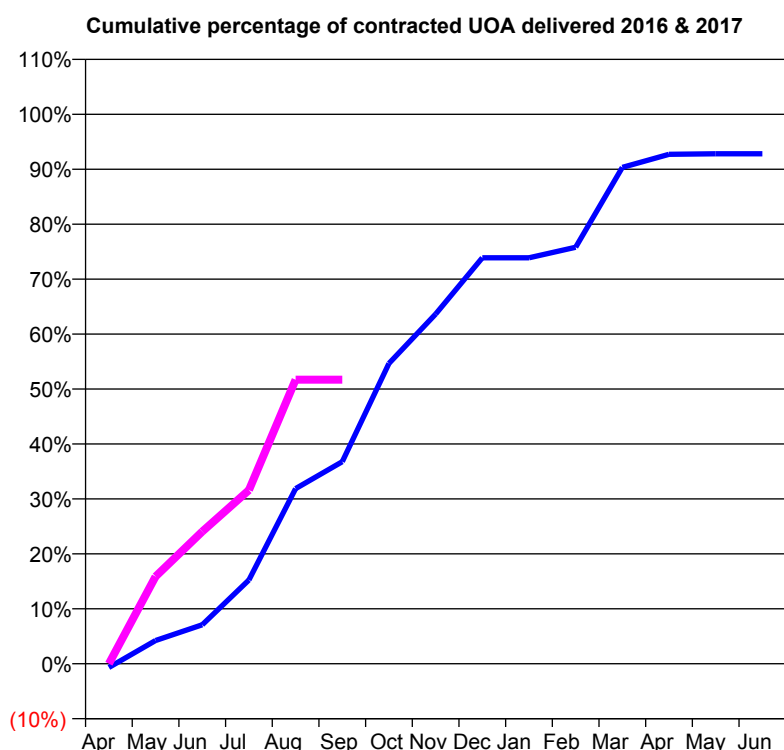
**Q58 - Vital Signs Orthodontic At a Glance Contract Report for 167045/0001 - September 2016**

Name or company name	QUALITY DENTAL CARE LIMITED
Contract type name	GDS Contract
Purpose of contract	General and Orthodontic
Contract start date	05/02/2008
Contract end date	

16/17 Contracted general activity (UDA)	19,629
Carry forward general activity (UDA)	0
16/17 Contracted orthodontic activity (UOA)	4,389
Carry forward orthodontic activity (UOA)	0
Baseline contract value	£726,136.64

**ACCESS**

	Contract	England and Wales
24 month ratio of assessments to patient IDs	1.35	1.10

**ACTIVITY**


Month	Adjusted Scheduled Activity (UOA)	
	2016	2017
April	-30	0
May	186	697
June	312	1,056
July	669	1,387
August	1,399	2,269
September	1,614	2,269
October	2,399	
November	2,793	
December	3,243	
January	3,243	
February	3,327	
March	3,965	
April	4,069	
May	4,073	
June	4,073	

**QUALITY**

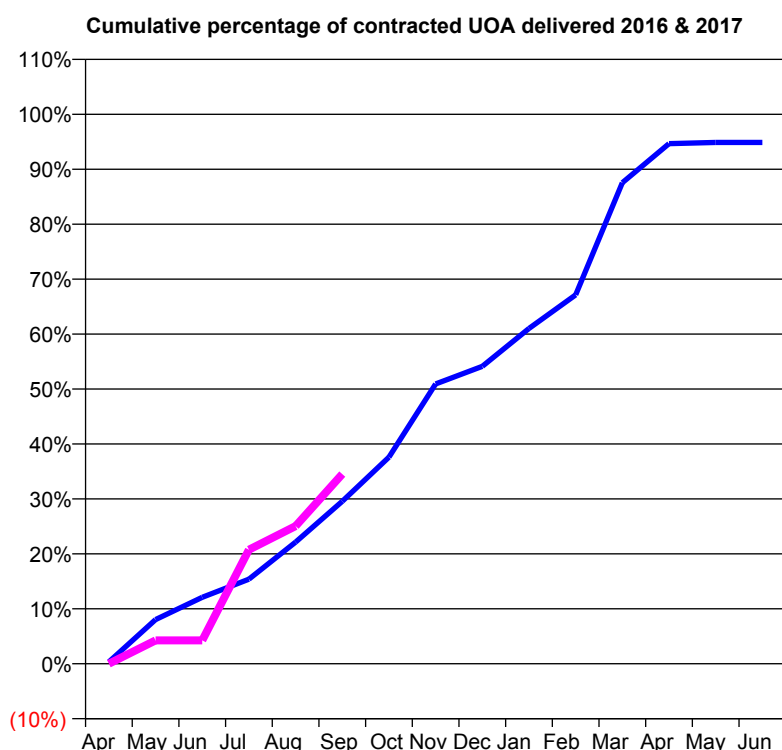
	Contract Quantity	Contract Base Number	Contract *	Region	England
% of all assessments that were assess and fit appliances (rolling 12 month period)	207	620	33.4%	53.0%	54.1%
% of all assessments that were assess and refuse (rolling 12 month period)	53	620	8.5%	11.7%	12.4%
% of all assessments that were assess and review (rolling 12 month period)	360	620	58.1%	35.3%	33.5%
% of terminated courses where treatment was abandoned or discontinued (rolling 12 month period)	103	258	39.9%	8.5%	7.2%
% of completed treatments indicating that PAR score was taken (year to date)	65	78	83.3%	58.7%	58.9%
Rate of removable appliances per 100 fixed appliances - proposed treatment (rolling 12 month period)	62	414	14.98	6.99	5.66
Rate of removable appliances per 100 fixed appliances - completed treatment (rolling 12 month period)	17	301	5.65	6.41	4.88
% of courses of treatment with removable appliances only - proposed treatment (rolling 12 month period)	0	207	0.0%	2.5%	2.1%
% of courses of treatment with removable appliances only - completed treatment (rolling 12 month period)	1	155	0.6%	1.8%	1.5%
% of patients satisfied with the treatment they have received (rolling 12 month period)	6	6	100.0%	95.6%	95.7%

\* Figures in italics indicate that the base number is less than 100.

**Q58 - Vital Signs Orthodontic At a Glance Contract Report for 168513/0001 - September 2016**

Name or company name	MHT Solutions Ltd	16/17 Contracted general activity (UDA)	0
Contract type name	PDS Contract	Carry forward general activity (UDA)	0
Purpose of contract	Orthodontic	16/17 Contracted orthodontic activity (UOA)	9,917
Contract start date	01/06/2011	Carry forward orthodontic activity (UOA)	0
Contract end date	31/05/2021	Baseline contract value	£653,738.59

ACCESS	Contract	England and Wales
24 month ratio of assessments to patient IDs	1.06	1.10

**ACTIVITY**


Month	Adjusted Scheduled Activity (UOA)	
	2016	2017
April	35	0
May	798	422
June	1,200	422
July	1,527	2,060
August	2,195	2,484
September	2,931	3,422
October	3,728	
November	5,050	
December	5,366	
January	6,050	
February	6,657	
March	8,681	
April	9,385	
May	9,407	
June	9,407	

QUALITY	Contract Quantity	Contract Base Number	Contract *	Region	England
% of all assessments that were assess and fit appliances (rolling 12 month period)	484	837	57.8%	53.0%	54.1%
% of all assessments that were assess and refuse (rolling 12 month period)	182	837	21.7%	11.7%	12.4%
% of all assessments that were assess and review (rolling 12 month period)	171	837	20.4%	35.3%	33.5%
% of terminated courses where treatment was abandoned or discontinued (rolling 12 month period)	20	374	5.3%	8.5%	7.2%
% of completed treatments indicating that PAR score was taken (year to date)	165	173	95.4%	58.7%	58.9%
Rate of removable appliances per 100 fixed appliances - proposed treatment (rolling 12 month period)	68	920	7.39	6.99	5.66
Rate of removable appliances per 100 fixed appliances - completed treatment (rolling 12 month period)	36	681	5.29	6.41	4.88
% of courses of treatment with removable appliances only - proposed treatment (rolling 12 month period)	10	484	2.1%	2.5%	2.1%
% of courses of treatment with removable appliances only - completed treatment (rolling 12 month period)	6	354	1.7%	1.8%	1.5%
% of patients satisfied with the treatment they have received (rolling 12 month period)	17	19	89.5%	95.6%	95.7%

\* Figures in italics indicate that the base number is less than 100.

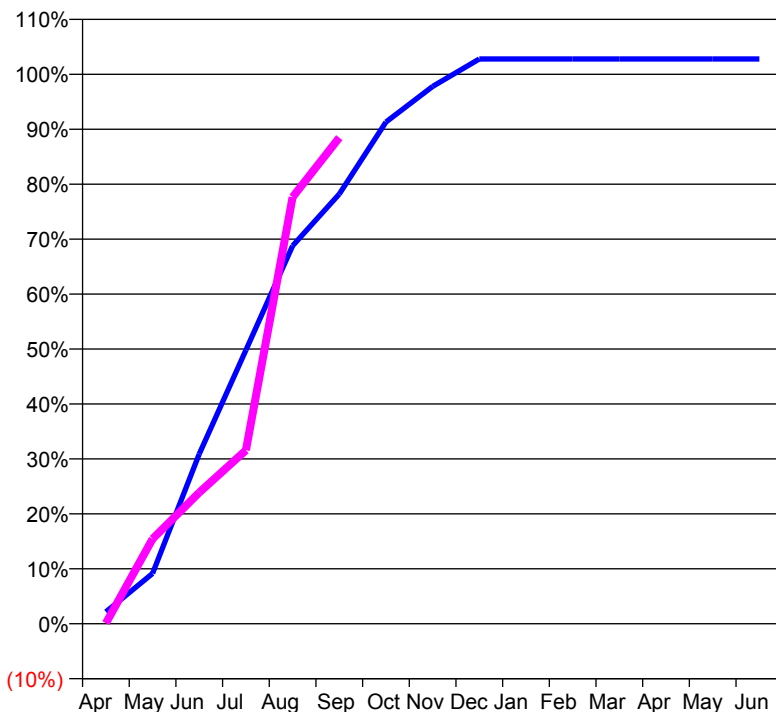
**Q58 - Vital Signs Orthodontic At a Glance Contract Report for 171247/0001 - September 2016**

Name or company name	Sharing Smiles Orthodontics Ltd
Contract type name	PDS Contract
Purpose of contract	Orthodontic
Contract start date	01/08/2010
Contract end date	31/03/2019

16/17 Contracted general activity (UDA)	0
Carry forward general activity (UDA)	0
16/17 Contracted orthodontic activity (UOA)	18,907
Carry forward orthodontic activity (UOA)	0
Baseline contract value	£1,128,189.58

**ACCESS**

	Contract	England and Wales
24 month ratio of assessments to patient IDs	1.04	1.10

**ACTIVITY**
**Cumulative percentage of contracted UOA delivered 2016 & 2017**

**Adjusted Scheduled Activity (UOA)**

Month	2016	2017
April	410	21
May	1,731	2,919
June	5,842	4,515
July	9,416	5,971
August	13,003	14,680
September	14,785	16,727
October	17,265	
November	18,486	
December	19,431	
January	19,431	
February	19,431	
March	19,431	
April	19,431	
May	19,431	
June	19,431	

**QUALITY**

	Contract Quantity	Contract Base Number	Contract *	Region	England
% of all assessments that were assess and fit appliances (rolling 12 month period)	1,013	1,148	88.2%	53.0%	54.1%
% of all assessments that were assess and refuse (rolling 12 month period)	83	1,148	7.2%	11.7%	12.4%
% of all assessments that were assess and review (rolling 12 month period)	52	1,148	4.5%	35.3%	33.5%
% of terminated courses where treatment was abandoned or discontinued (rolling 12 month period)	6	773	0.8%	8.5%	7.2%
% of completed treatments indicating that PAR score was taken (year to date)	389	406	95.8%	58.7%	58.9%
Rate of removable appliances per 100 fixed appliances - proposed treatment (rolling 12 month period)	0	2,021	0.00	6.99	5.66
Rate of removable appliances per 100 fixed appliances - completed treatment (rolling 12 month period)	4	1,531	0.26	6.41	4.88
% of courses of treatment with removable appliances only - proposed treatment (rolling 12 month period)	0	1,013	0.0%	2.5%	2.1%
% of courses of treatment with removable appliances only - completed treatment (rolling 12 month period)	0	767	0.0%	1.8%	1.5%
% of patients satisfied with the treatment they have received (rolling 12 month period)	10	11	90.9%	95.6%	95.7%

\* Figures in italics indicate that the base number is less than 100.

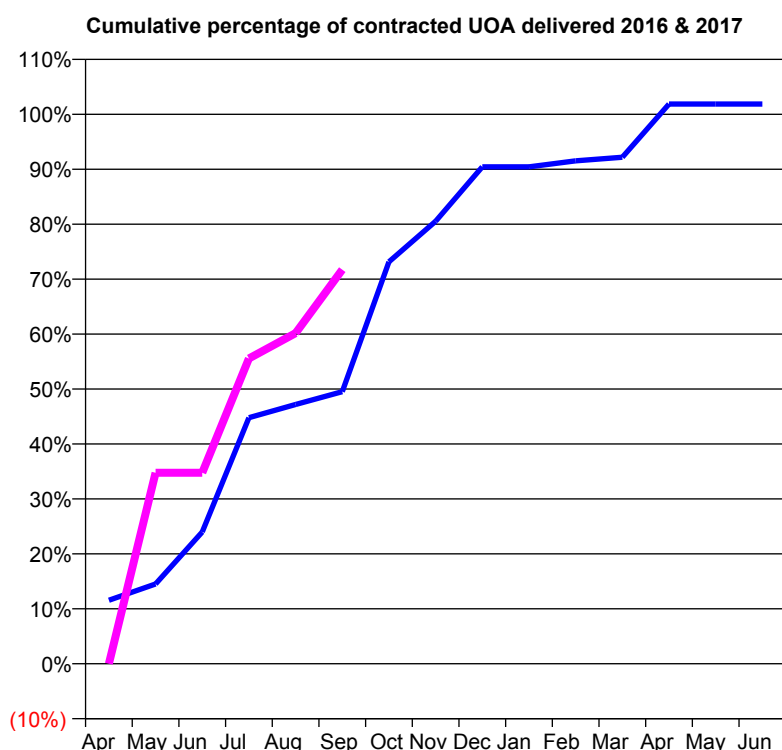
**Q58 - Vital Signs Orthodontic At a Glance Contract Report for 178187/0001 - September 2016**

Name or company name	Oradi Ltd.
Contract type name	PDS Contract
Purpose of contract	General and Orthodontic
Contract start date	01/04/2008
Contract end date	31/03/2018

16/17 Contracted general activity (UDA)	41,268
Carry forward general activity (UDA)	0
16/17 Contracted orthodontic activity (UOA)	909
Carry forward orthodontic activity (UOA)	0
Baseline contract value	£1,129,337.52

**ACCESS**

	Contract	England and Wales
24 month ratio of assessments to patient IDs	1.04	1.10

**ACTIVITY**


Month	Adjusted Scheduled Activity (UOA)	
	2016	2017
April	105	0
May	132	316
June	218	316
July	407	505
August	429	547
September	450	652
October	665	
November	732	
December	822	
January	822	
February	832	
March	838	
April	926	
May	926	
June	926	

**QUALITY**

	Contract Quantity	Contract Base Number	Contract *	Region	England
% of all assessments that were assess and fit appliances (rolling 12 month period)	52	89	58.4%	53.0%	54.1%
% of all assessments that were assess and refuse (rolling 12 month period)	11	89	12.4%	11.7%	12.4%
% of all assessments that were assess and review (rolling 12 month period)	26	89	29.2%	35.3%	33.5%
% of terminated courses where treatment was abandoned or discontinued (rolling 12 month period)	4	12	33.3%	8.5%	7.2%
% of completed treatments indicating that PAR score was taken (year to date)	5	5	100.0%	58.7%	58.9%
Rate of removable appliances per 100 fixed appliances - proposed treatment (rolling 12 month period)	2	101	1.98	6.99	5.66
Rate of removable appliances per 100 fixed appliances - completed treatment (rolling 12 month period)	0	16	0.00	6.41	4.88
% of courses of treatment with removable appliances only - proposed treatment (rolling 12 month period)	0	52	0.0%	2.5%	2.1%
% of courses of treatment with removable appliances only - completed treatment (rolling 12 month period)	0	8	0.0%	1.8%	1.5%
% of patients satisfied with the treatment they have received (rolling 12 month period)	0	0	N/A	95.6%	95.7%

\* Figures in italics indicate that the base number is less than 100.

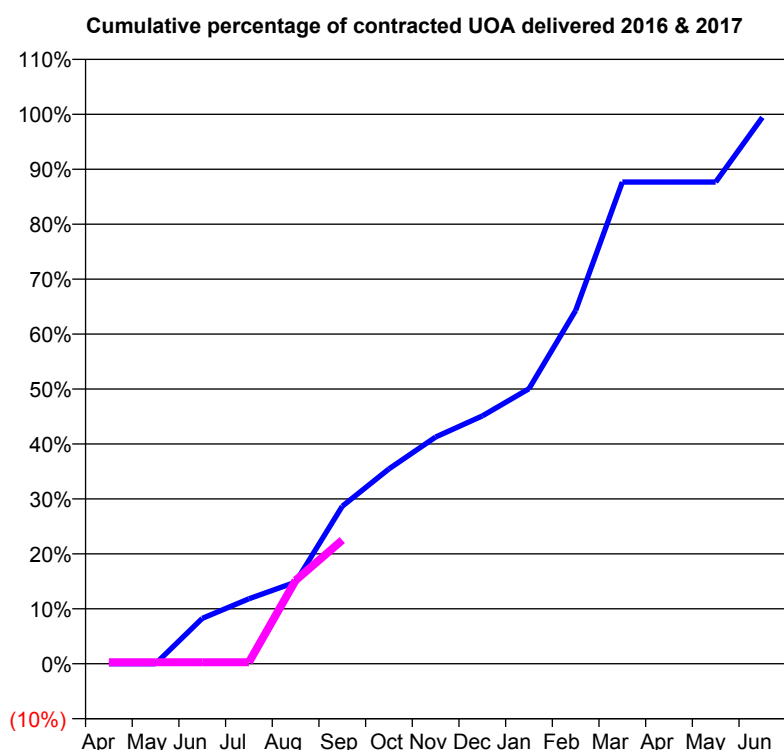
**Q58 - Vital Signs Orthodontic At a Glance Contract Report for 181080/0001 - September 2016**

Name or company name	Watford Orthodontic Practice
Contract type name	PDS Contract
Purpose of contract	Orthodontic
Contract start date	01/04/2014
Contract end date	31/03/2018

16/17 Contracted general activity (UDA)	0
Carry forward general activity (UDA)	0
16/17 Contracted orthodontic activity (UOA)	7,633
Carry forward orthodontic activity (UOA)	0
Baseline contract value	£470,587.35

**ACCESS**

	Contract	England and Wales
24 month ratio of assessments to patient IDs	1.15	1.10

**ACTIVITY**


Month	Adjusted Scheduled Activity (UOA)	
	2016	2017
April	0	21
May	0	21
June	457	21
July	654	21
August	822	1,159
September	1,587	1,718
October	1,962	
November	2,283	
December	2,495	
January	2,769	
February	3,557	
March	4,850	
April	4,850	
May	4,850	
June	5,501	

**QUALITY**

	Contract Quantity	Contract Base Number	Contract *	Region	England
% of all assessments that were assess and fit appliances (rolling 12 month period)	267	390	68.5%	53.0%	54.1%
% of all assessments that were assess and refuse (rolling 12 month period)	34	390	8.7%	11.7%	12.4%
% of all assessments that were assess and review (rolling 12 month period)	89	390	22.8%	35.3%	33.5%
% of terminated courses where treatment was abandoned or discontinued (rolling 12 month period)	23	261	8.8%	8.5%	7.2%
% of completed treatments indicating that PAR score was taken (year to date)	39	144	27.1%	58.7%	58.9%
Rate of removable appliances per 100 fixed appliances - proposed treatment (rolling 12 month period)	162	519	31.21	6.99	5.66
Rate of removable appliances per 100 fixed appliances - completed treatment (rolling 12 month period)	53	454	11.67	6.41	4.88
% of courses of treatment with removable appliances only - proposed treatment (rolling 12 month period)	4	267	1.5%	2.5%	2.1%
% of courses of treatment with removable appliances only - completed treatment (rolling 12 month period)	5	238	2.1%	1.8%	1.5%
% of patients satisfied with the treatment they have received (rolling 12 month period)	6	6	100.0%	95.6%	95.7%

\* Figures in italics indicate that the base number is less than 100.



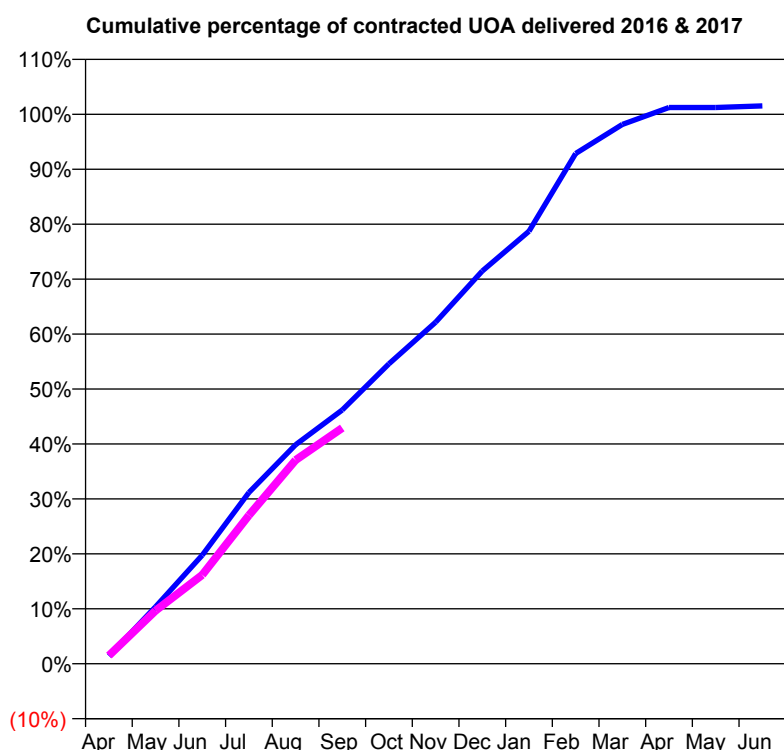
**Q58 - Vital Signs Orthodontic At a Glance Contract Report for 186872/0005 - September 2016**

Name or company name	ORTHOWORLD 2000 LTD
Contract type name	PDS Contract
Purpose of contract	Orthodontic
Contract start date	01/04/2006
Contract end date	31/03/2018

16/17 Contracted general activity (UDA)	0
Carry forward general activity (UDA)	0
16/17 Contracted orthodontic activity (UOA)	7,225
Carry forward orthodontic activity (UOA)	0
Baseline contract value	£484,216.74

**ACCESS**

	Contract	England and Wales
24 month ratio of assessments to patient IDs	1.06	1.10

**ACTIVITY**


Month	Adjusted Scheduled Activity (UOA)	
	2016	2017
April	102	107
May	750	698
June	1,428	1,168
July	2,252	1,953
August	2,881	2,678
September	3,337	3,100
October	3,944	
November	4,492	
December	5,164	
January	5,688	
February	6,710	
March	7,091	
April	7,315	
May	7,315	
June	7,336	

**QUALITY**

	Contract Quantity	Contract Base Number	Contract *	Region	England
% of all assessments that were assess and fit appliances (rolling 12 month period)	333	579	57.5%	53.0%	54.1%
% of all assessments that were assess and refuse (rolling 12 month period)	72	579	12.4%	11.7%	12.4%
% of all assessments that were assess and review (rolling 12 month period)	174	579	30.1%	35.3%	33.5%
% of terminated courses where treatment was abandoned or discontinued (rolling 12 month period)	11	340	3.2%	8.5%	7.2%
% of completed treatments indicating that PAR score was taken (year to date)	37	166	22.3%	58.7%	58.9%
Rate of removable appliances per 100 fixed appliances - proposed treatment (rolling 12 month period)	10	648	1.54	6.99	5.66
Rate of removable appliances per 100 fixed appliances - completed treatment (rolling 12 month period)	8	641	1.25	6.41	4.88
% of courses of treatment with removable appliances only - proposed treatment (rolling 12 month period)	4	333	1.2%	2.5%	2.1%
% of courses of treatment with removable appliances only - completed treatment (rolling 12 month period)	5	329	1.5%	1.8%	1.5%
% of patients satisfied with the treatment they have received (rolling 12 month period)	7	9	77.8%	95.6%	95.7%

\* Figures in italics indicate that the base number is less than 100.

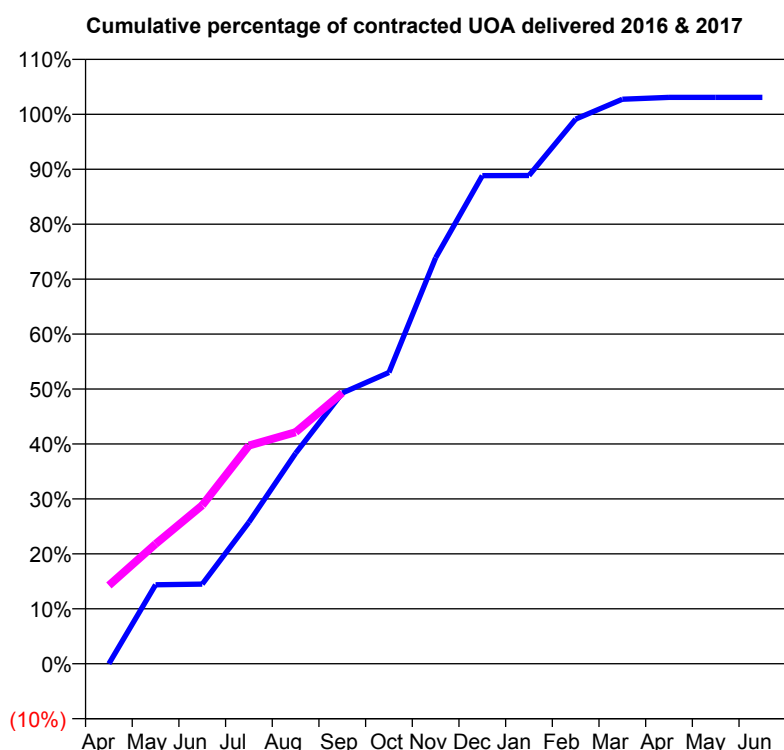
**Q58 - Vital Signs Orthodontic At a Glance Contract Report for 187402/0003 - September 2016**

Name or company name	Moopen Dental Care
Contract type name	GDS Contract
Purpose of contract	General and Orthodontic
Contract start date	01/02/2015
Contract end date	

16/17 Contracted general activity (UDA)	44,871
Carry forward general activity (UDA)	0
16/17 Contracted orthodontic activity (UOA)	2,926
Carry forward orthodontic activity (UOA)	0
Baseline contract value	£1,398,573.89

**ACCESS**

	Contract	England and Wales
24 month ratio of assessments to patient IDs	1.13	1.10

**ACTIVITY**


Month	Adjusted Scheduled Activity (UOA)	
	2016	2017
April	0	417
May	421	638
June	424	844
July	754	1,162
August	1,121	1,233
September	1,442	1,443
October	1,551	
November	2,162	
December	2,599	
January	2,600	
February	2,900	
March	3,006	
April	3,016	
May	3,016	
June	3,016	

**QUALITY**

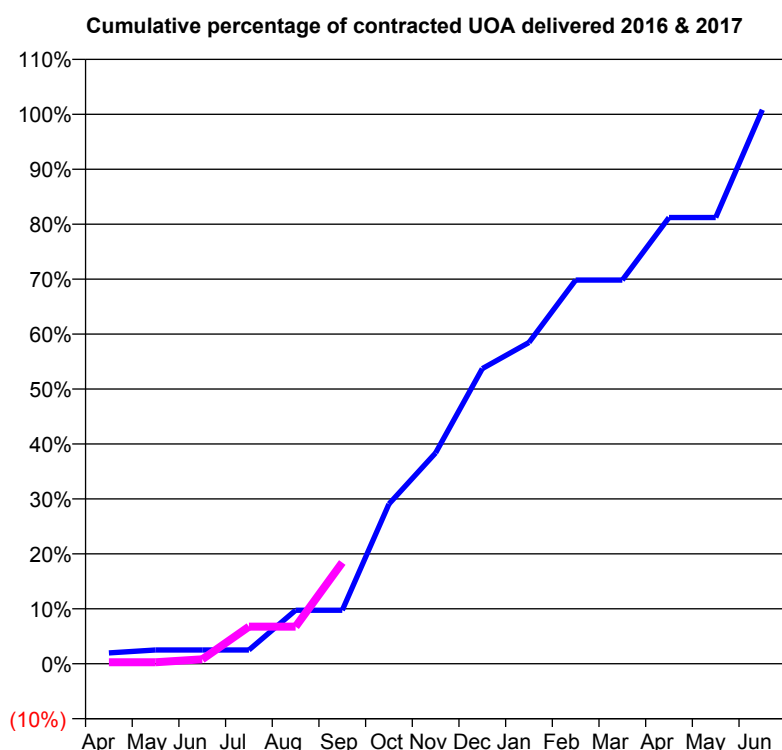
	Contract Quantity	Contract Base Number	Contract *	Region	England
% of all assessments that were assess and fit appliances (rolling 12 month period)	134	357	37.5%	53.0%	54.1%
% of all assessments that were assess and refuse (rolling 12 month period)	38	357	10.6%	11.7%	12.4%
% of all assessments that were assess and review (rolling 12 month period)	185	357	51.8%	35.3%	33.5%
% of terminated courses where treatment was abandoned or discontinued (rolling 12 month period)	10	171	5.8%	8.5%	7.2%
% of completed treatments indicating that PAR score was taken (year to date)	67	71	94.4%	58.7%	58.9%
Rate of removable appliances per 100 fixed appliances - proposed treatment (rolling 12 month period)	21	243	8.64	6.99	5.66
Rate of removable appliances per 100 fixed appliances - completed treatment (rolling 12 month period)	0	0	N/A	6.41	4.88
% of courses of treatment with removable appliances only - proposed treatment (rolling 12 month period)	1	134	0.7%	2.5%	2.1%
% of courses of treatment with removable appliances only - completed treatment (rolling 12 month period)	0	161	0.0%	1.8%	1.5%
% of patients satisfied with the treatment they have received (rolling 12 month period)	3	3	100.0%	95.6%	95.7%

\* Figures in italics indicate that the base number is less than 100.

**Q58 - Vital Signs Orthodontic At a Glance Contract Report for 187801/0002 - September 2016**

Name or company name	Cheyne Walk	16/17 Contracted general activity (UDA)	0
Contract type name	PDS Contract	Carry forward general activity (UDA)	0
Purpose of contract	Orthodontic	16/17 Contracted orthodontic activity (UOA)	8,135
Contract start date	08/08/2007	Carry forward orthodontic activity (UOA)	0
Contract end date	31/03/2019	Baseline contract value	£531,380.57

ACCESS	Contract	England and Wales
24 month ratio of assessments to patient IDs	1.04	1.10

**ACTIVITY**


Month	Adjusted Scheduled Activity (UOA)	
	2016	2017
April	161	22
May	205	22
June	205	66
July	205	549
August	792	549
September	792	1,500
October	2,366	
November	3,123	
December	4,369	
January	4,756	
February	5,680	
March	5,680	
April	6,606	
May	6,606	
June	8,202	

**QUALITY**

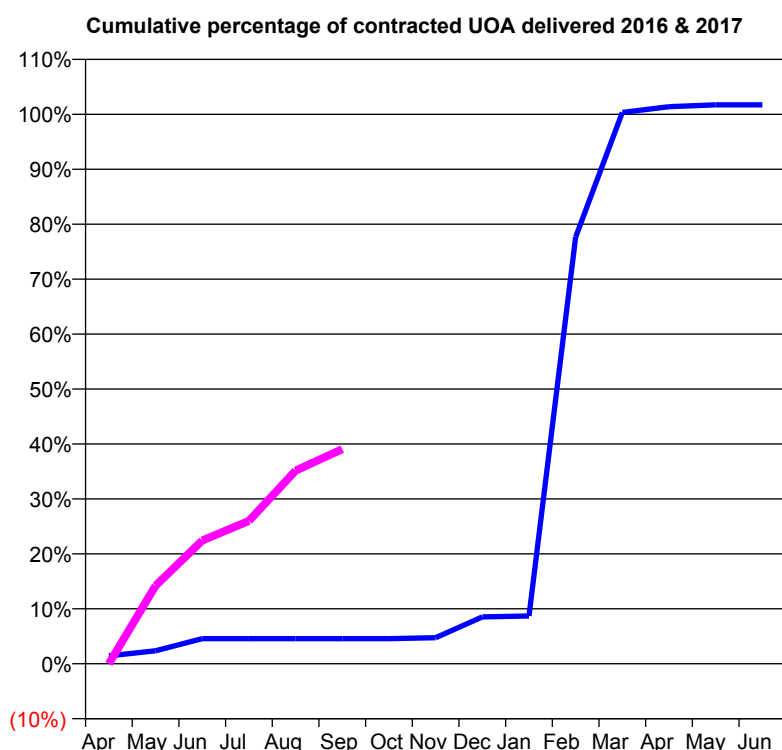
	Contract Quantity	Contract Base Number	Contract *	Region	England
% of all assessments that were assess and fit appliances (rolling 12 month period)	427	498	85.7%	53.0%	54.1%
% of all assessments that were assess and refuse (rolling 12 month period)	30	498	6.0%	11.7%	12.4%
% of all assessments that were assess and review (rolling 12 month period)	41	498	8.2%	35.3%	33.5%
% of terminated courses where treatment was abandoned or discontinued (rolling 12 month period)	7	158	4.4%	8.5%	7.2%
% of completed treatments indicating that PAR score was taken (year to date)	5	90	5.6%	58.7%	58.9%
Rate of removable appliances per 100 fixed appliances - proposed treatment (rolling 12 month period)	25	447	5.59	6.99	5.66
Rate of removable appliances per 100 fixed appliances - completed treatment (rolling 12 month period)	0	63	0.00	6.41	4.88
% of courses of treatment with removable appliances only - proposed treatment (rolling 12 month period)	0	427	0.0%	2.5%	2.1%
% of courses of treatment with removable appliances only - completed treatment (rolling 12 month period)	0	151	0.0%	1.8%	1.5%
% of patients satisfied with the treatment they have received (rolling 12 month period)	10	13	76.9%	95.6%	95.7%

\* Figures in italics indicate that the base number is less than 100.

**Q58 - Vital Signs Orthodontic At a Glance Contract Report for 188093/0001 - September 2016**

Name or company name	Inline Orthodontics	16/17 Contracted general activity (UDA)	0
Contract type name	PDS Contract	Carry forward general activity (UDA)	0
Purpose of contract	Orthodontic	16/17 Contracted orthodontic activity (UOA)	12,238
Contract start date	01/10/2014	Carry forward orthodontic activity (UOA)	0
Contract end date	31/03/2018	Baseline contract value	£793,553.00

ACCESS	Contract	England and Wales
24 month ratio of assessments to patient IDs	1.16	1.10

**ACTIVITY**


Month	Adjusted Scheduled Activity (UOA)	
	2016	2017
April	176	0
May	290	1,740
June	561	2,746
July	561	3,182
August	561	4,302
September	561	4,779
October	561	
November	582	
December	1,044	
January	1,066	
February	9,504	
March	12,278	
April	12,405	
May	12,448	
June	12,448	

QUALITY	Contract Quantity	Contract Base Number	Contract *	Region	England
% of all assessments that were assess and fit appliances (rolling 12 month period)	911	1,154	78.9%	53.0%	54.1%
% of all assessments that were assess and refuse (rolling 12 month period)	171	1,154	14.8%	11.7%	12.4%
% of all assessments that were assess and review (rolling 12 month period)	72	1,154	6.2%	35.3%	33.5%
% of terminated courses where treatment was abandoned or discontinued (rolling 12 month period)	66	478	13.8%	8.5%	7.2%
% of completed treatments indicating that PAR score was taken (year to date)	0	285	0.0%	58.7%	58.9%
Rate of removable appliances per 100 fixed appliances - proposed treatment (rolling 12 month period)	10	1,754	0.57	6.99	5.66
Rate of removable appliances per 100 fixed appliances - completed treatment (rolling 12 month period)	33	740	4.46	6.41	4.88
% of courses of treatment with removable appliances only - proposed treatment (rolling 12 month period)	4	911	0.4%	2.5%	2.1%
% of courses of treatment with removable appliances only - completed treatment (rolling 12 month period)	16	412	3.9%	1.8%	1.5%
% of patients satisfied with the treatment they have received (rolling 12 month period)	15	16	93.8%	95.6%	95.7%

\* Figures in italics indicate that the base number is less than 100.

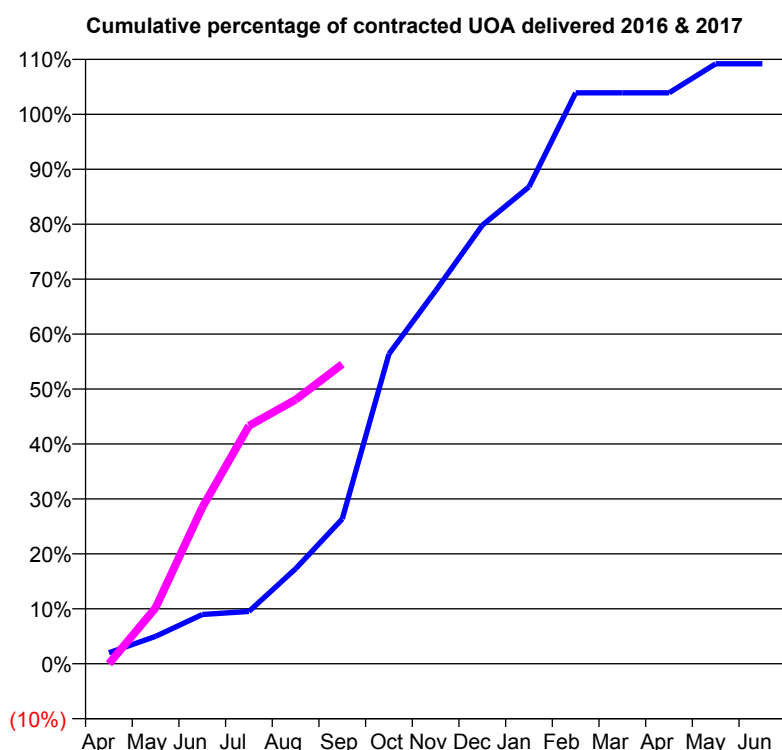
**Q58 - Vital Signs Orthodontic At a Glance Contract Report for 192961/0001 - September 2016**

Name or company name	Mrs P Hadj-Bagheri, Mr M Eyrumlu and Mr
Contract type name	GDS Contract
Purpose of contract	Orthodontic
Contract start date	01/12/2014
Contract end date	

16/17 Contracted general activity (UDA)	0
Carry forward general activity (UDA)	0
16/17 Contracted orthodontic activity (UOA)	4,500
Carry forward orthodontic activity (UOA)	0
Baseline contract value	£270,610.47

**ACCESS**

	Contract	England and Wales
24 month ratio of assessments to patient IDs	1.13	1.10

**ACTIVITY**


Month	Adjusted Scheduled Activity (UOA)	
	2016	2017
April	90	0
May	224	458
June	403	1,280
July	429	1,949
August	778	2,163
September	1,186	2,453
October	2,537	
November	3,055	
December	3,591	
January	3,906	
February	4,675	
March	4,675	
April	4,675	
May	4,913	
June	4,913	

**QUALITY**

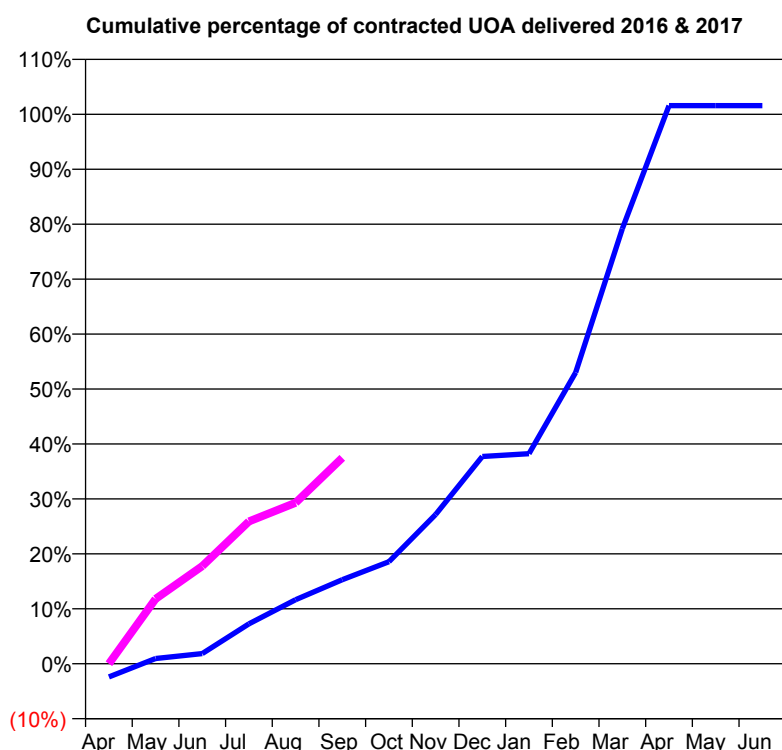
	Contract Quantity	Contract Base Number	Contract *	Region	England
% of all assessments that were assess and fit appliances (rolling 12 month period)	300	397	75.6%	53.0%	54.1%
% of all assessments that were assess and refuse (rolling 12 month period)	5	397	1.3%	11.7%	12.4%
% of all assessments that were assess and review (rolling 12 month period)	92	397	23.2%	35.3%	33.5%
% of terminated courses where treatment was abandoned or discontinued (rolling 12 month period)	0	0	N/A	8.5%	7.2%
% of completed treatments indicating that PAR score was taken (year to date)	0	0	N/A	58.7%	58.9%
Rate of removable appliances per 100 fixed appliances - proposed treatment (rolling 12 month period)	1	267	0.37	6.99	5.66
Rate of removable appliances per 100 fixed appliances - completed treatment (rolling 12 month period)	0	0	N/A	6.41	4.88
% of courses of treatment with removable appliances only - proposed treatment (rolling 12 month period)	1	300	0.3%	2.5%	2.1%
% of courses of treatment with removable appliances only - completed treatment (rolling 12 month period)	0	0	N/A	1.8%	1.5%
% of patients satisfied with the treatment they have received (rolling 12 month period)	3	4	75.0%	95.6%	95.7%

\* Figures in italics indicate that the base number is less than 100.

**Q58 - Vital Signs Orthodontic At a Glance Contract Report for 196355/0001 - September 2016**

Name or company name	Ortho-Tek Limited	16/17 Contracted general activity (UDA)	0
Contract type name	PDS Contract	Carry forward general activity (UDA)	0
Purpose of contract	Orthodontic	16/17 Contracted orthodontic activity (UOA)	1,896
Contract start date	01/04/2009	Carry forward orthodontic activity (UOA)	0
Contract end date	31/03/2018	Baseline contract value	£116,889.72

ACCESS	Contract	England and Wales
24 month ratio of assessments to patient IDs	1.07	1.10

**ACTIVITY**


Month	Adjusted Scheduled Activity (UOA)	
	2016	2017
April	-46	0
May	18	224
June	35	337
July	138	491
August	221	556
September	290	711
October	352	
November	515	
December	715	
January	725	
February	1,005	
March	1,501	
April	1,926	
May	1,926	
June	1,926	

QUALITY	Contract Quantity	Contract Base Number	Contract *	Region	England
% of all assessments that were assess and fit appliances (rolling 12 month period)	109	267	40.8%	53.0%	54.1%
% of all assessments that were assess and refuse (rolling 12 month period)	49	267	18.4%	11.7%	12.4%
% of all assessments that were assess and review (rolling 12 month period)	109	267	40.8%	35.3%	33.5%
% of terminated courses where treatment was abandoned or discontinued (rolling 12 month period)	14	174	8.0%	8.5%	7.2%
% of completed treatments indicating that PAR score was taken (year to date)	31	76	40.8%	58.7%	58.9%
Rate of removable appliances per 100 fixed appliances - proposed treatment (rolling 12 month period)	2	207	0.97	6.99	5.66
Rate of removable appliances per 100 fixed appliances - completed treatment (rolling 12 month period)	2	312	0.64	6.41	4.88
% of courses of treatment with removable appliances only - proposed treatment (rolling 12 month period)	1	109	0.9%	2.5%	2.1%
% of courses of treatment with removable appliances only - completed treatment (rolling 12 month period)	1	160	0.6%	1.8%	1.5%
% of patients satisfied with the treatment they have received (rolling 12 month period)	7	8	87.5%	95.6%	95.7%

\* Figures in italics indicate that the base number is less than 100.

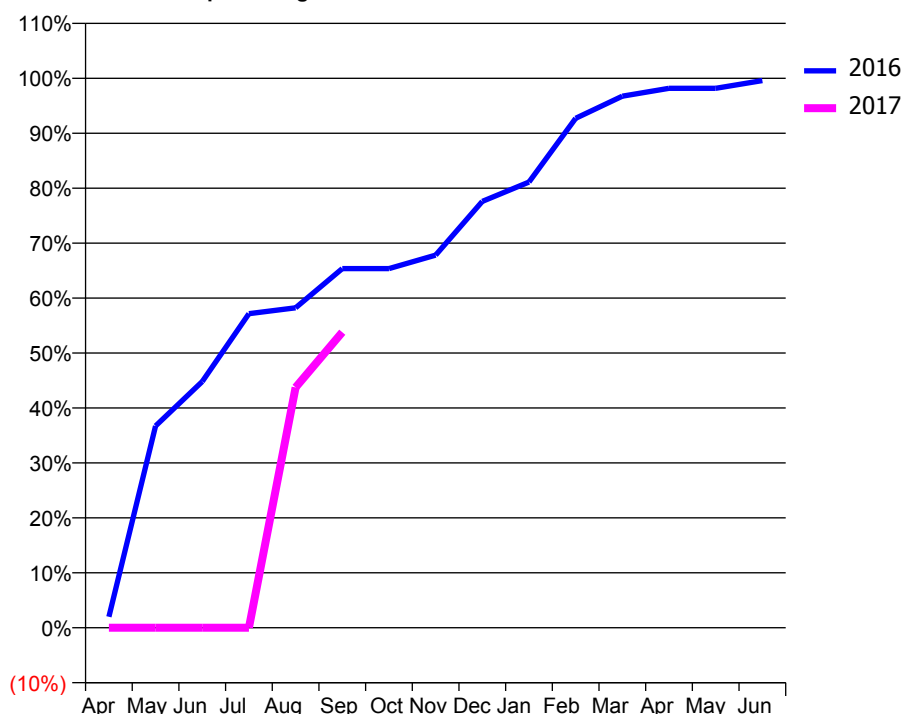
**Q58 - Vital Signs Orthodontic At a Glance Contract Report for 197726/0001 - September 2016**

Name or company name	The Tomlinson Avenue Orodontic Centre Lt
Contract type name	PDS Contract
Purpose of contract	Orthodontic
Contract start date	15/12/2010
Contract end date	31/03/2018

16/17 Contracted general activity (UDA)	0
Carry forward general activity (UDA)	0
16/17 Contracted orthodontic activity (UOA)	2,937
Carry forward orthodontic activity (UOA)	0
Baseline contract value	£164,620.56

**ACCESS**

	Contract	England and Wales
24 month ratio of assessments to patient IDs	1.02	1.10

**ACTIVITY**
**Cumulative percentage of contracted UOA delivered 2016 & 2017**

**Adjusted Scheduled Activity (UOA)**

Month	2016	2017
April	59	0
May	1,079	0
June	1,316	0
July	1,679	0
August	1,710	1,285
September	1,920	1,580
October	1,920	
November	1,992	
December	2,279	
January	2,382	
February	2,723	
March	2,841	
April	2,883	
May	2,883	
June	2,925	

**QUALITY**

	Contract Quantity	Contract Base Number	Contract *	Region	England
% of all assessments that were assess and fit appliances (rolling 12 month period)	119	223	53.4%	53.0%	54.1%
% of all assessments that were assess and refuse (rolling 12 month period)	26	223	11.7%	11.7%	12.4%
% of all assessments that were assess and review (rolling 12 month period)	78	223	35.0%	35.3%	33.5%
% of terminated courses where treatment was abandoned or discontinued (rolling 12 month period)	1	68	1.5%	8.5%	7.2%
% of completed treatments indicating that PAR score was taken (year to date)	11	36	30.6%	58.7%	58.9%
Rate of removable appliances per 100 fixed appliances - proposed treatment (rolling 12 month period)	6	237	2.53	6.99	5.66
Rate of removable appliances per 100 fixed appliances - completed treatment (rolling 12 month period)	5	128	3.91	6.41	4.88
% of courses of treatment with removable appliances only - proposed treatment (rolling 12 month period)	0	119	0.0%	2.5%	2.1%
% of courses of treatment with removable appliances only - completed treatment (rolling 12 month period)	0	67	0.0%	1.8%	1.5%
% of patients satisfied with the treatment they have received (rolling 12 month period)	0	1	0.0%	95.6%	95.7%

\* Figures in italics indicate that the base number is less than 100.

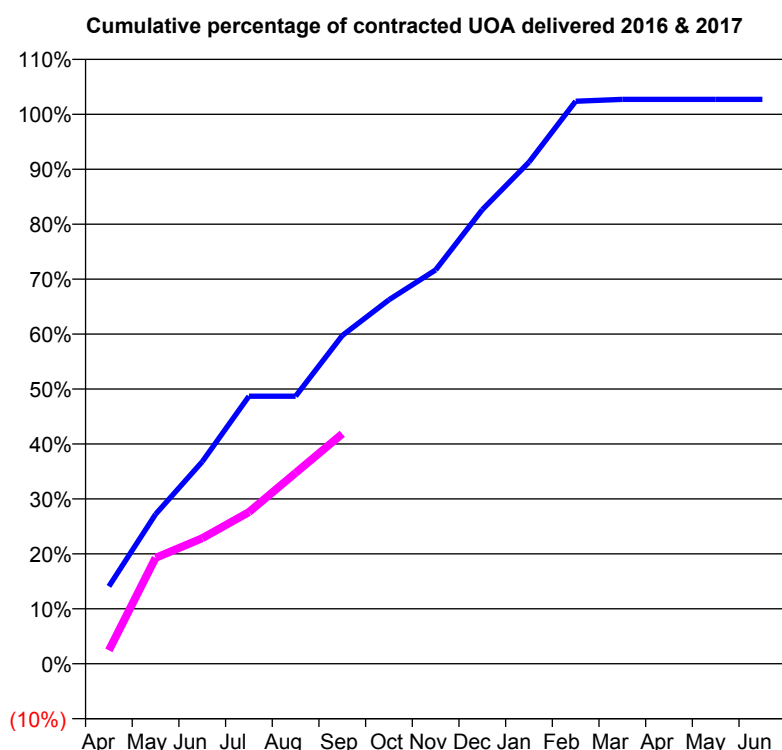
**Q58 - Vital Signs Orthodontic At a Glance Contract Report for 197874/0001 - September 2016**

Name or company name	Oradi Ltd
Contract type name	Pilot Contract
Purpose of contract	General and Orthodontic
Contract start date	01/04/2008
Contract end date	

16/17 Contracted general activity (UDA)	47,659
Carry forward general activity (UDA)	0
16/17 Contracted orthodontic activity (UOA)	1,768
Carry forward orthodontic activity (UOA)	0
Baseline contract value	£1,391,200.28

**ACCESS**

	Contract	England and Wales
24 month ratio of assessments to patient IDs	1.03	1.10

**ACTIVITY**


Month	Adjusted Scheduled Activity (UOA)	
	2016	2017
April	249	43
May	481	341
June	650	404
July	861	488
August	861	614
September	1,056	740
October	1,171	
November	1,267	
December	1,461	
January	1,614	
February	1,810	
March	1,816	
April	1,816	
May	1,816	
June	1,816	

**QUALITY**

	Contract Quantity	Contract Base Number	Contract *	Region	England
% of all assessments that were assess and fit appliances (rolling 12 month period)	69	121	57.0%	53.0%	54.1%
% of all assessments that were assess and refuse (rolling 12 month period)	12	121	9.9%	11.7%	12.4%
% of all assessments that were assess and review (rolling 12 month period)	40	121	33.1%	35.3%	33.5%
% of terminated courses where treatment was abandoned or discontinued (rolling 12 month period)	5	48	10.4%	8.5%	7.2%
% of completed treatments indicating that PAR score was taken (year to date)	30	32	93.8%	58.7%	58.9%
Rate of removable appliances per 100 fixed appliances - proposed treatment (rolling 12 month period)	0	135	0.00	6.99	5.66
Rate of removable appliances per 100 fixed appliances - completed treatment (rolling 12 month period)	0	85	0.00	6.41	4.88
% of courses of treatment with removable appliances only - proposed treatment (rolling 12 month period)	0	69	0.0%	2.5%	2.1%
% of courses of treatment with removable appliances only - completed treatment (rolling 12 month period)	0	43	0.0%	1.8%	1.5%
% of patients satisfied with the treatment they have received (rolling 12 month period)	5	5	100.0%	95.6%	95.7%

\* Figures in italics indicate that the base number is less than 100.



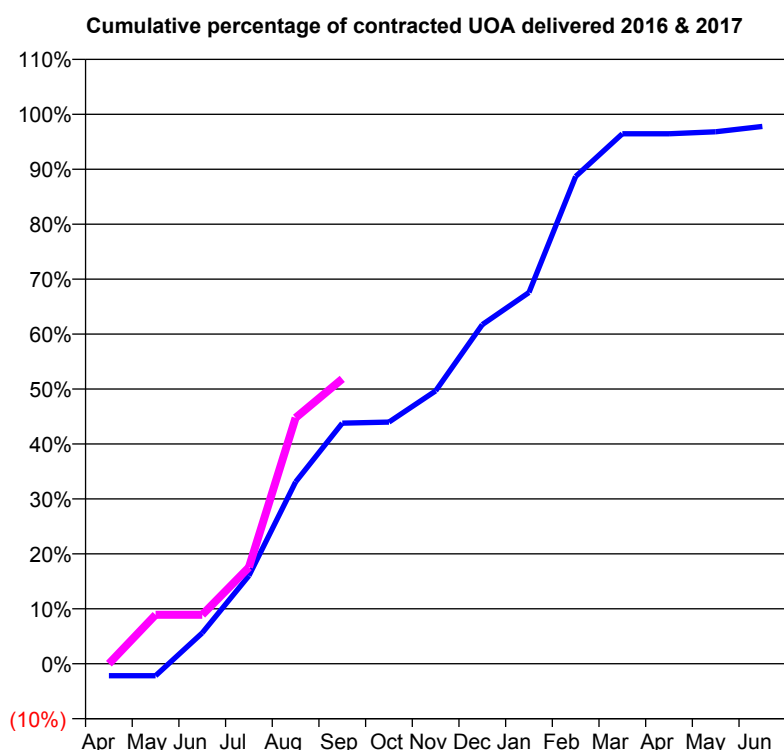
**Q58 - Vital Signs Orthodontic At a Glance Contract Report for 199761/0001 - September 2016**

Name or company name	Watford Orthodontics Limited
Contract type name	PDS Contract
Purpose of contract	Orthodontic
Contract start date	01/04/2009
Contract end date	31/03/2018

16/17 Contracted general activity (UDA)	0
Carry forward general activity (UDA)	0
16/17 Contracted orthodontic activity (UOA)	11,015
Carry forward orthodontic activity (UOA)	0
Baseline contract value	£680,346.69

**ACCESS**

	Contract	England and Wales
24 month ratio of assessments to patient IDs	1.05	1.10

**ACTIVITY**


Month	Adjusted Scheduled Activity (UOA)	
	2016	2017
April	-243	0
May	-243	983
June	619	983
July	1,766	1,934
August	3,644	4,931
September	4,824	5,712
October	4,845	
November	5,472	
December	6,799	
January	7,443	
February	9,769	
March	10,623	
April	10,623	
May	10,665	
June	10,771	

**QUALITY**

	Contract Quantity	Contract Base Number	Contract *	Region	England
% of all assessments that were assess and fit appliances (rolling 12 month period)	546	924	59.1%	53.0%	54.1%
% of all assessments that were assess and refuse (rolling 12 month period)	100	924	10.8%	11.7%	12.4%
% of all assessments that were assess and review (rolling 12 month period)	278	924	30.1%	35.3%	33.5%
% of terminated courses where treatment was abandoned or discontinued (rolling 12 month period)	8	379	2.1%	8.5%	7.2%
% of completed treatments indicating that PAR score was taken (year to date)	117	176	66.5%	58.7%	58.9%
Rate of removable appliances per 100 fixed appliances - proposed treatment (rolling 12 month period)	81	1,049	7.72	6.99	5.66
Rate of removable appliances per 100 fixed appliances - completed treatment (rolling 12 month period)	45	411	10.95	6.41	4.88
% of courses of treatment with removable appliances only - proposed treatment (rolling 12 month period)	12	546	2.2%	2.5%	2.1%
% of courses of treatment with removable appliances only - completed treatment (rolling 12 month period)	1	371	0.3%	1.8%	1.5%
% of patients satisfied with the treatment they have received (rolling 12 month period)	14	14	100.0%	95.6%	95.7%

\* Figures in italics indicate that the base number is less than 100.

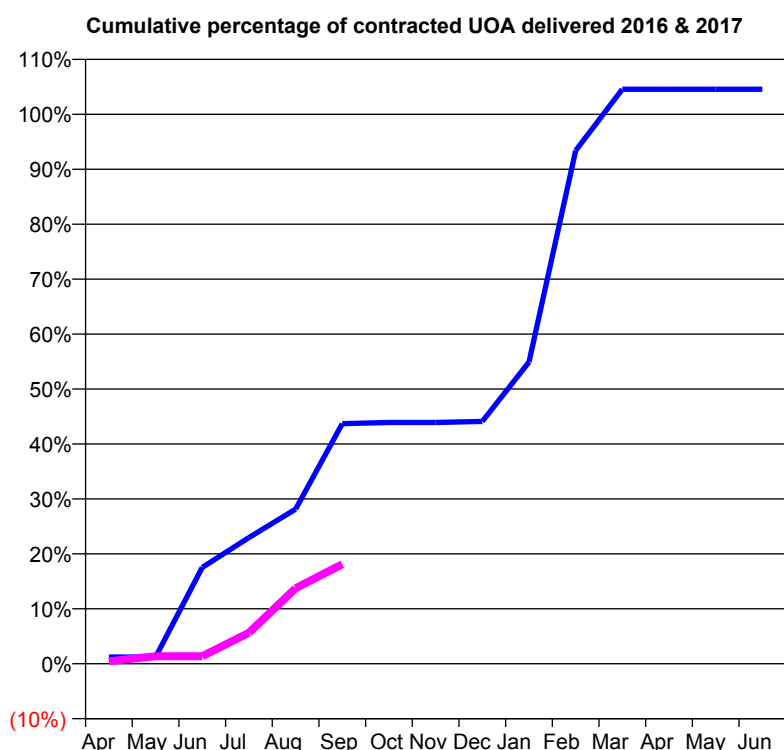
**Q58 - Vital Signs Orthodontic At a Glance Contract Report for 201162/0004 - September 2016**

Name or company name	MR JG MCKEON
Contract type name	GDS Contract
Purpose of contract	Orthodontic
Contract start date	01/04/2010
Contract end date	30/09/2019

16/17 Contracted general activity (UDA)	0
Carry forward general activity (UDA)	0
16/17 Contracted orthodontic activity (UOA)	528
Carry forward orthodontic activity (UOA)	0
Baseline contract value	£34,762.07

**ACCESS**

	Contract	England and Wales
24 month ratio of assessments to patient IDs	1.11	1.10

**ACTIVITY**


Month	Adjusted Scheduled Activity (UOA)	
	2016	2017
April	5	2
May	5	7
June	71	7
July	93	30
August	114	73
September	177	96
October	178	
November	178	
December	179	
January	222	
February	378	
March	423	
April	423	
May	423	
June	423	

**QUALITY**

	Contract Quantity	Contract Base Number	Contract *	Region	England
% of all assessments that were assess and fit appliances (rolling 12 month period)	15	16	93.8%	53.0%	54.1%
% of all assessments that were assess and refuse (rolling 12 month period)	0	16	0.0%	11.7%	12.4%
% of all assessments that were assess and review (rolling 12 month period)	1	16	6.3%	35.3%	33.5%
% of terminated courses where treatment was abandoned or discontinued (rolling 12 month period)	0	18	0.0%	8.5%	7.2%
% of completed treatments indicating that PAR score was taken (year to date)	0	6	0.0%	58.7%	58.9%
Rate of removable appliances per 100 fixed appliances - proposed treatment (rolling 12 month period)	0	16	0.00	6.99	5.66
Rate of removable appliances per 100 fixed appliances - completed treatment (rolling 12 month period)	1	19	5.26	6.41	4.88
% of courses of treatment with removable appliances only - proposed treatment (rolling 12 month period)	0	15	0.0%	2.5%	2.1%
% of courses of treatment with removable appliances only - completed treatment (rolling 12 month period)	1	18	5.6%	1.8%	1.5%
% of patients satisfied with the treatment they have received (rolling 12 month period)	0	0	N/A	95.6%	95.7%

\* Figures in italics indicate that the base number is less than 100.

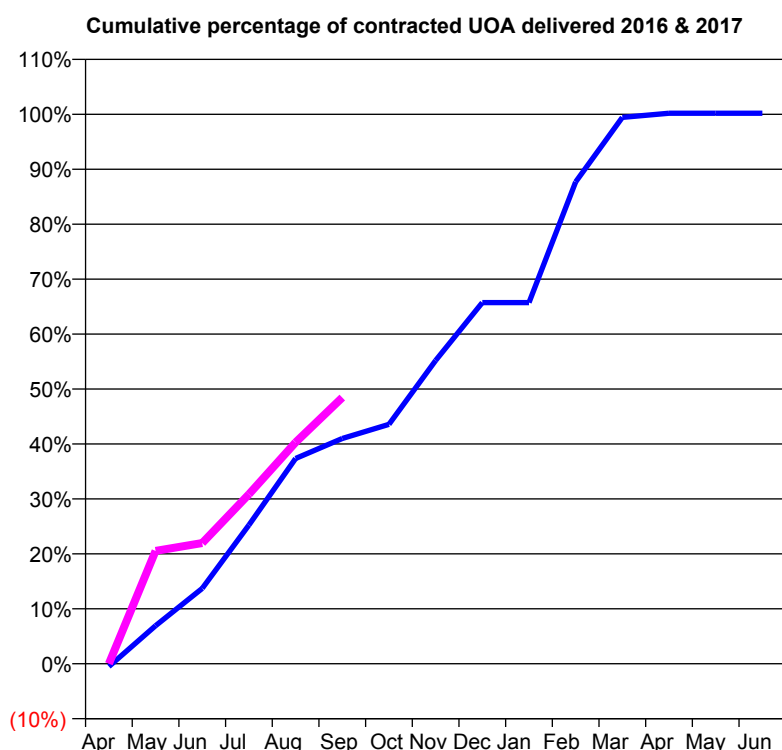
**Q58 - Vital Signs Orthodontic At a Glance Contract Report for 232718/0001 - September 2016**

Name or company name	MR A RUMBAK
Contract type name	PDS Contract
Purpose of contract	Orthodontic
Contract start date	01/04/2006
Contract end date	31/03/2018

16/17 Contracted general activity (UDA)	0
Carry forward general activity (UDA)	0
16/17 Contracted orthodontic activity (UOA)	3,747
Carry forward orthodontic activity (UOA)	0
Baseline contract value	£229,211.99

**ACCESS**

	Contract	England and Wales
24 month ratio of assessments to patient IDs	1.50	1.10

**ACTIVITY**


Month	Adjusted Scheduled Activity (UOA)	
	2016	2017
April	-20	0
May	260	770
June	514	823
July	946	1,156
August	1,400	1,510
September	1,536	1,815
October	1,633	
November	2,068	
December	2,463	
January	2,463	
February	3,286	
March	3,726	
April	3,754	
May	3,754	
June	3,754	

**QUALITY**

	Contract Quantity	Contract Base Number	Contract *	Region	England
% of all assessments that were assess and fit appliances (rolling 12 month period)	167	713	23.4%	53.0%	54.1%
% of all assessments that were assess and refuse (rolling 12 month period)	0	713	0.0%	11.7%	12.4%
% of all assessments that were assess and review (rolling 12 month period)	546	713	76.6%	35.3%	33.5%
% of terminated courses where treatment was abandoned or discontinued (rolling 12 month period)	7	148	4.7%	8.5%	7.2%
% of completed treatments indicating that PAR score was taken (year to date)	0	68	0.0%	58.7%	58.9%
Rate of removable appliances per 100 fixed appliances - proposed treatment (rolling 12 month period)	10	322	3.11	6.99	5.66
Rate of removable appliances per 100 fixed appliances - completed treatment (rolling 12 month period)	0	0	N/A	6.41	4.88
% of courses of treatment with removable appliances only - proposed treatment (rolling 12 month period)	3	167	1.8%	2.5%	2.1%
% of courses of treatment with removable appliances only - completed treatment (rolling 12 month period)	0	141	0.0%	1.8%	1.5%
% of patients satisfied with the treatment they have received (rolling 12 month period)	8	8	100.0%	95.6%	95.7%

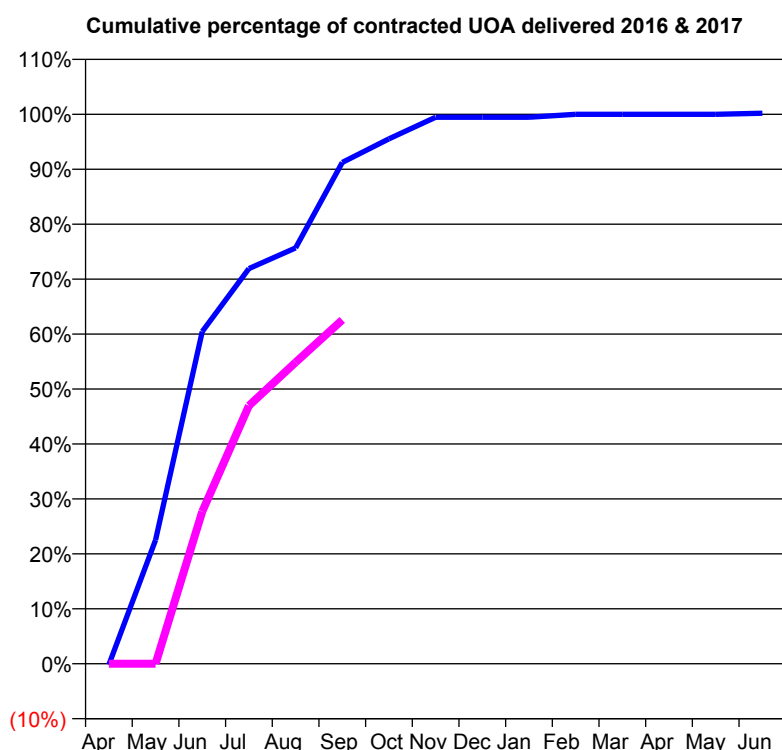
\* Figures in italics indicate that the base number is less than 100.

**Q58 - Vital Signs Orthodontic At a Glance Contract Report for 263605/0003 - September 2016**

Name or company name	MR MD VERNON	16/17 Contracted general activity (UDA)	0
Contract type name	PDS Contract	Carry forward general activity (UDA)	0
Purpose of contract	Orthodontic	16/17 Contracted orthodontic activity (UOA)	545
Contract start date	01/02/2010	Carry forward orthodontic activity (UOA)	0
Contract end date	31/03/2018	Baseline contract value	£33,586.71

**ACCESS**

	Contract	England and Wales
24 month ratio of assessments to patient IDs	1.07	1.10

**ACTIVITY**


Month	Adjusted Scheduled Activity (UOA)	
	2016	2017
April	-1	0
May	126	0
June	338	151
July	402	256
August	423	299
September	510	341
October	534	
November	556	
December	556	
January	556	
February	559	
March	559	
April	559	
May	559	
June	560	

**QUALITY**

	Contract Quantity	Contract Base Number	Contract *	Region	England
% of all assessments that were assess and fit appliances (rolling 12 month period)	18	31	58.1%	53.0%	54.1%
% of all assessments that were assess and refuse (rolling 12 month period)	1	31	3.2%	11.7%	12.4%
% of all assessments that were assess and review (rolling 12 month period)	12	31	38.7%	35.3%	33.5%
% of terminated courses where treatment was abandoned or discontinued (rolling 12 month period)	0	17	0.0%	8.5%	7.2%
% of completed treatments indicating that PAR score was taken (year to date)	0	8	0.0%	58.7%	58.9%
Rate of removable appliances per 100 fixed appliances - proposed treatment (rolling 12 month period)	0	0	N/A	6.99	5.66
Rate of removable appliances per 100 fixed appliances - completed treatment (rolling 12 month period)	15	28	53.57	6.41	4.88
% of courses of treatment with removable appliances only - proposed treatment (rolling 12 month period)	0	18	0.0%	2.5%	2.1%
% of courses of treatment with removable appliances only - completed treatment (rolling 12 month period)	2	17	11.8%	1.8%	1.5%
% of patients satisfied with the treatment they have received (rolling 12 month period)	0	0	N/A	95.6%	95.7%

\* Figures in italics indicate that the base number is less than 100.

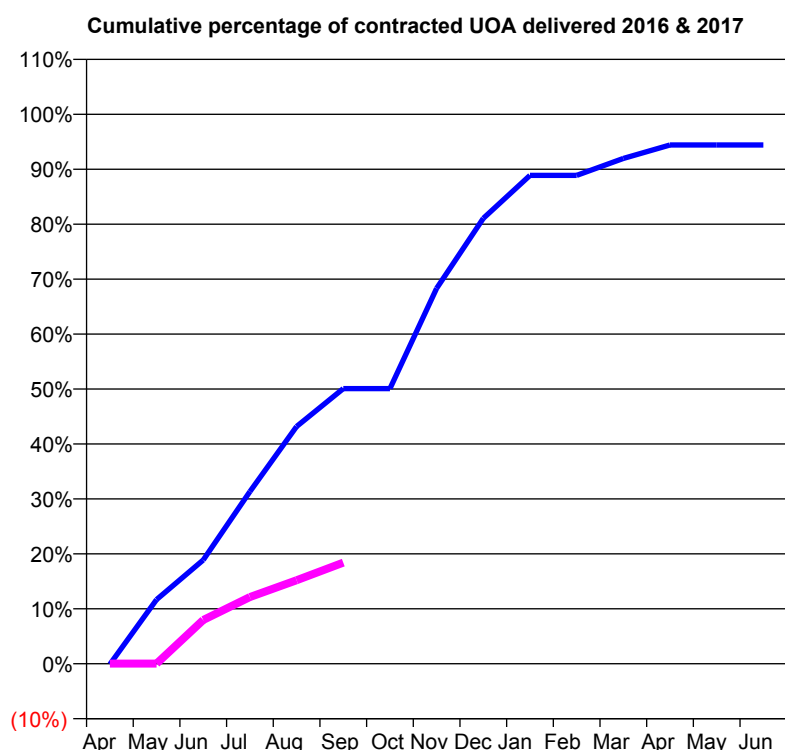
**Q58 - Vital Signs Orthodontic At a Glance Contract Report for 333441/0001 - September 2016**

Name or company name	MRS AA SOYOMBO
Contract type name	PDS Contract
Purpose of contract	Orthodontic
Contract start date	01/04/2006
Contract end date	31/03/2018

16/17 Contracted general activity (UDA)	0
Carry forward general activity (UDA)	0
16/17 Contracted orthodontic activity (UOA)	8,028
Carry forward orthodontic activity (UOA)	0
Baseline contract value	£520,534.21

**ACCESS**

	Contract	England and Wales
24 month ratio of assessments to patient IDs	1.35	1.10

**ACTIVITY**


Month	Adjusted Scheduled Activity (UOA)	
	2016	2017
April	-8	3
May	939	3
June	1,516	640
July	2,516	975
August	3,466	1,221
September	4,021	1,477
October	4,021	
November	5,486	
December	6,508	
January	7,135	
February	7,135	
March	7,382	
April	7,579	
May	7,579	
June	7,580	

**QUALITY**

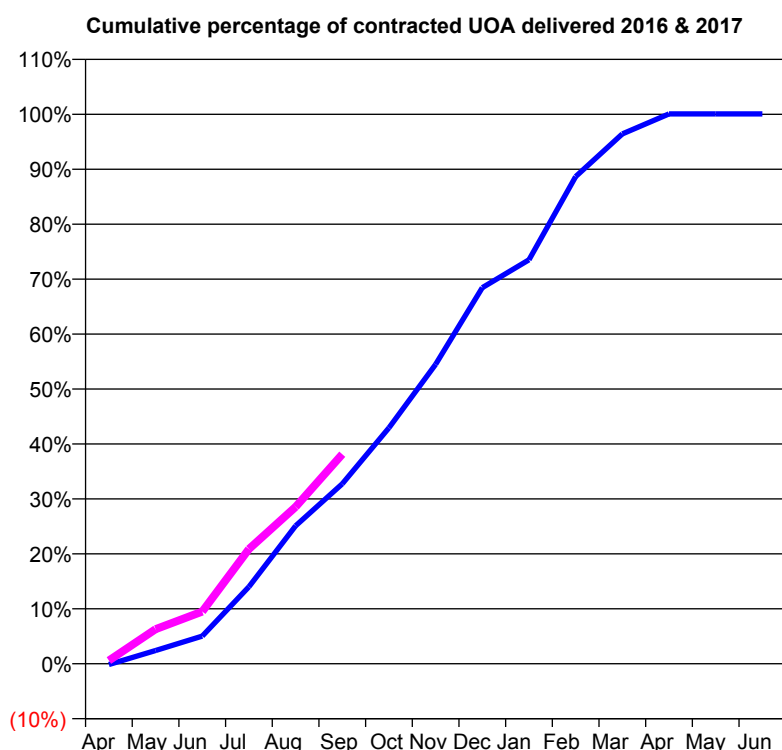
	Contract Quantity	Contract Base Number	Contract *	Region	England
% of all assessments that were assess and fit appliances (rolling 12 month period)	232	958	24.2%	53.0%	54.1%
% of all assessments that were assess and refuse (rolling 12 month period)	67	958	7.0%	11.7%	12.4%
% of all assessments that were assess and review (rolling 12 month period)	659	958	68.8%	35.3%	33.5%
% of terminated courses where treatment was abandoned or discontinued (rolling 12 month period)	24	457	5.3%	8.5%	7.2%
% of completed treatments indicating that PAR score was taken (year to date)	9	263	3.4%	58.7%	58.9%
Rate of removable appliances per 100 fixed appliances - proposed treatment (rolling 12 month period)	2	449	0.45	6.99	5.66
Rate of removable appliances per 100 fixed appliances - completed treatment (rolling 12 month period)	7	844	0.83	6.41	4.88
% of courses of treatment with removable appliances only - proposed treatment (rolling 12 month period)	1	232	0.4%	2.5%	2.1%
% of courses of treatment with removable appliances only - completed treatment (rolling 12 month period)	7	433	1.6%	1.8%	1.5%
% of patients satisfied with the treatment they have received (rolling 12 month period)	8	9	88.9%	95.6%	95.7%

\* Figures in italics indicate that the base number is less than 100.

**Q58 - Vital Signs Orthodontic At a Glance Contract Report for 335460/0001 - September 2016**

Name or company name	MR SF ISMAIL	16/17 Contracted general activity (UDA)	0
Contract type name	PDS Contract	Carry forward general activity (UDA)	0
Purpose of contract	Orthodontic	16/17 Contracted orthodontic activity (UOA)	7,302
Contract start date	01/04/2006	Carry forward orthodontic activity (UOA)	0
Contract end date	31/03/2018	Baseline contract value	£456,603.78

ACCESS	Contract	England and Wales
24 month ratio of assessments to patient IDs	1.07	1.10

**ACTIVITY**


Month	Adjusted Scheduled Activity (UOA)	
	2016	2017
April	-12	44
May	177	460
June	368	693
July	1,024	1,525
August	1,833	2,085
September	2,392	2,785
October	3,135	
November	3,979	
December	4,997	
January	5,369	
February	6,474	
March	7,041	
April	7,306	
May	7,306	
June	7,306	

QUALITY	Contract Quantity	Contract Base Number	Contract *	Region	England
% of all assessments that were assess and fit appliances (rolling 12 month period)	350	865	40.5%	53.0%	54.1%
% of all assessments that were assess and refuse (rolling 12 month period)	123	865	14.2%	11.7%	12.4%
% of all assessments that were assess and review (rolling 12 month period)	392	865	45.3%	35.3%	33.5%
% of terminated courses where treatment was abandoned or discontinued (rolling 12 month period)	27	325	8.3%	8.5%	7.2%
% of completed treatments indicating that PAR score was taken (year to date)	72	148	48.6%	58.7%	58.9%
Rate of removable appliances per 100 fixed appliances - proposed treatment (rolling 12 month period)	89	688	12.94	6.99	5.66
Rate of removable appliances per 100 fixed appliances - completed treatment (rolling 12 month period)	88	561	15.69	6.41	4.88
% of courses of treatment with removable appliances only - proposed treatment (rolling 12 month period)	6	350	1.7%	2.5%	2.1%
% of courses of treatment with removable appliances only - completed treatment (rolling 12 month period)	16	298	5.4%	1.8%	1.5%
% of patients satisfied with the treatment they have received (rolling 12 month period)	7	7	100.0%	95.6%	95.7%

\* Figures in italics indicate that the base number is less than 100.

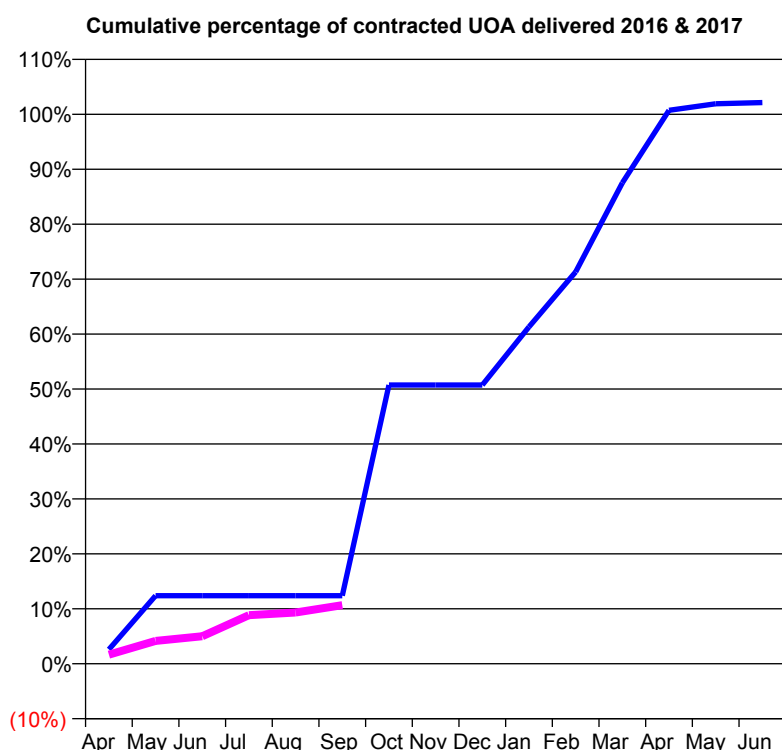
**Q58 - Vital Signs Orthodontic At a Glance Contract Report for 363456/0002 - September 2016**

Name or company name	MR RS BALLARD
Contract type name	GDS Contract
Purpose of contract	Orthodontic
Contract start date	01/04/2006
Contract end date	

16/17 Contracted general activity (UDA)	0
Carry forward general activity (UDA)	0
16/17 Contracted orthodontic activity (UOA)	600
Carry forward orthodontic activity (UOA)	0
Baseline contract value	£39,550.73

**ACCESS**

	Contract	England and Wales
24 month ratio of assessments to patient IDs	1.20	1.10

**ACTIVITY**


Month	Adjusted Scheduled Activity (UOA)	
	2016	2017
April	13	10
May	62	25
June	62	30
July	62	53
August	62	56
September	62	64
October	254	
November	254	
December	254	
January	307	
February	357	
March	438	
April	504	
May	510	
June	511	

**QUALITY**

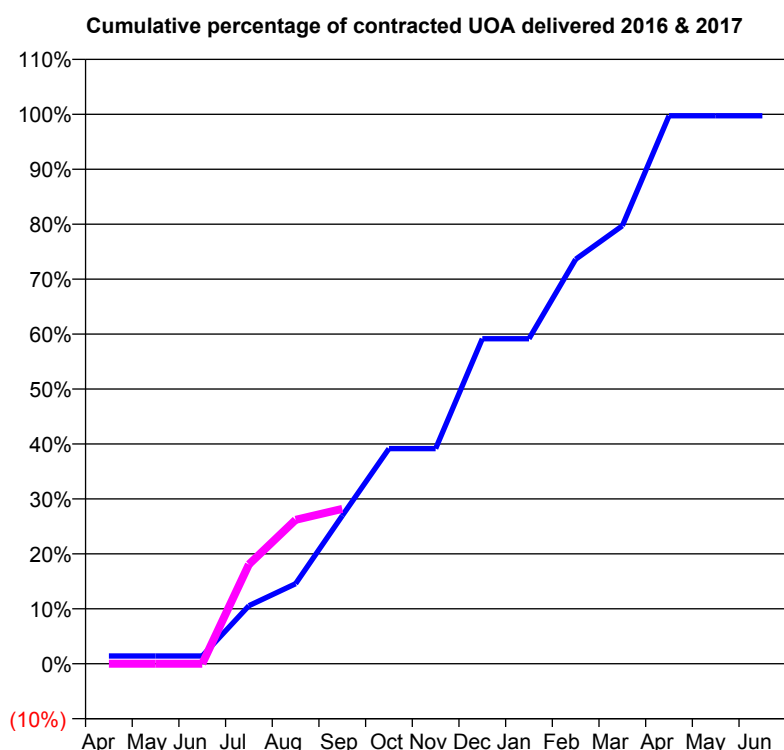
	Contract Quantity	Contract Base Number	Contract *	Region	England
% of all assessments that were assess and fit appliances (rolling 12 month period)	17	172	9.9%	53.0%	54.1%
% of all assessments that were assess and refuse (rolling 12 month period)	5	172	2.9%	11.7%	12.4%
% of all assessments that were assess and review (rolling 12 month period)	150	172	87.2%	35.3%	33.5%
% of terminated courses where treatment was abandoned or discontinued (rolling 12 month period)	0	12	0.0%	8.5%	7.2%
% of completed treatments indicating that PAR score was taken (year to date)	0	0	N/A	58.7%	58.9%
Rate of removable appliances per 100 fixed appliances - proposed treatment (rolling 12 month period)	2	8	25.00	6.99	5.66
Rate of removable appliances per 100 fixed appliances - completed treatment (rolling 12 month period)	0	12	0.00	6.41	4.88
% of courses of treatment with removable appliances only - proposed treatment (rolling 12 month period)	2	17	11.8%	2.5%	2.1%
% of courses of treatment with removable appliances only - completed treatment (rolling 12 month period)	0	12	0.0%	1.8%	1.5%
% of patients satisfied with the treatment they have received (rolling 12 month period)	1	2	50.0%	95.6%	95.7%

\* Figures in italics indicate that the base number is less than 100.

**Q58 - Vital Signs Orthodontic At a Glance Contract Report for 573949/0001 - September 2016**

Name or company name	MR IJ DIBBLE	16/17 Contracted general activity (UDA)	4,055
Contract type name	GDS Contract	Carry forward general activity (UDA)	0
Purpose of contract	General and Orthodontic	16/17 Contracted orthodontic activity (UOA)	1,050
Contract start date	01/04/2006	Carry forward orthodontic activity (UOA)	0
Contract end date		Baseline contract value	£213,179.99

ACCESS	Contract	England and Wales
24 month ratio of assessments to patient IDs	1.01	1.10

**ACTIVITY**


Month	Adjusted Scheduled Activity (UOA)	
	2016	2017
April	15	0
May	15	0
June	15	0
July	111	190
August	153	275
September	283	296
October	411	
November	411	
December	621	
January	621	
February	773	
March	837	
April	1,047	
May	1,047	
June	1,047	

**QUALITY**

	Contract Quantity	Contract Base Number	Contract *	Region	England
% of all assessments that were assess and fit appliances (rolling 12 month period)	51	55	92.7%	53.0%	54.1%
% of all assessments that were assess and refuse (rolling 12 month period)	2	55	3.6%	11.7%	12.4%
% of all assessments that were assess and review (rolling 12 month period)	2	55	3.6%	35.3%	33.5%
% of terminated courses where treatment was abandoned or discontinued (rolling 12 month period)	1	28	3.6%	8.5%	7.2%
% of completed treatments indicating that PAR score was taken (year to date)	16	16	100.0%	58.7%	58.9%
Rate of removable appliances per 100 fixed appliances - proposed treatment (rolling 12 month period)	0	0	N/A	6.99	5.66
Rate of removable appliances per 100 fixed appliances - completed treatment (rolling 12 month period)	0	0	N/A	6.41	4.88
% of courses of treatment with removable appliances only - proposed treatment (rolling 12 month period)	0	51	0.0%	2.5%	2.1%
% of courses of treatment with removable appliances only - completed treatment (rolling 12 month period)	0	27	0.0%	1.8%	1.5%
% of patients satisfied with the treatment they have received (rolling 12 month period)	1	1	100.0%	95.6%	95.7%

\* Figures in italics indicate that the base number is less than 100.

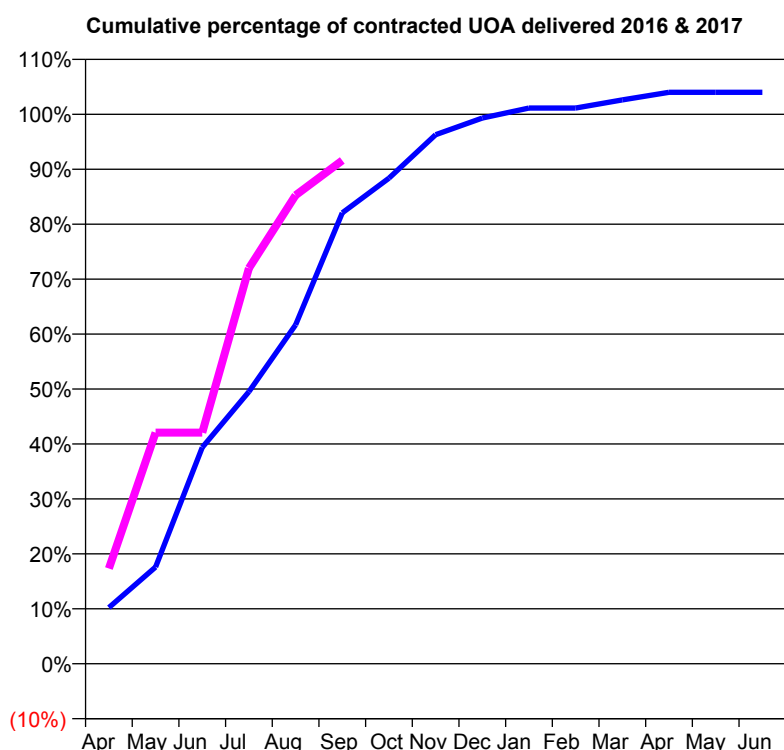


**Q58 - Vital Signs Orthodontic At a Glance Contract Report for 577987/0001 - September 2016**

Name or company name	MR K SHETH
Contract type name	PDS Contract
Purpose of contract	Orthodontic
Contract start date	01/04/2006
Contract end date	31/03/2019

16/17 Contracted general activity (UDA)	0
Carry forward general activity (UDA)	0
16/17 Contracted orthodontic activity (UOA)	1,153
Carry forward orthodontic activity (UOA)	0
Baseline contract value	£70,919.77

ACCESS	Contract	England and Wales
24 month ratio of assessments to patient IDs	1.35	1.10

**ACTIVITY**


Month	Adjusted Scheduled Activity (UOA)	
	2016	2017
April	118	200
May	203	485
June	454	485
July	571	830
August	711	983
September	946	1,056
October	1,019	
November	1,110	
December	1,145	
January	1,166	
February	1,166	
March	1,183	
April	1,199	
May	1,199	
June	1,199	

QUALITY	Contract Quantity	Contract Base Number	Contract *	Region	England
% of all assessments that were assess and fit appliances (rolling 12 month period)	52	269	19.3%	53.0%	54.1%
% of all assessments that were assess and refuse (rolling 12 month period)	33	269	12.3%	11.7%	12.4%
% of all assessments that were assess and review (rolling 12 month period)	184	269	68.4%	35.3%	33.5%
% of terminated courses where treatment was abandoned or discontinued (rolling 12 month period)	6	40	15.0%	8.5%	7.2%
% of completed treatments indicating that PAR score was taken (year to date)	9	20	45.0%	58.7%	58.9%
Rate of removable appliances per 100 fixed appliances - proposed treatment (rolling 12 month period)	2	76	2.63	6.99	5.66
Rate of removable appliances per 100 fixed appliances - completed treatment (rolling 12 month period)	3	54	5.56	6.41	4.88
% of courses of treatment with removable appliances only - proposed treatment (rolling 12 month period)	1	52	1.9%	2.5%	2.1%
% of courses of treatment with removable appliances only - completed treatment (rolling 12 month period)	0	34	0.0%	1.8%	1.5%
% of patients satisfied with the treatment they have received (rolling 12 month period)	2	2	100.0%	95.6%	95.7%

\* Figures in italics indicate that the base number is less than 100.

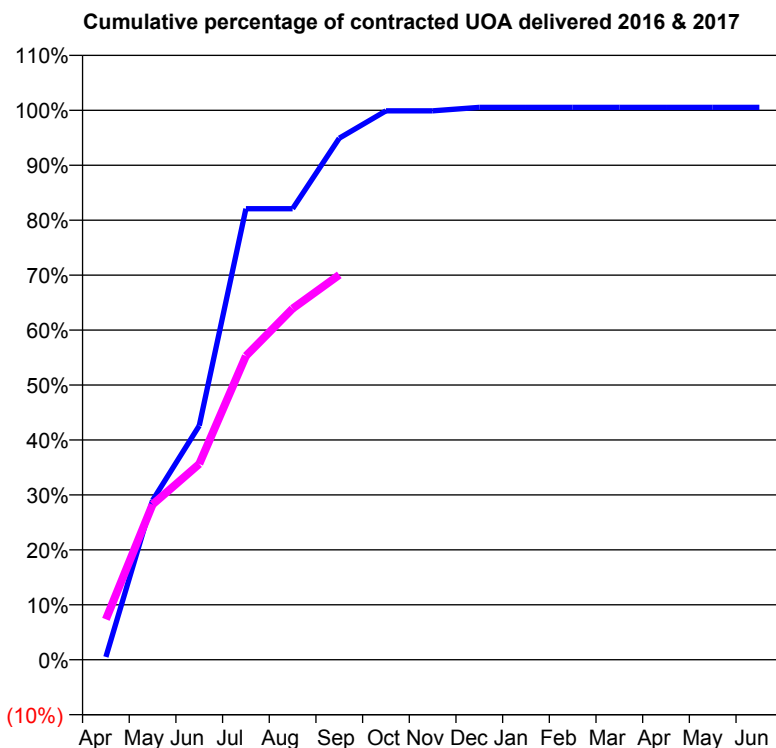
**Q58 - Vital Signs Orthodontic At a Glance Contract Report for 623628/0003 - September 2016**

Name or company name	MR J PANDYA
Contract type name	PDS Contract
Purpose of contract	Orthodontic
Contract start date	01/12/2013
Contract end date	31/03/2018

16/17 Contracted general activity (UDA)	0
Carry forward general activity (UDA)	0
16/17 Contracted orthodontic activity (UOA)	1,709
Carry forward orthodontic activity (UOA)	0
Baseline contract value	£105,422.63

**ACCESS**

	Contract	England and Wales
24 month ratio of assessments to patient IDs	1.01	1.10

**ACTIVITY**


Month	Adjusted Scheduled Activity (UOA)	
	2016	2017
April	9	126
May	496	483
June	728	609
July	1,403	945
August	1,403	1,092
September	1,622	1,197
October	1,707	
November	1,707	
December	1,718	
January	1,718	
February	1,718	
March	1,718	
April	1,718	
May	1,718	
June	1,718	

**QUALITY**

	Contract Quantity	Contract Base Number	Contract *	Region	England
% of all assessments that were assess and fit appliances (rolling 12 month period)	61	73	83.6%	53.0%	54.1%
% of all assessments that were assess and refuse (rolling 12 month period)	2	73	2.7%	11.7%	12.4%
% of all assessments that were assess and review (rolling 12 month period)	10	73	13.7%	35.3%	33.5%
% of terminated courses where treatment was abandoned or discontinued (rolling 12 month period)	3	62	4.8%	8.5%	7.2%
% of completed treatments indicating that PAR score was taken (year to date)	19	21	90.5%	58.7%	58.9%
Rate of removable appliances per 100 fixed appliances - proposed treatment (rolling 12 month period)	1	119	0.84	6.99	5.66
Rate of removable appliances per 100 fixed appliances - completed treatment (rolling 12 month period)	3	109	2.75	6.41	4.88
% of courses of treatment with removable appliances only - proposed treatment (rolling 12 month period)	0	61	0.0%	2.5%	2.1%
% of courses of treatment with removable appliances only - completed treatment (rolling 12 month period)	1	59	1.7%	1.8%	1.5%
% of patients satisfied with the treatment they have received (rolling 12 month period)	1	1	100.0%	95.6%	95.7%

\* Figures in italics indicate that the base number is less than 100.

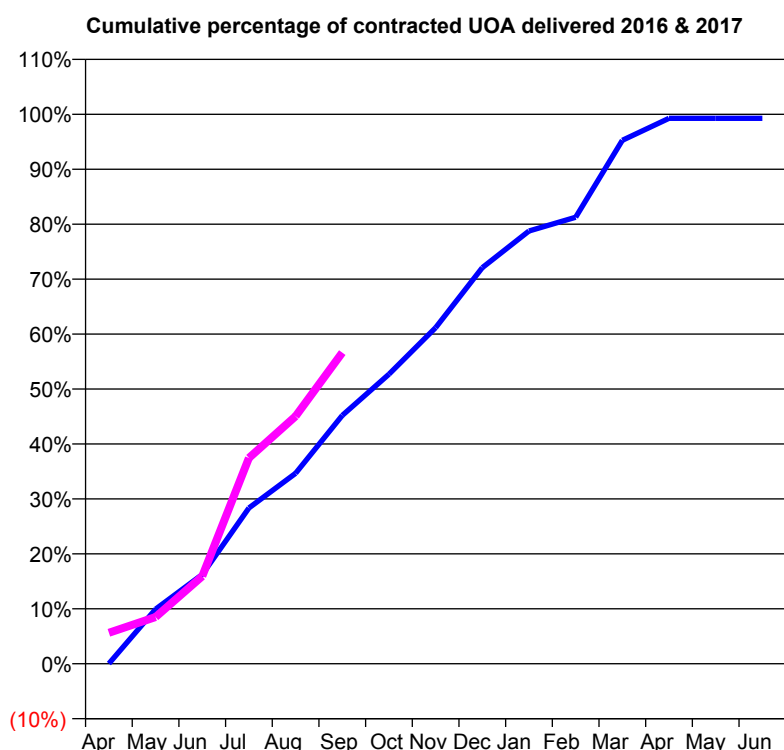
**Q58 - Vital Signs Orthodontic At a Glance Contract Report for 631256/0001 - September 2016**

Name or company name	MR ME WOLKENSTEIN
Contract type name	PDS Contract
Purpose of contract	Orthodontic
Contract start date	01/04/2006
Contract end date	31/03/2026

16/17 Contracted general activity (UDA)	0
Carry forward general activity (UDA)	0
16/17 Contracted orthodontic activity (UOA)	10,755
Carry forward orthodontic activity (UOA)	0
Baseline contract value	£697,161.61

**ACCESS**

	Contract	England and Wales
24 month ratio of assessments to patient IDs	1.18	1.10

**ACTIVITY**


Month	Adjusted Scheduled Activity (UOA)	
	2016	2017
April	3	607
May	1,070	916
June	1,747	1,714
July	3,049	4,028
August	3,729	4,845
September	4,860	6,090
October	5,667	
November	6,579	
December	7,752	
January	8,471	
February	8,739	
March	10,246	
April	10,675	
May	10,675	
June	10,675	

**QUALITY**

	Contract Quantity	Contract Base Number	Contract *	Region	England
% of all assessments that were assess and fit appliances (rolling 12 month period)	544	1,269	42.9%	53.0%	54.1%
% of all assessments that were assess and refuse (rolling 12 month period)	98	1,269	7.7%	11.7%	12.4%
% of all assessments that were assess and review (rolling 12 month period)	627	1,269	49.4%	35.3%	33.5%
% of terminated courses where treatment was abandoned or discontinued (rolling 12 month period)	21	502	4.2%	8.5%	7.2%
% of completed treatments indicating that PAR score was taken (year to date)	6	203	3.0%	58.7%	58.9%
Rate of removable appliances per 100 fixed appliances - proposed treatment (rolling 12 month period)	18	968	1.86	6.99	5.66
Rate of removable appliances per 100 fixed appliances - completed treatment (rolling 12 month period)	5	907	0.55	6.41	4.88
% of courses of treatment with removable appliances only - proposed treatment (rolling 12 month period)	12	544	2.2%	2.5%	2.1%
% of courses of treatment with removable appliances only - completed treatment (rolling 12 month period)	4	481	0.8%	1.8%	1.5%
% of patients satisfied with the treatment they have received (rolling 12 month period)	14	14	100.0%	95.6%	95.7%

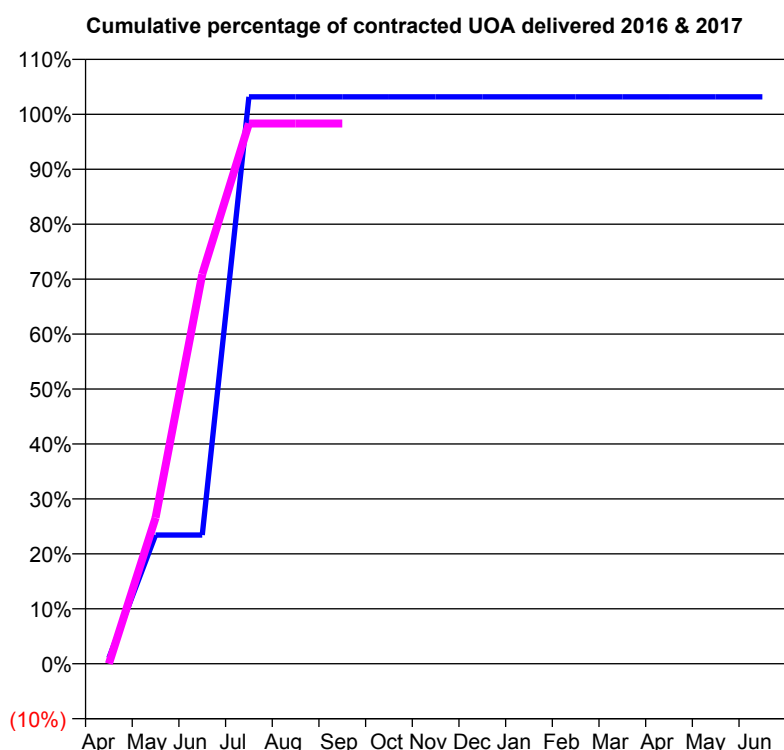
\* Figures in italics indicate that the base number is less than 100.

**Q58 - Vital Signs Orthodontic At a Glance Contract Report for 674591/0001 - September 2016**

Name or company name	MR S POPAT
Contract type name	PDS Contract
Purpose of contract	Orthodontic
Contract start date	01/04/2006
Contract end date	31/03/2019

16/17 Contracted general activity (UDA)	0
Carry forward general activity (UDA)	0
16/17 Contracted orthodontic activity (UOA)	474
Carry forward orthodontic activity (UOA)	0
Baseline contract value	£29,239.50

ACCESS	Contract	England and Wales
24 month ratio of assessments to patient IDs	1.00	1.10

**ACTIVITY**


Month	Adjusted Scheduled Activity (UOA)	
	2016	2017
April	5	0
May	111	126
June	111	336
July	489	466
August	489	466
September	489	466
October	489	
November	489	
December	489	
January	489	
February	489	
March	489	
April	489	
May	489	
June	489	

QUALITY	Contract Quantity	Contract Base Number	Contract *	Region	England
% of all assessments that were assess and fit appliances (rolling 12 month period)	23	23	100.0%	53.0%	54.1%
% of all assessments that were assess and refuse (rolling 12 month period)	0	23	0.0%	11.7%	12.4%
% of all assessments that were assess and review (rolling 12 month period)	0	23	0.0%	35.3%	33.5%
% of terminated courses where treatment was abandoned or discontinued (rolling 12 month period)	0	34	0.0%	8.5%	7.2%
% of completed treatments indicating that PAR score was taken (year to date)	17	17	100.0%	58.7%	58.9%
Rate of removable appliances per 100 fixed appliances - proposed treatment (rolling 12 month period)	2	44	4.55	6.99	5.66
Rate of removable appliances per 100 fixed appliances - completed treatment (rolling 12 month period)	5	68	7.35	6.41	4.88
% of courses of treatment with removable appliances only - proposed treatment (rolling 12 month period)	1	23	4.3%	2.5%	2.1%
% of courses of treatment with removable appliances only - completed treatment (rolling 12 month period)	0	34	0.0%	1.8%	1.5%
% of patients satisfied with the treatment they have received (rolling 12 month period)	0	0	N/A	95.6%	95.7%

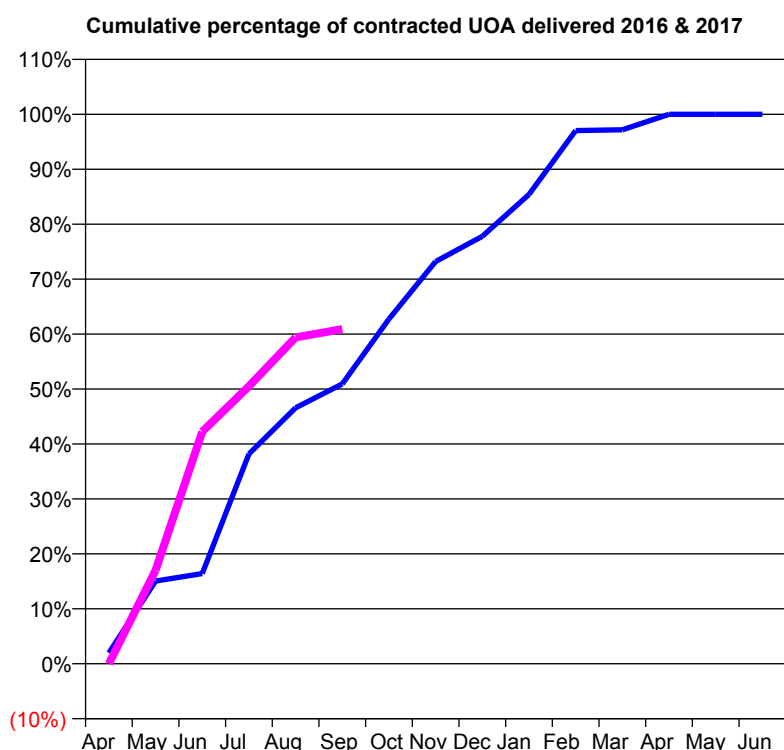
\* Figures in italics indicate that the base number is less than 100.

**Q58 - Vital Signs Orthodontic At a Glance Contract Report for 732656/0004 - September 2016**

Name or company name	MR TS CLAYDON
Contract type name	PDS Contract
Purpose of contract	Orthodontic
Contract start date	01/04/2006
Contract end date	31/03/2019

16/17 Contracted general activity (UDA)	0
Carry forward general activity (UDA)	0
16/17 Contracted orthodontic activity (UOA)	1,522
Carry forward orthodontic activity (UOA)	0
Baseline contract value	£92,985.15

ACCESS	Contract	England and Wales
24 month ratio of assessments to patient IDs	1.06	1.10

**ACTIVITY**


Month	Adjusted Scheduled Activity (UOA)	
	2016	2017
April	30	0
May	229	259
June	250	643
July	581	769
August	709	904
September	775	927
October	955	
November	1,114	
December	1,184	
January	1,300	
February	1,477	
March	1,479	
April	1,522	
May	1,522	
June	1,522	

QUALITY	Contract Quantity	Contract Base Number	Contract *	Region	England
% of all assessments that were assess and fit appliances (rolling 12 month period)	78	129	60.5%	53.0%	54.1%
% of all assessments that were assess and refuse (rolling 12 month period)	9	129	7.0%	11.7%	12.4%
% of all assessments that were assess and review (rolling 12 month period)	42	129	32.6%	35.3%	33.5%
% of terminated courses where treatment was abandoned or discontinued (rolling 12 month period)	1	99	1.0%	8.5%	7.2%
% of completed treatments indicating that PAR score was taken (year to date)	53	53	100.0%	58.7%	58.9%
Rate of removable appliances per 100 fixed appliances - proposed treatment (rolling 12 month period)	72	143	50.35	6.99	5.66
Rate of removable appliances per 100 fixed appliances - completed treatment (rolling 12 month period)	81	176	46.02	6.41	4.88
% of courses of treatment with removable appliances only - proposed treatment (rolling 12 month period)	3	78	3.8%	2.5%	2.1%
% of courses of treatment with removable appliances only - completed treatment (rolling 12 month period)	4	98	4.1%	1.8%	1.5%
% of patients satisfied with the treatment they have received (rolling 12 month period)	3	3	100.0%	95.6%	95.7%

\* Figures in italics indicate that the base number is less than 100.

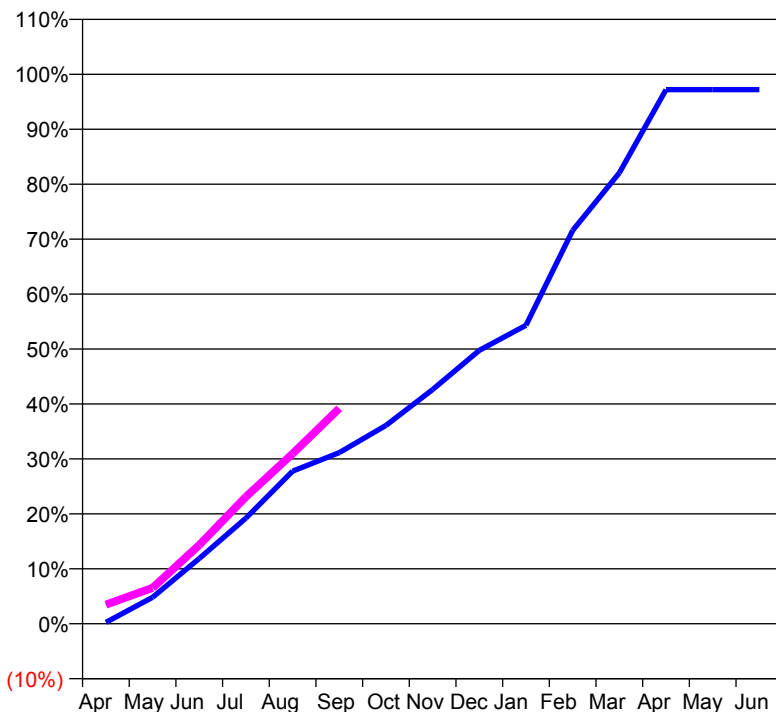
**Q58 - Vital Signs Orthodontic At a Glance Contract Report for 736155/0001 - September 2016**

Name or company name	MR AW SMITH
Contract type name	GDS Contract
Purpose of contract	General and Orthodontic
Contract start date	01/04/2006
Contract end date	

16/17 Contracted general activity (UDA)	22,556
Carry forward general activity (UDA)	0
16/17 Contracted orthodontic activity (UOA)	6,000
Carry forward orthodontic activity (UOA)	0
Baseline contract value	£1,035,143.54

**ACCESS**

	Contract	England and Wales
24 month ratio of assessments to patient IDs	1.11	1.10

**ACTIVITY**
**Cumulative percentage of contracted UOA delivered 2016 & 2017**

**Adjusted Scheduled Activity (UOA)**

Month	2016	2017
April	16	209
May	289	393
June	712	860
July	1,154	1,387
August	1,666	1,857
September	1,869	2,352
October	2,166	
November	2,557	
December	2,986	
January	3,259	
February	4,294	
March	4,924	
April	5,832	
May	5,832	
June	5,832	

**QUALITY**

	Contract Quantity	Contract Base Number	Contract *	Region	England
% of all assessments that were assess and fit appliances (rolling 12 month period)	303	484	62.6%	53.0%	54.1%
% of all assessments that were assess and refuse (rolling 12 month period)	150	484	31.0%	11.7%	12.4%
% of all assessments that were assess and review (rolling 12 month period)	31	484	6.4%	35.3%	33.5%
% of terminated courses where treatment was abandoned or discontinued (rolling 12 month period)	44	219	20.1%	8.5%	7.2%
% of completed treatments indicating that PAR score was taken (year to date)	11	76	14.5%	58.7%	58.9%
Rate of removable appliances per 100 fixed appliances - proposed treatment (rolling 12 month period)	2	298	0.67	6.99	5.66
Rate of removable appliances per 100 fixed appliances - completed treatment (rolling 12 month period)	165	109	151.38	6.41	4.88
% of courses of treatment with removable appliances only - proposed treatment (rolling 12 month period)	0	303	0.0%	2.5%	2.1%
% of courses of treatment with removable appliances only - completed treatment (rolling 12 month period)	69	175	39.4%	1.8%	1.5%
% of patients satisfied with the treatment they have received (rolling 12 month period)	2	2	100.0%	95.6%	95.7%

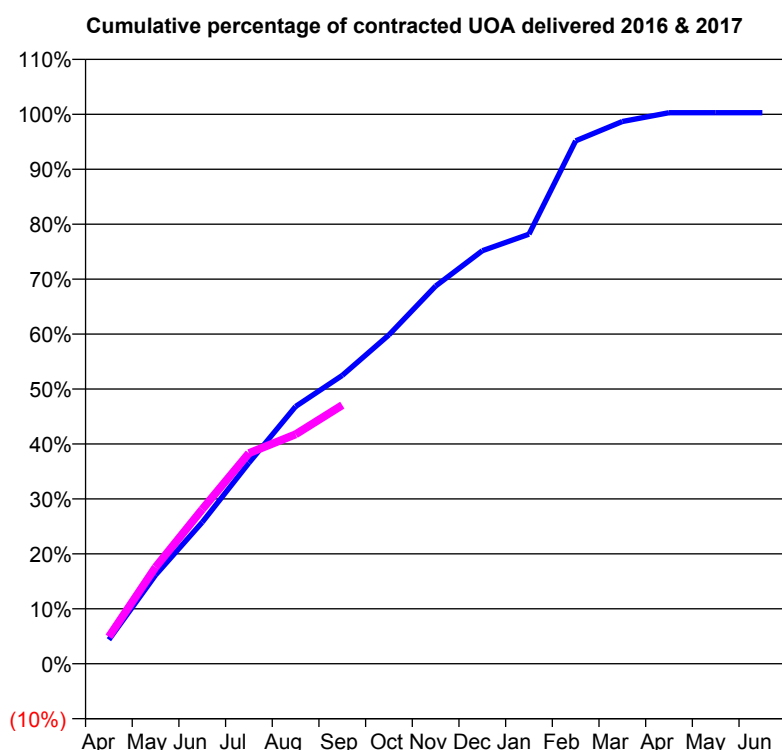
\* Figures in italics indicate that the base number is less than 100.

**Q58 - Vital Signs Orthodontic At a Glance Contract Report for 748897/0001 - September 2016**

Name or company name	MR RM TOBIN	16/17 Contracted general activity (UDA)	0
Contract type name	PDS Contract	Carry forward general activity (UDA)	0
Purpose of contract	Orthodontic	16/17 Contracted orthodontic activity (UOA)	8,736
Contract start date	01/04/2006	Carry forward orthodontic activity (UOA)	0
Contract end date	31/03/2017	Baseline contract value	£567,560.34

**ACCESS**

	Contract	England and Wales
24 month ratio of assessments to patient IDs	1.01	1.10

**ACTIVITY**


Month	Adjusted Scheduled Activity (UOA)	
	2016	2017
April	382	429
May	1,411	1,536
June	2,251	2,457
July	3,194	3,349
August	4,090	3,648
September	4,584	4,112
October	5,228	
November	6,005	
December	6,567	
January	6,830	
February	8,314	
March	8,622	
April	8,762	
May	8,762	
June	8,762	

**QUALITY**

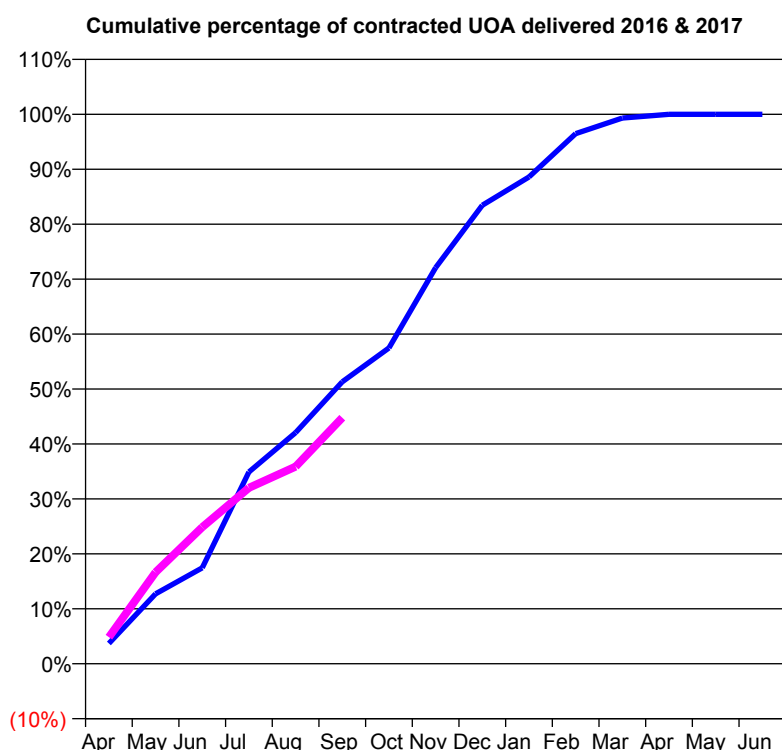
	Contract Quantity	Contract Base Number	Contract *	Region	England
% of all assessments that were assess and fit appliances (rolling 12 month period)	379	1,090	34.8%	53.0%	54.1%
% of all assessments that were assess and refuse (rolling 12 month period)	81	1,090	7.4%	11.7%	12.4%
% of all assessments that were assess and review (rolling 12 month period)	630	1,090	57.8%	35.3%	33.5%
% of terminated courses where treatment was abandoned or discontinued (rolling 12 month period)	36	449	8.0%	8.5%	7.2%
% of completed treatments indicating that PAR score was taken (year to date)	49	162	30.2%	58.7%	58.9%
Rate of removable appliances per 100 fixed appliances - proposed treatment (rolling 12 month period)	19	702	2.71	6.99	5.66
Rate of removable appliances per 100 fixed appliances - completed treatment (rolling 12 month period)	23	762	3.02	6.41	4.88
% of courses of treatment with removable appliances only - proposed treatment (rolling 12 month period)	17	379	4.5%	2.5%	2.1%
% of courses of treatment with removable appliances only - completed treatment (rolling 12 month period)	17	413	4.1%	1.8%	1.5%
% of patients satisfied with the treatment they have received (rolling 12 month period)	13	13	100.0%	95.6%	95.7%

\* Figures in italics indicate that the base number is less than 100.

**Q58 - Vital Signs Orthodontic At a Glance Contract Report for 748897/0002 - September 2016**

Name or company name	MR RM TOBIN	16/17 Contracted general activity (UDA)	0
Contract type name	PDS Contract	Carry forward general activity (UDA)	0
Purpose of contract	Orthodontic	16/17 Contracted orthodontic activity (UOA)	8,735
Contract start date	01/09/2008	Carry forward orthodontic activity (UOA)	0
Contract end date	31/03/2017	Baseline contract value	£567,494.83

ACCESS	Contract	England and Wales
24 month ratio of assessments to patient IDs	1.02	1.10

**ACTIVITY**


Month	Adjusted Scheduled Activity (UOA)	
	2016	2017
April	324	422
May	1,111	1,456
June	1,525	2,171
July	3,050	2,797
August	3,674	3,135
September	4,482	3,912
October	5,020	
November	6,297	
December	7,288	
January	7,737	
February	8,427	
March	8,675	
April	8,735	
May	8,735	
June	8,735	

**QUALITY**

	Contract Quantity	Contract Base Number	Contract *	Region	England
% of all assessments that were assess and fit appliances (rolling 12 month period)	360	1,448	24.9%	53.0%	54.1%
% of all assessments that were assess and refuse (rolling 12 month period)	163	1,448	11.3%	11.7%	12.4%
% of all assessments that were assess and review (rolling 12 month period)	925	1,448	63.9%	35.3%	33.5%
% of terminated courses where treatment was abandoned or discontinued (rolling 12 month period)	21	355	5.9%	8.5%	7.2%
% of completed treatments indicating that PAR score was taken (year to date)	49	158	31.0%	58.7%	58.9%
Rate of removable appliances per 100 fixed appliances - proposed treatment (rolling 12 month period)	50	629	7.95	6.99	5.66
Rate of removable appliances per 100 fixed appliances - completed treatment (rolling 12 month period)	50	552	9.06	6.41	4.88
% of courses of treatment with removable appliances only - proposed treatment (rolling 12 month period)	32	360	8.9%	2.5%	2.1%
% of courses of treatment with removable appliances only - completed treatment (rolling 12 month period)	38	334	11.4%	1.8%	1.5%
% of patients satisfied with the treatment they have received (rolling 12 month period)	15	15	100.0%	95.6%	95.7%

\* Figures in italics indicate that the base number is less than 100.



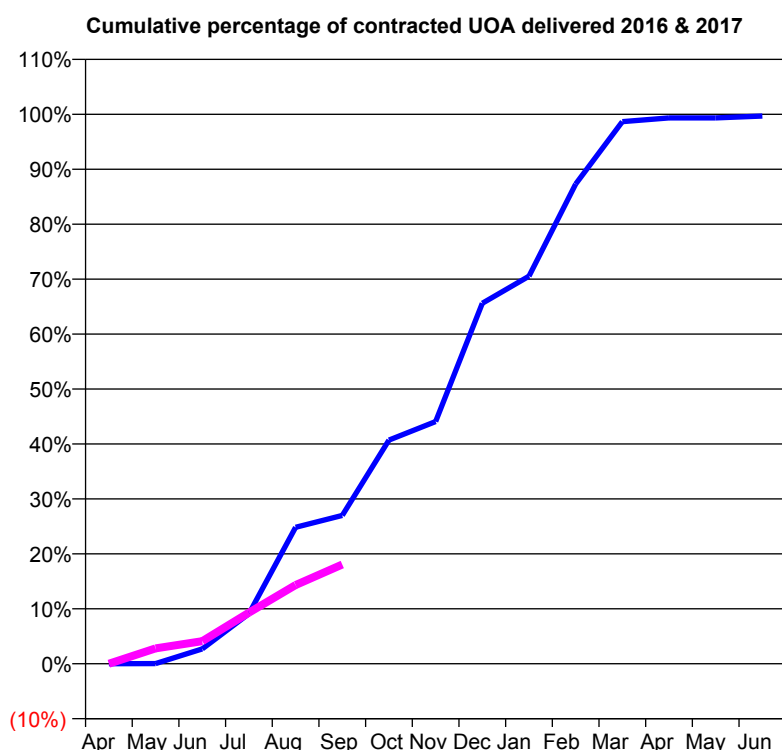
**Q58 - Vital Signs Orthodontic At a Glance Contract Report for 750344/0001 - September 2016**

Name or company name	MISS LH PIETERSEN
Contract type name	PDS Contract
Purpose of contract	Orthodontic
Contract start date	01/04/2006
Contract end date	31/03/2018

16/17 Contracted general activity (UDA)	0
Carry forward general activity (UDA)	0
16/17 Contracted orthodontic activity (UOA)	15,976
Carry forward orthodontic activity (UOA)	0
Baseline contract value	£984,889.79

**ACCESS**

	Contract	England and Wales
24 month ratio of assessments to patient IDs	1.04	1.10

**ACTIVITY**


Month	Adjusted Scheduled Activity (UOA)	
	2016	2017
April	2	0
May	6	449
June	431	659
July	1,454	1,486
August	3,969	2,288
September	4,313	2,888
October	6,504	
November	7,041	
December	10,483	
January	11,270	
February	13,948	
March	15,763	
April	15,870	
May	15,870	
June	15,924	

**QUALITY**

	Contract Quantity	Contract Base Number	Contract *	Region	England
% of all assessments that were assess and fit appliances (rolling 12 month period)	721	899	80.2%	53.0%	54.1%
% of all assessments that were assess and refuse (rolling 12 month period)	6	899	0.7%	11.7%	12.4%
% of all assessments that were assess and review (rolling 12 month period)	172	899	19.1%	35.3%	33.5%
% of terminated courses where treatment was abandoned or discontinued (rolling 12 month period)	29	1,080	2.7%	8.5%	7.2%
% of completed treatments indicating that PAR score was taken (year to date)	382	396	96.5%	58.7%	58.9%
Rate of removable appliances per 100 fixed appliances - proposed treatment (rolling 12 month period)	48	1,351	3.55	6.99	5.66
Rate of removable appliances per 100 fixed appliances - completed treatment (rolling 12 month period)	69	1,361	5.07	6.41	4.88
% of courses of treatment with removable appliances only - proposed treatment (rolling 12 month period)	35	721	4.9%	2.5%	2.1%
% of courses of treatment with removable appliances only - completed treatment (rolling 12 month period)	29	1,051	2.8%	1.8%	1.5%
% of patients satisfied with the treatment they have received (rolling 12 month period)	18	20	90.0%	95.6%	95.7%

\* Figures in italics indicate that the base number is less than 100.

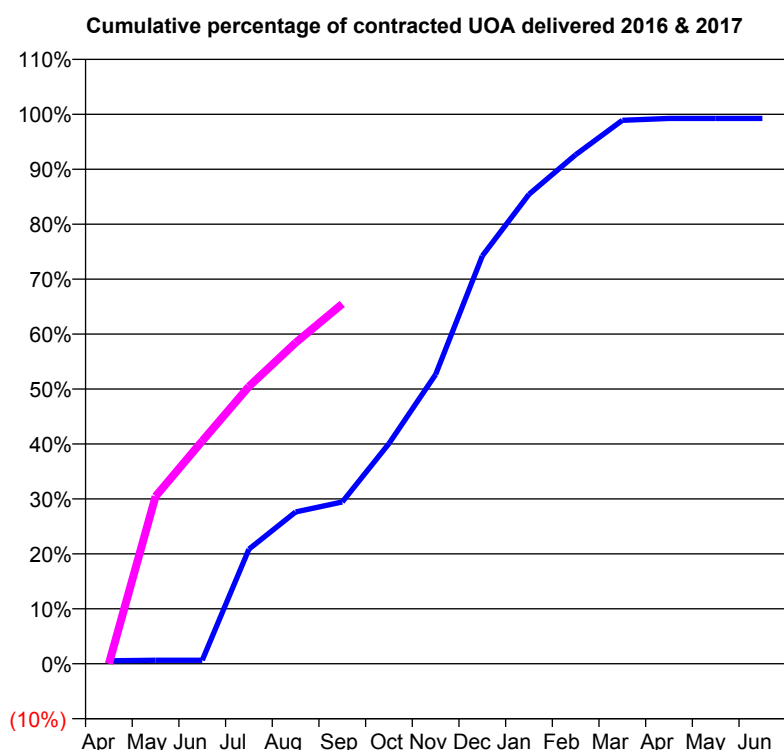
**Q58 - Vital Signs Orthodontic At a Glance Contract Report for 763950/0001 - September 2016**

Name or company name	Ortho Hemel Limited
Contract type name	PDS Contract
Purpose of contract	Orthodontic
Contract start date	01/04/2006
Contract end date	31/03/2019

16/17 Contracted general activity (UDA)	0
Carry forward general activity (UDA)	0
16/17 Contracted orthodontic activity (UOA)	6,984
Carry forward orthodontic activity (UOA)	0
Baseline contract value	£430,563.88

**ACCESS**

	Contract	England and Wales
24 month ratio of assessments to patient IDs	1.02	1.10

**ACTIVITY**


Month	Adjusted Scheduled Activity (UOA)	
	2016	2017
April	38	1
May	45	2,128
June	45	2,831
July	1,457	3,524
August	1,929	4,081
September	2,056	4,574
October	2,799	
November	3,677	
December	5,184	
January	5,967	
February	6,470	
March	6,908	
April	6,931	
May	6,931	
June	6,931	

**QUALITY**

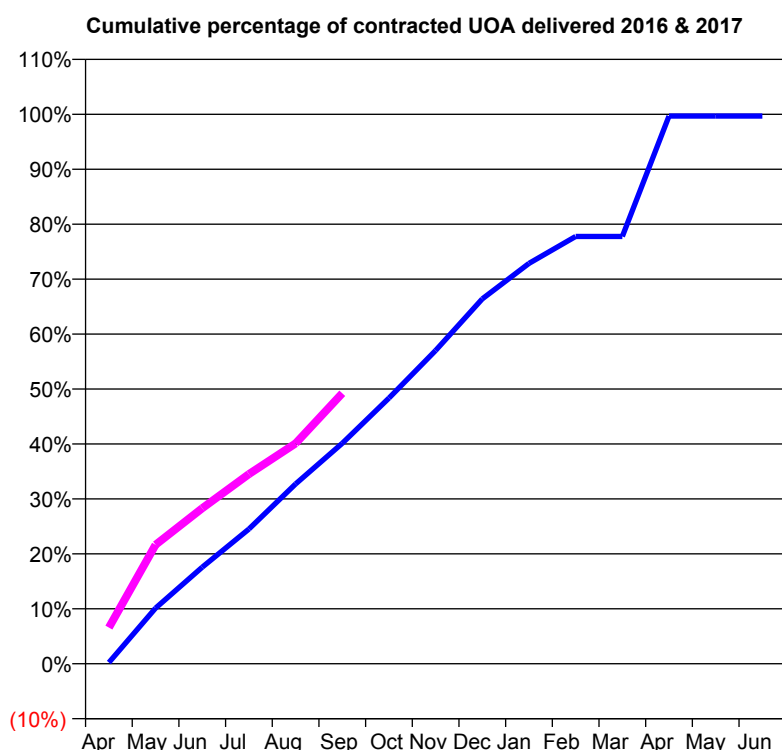
	Contract Quantity	Contract Base Number	Contract *	Region	England
% of all assessments that were assess and fit appliances (rolling 12 month period)	450	569	79.1%	53.0%	54.1%
% of all assessments that were assess and refuse (rolling 12 month period)	18	569	3.2%	11.7%	12.4%
% of all assessments that were assess and review (rolling 12 month period)	101	569	17.8%	35.3%	33.5%
% of terminated courses where treatment was abandoned or discontinued (rolling 12 month period)	20	393	5.1%	8.5%	7.2%
% of completed treatments indicating that PAR score was taken (year to date)	35	230	15.2%	58.7%	58.9%
Rate of removable appliances per 100 fixed appliances - proposed treatment (rolling 12 month period)	22	882	2.49	6.99	5.66
Rate of removable appliances per 100 fixed appliances - completed treatment (rolling 12 month period)	16	729	2.19	6.41	4.88
% of courses of treatment with removable appliances only - proposed treatment (rolling 12 month period)	6	450	1.3%	2.5%	2.1%
% of courses of treatment with removable appliances only - completed treatment (rolling 12 month period)	5	373	1.3%	1.8%	1.5%
% of patients satisfied with the treatment they have received (rolling 12 month period)	7	7	100.0%	95.6%	95.7%

\* Figures in italics indicate that the base number is less than 100.

**Q58 - Vital Signs Orthodontic At a Glance Contract Report for 819107/0001 - September 2016**

Name or company name	MR JS EVANS	16/17 Contracted general activity (UDA)	0
Contract type name	PDS Contract	Carry forward general activity (UDA)	0
Purpose of contract	Orthodontic	16/17 Contracted orthodontic activity (UOA)	6,600
Contract start date	01/04/2006	Carry forward orthodontic activity (UOA)	0
Contract end date	31/03/2025	Baseline contract value	£434,737.27

ACCESS	Contract	England and Wales
24 month ratio of assessments to patient IDs	1.02	1.10

**ACTIVITY**


Month	Adjusted Scheduled Activity (UOA)	
	2016	2017
April	15	435
May	668	1,430
June	1,161	1,869
July	1,618	2,278
August	2,160	2,646
September	2,649	3,249
October	3,192	
November	3,763	
December	4,383	
January	4,809	
February	5,132	
March	5,132	
April	6,579	
May	6,579	
June	6,579	

QUALITY	Contract Quantity	Contract Base Number	Contract *	Region	England
% of all assessments that were assess and fit appliances (rolling 12 month period)	338	606	55.8%	53.0%	54.1%
% of all assessments that were assess and refuse (rolling 12 month period)	172	606	28.4%	11.7%	12.4%
% of all assessments that were assess and review (rolling 12 month period)	96	606	15.8%	35.3%	33.5%
% of terminated courses where treatment was abandoned or discontinued (rolling 12 month period)	9	311	2.9%	8.5%	7.2%
% of completed treatments indicating that PAR score was taken (year to date)	189	192	98.4%	58.7%	58.9%
Rate of removable appliances per 100 fixed appliances - proposed treatment (rolling 12 month period)	17	647	2.63	6.99	5.66
Rate of removable appliances per 100 fixed appliances - completed treatment (rolling 12 month period)	25	591	4.23	6.41	4.88
% of courses of treatment with removable appliances only - proposed treatment (rolling 12 month period)	7	338	2.1%	2.5%	2.1%
% of courses of treatment with removable appliances only - completed treatment (rolling 12 month period)	2	302	0.7%	1.8%	1.5%
% of patients satisfied with the treatment they have received (rolling 12 month period)	7	7	100.0%	95.6%	95.7%

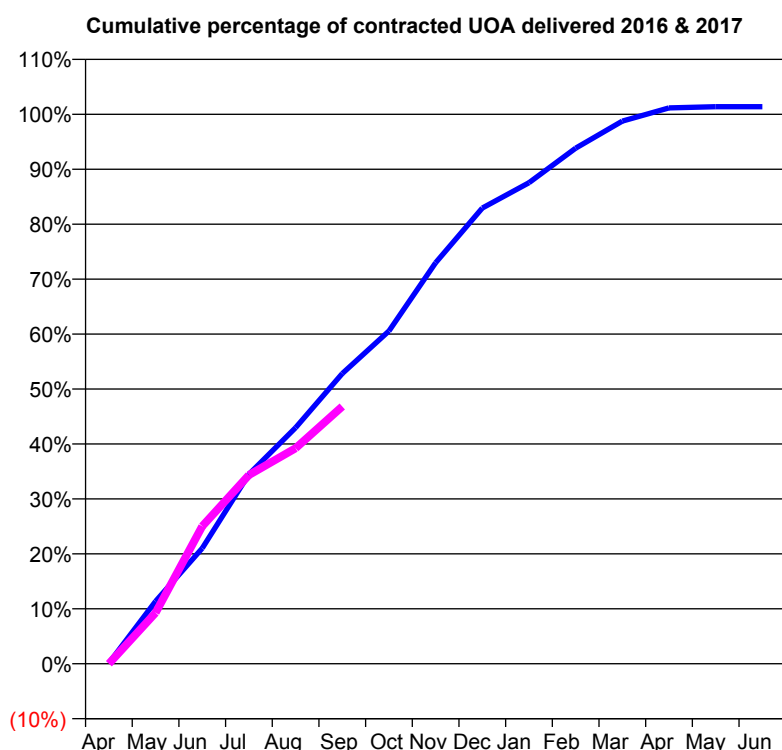
\* Figures in italics indicate that the base number is less than 100.

**Q58 - Vital Signs Orthodontic At a Glance Contract Report for 853038/0003 - September 2016**

Name or company name	MR S WAGNER	16/17 Contracted general activity (UDA)	0
Contract type name	PDS Contract	Carry forward general activity (UDA)	0
Purpose of contract	Orthodontic	16/17 Contracted orthodontic activity (UOA)	4,800
Contract start date	01/02/2013	Carry forward orthodontic activity (UOA)	0
Contract end date	31/03/2019	Baseline contract value	£295,918.06

**ACCESS**

	Contract	England and Wales
24 month ratio of assessments to patient IDs	1.04	1.10

**ACTIVITY**


Month	Adjusted Scheduled Activity (UOA)	
	2016	2017
April	6	0
May	546	446
June	1,009	1,202
July	1,656	1,649
August	2,063	1,883
September	2,535	2,247
October	2,907	
November	3,503	
December	3,981	
January	4,202	
February	4,504	
March	4,740	
April	4,856	
May	4,866	
June	4,866	

**QUALITY**

	Contract Quantity	Contract Base Number	Contract *	Region	England
% of all assessments that were assess and fit appliances (rolling 12 month period)	217	409	53.1%	53.0%	54.1%
% of all assessments that were assess and refuse (rolling 12 month period)	72	409	17.6%	11.7%	12.4%
% of all assessments that were assess and review (rolling 12 month period)	120	409	29.3%	35.3%	33.5%
% of terminated courses where treatment was abandoned or discontinued (rolling 12 month period)	14	285	4.9%	8.5%	7.2%
% of completed treatments indicating that PAR score was taken (year to date)	46	134	34.3%	58.7%	58.9%
Rate of removable appliances per 100 fixed appliances - proposed treatment (rolling 12 month period)	0	417	0.00	6.99	5.66
Rate of removable appliances per 100 fixed appliances - completed treatment (rolling 12 month period)	2	526	0.38	6.41	4.88
% of courses of treatment with removable appliances only - proposed treatment (rolling 12 month period)	0	217	0.0%	2.5%	2.1%
% of courses of treatment with removable appliances only - completed treatment (rolling 12 month period)	0	271	0.0%	1.8%	1.5%
% of patients satisfied with the treatment they have received (rolling 12 month period)	7	8	87.5%	95.6%	95.7%

\* Figures in italics indicate that the base number is less than 100.

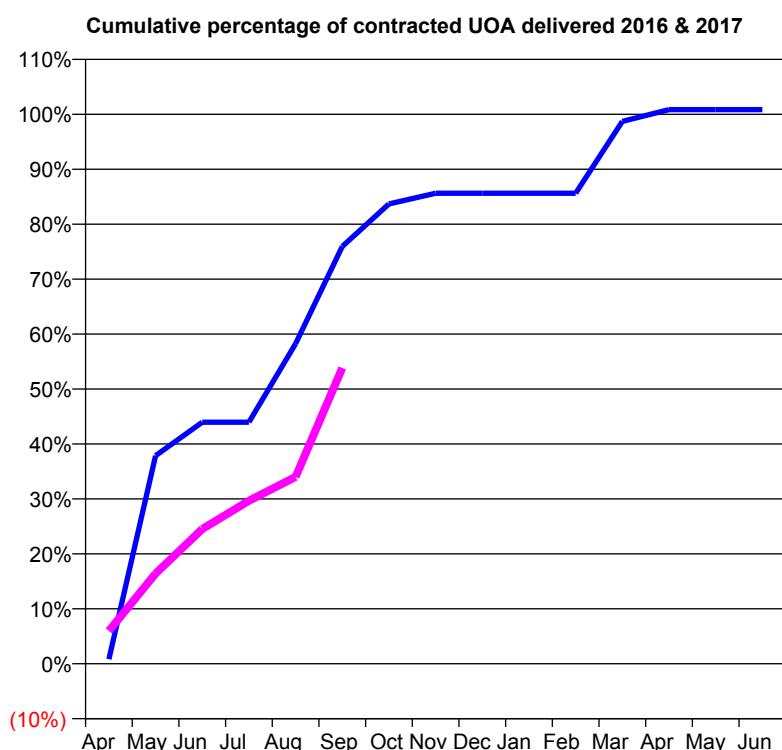
**Q58 - Vital Signs Orthodontic At a Glance Contract Report for 869732/0002 - September 2016**

Name or company name	MR RE TUTTON
Contract type name	PDS Contract
Purpose of contract	Orthodontic
Contract start date	30/03/2010
Contract end date	31/03/2018

16/17 Contracted general activity (UDA)	0
Carry forward general activity (UDA)	0
16/17 Contracted orthodontic activity (UOA)	1,085
Carry forward orthodontic activity (UOA)	0
Baseline contract value	£64,320.80

**ACCESS**

	Contract	England and Wales
24 month ratio of assessments to patient IDs	1.04	1.10

**ACTIVITY**


Month	Adjusted Scheduled Activity (UOA)	
	2016	2017
April	9	65
May	411	178
June	477	266
July	477	322
August	632	369
September	824	584
October	908	
November	929	
December	929	
January	929	
February	929	
March	1,071	
April	1,094	
May	1,094	
June	1,094	

**QUALITY**

	Contract Quantity	Contract Base Number	Contract *	Region	England
% of all assessments that were assess and fit appliances (rolling 12 month period)	42	86	48.8%	53.0%	54.1%
% of all assessments that were assess and refuse (rolling 12 month period)	24	86	27.9%	11.7%	12.4%
% of all assessments that were assess and review (rolling 12 month period)	20	86	23.3%	35.3%	33.5%
% of terminated courses where treatment was abandoned or discontinued (rolling 12 month period)	4	50	8.0%	8.5%	7.2%
% of completed treatments indicating that PAR score was taken (year to date)	30	30	100.0%	58.7%	58.9%
Rate of removable appliances per 100 fixed appliances - proposed treatment (rolling 12 month period)	4	68	5.88	6.99	5.66
Rate of removable appliances per 100 fixed appliances - completed treatment (rolling 12 month period)	5	65	7.69	6.41	4.88
% of courses of treatment with removable appliances only - proposed treatment (rolling 12 month period)	0	42	0.0%	2.5%	2.1%
% of courses of treatment with removable appliances only - completed treatment (rolling 12 month period)	2	46	4.3%	1.8%	1.5%
% of patients satisfied with the treatment they have received (rolling 12 month period)	1	1	100.0%	95.6%	95.7%

\* Figures in italics indicate that the base number is less than 100.

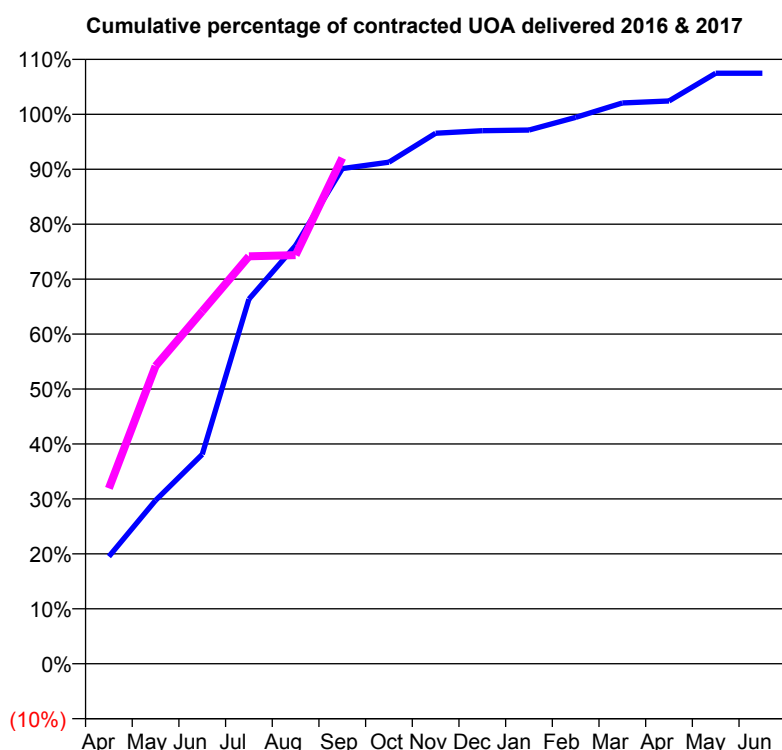
**Q58 - Vital Signs Orthodontic At a Glance Contract Report for 908312/0001 - September 2016**

Name or company name	MR CW LEWIS
Contract type name	GDS Contract
Purpose of contract	General and Orthodontic
Contract start date	01/04/2006
Contract end date	

16/17 Contracted general activity (UDA)	450
Carry forward general activity (UDA)	0
16/17 Contracted orthodontic activity (UOA)	871
Carry forward orthodontic activity (UOA)	0
Baseline contract value	£71,902.14

**ACCESS**

	Contract	England and Wales
24 month ratio of assessments to patient IDs	1.26	1.10

**ACTIVITY**


Month	Adjusted Scheduled Activity (UOA)	
	2016	2017
April	170	278
May	259	472
June	332	559
July	578	646
August	663	648
September	785	802
October	795	
November	841	
December	845	
January	846	
February	866	
March	889	
April	892	
May	936	
June	936	

**QUALITY**

	Contract Quantity	Contract Base Number	Contract *	Region	England
% of all assessments that were assess and fit appliances (rolling 12 month period)	42	113	37.2%	53.0%	54.1%
% of all assessments that were assess and refuse (rolling 12 month period)	19	113	16.8%	11.7%	12.4%
% of all assessments that were assess and review (rolling 12 month period)	52	113	46.0%	35.3%	33.5%
% of terminated courses where treatment was abandoned or discontinued (rolling 12 month period)	2	14	14.3%	8.5%	7.2%
% of completed treatments indicating that PAR score was taken (year to date)	0	2	0.0%	58.7%	58.9%
Rate of removable appliances per 100 fixed appliances - proposed treatment (rolling 12 month period)	0	26	0.00	6.99	5.66
Rate of removable appliances per 100 fixed appliances - completed treatment (rolling 12 month period)	0	0	N/A	6.41	4.88
% of courses of treatment with removable appliances only - proposed treatment (rolling 12 month period)	0	42	0.0%	2.5%	2.1%
% of courses of treatment with removable appliances only - completed treatment (rolling 12 month period)	0	12	0.0%	1.8%	1.5%
% of patients satisfied with the treatment they have received (rolling 12 month period)	3	3	100.0%	95.6%	95.7%

\* Figures in italics indicate that the base number is less than 100.

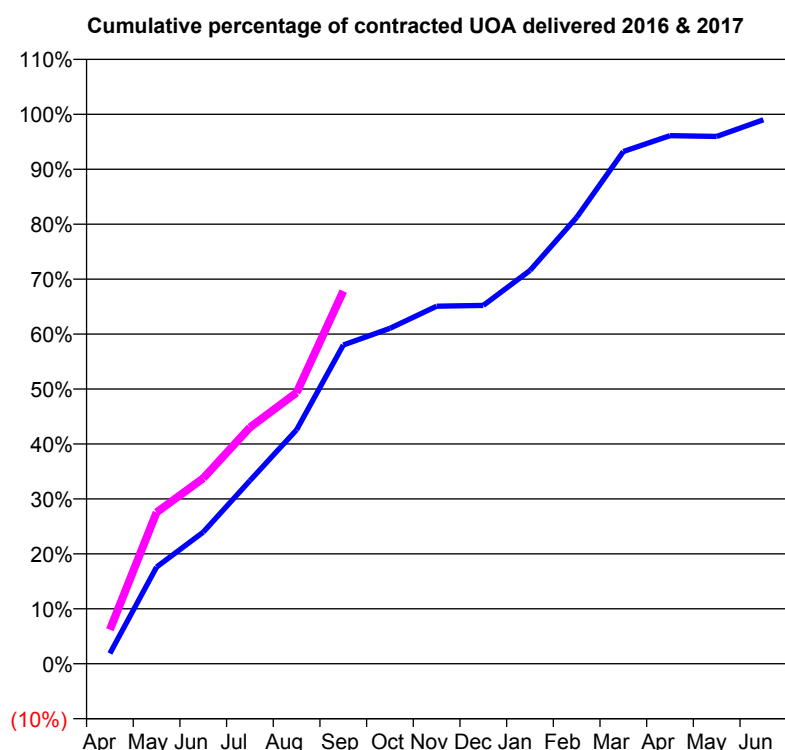
**Q58 - Vital Signs Orthodontic At a Glance Contract Report for 917125/0002 - September 2016**

Name or company name	Facial Aesthetic (UK) Ltd
Contract type name	GDS Contract
Purpose of contract	Orthodontic
Contract start date	01/04/2006
Contract end date	

16/17 Contracted general activity (UDA)	0
Carry forward general activity (UDA)	0
16/17 Contracted orthodontic activity (UOA)	693
Carry forward orthodontic activity (UOA)	0
Baseline contract value	£44,936.26

**ACCESS**

	Contract	England and Wales
24 month ratio of assessments to patient IDs	1.10	1.10

**ACTIVITY**


Month	Adjusted Scheduled Activity (UOA)	
	2016	2017
April	13	43
May	122	191
June	166	234
July	231	298
August	295	342
September	402	470
October	423	
November	451	
December	452	
January	496	
February	563	
March	646	
April	666	
May	665	
June	686	

**QUALITY**

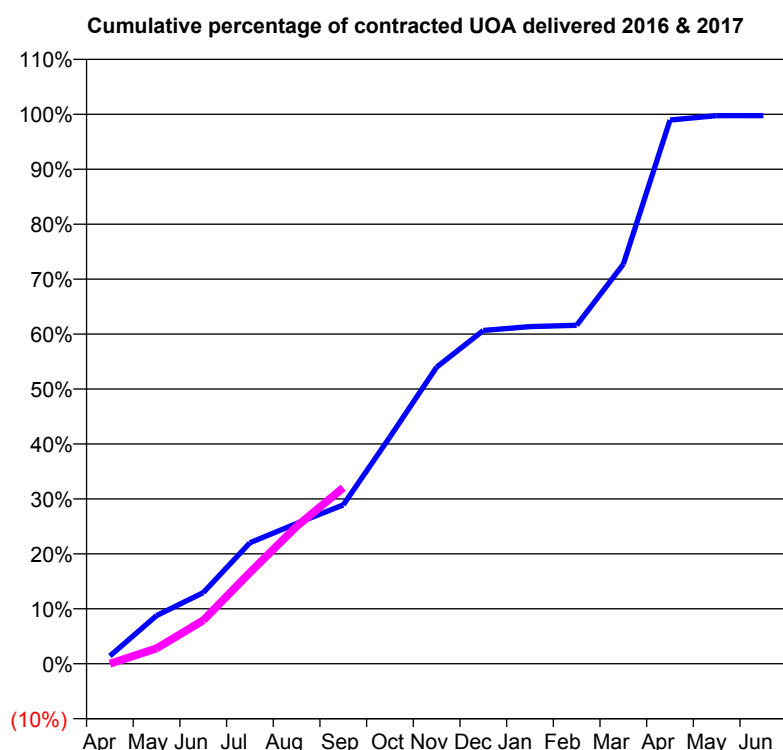
	Contract Quantity	Contract Base Number	Contract *	Region	England
% of all assessments that were assess and fit appliances (rolling 12 month period)	35	58	60.3%	53.0%	54.1%
% of all assessments that were assess and refuse (rolling 12 month period)	11	58	19.0%	11.7%	12.4%
% of all assessments that were assess and review (rolling 12 month period)	12	58	20.7%	35.3%	33.5%
% of terminated courses where treatment was abandoned or discontinued (rolling 12 month period)	1	25	4.0%	8.5%	7.2%
% of completed treatments indicating that PAR score was taken (year to date)	8	12	66.7%	58.7%	58.9%
Rate of removable appliances per 100 fixed appliances - proposed treatment (rolling 12 month period)	1	70	1.43	6.99	5.66
Rate of removable appliances per 100 fixed appliances - completed treatment (rolling 12 month period)	0	48	0.00	6.41	4.88
% of courses of treatment with removable appliances only - proposed treatment (rolling 12 month period)	0	35	0.0%	2.5%	2.1%
% of courses of treatment with removable appliances only - completed treatment (rolling 12 month period)	0	24	0.0%	1.8%	1.5%
% of patients satisfied with the treatment they have received (rolling 12 month period)	1	1	100.0%	95.6%	95.7%

\* Figures in italics indicate that the base number is less than 100.

**Q58 - Vital Signs Orthodontic At a Glance Contract Report for 951277/0001 - September 2016**

Name or company name	MS M REINACH	16/17 Contracted general activity (UDA)	0
Contract type name	PDS Contract	Carry forward general activity (UDA)	0
Purpose of contract	Orthodontic	16/17 Contracted orthodontic activity (UOA)	7,807
Contract start date	01/04/2006	Carry forward orthodontic activity (UOA)	0
Contract end date	31/03/2018	Baseline contract value	£481,302.97

ACCESS	Contract	England and Wales
24 month ratio of assessments to patient IDs	1.10	1.10

**ACTIVITY**


Month	Adjusted Scheduled Activity (UOA)	
	2016	2017
April	111	0
May	685	218
June	1,011	617
July	1,719	1,297
August	1,994	1,952
September	2,258	2,502
October	3,224	
November	4,214	
December	4,735	
January	4,791	
February	4,810	
March	5,677	
April	7,725	
May	7,788	
June	7,788	

QUALITY	Contract Quantity	Contract Base Number	Contract *	Region	England
% of all assessments that were assess and fit appliances (rolling 12 month period)	389	571	68.1%	53.0%	54.1%
% of all assessments that were assess and refuse (rolling 12 month period)	17	571	3.0%	11.7%	12.4%
% of all assessments that were assess and review (rolling 12 month period)	165	571	28.9%	35.3%	33.5%
% of terminated courses where treatment was abandoned or discontinued (rolling 12 month period)	27	353	7.6%	8.5%	7.2%
% of completed treatments indicating that PAR score was taken (year to date)	155	170	91.2%	58.7%	58.9%
Rate of removable appliances per 100 fixed appliances - proposed treatment (rolling 12 month period)	16	744	2.15	6.99	5.66
Rate of removable appliances per 100 fixed appliances - completed treatment (rolling 12 month period)	2	26	7.69	6.41	4.88
% of courses of treatment with removable appliances only - proposed treatment (rolling 12 month period)	11	389	2.8%	2.5%	2.1%
% of courses of treatment with removable appliances only - completed treatment (rolling 12 month period)	2	326	0.6%	1.8%	1.5%
% of patients satisfied with the treatment they have received (rolling 12 month period)	16	16	100.0%	95.6%	95.7%

\* Figures in italics indicate that the base number is less than 100.



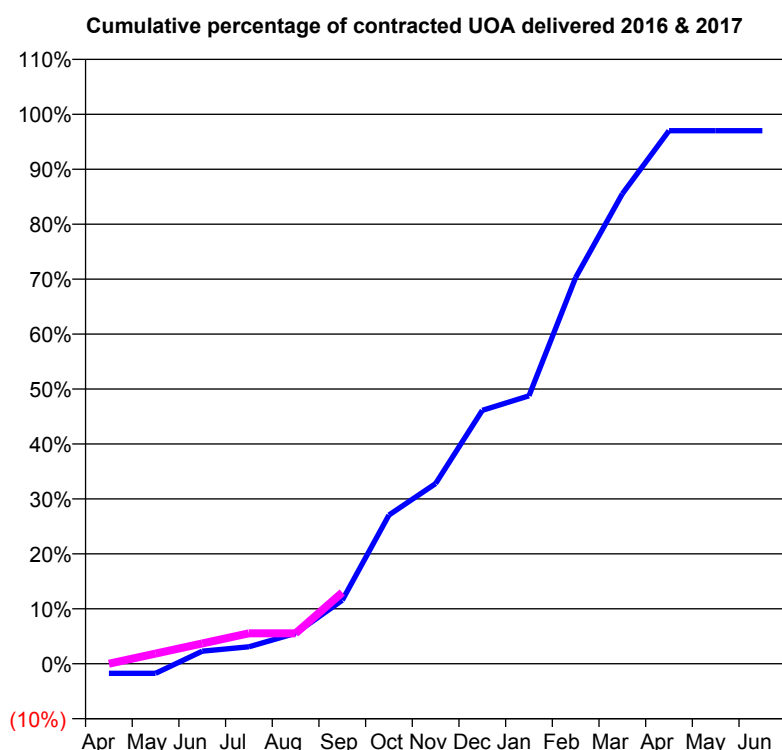
**Q59 - Vital Signs Orthodontic At a Glance Contract Report for 101281/0034 - September 2016**

Name or company name	OASIS DENTAL CARE LTD
Contract type name	GDS Contract
Purpose of contract	General and Orthodontic
Contract start date	01/04/2006
Contract end date	

16/17 Contracted general activity (UDA)	7,246
Carry forward general activity (UDA)	-143
16/17 Contracted orthodontic activity (UOA)	1,134
Carry forward orthodontic activity (UOA)	0
Baseline contract value	£247,080.38

**ACCESS**

	Contract	England and Wales
24 month ratio of assessments to patient IDs	1.15	1.10

**ACTIVITY**


Month	Adjusted Scheduled Activity (UOA)	
	2016	2017
April	-20	0
May	-20	21
June	26	42
July	35	63
August	63	63
September	131	147
October	307	
November	372	
December	523	
January	553	
February	797	
March	970	
April	1,100	
May	1,100	
June	1,100	

**QUALITY**

	Contract Quantity	Contract Base Number	Contract *	Region	England
% of all assessments that were assess and fit appliances (rolling 12 month period)	51	102	50.0%	53.0%	54.1%
% of all assessments that were assess and refuse (rolling 12 month period)	14	102	13.7%	11.7%	12.4%
% of all assessments that were assess and review (rolling 12 month period)	37	102	36.3%	35.3%	33.5%
% of terminated courses where treatment was abandoned or discontinued (rolling 12 month period)	0	1	0.0%	8.5%	7.2%
% of completed treatments indicating that PAR score was taken (year to date)	0	0	N/A	58.7%	58.9%
Rate of removable appliances per 100 fixed appliances - proposed treatment (rolling 12 month period)	3	87	3.45	6.99	5.66
Rate of removable appliances per 100 fixed appliances - completed treatment (rolling 12 month period)	0	0	N/A	6.41	4.88
% of courses of treatment with removable appliances only - proposed treatment (rolling 12 month period)	0	51	0.0%	2.5%	2.1%
% of courses of treatment with removable appliances only - completed treatment (rolling 12 month period)	0	1	0.0%	1.8%	1.5%
% of patients satisfied with the treatment they have received (rolling 12 month period)	0	0	N/A	95.6%	95.7%

\* Figures in italics indicate that the base number is less than 100.

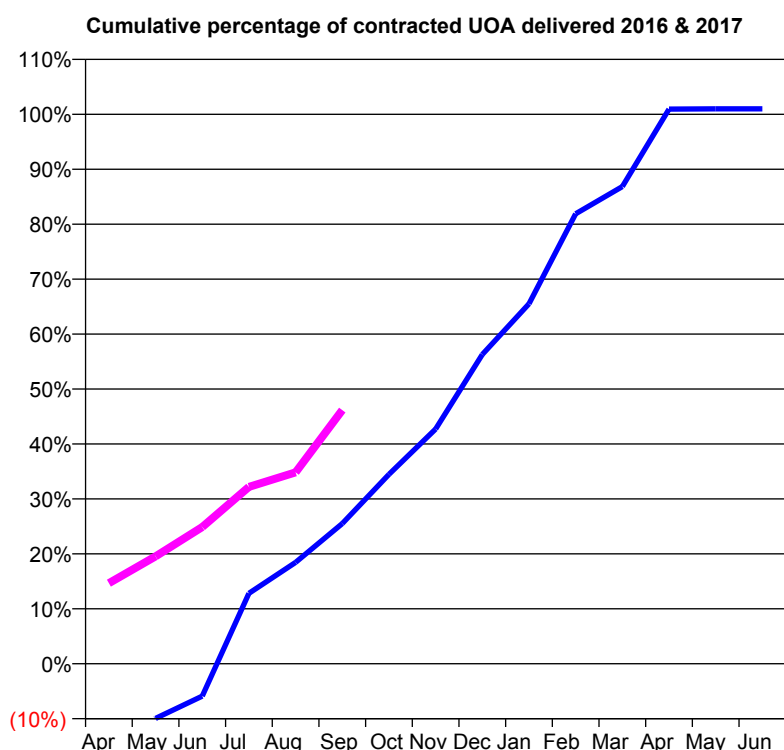
**Q59 - Vital Signs Orthodontic At a Glance Contract Report for 101281/0077 - September 2016**

Name or company name	OASIS DENTAL CARE LTD
Contract type name	GDS Contract
Purpose of contract	General and Orthodontic
Contract start date	01/04/2006
Contract end date	

16/17 Contracted general activity (UDA)	33,200
Carry forward general activity (UDA)	432
16/17 Contracted orthodontic activity (UOA)	3,163
Carry forward orthodontic activity (UOA)	0
Baseline contract value	£941,742.53

**ACCESS**

	Contract	England and Wales
24 month ratio of assessments to patient IDs	1.23	1.10

**ACTIVITY**


Month	Adjusted Scheduled Activity (UOA)	
	2016	2017
April	-624	464
May	-315	618
June	-187	787
July	406	1,018
August	584	1,102
September	807	1,460
October	1,090	
November	1,351	
December	1,780	
January	2,072	
February	2,590	
March	2,747	
April	3,193	
May	3,194	
June	3,194	

**QUALITY**

	Contract Quantity	Contract Base Number	Contract *	Region	England
% of all assessments that were assess and fit appliances (rolling 12 month period)	183	354	51.7%	53.0%	54.1%
% of all assessments that were assess and refuse (rolling 12 month period)	42	354	11.9%	11.7%	12.4%
% of all assessments that were assess and review (rolling 12 month period)	129	354	36.4%	35.3%	33.5%
% of terminated courses where treatment was abandoned or discontinued (rolling 12 month period)	18	206	8.7%	8.5%	7.2%
% of completed treatments indicating that PAR score was taken (year to date)	38	94	40.4%	58.7%	58.9%
Rate of removable appliances per 100 fixed appliances - proposed treatment (rolling 12 month period)	12	352	3.41	6.99	5.66
Rate of removable appliances per 100 fixed appliances - completed treatment (rolling 12 month period)	17	365	4.66	6.41	4.88
% of courses of treatment with removable appliances only - proposed treatment (rolling 12 month period)	5	183	2.7%	2.5%	2.1%
% of courses of treatment with removable appliances only - completed treatment (rolling 12 month period)	1	188	0.5%	1.8%	1.5%
% of patients satisfied with the treatment they have received (rolling 12 month period)	5	5	100.0%	95.6%	95.7%

\* Figures in italics indicate that the base number is less than 100.

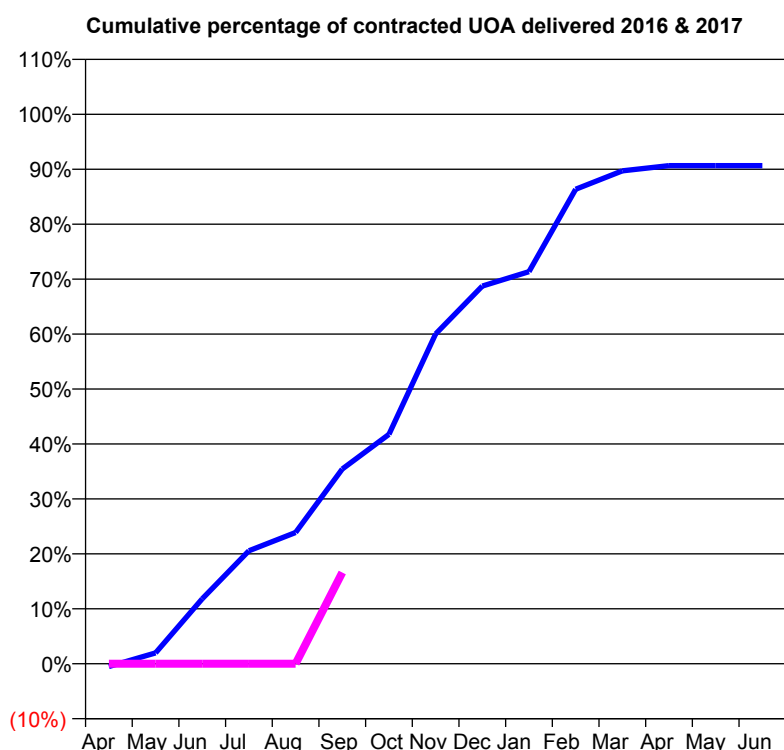
**Q59 - Vital Signs Orthodontic At a Glance Contract Report for 101370/0033 - September 2016**

Name or company name	Petrie Tucker & Partners Ltd
Contract type name	GDS Contract
Purpose of contract	General and Orthodontic
Contract start date	01/04/2006
Contract end date	

16/17 Contracted general activity (UDA)	3,500
Carry forward general activity (UDA)	0
16/17 Contracted orthodontic activity (UOA)	4,510
Carry forward orthodontic activity (UOA)	0
Baseline contract value	£383,444.33

**ACCESS**

	Contract	England and Wales
24 month ratio of assessments to patient IDs	1.09	1.10

**ACTIVITY**


Month	Adjusted Scheduled Activity (UOA)	
	2016	2017
April	-23	1
May	89	1
June	534	1
July	928	1
August	1,077	1
September	1,598	749
October	1,883	
November	2,707	
December	3,100	
January	3,218	
February	3,895	
March	4,046	
April	4,088	
May	4,088	
June	4,088	

**QUALITY**

	Contract Quantity	Contract Base Number	Contract *	Region	England
% of all assessments that were assess and fit appliances (rolling 12 month period)	144	374	38.5%	53.0%	54.1%
% of all assessments that were assess and refuse (rolling 12 month period)	56	374	15.0%	11.7%	12.4%
% of all assessments that were assess and review (rolling 12 month period)	174	374	46.5%	35.3%	33.5%
% of terminated courses where treatment was abandoned or discontinued (rolling 12 month period)	9	27	33.3%	8.5%	7.2%
% of completed treatments indicating that PAR score was taken (year to date)	1	15	6.7%	58.7%	58.9%
Rate of removable appliances per 100 fixed appliances - proposed treatment (rolling 12 month period)	57	282	20.21	6.99	5.66
Rate of removable appliances per 100 fixed appliances - completed treatment (rolling 12 month period)	8	31	25.81	6.41	4.88
% of courses of treatment with removable appliances only - proposed treatment (rolling 12 month period)	1	144	0.7%	2.5%	2.1%
% of courses of treatment with removable appliances only - completed treatment (rolling 12 month period)	1	18	5.6%	1.8%	1.5%
% of patients satisfied with the treatment they have received (rolling 12 month period)	1	1	100.0%	95.6%	95.7%

\* Figures in italics indicate that the base number is less than 100.

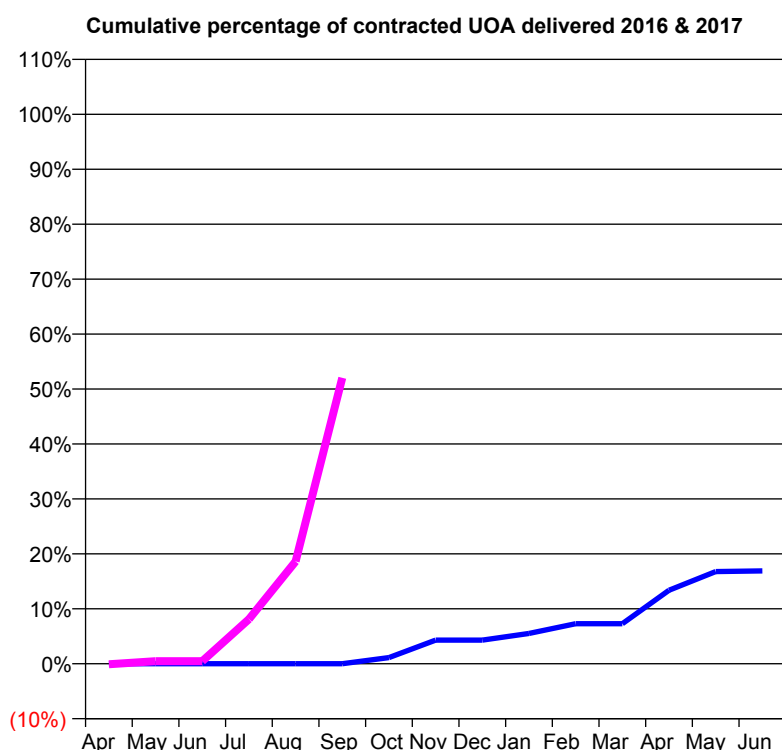
**Q59 - Vital Signs Orthodontic At a Glance Contract Report for 104213/0001 - September 2016**

Name or company name	Clearly Orthodontics Limited
Contract type name	PDS Contract
Purpose of contract	Orthodontic
Contract start date	01/07/2015
Contract end date	30/09/2017

16/17 Contracted general activity (UDA)	0
Carry forward general activity (UDA)	0
16/17 Contracted orthodontic activity (UOA)	838
Carry forward orthodontic activity (UOA)	1
Baseline contract value	£49,624.16

**ACCESS**

	Contract	England and Wales
24 month ratio of assessments to patient IDs	1.03	1.10

**ACTIVITY**


Month	Adjusted Scheduled Activity (UOA)	
	2016	2017
April	0	-1
May	0	4
June	0	4
July	0	68
August	0	156
September	0	436
October	42	
November	160	
December	160	
January	205	
February	271	
March	271	
April	497	
May	623	
June	628	

**QUALITY**

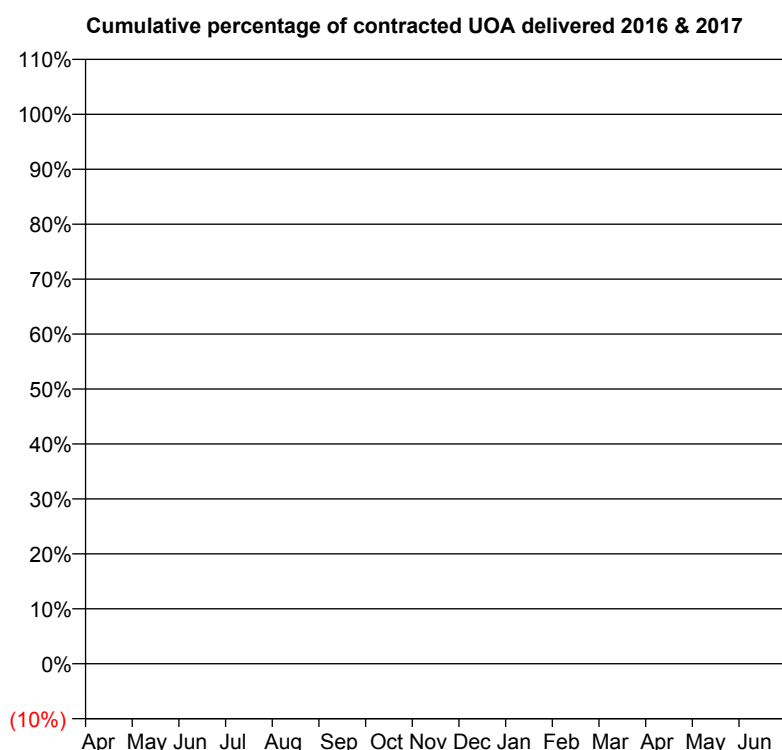
	Contract Quantity	Contract Base Number	Contract *	Region	England
% of all assessments that were assess and fit appliances (rolling 12 month period)	48	105	45.7%	53.0%	54.1%
% of all assessments that were assess and refuse (rolling 12 month period)	14	105	13.3%	11.7%	12.4%
% of all assessments that were assess and review (rolling 12 month period)	43	105	41.0%	35.3%	33.5%
% of terminated courses where treatment was abandoned or discontinued (rolling 12 month period)	0	0	N/A	8.5%	7.2%
% of completed treatments indicating that PAR score was taken (year to date)	0	0	N/A	58.7%	58.9%
Rate of removable appliances per 100 fixed appliances - proposed treatment (rolling 12 month period)	0	0	N/A	6.99	5.66
Rate of removable appliances per 100 fixed appliances - completed treatment (rolling 12 month period)	0	0	N/A	6.41	4.88
% of courses of treatment with removable appliances only - proposed treatment (rolling 12 month period)	0	48	0.0%	2.5%	2.1%
% of courses of treatment with removable appliances only - completed treatment (rolling 12 month period)	0	0	N/A	1.8%	1.5%
% of patients satisfied with the treatment they have received (rolling 12 month period)	2	2	100.0%	95.6%	95.7%

\* Figures in italics indicate that the base number is less than 100.

**Q59 - Vital Signs Orthodontic At a Glance Contract Report for 104213/0002 - September 2016**

Name or company name	Clearly Orthodontics Limited	16/17 Contracted general activity (UDA)	0
Contract type name	PDS Contract	Carry forward general activity (UDA)	0
Purpose of contract	Orthodontic	16/17 Contracted orthodontic activity (UOA)	0
Contract start date	01/07/2015	Carry forward orthodontic activity (UOA)	0
Contract end date	30/09/2017	Baseline contract value	£122,911.00

ACCESS	Contract	England and Wales
24 month ratio of assessments to patient IDs	1.02	1.10

**ACTIVITY**


Month	Adjusted Scheduled Activity (UOA)	
	2016	2017
April	0	0
May	0	256
June	0	387
July	0	1,047
August	0	1,220
September	450	1,331
October	588	
November	867	
December	1,066	
January	1,365	
February	1,622	
March	1,950	
April	1,950	
May	2,076	
June	2,076	

QUALITY	Contract Quantity	Contract Base Number	Contract *	Region	England
% of all assessments that were assess and fit appliances (rolling 12 month period)	137	207	66.2%	53.0%	54.1%
% of all assessments that were assess and refuse (rolling 12 month period)	4	207	1.9%	11.7%	12.4%
% of all assessments that were assess and review (rolling 12 month period)	66	207	31.9%	35.3%	33.5%
% of terminated courses where treatment was abandoned or discontinued (rolling 12 month period)	0	0	N/A	8.5%	7.2%
% of completed treatments indicating that PAR score was taken (year to date)	0	0	N/A	58.7%	58.9%
Rate of removable appliances per 100 fixed appliances - proposed treatment (rolling 12 month period)	0	0	N/A	6.99	5.66
Rate of removable appliances per 100 fixed appliances - completed treatment (rolling 12 month period)	0	0	N/A	6.41	4.88
% of courses of treatment with removable appliances only - proposed treatment (rolling 12 month period)	0	137	0.0%	2.5%	2.1%
% of courses of treatment with removable appliances only - completed treatment (rolling 12 month period)	0	0	N/A	1.8%	1.5%
% of patients satisfied with the treatment they have received (rolling 12 month period)	6	6	100.0%	95.6%	95.7%

\* Figures in italics indicate that the base number is less than 100.

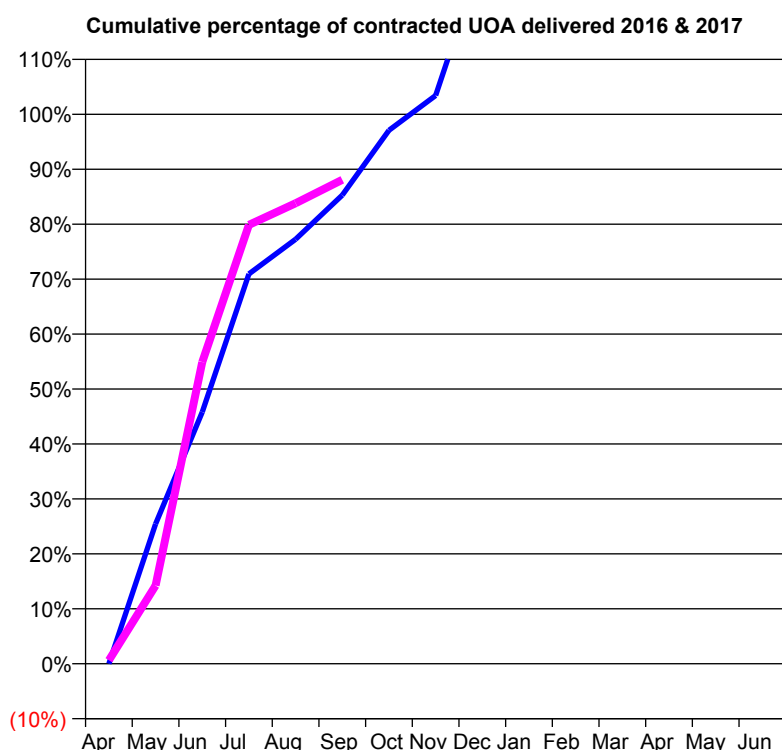
**Q59 - Vital Signs Orthodontic At a Glance Contract Report for 117250/0002 - September 2016**

Name or company name	Hallcross Dental Practices Limited
Contract type name	PDS Contract
Purpose of contract	General and Orthodontic
Contract start date	01/04/2008
Contract end date	30/09/2017

16/17 Contracted general activity (UDA)	0
Carry forward general activity (UDA)	0
16/17 Contracted orthodontic activity (UOA)	2,291
Carry forward orthodontic activity (UOA)	0
Baseline contract value	£152,597.66

**ACCESS**

	Contract	England and Wales
24 month ratio of assessments to patient IDs	1.12	1.10

**ACTIVITY**


Month	Adjusted Scheduled Activity (UOA)	
	2016	2017
April	0	15
May	790	326
June	1,422	1,258
July	2,202	1,830
August	2,398	1,920
September	2,647	2,018
October	3,013	
November	3,210	
December	3,990	
January	4,121	
February	4,292	
March	4,350	
April	4,355	
May	4,355	
June	4,355	

**QUALITY**

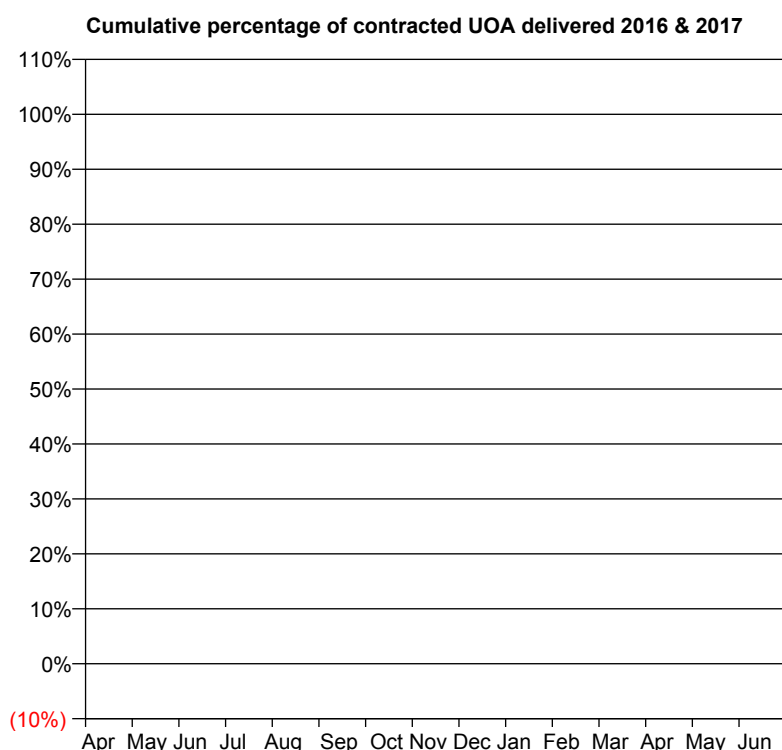
	Contract Quantity	Contract Base Number	Contract *	Region	England
% of all assessments that were assess and fit appliances (rolling 12 month period)	173	350	49.4%	53.0%	54.1%
% of all assessments that were assess and refuse (rolling 12 month period)	38	350	10.9%	11.7%	12.4%
% of all assessments that were assess and review (rolling 12 month period)	139	350	39.7%	35.3%	33.5%
% of terminated courses where treatment was abandoned or discontinued (rolling 12 month period)	11	221	5.0%	8.5%	7.2%
% of completed treatments indicating that PAR score was taken (year to date)	30	100	30.0%	58.7%	58.9%
Rate of removable appliances per 100 fixed appliances - proposed treatment (rolling 12 month period)	5	53	9.43	6.99	5.66
Rate of removable appliances per 100 fixed appliances - completed treatment (rolling 12 month period)	0	317	0.00	6.41	4.88
% of courses of treatment with removable appliances only - proposed treatment (rolling 12 month period)	5	173	2.9%	2.5%	2.1%
% of courses of treatment with removable appliances only - completed treatment (rolling 12 month period)	0	210	0.0%	1.8%	1.5%
% of patients satisfied with the treatment they have received (rolling 12 month period)	8	9	88.9%	95.6%	95.7%

\* Figures in italics indicate that the base number is less than 100.

**Q59 - Vital Signs Orthodontic At a Glance Contract Report for 117250/0005 - September 2016**

Name or company name	Hallcross Dental Practices Limited	16/17 Contracted general activity (UDA)	0
Contract type name	PDS Contract	Carry forward general activity (UDA)	0
Purpose of contract	General and Orthodontic	16/17 Contracted orthodontic activity (UOA)	0
Contract start date	01/01/2012	Carry forward orthodontic activity (UOA)	0
Contract end date	30/09/2017	Baseline contract value	£74,455.01

ACCESS	Contract	England and Wales
24 month ratio of assessments to patient IDs	1.01	1.10

**ACTIVITY**


Month	2016	2017
April	0	0
May	85	211
June	169	345
July	282	542
August	458	735
September	566	825
October	699	
November	877	
December	1,033	
January	1,181	
February	1,397	
March	1,478	
April	1,585	
May	1,585	
June	1,585	

QUALITY	Contract Quantity	Contract Base Number	Contract *	Region	England
% of all assessments that were assess and fit appliances (rolling 12 month period)	84	163	51.5%	53.0%	54.1%
% of all assessments that were assess and refuse (rolling 12 month period)	13	163	8.0%	11.7%	12.4%
% of all assessments that were assess and review (rolling 12 month period)	66	163	40.5%	35.3%	33.5%
% of terminated courses where treatment was abandoned or discontinued (rolling 12 month period)	0	82	0.0%	8.5%	7.2%
% of completed treatments indicating that PAR score was taken (year to date)	12	47	25.5%	58.7%	58.9%
Rate of removable appliances per 100 fixed appliances - proposed treatment (rolling 12 month period)	0	61	0.00	6.99	5.66
Rate of removable appliances per 100 fixed appliances - completed treatment (rolling 12 month period)	0	147	0.00	6.41	4.88
% of courses of treatment with removable appliances only - proposed treatment (rolling 12 month period)	0	84	0.0%	2.5%	2.1%
% of courses of treatment with removable appliances only - completed treatment (rolling 12 month period)	0	82	0.0%	1.8%	1.5%
% of patients satisfied with the treatment they have received (rolling 12 month period)	4	4	100.0%	95.6%	95.7%

\* Figures in italics indicate that the base number is less than 100.

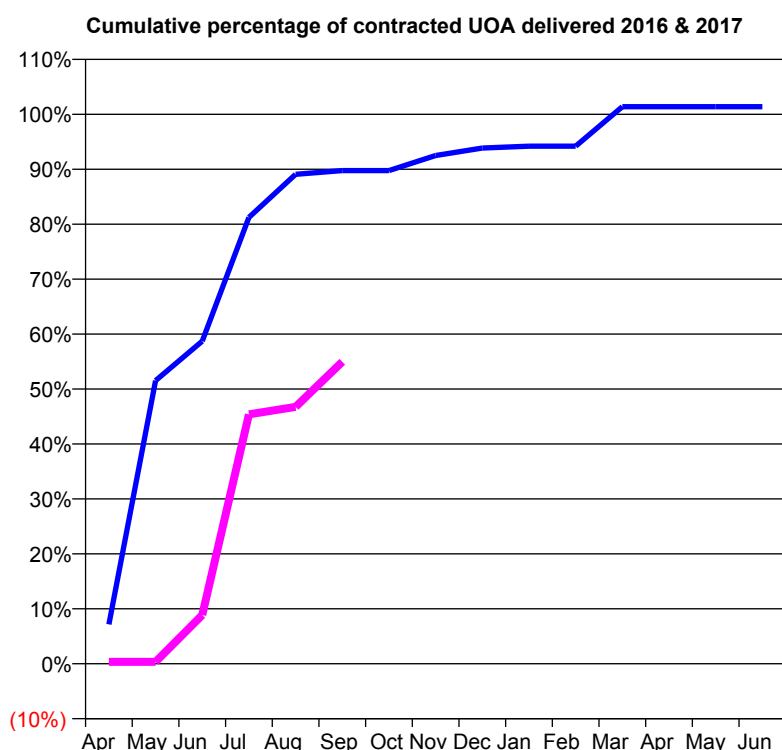
**Q59 - Vital Signs Orthodontic At a Glance Contract Report for 117412/0002 - September 2016**

Name or company name	HS Virdee Ltd
Contract type name	GDS Contract
Purpose of contract	General and Orthodontic
Contract start date	01/11/2007
Contract end date	

16/17 Contracted general activity (UDA)	10,377
Carry forward general activity (UDA)	-161
16/17 Contracted orthodontic activity (UOA)	293
Carry forward orthodontic activity (UOA)	0
Baseline contract value	£288,679.25

**ACCESS**

	Contract	England and Wales
24 month ratio of assessments to patient IDs	1.02	1.10

**ACTIVITY**


Month	Adjusted Scheduled Activity (UOA)	
	2016	2017
April	21	1
May	151	1
June	172	26
July	238	133
August	261	137
September	263	161
October	263	
November	271	
December	275	
January	276	
February	276	
March	297	
April	297	
May	297	
June	297	

**QUALITY**

	Contract Quantity	Contract Base Number	Contract *	Region	England
% of all assessments that were assess and fit appliances (rolling 12 month period)	8	35	22.9%	53.0%	54.1%
% of all assessments that were assess and refuse (rolling 12 month period)	9	35	25.7%	11.7%	12.4%
% of all assessments that were assess and review (rolling 12 month period)	18	35	51.4%	35.3%	33.5%
% of terminated courses where treatment was abandoned or discontinued (rolling 12 month period)	0	14	0.0%	8.5%	7.2%
% of completed treatments indicating that PAR score was taken (year to date)	10	10	100.0%	58.7%	58.9%
Rate of removable appliances per 100 fixed appliances - proposed treatment (rolling 12 month period)	0	14	0.00	6.99	5.66
Rate of removable appliances per 100 fixed appliances - completed treatment (rolling 12 month period)	0	27	0.00	6.41	4.88
% of courses of treatment with removable appliances only - proposed treatment (rolling 12 month period)	0	8	0.0%	2.5%	2.1%
% of courses of treatment with removable appliances only - completed treatment (rolling 12 month period)	0	14	0.0%	1.8%	1.5%
% of patients satisfied with the treatment they have received (rolling 12 month period)	1	1	100.0%	95.6%	95.7%

\* Figures in italics indicate that the base number is less than 100.



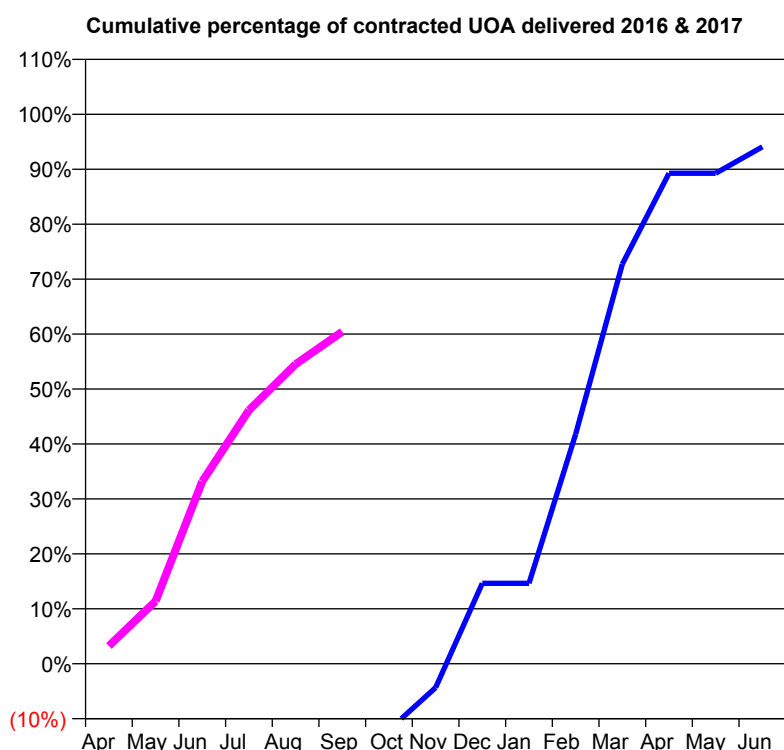
**Q59 - Vital Signs Orthodontic At a Glance Contract Report for 118680/0003 - September 2016**

Name or company name	Mr P Sitlu & Mr I Bhyat
Contract type name	GDS Contract
Purpose of contract	General and Orthodontic
Contract start date	09/12/2008
Contract end date	

16/17 Contracted general activity (UDA)	30,774
Carry forward general activity (UDA)	0
16/17 Contracted orthodontic activity (UOA)	895
Carry forward orthodontic activity (UOA)	0
Baseline contract value	£677,346.90

**ACCESS**

	Contract	England and Wales
24 month ratio of assessments to patient IDs	1.13	1.10

**ACTIVITY**


Month	Adjusted Scheduled Activity (UOA)	
	2016	2017
April	-1,187	29
May	-971	102
June	-737	297
July	-397	413
August	-242	488
September	-217	541
October	-108	
November	-39	
December	131	
January	131	
February	374	
March	651	
April	799	
May	799	
June	842	

**QUALITY**

	Contract Quantity	Contract Base Number	Contract *	Region	England
% of all assessments that were assess and fit appliances (rolling 12 month period)	72	162	44.4%	53.0%	54.1%
% of all assessments that were assess and refuse (rolling 12 month period)	19	162	11.7%	11.7%	12.4%
% of all assessments that were assess and review (rolling 12 month period)	71	162	43.8%	35.3%	33.5%
% of terminated courses where treatment was abandoned or discontinued (rolling 12 month period)	5	73	6.8%	8.5%	7.2%
% of completed treatments indicating that PAR score was taken (year to date)	1	48	2.1%	58.7%	58.9%
Rate of removable appliances per 100 fixed appliances - proposed treatment (rolling 12 month period)	1	103	0.97	6.99	5.66
Rate of removable appliances per 100 fixed appliances - completed treatment (rolling 12 month period)	0	76	0.00	6.41	4.88
% of courses of treatment with removable appliances only - proposed treatment (rolling 12 month period)	1	72	1.4%	2.5%	2.1%
% of courses of treatment with removable appliances only - completed treatment (rolling 12 month period)	0	68	0.0%	1.8%	1.5%
% of patients satisfied with the treatment they have received (rolling 12 month period)	1	1	100.0%	95.6%	95.7%

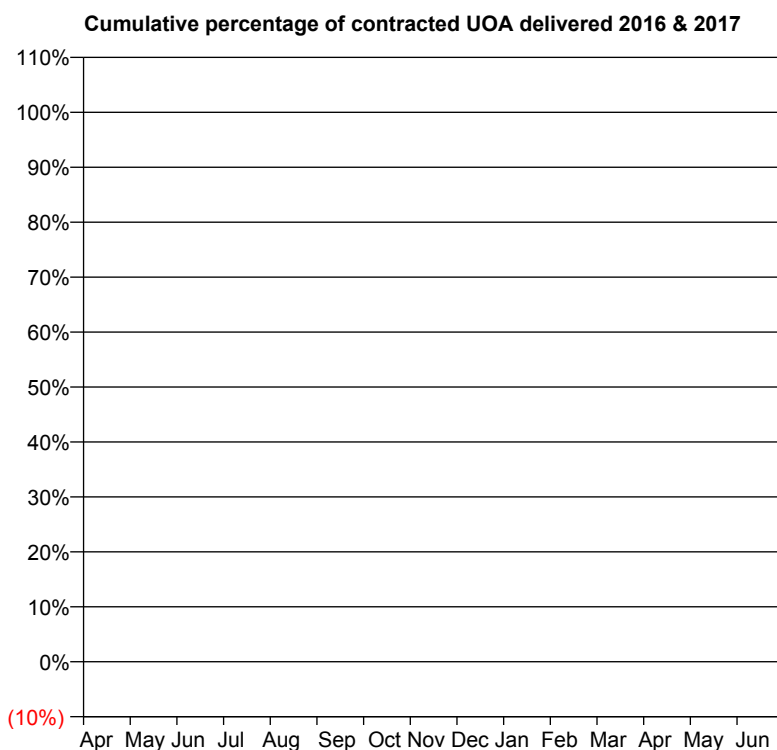
\* Figures in italics indicate that the base number is less than 100.

**Q59 - Vital Signs Orthodontic At a Glance Contract Report for 118680/0007 - September 2016**

Name or company name	Mr P Sitlu & Mr I Bhyat	16/17 Contracted general activity (UDA)	0
Contract type name	PDS Contract	Carry forward general activity (UDA)	0
Purpose of contract	General and Orthodontic	16/17 Contracted orthodontic activity (UOA)	0
Contract start date	01/01/2012	Carry forward orthodontic activity (UOA)	0
Contract end date	30/09/2017	Baseline contract value	£1.01

**ACCESS**

	Contract	England and Wales
24 month ratio of assessments to patient IDs	1.05	1.10

**ACTIVITY**


Month	Adjusted Scheduled Activity (UOA)	
	2016	2017
April	0	0
May	0	0
June	64	0
July	151	0
August	278	1
September	320	2
October	363	
November	386	
December	556	
January	556	
February	622	
March	622	
April	622	
May	622	
June	622	

**QUALITY**

	Contract Quantity	Contract Base Number	Contract *	Region	England
% of all assessments that were assess and fit appliances (rolling 12 month period)	14	25	56.0%	53.0%	54.1%
% of all assessments that were assess and refuse (rolling 12 month period)	2	25	8.0%	11.7%	12.4%
% of all assessments that were assess and review (rolling 12 month period)	9	25	36.0%	35.3%	33.5%
% of terminated courses where treatment was abandoned or discontinued (rolling 12 month period)	9	41	22.0%	8.5%	7.2%
% of completed treatments indicating that PAR score was taken (year to date)	0	15	0.0%	58.7%	58.9%
Rate of removable appliances per 100 fixed appliances - proposed treatment (rolling 12 month period)	5	11	45.45	6.99	5.66
Rate of removable appliances per 100 fixed appliances - completed treatment (rolling 12 month period)	0	39	0.00	6.41	4.88
% of courses of treatment with removable appliances only - proposed treatment (rolling 12 month period)	5	14	35.7%	2.5%	2.1%
% of courses of treatment with removable appliances only - completed treatment (rolling 12 month period)	0	32	0.0%	1.8%	1.5%
% of patients satisfied with the treatment they have received (rolling 12 month period)	0	0	N/A	95.6%	95.7%

\* Figures in italics indicate that the base number is less than 100.

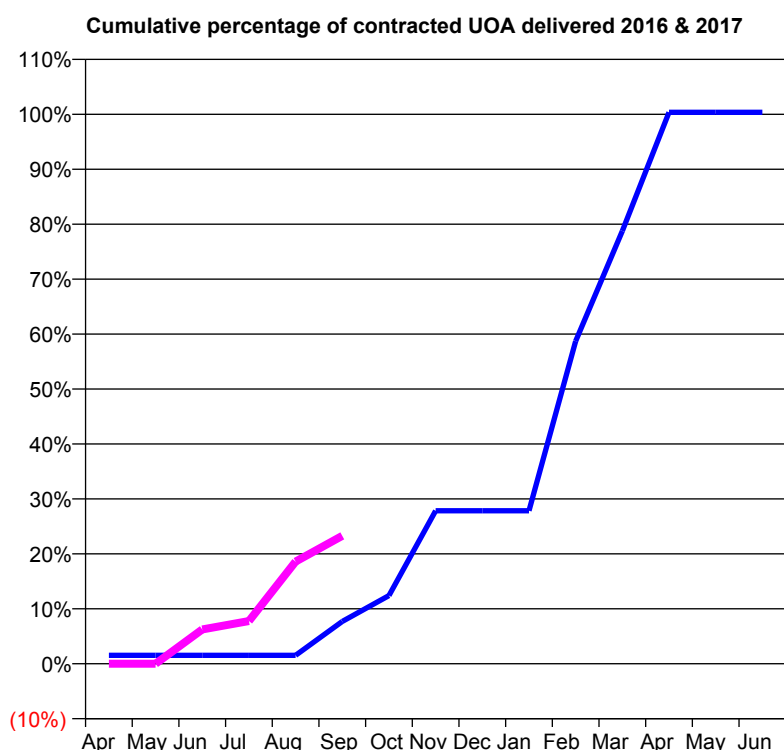
**Q59 - Vital Signs Orthodontic At a Glance Contract Report for 121789/0001 - September 2016**

Name or company name	Mr C Lucas, Mr M Hamburger, R Ingledew
Contract type name	GDS Contract
Purpose of contract	General and Orthodontic
Contract start date	01/04/2012
Contract end date	

16/17 Contracted general activity (UDA)	4,345
Carry forward general activity (UDA)	0
16/17 Contracted orthodontic activity (UOA)	1,361
Carry forward orthodontic activity (UOA)	0
Baseline contract value	£208,071.96

**ACCESS**

	Contract	England and Wales
24 month ratio of assessments to patient IDs	1.01	1.10

**ACTIVITY**


Month	Adjusted Scheduled Activity (UOA)	
	2016	2017
April	21	0
May	21	0
June	21	85
July	21	106
August	21	253
September	105	317
October	169	
November	379	
December	379	
January	379	
February	799	
March	1,072	
April	1,366	
May	1,366	
June	1,366	

**QUALITY**

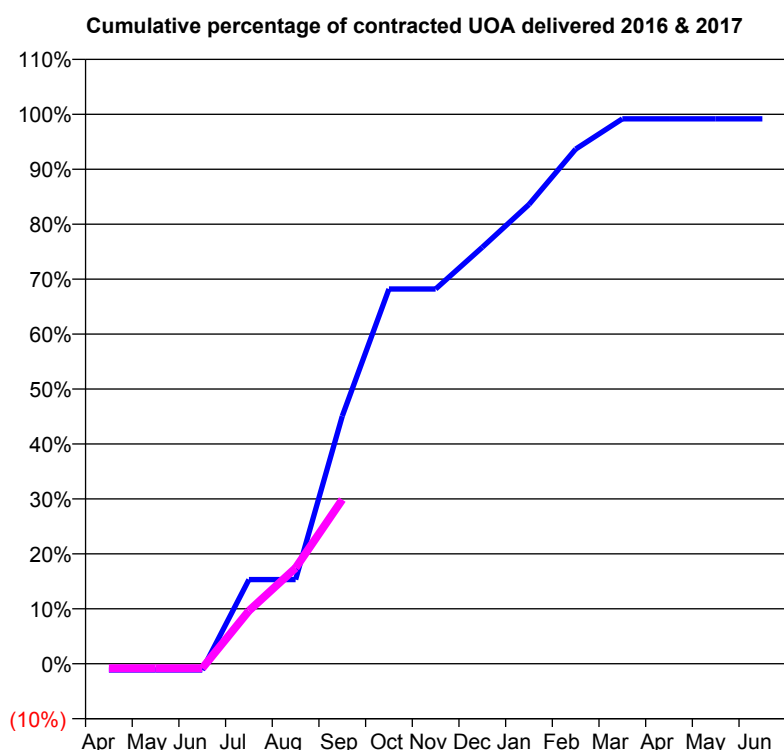
	Contract Quantity	Contract Base Number	Contract *	Region	England
% of all assessments that were assess and fit appliances (rolling 12 month period)	75	82	91.5%	53.0%	54.1%
% of all assessments that were assess and refuse (rolling 12 month period)	4	82	4.9%	11.7%	12.4%
% of all assessments that were assess and review (rolling 12 month period)	3	82	3.7%	35.3%	33.5%
% of terminated courses where treatment was abandoned or discontinued (rolling 12 month period)	2	24	8.3%	8.5%	7.2%
% of completed treatments indicating that PAR score was taken (year to date)	0	3	0.0%	58.7%	58.9%
Rate of removable appliances per 100 fixed appliances - proposed treatment (rolling 12 month period)	1	146	0.68	6.99	5.66
Rate of removable appliances per 100 fixed appliances - completed treatment (rolling 12 month period)	1	44	2.27	6.41	4.88
% of courses of treatment with removable appliances only - proposed treatment (rolling 12 month period)	0	75	0.0%	2.5%	2.1%
% of courses of treatment with removable appliances only - completed treatment (rolling 12 month period)	0	22	0.0%	1.8%	1.5%
% of patients satisfied with the treatment they have received (rolling 12 month period)	3	3	100.0%	95.6%	95.7%

\* Figures in italics indicate that the base number is less than 100.

**Q59 - Vital Signs Orthodontic At a Glance Contract Report for 123218/0001 - September 2016**

Name or company name	Dayadent Limited	16/17 Contracted general activity (UDA)	4,952
Contract type name	GDS Contract	Carry forward general activity (UDA)	-56
Purpose of contract	General and Orthodontic	16/17 Contracted orthodontic activity (UOA)	1,657
Contract start date	01/04/2008	Carry forward orthodontic activity (UOA)	14
Contract end date		Baseline contract value	£270,946.44

ACCESS	Contract	England and Wales
24 month ratio of assessments to patient IDs	1.17	1.10

**ACTIVITY**


Month	Adjusted Scheduled Activity (UOA)	
	2016	2017
April	-19	-14
May	-19	-14
June	-19	-14
July	254	160
August	254	289
September	747	495
October	1,130	
November	1,130	
December	1,256	
January	1,385	
February	1,552	
March	1,643	
April	1,643	
May	1,643	
June	1,643	

QUALITY	Contract Quantity	Contract Base Number	Contract *	Region	England
% of all assessments that were assess and fit appliances (rolling 12 month period)	64	125	51.2%	53.0%	54.1%
% of all assessments that were assess and refuse (rolling 12 month period)	3	125	2.4%	11.7%	12.4%
% of all assessments that were assess and review (rolling 12 month period)	58	125	46.4%	35.3%	33.5%
% of terminated courses where treatment was abandoned or discontinued (rolling 12 month period)	0	12	0.0%	8.5%	7.2%
% of completed treatments indicating that PAR score was taken (year to date)	0	0	N/A	58.7%	58.9%
Rate of removable appliances per 100 fixed appliances - proposed treatment (rolling 12 month period)	0	0	N/A	6.99	5.66
Rate of removable appliances per 100 fixed appliances - completed treatment (rolling 12 month period)	0	0	N/A	6.41	4.88
% of courses of treatment with removable appliances only - proposed treatment (rolling 12 month period)	0	64	0.0%	2.5%	2.1%
% of courses of treatment with removable appliances only - completed treatment (rolling 12 month period)	0	12	0.0%	1.8%	1.5%
% of patients satisfied with the treatment they have received (rolling 12 month period)	0	0	N/A	95.6%	95.7%

\* Figures in italics indicate that the base number is less than 100.

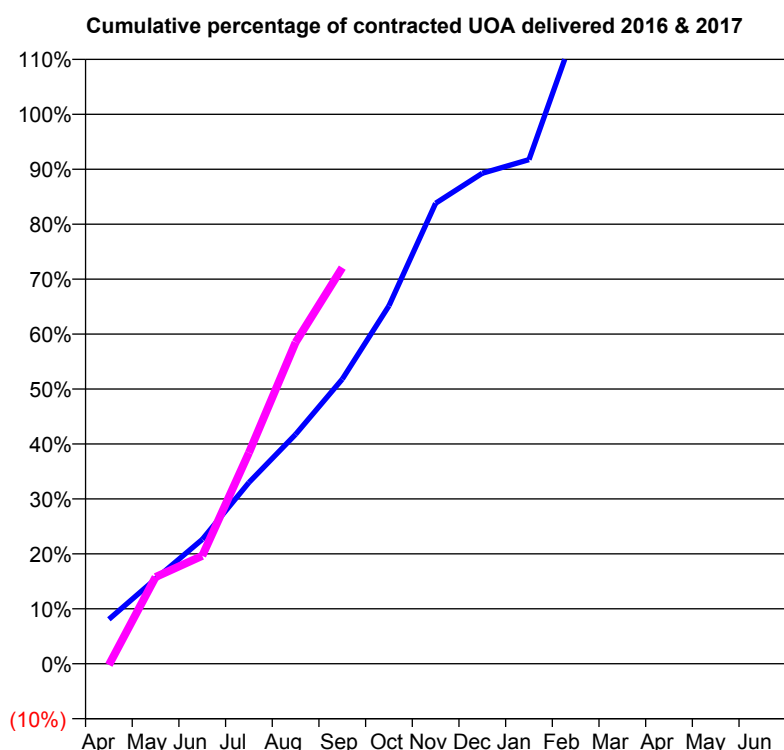
**Q59 - Vital Signs Orthodontic At a Glance Contract Report for 126071/0001 - September 2016**

Name or company name	Wilson, Edwards & Sanghi
Contract type name	GDS Contract
Purpose of contract	General and Orthodontic
Contract start date	01/04/2006
Contract end date	

16/17 Contracted general activity (UDA)	37,524
Carry forward general activity (UDA)	0
16/17 Contracted orthodontic activity (UOA)	1,318
Carry forward orthodontic activity (UOA)	3
Baseline contract value	£965,081.55

**ACCESS**

	Contract	England and Wales
24 month ratio of assessments to patient IDs	1.44	1.10

**ACTIVITY**


Month	Adjusted Scheduled Activity (UOA)	
	2016	2017
April	108	-3
May	206	208
June	302	259
July	440	506
August	557	771
September	691	950
October	869	
November	1,118	
December	1,191	
January	1,224	
February	1,542	
March	1,620	
April	1,642	
May	1,643	
June	1,643	

**QUALITY**

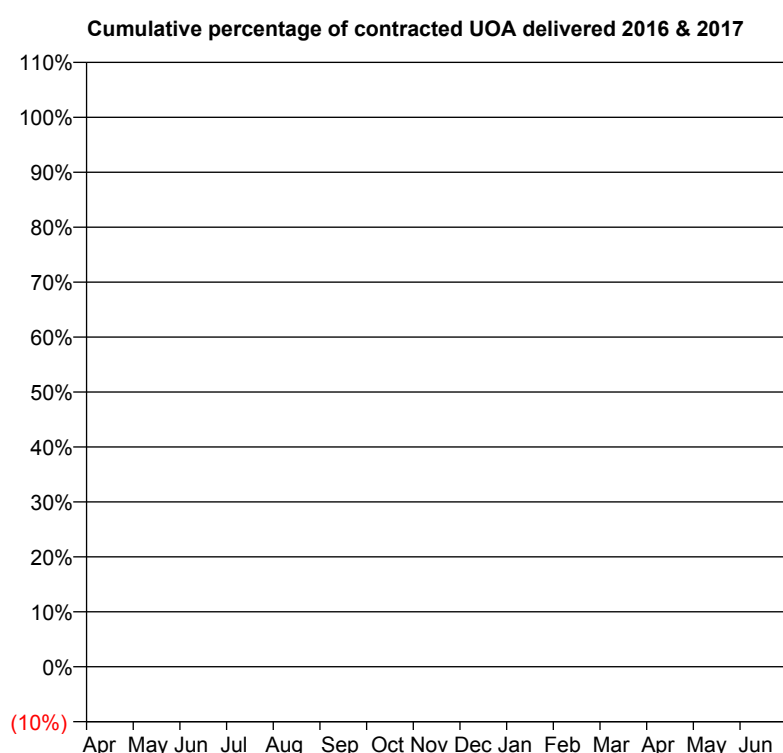
	Contract Quantity	Contract Base Number	Contract *	Region	England
% of all assessments that were assess and fit appliances (rolling 12 month period)	89	249	35.7%	53.0%	54.1%
% of all assessments that were assess and refuse (rolling 12 month period)	7	249	2.8%	11.7%	12.4%
% of all assessments that were assess and review (rolling 12 month period)	153	249	61.4%	35.3%	33.5%
% of terminated courses where treatment was abandoned or discontinued (rolling 12 month period)	8	66	12.1%	8.5%	7.2%
% of completed treatments indicating that PAR score was taken (year to date)	32	33	97.0%	58.7%	58.9%
Rate of removable appliances per 100 fixed appliances - proposed treatment (rolling 12 month period)	22	152	14.47	6.99	5.66
Rate of removable appliances per 100 fixed appliances - completed treatment (rolling 12 month period)	13	106	12.26	6.41	4.88
% of courses of treatment with removable appliances only - proposed treatment (rolling 12 month period)	4	89	4.5%	2.5%	2.1%
% of courses of treatment with removable appliances only - completed treatment (rolling 12 month period)	1	58	1.7%	1.8%	1.5%
% of patients satisfied with the treatment they have received (rolling 12 month period)	3	3	100.0%	95.6%	95.7%

\* Figures in italics indicate that the base number is less than 100.

**Q59 - Vital Signs Orthodontic At a Glance Contract Report for 127078/0004 - September 2016**

Name or company name	The Whitehouse Surgery Ltd	16/17 Contracted general activity (UDA)	0
Contract type name	PDS Contract	Carry forward general activity (UDA)	0
Purpose of contract	Orthodontic	16/17 Contracted orthodontic activity (UOA)	0
Contract start date	01/01/2012	Carry forward orthodontic activity (UOA)	0
Contract end date	30/09/2017	Baseline contract value	£132,345.00

ACCESS	Contract	England and Wales
24 month ratio of assessments to patient IDs	1.03	1.10

**ACTIVITY**


Month	Adjusted Scheduled Activity (UOA)	
	2016	2017
April	0	0
May	189	195
June	189	437
July	535	676
August	712	980
September	783	1,182
October	835	
November	979	
December	1,016	
January	1,016	
February	1,526	
March	1,682	
April	1,878	
May	1,878	
June	1,878	

**QUALITY**

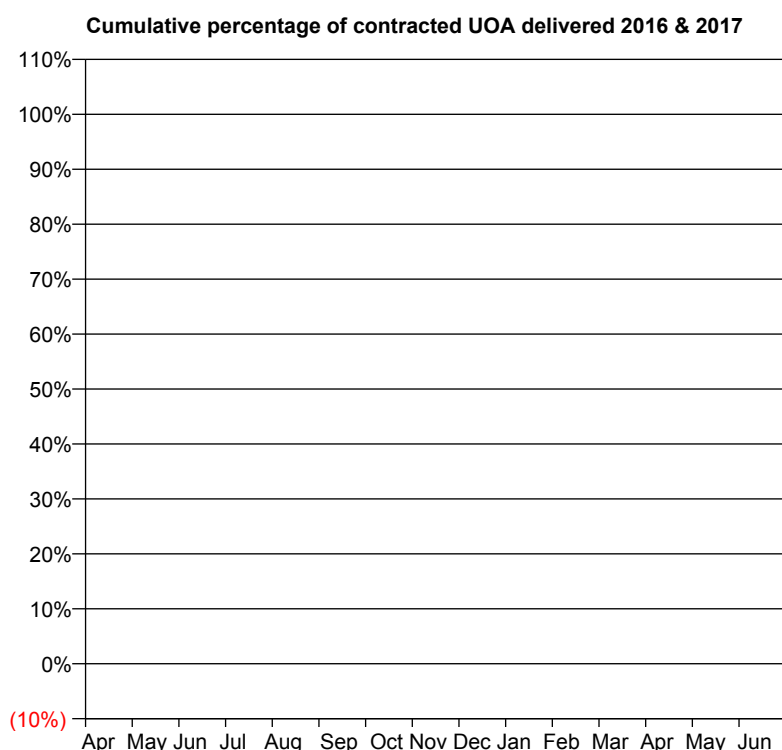
	Contract Quantity	Contract Base Number	Contract *	Region	England
% of all assessments that were assess and fit appliances (rolling 12 month period)	104	236	44.1%	53.0%	54.1%
% of all assessments that were assess and refuse (rolling 12 month period)	97	236	41.1%	11.7%	12.4%
% of all assessments that were assess and review (rolling 12 month period)	35	236	14.8%	35.3%	33.5%
% of terminated courses where treatment was abandoned or discontinued (rolling 12 month period)	2	73	2.7%	8.5%	7.2%
% of completed treatments indicating that PAR score was taken (year to date)	41	44	93.2%	58.7%	58.9%
Rate of removable appliances per 100 fixed appliances - proposed treatment (rolling 12 month period)	9	204	4.41	6.99	5.66
Rate of removable appliances per 100 fixed appliances - completed treatment (rolling 12 month period)	2	128	1.56	6.41	4.88
% of courses of treatment with removable appliances only - proposed treatment (rolling 12 month period)	1	104	1.0%	2.5%	2.1%
% of courses of treatment with removable appliances only - completed treatment (rolling 12 month period)	1	71	1.4%	1.8%	1.5%
% of patients satisfied with the treatment they have received (rolling 12 month period)	2	2	100.0%	95.6%	95.7%

\* Figures in italics indicate that the base number is less than 100.

**Q59 - Vital Signs Orthodontic At a Glance Contract Report for 130796/0004 - September 2016**

Name or company name	JDRM Dental Care Ltd	16/17 Contracted general activity (UDA)	0
Contract type name	PDS Contract	Carry forward general activity (UDA)	0
Purpose of contract	General and Orthodontic	16/17 Contracted orthodontic activity (UOA)	0
Contract start date	01/01/2012	Carry forward orthodontic activity (UOA)	0
Contract end date	30/09/2017	Baseline contract value	£99,509.01

ACCESS	Contract	England and Wales
24 month ratio of assessments to patient IDs	1.03	1.10

**ACTIVITY**


Month	Adjusted Scheduled Activity (UOA)	
	2016	2017
April	0	0
May	181	216
June	270	413
July	568	564
August	656	765
September	830	982
October	1,037	
November	1,312	
December	1,562	
January	1,636	
February	1,764	
March	2,140	
April	2,315	
May	2,315	
June	2,315	

QUALITY	Contract Quantity	Contract Base Number	Contract *	Region	England
% of all assessments that were assess and fit appliances (rolling 12 month period)	113	243	46.5%	53.0%	54.1%
% of all assessments that were assess and refuse (rolling 12 month period)	115	243	47.3%	11.7%	12.4%
% of all assessments that were assess and review (rolling 12 month period)	15	243	6.2%	35.3%	33.5%
% of terminated courses where treatment was abandoned or discontinued (rolling 12 month period)	2	129	1.6%	8.5%	7.2%
% of completed treatments indicating that PAR score was taken (year to date)	68	68	100.0%	58.7%	58.9%
Rate of removable appliances per 100 fixed appliances - proposed treatment (rolling 12 month period)	6	226	2.65	6.99	5.66
Rate of removable appliances per 100 fixed appliances - completed treatment (rolling 12 month period)	2	252	0.79	6.41	4.88
% of courses of treatment with removable appliances only - proposed treatment (rolling 12 month period)	0	113	0.0%	2.5%	2.1%
% of courses of treatment with removable appliances only - completed treatment (rolling 12 month period)	0	127	0.0%	1.8%	1.5%
% of patients satisfied with the treatment they have received (rolling 12 month period)	4	4	100.0%	95.6%	95.7%

\* Figures in italics indicate that the base number is less than 100.

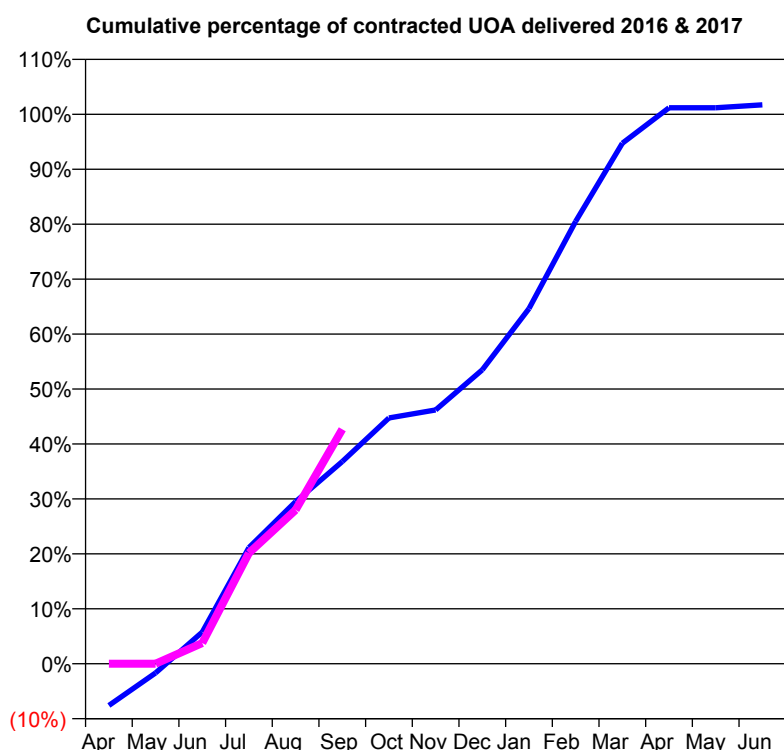
**Q59 - Vital Signs Orthodontic At a Glance Contract Report for 134503/0001 - September 2016**

Name or company name	Mr Haren and Mrs Sonal Patel
Contract type name	PDS Contract
Purpose of contract	Orthodontic
Contract start date	01/04/2008
Contract end date	30/09/2017

16/17 Contracted general activity (UDA)	0
Carry forward general activity (UDA)	0
16/17 Contracted orthodontic activity (UOA)	3,894
Carry forward orthodontic activity (UOA)	0
Baseline contract value	£238,205.64

**ACCESS**

	Contract	England and Wales
24 month ratio of assessments to patient IDs	1.10	1.10

**ACTIVITY**


Month	Adjusted Scheduled Activity (UOA)	
	2016	2017
April	-296	0
May	-66	0
June	224	147
July	824	785
August	1,149	1,090
September	1,433	1,662
October	1,742	
November	1,799	
December	2,083	
January	2,517	
February	3,135	
March	3,689	
April	3,940	
May	3,940	
June	3,961	

**QUALITY**

	Contract Quantity	Contract Base Number	Contract *	Region	England
% of all assessments that were assess and fit appliances (rolling 12 month period)	193	410	47.1%	53.0%	54.1%
% of all assessments that were assess and refuse (rolling 12 month period)	44	410	10.7%	11.7%	12.4%
% of all assessments that were assess and review (rolling 12 month period)	173	410	42.2%	35.3%	33.5%
% of terminated courses where treatment was abandoned or discontinued (rolling 12 month period)	16	98	16.3%	8.5%	7.2%
% of completed treatments indicating that PAR score was taken (year to date)	0	12	0.0%	58.7%	58.9%
Rate of removable appliances per 100 fixed appliances - proposed treatment (rolling 12 month period)	50	379	13.19	6.99	5.66
Rate of removable appliances per 100 fixed appliances - completed treatment (rolling 12 month period)	7	160	4.38	6.41	4.88
% of courses of treatment with removable appliances only - proposed treatment (rolling 12 month period)	0	193	0.0%	2.5%	2.1%
% of courses of treatment with removable appliances only - completed treatment (rolling 12 month period)	1	82	1.2%	1.8%	1.5%
% of patients satisfied with the treatment they have received (rolling 12 month period)	7	7	100.0%	95.6%	95.7%

\* Figures in italics indicate that the base number is less than 100.



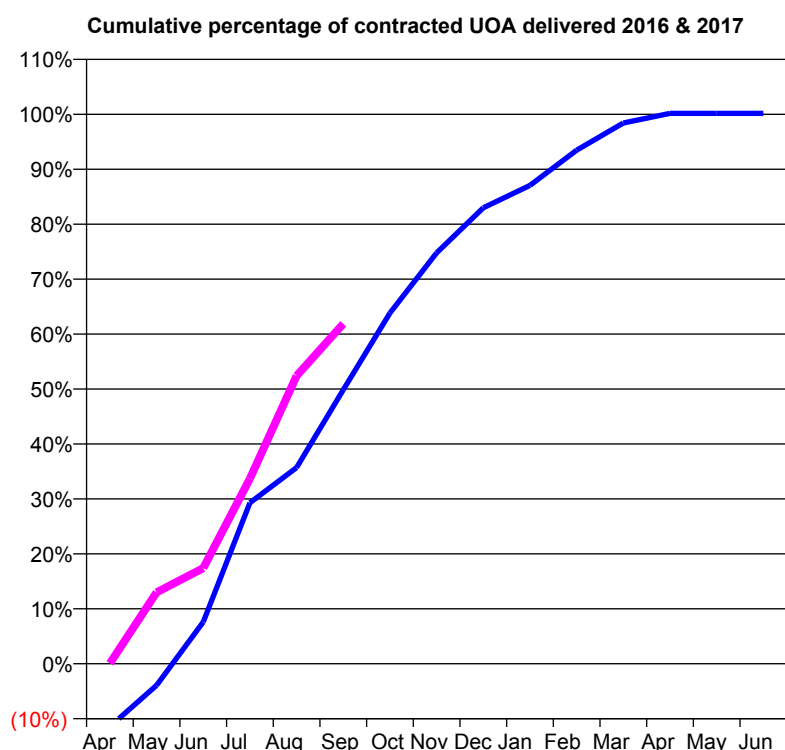
**Q59 - Vital Signs Orthodontic At a Glance Contract Report for 134503/0002 - September 2016**

Name or company name	Mr Haren and Mrs Sonal Patel
Contract type name	PDS Contract
Purpose of contract	Orthodontic
Contract start date	01/04/2008
Contract end date	30/09/2017

16/17 Contracted general activity (UDA)	0
Carry forward general activity (UDA)	0
16/17 Contracted orthodontic activity (UOA)	3,885
Carry forward orthodontic activity (UOA)	0
Baseline contract value	£218,025.55

**ACCESS**

	Contract	England and Wales
24 month ratio of assessments to patient IDs	1.08	1.10

**ACTIVITY**


Month	Adjusted Scheduled Activity (UOA)	
	2016	2017
April	-445	3
May	-153	505
June	296	676
July	1,138	1,309
August	1,387	2,036
September	1,937	2,404
October	2,480	
November	2,905	
December	3,224	
January	3,382	
February	3,631	
March	3,823	
April	3,891	
May	3,891	
June	3,891	

**QUALITY**

	Contract Quantity	Contract Base Number	Contract *	Region	England
% of all assessments that were assess and fit appliances (rolling 12 month period)	204	363	56.2%	53.0%	54.1%
% of all assessments that were assess and refuse (rolling 12 month period)	29	363	8.0%	11.7%	12.4%
% of all assessments that were assess and review (rolling 12 month period)	130	363	35.8%	35.3%	33.5%
% of terminated courses where treatment was abandoned or discontinued (rolling 12 month period)	18	139	12.9%	8.5%	7.2%
% of completed treatments indicating that PAR score was taken (year to date)	0	44	0.0%	58.7%	58.9%
Rate of removable appliances per 100 fixed appliances - proposed treatment (rolling 12 month period)	22	395	5.57	6.99	5.66
Rate of removable appliances per 100 fixed appliances - completed treatment (rolling 12 month period)	6	231	2.60	6.41	4.88
% of courses of treatment with removable appliances only - proposed treatment (rolling 12 month period)	3	204	1.5%	2.5%	2.1%
% of courses of treatment with removable appliances only - completed treatment (rolling 12 month period)	3	121	2.5%	1.8%	1.5%
% of patients satisfied with the treatment they have received (rolling 12 month period)	7	7	100.0%	95.6%	95.7%

\* Figures in italics indicate that the base number is less than 100.

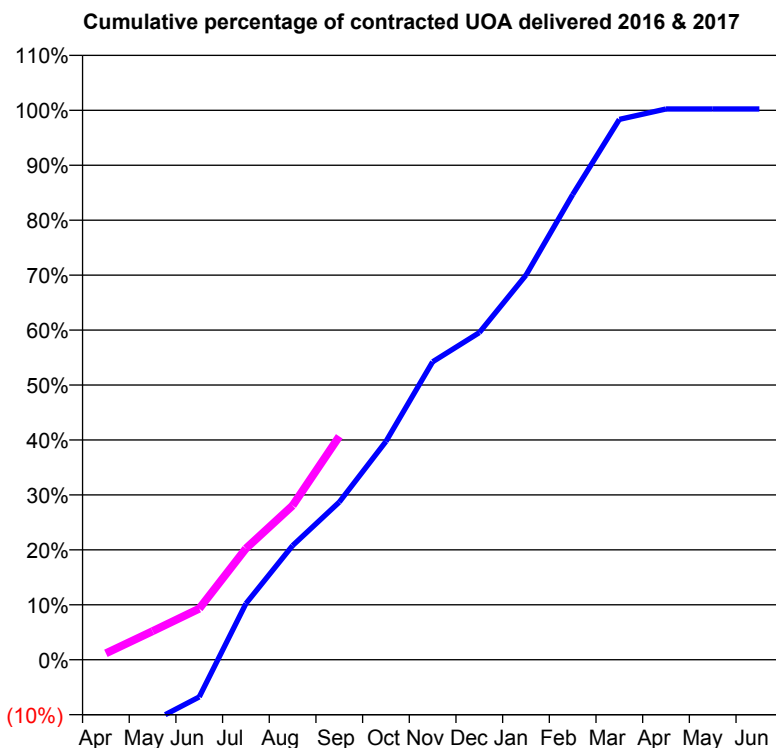
**Q59 - Vital Signs Orthodontic At a Glance Contract Report for 136336/0001 - September 2016**

Name or company name	Gosal Orthodontics Limited
Contract type name	PDS Contract
Purpose of contract	Orthodontic
Contract start date	01/02/2015
Contract end date	30/09/2017

16/17 Contracted general activity (UDA)	0
Carry forward general activity (UDA)	0
16/17 Contracted orthodontic activity (UOA)	6,177
Carry forward orthodontic activity (UOA)	0
Baseline contract value	£381,428.55

**ACCESS**

	Contract	England and Wales
24 month ratio of assessments to patient IDs	1.00	1.10

**ACTIVITY**


Month	Adjusted Scheduled Activity (UOA)	
	2016	2017
April	-1,085	72
May	-693	321
June	-418	575
July	632	1,251
August	1,283	1,734
September	1,771	2,511
October	2,453	
November	3,348	
December	3,675	
January	4,321	
February	5,226	
March	6,071	
April	6,187	
May	6,187	
June	6,187	

**QUALITY**

	Contract Quantity	Contract Base Number	Contract *	Region	England
% of all assessments that were assess and fit appliances (rolling 12 month period)	322	504	63.9%	53.0%	54.1%
% of all assessments that were assess and refuse (rolling 12 month period)	63	504	12.5%	11.7%	12.4%
% of all assessments that were assess and review (rolling 12 month period)	119	504	23.6%	35.3%	33.5%
% of terminated courses where treatment was abandoned or discontinued (rolling 12 month period)	35	230	15.2%	8.5%	7.2%
% of completed treatments indicating that PAR score was taken (year to date)	88	100	88.0%	58.7%	58.9%
Rate of removable appliances per 100 fixed appliances - proposed treatment (rolling 12 month period)	18	628	2.87	6.99	5.66
Rate of removable appliances per 100 fixed appliances - completed treatment (rolling 12 month period)	51	374	13.64	6.41	4.88
% of courses of treatment with removable appliances only - proposed treatment (rolling 12 month period)	0	322	0.0%	2.5%	2.1%
% of courses of treatment with removable appliances only - completed treatment (rolling 12 month period)	1	195	0.5%	1.8%	1.5%
% of patients satisfied with the treatment they have received (rolling 12 month period)	8	8	100.0%	95.6%	95.7%

\* Figures in italics indicate that the base number is less than 100.

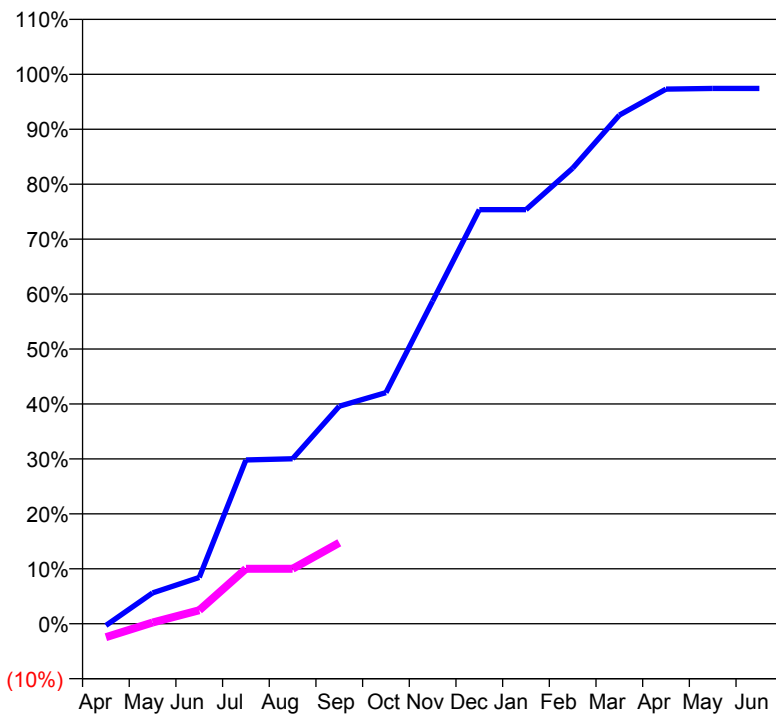
**Q59 - Vital Signs Orthodontic At a Glance Contract Report for 137766/0001 - September 2016**

Name or company name	Mr B Patel & Mr R Jansari
Contract type name	GDS Contract
Purpose of contract	General and Orthodontic
Contract start date	01/04/2010
Contract end date	

16/17 Contracted general activity (UDA)	41,661
Carry forward general activity (UDA)	1,265
16/17 Contracted orthodontic activity (UOA)	889
Carry forward orthodontic activity (UOA)	23
Baseline contract value	£1,282,968.66

**ACCESS**

	Contract	England and Wales
24 month ratio of assessments to patient IDs	1.05	1.10

**ACTIVITY**
**Cumulative percentage of contracted UOA delivered 2016 & 2017**

**Adjusted Scheduled Activity (UOA)**

Month	2016	2017
April	-3	-22
May	50	2
June	75	22
July	265	89
August	267	89
September	352	131
October	374	
November	522	
December	670	
January	670	
February	737	
March	823	
April	865	
May	866	
June	866	

**QUALITY**

	Contract Quantity	Contract Base Number	Contract *	Region	England
% of all assessments that were assess and fit appliances (rolling 12 month period)	31	69	44.9%	53.0%	54.1%
% of all assessments that were assess and refuse (rolling 12 month period)	9	69	13.0%	11.7%	12.4%
% of all assessments that were assess and review (rolling 12 month period)	29	69	42.0%	35.3%	33.5%
% of terminated courses where treatment was abandoned or discontinued (rolling 12 month period)	1	9	11.1%	8.5%	7.2%
% of completed treatments indicating that PAR score was taken (year to date)	0	0	N/A	58.7%	58.9%
Rate of removable appliances per 100 fixed appliances - proposed treatment (rolling 12 month period)	0	0	N/A	6.99	5.66
Rate of removable appliances per 100 fixed appliances - completed treatment (rolling 12 month period)	0	0	N/A	6.41	4.88
% of courses of treatment with removable appliances only - proposed treatment (rolling 12 month period)	0	31	0.0%	2.5%	2.1%
% of courses of treatment with removable appliances only - completed treatment (rolling 12 month period)	0	8	0.0%	1.8%	1.5%
% of patients satisfied with the treatment they have received (rolling 12 month period)	1	1	100.0%	95.6%	95.7%

\* Figures in italics indicate that the base number is less than 100.

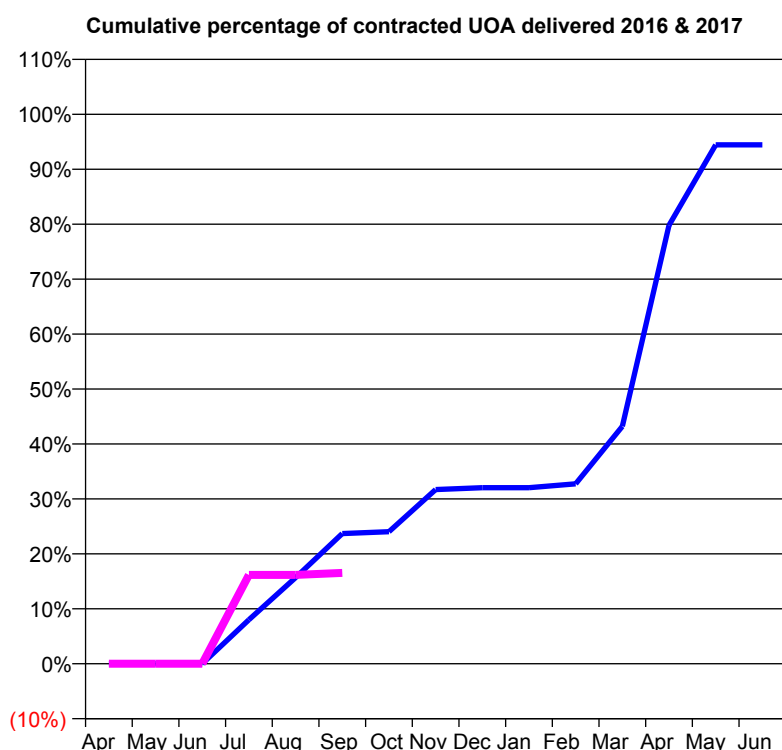
**Q59 - Vital Signs Orthodontic At a Glance Contract Report for 139874/0001 - September 2016**

Name or company name	C M Desai Limited
Contract type name	GDS Contract
Purpose of contract	Orthodontic
Contract start date	01/03/2008
Contract end date	

16/17 Contracted general activity (UDA)	8,313
Carry forward general activity (UDA)	0
16/17 Contracted orthodontic activity (UOA)	272
Carry forward orthodontic activity (UOA)	0
Baseline contract value	£237,462.32

**ACCESS**

	Contract	England and Wales
24 month ratio of assessments to patient IDs	1.24	1.10

**ACTIVITY**


Month	Adjusted Scheduled Activity (UOA)	
	2016	2017
April	0	0
May	0	0
June	0	0
July	23	44
August	45	44
September	68	45
October	69	
November	91	
December	92	
January	92	
February	94	
March	124	
April	229	
May	271	
June	271	

**QUALITY**

	Contract Quantity	Contract Base Number	Contract *	Region	England
% of all assessments that were assess and fit appliances (rolling 12 month period)	13	31	41.9%	53.0%	54.1%
% of all assessments that were assess and refuse (rolling 12 month period)	0	31	0.0%	11.7%	12.4%
% of all assessments that were assess and review (rolling 12 month period)	18	31	58.1%	35.3%	33.5%
% of terminated courses where treatment was abandoned or discontinued (rolling 12 month period)	5	15	33.3%	8.5%	7.2%
% of completed treatments indicating that PAR score was taken (year to date)	3	5	60.0%	58.7%	58.9%
Rate of removable appliances per 100 fixed appliances - proposed treatment (rolling 12 month period)	0	22	0.00	6.99	5.66
Rate of removable appliances per 100 fixed appliances - completed treatment (rolling 12 month period)	1	2	50.00	6.41	4.88
% of courses of treatment with removable appliances only - proposed treatment (rolling 12 month period)	0	13	0.0%	2.5%	2.1%
% of courses of treatment with removable appliances only - completed treatment (rolling 12 month period)	0	10	0.0%	1.8%	1.5%
% of patients satisfied with the treatment they have received (rolling 12 month period)	2	2	100.0%	95.6%	95.7%

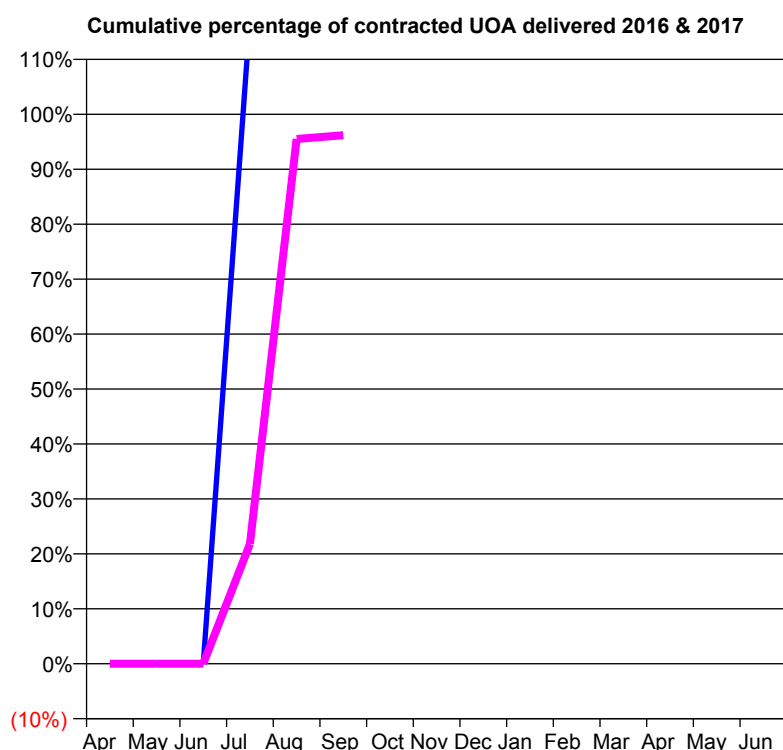
\* Figures in italics indicate that the base number is less than 100.

**Q59 - Vital Signs Orthodontic At a Glance Contract Report for 143448/0001 - September 2016**

Name or company name	Dr D J Duplessis & Ms Lieze Duplessis	16/17 Contracted general activity (UDA)	9,098
Contract type name	GDS Contract	Carry forward general activity (UDA)	0
Purpose of contract	General and Orthodontic	16/17 Contracted orthodontic activity (UOA)	289
Contract start date	01/04/2011	Carry forward orthodontic activity (UOA)	0
Contract end date		Baseline contract value	£231,664.32

**ACCESS**

	Contract	England and Wales
24 month ratio of assessments to patient IDs	1.00	1.10

**ACTIVITY**


Month	Adjusted Scheduled Activity (UOA)	
	2016	2017
April	0	0
May	0	0
June	0	0
July	339	63
August	360	276
September	360	278
October	360	
November	360	
December	360	
January	360	
February	360	
March	360	
April	360	
May	381	
June	381	

**QUALITY**

	Contract Quantity	Contract Base Number	Contract *	Region	England
% of all assessments that were assess and fit appliances (rolling 12 month period)	15	20	75.0%	53.0%	54.1%
% of all assessments that were assess and refuse (rolling 12 month period)	0	20	0.0%	11.7%	12.4%
% of all assessments that were assess and review (rolling 12 month period)	5	20	25.0%	35.3%	33.5%
% of terminated courses where treatment was abandoned or discontinued (rolling 12 month period)	3	3	100.0%	8.5%	7.2%
% of completed treatments indicating that PAR score was taken (year to date)	0	0	N/A	58.7%	58.9%
Rate of removable appliances per 100 fixed appliances - proposed treatment (rolling 12 month period)	0	0	N/A	6.99	5.66
Rate of removable appliances per 100 fixed appliances - completed treatment (rolling 12 month period)	0	0	N/A	6.41	4.88
% of courses of treatment with removable appliances only - proposed treatment (rolling 12 month period)	0	15	0.0%	2.5%	2.1%
% of courses of treatment with removable appliances only - completed treatment (rolling 12 month period)	0	0	N/A	1.8%	1.5%
% of patients satisfied with the treatment they have received (rolling 12 month period)	0	0	N/A	95.6%	95.7%

\* Figures in italics indicate that the base number is less than 100.

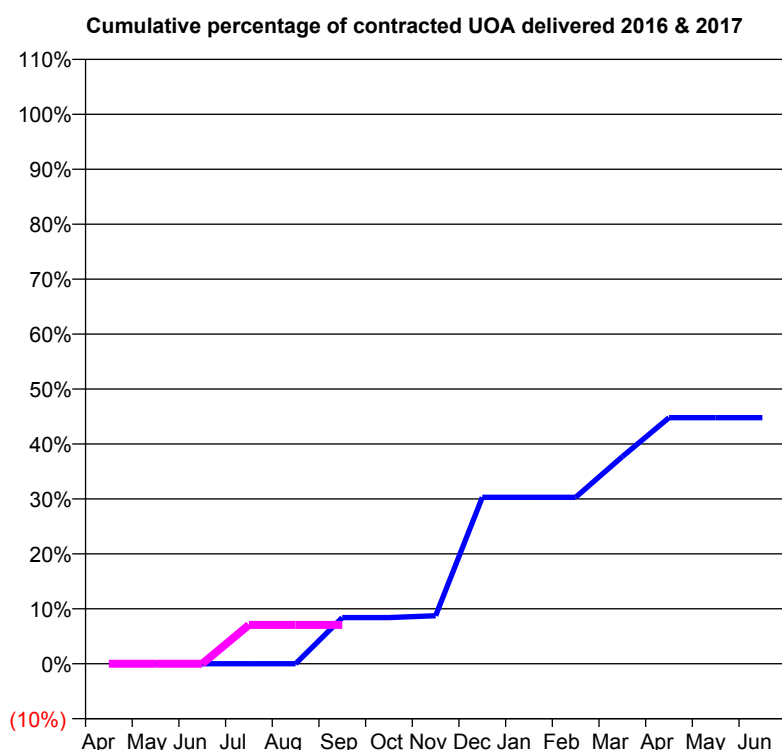
**Q59 - Vital Signs Orthodontic At a Glance Contract Report for 144746/0001 - September 2016**

Name or company name	Mr D G Norris & Miss R Dodsley
Contract type name	GDS Contract
Purpose of contract	General and Orthodontic
Contract start date	01/04/2014
Contract end date	

16/17 Contracted general activity (UDA)	15,915
Carry forward general activity (UDA)	0
16/17 Contracted orthodontic activity (UOA)	297
Carry forward orthodontic activity (UOA)	0
Baseline contract value	£331,046.88

**ACCESS**

	Contract	England and Wales
24 month ratio of assessments to patient IDs	1.69	1.10

**ACTIVITY**


Month	Adjusted Scheduled Activity (UOA)	
	2016	2017
April	0	0
May	0	0
June	0	0
July	0	21
August	0	21
September	25	21
October	25	
November	26	
December	90	
January	90	
February	90	
March	112	
April	133	
May	133	
June	133	

**QUALITY**

	Contract Quantity	Contract Base Number	Contract *	Region	England
% of all assessments that were assess and fit appliances (rolling 12 month period)	6	9	66.7%	53.0%	54.1%
% of all assessments that were assess and refuse (rolling 12 month period)	0	9	0.0%	11.7%	12.4%
% of all assessments that were assess and review (rolling 12 month period)	3	9	33.3%	35.3%	33.5%
% of terminated courses where treatment was abandoned or discontinued (rolling 12 month period)	0	0	N/A	8.5%	7.2%
% of completed treatments indicating that PAR score was taken (year to date)	0	0	N/A	58.7%	58.9%
Rate of removable appliances per 100 fixed appliances - proposed treatment (rolling 12 month period)	0	9	0.00	6.99	5.66
Rate of removable appliances per 100 fixed appliances - completed treatment (rolling 12 month period)	0	0	N/A	6.41	4.88
% of courses of treatment with removable appliances only - proposed treatment (rolling 12 month period)	0	6	0.0%	2.5%	2.1%
% of courses of treatment with removable appliances only - completed treatment (rolling 12 month period)	0	0	N/A	1.8%	1.5%
% of patients satisfied with the treatment they have received (rolling 12 month period)	0	0	N/A	95.6%	95.7%

\* Figures in italics indicate that the base number is less than 100.

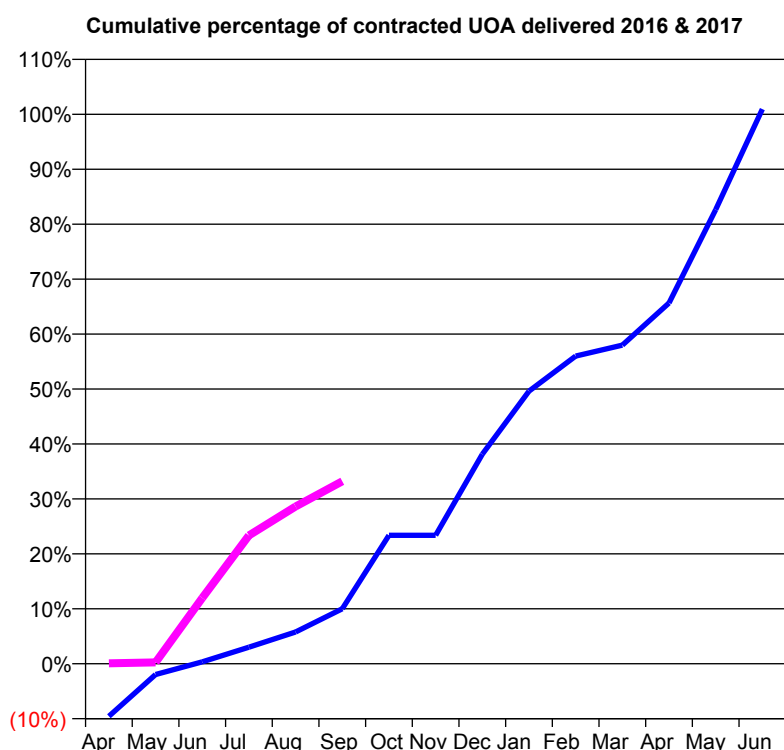
**Q59 - Vital Signs Orthodontic At a Glance Contract Report for 151653/0001 - September 2016**

Name or company name	The Forum Practice Ltd
Contract type name	GDS Contract
Purpose of contract	General and Orthodontic
Contract start date	01/10/2011
Contract end date	

16/17 Contracted general activity (UDA)	500
Carry forward general activity (UDA)	20
16/17 Contracted orthodontic activity (UOA)	1,159
Carry forward orthodontic activity (UOA)	0
Baseline contract value	£85,485.32

**ACCESS**

	Contract	England and Wales
24 month ratio of assessments to patient IDs	1.26	1.10

**ACTIVITY**


Month	Adjusted Scheduled Activity (UOA)	
	2016	2017
April	-111	1
May	-23	3
June	4	139
July	35	271
August	67	332
September	116	385
October	271	
November	271	
December	442	
January	575	
February	649	
March	672	
April	761	
May	958	
June	1,170	

**QUALITY**

	Contract Quantity	Contract Base Number	Contract *	Region	England
% of all assessments that were assess and fit appliances (rolling 12 month period)	63	228	27.6%	53.0%	54.1%
% of all assessments that were assess and refuse (rolling 12 month period)	20	228	8.8%	11.7%	12.4%
% of all assessments that were assess and review (rolling 12 month period)	145	228	63.6%	35.3%	33.5%
% of terminated courses where treatment was abandoned or discontinued (rolling 12 month period)	7	72	9.7%	8.5%	7.2%
% of completed treatments indicating that PAR score was taken (year to date)	33	40	82.5%	58.7%	58.9%
Rate of removable appliances per 100 fixed appliances - proposed treatment (rolling 12 month period)	9	114	7.89	6.99	5.66
Rate of removable appliances per 100 fixed appliances - completed treatment (rolling 12 month period)	13	115	11.30	6.41	4.88
% of courses of treatment with removable appliances only - proposed treatment (rolling 12 month period)	3	63	4.8%	2.5%	2.1%
% of courses of treatment with removable appliances only - completed treatment (rolling 12 month period)	1	65	1.5%	1.8%	1.5%
% of patients satisfied with the treatment they have received (rolling 12 month period)	3	3	100.0%	95.6%	95.7%

\* Figures in italics indicate that the base number is less than 100.

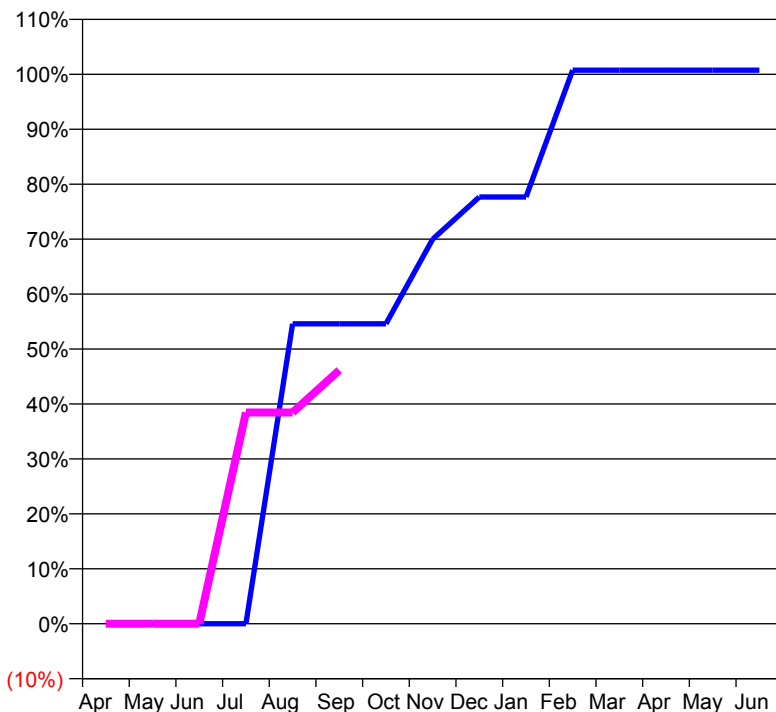
**Q59 - Vital Signs Orthodontic At a Glance Contract Report for 153370/0001 - September 2016**

Name or company name	Mrs K Attwall and Miss K Sadhra
Contract type name	GDS Contract
Purpose of contract	General and Orthodontic
Contract start date	01/04/2009
Contract end date	

16/17 Contracted general activity (UDA)	14,588
Carry forward general activity (UDA)	337
16/17 Contracted orthodontic activity (UOA)	273
Carry forward orthodontic activity (UOA)	0
Baseline contract value	£371,540.49

**ACCESS**

	Contract	England and Wales
24 month ratio of assessments to patient IDs	1.00	1.10

**ACTIVITY**
**Cumulative percentage of contracted UOA delivered 2016 & 2017**

**Adjusted Scheduled Activity (UOA)**

Month	2016	2017
April	0	0
May	0	0
June	0	0
July	0	105
August	149	105
September	149	126
October	149	
November	191	
December	212	
January	212	
February	275	
March	275	
April	275	
May	275	
June	275	

**QUALITY**

	Contract Quantity	Contract Base Number	Contract *	Region	England
% of all assessments that were assess and fit appliances (rolling 12 month period)	12	12	100.0%	53.0%	54.1%
% of all assessments that were assess and refuse (rolling 12 month period)	0	12	0.0%	11.7%	12.4%
% of all assessments that were assess and review (rolling 12 month period)	0	12	0.0%	35.3%	33.5%
% of terminated courses where treatment was abandoned or discontinued (rolling 12 month period)	0	0	N/A	8.5%	7.2%
% of completed treatments indicating that PAR score was taken (year to date)	0	0	N/A	58.7%	58.9%
Rate of removable appliances per 100 fixed appliances - proposed treatment (rolling 12 month period)	0	20	0.00	6.99	5.66
Rate of removable appliances per 100 fixed appliances - completed treatment (rolling 12 month period)	0	0	N/A	6.41	4.88
% of courses of treatment with removable appliances only - proposed treatment (rolling 12 month period)	0	12	0.0%	2.5%	2.1%
% of courses of treatment with removable appliances only - completed treatment (rolling 12 month period)	0	0	N/A	1.8%	1.5%
% of patients satisfied with the treatment they have received (rolling 12 month period)	1	1	100.0%	95.6%	95.7%

\* Figures in italics indicate that the base number is less than 100.



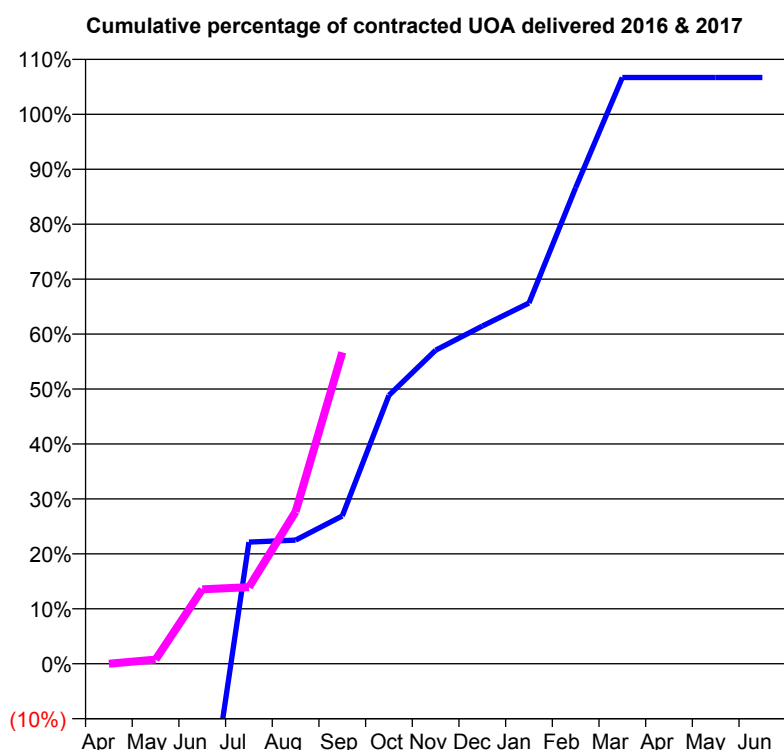
**Q59 - Vital Signs Orthodontic At a Glance Contract Report for 153931/0001 - September 2016**

Name or company name	Wong, Wallbutton, Eastwood, Ashraf & But
Contract type name	GDS Contract
Purpose of contract	General and Orthodontic
Contract start date	01/04/2006
Contract end date	

16/17 Contracted general activity (UDA)	31,000
Carry forward general activity (UDA)	0
16/17 Contracted orthodontic activity (UOA)	524
Carry forward orthodontic activity (UOA)	0
Baseline contract value	£718,120.30

**ACCESS**

	Contract	England and Wales
24 month ratio of assessments to patient IDs	1.15	1.10

**ACTIVITY**


Month	Adjusted Scheduled Activity (UOA)	
	2016	2017
April	-253	0
May	-230	4
June	-185	71
July	116	73
August	118	145
September	141	297
October	256	
November	299	
December	322	
January	344	
February	454	
March	559	
April	559	
May	559	
June	559	

**QUALITY**

	Contract Quantity	Contract Base Number	Contract *	Region	England
% of all assessments that were assess and fit appliances (rolling 12 month period)	33	76	43.4%	53.0%	54.1%
% of all assessments that were assess and refuse (rolling 12 month period)	1	76	1.3%	11.7%	12.4%
% of all assessments that were assess and review (rolling 12 month period)	42	76	55.3%	35.3%	33.5%
% of terminated courses where treatment was abandoned or discontinued (rolling 12 month period)	5	74	6.8%	8.5%	7.2%
% of completed treatments indicating that PAR score was taken (year to date)	7	31	22.6%	58.7%	58.9%
Rate of removable appliances per 100 fixed appliances - proposed treatment (rolling 12 month period)	1	56	1.79	6.99	5.66
Rate of removable appliances per 100 fixed appliances - completed treatment (rolling 12 month period)	0	0	N/A	6.41	4.88
% of courses of treatment with removable appliances only - proposed treatment (rolling 12 month period)	0	33	0.0%	2.5%	2.1%
% of courses of treatment with removable appliances only - completed treatment (rolling 12 month period)	0	69	0.0%	1.8%	1.5%
% of patients satisfied with the treatment they have received (rolling 12 month period)	1	1	100.0%	95.6%	95.7%

\* Figures in italics indicate that the base number is less than 100.

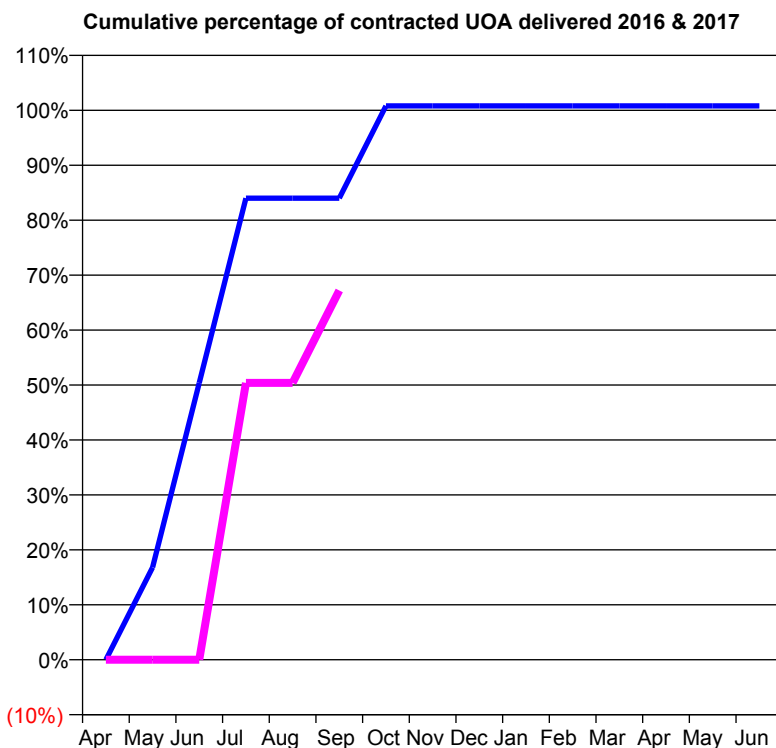
**Q59 - Vital Signs Orthodontic At a Glance Contract Report for 157813/0001 - September 2016**

Name or company name	H.S. Virdee (Home Farm) Ltd.
Contract type name	GDS Contract
Purpose of contract	General and Orthodontic
Contract start date	01/09/2009
Contract end date	

16/17 Contracted general activity (UDA)	8,251
Carry forward general activity (UDA)	-136
16/17 Contracted orthodontic activity (UOA)	125
Carry forward orthodontic activity (UOA)	0
Baseline contract value	£216,160.92

**ACCESS**

	Contract	England and Wales
24 month ratio of assessments to patient IDs	1.00	1.10

**ACTIVITY**


Month	Adjusted Scheduled Activity (UOA)	
	2016	2017
April	0	0
May	21	0
June	63	0
July	105	63
August	105	63
September	105	84
October	126	
November	126	
December	126	
January	126	
February	126	
March	126	
April	126	
May	126	
June	126	

**QUALITY**

	Contract Quantity	Contract Base Number	Contract *	Region	England
% of all assessments that were assess and fit appliances (rolling 12 month period)	5	5	100.0%	53.0%	54.1%
% of all assessments that were assess and refuse (rolling 12 month period)	0	5	0.0%	11.7%	12.4%
% of all assessments that were assess and review (rolling 12 month period)	0	5	0.0%	35.3%	33.5%
% of terminated courses where treatment was abandoned or discontinued (rolling 12 month period)	0	3	0.0%	8.5%	7.2%
% of completed treatments indicating that PAR score was taken (year to date)	2	2	100.0%	58.7%	58.9%
Rate of removable appliances per 100 fixed appliances - proposed treatment (rolling 12 month period)	0	9	0.00	6.99	5.66
Rate of removable appliances per 100 fixed appliances - completed treatment (rolling 12 month period)	0	6	0.00	6.41	4.88
% of courses of treatment with removable appliances only - proposed treatment (rolling 12 month period)	0	5	0.0%	2.5%	2.1%
% of courses of treatment with removable appliances only - completed treatment (rolling 12 month period)	0	3	0.0%	1.8%	1.5%
% of patients satisfied with the treatment they have received (rolling 12 month period)	0	0	N/A	95.6%	95.7%

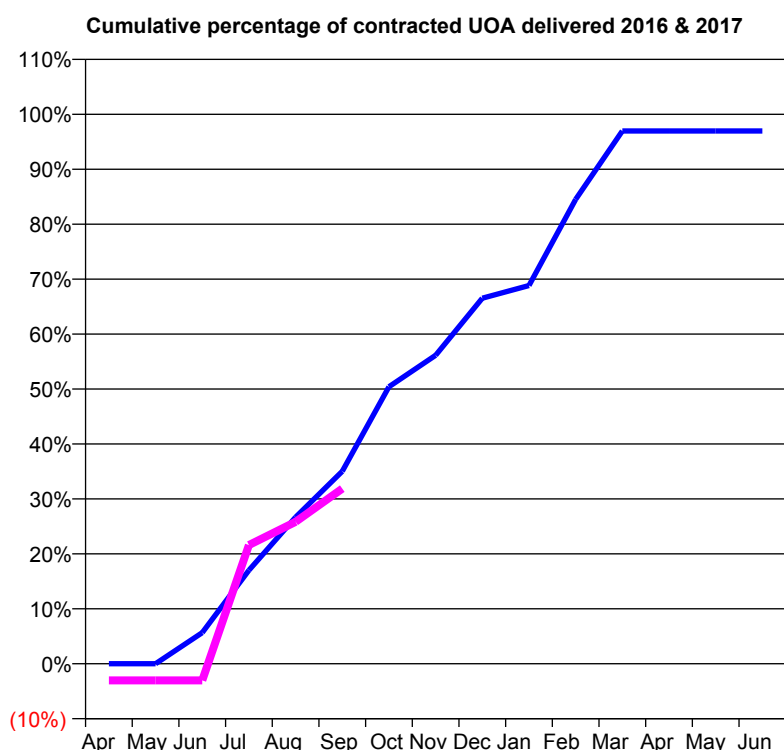
\* Figures in italics indicate that the base number is less than 100.

**Q59 - Vital Signs Orthodontic At a Glance Contract Report for 163139/0001 - September 2016**

Name or company name	C O (Leicester) Limited
Contract type name	PDS Contract
Purpose of contract	Orthodontic
Contract start date	01/09/2010
Contract end date	30/09/2017

16/17 Contracted general activity (UDA)	0
Carry forward general activity (UDA)	0
16/17 Contracted orthodontic activity (UOA)	13,746
Carry forward orthodontic activity (UOA)	419
Baseline contract value	£840,911.19

ACCESS	Contract	England and Wales
24 month ratio of assessments to patient IDs	1.01	1.10

**ACTIVITY**


Month	Adjusted Scheduled Activity (UOA)	
	2016	2017
April	0	-419
May	0	-419
June	780	-419
July	2,340	2,971
August	3,668	3,552
September	4,814	4,382
October	6,929	
November	7,717	
December	9,146	
January	9,463	
February	11,617	
March	13,327	
April	13,327	
May	13,327	
June	13,327	

QUALITY	Contract Quantity	Contract Base Number	Contract *	Region	England
% of all assessments that were assess and fit appliances (rolling 12 month period)	630	776	81.2%	53.0%	54.1%
% of all assessments that were assess and refuse (rolling 12 month period)	28	776	3.6%	11.7%	12.4%
% of all assessments that were assess and review (rolling 12 month period)	118	776	15.2%	35.3%	33.5%
% of terminated courses where treatment was abandoned or discontinued (rolling 12 month period)	10	350	2.9%	8.5%	7.2%
% of completed treatments indicating that PAR score was taken (year to date)	0	133	0.0%	58.7%	58.9%
Rate of removable appliances per 100 fixed appliances - proposed treatment (rolling 12 month period)	5	1,253	0.40	6.99	5.66
Rate of removable appliances per 100 fixed appliances - completed treatment (rolling 12 month period)	1	659	0.15	6.41	4.88
% of courses of treatment with removable appliances only - proposed treatment (rolling 12 month period)	0	630	0.0%	2.5%	2.1%
% of courses of treatment with removable appliances only - completed treatment (rolling 12 month period)	0	340	0.0%	1.8%	1.5%
% of patients satisfied with the treatment they have received (rolling 12 month period)	16	16	100.0%	95.6%	95.7%

\* Figures in italics indicate that the base number is less than 100.

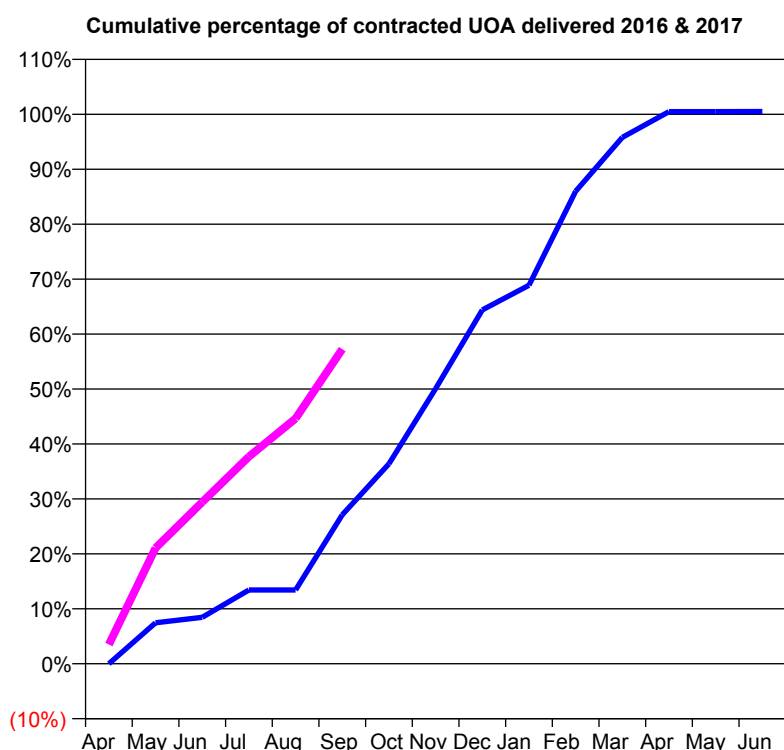
**Q59 - Vital Signs Orthodontic At a Glance Contract Report for 166189/0001 - September 2016**

Name or company name	Mr R Kidy & Ms P Sarna
Contract type name	GDS Contract
Purpose of contract	General and Orthodontic
Contract start date	01/04/2011
Contract end date	

16/17 Contracted general activity (UDA)	7,050
Carry forward general activity (UDA)	0
16/17 Contracted orthodontic activity (UOA)	4,200
Carry forward orthodontic activity (UOA)	0
Baseline contract value	£434,069.80

**ACCESS**

	Contract	England and Wales
24 month ratio of assessments to patient IDs	1.08	1.10

**ACTIVITY**


Month	Adjusted Scheduled Activity (UOA)	
	2016	2017
April	0	147
May	322	885
June	365	1,236
July	579	1,583
August	579	1,875
September	1,169	2,405
October	1,569	
November	2,159	
December	2,776	
January	2,969	
February	3,707	
March	4,130	
April	4,332	
May	4,332	
June	4,333	

**QUALITY**

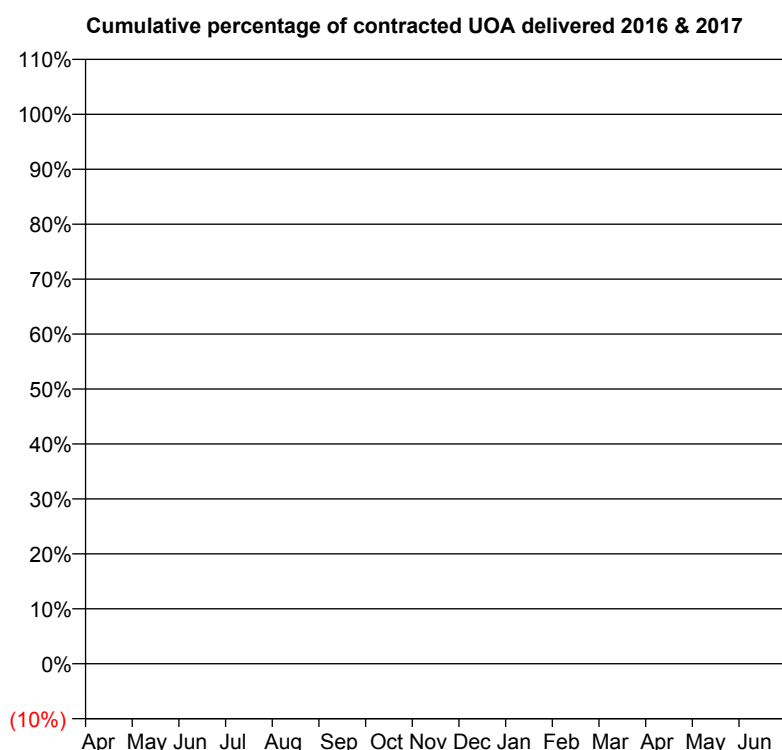
	Contract Quantity	Contract Base Number	Contract *	Region	England
% of all assessments that were assess and fit appliances (rolling 12 month period)	245	703	34.9%	53.0%	54.1%
% of all assessments that were assess and refuse (rolling 12 month period)	188	703	26.7%	11.7%	12.4%
% of all assessments that were assess and review (rolling 12 month period)	270	703	38.4%	35.3%	33.5%
% of terminated courses where treatment was abandoned or discontinued (rolling 12 month period)	15	87	17.2%	8.5%	7.2%
% of completed treatments indicating that PAR score was taken (year to date)	42	43	97.7%	58.7%	58.9%
Rate of removable appliances per 100 fixed appliances - proposed treatment (rolling 12 month period)	14	480	2.92	6.99	5.66
Rate of removable appliances per 100 fixed appliances - completed treatment (rolling 12 month period)	7	137	5.11	6.41	4.88
% of courses of treatment with removable appliances only - proposed treatment (rolling 12 month period)	4	245	1.6%	2.5%	2.1%
% of courses of treatment with removable appliances only - completed treatment (rolling 12 month period)	2	72	2.8%	1.8%	1.5%
% of patients satisfied with the treatment they have received (rolling 12 month period)	4	4	100.0%	95.6%	95.7%

\* Figures in italics indicate that the base number is less than 100.

**Q59 - Vital Signs Orthodontic At a Glance Contract Report for 166316/0002 - September 2016**

Name or company name	Mr K Bergens & Ms K Plumb	16/17 Contracted general activity (UDA)	0
Contract type name	PDS Contract	Carry forward general activity (UDA)	0
Purpose of contract	General	16/17 Contracted orthodontic activity (UOA)	0
Contract start date	01/04/2006	Carry forward orthodontic activity (UOA)	0
Contract end date	30/09/2017	Baseline contract value	£1.01

ACCESS	Contract	England and Wales
24 month ratio of assessments to patient IDs	1.18	1.10

**ACTIVITY**


Month	Adjusted Scheduled Activity (UOA)	
	2016	2017
April	0	0
May	0	90
June	0	219
July	0	419
August	0	473
September	0	518
October	478	
November	638	
December	688	
January	991	
February	1,123	
March	1,351	
April	1,508	
May	1,508	
June	1,508	

QUALITY	Contract Quantity	Contract Base Number	Contract *	Region	England
% of all assessments that were assess and fit appliances (rolling 12 month period)	92	207	44.4%	53.0%	54.1%
% of all assessments that were assess and refuse (rolling 12 month period)	13	207	6.3%	11.7%	12.4%
% of all assessments that were assess and review (rolling 12 month period)	102	207	49.3%	35.3%	33.5%
% of terminated courses where treatment was abandoned or discontinued (rolling 12 month period)	1	9	11.1%	8.5%	7.2%
% of completed treatments indicating that PAR score was taken (year to date)	0	0	N/A	58.7%	58.9%
Rate of removable appliances per 100 fixed appliances - proposed treatment (rolling 12 month period)	4	184	2.17	6.99	5.66
Rate of removable appliances per 100 fixed appliances - completed treatment (rolling 12 month period)	3	16	18.75	6.41	4.88
% of courses of treatment with removable appliances only - proposed treatment (rolling 12 month period)	0	92	0.0%	2.5%	2.1%
% of courses of treatment with removable appliances only - completed treatment (rolling 12 month period)	0	8	0.0%	1.8%	1.5%
% of patients satisfied with the treatment they have received (rolling 12 month period)	5	5	100.0%	95.6%	95.7%

\* Figures in italics indicate that the base number is less than 100.

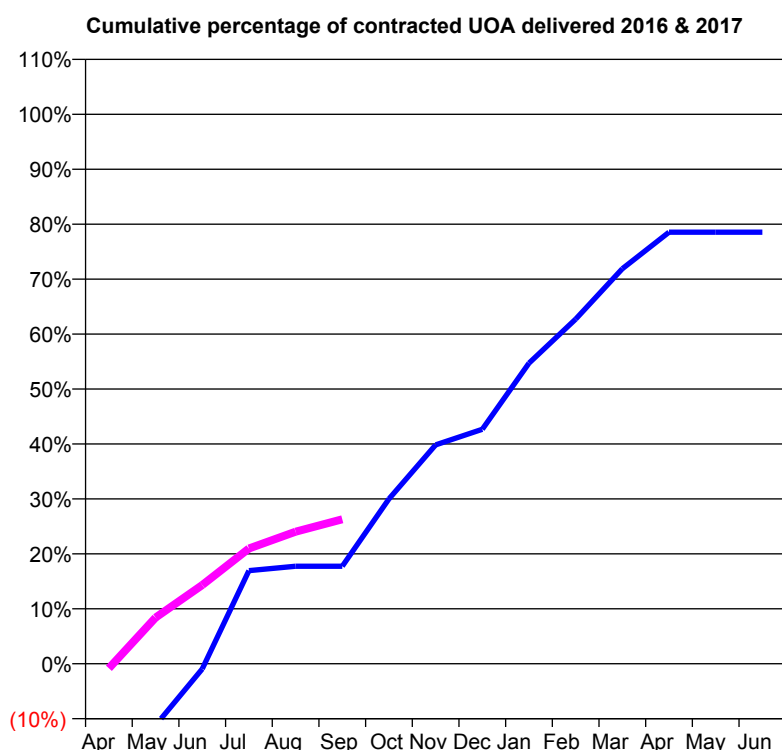
**Q59 - Vital Signs Orthodontic At a Glance Contract Report for 166316/0003 - September 2016**

Name or company name	Mr K Bergens & Ms K Plumb
Contract type name	PDS Contract
Purpose of contract	General and Orthodontic
Contract start date	01/04/2006
Contract end date	30/09/2017

16/17 Contracted general activity (UDA)	0
Carry forward general activity (UDA)	0
16/17 Contracted orthodontic activity (UOA)	7,345
Carry forward orthodontic activity (UOA)	62
Baseline contract value	£476,319.89

**ACCESS**

	Contract	England and Wales
24 month ratio of assessments to patient IDs	1.18	1.10

**ACTIVITY**


Month	Adjusted Scheduled Activity (UOA)	
	2016	2017
April	-1,413	-62
May	-821	618
June	-70	1,053
July	1,240	1,541
August	1,298	1,766
September	1,298	1,932
October	2,194	
November	2,912	
December	3,120	
January	4,000	
February	4,586	
March	5,257	
April	5,742	
May	5,742	
June	5,742	

**QUALITY**

	Contract Quantity	Contract Base Number	Contract *	Region	England
% of all assessments that were assess and fit appliances (rolling 12 month period)	288	679	42.4%	53.0%	54.1%
% of all assessments that were assess and refuse (rolling 12 month period)	53	679	7.8%	11.7%	12.4%
% of all assessments that were assess and review (rolling 12 month period)	338	679	49.8%	35.3%	33.5%
% of terminated courses where treatment was abandoned or discontinued (rolling 12 month period)	52	437	11.9%	8.5%	7.2%
% of completed treatments indicating that PAR score was taken (year to date)	38	149	25.5%	58.7%	58.9%
Rate of removable appliances per 100 fixed appliances - proposed treatment (rolling 12 month period)	16	576	2.78	6.99	5.66
Rate of removable appliances per 100 fixed appliances - completed treatment (rolling 12 month period)	29	763	3.80	6.41	4.88
% of courses of treatment with removable appliances only - proposed treatment (rolling 12 month period)	0	288	0.0%	2.5%	2.1%
% of courses of treatment with removable appliances only - completed treatment (rolling 12 month period)	0	385	0.0%	1.8%	1.5%
% of patients satisfied with the treatment they have received (rolling 12 month period)	11	12	91.7%	95.6%	95.7%

\* Figures in italics indicate that the base number is less than 100.

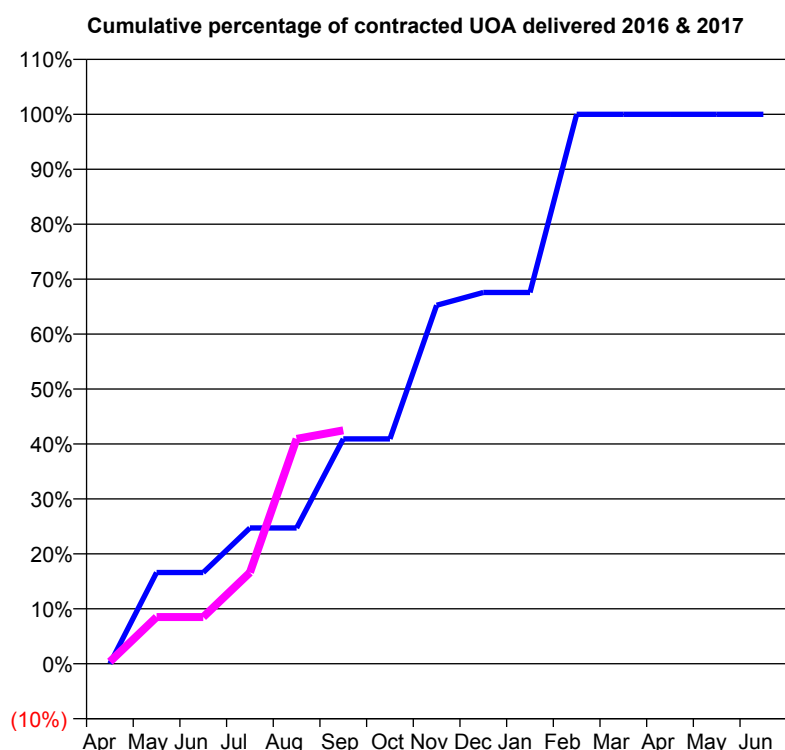
**Q59 - Vital Signs Orthodontic At a Glance Contract Report for 171751/0001 - September 2016**

Name or company name	E Gayton & K Gayton
Contract type name	GDS Contract
Purpose of contract	General and Orthodontic
Contract start date	01/11/2013
Contract end date	

16/17 Contracted general activity (UDA)	5,000
Carry forward general activity (UDA)	0
16/17 Contracted orthodontic activity (UOA)	259
Carry forward orthodontic activity (UOA)	0
Baseline contract value	£135,293.52

**ACCESS**

	Contract	England and Wales
24 month ratio of assessments to patient IDs	1.11	1.10

**ACTIVITY**


Month	Adjusted Scheduled Activity (UOA)	
	2016	2017
April	0	1
May	43	22
June	43	22
July	64	43
August	64	106
September	106	110
October	106	
November	169	
December	175	
January	175	
February	259	
March	259	
April	259	
May	259	
June	259	

**QUALITY**

	Contract Quantity	Contract Base Number	Contract *	Region	England
% of all assessments that were assess and fit appliances (rolling 12 month period)	14	17	82.4%	53.0%	54.1%
% of all assessments that were assess and refuse (rolling 12 month period)	1	17	5.9%	11.7%	12.4%
% of all assessments that were assess and review (rolling 12 month period)	2	17	11.8%	35.3%	33.5%
% of terminated courses where treatment was abandoned or discontinued (rolling 12 month period)	1	12	8.3%	8.5%	7.2%
% of completed treatments indicating that PAR score was taken (year to date)	5	5	100.0%	58.7%	58.9%
Rate of removable appliances per 100 fixed appliances - proposed treatment (rolling 12 month period)	3	20	15.00	6.99	5.66
Rate of removable appliances per 100 fixed appliances - completed treatment (rolling 12 month period)	3	21	14.29	6.41	4.88
% of courses of treatment with removable appliances only - proposed treatment (rolling 12 month period)	2	14	14.3%	2.5%	2.1%
% of courses of treatment with removable appliances only - completed treatment (rolling 12 month period)	0	11	0.0%	1.8%	1.5%
% of patients satisfied with the treatment they have received (rolling 12 month period)	1	1	100.0%	95.6%	95.7%

\* Figures in italics indicate that the base number is less than 100.

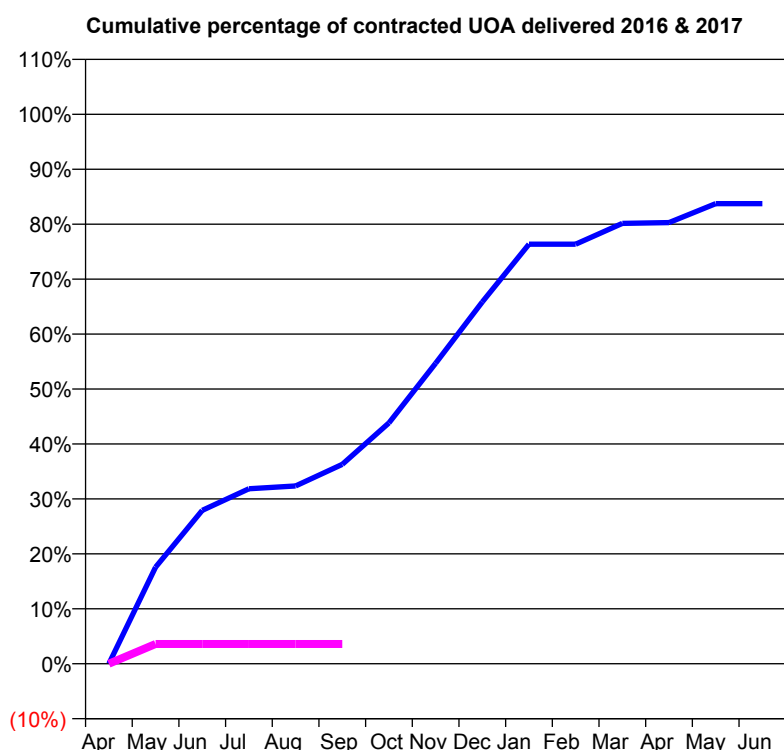
**Q59 - Vital Signs Orthodontic At a Glance Contract Report for 176591/0001 - September 2016**

Name or company name	James Cooil and Associates Limited
Contract type name	GDS Contract
Purpose of contract	General and Orthodontic
Contract start date	01/05/2010
Contract end date	

16/17 Contracted general activity (UDA)	7,056
Carry forward general activity (UDA)	-112
16/17 Contracted orthodontic activity (UOA)	609
Carry forward orthodontic activity (UOA)	0
Baseline contract value	£203,160.57

**ACCESS**

	Contract	England and Wales
24 month ratio of assessments to patient IDs	1.06	1.10

**ACTIVITY**


Month	Adjusted Scheduled Activity (UOA)	
	2016	2017
April	0	0
May	107	22
June	170	22
July	194	22
August	197	22
September	221	22
October	267	
November	333	
December	401	
January	465	
February	465	
March	488	
April	489	
May	510	
June	510	

**QUALITY**

	Contract Quantity	Contract Base Number	Contract *	Region	England
% of all assessments that were assess and fit appliances (rolling 12 month period)	14	31	45.2%	53.0%	54.1%
% of all assessments that were assess and refuse (rolling 12 month period)	1	31	3.2%	11.7%	12.4%
% of all assessments that were assess and review (rolling 12 month period)	16	31	51.6%	35.3%	33.5%
% of terminated courses where treatment was abandoned or discontinued (rolling 12 month period)	1	28	3.6%	8.5%	7.2%
% of completed treatments indicating that PAR score was taken (year to date)	16	17	94.1%	58.7%	58.9%
Rate of removable appliances per 100 fixed appliances - proposed treatment (rolling 12 month period)	0	0	N/A	6.99	5.66
Rate of removable appliances per 100 fixed appliances - completed treatment (rolling 12 month period)	0	0	N/A	6.41	4.88
% of courses of treatment with removable appliances only - proposed treatment (rolling 12 month period)	0	14	0.0%	2.5%	2.1%
% of courses of treatment with removable appliances only - completed treatment (rolling 12 month period)	0	27	0.0%	1.8%	1.5%
% of patients satisfied with the treatment they have received (rolling 12 month period)	1	1	100.0%	95.6%	95.7%

\* Figures in italics indicate that the base number is less than 100.



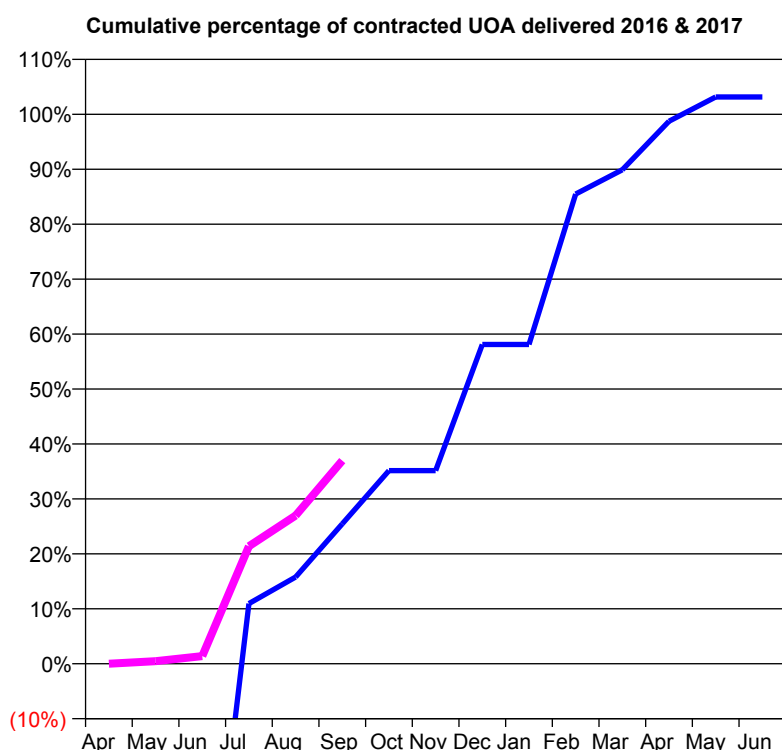
**Q59 - Vital Signs Orthodontic At a Glance Contract Report for 178055/0001 - September 2016**

Name or company name	Sloss, Sloss & Bentley
Contract type name	GDS Contract
Purpose of contract	General and Orthodontic
Contract start date	01/04/2006
Contract end date	

16/17 Contracted general activity (UDA)	11,800
Carry forward general activity (UDA)	0
16/17 Contracted orthodontic activity (UOA)	430
Carry forward orthodontic activity (UOA)	0
Baseline contract value	£288,638.43

**ACCESS**

	Contract	England and Wales
24 month ratio of assessments to patient IDs	1.09	1.10

**ACTIVITY**


Month	Adjusted Scheduled Activity (UOA)	
	2016	2017
April	-401	0
May	-334	2
June	-287	6
July	52	92
August	75	116
September	121	159
October	167	
November	167	
December	276	
January	276	
February	406	
March	427	
April	469	
May	490	
June	490	

**QUALITY**

	Contract Quantity	Contract Base Number	Contract *	Region	England
% of all assessments that were assess and fit appliances (rolling 12 month period)	24	48	50.0%	53.0%	54.1%
% of all assessments that were assess and refuse (rolling 12 month period)	6	48	12.5%	11.7%	12.4%
% of all assessments that were assess and review (rolling 12 month period)	18	48	37.5%	35.3%	33.5%
% of terminated courses where treatment was abandoned or discontinued (rolling 12 month period)	0	26	0.0%	8.5%	7.2%
% of completed treatments indicating that PAR score was taken (year to date)	3	3	100.0%	58.7%	58.9%
Rate of removable appliances per 100 fixed appliances - proposed treatment (rolling 12 month period)	2	35	5.71	6.99	5.66
Rate of removable appliances per 100 fixed appliances - completed treatment (rolling 12 month period)	7	50	14.00	6.41	4.88
% of courses of treatment with removable appliances only - proposed treatment (rolling 12 month period)	2	24	8.3%	2.5%	2.1%
% of courses of treatment with removable appliances only - completed treatment (rolling 12 month period)	0	26	0.0%	1.8%	1.5%
% of patients satisfied with the treatment they have received (rolling 12 month period)	0	0	N/A	95.6%	95.7%

\* Figures in italics indicate that the base number is less than 100.

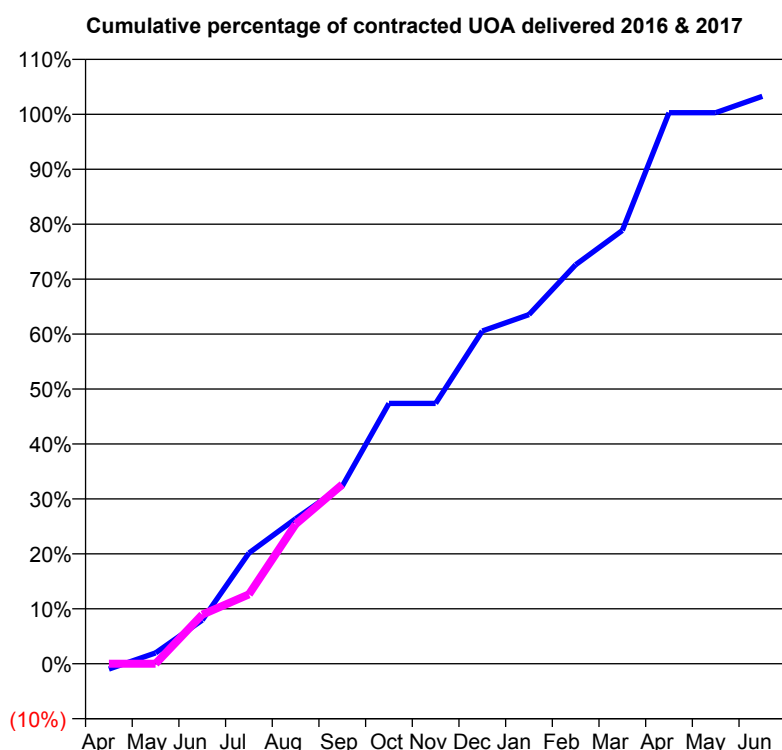
**Q59 - Vital Signs Orthodontic At a Glance Contract Report for 187208/0001 - September 2016**

Name or company name	Mr N Maxey & Mr W Welch
Contract type name	GDS Contract
Purpose of contract	General and Orthodontic
Contract start date	01/04/2006
Contract end date	

16/17 Contracted general activity (UDA)	63,070
Carry forward general activity (UDA)	0
16/17 Contracted orthodontic activity (UOA)	705
Carry forward orthodontic activity (UOA)	0
Baseline contract value	£1,531,688.03

**ACCESS**

	Contract	England and Wales
24 month ratio of assessments to patient IDs	1.11	1.10

**ACTIVITY**


Month	Adjusted Scheduled Activity (UOA)	
	2016	2017
April	-7	0
May	14	0
June	56	63
July	142	89
August	186	179
September	228	230
October	334	
November	334	
December	427	
January	448	
February	512	
March	556	
April	707	
May	707	
June	728	

**QUALITY**

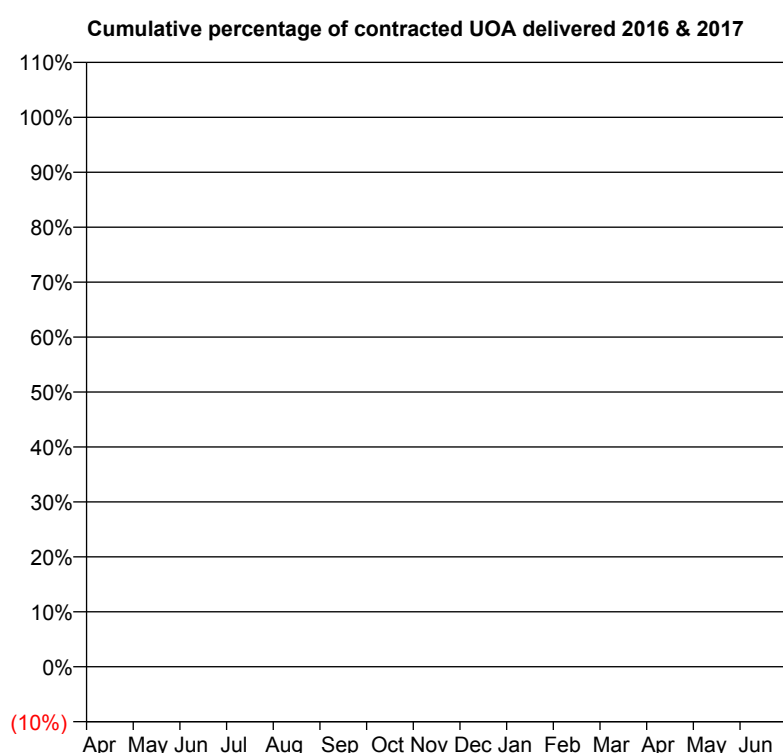
	Contract Quantity	Contract Base Number	Contract *	Region	England
% of all assessments that were assess and fit appliances (rolling 12 month period)	33	68	48.5%	53.0%	54.1%
% of all assessments that were assess and refuse (rolling 12 month period)	3	68	4.4%	11.7%	12.4%
% of all assessments that were assess and review (rolling 12 month period)	32	68	47.1%	35.3%	33.5%
% of terminated courses where treatment was abandoned or discontinued (rolling 12 month period)	2	23	8.7%	8.5%	7.2%
% of completed treatments indicating that PAR score was taken (year to date)	0	16	0.0%	58.7%	58.9%
Rate of removable appliances per 100 fixed appliances - proposed treatment (rolling 12 month period)	2	66	3.03	6.99	5.66
Rate of removable appliances per 100 fixed appliances - completed treatment (rolling 12 month period)	3	38	7.89	6.41	4.88
% of courses of treatment with removable appliances only - proposed treatment (rolling 12 month period)	0	33	0.0%	2.5%	2.1%
% of courses of treatment with removable appliances only - completed treatment (rolling 12 month period)	0	21	0.0%	1.8%	1.5%
% of patients satisfied with the treatment they have received (rolling 12 month period)	3	3	100.0%	95.6%	95.7%

\* Figures in italics indicate that the base number is less than 100.

**Q59 - Vital Signs Orthodontic At a Glance Contract Report for 192171/0001 - September 2016**

Name or company name	Harborough Orthodontics	16/17 Contracted general activity (UDA)	0
Contract type name	PDS Contract	Carry forward general activity (UDA)	0
Purpose of contract	General and Orthodontic	16/17 Contracted orthodontic activity (UOA)	0
Contract start date	01/01/2012	Carry forward orthodontic activity (UOA)	0
Contract end date	30/09/2017	Baseline contract value	£25,909.01

ACCESS	Contract	England and Wales
24 month ratio of assessments to patient IDs	1.14	1.10

**ACTIVITY**


Month	Adjusted Scheduled Activity (UOA)	
	2016	2017
April	0	0
May	2	21
June	2	21
July	176	22
August	187	85
September	187	86
October	207	
November	272	
December	272	
January	538	
February	585	
March	613	
April	613	
May	613	
June	613	

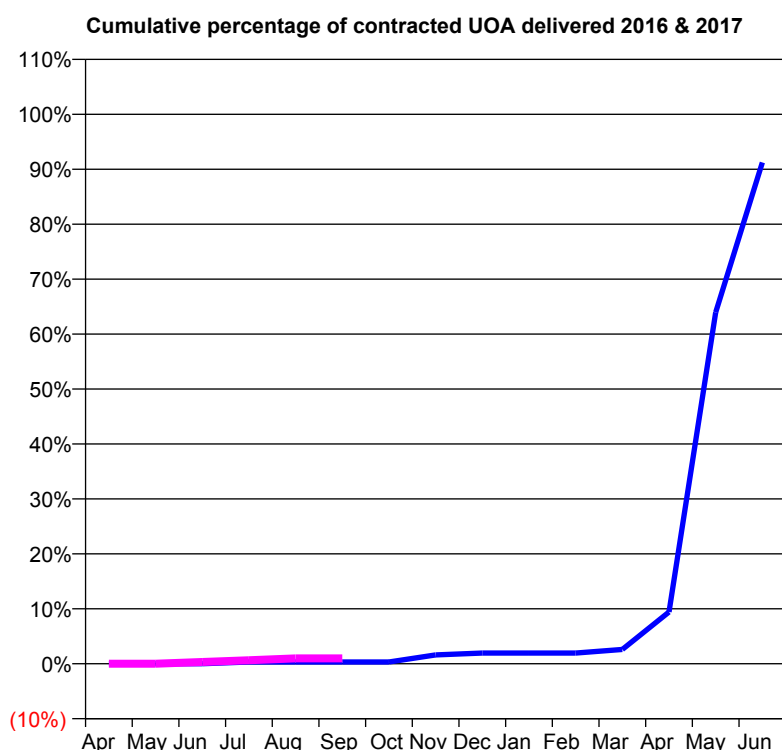
QUALITY	Contract Quantity	Contract Base Number	Contract *	Region	England
% of all assessments that were assess and fit appliances (rolling 12 month period)	23	89	25.8%	53.0%	54.1%
% of all assessments that were assess and refuse (rolling 12 month period)	55	89	61.8%	11.7%	12.4%
% of all assessments that were assess and review (rolling 12 month period)	11	89	12.4%	35.3%	33.5%
% of terminated courses where treatment was abandoned or discontinued (rolling 12 month period)	0	45	0.0%	8.5%	7.2%
% of completed treatments indicating that PAR score was taken (year to date)	0	11	0.0%	58.7%	58.9%
Rate of removable appliances per 100 fixed appliances - proposed treatment (rolling 12 month period)	0	30	0.00	6.99	5.66
Rate of removable appliances per 100 fixed appliances - completed treatment (rolling 12 month period)	9	89	10.11	6.41	4.88
% of courses of treatment with removable appliances only - proposed treatment (rolling 12 month period)	0	23	0.0%	2.5%	2.1%
% of courses of treatment with removable appliances only - completed treatment (rolling 12 month period)	0	45	0.0%	1.8%	1.5%
% of patients satisfied with the treatment they have received (rolling 12 month period)	1	1	100.0%	95.6%	95.7%

\* Figures in italics indicate that the base number is less than 100.

**Q59 - Vital Signs Orthodontic At a Glance Contract Report for 229792/0001 - September 2016**

Name or company name	MR JJ CLIFFE	16/17 Contracted general activity (UDA)	8,300
Contract type name	GDS Contract	Carry forward general activity (UDA)	0
Purpose of contract	General and Orthodontic	16/17 Contracted orthodontic activity (UOA)	308
Contract start date	01/04/2006	Carry forward orthodontic activity (UOA)	0
Contract end date		Baseline contract value	£203,363.36

ACCESS	Contract	England and Wales
24 month ratio of assessments to patient IDs	1.05	1.10

**ACTIVITY**


Month	Adjusted Scheduled Activity (UOA)	
	2016	2017
April	0	0
May	0	0
June	0	1
July	1	2
August	1	3
September	1	3
October	1	
November	5	
December	6	
January	6	
February	6	
March	8	
April	29	
May	197	
June	281	

QUALITY	Contract Quantity	Contract Base Number	Contract *	Region	England
% of all assessments that were assess and fit appliances (rolling 12 month period)	13	23	56.5%	53.0%	54.1%
% of all assessments that were assess and refuse (rolling 12 month period)	3	23	13.0%	11.7%	12.4%
% of all assessments that were assess and review (rolling 12 month period)	7	23	30.4%	35.3%	33.5%
% of terminated courses where treatment was abandoned or discontinued (rolling 12 month period)	0	0	N/A	8.5%	7.2%
% of completed treatments indicating that PAR score was taken (year to date)	0	0	N/A	58.7%	58.9%
Rate of removable appliances per 100 fixed appliances - proposed treatment (rolling 12 month period)	0	26	0.00	6.99	5.66
Rate of removable appliances per 100 fixed appliances - completed treatment (rolling 12 month period)	0	0	N/A	6.41	4.88
% of courses of treatment with removable appliances only - proposed treatment (rolling 12 month period)	0	13	0.0%	2.5%	2.1%
% of courses of treatment with removable appliances only - completed treatment (rolling 12 month period)	0	0	N/A	1.8%	1.5%
% of patients satisfied with the treatment they have received (rolling 12 month period)	3	3	100.0%	95.6%	95.7%

\* Figures in italics indicate that the base number is less than 100.

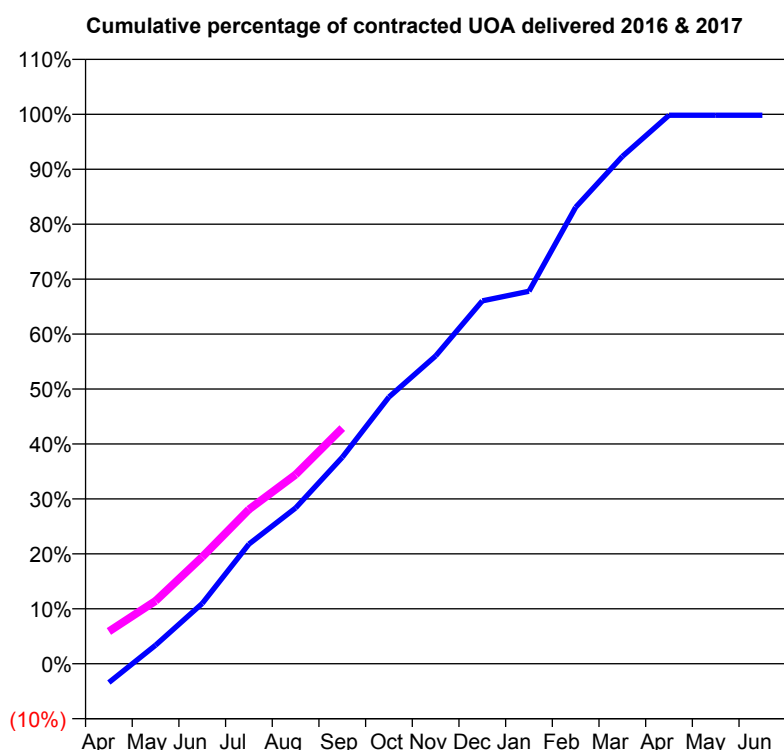
**Q59 - Vital Signs Orthodontic At a Glance Contract Report for 243868/0001 - September 2016**

Name or company name	MRS CM BARRS
Contract type name	PDS Contract
Purpose of contract	Orthodontic
Contract start date	01/04/2006
Contract end date	30/09/2017

16/17 Contracted general activity (UDA)	0
Carry forward general activity (UDA)	0
16/17 Contracted orthodontic activity (UOA)	13,238
Carry forward orthodontic activity (UOA)	0
Baseline contract value	£809,801.32

**ACCESS**

	Contract	England and Wales
24 month ratio of assessments to patient IDs	1.00	1.10

**ACTIVITY**


Month	Adjusted Scheduled Activity (UOA)	
	2016	2017
April	-455	778
May	448	1,515
June	1,456	2,574
July	2,886	3,717
August	3,756	4,558
September	4,978	5,678
October	6,432	
November	7,421	
December	8,748	
January	8,979	
February	11,006	
March	12,231	
April	13,222	
May	13,222	
June	13,222	

**QUALITY**

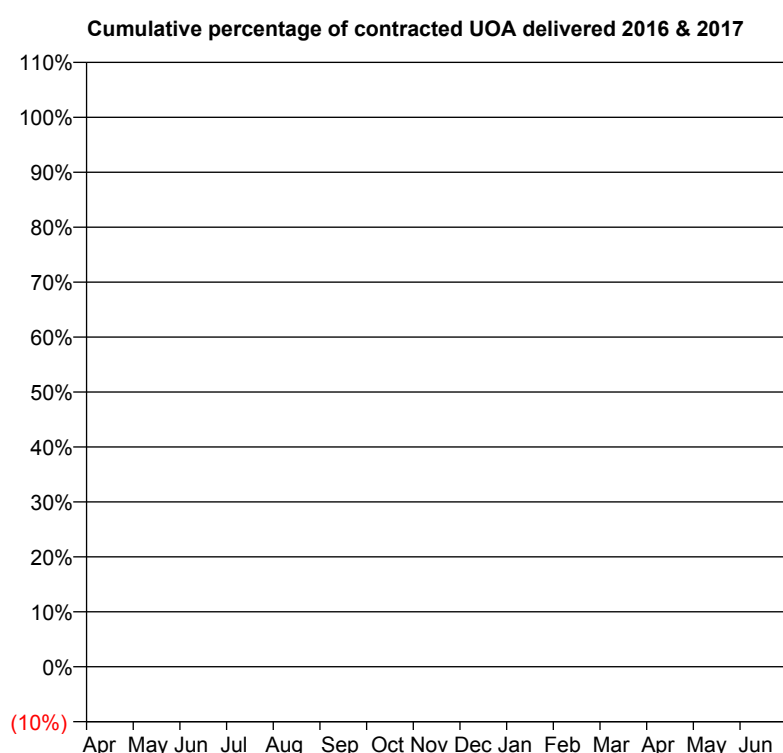
	Contract Quantity	Contract Base Number	Contract *	Region	England
% of all assessments that were assess and fit appliances (rolling 12 month period)	666	704	94.6%	53.0%	54.1%
% of all assessments that were assess and refuse (rolling 12 month period)	0	704	0.0%	11.7%	12.4%
% of all assessments that were assess and review (rolling 12 month period)	38	704	5.4%	35.3%	33.5%
% of terminated courses where treatment was abandoned or discontinued (rolling 12 month period)	27	507	5.3%	8.5%	7.2%
% of completed treatments indicating that PAR score was taken (year to date)	202	223	90.6%	58.7%	58.9%
Rate of removable appliances per 100 fixed appliances - proposed treatment (rolling 12 month period)	150	730	20.55	6.99	5.66
Rate of removable appliances per 100 fixed appliances - completed treatment (rolling 12 month period)	1	31	3.23	6.41	4.88
% of courses of treatment with removable appliances only - proposed treatment (rolling 12 month period)	8	666	1.2%	2.5%	2.1%
% of courses of treatment with removable appliances only - completed treatment (rolling 12 month period)	1	480	0.2%	1.8%	1.5%
% of patients satisfied with the treatment they have received (rolling 12 month period)	29	29	100.0%	95.6%	95.7%

\* Figures in italics indicate that the base number is less than 100.

**Q59 - Vital Signs Orthodontic At a Glance Contract Report for 243868/0011 - September 2016**

Name or company name	MRS CM BARRS	16/17 Contracted general activity (UDA)	0
Contract type name	PDS Contract	Carry forward general activity (UDA)	0
Purpose of contract	General and Orthodontic	16/17 Contracted orthodontic activity (UOA)	0
Contract start date	01/12/2008	Carry forward orthodontic activity (UOA)	0
Contract end date	30/09/2017	Baseline contract value	£117,076.00

ACCESS	Contract	England and Wales
24 month ratio of assessments to patient IDs	1.03	1.10

**ACTIVITY**


Adjusted Scheduled Activity (UOA)		
Month	2016	2017
April	22	194
May	150	305
June	342	500
July	557	783
August	667	1,126
September	864	1,383
October	992	
November	1,212	
December	1,516	
January	1,625	
February	1,905	
March	2,202	
April	2,251	
May	2,251	
June	2,251	

**QUALITY**

	Contract Quantity	Contract Base Number	Contract *	Region	England
% of all assessments that were assess and fit appliances (rolling 12 month period)	130	210	61.9%	53.0%	54.1%
% of all assessments that were assess and refuse (rolling 12 month period)	1	210	0.5%	11.7%	12.4%
% of all assessments that were assess and review (rolling 12 month period)	79	210	37.6%	35.3%	33.5%
% of terminated courses where treatment was abandoned or discontinued (rolling 12 month period)	0	45	0.0%	8.5%	7.2%
% of completed treatments indicating that PAR score was taken (year to date)	28	30	93.3%	58.7%	58.9%
Rate of removable appliances per 100 fixed appliances - proposed treatment (rolling 12 month period)	42	169	24.85	6.99	5.66
Rate of removable appliances per 100 fixed appliances - completed treatment (rolling 12 month period)	0	2	0.00	6.41	4.88
% of courses of treatment with removable appliances only - proposed treatment (rolling 12 month period)	1	130	0.8%	2.5%	2.1%
% of courses of treatment with removable appliances only - completed treatment (rolling 12 month period)	0	45	0.0%	1.8%	1.5%
% of patients satisfied with the treatment they have received (rolling 12 month period)	4	4	100.0%	95.6%	95.7%

\* Figures in italics indicate that the base number is less than 100.

**Q59 - Vital Signs Orthodontic At a Glance Contract Report for 321389/0004 - September 2016**

Name or company name	MISS CL TRACEY	16/17 Contracted general activity (UDA)	0
Contract type name	PDS Contract	Carry forward general activity (UDA)	0
Purpose of contract	General and Orthodontic	16/17 Contracted orthodontic activity (UOA)	0
Contract start date	16/03/2014	Carry forward orthodontic activity (UOA)	0
Contract end date	30/09/2017	Baseline contract value	£56,534.01

**ACCESS**

	Contract	England and Wales
24 month ratio of assessments to patient IDs	1.01	1.10

**ACTIVITY**


Month	2016	2017
April	0	0
May	0	22
June	192	171
July	235	257
August	300	321
September	385	515
October	534	
November	599	
December	708	
January	771	
February	939	
March	1,110	
April	1,260	
May	1,260	
June	1,261	

**QUALITY**

	Contract Quantity	Contract Base Number	Contract *	Region	England
% of all assessments that were assess and fit appliances (rolling 12 month period)	66	92	71.7%	53.0%	54.1%
% of all assessments that were assess and refuse (rolling 12 month period)	5	92	5.4%	11.7%	12.4%
% of all assessments that were assess and review (rolling 12 month period)	21	92	22.8%	35.3%	33.5%
% of terminated courses where treatment was abandoned or discontinued (rolling 12 month period)	5	71	7.0%	8.5%	7.2%
% of completed treatments indicating that PAR score was taken (year to date)	24	28	85.7%	58.7%	58.9%
Rate of removable appliances per 100 fixed appliances - proposed treatment (rolling 12 month period)	15	117	12.82	6.99	5.66
Rate of removable appliances per 100 fixed appliances - completed treatment (rolling 12 month period)	0	0	N/A	6.41	4.88
% of courses of treatment with removable appliances only - proposed treatment (rolling 12 month period)	0	66	0.0%	2.5%	2.1%
% of courses of treatment with removable appliances only - completed treatment (rolling 12 month period)	0	66	0.0%	1.8%	1.5%
% of patients satisfied with the treatment they have received (rolling 12 month period)	2	2	100.0%	95.6%	95.7%

\* Figures in italics indicate that the base number is less than 100.

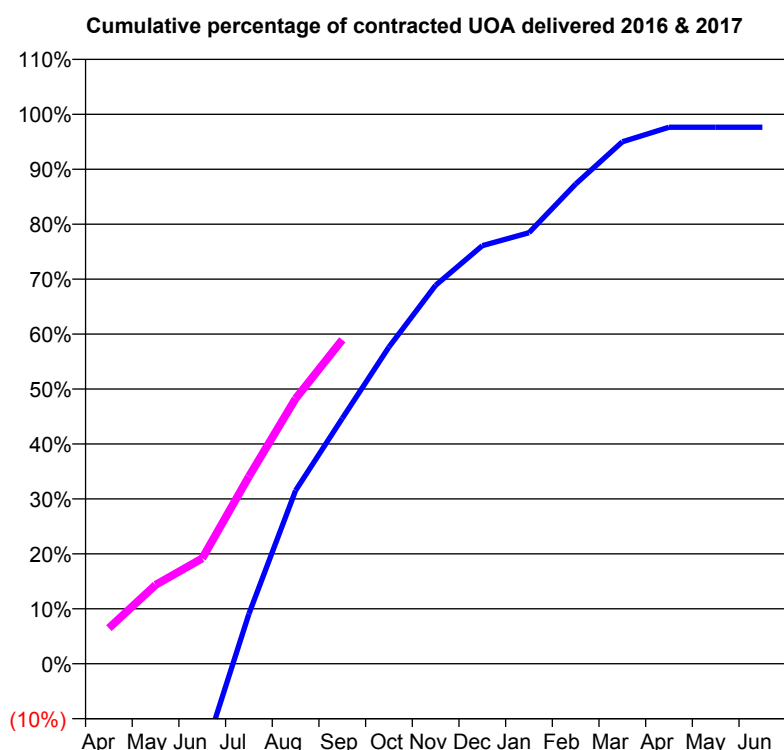
**Q59 - Vital Signs Orthodontic At a Glance Contract Report for 397156/0001 - September 2016**

Name or company name	MR MD CLARE
Contract type name	PDS Contract
Purpose of contract	Orthodontic
Contract start date	01/04/2006
Contract end date	30/09/2017

16/17 Contracted general activity (UDA)	0
Carry forward general activity (UDA)	0
16/17 Contracted orthodontic activity (UOA)	3,554
Carry forward orthodontic activity (UOA)	84
Baseline contract value	£235,792.96

**ACCESS**

	Contract	England and Wales
24 month ratio of assessments to patient IDs	1.00	1.10

**ACTIVITY**


Month	Adjusted Scheduled Activity (UOA)	
	2016	2017
April	-1,218	231
May	-985	510
June	-622	682
July	323	1,211
August	1,121	1,715
September	1,587	2,095
October	2,049	
November	2,448	
December	2,704	
January	2,788	
February	3,103	
March	3,376	
April	3,470	
May	3,470	
June	3,470	

**QUALITY**

	Contract Quantity	Contract Base Number	Contract *	Region	England
% of all assessments that were assess and fit appliances (rolling 12 month period)	191	342	55.8%	53.0%	54.1%
% of all assessments that were assess and refuse (rolling 12 month period)	18	342	5.3%	11.7%	12.4%
% of all assessments that were assess and review (rolling 12 month period)	133	342	38.9%	35.3%	33.5%
% of terminated courses where treatment was abandoned or discontinued (rolling 12 month period)	7	203	3.4%	8.5%	7.2%
% of completed treatments indicating that PAR score was taken (year to date)	36	106	34.0%	58.7%	58.9%
Rate of removable appliances per 100 fixed appliances - proposed treatment (rolling 12 month period)	22	369	5.96	6.99	5.66
Rate of removable appliances per 100 fixed appliances - completed treatment (rolling 12 month period)	18	380	4.74	6.41	4.88
% of courses of treatment with removable appliances only - proposed treatment (rolling 12 month period)	6	191	3.1%	2.5%	2.1%
% of courses of treatment with removable appliances only - completed treatment (rolling 12 month period)	6	196	3.1%	1.8%	1.5%
% of patients satisfied with the treatment they have received (rolling 12 month period)	5	5	100.0%	95.6%	95.7%

\* Figures in italics indicate that the base number is less than 100.



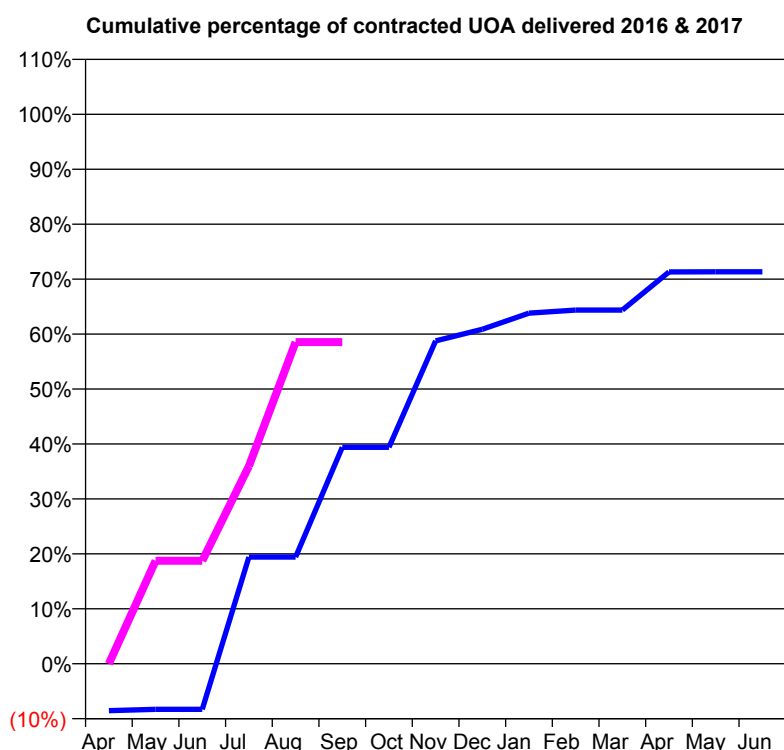
**Q59 - Vital Signs Orthodontic At a Glance Contract Report for 564249/0001 - September 2016**

Name or company name	MR AN LUMB
Contract type name	PDS Contract
Purpose of contract	Orthodontic
Contract start date	01/04/2006
Contract end date	30/09/2017

16/17 Contracted general activity (UDA)	0
Carry forward general activity (UDA)	0
16/17 Contracted orthodontic activity (UOA)	6,111
Carry forward orthodontic activity (UOA)	0
Baseline contract value	£405,488.91

**ACCESS**

	Contract	England and Wales
24 month ratio of assessments to patient IDs	1.13	1.10

**ACTIVITY**


Month	Adjusted Scheduled Activity (UOA)	
	2016	2017
April	-743	0
May	-721	1,146
June	-721	1,146
July	1,687	2,199
August	1,687	3,578
September	3,422	3,578
October	3,422	
November	5,104	
December	5,288	
January	5,543	
February	5,592	
March	5,592	
April	6,195	
May	6,196	
June	6,196	

**QUALITY**

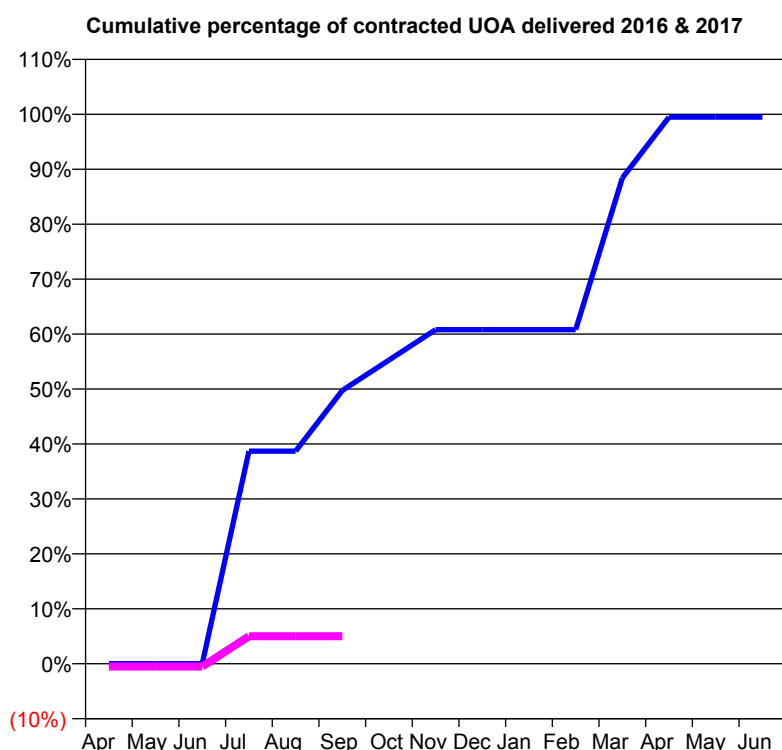
	Contract Quantity	Contract Base Number	Contract *	Region	England
% of all assessments that were assess and fit appliances (rolling 12 month period)	290	639	45.4%	53.0%	54.1%
% of all assessments that were assess and refuse (rolling 12 month period)	65	639	10.2%	11.7%	12.4%
% of all assessments that were assess and review (rolling 12 month period)	284	639	44.4%	35.3%	33.5%
% of terminated courses where treatment was abandoned or discontinued (rolling 12 month period)	17	285	6.0%	8.5%	7.2%
% of completed treatments indicating that PAR score was taken (year to date)	163	178	91.6%	58.7%	58.9%
Rate of removable appliances per 100 fixed appliances - proposed treatment (rolling 12 month period)	6	561	1.07	6.99	5.66
Rate of removable appliances per 100 fixed appliances - completed treatment (rolling 12 month period)	5	527	0.95	6.41	4.88
% of courses of treatment with removable appliances only - proposed treatment (rolling 12 month period)	5	290	1.7%	2.5%	2.1%
% of courses of treatment with removable appliances only - completed treatment (rolling 12 month period)	2	268	0.7%	1.8%	1.5%
% of patients satisfied with the treatment they have received (rolling 12 month period)	9	9	100.0%	95.6%	95.7%

\* Figures in italics indicate that the base number is less than 100.

**Q59 - Vital Signs Orthodontic At a Glance Contract Report for 570230/0002 - September 2016**

Name or company name	MR RM ALLEN	16/17 Contracted general activity (UDA)	8,465
Contract type name	GDS Contract	Carry forward general activity (UDA)	50
Purpose of contract	General and Orthodontic	16/17 Contracted orthodontic activity (UOA)	380
Contract start date	01/04/2006	Carry forward orthodontic activity (UOA)	2
Contract end date		Baseline contract value	£246,403.66

ACCESS	Contract	England and Wales
24 month ratio of assessments to patient IDs	1.00	1.10

**ACTIVITY**


Month	Adjusted Scheduled Activity (UOA)	
	2016	2017
April	0	-2
May	0	-2
June	0	-2
July	147	19
August	147	19
September	189	19
October	210	
November	231	
December	231	
January	231	
February	231	
March	336	
April	378	
May	378	
June	378	

**QUALITY**

	Contract Quantity	Contract Base Number	Contract *	Region	England
% of all assessments that were assess and fit appliances (rolling 12 month period)	10	10	100.0%	53.0%	54.1%
% of all assessments that were assess and refuse (rolling 12 month period)	0	10	0.0%	11.7%	12.4%
% of all assessments that were assess and review (rolling 12 month period)	0	10	0.0%	35.3%	33.5%
% of terminated courses where treatment was abandoned or discontinued (rolling 12 month period)	0	5	0.0%	8.5%	7.2%
% of completed treatments indicating that PAR score was taken (year to date)	4	4	100.0%	58.7%	58.9%
Rate of removable appliances per 100 fixed appliances - proposed treatment (rolling 12 month period)	2	19	10.53	6.99	5.66
Rate of removable appliances per 100 fixed appliances - completed treatment (rolling 12 month period)	0	0	N/A	6.41	4.88
% of courses of treatment with removable appliances only - proposed treatment (rolling 12 month period)	0	10	0.0%	2.5%	2.1%
% of courses of treatment with removable appliances only - completed treatment (rolling 12 month period)	0	5	0.0%	1.8%	1.5%
% of patients satisfied with the treatment they have received (rolling 12 month period)	0	0	N/A	95.6%	95.7%

\* Figures in italics indicate that the base number is less than 100.

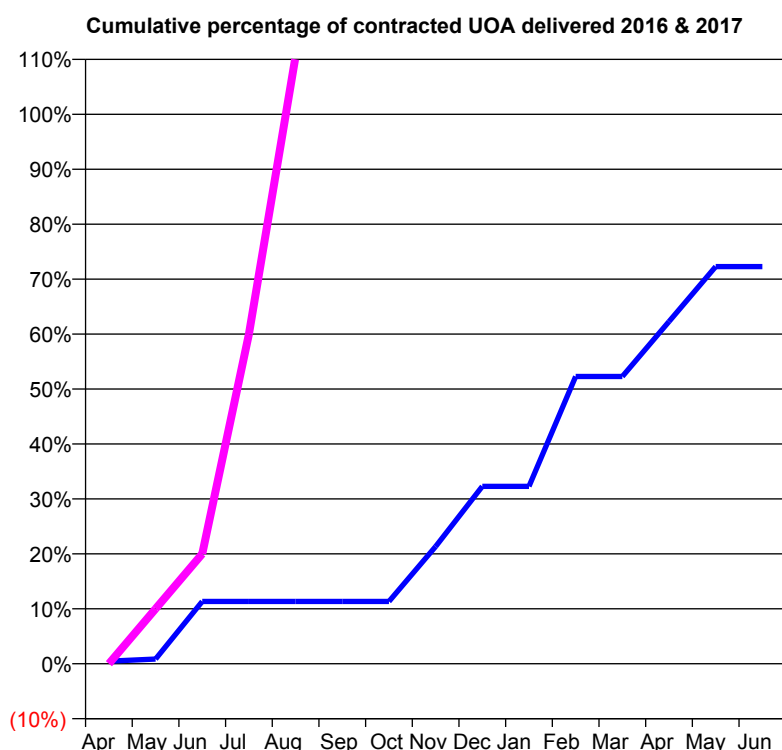
**Q59 - Vital Signs Orthodontic At a Glance Contract Report for 573477/0001 - September 2016**

Name or company name	MR TW POWELL
Contract type name	GDS Contract
Purpose of contract	General and Orthodontic
Contract start date	01/04/2006
Contract end date	

16/17 Contracted general activity (UDA)	24,487
Carry forward general activity (UDA)	0
16/17 Contracted orthodontic activity (UOA)	210
Carry forward orthodontic activity (UOA)	0
Baseline contract value	£594,621.34

**ACCESS**

	Contract	England and Wales
24 month ratio of assessments to patient IDs	1.00	1.10

**ACTIVITY**


Month	Adjusted Scheduled Activity (UOA)	
	2016	2017
April	1	0
May	2	21
June	24	42
July	24	126
August	24	232
September	24	232
October	24	
November	45	
December	68	
January	68	
February	110	
March	110	
April	131	
May	152	
June	152	

**QUALITY**

	Contract Quantity	Contract Base Number	Contract *	Region	England
% of all assessments that were assess and fit appliances (rolling 12 month period)	17	18	94.4%	53.0%	54.1%
% of all assessments that were assess and refuse (rolling 12 month period)	0	18	0.0%	11.7%	12.4%
% of all assessments that were assess and review (rolling 12 month period)	1	18	5.6%	35.3%	33.5%
% of terminated courses where treatment was abandoned or discontinued (rolling 12 month period)	1	11	9.1%	8.5%	7.2%
% of completed treatments indicating that PAR score was taken (year to date)	5	5	100.0%	58.7%	58.9%
Rate of removable appliances per 100 fixed appliances - proposed treatment (rolling 12 month period)	0	0	N/A	6.99	5.66
Rate of removable appliances per 100 fixed appliances - completed treatment (rolling 12 month period)	3	10	30.00	6.41	4.88
% of courses of treatment with removable appliances only - proposed treatment (rolling 12 month period)	0	17	0.0%	2.5%	2.1%
% of courses of treatment with removable appliances only - completed treatment (rolling 12 month period)	1	10	10.0%	1.8%	1.5%
% of patients satisfied with the treatment they have received (rolling 12 month period)	0	0	N/A	95.6%	95.7%

\* Figures in italics indicate that the base number is less than 100.

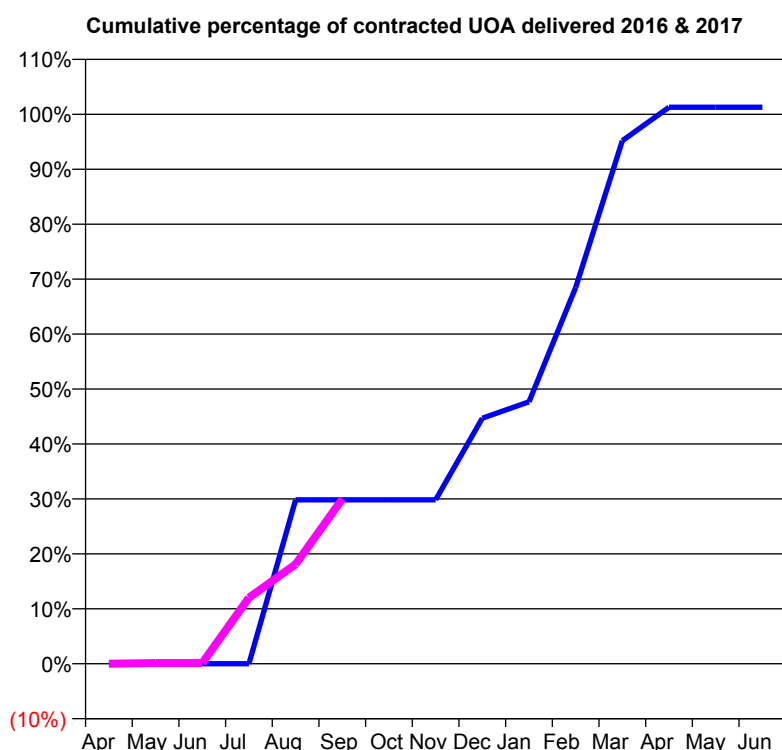
**Q59 - Vital Signs Orthodontic At a Glance Contract Report for 796964/0002 - September 2016**

Name or company name	MR A SMITH
Contract type name	GDS Contract
Purpose of contract	General and Orthodontic
Contract start date	01/08/2014
Contract end date	

16/17 Contracted general activity (UDA)	33,500
Carry forward general activity (UDA)	-481
16/17 Contracted orthodontic activity (UOA)	707
Carry forward orthodontic activity (UOA)	0
Baseline contract value	£934,794.16

**ACCESS**

	Contract	England and Wales
24 month ratio of assessments to patient IDs	1.11	1.10

**ACTIVITY**


Month	Adjusted Scheduled Activity (UOA)	
	2016	2017
April	0	0
May	0	1
June	0	1
July	0	85
August	211	128
September	211	212
October	211	
November	211	
December	316	
January	337	
February	484	
March	673	
April	716	
May	716	
June	716	

**QUALITY**

	Contract Quantity	Contract Base Number	Contract *	Region	England
% of all assessments that were assess and fit appliances (rolling 12 month period)	35	39	89.7%	53.0%	54.1%
% of all assessments that were assess and refuse (rolling 12 month period)	2	39	5.1%	11.7%	12.4%
% of all assessments that were assess and review (rolling 12 month period)	2	39	5.1%	35.3%	33.5%
% of terminated courses where treatment was abandoned or discontinued (rolling 12 month period)	8	38	21.1%	8.5%	7.2%
% of completed treatments indicating that PAR score was taken (year to date)	0	29	0.0%	58.7%	58.9%
Rate of removable appliances per 100 fixed appliances - proposed treatment (rolling 12 month period)	1	65	1.54	6.99	5.66
Rate of removable appliances per 100 fixed appliances - completed treatment (rolling 12 month period)	0	0	N/A	6.41	4.88
% of courses of treatment with removable appliances only - proposed treatment (rolling 12 month period)	1	35	2.9%	2.5%	2.1%
% of courses of treatment with removable appliances only - completed treatment (rolling 12 month period)	0	30	0.0%	1.8%	1.5%
% of patients satisfied with the treatment they have received (rolling 12 month period)	1	1	100.0%	95.6%	95.7%

\* Figures in italics indicate that the base number is less than 100.

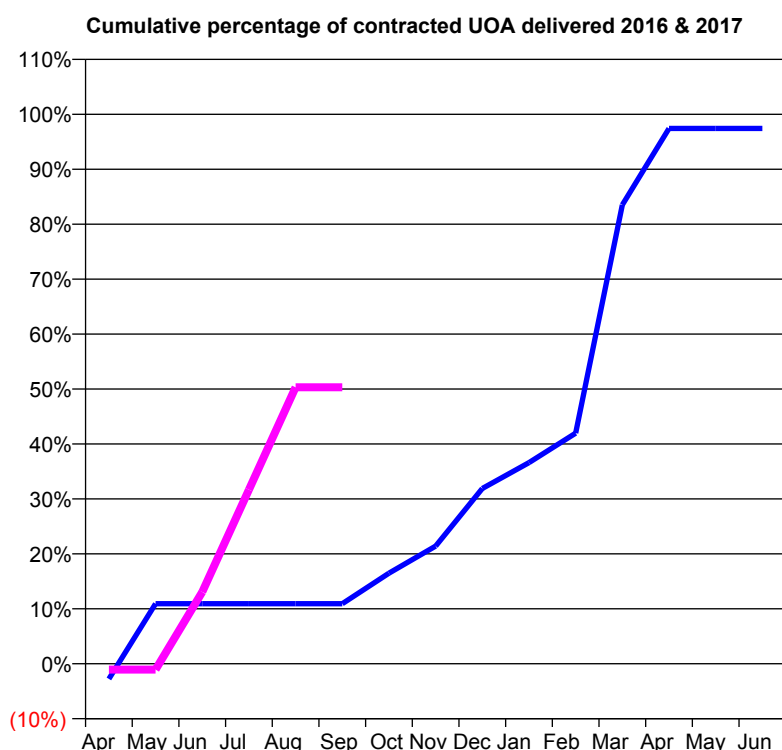
**Q59 - Vital Signs Orthodontic At a Glance Contract Report for 812692/0001 - September 2016**

Name or company name	MR RD KIDY
Contract type name	GDS Contract
Purpose of contract	General and Orthodontic
Contract start date	01/04/2006
Contract end date	

16/17 Contracted general activity (UDA)	18,737
Carry forward general activity (UDA)	0
16/17 Contracted orthodontic activity (UOA)	467
Carry forward orthodontic activity (UOA)	12
Baseline contract value	£409,736.77

**ACCESS**

	Contract	England and Wales
24 month ratio of assessments to patient IDs	1.13	1.10

**ACTIVITY**


Month	Adjusted Scheduled Activity (UOA)	
	2016	2017
April	-13	-5
May	51	-5
June	51	61
July	51	148
August	51	235
September	51	235
October	77	
November	100	
December	149	
January	171	
February	196	
March	390	
April	455	
May	455	
June	455	

**QUALITY**

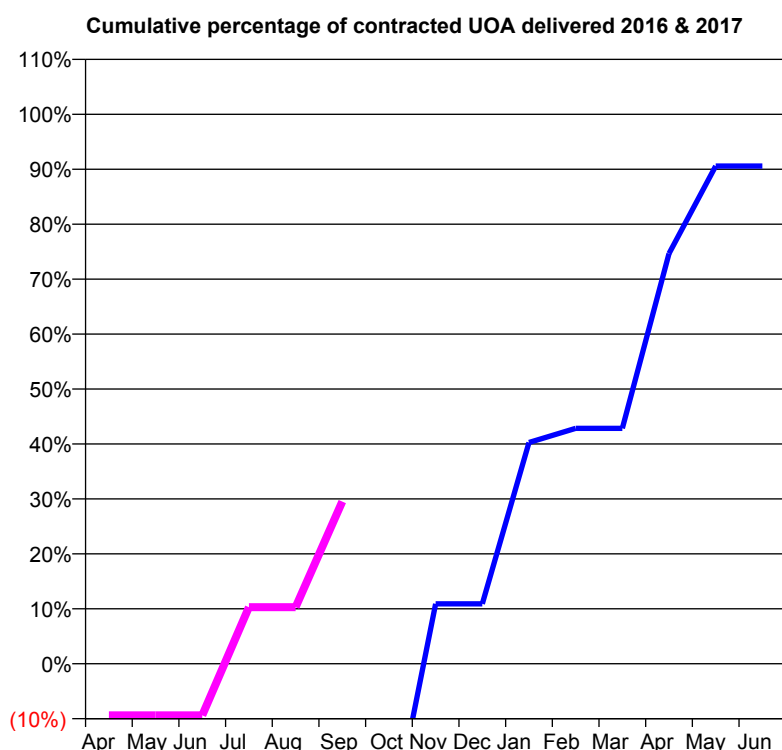
	Contract Quantity	Contract Base Number	Contract *	Region	England
% of all assessments that were assess and fit appliances (rolling 12 month period)	29	71	40.8%	53.0%	54.1%
% of all assessments that were assess and refuse (rolling 12 month period)	15	71	21.1%	11.7%	12.4%
% of all assessments that were assess and review (rolling 12 month period)	27	71	38.0%	35.3%	33.5%
% of terminated courses where treatment was abandoned or discontinued (rolling 12 month period)	0	10	0.0%	8.5%	7.2%
% of completed treatments indicating that PAR score was taken (year to date)	8	8	100.0%	58.7%	58.9%
Rate of removable appliances per 100 fixed appliances - proposed treatment (rolling 12 month period)	3	58	5.17	6.99	5.66
Rate of removable appliances per 100 fixed appliances - completed treatment (rolling 12 month period)	0	20	0.00	6.41	4.88
% of courses of treatment with removable appliances only - proposed treatment (rolling 12 month period)	0	29	0.0%	2.5%	2.1%
% of courses of treatment with removable appliances only - completed treatment (rolling 12 month period)	0	10	0.0%	1.8%	1.5%
% of patients satisfied with the treatment they have received (rolling 12 month period)	1	1	100.0%	95.6%	95.7%

\* Figures in italics indicate that the base number is less than 100.

**Q59 - Vital Signs Orthodontic At a Glance Contract Report for 840386/0002 - September 2016**

Name or company name	MR AW GEMMELL	16/17 Contracted general activity (UDA)	21,500
Contract type name	GDS Contract	Carry forward general activity (UDA)	0
Purpose of contract	General and Orthodontic	16/17 Contracted orthodontic activity (UOA)	660
Contract start date	01/08/2009	Carry forward orthodontic activity (UOA)	62
Contract end date		Baseline contract value	£517,676.99

ACCESS	Contract	England and Wales
24 month ratio of assessments to patient IDs	1.05	1.10

**ACTIVITY**


Month	Adjusted Scheduled Activity (UOA)	
	2016	2017
April	-210	-62
May	-210	-62
June	-210	-62
July	-210	68
August	-210	68
September	-210	195
October	-210	
November	72	
December	72	
January	266	
February	283	
March	283	
April	493	
May	598	
June	598	

**QUALITY**

	Contract Quantity	Contract Base Number	Contract *	Region	England
% of all assessments that were assess and fit appliances (rolling 12 month period)	52	64	81.3%	53.0%	54.1%
% of all assessments that were assess and refuse (rolling 12 month period)	0	64	0.0%	11.7%	12.4%
% of all assessments that were assess and review (rolling 12 month period)	12	64	18.8%	35.3%	33.5%
% of terminated courses where treatment was abandoned or discontinued (rolling 12 month period)	6	43	14.0%	8.5%	7.2%
% of completed treatments indicating that PAR score was taken (year to date)	0	0	N/A	58.7%	58.9%
Rate of removable appliances per 100 fixed appliances - proposed treatment (rolling 12 month period)	18	87	20.69	6.99	5.66
Rate of removable appliances per 100 fixed appliances - completed treatment (rolling 12 month period)	3	54	5.56	6.41	4.88
% of courses of treatment with removable appliances only - proposed treatment (rolling 12 month period)	1	52	1.9%	2.5%	2.1%
% of courses of treatment with removable appliances only - completed treatment (rolling 12 month period)	1	37	2.7%	1.8%	1.5%
% of patients satisfied with the treatment they have received (rolling 12 month period)	2	2	100.0%	95.6%	95.7%

\* Figures in italics indicate that the base number is less than 100.

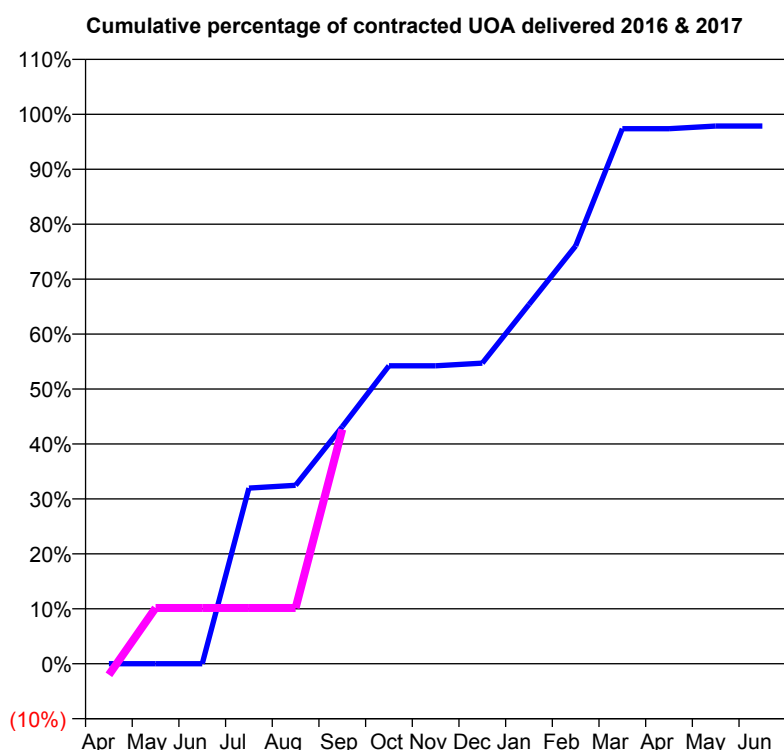
**Q59 - Vital Signs Orthodontic At a Glance Contract Report for 888761/0001 - September 2016**

Name or company name	MR JF HAWKINS
Contract type name	GDS Contract
Purpose of contract	General and Orthodontic
Contract start date	01/04/2006
Contract end date	

16/17 Contracted general activity (UDA)	2,400
Carry forward general activity (UDA)	0
16/17 Contracted orthodontic activity (UOA)	197
Carry forward orthodontic activity (UOA)	4
Baseline contract value	£65,954.88

**ACCESS**

	Contract	England and Wales
24 month ratio of assessments to patient IDs	1.00	1.10

**ACTIVITY**


Month	Adjusted Scheduled Activity (UOA)	
	2016	2017
April	0	-4
May	0	20
June	0	20
July	63	20
August	64	20
September	85	84
October	107	
November	107	
December	108	
January	129	
February	150	
March	192	
April	192	
May	193	
June	193	

**QUALITY**

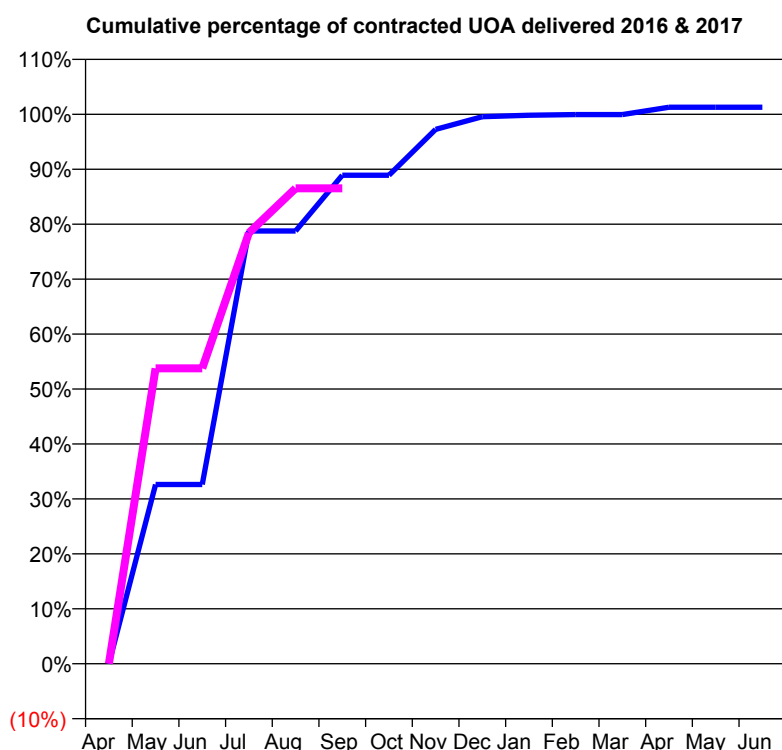
	Contract Quantity	Contract Base Number	Contract *	Region	England
% of all assessments that were assess and fit appliances (rolling 12 month period)	9	14	64.3%	53.0%	54.1%
% of all assessments that were assess and refuse (rolling 12 month period)	1	14	7.1%	11.7%	12.4%
% of all assessments that were assess and review (rolling 12 month period)	4	14	28.6%	35.3%	33.5%
% of terminated courses where treatment was abandoned or discontinued (rolling 12 month period)	0	12	0.0%	8.5%	7.2%
% of completed treatments indicating that PAR score was taken (year to date)	0	8	0.0%	58.7%	58.9%
Rate of removable appliances per 100 fixed appliances - proposed treatment (rolling 12 month period)	2	7	28.57	6.99	5.66
Rate of removable appliances per 100 fixed appliances - completed treatment (rolling 12 month period)	0	0	N/A	6.41	4.88
% of courses of treatment with removable appliances only - proposed treatment (rolling 12 month period)	1	9	11.1%	2.5%	2.1%
% of courses of treatment with removable appliances only - completed treatment (rolling 12 month period)	0	12	0.0%	1.8%	1.5%
% of patients satisfied with the treatment they have received (rolling 12 month period)	0	0	N/A	95.6%	95.7%

\* Figures in italics indicate that the base number is less than 100.

**Q59 - Vital Signs Orthodontic At a Glance Contract Report for 914541/0001 - September 2016**

Name or company name	MRS CJ PATEL	16/17 Contracted general activity (UDA)	0
Contract type name	PDS Contract	Carry forward general activity (UDA)	0
Purpose of contract	Orthodontic	16/17 Contracted orthodontic activity (UOA)	3,683
Contract start date	01/04/2006	Carry forward orthodontic activity (UOA)	0
Contract end date	30/09/2017	Baseline contract value	£242,956.37

ACCESS	Contract	England and Wales
24 month ratio of assessments to patient IDs	1.12	1.10

**ACTIVITY**


Month	Adjusted Scheduled Activity (UOA)	
	2016	2017
April	0	0
May	1,202	1,980
June	1,202	1,980
July	2,901	2,888
August	2,901	3,187
September	3,274	3,187
October	3,274	
November	3,582	
December	3,667	
January	3,676	
February	3,681	
March	3,681	
April	3,730	
May	3,730	
June	3,730	

QUALITY	Contract Quantity	Contract Base Number	Contract *	Region	England
% of all assessments that were assess and fit appliances (rolling 12 month period)	164	397	41.3%	53.0%	54.1%
% of all assessments that were assess and refuse (rolling 12 month period)	48	397	12.1%	11.7%	12.4%
% of all assessments that were assess and review (rolling 12 month period)	185	397	46.6%	35.3%	33.5%
% of terminated courses where treatment was abandoned or discontinued (rolling 12 month period)	7	202	3.5%	8.5%	7.2%
% of completed treatments indicating that PAR score was taken (year to date)	132	146	90.4%	58.7%	58.9%
Rate of removable appliances per 100 fixed appliances - proposed treatment (rolling 12 month period)	1	322	0.31	6.99	5.66
Rate of removable appliances per 100 fixed appliances - completed treatment (rolling 12 month period)	2	376	0.53	6.41	4.88
% of courses of treatment with removable appliances only - proposed treatment (rolling 12 month period)	1	164	0.6%	2.5%	2.1%
% of courses of treatment with removable appliances only - completed treatment (rolling 12 month period)	2	195	1.0%	1.8%	1.5%
% of patients satisfied with the treatment they have received (rolling 12 month period)	5	5	100.0%	95.6%	95.7%

\* Figures in italics indicate that the base number is less than 100.



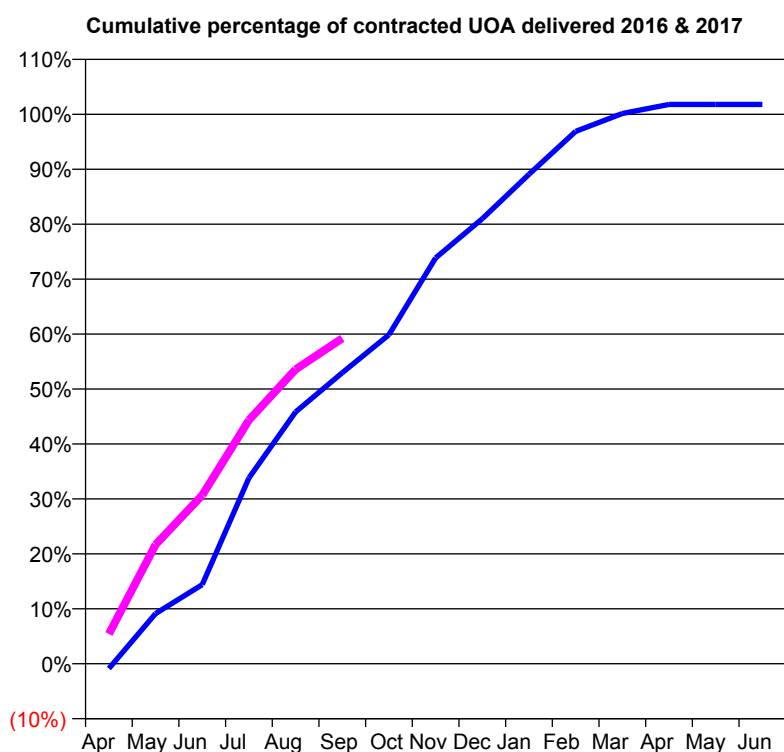
**Q59 - Vital Signs Orthodontic At a Glance Contract Report for 914975/0001 - September 2016**

Name or company name	MR CR SUTTON
Contract type name	GDS Contract
Purpose of contract	General and Orthodontic
Contract start date	01/04/2006
Contract end date	

16/17 Contracted general activity (UDA)	2,050
Carry forward general activity (UDA)	0
16/17 Contracted orthodontic activity (UOA)	1,346
Carry forward orthodontic activity (UOA)	0
Baseline contract value	£142,318.06

**ACCESS**

	Contract	England and Wales
24 month ratio of assessments to patient IDs	1.26	1.10

**ACTIVITY**


Month	Adjusted Scheduled Activity (UOA)	
	2016	2017
April	-12	73
May	123	292
June	194	413
July	455	597
August	617	721
September	713	797
October	806	
November	994	
December	1,090	
January	1,199	
February	1,304	
March	1,348	
April	1,370	
May	1,370	
June	1,370	

**QUALITY**

	Contract Quantity	Contract Base Number	Contract *	Region	England
% of all assessments that were assess and fit appliances (rolling 12 month period)	65	210	31.0%	53.0%	54.1%
% of all assessments that were assess and refuse (rolling 12 month period)	8	210	3.8%	11.7%	12.4%
% of all assessments that were assess and review (rolling 12 month period)	137	210	65.2%	35.3%	33.5%
% of terminated courses where treatment was abandoned or discontinued (rolling 12 month period)	5	54	9.3%	8.5%	7.2%
% of completed treatments indicating that PAR score was taken (year to date)	22	24	91.7%	58.7%	58.9%
Rate of removable appliances per 100 fixed appliances - proposed treatment (rolling 12 month period)	2	70	2.86	6.99	5.66
Rate of removable appliances per 100 fixed appliances - completed treatment (rolling 12 month period)	0	32	0.00	6.41	4.88
% of courses of treatment with removable appliances only - proposed treatment (rolling 12 month period)	2	65	3.1%	2.5%	2.1%
% of courses of treatment with removable appliances only - completed treatment (rolling 12 month period)	0	49	0.0%	1.8%	1.5%
% of patients satisfied with the treatment they have received (rolling 12 month period)	1	2	50.0%	95.6%	95.7%

\* Figures in italics indicate that the base number is less than 100.

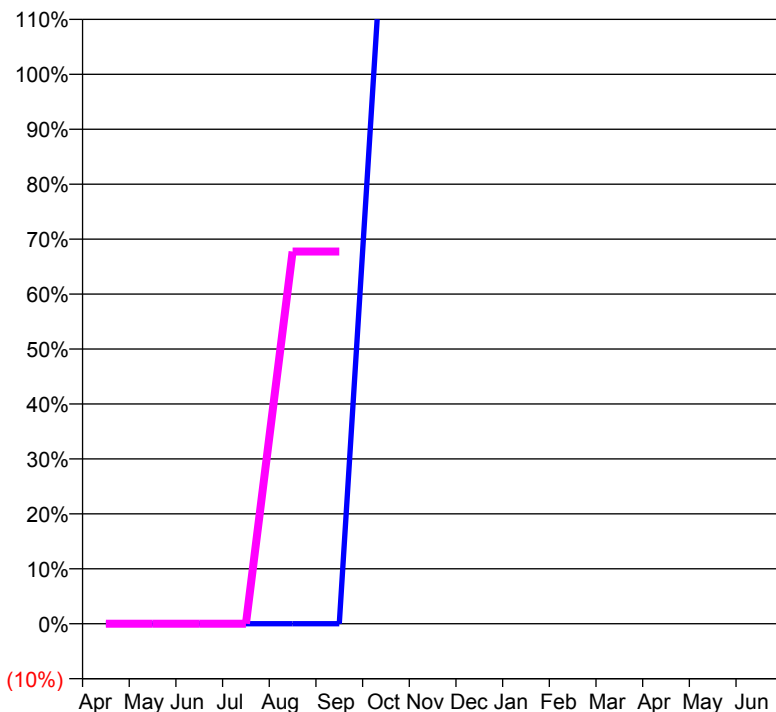
**Q59 - Vital Signs Orthodontic At a Glance Contract Report for 929328/0001 - September 2016**

Name or company name	MR VH PEART
Contract type name	GDS Contract
Purpose of contract	General and Orthodontic
Contract start date	01/04/2006
Contract end date	

16/17 Contracted general activity (UDA)	1,775
Carry forward general activity (UDA)	22
16/17 Contracted orthodontic activity (UOA)	31
Carry forward orthodontic activity (UOA)	0
Baseline contract value	£50,896.62

**ACCESS**

	Contract	England and Wales
24 month ratio of assessments to patient IDs	1.00	1.10

**ACTIVITY**
**Cumulative percentage of contracted UOA delivered 2016 & 2017**

**Adjusted Scheduled Activity (UOA)**

Month	2016	2017
April	0	0
May	0	0
June	0	0
July	0	0
August	0	21
September	0	21
October	42	
November	42	
December	42	
January	42	
February	42	
March	42	
April	42	
May	42	
June	42	

**QUALITY**

	Contract Quantity	Contract Base Number	Contract *	Region	England
% of all assessments that were assess and fit appliances (rolling 12 month period)	3	3	100.0%	53.0%	54.1%
% of all assessments that were assess and refuse (rolling 12 month period)	0	3	0.0%	11.7%	12.4%
% of all assessments that were assess and review (rolling 12 month period)	0	3	0.0%	35.3%	33.5%
% of terminated courses where treatment was abandoned or discontinued (rolling 12 month period)	0	2	0.0%	8.5%	7.2%
% of completed treatments indicating that PAR score was taken (year to date)	2	2	100.0%	58.7%	58.9%
Rate of removable appliances per 100 fixed appliances - proposed treatment (rolling 12 month period)	3	0	N/A	6.99	5.66
Rate of removable appliances per 100 fixed appliances - completed treatment (rolling 12 month period)	2	0	N/A	6.41	4.88
% of courses of treatment with removable appliances only - proposed treatment (rolling 12 month period)	3	3	100.0%	2.5%	2.1%
% of courses of treatment with removable appliances only - completed treatment (rolling 12 month period)	2	2	100.0%	1.8%	1.5%
% of patients satisfied with the treatment they have received (rolling 12 month period)	0	0	N/A	95.6%	95.7%

\* Figures in italics indicate that the base number is less than 100.

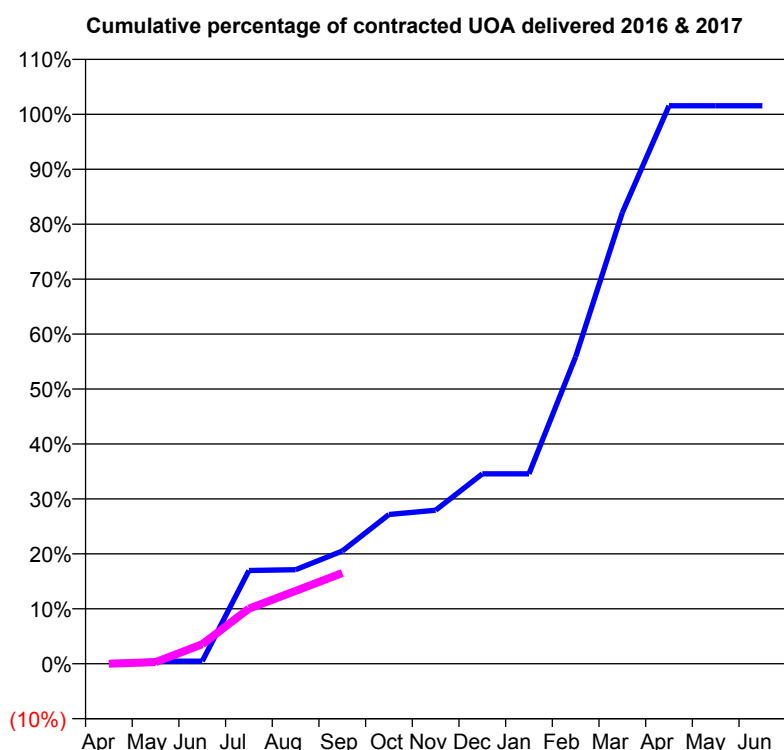
**Q60 - Vital Signs Orthodontic At a Glance Contract Report for 101281/0063 - September 2016**

Name or company name	OASIS DENTAL CARE LTD
Contract type name	GDS Contract
Purpose of contract	General and Orthodontic
Contract start date	01/04/2006
Contract end date	

16/17 Contracted general activity (UDA)	67,013
Carry forward general activity (UDA)	0
16/17 Contracted orthodontic activity (UOA)	648
Carry forward orthodontic activity (UOA)	0
Baseline contract value	£1,692,324.57

**ACCESS**

	Contract	England and Wales
24 month ratio of assessments to patient IDs	1.05	1.10

**ACTIVITY**


Month	Adjusted Scheduled Activity (UOA)	
	2016	2017
April	1	0
May	3	2
June	3	23
July	110	65
August	111	86
September	133	107
October	176	
November	181	
December	224	
January	224	
February	362	
March	532	
April	658	
May	658	
June	658	

**QUALITY**

	Contract Quantity	Contract Base Number	Contract *	Region	England
% of all assessments that were assess and fit appliances (rolling 12 month period)	29	52	55.8%	53.0%	54.1%
% of all assessments that were assess and refuse (rolling 12 month period)	10	52	19.2%	11.7%	12.4%
% of all assessments that were assess and review (rolling 12 month period)	13	52	25.0%	35.3%	33.5%
% of terminated courses where treatment was abandoned or discontinued (rolling 12 month period)	1	1	100.0%	8.5%	7.2%
% of completed treatments indicating that PAR score was taken (year to date)	0	0	N/A	58.7%	58.9%
Rate of removable appliances per 100 fixed appliances - proposed treatment (rolling 12 month period)	3	50	6.00	6.99	5.66
Rate of removable appliances per 100 fixed appliances - completed treatment (rolling 12 month period)	0	0	N/A	6.41	4.88
% of courses of treatment with removable appliances only - proposed treatment (rolling 12 month period)	0	29	0.0%	2.5%	2.1%
% of courses of treatment with removable appliances only - completed treatment (rolling 12 month period)	0	0	N/A	1.8%	1.5%
% of patients satisfied with the treatment they have received (rolling 12 month period)	1	1	100.0%	95.6%	95.7%

\* Figures in italics indicate that the base number is less than 100.

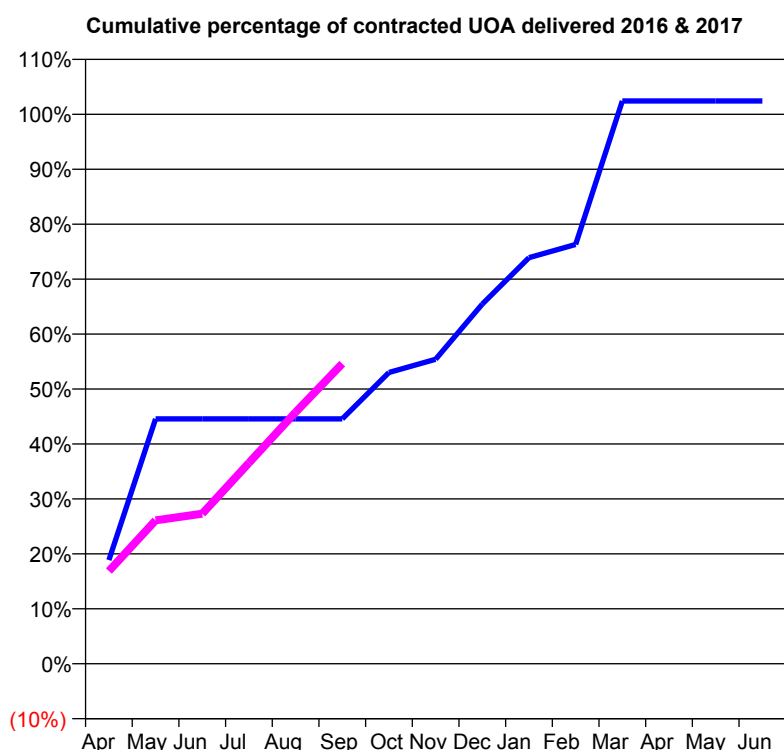
**Q60 - Vital Signs Orthodontic At a Glance Contract Report for 106313/0001 - September 2016**

Name or company name	Butler and Finnigan Dental Practice (BC) Lt
Contract type name	GDS Contract
Purpose of contract	General and Orthodontic
Contract start date	01/04/2014
Contract end date	

16/17 Contracted general activity (UDA)	12,509
Carry forward general activity (UDA)	0
16/17 Contracted orthodontic activity (UOA)	249
Carry forward orthodontic activity (UOA)	0
Baseline contract value	£309,353.90

**ACCESS**

	Contract	England and Wales
24 month ratio of assessments to patient IDs	1.18	1.10

**ACTIVITY**


Month	Adjusted Scheduled Activity (UOA)	
	2016	2017
April	47	42
May	111	65
June	111	68
July	111	91
August	111	114
September	111	136
October	132	
November	138	
December	163	
January	184	
February	190	
March	255	
April	255	
May	255	
June	255	

**QUALITY**

	Contract Quantity	Contract Base Number	Contract *	Region	England
% of all assessments that were assess and fit appliances (rolling 12 month period)	12	40	30.0%	53.0%	54.1%
% of all assessments that were assess and refuse (rolling 12 month period)	12	40	30.0%	11.7%	12.4%
% of all assessments that were assess and review (rolling 12 month period)	16	40	40.0%	35.3%	33.5%
% of terminated courses where treatment was abandoned or discontinued (rolling 12 month period)	0	8	0.0%	8.5%	7.2%
% of completed treatments indicating that PAR score was taken (year to date)	0	7	0.0%	58.7%	58.9%
Rate of removable appliances per 100 fixed appliances - proposed treatment (rolling 12 month period)	1	4	25.00	6.99	5.66
Rate of removable appliances per 100 fixed appliances - completed treatment (rolling 12 month period)	1	0	N/A	6.41	4.88
% of courses of treatment with removable appliances only - proposed treatment (rolling 12 month period)	0	12	0.0%	2.5%	2.1%
% of courses of treatment with removable appliances only - completed treatment (rolling 12 month period)	1	8	12.5%	1.8%	1.5%
% of patients satisfied with the treatment they have received (rolling 12 month period)	0	0	N/A	95.6%	95.7%

\* Figures in italics indicate that the base number is less than 100.

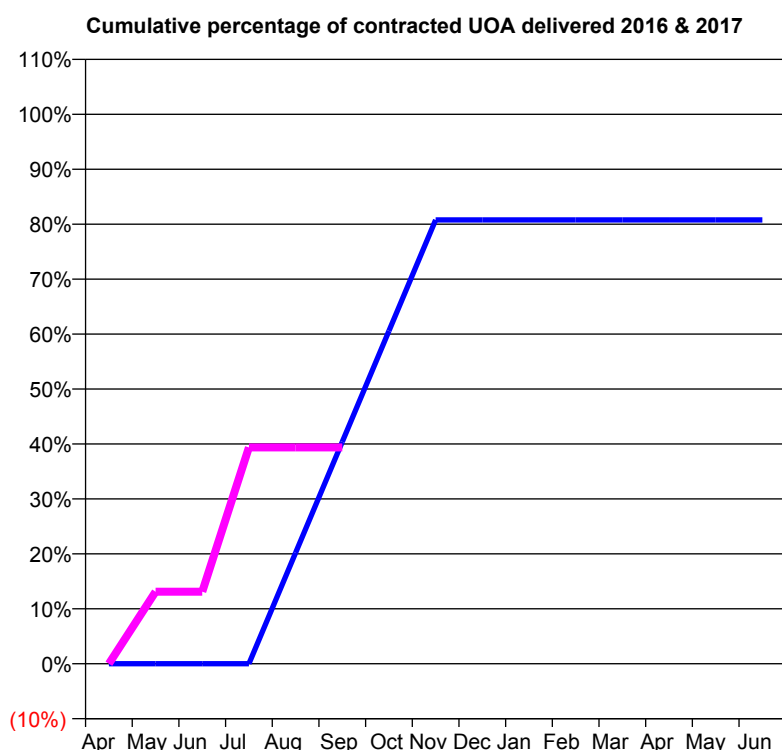
**Q60 - Vital Signs Orthodontic At a Glance Contract Report for 107182/0001 - September 2016**

Name or company name	Mr Holgate - Green End Dental Practice
Contract type name	GDS Contract
Purpose of contract	General and Orthodontic
Contract start date	01/04/2013
Contract end date	

16/17 Contracted general activity (UDA)	28,717
Carry forward general activity (UDA)	0
16/17 Contracted orthodontic activity (UOA)	160
Carry forward orthodontic activity (UOA)	0
Baseline contract value	£790,478.78

**ACCESS**

	Contract	England and Wales
24 month ratio of assessments to patient IDs	1.00	1.10

**ACTIVITY**


Month	Adjusted Scheduled Activity (UOA)	
	2016	2017
April	0	0
May	0	21
June	0	21
July	0	63
August	21	63
September	42	63
October	63	
November	84	
December	84	
January	84	
February	84	
March	84	
April	84	
May	84	
June	84	

**QUALITY**

	Contract Quantity	Contract Base Number	Contract *	Region	England
% of all assessments that were assess and fit appliances (rolling 12 month period)	5	5	100.0%	53.0%	54.1%
% of all assessments that were assess and refuse (rolling 12 month period)	0	5	0.0%	11.7%	12.4%
% of all assessments that were assess and review (rolling 12 month period)	0	5	0.0%	35.3%	33.5%
% of terminated courses where treatment was abandoned or discontinued (rolling 12 month period)	0	2	0.0%	8.5%	7.2%
% of completed treatments indicating that PAR score was taken (year to date)	1	1	100.0%	58.7%	58.9%
Rate of removable appliances per 100 fixed appliances - proposed treatment (rolling 12 month period)	1	7	14.29	6.99	5.66
Rate of removable appliances per 100 fixed appliances - completed treatment (rolling 12 month period)	1	0	N/A	6.41	4.88
% of courses of treatment with removable appliances only - proposed treatment (rolling 12 month period)	1	5	20.0%	2.5%	2.1%
% of courses of treatment with removable appliances only - completed treatment (rolling 12 month period)	1	2	50.0%	1.8%	1.5%
% of patients satisfied with the treatment they have received (rolling 12 month period)	1	1	100.0%	95.6%	95.7%

\* Figures in italics indicate that the base number is less than 100.

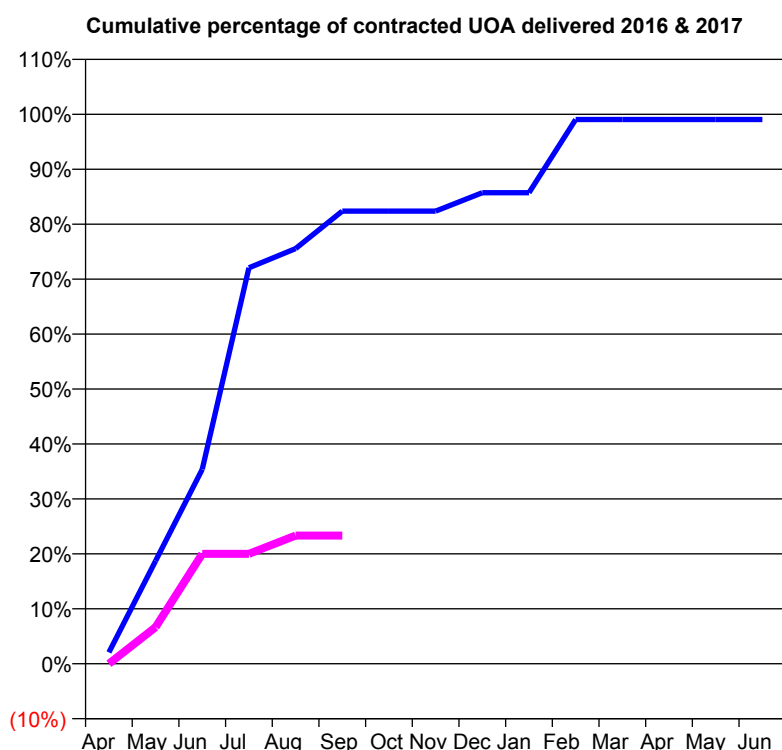
**Q60 - Vital Signs Orthodontic At a Glance Contract Report for 107220/0001 - September 2016**

Name or company name	Castle View House Dental Practice
Contract type name	GDS Contract
Purpose of contract	General and Orthodontic
Contract start date	01/04/2014
Contract end date	

16/17 Contracted general activity (UDA)	22,776
Carry forward general activity (UDA)	0
16/17 Contracted orthodontic activity (UOA)	630
Carry forward orthodontic activity (UOA)	0
Baseline contract value	£737,338.86

**ACCESS**

	Contract	England and Wales
24 month ratio of assessments to patient IDs	1.15	1.10

**ACTIVITY**


Month	Adjusted Scheduled Activity (UOA)	
	2016	2017
April	13	0
May	118	42
June	223	126
July	454	126
August	476	147
September	519	147
October	519	
November	519	
December	540	
January	540	
February	624	
March	624	
April	624	
May	624	
June	624	

**QUALITY**

	Contract Quantity	Contract Base Number	Contract *	Region	England
% of all assessments that were assess and fit appliances (rolling 12 month period)	12	12	100.0%	53.0%	54.1%
% of all assessments that were assess and refuse (rolling 12 month period)	0	12	0.0%	11.7%	12.4%
% of all assessments that were assess and review (rolling 12 month period)	0	12	0.0%	35.3%	33.5%
% of terminated courses where treatment was abandoned or discontinued (rolling 12 month period)	0	10	0.0%	8.5%	7.2%
% of completed treatments indicating that PAR score was taken (year to date)	4	4	100.0%	58.7%	58.9%
Rate of removable appliances per 100 fixed appliances - proposed treatment (rolling 12 month period)	1	24	4.17	6.99	5.66
Rate of removable appliances per 100 fixed appliances - completed treatment (rolling 12 month period)	0	12	0.00	6.41	4.88
% of courses of treatment with removable appliances only - proposed treatment (rolling 12 month period)	0	12	0.0%	2.5%	2.1%
% of courses of treatment with removable appliances only - completed treatment (rolling 12 month period)	0	10	0.0%	1.8%	1.5%
% of patients satisfied with the treatment they have received (rolling 12 month period)	0	0	N/A	95.6%	95.7%

\* Figures in italics indicate that the base number is less than 100.

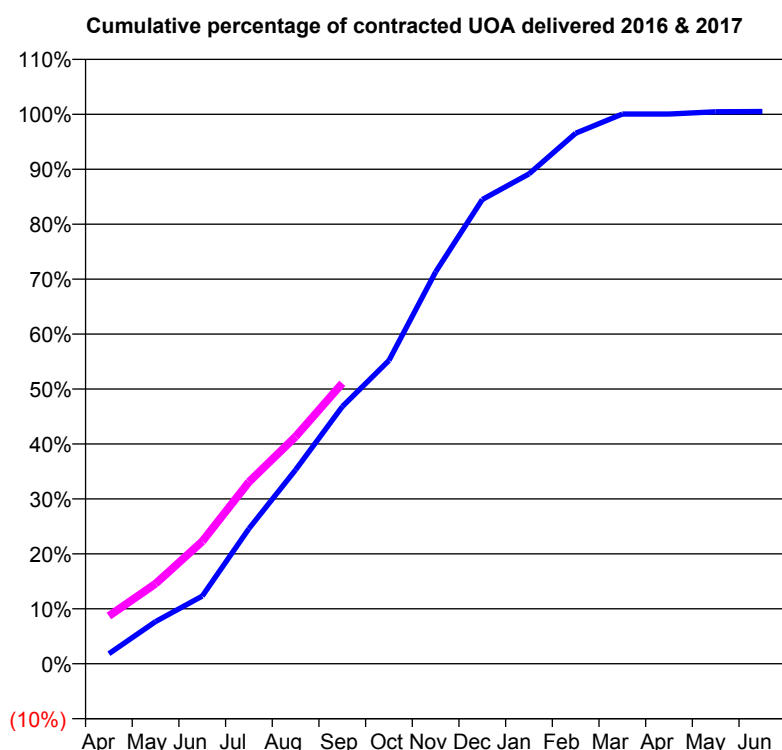
**Q60 - Vital Signs Orthodontic At a Glance Contract Report for 111295/0001 - September 2016**

Name or company name	Modwena Orthodontics Limited
Contract type name	PDS Contract
Purpose of contract	Orthodontic
Contract start date	01/10/2014
Contract end date	31/03/2018

16/17 Contracted general activity (UDA)	0
Carry forward general activity (UDA)	0
16/17 Contracted orthodontic activity (UOA)	10,106
Carry forward orthodontic activity (UOA)	0
Baseline contract value	£535,888.50

**ACCESS**

	Contract	England and Wales
24 month ratio of assessments to patient IDs	1.06	1.10

**ACTIVITY**


Month	Adjusted Scheduled Activity (UOA)	
	2016	2017
April	185	878
May	775	1,473
June	1,244	2,249
July	2,486	3,343
August	3,567	4,178
September	4,729	5,159
October	5,577	
November	7,206	
December	8,537	
January	9,010	
February	9,756	
March	10,110	
April	10,111	
May	10,153	
June	10,156	

**QUALITY**

	Contract Quantity	Contract Base Number	Contract *	Region	England
% of all assessments that were assess and fit appliances (rolling 12 month period)	499	776	64.3%	53.0%	54.1%
% of all assessments that were assess and refuse (rolling 12 month period)	57	776	7.3%	11.7%	12.4%
% of all assessments that were assess and review (rolling 12 month period)	220	776	28.4%	35.3%	33.5%
% of terminated courses where treatment was abandoned or discontinued (rolling 12 month period)	39	328	11.9%	8.5%	7.2%
% of completed treatments indicating that PAR score was taken (year to date)	66	126	52.4%	58.7%	58.9%
Rate of removable appliances per 100 fixed appliances - proposed treatment (rolling 12 month period)	48	985	4.87	6.99	5.66
Rate of removable appliances per 100 fixed appliances - completed treatment (rolling 12 month period)	7	573	1.22	6.41	4.88
% of courses of treatment with removable appliances only - proposed treatment (rolling 12 month period)	4	499	0.8%	2.5%	2.1%
% of courses of treatment with removable appliances only - completed treatment (rolling 12 month period)	0	289	0.0%	1.8%	1.5%
% of patients satisfied with the treatment they have received (rolling 12 month period)	17	17	100.0%	95.6%	95.7%

\* Figures in italics indicate that the base number is less than 100.

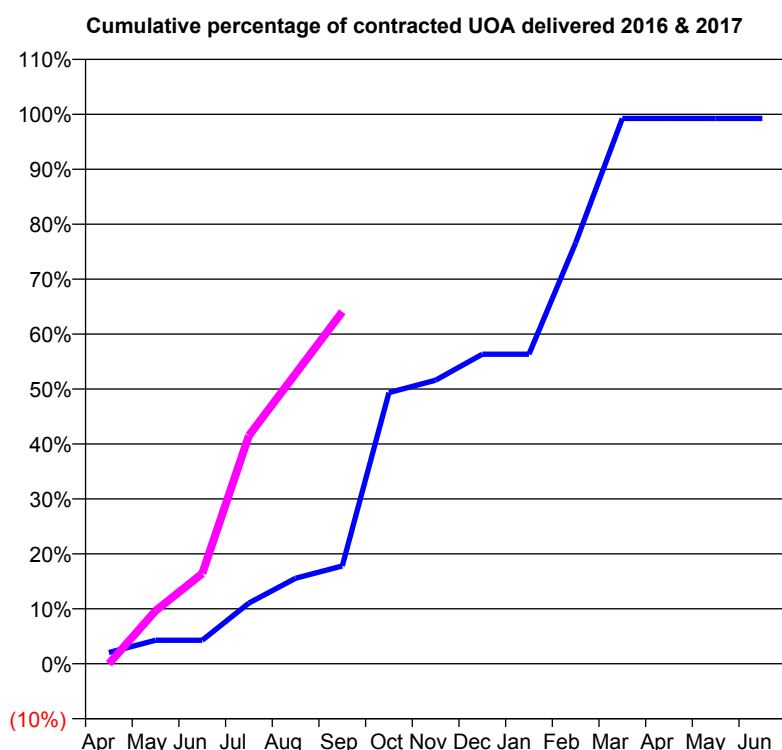
**Q60 - Vital Signs Orthodontic At a Glance Contract Report for 121495/0002 - September 2016**

Name or company name	The Smileworks Ltd
Contract type name	GDS Contract
Purpose of contract	General and Orthodontic
Contract start date	01/12/2009
Contract end date	

16/17 Contracted general activity (UDA)	10,000
Carry forward general activity (UDA)	0
16/17 Contracted orthodontic activity (UOA)	932
Carry forward orthodontic activity (UOA)	0
Baseline contract value	£313,299.24

**ACCESS**

	Contract	England and Wales
24 month ratio of assessments to patient IDs	1.00	1.10

**ACTIVITY**


Month	Adjusted Scheduled Activity (UOA)	
	2016	2017
April	19	0
May	40	90
June	40	153
July	103	387
August	145	492
September	166	597
October	460	
November	481	
December	525	
January	525	
February	714	
March	925	
April	925	
May	925	
June	925	

**QUALITY**

	Contract Quantity	Contract Base Number	Contract *	Region	England
% of all assessments that were assess and fit appliances (rolling 12 month period)	66	78	84.6%	53.0%	54.1%
% of all assessments that were assess and refuse (rolling 12 month period)	0	78	0.0%	11.7%	12.4%
% of all assessments that were assess and review (rolling 12 month period)	12	78	15.4%	35.3%	33.5%
% of terminated courses where treatment was abandoned or discontinued (rolling 12 month period)	11	42	26.2%	8.5%	7.2%
% of completed treatments indicating that PAR score was taken (year to date)	0	6	0.0%	58.7%	58.9%
Rate of removable appliances per 100 fixed appliances - proposed treatment (rolling 12 month period)	5	117	4.27	6.99	5.66
Rate of removable appliances per 100 fixed appliances - completed treatment (rolling 12 month period)	0	60	0.00	6.41	4.88
% of courses of treatment with removable appliances only - proposed treatment (rolling 12 month period)	2	66	3.0%	2.5%	2.1%
% of courses of treatment with removable appliances only - completed treatment (rolling 12 month period)	0	31	0.0%	1.8%	1.5%
% of patients satisfied with the treatment they have received (rolling 12 month period)	0	1	0.0%	95.6%	95.7%

\* Figures in italics indicate that the base number is less than 100.



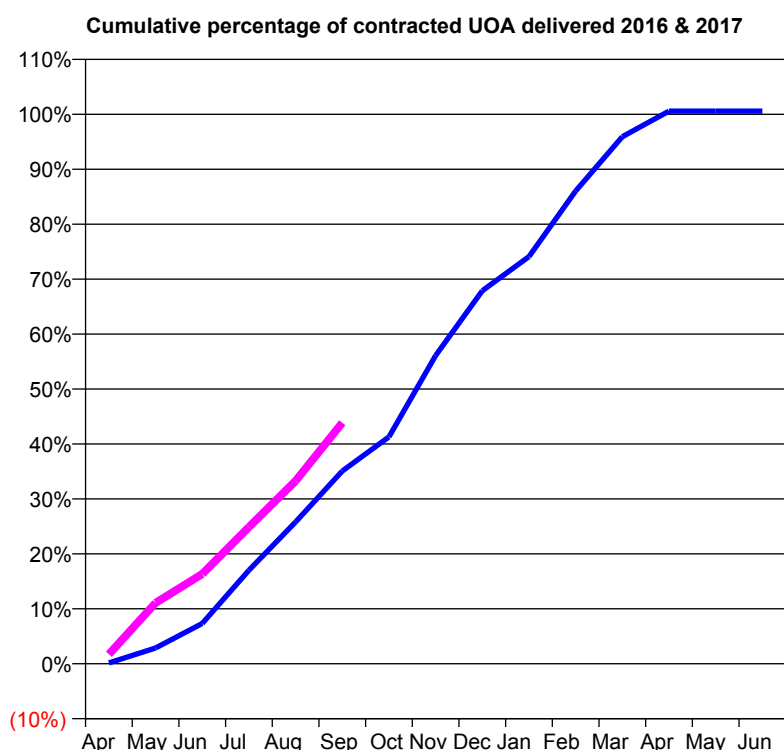
**Q60 - Vital Signs Orthodontic At a Glance Contract Report for 134864/0001 - September 2016**

Name or company name	ARC Orthodontics Limited
Contract type name	PDS Contract
Purpose of contract	Orthodontic
Contract start date	01/11/2014
Contract end date	31/03/2018

16/17 Contracted general activity (UDA)	0
Carry forward general activity (UDA)	0
16/17 Contracted orthodontic activity (UOA)	6,500
Carry forward orthodontic activity (UOA)	0
Baseline contract value	£436,400.67

**ACCESS**

	Contract	England and Wales
24 month ratio of assessments to patient IDs	1.10	1.10

**ACTIVITY**


Month	Adjusted Scheduled Activity (UOA)	
	2016	2017
April	10	112
May	187	721
June	478	1,063
July	1,107	1,618
August	1,678	2,163
September	2,280	2,851
October	2,685	
November	3,646	
December	4,413	
January	4,817	
February	5,593	
March	6,234	
April	6,538	
May	6,538	
June	6,538	

**QUALITY**

	Contract Quantity	Contract Base Number	Contract *	Region	England
% of all assessments that were assess and fit appliances (rolling 12 month period)	333	730	45.6%	53.0%	54.1%
% of all assessments that were assess and refuse (rolling 12 month period)	262	730	35.9%	11.7%	12.4%
% of all assessments that were assess and review (rolling 12 month period)	135	730	18.5%	35.3%	33.5%
% of terminated courses where treatment was abandoned or discontinued (rolling 12 month period)	24	315	7.6%	8.5%	7.2%
% of completed treatments indicating that PAR score was taken (year to date)	68	126	54.0%	58.7%	58.9%
Rate of removable appliances per 100 fixed appliances - proposed treatment (rolling 12 month period)	80	609	13.14	6.99	5.66
Rate of removable appliances per 100 fixed appliances - completed treatment (rolling 12 month period)	52	532	9.77	6.41	4.88
% of courses of treatment with removable appliances only - proposed treatment (rolling 12 month period)	19	333	5.7%	2.5%	2.1%
% of courses of treatment with removable appliances only - completed treatment (rolling 12 month period)	19	291	6.5%	1.8%	1.5%
% of patients satisfied with the treatment they have received (rolling 12 month period)	8	8	100.0%	95.6%	95.7%

\* Figures in italics indicate that the base number is less than 100.

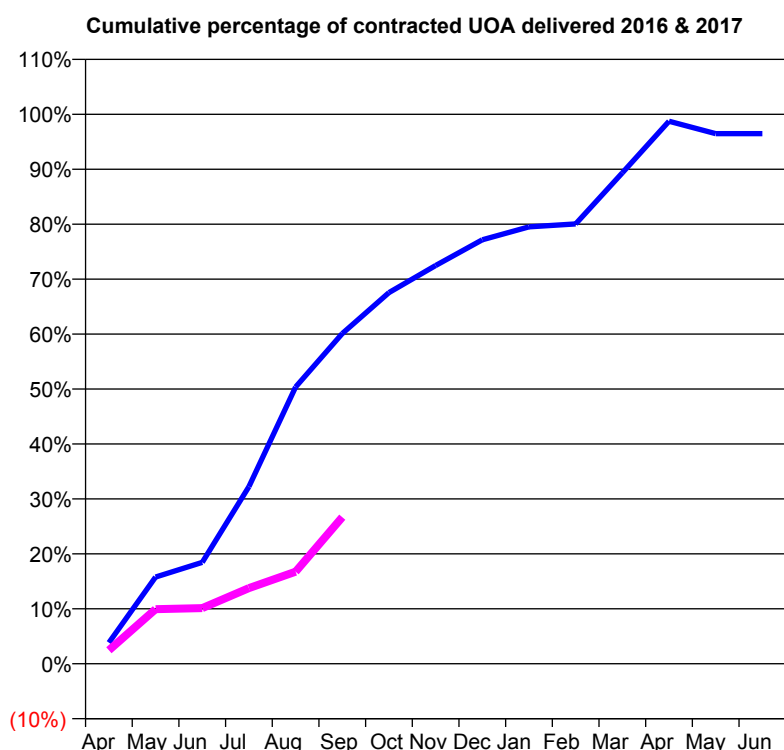
**Q60 - Vital Signs Orthodontic At a Glance Contract Report for 139920/0001 - September 2016**

Name or company name	Shelton Dental Centre
Contract type name	GDS Contract
Purpose of contract	General and Orthodontic
Contract start date	01/04/2012
Contract end date	

16/17 Contracted general activity (UDA)	47,905
Carry forward general activity (UDA)	0
16/17 Contracted orthodontic activity (UOA)	937
Carry forward orthodontic activity (UOA)	0
Baseline contract value	£1,139,216.87

**ACCESS**

	Contract	England and Wales
24 month ratio of assessments to patient IDs	1.31	1.10

**ACTIVITY**


Month	Adjusted Scheduled Activity (UOA)	
	2016	2017
April	36	23
May	148	93
June	173	95
July	302	129
August	472	157
September	563	250
October	633	
November	679	
December	723	
January	745	
February	750	
March	837	
April	925	
May	904	
June	904	

**QUALITY**

	Contract Quantity	Contract Base Number	Contract *	Region	England
% of all assessments that were assess and fit appliances (rolling 12 month period)	27	94	28.7%	53.0%	54.1%
% of all assessments that were assess and refuse (rolling 12 month period)	15	94	16.0%	11.7%	12.4%
% of all assessments that were assess and review (rolling 12 month period)	52	94	55.3%	35.3%	33.5%
% of terminated courses where treatment was abandoned or discontinued (rolling 12 month period)	4	40	10.0%	8.5%	7.2%
% of completed treatments indicating that PAR score was taken (year to date)	19	22	86.4%	58.7%	58.9%
Rate of removable appliances per 100 fixed appliances - proposed treatment (rolling 12 month period)	0	45	0.00	6.99	5.66
Rate of removable appliances per 100 fixed appliances - completed treatment (rolling 12 month period)	5	58	8.62	6.41	4.88
% of courses of treatment with removable appliances only - proposed treatment (rolling 12 month period)	0	27	0.0%	2.5%	2.1%
% of courses of treatment with removable appliances only - completed treatment (rolling 12 month period)	3	36	8.3%	1.8%	1.5%
% of patients satisfied with the treatment they have received (rolling 12 month period)	0	0	N/A	95.6%	95.7%

\* Figures in italics indicate that the base number is less than 100.

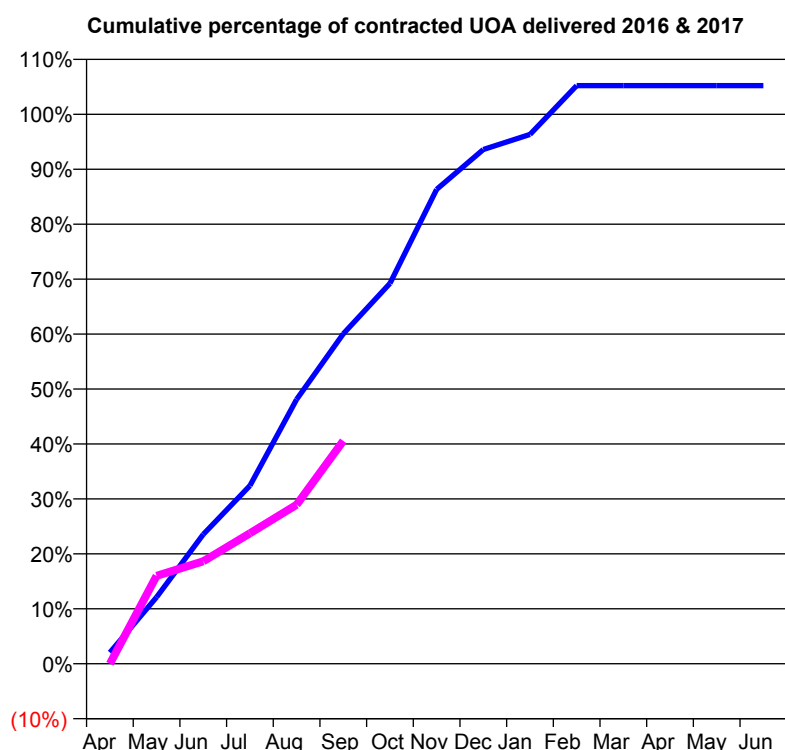
**Q60 - Vital Signs Orthodontic At a Glance Contract Report for 140015/0001 - September 2016**

Name or company name	Shropshire Dental Limited
Contract type name	GDS Contract
Purpose of contract	General and Orthodontic
Contract start date	01/10/2014
Contract end date	

16/17 Contracted general activity (UDA)	15,278
Carry forward general activity (UDA)	0
16/17 Contracted orthodontic activity (UOA)	981
Carry forward orthodontic activity (UOA)	0
Baseline contract value	£435,219.80

**ACCESS**

	Contract	England and Wales
24 month ratio of assessments to patient IDs	1.20	1.10

**ACTIVITY**


Month	Adjusted Scheduled Activity (UOA)	
	2016	2017
April	20	0
May	119	157
June	231	183
July	318	233
August	472	284
September	589	398
October	679	
November	847	
December	918	
January	945	
February	1,032	
March	1,032	
April	1,032	
May	1,032	
June	1,032	

**QUALITY**

	Contract Quantity	Contract Base Number	Contract *	Region	England
% of all assessments that were assess and fit appliances (rolling 12 month period)	36	122	29.5%	53.0%	54.1%
% of all assessments that were assess and refuse (rolling 12 month period)	36	122	29.5%	11.7%	12.4%
% of all assessments that were assess and review (rolling 12 month period)	50	122	41.0%	35.3%	33.5%
% of terminated courses where treatment was abandoned or discontinued (rolling 12 month period)	1	3	33.3%	8.5%	7.2%
% of completed treatments indicating that PAR score was taken (year to date)	0	2	0.0%	58.7%	58.9%
Rate of removable appliances per 100 fixed appliances - proposed treatment (rolling 12 month period)	11	41	26.83	6.99	5.66
Rate of removable appliances per 100 fixed appliances - completed treatment (rolling 12 month period)	0	3	0.00	6.41	4.88
% of courses of treatment with removable appliances only - proposed treatment (rolling 12 month period)	11	36	30.6%	2.5%	2.1%
% of courses of treatment with removable appliances only - completed treatment (rolling 12 month period)	0	2	0.0%	1.8%	1.5%
% of patients satisfied with the treatment they have received (rolling 12 month period)	1	2	50.0%	95.6%	95.7%

\* Figures in italics indicate that the base number is less than 100.

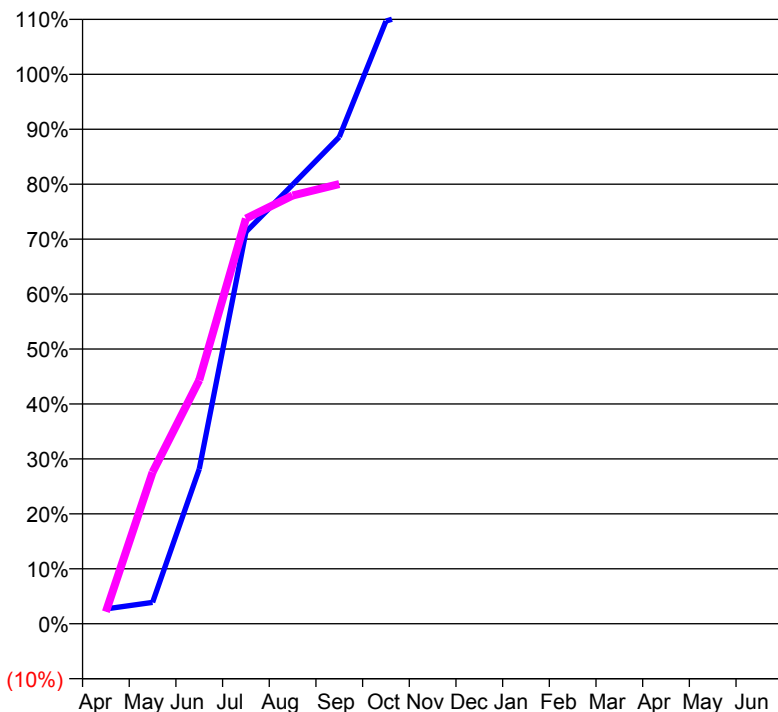
**Q60 - Vital Signs Orthodontic At a Glance Contract Report for 140392/0001 - September 2016**

Name or company name	Regency House Dental Practice Ltd
Contract type name	GDS Contract
Purpose of contract	General and Orthodontic
Contract start date	01/04/2008
Contract end date	

16/17 Contracted general activity (UDA)	14,694
Carry forward general activity (UDA)	155
16/17 Contracted orthodontic activity (UOA)	1,001
Carry forward orthodontic activity (UOA)	0
Baseline contract value	£449,957.61

**ACCESS**

	Contract	England and Wales
24 month ratio of assessments to patient IDs	1.18	1.10

**ACTIVITY**
**Cumulative percentage of contracted UOA delivered 2016 & 2017**

**Adjusted Scheduled Activity (UOA)**

Month	2016	2017
April	27	22
May	39	276
June	282	444
July	714	738
August	800	780
September	887	801
October	1,098	
November	1,124	
December	1,125	
January	1,125	
February	1,125	
March	1,125	
April	1,125	
May	1,125	
June	1,125	

**QUALITY**

	Contract Quantity	Contract Base Number	Contract *	Region	England
% of all assessments that were assess and fit appliances (rolling 12 month period)	49	57	86.0%	53.0%	54.1%
% of all assessments that were assess and refuse (rolling 12 month period)	0	57	0.0%	11.7%	12.4%
% of all assessments that were assess and review (rolling 12 month period)	8	57	14.0%	35.3%	33.5%
% of terminated courses where treatment was abandoned or discontinued (rolling 12 month period)	6	36	16.7%	8.5%	7.2%
% of completed treatments indicating that PAR score was taken (year to date)	0	20	0.0%	58.7%	58.9%
Rate of removable appliances per 100 fixed appliances - proposed treatment (rolling 12 month period)	0	2	0.00	6.99	5.66
Rate of removable appliances per 100 fixed appliances - completed treatment (rolling 12 month period)	0	60	0.00	6.41	4.88
% of courses of treatment with removable appliances only - proposed treatment (rolling 12 month period)	0	49	0.0%	2.5%	2.1%
% of courses of treatment with removable appliances only - completed treatment (rolling 12 month period)	0	30	0.0%	1.8%	1.5%
% of patients satisfied with the treatment they have received (rolling 12 month period)	0	0	N/A	95.6%	95.7%

\* Figures in italics indicate that the base number is less than 100.

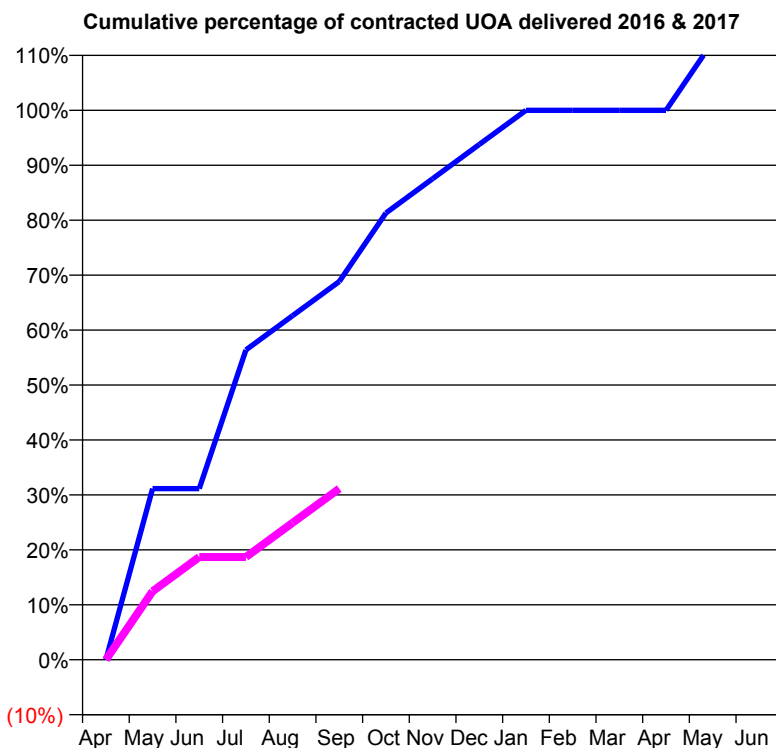
**Q60 - Vital Signs Orthodontic At a Glance Contract Report for 141585/0002 - September 2016**

Name or company name	Shifnal Dental Practice
Contract type name	GDS Contract
Purpose of contract	Orthodontic
Contract start date	01/06/2008
Contract end date	

16/17 Contracted general activity (UDA)	0
Carry forward general activity (UDA)	0
16/17 Contracted orthodontic activity (UOA)	337
Carry forward orthodontic activity (UOA)	0
Baseline contract value	£22,524.42

**ACCESS**

	Contract	England and Wales
24 month ratio of assessments to patient IDs	1.13	1.10

**ACTIVITY**


Month	Adjusted Scheduled Activity (UOA)	
	2016	2017
April	0	0
May	105	42
June	105	63
July	190	63
August	211	84
September	232	105
October	274	
November	295	
December	316	
January	337	
February	337	
March	337	
April	337	
May	379	
June	400	

**QUALITY**

	Contract Quantity	Contract Base Number	Contract *	Region	England
% of all assessments that were assess and fit appliances (rolling 12 month period)	16	16	100.0%	53.0%	54.1%
% of all assessments that were assess and refuse (rolling 12 month period)	0	16	0.0%	11.7%	12.4%
% of all assessments that were assess and review (rolling 12 month period)	0	16	0.0%	35.3%	33.5%
% of terminated courses where treatment was abandoned or discontinued (rolling 12 month period)	0	10	0.0%	8.5%	7.2%
% of completed treatments indicating that PAR score was taken (year to date)	6	6	100.0%	58.7%	58.9%
Rate of removable appliances per 100 fixed appliances - proposed treatment (rolling 12 month period)	0	32	0.00	6.99	5.66
Rate of removable appliances per 100 fixed appliances - completed treatment (rolling 12 month period)	0	0	N/A	6.41	4.88
% of courses of treatment with removable appliances only - proposed treatment (rolling 12 month period)	0	16	0.0%	2.5%	2.1%
% of courses of treatment with removable appliances only - completed treatment (rolling 12 month period)	0	10	0.0%	1.8%	1.5%
% of patients satisfied with the treatment they have received (rolling 12 month period)	1	1	100.0%	95.6%	95.7%

\* Figures in italics indicate that the base number is less than 100.

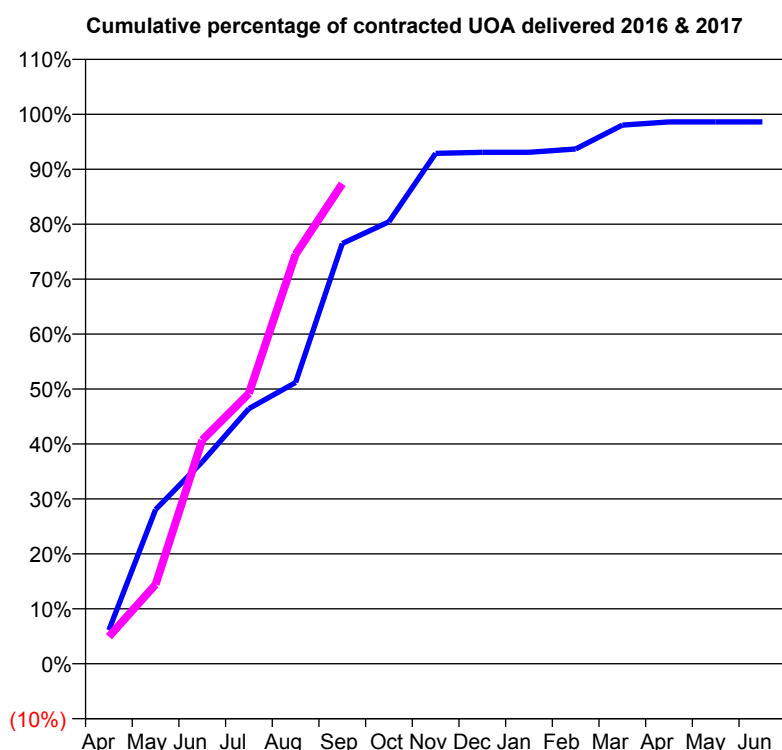
**Q60 - Vital Signs Orthodontic At a Glance Contract Report for 148423/0001 - September 2016**

Name or company name	Kinver Dental and Implant Surgery
Contract type name	GDS Contract
Purpose of contract	General and Orthodontic
Contract start date	05/01/2015
Contract end date	

16/17 Contracted general activity (UDA)	7,076
Carry forward general activity (UDA)	-15
16/17 Contracted orthodontic activity (UOA)	506
Carry forward orthodontic activity (UOA)	0
Baseline contract value	£185,856.87

**ACCESS**

	Contract	England and Wales
24 month ratio of assessments to patient IDs	1.13	1.10

**ACTIVITY**


Month	Adjusted Scheduled Activity (UOA)	
	2016	2017
April	31	25
May	142	73
June	186	206
July	235	249
August	259	377
September	387	442
October	407	
November	470	
December	471	
January	471	
February	474	
March	496	
April	499	
May	499	
June	499	

**QUALITY**

	Contract Quantity	Contract Base Number	Contract *	Region	England
% of all assessments that were assess and fit appliances (rolling 12 month period)	26	56	46.4%	53.0%	54.1%
% of all assessments that were assess and refuse (rolling 12 month period)	7	56	12.5%	11.7%	12.4%
% of all assessments that were assess and review (rolling 12 month period)	23	56	41.1%	35.3%	33.5%
% of terminated courses where treatment was abandoned or discontinued (rolling 12 month period)	0	2	0.0%	8.5%	7.2%
% of completed treatments indicating that PAR score was taken (year to date)	2	2	100.0%	58.7%	58.9%
Rate of removable appliances per 100 fixed appliances - proposed treatment (rolling 12 month period)	8	50	16.00	6.99	5.66
Rate of removable appliances per 100 fixed appliances - completed treatment (rolling 12 month period)	0	0	N/A	6.41	4.88
% of courses of treatment with removable appliances only - proposed treatment (rolling 12 month period)	0	26	0.0%	2.5%	2.1%
% of courses of treatment with removable appliances only - completed treatment (rolling 12 month period)	0	2	0.0%	1.8%	1.5%
% of patients satisfied with the treatment they have received (rolling 12 month period)	0	0	N/A	95.6%	95.7%

\* Figures in italics indicate that the base number is less than 100.

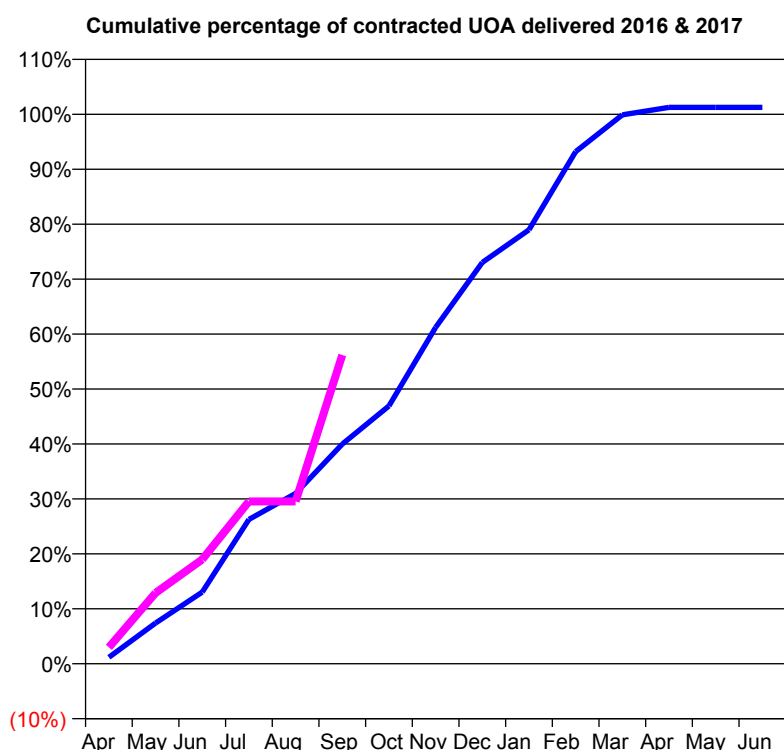
**Q60 - Vital Signs Orthodontic At a Glance Contract Report for 152455/0001 - September 2016**

Name or company name	Stoke Orthodontic Services Limited
Contract type name	PDS Contract
Purpose of contract	Orthodontic
Contract start date	17/03/2010
Contract end date	31/03/2018

16/17 Contracted general activity (UDA)	0
Carry forward general activity (UDA)	0
16/17 Contracted orthodontic activity (UOA)	17,205
Carry forward orthodontic activity (UOA)	0
Baseline contract value	£1,039,809.58

**ACCESS**

	Contract	England and Wales
24 month ratio of assessments to patient IDs	1.10	1.10

**ACTIVITY**


Month	Adjusted Scheduled Activity (UOA)	
	2016	2017
April	203	515
May	1,277	2,219
June	2,246	3,268
July	4,521	5,084
August	5,335	5,084
September	6,877	9,668
October	8,072	
November	10,530	
December	12,563	
January	13,586	
February	16,036	
March	17,188	
April	17,422	
May	17,422	
June	17,422	

**QUALITY**

	Contract Quantity	Contract Base Number	Contract *	Region	England
% of all assessments that were assess and fit appliances (rolling 12 month period)	924	1,935	47.8%	53.0%	54.1%
% of all assessments that were assess and refuse (rolling 12 month period)	174	1,935	9.0%	11.7%	12.4%
% of all assessments that were assess and review (rolling 12 month period)	837	1,935	43.3%	35.3%	33.5%
% of terminated courses where treatment was abandoned or discontinued (rolling 12 month period)	182	1,085	16.8%	8.5%	7.2%
% of completed treatments indicating that PAR score was taken (year to date)	0	471	0.0%	58.7%	58.9%
Rate of removable appliances per 100 fixed appliances - proposed treatment (rolling 12 month period)	77	1,797	4.28	6.99	5.66
Rate of removable appliances per 100 fixed appliances - completed treatment (rolling 12 month period)	65	1,773	3.67	6.41	4.88
% of courses of treatment with removable appliances only - proposed treatment (rolling 12 month period)	3	924	0.3%	2.5%	2.1%
% of courses of treatment with removable appliances only - completed treatment (rolling 12 month period)	8	903	0.9%	1.8%	1.5%
% of patients satisfied with the treatment they have received (rolling 12 month period)	15	15	100.0%	95.6%	95.7%

\* Figures in italics indicate that the base number is less than 100.

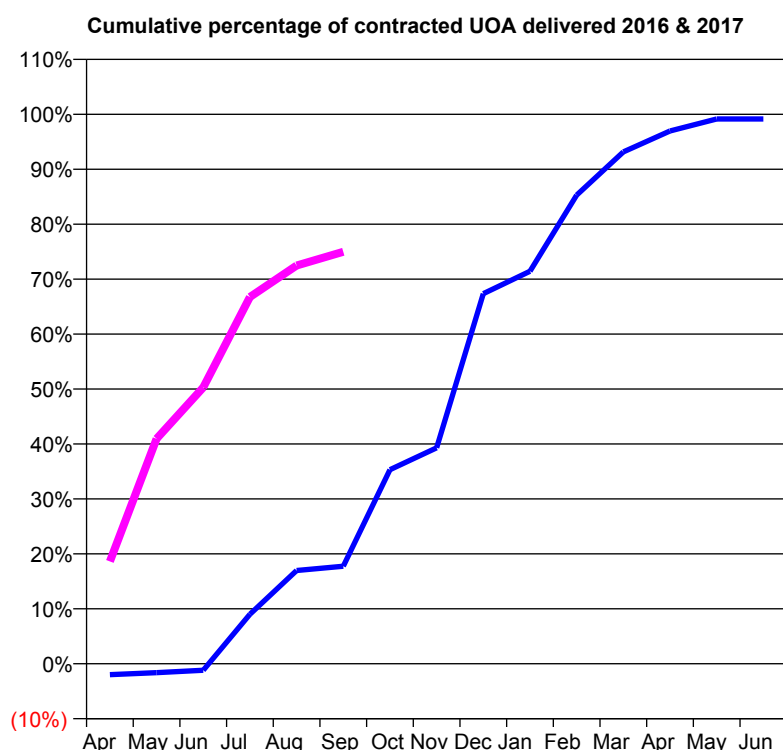
**Q60 - Vital Signs Orthodontic At a Glance Contract Report for 159263/0001 - September 2016**

Name or company name	Smile Design Shropshire Ltd
Contract type name	PDS Contract
Purpose of contract	Orthodontic
Contract start date	01/04/2008
Contract end date	31/03/2018

16/17 Contracted general activity (UDA)	0
Carry forward general activity (UDA)	0
16/17 Contracted orthodontic activity (UOA)	1,155
Carry forward orthodontic activity (UOA)	0
Baseline contract value	£77,011.98

**ACCESS**

	Contract	England and Wales
24 month ratio of assessments to patient IDs	1.09	1.10

**ACTIVITY**


Month	Adjusted Scheduled Activity (UOA)	
	2016	2017
April	-23	215
May	-19	473
June	-14	581
July	104	771
August	196	837
September	205	866
October	408	
November	454	
December	778	
January	825	
February	985	
March	1,076	
April	1,120	
May	1,145	
June	1,145	

**QUALITY**

	Contract Quantity	Contract Base Number	Contract *	Region	England
% of all assessments that were assess and fit appliances (rolling 12 month period)	83	168	49.4%	53.0%	54.1%
% of all assessments that were assess and refuse (rolling 12 month period)	41	168	24.4%	11.7%	12.4%
% of all assessments that were assess and review (rolling 12 month period)	44	168	26.2%	35.3%	33.5%
% of terminated courses where treatment was abandoned or discontinued (rolling 12 month period)	12	99	12.1%	8.5%	7.2%
% of completed treatments indicating that PAR score was taken (year to date)	42	43	97.7%	58.7%	58.9%
Rate of removable appliances per 100 fixed appliances - proposed treatment (rolling 12 month period)	12	162	7.41	6.99	5.66
Rate of removable appliances per 100 fixed appliances - completed treatment (rolling 12 month period)	14	159	8.81	6.41	4.88
% of courses of treatment with removable appliances only - proposed treatment (rolling 12 month period)	1	83	1.2%	2.5%	2.1%
% of courses of treatment with removable appliances only - completed treatment (rolling 12 month period)	6	87	6.9%	1.8%	1.5%
% of patients satisfied with the treatment they have received (rolling 12 month period)	1	1	100.0%	95.6%	95.7%

\* Figures in italics indicate that the base number is less than 100.



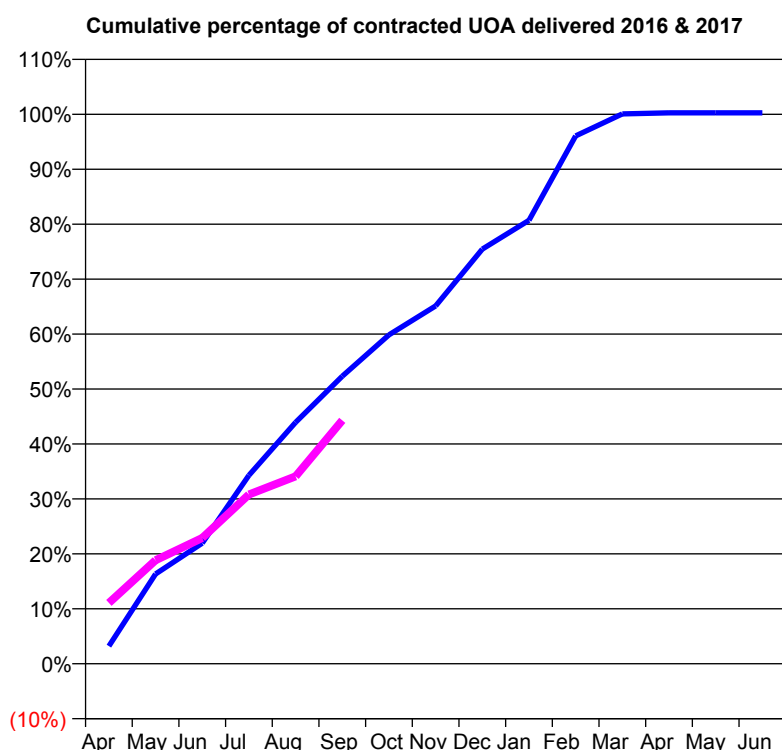
**Q60 - Vital Signs Orthodontic At a Glance Contract Report for 181110/0004 - September 2016**

Name or company name	IDH Limited
Contract type name	GDS Contract
Purpose of contract	General and Orthodontic
Contract start date	01/08/2008
Contract end date	

16/17 Contracted general activity (UDA)	28,040
Carry forward general activity (UDA)	-351
16/17 Contracted orthodontic activity (UOA)	2,792
Carry forward orthodontic activity (UOA)	0
Baseline contract value	£850,352.31

**ACCESS**

	Contract	England and Wales
24 month ratio of assessments to patient IDs	1.05	1.10

**ACTIVITY**


Month	Adjusted Scheduled Activity (UOA)	
	2016	2017
April	90	309
May	456	526
June	613	639
July	958	860
August	1,227	952
September	1,461	1,237
October	1,671	
November	1,818	
December	2,107	
January	2,253	
February	2,682	
March	2,794	
April	2,799	
May	2,799	
June	2,799	

**QUALITY**

	Contract Quantity	Contract Base Number	Contract *	Region	England
% of all assessments that were assess and fit appliances (rolling 12 month period)	123	357	34.5%	53.0%	54.1%
% of all assessments that were assess and refuse (rolling 12 month period)	156	357	43.7%	11.7%	12.4%
% of all assessments that were assess and review (rolling 12 month period)	78	357	21.8%	35.3%	33.5%
% of terminated courses where treatment was abandoned or discontinued (rolling 12 month period)	5	105	4.8%	8.5%	7.2%
% of completed treatments indicating that PAR score was taken (year to date)	13	36	36.1%	58.7%	58.9%
Rate of removable appliances per 100 fixed appliances - proposed treatment (rolling 12 month period)	12	238	5.04	6.99	5.66
Rate of removable appliances per 100 fixed appliances - completed treatment (rolling 12 month period)	1	140	0.71	6.41	4.88
% of courses of treatment with removable appliances only - proposed treatment (rolling 12 month period)	1	123	0.8%	2.5%	2.1%
% of courses of treatment with removable appliances only - completed treatment (rolling 12 month period)	0	100	0.0%	1.8%	1.5%
% of patients satisfied with the treatment they have received (rolling 12 month period)	2	2	100.0%	95.6%	95.7%

\* Figures in italics indicate that the base number is less than 100.

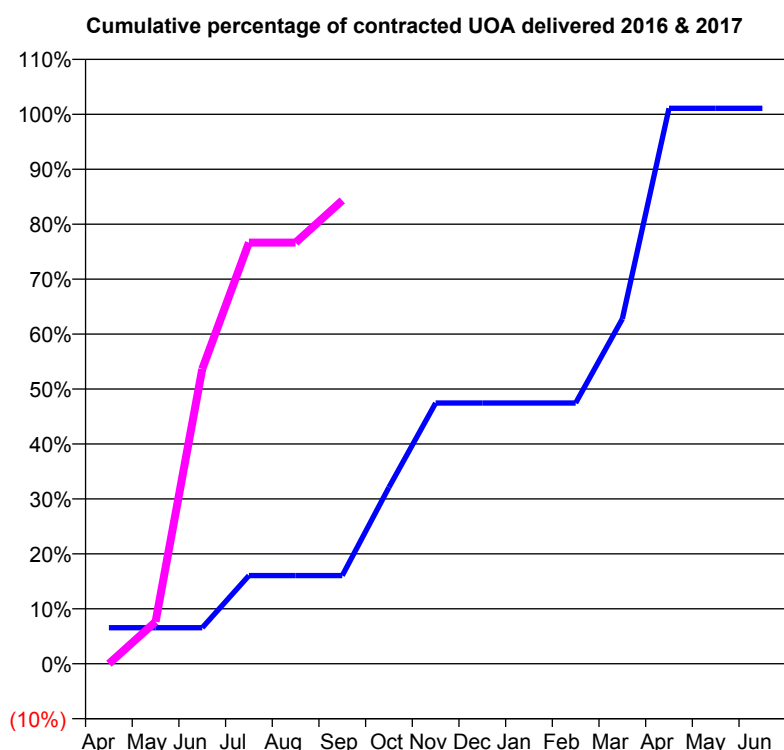
**Q60 - Vital Signs Orthodontic At a Glance Contract Report for 188239/0001 - September 2016**

Name or company name	Dr J S Jandu and Ms K K Bhambra
Contract type name	GDS Contract
Purpose of contract	General and Orthodontic
Contract start date	01/12/2009
Contract end date	

16/17 Contracted general activity (UDA)	6,309
Carry forward general activity (UDA)	0
16/17 Contracted orthodontic activity (UOA)	274
Carry forward orthodontic activity (UOA)	0
Baseline contract value	£170,767.20

**ACCESS**

	Contract	England and Wales
24 month ratio of assessments to patient IDs	1.06	1.10

**ACTIVITY**


Month	Adjusted Scheduled Activity (UOA)	
	2016	2017
April	18	0
May	18	21
June	18	147
July	44	210
August	44	210
September	44	231
October	88	
November	130	
December	130	
January	130	
February	130	
March	172	
April	277	
May	277	
June	277	

**QUALITY**

	Contract Quantity	Contract Base Number	Contract *	Region	England
% of all assessments that were assess and fit appliances (rolling 12 month period)	22	24	91.7%	53.0%	54.1%
% of all assessments that were assess and refuse (rolling 12 month period)	0	24	0.0%	11.7%	12.4%
% of all assessments that were assess and review (rolling 12 month period)	2	24	8.3%	35.3%	33.5%
% of terminated courses where treatment was abandoned or discontinued (rolling 12 month period)	1	16	6.3%	8.5%	7.2%
% of completed treatments indicating that PAR score was taken (year to date)	0	5	0.0%	58.7%	58.9%
Rate of removable appliances per 100 fixed appliances - proposed treatment (rolling 12 month period)	1	35	2.86	6.99	5.66
Rate of removable appliances per 100 fixed appliances - completed treatment (rolling 12 month period)	0	20	0.00	6.41	4.88
% of courses of treatment with removable appliances only - proposed treatment (rolling 12 month period)	0	22	0.0%	2.5%	2.1%
% of courses of treatment with removable appliances only - completed treatment (rolling 12 month period)	0	15	0.0%	1.8%	1.5%
% of patients satisfied with the treatment they have received (rolling 12 month period)	4	5	80.0%	95.6%	95.7%

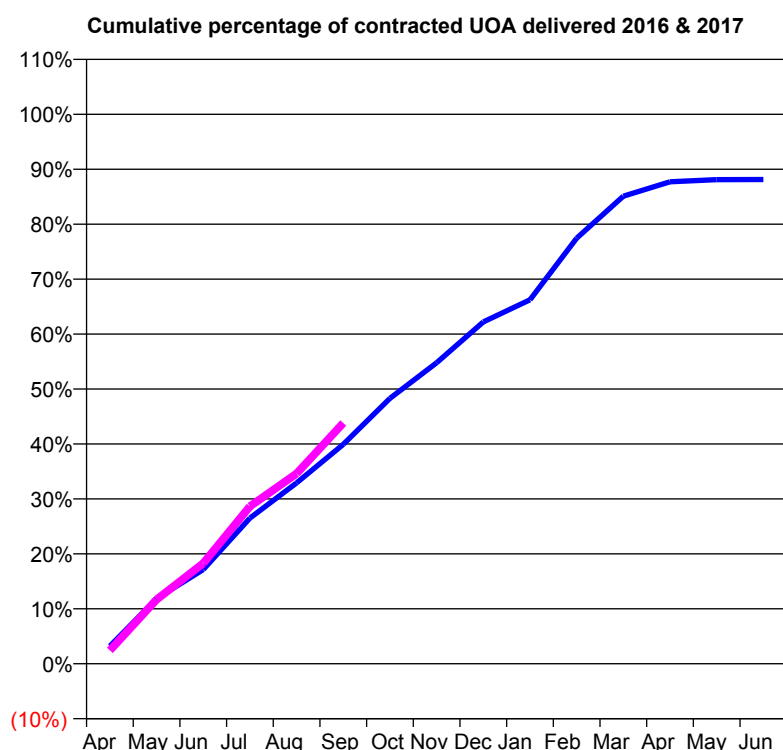
\* Figures in italics indicate that the base number is less than 100.

**Q60 - Vital Signs Orthodontic At a Glance Contract Report for 193968/0001 - September 2016**

Name or company name	Madeley Practice Ltd	16/17 Contracted general activity (UDA)	0
Contract type name	PDS Contract	Carry forward general activity (UDA)	0
Purpose of contract	Orthodontic	16/17 Contracted orthodontic activity (UOA)	11,508
Contract start date	01/10/2014	Carry forward orthodontic activity (UOA)	0
Contract end date	31/03/2018	Baseline contract value	£711,559.42

**ACCESS**

	Contract	England and Wales
24 month ratio of assessments to patient IDs	1.07	1.10

**ACTIVITY**


Month	Adjusted Scheduled Activity (UOA)	
	2016	2017
April	370	281
May	1,364	1,346
June	1,974	2,105
July	3,051	3,296
August	3,789	3,984
September	4,595	5,043
October	5,560	
November	6,305	
December	7,158	
January	7,624	
February	8,912	
March	9,794	
April	10,095	
May	10,138	
June	10,142	

**QUALITY**

	Contract Quantity	Contract Base Number	Contract *	Region	England
% of all assessments that were assess and fit appliances (rolling 12 month period)	496	871	56.9%	53.0%	54.1%
% of all assessments that were assess and refuse (rolling 12 month period)	44	871	5.1%	11.7%	12.4%
% of all assessments that were assess and review (rolling 12 month period)	331	871	38.0%	35.3%	33.5%
% of terminated courses where treatment was abandoned or discontinued (rolling 12 month period)	69	478	14.4%	8.5%	7.2%
% of completed treatments indicating that PAR score was taken (year to date)	29	208	13.9%	58.7%	58.9%
Rate of removable appliances per 100 fixed appliances - proposed treatment (rolling 12 month period)	122	941	12.96	6.99	5.66
Rate of removable appliances per 100 fixed appliances - completed treatment (rolling 12 month period)	68	617	11.02	6.41	4.88
% of courses of treatment with removable appliances only - proposed treatment (rolling 12 month period)	14	496	2.8%	2.5%	2.1%
% of courses of treatment with removable appliances only - completed treatment (rolling 12 month period)	26	409	6.4%	1.8%	1.5%
% of patients satisfied with the treatment they have received (rolling 12 month period)	15	15	100.0%	95.6%	95.7%

\* Figures in italics indicate that the base number is less than 100.

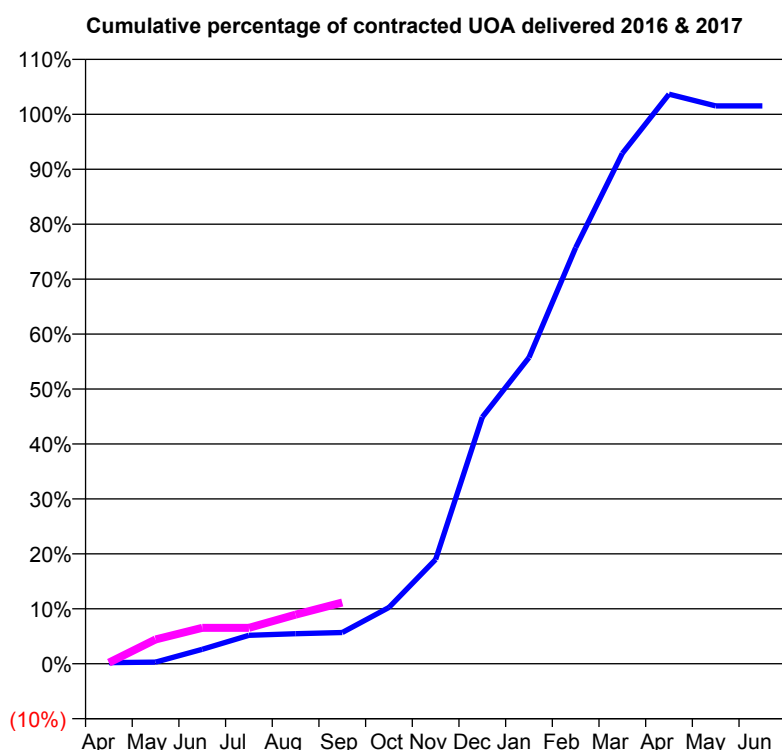
**Q60 - Vital Signs Orthodontic At a Glance Contract Report for 195170/0001 - September 2016**

Name or company name	Station House Dental Practice (Telford) Ltd
Contract type name	Pilot Contract
Purpose of contract	General and Orthodontic
Contract start date	01/12/2009
Contract end date	

16/17 Contracted general activity (UDA)	39,000
Carry forward general activity (UDA)	0
16/17 Contracted orthodontic activity (UOA)	995
Carry forward orthodontic activity (UOA)	0
Baseline contract value	£1,117,539.57

**ACCESS**

	Contract	England and Wales
24 month ratio of assessments to patient IDs	1.03	1.10

**ACTIVITY**


Month	Adjusted Scheduled Activity (UOA)	
	2016	2017
April	2	2
May	3	44
June	26	65
July	51	65
August	54	89
September	56	111
October	101	
November	187	
December	442	
January	549	
February	746	
March	915	
April	1,021	
May	1,000	
June	1,000	

**QUALITY**

	Contract Quantity	Contract Base Number	Contract *	Region	England
% of all assessments that were assess and fit appliances (rolling 12 month period)	50	76	65.8%	53.0%	54.1%
% of all assessments that were assess and refuse (rolling 12 month period)	22	76	28.9%	11.7%	12.4%
% of all assessments that were assess and review (rolling 12 month period)	4	76	5.3%	35.3%	33.5%
% of terminated courses where treatment was abandoned or discontinued (rolling 12 month period)	3	21	14.3%	8.5%	7.2%
% of completed treatments indicating that PAR score was taken (year to date)	5	5	100.0%	58.7%	58.9%
Rate of removable appliances per 100 fixed appliances - proposed treatment (rolling 12 month period)	2	99	2.02	6.99	5.66
Rate of removable appliances per 100 fixed appliances - completed treatment (rolling 12 month period)	0	35	0.00	6.41	4.88
% of courses of treatment with removable appliances only - proposed treatment (rolling 12 month period)	0	50	0.0%	2.5%	2.1%
% of courses of treatment with removable appliances only - completed treatment (rolling 12 month period)	0	18	0.0%	1.8%	1.5%
% of patients satisfied with the treatment they have received (rolling 12 month period)	0	0	N/A	95.6%	95.7%

\* Figures in italics indicate that the base number is less than 100.

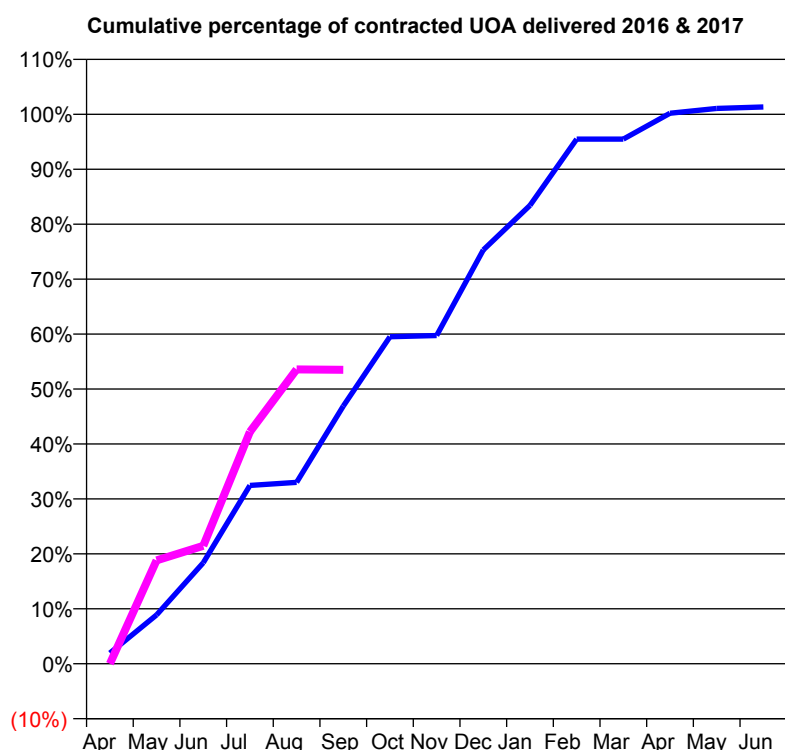
**Q60 - Vital Signs Orthodontic At a Glance Contract Report for 197351/0001 - September 2016**

Name or company name	Exclusive Orthodontics Ltd
Contract type name	PDS Contract
Purpose of contract	Orthodontic
Contract start date	01/04/2008
Contract end date	31/03/2018

16/17 Contracted general activity (UDA)	0
Carry forward general activity (UDA)	0
16/17 Contracted orthodontic activity (UOA)	7,497
Carry forward orthodontic activity (UOA)	0
Baseline contract value	£500,432.06

**ACCESS**

	Contract	England and Wales
24 month ratio of assessments to patient IDs	1.04	1.10

**ACTIVITY**


Month	Adjusted Scheduled Activity (UOA)	
	2016	2017
April	147	0
May	665	1,411
June	1,376	1,609
July	2,431	3,165
August	2,473	4,017
September	3,510	4,011
October	4,455	
November	4,472	
December	5,638	
January	6,245	
February	7,149	
March	7,149	
April	7,501	
May	7,566	
June	7,587	

**QUALITY**

	Contract Quantity	Contract Base Number	Contract *	Region	England
% of all assessments that were assess and fit appliances (rolling 12 month period)	389	570	68.2%	53.0%	54.1%
% of all assessments that were assess and refuse (rolling 12 month period)	110	570	19.3%	11.7%	12.4%
% of all assessments that were assess and review (rolling 12 month period)	71	570	12.5%	35.3%	33.5%
% of terminated courses where treatment was abandoned or discontinued (rolling 12 month period)	23	334	6.9%	8.5%	7.2%
% of completed treatments indicating that PAR score was taken (year to date)	0	166	0.0%	58.7%	58.9%
Rate of removable appliances per 100 fixed appliances - proposed treatment (rolling 12 month period)	36	737	4.88	6.99	5.66
Rate of removable appliances per 100 fixed appliances - completed treatment (rolling 12 month period)	0	0	N/A	6.41	4.88
% of courses of treatment with removable appliances only - proposed treatment (rolling 12 month period)	6	389	1.5%	2.5%	2.1%
% of courses of treatment with removable appliances only - completed treatment (rolling 12 month period)	0	311	0.0%	1.8%	1.5%
% of patients satisfied with the treatment they have received (rolling 12 month period)	18	18	100.0%	95.6%	95.7%

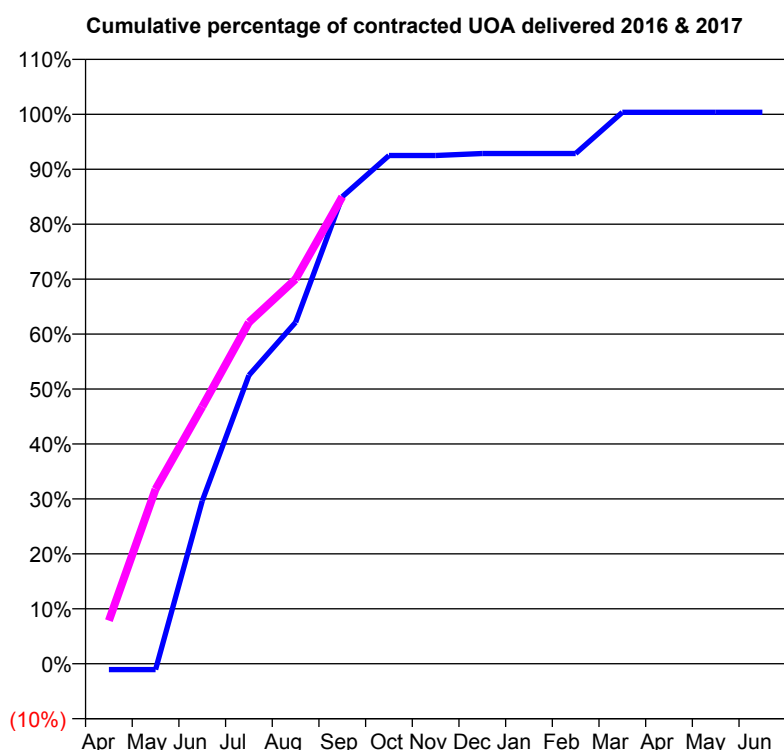
\* Figures in italics indicate that the base number is less than 100.

**Q60 - Vital Signs Orthodontic At a Glance Contract Report for 198595/0001 - September 2016**

Name or company name	Khanna Dental Limited
Contract type name	GDS Contract
Purpose of contract	General and Orthodontic
Contract start date	01/07/2014
Contract end date	

16/17 Contracted general activity (UDA)	12,412
Carry forward general activity (UDA)	0
16/17 Contracted orthodontic activity (UOA)	280
Carry forward orthodontic activity (UOA)	0
Baseline contract value	£359,226.03

ACCESS	Contract	England and Wales
24 month ratio of assessments to patient IDs	1.21	1.10

**ACTIVITY**


Month	Adjusted Scheduled Activity (UOA)	
	2016	2017
April	-3	22
May	-3	89
June	83	131
July	147	174
August	174	196
September	238	238
October	259	
November	259	
December	260	
January	260	
February	260	
March	281	
April	281	
May	281	
June	281	

**QUALITY**

	Contract Quantity	Contract Base Number	Contract *	Region	England
% of all assessments that were assess and fit appliances (rolling 12 month period)	13	23	56.5%	53.0%	54.1%
% of all assessments that were assess and refuse (rolling 12 month period)	5	23	21.7%	11.7%	12.4%
% of all assessments that were assess and review (rolling 12 month period)	5	23	21.7%	35.3%	33.5%
% of terminated courses where treatment was abandoned or discontinued (rolling 12 month period)	0	1	0.0%	8.5%	7.2%
% of completed treatments indicating that PAR score was taken (year to date)	0	0	N/A	58.7%	58.9%
Rate of removable appliances per 100 fixed appliances - proposed treatment (rolling 12 month period)	2	13	15.38	6.99	5.66
Rate of removable appliances per 100 fixed appliances - completed treatment (rolling 12 month period)	0	0	N/A	6.41	4.88
% of courses of treatment with removable appliances only - proposed treatment (rolling 12 month period)	2	13	15.4%	2.5%	2.1%
% of courses of treatment with removable appliances only - completed treatment (rolling 12 month period)	0	1	0.0%	1.8%	1.5%
% of patients satisfied with the treatment they have received (rolling 12 month period)	2	3	66.7%	95.6%	95.7%

\* Figures in italics indicate that the base number is less than 100.

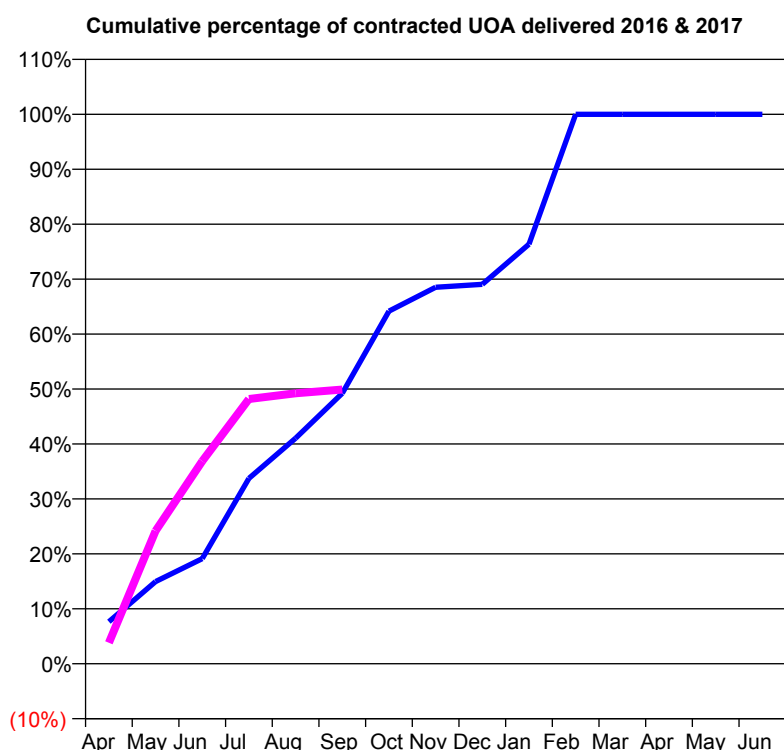
**Q60 - Vital Signs Orthodontic At a Glance Contract Report for 215708/0001 - September 2016**

Name or company name	MR R GRIFFITHS
Contract type name	GDS Contract
Purpose of contract	General and Orthodontic
Contract start date	01/04/2006
Contract end date	

16/17 Contracted general activity (UDA)	8,628
Carry forward general activity (UDA)	-128
16/17 Contracted orthodontic activity (UOA)	575
Carry forward orthodontic activity (UOA)	0
Baseline contract value	£278,953.69

**ACCESS**

	Contract	England and Wales
24 month ratio of assessments to patient IDs	1.41	1.10

**ACTIVITY**


Month	Adjusted Scheduled Activity (UOA)	
	2016	2017
April	44	22
May	86	139
June	110	212
July	194	277
August	236	283
September	283	287
October	369	
November	394	
December	397	
January	439	
February	575	
March	575	
April	575	
May	575	
June	575	

**QUALITY**

	Contract Quantity	Contract Base Number	Contract *	Region	England
% of all assessments that were assess and fit appliances (rolling 12 month period)	25	75	33.3%	53.0%	54.1%
% of all assessments that were assess and refuse (rolling 12 month period)	14	75	18.7%	11.7%	12.4%
% of all assessments that were assess and review (rolling 12 month period)	36	75	48.0%	35.3%	33.5%
% of terminated courses where treatment was abandoned or discontinued (rolling 12 month period)	8	45	17.8%	8.5%	7.2%
% of completed treatments indicating that PAR score was taken (year to date)	0	35	0.0%	58.7%	58.9%
Rate of removable appliances per 100 fixed appliances - proposed treatment (rolling 12 month period)	0	0	N/A	6.99	5.66
Rate of removable appliances per 100 fixed appliances - completed treatment (rolling 12 month period)	0	0	N/A	6.41	4.88
% of courses of treatment with removable appliances only - proposed treatment (rolling 12 month period)	0	25	0.0%	2.5%	2.1%
% of courses of treatment with removable appliances only - completed treatment (rolling 12 month period)	0	37	0.0%	1.8%	1.5%
% of patients satisfied with the treatment they have received (rolling 12 month period)	1	1	100.0%	95.6%	95.7%

\* Figures in italics indicate that the base number is less than 100.

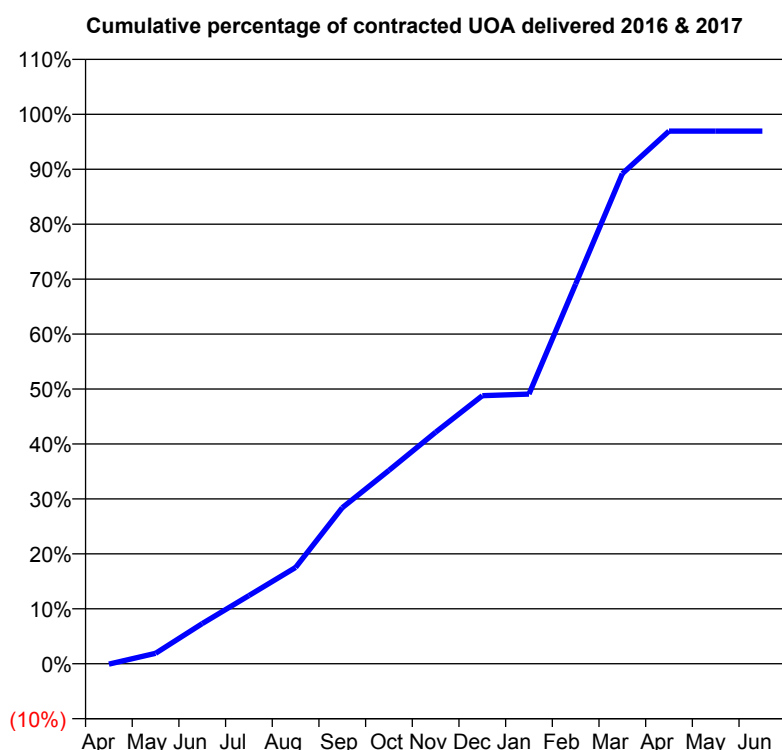
**Q60 - Vital Signs Orthodontic At a Glance Contract Report for 230081/0001 - September 2016**

Name or company name	MR P CASWELL
Contract type name	GDS Contract
Purpose of contract	General and Orthodontic
Contract start date	01/04/2006
Contract end date	

16/17 Contracted general activity (UDA)	2,900
Carry forward general activity (UDA)	0
16/17 Contracted orthodontic activity (UOA)	0
Carry forward orthodontic activity (UOA)	0
Baseline contract value	£140,885.49

**ACCESS**

	Contract	England and Wales
24 month ratio of assessments to patient IDs	1.14	1.10

**ACTIVITY**


Month	Adjusted Scheduled Activity (UOA)	
	2016	2017
April	-1	0
May	26	0
June	100	0
July	170	21
August	240	21
September	389	21
October	482	
November	577	
December	668	
January	672	
February	946	
March	1,221	
April	1,327	
May	1,327	
June	1,327	

**QUALITY**

	Contract Quantity	Contract Base Number	Contract *	Region	England
% of all assessments that were assess and fit appliances (rolling 12 month period)	44	79	55.7%	53.0%	54.1%
% of all assessments that were assess and refuse (rolling 12 month period)	15	79	19.0%	11.7%	12.4%
% of all assessments that were assess and review (rolling 12 month period)	20	79	25.3%	35.3%	33.5%
% of terminated courses where treatment was abandoned or discontinued (rolling 12 month period)	5	56	8.9%	8.5%	7.2%
% of completed treatments indicating that PAR score was taken (year to date)	26	32	81.3%	58.7%	58.9%
Rate of removable appliances per 100 fixed appliances - proposed treatment (rolling 12 month period)	8	84	9.52	6.99	5.66
Rate of removable appliances per 100 fixed appliances - completed treatment (rolling 12 month period)	7	84	8.33	6.41	4.88
% of courses of treatment with removable appliances only - proposed treatment (rolling 12 month period)	0	44	0.0%	2.5%	2.1%
% of courses of treatment with removable appliances only - completed treatment (rolling 12 month period)	3	51	5.9%	1.8%	1.5%
% of patients satisfied with the treatment they have received (rolling 12 month period)	3	3	100.0%	95.6%	95.7%

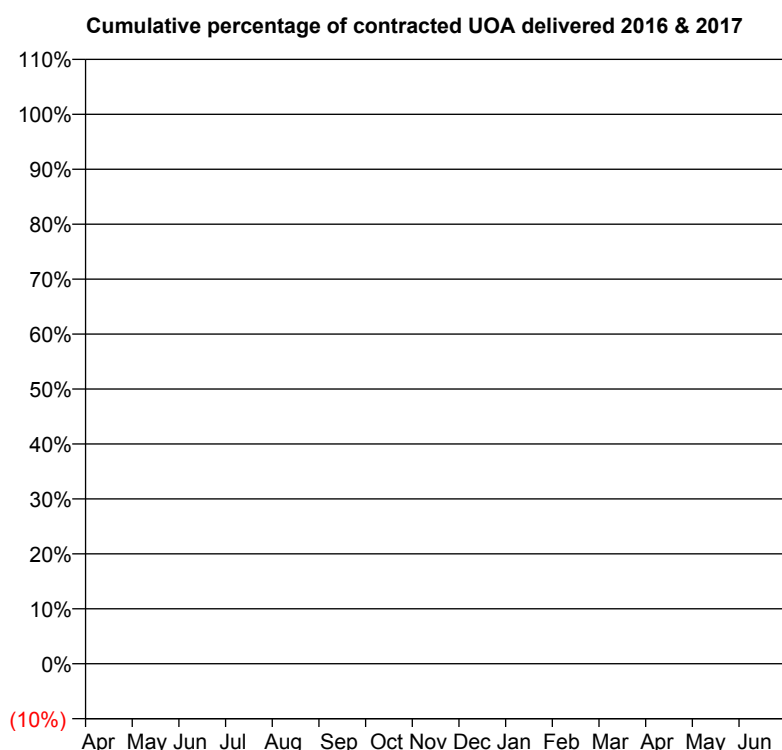
\* Figures in italics indicate that the base number is less than 100.



**Q60 - Vital Signs Orthodontic At a Glance Contract Report for 232513/0001 - September 2016**

Name or company name	MR AF SINGLETON	16/17 Contracted general activity (UDA)	860
Contract type name	GDS Contract	Carry forward general activity (UDA)	0
Purpose of contract	General	16/17 Contracted orthodontic activity (UOA)	0
Contract start date	01/04/2006	Carry forward orthodontic activity (UOA)	0
Contract end date		Baseline contract value	£20,125.76

ACCESS	Contract	England and Wales
24 month ratio of assessments to patient IDs	1.00	1.10

**ACTIVITY**


Month	Adjusted Scheduled Activity (UOA)	
	2016	2017
April	0	0
May	0	0
June	0	0
July	0	2
August	0	2
September	0	2
October	0	
November	0	
December	0	
January	0	
February	0	
March	0	
April	0	
May	0	
June	0	

**QUALITY**

	Contract Quantity	Contract Base Number	Contract *	Region	England
% of all assessments that were assess and fit appliances (rolling 12 month period)	0	2	0.0%	53.0%	54.1%
% of all assessments that were assess and refuse (rolling 12 month period)	0	2	0.0%	11.7%	12.4%
% of all assessments that were assess and review (rolling 12 month period)	2	2	100.0%	35.3%	33.5%
% of terminated courses where treatment was abandoned or discontinued (rolling 12 month period)	0	0	N/A	8.5%	7.2%
% of completed treatments indicating that PAR score was taken (year to date)	0	0	N/A	58.7%	58.9%
Rate of removable appliances per 100 fixed appliances - proposed treatment (rolling 12 month period)	0	0	N/A	6.99	5.66
Rate of removable appliances per 100 fixed appliances - completed treatment (rolling 12 month period)	0	0	N/A	6.41	4.88
% of courses of treatment with removable appliances only - proposed treatment (rolling 12 month period)	0	0	N/A	2.5%	2.1%
% of courses of treatment with removable appliances only - completed treatment (rolling 12 month period)	0	0	N/A	1.8%	1.5%
% of patients satisfied with the treatment they have received (rolling 12 month period)	0	0	N/A	95.6%	95.7%

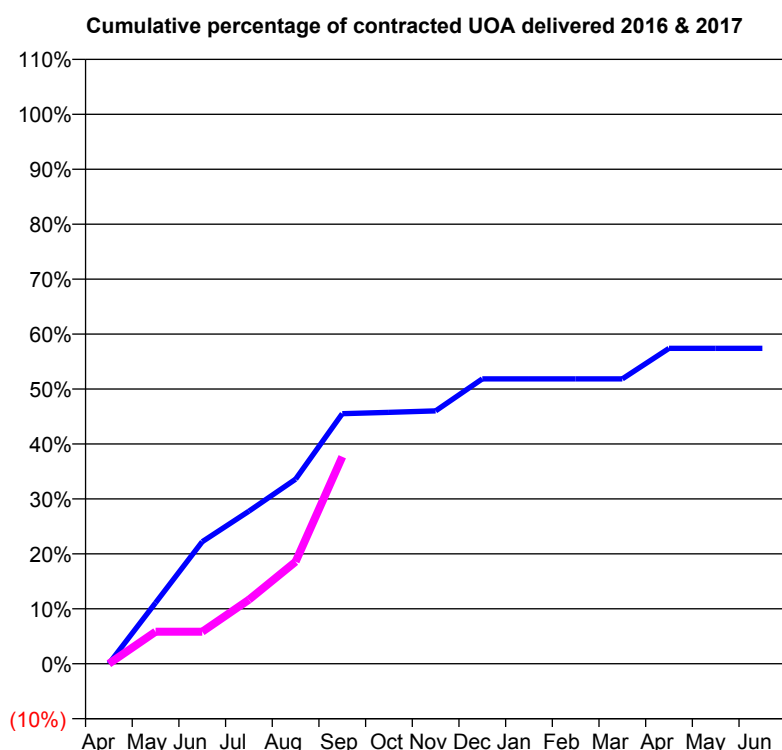
\* Figures in italics indicate that the base number is less than 100.

**Q60 - Vital Signs Orthodontic At a Glance Contract Report for 238120/0001 - September 2016**

Name or company name	DR AS SADHRA
Contract type name	GDS Contract
Purpose of contract	General and Orthodontic
Contract start date	01/04/2006
Contract end date	

16/17 Contracted general activity (UDA)	783
Carry forward general activity (UDA)	0
16/17 Contracted orthodontic activity (UOA)	377
Carry forward orthodontic activity (UOA)	0
Baseline contract value	£36,700.16

ACCESS	Contract	England and Wales
24 month ratio of assessments to patient IDs	1.08	1.10

**ACTIVITY**


Month	Adjusted Scheduled Activity (UOA)	
	2016	2017
April	0	0
May	42	22
June	84	22
July	105	44
August	127	70
September	172	142
October	173	
November	174	
December	196	
January	196	
February	196	
March	196	
April	217	
May	217	
June	217	

**QUALITY**

	Contract Quantity	Contract Base Number	Contract *	Region	England
% of all assessments that were assess and fit appliances (rolling 12 month period)	11	30	36.7%	53.0%	54.1%
% of all assessments that were assess and refuse (rolling 12 month period)	8	30	26.7%	11.7%	12.4%
% of all assessments that were assess and review (rolling 12 month period)	11	30	36.7%	35.3%	33.5%
% of terminated courses where treatment was abandoned or discontinued (rolling 12 month period)	0	21	0.0%	8.5%	7.2%
% of completed treatments indicating that PAR score was taken (year to date)	0	6	0.0%	58.7%	58.9%
Rate of removable appliances per 100 fixed appliances - proposed treatment (rolling 12 month period)	0	20	0.00	6.99	5.66
Rate of removable appliances per 100 fixed appliances - completed treatment (rolling 12 month period)	1	38	2.63	6.41	4.88
% of courses of treatment with removable appliances only - proposed treatment (rolling 12 month period)	0	11	0.0%	2.5%	2.1%
% of courses of treatment with removable appliances only - completed treatment (rolling 12 month period)	1	21	4.8%	1.8%	1.5%
% of patients satisfied with the treatment they have received (rolling 12 month period)	0	0	N/A	95.6%	95.7%

\* Figures in italics indicate that the base number is less than 100.

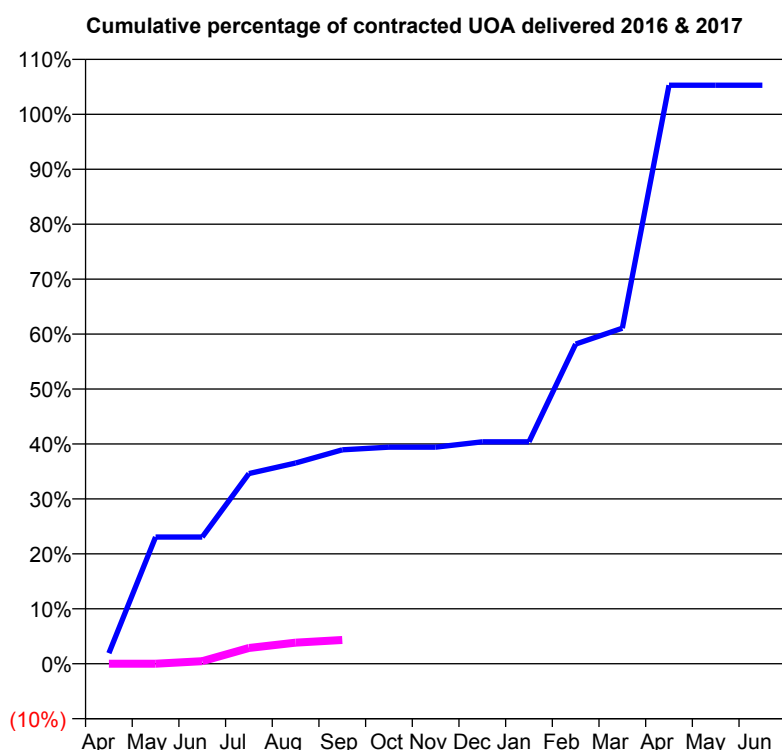
**Q60 - Vital Signs Orthodontic At a Glance Contract Report for 303496/0002 - September 2016**

Name or company name	MR AR FEE
Contract type name	GDS Contract
Purpose of contract	General and Orthodontic
Contract start date	13/09/2010
Contract end date	

16/17 Contracted general activity (UDA)	1,774
Carry forward general activity (UDA)	0
16/17 Contracted orthodontic activity (UOA)	208
Carry forward orthodontic activity (UOA)	0
Baseline contract value	£59,977.46

**ACCESS**

	Contract	England and Wales
24 month ratio of assessments to patient IDs	1.19	1.10

**ACTIVITY**


Month	Adjusted Scheduled Activity (UOA)	
	2016	2017
April	4	0
May	48	0
June	48	1
July	72	6
August	76	8
September	81	9
October	82	
November	82	
December	84	
January	84	
February	121	
March	127	
April	219	
May	219	
June	219	

**QUALITY**

	Contract Quantity	Contract Base Number	Contract *	Region	England
% of all assessments that were assess and fit appliances (rolling 12 month period)	5	45	11.1%	53.0%	54.1%
% of all assessments that were assess and refuse (rolling 12 month period)	1	45	2.2%	11.7%	12.4%
% of all assessments that were assess and review (rolling 12 month period)	39	45	86.7%	35.3%	33.5%
% of terminated courses where treatment was abandoned or discontinued (rolling 12 month period)	1	12	8.3%	8.5%	7.2%
% of completed treatments indicating that PAR score was taken (year to date)	0	5	0.0%	58.7%	58.9%
Rate of removable appliances per 100 fixed appliances - proposed treatment (rolling 12 month period)	0	10	0.00	6.99	5.66
Rate of removable appliances per 100 fixed appliances - completed treatment (rolling 12 month period)	0	19	0.00	6.41	4.88
% of courses of treatment with removable appliances only - proposed treatment (rolling 12 month period)	0	5	0.0%	2.5%	2.1%
% of courses of treatment with removable appliances only - completed treatment (rolling 12 month period)	0	11	0.0%	1.8%	1.5%
% of patients satisfied with the treatment they have received (rolling 12 month period)	0	0	N/A	95.6%	95.7%

\* Figures in italics indicate that the base number is less than 100.

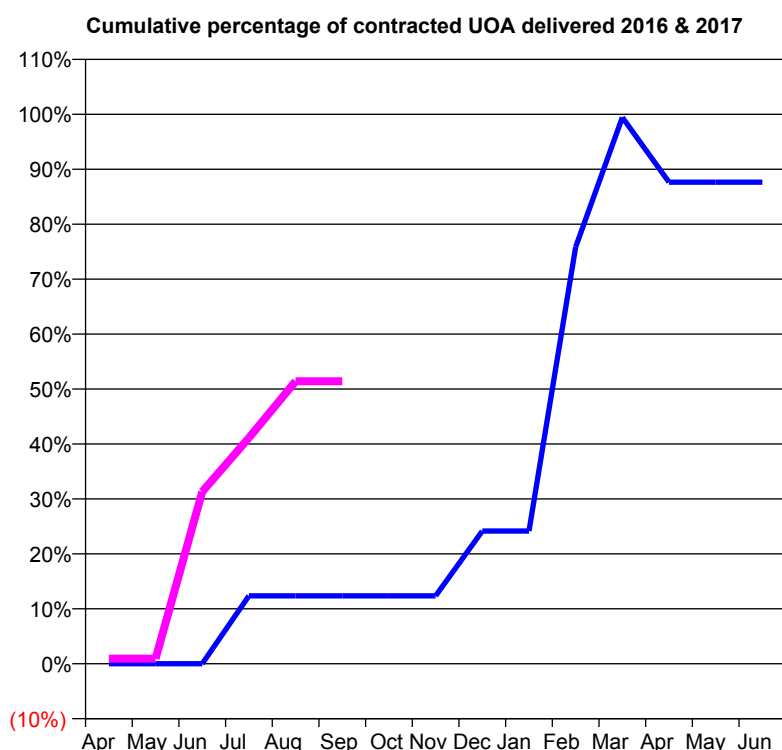
**Q60 - Vital Signs Orthodontic At a Glance Contract Report for 361747/0001 - September 2016**

Name or company name	MRS NK SUNNER
Contract type name	GDS Contract
Purpose of contract	General and Orthodontic
Contract start date	01/06/2015
Contract end date	

16/17 Contracted general activity (UDA)	6,987
Carry forward general activity (UDA)	84
16/17 Contracted orthodontic activity (UOA)	214
Carry forward orthodontic activity (UOA)	0
Baseline contract value	£184,397.34

**ACCESS**

	Contract	England and Wales
24 month ratio of assessments to patient IDs	1.00	1.10

**ACTIVITY**


Month	Adjusted Scheduled Activity (UOA)	
	2016	2017
April	0	2
May	0	2
June	0	67
July	22	88
August	22	110
September	22	110
October	22	
November	22	
December	43	
January	43	
February	135	
March	177	
April	156	
May	156	
June	156	

**QUALITY**

	Contract Quantity	Contract Base Number	Contract *	Region	England
% of all assessments that were assess and fit appliances (rolling 12 month period)	12	25	48.0%	53.0%	54.1%
% of all assessments that were assess and refuse (rolling 12 month period)	5	25	20.0%	11.7%	12.4%
% of all assessments that were assess and review (rolling 12 month period)	8	25	32.0%	35.3%	33.5%
% of terminated courses where treatment was abandoned or discontinued (rolling 12 month period)	0	0	N/A	8.5%	7.2%
% of completed treatments indicating that PAR score was taken (year to date)	0	0	N/A	58.7%	58.9%
Rate of removable appliances per 100 fixed appliances - proposed treatment (rolling 12 month period)	0	22	0.00	6.99	5.66
Rate of removable appliances per 100 fixed appliances - completed treatment (rolling 12 month period)	0	0	N/A	6.41	4.88
% of courses of treatment with removable appliances only - proposed treatment (rolling 12 month period)	0	12	0.0%	2.5%	2.1%
% of courses of treatment with removable appliances only - completed treatment (rolling 12 month period)	0	0	N/A	1.8%	1.5%
% of patients satisfied with the treatment they have received (rolling 12 month period)	0	0	N/A	95.6%	95.7%

\* Figures in italics indicate that the base number is less than 100.

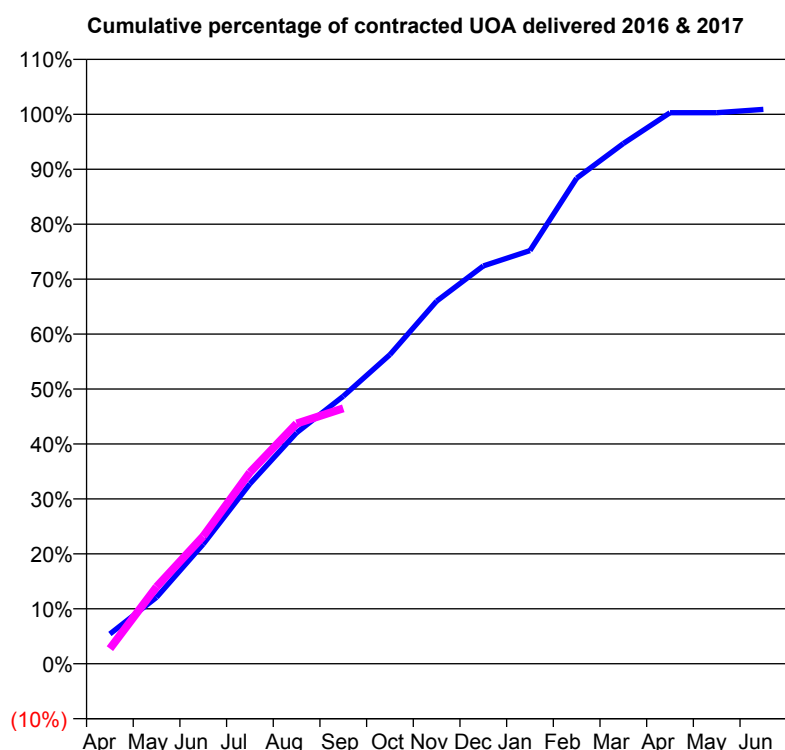
**Q60 - Vital Signs Orthodontic At a Glance Contract Report for 551333/0001 - September 2016**

Name or company name	MR JD MUIR
Contract type name	PDS Contract
Purpose of contract	Orthodontic
Contract start date	01/05/2006
Contract end date	31/03/2018

16/17 Contracted general activity (UDA)	0
Carry forward general activity (UDA)	0
16/17 Contracted orthodontic activity (UOA)	7,357
Carry forward orthodontic activity (UOA)	0
Baseline contract value	£422,689.80

**ACCESS**

	Contract	England and Wales
24 month ratio of assessments to patient IDs	1.18	1.10

**ACTIVITY**


Month	Adjusted Scheduled Activity (UOA)	
	2016	2017
April	399	202
May	890	1,031
June	1,603	1,707
July	2,410	2,563
August	3,093	3,216
September	3,582	3,420
October	4,140	
November	4,856	
December	5,326	
January	5,532	
February	6,501	
March	6,966	
April	7,378	
May	7,378	
June	7,422	

**QUALITY**

	Contract Quantity	Contract Base Number	Contract *	Region	England
% of all assessments that were assess and fit appliances (rolling 12 month period)	322	878	36.7%	53.0%	54.1%
% of all assessments that were assess and refuse (rolling 12 month period)	152	878	17.3%	11.7%	12.4%
% of all assessments that were assess and review (rolling 12 month period)	404	878	46.0%	35.3%	33.5%
% of terminated courses where treatment was abandoned or discontinued (rolling 12 month period)	10	332	3.0%	8.5%	7.2%
% of completed treatments indicating that PAR score was taken (year to date)	156	156	100.0%	58.7%	58.9%
Rate of removable appliances per 100 fixed appliances - proposed treatment (rolling 12 month period)	0	614	0.00	6.99	5.66
Rate of removable appliances per 100 fixed appliances - completed treatment (rolling 12 month period)	1	632	0.16	6.41	4.88
% of courses of treatment with removable appliances only - proposed treatment (rolling 12 month period)	0	322	0.0%	2.5%	2.1%
% of courses of treatment with removable appliances only - completed treatment (rolling 12 month period)	0	322	0.0%	1.8%	1.5%
% of patients satisfied with the treatment they have received (rolling 12 month period)	15	15	100.0%	95.6%	95.7%

\* Figures in italics indicate that the base number is less than 100.

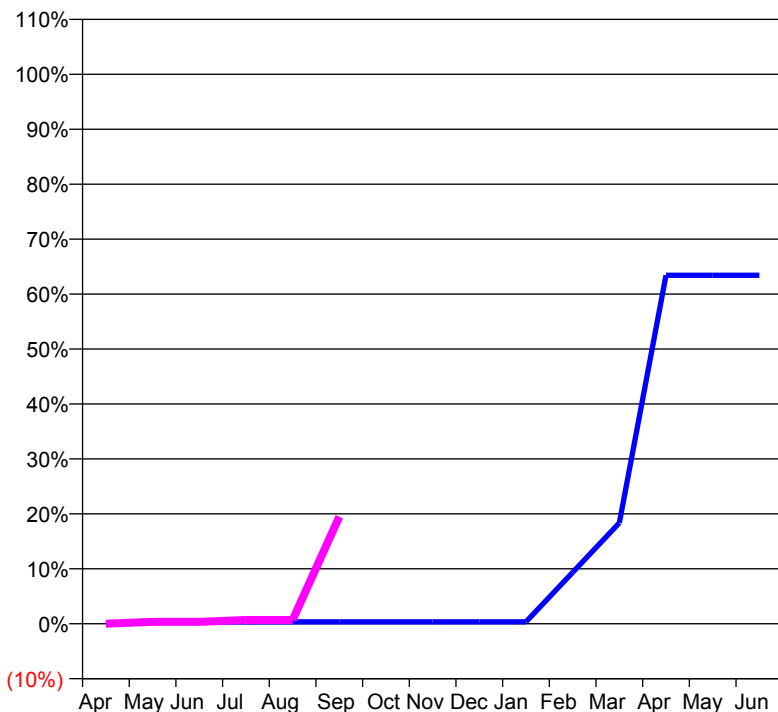
**Q60 - Vital Signs Orthodontic At a Glance Contract Report for 566888/0003 - September 2016**

Name or company name	MR RE LIVER
Contract type name	GDS Contract
Purpose of contract	General and Orthodontic
Contract start date	21/09/2009
Contract end date	

16/17 Contracted general activity (UDA)	1,233
Carry forward general activity (UDA)	0
16/17 Contracted orthodontic activity (UOA)	233
Carry forward orthodontic activity (UOA)	0
Baseline contract value	£47,862.56

**ACCESS**

	Contract	England and Wales
24 month ratio of assessments to patient IDs	1.07	1.10

**ACTIVITY**
**Cumulative percentage of contracted UOA delivered 2016 & 2017**

**Adjusted Scheduled Activity (UOA)**

Month	2016	2017
April	0	0
May	1	1
June	1	1
July	1	2
August	1	2
September	1	45
October	1	
November	1	
December	1	
January	1	
February	22	
March	43	
April	148	
May	148	
June	148	

**QUALITY**

	Contract Quantity	Contract Base Number	Contract *	Region	England
% of all assessments that were assess and fit appliances (rolling 12 month period)	9	11	81.8%	53.0%	54.1%
% of all assessments that were assess and refuse (rolling 12 month period)	0	11	0.0%	11.7%	12.4%
% of all assessments that were assess and review (rolling 12 month period)	2	11	18.2%	35.3%	33.5%
% of terminated courses where treatment was abandoned or discontinued (rolling 12 month period)	1	4	25.0%	8.5%	7.2%
% of completed treatments indicating that PAR score was taken (year to date)	0	1	0.0%	58.7%	58.9%
Rate of removable appliances per 100 fixed appliances - proposed treatment (rolling 12 month period)	7	2	350.00	6.99	5.66
Rate of removable appliances per 100 fixed appliances - completed treatment (rolling 12 month period)	1	2	50.00	6.41	4.88
% of courses of treatment with removable appliances only - proposed treatment (rolling 12 month period)	7	9	77.8%	2.5%	2.1%
% of courses of treatment with removable appliances only - completed treatment (rolling 12 month period)	1	3	33.3%	1.8%	1.5%
% of patients satisfied with the treatment they have received (rolling 12 month period)	1	1	100.0%	95.6%	95.7%

\* Figures in italics indicate that the base number is less than 100.

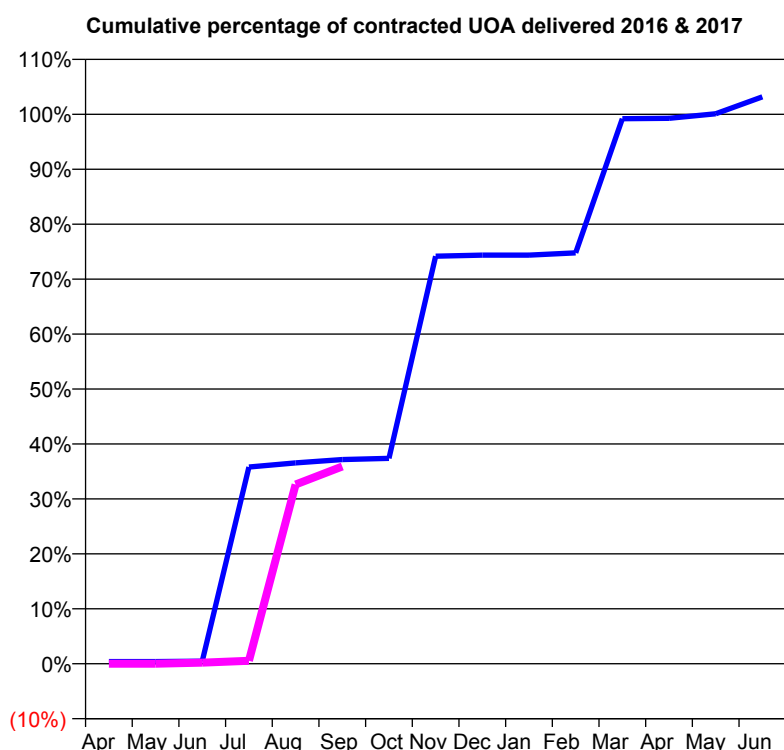
**Q60 - Vital Signs Orthodontic At a Glance Contract Report for 574880/0001 - September 2016**

Name or company name	MR MB WARAICH
Contract type name	GDS Contract
Purpose of contract	General and Orthodontic
Contract start date	01/04/2006
Contract end date	

16/17 Contracted general activity (UDA)	6,462
Carry forward general activity (UDA)	0
16/17 Contracted orthodontic activity (UOA)	1,462
Carry forward orthodontic activity (UOA)	0
Baseline contract value	£208,991.02

**ACCESS**

	Contract	England and Wales
24 month ratio of assessments to patient IDs	1.00	1.10

**ACTIVITY**


Month	Adjusted Scheduled Activity (UOA)	
	2016	2017
April	6	0
May	6	0
June	7	3
July	524	8
August	535	477
September	543	525
October	546	
November	1,084	
December	1,087	
January	1,087	
February	1,093	
March	1,450	
April	1,451	
May	1,463	
June	1,508	

**QUALITY**

	Contract Quantity	Contract Base Number	Contract *	Region	England
% of all assessments that were assess and fit appliances (rolling 12 month period)	70	121	57.9%	53.0%	54.1%
% of all assessments that were assess and refuse (rolling 12 month period)	17	121	14.0%	11.7%	12.4%
% of all assessments that were assess and review (rolling 12 month period)	34	121	28.1%	35.3%	33.5%
% of terminated courses where treatment was abandoned or discontinued (rolling 12 month period)	2	44	4.5%	8.5%	7.2%
% of completed treatments indicating that PAR score was taken (year to date)	25	25	100.0%	58.7%	58.9%
Rate of removable appliances per 100 fixed appliances - proposed treatment (rolling 12 month period)	0	137	0.00	6.99	5.66
Rate of removable appliances per 100 fixed appliances - completed treatment (rolling 12 month period)	0	84	0.00	6.41	4.88
% of courses of treatment with removable appliances only - proposed treatment (rolling 12 month period)	0	70	0.0%	2.5%	2.1%
% of courses of treatment with removable appliances only - completed treatment (rolling 12 month period)	0	42	0.0%	1.8%	1.5%
% of patients satisfied with the treatment they have received (rolling 12 month period)	1	1	100.0%	95.6%	95.7%

\* Figures in italics indicate that the base number is less than 100.

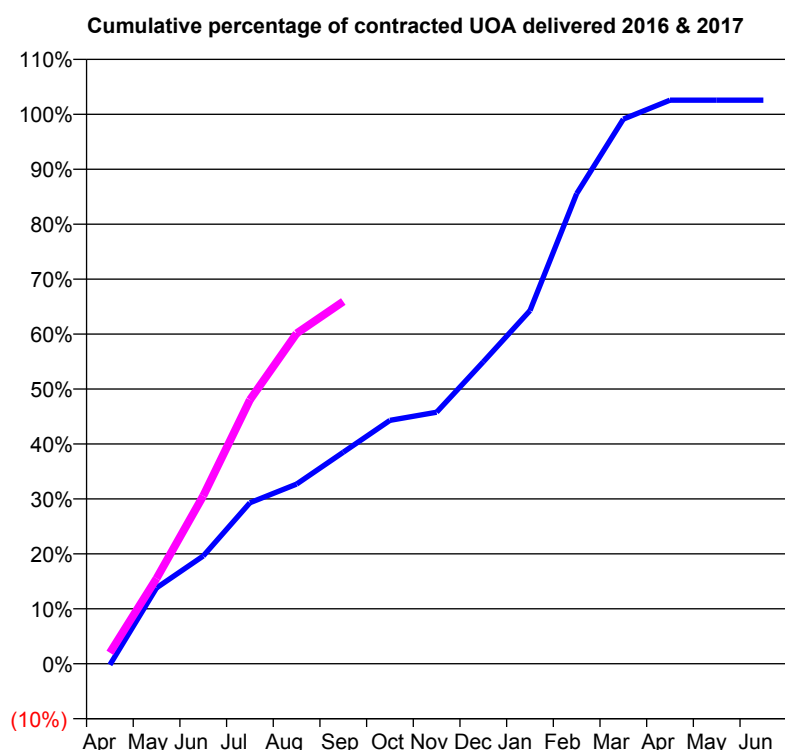
**Q60 - Vital Signs Orthodontic At a Glance Contract Report for 636053/0001 - September 2016**

Name or company name	MR SS NANDHRA
Contract type name	PDS Contract
Purpose of contract	Orthodontic
Contract start date	01/04/2006
Contract end date	31/03/2018

16/17 Contracted general activity (UDA)	0
Carry forward general activity (UDA)	0
16/17 Contracted orthodontic activity (UOA)	4,341
Carry forward orthodontic activity (UOA)	-87
Baseline contract value	£252,823.85

**ACCESS**

	Contract	England and Wales
24 month ratio of assessments to patient IDs	1.00	1.10

**ACTIVITY**


Month	Adjusted Scheduled Activity (UOA)	
	2016	2017
April	-9	87
May	600	675
June	852	1,327
July	1,272	2,085
August	1,419	2,610
September	1,671	2,862
October	1,923	
November	1,987	
December	2,386	
January	2,790	
February	3,714	
March	4,303	
April	4,452	
May	4,452	
June	4,452	

**QUALITY**

	Contract Quantity	Contract Base Number	Contract *	Region	England
% of all assessments that were assess and fit appliances (rolling 12 month period)	266	273	97.4%	53.0%	54.1%
% of all assessments that were assess and refuse (rolling 12 month period)	7	273	2.6%	11.7%	12.4%
% of all assessments that were assess and review (rolling 12 month period)	0	273	0.0%	35.3%	33.5%
% of terminated courses where treatment was abandoned or discontinued (rolling 12 month period)	50	315	15.9%	8.5%	7.2%
% of completed treatments indicating that PAR score was taken (year to date)	42	110	38.2%	58.7%	58.9%
Rate of removable appliances per 100 fixed appliances - proposed treatment (rolling 12 month period)	6	526	1.14	6.99	5.66
Rate of removable appliances per 100 fixed appliances - completed treatment (rolling 12 month period)	29	472	6.14	6.41	4.88
% of courses of treatment with removable appliances only - proposed treatment (rolling 12 month period)	1	266	0.4%	2.5%	2.1%
% of courses of treatment with removable appliances only - completed treatment (rolling 12 month period)	0	265	0.0%	1.8%	1.5%
% of patients satisfied with the treatment they have received (rolling 12 month period)	6	6	100.0%	95.6%	95.7%

\* Figures in italics indicate that the base number is less than 100.



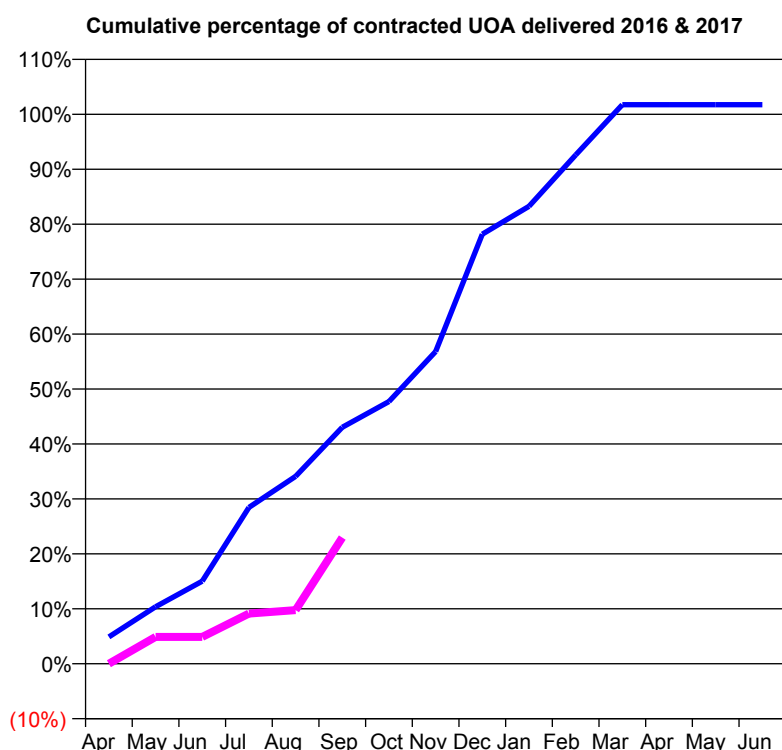
**Q60 - Vital Signs Orthodontic At a Glance Contract Report for 643203/0001 - September 2016**

Name or company name	MR GP MANZIE
Contract type name	GDS Contract
Purpose of contract	General and Orthodontic
Contract start date	01/04/2006
Contract end date	

16/17 Contracted general activity (UDA)	1,646
Carry forward general activity (UDA)	0
16/17 Contracted orthodontic activity (UOA)	492
Carry forward orthodontic activity (UOA)	0
Baseline contract value	£79,699.21

**ACCESS**

	Contract	England and Wales
24 month ratio of assessments to patient IDs	1.11	1.10

**ACTIVITY**


Month	Adjusted Scheduled Activity (UOA)	
	2016	2017
April	24	0
May	51	24
June	74	24
July	140	45
August	168	48
September	212	113
October	235	
November	280	
December	385	
January	410	
February	456	
March	501	
April	501	
May	501	
June	501	

**QUALITY**

	Contract Quantity	Contract Base Number	Contract *	Region	England
% of all assessments that were assess and fit appliances (rolling 12 month period)	19	44	43.2%	53.0%	54.1%
% of all assessments that were assess and refuse (rolling 12 month period)	4	44	9.1%	11.7%	12.4%
% of all assessments that were assess and review (rolling 12 month period)	21	44	47.7%	35.3%	33.5%
% of terminated courses where treatment was abandoned or discontinued (rolling 12 month period)	0	24	0.0%	8.5%	7.2%
% of completed treatments indicating that PAR score was taken (year to date)	9	9	100.0%	58.7%	58.9%
Rate of removable appliances per 100 fixed appliances - proposed treatment (rolling 12 month period)	1	38	2.63	6.99	5.66
Rate of removable appliances per 100 fixed appliances - completed treatment (rolling 12 month period)	2	47	4.26	6.41	4.88
% of courses of treatment with removable appliances only - proposed treatment (rolling 12 month period)	0	19	0.0%	2.5%	2.1%
% of courses of treatment with removable appliances only - completed treatment (rolling 12 month period)	0	24	0.0%	1.8%	1.5%
% of patients satisfied with the treatment they have received (rolling 12 month period)	1	1	100.0%	95.6%	95.7%

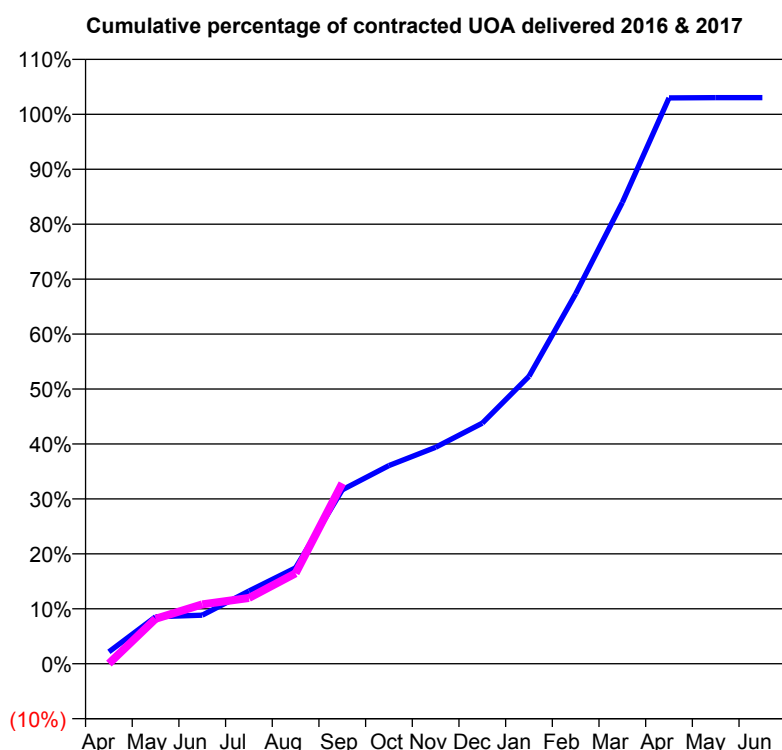
\* Figures in italics indicate that the base number is less than 100.

**Q60 - Vital Signs Orthodontic At a Glance Contract Report for 651230/0002 - September 2016**

Name or company name	PKD Orthodontics	16/17 Contracted general activity (UDA)	0
Contract type name	PDS Contract	Carry forward general activity (UDA)	0
Purpose of contract	Orthodontic	16/17 Contracted orthodontic activity (UOA)	8,363
Contract start date	01/05/2012	Carry forward orthodontic activity (UOA)	0
Contract end date	31/03/2018	Baseline contract value	£558,724.58

**ACCESS**

	Contract	England and Wales
24 month ratio of assessments to patient IDs	1.08	1.10

**ACTIVITY**


Month	Adjusted Scheduled Activity (UOA)	
	2016	2017
April	181	3
May	716	684
June	740	905
July	1,108	1,002
August	1,460	1,377
September	2,648	2,747
October	3,017	
November	3,295	
December	3,663	
January	4,374	
February	5,631	
March	7,021	
April	8,612	
May	8,617	
June	8,617	

**QUALITY**

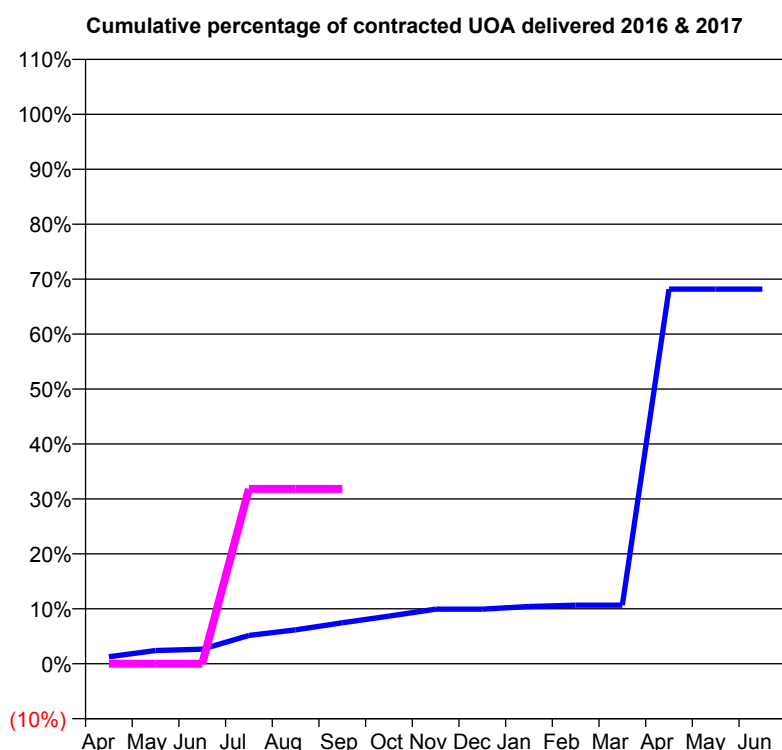
	Contract Quantity	Contract Base Number	Contract *	Region	England
% of all assessments that were assess and fit appliances (rolling 12 month period)	419	721	58.1%	53.0%	54.1%
% of all assessments that were assess and refuse (rolling 12 month period)	98	721	13.6%	11.7%	12.4%
% of all assessments that were assess and review (rolling 12 month period)	204	721	28.3%	35.3%	33.5%
% of terminated courses where treatment was abandoned or discontinued (rolling 12 month period)	19	442	4.3%	8.5%	7.2%
% of completed treatments indicating that PAR score was taken (year to date)	18	256	7.0%	58.7%	58.9%
Rate of removable appliances per 100 fixed appliances - proposed treatment (rolling 12 month period)	158	783	20.18	6.99	5.66
Rate of removable appliances per 100 fixed appliances - completed treatment (rolling 12 month period)	114	819	13.92	6.41	4.88
% of courses of treatment with removable appliances only - proposed treatment (rolling 12 month period)	19	419	4.5%	2.5%	2.1%
% of courses of treatment with removable appliances only - completed treatment (rolling 12 month period)	11	423	2.6%	1.8%	1.5%
% of patients satisfied with the treatment they have received (rolling 12 month period)	14	14	100.0%	95.6%	95.7%

\* Figures in italics indicate that the base number is less than 100.

**Q60 - Vital Signs Orthodontic At a Glance Contract Report for 724149/0003 - September 2016**

Name or company name	MR RJ GATENBY	16/17 Contracted general activity (UDA)	1,662
Contract type name	GDS Contract	Carry forward general activity (UDA)	0
Purpose of contract	General and Orthodontic	16/17 Contracted orthodontic activity (UOA)	330
Contract start date	21/09/2009	Carry forward orthodontic activity (UOA)	0
Contract end date		Baseline contract value	£69,887.57

ACCESS	Contract	England and Wales
24 month ratio of assessments to patient IDs	1.14	1.10

**ACTIVITY**


Month	Adjusted Scheduled Activity (UOA)	
	2016	2017
April	4	0
May	8	0
June	9	0
July	17	105
August	20	105
September	25	105
October	29	
November	33	
December	33	
January	34	
February	35	
March	35	
April	225	
May	225	
June	225	

**QUALITY**

	Contract Quantity	Contract Base Number	Contract *	Region	England
% of all assessments that were assess and fit appliances (rolling 12 month period)	14	15	93.3%	53.0%	54.1%
% of all assessments that were assess and refuse (rolling 12 month period)	0	15	0.0%	11.7%	12.4%
% of all assessments that were assess and review (rolling 12 month period)	1	15	6.7%	35.3%	33.5%
% of terminated courses where treatment was abandoned or discontinued (rolling 12 month period)	3	18	16.7%	8.5%	7.2%
% of completed treatments indicating that PAR score was taken (year to date)	0	15	0.0%	58.7%	58.9%
Rate of removable appliances per 100 fixed appliances - proposed treatment (rolling 12 month period)	0	0	N/A	6.99	5.66
Rate of removable appliances per 100 fixed appliances - completed treatment (rolling 12 month period)	0	0	N/A	6.41	4.88
% of courses of treatment with removable appliances only - proposed treatment (rolling 12 month period)	0	14	0.0%	2.5%	2.1%
% of courses of treatment with removable appliances only - completed treatment (rolling 12 month period)	0	15	0.0%	1.8%	1.5%
% of patients satisfied with the treatment they have received (rolling 12 month period)	0	0	N/A	95.6%	95.7%

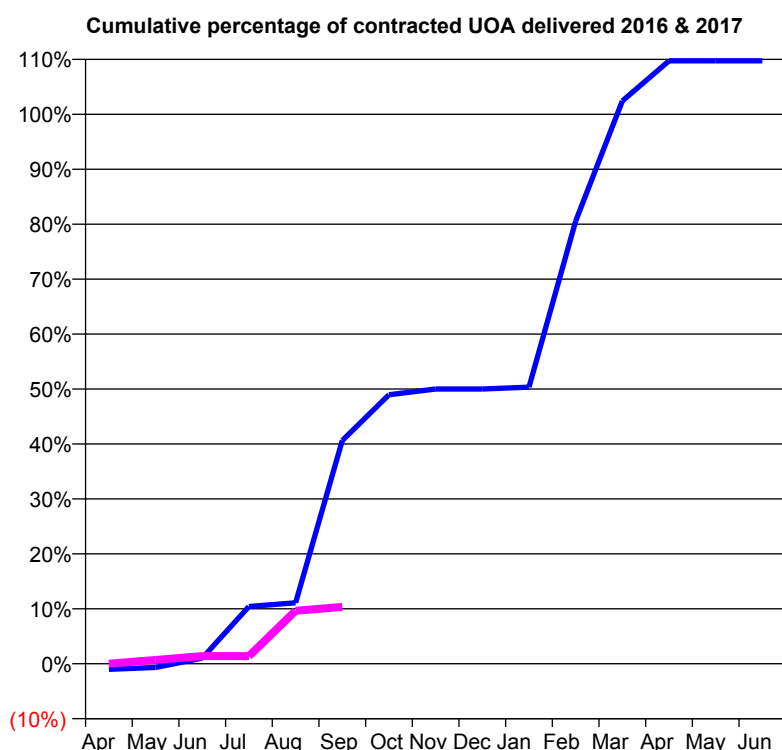
\* Figures in italics indicate that the base number is less than 100.

**Q60 - Vital Signs Orthodontic At a Glance Contract Report for 772992/0001 - September 2016**

Name or company name	MISS C BANKS	16/17 Contracted general activity (UDA)	0
Contract type name	PDS Contract	Carry forward general activity (UDA)	0
Purpose of contract	Orthodontic	16/17 Contracted orthodontic activity (UOA)	288
Contract start date	01/04/2006	Carry forward orthodontic activity (UOA)	0
Contract end date	31/03/2018	Baseline contract value	£17,023.92

**ACCESS**

	Contract	England and Wales
24 month ratio of assessments to patient IDs	1.06	1.10

**ACTIVITY**


Month	Adjusted Scheduled Activity (UOA)	
	2016	2017
April	-3	0
May	-2	2
June	3	4
July	30	4
August	32	28
September	117	30
October	141	
November	144	
December	144	
January	145	
February	232	
March	295	
April	316	
May	316	
June	316	

**QUALITY**

	Contract Quantity	Contract Base Number	Contract *	Region	England
% of all assessments that were assess and fit appliances (rolling 12 month period)	10	26	38.5%	53.0%	54.1%
% of all assessments that were assess and refuse (rolling 12 month period)	5	26	19.2%	11.7%	12.4%
% of all assessments that were assess and review (rolling 12 month period)	11	26	42.3%	35.3%	33.5%
% of terminated courses where treatment was abandoned or discontinued (rolling 12 month period)	0	7	0.0%	8.5%	7.2%
% of completed treatments indicating that PAR score was taken (year to date)	0	3	0.0%	58.7%	58.9%
Rate of removable appliances per 100 fixed appliances - proposed treatment (rolling 12 month period)	1	18	5.56	6.99	5.66
Rate of removable appliances per 100 fixed appliances - completed treatment (rolling 12 month period)	0	0	N/A	6.41	4.88
% of courses of treatment with removable appliances only - proposed treatment (rolling 12 month period)	0	10	0.0%	2.5%	2.1%
% of courses of treatment with removable appliances only - completed treatment (rolling 12 month period)	0	7	0.0%	1.8%	1.5%
% of patients satisfied with the treatment they have received (rolling 12 month period)	0	0	N/A	95.6%	95.7%

\* Figures in italics indicate that the base number is less than 100.

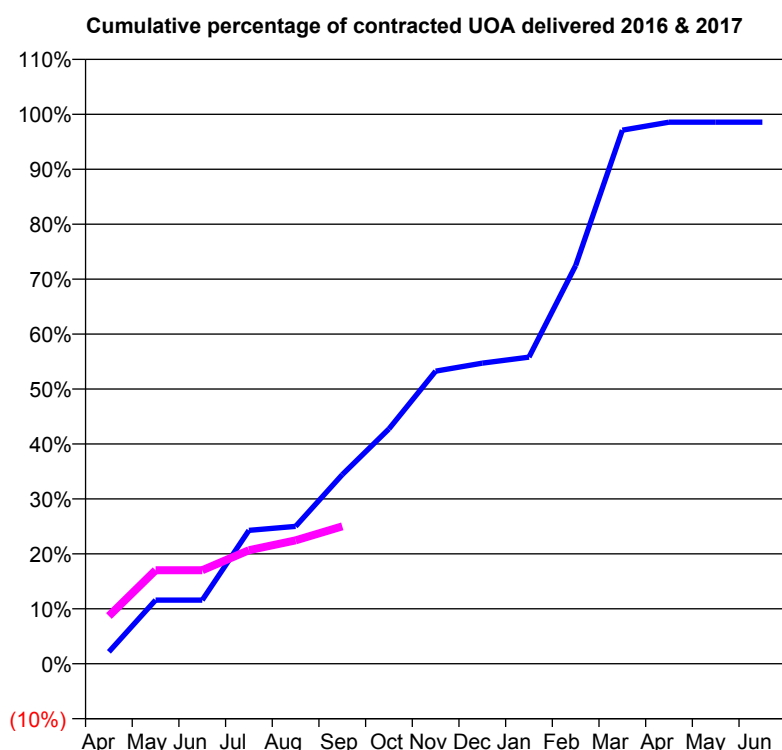
**Q60 - Vital Signs Orthodontic At a Glance Contract Report for 807508/0004 - September 2016**

Name or company name	MR SG MAIN
Contract type name	GDS Contract
Purpose of contract	General and Orthodontic
Contract start date	21/09/2009
Contract end date	

16/17 Contracted general activity (UDA)	1,633
Carry forward general activity (UDA)	0
16/17 Contracted orthodontic activity (UOA)	276
Carry forward orthodontic activity (UOA)	0
Baseline contract value	£60,593.88

**ACCESS**

	Contract	England and Wales
24 month ratio of assessments to patient IDs	1.40	1.10

**ACTIVITY**


Month	Adjusted Scheduled Activity (UOA)	
	2016	2017
April	6	24
May	32	47
June	32	47
July	67	57
August	69	62
September	95	69
October	118	
November	147	
December	151	
January	154	
February	200	
March	268	
April	272	
May	272	
June	272	

**QUALITY**

	Contract Quantity	Contract Base Number	Contract *	Region	England
% of all assessments that were assess and fit appliances (rolling 12 month period)	9	68	13.2%	53.0%	54.1%
% of all assessments that were assess and refuse (rolling 12 month period)	0	68	0.0%	11.7%	12.4%
% of all assessments that were assess and review (rolling 12 month period)	59	68	86.8%	35.3%	33.5%
% of terminated courses where treatment was abandoned or discontinued (rolling 12 month period)	0	2	0.0%	8.5%	7.2%
% of completed treatments indicating that PAR score was taken (year to date)	0	0	N/A	58.7%	58.9%
Rate of removable appliances per 100 fixed appliances - proposed treatment (rolling 12 month period)	1	0	N/A	6.99	5.66
Rate of removable appliances per 100 fixed appliances - completed treatment (rolling 12 month period)	0	0	N/A	6.41	4.88
% of courses of treatment with removable appliances only - proposed treatment (rolling 12 month period)	1	9	11.1%	2.5%	2.1%
% of courses of treatment with removable appliances only - completed treatment (rolling 12 month period)	0	2	0.0%	1.8%	1.5%
% of patients satisfied with the treatment they have received (rolling 12 month period)	1	1	100.0%	95.6%	95.7%

\* Figures in italics indicate that the base number is less than 100.

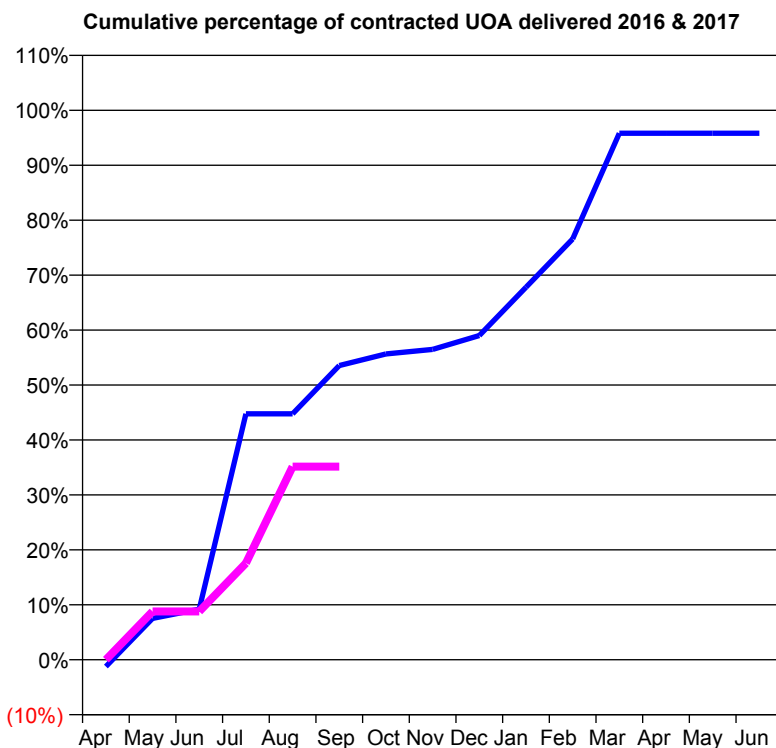
**Q60 - Vital Signs Orthodontic At a Glance Contract Report for 822167/0003 - September 2016**

Name or company name	MISS CD HOLLINS
Contract type name	PDS Contract
Purpose of contract	Orthodontic
Contract start date	06/02/2007
Contract end date	31/03/2018

16/17 Contracted general activity (UDA)	0
Carry forward general activity (UDA)	0
16/17 Contracted orthodontic activity (UOA)	239
Carry forward orthodontic activity (UOA)	0
Baseline contract value	£15,799.32

**ACCESS**

	Contract	England and Wales
24 month ratio of assessments to patient IDs	1.11	1.10

**ACTIVITY**


Month	Adjusted Scheduled Activity (UOA)	
	2016	2017
April	-3	0
May	18	21
June	22	21
July	107	42
August	107	84
September	128	84
October	133	
November	135	
December	141	
January	162	
February	183	
March	229	
April	229	
May	229	
June	229	

**QUALITY**

	Contract Quantity	Contract Base Number	Contract *	Region	England
% of all assessments that were assess and fit appliances (rolling 12 month period)	8	28	28.6%	53.0%	54.1%
% of all assessments that were assess and refuse (rolling 12 month period)	5	28	17.9%	11.7%	12.4%
% of all assessments that were assess and review (rolling 12 month period)	15	28	53.6%	35.3%	33.5%
% of terminated courses where treatment was abandoned or discontinued (rolling 12 month period)	0	6	0.0%	8.5%	7.2%
% of completed treatments indicating that PAR score was taken (year to date)	0	5	0.0%	58.7%	58.9%
Rate of removable appliances per 100 fixed appliances - proposed treatment (rolling 12 month period)	0	13	0.00	6.99	5.66
Rate of removable appliances per 100 fixed appliances - completed treatment (rolling 12 month period)	0	0	N/A	6.41	4.88
% of courses of treatment with removable appliances only - proposed treatment (rolling 12 month period)	0	8	0.0%	2.5%	2.1%
% of courses of treatment with removable appliances only - completed treatment (rolling 12 month period)	0	6	0.0%	1.8%	1.5%
% of patients satisfied with the treatment they have received (rolling 12 month period)	1	1	100.0%	95.6%	95.7%

\* Figures in italics indicate that the base number is less than 100.

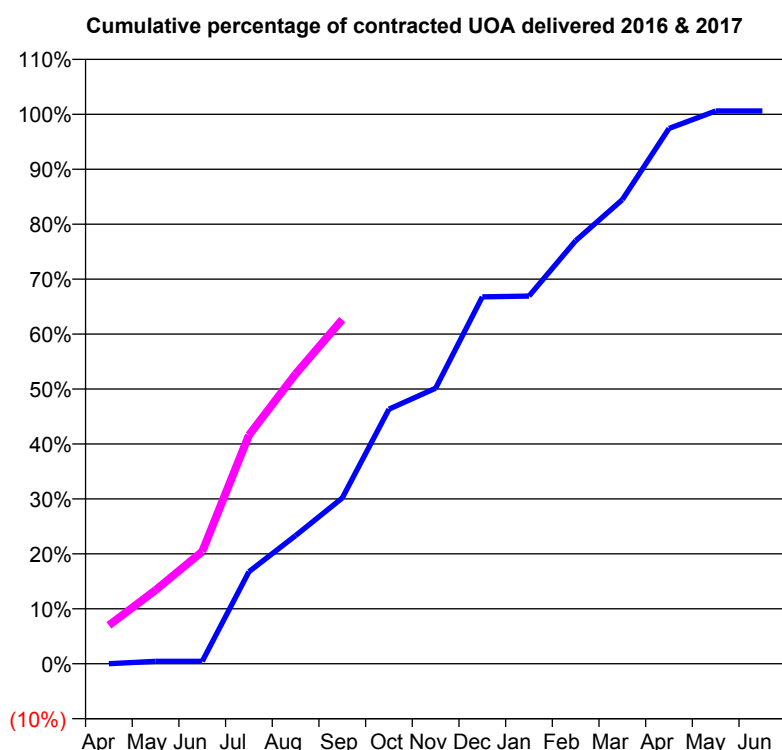
**Q60 - Vital Signs Orthodontic At a Glance Contract Report for 840610/0001 - September 2016**

Name or company name	MR RK NAHAR
Contract type name	GDS Contract
Purpose of contract	General and Orthodontic
Contract start date	01/04/2006
Contract end date	

16/17 Contracted general activity (UDA)	14,203
Carry forward general activity (UDA)	28
16/17 Contracted orthodontic activity (UOA)	656
Carry forward orthodontic activity (UOA)	0
Baseline contract value	£373,880.31

**ACCESS**

	Contract	England and Wales
24 month ratio of assessments to patient IDs	1.15	1.10

**ACTIVITY**


Month	Adjusted Scheduled Activity (UOA)	
	2016	2017
April	0	46
May	3	88
June	3	134
July	110	273
August	153	346
September	198	411
October	304	
November	329	
December	438	
January	439	
February	505	
March	554	
April	639	
May	660	
June	660	

**QUALITY**

	Contract Quantity	Contract Base Number	Contract *	Region	England
% of all assessments that were assess and fit appliances (rolling 12 month period)	47	105	44.8%	53.0%	54.1%
% of all assessments that were assess and refuse (rolling 12 month period)	11	105	10.5%	11.7%	12.4%
% of all assessments that were assess and review (rolling 12 month period)	47	105	44.8%	35.3%	33.5%
% of terminated courses where treatment was abandoned or discontinued (rolling 12 month period)	0	30	0.0%	8.5%	7.2%
% of completed treatments indicating that PAR score was taken (year to date)	8	14	57.1%	58.7%	58.9%
Rate of removable appliances per 100 fixed appliances - proposed treatment (rolling 12 month period)	0	78	0.00	6.99	5.66
Rate of removable appliances per 100 fixed appliances - completed treatment (rolling 12 month period)	0	49	0.00	6.41	4.88
% of courses of treatment with removable appliances only - proposed treatment (rolling 12 month period)	0	47	0.0%	2.5%	2.1%
% of courses of treatment with removable appliances only - completed treatment (rolling 12 month period)	0	30	0.0%	1.8%	1.5%
% of patients satisfied with the treatment they have received (rolling 12 month period)	0	0	N/A	95.6%	95.7%

\* Figures in italics indicate that the base number is less than 100.

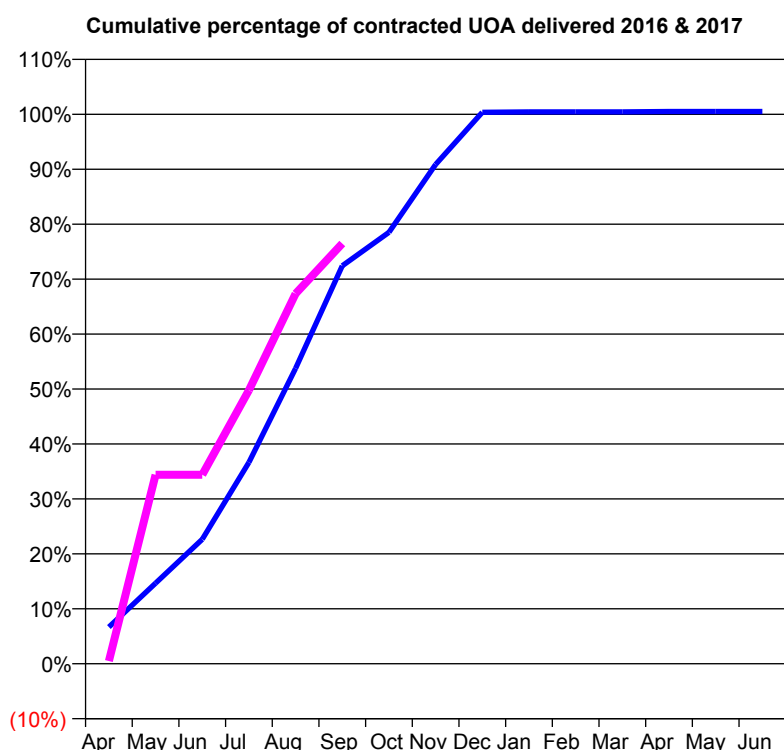
**Q60 - Vital Signs Orthodontic At a Glance Contract Report for 910066/0001 - September 2016**

Name or company name	DR AJ FAGG
Contract type name	GDS Contract
Purpose of contract	General and Orthodontic
Contract start date	01/04/2006
Contract end date	

16/17 Contracted general activity (UDA)	777
Carry forward general activity (UDA)	0
16/17 Contracted orthodontic activity (UOA)	1,378
Carry forward orthodontic activity (UOA)	-7
Baseline contract value	£88,583.58

**ACCESS**

	Contract	England and Wales
24 month ratio of assessments to patient IDs	1.03	1.10

**ACTIVITY**


Month	Adjusted Scheduled Activity (UOA)	
	2016	2017
April	92	7
May	202	474
June	312	474
July	505	686
August	741	928
September	998	1,054
October	1,082	
November	1,252	
December	1,383	
January	1,384	
February	1,384	
March	1,384	
April	1,385	
May	1,385	
June	1,385	

**QUALITY**

	Contract Quantity	Contract Base Number	Contract *	Region	England
% of all assessments that were assess and fit appliances (rolling 12 month period)	68	89	76.4%	53.0%	54.1%
% of all assessments that were assess and refuse (rolling 12 month period)	11	89	12.4%	11.7%	12.4%
% of all assessments that were assess and review (rolling 12 month period)	10	89	11.2%	35.3%	33.5%
% of terminated courses where treatment was abandoned or discontinued (rolling 12 month period)	13	86	15.1%	8.5%	7.2%
% of completed treatments indicating that PAR score was taken (year to date)	0	41	0.0%	58.7%	58.9%
Rate of removable appliances per 100 fixed appliances - proposed treatment (rolling 12 month period)	2	129	1.55	6.99	5.66
Rate of removable appliances per 100 fixed appliances - completed treatment (rolling 12 month period)	1	143	0.70	6.41	4.88
% of courses of treatment with removable appliances only - proposed treatment (rolling 12 month period)	1	68	1.5%	2.5%	2.1%
% of courses of treatment with removable appliances only - completed treatment (rolling 12 month period)	1	73	1.4%	1.8%	1.5%
% of patients satisfied with the treatment they have received (rolling 12 month period)	0	0	N/A	95.6%	95.7%

\* Figures in italics indicate that the base number is less than 100.



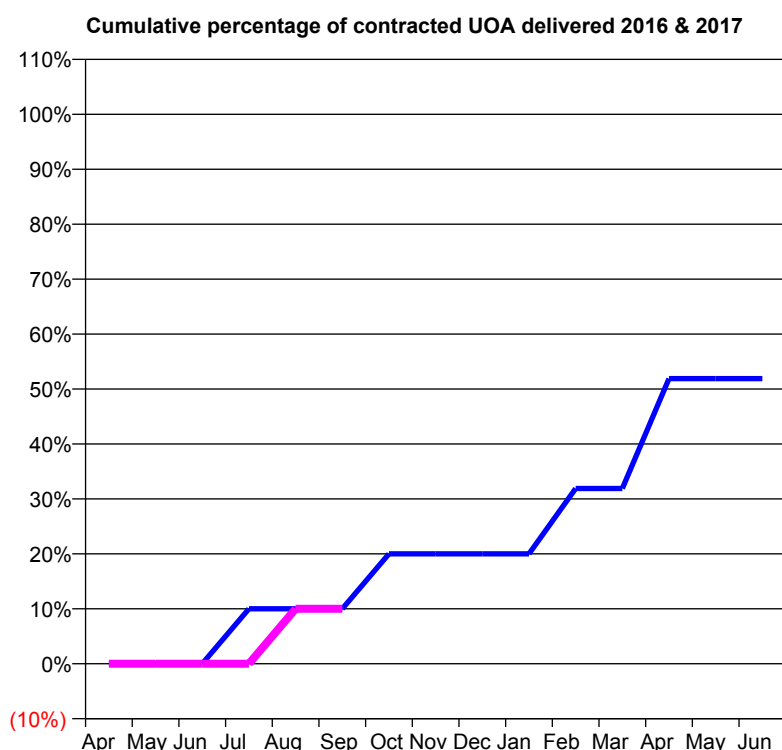
**Q60 - Vital Signs Orthodontic At a Glance Contract Report for 916013/0003 - September 2016**

Name or company name	MR BJ GRAINGER
Contract type name	GDS Contract
Purpose of contract	General and Orthodontic
Contract start date	14/04/2008
Contract end date	

16/17 Contracted general activity (UDA)	2,000
Carry forward general activity (UDA)	0
16/17 Contracted orthodontic activity (UOA)	210
Carry forward orthodontic activity (UOA)	0
Baseline contract value	£58,903.97

**ACCESS**

	Contract	England and Wales
24 month ratio of assessments to patient IDs	1.00	1.10

**ACTIVITY**


Month	Adjusted Scheduled Activity (UOA)	
	2016	2017
April	0	0
May	0	0
June	0	0
July	21	0
August	21	21
September	21	21
October	42	
November	42	
December	42	
January	42	
February	67	
March	67	
April	109	
May	109	
June	109	

**QUALITY**

	Contract Quantity	Contract Base Number	Contract *	Region	England
% of all assessments that were assess and fit appliances (rolling 12 month period)	6	6	100.0%	53.0%	54.1%
% of all assessments that were assess and refuse (rolling 12 month period)	0	6	0.0%	11.7%	12.4%
% of all assessments that were assess and review (rolling 12 month period)	0	6	0.0%	35.3%	33.5%
% of terminated courses where treatment was abandoned or discontinued (rolling 12 month period)	0	7	0.0%	8.5%	7.2%
% of completed treatments indicating that PAR score was taken (year to date)	1	1	100.0%	58.7%	58.9%
Rate of removable appliances per 100 fixed appliances - proposed treatment (rolling 12 month period)	1	8	12.50	6.99	5.66
Rate of removable appliances per 100 fixed appliances - completed treatment (rolling 12 month period)	0	0	N/A	6.41	4.88
% of courses of treatment with removable appliances only - proposed treatment (rolling 12 month period)	1	6	16.7%	2.5%	2.1%
% of courses of treatment with removable appliances only - completed treatment (rolling 12 month period)	0	7	0.0%	1.8%	1.5%
% of patients satisfied with the treatment they have received (rolling 12 month period)	0	0	N/A	95.6%	95.7%

\* Figures in italics indicate that the base number is less than 100.

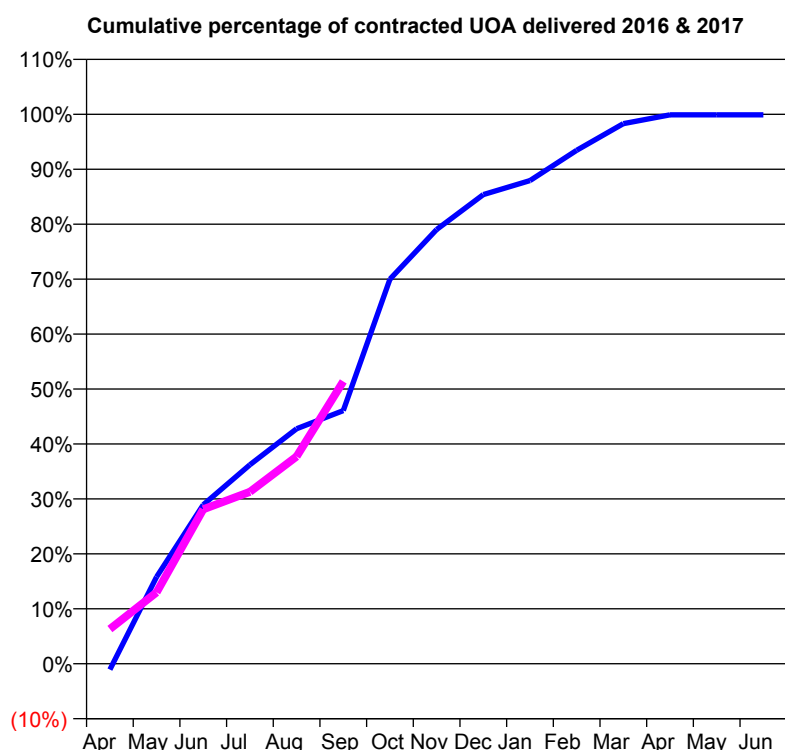
**Q60 - Vital Signs Orthodontic At a Glance Contract Report for 927201/0001 - September 2016**

Name or company name	MR N AHMED
Contract type name	GDS Contract
Purpose of contract	General and Orthodontic
Contract start date	01/04/2006
Contract end date	

16/17 Contracted general activity (UDA)	17,660
Carry forward general activity (UDA)	0
16/17 Contracted orthodontic activity (UOA)	2,688
Carry forward orthodontic activity (UOA)	0
Baseline contract value	£590,880.36

**ACCESS**

	Contract	England and Wales
24 month ratio of assessments to patient IDs	1.05	1.10

**ACTIVITY**


Month	Adjusted Scheduled Activity (UOA)	
	2016	2017
April	-29	170
May	425	349
June	778	756
July	974	841
August	1,150	1,014
September	1,238	1,381
October	1,881	
November	2,124	
December	2,295	
January	2,363	
February	2,511	
March	2,642	
April	2,685	
May	2,685	
June	2,685	

**QUALITY**

	Contract Quantity	Contract Base Number	Contract *	Region	England
% of all assessments that were assess and fit appliances (rolling 12 month period)	131	192	68.2%	53.0%	54.1%
% of all assessments that were assess and refuse (rolling 12 month period)	12	192	6.3%	11.7%	12.4%
% of all assessments that were assess and review (rolling 12 month period)	49	192	25.5%	35.3%	33.5%
% of terminated courses where treatment was abandoned or discontinued (rolling 12 month period)	15	270	5.6%	8.5%	7.2%
% of completed treatments indicating that PAR score was taken (year to date)	70	100	70.0%	58.7%	58.9%
Rate of removable appliances per 100 fixed appliances - proposed treatment (rolling 12 month period)	20	252	7.94	6.99	5.66
Rate of removable appliances per 100 fixed appliances - completed treatment (rolling 12 month period)	41	488	8.40	6.41	4.88
% of courses of treatment with removable appliances only - proposed treatment (rolling 12 month period)	1	131	0.8%	2.5%	2.1%
% of courses of treatment with removable appliances only - completed treatment (rolling 12 month period)	0	255	0.0%	1.8%	1.5%
% of patients satisfied with the treatment they have received (rolling 12 month period)	4	5	80.0%	95.6%	95.7%

\* Figures in italics indicate that the base number is less than 100.

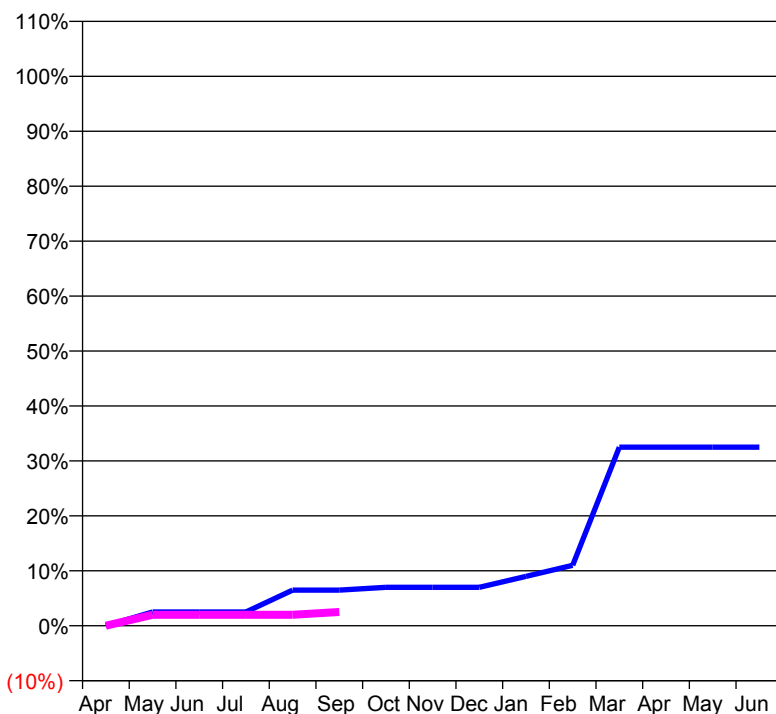
**Q60 - Vital Signs Orthodontic At a Glance Contract Report for 927724/0003 - September 2016**

Name or company name	MR SS DEHAL
Contract type name	GDS Contract
Purpose of contract	General and Orthodontic
Contract start date	01/06/2008
Contract end date	

16/17 Contracted general activity (UDA)	5,493
Carry forward general activity (UDA)	1
16/17 Contracted orthodontic activity (UOA)	200
Carry forward orthodontic activity (UOA)	0
Baseline contract value	£146,660.43

**ACCESS**

	Contract	England and Wales
24 month ratio of assessments to patient IDs	1.00	1.10

**ACTIVITY**
**Cumulative percentage of contracted UOA delivered 2016 & 2017**

**Adjusted Scheduled Activity (UOA)**

Month	2016	2017
April	0	0
May	5	4
June	5	4
July	5	4
August	13	4
September	13	5
October	14	
November	14	
December	14	
January	18	
February	22	
March	65	
April	65	
May	65	
June	65	

**QUALITY**

	Contract Quantity	Contract Base Number	Contract *	Region	England
% of all assessments that were assess and fit appliances (rolling 12 month period)	5	8	62.5%	53.0%	54.1%
% of all assessments that were assess and refuse (rolling 12 month period)	1	8	12.5%	11.7%	12.4%
% of all assessments that were assess and review (rolling 12 month period)	2	8	25.0%	35.3%	33.5%
% of terminated courses where treatment was abandoned or discontinued (rolling 12 month period)	1	4	25.0%	8.5%	7.2%
% of completed treatments indicating that PAR score was taken (year to date)	1	2	50.0%	58.7%	58.9%
Rate of removable appliances per 100 fixed appliances - proposed treatment (rolling 12 month period)	5	0	N/A	6.99	5.66
Rate of removable appliances per 100 fixed appliances - completed treatment (rolling 12 month period)	3	0	N/A	6.41	4.88
% of courses of treatment with removable appliances only - proposed treatment (rolling 12 month period)	5	5	100.0%	2.5%	2.1%
% of courses of treatment with removable appliances only - completed treatment (rolling 12 month period)	3	3	100.0%	1.8%	1.5%
% of patients satisfied with the treatment they have received (rolling 12 month period)	0	0	N/A	95.6%	95.7%

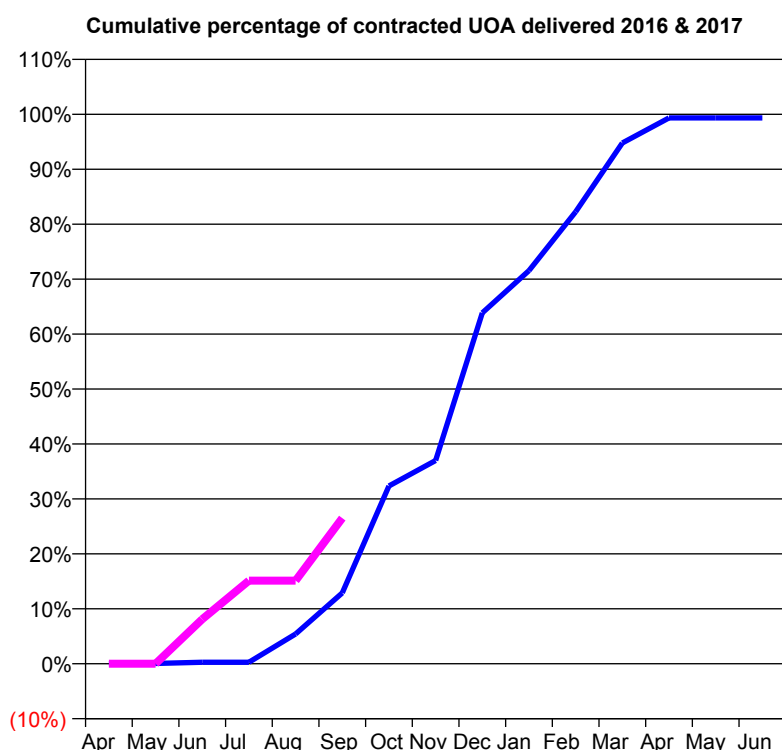
\* Figures in italics indicate that the base number is less than 100.

**Q61 - Vital Signs Orthodontic At a Glance Contract Report for 101370/0143 - September 2016**

Name or company name	Petrie Tucker & Partners Ltd	16/17 Contracted general activity (UDA)	18,993
Contract type name	GDS Contract	Carry forward general activity (UDA)	0
Purpose of contract	General and Orthodontic	16/17 Contracted orthodontic activity (UOA)	1,381
Contract start date	01/04/2015	Carry forward orthodontic activity (UOA)	0
Contract end date		Baseline contract value	£559,037.26

**ACCESS**

	Contract	England and Wales
24 month ratio of assessments to patient IDs	1.04	1.10

**ACTIVITY**


Month	Adjusted Scheduled Activity (UOA)	
	2016	2017
April	0	0
May	1	0
June	4	112
July	4	209
August	75	209
September	178	366
October	447	
November	511	
December	882	
January	988	
February	1,136	
March	1,309	
April	1,372	
May	1,372	
June	1,372	

**QUALITY**

	Contract Quantity	Contract Base Number	Contract *	Region	England
% of all assessments that were assess and fit appliances (rolling 12 month period)	72	138	52.2%	54.4%	54.1%
% of all assessments that were assess and refuse (rolling 12 month period)	23	138	16.7%	14.9%	12.4%
% of all assessments that were assess and review (rolling 12 month period)	43	138	31.2%	30.7%	33.5%
% of terminated courses where treatment was abandoned or discontinued (rolling 12 month period)	2	2	100.0%	6.4%	7.2%
% of completed treatments indicating that PAR score was taken (year to date)	0	0	N/A	67.6%	58.9%
Rate of removable appliances per 100 fixed appliances - proposed treatment (rolling 12 month period)	0	133	0.00	4.21	5.66
Rate of removable appliances per 100 fixed appliances - completed treatment (rolling 12 month period)	0	0	N/A	3.90	4.88
% of courses of treatment with removable appliances only - proposed treatment (rolling 12 month period)	0	72	0.0%	2.0%	2.1%
% of courses of treatment with removable appliances only - completed treatment (rolling 12 month period)	0	0	N/A	1.7%	1.5%
% of patients satisfied with the treatment they have received (rolling 12 month period)	1	1	100.0%	93.0%	95.7%

\* Figures in italics indicate that the base number is less than 100.

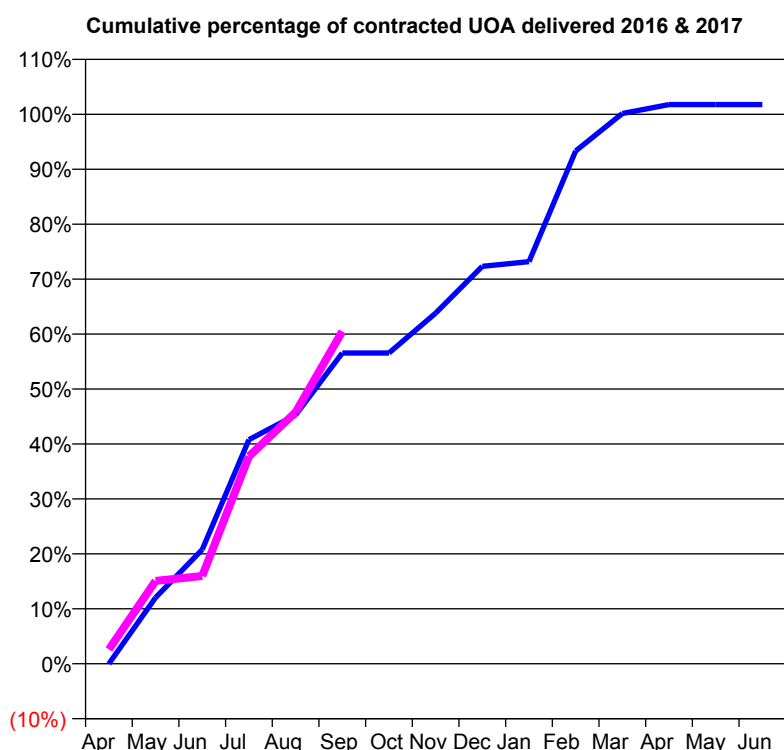
**Q61 - Vital Signs Orthodontic At a Glance Contract Report for 109061/0001 - September 2016**

Name or company name	Davidoff Dental Practice
Contract type name	GDS Contract
Purpose of contract	General and Orthodontic
Contract start date	23/11/2012
Contract end date	

16/17 Contracted general activity (UDA)	14,478
Carry forward general activity (UDA)	0
16/17 Contracted orthodontic activity (UOA)	1,420
Carry forward orthodontic activity (UOA)	0
Baseline contract value	£514,041.94

**ACCESS**

	Contract	England and Wales
24 month ratio of assessments to patient IDs	1.19	1.10

**ACTIVITY**


Month	Adjusted Scheduled Activity (UOA)	
	2016	2017
April	0	37
May	171	214
June	295	227
July	579	536
August	643	650
September	803	859
October	803	
November	906	
December	1,027	
January	1,039	
February	1,325	
March	1,422	
April	1,445	
May	1,445	
June	1,445	

**QUALITY**

	Contract Quantity	Contract Base Number	Contract *	Region	England
% of all assessments that were assess and fit appliances (rolling 12 month period)	56	428	13.1%	54.4%	54.1%
% of all assessments that were assess and refuse (rolling 12 month period)	100	428	23.4%	14.9%	12.4%
% of all assessments that were assess and review (rolling 12 month period)	272	428	63.6%	30.7%	33.5%
% of terminated courses where treatment was abandoned or discontinued (rolling 12 month period)	5	50	10.0%	6.4%	7.2%
% of completed treatments indicating that PAR score was taken (year to date)	29	29	100.0%	67.6%	58.9%
Rate of removable appliances per 100 fixed appliances - proposed treatment (rolling 12 month period)	2	108	1.85	4.21	5.66
Rate of removable appliances per 100 fixed appliances - completed treatment (rolling 12 month period)	1	87	1.15	3.90	4.88
% of courses of treatment with removable appliances only - proposed treatment (rolling 12 month period)	2	56	3.6%	2.0%	2.1%
% of courses of treatment with removable appliances only - completed treatment (rolling 12 month period)	1	45	2.2%	1.7%	1.5%
% of patients satisfied with the treatment they have received (rolling 12 month period)	1	1	100.0%	93.0%	95.7%

\* Figures in italics indicate that the base number is less than 100.

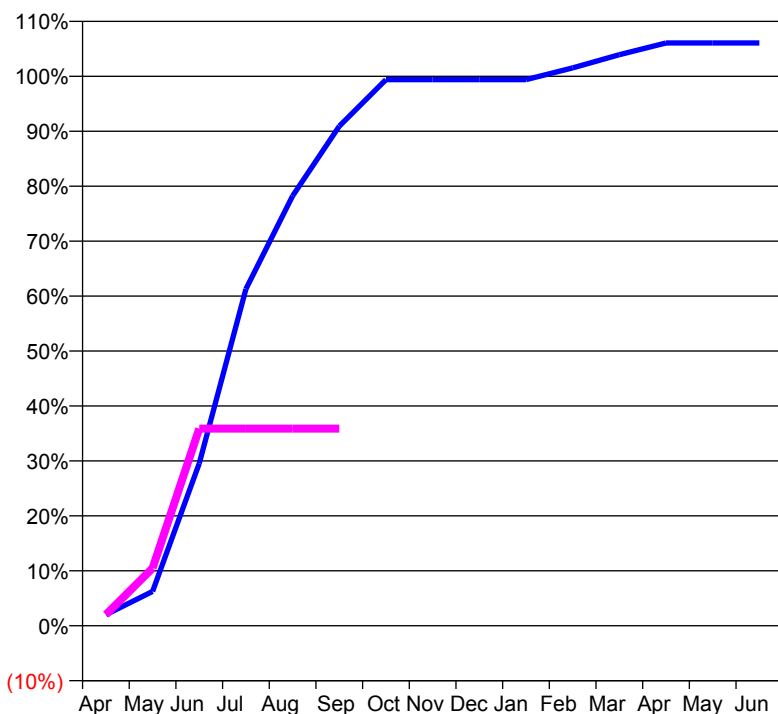
**Q61 - Vital Signs Orthodontic At a Glance Contract Report for 109177/0001 - September 2016**

Name or company name	The Orthodontic Gallery
Contract type name	PDS Contract
Purpose of contract	Orthodontic
Contract start date	01/09/2007
Contract end date	31/03/2017

16/17 Contracted general activity (UDA)	0
Carry forward general activity (UDA)	0
16/17 Contracted orthodontic activity (UOA)	992
Carry forward orthodontic activity (UOA)	-20
Baseline contract value	£66,629.23

**ACCESS**

	Contract	England and Wales
24 month ratio of assessments to patient IDs	1.04	1.10

**ACTIVITY**
**Cumulative percentage of contracted UOA delivered 2016 & 2017**

**Adjusted Scheduled Activity (UOA)**

Month	2016	2017
April	20	20
May	62	104
June	293	356
July	608	356
August	776	356
September	902	356
October	986	
November	986	
December	986	
January	986	
February	1,007	
March	1,031	
April	1,052	
May	1,052	
June	1,052	

**QUALITY**

	Contract Quantity	Contract Base Number	Contract *	Region	England
% of all assessments that were assess and fit appliances (rolling 12 month period)	22	47	46.8%	54.4%	54.1%
% of all assessments that were assess and refuse (rolling 12 month period)	0	47	0.0%	14.9%	12.4%
% of all assessments that were assess and review (rolling 12 month period)	25	47	53.2%	30.7%	33.5%
% of terminated courses where treatment was abandoned or discontinued (rolling 12 month period)	0	27	0.0%	6.4%	7.2%
% of completed treatments indicating that PAR score was taken (year to date)	9	9	100.0%	67.6%	58.9%
Rate of removable appliances per 100 fixed appliances - proposed treatment (rolling 12 month period)	0	34	0.00	4.21	5.66
Rate of removable appliances per 100 fixed appliances - completed treatment (rolling 12 month period)	2	54	3.70	3.90	4.88
% of courses of treatment with removable appliances only - proposed treatment (rolling 12 month period)	0	22	0.0%	2.0%	2.1%
% of courses of treatment with removable appliances only - completed treatment (rolling 12 month period)	0	27	0.0%	1.7%	1.5%
% of patients satisfied with the treatment they have received (rolling 12 month period)	0	0	N/A	93.0%	95.7%

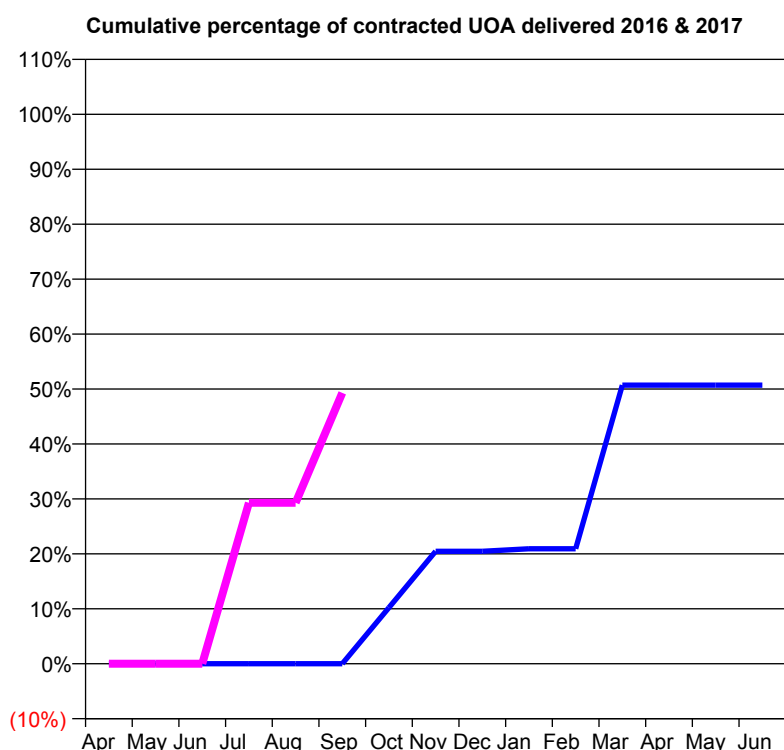
\* Figures in italics indicate that the base number is less than 100.

**Q61 - Vital Signs Orthodontic At a Glance Contract Report for 109665/0001 - September 2016**

Name or company name	Woodford Dental Care	16/17 Contracted general activity (UDA)	15,510
Contract type name	Pilot Contract	Carry forward general activity (UDA)	0
Purpose of contract	General and Orthodontic	16/17 Contracted orthodontic activity (UOA)	215
Contract start date	01/11/2006	Carry forward orthodontic activity (UOA)	0
Contract end date		Baseline contract value	£530,745.20

**ACCESS**

	Contract	England and Wales
24 month ratio of assessments to patient IDs	1.07	1.10

**ACTIVITY**


Month	Adjusted Scheduled Activity (UOA)	
	2016	2017
April	0	0
May	0	0
June	0	0
July	0	63
August	0	63
September	0	106
October	22	
November	44	
December	44	
January	45	
February	45	
March	109	
April	109	
May	109	
June	109	

**QUALITY**

	Contract Quantity	Contract Base Number	Contract *	Region	England
% of all assessments that were assess and fit appliances (rolling 12 month period)	11	16	68.8%	54.4%	54.1%
% of all assessments that were assess and refuse (rolling 12 month period)	2	16	12.5%	14.9%	12.4%
% of all assessments that were assess and review (rolling 12 month period)	3	16	18.8%	30.7%	33.5%
% of terminated courses where treatment was abandoned or discontinued (rolling 12 month period)	0	3	0.0%	6.4%	7.2%
% of completed treatments indicating that PAR score was taken (year to date)	0	3	0.0%	67.6%	58.9%
Rate of removable appliances per 100 fixed appliances - proposed treatment (rolling 12 month period)	0	1	0.00	4.21	5.66
Rate of removable appliances per 100 fixed appliances - completed treatment (rolling 12 month period)	0	0	N/A	3.90	4.88
% of courses of treatment with removable appliances only - proposed treatment (rolling 12 month period)	0	11	0.0%	2.0%	2.1%
% of courses of treatment with removable appliances only - completed treatment (rolling 12 month period)	0	3	0.0%	1.7%	1.5%
% of patients satisfied with the treatment they have received (rolling 12 month period)	0	0	N/A	93.0%	95.7%

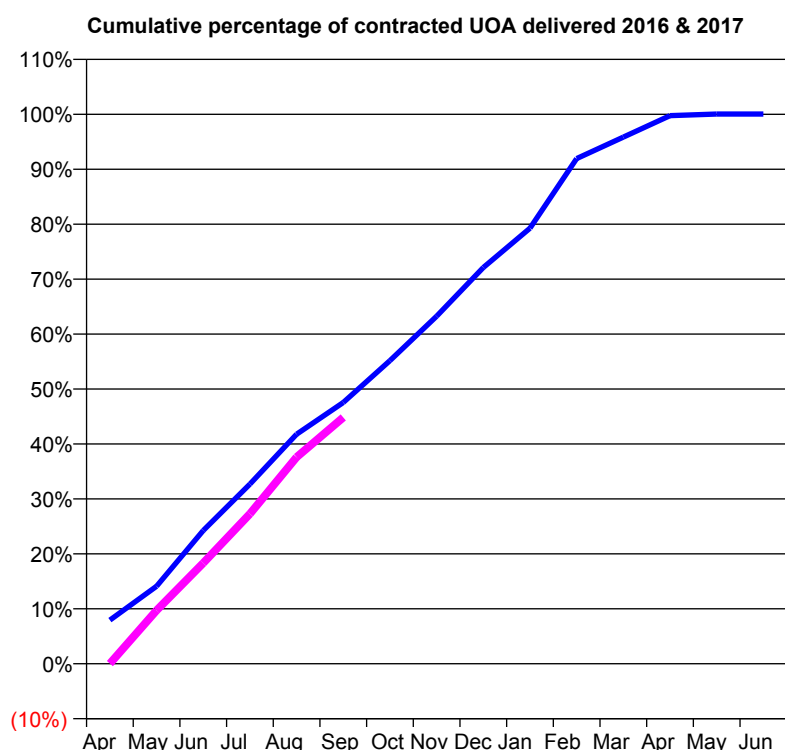
\* Figures in italics indicate that the base number is less than 100.

**Q61 - Vital Signs Orthodontic At a Glance Contract Report for 114200/0001 - September 2016**

Name or company name	Share a Smile Limited	16/17 Contracted general activity (UDA)	0
Contract type name	PDS Contract	Carry forward general activity (UDA)	0
Purpose of contract	Orthodontic	16/17 Contracted orthodontic activity (UOA)	11,779
Contract start date	01/04/2008	Carry forward orthodontic activity (UOA)	-4
Contract end date	31/03/2019	Baseline contract value	£763,817.13

**ACCESS**

	Contract	England and Wales
24 month ratio of assessments to patient IDs	1.03	1.10

**ACTIVITY**


Month	Adjusted Scheduled Activity (UOA)	
	2016	2017
April	936	4
May	1,663	1,144
June	2,857	2,160
July	3,851	3,214
August	4,921	4,429
September	5,602	5,282
October	6,498	
November	7,449	
December	8,495	
January	9,338	
February	10,828	
March	11,290	
April	11,749	
May	11,783	
June	11,783	

**QUALITY**

	Contract Quantity	Contract Base Number	Contract *	Region	England
% of all assessments that were assess and fit appliances (rolling 12 month period)	538	971	55.4%	54.4%	54.1%
% of all assessments that were assess and refuse (rolling 12 month period)	168	971	17.3%	14.9%	12.4%
% of all assessments that were assess and review (rolling 12 month period)	265	971	27.3%	30.7%	33.5%
% of terminated courses where treatment was abandoned or discontinued (rolling 12 month period)	46	602	7.6%	6.4%	7.2%
% of completed treatments indicating that PAR score was taken (year to date)	246	250	98.4%	67.6%	58.9%
Rate of removable appliances per 100 fixed appliances - proposed treatment (rolling 12 month period)	43	1,036	4.15	4.21	5.66
Rate of removable appliances per 100 fixed appliances - completed treatment (rolling 12 month period)	41	1,075	3.81	3.90	4.88
% of courses of treatment with removable appliances only - proposed treatment (rolling 12 month period)	19	538	3.5%	2.0%	2.1%
% of courses of treatment with removable appliances only - completed treatment (rolling 12 month period)	16	556	2.9%	1.7%	1.5%
% of patients satisfied with the treatment they have received (rolling 12 month period)	10	10	100.0%	93.0%	95.7%

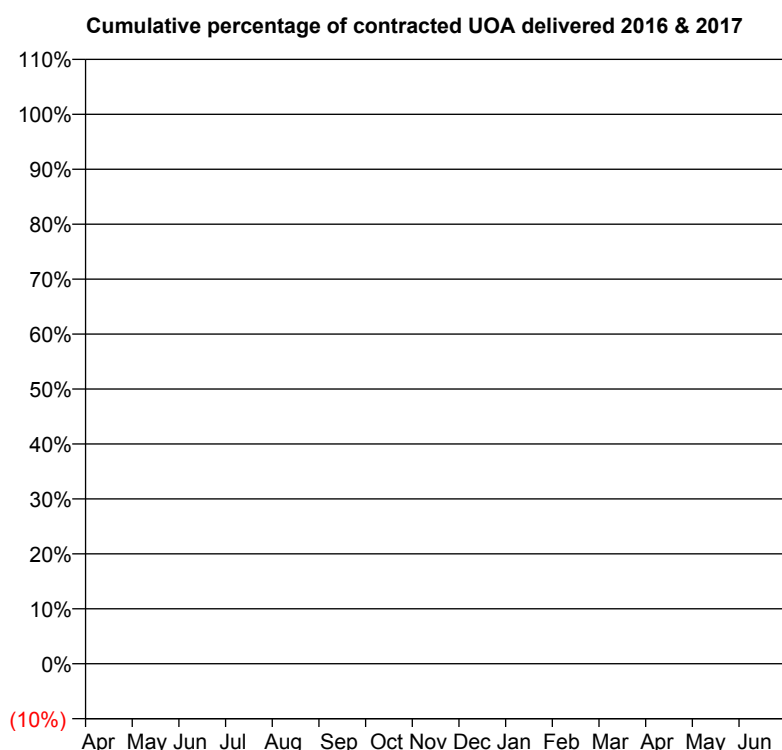
\* Figures in italics indicate that the base number is less than 100.



**Q61 - Vital Signs Orthodontic At a Glance Contract Report for 117404/0001 - September 2016**

Name or company name	Barnet Community Dental Services	16/17 Contracted general activity (UDA)	0
Contract type name	PDS Contract	Carry forward general activity (UDA)	0
Purpose of contract	General	16/17 Contracted orthodontic activity (UOA)	0
Contract start date	01/05/2013	Carry forward orthodontic activity (UOA)	0
Contract end date		Baseline contract value	£0.00

ACCESS	Contract	England and Wales
24 month ratio of assessments to patient IDs	1.00	1.10

**ACTIVITY**


Month	Adjusted Scheduled Activity (UOA)	
	2016	2017
April	0	0
May	0	21
June	0	21
July	1	21
August	1	63
September	3	63
October	3	
November	3	
December	5	
January	5	
February	5	
March	6	
April	6	
May	27	
June	27	

QUALITY	Contract Quantity	Contract Base Number	Contract *	Region	England
% of all assessments that were assess and fit appliances (rolling 12 month period)	4	7	57.1%	54.4%	54.1%
% of all assessments that were assess and refuse (rolling 12 month period)	0	7	0.0%	14.9%	12.4%
% of all assessments that were assess and review (rolling 12 month period)	3	7	42.9%	30.7%	33.5%
% of terminated courses where treatment was abandoned or discontinued (rolling 12 month period)	0	5	0.0%	6.4%	7.2%
% of completed treatments indicating that PAR score was taken (year to date)	3	3	100.0%	67.6%	58.9%
Rate of removable appliances per 100 fixed appliances - proposed treatment (rolling 12 month period)	0	4	0.00	4.21	5.66
Rate of removable appliances per 100 fixed appliances - completed treatment (rolling 12 month period)	0	0	N/A	3.90	4.88
% of courses of treatment with removable appliances only - proposed treatment (rolling 12 month period)	0	4	0.0%	2.0%	2.1%
% of courses of treatment with removable appliances only - completed treatment (rolling 12 month period)	0	5	0.0%	1.7%	1.5%
% of patients satisfied with the treatment they have received (rolling 12 month period)	0	0	N/A	93.0%	95.7%

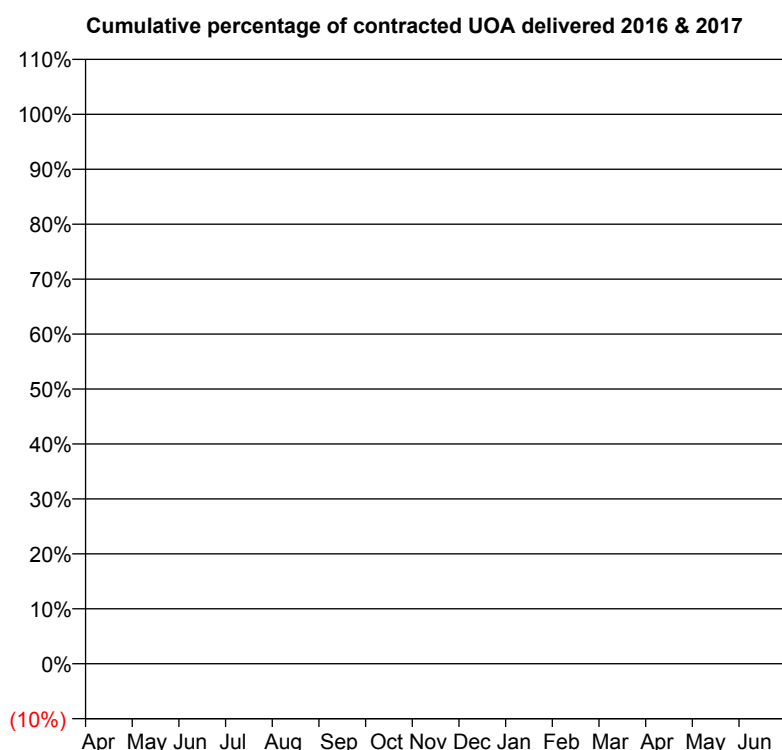
\* Figures in italics indicate that the base number is less than 100.

**Q61 - Vital Signs Orthodontic At a Glance Contract Report for 117404/0004 - September 2016**

Name or company name	Barnet Community Dental Services	16/17 Contracted general activity (UDA)	0
Contract type name	PDS Contract	Carry forward general activity (UDA)	0
Purpose of contract	General	16/17 Contracted orthodontic activity (UOA)	0
Contract start date	01/05/2013	Carry forward orthodontic activity (UOA)	0
Contract end date		Baseline contract value	£0.00

**ACCESS**

	Contract	England and Wales
24 month ratio of assessments to patient IDs	1.20	1.10

**ACTIVITY**


Adjusted Scheduled Activity (UOA)		
Month	2016	2017
April	0	0
May	32	32
June	33	82
July	73	94
August	102	103
September	106	103
October	106	
November	106	
December	180	
January	180	
February	215	
March	223	
April	223	
May	230	
June	230	

**QUALITY**

	Contract Quantity	Contract Base Number	Contract *	Region	England
% of all assessments that were assess and fit appliances (rolling 12 month period)	7	108	6.5%	54.4%	54.1%
% of all assessments that were assess and refuse (rolling 12 month period)	27	108	25.0%	14.9%	12.4%
% of all assessments that were assess and review (rolling 12 month period)	74	108	68.5%	30.7%	33.5%
% of terminated courses where treatment was abandoned or discontinued (rolling 12 month period)	0	7	0.0%	6.4%	7.2%
% of completed treatments indicating that PAR score was taken (year to date)	4	4	100.0%	67.6%	58.9%
Rate of removable appliances per 100 fixed appliances - proposed treatment (rolling 12 month period)	2	6	33.33	4.21	5.66
Rate of removable appliances per 100 fixed appliances - completed treatment (rolling 12 month period)	0	0	N/A	3.90	4.88
% of courses of treatment with removable appliances only - proposed treatment (rolling 12 month period)	2	7	28.6%	2.0%	2.1%
% of courses of treatment with removable appliances only - completed treatment (rolling 12 month period)	0	7	0.0%	1.7%	1.5%
% of patients satisfied with the treatment they have received (rolling 12 month period)	0	0	N/A	93.0%	95.7%

\* Figures in italics indicate that the base number is less than 100.

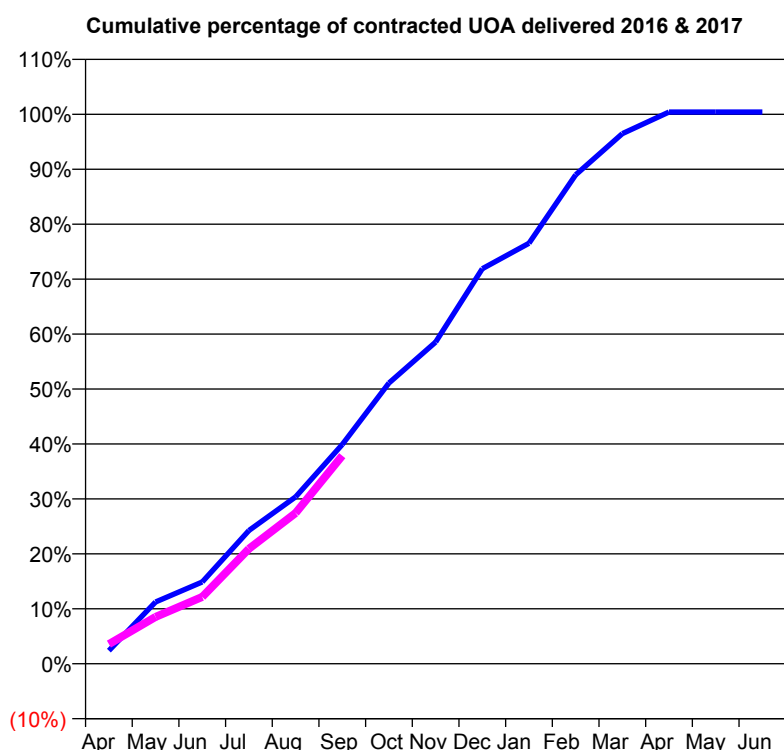
**Q61 - Vital Signs Orthodontic At a Glance Contract Report for 136263/0001 - September 2016**

Name or company name	Barnet Orthodontic Practice Ltd
Contract type name	PDS Contract
Purpose of contract	Orthodontic
Contract start date	01/06/2012
Contract end date	31/03/2018

16/17 Contracted general activity (UDA)	0
Carry forward general activity (UDA)	0
16/17 Contracted orthodontic activity (UOA)	5,222
Carry forward orthodontic activity (UOA)	-22
Baseline contract value	£347,950.86

**ACCESS**

	Contract	England and Wales
24 month ratio of assessments to patient IDs	1.03	1.10

**ACTIVITY**


Month	Adjusted Scheduled Activity (UOA)	
	2016	2017
April	125	187
May	587	445
June	777	636
July	1,267	1,093
August	1,586	1,433
September	2,084	1,978
October	2,668	
November	3,058	
December	3,754	
January	3,996	
February	4,647	
March	5,038	
April	5,243	
May	5,244	
June	5,244	

**QUALITY**

	Contract Quantity	Contract Base Number	Contract *	Region	England
% of all assessments that were assess and fit appliances (rolling 12 month period)	234	638	36.7%	54.4%	54.1%
% of all assessments that were assess and refuse (rolling 12 month period)	129	638	20.2%	14.9%	12.4%
% of all assessments that were assess and review (rolling 12 month period)	275	638	43.1%	30.7%	33.5%
% of terminated courses where treatment was abandoned or discontinued (rolling 12 month period)	17	232	7.3%	6.4%	7.2%
% of completed treatments indicating that PAR score was taken (year to date)	24	88	27.3%	67.6%	58.9%
Rate of removable appliances per 100 fixed appliances - proposed treatment (rolling 12 month period)	34	429	7.93	4.21	5.66
Rate of removable appliances per 100 fixed appliances - completed treatment (rolling 12 month period)	20	404	4.95	3.90	4.88
% of courses of treatment with removable appliances only - proposed treatment (rolling 12 month period)	9	234	3.8%	2.0%	2.1%
% of courses of treatment with removable appliances only - completed treatment (rolling 12 month period)	6	215	2.8%	1.7%	1.5%
% of patients satisfied with the treatment they have received (rolling 12 month period)	3	3	100.0%	93.0%	95.7%

\* Figures in italics indicate that the base number is less than 100.

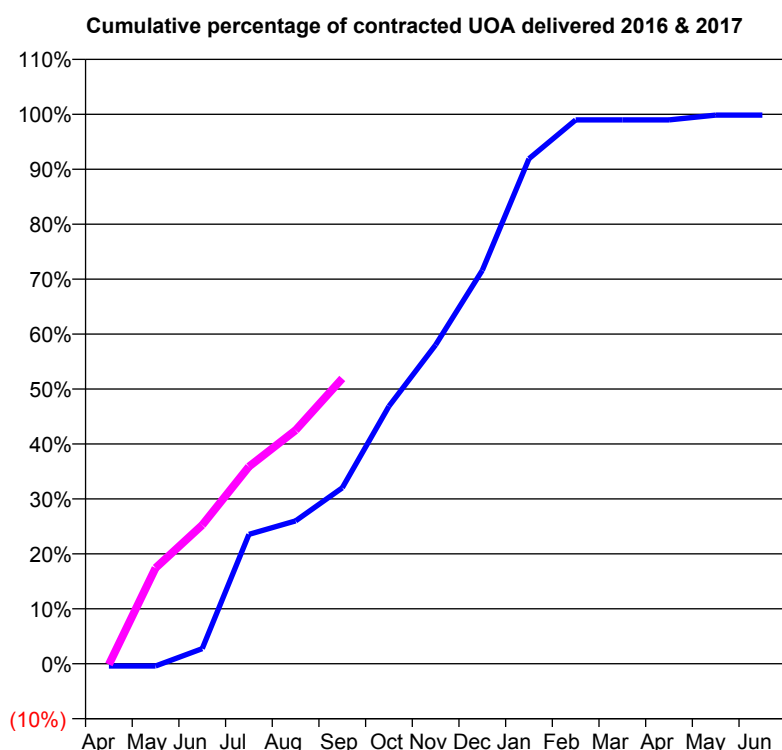
**Q61 - Vital Signs Orthodontic At a Glance Contract Report for 140252/0001 - September 2016**

Name or company name	Mrs S Talwar & Dr R Khera
Contract type name	GDS Contract
Purpose of contract	General and Orthodontic
Contract start date	10/01/2009
Contract end date	

16/17 Contracted general activity (UDA)	3,745
Carry forward general activity (UDA)	-75
16/17 Contracted orthodontic activity (UOA)	2,645
Carry forward orthodontic activity (UOA)	4
Baseline contract value	£269,840.52

**ACCESS**

	Contract	England and Wales
24 month ratio of assessments to patient IDs	1.09	1.10

**ACTIVITY**


Month	Adjusted Scheduled Activity (UOA)	
	2016	2017
April	-11	-4
May	-11	461
June	73	668
July	623	949
August	688	1,124
September	847	1,373
October	1,240	
November	1,535	
December	1,894	
January	2,431	
February	2,618	
March	2,618	
April	2,618	
May	2,641	
June	2,641	

**QUALITY**

	Contract Quantity	Contract Base Number	Contract *	Region	England
% of all assessments that were assess and fit appliances (rolling 12 month period)	157	239	65.7%	54.4%	54.1%
% of all assessments that were assess and refuse (rolling 12 month period)	21	239	8.8%	14.9%	12.4%
% of all assessments that were assess and review (rolling 12 month period)	61	239	25.5%	30.7%	33.5%
% of terminated courses where treatment was abandoned or discontinued (rolling 12 month period)	9	114	7.9%	6.4%	7.2%
% of completed treatments indicating that PAR score was taken (year to date)	22	60	36.7%	67.6%	58.9%
Rate of removable appliances per 100 fixed appliances - proposed treatment (rolling 12 month period)	1	308	0.32	4.21	5.66
Rate of removable appliances per 100 fixed appliances - completed treatment (rolling 12 month period)	2	207	0.97	3.90	4.88
% of courses of treatment with removable appliances only - proposed treatment (rolling 12 month period)	1	157	0.6%	2.0%	2.1%
% of courses of treatment with removable appliances only - completed treatment (rolling 12 month period)	0	105	0.0%	1.7%	1.5%
% of patients satisfied with the treatment they have received (rolling 12 month period)	2	2	100.0%	93.0%	95.7%

\* Figures in italics indicate that the base number is less than 100.

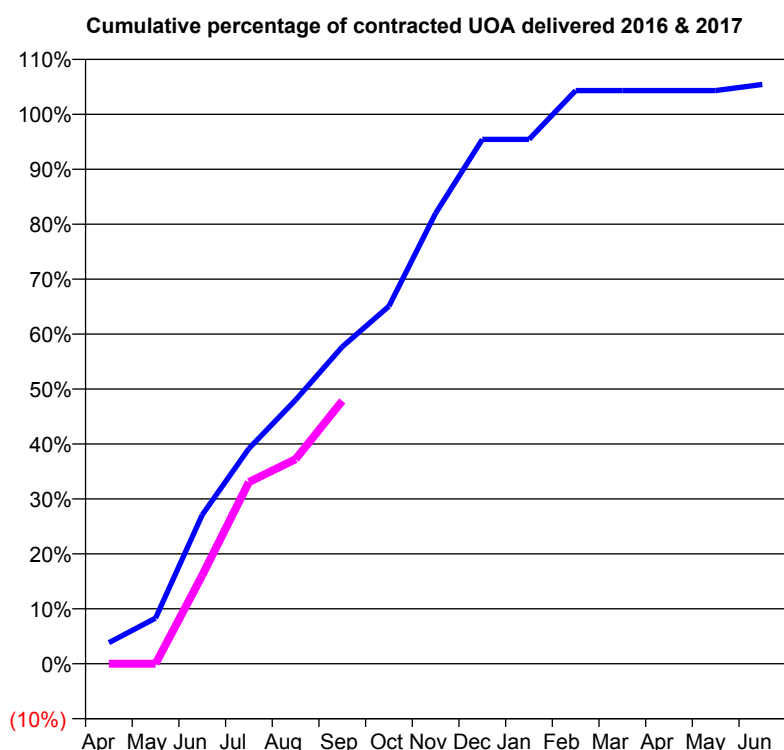
**Q61 - Vital Signs Orthodontic At a Glance Contract Report for 143693/0002 - September 2016**

Name or company name	Newham Family Dental Care Ltd
Contract type name	GDS Contract
Purpose of contract	Orthodontic
Contract start date	12/03/2008
Contract end date	

16/17 Contracted general activity (UDA)	30,063
Carry forward general activity (UDA)	0
16/17 Contracted orthodontic activity (UOA)	4,781
Carry forward orthodontic activity (UOA)	0
Baseline contract value	£1,694,351.41

**ACCESS**

	Contract	England and Wales
24 month ratio of assessments to patient IDs	1.13	1.10

**ACTIVITY**


Month	Adjusted Scheduled Activity (UOA)	
	2016	2017
April	184	0
May	397	0
June	1,297	770
July	1,873	1,581
August	2,295	1,780
September	2,758	2,287
October	3,111	
November	3,920	
December	4,562	
January	4,562	
February	4,987	
March	4,987	
April	4,987	
May	4,987	
June	5,040	

**QUALITY**

	Contract Quantity	Contract Base Number	Contract *	Region	England
% of all assessments that were assess and fit appliances (rolling 12 month period)	207	419	49.4%	54.4%	54.1%
% of all assessments that were assess and refuse (rolling 12 month period)	36	419	8.6%	14.9%	12.4%
% of all assessments that were assess and review (rolling 12 month period)	176	419	42.0%	30.7%	33.5%
% of terminated courses where treatment was abandoned or discontinued (rolling 12 month period)	5	121	4.1%	6.4%	7.2%
% of completed treatments indicating that PAR score was taken (year to date)	77	81	95.1%	67.6%	58.9%
Rate of removable appliances per 100 fixed appliances - proposed treatment (rolling 12 month period)	125	221	56.56	4.21	5.66
Rate of removable appliances per 100 fixed appliances - completed treatment (rolling 12 month period)	62	113	54.87	3.90	4.88
% of courses of treatment with removable appliances only - proposed treatment (rolling 12 month period)	0	207	0.0%	2.0%	2.1%
% of courses of treatment with removable appliances only - completed treatment (rolling 12 month period)	0	116	0.0%	1.7%	1.5%
% of patients satisfied with the treatment they have received (rolling 12 month period)	4	5	80.0%	93.0%	95.7%

\* Figures in italics indicate that the base number is less than 100.

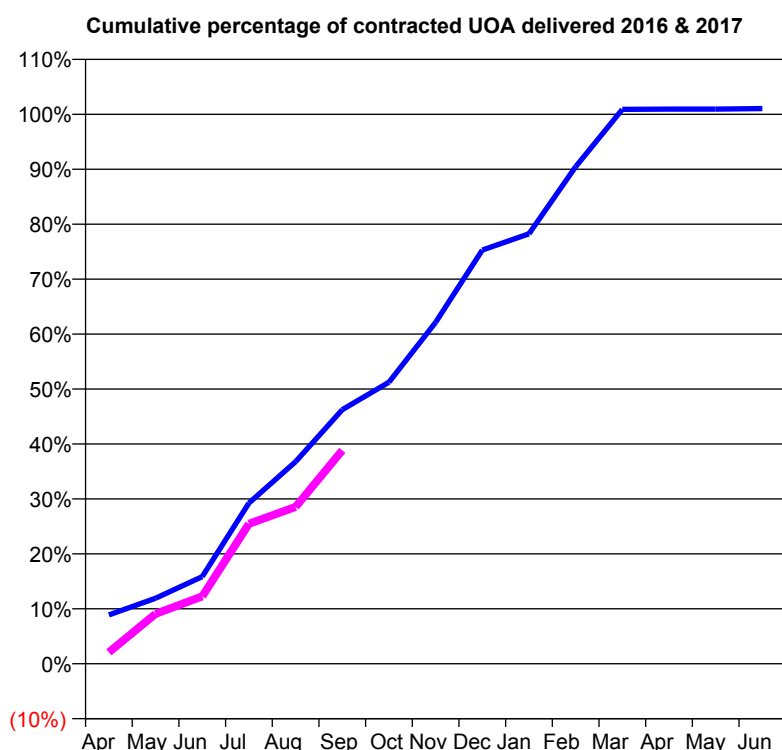
**Q61 - Vital Signs Orthodontic At a Glance Contract Report for 149578/0002 - September 2016**

Name or company name	Dentasmile Ltd
Contract type name	GDS Contract
Purpose of contract	Orthodontic
Contract start date	11/11/2012
Contract end date	31/03/2018

16/17 Contracted general activity (UDA)	0
Carry forward general activity (UDA)	0
16/17 Contracted orthodontic activity (UOA)	2,137
Carry forward orthodontic activity (UOA)	-22
Baseline contract value	£138,601.14

**ACCESS**

	Contract	England and Wales
24 month ratio of assessments to patient IDs	1.06	1.10

**ACTIVITY**


Month	Adjusted Scheduled Activity (UOA)	
	2016	2017
April	190	45
May	255	194
June	339	262
July	625	544
August	786	610
September	988	830
October	1,095	
November	1,328	
December	1,609	
January	1,672	
February	1,933	
March	2,156	
April	2,157	
May	2,157	
June	2,159	

**QUALITY**

	Contract Quantity	Contract Base Number	Contract *	Region	England
% of all assessments that were assess and fit appliances (rolling 12 month period)	92	164	56.1%	54.4%	54.1%
% of all assessments that were assess and refuse (rolling 12 month period)	37	164	22.6%	14.9%	12.4%
% of all assessments that were assess and review (rolling 12 month period)	35	164	21.3%	30.7%	33.5%
% of terminated courses where treatment was abandoned or discontinued (rolling 12 month period)	22	127	17.3%	6.4%	7.2%
% of completed treatments indicating that PAR score was taken (year to date)	36	43	83.7%	67.6%	58.9%
Rate of removable appliances per 100 fixed appliances - proposed treatment (rolling 12 month period)	6	158	3.80	4.21	5.66
Rate of removable appliances per 100 fixed appliances - completed treatment (rolling 12 month period)	3	165	1.82	3.90	4.88
% of courses of treatment with removable appliances only - proposed treatment (rolling 12 month period)	1	92	1.1%	2.0%	2.1%
% of courses of treatment with removable appliances only - completed treatment (rolling 12 month period)	0	105	0.0%	1.7%	1.5%
% of patients satisfied with the treatment they have received (rolling 12 month period)	2	2	100.0%	93.0%	95.7%

\* Figures in italics indicate that the base number is less than 100.

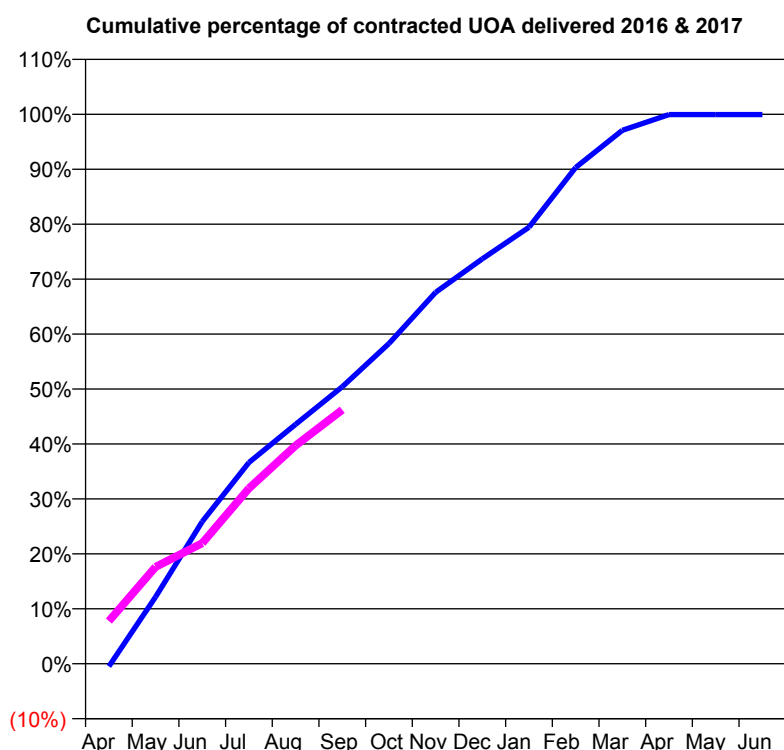
**Q61 - Vital Signs Orthodontic At a Glance Contract Report for 150525/0002 - September 2016**

Name or company name	The Nightingale Clinic
Contract type name	GDS Contract
Purpose of contract	Orthodontic
Contract start date	05/09/2014
Contract end date	31/03/2019

16/17 Contracted general activity (UDA)	0
Carry forward general activity (UDA)	0
16/17 Contracted orthodontic activity (UOA)	20,714
Carry forward orthodontic activity (UOA)	0
Baseline contract value	£1,374,578.05

**ACCESS**

	Contract	England and Wales
24 month ratio of assessments to patient IDs	1.02	1.10

**ACTIVITY**


Month	Adjusted Scheduled Activity (UOA)	
	2016	2017
April	-105	1,613
May	2,522	3,652
June	5,363	4,546
July	7,590	6,612
August	9,023	8,224
September	10,441	9,571
October	12,074	
November	14,002	
December	15,264	
January	16,457	
February	18,705	
March	20,109	
April	20,701	
May	20,701	
June	20,702	

**QUALITY**

	Contract Quantity	Contract Base Number	Contract *	Region	England
% of all assessments that were assess and fit appliances (rolling 12 month period)	925	1,393	66.4%	54.4%	54.1%
% of all assessments that were assess and refuse (rolling 12 month period)	219	1,393	15.7%	14.9%	12.4%
% of all assessments that were assess and review (rolling 12 month period)	249	1,393	17.9%	30.7%	33.5%
% of terminated courses where treatment was abandoned or discontinued (rolling 12 month period)	52	855	6.1%	6.4%	7.2%
% of completed treatments indicating that PAR score was taken (year to date)	255	395	64.6%	67.6%	58.9%
Rate of removable appliances per 100 fixed appliances - proposed treatment (rolling 12 month period)	39	1,827	2.13	4.21	5.66
Rate of removable appliances per 100 fixed appliances - completed treatment (rolling 12 month period)	11	1,558	0.71	3.90	4.88
% of courses of treatment with removable appliances only - proposed treatment (rolling 12 month period)	2	925	0.2%	2.0%	2.1%
% of courses of treatment with removable appliances only - completed treatment (rolling 12 month period)	1	803	0.1%	1.7%	1.5%
% of patients satisfied with the treatment they have received (rolling 12 month period)	21	21	100.0%	93.0%	95.7%

\* Figures in italics indicate that the base number is less than 100.

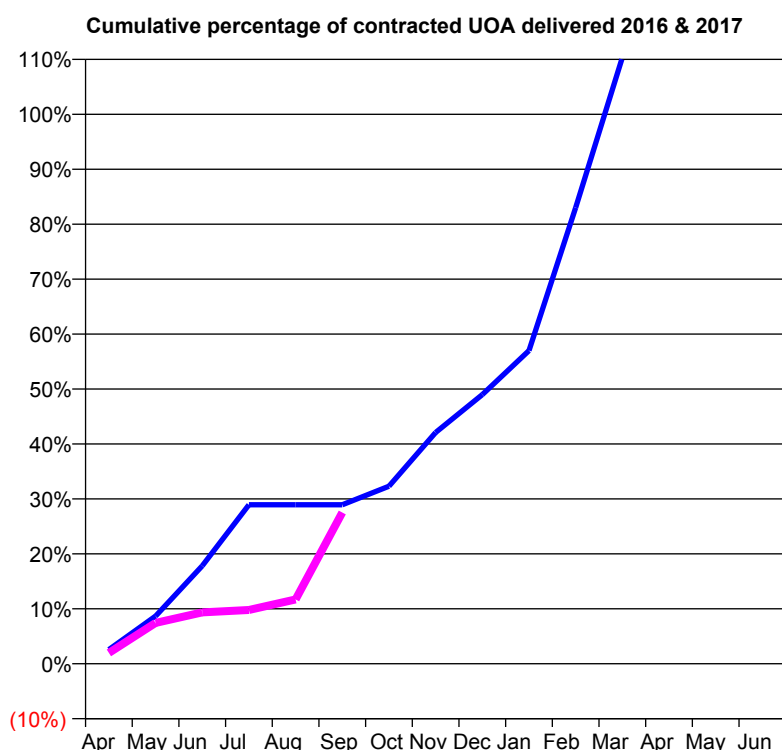
**Q61 - Vital Signs Orthodontic At a Glance Contract Report for 153710/0001 - September 2016**

Name or company name	Inspire Dental Dagenham Ltd
Contract type name	GDS Contract
Purpose of contract	General and Orthodontic
Contract start date	01/12/2007
Contract end date	

16/17 Contracted general activity (UDA)	28,268
Carry forward general activity (UDA)	288
16/17 Contracted orthodontic activity (UOA)	2,513
Carry forward orthodontic activity (UOA)	-50
Baseline contract value	£920,464.68

**ACCESS**

	Contract	England and Wales
24 month ratio of assessments to patient IDs	1.12	1.10

**ACTIVITY**


Month	Adjusted Scheduled Activity (UOA)	
	2016	2017
April	65	50
May	218	187
June	448	235
July	727	246
August	727	294
September	727	692
October	812	
November	1,058	
December	1,231	
January	1,432	
February	2,086	
March	2,772	
April	3,051	
May	3,051	
June	3,051	

**QUALITY**

	Contract Quantity	Contract Base Number	Contract *	Region	England
% of all assessments that were assess and fit appliances (rolling 12 month period)	140	320	43.8%	54.4%	54.1%
% of all assessments that were assess and refuse (rolling 12 month period)	63	320	19.7%	14.9%	12.4%
% of all assessments that were assess and review (rolling 12 month period)	117	320	36.6%	30.7%	33.5%
% of terminated courses where treatment was abandoned or discontinued (rolling 12 month period)	9	103	8.7%	6.4%	7.2%
% of completed treatments indicating that PAR score was taken (year to date)	0	21	0.0%	67.6%	58.9%
Rate of removable appliances per 100 fixed appliances - proposed treatment (rolling 12 month period)	32	243	13.17	4.21	5.66
Rate of removable appliances per 100 fixed appliances - completed treatment (rolling 12 month period)	1	0	N/A	3.90	4.88
% of courses of treatment with removable appliances only - proposed treatment (rolling 12 month period)	3	140	2.1%	2.0%	2.1%
% of courses of treatment with removable appliances only - completed treatment (rolling 12 month period)	1	94	1.1%	1.7%	1.5%
% of patients satisfied with the treatment they have received (rolling 12 month period)	3	4	75.0%	93.0%	95.7%

\* Figures in italics indicate that the base number is less than 100.



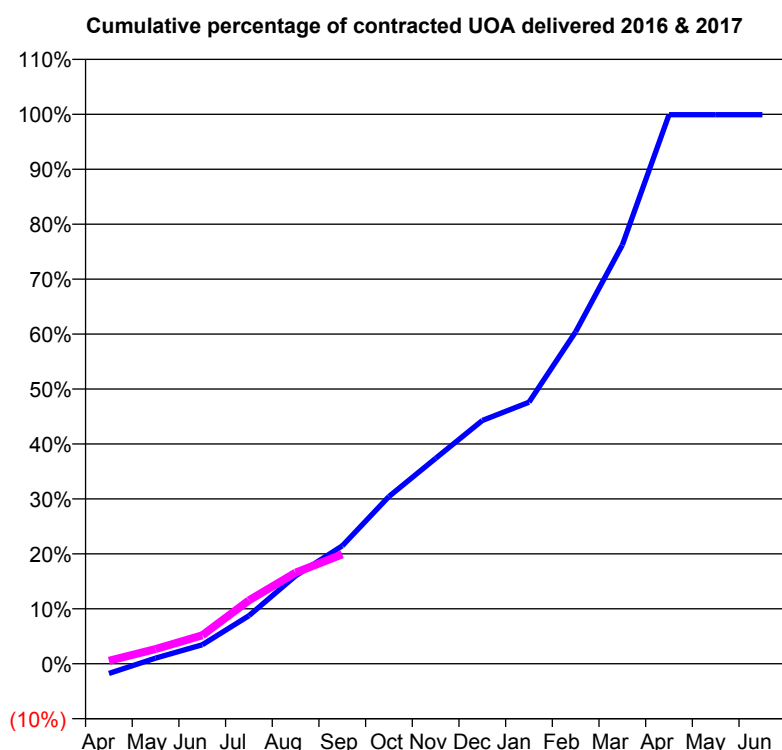
**Q61 - Vital Signs Orthodontic At a Glance Contract Report for 157597/0001 - September 2016**

Name or company name	Gaurav Madhok Orthodontics
Contract type name	PDS Contract
Purpose of contract	Orthodontic
Contract start date	01/02/2007
Contract end date	31/03/2019

16/17 Contracted general activity (UDA)	0
Carry forward general activity (UDA)	0
16/17 Contracted orthodontic activity (UOA)	8,664
Carry forward orthodontic activity (UOA)	8
Baseline contract value	£568,669.85

**ACCESS**

	Contract	England and Wales
24 month ratio of assessments to patient IDs	1.02	1.10

**ACTIVITY**


Month	Adjusted Scheduled Activity (UOA)	
	2016	2017
April	-154	47
May	89	233
June	300	448
July	757	1,000
August	1,387	1,438
September	1,859	1,725
October	2,637	-
November	3,239	-
December	3,835	-
January	4,125	-
February	5,235	-
March	6,602	-
April	8,658	-
May	8,658	-
June	8,656	-

**QUALITY**

	Contract Quantity	Contract Base Number	Contract *	Region	England
% of all assessments that were assess and fit appliances (rolling 12 month period)	390	876	44.5%	54.4%	54.1%
% of all assessments that were assess and refuse (rolling 12 month period)	147	876	16.8%	14.9%	12.4%
% of all assessments that were assess and review (rolling 12 month period)	339	876	38.7%	30.7%	33.5%
% of terminated courses where treatment was abandoned or discontinued (rolling 12 month period)	9	313	2.9%	6.4%	7.2%
% of completed treatments indicating that PAR score was taken (year to date)	136	153	88.9%	67.6%	58.9%
Rate of removable appliances per 100 fixed appliances - proposed treatment (rolling 12 month period)	6	767	0.78	4.21	5.66
Rate of removable appliances per 100 fixed appliances - completed treatment (rolling 12 month period)	6	596	1.01	3.90	4.88
% of courses of treatment with removable appliances only - proposed treatment (rolling 12 month period)	6	390	1.5%	2.0%	2.1%
% of courses of treatment with removable appliances only - completed treatment (rolling 12 month period)	4	304	1.3%	1.7%	1.5%
% of patients satisfied with the treatment they have received (rolling 12 month period)	9	10	90.0%	93.0%	95.7%

\* Figures in italics indicate that the base number is less than 100.

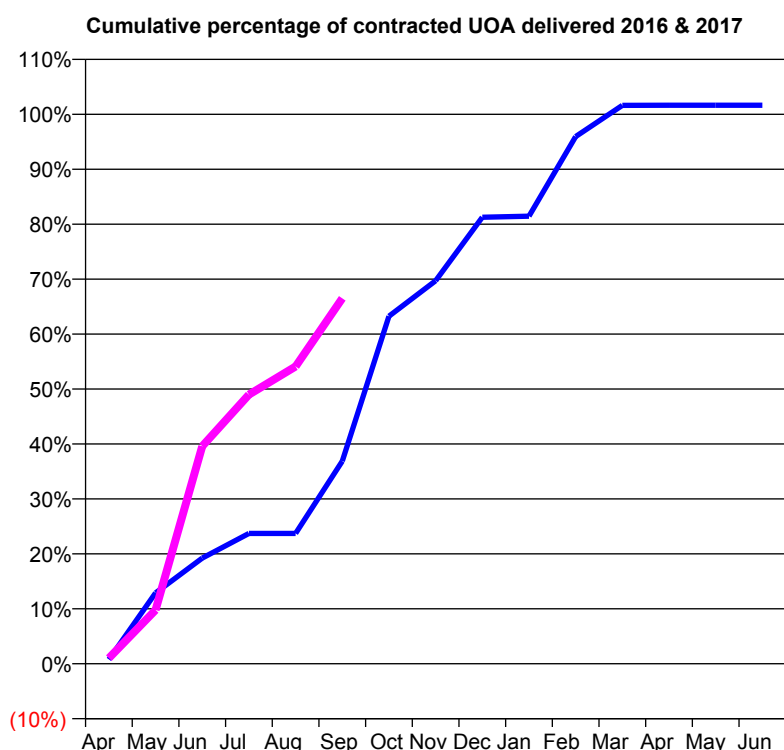
**Q61 - Vital Signs Orthodontic At a Glance Contract Report for 174122/0001 - September 2016**

Name or company name	Mr Matthew Power, Mrs Nicola Power and M
Contract type name	GDS Contract
Purpose of contract	General and Orthodontic
Contract start date	01/11/2010
Contract end date	

16/17 Contracted general activity (UDA)	529
Carry forward general activity (UDA)	0
16/17 Contracted orthodontic activity (UOA)	10,864
Carry forward orthodontic activity (UOA)	0
Baseline contract value	£753,484.84

**ACCESS**

	Contract	England and Wales
24 month ratio of assessments to patient IDs	1.00	1.10

**ACTIVITY**


Month	Adjusted Scheduled Activity (UOA)	
	2016	2017
April	86	112
May	1,402	1,065
June	2,089	4,301
July	2,576	5,322
August	2,576	5,878
September	4,006	7,225
October	6,872	
November	7,572	
December	8,827	
January	8,850	
February	10,423	
March	11,041	
April	11,042	
May	11,042	
June	11,043	

**QUALITY**

	Contract Quantity	Contract Base Number	Contract *	Region	England
% of all assessments that were assess and fit appliances (rolling 12 month period)	680	812	83.7%	54.4%	54.1%
% of all assessments that were assess and refuse (rolling 12 month period)	79	812	9.7%	14.9%	12.4%
% of all assessments that were assess and review (rolling 12 month period)	53	812	6.5%	30.7%	33.5%
% of terminated courses where treatment was abandoned or discontinued (rolling 12 month period)	18	347	5.2%	6.4%	7.2%
% of completed treatments indicating that PAR score was taken (year to date)	89	151	58.9%	67.6%	58.9%
Rate of removable appliances per 100 fixed appliances - proposed treatment (rolling 12 month period)	127	1,344	9.45	4.21	5.66
Rate of removable appliances per 100 fixed appliances - completed treatment (rolling 12 month period)	117	628	18.63	3.90	4.88
% of courses of treatment with removable appliances only - proposed treatment (rolling 12 month period)	8	680	1.2%	2.0%	2.1%
% of courses of treatment with removable appliances only - completed treatment (rolling 12 month period)	3	329	0.9%	1.7%	1.5%
% of patients satisfied with the treatment they have received (rolling 12 month period)	14	16	87.5%	93.0%	95.7%

\* Figures in italics indicate that the base number is less than 100.

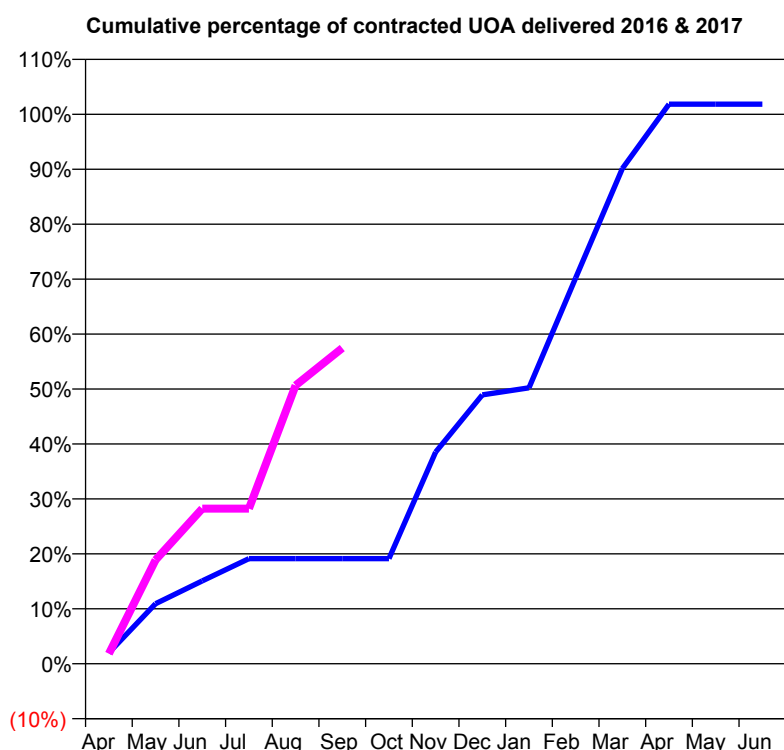
**Q61 - Vital Signs Orthodontic At a Glance Contract Report for 184837/0001 - September 2016**

Name or company name	Chadwell Heath Orthodontics
Contract type name	PDS Contract
Purpose of contract	Orthodontic
Contract start date	14/09/2007
Contract end date	31/03/2019

16/17 Contracted general activity (UDA)	0
Carry forward general activity (UDA)	0
16/17 Contracted orthodontic activity (UOA)	6,675
Carry forward orthodontic activity (UOA)	-123
Baseline contract value	£444,685.16

**ACCESS**

	Contract	England and Wales
24 month ratio of assessments to patient IDs	1.06	1.10

**ACTIVITY**


Month	Adjusted Scheduled Activity (UOA)	
	2016	2017
April	134	123
May	729	1,261
June	1,006	1,884
July	1,278	1,884
August	1,278	3,382
September	1,278	3,835
October	1,278	
November	2,572	
December	3,267	
January	3,352	
February	4,687	
March	6,015	
April	6,798	
May	6,798	
June	6,798	

**QUALITY**

	Contract Quantity	Contract Base Number	Contract *	Region	England
% of all assessments that were assess and fit appliances (rolling 12 month period)	439	538	81.6%	54.4%	54.1%
% of all assessments that were assess and refuse (rolling 12 month period)	37	538	6.9%	14.9%	12.4%
% of all assessments that were assess and review (rolling 12 month period)	62	538	11.5%	30.7%	33.5%
% of terminated courses where treatment was abandoned or discontinued (rolling 12 month period)	13	206	6.3%	6.4%	7.2%
% of completed treatments indicating that PAR score was taken (year to date)	57	102	55.9%	67.6%	58.9%
Rate of removable appliances per 100 fixed appliances - proposed treatment (rolling 12 month period)	165	511	32.29	4.21	5.66
Rate of removable appliances per 100 fixed appliances - completed treatment (rolling 12 month period)	73	222	32.88	3.90	4.88
% of courses of treatment with removable appliances only - proposed treatment (rolling 12 month period)	1	439	0.2%	2.0%	2.1%
% of courses of treatment with removable appliances only - completed treatment (rolling 12 month period)	7	193	3.6%	1.7%	1.5%
% of patients satisfied with the treatment they have received (rolling 12 month period)	3	3	100.0%	93.0%	95.7%

\* Figures in italics indicate that the base number is less than 100.

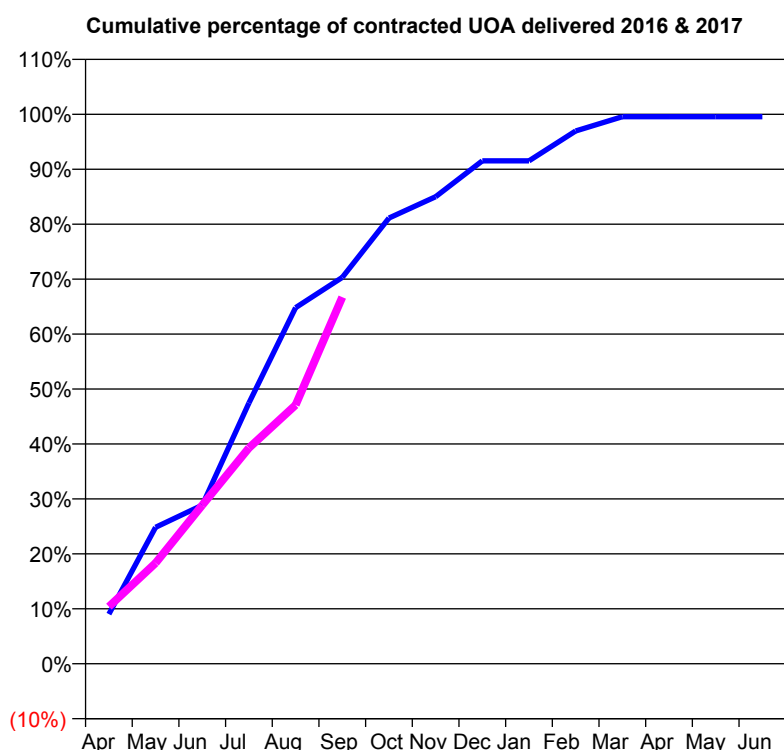
**Q61 - Vital Signs Orthodontic At a Glance Contract Report for 190799/0001 - September 2016**

Name or company name	P J Dental Surgery
Contract type name	GDS Contract
Purpose of contract	General and Orthodontic
Contract start date	01/02/2015
Contract end date	

16/17 Contracted general activity (UDA)	29,693
Carry forward general activity (UDA)	330
16/17 Contracted orthodontic activity (UOA)	1,614
Carry forward orthodontic activity (UOA)	0
Baseline contract value	£1,021,882.16

**ACCESS**

	Contract	England and Wales
24 month ratio of assessments to patient IDs	1.01	1.10

**ACTIVITY**


Month	Adjusted Scheduled Activity (UOA)	
	2016	2017
April	146	168
May	401	296
June	466	466
July	766	634
August	1,046	760
September	1,135	1,077
October	1,309	
November	1,372	
December	1,477	
January	1,477	
February	1,565	
March	1,607	
April	1,607	
May	1,607	
June	1,607	

**QUALITY**

	Contract Quantity	Contract Base Number	Contract *	Region	England
% of all assessments that were assess and fit appliances (rolling 12 month period)	73	81	90.1%	54.4%	54.1%
% of all assessments that were assess and refuse (rolling 12 month period)	1	81	1.2%	14.9%	12.4%
% of all assessments that were assess and review (rolling 12 month period)	7	81	8.6%	30.7%	33.5%
% of terminated courses where treatment was abandoned or discontinued (rolling 12 month period)	0	0	N/A	6.4%	7.2%
% of completed treatments indicating that PAR score was taken (year to date)	0	0	N/A	67.6%	58.9%
Rate of removable appliances per 100 fixed appliances - proposed treatment (rolling 12 month period)	17	142	11.97	4.21	5.66
Rate of removable appliances per 100 fixed appliances - completed treatment (rolling 12 month period)	0	0	N/A	3.90	4.88
% of courses of treatment with removable appliances only - proposed treatment (rolling 12 month period)	0	73	0.0%	2.0%	2.1%
% of courses of treatment with removable appliances only - completed treatment (rolling 12 month period)	0	0	N/A	1.7%	1.5%
% of patients satisfied with the treatment they have received (rolling 12 month period)	1	1	100.0%	93.0%	95.7%

\* Figures in italics indicate that the base number is less than 100.

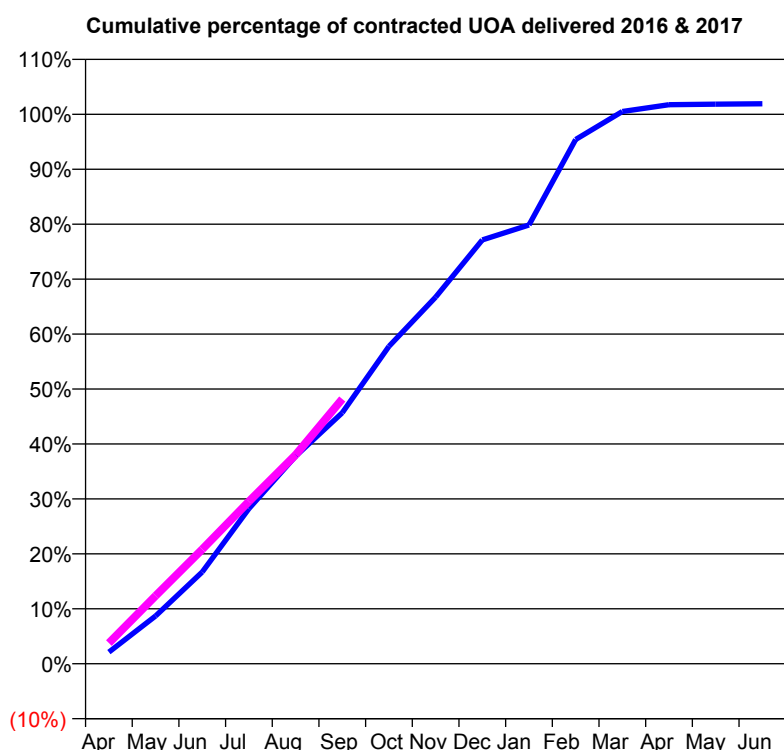
**Q61 - Vital Signs Orthodontic At a Glance Contract Report for 194042/0001 - September 2016**

Name or company name	Romford Orthodontics Centre Limited
Contract type name	PDS Contract
Purpose of contract	Orthodontic
Contract start date	01/04/2010
Contract end date	31/03/2019

16/17 Contracted general activity (UDA)	0
Carry forward general activity (UDA)	0
16/17 Contracted orthodontic activity (UOA)	26,525
Carry forward orthodontic activity (UOA)	-507
Baseline contract value	£1,677,373.72

**ACCESS**

	Contract	England and Wales
24 month ratio of assessments to patient IDs	1.03	1.10

**ACTIVITY**


Month	Adjusted Scheduled Activity (UOA)	
	2016	2017
April	563	1,004
May	2,309	3,278
June	4,433	5,524
July	7,488	7,838
August	10,020	10,084
September	12,116	12,780
October	15,320	
November	17,699	
December	20,457	
January	21,179	
February	25,308	
March	26,659	
April	26,988	
May	27,011	
June	27,032	

**QUALITY**

	Contract Quantity	Contract Base Number	Contract *	Region	England
% of all assessments that were assess and fit appliances (rolling 12 month period)	1,270	2,385	53.2%	54.4%	54.1%
% of all assessments that were assess and refuse (rolling 12 month period)	264	2,385	11.1%	14.9%	12.4%
% of all assessments that were assess and review (rolling 12 month period)	851	2,385	35.7%	30.7%	33.5%
% of terminated courses where treatment was abandoned or discontinued (rolling 12 month period)	71	1,257	5.6%	6.4%	7.2%
% of completed treatments indicating that PAR score was taken (year to date)	358	606	59.1%	67.6%	58.9%
Rate of removable appliances per 100 fixed appliances - proposed treatment (rolling 12 month period)	40	2,426	1.65	4.21	5.66
Rate of removable appliances per 100 fixed appliances - completed treatment (rolling 12 month period)	20	2,177	0.92	3.90	4.88
% of courses of treatment with removable appliances only - proposed treatment (rolling 12 month period)	19	1,270	1.5%	2.0%	2.1%
% of courses of treatment with removable appliances only - completed treatment (rolling 12 month period)	14	1,186	1.2%	1.7%	1.5%
% of patients satisfied with the treatment they have received (rolling 12 month period)	23	25	92.0%	93.0%	95.7%

\* Figures in italics indicate that the base number is less than 100.

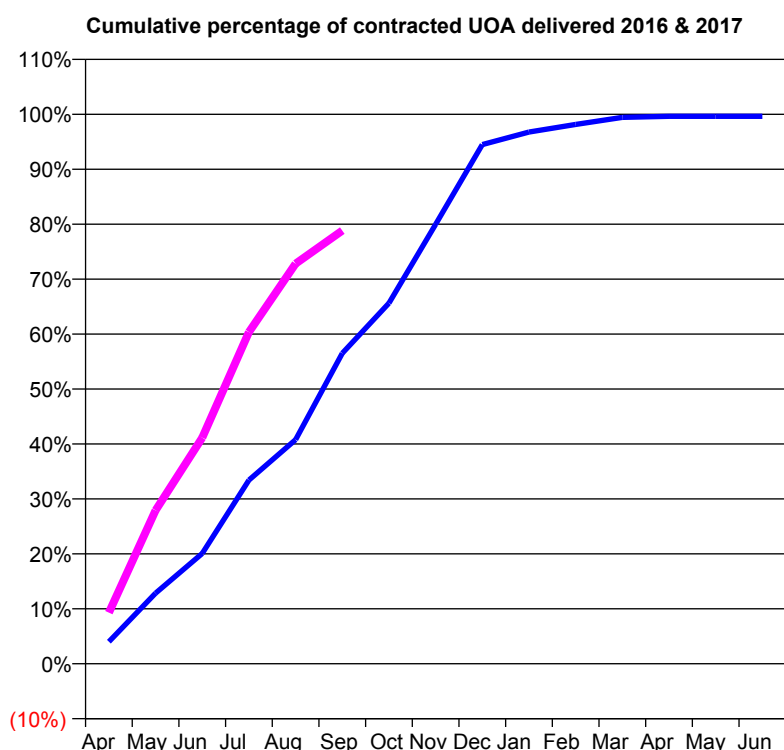
**Q61 - Vital Signs Orthodontic At a Glance Contract Report for 195960/0001 - September 2016**

Name or company name	Southover Orthodontics Limited
Contract type name	PDS Contract
Purpose of contract	Orthodontic
Contract start date	01/11/2008
Contract end date	31/03/2019

16/17 Contracted general activity (UDA)	0
Carry forward general activity (UDA)	0
16/17 Contracted orthodontic activity (UOA)	5,809
Carry forward orthodontic activity (UOA)	21
Baseline contract value	£387,691.62

**ACCESS**

	Contract	England and Wales
24 month ratio of assessments to patient IDs	1.09	1.10

**ACTIVITY**


Month	Adjusted Scheduled Activity (UOA)	
	2016	2017
April	234	541
May	746	1,622
June	1,167	2,390
July	1,942	3,507
August	2,369	4,230
September	3,283	4,580
October	3,812	
November	4,645	
December	5,489	
January	5,621	
February	5,702	
March	5,776	
April	5,788	
May	5,788	
June	5,788	

**QUALITY**

	Contract Quantity	Contract Base Number	Contract *	Region	England
% of all assessments that were assess and fit appliances (rolling 12 month period)	325	865	37.6%	54.4%	54.1%
% of all assessments that were assess and refuse (rolling 12 month period)	88	865	10.2%	14.9%	12.4%
% of all assessments that were assess and review (rolling 12 month period)	452	865	52.3%	30.7%	33.5%
% of terminated courses where treatment was abandoned or discontinued (rolling 12 month period)	11	272	4.0%	6.4%	7.2%
% of completed treatments indicating that PAR score was taken (year to date)	28	132	21.2%	67.6%	58.9%
Rate of removable appliances per 100 fixed appliances - proposed treatment (rolling 12 month period)	39	615	6.34	4.21	5.66
Rate of removable appliances per 100 fixed appliances - completed treatment (rolling 12 month period)	29	480	6.04	3.90	4.88
% of courses of treatment with removable appliances only - proposed treatment (rolling 12 month period)	8	325	2.5%	2.0%	2.1%
% of courses of treatment with removable appliances only - completed treatment (rolling 12 month period)	3	261	1.1%	1.7%	1.5%
% of patients satisfied with the treatment they have received (rolling 12 month period)	15	15	100.0%	93.0%	95.7%

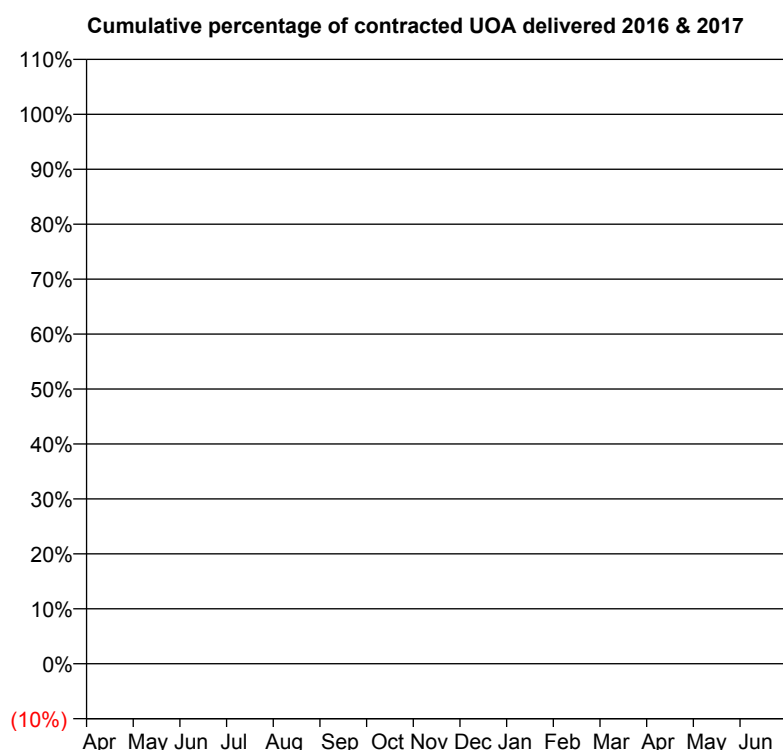
\* Figures in italics indicate that the base number is less than 100.

**Q61 - Vital Signs Orthodontic At a Glance Contract Report for 199486/0002 - September 2016**

Name or company name	Orthodontic Clinic	16/17 Contracted general activity (UDA)	0
Contract type name	PDS Contract	Carry forward general activity (UDA)	0
Purpose of contract	General	16/17 Contracted orthodontic activity (UOA)	0
Contract start date	01/04/2008	Carry forward orthodontic activity (UOA)	0
Contract end date		Baseline contract value	£0.00

**ACCESS**

	Contract	England and Wales
24 month ratio of assessments to patient IDs	1.06	1.10

**ACTIVITY**


Month	2016	2017
April	0	0
May	42	111
June	85	141
July	157	147
August	159	213
September	230	258
October	254	
November	329	
December	462	
January	537	
February	803	
March	955	
April	955	
May	997	
June	997	

**QUALITY**

	Contract Quantity	Contract Base Number	Contract *	Region	England
% of all assessments that were assess and fit appliances (rolling 12 month period)	51	128	39.8%	54.4%	54.1%
% of all assessments that were assess and refuse (rolling 12 month period)	10	128	7.8%	14.9%	12.4%
% of all assessments that were assess and review (rolling 12 month period)	67	128	52.3%	30.7%	33.5%
% of terminated courses where treatment was abandoned or discontinued (rolling 12 month period)	4	45	8.9%	6.4%	7.2%
% of completed treatments indicating that PAR score was taken (year to date)	12	12	100.0%	67.6%	58.9%
Rate of removable appliances per 100 fixed appliances - proposed treatment (rolling 12 month period)	17	72	23.61	4.21	5.66
Rate of removable appliances per 100 fixed appliances - completed treatment (rolling 12 month period)	5	75	6.67	3.90	4.88
% of courses of treatment with removable appliances only - proposed treatment (rolling 12 month period)	5	51	9.8%	2.0%	2.1%
% of courses of treatment with removable appliances only - completed treatment (rolling 12 month period)	0	41	0.0%	1.7%	1.5%
% of patients satisfied with the treatment they have received (rolling 12 month period)	0	0	N/A	93.0%	95.7%

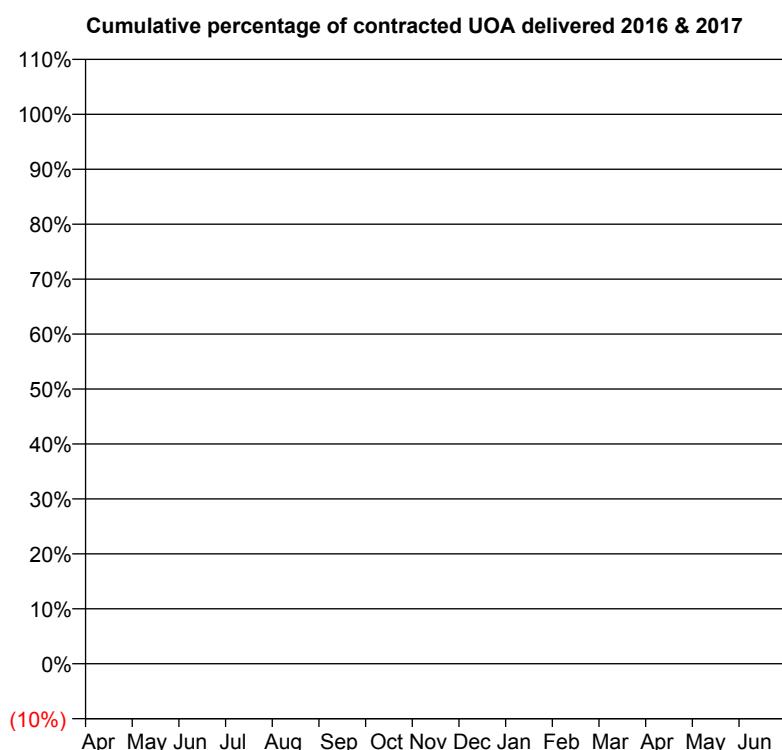
\* Figures in italics indicate that the base number is less than 100.

**Q61 - Vital Signs Orthodontic At a Glance Contract Report for 199486/0003 - September 2016**

Name or company name	Orthodontic Clinic	16/17 Contracted general activity (UDA)	0
Contract type name	PDS Contract	Carry forward general activity (UDA)	0
Purpose of contract	General	16/17 Contracted orthodontic activity (UOA)	0
Contract start date	01/04/2009	Carry forward orthodontic activity (UOA)	0
Contract end date		Baseline contract value	£0.00

**ACCESS**

	Contract	England and Wales
24 month ratio of assessments to patient IDs	1.13	1.10

**ACTIVITY**


Month	2016	2017
April	0	0
May	5	0
June	74	0
July	187	68
August	234	68
September	237	68
October	280	
November	366	
December	410	
January	433	
February	468	
March	471	
April	471	
May	517	
June	517	

**QUALITY**

	Contract Quantity	Contract Base Number	Contract *	Region	England
% of all assessments that were assess and fit appliances (rolling 12 month period)	16	47	34.0%	54.4%	54.1%
% of all assessments that were assess and refuse (rolling 12 month period)	7	47	14.9%	14.9%	12.4%
% of all assessments that were assess and review (rolling 12 month period)	24	47	51.1%	30.7%	33.5%
% of terminated courses where treatment was abandoned or discontinued (rolling 12 month period)	1	12	8.3%	6.4%	7.2%
% of completed treatments indicating that PAR score was taken (year to date)	1	1	100.0%	67.6%	58.9%
Rate of removable appliances per 100 fixed appliances - proposed treatment (rolling 12 month period)	6	24	25.00	4.21	5.66
Rate of removable appliances per 100 fixed appliances - completed treatment (rolling 12 month period)	2	17	11.76	3.90	4.88
% of courses of treatment with removable appliances only - proposed treatment (rolling 12 month period)	1	16	6.3%	2.0%	2.1%
% of courses of treatment with removable appliances only - completed treatment (rolling 12 month period)	1	11	9.1%	1.7%	1.5%
% of patients satisfied with the treatment they have received (rolling 12 month period)	2	2	100.0%	93.0%	95.7%

\* Figures in italics indicate that the base number is less than 100.



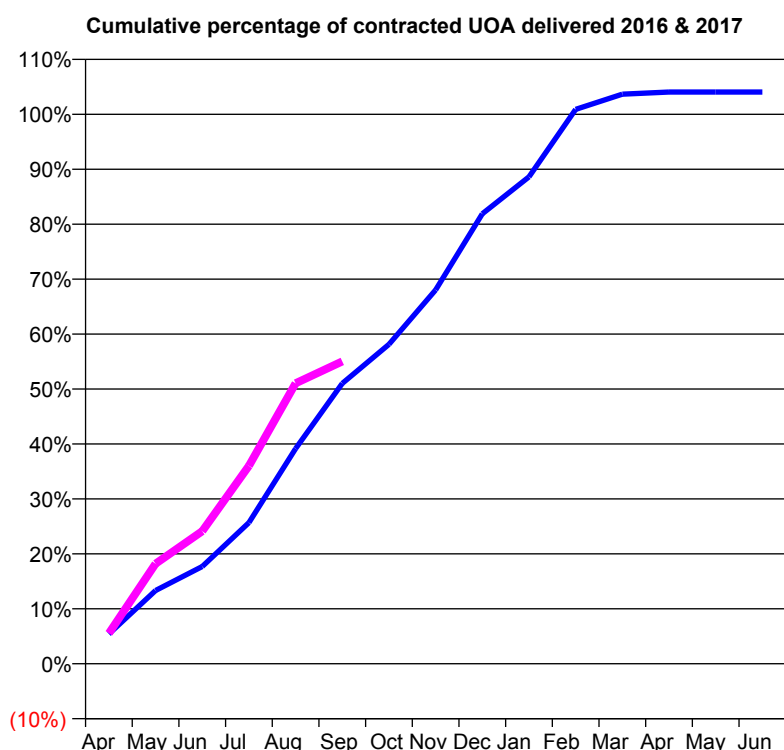
**Q61 - Vital Signs Orthodontic At a Glance Contract Report for 199850/0001 - September 2016**

Name or company name	The Brace Orthodontic Centre
Contract type name	PDS Contract
Purpose of contract	General and Orthodontic
Contract start date	01/04/2009
Contract end date	31/03/2019

16/17 Contracted general activity (UDA)	0
Carry forward general activity (UDA)	0
16/17 Contracted orthodontic activity (UOA)	5,306
Carry forward orthodontic activity (UOA)	0
Baseline contract value	£361,013.73

**ACCESS**

	Contract	England and Wales
24 month ratio of assessments to patient IDs	1.00	1.10

**ACTIVITY**


Month	Adjusted Scheduled Activity (UOA)	
	2016	2017
April	288	294
May	708	966
June	939	1,281
July	1,363	1,911
August	2,077	2,709
September	2,707	2,919
October	3,085	
November	3,610	
December	4,345	
January	4,702	
February	5,353	
March	5,500	
April	5,521	
May	5,521	
June	5,521	

**QUALITY**

	Contract Quantity	Contract Base Number	Contract *	Region	England
% of all assessments that were assess and fit appliances (rolling 12 month period)	274	274	100.0%	54.4%	54.1%
% of all assessments that were assess and refuse (rolling 12 month period)	0	274	0.0%	14.9%	12.4%
% of all assessments that were assess and review (rolling 12 month period)	0	274	0.0%	30.7%	33.5%
% of terminated courses where treatment was abandoned or discontinued (rolling 12 month period)	17	254	6.7%	6.4%	7.2%
% of completed treatments indicating that PAR score was taken (year to date)	0	129	0.0%	67.6%	58.9%
Rate of removable appliances per 100 fixed appliances - proposed treatment (rolling 12 month period)	15	542	2.77	4.21	5.66
Rate of removable appliances per 100 fixed appliances - completed treatment (rolling 12 month period)	1	464	0.22	3.90	4.88
% of courses of treatment with removable appliances only - proposed treatment (rolling 12 month period)	0	274	0.0%	2.0%	2.1%
% of courses of treatment with removable appliances only - completed treatment (rolling 12 month period)	0	237	0.0%	1.7%	1.5%
% of patients satisfied with the treatment they have received (rolling 12 month period)	4	4	100.0%	93.0%	95.7%

\* Figures in italics indicate that the base number is less than 100.

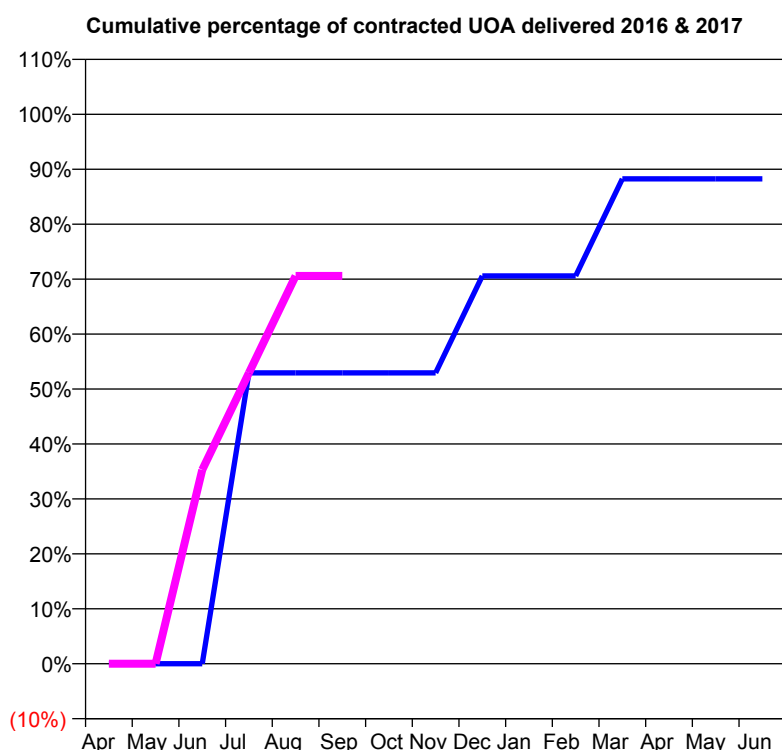
**Q61 - Vital Signs Orthodontic At a Glance Contract Report for 215260/0002 - September 2016**

Name or company name	Mr Michael Wieder and Mr Stephen Wieder
Contract type name	GDS Contract
Purpose of contract	General and Orthodontic
Contract start date	01/04/2006
Contract end date	

16/17 Contracted general activity (UDA)	8,606
Carry forward general activity (UDA)	0
16/17 Contracted orthodontic activity (UOA)	119
Carry forward orthodontic activity (UOA)	0
Baseline contract value	£242,498.35

**ACCESS**

	Contract	England and Wales
24 month ratio of assessments to patient IDs	1.00	1.10

**ACTIVITY**


Month	Adjusted Scheduled Activity (UOA)	
	2016	2017
April	0	0
May	0	0
June	0	42
July	63	63
August	63	84
September	63	84
October	63	
November	63	
December	84	
January	84	
February	84	
March	105	
April	105	
May	105	
June	105	

**QUALITY**

	Contract Quantity	Contract Base Number	Contract *	Region	England
% of all assessments that were assess and fit appliances (rolling 12 month period)	6	6	100.0%	54.4%	54.1%
% of all assessments that were assess and refuse (rolling 12 month period)	0	6	0.0%	14.9%	12.4%
% of all assessments that were assess and review (rolling 12 month period)	0	6	0.0%	30.7%	33.5%
% of terminated courses where treatment was abandoned or discontinued (rolling 12 month period)	0	0	N/A	6.4%	7.2%
% of completed treatments indicating that PAR score was taken (year to date)	0	0	N/A	67.6%	58.9%
Rate of removable appliances per 100 fixed appliances - proposed treatment (rolling 12 month period)	0	12	0.00	4.21	5.66
Rate of removable appliances per 100 fixed appliances - completed treatment (rolling 12 month period)	0	0	N/A	3.90	4.88
% of courses of treatment with removable appliances only - proposed treatment (rolling 12 month period)	0	6	0.0%	2.0%	2.1%
% of courses of treatment with removable appliances only - completed treatment (rolling 12 month period)	0	0	N/A	1.7%	1.5%
% of patients satisfied with the treatment they have received (rolling 12 month period)	0	0	N/A	93.0%	95.7%

\* Figures in italics indicate that the base number is less than 100.

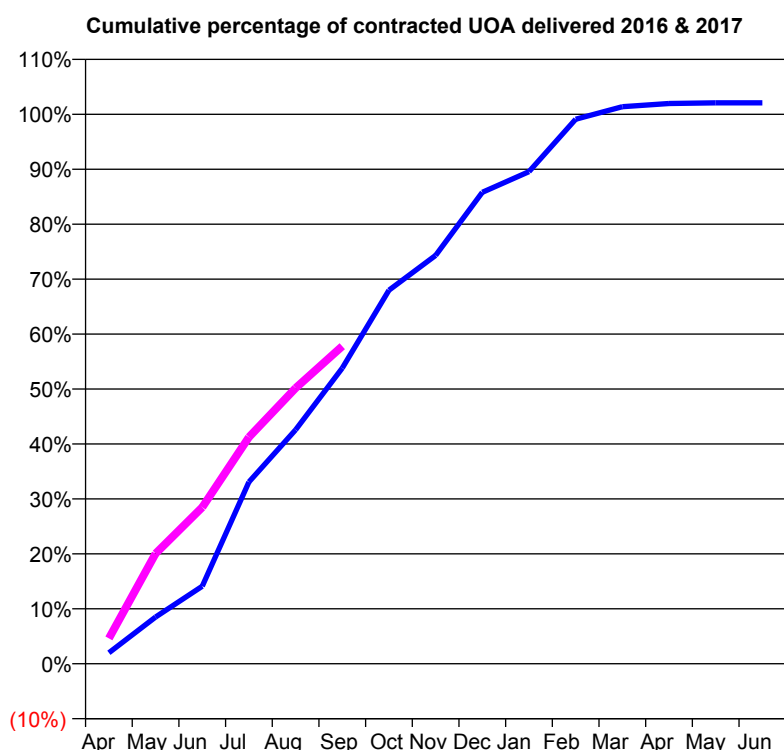
**Q61 - Vital Signs Orthodontic At a Glance Contract Report for 221651/0001 - September 2016**

Name or company name	MR MM PATEL
Contract type name	PDS Contract
Purpose of contract	Orthodontic
Contract start date	01/04/2006
Contract end date	31/03/2019

16/17 Contracted general activity (UDA)	0
Carry forward general activity (UDA)	0
16/17 Contracted orthodontic activity (UOA)	16,315
Carry forward orthodontic activity (UOA)	-326
Baseline contract value	£1,083,463.99

**ACCESS**

	Contract	England and Wales
24 month ratio of assessments to patient IDs	1.08	1.10

**ACTIVITY**


Month	Adjusted Scheduled Activity (UOA)	
	2016	2017
April	326	755
May	1,388	3,273
June	2,301	4,648
July	5,399	6,728
August	6,945	8,185
September	8,778	9,427
October	11,091	
November	12,124	
December	13,998	
January	14,610	
February	16,166	
March	16,539	
April	16,635	
May	16,656	
June	16,656	

**QUALITY**

	Contract Quantity	Contract Base Number	Contract *	Region	England
% of all assessments that were assess and fit appliances (rolling 12 month period)	779	1,597	48.8%	54.4%	54.1%
% of all assessments that were assess and refuse (rolling 12 month period)	3	1,597	0.2%	14.9%	12.4%
% of all assessments that were assess and review (rolling 12 month period)	815	1,597	51.0%	30.7%	33.5%
% of terminated courses where treatment was abandoned or discontinued (rolling 12 month period)	30	791	3.8%	6.4%	7.2%
% of completed treatments indicating that PAR score was taken (year to date)	345	388	88.9%	67.6%	58.9%
Rate of removable appliances per 100 fixed appliances - proposed treatment (rolling 12 month period)	12	1,523	0.79	4.21	5.66
Rate of removable appliances per 100 fixed appliances - completed treatment (rolling 12 month period)	23	1,470	1.56	3.90	4.88
% of courses of treatment with removable appliances only - proposed treatment (rolling 12 month period)	8	779	1.0%	2.0%	2.1%
% of courses of treatment with removable appliances only - completed treatment (rolling 12 month period)	17	761	2.2%	1.7%	1.5%
% of patients satisfied with the treatment they have received (rolling 12 month period)	41	43	95.3%	93.0%	95.7%

\* Figures in italics indicate that the base number is less than 100.

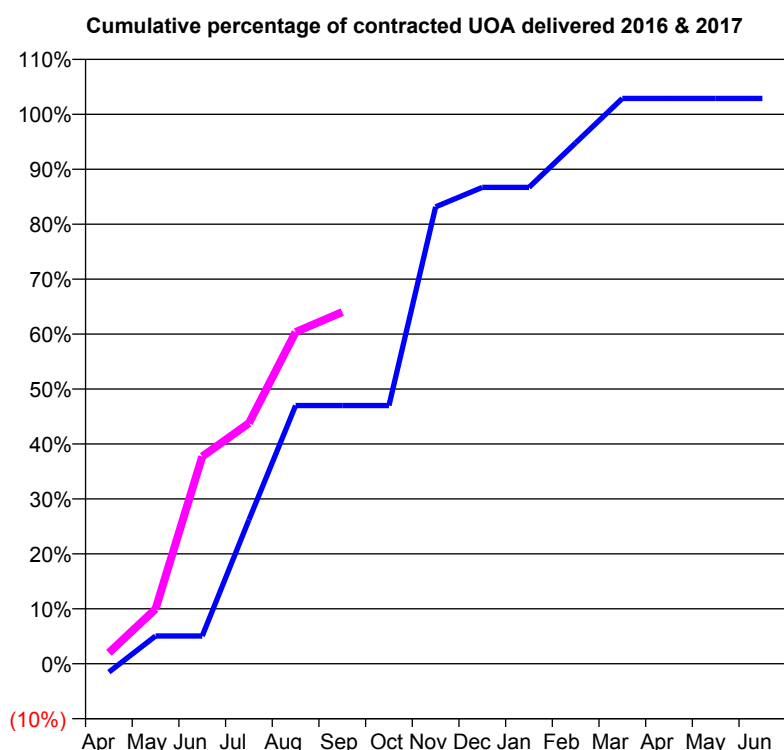
**Q61 - Vital Signs Orthodontic At a Glance Contract Report for 230308/0001 - September 2016**

Name or company name	MR S HADJ-BAGHERI
Contract type name	PDS Contract
Purpose of contract	Orthodontic
Contract start date	01/04/2006
Contract end date	31/03/2019

16/17 Contracted general activity (UDA)	0
Carry forward general activity (UDA)	0
16/17 Contracted orthodontic activity (UOA)	2,984
Carry forward orthodontic activity (UOA)	-60
Baseline contract value	£193,538.87

**ACCESS**

	Contract	England and Wales
24 month ratio of assessments to patient IDs	1.07	1.10

**ACTIVITY**


Month	Adjusted Scheduled Activity (UOA)	
	2016	2017
April	-46	60
May	151	298
June	151	1,126
July	782	1,307
August	1,402	1,801
September	1,402	1,910
October	1,402	
November	2,481	
December	2,587	
January	2,587	
February	2,829	
March	3,070	
April	3,070	
May	3,070	
June	3,070	

**QUALITY**

	Contract Quantity	Contract Base Number	Contract *	Region	England
% of all assessments that were assess and fit appliances (rolling 12 month period)	164	255	64.3%	54.4%	54.1%
% of all assessments that were assess and refuse (rolling 12 month period)	14	255	5.5%	14.9%	12.4%
% of all assessments that were assess and review (rolling 12 month period)	77	255	30.2%	30.7%	33.5%
% of terminated courses where treatment was abandoned or discontinued (rolling 12 month period)	1	193	0.5%	6.4%	7.2%
% of completed treatments indicating that PAR score was taken (year to date)	59	68	86.8%	67.6%	58.9%
Rate of removable appliances per 100 fixed appliances - proposed treatment (rolling 12 month period)	2	320	0.63	4.21	5.66
Rate of removable appliances per 100 fixed appliances - completed treatment (rolling 12 month period)	11	379	2.90	3.90	4.88
% of courses of treatment with removable appliances only - proposed treatment (rolling 12 month period)	1	164	0.6%	2.0%	2.1%
% of courses of treatment with removable appliances only - completed treatment (rolling 12 month period)	2	192	1.0%	1.7%	1.5%
% of patients satisfied with the treatment they have received (rolling 12 month period)	2	2	100.0%	93.0%	95.7%

\* Figures in italics indicate that the base number is less than 100.

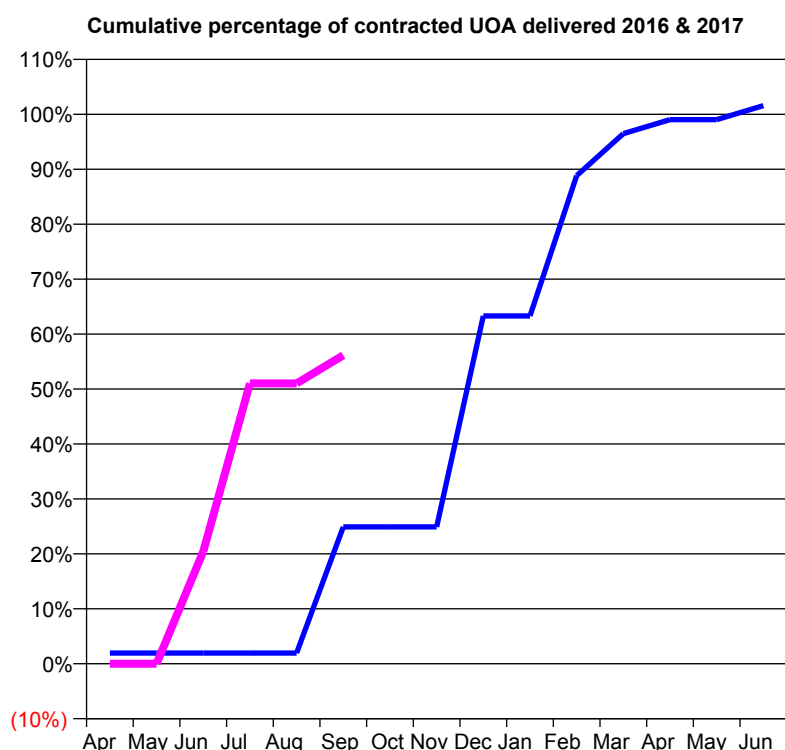
**Q61 - Vital Signs Orthodontic At a Glance Contract Report for 234125/0001 - September 2016**

Name or company name	MR NI AMIN
Contract type name	GDS Contract
Purpose of contract	General and Orthodontic
Contract start date	01/04/2006
Contract end date	

16/17 Contracted general activity (UDA)	16,536
Carry forward general activity (UDA)	0
16/17 Contracted orthodontic activity (UOA)	823
Carry forward orthodontic activity (UOA)	0
Baseline contract value	£536,807.43

**ACCESS**

	Contract	England and Wales
24 month ratio of assessments to patient IDs	1.00	1.10

**ACTIVITY**


Month	Adjusted Scheduled Activity (UOA)	
	2016	2017
April	16	0
May	16	0
June	16	168
July	16	420
August	16	420
September	205	462
October	205	
November	205	
December	521	
January	521	
February	731	
March	794	
April	815	
May	815	
June	836	

**QUALITY**

	Contract Quantity	Contract Base Number	Contract *	Region	England
% of all assessments that were assess and fit appliances (rolling 12 month period)	51	73	69.9%	54.4%	54.1%
% of all assessments that were assess and refuse (rolling 12 month period)	0	73	0.0%	14.9%	12.4%
% of all assessments that were assess and review (rolling 12 month period)	22	73	30.1%	30.7%	33.5%
% of terminated courses where treatment was abandoned or discontinued (rolling 12 month period)	0	0	N/A	6.4%	7.2%
% of completed treatments indicating that PAR score was taken (year to date)	0	0	N/A	67.6%	58.9%
Rate of removable appliances per 100 fixed appliances - proposed treatment (rolling 12 month period)	0	102	0.00	4.21	5.66
Rate of removable appliances per 100 fixed appliances - completed treatment (rolling 12 month period)	0	0	N/A	3.90	4.88
% of courses of treatment with removable appliances only - proposed treatment (rolling 12 month period)	0	51	0.0%	2.0%	2.1%
% of courses of treatment with removable appliances only - completed treatment (rolling 12 month period)	0	0	N/A	1.7%	1.5%
% of patients satisfied with the treatment they have received (rolling 12 month period)	4	4	100.0%	93.0%	95.7%

\* Figures in italics indicate that the base number is less than 100.

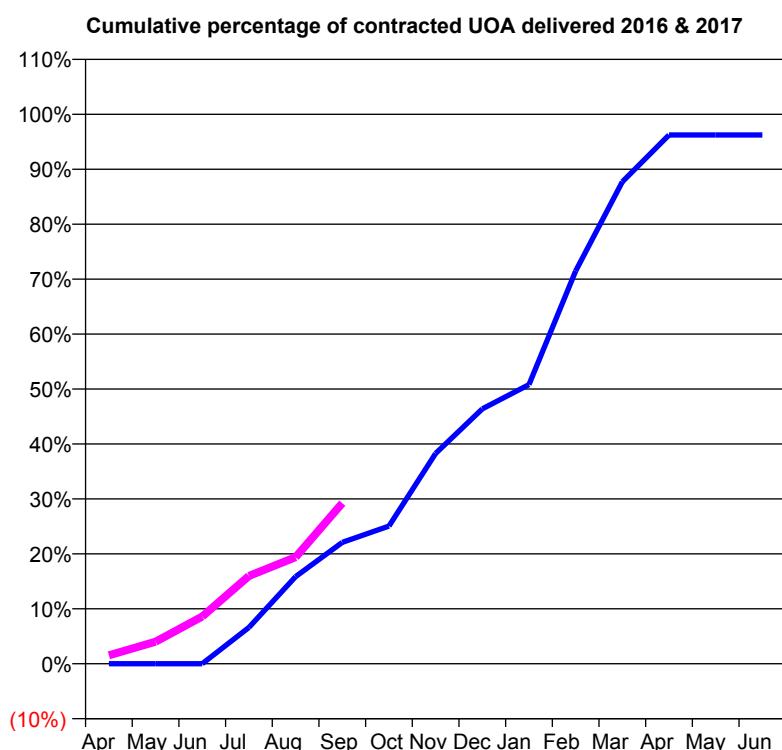
**Q61 - Vital Signs Orthodontic At a Glance Contract Report for 250643/0001 - September 2016**

Name or company name	MISS SY BHUIYAN
Contract type name	GDS Contract
Purpose of contract	General and Orthodontic
Contract start date	01/06/2015
Contract end date	

16/17 Contracted general activity (UDA)	5,300
Carry forward general activity (UDA)	0
16/17 Contracted orthodontic activity (UOA)	6,850
Carry forward orthodontic activity (UOA)	0
Baseline contract value	£713,423.34

**ACCESS**

	Contract	England and Wales
24 month ratio of assessments to patient IDs	1.01	1.10

**ACTIVITY**


Month	Adjusted Scheduled Activity (UOA)	
	2016	2017
April	0	105
May	0	275
June	0	590
July	378	1,094
August	905	1,329
September	1,262	2,003
October	1,430	
November	2,186	
December	2,648	
January	2,900	
February	4,081	
March	5,007	
April	5,494	
May	5,494	
June	5,494	

**QUALITY**

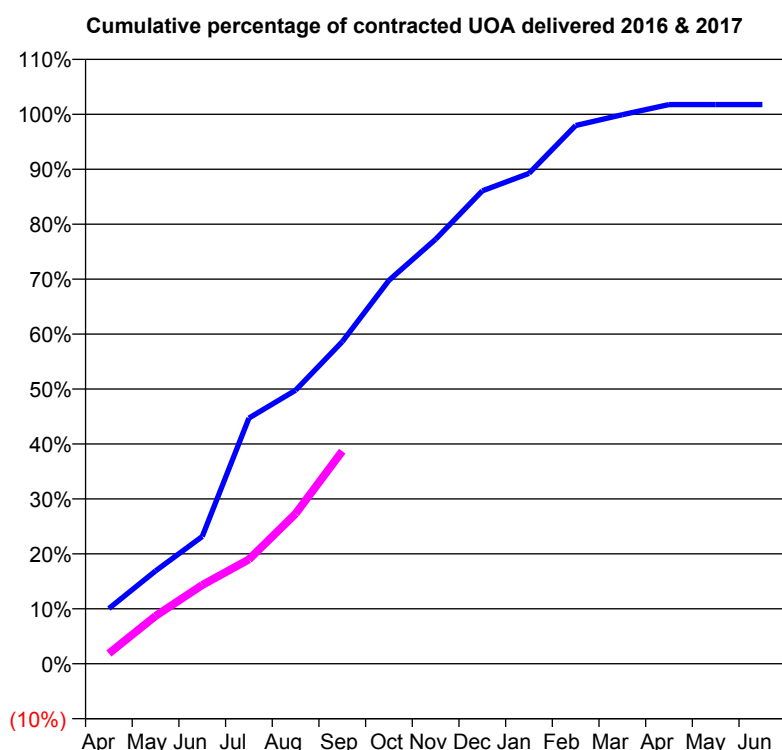
	Contract Quantity	Contract Base Number	Contract *	Region	England
% of all assessments that were assess and fit appliances (rolling 12 month period)	299	300	99.7%	54.4%	54.1%
% of all assessments that were assess and refuse (rolling 12 month period)	1	300	0.3%	14.9%	12.4%
% of all assessments that were assess and review (rolling 12 month period)	0	300	0.0%	30.7%	33.5%
% of terminated courses where treatment was abandoned or discontinued (rolling 12 month period)	32	327	9.8%	6.4%	7.2%
% of completed treatments indicating that PAR score was taken (year to date)	3	128	2.3%	67.6%	58.9%
Rate of removable appliances per 100 fixed appliances - proposed treatment (rolling 12 month period)	0	0	N/A	4.21	5.66
Rate of removable appliances per 100 fixed appliances - completed treatment (rolling 12 month period)	0	0	N/A	3.90	4.88
% of courses of treatment with removable appliances only - proposed treatment (rolling 12 month period)	0	299	0.0%	2.0%	2.1%
% of courses of treatment with removable appliances only - completed treatment (rolling 12 month period)	0	295	0.0%	1.7%	1.5%
% of patients satisfied with the treatment they have received (rolling 12 month period)	5	6	83.3%	93.0%	95.7%

\* Figures in italics indicate that the base number is less than 100.

**Q61 - Vital Signs Orthodontic At a Glance Contract Report for 272825/0001 - September 2016**

Name or company name	MR MN TALATI	16/17 Contracted general activity (UDA)	0
Contract type name	PDS Contract	Carry forward general activity (UDA)	0
Purpose of contract	Orthodontic	16/17 Contracted orthodontic activity (UOA)	3,424
Contract start date	01/11/2008	Carry forward orthodontic activity (UOA)	-60
Contract end date	31/03/2019	Baseline contract value	£237,825.44

ACCESS	Contract	England and Wales
24 month ratio of assessments to patient IDs	1.00	1.10

**ACTIVITY**


Month	Adjusted Scheduled Activity (UOA)	
	2016	2017
April	344	64
May	579	298
June	793	491
July	1,531	650
August	1,705	935
September	2,007	1,325
October	2,389	
November	2,645	
December	2,947	
January	3,056	
February	3,354	
March	3,421	
April	3,484	
May	3,484	
June	3,484	

**QUALITY**

	Contract Quantity	Contract Base Number	Contract *	Region	England
% of all assessments that were assess and fit appliances (rolling 12 month period)	150	150	100.0%	54.4%	54.1%
% of all assessments that were assess and refuse (rolling 12 month period)	0	150	0.0%	14.9%	12.4%
% of all assessments that were assess and review (rolling 12 month period)	0	150	0.0%	30.7%	33.5%
% of terminated courses where treatment was abandoned or discontinued (rolling 12 month period)	6	185	3.2%	6.4%	7.2%
% of completed treatments indicating that PAR score was taken (year to date)	76	82	92.7%	67.6%	58.9%
Rate of removable appliances per 100 fixed appliances - proposed treatment (rolling 12 month period)	18	258	6.98	4.21	5.66
Rate of removable appliances per 100 fixed appliances - completed treatment (rolling 12 month period)	3	162	1.85	3.90	4.88
% of courses of treatment with removable appliances only - proposed treatment (rolling 12 month period)	14	150	9.3%	2.0%	2.1%
% of courses of treatment with removable appliances only - completed treatment (rolling 12 month period)	2	179	1.1%	1.7%	1.5%
% of patients satisfied with the treatment they have received (rolling 12 month period)	7	8	87.5%	93.0%	95.7%

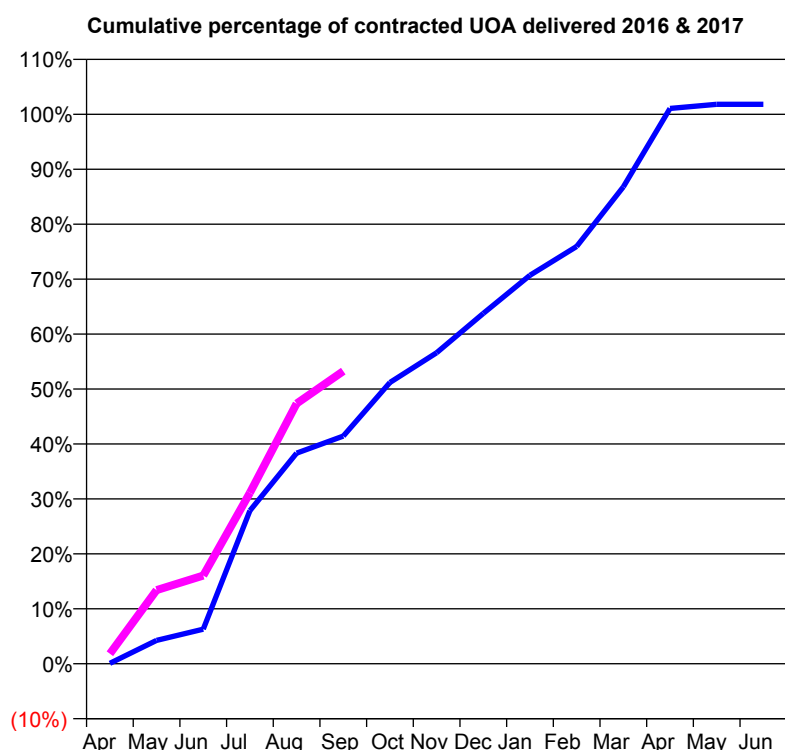
\* Figures in italics indicate that the base number is less than 100.

**Q61 - Vital Signs Orthodontic At a Glance Contract Report for 330884/0001 - September 2016**

Name or company name	MR SJ HARIA	16/17 Contracted general activity (UDA)	0
Contract type name	PDS Contract	Carry forward general activity (UDA)	0
Purpose of contract	Orthodontic	16/17 Contracted orthodontic activity (UOA)	13,615
Contract start date	01/04/2006	Carry forward orthodontic activity (UOA)	-248
Contract end date	31/03/2019	Baseline contract value	£882,842.62

**ACCESS**

	Contract	England and Wales
24 month ratio of assessments to patient IDs	1.01	1.10

**ACTIVITY**


Month	Adjusted Scheduled Activity (UOA)	
	2016	2017
April	12	248
May	579	1,827
June	856	2,184
July	3,793	4,237
August	5,217	6,447
September	5,640	7,250
October	6,971	
November	7,706	
December	8,680	
January	9,625	
February	10,339	
March	11,817	
April	13,759	
May	13,863	
June	13,863	

**QUALITY**

	Contract Quantity	Contract Base Number	Contract *	Region	England
% of all assessments that were assess and fit appliances (rolling 12 month period)	720	1,031	69.8%	54.4%	54.1%
% of all assessments that were assess and refuse (rolling 12 month period)	134	1,031	13.0%	14.9%	12.4%
% of all assessments that were assess and review (rolling 12 month period)	177	1,031	17.2%	30.7%	33.5%
% of terminated courses where treatment was abandoned or discontinued (rolling 12 month period)	6	623	1.0%	6.4%	7.2%
% of completed treatments indicating that PAR score was taken (year to date)	339	343	98.8%	67.6%	58.9%
Rate of removable appliances per 100 fixed appliances - proposed treatment (rolling 12 month period)	45	1,387	3.24	4.21	5.66
Rate of removable appliances per 100 fixed appliances - completed treatment (rolling 12 month period)	33	1,180	2.80	3.90	4.88
% of courses of treatment with removable appliances only - proposed treatment (rolling 12 month period)	15	720	2.1%	2.0%	2.1%
% of courses of treatment with removable appliances only - completed treatment (rolling 12 month period)	11	617	1.8%	1.7%	1.5%
% of patients satisfied with the treatment they have received (rolling 12 month period)	16	16	100.0%	93.0%	95.7%

\* Figures in italics indicate that the base number is less than 100.

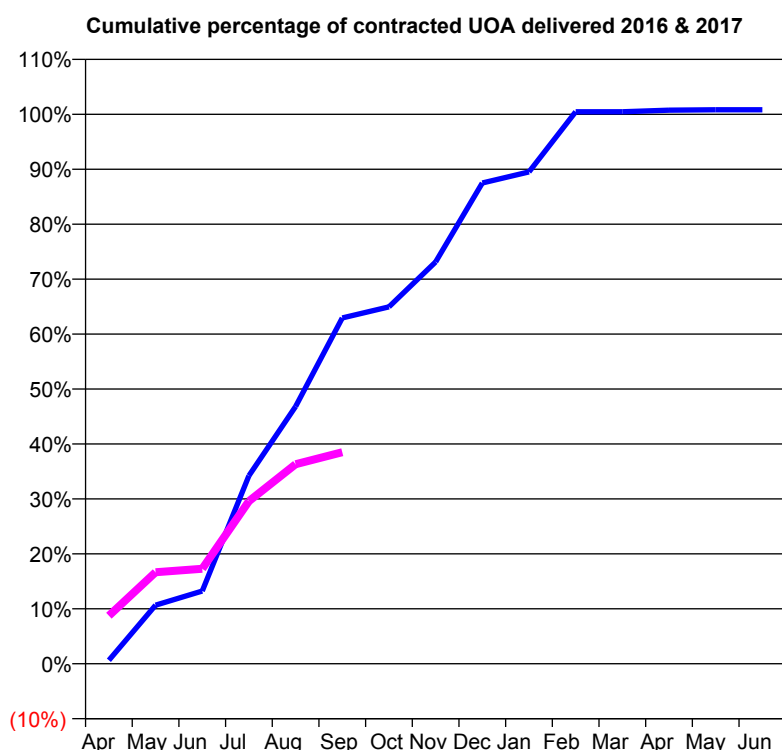


**Q61 - Vital Signs Orthodontic At a Glance Contract Report for 388904/0001 - September 2016**

Name or company name	DR AM COHEN	16/17 Contracted general activity (UDA)	0
Contract type name	PDS Contract	Carry forward general activity (UDA)	0
Purpose of contract	Orthodontic	16/17 Contracted orthodontic activity (UOA)	1,087
Contract start date	01/04/2006	Carry forward orthodontic activity (UOA)	-9
Contract end date	31/03/2019	Baseline contract value	£73,787.22

**ACCESS**

	Contract	England and Wales
24 month ratio of assessments to patient IDs	1.06	1.10

**ACTIVITY**


Month	Adjusted Scheduled Activity (UOA)	
	2016	2017
April	7	95
May	116	181
June	144	188
July	372	322
August	509	395
September	684	419
October	706	
November	795	
December	951	
January	973	
February	1,092	
March	1,092	
April	1,095	
May	1,096	
June	1,096	

**QUALITY**

	Contract Quantity	Contract Base Number	Contract *	Region	England
% of all assessments that were assess and fit appliances (rolling 12 month period)	36	103	35.0%	54.4%	54.1%
% of all assessments that were assess and refuse (rolling 12 month period)	21	103	20.4%	14.9%	12.4%
% of all assessments that were assess and review (rolling 12 month period)	46	103	44.7%	30.7%	33.5%
% of terminated courses where treatment was abandoned or discontinued (rolling 12 month period)	3	37	8.1%	6.4%	7.2%
% of completed treatments indicating that PAR score was taken (year to date)	11	16	68.8%	67.6%	58.9%
Rate of removable appliances per 100 fixed appliances - proposed treatment (rolling 12 month period)	9	48	18.75	4.21	5.66
Rate of removable appliances per 100 fixed appliances - completed treatment (rolling 12 month period)	5	46	10.87	3.90	4.88
% of courses of treatment with removable appliances only - proposed treatment (rolling 12 month period)	1	36	2.8%	2.0%	2.1%
% of courses of treatment with removable appliances only - completed treatment (rolling 12 month period)	1	34	2.9%	1.7%	1.5%
% of patients satisfied with the treatment they have received (rolling 12 month period)	1	1	100.0%	93.0%	95.7%

\* Figures in italics indicate that the base number is less than 100.

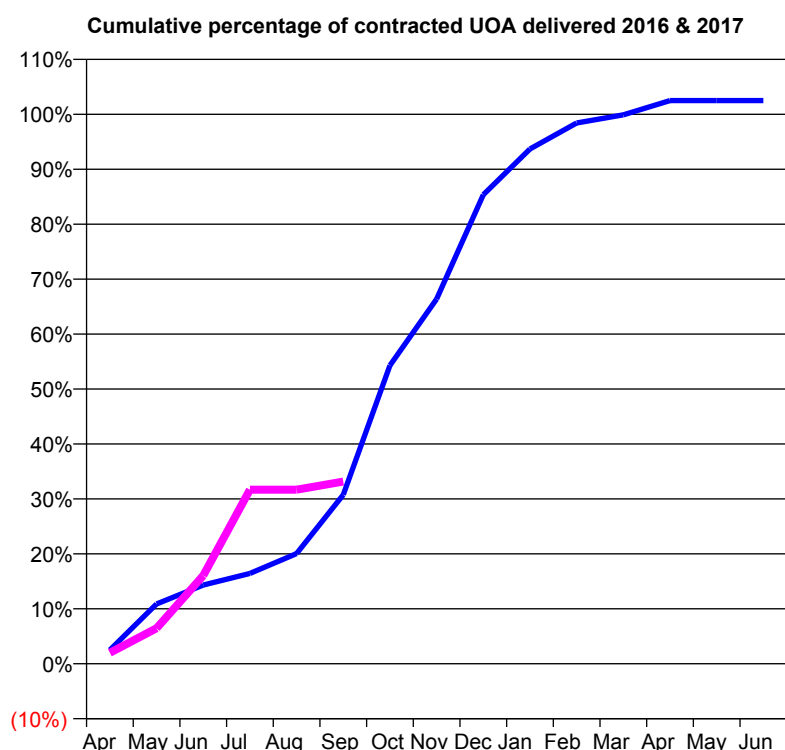
**Q61 - Vital Signs Orthodontic At a Glance Contract Report for 555770/0002 - September 2016**

Name or company name	MR GI GILBERT
Contract type name	PDS Contract
Purpose of contract	Orthodontic
Contract start date	04/11/2006
Contract end date	31/03/2019

16/17 Contracted general activity (UDA)	0
Carry forward general activity (UDA)	0
16/17 Contracted orthodontic activity (UOA)	4,233
Carry forward orthodontic activity (UOA)	-85
Baseline contract value	£281,870.21

**ACCESS**

	Contract	England and Wales
24 month ratio of assessments to patient IDs	1.06	1.10

**ACTIVITY**


Month	Adjusted Scheduled Activity (UOA)	
	2016	2017
April	106	85
May	461	274
June	607	679
July	696	1,341
August	849	1,341
September	1,302	1,404
October	2,298	
November	2,810	
December	3,613	
January	3,966	
February	4,166	
March	4,229	
April	4,338	
May	4,338	
June	4,338	

**QUALITY**

	Contract Quantity	Contract Base Number	Contract *	Region	England
% of all assessments that were assess and fit appliances (rolling 12 month period)	242	286	84.6%	54.4%	54.1%
% of all assessments that were assess and refuse (rolling 12 month period)	3	286	1.0%	14.9%	12.4%
% of all assessments that were assess and review (rolling 12 month period)	41	286	14.3%	30.7%	33.5%
% of terminated courses where treatment was abandoned or discontinued (rolling 12 month period)	2	112	1.8%	6.4%	7.2%
% of completed treatments indicating that PAR score was taken (year to date)	35	55	63.6%	67.6%	58.9%
Rate of removable appliances per 100 fixed appliances - proposed treatment (rolling 12 month period)	18	442	4.07	4.21	5.66
Rate of removable appliances per 100 fixed appliances - completed treatment (rolling 12 month period)	93	179	51.96	3.90	4.88
% of courses of treatment with removable appliances only - proposed treatment (rolling 12 month period)	13	242	5.4%	2.0%	2.1%
% of courses of treatment with removable appliances only - completed treatment (rolling 12 month period)	7	110	6.4%	1.7%	1.5%
% of patients satisfied with the treatment they have received (rolling 12 month period)	4	4	100.0%	93.0%	95.7%

\* Figures in italics indicate that the base number is less than 100.

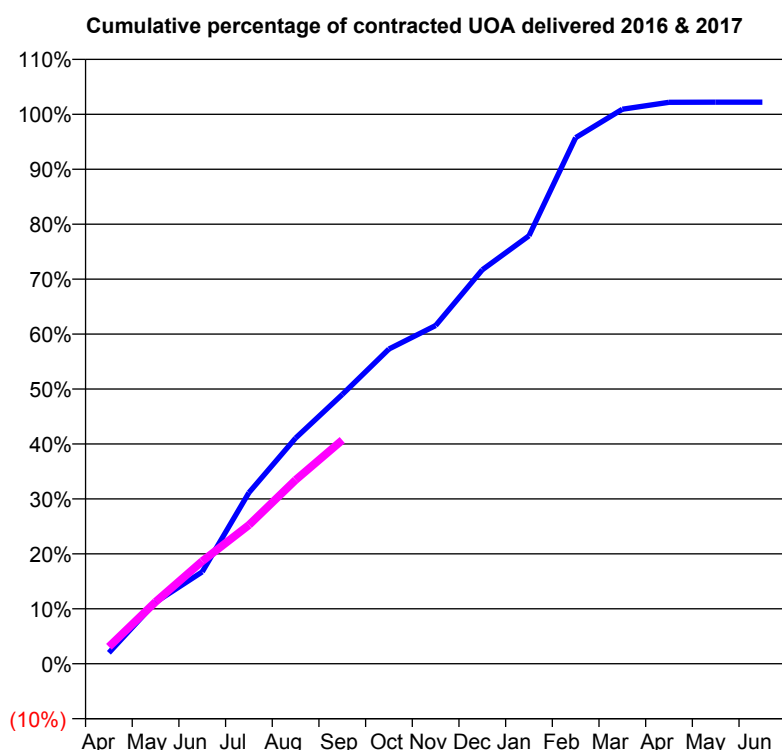
**Q61 - Vital Signs Orthodontic At a Glance Contract Report for 556459/0002 - September 2016**

Name or company name	MR GP DINDOL
Contract type name	GDS Contract
Purpose of contract	General and Orthodontic
Contract start date	19/07/2008
Contract end date	

16/17 Contracted general activity (UDA)	5,459
Carry forward general activity (UDA)	-109
16/17 Contracted orthodontic activity (UOA)	2,491
Carry forward orthodontic activity (UOA)	-50
Baseline contract value	£518,234.20

**ACCESS**

	Contract	England and Wales
24 month ratio of assessments to patient IDs	1.06	1.10

**ACTIVITY**


Month	Adjusted Scheduled Activity (UOA)	
	2016	2017
April	50	77
May	279	281
June	417	465
July	776	629
August	1,023	833
September	1,221	1,014
October	1,427	
November	1,533	
December	1,786	
January	1,940	
February	2,385	
March	2,514	
April	2,545	
May	2,546	
June	2,546	

**QUALITY**

	Contract Quantity	Contract Base Number	Contract *	Region	England
% of all assessments that were assess and fit appliances (rolling 12 month period)	100	331	30.2%	54.4%	54.1%
% of all assessments that were assess and refuse (rolling 12 month period)	103	331	31.1%	14.9%	12.4%
% of all assessments that were assess and review (rolling 12 month period)	128	331	38.7%	30.7%	33.5%
% of terminated courses where treatment was abandoned or discontinued (rolling 12 month period)	18	103	17.5%	6.4%	7.2%
% of completed treatments indicating that PAR score was taken (year to date)	15	55	27.3%	67.6%	58.9%
Rate of removable appliances per 100 fixed appliances - proposed treatment (rolling 12 month period)	0	0	<i>N/A</i>	4.21	5.66
Rate of removable appliances per 100 fixed appliances - completed treatment (rolling 12 month period)	0	0	<i>N/A</i>	3.90	4.88
% of courses of treatment with removable appliances only - proposed treatment (rolling 12 month period)	0	100	0.0%	2.0%	2.1%
% of courses of treatment with removable appliances only - completed treatment (rolling 12 month period)	0	85	0.0%	1.7%	1.5%
% of patients satisfied with the treatment they have received (rolling 12 month period)	0	0	<i>N/A</i>	93.0%	95.7%

\* Figures in italics indicate that the base number is less than 100.

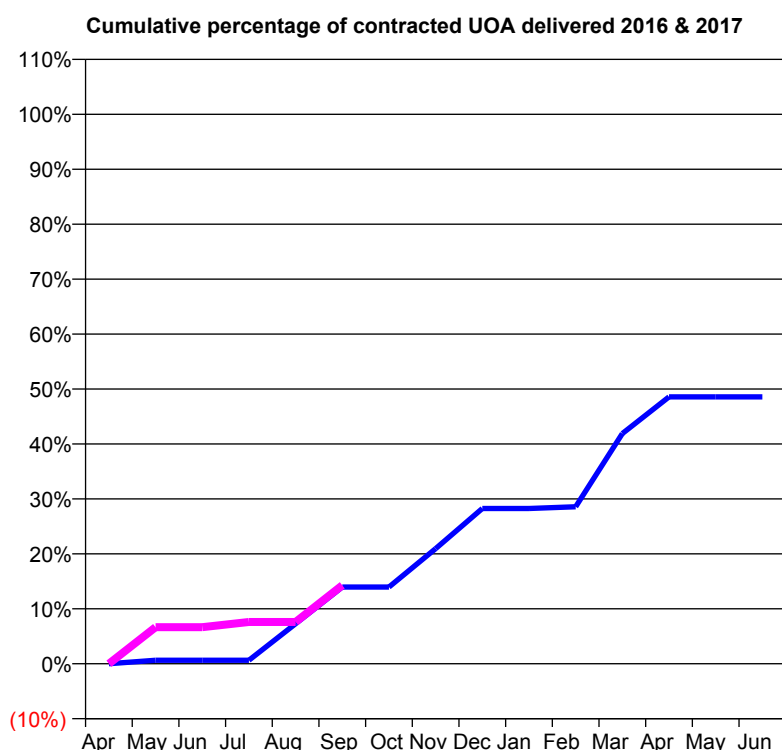
**Q61 - Vital Signs Orthodontic At a Glance Contract Report for 574732/0001 - September 2016**

Name or company name	MR B LILADHAR
Contract type name	GDS Contract
Purpose of contract	General and Orthodontic
Contract start date	01/04/2006
Contract end date	

16/17 Contracted general activity (UDA)	3,503
Carry forward general activity (UDA)	0
16/17 Contracted orthodontic activity (UOA)	315
Carry forward orthodontic activity (UOA)	0
Baseline contract value	£127,429.86

**ACCESS**

	Contract	England and Wales
24 month ratio of assessments to patient IDs	1.04	1.10

**ACTIVITY**


Month	Adjusted Scheduled Activity (UOA)	
	2016	2017
April	0	0
May	2	21
June	2	21
July	2	24
August	23	24
September	44	45
October	44	
November	66	
December	89	
January	89	
February	90	
March	132	
April	153	
May	153	
June	153	

**QUALITY**

	Contract Quantity	Contract Base Number	Contract *	Region	England
% of all assessments that were assess and fit appliances (rolling 12 month period)	7	14	50.0%	54.4%	54.1%
% of all assessments that were assess and refuse (rolling 12 month period)	2	14	14.3%	14.9%	12.4%
% of all assessments that were assess and review (rolling 12 month period)	5	14	35.7%	30.7%	33.5%
% of terminated courses where treatment was abandoned or discontinued (rolling 12 month period)	0	1	0.0%	6.4%	7.2%
% of completed treatments indicating that PAR score was taken (year to date)	1	1	100.0%	67.6%	58.9%
Rate of removable appliances per 100 fixed appliances - proposed treatment (rolling 12 month period)	1	13	7.69	4.21	5.66
Rate of removable appliances per 100 fixed appliances - completed treatment (rolling 12 month period)	0	2	0.00	3.90	4.88
% of courses of treatment with removable appliances only - proposed treatment (rolling 12 month period)	0	7	0.0%	2.0%	2.1%
% of courses of treatment with removable appliances only - completed treatment (rolling 12 month period)	0	1	0.0%	1.7%	1.5%
% of patients satisfied with the treatment they have received (rolling 12 month period)	0	0	N/A	93.0%	95.7%

\* Figures in italics indicate that the base number is less than 100.

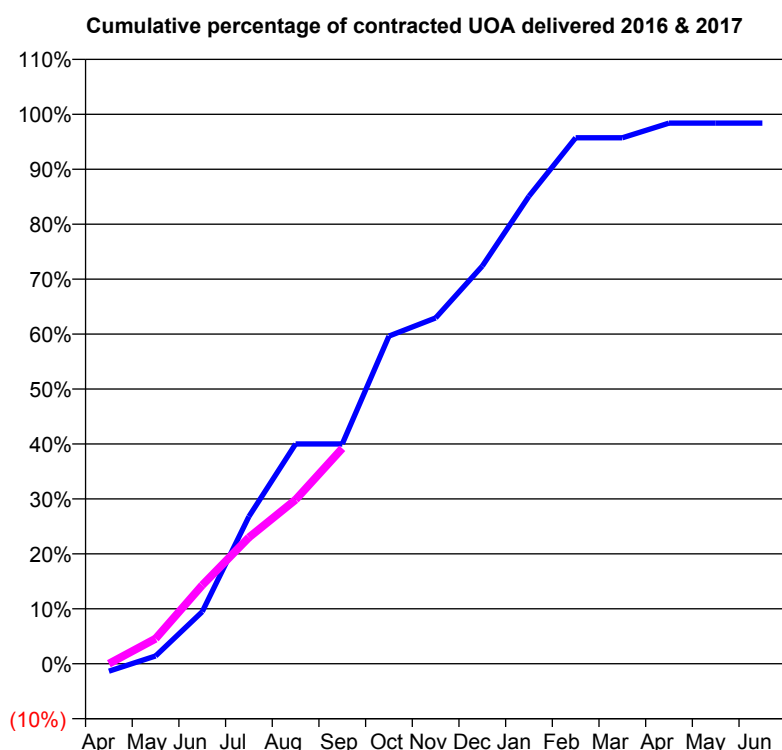
**Q61 - Vital Signs Orthodontic At a Glance Contract Report for 575135/0001 - September 2016**

Name or company name	MRS LC LYONS
Contract type name	PDS Contract
Purpose of contract	Orthodontic
Contract start date	01/04/2006
Contract end date	31/03/2019

16/17 Contracted general activity (UDA)	0
Carry forward general activity (UDA)	0
16/17 Contracted orthodontic activity (UOA)	3,152
Carry forward orthodontic activity (UOA)	0
Baseline contract value	£209,815.65

**ACCESS**

	Contract	England and Wales
24 month ratio of assessments to patient IDs	1.33	1.10

**ACTIVITY**


Month	Adjusted Scheduled Activity (UOA)	
	2016	2017
April	-43	0
May	45	144
June	299	451
July	845	725
August	1,261	941
September	1,261	1,236
October	1,880	
November	1,984	
December	2,281	
January	2,682	
February	3,017	
March	3,017	
April	3,101	
May	3,101	
June	3,101	

**QUALITY**

	Contract Quantity	Contract Base Number	Contract *	Region	England
% of all assessments that were assess and fit appliances (rolling 12 month period)	131	456	28.7%	54.4%	54.1%
% of all assessments that were assess and refuse (rolling 12 month period)	81	456	17.8%	14.9%	12.4%
% of all assessments that were assess and review (rolling 12 month period)	244	456	53.5%	30.7%	33.5%
% of terminated courses where treatment was abandoned or discontinued (rolling 12 month period)	30	88	34.1%	6.4%	7.2%
% of completed treatments indicating that PAR score was taken (year to date)	19	19	100.0%	67.6%	58.9%
Rate of removable appliances per 100 fixed appliances - proposed treatment (rolling 12 month period)	18	257	7.00	4.21	5.66
Rate of removable appliances per 100 fixed appliances - completed treatment (rolling 12 month period)	6	108	5.56	3.90	4.88
% of courses of treatment with removable appliances only - proposed treatment (rolling 12 month period)	1	131	0.8%	2.0%	2.1%
% of courses of treatment with removable appliances only - completed treatment (rolling 12 month period)	1	58	1.7%	1.7%	1.5%
% of patients satisfied with the treatment they have received (rolling 12 month period)	2	2	100.0%	93.0%	95.7%

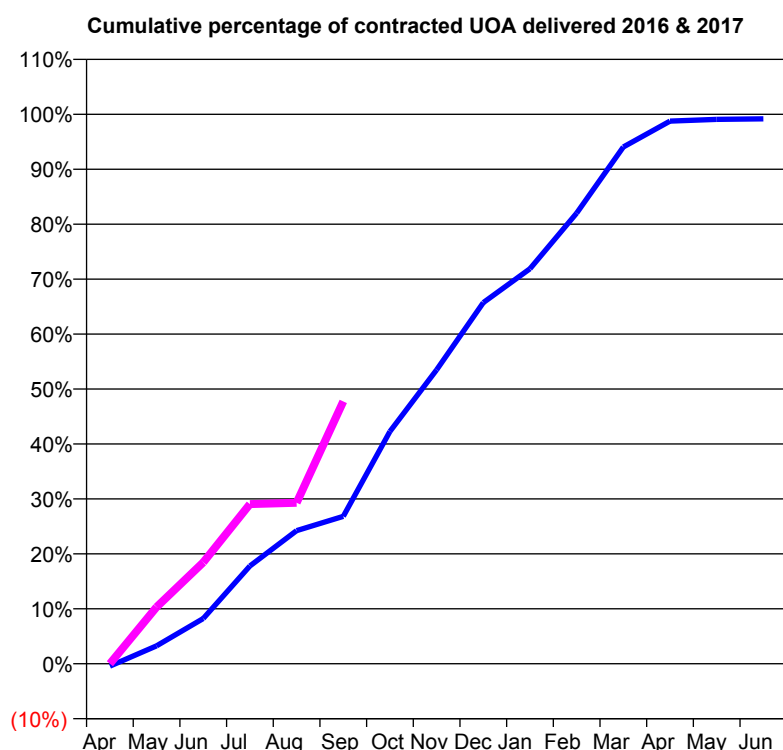
\* Figures in italics indicate that the base number is less than 100.

**Q61 - Vital Signs Orthodontic At a Glance Contract Report for 631752/0002 - September 2016**

Name or company name	MR HA PATEL	16/17 Contracted general activity (UDA)	0
Contract type name	PDS Contract	Carry forward general activity (UDA)	0
Purpose of contract	Orthodontic	16/17 Contracted orthodontic activity (UOA)	19,261
Contract start date	01/04/2006	Carry forward orthodontic activity (UOA)	0
Contract end date	31/03/2019	Baseline contract value	£1,248,985.78

**ACCESS**

	Contract	England and Wales
24 month ratio of assessments to patient IDs	1.02	1.10

**ACTIVITY**


Month	Adjusted Scheduled Activity (UOA)	
	2016	2017
April	-88	0
May	629	1,990
June	1,585	3,554
July	3,430	5,595
August	4,668	5,642
September	5,167	9,198
October	8,145	
November	10,302	
December	12,662	
January	13,848	
February	15,795	
March	18,115	
April	19,021	
May	19,080	
June	19,100	

**QUALITY**

	Contract Quantity	Contract Base Number	Contract *	Region	England
% of all assessments that were assess and fit appliances (rolling 12 month period)	1,063	2,227	47.7%	54.4%	54.1%
% of all assessments that were assess and refuse (rolling 12 month period)	570	2,227	25.6%	14.9%	12.4%
% of all assessments that were assess and review (rolling 12 month period)	594	2,227	26.7%	30.7%	33.5%
% of terminated courses where treatment was abandoned or discontinued (rolling 12 month period)	17	781	2.2%	6.4%	7.2%
% of completed treatments indicating that PAR score was taken (year to date)	0	407	0.0%	67.6%	58.9%
Rate of removable appliances per 100 fixed appliances - proposed treatment (rolling 12 month period)	182	2,089	8.71	4.21	5.66
Rate of removable appliances per 100 fixed appliances - completed treatment (rolling 12 month period)	148	1,473	10.05	3.90	4.88
% of courses of treatment with removable appliances only - proposed treatment (rolling 12 month period)	17	1,063	1.6%	2.0%	2.1%
% of courses of treatment with removable appliances only - completed treatment (rolling 12 month period)	22	764	2.9%	1.7%	1.5%
% of patients satisfied with the treatment they have received (rolling 12 month period)	25	25	100.0%	93.0%	95.7%

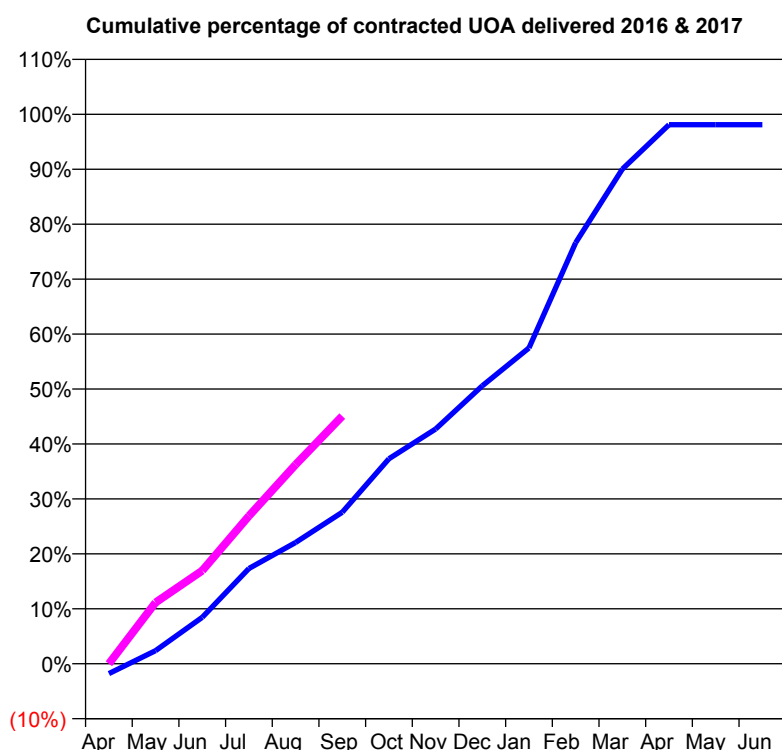
\* Figures in italics indicate that the base number is less than 100.

**Q61 - Vital Signs Orthodontic At a Glance Contract Report for 631752/0003 - September 2016**

Name or company name	MR HA PATEL	16/17 Contracted general activity (UDA)	0
Contract type name	PDS Contract	Carry forward general activity (UDA)	0
Purpose of contract	Orthodontic	16/17 Contracted orthodontic activity (UOA)	18,029
Contract start date	01/04/2006	Carry forward orthodontic activity (UOA)	0
Contract end date	31/03/2019	Baseline contract value	£1,196,161.45

**ACCESS**

	Contract	England and Wales
24 month ratio of assessments to patient IDs	1.01	1.10

**ACTIVITY**


Month	Adjusted Scheduled Activity (UOA)	
	2016	2017
April	-324	0
May	432	2,011
June	1,523	3,055
July	3,125	4,849
August	3,980	6,534
September	4,974	8,128
October	6,726	
November	7,704	
December	9,118	
January	10,362	
February	13,815	
March	16,228	
April	17,686	
May	17,686	
June	17,686	

**QUALITY**

	Contract Quantity	Contract Base Number	Contract *	Region	England
% of all assessments that were assess and fit appliances (rolling 12 month period)	967	1,857	52.1%	54.4%	54.1%
% of all assessments that were assess and refuse (rolling 12 month period)	487	1,857	26.2%	14.9%	12.4%
% of all assessments that were assess and review (rolling 12 month period)	403	1,857	21.7%	30.7%	33.5%
% of terminated courses where treatment was abandoned or discontinued (rolling 12 month period)	94	1,222	7.7%	6.4%	7.2%
% of completed treatments indicating that PAR score was taken (year to date)	611	641	95.3%	67.6%	58.9%
Rate of removable appliances per 100 fixed appliances - proposed treatment (rolling 12 month period)	125	1,894	6.60	4.21	5.66
Rate of removable appliances per 100 fixed appliances - completed treatment (rolling 12 month period)	135	2,186	6.18	3.90	4.88
% of courses of treatment with removable appliances only - proposed treatment (rolling 12 month period)	8	967	0.8%	2.0%	2.1%
% of courses of treatment with removable appliances only - completed treatment (rolling 12 month period)	9	1,128	0.8%	1.7%	1.5%
% of patients satisfied with the treatment they have received (rolling 12 month period)	18	22	81.8%	93.0%	95.7%

\* Figures in italics indicate that the base number is less than 100.

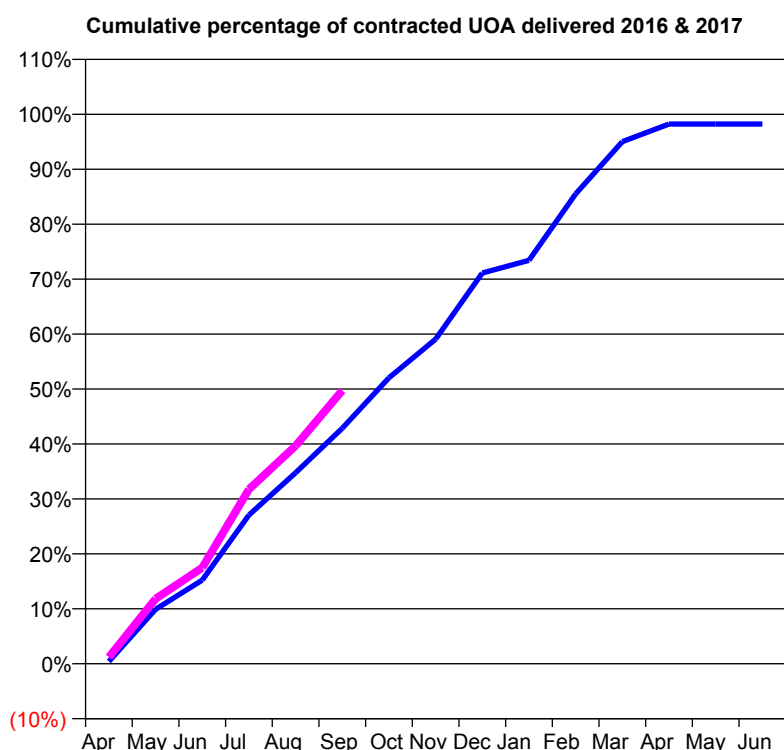
**Q61 - Vital Signs Orthodontic At a Glance Contract Report for 631752/0004 - September 2016**

Name or company name	MR HA PATEL
Contract type name	PDS Contract
Purpose of contract	Orthodontic
Contract start date	01/04/2006
Contract end date	31/03/2019

16/17 Contracted general activity (UDA)	0
Carry forward general activity (UDA)	0
16/17 Contracted orthodontic activity (UOA)	25,678
Carry forward orthodontic activity (UOA)	454
Baseline contract value	£1,712,853.46

**ACCESS**

	Contract	England and Wales
24 month ratio of assessments to patient IDs	1.01	1.10

**ACTIVITY**


Month	Adjusted Scheduled Activity (UOA)	
	2016	2017
April	108	310
May	2,546	3,035
June	3,912	4,492
July	6,950	8,154
August	8,924	10,188
September	11,008	12,769
October	13,360	-
November	15,172	-
December	18,258	-
January	18,850	-
February	21,953	-
March	24,396	-
April	25,224	-
May	25,224	-
June	25,224	-

**QUALITY**

	Contract Quantity	Contract Base Number	Contract *	Region	England
% of all assessments that were assess and fit appliances (rolling 12 month period)	1,286	2,059	62.5%	54.4%	54.1%
% of all assessments that were assess and refuse (rolling 12 month period)	318	2,059	15.4%	14.9%	12.4%
% of all assessments that were assess and review (rolling 12 month period)	455	2,059	22.1%	30.7%	33.5%
% of terminated courses where treatment was abandoned or discontinued (rolling 12 month period)	35	1,259	2.8%	6.4%	7.2%
% of completed treatments indicating that PAR score was taken (year to date)	601	615	97.7%	67.6%	58.9%
Rate of removable appliances per 100 fixed appliances - proposed treatment (rolling 12 month period)	114	2,538	4.49	4.21	5.66
Rate of removable appliances per 100 fixed appliances - completed treatment (rolling 12 month period)	121	2,409	5.02	3.90	4.88
% of courses of treatment with removable appliances only - proposed treatment (rolling 12 month period)	15	1,286	1.2%	2.0%	2.1%
% of courses of treatment with removable appliances only - completed treatment (rolling 12 month period)	13	1,224	1.1%	1.7%	1.5%
% of patients satisfied with the treatment they have received (rolling 12 month period)	18	19	94.7%	93.0%	95.7%

\* Figures in italics indicate that the base number is less than 100.



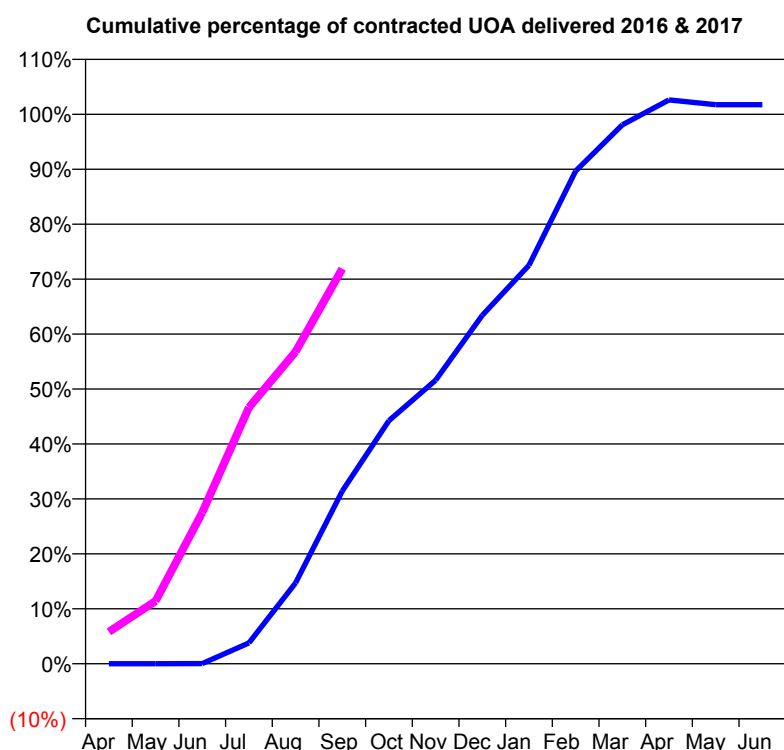
**Q61 - Vital Signs Orthodontic At a Glance Contract Report for 631752/0005 - September 2016**

Name or company name	Angle House Orthodontics Ltd.
Contract type name	PDS Contract
Purpose of contract	Orthodontic
Contract start date	01/04/2015
Contract end date	31/03/2019

16/17 Contracted general activity (UDA)	0
Carry forward general activity (UDA)	0
16/17 Contracted orthodontic activity (UOA)	6,000
Carry forward orthodontic activity (UOA)	-105
Baseline contract value	£360,234.31

**ACCESS**

	Contract	England and Wales
24 month ratio of assessments to patient IDs	1.00	1.10

**ACTIVITY**


Month	Adjusted Scheduled Activity (UOA)	
	2016	2017
April	0	348
May	0	685
June	2	1,652
July	228	2,799
August	883	3,408
September	1,886	4,313
October	2,655	
November	3,096	
December	3,805	
January	4,351	
February	5,380	
March	5,884	
April	6,157	
May	6,105	
June	6,105	

**QUALITY**

	Contract Quantity	Contract Base Number	Contract *	Region	England
% of all assessments that were assess and fit appliances (rolling 12 month period)	410	537	76.4%	54.4%	54.1%
% of all assessments that were assess and refuse (rolling 12 month period)	103	537	19.2%	14.9%	12.4%
% of all assessments that were assess and review (rolling 12 month period)	24	537	4.5%	30.7%	33.5%
% of terminated courses where treatment was abandoned or discontinued (rolling 12 month period)	2	13	15.4%	6.4%	7.2%
% of completed treatments indicating that PAR score was taken (year to date)	5	6	83.3%	67.6%	58.9%
Rate of removable appliances per 100 fixed appliances - proposed treatment (rolling 12 month period)	30	792	3.79	4.21	5.66
Rate of removable appliances per 100 fixed appliances - completed treatment (rolling 12 month period)	2	10	20.00	3.90	4.88
% of courses of treatment with removable appliances only - proposed treatment (rolling 12 month period)	14	410	3.4%	2.0%	2.1%
% of courses of treatment with removable appliances only - completed treatment (rolling 12 month period)	2	11	18.2%	1.7%	1.5%
% of patients satisfied with the treatment they have received (rolling 12 month period)	5	5	100.0%	93.0%	95.7%

\* Figures in italics indicate that the base number is less than 100.

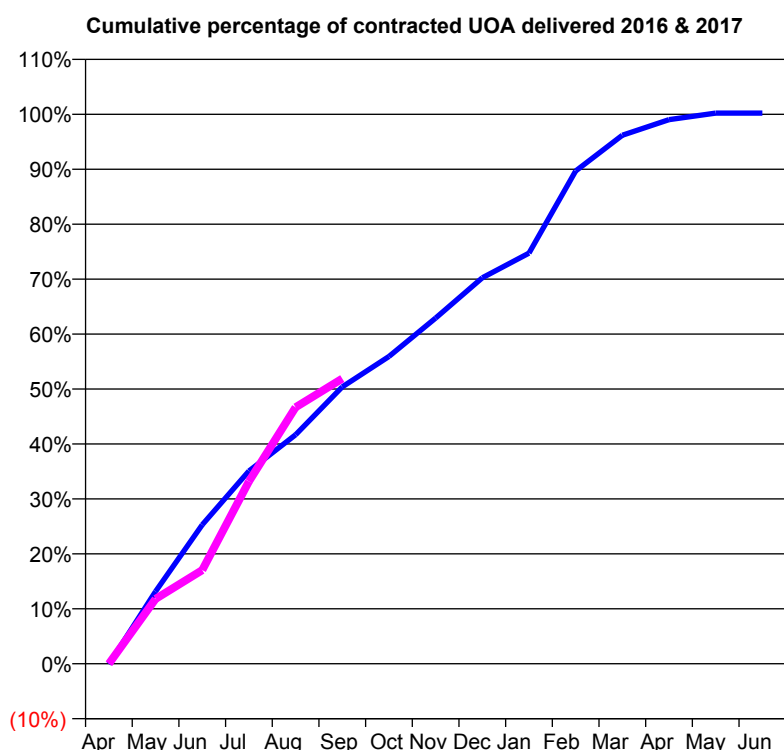
**Q61 - Vital Signs Orthodontic At a Glance Contract Report for 638390/0001 - September 2016**

Name or company name	MRS RS YAQOOB
Contract type name	PDS Contract
Purpose of contract	Orthodontic
Contract start date	01/04/2006
Contract end date	31/03/2019

16/17 Contracted general activity (UDA)	0
Carry forward general activity (UDA)	0
16/17 Contracted orthodontic activity (UOA)	6,017
Carry forward orthodontic activity (UOA)	0
Baseline contract value	£397,753.25

**ACCESS**

	Contract	England and Wales
24 month ratio of assessments to patient IDs	1.04	1.10

**ACTIVITY**


Month	Adjusted Scheduled Activity (UOA)	
	2016	2017
April	-5	0
May	792	710
June	1,522	1,026
July	2,110	1,997
August	2,508	2,809
September	3,032	3,122
October	3,365	
November	3,786	
December	4,226	
January	4,497	
February	5,396	
March	5,788	
April	5,958	
May	6,030	
June	6,029	

**QUALITY**

	Contract Quantity	Contract Base Number	Contract *	Region	England
% of all assessments that were assess and fit appliances (rolling 12 month period)	300	713	42.1%	54.4%	54.1%
% of all assessments that were assess and refuse (rolling 12 month period)	184	713	25.8%	14.9%	12.4%
% of all assessments that were assess and review (rolling 12 month period)	229	713	32.1%	30.7%	33.5%
% of terminated courses where treatment was abandoned or discontinued (rolling 12 month period)	9	232	3.9%	6.4%	7.2%
% of completed treatments indicating that PAR score was taken (year to date)	116	127	91.3%	67.6%	58.9%
Rate of removable appliances per 100 fixed appliances - proposed treatment (rolling 12 month period)	26	529	4.91	4.21	5.66
Rate of removable appliances per 100 fixed appliances - completed treatment (rolling 12 month period)	5	440	1.14	3.90	4.88
% of courses of treatment with removable appliances only - proposed treatment (rolling 12 month period)	2	300	0.7%	2.0%	2.1%
% of courses of treatment with removable appliances only - completed treatment (rolling 12 month period)	0	223	0.0%	1.7%	1.5%
% of patients satisfied with the treatment they have received (rolling 12 month period)	3	4	75.0%	93.0%	95.7%

\* Figures in italics indicate that the base number is less than 100.

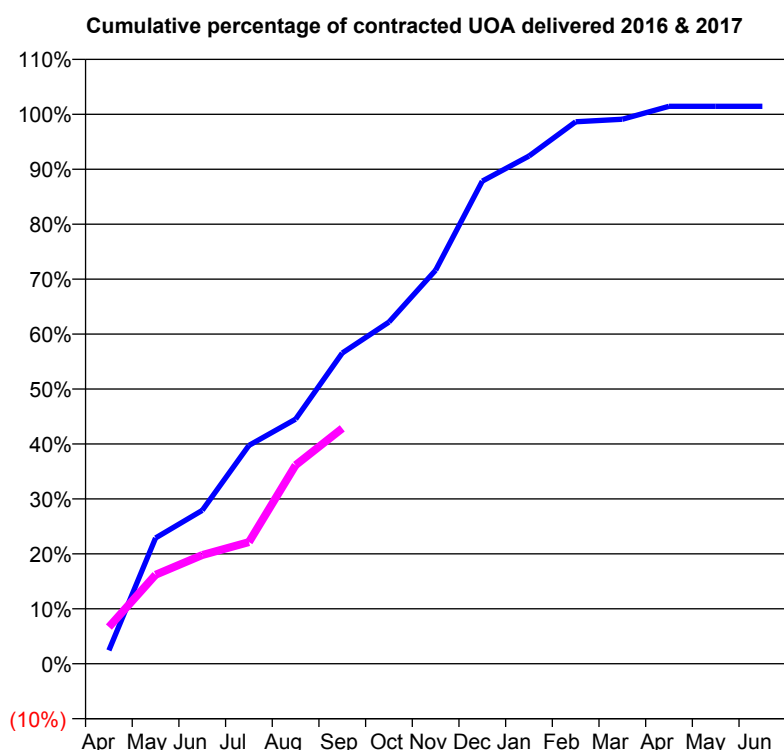
**Q61 - Vital Signs Orthodontic At a Glance Contract Report for 650242/0001 - September 2016**

Name or company name	MR H SHAH
Contract type name	GDS Contract
Purpose of contract	General and Orthodontic
Contract start date	01/04/2006
Contract end date	

16/17 Contracted general activity (UDA)	27,477
Carry forward general activity (UDA)	-13
16/17 Contracted orthodontic activity (UOA)	1,314
Carry forward orthodontic activity (UOA)	-19
Baseline contract value	£886,923.03

**ACCESS**

	Contract	England and Wales
24 month ratio of assessments to patient IDs	1.12	1.10

**ACTIVITY**


Month	Adjusted Scheduled Activity (UOA)	
	2016	2017
April	32	88
May	301	213
June	367	260
July	522	291
August	585	475
September	743	563
October	817	
November	941	
December	1,154	
January	1,214	
February	1,296	
March	1,302	
April	1,333	
May	1,333	
June	1,333	

**QUALITY**

	Contract Quantity	Contract Base Number	Contract *	Region	England
% of all assessments that were assess and fit appliances (rolling 12 month period)	42	346	12.1%	54.4%	54.1%
% of all assessments that were assess and refuse (rolling 12 month period)	80	346	23.1%	14.9%	12.4%
% of all assessments that were assess and review (rolling 12 month period)	224	346	64.7%	30.7%	33.5%
% of terminated courses where treatment was abandoned or discontinued (rolling 12 month period)	6	57	10.5%	6.4%	7.2%
% of completed treatments indicating that PAR score was taken (year to date)	32	34	94.1%	67.6%	58.9%
Rate of removable appliances per 100 fixed appliances - proposed treatment (rolling 12 month period)	3	78	3.85	4.21	5.66
Rate of removable appliances per 100 fixed appliances - completed treatment (rolling 12 month period)	2	92	2.17	3.90	4.88
% of courses of treatment with removable appliances only - proposed treatment (rolling 12 month period)	3	42	7.1%	2.0%	2.1%
% of courses of treatment with removable appliances only - completed treatment (rolling 12 month period)	2	51	3.9%	1.7%	1.5%
% of patients satisfied with the treatment they have received (rolling 12 month period)	1	1	100.0%	93.0%	95.7%

\* Figures in italics indicate that the base number is less than 100.

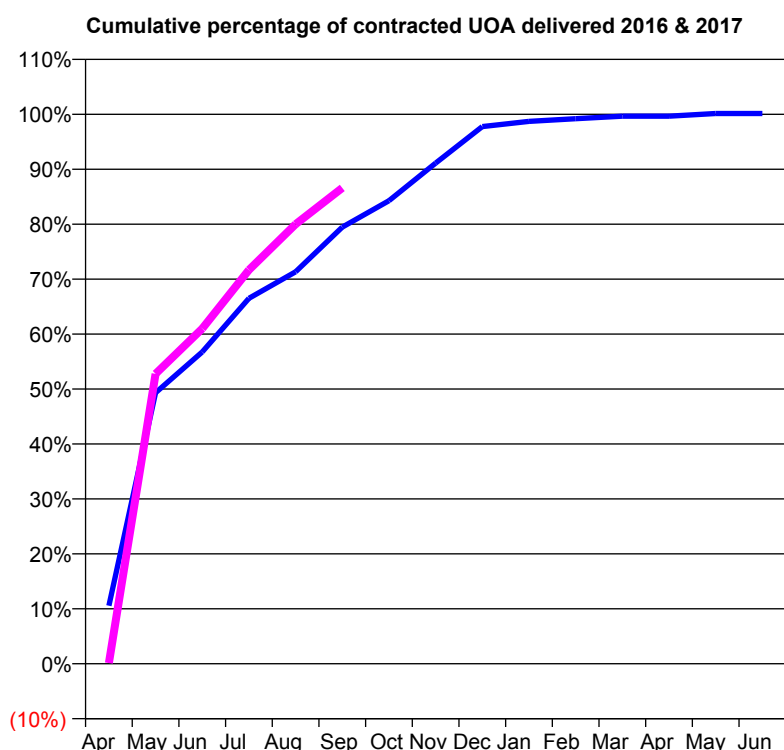
**Q61 - Vital Signs Orthodontic At a Glance Contract Report for 822507/0001 - September 2016**

Name or company name	MR Y DANIEL
Contract type name	PDS Contract
Purpose of contract	Orthodontic
Contract start date	01/04/2006
Contract end date	31/03/2018

16/17 Contracted general activity (UDA)	0
Carry forward general activity (UDA)	0
16/17 Contracted orthodontic activity (UOA)	4,417
Carry forward orthodontic activity (UOA)	-6
Baseline contract value	£286,382.36

**ACCESS**

	Contract	England and Wales
24 month ratio of assessments to patient IDs	1.02	1.10

**ACTIVITY**


Month	Adjusted Scheduled Activity (UOA)	
	2016	2017
April	467	6
May	2,179	2,331
June	2,507	2,694
July	2,937	3,166
August	3,151	3,533
September	3,510	3,825
October	3,722	
November	4,024	
December	4,318	
January	4,360	
February	4,381	
March	4,402	
April	4,402	
May	4,423	
June	4,423	

**QUALITY**

	Contract Quantity	Contract Base Number	Contract *	Region	England
% of all assessments that were assess and fit appliances (rolling 12 month period)	217	379	57.3%	54.4%	54.1%
% of all assessments that were assess and refuse (rolling 12 month period)	35	379	9.2%	14.9%	12.4%
% of all assessments that were assess and review (rolling 12 month period)	127	379	33.5%	30.7%	33.5%
% of terminated courses where treatment was abandoned or discontinued (rolling 12 month period)	3	163	1.8%	6.4%	7.2%
% of completed treatments indicating that PAR score was taken (year to date)	79	81	97.5%	67.6%	58.9%
Rate of removable appliances per 100 fixed appliances - proposed treatment (rolling 12 month period)	6	419	1.43	4.21	5.66
Rate of removable appliances per 100 fixed appliances - completed treatment (rolling 12 month period)	3	293	1.02	3.90	4.88
% of courses of treatment with removable appliances only - proposed treatment (rolling 12 month period)	1	217	0.5%	2.0%	2.1%
% of courses of treatment with removable appliances only - completed treatment (rolling 12 month period)	0	160	0.0%	1.7%	1.5%
% of patients satisfied with the treatment they have received (rolling 12 month period)	3	3	100.0%	93.0%	95.7%

\* Figures in italics indicate that the base number is less than 100.

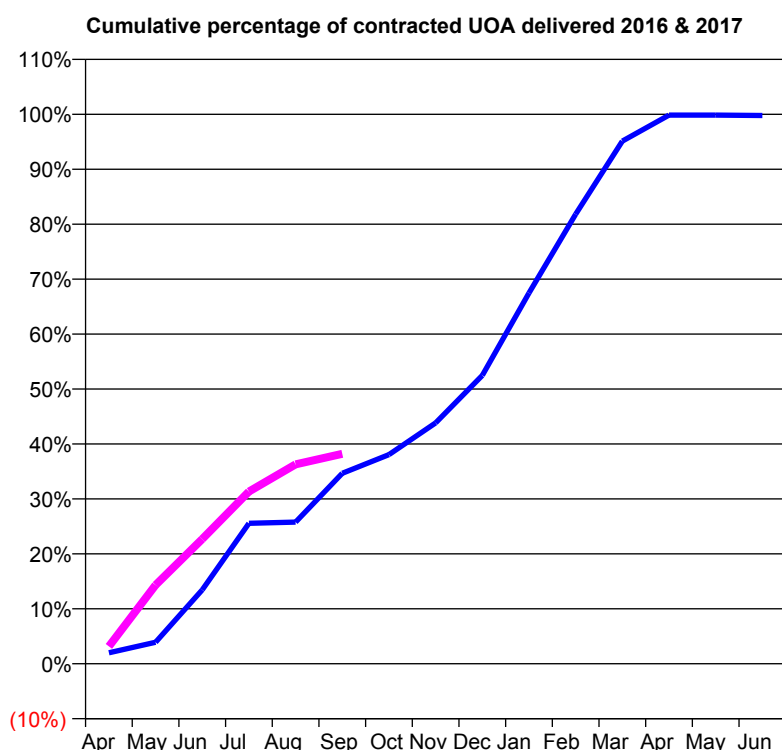
**Q61 - Vital Signs Orthodontic At a Glance Contract Report for 917079/0001 - September 2016**

Name or company name	MRS A LEE
Contract type name	GDS Contract
Purpose of contract	General and Orthodontic
Contract start date	01/04/2006
Contract end date	

16/17 Contracted general activity (UDA)	9,302
Carry forward general activity (UDA)	0
16/17 Contracted orthodontic activity (UOA)	1,353
Carry forward orthodontic activity (UOA)	0
Baseline contract value	£374,364.28

**ACCESS**

	Contract	England and Wales
24 month ratio of assessments to patient IDs	1.04	1.10

**ACTIVITY**


Month	Adjusted Scheduled Activity (UOA)	
	2016	2017
April	27	43
May	53	194
June	182	307
July	346	424
August	349	491
September	469	517
October	515	
November	593	
December	710	
January	913	
February	1,107	
March	1,287	
April	1,351	
May	1,351	
June	1,350	

**QUALITY**

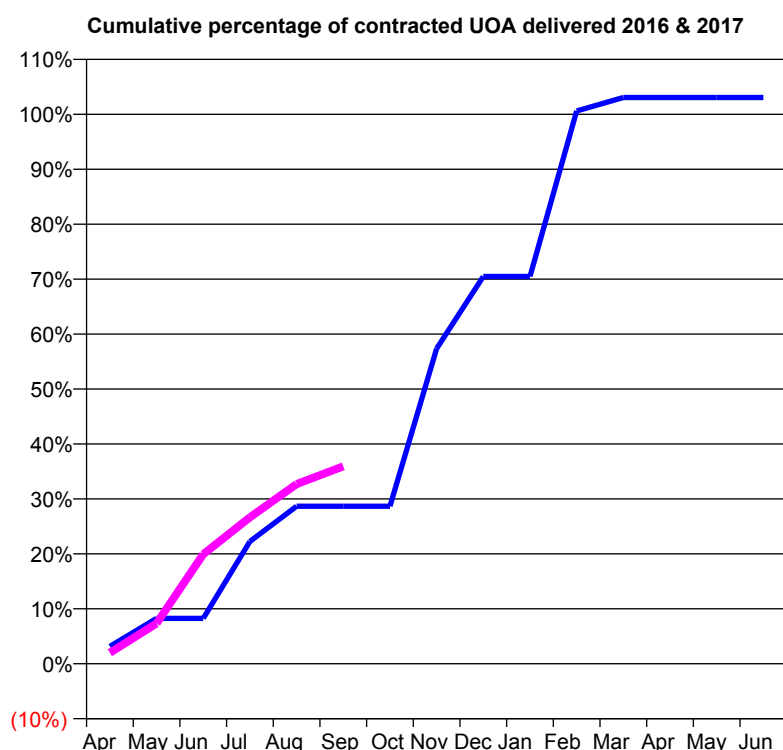
	Contract Quantity	Contract Base Number	Contract *	Region	England
% of all assessments that were assess and fit appliances (rolling 12 month period)	68	182	37.4%	54.4%	54.1%
% of all assessments that were assess and refuse (rolling 12 month period)	30	182	16.5%	14.9%	12.4%
% of all assessments that were assess and review (rolling 12 month period)	84	182	46.2%	30.7%	33.5%
% of terminated courses where treatment was abandoned or discontinued (rolling 12 month period)	1	46	2.2%	6.4%	7.2%
% of completed treatments indicating that PAR score was taken (year to date)	19	19	100.0%	67.6%	58.9%
Rate of removable appliances per 100 fixed appliances - proposed treatment (rolling 12 month period)	19	128	14.84	4.21	5.66
Rate of removable appliances per 100 fixed appliances - completed treatment (rolling 12 month period)	0	4	0.00	3.90	4.88
% of courses of treatment with removable appliances only - proposed treatment (rolling 12 month period)	3	68	4.4%	2.0%	2.1%
% of courses of treatment with removable appliances only - completed treatment (rolling 12 month period)	0	45	0.0%	1.7%	1.5%
% of patients satisfied with the treatment they have received (rolling 12 month period)	2	2	100.0%	93.0%	95.7%

\* Figures in italics indicate that the base number is less than 100.

**Q61 - Vital Signs Orthodontic At a Glance Contract Report for 925152/0001 - September 2016**

Name or company name	MR GP MANCINI	16/17 Contracted general activity (UDA)	0
Contract type name	PDS Contract	Carry forward general activity (UDA)	0
Purpose of contract	Orthodontic	16/17 Contracted orthodontic activity (UOA)	6,106
Contract start date	01/04/2006	Carry forward orthodontic activity (UOA)	-122
Contract end date	31/03/2019	Baseline contract value	£395,943.56

ACCESS	Contract	England and Wales
24 month ratio of assessments to patient IDs	1.04	1.10

**ACTIVITY**


Month	Adjusted Scheduled Activity (UOA)	
	2016	2017
April	193	122
May	505	448
June	505	1,217
July	1,360	1,627
August	1,751	1,997
September	1,751	2,194
October	1,751	
November	3,502	
December	4,304	
January	4,304	
February	6,143	
March	6,292	
April	6,292	
May	6,292	
June	6,292	

**QUALITY**

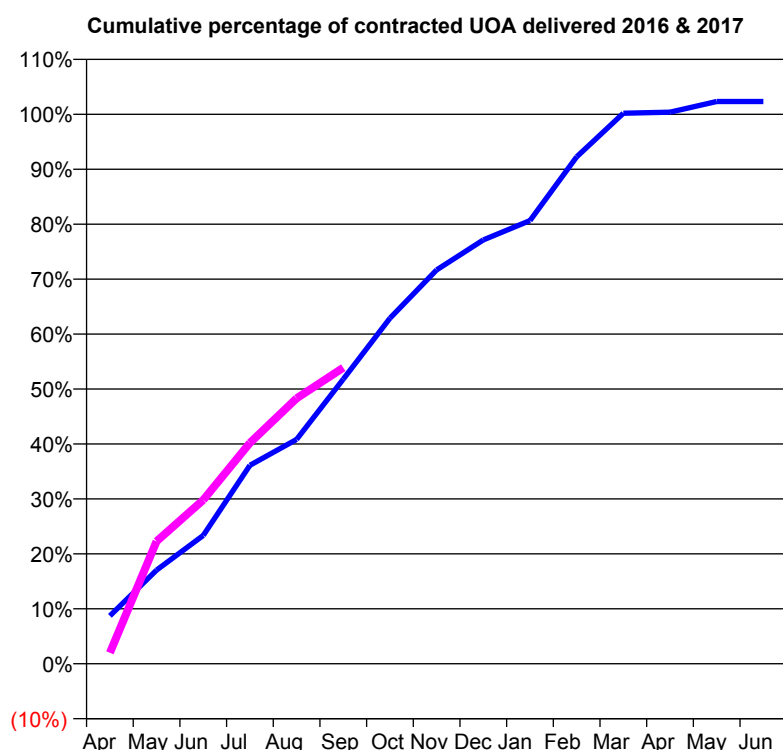
	Contract Quantity	Contract Base Number	Contract *	Region	England
% of all assessments that were assess and fit appliances (rolling 12 month period)	308	470	65.5%	54.4%	54.1%
% of all assessments that were assess and refuse (rolling 12 month period)	47	470	10.0%	14.9%	12.4%
% of all assessments that were assess and review (rolling 12 month period)	115	470	24.5%	30.7%	33.5%
% of terminated courses where treatment was abandoned or discontinued (rolling 12 month period)	2	236	0.8%	6.4%	7.2%
% of completed treatments indicating that PAR score was taken (year to date)	63	65	96.9%	67.6%	58.9%
Rate of removable appliances per 100 fixed appliances - proposed treatment (rolling 12 month period)	14	606	2.31	4.21	5.66
Rate of removable appliances per 100 fixed appliances - completed treatment (rolling 12 month period)	9	468	1.92	3.90	4.88
% of courses of treatment with removable appliances only - proposed treatment (rolling 12 month period)	3	308	1.0%	2.0%	2.1%
% of courses of treatment with removable appliances only - completed treatment (rolling 12 month period)	0	234	0.0%	1.7%	1.5%
% of patients satisfied with the treatment they have received (rolling 12 month period)	3	3	100.0%	93.0%	95.7%

\* Figures in italics indicate that the base number is less than 100.

**Q61 - Vital Signs Orthodontic At a Glance Contract Report for 967114/0001 - September 2016**

Name or company name	MR A BOU SABA	16/17 Contracted general activity (UDA)	0
Contract type name	PDS Contract	Carry forward general activity (UDA)	0
Purpose of contract	Orthodontic	16/17 Contracted orthodontic activity (UOA)	4,295
Contract start date	24/01/2007	Carry forward orthodontic activity (UOA)	-86
Contract end date	31/03/2019	Baseline contract value	£285,836.61

ACCESS	Contract	England and Wales
24 month ratio of assessments to patient IDs	1.02	1.10

**ACTIVITY**


Month	Adjusted Scheduled Activity (UOA)	
	2016	2017
April	375	86
May	732	957
June	1,003	1,280
July	1,551	1,726
August	1,754	2,075
September	2,225	2,314
October	2,701	
November	3,078	
December	3,313	
January	3,464	
February	3,962	
March	4,303	
April	4,311	
May	4,395	
June	4,395	

**QUALITY**

	Contract Quantity	Contract Base Number	Contract *	Region	England
% of all assessments that were assess and fit appliances (rolling 12 month period)	199	469	42.4%	54.4%	54.1%
% of all assessments that were assess and refuse (rolling 12 month period)	129	469	27.5%	14.9%	12.4%
% of all assessments that were assess and review (rolling 12 month period)	141	469	30.1%	30.7%	33.5%
% of terminated courses where treatment was abandoned or discontinued (rolling 12 month period)	27	200	13.5%	6.4%	7.2%
% of completed treatments indicating that PAR score was taken (year to date)	39	75	52.0%	67.6%	58.9%
Rate of removable appliances per 100 fixed appliances - proposed treatment (rolling 12 month period)	4	388	1.03	4.21	5.66
Rate of removable appliances per 100 fixed appliances - completed treatment (rolling 12 month period)	6	336	1.79	3.90	4.88
% of courses of treatment with removable appliances only - proposed treatment (rolling 12 month period)	4	199	2.0%	2.0%	2.1%
% of courses of treatment with removable appliances only - completed treatment (rolling 12 month period)	5	173	2.9%	1.7%	1.5%
% of patients satisfied with the treatment they have received (rolling 12 month period)	7	8	87.5%	93.0%	95.7%

\* Figures in italics indicate that the base number is less than 100.

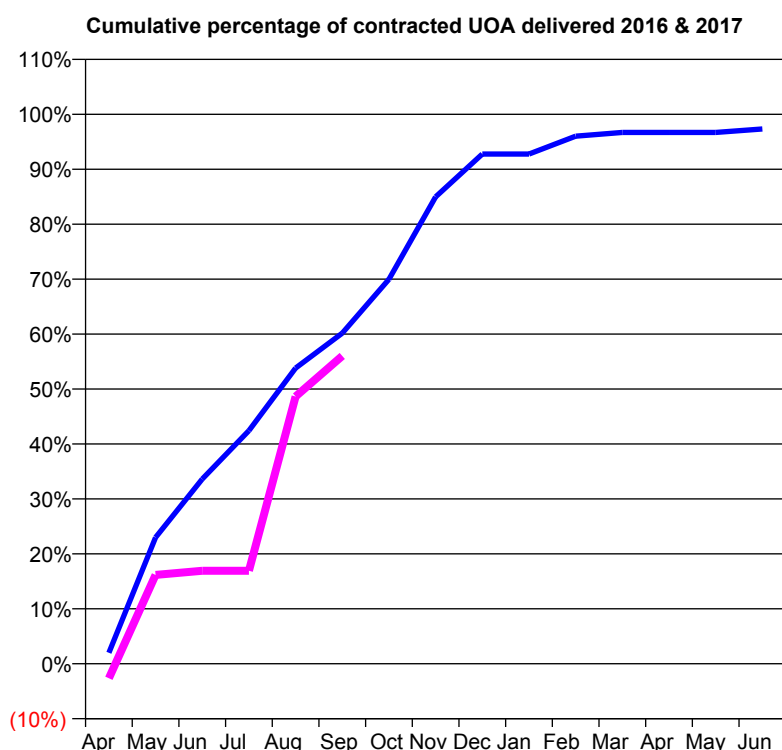
**Q61 - Vital Signs Orthodontic At a Glance Contract Report for 968994/0001 - September 2016**

Name or company name	MR A ALVANOS
Contract type name	PDS Contract
Purpose of contract	Orthodontic
Contract start date	01/08/2008
Contract end date	31/03/2019

16/17 Contracted general activity (UDA)	0
Carry forward general activity (UDA)	0
16/17 Contracted orthodontic activity (UOA)	3,233
Carry forward orthodontic activity (UOA)	86
Baseline contract value	£215,097.81

**ACCESS**

	Contract	England and Wales
24 month ratio of assessments to patient IDs	1.00	1.10

**ACTIVITY**


Month	Adjusted Scheduled Activity (UOA)	
	2016	2017
April	65	-86
May	743	523
June	1,087	547
July	1,372	547
August	1,740	1,573
September	1,945	1,811
October	2,262	
November	2,747	
December	2,999	
January	2,999	
February	3,104	
March	3,126	
April	3,126	
May	3,126	
June	3,147	

**QUALITY**

	Contract Quantity	Contract Base Number	Contract *	Region	England
% of all assessments that were assess and fit appliances (rolling 12 month period)	151	174	86.8%	54.4%	54.1%
% of all assessments that were assess and refuse (rolling 12 month period)	0	174	0.0%	14.9%	12.4%
% of all assessments that were assess and review (rolling 12 month period)	23	174	13.2%	30.7%	33.5%
% of terminated courses where treatment was abandoned or discontinued (rolling 12 month period)	2	99	2.0%	6.4%	7.2%
% of completed treatments indicating that PAR score was taken (year to date)	40	52	76.9%	67.6%	58.9%
Rate of removable appliances per 100 fixed appliances - proposed treatment (rolling 12 month period)	14	281	4.98	4.21	5.66
Rate of removable appliances per 100 fixed appliances - completed treatment (rolling 12 month period)	9	177	5.08	3.90	4.88
% of courses of treatment with removable appliances only - proposed treatment (rolling 12 month period)	8	151	5.3%	2.0%	2.1%
% of courses of treatment with removable appliances only - completed treatment (rolling 12 month period)	8	97	8.2%	1.7%	1.5%
% of patients satisfied with the treatment they have received (rolling 12 month period)	0	0	N/A	93.0%	95.7%

\* Figures in italics indicate that the base number is less than 100.



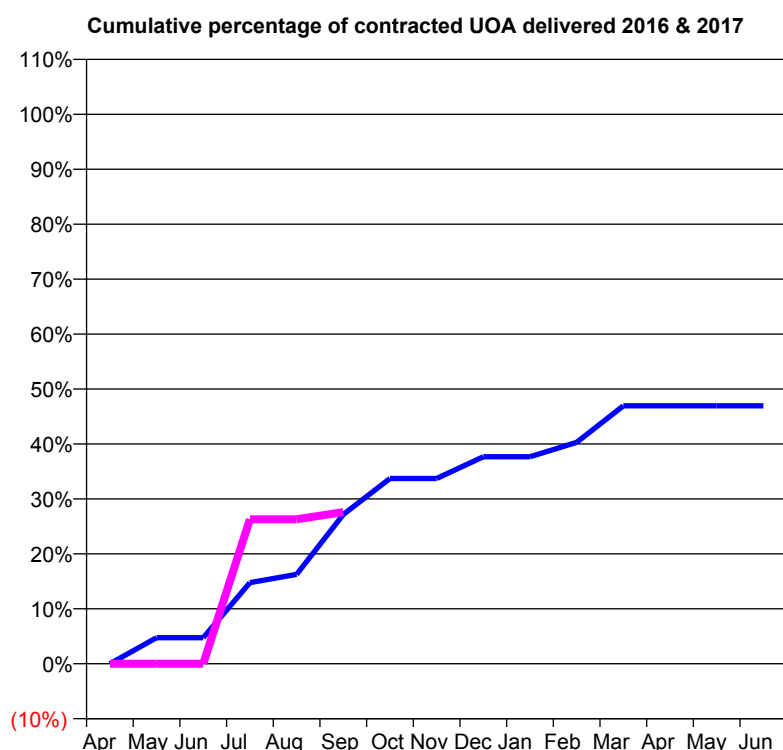
**Q62 - Vital Signs Orthodontic At a Glance Contract Report for 101370/0045 - September 2016**

Name or company name	Petrie Tucker & Partners Ltd
Contract type name	GDS Contract
Purpose of contract	General and Orthodontic
Contract start date	01/04/2006
Contract end date	

16/17 Contracted general activity (UDA)	19,022
Carry forward general activity (UDA)	0
16/17 Contracted orthodontic activity (UOA)	1,598
Carry forward orthodontic activity (UOA)	0
Baseline contract value	£671,627.98

**ACCESS**

	Contract	England and Wales
24 month ratio of assessments to patient IDs	1.03	1.10

**ACTIVITY**


Month	Adjusted Scheduled Activity (UOA)	
	2016	2017
April	0	0
May	76	0
June	76	0
July	236	420
August	260	420
September	434	441
October	539	
November	539	
December	602	
January	602	
February	644	
March	750	
April	750	
May	750	
June	750	

**QUALITY**

	Contract Quantity	Contract Base Number	Contract *	Region	England
% of all assessments that were assess and fit appliances (rolling 12 month period)	45	51	88.2%	54.4%	54.1%
% of all assessments that were assess and refuse (rolling 12 month period)	0	51	0.0%	14.9%	12.4%
% of all assessments that were assess and review (rolling 12 month period)	6	51	11.8%	30.7%	33.5%
% of terminated courses where treatment was abandoned or discontinued (rolling 12 month period)	0	9	0.0%	6.4%	7.2%
% of completed treatments indicating that PAR score was taken (year to date)	0	0	N/A	67.6%	58.9%
Rate of removable appliances per 100 fixed appliances - proposed treatment (rolling 12 month period)	21	72	29.17	4.21	5.66
Rate of removable appliances per 100 fixed appliances - completed treatment (rolling 12 month period)	3	15	20.00	3.90	4.88
% of courses of treatment with removable appliances only - proposed treatment (rolling 12 month period)	1	45	2.2%	2.0%	2.1%
% of courses of treatment with removable appliances only - completed treatment (rolling 12 month period)	0	9	0.0%	1.7%	1.5%
% of patients satisfied with the treatment they have received (rolling 12 month period)	0	1	0.0%	93.0%	95.7%

\* Figures in italics indicate that the base number is less than 100.

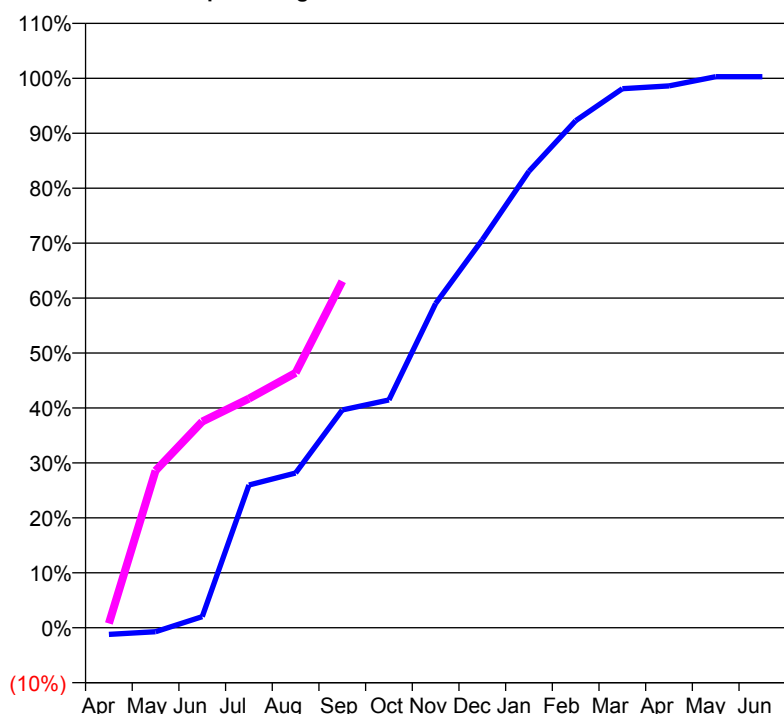
**Q62 - Vital Signs Orthodontic At a Glance Contract Report for 163805/0001 - September 2016**

Name or company name	Julian Konviser Limited
Contract type name	PDS Contract
Purpose of contract	Orthodontic
Contract start date	01/10/2014
Contract end date	31/03/2018

16/17 Contracted general activity (UDA)	0
Carry forward general activity (UDA)	0
16/17 Contracted orthodontic activity (UOA)	4,033
Carry forward orthodontic activity (UOA)	-32
Baseline contract value	£268,377.05

**ACCESS**

	Contract	England and Wales
24 month ratio of assessments to patient IDs	1.04	1.10

**ACTIVITY**
**Cumulative percentage of contracted UOA delivered 2016 & 2017**

**Adjusted Scheduled Activity (UOA)**

Month	2016	2017
April	-49	32
May	-30	1,153
June	82	1,514
July	1,048	1,682
August	1,136	1,871
September	1,599	2,543
October	1,672	
November	2,380	
December	2,847	
January	3,351	
February	3,721	
March	3,956	
April	3,977	
May	4,044	
June	4,044	

**QUALITY**

	Contract Quantity	Contract Base Number	Contract *	Region	England
% of all assessments that were assess and fit appliances (rolling 12 month period)	246	264	93.2%	54.4%	54.1%
% of all assessments that were assess and refuse (rolling 12 month period)	3	264	1.1%	14.9%	12.4%
% of all assessments that were assess and review (rolling 12 month period)	15	264	5.7%	30.7%	33.5%
% of terminated courses where treatment was abandoned or discontinued (rolling 12 month period)	8	113	7.1%	6.4%	7.2%
% of completed treatments indicating that PAR score was taken (year to date)	42	75	56.0%	67.6%	58.9%
Rate of removable appliances per 100 fixed appliances - proposed treatment (rolling 12 month period)	4	465	0.86	4.21	5.66
Rate of removable appliances per 100 fixed appliances - completed treatment (rolling 12 month period)	0	63	0.00	3.90	4.88
% of courses of treatment with removable appliances only - proposed treatment (rolling 12 month period)	2	246	0.8%	2.0%	2.1%
% of courses of treatment with removable appliances only - completed treatment (rolling 12 month period)	0	105	0.0%	1.7%	1.5%
% of patients satisfied with the treatment they have received (rolling 12 month period)	9	10	90.0%	93.0%	95.7%

\* Figures in italics indicate that the base number is less than 100.

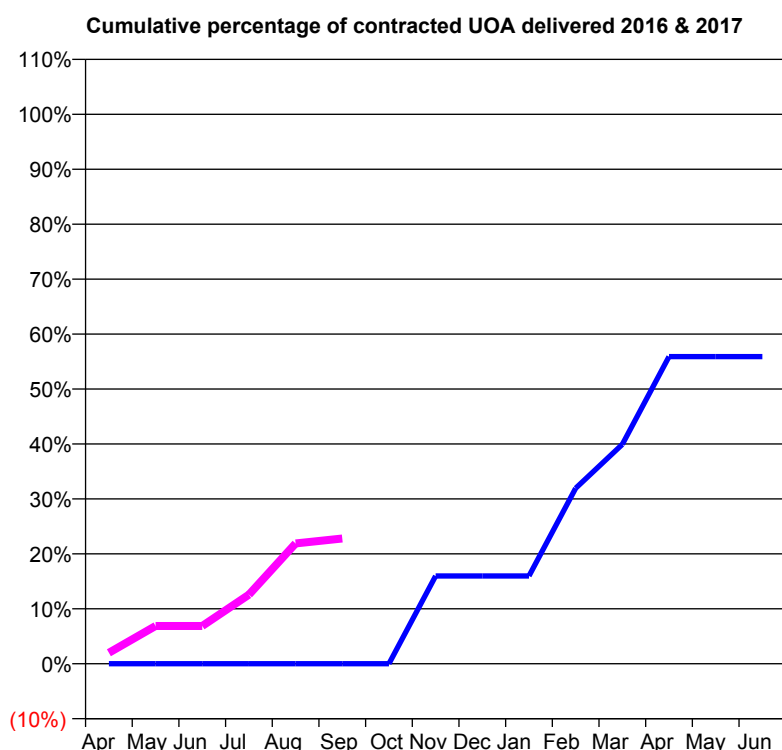
**Q62 - Vital Signs Orthodontic At a Glance Contract Report for 180505/0001 - September 2016**

Name or company name	A Patel, K Patel, G Pathmanathan
Contract type name	GDS Contract
Purpose of contract	General and Orthodontic
Contract start date	01/08/2015
Contract end date	

16/17 Contracted general activity (UDA)	27,409
Carry forward general activity (UDA)	-312
16/17 Contracted orthodontic activity (UOA)	451
Carry forward orthodontic activity (UOA)	-9
Baseline contract value	£892,411.97

**ACCESS**

	Contract	England and Wales
24 month ratio of assessments to patient IDs	1.00	1.10

**ACTIVITY**


Month	Adjusted Scheduled Activity (UOA)	
	2016	2017
April	0	9
May	0	31
June	0	31
July	0	57
August	0	99
September	0	103
October	0	
November	42	
December	42	
January	42	
February	84	
March	105	
April	147	
May	147	
June	147	

**QUALITY**

	Contract Quantity	Contract Base Number	Contract *	Region	England
% of all assessments that were assess and fit appliances (rolling 12 month period)	13	14	92.9%	54.4%	54.1%
% of all assessments that were assess and refuse (rolling 12 month period)	1	14	7.1%	14.9%	12.4%
% of all assessments that were assess and review (rolling 12 month period)	0	14	0.0%	30.7%	33.5%
% of terminated courses where treatment was abandoned or discontinued (rolling 12 month period)	0	0	N/A	6.4%	7.2%
% of completed treatments indicating that PAR score was taken (year to date)	0	0	N/A	67.6%	58.9%
Rate of removable appliances per 100 fixed appliances - proposed treatment (rolling 12 month period)	3	20	15.00	4.21	5.66
Rate of removable appliances per 100 fixed appliances - completed treatment (rolling 12 month period)	0	0	N/A	3.90	4.88
% of courses of treatment with removable appliances only - proposed treatment (rolling 12 month period)	2	13	15.4%	2.0%	2.1%
% of courses of treatment with removable appliances only - completed treatment (rolling 12 month period)	0	0	N/A	1.7%	1.5%
% of patients satisfied with the treatment they have received (rolling 12 month period)	1	1	100.0%	93.0%	95.7%

\* Figures in italics indicate that the base number is less than 100.

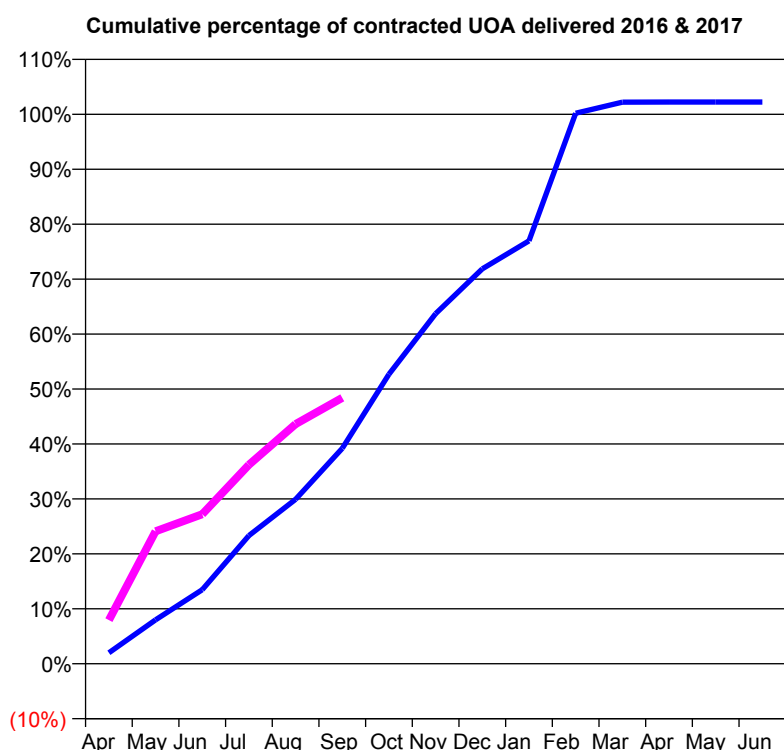
**Q62 - Vital Signs Orthodontic At a Glance Contract Report for 182680/0001 - September 2016**

Name or company name	Inspire Dental Southall Ltd
Contract type name	PDS Contract
Purpose of contract	General and Orthodontic
Contract start date	01/05/2007
Contract end date	30/04/2017

16/17 Contracted general activity (UDA)	54,717
Carry forward general activity (UDA)	-1,094
16/17 Contracted orthodontic activity (UOA)	3,640
Carry forward orthodontic activity (UOA)	-73
Baseline contract value	£1,672,579.54

**ACCESS**

	Contract	England and Wales
24 month ratio of assessments to patient IDs	1.04	1.10

**ACTIVITY**


Month	Adjusted Scheduled Activity (UOA)	
	2016	2017
April	73	289
May	291	878
June	491	991
July	849	1,318
August	1,090	1,588
September	1,427	1,762
October	1,918	
November	2,319	
December	2,616	
January	2,801	
February	3,647	
March	3,720	
April	3,721	
May	3,721	
June	3,721	

**QUALITY**

	Contract Quantity	Contract Base Number	Contract *	Region	England
% of all assessments that were assess and fit appliances (rolling 12 month period)	183	362	50.6%	54.4%	54.1%
% of all assessments that were assess and refuse (rolling 12 month period)	90	362	24.9%	14.9%	12.4%
% of all assessments that were assess and review (rolling 12 month period)	89	362	24.6%	30.7%	33.5%
% of terminated courses where treatment was abandoned or discontinued (rolling 12 month period)	26	178	14.6%	6.4%	7.2%
% of completed treatments indicating that PAR score was taken (year to date)	61	62	98.4%	67.6%	58.9%
Rate of removable appliances per 100 fixed appliances - proposed treatment (rolling 12 month period)	0	357	0.00	4.21	5.66
Rate of removable appliances per 100 fixed appliances - completed treatment (rolling 12 month period)	0	0	N/A	3.90	4.88
% of courses of treatment with removable appliances only - proposed treatment (rolling 12 month period)	0	183	0.0%	2.0%	2.1%
% of courses of treatment with removable appliances only - completed treatment (rolling 12 month period)	0	152	0.0%	1.7%	1.5%
% of patients satisfied with the treatment they have received (rolling 12 month period)	4	5	80.0%	93.0%	95.7%

\* Figures in italics indicate that the base number is less than 100.

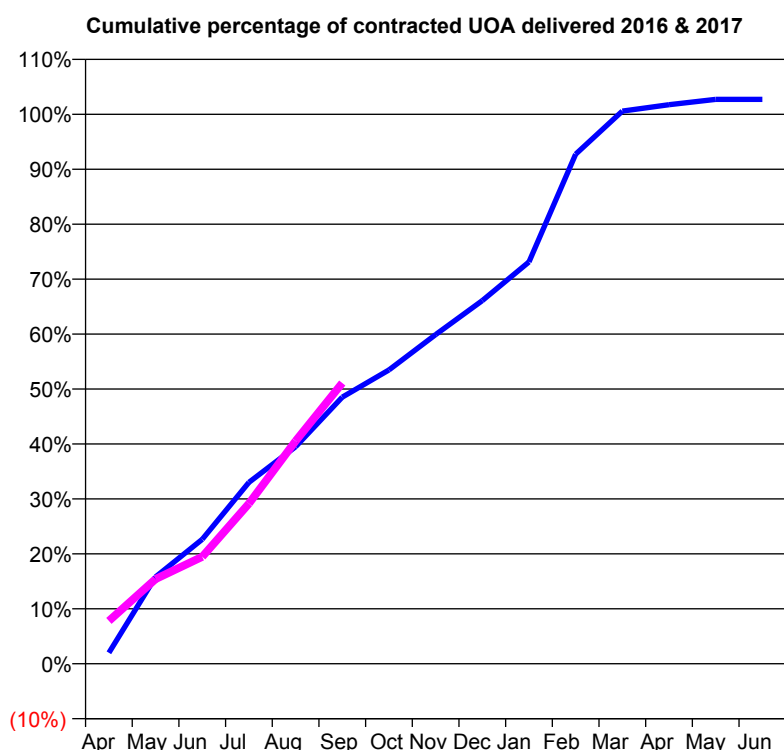
**Q62 - Vital Signs Orthodontic At a Glance Contract Report for 195723/0001 - September 2016**

Name or company name	Ealing Dental Specialists Ltd
Contract type name	PDS Contract
Purpose of contract	Orthodontic
Contract start date	01/07/2014
Contract end date	31/03/2019

16/17 Contracted general activity (UDA)	0
Carry forward general activity (UDA)	0
16/17 Contracted orthodontic activity (UOA)	15,353
Carry forward orthodontic activity (UOA)	0
Baseline contract value	£945,306.12

**ACCESS**

	Contract	England and Wales
24 month ratio of assessments to patient IDs	1.09	1.10

**ACTIVITY**


Month	Adjusted Scheduled Activity (UOA)	
	2016	2017
April	308	1,196
May	2,429	2,369
June	3,478	2,991
July	5,067	4,477
August	6,065	6,224
September	7,451	7,846
October	8,209	
November	9,196	
December	10,147	
January	11,226	
February	14,236	
March	15,441	
April	15,619	
May	15,768	
June	15,768	

**QUALITY**

	Contract Quantity	Contract Base Number	Contract *	Region	England
% of all assessments that were assess and fit appliances (rolling 12 month period)	754	1,366	55.2%	54.4%	54.1%
% of all assessments that were assess and refuse (rolling 12 month period)	323	1,366	23.6%	14.9%	12.4%
% of all assessments that were assess and review (rolling 12 month period)	289	1,366	21.2%	30.7%	33.5%
% of terminated courses where treatment was abandoned or discontinued (rolling 12 month period)	40	447	8.9%	6.4%	7.2%
% of completed treatments indicating that PAR score was taken (year to date)	184	295	62.4%	67.6%	58.9%
Rate of removable appliances per 100 fixed appliances - proposed treatment (rolling 12 month period)	24	1,467	1.64	4.21	5.66
Rate of removable appliances per 100 fixed appliances - completed treatment (rolling 12 month period)	14	789	1.77	3.90	4.88
% of courses of treatment with removable appliances only - proposed treatment (rolling 12 month period)	6	754	0.8%	2.0%	2.1%
% of courses of treatment with removable appliances only - completed treatment (rolling 12 month period)	7	407	1.7%	1.7%	1.5%
% of patients satisfied with the treatment they have received (rolling 12 month period)	9	9	100.0%	93.0%	95.7%

\* Figures in italics indicate that the base number is less than 100.

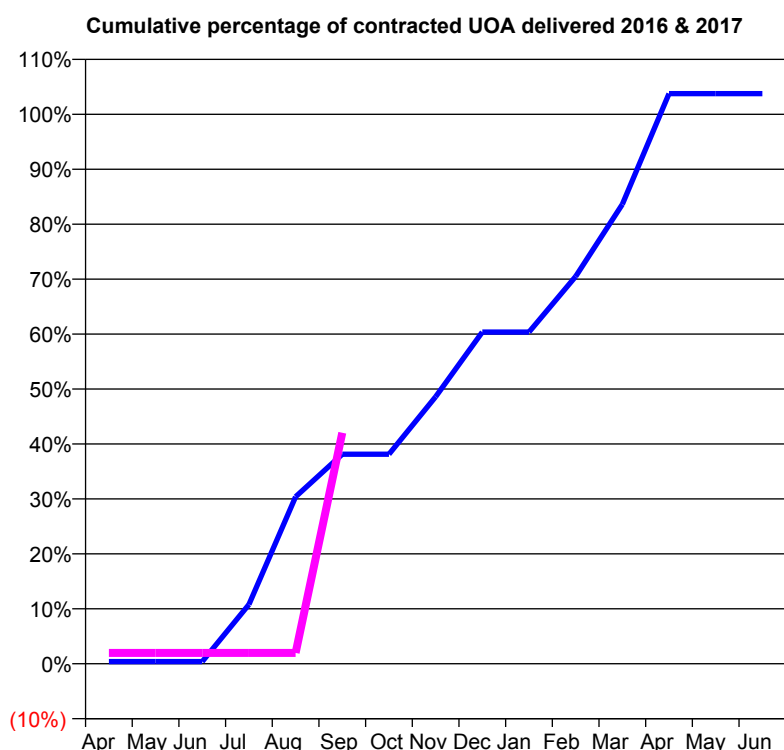
**Q62 - Vital Signs Orthodontic At a Glance Contract Report for 222127/0003 - September 2016**

Name or company name	MR NP WALDRON
Contract type name	PDS Contract
Purpose of contract	Orthodontic
Contract start date	01/04/2006
Contract end date	31/03/2019

16/17 Contracted general activity (UDA)	0
Carry forward general activity (UDA)	0
16/17 Contracted orthodontic activity (UOA)	2,717
Carry forward orthodontic activity (UOA)	-54
Baseline contract value	£181,396.71

**ACCESS**

	Contract	England and Wales
24 month ratio of assessments to patient IDs	1.02	1.10

**ACTIVITY**


Month	Adjusted Scheduled Activity (UOA)	
	2016	2017
April	11	54
May	11	54
June	11	54
July	293	54
August	826	54
September	1,036	1,142
October	1,036	
November	1,320	
December	1,640	
January	1,640	
February	1,915	
March	2,272	
April	2,819	
May	2,819	
June	2,819	

**QUALITY**

	Contract Quantity	Contract Base Number	Contract *	Region	England
% of all assessments that were assess and fit appliances (rolling 12 month period)	137	156	87.8%	54.4%	54.1%
% of all assessments that were assess and refuse (rolling 12 month period)	8	156	5.1%	14.9%	12.4%
% of all assessments that were assess and review (rolling 12 month period)	11	156	7.1%	30.7%	33.5%
% of terminated courses where treatment was abandoned or discontinued (rolling 12 month period)	0	2	0.0%	6.4%	7.2%
% of completed treatments indicating that PAR score was taken (year to date)	0	1	0.0%	67.6%	58.9%
Rate of removable appliances per 100 fixed appliances - proposed treatment (rolling 12 month period)	5	263	1.90	4.21	5.66
Rate of removable appliances per 100 fixed appliances - completed treatment (rolling 12 month period)	2	0	N/A	3.90	4.88
% of courses of treatment with removable appliances only - proposed treatment (rolling 12 month period)	2	137	1.5%	2.0%	2.1%
% of courses of treatment with removable appliances only - completed treatment (rolling 12 month period)	2	2	100.0%	1.7%	1.5%
% of patients satisfied with the treatment they have received (rolling 12 month period)	1	1	100.0%	93.0%	95.7%

\* Figures in italics indicate that the base number is less than 100.

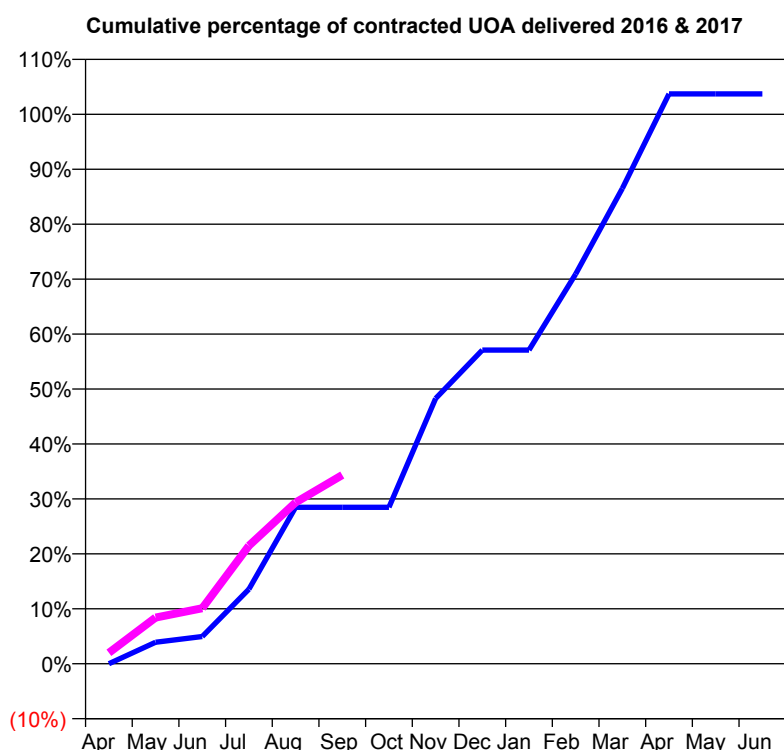
**Q62 - Vital Signs Orthodontic At a Glance Contract Report for 230308/0003 - September 2016**

Name or company name	MR S HADJ-BAGHERI
Contract type name	GDS Contract
Purpose of contract	Orthodontic
Contract start date	01/04/2006
Contract end date	31/03/2019

16/17 Contracted general activity (UDA)	0
Carry forward general activity (UDA)	0
16/17 Contracted orthodontic activity (UOA)	20,245
Carry forward orthodontic activity (UOA)	-405
Baseline contract value	£1,312,683.06

**ACCESS**

	Contract	England and Wales
24 month ratio of assessments to patient IDs	1.07	1.10

**ACTIVITY**


Month	Adjusted Scheduled Activity (UOA)	
	2016	2017
April	0	405
May	792	1,704
June	1,003	2,044
July	2,751	4,350
August	5,765	5,940
September	5,765	6,953
October	5,765	
November	9,775	
December	11,558	
January	11,558	
February	14,357	
March	17,512	
April	20,997	
May	20,997	
June	20,997	

**QUALITY**

	Contract Quantity	Contract Base Number	Contract *	Region	England
% of all assessments that were assess and fit appliances (rolling 12 month period)	1,022	1,812	56.4%	54.4%	54.1%
% of all assessments that were assess and refuse (rolling 12 month period)	253	1,812	14.0%	14.9%	12.4%
% of all assessments that were assess and review (rolling 12 month period)	537	1,812	29.6%	30.7%	33.5%
% of terminated courses where treatment was abandoned or discontinued (rolling 12 month period)	29	874	3.3%	6.4%	7.2%
% of completed treatments indicating that PAR score was taken (year to date)	401	430	93.3%	67.6%	58.9%
Rate of removable appliances per 100 fixed appliances - proposed treatment (rolling 12 month period)	82	1,953	4.20	4.21	5.66
Rate of removable appliances per 100 fixed appliances - completed treatment (rolling 12 month period)	50	1,650	3.03	3.90	4.88
% of courses of treatment with removable appliances only - proposed treatment (rolling 12 month period)	35	1,022	3.4%	2.0%	2.1%
% of courses of treatment with removable appliances only - completed treatment (rolling 12 month period)	16	845	1.9%	1.7%	1.5%
% of patients satisfied with the treatment they have received (rolling 12 month period)	16	16	100.0%	93.0%	95.7%

\* Figures in italics indicate that the base number is less than 100.

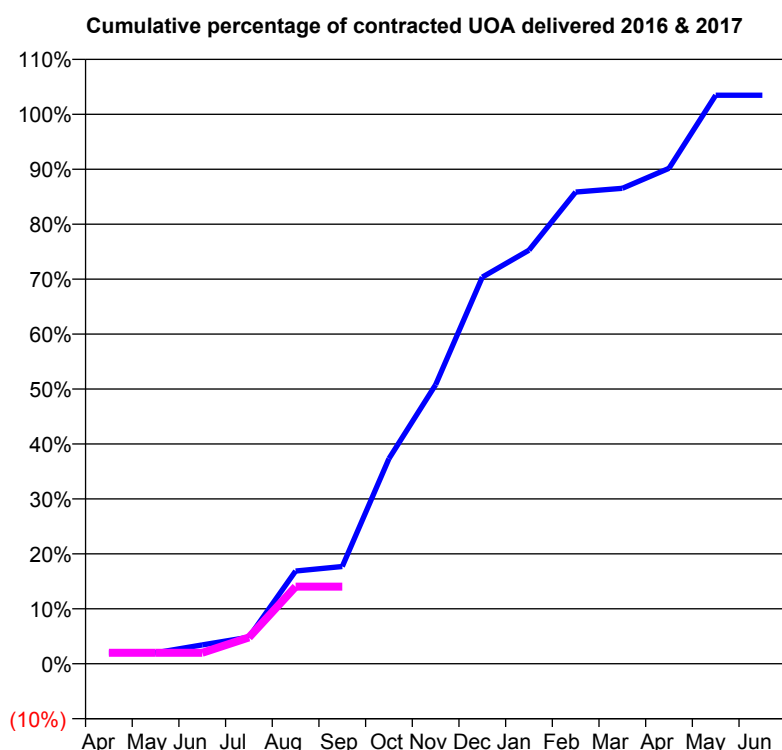
**Q62 - Vital Signs Orthodontic At a Glance Contract Report for 653233/0002 - September 2016**

Name or company name	MRS F CAMPBELL-BARR
Contract type name	PDS Contract
Purpose of contract	Orthodontic
Contract start date	10/01/2010
Contract end date	31/03/2019

16/17 Contracted general activity (UDA)	0
Carry forward general activity (UDA)	0
16/17 Contracted orthodontic activity (UOA)	3,000
Carry forward orthodontic activity (UOA)	-60
Baseline contract value	£194,529.21

**ACCESS**

	Contract	England and Wales
24 month ratio of assessments to patient IDs	1.03	1.10

**ACTIVITY**


Month	Adjusted Scheduled Activity (UOA)	
	2016	2017
April	60	60
May	60	60
June	103	60
July	145	144
August	506	421
September	531	421
October	1,120	
November	1,523	
December	2,111	
January	2,258	
February	2,575	
March	2,596	
April	2,705	
May	3,104	
June	3,104	

**QUALITY**

	Contract Quantity	Contract Base Number	Contract *	Region	England
% of all assessments that were assess and fit appliances (rolling 12 month period)	145	146	99.3%	54.4%	54.1%
% of all assessments that were assess and refuse (rolling 12 month period)	1	146	0.7%	14.9%	12.4%
% of all assessments that were assess and review (rolling 12 month period)	0	146	0.0%	30.7%	33.5%
% of terminated courses where treatment was abandoned or discontinued (rolling 12 month period)	25	239	10.5%	6.4%	7.2%
% of completed treatments indicating that PAR score was taken (year to date)	0	0	N/A	67.6%	58.9%
Rate of removable appliances per 100 fixed appliances - proposed treatment (rolling 12 month period)	24	134	17.91	4.21	5.66
Rate of removable appliances per 100 fixed appliances - completed treatment (rolling 12 month period)	6	410	1.46	3.90	4.88
% of courses of treatment with removable appliances only - proposed treatment (rolling 12 month period)	19	145	13.1%	2.0%	2.1%
% of courses of treatment with removable appliances only - completed treatment (rolling 12 month period)	4	214	1.9%	1.7%	1.5%
% of patients satisfied with the treatment they have received (rolling 12 month period)	1	1	100.0%	93.0%	95.7%

\* Figures in italics indicate that the base number is less than 100.



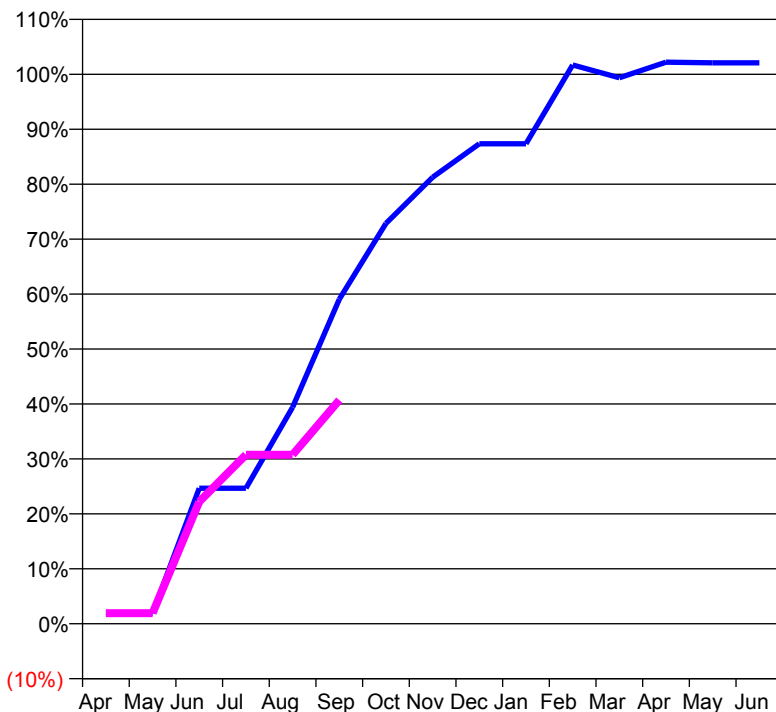
**Q62 - Vital Signs Orthodontic At a Glance Contract Report for 740489/0001 - September 2016**

Name or company name	MR TS CHEEMA
Contract type name	GDS Contract
Purpose of contract	General and Orthodontic
Contract start date	01/04/2006
Contract end date	

16/17 Contracted general activity (UDA)	6,236
Carry forward general activity (UDA)	-110
16/17 Contracted orthodontic activity (UOA)	774
Carry forward orthodontic activity (UOA)	-15
Baseline contract value	£203,223.35

**ACCESS**

	Contract	England and Wales
24 month ratio of assessments to patient IDs	1.19	1.10

**ACTIVITY**
**Cumulative percentage of contracted UOA delivered 2016 & 2017**

**Adjusted Scheduled Activity (UOA)**

Month	2016	2017
April	15	15
May	15	15
June	191	172
July	191	238
August	305	238
September	457	315
October	564	
November	629	
December	676	
January	676	
February	787	
March	769	
April	791	
May	790	
June	790	

**QUALITY**

	Contract Quantity	Contract Base Number	Contract *	Region	England
% of all assessments that were assess and fit appliances (rolling 12 month period)	30	75	40.0%	54.4%	54.1%
% of all assessments that were assess and refuse (rolling 12 month period)	10	75	13.3%	14.9%	12.4%
% of all assessments that were assess and review (rolling 12 month period)	35	75	46.7%	30.7%	33.5%
% of terminated courses where treatment was abandoned or discontinued (rolling 12 month period)	1	20	5.0%	6.4%	7.2%
% of completed treatments indicating that PAR score was taken (year to date)	5	5	100.0%	67.6%	58.9%
Rate of removable appliances per 100 fixed appliances - proposed treatment (rolling 12 month period)	0	38	0.00	4.21	5.66
Rate of removable appliances per 100 fixed appliances - completed treatment (rolling 12 month period)	0	0	N/A	3.90	4.88
% of courses of treatment with removable appliances only - proposed treatment (rolling 12 month period)	0	30	0.0%	2.0%	2.1%
% of courses of treatment with removable appliances only - completed treatment (rolling 12 month period)	0	19	0.0%	1.7%	1.5%
% of patients satisfied with the treatment they have received (rolling 12 month period)	2	2	100.0%	93.0%	95.7%

\* Figures in italics indicate that the base number is less than 100.

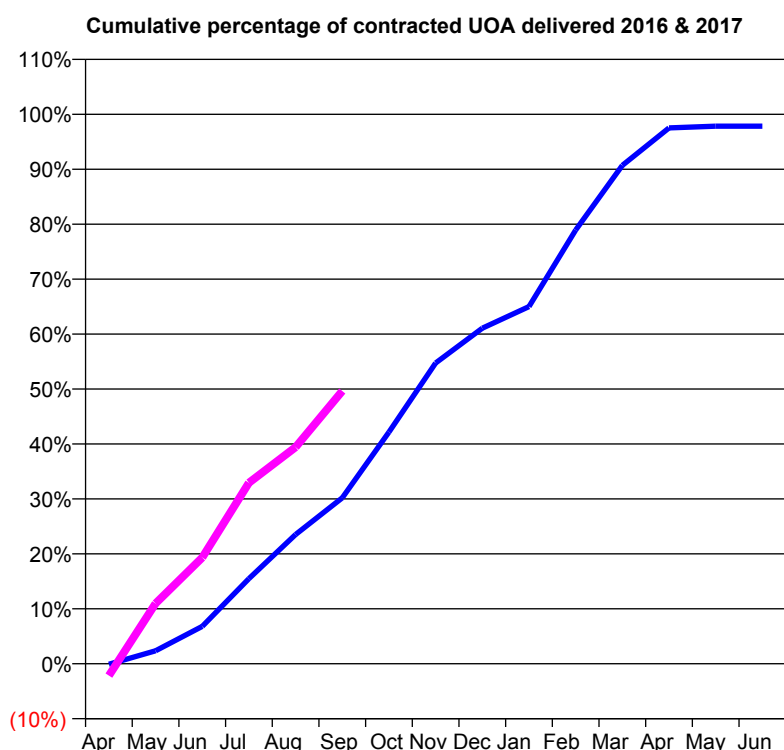
**Q62 - Vital Signs Orthodontic At a Glance Contract Report for 741590/0001 - September 2016**

Name or company name	MISS FJ MILLEN
Contract type name	PDS Contract
Purpose of contract	Orthodontic
Contract start date	01/04/2006
Contract end date	31/03/2018

16/17 Contracted general activity (UDA)	0
Carry forward general activity (UDA)	0
16/17 Contracted orthodontic activity (UOA)	7,040
Carry forward orthodontic activity (UOA)	153
Baseline contract value	£441,945.59

**ACCESS**

	Contract	England and Wales
24 month ratio of assessments to patient IDs	1.07	1.10

**ACTIVITY**


Month	Adjusted Scheduled Activity (UOA)	
	2016	2017
April	-7	-153
May	166	773
June	479	1,361
July	1,090	2,319
August	1,657	2,775
September	2,126	3,495
October	2,968	
November	3,853	
December	4,299	
January	4,576	
February	5,557	
March	6,386	
April	6,866	
May	6,887	
June	6,887	

**QUALITY**

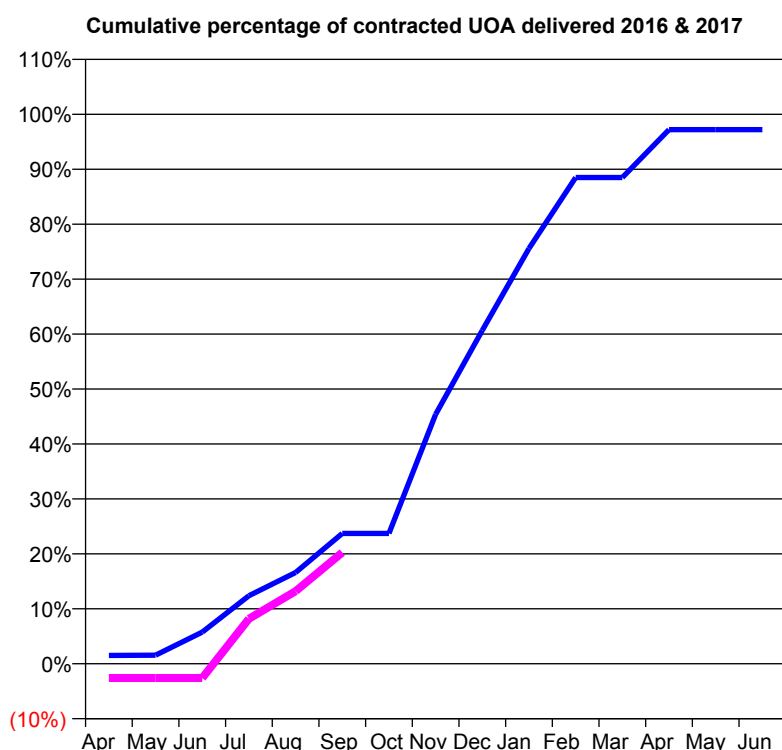
	Contract Quantity	Contract Base Number	Contract *	Region	England
% of all assessments that were assess and fit appliances (rolling 12 month period)	413	526	78.5%	54.4%	54.1%
% of all assessments that were assess and refuse (rolling 12 month period)	100	526	19.0%	14.9%	12.4%
% of all assessments that were assess and review (rolling 12 month period)	13	526	2.5%	30.7%	33.5%
% of terminated courses where treatment was abandoned or discontinued (rolling 12 month period)	24	282	8.5%	6.4%	7.2%
% of completed treatments indicating that PAR score was taken (year to date)	116	123	94.3%	67.6%	58.9%
Rate of removable appliances per 100 fixed appliances - proposed treatment (rolling 12 month period)	25	816	3.06	4.21	5.66
Rate of removable appliances per 100 fixed appliances - completed treatment (rolling 12 month period)	8	506	1.58	3.90	4.88
% of courses of treatment with removable appliances only - proposed treatment (rolling 12 month period)	5	413	1.2%	2.0%	2.1%
% of courses of treatment with removable appliances only - completed treatment (rolling 12 month period)	3	258	1.2%	1.7%	1.5%
% of patients satisfied with the treatment they have received (rolling 12 month period)	17	18	94.4%	93.0%	95.7%

\* Figures in italics indicate that the base number is less than 100.

**Q62 - Vital Signs Orthodontic At a Glance Contract Report for 754382/0001 - September 2016**

Name or company name	MISS M MOKHBER	16/17 Contracted general activity (UDA)	0
Contract type name	PDS Contract	Carry forward general activity (UDA)	0
Purpose of contract	Orthodontic	16/17 Contracted orthodontic activity (UOA)	2,113
Contract start date	01/04/2006	Carry forward orthodontic activity (UOA)	59
Contract end date	31/03/2019	Baseline contract value	£136,995.72

ACCESS	Contract	England and Wales
24 month ratio of assessments to patient IDs	1.01	1.10

**ACTIVITY**


Month	Adjusted Scheduled Activity (UOA)	
	2016	2017
April	32	-55
May	33	-55
June	122	-55
July	262	173
August	351	279
September	501	428
October	501	
November	959	
December	1,282	
January	1,597	
February	1,870	
March	1,870	
April	2,054	
May	2,054	
June	2,054	

QUALITY	Contract Quantity	Contract Base Number	Contract *	Region	England
% of all assessments that were assess and fit appliances (rolling 12 month period)	97	186	52.2%	54.4%	54.1%
% of all assessments that were assess and refuse (rolling 12 month period)	64	186	34.4%	14.9%	12.4%
% of all assessments that were assess and review (rolling 12 month period)	25	186	13.4%	30.7%	33.5%
% of terminated courses where treatment was abandoned or discontinued (rolling 12 month period)	3	66	4.5%	6.4%	7.2%
% of completed treatments indicating that PAR score was taken (year to date)	35	35	100.0%	67.6%	58.9%
Rate of removable appliances per 100 fixed appliances - proposed treatment (rolling 12 month period)	3	184	1.63	4.21	5.66
Rate of removable appliances per 100 fixed appliances - completed treatment (rolling 12 month period)	2	126	1.59	3.90	4.88
% of courses of treatment with removable appliances only - proposed treatment (rolling 12 month period)	0	97	0.0%	2.0%	2.1%
% of courses of treatment with removable appliances only - completed treatment (rolling 12 month period)	0	63	0.0%	1.7%	1.5%
% of patients satisfied with the treatment they have received (rolling 12 month period)	0	0	N/A	93.0%	95.7%

\* Figures in italics indicate that the base number is less than 100.

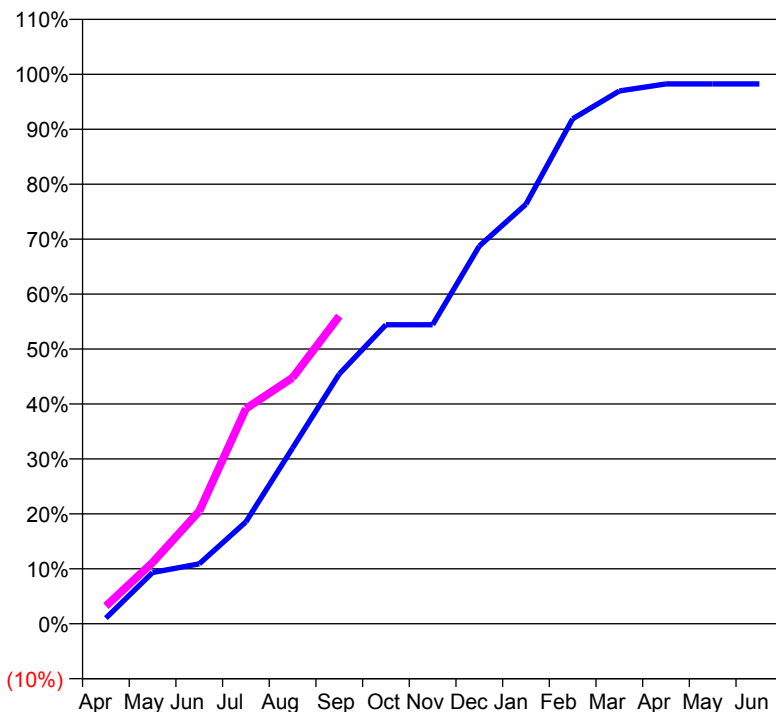
**Q62 - Vital Signs Orthodontic At a Glance Contract Report for 763950/0003 - September 2016**

Name or company name	MR G PLUMB
Contract type name	PDS Contract
Purpose of contract	Orthodontic
Contract start date	01/06/2008
Contract end date	31/03/2018

16/17 Contracted general activity (UDA)	0
Carry forward general activity (UDA)	0
16/17 Contracted orthodontic activity (UOA)	1,650
Carry forward orthodontic activity (UOA)	29
Baseline contract value	£110,212.17

**ACCESS**

	Contract	England and Wales
24 month ratio of assessments to patient IDs	1.02	1.10

**ACTIVITY**
**Cumulative percentage of contracted UOA delivered 2016 & 2017**

**Adjusted Scheduled Activity (UOA)**

Month	2016	2017
April	17	53
May	154	184
June	180	338
July	306	646
August	528	739
September	750	924
October	898	
November	898	
December	1,134	
January	1,260	
February	1,516	
March	1,600	
April	1,621	
May	1,621	
June	1,621	

**QUALITY**

	Contract Quantity	Contract Base Number	Contract *	Region	England
% of all assessments that were assess and fit appliances (rolling 12 month period)	88	149	59.1%	54.4%	54.1%
% of all assessments that were assess and refuse (rolling 12 month period)	8	149	5.4%	14.9%	12.4%
% of all assessments that were assess and review (rolling 12 month period)	53	149	35.6%	30.7%	33.5%
% of terminated courses where treatment was abandoned or discontinued (rolling 12 month period)	2	67	3.0%	6.4%	7.2%
% of completed treatments indicating that PAR score was taken (year to date)	24	32	75.0%	67.6%	58.9%
Rate of removable appliances per 100 fixed appliances - proposed treatment (rolling 12 month period)	8	159	5.03	4.21	5.66
Rate of removable appliances per 100 fixed appliances - completed treatment (rolling 12 month period)	3	115	2.61	3.90	4.88
% of courses of treatment with removable appliances only - proposed treatment (rolling 12 month period)	6	88	6.8%	2.0%	2.1%
% of courses of treatment with removable appliances only - completed treatment (rolling 12 month period)	3	65	4.6%	1.7%	1.5%
% of patients satisfied with the treatment they have received (rolling 12 month period)	0	0	N/A	93.0%	95.7%

\* Figures in italics indicate that the base number is less than 100.

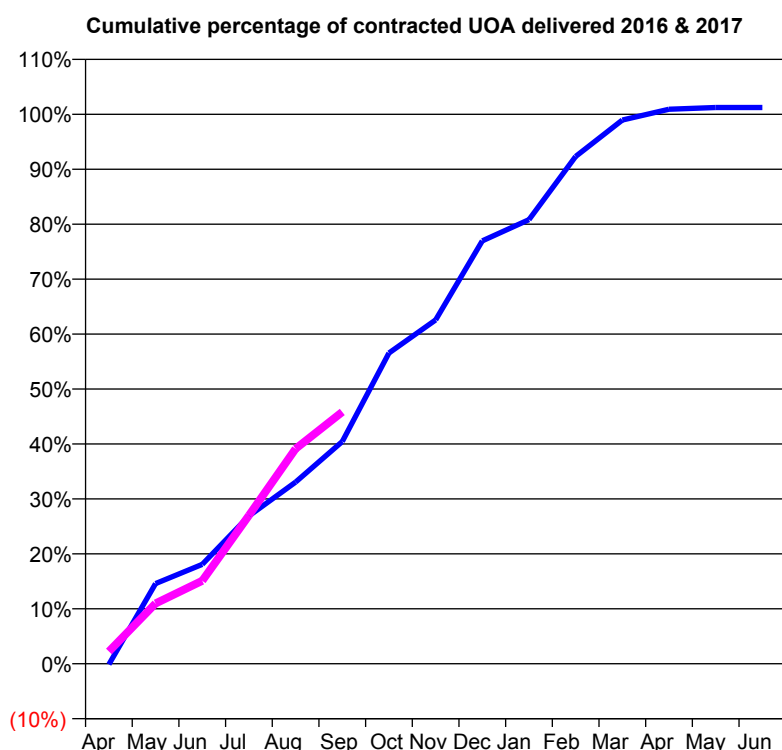
**Q62 - Vital Signs Orthodontic At a Glance Contract Report for 763950/0004 - September 2016**

Name or company name	MR G PLUMB
Contract type name	PDS Contract
Purpose of contract	Orthodontic
Contract start date	01/06/2008
Contract end date	31/03/2019

16/17 Contracted general activity (UDA)	0
Carry forward general activity (UDA)	0
16/17 Contracted orthodontic activity (UOA)	6,552
Carry forward orthodontic activity (UOA)	-81
Baseline contract value	£437,672.85

**ACCESS**

	Contract	England and Wales
24 month ratio of assessments to patient IDs	1.02	1.10

**ACTIVITY**


Month	Adjusted Scheduled Activity (UOA)	
	2016	2017
April	-8	147
May	956	719
June	1,186	989
July	1,763	1,769
August	2,166	2,564
September	2,650	3,002
October	3,705	
November	4,099	
December	5,043	
January	5,296	
February	6,049	
March	6,483	
April	6,612	
May	6,633	
June	6,633	

**QUALITY**

	Contract Quantity	Contract Base Number	Contract *	Region	England
% of all assessments that were assess and fit appliances (rolling 12 month period)	322	533	60.4%	54.4%	54.1%
% of all assessments that were assess and refuse (rolling 12 month period)	29	533	5.4%	14.9%	12.4%
% of all assessments that were assess and review (rolling 12 month period)	182	533	34.1%	30.7%	33.5%
% of terminated courses where treatment was abandoned or discontinued (rolling 12 month period)	10	281	3.6%	6.4%	7.2%
% of completed treatments indicating that PAR score was taken (year to date)	104	147	70.7%	67.6%	58.9%
Rate of removable appliances per 100 fixed appliances - proposed treatment (rolling 12 month period)	12	632	1.90	4.21	5.66
Rate of removable appliances per 100 fixed appliances - completed treatment (rolling 12 month period)	10	517	1.93	3.90	4.88
% of courses of treatment with removable appliances only - proposed treatment (rolling 12 month period)	4	322	1.2%	2.0%	2.1%
% of courses of treatment with removable appliances only - completed treatment (rolling 12 month period)	5	271	1.8%	1.7%	1.5%
% of patients satisfied with the treatment they have received (rolling 12 month period)	9	9	100.0%	93.0%	95.7%

\* Figures in italics indicate that the base number is less than 100.

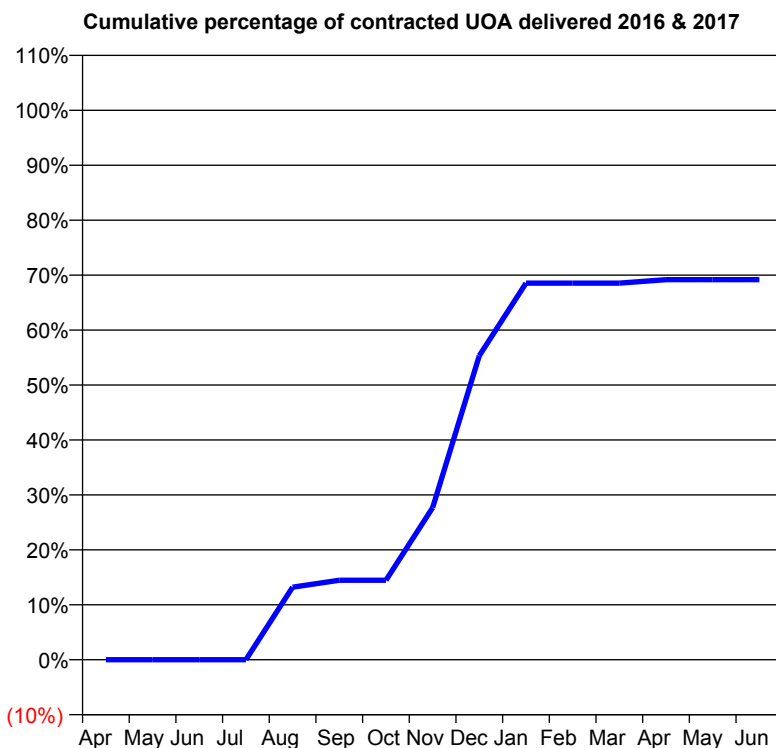
**Q62 - Vital Signs Orthodontic At a Glance Contract Report for 812196/0002 - September 2016**

Name or company name	MISS JP WATKINS
Contract type name	PDS Contract
Purpose of contract	Orthodontic
Contract start date	01/04/2006
Contract end date	31/03/2016

16/17 Contracted general activity (UDA)	0
Carry forward general activity (UDA)	0
16/17 Contracted orthodontic activity (UOA)	0
Carry forward orthodontic activity (UOA)	0
Baseline contract value	£0.00

**ACCESS**

	Contract	England and Wales
24 month ratio of assessments to patient IDs	1.00	1.10

**ACTIVITY**


Month	Adjusted Scheduled Activity (UOA)	
	2016	2017
April	0	0
May	0	4
June	0	4
July	0	4
August	21	4
September	23	4
October	23	
November	44	
December	88	
January	109	
February	109	
March	109	
April	110	
May	110	
June	110	

**QUALITY**

	Contract Quantity	Contract Base Number	Contract *	Region	England
% of all assessments that were assess and fit appliances (rolling 12 month period)	5	8	62.5%	54.4%	54.1%
% of all assessments that were assess and refuse (rolling 12 month period)	0	8	0.0%	14.9%	12.4%
% of all assessments that were assess and review (rolling 12 month period)	3	8	37.5%	30.7%	33.5%
% of terminated courses where treatment was abandoned or discontinued (rolling 12 month period)	0	2	0.0%	6.4%	7.2%
% of completed treatments indicating that PAR score was taken (year to date)	0	0	N/A	67.6%	58.9%
Rate of removable appliances per 100 fixed appliances - proposed treatment (rolling 12 month period)	2	6	33.33	4.21	5.66
Rate of removable appliances per 100 fixed appliances - completed treatment (rolling 12 month period)	0	3	0.00	3.90	4.88
% of courses of treatment with removable appliances only - proposed treatment (rolling 12 month period)	2	5	40.0%	2.0%	2.1%
% of courses of treatment with removable appliances only - completed treatment (rolling 12 month period)	0	2	0.0%	1.7%	1.5%
% of patients satisfied with the treatment they have received (rolling 12 month period)	0	0	N/A	93.0%	95.7%

\* Figures in italics indicate that the base number is less than 100.

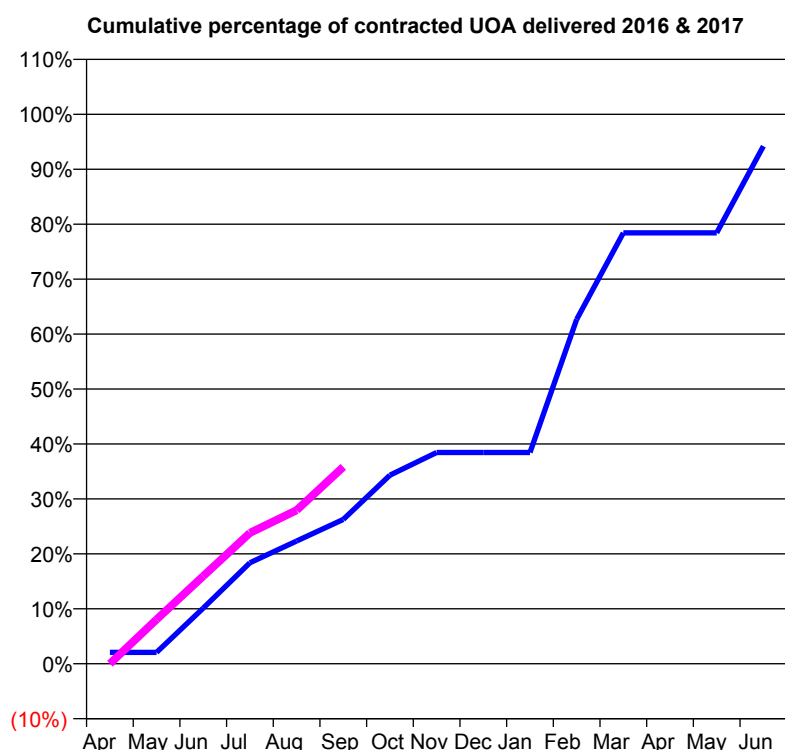
**Q62 - Vital Signs Orthodontic At a Glance Contract Report for 813923/0002 - September 2016**

Name or company name	MR JS MANDAIR
Contract type name	GDS Contract
Purpose of contract	General and Orthodontic
Contract start date	01/11/2006
Contract end date	

16/17 Contracted general activity (UDA)	4,546
Carry forward general activity (UDA)	0
16/17 Contracted orthodontic activity (UOA)	533
Carry forward orthodontic activity (UOA)	0
Baseline contract value	£197,451.84

**ACCESS**

	Contract	England and Wales
24 month ratio of assessments to patient IDs	1.06	1.10

**ACTIVITY**


Month	Adjusted Scheduled Activity (UOA)	
	2016	2017
April	11	0
May	11	43
June	54	85
July	98	127
August	119	149
September	140	191
October	183	
November	205	
December	205	
January	205	
February	334	
March	418	
April	418	
May	418	
June	502	

**QUALITY**

	Contract Quantity	Contract Base Number	Contract *	Region	England
% of all assessments that were assess and fit appliances (rolling 12 month period)	28	35	80.0%	54.4%	54.1%
% of all assessments that were assess and refuse (rolling 12 month period)	3	35	8.6%	14.9%	12.4%
% of all assessments that were assess and review (rolling 12 month period)	4	35	11.4%	30.7%	33.5%
% of terminated courses where treatment was abandoned or discontinued (rolling 12 month period)	2	21	9.5%	6.4%	7.2%
% of completed treatments indicating that PAR score was taken (year to date)	0	14	0.0%	67.6%	58.9%
Rate of removable appliances per 100 fixed appliances - proposed treatment (rolling 12 month period)	0	37	0.00	4.21	5.66
Rate of removable appliances per 100 fixed appliances - completed treatment (rolling 12 month period)	0	28	0.00	3.90	4.88
% of courses of treatment with removable appliances only - proposed treatment (rolling 12 month period)	0	28	0.0%	2.0%	2.1%
% of courses of treatment with removable appliances only - completed treatment (rolling 12 month period)	0	19	0.0%	1.7%	1.5%
% of patients satisfied with the treatment they have received (rolling 12 month period)	1	1	100.0%	93.0%	95.7%

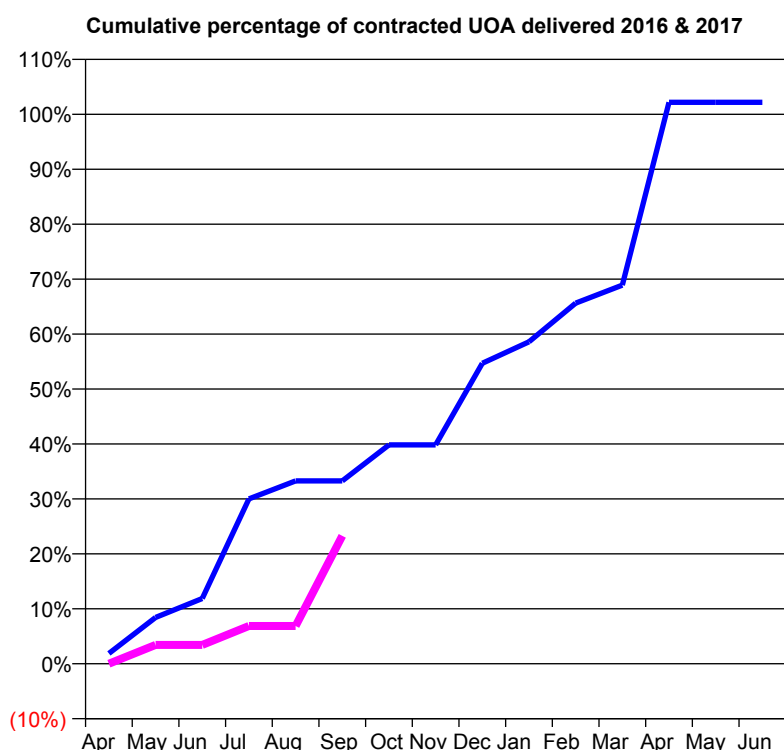
\* Figures in italics indicate that the base number is less than 100.

**Q62 - Vital Signs Orthodontic At a Glance Contract Report for 846791/0001 - September 2016**

Name or company name	MR RM HENNEBRY	16/17 Contracted general activity (UDA)	0
Contract type name	PDS Contract	Carry forward general activity (UDA)	0
Purpose of contract	Orthodontic	16/17 Contracted orthodontic activity (UOA)	640
Contract start date	01/04/2006	Carry forward orthodontic activity (UOA)	0
Contract end date	31/03/2019	Baseline contract value	£41,499.56

**ACCESS**

	Contract	England and Wales
24 month ratio of assessments to patient IDs	1.01	1.10

**ACTIVITY**


Month	Adjusted Scheduled Activity (UOA)	
	2016	2017
April	12	0
May	54	22
June	76	22
July	192	44
August	213	44
September	213	149
October	255	
November	255	
December	350	
January	375	
February	420	
March	441	
April	654	
May	654	
June	654	

**QUALITY**

	Contract Quantity	Contract Base Number	Contract *	Region	England
% of all assessments that were assess and fit appliances (rolling 12 month period)	27	50	54.0%	54.4%	54.1%
% of all assessments that were assess and refuse (rolling 12 month period)	12	50	24.0%	14.9%	12.4%
% of all assessments that were assess and review (rolling 12 month period)	11	50	22.0%	30.7%	33.5%
% of terminated courses where treatment was abandoned or discontinued (rolling 12 month period)	0	29	0.0%	6.4%	7.2%
% of completed treatments indicating that PAR score was taken (year to date)	14	22	63.6%	67.6%	58.9%
Rate of removable appliances per 100 fixed appliances - proposed treatment (rolling 12 month period)	0	52	0.00	4.21	5.66
Rate of removable appliances per 100 fixed appliances - completed treatment (rolling 12 month period)	2	17	11.76	3.90	4.88
% of courses of treatment with removable appliances only - proposed treatment (rolling 12 month period)	0	27	0.0%	2.0%	2.1%
% of courses of treatment with removable appliances only - completed treatment (rolling 12 month period)	0	29	0.0%	1.7%	1.5%
% of patients satisfied with the treatment they have received (rolling 12 month period)	1	1	100.0%	93.0%	95.7%

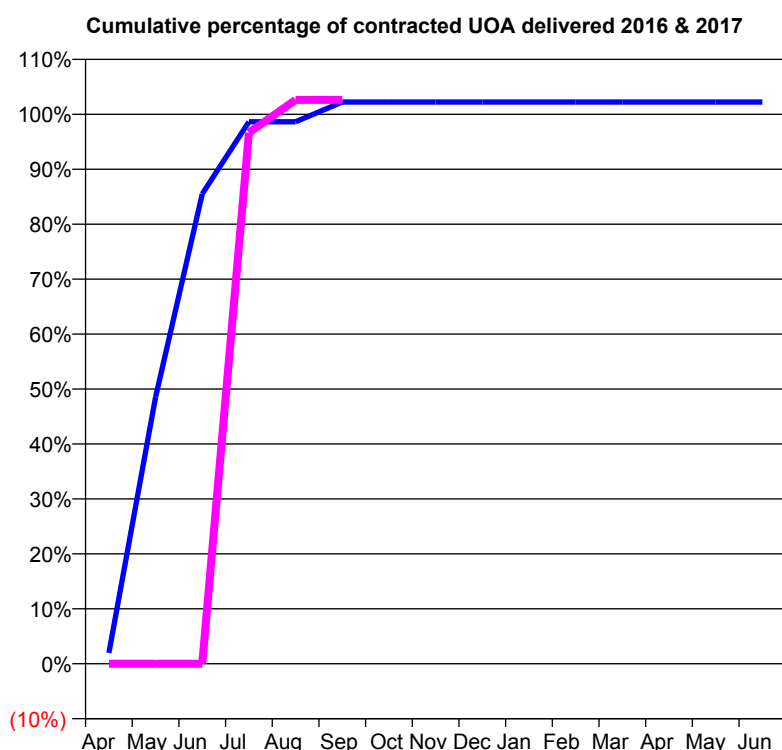
\* Figures in italics indicate that the base number is less than 100.



**Q62 - Vital Signs Orthodontic At a Glance Contract Report for 854859/0001 - September 2016**

Name or company name	MR NN LAI	16/17 Contracted general activity (UDA)	0
Contract type name	PDS Contract	Carry forward general activity (UDA)	0
Purpose of contract	Orthodontic	16/17 Contracted orthodontic activity (UOA)	1,760
Contract start date	01/04/2006	Carry forward orthodontic activity (UOA)	0
Contract end date	31/03/2017	Baseline contract value	£113,377.71

ACCESS	Contract	England and Wales
24 month ratio of assessments to patient IDs	1.00	1.10

**ACTIVITY**


Month	Adjusted Scheduled Activity (UOA)	
	2016	2017
April	35	0
May	854	0
June	1,505	0
July	1,736	1,701
August	1,736	1,806
September	1,799	1,806
October	1,799	
November	1,799	
December	1,799	
January	1,799	
February	1,799	
March	1,799	
April	1,799	
May	1,799	
June	1,799	

**QUALITY**

	Contract Quantity	Contract Base Number	Contract *	Region	England
% of all assessments that were assess and fit appliances (rolling 12 month period)	86	86	100.0%	54.4%	54.1%
% of all assessments that were assess and refuse (rolling 12 month period)	0	86	0.0%	14.9%	12.4%
% of all assessments that were assess and review (rolling 12 month period)	0	86	0.0%	30.7%	33.5%
% of terminated courses where treatment was abandoned or discontinued (rolling 12 month period)	0	88	0.0%	6.4%	7.2%
% of completed treatments indicating that PAR score was taken (year to date)	0	29	0.0%	67.6%	58.9%
Rate of removable appliances per 100 fixed appliances - proposed treatment (rolling 12 month period)	0	172	0.00	4.21	5.66
Rate of removable appliances per 100 fixed appliances - completed treatment (rolling 12 month period)	0	0	N/A	3.90	4.88
% of courses of treatment with removable appliances only - proposed treatment (rolling 12 month period)	0	86	0.0%	2.0%	2.1%
% of courses of treatment with removable appliances only - completed treatment (rolling 12 month period)	0	88	0.0%	1.7%	1.5%
% of patients satisfied with the treatment they have received (rolling 12 month period)	1	1	100.0%	93.0%	95.7%

\* Figures in italics indicate that the base number is less than 100.

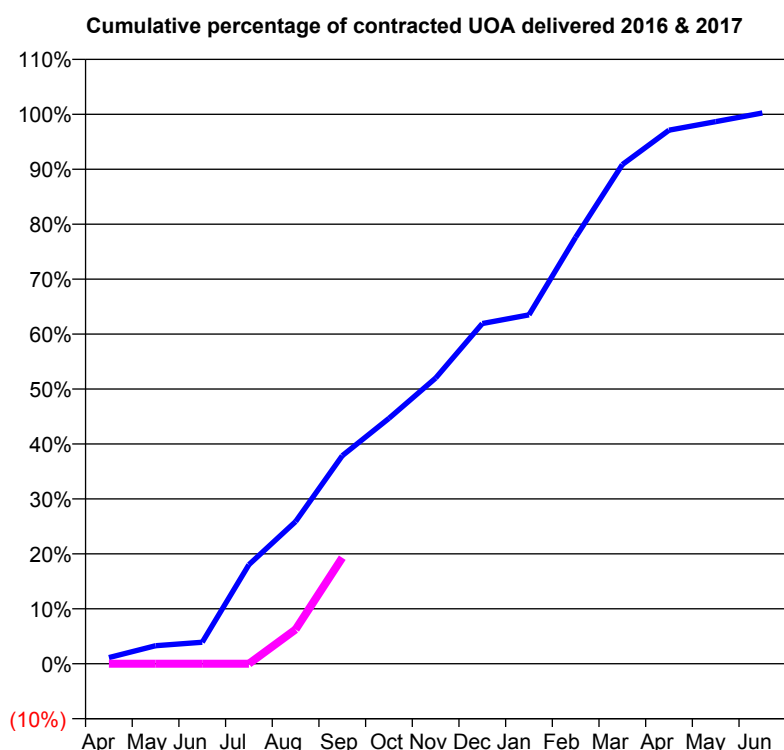
**Q62 - Vital Signs Orthodontic At a Glance Contract Report for 912387/0002 - September 2016**

Name or company name	MR S KUMAR
Contract type name	PDS Contract
Purpose of contract	Orthodontic
Contract start date	01/04/2006
Contract end date	31/03/2018

16/17 Contracted general activity (UDA)	0
Carry forward general activity (UDA)	0
16/17 Contracted orthodontic activity (UOA)	4,026
Carry forward orthodontic activity (UOA)	0
Baseline contract value	£261,058.20

**ACCESS**

	Contract	England and Wales
24 month ratio of assessments to patient IDs	1.06	1.10

**ACTIVITY**


Month	Adjusted Scheduled Activity (UOA)	
	2016	2017
April	45	0
May	132	0
June	158	0
July	727	0
August	1,042	252
September	1,525	777
October	1,799	
November	2,093	
December	2,493	
January	2,556	
February	3,125	
March	3,657	
April	3,909	
May	3,972	
June	4,035	

**QUALITY**

	Contract Quantity	Contract Base Number	Contract *	Region	England
% of all assessments that were assess and fit appliances (rolling 12 month period)	157	162	96.9%	54.4%	54.1%
% of all assessments that were assess and refuse (rolling 12 month period)	0	162	0.0%	14.9%	12.4%
% of all assessments that were assess and review (rolling 12 month period)	5	162	3.1%	30.7%	33.5%
% of terminated courses where treatment was abandoned or discontinued (rolling 12 month period)	5	116	4.3%	6.4%	7.2%
% of completed treatments indicating that PAR score was taken (year to date)	32	36	88.9%	67.6%	58.9%
Rate of removable appliances per 100 fixed appliances - proposed treatment (rolling 12 month period)	1	307	0.33	4.21	5.66
Rate of removable appliances per 100 fixed appliances - completed treatment (rolling 12 month period)	1	221	0.45	3.90	4.88
% of courses of treatment with removable appliances only - proposed treatment (rolling 12 month period)	1	157	0.6%	2.0%	2.1%
% of courses of treatment with removable appliances only - completed treatment (rolling 12 month period)	0	111	0.0%	1.7%	1.5%
% of patients satisfied with the treatment they have received (rolling 12 month period)	4	4	100.0%	93.0%	95.7%

\* Figures in italics indicate that the base number is less than 100.

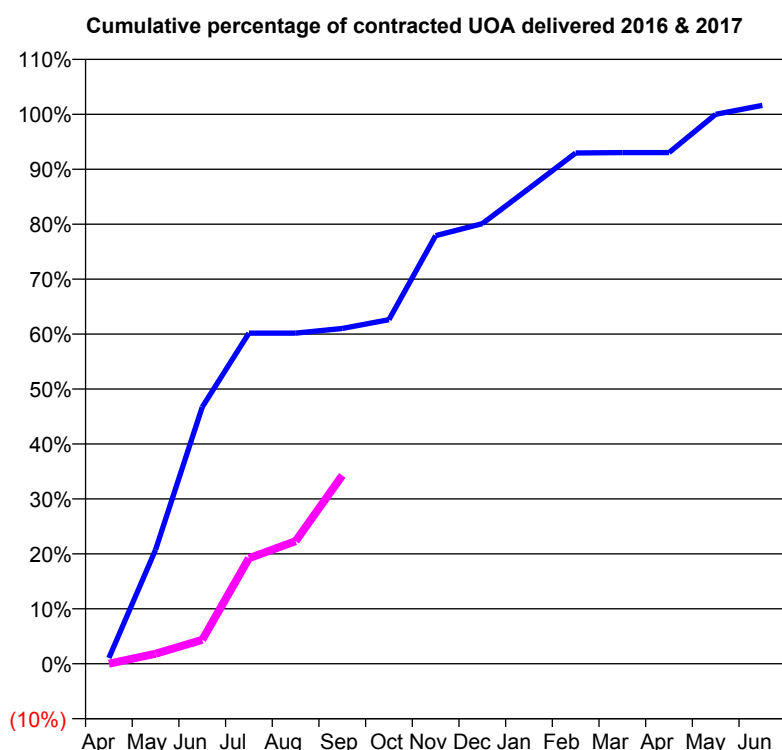
**Q62 - Vital Signs Orthodontic At a Glance Contract Report for 913073/0001 - September 2016**

Name or company name	MISS SJ BURNS
Contract type name	PDS Contract
Purpose of contract	Orthodontic
Contract start date	01/04/2006
Contract end date	31/03/2017

16/17 Contracted general activity (UDA)	0
Carry forward general activity (UDA)	0
16/17 Contracted orthodontic activity (UOA)	1,421
Carry forward orthodontic activity (UOA)	0
Baseline contract value	£112,373.04

**ACCESS**

	Contract	England and Wales
24 month ratio of assessments to patient IDs	1.14	1.10

**ACTIVITY**


Month	Adjusted Scheduled Activity (UOA)	
	2016	2017
April	15	0
May	295	26
June	664	62
July	855	273
August	855	317
September	867	487
October	890	
November	1,107	
December	1,138	
January	1,229	
February	1,321	
March	1,322	
April	1,322	
May	1,421	
June	1,444	

**QUALITY**

	Contract Quantity	Contract Base Number	Contract *	Region	England
% of all assessments that were assess and fit appliances (rolling 12 month period)	48	134	35.8%	54.4%	54.1%
% of all assessments that were assess and refuse (rolling 12 month period)	11	134	8.2%	14.9%	12.4%
% of all assessments that were assess and review (rolling 12 month period)	75	134	56.0%	30.7%	33.5%
% of terminated courses where treatment was abandoned or discontinued (rolling 12 month period)	12	62	19.4%	6.4%	7.2%
% of completed treatments indicating that PAR score was taken (year to date)	0	20	0.0%	67.6%	58.9%
Rate of removable appliances per 100 fixed appliances - proposed treatment (rolling 12 month period)	5	86	5.81	4.21	5.66
Rate of removable appliances per 100 fixed appliances - completed treatment (rolling 12 month period)	0	0	N/A	3.90	4.88
% of courses of treatment with removable appliances only - proposed treatment (rolling 12 month period)	5	48	10.4%	2.0%	2.1%
% of courses of treatment with removable appliances only - completed treatment (rolling 12 month period)	0	50	0.0%	1.7%	1.5%
% of patients satisfied with the treatment they have received (rolling 12 month period)	2	2	100.0%	93.0%	95.7%

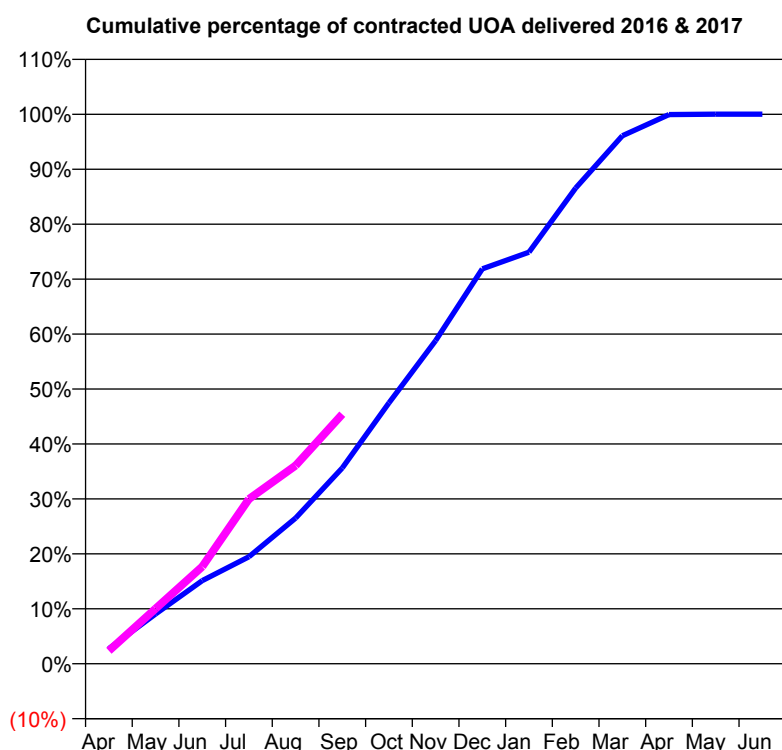
\* Figures in italics indicate that the base number is less than 100.

**Q62 - Vital Signs Orthodontic At a Glance Contract Report for 919284/0001 - September 2016**

Name or company name	MR M ALIMADADIAN	16/17 Contracted general activity (UDA)	0
Contract type name	PDS Contract	Carry forward general activity (UDA)	0
Purpose of contract	Orthodontic	16/17 Contracted orthodontic activity (UOA)	24,911
Contract start date	01/04/2006	Carry forward orthodontic activity (UOA)	-5
Contract end date	31/03/2019	Baseline contract value	£1,615,383.47

**ACCESS**

	Contract	England and Wales
24 month ratio of assessments to patient IDs	1.01	1.10

**ACTIVITY**


Month	Adjusted Scheduled Activity (UOA)	
	2016	2017
April	684	589
May	2,258	2,501
June	3,768	4,402
July	4,852	7,466
August	6,605	8,988
September	8,875	11,312
October	11,826	
November	14,651	
December	17,903	
January	18,658	
February	21,566	
March	23,938	
April	24,895	
May	24,916	
June	24,916	

**QUALITY**

	Contract Quantity	Contract Base Number	Contract *	Region	England
% of all assessments that were assess and fit appliances (rolling 12 month period)	1,276	2,124	60.1%	54.4%	54.1%
% of all assessments that were assess and refuse (rolling 12 month period)	617	2,124	29.0%	14.9%	12.4%
% of all assessments that were assess and review (rolling 12 month period)	231	2,124	10.9%	30.7%	33.5%
% of terminated courses where treatment was abandoned or discontinued (rolling 12 month period)	105	1,056	9.9%	6.4%	7.2%
% of completed treatments indicating that PAR score was taken (year to date)	490	513	95.5%	67.6%	58.9%
Rate of removable appliances per 100 fixed appliances - proposed treatment (rolling 12 month period)	57	2,500	2.28	4.21	5.66
Rate of removable appliances per 100 fixed appliances - completed treatment (rolling 12 month period)	23	1,871	1.23	3.90	4.88
% of courses of treatment with removable appliances only - proposed treatment (rolling 12 month period)	13	1,276	1.0%	2.0%	2.1%
% of courses of treatment with removable appliances only - completed treatment (rolling 12 month period)	8	951	0.8%	1.7%	1.5%
% of patients satisfied with the treatment they have received (rolling 12 month period)	29	33	87.9%	93.0%	95.7%

\* Figures in italics indicate that the base number is less than 100.

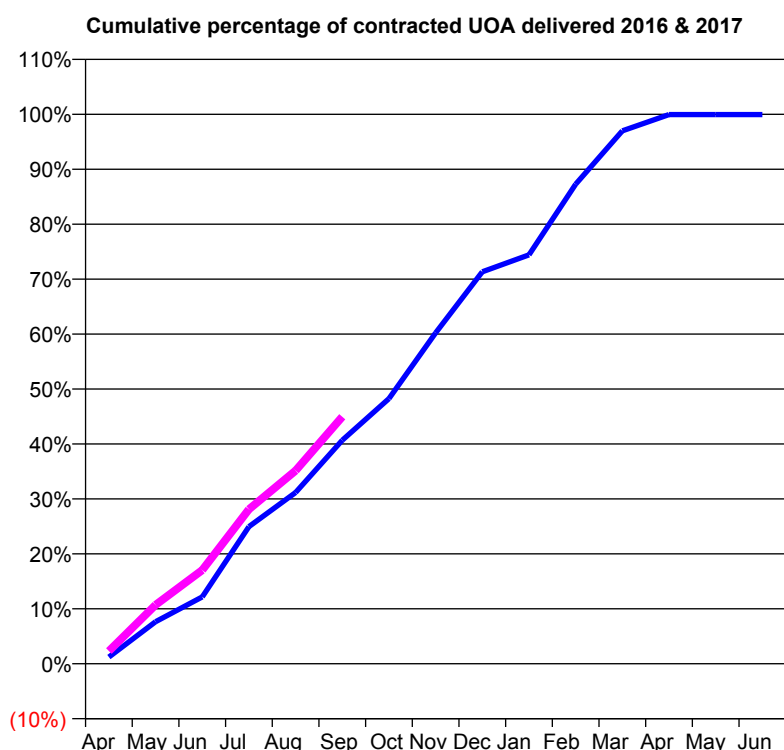
**Q62 - Vital Signs Orthodontic At a Glance Contract Report for 919284/0002 - September 2016**

Name or company name	MR M ALIMADADIAN
Contract type name	PDS Contract
Purpose of contract	General and Orthodontic
Contract start date	01/04/2006
Contract end date	31/03/2019

16/17 Contracted general activity (UDA)	0
Carry forward general activity (UDA)	0
16/17 Contracted orthodontic activity (UOA)	16,948
Carry forward orthodontic activity (UOA)	-9
Baseline contract value	£1,121,639.02

**ACCESS**

	Contract	England and Wales
24 month ratio of assessments to patient IDs	1.01	1.10

**ACTIVITY**


Month	Adjusted Scheduled Activity (UOA)	
	2016	2017
April	208	392
May	1,299	1,816
June	2,063	2,890
July	4,231	4,765
August	5,282	5,958
September	6,893	7,618
October	8,179	
November	10,206	
December	12,091	
January	12,612	
February	14,791	
March	16,435	
April	16,938	
May	16,939	
June	16,939	

**QUALITY**

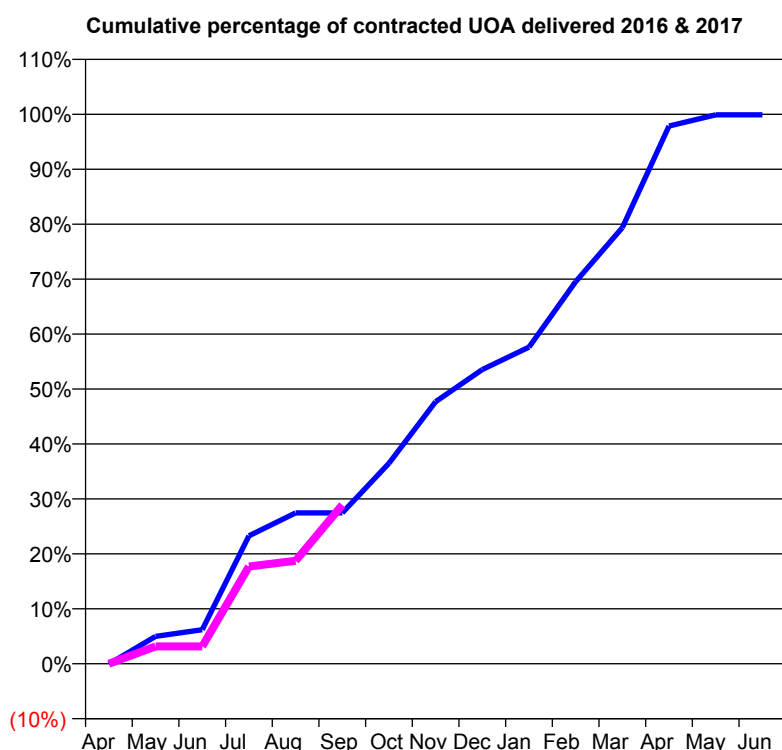
	Contract Quantity	Contract Base Number	Contract *	Region	England
% of all assessments that were assess and fit appliances (rolling 12 month period)	817	1,593	51.3%	54.4%	54.1%
% of all assessments that were assess and refuse (rolling 12 month period)	604	1,593	37.9%	14.9%	12.4%
% of all assessments that were assess and review (rolling 12 month period)	172	1,593	10.8%	30.7%	33.5%
% of terminated courses where treatment was abandoned or discontinued (rolling 12 month period)	39	634	6.2%	6.4%	7.2%
% of completed treatments indicating that PAR score was taken (year to date)	270	304	88.8%	67.6%	58.9%
Rate of removable appliances per 100 fixed appliances - proposed treatment (rolling 12 month period)	51	1,599	3.19	4.21	5.66
Rate of removable appliances per 100 fixed appliances - completed treatment (rolling 12 month period)	14	1,165	1.20	3.90	4.88
% of courses of treatment with removable appliances only - proposed treatment (rolling 12 month period)	13	817	1.6%	2.0%	2.1%
% of courses of treatment with removable appliances only - completed treatment (rolling 12 month period)	4	595	0.7%	1.7%	1.5%
% of patients satisfied with the treatment they have received (rolling 12 month period)	23	26	88.5%	93.0%	95.7%

\* Figures in italics indicate that the base number is less than 100.

**Q62 - Vital Signs Orthodontic At a Glance Contract Report for 925152/0003 - September 2016**

Name or company name	MR GP MANCINI	16/17 Contracted general activity (UDA)	0
Contract type name	PDS Contract	Carry forward general activity (UDA)	0
Purpose of contract	Orthodontic	16/17 Contracted orthodontic activity (UOA)	4,146
Contract start date	01/04/2006	Carry forward orthodontic activity (UOA)	0
Contract end date	31/03/2019	Baseline contract value	£268,858.21

ACCESS	Contract	England and Wales
24 month ratio of assessments to patient IDs	1.03	1.10

**ACTIVITY**


Month	Adjusted Scheduled Activity (UOA)	
	2016	2017
April	-3	0
May	207	131
June	257	131
July	965	734
August	1,138	777
September	1,138	1,199
October	1,513	
November	1,978	
December	2,220	
January	2,389	
February	2,883	
March	3,290	
April	4,057	
May	4,142	
June	4,142	

QUALITY	Contract Quantity	Contract Base Number	Contract *	Region	England
% of all assessments that were assess and fit appliances (rolling 12 month period)	205	256	80.1%	54.4%	54.1%
% of all assessments that were assess and refuse (rolling 12 month period)	9	256	3.5%	14.9%	12.4%
% of all assessments that were assess and review (rolling 12 month period)	42	256	16.4%	30.7%	33.5%
% of terminated courses where treatment was abandoned or discontinued (rolling 12 month period)	1	157	0.6%	6.4%	7.2%
% of completed treatments indicating that PAR score was taken (year to date)	45	53	84.9%	67.6%	58.9%
Rate of removable appliances per 100 fixed appliances - proposed treatment (rolling 12 month period)	27	387	6.98	4.21	5.66
Rate of removable appliances per 100 fixed appliances - completed treatment (rolling 12 month period)	0	0	N/A	3.90	4.88
% of courses of treatment with removable appliances only - proposed treatment (rolling 12 month period)	5	205	2.4%	2.0%	2.1%
% of courses of treatment with removable appliances only - completed treatment (rolling 12 month period)	0	156	0.0%	1.7%	1.5%
% of patients satisfied with the treatment they have received (rolling 12 month period)	6	6	100.0%	93.0%	95.7%

\* Figures in italics indicate that the base number is less than 100.

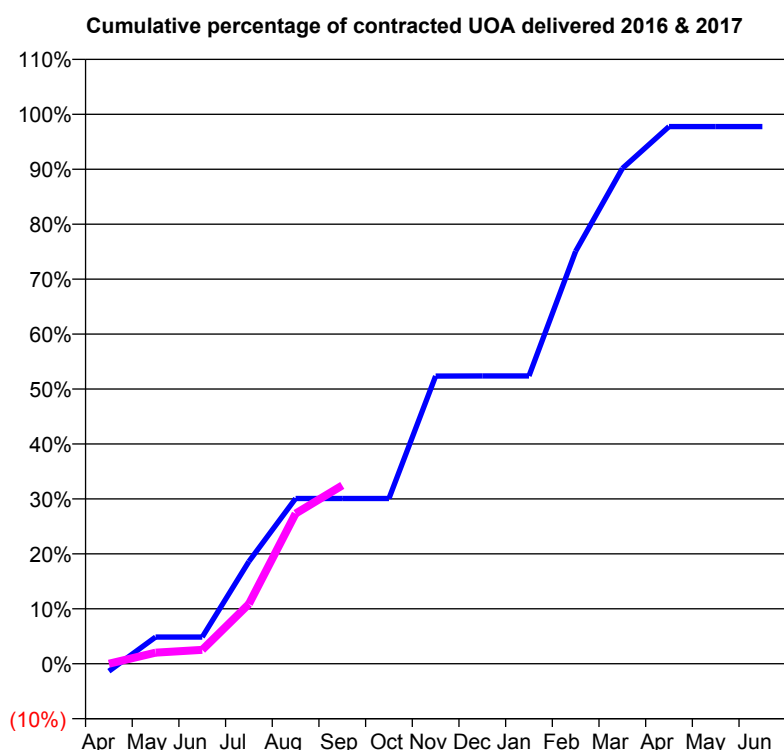
**Q62 - Vital Signs Orthodontic At a Glance Contract Report for 925152/0005 - September 2016**

Name or company name	MR GP MANCINI
Contract type name	PDS Contract
Purpose of contract	Orthodontic
Contract start date	01/04/2006
Contract end date	31/03/2019

16/17 Contracted general activity (UDA)	0
Carry forward general activity (UDA)	0
16/17 Contracted orthodontic activity (UOA)	4,140
Carry forward orthodontic activity (UOA)	0
Baseline contract value	£268,443.22

**ACCESS**

	Contract	England and Wales
24 month ratio of assessments to patient IDs	1.02	1.10

**ACTIVITY**


Month	Adjusted Scheduled Activity (UOA)	
	2016	2017
April	-57	0
May	201	84
June	201	105
July	771	451
August	1,245	1,132
September	1,245	1,344
October	1,245	
November	2,168	
December	2,169	
January	2,169	
February	3,108	
March	3,732	
April	4,047	
May	4,047	
June	4,047	

**QUALITY**

	Contract Quantity	Contract Base Number	Contract *	Region	England
% of all assessments that were assess and fit appliances (rolling 12 month period)	197	255	77.3%	54.4%	54.1%
% of all assessments that were assess and refuse (rolling 12 month period)	5	255	2.0%	14.9%	12.4%
% of all assessments that were assess and review (rolling 12 month period)	53	255	20.8%	30.7%	33.5%
% of terminated courses where treatment was abandoned or discontinued (rolling 12 month period)	12	209	5.7%	6.4%	7.2%
% of completed treatments indicating that PAR score was taken (year to date)	86	93	92.5%	67.6%	58.9%
Rate of removable appliances per 100 fixed appliances - proposed treatment (rolling 12 month period)	18	381	4.72	4.21	5.66
Rate of removable appliances per 100 fixed appliances - completed treatment (rolling 12 month period)	16	378	4.23	3.90	4.88
% of courses of treatment with removable appliances only - proposed treatment (rolling 12 month period)	6	197	3.0%	2.0%	2.1%
% of courses of treatment with removable appliances only - completed treatment (rolling 12 month period)	8	197	4.1%	1.7%	1.5%
% of patients satisfied with the treatment they have received (rolling 12 month period)	3	3	100.0%	93.0%	95.7%

\* Figures in italics indicate that the base number is less than 100.

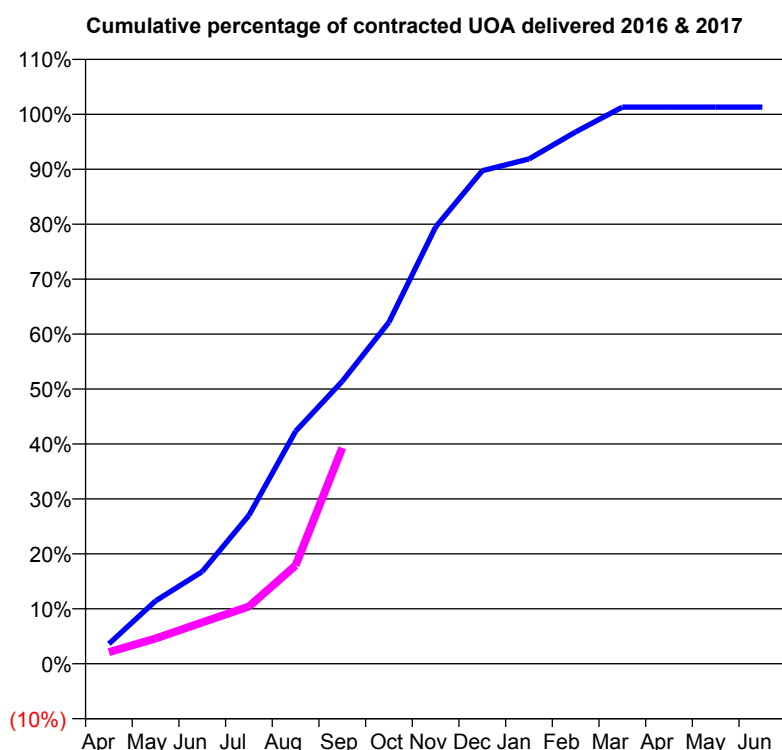
**Q62 - Vital Signs Orthodontic At a Glance Contract Report for 959847/0001 - September 2016**

Name or company name	MR AY LAM
Contract type name	PDS Contract
Purpose of contract	Orthodontic
Contract start date	01/10/2008
Contract end date	31/03/2019

16/17 Contracted general activity (UDA)	0
Carry forward general activity (UDA)	0
16/17 Contracted orthodontic activity (UOA)	5,116
Carry forward orthodontic activity (UOA)	-67
Baseline contract value	£326,147.72

**ACCESS**

	Contract	England and Wales
24 month ratio of assessments to patient IDs	1.04	1.10

**ACTIVITY**


Month	Adjusted Scheduled Activity (UOA)	
	2016	2017
April	186	109
May	585	235
June	858	386
July	1,383	533
August	2,164	915
September	2,630	2,011
October	3,180	
November	4,066	
December	4,591	
January	4,700	
February	4,952	
March	5,183	
April	5,183	
May	5,183	
June	5,183	

**QUALITY**

	Contract Quantity	Contract Base Number	Contract *	Region	England
% of all assessments that were assess and fit appliances (rolling 12 month period)	219	219	100.0%	54.4%	54.1%
% of all assessments that were assess and refuse (rolling 12 month period)	0	219	0.0%	14.9%	12.4%
% of all assessments that were assess and review (rolling 12 month period)	0	219	0.0%	30.7%	33.5%
% of terminated courses where treatment was abandoned or discontinued (rolling 12 month period)	4	289	1.4%	6.4%	7.2%
% of completed treatments indicating that PAR score was taken (year to date)	146	147	99.3%	67.6%	58.9%
Rate of removable appliances per 100 fixed appliances - proposed treatment (rolling 12 month period)	15	424	3.54	4.21	5.66
Rate of removable appliances per 100 fixed appliances - completed treatment (rolling 12 month period)	6	569	1.05	3.90	4.88
% of courses of treatment with removable appliances only - proposed treatment (rolling 12 month period)	3	219	1.4%	2.0%	2.1%
% of courses of treatment with removable appliances only - completed treatment (rolling 12 month period)	0	285	0.0%	1.7%	1.5%
% of patients satisfied with the treatment they have received (rolling 12 month period)	6	7	85.7%	93.0%	95.7%

\* Figures in italics indicate that the base number is less than 100.



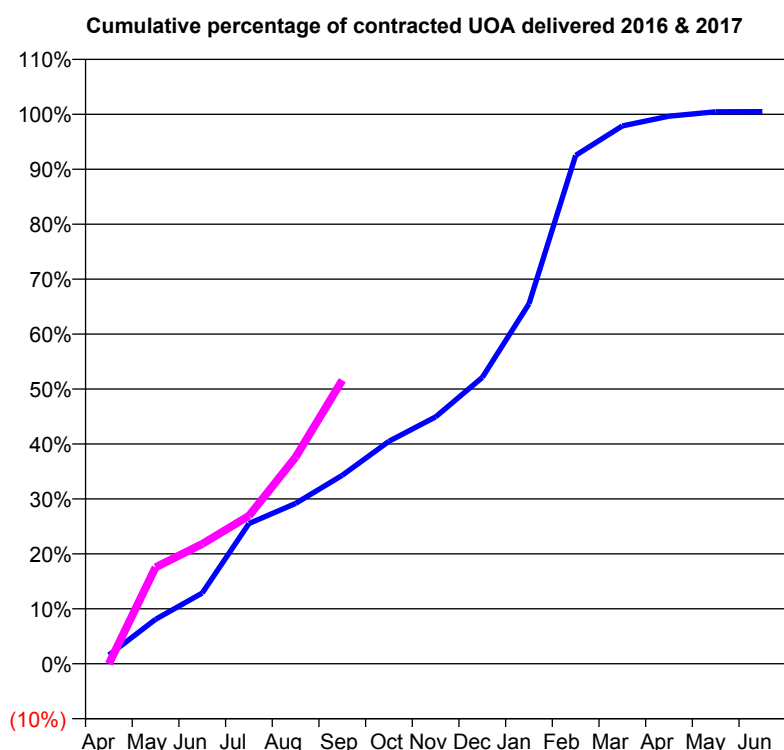
**Q63 - Vital Signs Orthodontic At a Glance Contract Report for 111732/0001 - September 2016**

Name or company name	Richmond Hill Orthodontics Ltd
Contract type name	PDS Contract
Purpose of contract	Orthodontic
Contract start date	31/10/2014
Contract end date	31/03/2019

16/17 Contracted general activity (UDA)	0
Carry forward general activity (UDA)	0
16/17 Contracted orthodontic activity (UOA)	7,813
Carry forward orthodontic activity (UOA)	0
Baseline contract value	£508,270.10

**ACCESS**

	Contract	England and Wales
24 month ratio of assessments to patient IDs	1.02	1.10

**ACTIVITY**


Month	Adjusted Scheduled Activity (UOA)	
	2016	2017
April	125	0
May	633	1,372
June	1,006	1,703
July	1,994	2,103
August	2,280	2,937
September	2,680	4,031
October	3,164	
November	3,510	
December	4,071	
January	5,118	
February	7,229	
March	7,648	
April	7,786	
May	7,849	
June	7,851	

**QUALITY**

	Contract Quantity	Contract Base Number	Contract *	Region	England
% of all assessments that were assess and fit appliances (rolling 12 month period)	429	882	48.6%	54.4%	54.1%
% of all assessments that were assess and refuse (rolling 12 month period)	74	882	8.4%	14.9%	12.4%
% of all assessments that were assess and review (rolling 12 month period)	379	882	43.0%	30.7%	33.5%
% of terminated courses where treatment was abandoned or discontinued (rolling 12 month period)	13	349	3.7%	6.4%	7.2%
% of completed treatments indicating that PAR score was taken (year to date)	168	169	99.4%	67.6%	58.9%
Rate of removable appliances per 100 fixed appliances - proposed treatment (rolling 12 month period)	36	732	4.92	4.21	5.66
Rate of removable appliances per 100 fixed appliances - completed treatment (rolling 12 month period)	5	150	3.33	3.90	4.88
% of courses of treatment with removable appliances only - proposed treatment (rolling 12 month period)	15	429	3.5%	2.0%	2.1%
% of courses of treatment with removable appliances only - completed treatment (rolling 12 month period)	0	336	0.0%	1.7%	1.5%
% of patients satisfied with the treatment they have received (rolling 12 month period)	4	4	100.0%	93.0%	95.7%

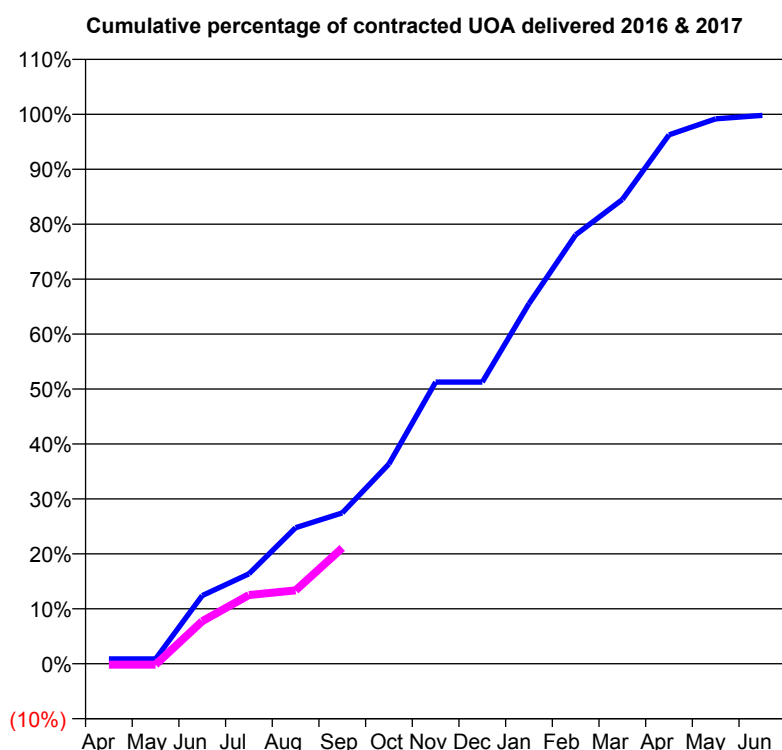
\* Figures in italics indicate that the base number is less than 100.

**Q63 - Vital Signs Orthodontic At a Glance Contract Report for 115681/0002 - September 2016**

Name or company name	Bateman, Knight & McConnell	16/17 Contracted general activity (UDA)	0
Contract type name	PDS Contract	Carry forward general activity (UDA)	0
Purpose of contract	Orthodontic	16/17 Contracted orthodontic activity (UOA)	3,638
Contract start date	01/04/2011	Carry forward orthodontic activity (UOA)	7
Contract end date	31/03/2019	Baseline contract value	£241,472.48

**ACCESS**

	Contract	England and Wales
24 month ratio of assessments to patient IDs	1.07	1.10

**ACTIVITY**


Month	Adjusted Scheduled Activity (UOA)	
	2016	2017
April	32	-7
May	32	-7
June	452	282
July	596	455
August	901	486
September	999	767
October	1,323	
November	1,865	
December	1,865	
January	2,384	
February	2,840	
March	3,074	
April	3,502	
May	3,608	
June	3,631	

**QUALITY**

	Contract Quantity	Contract Base Number	Contract *	Region	England
% of all assessments that were assess and fit appliances (rolling 12 month period)	150	408	36.8%	54.4%	54.1%
% of all assessments that were assess and refuse (rolling 12 month period)	44	408	10.8%	14.9%	12.4%
% of all assessments that were assess and review (rolling 12 month period)	214	408	52.5%	30.7%	33.5%
% of terminated courses where treatment was abandoned or discontinued (rolling 12 month period)	3	91	3.3%	6.4%	7.2%
% of completed treatments indicating that PAR score was taken (year to date)	30	34	88.2%	67.6%	58.9%
Rate of removable appliances per 100 fixed appliances - proposed treatment (rolling 12 month period)	7	293	2.39	4.21	5.66
Rate of removable appliances per 100 fixed appliances - completed treatment (rolling 12 month period)	5	157	3.18	3.90	4.88
% of courses of treatment with removable appliances only - proposed treatment (rolling 12 month period)	0	150	0.0%	2.0%	2.1%
% of courses of treatment with removable appliances only - completed treatment (rolling 12 month period)	0	88	0.0%	1.7%	1.5%
% of patients satisfied with the treatment they have received (rolling 12 month period)	9	9	100.0%	93.0%	95.7%

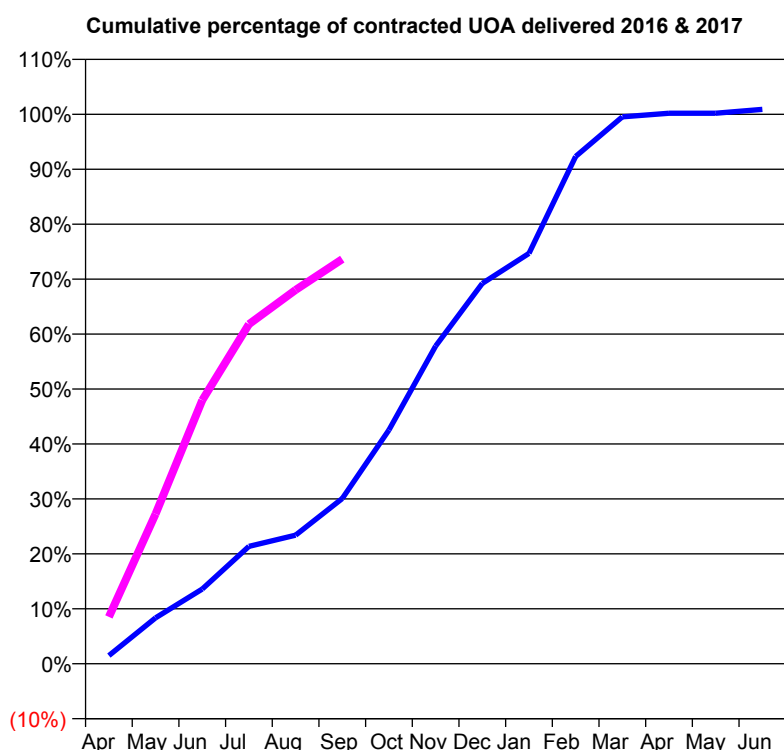
\* Figures in italics indicate that the base number is less than 100.

**Q63 - Vital Signs Orthodontic At a Glance Contract Report for 117323/0001 - September 2016**

Name or company name	Wimbledon Orthodontic Practice
Contract type name	PDS Contract
Purpose of contract	Orthodontic
Contract start date	28/02/2008
Contract end date	31/03/2019

16/17 Contracted general activity (UDA)	0
Carry forward general activity (UDA)	0
16/17 Contracted orthodontic activity (UOA)	6,406
Carry forward orthodontic activity (UOA)	0
Baseline contract value	£426,590.56

ACCESS	Contract	England and Wales
24 month ratio of assessments to patient IDs	1.03	1.10

**ACTIVITY**


Month	Adjusted Scheduled Activity (UOA)	
	2016	2017
April	95	546
May	536	1,746
June	872	3,073
July	1,369	3,959
August	1,499	4,358
September	1,927	4,717
October	2,726	
November	3,704	
December	4,434	
January	4,784	
February	5,914	
March	6,376	
April	6,418	
May	6,418	
June	6,463	

QUALITY	Contract Quantity	Contract Base Number	Contract *	Region	England
% of all assessments that were assess and fit appliances (rolling 12 month period)	455	739	61.6%	54.4%	54.1%
% of all assessments that were assess and refuse (rolling 12 month period)	42	739	5.7%	14.9%	12.4%
% of all assessments that were assess and review (rolling 12 month period)	242	739	32.7%	30.7%	33.5%
% of terminated courses where treatment was abandoned or discontinued (rolling 12 month period)	11	258	4.3%	6.4%	7.2%
% of completed treatments indicating that PAR score was taken (year to date)	27	107	25.2%	67.6%	58.9%
Rate of removable appliances per 100 fixed appliances - proposed treatment (rolling 12 month period)	39	824	4.73	4.21	5.66
Rate of removable appliances per 100 fixed appliances - completed treatment (rolling 12 month period)	17	453	3.75	3.90	4.88
% of courses of treatment with removable appliances only - proposed treatment (rolling 12 month period)	28	455	6.2%	2.0%	2.1%
% of courses of treatment with removable appliances only - completed treatment (rolling 12 month period)	15	247	6.1%	1.7%	1.5%
% of patients satisfied with the treatment they have received (rolling 12 month period)	12	12	100.0%	93.0%	95.7%

\* Figures in italics indicate that the base number is less than 100.

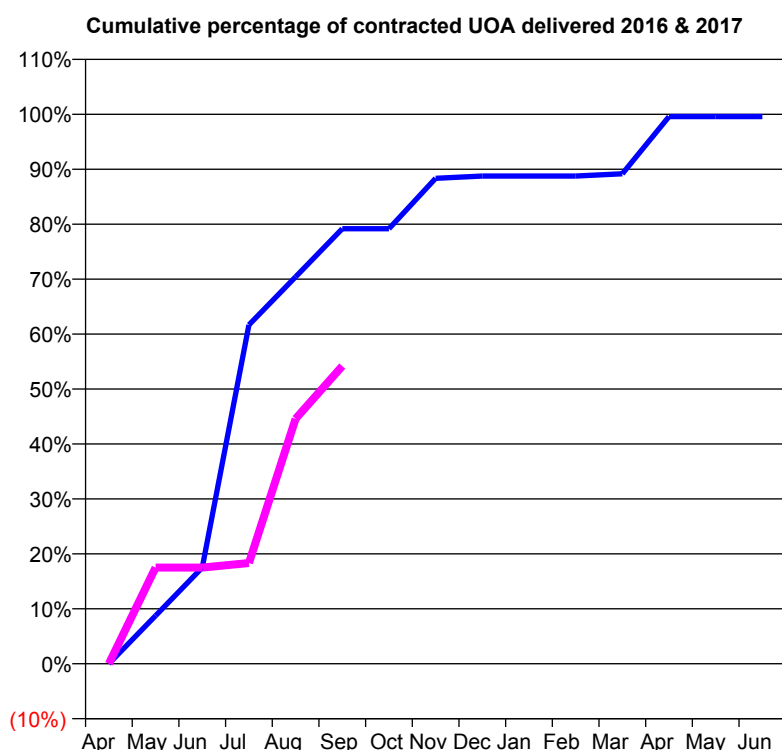
**Q63 - Vital Signs Orthodontic At a Glance Contract Report for 117471/0001 - September 2016**

Name or company name	Summerstown Dental Centre Limited
Contract type name	Pilot Contract
Purpose of contract	General and Orthodontic
Contract start date	01/06/2010
Contract end date	

16/17 Contracted general activity (UDA)	11,000
Carry forward general activity (UDA)	0
16/17 Contracted orthodontic activity (UOA)	240
Carry forward orthodontic activity (UOA)	0
Baseline contract value	£335,743.73

**ACCESS**

	Contract	England and Wales
24 month ratio of assessments to patient IDs	1.09	1.10

**ACTIVITY**


Month	Adjusted Scheduled Activity (UOA)	
	2016	2017
April	0	0
May	21	42
June	42	42
July	148	44
August	169	107
September	190	130
October	190	
November	212	
December	213	
January	213	
February	213	
March	214	
April	239	
May	239	
June	239	

**QUALITY**

	Contract Quantity	Contract Base Number	Contract *	Region	England
% of all assessments that were assess and fit appliances (rolling 12 month period)	9	16	56.3%	54.4%	54.1%
% of all assessments that were assess and refuse (rolling 12 month period)	0	16	0.0%	14.9%	12.4%
% of all assessments that were assess and review (rolling 12 month period)	7	16	43.8%	30.7%	33.5%
% of terminated courses where treatment was abandoned or discontinued (rolling 12 month period)	1	9	11.1%	6.4%	7.2%
% of completed treatments indicating that PAR score was taken (year to date)	4	5	80.0%	67.6%	58.9%
Rate of removable appliances per 100 fixed appliances - proposed treatment (rolling 12 month period)	4	4	100.00	4.21	5.66
Rate of removable appliances per 100 fixed appliances - completed treatment (rolling 12 month period)	5	8	62.50	3.90	4.88
% of courses of treatment with removable appliances only - proposed treatment (rolling 12 month period)	4	9	44.4%	2.0%	2.1%
% of courses of treatment with removable appliances only - completed treatment (rolling 12 month period)	0	8	0.0%	1.7%	1.5%
% of patients satisfied with the treatment they have received (rolling 12 month period)	0	0	N/A	93.0%	95.7%

\* Figures in italics indicate that the base number is less than 100.

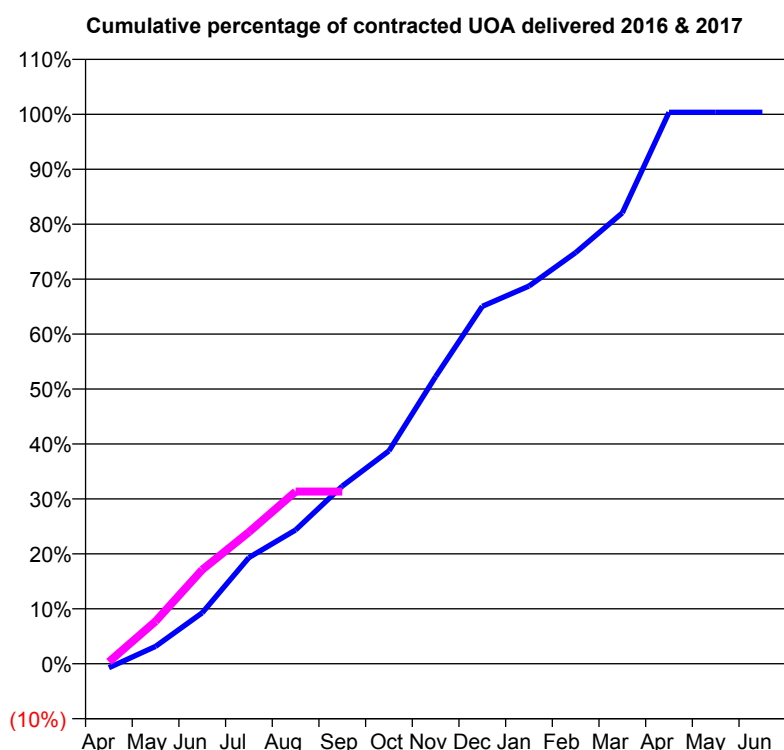
**Q63 - Vital Signs Orthodontic At a Glance Contract Report for 119644/0001 - September 2016**

Name or company name	Perfect Smile Associates Limited
Contract type name	GDS Contract
Purpose of contract	General and Orthodontic
Contract start date	17/05/2011
Contract end date	

16/17 Contracted general activity (UDA)	15,740
Carry forward general activity (UDA)	14
16/17 Contracted orthodontic activity (UOA)	4,000
Carry forward orthodontic activity (UOA)	-14
Baseline contract value	£729,089.32

**ACCESS**

	Contract	England and Wales
24 month ratio of assessments to patient IDs	1.07	1.10

**ACTIVITY**


Month	Adjusted Scheduled Activity (UOA)	
	2016	2017
April	-30	14
May	127	309
June	371	685
July	773	959
August	974	1,254
September	1,293	1,254
October	1,550	
November	2,090	
December	2,602	
January	2,749	
February	2,993	
March	3,282	
April	4,014	
May	4,014	
June	4,014	

**QUALITY**

	Contract Quantity	Contract Base Number	Contract *	Region	England
% of all assessments that were assess and fit appliances (rolling 12 month period)	192	374	51.3%	54.4%	54.1%
% of all assessments that were assess and refuse (rolling 12 month period)	57	374	15.2%	14.9%	12.4%
% of all assessments that were assess and review (rolling 12 month period)	125	374	33.4%	30.7%	33.5%
% of terminated courses where treatment was abandoned or discontinued (rolling 12 month period)	31	68	45.6%	6.4%	7.2%
% of completed treatments indicating that PAR score was taken (year to date)	1	2	50.0%	67.6%	58.9%
Rate of removable appliances per 100 fixed appliances - proposed treatment (rolling 12 month period)	4	344	1.16	4.21	5.66
Rate of removable appliances per 100 fixed appliances - completed treatment (rolling 12 month period)	1	70	1.43	3.90	4.88
% of courses of treatment with removable appliances only - proposed treatment (rolling 12 month period)	4	192	2.1%	2.0%	2.1%
% of courses of treatment with removable appliances only - completed treatment (rolling 12 month period)	1	37	2.7%	1.7%	1.5%
% of patients satisfied with the treatment they have received (rolling 12 month period)	13	15	86.7%	93.0%	95.7%

\* Figures in italics indicate that the base number is less than 100.

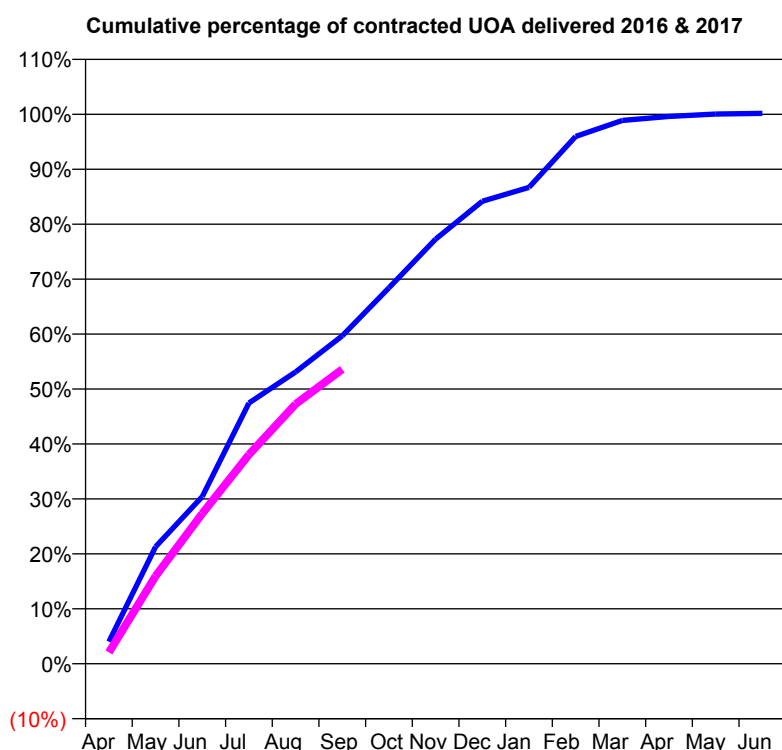
**Q63 - Vital Signs Orthodontic At a Glance Contract Report for 120820/0001 - September 2016**

Name or company name	Sutton Orthodontic Practice
Contract type name	PDS Contract
Purpose of contract	Orthodontic
Contract start date	01/04/2006
Contract end date	31/03/2019

16/17 Contracted general activity (UDA)	0
Carry forward general activity (UDA)	0
16/17 Contracted orthodontic activity (UOA)	15,545
Carry forward orthodontic activity (UOA)	-27
Baseline contract value	£1,034,632.44

**ACCESS**

	Contract	England and Wales
24 month ratio of assessments to patient IDs	1.04	1.10

**ACTIVITY**


Month	Adjusted Scheduled Activity (UOA)	
	2016	2017
April	625	321
May	3,312	2,481
June	4,729	4,249
July	7,376	5,917
August	8,255	7,346
September	9,277	8,333
October	10,636	
November	12,013	
December	13,084	
January	13,477	
February	14,917	
March	15,371	
April	15,482	
May	15,551	
June	15,572	

**QUALITY**

	Contract Quantity	Contract Base Number	Contract *	Region	England
% of all assessments that were assess and fit appliances (rolling 12 month period)	717	1,307	54.9%	54.4%	54.1%
% of all assessments that were assess and refuse (rolling 12 month period)	209	1,307	16.0%	14.9%	12.4%
% of all assessments that were assess and review (rolling 12 month period)	381	1,307	29.2%	30.7%	33.5%
% of terminated courses where treatment was abandoned or discontinued (rolling 12 month period)	63	833	7.6%	6.4%	7.2%
% of completed treatments indicating that PAR score was taken (year to date)	174	359	48.5%	67.6%	58.9%
Rate of removable appliances per 100 fixed appliances - proposed treatment (rolling 12 month period)	84	1,362	6.17	4.21	5.66
Rate of removable appliances per 100 fixed appliances - completed treatment (rolling 12 month period)	72	1,163	6.19	3.90	4.88
% of courses of treatment with removable appliances only - proposed treatment (rolling 12 month period)	23	717	3.2%	2.0%	2.1%
% of courses of treatment with removable appliances only - completed treatment (rolling 12 month period)	14	770	1.8%	1.7%	1.5%
% of patients satisfied with the treatment they have received (rolling 12 month period)	16	16	100.0%	93.0%	95.7%

\* Figures in italics indicate that the base number is less than 100.

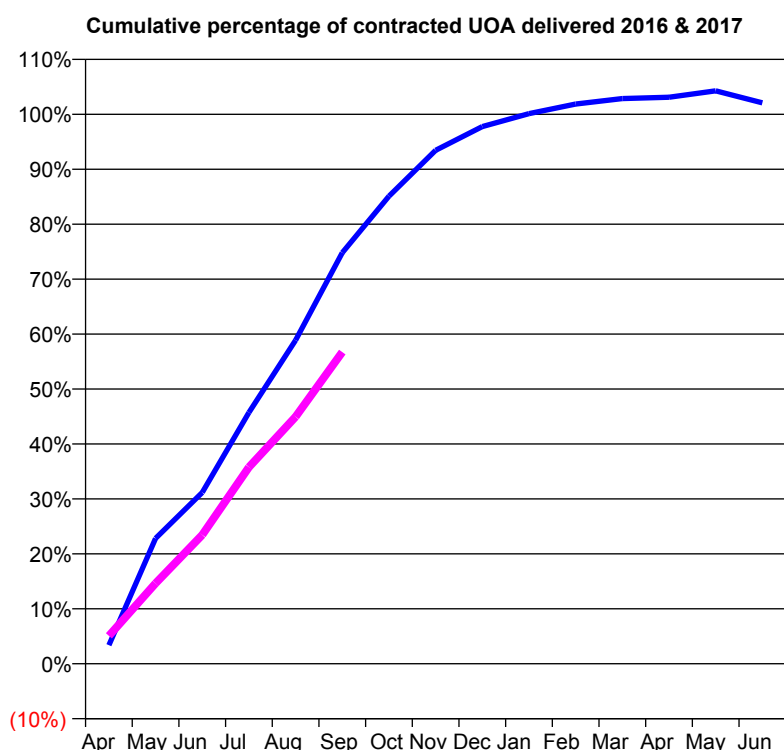
**Q63 - Vital Signs Orthodontic At a Glance Contract Report for 121401/0001 - September 2016**

Name or company name	Namta Ltd
Contract type name	PDS Contract
Purpose of contract	Orthodontic
Contract start date	01/04/2011
Contract end date	31/03/2019

16/17 Contracted general activity (UDA)	0
Carry forward general activity (UDA)	0
16/17 Contracted orthodontic activity (UOA)	12,950
Carry forward orthodontic activity (UOA)	0
Baseline contract value	£840,650.71

**ACCESS**

	Contract	England and Wales
24 month ratio of assessments to patient IDs	1.04	1.10

**ACTIVITY**


Month	Adjusted Scheduled Activity (UOA)	
	2016	2017
April	438	657
May	2,955	1,898
June	4,036	3,037
July	5,922	4,634
August	7,624	5,823
September	9,688	7,347
October	11,018	
November	12,100	
December	12,659	
January	12,965	
February	13,190	
March	13,319	
April	13,352	
May	13,503	
June	13,220	

**QUALITY**

	Contract Quantity	Contract Base Number	Contract *	Region	England
% of all assessments that were assess and fit appliances (rolling 12 month period)	509	1,254	40.6%	54.4%	54.1%
% of all assessments that were assess and refuse (rolling 12 month period)	250	1,254	19.9%	14.9%	12.4%
% of all assessments that were assess and review (rolling 12 month period)	495	1,254	39.5%	30.7%	33.5%
% of terminated courses where treatment was abandoned or discontinued (rolling 12 month period)	115	584	19.7%	6.4%	7.2%
% of completed treatments indicating that PAR score was taken (year to date)	124	263	47.1%	67.6%	58.9%
Rate of removable appliances per 100 fixed appliances - proposed treatment (rolling 12 month period)	24	975	2.46	4.21	5.66
Rate of removable appliances per 100 fixed appliances - completed treatment (rolling 12 month period)	43	903	4.76	3.90	4.88
% of courses of treatment with removable appliances only - proposed treatment (rolling 12 month period)	14	509	2.8%	2.0%	2.1%
% of courses of treatment with removable appliances only - completed treatment (rolling 12 month period)	15	469	3.2%	1.7%	1.5%
% of patients satisfied with the treatment they have received (rolling 12 month period)	10	13	76.9%	93.0%	95.7%

\* Figures in italics indicate that the base number is less than 100.

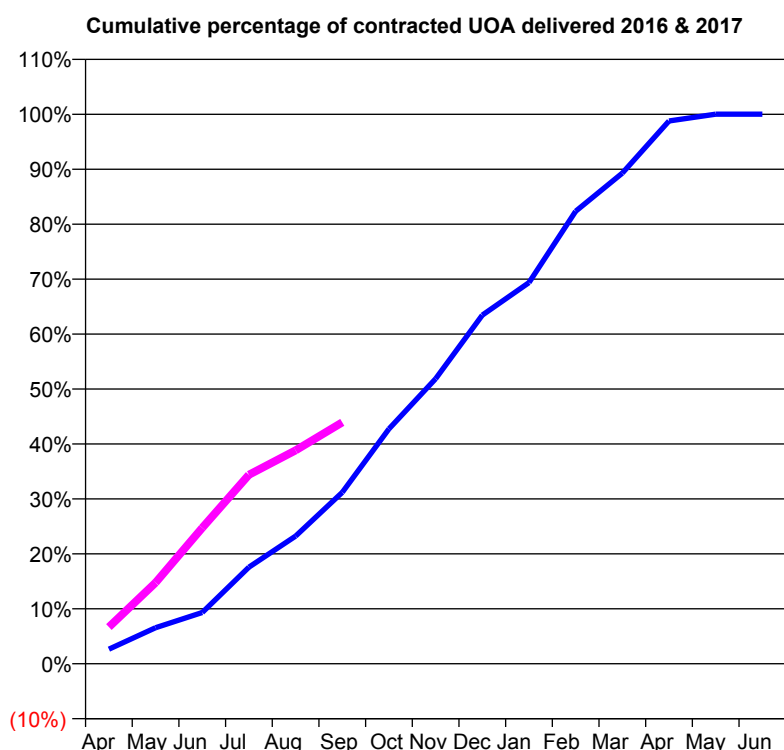
**Q63 - Vital Signs Orthodontic At a Glance Contract Report for 125423/0001 - September 2016**

Name or company name	Chapel Road Orthodontics Limited
Contract type name	PDS Contract
Purpose of contract	Orthodontic
Contract start date	01/08/2009
Contract end date	31/03/2019

16/17 Contracted general activity (UDA)	0
Carry forward general activity (UDA)	0
16/17 Contracted orthodontic activity (UOA)	14,528
Carry forward orthodontic activity (UOA)	-4
Baseline contract value	£987,307.97

**ACCESS**

	Contract	England and Wales
24 month ratio of assessments to patient IDs	1.29	1.10

**ACTIVITY**


Month	Adjusted Scheduled Activity (UOA)	
	2016	2017
April	385	970
May	952	2,146
June	1,356	3,595
July	2,553	4,996
August	3,376	5,641
September	4,531	6,383
October	6,211	
November	7,536	
December	9,216	
January	10,077	
February	11,963	
March	12,971	
April	14,350	
May	14,532	
June	14,532	

**QUALITY**

	Contract Quantity	Contract Base Number	Contract *	Region	England
% of all assessments that were assess and fit appliances (rolling 12 month period)	705	2,356	29.9%	54.4%	54.1%
% of all assessments that were assess and refuse (rolling 12 month period)	280	2,356	11.9%	14.9%	12.4%
% of all assessments that were assess and review (rolling 12 month period)	1,371	2,356	58.2%	30.7%	33.5%
% of terminated courses where treatment was abandoned or discontinued (rolling 12 month period)	11	483	2.3%	6.4%	7.2%
% of completed treatments indicating that PAR score was taken (year to date)	43	261	16.5%	67.6%	58.9%
Rate of removable appliances per 100 fixed appliances - proposed treatment (rolling 12 month period)	41	1,390	2.95	4.21	5.66
Rate of removable appliances per 100 fixed appliances - completed treatment (rolling 12 month period)	12	923	1.30	3.90	4.88
% of courses of treatment with removable appliances only - proposed treatment (rolling 12 month period)	6	705	0.9%	2.0%	2.1%
% of courses of treatment with removable appliances only - completed treatment (rolling 12 month period)	6	472	1.3%	1.7%	1.5%
% of patients satisfied with the treatment they have received (rolling 12 month period)	18	18	100.0%	93.0%	95.7%

\* Figures in italics indicate that the base number is less than 100.



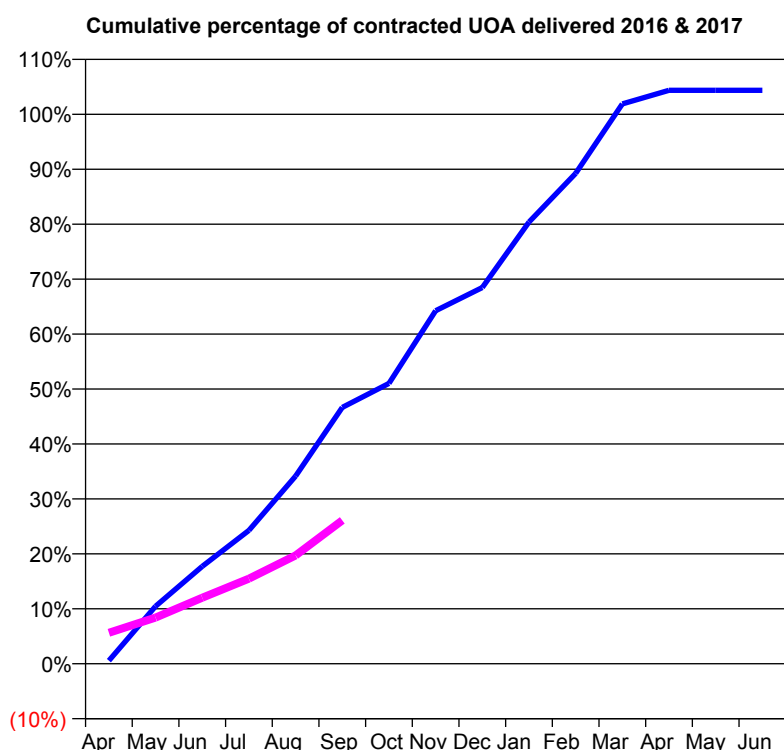
**Q63 - Vital Signs Orthodontic At a Glance Contract Report for 141097/0001 - September 2016**

Name or company name	Mr DJ Mehigan & Miss AM Peel
Contract type name	GDS Contract
Purpose of contract	General and Orthodontic
Contract start date	01/11/2006
Contract end date	

16/17 Contracted general activity (UDA)	14,962
Carry forward general activity (UDA)	589
16/17 Contracted orthodontic activity (UOA)	688
Carry forward orthodontic activity (UOA)	-14
Baseline contract value	£372,559.08

**ACCESS**

	Contract	England and Wales
24 month ratio of assessments to patient IDs	1.71	1.10

**ACTIVITY**


Month	Adjusted Scheduled Activity (UOA)	
	2016	2017
April	4	39
May	72	58
June	122	83
July	167	107
August	235	136
September	321	180
October	351	
November	442	
December	471	
January	553	
February	614	
March	701	
April	718	
May	718	
June	718	

**QUALITY**

	Contract Quantity	Contract Base Number	Contract *	Region	England
% of all assessments that were assess and fit appliances (rolling 12 month period)	10	598	1.7%	54.4%	54.1%
% of all assessments that were assess and refuse (rolling 12 month period)	4	598	0.7%	14.9%	12.4%
% of all assessments that were assess and review (rolling 12 month period)	584	598	97.7%	30.7%	33.5%
% of terminated courses where treatment was abandoned or discontinued (rolling 12 month period)	2	16	12.5%	6.4%	7.2%
% of completed treatments indicating that PAR score was taken (year to date)	0	2	0.0%	67.6%	58.9%
Rate of removable appliances per 100 fixed appliances - proposed treatment (rolling 12 month period)	2	5	40.00	4.21	5.66
Rate of removable appliances per 100 fixed appliances - completed treatment (rolling 12 month period)	0	15	0.00	3.90	4.88
% of courses of treatment with removable appliances only - proposed treatment (rolling 12 month period)	2	10	20.0%	2.0%	2.1%
% of courses of treatment with removable appliances only - completed treatment (rolling 12 month period)	0	14	0.0%	1.7%	1.5%
% of patients satisfied with the treatment they have received (rolling 12 month period)	0	0	N/A	93.0%	95.7%

\* Figures in italics indicate that the base number is less than 100.

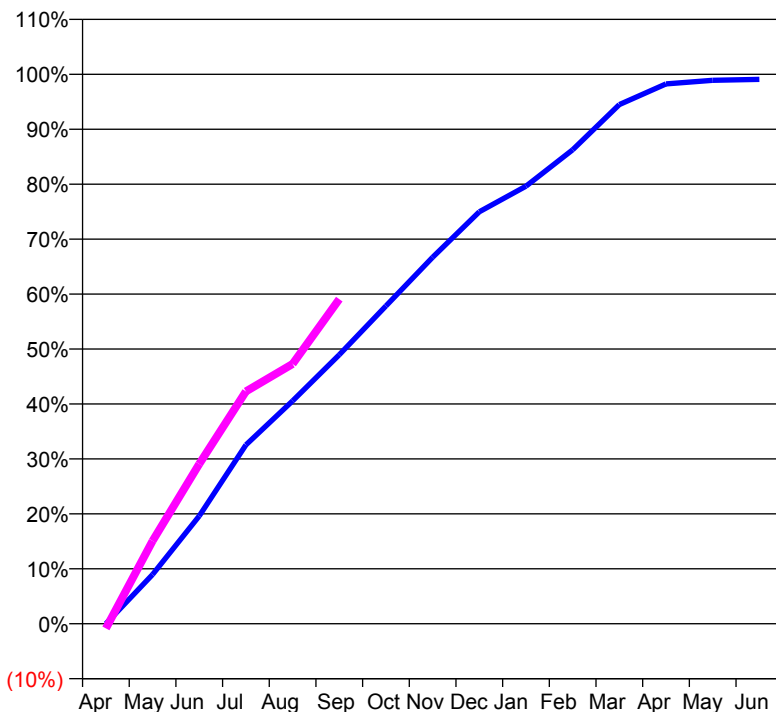
**Q63 - Vital Signs Orthodontic At a Glance Contract Report for 146498/0001 - September 2016**

Name or company name	The McDonogh Practice
Contract type name	PDS Contract
Purpose of contract	Orthodontic
Contract start date	01/04/2006
Contract end date	31/03/2019

16/17 Contracted general activity (UDA)	0
Carry forward general activity (UDA)	0
16/17 Contracted orthodontic activity (UOA)	29,821
Carry forward orthodontic activity (UOA)	274
Baseline contract value	£2,020,861.28

**ACCESS**

	Contract	England and Wales
24 month ratio of assessments to patient IDs	1.07	1.10

**ACTIVITY**
**Cumulative percentage of contracted UOA delivered 2016 & 2017**

**Adjusted Scheduled Activity (UOA)**

Month	2016	2017
April	4	-258
May	2,675	4,498
June	5,854	8,671
July	9,709	12,608
August	12,094	14,098
September	14,600	17,620
October	17,251	
November	19,892	
December	22,354	
January	23,746	
February	25,722	
March	28,175	
April	29,298	
May	29,493	
June	29,547	

**QUALITY**

	Contract Quantity	Contract Base Number	Contract *	Region	England
% of all assessments that were assess and fit appliances (rolling 12 month period)	1,550	2,817	55.0%	54.4%	54.1%
% of all assessments that were assess and refuse (rolling 12 month period)	392	2,817	13.9%	14.9%	12.4%
% of all assessments that were assess and review (rolling 12 month period)	875	2,817	31.1%	30.7%	33.5%
% of terminated courses where treatment was abandoned or discontinued (rolling 12 month period)	45	1,314	3.4%	6.4%	7.2%
% of completed treatments indicating that PAR score was taken (year to date)	222	662	33.5%	67.6%	58.9%
Rate of removable appliances per 100 fixed appliances - proposed treatment (rolling 12 month period)	61	2,903	2.10	4.21	5.66
Rate of removable appliances per 100 fixed appliances - completed treatment (rolling 12 month period)	53	2,195	2.41	3.90	4.88
% of courses of treatment with removable appliances only - proposed treatment (rolling 12 month period)	53	1,550	3.4%	2.0%	2.1%
% of courses of treatment with removable appliances only - completed treatment (rolling 12 month period)	47	1,269	3.7%	1.7%	1.5%
% of patients satisfied with the treatment they have received (rolling 12 month period)	37	38	97.4%	93.0%	95.7%

\* Figures in italics indicate that the base number is less than 100.

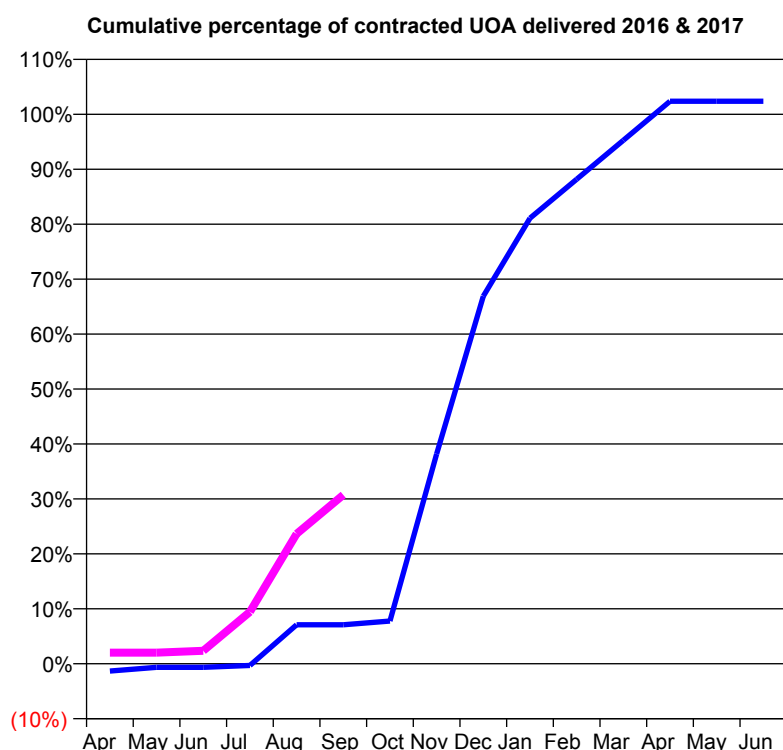
**Q63 - Vital Signs Orthodontic At a Glance Contract Report for 147060/0001 - September 2016**

Name or company name	Purley Whites Dental Care
Contract type name	GDS Contract
Purpose of contract	General and Orthodontic
Contract start date	01/04/2006
Contract end date	

16/17 Contracted general activity (UDA)	10,277
Carry forward general activity (UDA)	-145
16/17 Contracted orthodontic activity (UOA)	296
Carry forward orthodontic activity (UOA)	-6
Baseline contract value	£282,533.78

**ACCESS**

	Contract	England and Wales
24 month ratio of assessments to patient IDs	1.04	1.10

**ACTIVITY**


Month	Adjusted Scheduled Activity (UOA)	
	2016	2017
April	-4	6
May	-2	6
June	-2	7
July	-1	28
August	21	70
September	21	91
October	23	
November	113	
December	198	
January	240	
February	261	
March	282	
April	303	
May	303	
June	303	

**QUALITY**

	Contract Quantity	Contract Base Number	Contract *	Region	England
% of all assessments that were assess and fit appliances (rolling 12 month period)	19	25	76.0%	54.4%	54.1%
% of all assessments that were assess and refuse (rolling 12 month period)	0	25	0.0%	14.9%	12.4%
% of all assessments that were assess and review (rolling 12 month period)	6	25	24.0%	30.7%	33.5%
% of terminated courses where treatment was abandoned or discontinued (rolling 12 month period)	0	10	0.0%	6.4%	7.2%
% of completed treatments indicating that PAR score was taken (year to date)	3	3	100.0%	67.6%	58.9%
Rate of removable appliances per 100 fixed appliances - proposed treatment (rolling 12 month period)	5	20	25.00	4.21	5.66
Rate of removable appliances per 100 fixed appliances - completed treatment (rolling 12 month period)	1	7	14.29	3.90	4.88
% of courses of treatment with removable appliances only - proposed treatment (rolling 12 month period)	4	19	21.1%	2.0%	2.1%
% of courses of treatment with removable appliances only - completed treatment (rolling 12 month period)	1	10	10.0%	1.7%	1.5%
% of patients satisfied with the treatment they have received (rolling 12 month period)	0	0	N/A	93.0%	95.7%

\* Figures in italics indicate that the base number is less than 100.

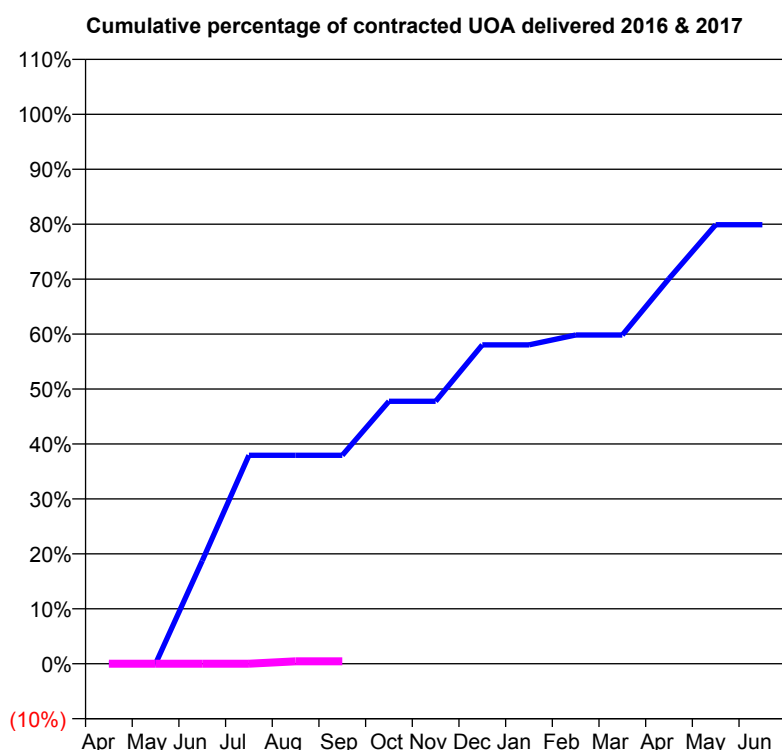
**Q63 - Vital Signs Orthodontic At a Glance Contract Report for 166634/0001 - September 2016**

Name or company name	Lancaster House Dental Practice
Contract type name	Pilot Contract
Purpose of contract	General and Orthodontic
Contract start date	01/04/2006
Contract end date	

16/17 Contracted general activity (UDA)	14,290
Carry forward general activity (UDA)	0
16/17 Contracted orthodontic activity (UOA)	224
Carry forward orthodontic activity (UOA)	0
Baseline contract value	£387,954.78

**ACCESS**

	Contract	England and Wales
24 month ratio of assessments to patient IDs	1.05	1.10

**ACTIVITY**


Month	Adjusted Scheduled Activity (UOA)	
	2016	2017
April	0	0
May	0	0
June	42	0
July	85	0
August	85	1
September	85	1
October	107	
November	107	
December	130	
January	130	
February	134	
March	134	
April	157	
May	179	
June	179	

**QUALITY**

	Contract Quantity	Contract Base Number	Contract *	Region	England
% of all assessments that were assess and fit appliances (rolling 12 month period)	4	17	23.5%	54.4%	54.1%
% of all assessments that were assess and refuse (rolling 12 month period)	8	17	47.1%	14.9%	12.4%
% of all assessments that were assess and review (rolling 12 month period)	5	17	29.4%	30.7%	33.5%
% of terminated courses where treatment was abandoned or discontinued (rolling 12 month period)	1	5	20.0%	6.4%	7.2%
% of completed treatments indicating that PAR score was taken (year to date)	0	2	0.0%	67.6%	58.9%
Rate of removable appliances per 100 fixed appliances - proposed treatment (rolling 12 month period)	1	8	12.50	4.21	5.66
Rate of removable appliances per 100 fixed appliances - completed treatment (rolling 12 month period)	2	7	28.57	3.90	4.88
% of courses of treatment with removable appliances only - proposed treatment (rolling 12 month period)	0	4	0.0%	2.0%	2.1%
% of courses of treatment with removable appliances only - completed treatment (rolling 12 month period)	0	4	0.0%	1.7%	1.5%
% of patients satisfied with the treatment they have received (rolling 12 month period)	0	0	N/A	93.0%	95.7%

\* Figures in italics indicate that the base number is less than 100.

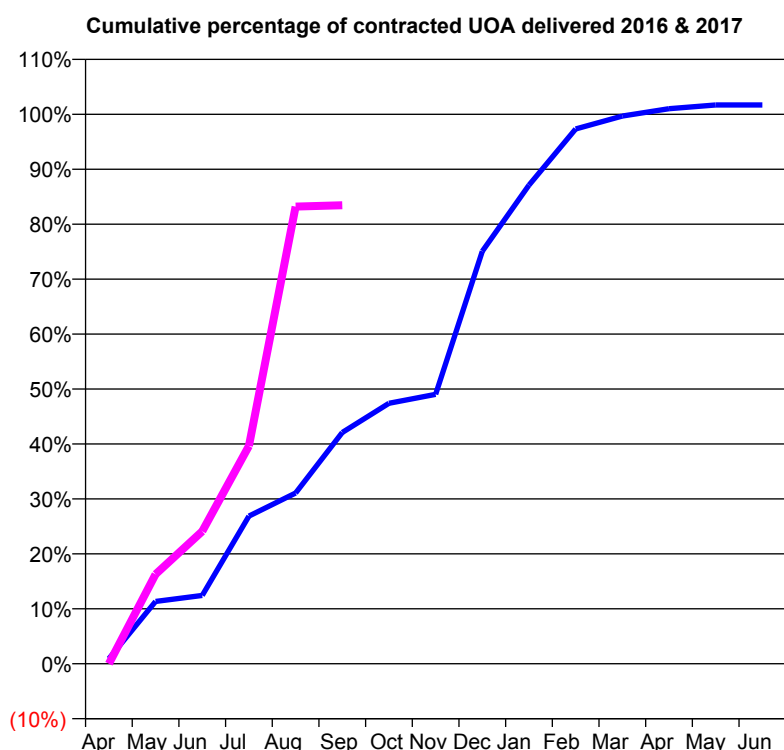
**Q63 - Vital Signs Orthodontic At a Glance Contract Report for 167592/0001 - September 2016**

Name or company name	Quadrant Orthodontics
Contract type name	PDS Contract
Purpose of contract	Orthodontic
Contract start date	02/11/2011
Contract end date	31/03/2019

16/17 Contracted general activity (UDA)	0
Carry forward general activity (UDA)	0
16/17 Contracted orthodontic activity (UOA)	3,000
Carry forward orthodontic activity (UOA)	0
Baseline contract value	£196,897.28

**ACCESS**

	Contract	England and Wales
24 month ratio of assessments to patient IDs	1.01	1.10

**ACTIVITY**


Month	Adjusted Scheduled Activity (UOA)	
	2016	2017
April	28	0
May	340	489
June	373	723
July	806	1,189
August	932	2,496
September	1,263	2,503
October	1,422	
November	1,471	
December	2,252	
January	2,613	
February	2,920	
March	2,990	
April	3,030	
May	3,051	
June	3,051	

**QUALITY**

	Contract Quantity	Contract Base Number	Contract *	Region	England
% of all assessments that were assess and fit appliances (rolling 12 month period)	202	340	59.4%	54.4%	54.1%
% of all assessments that were assess and refuse (rolling 12 month period)	21	340	6.2%	14.9%	12.4%
% of all assessments that were assess and review (rolling 12 month period)	117	340	34.4%	30.7%	33.5%
% of terminated courses where treatment was abandoned or discontinued (rolling 12 month period)	9	143	6.3%	6.4%	7.2%
% of completed treatments indicating that PAR score was taken (year to date)	40	42	95.2%	67.6%	58.9%
Rate of removable appliances per 100 fixed appliances - proposed treatment (rolling 12 month period)	12	377	3.18	4.21	5.66
Rate of removable appliances per 100 fixed appliances - completed treatment (rolling 12 month period)	1	10	10.00	3.90	4.88
% of courses of treatment with removable appliances only - proposed treatment (rolling 12 month period)	4	202	2.0%	2.0%	2.1%
% of courses of treatment with removable appliances only - completed treatment (rolling 12 month period)	0	134	0.0%	1.7%	1.5%
% of patients satisfied with the treatment they have received (rolling 12 month period)	6	8	75.0%	93.0%	95.7%

\* Figures in italics indicate that the base number is less than 100.

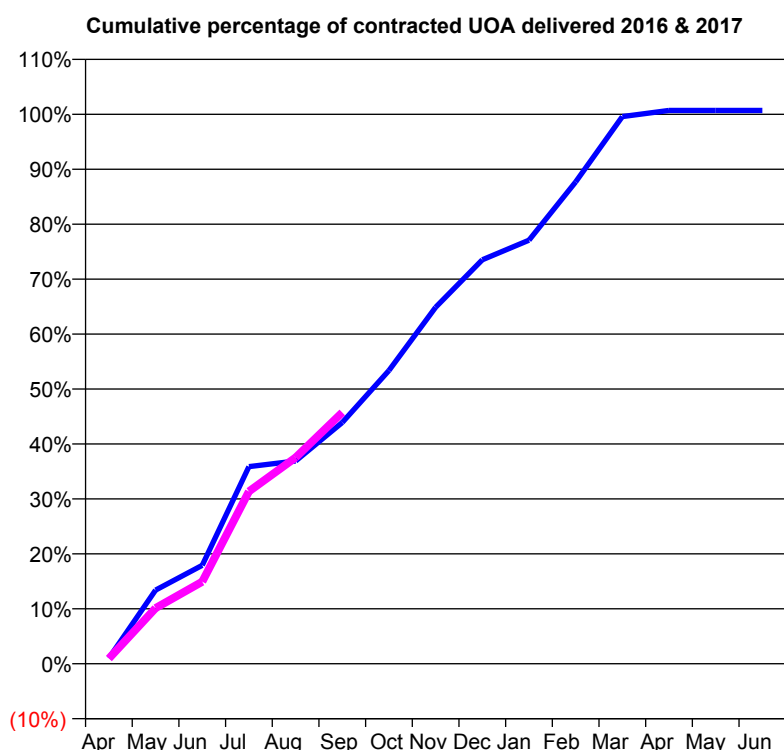
**Q63 - Vital Signs Orthodontic At a Glance Contract Report for 169552/0001 - September 2016**

Name or company name	Battersea Orthodontics
Contract type name	PDS Contract
Purpose of contract	Orthodontic
Contract start date	05/02/2010
Contract end date	31/03/2019

16/17 Contracted general activity (UDA)	0
Carry forward general activity (UDA)	0
16/17 Contracted orthodontic activity (UOA)	10,227
Carry forward orthodontic activity (UOA)	-72
Baseline contract value	£657,246.67

**ACCESS**

	Contract	England and Wales
24 month ratio of assessments to patient IDs	1.02	1.10

**ACTIVITY**


Month	Adjusted Scheduled Activity (UOA)	
	2016	2017
April	106	98
May	1,370	1,037
June	1,833	1,528
July	3,670	3,208
August	3,774	3,838
September	4,492	4,678
October	5,458	
November	6,636	
December	7,519	
January	7,884	
February	8,969	
March	10,184	
April	10,299	
May	10,299	
June	10,299	

**QUALITY**

	Contract Quantity	Contract Base Number	Contract *	Region	England
% of all assessments that were assess and fit appliances (rolling 12 month period)	496	766	64.8%	54.4%	54.1%
% of all assessments that were assess and refuse (rolling 12 month period)	39	766	5.1%	14.9%	12.4%
% of all assessments that were assess and review (rolling 12 month period)	231	766	30.2%	30.7%	33.5%
% of terminated courses where treatment was abandoned or discontinued (rolling 12 month period)	61	454	13.4%	6.4%	7.2%
% of completed treatments indicating that PAR score was taken (year to date)	123	194	63.4%	67.6%	58.9%
Rate of removable appliances per 100 fixed appliances - proposed treatment (rolling 12 month period)	22	957	2.30	4.21	5.66
Rate of removable appliances per 100 fixed appliances - completed treatment (rolling 12 month period)	33	739	4.47	3.90	4.88
% of courses of treatment with removable appliances only - proposed treatment (rolling 12 month period)	16	496	3.2%	2.0%	2.1%
% of courses of treatment with removable appliances only - completed treatment (rolling 12 month period)	22	393	5.6%	1.7%	1.5%
% of patients satisfied with the treatment they have received (rolling 12 month period)	6	6	100.0%	93.0%	95.7%

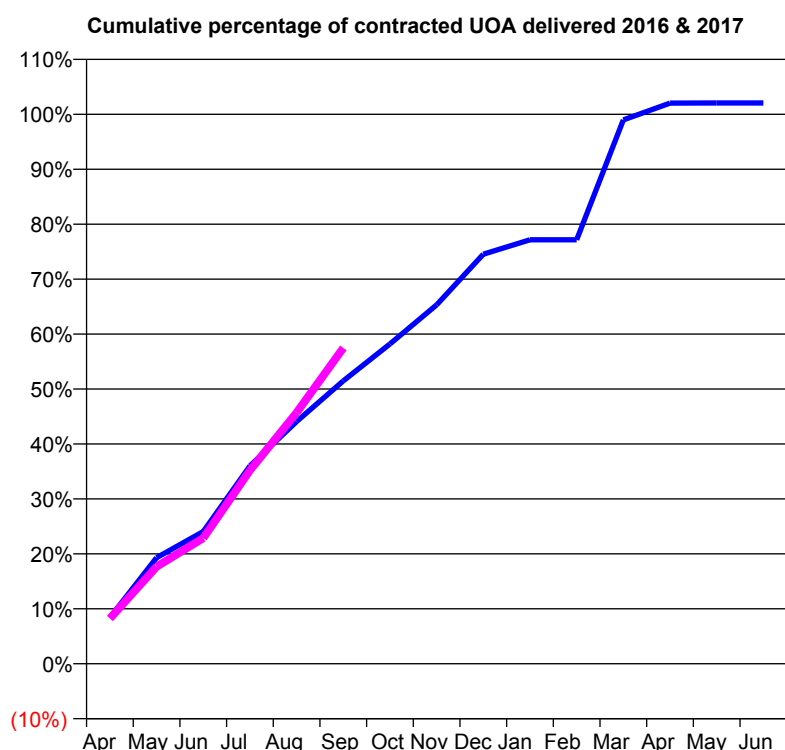
\* Figures in italics indicate that the base number is less than 100.

**Q63 - Vital Signs Orthodontic At a Glance Contract Report for 184543/0001 - September 2016**

Name or company name	Grosvenor Orthodontic Clinic (Beckenham)	16/17 Contracted general activity (UDA)	0
Contract type name	PDS Contract	Carry forward general activity (UDA)	0
Purpose of contract	Orthodontic	16/17 Contracted orthodontic activity (UOA)	14,345
Contract start date	01/02/2013	Carry forward orthodontic activity (UOA)	-287
Contract end date	31/03/2019	Baseline contract value	£905,760.39

**ACCESS**

	Contract	England and Wales
24 month ratio of assessments to patient IDs	1.02	1.10

**ACTIVITY**


Month	Adjusted Scheduled Activity (UOA)	
	2016	2017
April	1,207	1,183
May	2,770	2,535
June	3,452	3,280
July	5,164	5,048
August	6,323	6,558
September	7,384	8,244
October	8,348	
November	9,371	
December	10,691	
January	11,067	
February	11,067	
March	14,197	
April	14,636	
May	14,640	
June	14,640	

**QUALITY**

	Contract Quantity	Contract Base Number	Contract *	Region	England
% of all assessments that were assess and fit appliances (rolling 12 month period)	727	1,238	58.7%	54.4%	54.1%
% of all assessments that were assess and refuse (rolling 12 month period)	33	1,238	2.7%	14.9%	12.4%
% of all assessments that were assess and review (rolling 12 month period)	478	1,238	38.6%	30.7%	33.5%
% of terminated courses where treatment was abandoned or discontinued (rolling 12 month period)	31	599	5.2%	6.4%	7.2%
% of completed treatments indicating that PAR score was taken (year to date)	246	285	86.3%	67.6%	58.9%
Rate of removable appliances per 100 fixed appliances - proposed treatment (rolling 12 month period)	127	1,358	9.35	4.21	5.66
Rate of removable appliances per 100 fixed appliances - completed treatment (rolling 12 month period)	54	1,029	5.25	3.90	4.88
% of courses of treatment with removable appliances only - proposed treatment (rolling 12 month period)	33	727	4.5%	2.0%	2.1%
% of courses of treatment with removable appliances only - completed treatment (rolling 12 month period)	35	568	6.2%	1.7%	1.5%
% of patients satisfied with the treatment they have received (rolling 12 month period)	20	22	90.9%	93.0%	95.7%

\* Figures in italics indicate that the base number is less than 100.

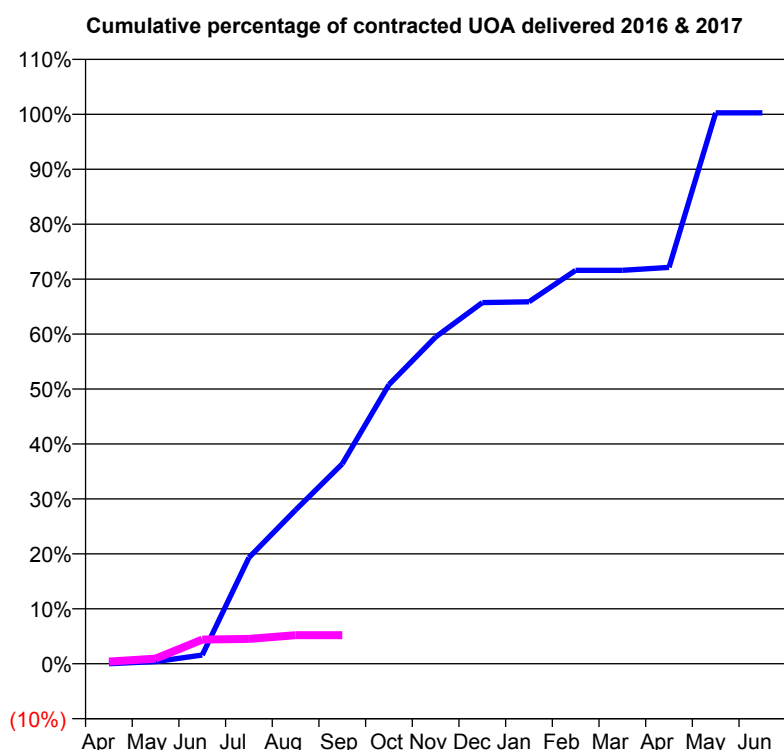
**Q63 - Vital Signs Orthodontic At a Glance Contract Report for 273740/0003 - September 2016**

Name or company name	MR J PATEL
Contract type name	GDS Contract
Purpose of contract	General and Orthodontic
Contract start date	01/10/2013
Contract end date	

16/17 Contracted general activity (UDA)	4,500
Carry forward general activity (UDA)	57
16/17 Contracted orthodontic activity (UOA)	750
Carry forward orthodontic activity (UOA)	-2
Baseline contract value	£150,398.90

**ACCESS**

	Contract	England and Wales
24 month ratio of assessments to patient IDs	1.23	1.10

**ACTIVITY**


Month	Adjusted Scheduled Activity (UOA)	
	2016	2017
April	0	3
May	3	7
June	12	33
July	145	34
August	210	39
September	273	39
October	381	
November	446	
December	493	
January	494	
February	537	
March	537	
April	541	
May	752	
June	752	

**QUALITY**

	Contract Quantity	Contract Base Number	Contract *	Region	England
% of all assessments that were assess and fit appliances (rolling 12 month period)	24	59	40.7%	54.4%	54.1%
% of all assessments that were assess and refuse (rolling 12 month period)	11	59	18.6%	14.9%	12.4%
% of all assessments that were assess and review (rolling 12 month period)	24	59	40.7%	30.7%	33.5%
% of terminated courses where treatment was abandoned or discontinued (rolling 12 month period)	1	2	50.0%	6.4%	7.2%
% of completed treatments indicating that PAR score was taken (year to date)	0	0	N/A	67.6%	58.9%
Rate of removable appliances per 100 fixed appliances - proposed treatment (rolling 12 month period)	1	48	2.08	4.21	5.66
Rate of removable appliances per 100 fixed appliances - completed treatment (rolling 12 month period)	0	1	0.00	3.90	4.88
% of courses of treatment with removable appliances only - proposed treatment (rolling 12 month period)	0	24	0.0%	2.0%	2.1%
% of courses of treatment with removable appliances only - completed treatment (rolling 12 month period)	0	1	0.0%	1.7%	1.5%
% of patients satisfied with the treatment they have received (rolling 12 month period)	1	1	100.0%	93.0%	95.7%

\* Figures in italics indicate that the base number is less than 100.



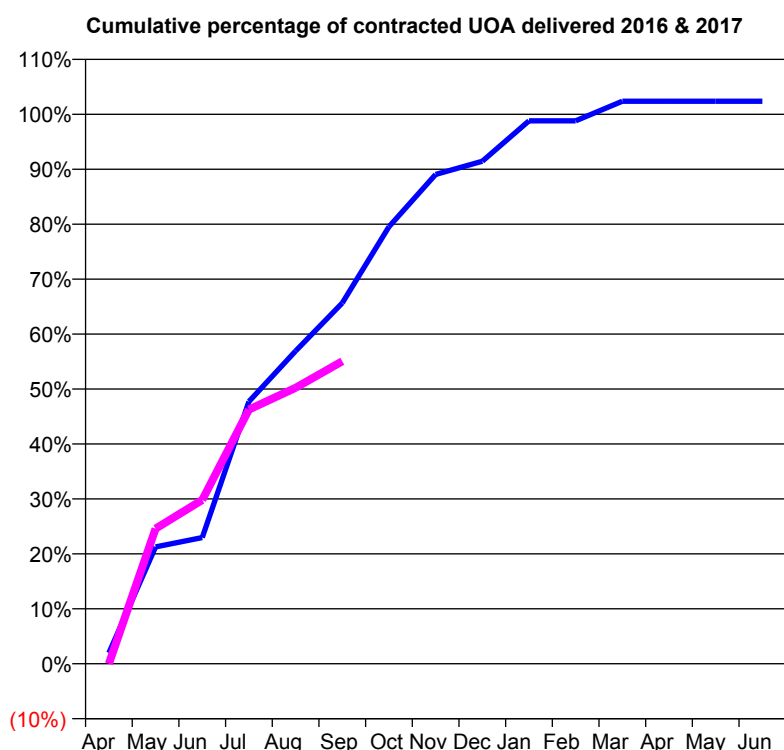
**Q63 - Vital Signs Orthodontic At a Glance Contract Report for 336491/0002 - September 2016**

Name or company name	MISS JA SILVESTER
Contract type name	PDS Contract
Purpose of contract	Orthodontic
Contract start date	01/04/2011
Contract end date	31/03/2019

16/17 Contracted general activity (UDA)	0
Carry forward general activity (UDA)	0
16/17 Contracted orthodontic activity (UOA)	1,764
Carry forward orthodontic activity (UOA)	0
Baseline contract value	£114,849.58

**ACCESS**

	Contract	England and Wales
24 month ratio of assessments to patient IDs	1.02	1.10

**ACTIVITY**


Month	Adjusted Scheduled Activity (UOA)	
	2016	2017
April	35	0
May	375	434
June	405	526
July	842	816
August	1,004	886
September	1,158	971
October	1,403	
November	1,571	
December	1,613	
January	1,743	
February	1,743	
March	1,806	
April	1,806	
May	1,806	
June	1,806	

**QUALITY**

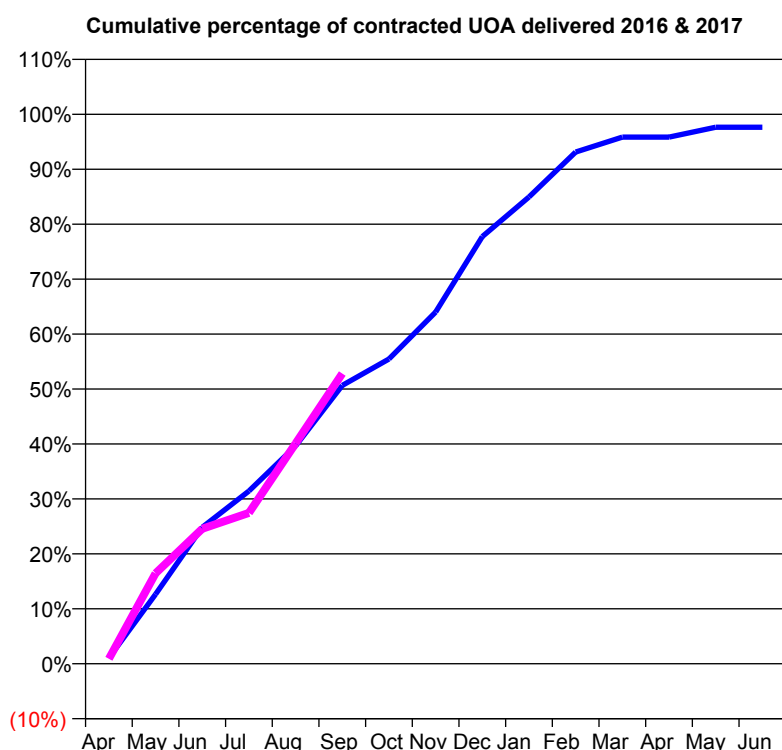
	Contract Quantity	Contract Base Number	Contract *	Region	England
% of all assessments that were assess and fit appliances (rolling 12 month period)	76	133	57.1%	54.4%	54.1%
% of all assessments that were assess and refuse (rolling 12 month period)	16	133	12.0%	14.9%	12.4%
% of all assessments that were assess and review (rolling 12 month period)	41	133	30.8%	30.7%	33.5%
% of terminated courses where treatment was abandoned or discontinued (rolling 12 month period)	3	57	5.3%	6.4%	7.2%
% of completed treatments indicating that PAR score was taken (year to date)	22	26	84.6%	67.6%	58.9%
Rate of removable appliances per 100 fixed appliances - proposed treatment (rolling 12 month period)	6	146	4.11	4.21	5.66
Rate of removable appliances per 100 fixed appliances - completed treatment (rolling 12 month period)	2	108	1.85	3.90	4.88
% of courses of treatment with removable appliances only - proposed treatment (rolling 12 month period)	2	76	2.6%	2.0%	2.1%
% of courses of treatment with removable appliances only - completed treatment (rolling 12 month period)	0	54	0.0%	1.7%	1.5%
% of patients satisfied with the treatment they have received (rolling 12 month period)	1	1	100.0%	93.0%	95.7%

\* Figures in italics indicate that the base number is less than 100.

**Q63 - Vital Signs Orthodontic At a Glance Contract Report for 339199/0002 - September 2016**

Name or company name	MR K BANAI	16/17 Contracted general activity (UDA)	0
Contract type name	PDS Contract	Carry forward general activity (UDA)	0
Purpose of contract	Orthodontic	16/17 Contracted orthodontic activity (UOA)	2,331
Contract start date	01/04/2006	Carry forward orthodontic activity (UOA)	0
Contract end date	31/03/2019	Baseline contract value	£150,835.31

ACCESS	Contract	England and Wales
24 month ratio of assessments to patient IDs	1.05	1.10

**ACTIVITY**


Month	Adjusted Scheduled Activity (UOA)	
	2016	2017
April	25	21
May	295	384
June	579	573
July	733	640
August	924	935
September	1,181	1,231
October	1,293	
November	1,492	
December	1,812	
January	1,980	
February	2,171	
March	2,234	
April	2,234	
May	2,276	
June	2,276	

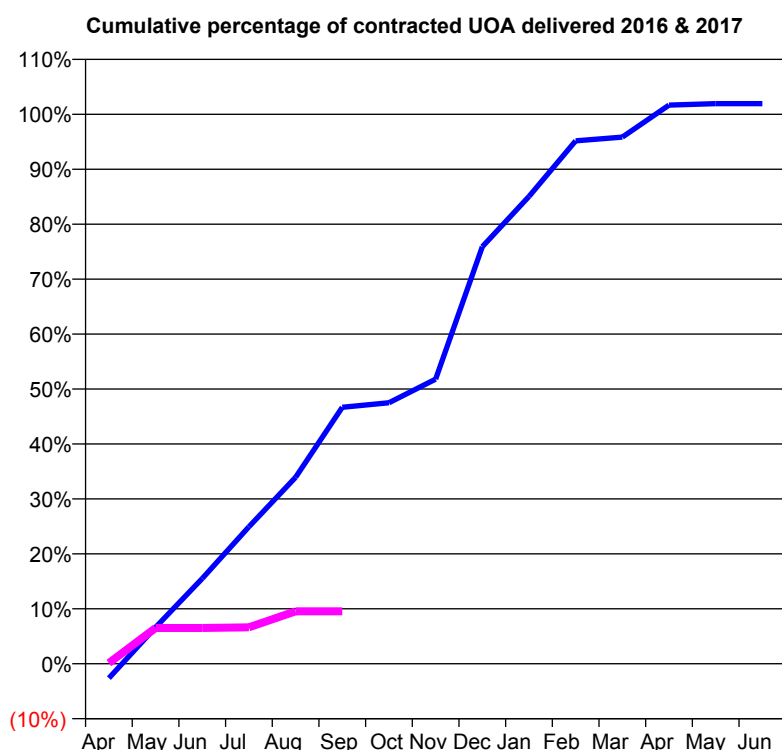
QUALITY	Contract Quantity	Contract Base Number	Contract *	Region	England
% of all assessments that were assess and fit appliances (rolling 12 month period)	113	134	84.3%	54.4%	54.1%
% of all assessments that were assess and refuse (rolling 12 month period)	4	134	3.0%	14.9%	12.4%
% of all assessments that were assess and review (rolling 12 month period)	17	134	12.7%	30.7%	33.5%
% of terminated courses where treatment was abandoned or discontinued (rolling 12 month period)	5	71	7.0%	6.4%	7.2%
% of completed treatments indicating that PAR score was taken (year to date)	31	34	91.2%	67.6%	58.9%
Rate of removable appliances per 100 fixed appliances - proposed treatment (rolling 12 month period)	6	218	2.75	4.21	5.66
Rate of removable appliances per 100 fixed appliances - completed treatment (rolling 12 month period)	5	124	4.03	3.90	4.88
% of courses of treatment with removable appliances only - proposed treatment (rolling 12 month period)	4	113	3.5%	2.0%	2.1%
% of courses of treatment with removable appliances only - completed treatment (rolling 12 month period)	3	66	4.5%	1.7%	1.5%
% of patients satisfied with the treatment they have received (rolling 12 month period)	1	1	100.0%	93.0%	95.7%

\* Figures in italics indicate that the base number is less than 100.

**Q63 - Vital Signs Orthodontic At a Glance Contract Report for 571342/0001 - September 2016**

Name or company name	MISS JD EDEN	16/17 Contracted general activity (UDA)	0
Contract type name	PDS Contract	Carry forward general activity (UDA)	0
Purpose of contract	Orthodontic	16/17 Contracted orthodontic activity (UOA)	722
Contract start date	01/04/2006	Carry forward orthodontic activity (UOA)	0
Contract end date	31/03/2019	Baseline contract value	£47,101.37

ACCESS	Contract	England and Wales
24 month ratio of assessments to patient IDs	1.15	1.10

**ACTIVITY**


Month	Adjusted Scheduled Activity (UOA)	
	2016	2017
April	-19	1
May	48	47
June	112	47
July	180	48
August	245	69
September	337	69
October	343	
November	374	
December	548	
January	614	
February	687	
March	692	
April	734	
May	736	
June	736	

QUALITY	Contract Quantity	Contract Base Number	Contract *	Region	England
% of all assessments that were assess and fit appliances (rolling 12 month period)	23	62	37.1%	54.4%	54.1%
% of all assessments that were assess and refuse (rolling 12 month period)	7	62	11.3%	14.9%	12.4%
% of all assessments that were assess and review (rolling 12 month period)	32	62	51.6%	30.7%	33.5%
% of terminated courses where treatment was abandoned or discontinued (rolling 12 month period)	2	40	5.0%	6.4%	7.2%
% of completed treatments indicating that PAR score was taken (year to date)	0	18	0.0%	67.6%	58.9%
Rate of removable appliances per 100 fixed appliances - proposed treatment (rolling 12 month period)	5	44	11.36	4.21	5.66
Rate of removable appliances per 100 fixed appliances - completed treatment (rolling 12 month period)	1	73	1.37	3.90	4.88
% of courses of treatment with removable appliances only - proposed treatment (rolling 12 month period)	1	23	4.3%	2.0%	2.1%
% of courses of treatment with removable appliances only - completed treatment (rolling 12 month period)	0	38	0.0%	1.7%	1.5%
% of patients satisfied with the treatment they have received (rolling 12 month period)	2	2	100.0%	93.0%	95.7%

\* Figures in italics indicate that the base number is less than 100.

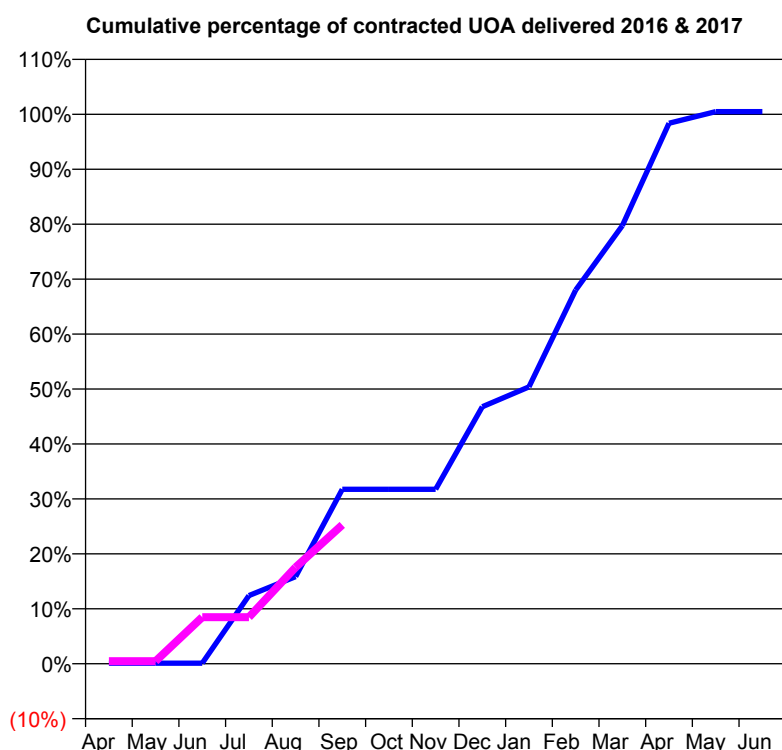
**Q63 - Vital Signs Orthodontic At a Glance Contract Report for 623369/0002 - September 2016**

Name or company name	MR RP BATEMAN
Contract type name	PDS Contract
Purpose of contract	General and Orthodontic
Contract start date	01/04/2006
Contract end date	31/03/2019

16/17 Contracted general activity (UDA)	1,777
Carry forward general activity (UDA)	-4
16/17 Contracted orthodontic activity (UOA)	3,951
Carry forward orthodontic activity (UOA)	-19
Baseline contract value	£340,261.66

**ACCESS**

	Contract	England and Wales
24 month ratio of assessments to patient IDs	1.09	1.10

**ACTIVITY**


Month	Adjusted Scheduled Activity (UOA)	
	2016	2017
April	4	19
May	4	19
June	4	335
July	490	335
August	627	694
September	1,255	999
October	1,255	
November	1,255	
December	1,848	
January	1,991	
February	2,687	
March	3,150	
April	3,886	
May	3,970	
June	3,970	

**QUALITY**

	Contract Quantity	Contract Base Number	Contract *	Region	England
% of all assessments that were assess and fit appliances (rolling 12 month period)	164	431	38.1%	54.4%	54.1%
% of all assessments that were assess and refuse (rolling 12 month period)	66	431	15.3%	14.9%	12.4%
% of all assessments that were assess and review (rolling 12 month period)	201	431	46.6%	30.7%	33.5%
% of terminated courses where treatment was abandoned or discontinued (rolling 12 month period)	7	127	5.5%	6.4%	7.2%
% of completed treatments indicating that PAR score was taken (year to date)	37	37	100.0%	67.6%	58.9%
Rate of removable appliances per 100 fixed appliances - proposed treatment (rolling 12 month period)	9	316	2.85	4.21	5.66
Rate of removable appliances per 100 fixed appliances - completed treatment (rolling 12 month period)	3	220	1.36	3.90	4.88
% of courses of treatment with removable appliances only - proposed treatment (rolling 12 month period)	0	164	0.0%	2.0%	2.1%
% of courses of treatment with removable appliances only - completed treatment (rolling 12 month period)	0	120	0.0%	1.7%	1.5%
% of patients satisfied with the treatment they have received (rolling 12 month period)	2	2	100.0%	93.0%	95.7%

\* Figures in italics indicate that the base number is less than 100.

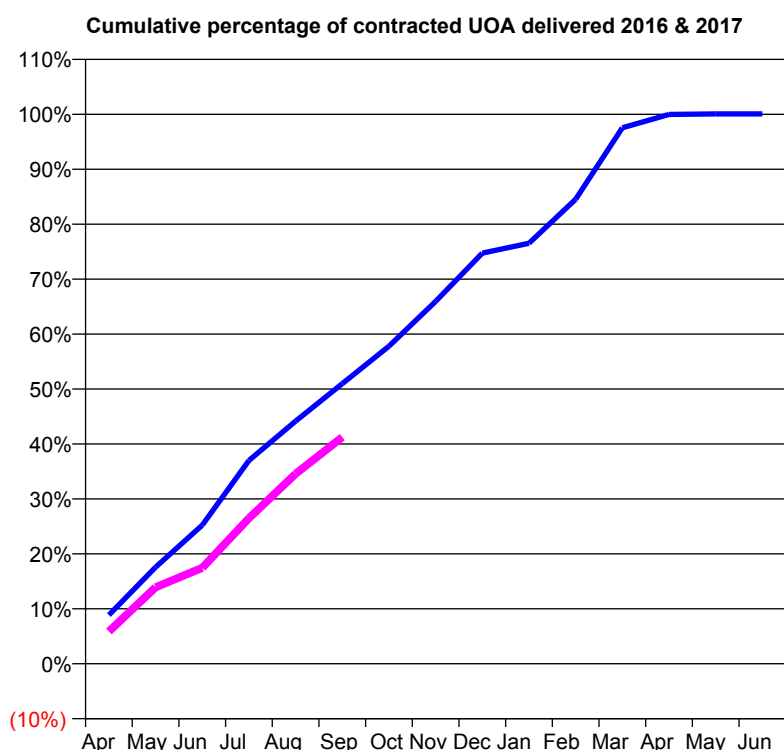
**Q63 - Vital Signs Orthodontic At a Glance Contract Report for 748838/0001 - September 2016**

Name or company name	MR PS WILLIAMS
Contract type name	PDS Contract
Purpose of contract	Orthodontic
Contract start date	01/04/2006
Contract end date	31/03/2019

16/17 Contracted general activity (UDA)	0
Carry forward general activity (UDA)	0
16/17 Contracted orthodontic activity (UOA)	20,481
Carry forward orthodontic activity (UOA)	-13
Baseline contract value	£1,398,626.06

**ACCESS**

	Contract	England and Wales
24 month ratio of assessments to patient IDs	1.04	1.10

**ACTIVITY**


Month	Adjusted Scheduled Activity (UOA)	
	2016	2017
April	1,818	1,204
May	3,601	2,849
June	5,164	3,578
July	7,575	5,427
August	9,044	7,078
September	10,441	8,445
October	11,836	
November	13,507	
December	15,305	
January	15,672	
February	17,315	
March	19,976	
April	20,472	
May	20,494	
June	20,494	

**QUALITY**

	Contract Quantity	Contract Base Number	Contract *	Region	England
% of all assessments that were assess and fit appliances (rolling 12 month period)	842	1,838	45.8%	54.4%	54.1%
% of all assessments that were assess and refuse (rolling 12 month period)	421	1,838	22.9%	14.9%	12.4%
% of all assessments that were assess and review (rolling 12 month period)	575	1,838	31.3%	30.7%	33.5%
% of terminated courses where treatment was abandoned or discontinued (rolling 12 month period)	35	771	4.5%	6.4%	7.2%
% of completed treatments indicating that PAR score was taken (year to date)	247	393	62.8%	67.6%	58.9%
Rate of removable appliances per 100 fixed appliances - proposed treatment (rolling 12 month period)	27	1,629	1.66	4.21	5.66
Rate of removable appliances per 100 fixed appliances - completed treatment (rolling 12 month period)	13	680	1.91	3.90	4.88
% of courses of treatment with removable appliances only - proposed treatment (rolling 12 month period)	13	842	1.5%	2.0%	2.1%
% of courses of treatment with removable appliances only - completed treatment (rolling 12 month period)	3	736	0.4%	1.7%	1.5%
% of patients satisfied with the treatment they have received (rolling 12 month period)	16	17	94.1%	93.0%	95.7%

\* Figures in italics indicate that the base number is less than 100.

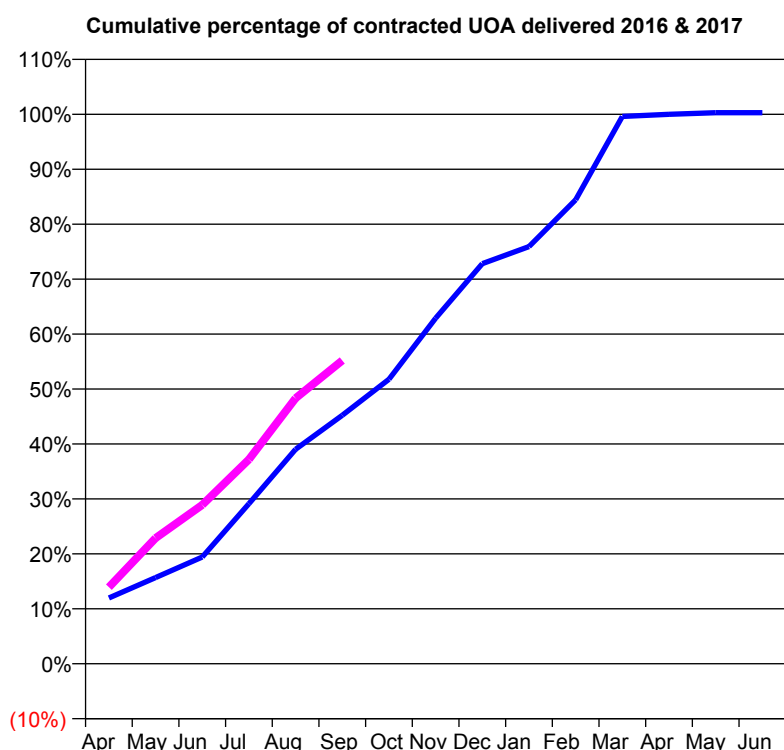
**Q63 - Vital Signs Orthodontic At a Glance Contract Report for 748838/0002 - September 2016**

Name or company name	MR PS WILLIAMS
Contract type name	PDS Contract
Purpose of contract	Orthodontic
Contract start date	18/12/2008
Contract end date	31/03/2019

16/17 Contracted general activity (UDA)	0
Carry forward general activity (UDA)	0
16/17 Contracted orthodontic activity (UOA)	15,498
Carry forward orthodontic activity (UOA)	-43
Baseline contract value	£1,028,752.97

**ACCESS**

	Contract	England and Wales
24 month ratio of assessments to patient IDs	1.06	1.10

**ACTIVITY**


Month	Adjusted Scheduled Activity (UOA)	
	2016	2017
April	1,856	2,160
May	2,430	3,543
June	3,012	4,481
July	4,514	5,764
August	6,048	7,491
September	7,007	8,553
October	8,024	
November	9,748	
December	11,284	
January	11,766	
February	13,086	
March	15,436	
April	15,497	
May	15,540	
June	15,541	

**QUALITY**

	Contract Quantity	Contract Base Number	Contract *	Region	England
% of all assessments that were assess and fit appliances (rolling 12 month period)	781	1,515	51.6%	54.4%	54.1%
% of all assessments that were assess and refuse (rolling 12 month period)	243	1,515	16.0%	14.9%	12.4%
% of all assessments that were assess and review (rolling 12 month period)	491	1,515	32.4%	30.7%	33.5%
% of terminated courses where treatment was abandoned or discontinued (rolling 12 month period)	50	591	8.5%	6.4%	7.2%
% of completed treatments indicating that PAR score was taken (year to date)	49	257	19.1%	67.6%	58.9%
Rate of removable appliances per 100 fixed appliances - proposed treatment (rolling 12 month period)	13	1,534	0.85	4.21	5.66
Rate of removable appliances per 100 fixed appliances - completed treatment (rolling 12 month period)	1	213	0.47	3.90	4.88
% of courses of treatment with removable appliances only - proposed treatment (rolling 12 month period)	6	781	0.8%	2.0%	2.1%
% of courses of treatment with removable appliances only - completed treatment (rolling 12 month period)	1	541	0.2%	1.7%	1.5%
% of patients satisfied with the treatment they have received (rolling 12 month period)	9	10	90.0%	93.0%	95.7%

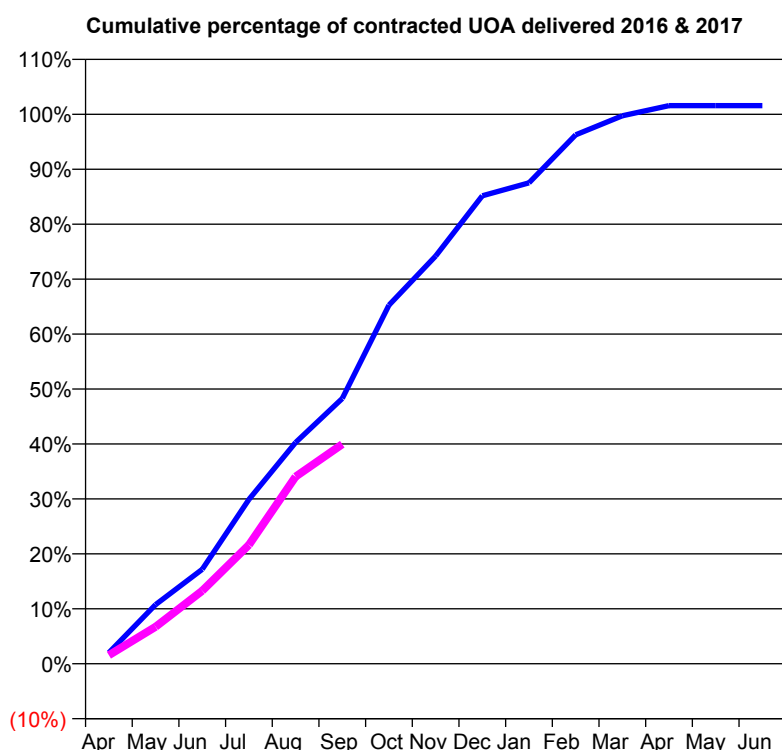
\* Figures in italics indicate that the base number is less than 100.

**Q63 - Vital Signs Orthodontic At a Glance Contract Report for 751618/0001 - September 2016**

Name or company name	MISS K BORHAN	16/17 Contracted general activity (UDA)	0
Contract type name	PDS Contract	Carry forward general activity (UDA)	0
Purpose of contract	Orthodontic	16/17 Contracted orthodontic activity (UOA)	4,604
Contract start date	01/04/2006	Carry forward orthodontic activity (UOA)	-72
Contract end date	31/03/2019	Baseline contract value	£292,980.56

**ACCESS**

	Contract	England and Wales
24 month ratio of assessments to patient IDs	1.07	1.10

**ACTIVITY**


Month	Adjusted Scheduled Activity (UOA)	
	2016	2017
April	93	72
May	495	310
June	792	612
July	1,377	996
August	1,854	1,568
September	2,223	1,839
October	3,005	
November	3,416	
December	3,921	
January	4,029	
February	4,432	
March	4,591	
April	4,676	
May	4,676	
June	4,676	

**QUALITY**

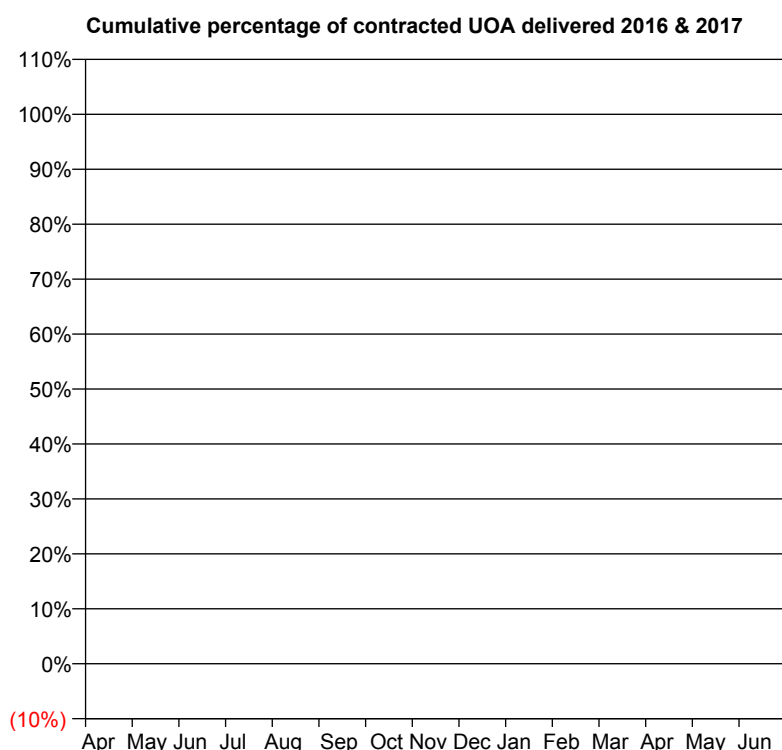
	Contract Quantity	Contract Base Number	Contract *	Region	England
% of all assessments that were assess and fit appliances (rolling 12 month period)	190	523	36.3%	54.4%	54.1%
% of all assessments that were assess and refuse (rolling 12 month period)	19	523	3.6%	14.9%	12.4%
% of all assessments that were assess and review (rolling 12 month period)	314	523	60.0%	30.7%	33.5%
% of terminated courses where treatment was abandoned or discontinued (rolling 12 month period)	5	159	3.1%	6.4%	7.2%
% of completed treatments indicating that PAR score was taken (year to date)	46	51	90.2%	67.6%	58.9%
Rate of removable appliances per 100 fixed appliances - proposed treatment (rolling 12 month period)	8	366	2.19	4.21	5.66
Rate of removable appliances per 100 fixed appliances - completed treatment (rolling 12 month period)	8	196	4.08	3.90	4.88
% of courses of treatment with removable appliances only - proposed treatment (rolling 12 month period)	6	190	3.2%	2.0%	2.1%
% of courses of treatment with removable appliances only - completed treatment (rolling 12 month period)	6	154	3.9%	1.7%	1.5%
% of patients satisfied with the treatment they have received (rolling 12 month period)	5	7	71.4%	93.0%	95.7%

\* Figures in italics indicate that the base number is less than 100.

**Q63 - Vital Signs Orthodontic At a Glance Contract Report for 752304/0002 - September 2016**

Name or company name	MR MS DARR	16/17 Contracted general activity (UDA)	21,659
Contract type name	GDS Contract	Carry forward general activity (UDA)	0
Purpose of contract	General	16/17 Contracted orthodontic activity (UOA)	0
Contract start date	01/01/2007	Carry forward orthodontic activity (UOA)	0
Contract end date		Baseline contract value	£557,725.13

ACCESS	Contract	England and Wales
24 month ratio of assessments to patient IDs	1.00	1.10

**ACTIVITY**


Month	Adjusted Scheduled Activity (UOA)	
	2016	2017
April	0	0
May	21	0
June	21	0
July	21	0
August	45	2
September	21	23
October	22	
November	22	
December	21	
January	21	
February	21	
March	42	
April	42	
May	42	
June	42	

**QUALITY**

	Contract Quantity	Contract Base Number	Contract *	Region	England
% of all assessments that were assess and fit appliances (rolling 12 month period)	2	5	40.0%	54.4%	54.1%
% of all assessments that were assess and refuse (rolling 12 month period)	1	5	20.0%	14.9%	12.4%
% of all assessments that were assess and review (rolling 12 month period)	2	5	40.0%	30.7%	33.5%
% of terminated courses where treatment was abandoned or discontinued (rolling 12 month period)	2	7	28.6%	6.4%	7.2%
% of completed treatments indicating that PAR score was taken (year to date)	0	2	0.0%	67.6%	58.9%
Rate of removable appliances per 100 fixed appliances - proposed treatment (rolling 12 month period)	0	4	0.00	4.21	5.66
Rate of removable appliances per 100 fixed appliances - completed treatment (rolling 12 month period)	0	9	0.00	3.90	4.88
% of courses of treatment with removable appliances only - proposed treatment (rolling 12 month period)	0	2	0.0%	2.0%	2.1%
% of courses of treatment with removable appliances only - completed treatment (rolling 12 month period)	0	5	0.0%	1.7%	1.5%
% of patients satisfied with the treatment they have received (rolling 12 month period)	1	1	100.0%	93.0%	95.7%

\* Figures in italics indicate that the base number is less than 100.

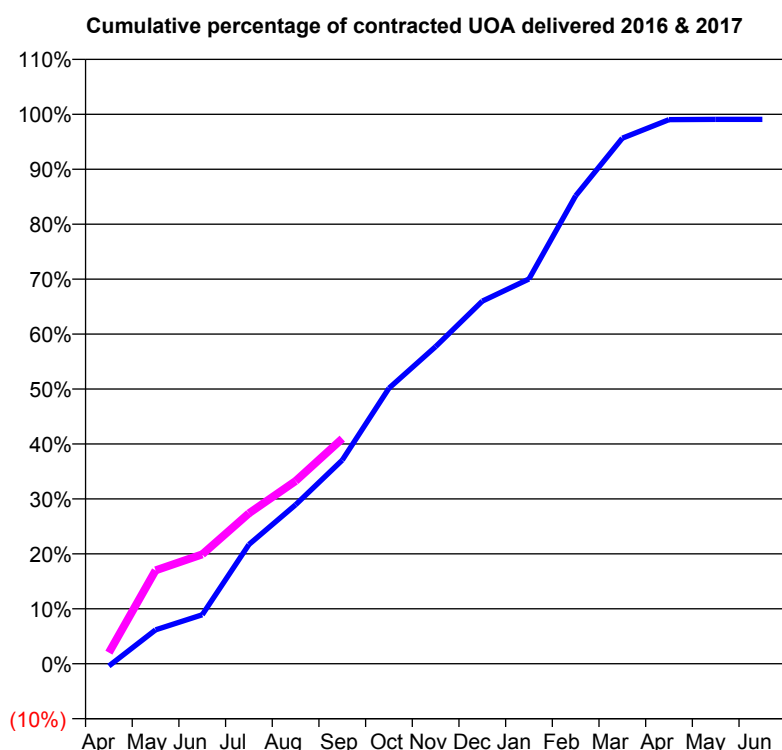


**Q63 - Vital Signs Orthodontic At a Glance Contract Report for 752304/0003 - September 2016**

Name or company name	MR MS DARR	16/17 Contracted general activity (UDA)	0
Contract type name	PDS Contract	Carry forward general activity (UDA)	0
Purpose of contract	Orthodontic	16/17 Contracted orthodontic activity (UOA)	6,500
Contract start date	01/04/2010	Carry forward orthodontic activity (UOA)	0
Contract end date	31/03/2019	Baseline contract value	£446,614.45

**ACCESS**

	Contract	England and Wales
24 month ratio of assessments to patient IDs	1.15	1.10

**ACTIVITY**


Month	Adjusted Scheduled Activity (UOA)	
	2016	2017
April	-28	131
May	401	1,105
June	580	1,294
July	1,411	1,780
August	1,881	2,161
September	2,410	2,664
October	3,260	
November	3,751	
December	4,289	
January	4,552	
February	5,536	
March	6,217	
April	6,437	
May	6,439	
June	6,439	

**QUALITY**

	Contract Quantity	Contract Base Number	Contract *	Region	England
% of all assessments that were assess and fit appliances (rolling 12 month period)	331	640	51.7%	54.4%	54.1%
% of all assessments that were assess and refuse (rolling 12 month period)	93	640	14.5%	14.9%	12.4%
% of all assessments that were assess and review (rolling 12 month period)	216	640	33.8%	30.7%	33.5%
% of terminated courses where treatment was abandoned or discontinued (rolling 12 month period)	71	185	38.4%	6.4%	7.2%
% of completed treatments indicating that PAR score was taken (year to date)	5	54	9.3%	67.6%	58.9%
Rate of removable appliances per 100 fixed appliances - proposed treatment (rolling 12 month period)	35	631	5.55	4.21	5.66
Rate of removable appliances per 100 fixed appliances - completed treatment (rolling 12 month period)	9	193	4.66	3.90	4.88
% of courses of treatment with removable appliances only - proposed treatment (rolling 12 month period)	8	331	2.4%	2.0%	2.1%
% of courses of treatment with removable appliances only - completed treatment (rolling 12 month period)	3	114	2.6%	1.7%	1.5%
% of patients satisfied with the treatment they have received (rolling 12 month period)	5	7	71.4%	93.0%	95.7%

\* Figures in italics indicate that the base number is less than 100.

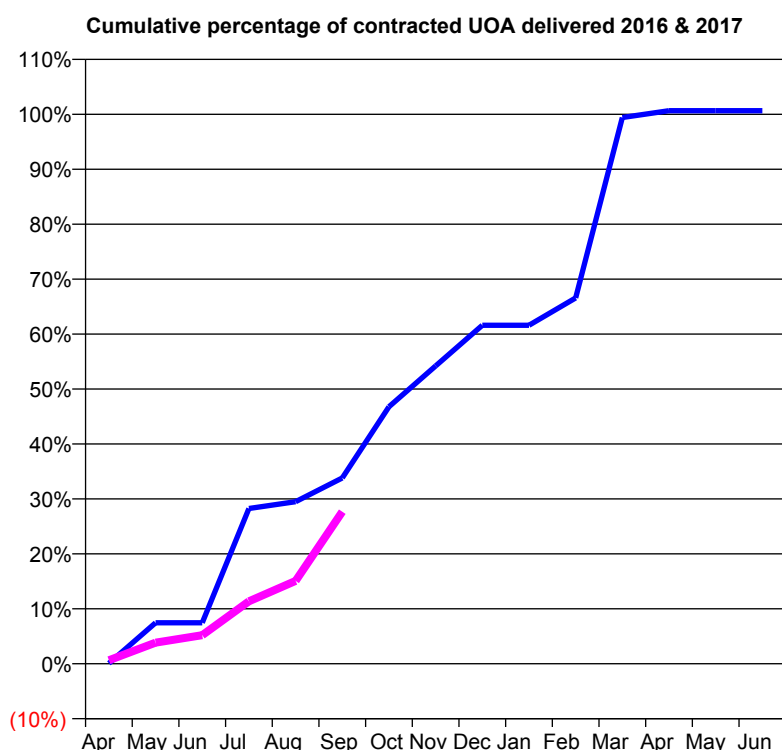
**Q63 - Vital Signs Orthodontic At a Glance Contract Report for 755192/0001 - September 2016**

Name or company name	MR JP WARD
Contract type name	PDS Contract
Purpose of contract	Orthodontic
Contract start date	01/04/2006
Contract end date	31/03/2018

16/17 Contracted general activity (UDA)	0
Carry forward general activity (UDA)	0
16/17 Contracted orthodontic activity (UOA)	3,401
Carry forward orthodontic activity (UOA)	-22
Baseline contract value	£222,508.67

**ACCESS**

	Contract	England and Wales
24 month ratio of assessments to patient IDs	1.10	1.10

**ACTIVITY**


Month	Adjusted Scheduled Activity (UOA)	
	2016	2017
April	3	22
May	254	131
June	254	177
July	961	387
August	1,003	513
September	1,150	941
October	1,591	
November	1,843	
December	2,095	
January	2,095	
February	2,264	
March	3,381	
April	3,423	
May	3,423	
June	3,423	

**QUALITY**

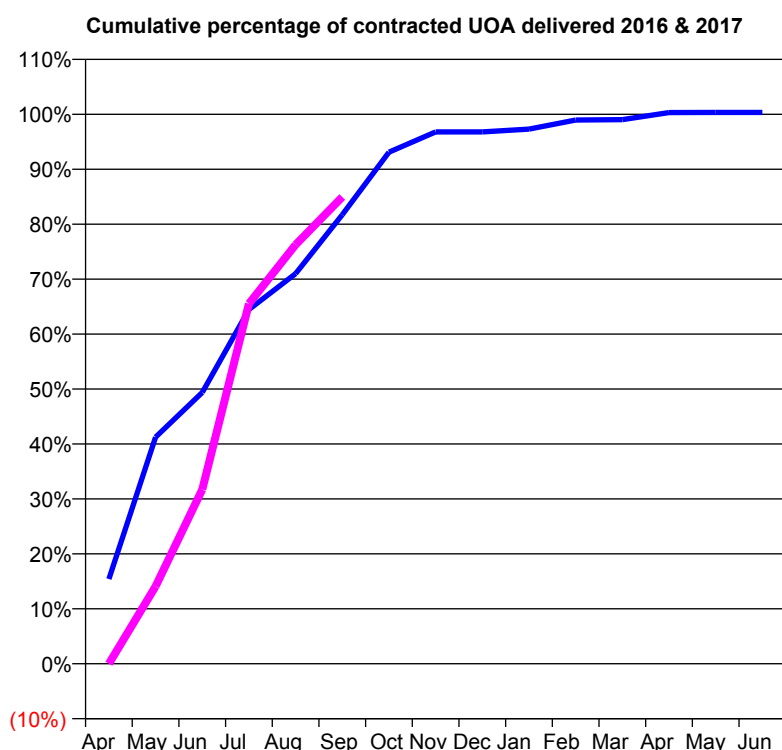
	Contract Quantity	Contract Base Number	Contract *	Region	England
% of all assessments that were assess and fit appliances (rolling 12 month period)	156	157	99.4%	54.4%	54.1%
% of all assessments that were assess and refuse (rolling 12 month period)	0	157	0.0%	14.9%	12.4%
% of all assessments that were assess and review (rolling 12 month period)	1	157	0.6%	30.7%	33.5%
% of terminated courses where treatment was abandoned or discontinued (rolling 12 month period)	3	143	2.1%	6.4%	7.2%
% of completed treatments indicating that PAR score was taken (year to date)	76	83	91.6%	67.6%	58.9%
Rate of removable appliances per 100 fixed appliances - proposed treatment (rolling 12 month period)	0	8	<i>0.00</i>	4.21	5.66
Rate of removable appliances per 100 fixed appliances - completed treatment (rolling 12 month period)	5	18	<i>27.78</i>	3.90	4.88
% of courses of treatment with removable appliances only - proposed treatment (rolling 12 month period)	0	156	0.0%	2.0%	2.1%
% of courses of treatment with removable appliances only - completed treatment (rolling 12 month period)	3	140	2.1%	1.7%	1.5%
% of patients satisfied with the treatment they have received (rolling 12 month period)	4	4	100.0%	93.0%	95.7%

\* Figures in italics indicate that the base number is less than 100.

**Q63 - Vital Signs Orthodontic At a Glance Contract Report for 760757/0001 - September 2016**

Name or company name	MR PA HILL	16/17 Contracted general activity (UDA)	0
Contract type name	PDS Contract	Carry forward general activity (UDA)	0
Purpose of contract	Orthodontic	16/17 Contracted orthodontic activity (UOA)	7,212
Contract start date	01/04/2006	Carry forward orthodontic activity (UOA)	0
Contract end date	31/03/2019	Baseline contract value	£476,501.42

ACCESS	Contract	England and Wales
24 month ratio of assessments to patient IDs	1.02	1.10

**ACTIVITY**


Month	Adjusted Scheduled Activity (UOA)	
	2016	2017
April	1,112	0
May	2,974	1,016
June	3,560	2,287
July	4,649	4,726
August	5,120	5,500
September	5,893	6,126
October	6,714	
November	6,980	
December	6,980	
January	7,017	
February	7,137	
March	7,141	
April	7,235	
May	7,236	
June	7,236	

**QUALITY**

	Contract Quantity	Contract Base Number	Contract *	Region	England
% of all assessments that were assess and fit appliances (rolling 12 month period)	350	561	62.4%	54.4%	54.1%
% of all assessments that were assess and refuse (rolling 12 month period)	0	561	0.0%	14.9%	12.4%
% of all assessments that were assess and review (rolling 12 month period)	211	561	37.6%	30.7%	33.5%
% of terminated courses where treatment was abandoned or discontinued (rolling 12 month period)	6	272	2.2%	6.4%	7.2%
% of completed treatments indicating that PAR score was taken (year to date)	137	168	81.5%	67.6%	58.9%
Rate of removable appliances per 100 fixed appliances - proposed treatment (rolling 12 month period)	3	606	0.50	4.21	5.66
Rate of removable appliances per 100 fixed appliances - completed treatment (rolling 12 month period)	0	466	0.00	3.90	4.88
% of courses of treatment with removable appliances only - proposed treatment (rolling 12 month period)	1	350	0.3%	2.0%	2.1%
% of courses of treatment with removable appliances only - completed treatment (rolling 12 month period)	0	266	0.0%	1.7%	1.5%
% of patients satisfied with the treatment they have received (rolling 12 month period)	7	9	77.8%	93.0%	95.7%

\* Figures in italics indicate that the base number is less than 100.

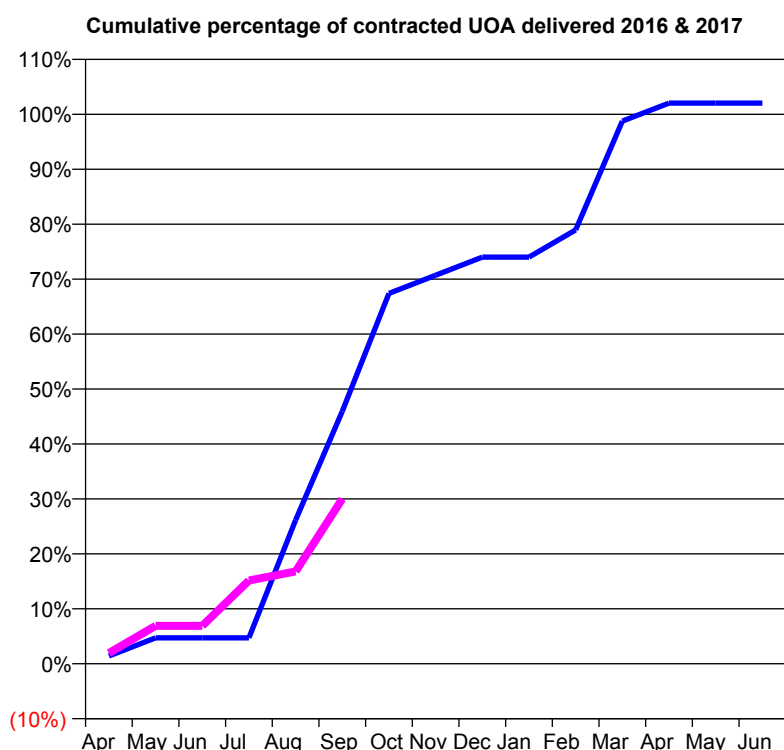
**Q63 - Vital Signs Orthodontic At a Glance Contract Report for 762210/0001 - September 2016**

Name or company name	MISS CA STOCK
Contract type name	PDS Contract
Purpose of contract	Orthodontic
Contract start date	01/04/2006
Contract end date	31/03/2019

16/17 Contracted general activity (UDA)	0
Carry forward general activity (UDA)	0
16/17 Contracted orthodontic activity (UOA)	1,273
Carry forward orthodontic activity (UOA)	-25
Baseline contract value	£83,188.73

**ACCESS**

	Contract	England and Wales
24 month ratio of assessments to patient IDs	1.04	1.10

**ACTIVITY**


Month	Adjusted Scheduled Activity (UOA)	
	2016	2017
April	18	25
May	60	88
June	60	88
July	60	193
August	333	214
September	585	382
October	858	
November	900	
December	942	
January	942	
February	1,005	
March	1,257	
April	1,299	
May	1,299	
June	1,299	

**QUALITY**

	Contract Quantity	Contract Base Number	Contract *	Region	England
% of all assessments that were assess and fit appliances (rolling 12 month period)	51	51	100.0%	54.4%	54.1%
% of all assessments that were assess and refuse (rolling 12 month period)	0	51	0.0%	14.9%	12.4%
% of all assessments that were assess and review (rolling 12 month period)	0	51	0.0%	30.7%	33.5%
% of terminated courses where treatment was abandoned or discontinued (rolling 12 month period)	3	18	16.7%	6.4%	7.2%
% of completed treatments indicating that PAR score was taken (year to date)	8	8	100.0%	67.6%	58.9%
Rate of removable appliances per 100 fixed appliances - proposed treatment (rolling 12 month period)	2	4	50.00	4.21	5.66
Rate of removable appliances per 100 fixed appliances - completed treatment (rolling 12 month period)	0	14	0.00	3.90	4.88
% of courses of treatment with removable appliances only - proposed treatment (rolling 12 month period)	0	51	0.0%	2.0%	2.1%
% of courses of treatment with removable appliances only - completed treatment (rolling 12 month period)	0	15	0.0%	1.7%	1.5%
% of patients satisfied with the treatment they have received (rolling 12 month period)	3	3	100.0%	93.0%	95.7%

\* Figures in italics indicate that the base number is less than 100.

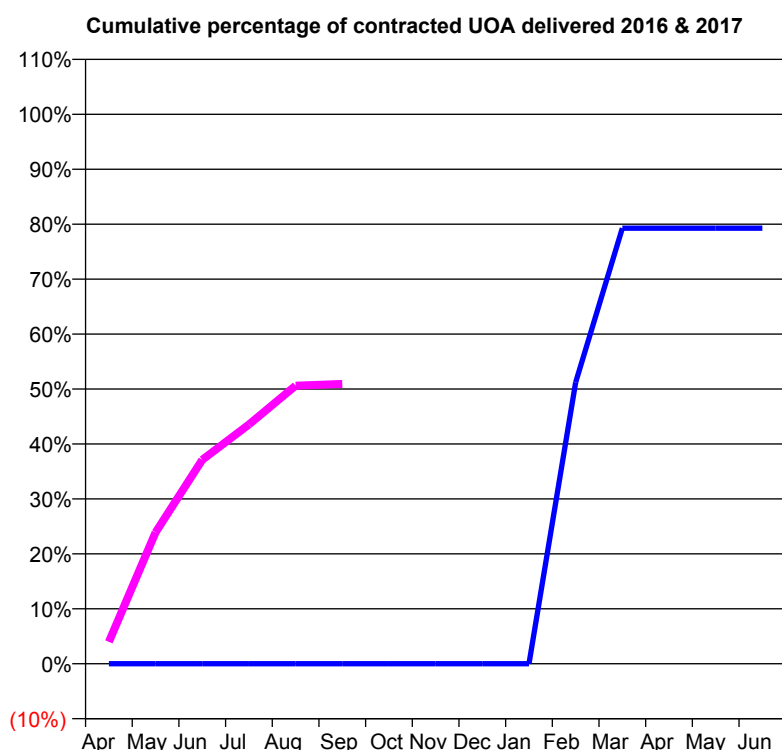
**Q63 - Vital Signs Orthodontic At a Glance Contract Report for 775215/0010 - September 2016**

Name or company name	MR C PATEL
Contract type name	GDS Contract
Purpose of contract	General and Orthodontic
Contract start date	01/01/2016
Contract end date	

16/17 Contracted general activity (UDA)	23,346
Carry forward general activity (UDA)	931
16/17 Contracted orthodontic activity (UOA)	326
Carry forward orthodontic activity (UOA)	8
Baseline contract value	£757,050.52

**ACCESS**

	Contract	England and Wales
24 month ratio of assessments to patient IDs	1.00	1.10

**ACTIVITY**


Month	Adjusted Scheduled Activity (UOA)	
	2016	2017
April	0	13
May	0	78
June	0	121
July	0	142
August	0	165
September	0	166
October	0	
November	0	
December	0	
January	0	
February	42	
March	65	
April	65	
May	65	
June	65	

**QUALITY**

	Contract Quantity	Contract Base Number	Contract *	Region	England
% of all assessments that were assess and fit appliances (rolling 12 month period)	11	19	57.9%	54.4%	54.1%
% of all assessments that were assess and refuse (rolling 12 month period)	4	19	21.1%	14.9%	12.4%
% of all assessments that were assess and review (rolling 12 month period)	4	19	21.1%	30.7%	33.5%
% of terminated courses where treatment was abandoned or discontinued (rolling 12 month period)	0	0	N/A	6.4%	7.2%
% of completed treatments indicating that PAR score was taken (year to date)	0	0	N/A	67.6%	58.9%
Rate of removable appliances per 100 fixed appliances - proposed treatment (rolling 12 month period)	0	12	0.00	4.21	5.66
Rate of removable appliances per 100 fixed appliances - completed treatment (rolling 12 month period)	0	0	N/A	3.90	4.88
% of courses of treatment with removable appliances only - proposed treatment (rolling 12 month period)	0	11	0.0%	2.0%	2.1%
% of courses of treatment with removable appliances only - completed treatment (rolling 12 month period)	0	0	N/A	1.7%	1.5%
% of patients satisfied with the treatment they have received (rolling 12 month period)	0	0	N/A	93.0%	95.7%

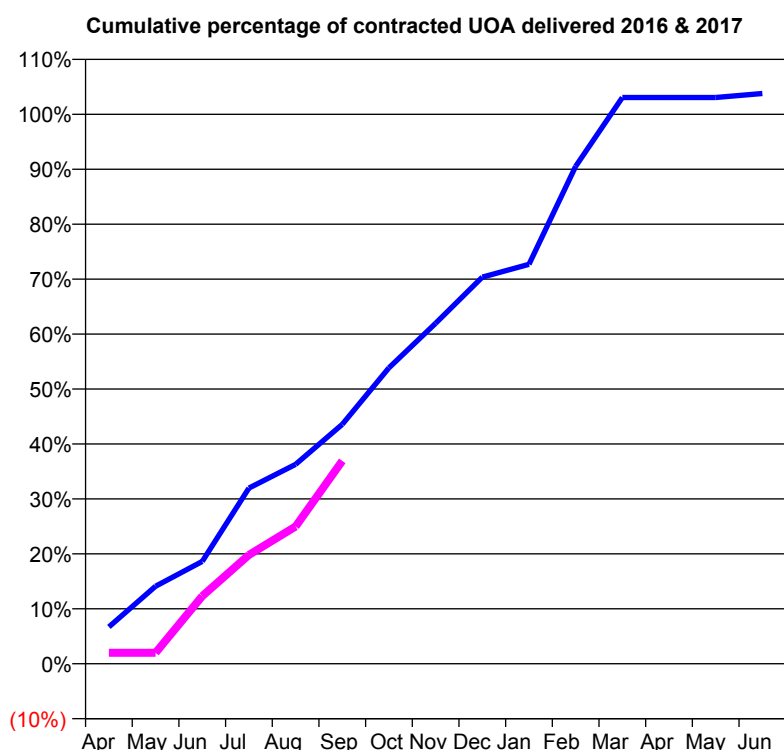
\* Figures in italics indicate that the base number is less than 100.

**Q63 - Vital Signs Orthodontic At a Glance Contract Report for 835129/0001 - September 2016**

Name or company name	MRS KL CLARKE	16/17 Contracted general activity (UDA)	0
Contract type name	PDS Contract	Carry forward general activity (UDA)	0
Purpose of contract	Orthodontic	16/17 Contracted orthodontic activity (UOA)	2,850
Contract start date	01/04/2006	Carry forward orthodontic activity (UOA)	-57
Contract end date	31/03/2018	Baseline contract value	£185,358.23

**ACCESS**

	Contract	England and Wales
24 month ratio of assessments to patient IDs	1.01	1.10

**ACTIVITY**


Month	Adjusted Scheduled Activity (UOA)	
	2016	2017
April	191	57
May	402	57
June	531	351
July	911	565
August	1,034	712
September	1,242	1,052
October	1,535	
November	1,766	
December	2,005	
January	2,072	
February	2,580	
March	2,937	
April	2,937	
May	2,937	
June	2,958	

**QUALITY**

	Contract Quantity	Contract Base Number	Contract *	Region	England
% of all assessments that were assess and fit appliances (rolling 12 month period)	136	149	91.3%	54.4%	54.1%
% of all assessments that were assess and refuse (rolling 12 month period)	3	149	2.0%	14.9%	12.4%
% of all assessments that were assess and review (rolling 12 month period)	10	149	6.7%	30.7%	33.5%
% of terminated courses where treatment was abandoned or discontinued (rolling 12 month period)	6	126	4.8%	6.4%	7.2%
% of completed treatments indicating that PAR score was taken (year to date)	22	57	38.6%	67.6%	58.9%
Rate of removable appliances per 100 fixed appliances - proposed treatment (rolling 12 month period)	11	258	4.26	4.21	5.66
Rate of removable appliances per 100 fixed appliances - completed treatment (rolling 12 month period)	14	224	6.25	3.90	4.88
% of courses of treatment with removable appliances only - proposed treatment (rolling 12 month period)	6	136	4.4%	2.0%	2.1%
% of courses of treatment with removable appliances only - completed treatment (rolling 12 month period)	4	120	3.3%	1.7%	1.5%
% of patients satisfied with the treatment they have received (rolling 12 month period)	1	1	100.0%	93.0%	95.7%

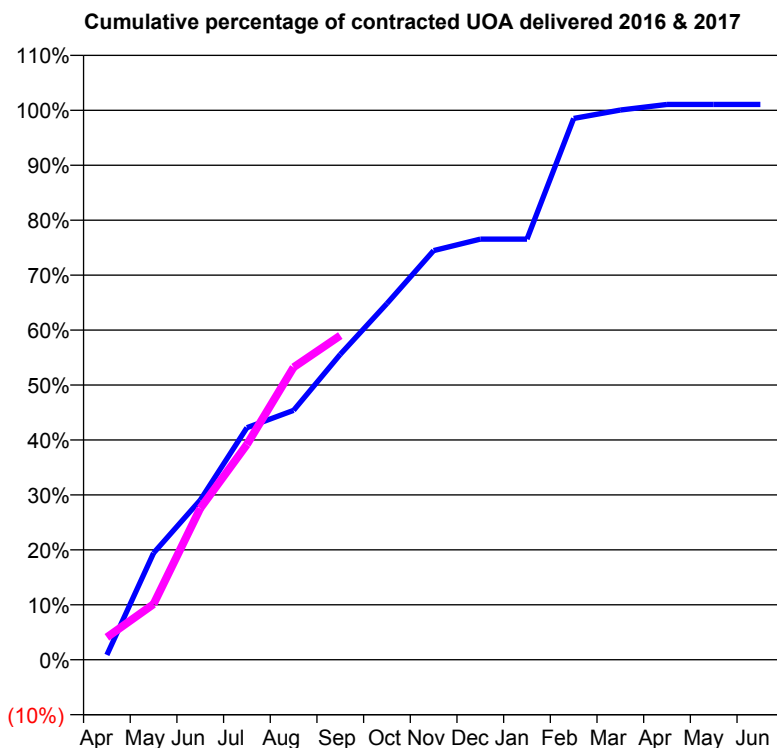
\* Figures in italics indicate that the base number is less than 100.

**Q63 - Vital Signs Orthodontic At a Glance Contract Report for 854824/0001 - September 2016**

Name or company name	MR SK SADIQ	16/17 Contracted general activity (UDA)	0
Contract type name	PDS Contract	Carry forward general activity (UDA)	0
Purpose of contract	Orthodontic	16/17 Contracted orthodontic activity (UOA)	4,200
Contract start date	01/04/2006	Carry forward orthodontic activity (UOA)	0
Contract end date	31/03/2019	Baseline contract value	£248,265.55

**ACCESS**

	Contract	England and Wales
24 month ratio of assessments to patient IDs	1.02	1.10

**ACTIVITY**


Month	Adjusted Scheduled Activity (UOA)	
	2016	2017
April	37	172
May	816	426
June	1,221	1,157
July	1,774	1,646
August	1,906	2,236
September	2,334	2,478
October	2,723	
November	3,127	
December	3,215	
January	3,215	
February	4,137	
March	4,202	
April	4,245	
May	4,245	
June	4,245	

**QUALITY**

	Contract Quantity	Contract Base Number	Contract *	Region	England
% of all assessments that were assess and fit appliances (rolling 12 month period)	209	333	62.8%	54.4%	54.1%
% of all assessments that were assess and refuse (rolling 12 month period)	24	333	7.2%	14.9%	12.4%
% of all assessments that were assess and review (rolling 12 month period)	100	333	30.0%	30.7%	33.5%
% of terminated courses where treatment was abandoned or discontinued (rolling 12 month period)	1	163	0.6%	6.4%	7.2%
% of completed treatments indicating that PAR score was taken (year to date)	47	91	51.6%	67.6%	58.9%
Rate of removable appliances per 100 fixed appliances - proposed treatment (rolling 12 month period)	8	407	1.97	4.21	5.66
Rate of removable appliances per 100 fixed appliances - completed treatment (rolling 12 month period)	0	323	0.00	3.90	4.88
% of courses of treatment with removable appliances only - proposed treatment (rolling 12 month period)	4	209	1.9%	2.0%	2.1%
% of courses of treatment with removable appliances only - completed treatment (rolling 12 month period)	0	162	0.0%	1.7%	1.5%
% of patients satisfied with the treatment they have received (rolling 12 month period)	4	4	100.0%	93.0%	95.7%

\* Figures in italics indicate that the base number is less than 100.

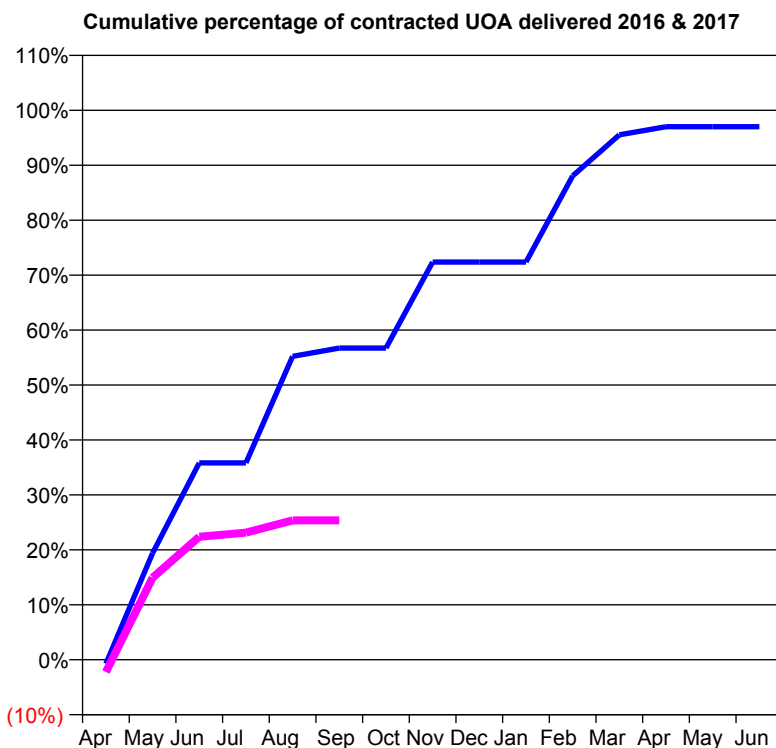
**Q63 - Vital Signs Orthodontic At a Glance Contract Report for 909548/0001 - September 2016**

Name or company name	MR HS KALSI
Contract type name	GDS Contract
Purpose of contract	General and Orthodontic
Contract start date	01/04/2006
Contract end date	

16/17 Contracted general activity (UDA)	7,537
Carry forward general activity (UDA)	308
16/17 Contracted orthodontic activity (UOA)	134
Carry forward orthodontic activity (UOA)	4
Baseline contract value	£208,387.62

**ACCESS**

	Contract	England and Wales
24 month ratio of assessments to patient IDs	1.08	1.10

**ACTIVITY**


Month	Adjusted Scheduled Activity (UOA)	
	2016	2017
April	-1	-3
May	26	20
June	48	30
July	48	31
August	74	34
September	76	34
October	76	
November	97	
December	97	
January	97	
February	118	
March	128	
April	130	
May	130	
June	130	

**QUALITY**

	Contract Quantity	Contract Base Number	Contract *	Region	England
% of all assessments that were assess and fit appliances (rolling 12 month period)	3	32	9.4%	54.4%	54.1%
% of all assessments that were assess and refuse (rolling 12 month period)	0	32	0.0%	14.9%	12.4%
% of all assessments that were assess and review (rolling 12 month period)	29	32	90.6%	30.7%	33.5%
% of terminated courses where treatment was abandoned or discontinued (rolling 12 month period)	0	0	N/A	6.4%	7.2%
% of completed treatments indicating that PAR score was taken (year to date)	0	0	N/A	67.6%	58.9%
Rate of removable appliances per 100 fixed appliances - proposed treatment (rolling 12 month period)	0	0	N/A	4.21	5.66
Rate of removable appliances per 100 fixed appliances - completed treatment (rolling 12 month period)	0	0	N/A	3.90	4.88
% of courses of treatment with removable appliances only - proposed treatment (rolling 12 month period)	0	3	0.0%	2.0%	2.1%
% of courses of treatment with removable appliances only - completed treatment (rolling 12 month period)	0	0	N/A	1.7%	1.5%
% of patients satisfied with the treatment they have received (rolling 12 month period)	1	1	100.0%	93.0%	95.7%

\* Figures in italics indicate that the base number is less than 100.

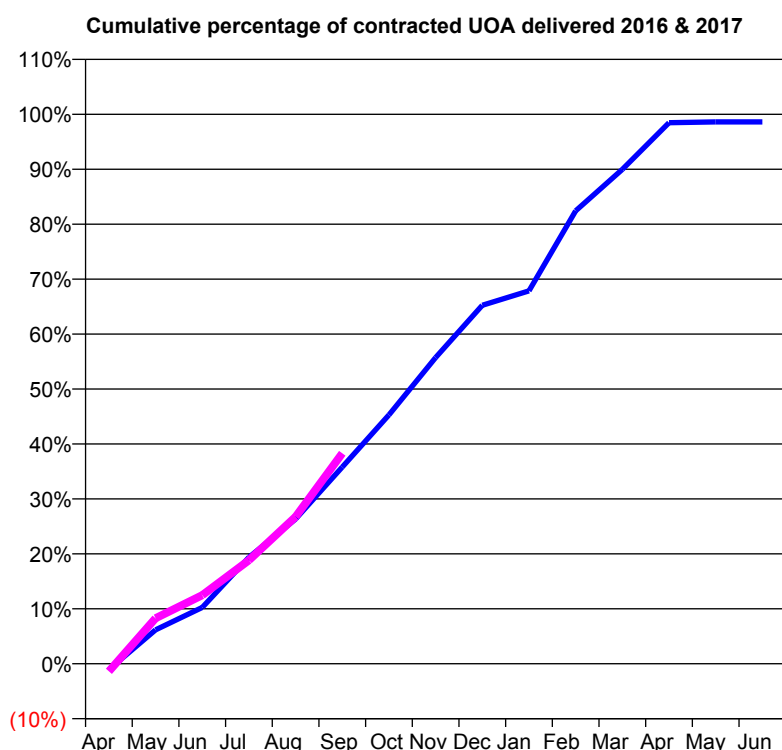


**Q63 - Vital Signs Orthodontic At a Glance Contract Report for 949612/0003 - September 2016**

Name or company name	Simply Orthodontics	16/17 Contracted general activity (UDA)	0
Contract type name	PDS Contract	Carry forward general activity (UDA)	0
Purpose of contract	Orthodontic	16/17 Contracted orthodontic activity (UOA)	11,563
Contract start date	01/04/2011	Carry forward orthodontic activity (UOA)	160
Contract end date	31/03/2019	Baseline contract value	£755,496.67

**ACCESS**

	Contract	England and Wales
24 month ratio of assessments to patient IDs	1.00	1.10

**ACTIVITY**


Month	Adjusted Scheduled Activity (UOA)	
	2016	2017
April	-125	-160
May	715	957
June	1,185	1,443
July	2,241	2,178
August	3,045	3,093
September	4,141	4,430
October	5,237	
November	6,443	
December	7,545	
January	7,846	
February	9,530	
March	10,403	
April	11,386	
May	11,402	
June	11,403	

**QUALITY**

	Contract Quantity	Contract Base Number	Contract *	Region	England
% of all assessments that were assess and fit appliances (rolling 12 month period)	571	672	85.0%	54.4%	54.1%
% of all assessments that were assess and refuse (rolling 12 month period)	6	672	0.9%	14.9%	12.4%
% of all assessments that were assess and review (rolling 12 month period)	95	672	14.1%	30.7%	33.5%
% of terminated courses where treatment was abandoned or discontinued (rolling 12 month period)	18	309	5.8%	6.4%	7.2%
% of completed treatments indicating that PAR score was taken (year to date)	88	137	64.2%	67.6%	58.9%
Rate of removable appliances per 100 fixed appliances - proposed treatment (rolling 12 month period)	10	1,117	0.90	4.21	5.66
Rate of removable appliances per 100 fixed appliances - completed treatment (rolling 12 month period)	11	551	2.00	3.90	4.88
% of courses of treatment with removable appliances only - proposed treatment (rolling 12 month period)	10	571	1.8%	2.0%	2.1%
% of courses of treatment with removable appliances only - completed treatment (rolling 12 month period)	11	291	3.8%	1.7%	1.5%
% of patients satisfied with the treatment they have received (rolling 12 month period)	23	25	92.0%	93.0%	95.7%

\* Figures in italics indicate that the base number is less than 100.

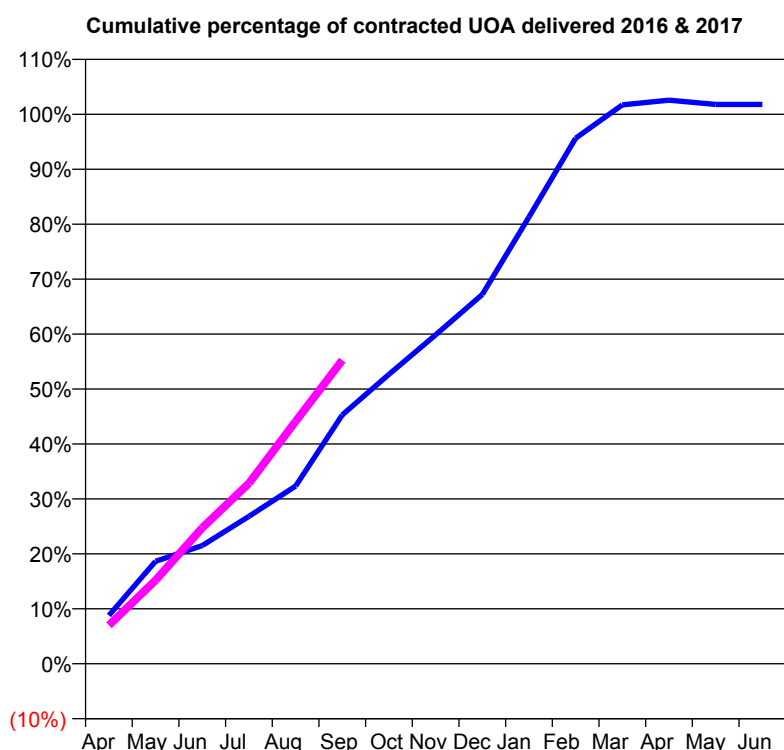
**Q64 - Vital Signs Orthodontic At a Glance Contract Report for 101281/0111 - September 2016**

Name or company name	OASIS DENTAL CARE LTD
Contract type name	PDS Contract
Purpose of contract	Orthodontic
Contract start date	01/04/2006
Contract end date	30/09/2018

16/17 Contracted general activity (UDA)	0
Carry forward general activity (UDA)	0
16/17 Contracted orthodontic activity (UOA)	2,616
Carry forward orthodontic activity (UOA)	0
Baseline contract value	£165,047.40

**ACCESS**

	Contract	England and Wales
24 month ratio of assessments to patient IDs	1.13	1.10

**ACTIVITY**


Month	Adjusted Scheduled Activity (UOA)	
	2016	2017
April	230	183
May	488	398
June	563	647
July	702	859
August	846	1,154
September	1,185	1,445
October	1,378	-
November	1,566	-
December	1,758	-
January	2,127	-
February	2,502	-
March	2,661	-
April	2,683	-
May	2,663	-
June	2,663	-

**QUALITY**

	Contract Quantity	Contract Base Number	Contract *	Region	England
% of all assessments that were assess and fit appliances (rolling 12 month period)	135	317	42.6%	55.3%	54.1%
% of all assessments that were assess and refuse (rolling 12 month period)	19	317	6.0%	11.5%	12.4%
% of all assessments that were assess and review (rolling 12 month period)	163	317	51.4%	33.2%	33.5%
% of terminated courses where treatment was abandoned or discontinued (rolling 12 month period)	12	131	9.2%	5.7%	7.2%
% of completed treatments indicating that PAR score was taken (year to date)	52	62	83.9%	57.4%	58.9%
Rate of removable appliances per 100 fixed appliances - proposed treatment (rolling 12 month period)	0	237	0.00	5.12	5.66
Rate of removable appliances per 100 fixed appliances - completed treatment (rolling 12 month period)	0	146	0.00	3.86	4.88
% of courses of treatment with removable appliances only - proposed treatment (rolling 12 month period)	0	135	0.0%	1.8%	2.1%
% of courses of treatment with removable appliances only - completed treatment (rolling 12 month period)	0	119	0.0%	1.6%	1.5%
% of patients satisfied with the treatment they have received (rolling 12 month period)	2	3	66.7%	96.0%	95.7%

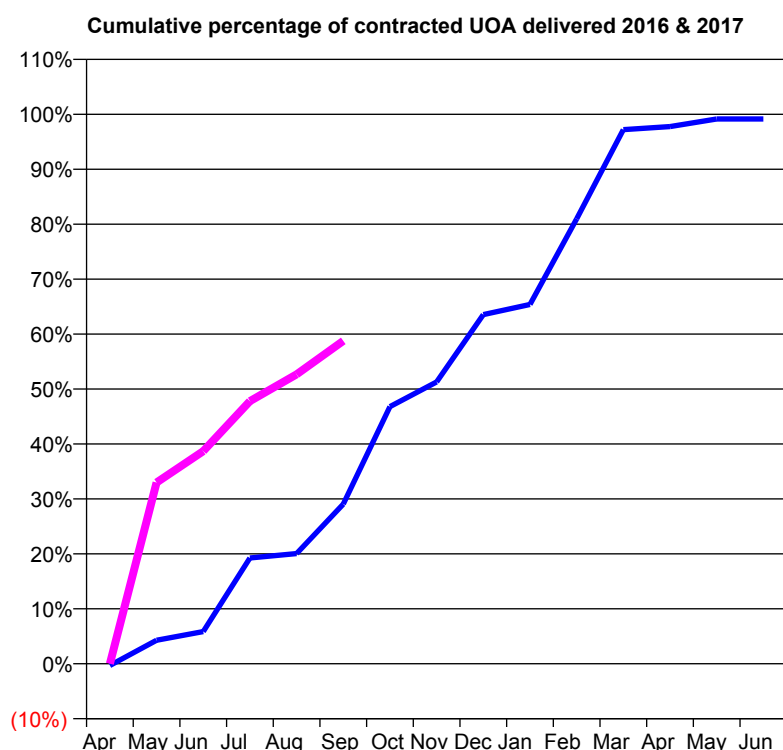
\* Figures in italics indicate that the base number is less than 100.

**Q64 - Vital Signs Orthodontic At a Glance Contract Report for 109002/0002 - September 2016**

Name or company name	Dr Dominic Killian Ltd	16/17 Contracted general activity (UDA)	0
Contract type name	PDS Contract	Carry forward general activity (UDA)	0
Purpose of contract	Orthodontic	16/17 Contracted orthodontic activity (UOA)	1,282
Contract start date	01/10/2008	Carry forward orthodontic activity (UOA)	0
Contract end date	31/03/2017	Baseline contract value	£83,949.72

**ACCESS**

	Contract	England and Wales
24 month ratio of assessments to patient IDs	1.22	1.10

**ACTIVITY**


Month	Adjusted Scheduled Activity (UOA)	
	2016	2017
April	-5	0
May	65	423
June	89	496
July	292	613
August	304	675
September	440	753
October	709	
November	777	
December	963	
January	991	
February	1,227	
March	1,473	
April	1,482	
May	1,503	
June	1,503	

**QUALITY**

	Contract Quantity	Contract Base Number	Contract *	Region	England
% of all assessments that were assess and fit appliances (rolling 12 month period)	78	252	31.0%	55.3%	54.1%
% of all assessments that were assess and refuse (rolling 12 month period)	58	252	23.0%	11.5%	12.4%
% of all assessments that were assess and review (rolling 12 month period)	116	252	46.0%	33.2%	33.5%
% of terminated courses where treatment was abandoned or discontinued (rolling 12 month period)	2	35	5.7%	5.7%	7.2%
% of completed treatments indicating that PAR score was taken (year to date)	14	21	66.7%	57.4%	58.9%
Rate of removable appliances per 100 fixed appliances - proposed treatment (rolling 12 month period)	18	155	11.61	5.12	5.66
Rate of removable appliances per 100 fixed appliances - completed treatment (rolling 12 month period)	4	66	6.06	3.86	4.88
% of courses of treatment with removable appliances only - proposed treatment (rolling 12 month period)	0	78	0.0%	1.8%	2.1%
% of courses of treatment with removable appliances only - completed treatment (rolling 12 month period)	0	33	0.0%	1.6%	1.5%
% of patients satisfied with the treatment they have received (rolling 12 month period)	2	2	100.0%	96.0%	95.7%

\* Figures in italics indicate that the base number is less than 100.

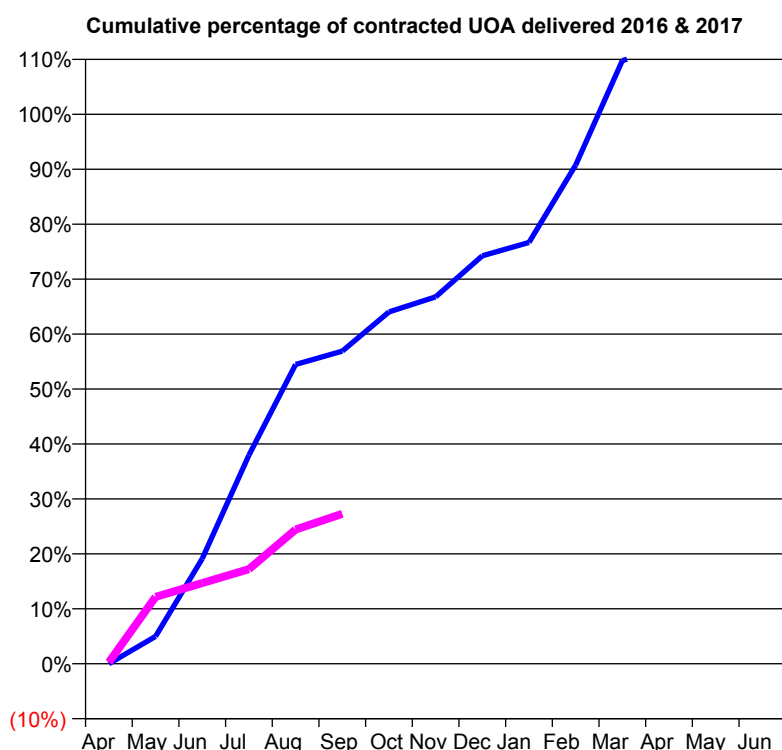
**Q64 - Vital Signs Orthodontic At a Glance Contract Report for 113387/0001 - September 2016**

Name or company name	Hanlon, Gardner Dental Surgeons
Contract type name	GDS Contract
Purpose of contract	General and Orthodontic
Contract start date	01/04/2006
Contract end date	

16/17 Contracted general activity (UDA)	6,000
Carry forward general activity (UDA)	131
16/17 Contracted orthodontic activity (UOA)	896
Carry forward orthodontic activity (UOA)	0
Baseline contract value	£188,745.31

**ACCESS**

	Contract	England and Wales
24 month ratio of assessments to patient IDs	1.02	1.10

**ACTIVITY**


Month	Adjusted Scheduled Activity (UOA)	
	2016	2017
April	0	2
May	45	109
June	171	132
July	340	154
August	488	219
September	510	245
October	574	
November	598	
December	665	
January	687	
February	813	
March	984	
April	1,005	
May	1,005	
June	1,005	

**QUALITY**

	Contract Quantity	Contract Base Number	Contract *	Region	England
% of all assessments that were assess and fit appliances (rolling 12 month period)	35	38	92.1%	55.3%	54.1%
% of all assessments that were assess and refuse (rolling 12 month period)	0	38	0.0%	11.5%	12.4%
% of all assessments that were assess and review (rolling 12 month period)	3	38	7.9%	33.2%	33.5%
% of terminated courses where treatment was abandoned or discontinued (rolling 12 month period)	3	27	11.1%	5.7%	7.2%
% of completed treatments indicating that PAR score was taken (year to date)	0	15	0.0%	57.4%	58.9%
Rate of removable appliances per 100 fixed appliances - proposed treatment (rolling 12 month period)	6	68	8.82	5.12	5.66
Rate of removable appliances per 100 fixed appliances - completed treatment (rolling 12 month period)	2	44	4.55	3.86	4.88
% of courses of treatment with removable appliances only - proposed treatment (rolling 12 month period)	1	35	2.9%	1.8%	2.1%
% of courses of treatment with removable appliances only - completed treatment (rolling 12 month period)	1	24	4.2%	1.6%	1.5%
% of patients satisfied with the treatment they have received (rolling 12 month period)	3	3	100.0%	96.0%	95.7%

\* Figures in italics indicate that the base number is less than 100.

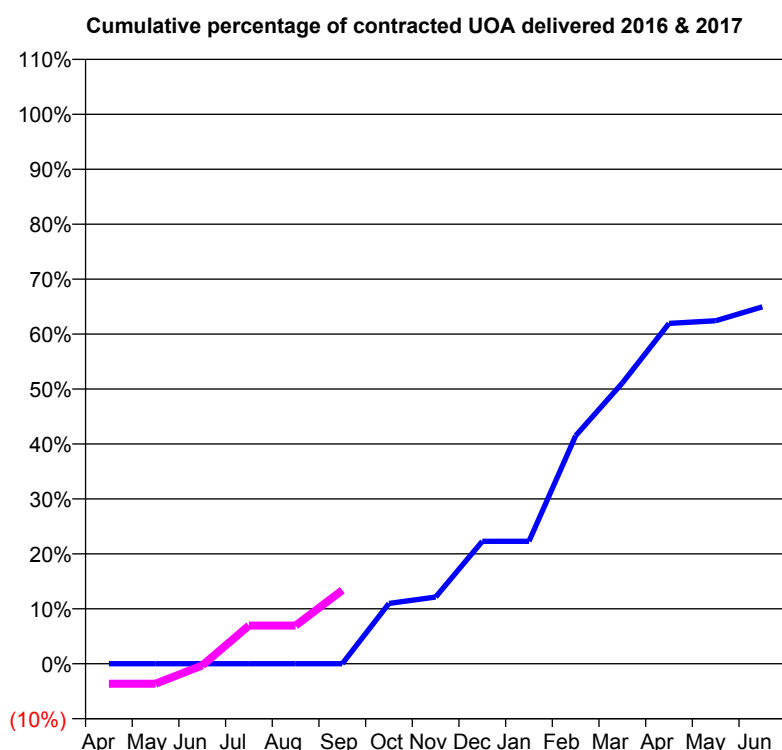
**Q64 - Vital Signs Orthodontic At a Glance Contract Report for 114677/0001 - September 2016**

Name or company name	Salisbury Orthodontics Limited
Contract type name	PDS Contract
Purpose of contract	Orthodontic
Contract start date	01/09/2015
Contract end date	31/03/2018

16/17 Contracted general activity (UDA)	0
Carry forward general activity (UDA)	0
16/17 Contracted orthodontic activity (UOA)	3,400
Carry forward orthodontic activity (UOA)	124
Baseline contract value	£222,949.65

**ACCESS**

	Contract	England and Wales
24 month ratio of assessments to patient IDs	1.05	1.10

**ACTIVITY**


Month	Adjusted Scheduled Activity (UOA)	
	2016	2017
April	0	-124
May	0	-124
June	0	-11
July	0	236
August	0	236
September	0	455
October	373	
November	413	
December	758	
January	758	
February	1,411	
March	1,737	
April	2,106	
May	2,123	
June	2,209	

**QUALITY**

	Contract Quantity	Contract Base Number	Contract *	Region	England
% of all assessments that were assess and fit appliances (rolling 12 month period)	142	514	27.6%	55.3%	54.1%
% of all assessments that were assess and refuse (rolling 12 month period)	60	514	11.7%	11.5%	12.4%
% of all assessments that were assess and review (rolling 12 month period)	312	514	60.7%	33.2%	33.5%
% of terminated courses where treatment was abandoned or discontinued (rolling 12 month period)	4	114	3.5%	5.7%	7.2%
% of completed treatments indicating that PAR score was taken (year to date)	41	50	82.0%	57.4%	58.9%
Rate of removable appliances per 100 fixed appliances - proposed treatment (rolling 12 month period)	6	271	2.21	5.12	5.66
Rate of removable appliances per 100 fixed appliances - completed treatment (rolling 12 month period)	5	206	2.43	3.86	4.88
% of courses of treatment with removable appliances only - proposed treatment (rolling 12 month period)	4	142	2.8%	1.8%	2.1%
% of courses of treatment with removable appliances only - completed treatment (rolling 12 month period)	1	110	0.9%	1.6%	1.5%
% of patients satisfied with the treatment they have received (rolling 12 month period)	1	1	100.0%	96.0%	95.7%

\* Figures in italics indicate that the base number is less than 100.

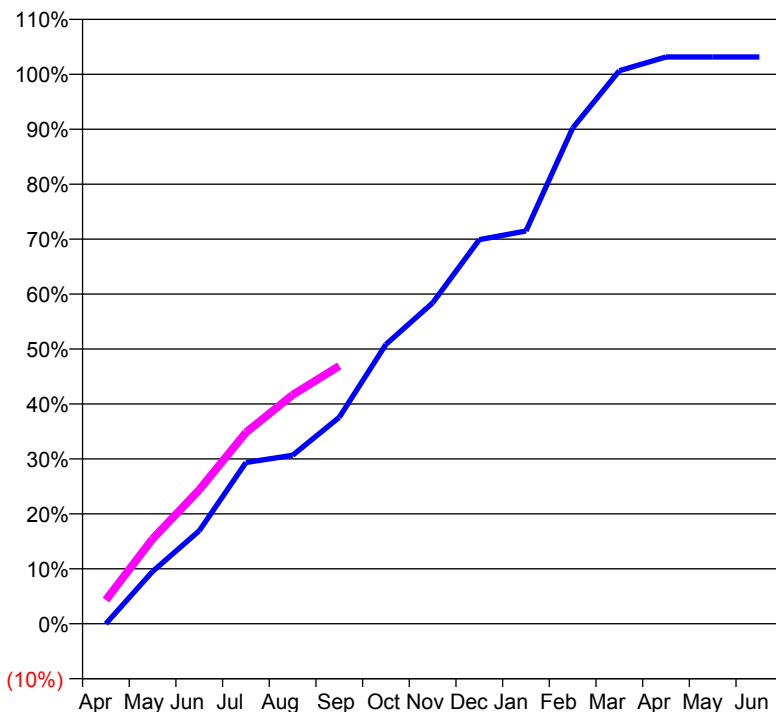
**Q64 - Vital Signs Orthodontic At a Glance Contract Report for 125385/0002 - September 2016**

Name or company name	Dr Michael Frain Ltd
Contract type name	GDS Contract
Purpose of contract	General and Orthodontic
Contract start date	01/04/2008
Contract end date	

16/17 Contracted general activity (UDA)	14,500
Carry forward general activity (UDA)	0
16/17 Contracted orthodontic activity (UOA)	5,228
Carry forward orthodontic activity (UOA)	0
Baseline contract value	£669,820.38

**ACCESS**

	Contract	England and Wales
24 month ratio of assessments to patient IDs	1.54	1.10

**ACTIVITY**
**Cumulative percentage of contracted UOA delivered 2016 & 2017**

**Adjusted Scheduled Activity (UOA)**

Month	2016	2017
April	0	226
May	516	808
June	917	1,274
July	1,590	1,820
August	1,661	2,178
September	2,036	2,453
October	2,754	
November	3,164	
December	3,786	
January	3,872	
February	4,887	
March	5,452	
April	5,587	
May	5,587	
June	5,587	

**QUALITY**

	Contract Quantity	Contract Base Number	Contract *	Region	England
% of all assessments that were assess and fit appliances (rolling 12 month period)	269	621	43.3%	55.3%	54.1%
% of all assessments that were assess and refuse (rolling 12 month period)	30	621	4.8%	11.5%	12.4%
% of all assessments that were assess and review (rolling 12 month period)	322	621	51.9%	33.2%	33.5%
% of terminated courses where treatment was abandoned or discontinued (rolling 12 month period)	30	256	11.7%	5.7%	7.2%
% of completed treatments indicating that PAR score was taken (year to date)	97	98	99.0%	57.4%	58.9%
Rate of removable appliances per 100 fixed appliances - proposed treatment (rolling 12 month period)	0	536	0.00	5.12	5.66
Rate of removable appliances per 100 fixed appliances - completed treatment (rolling 12 month period)	0	444	0.00	3.86	4.88
% of courses of treatment with removable appliances only - proposed treatment (rolling 12 month period)	0	269	0.0%	1.8%	2.1%
% of courses of treatment with removable appliances only - completed treatment (rolling 12 month period)	0	226	0.0%	1.6%	1.5%
% of patients satisfied with the treatment they have received (rolling 12 month period)	11	11	100.0%	96.0%	95.7%

\* Figures in italics indicate that the base number is less than 100.

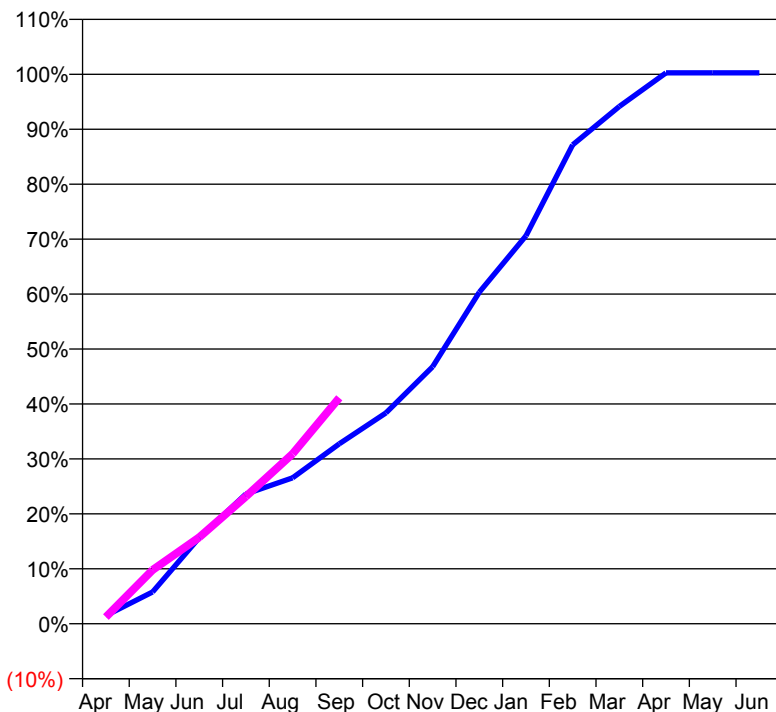
**Q64 - Vital Signs Orthodontic At a Glance Contract Report for 133620/0001 - September 2016**

Name or company name	Cloudshill Limited
Contract type name	PDS Contract
Purpose of contract	Orthodontic
Contract start date	01/09/2012
Contract end date	31/08/2022

16/17 Contracted general activity (UDA)	0
Carry forward general activity (UDA)	0
16/17 Contracted orthodontic activity (UOA)	6,560
Carry forward orthodontic activity (UOA)	-17
Baseline contract value	£442,977.19

**ACCESS**

	Contract	England and Wales
24 month ratio of assessments to patient IDs	1.02	1.10

**ACTIVITY**
**Cumulative percentage of contracted UOA delivered 2016 & 2017**

**Adjusted Scheduled Activity (UOA)**

Month	2016	2017
April	98	81
May	379	643
June	1,028	1,032
July	1,550	1,520
August	1,743	2,029
September	2,149	2,697
October	2,518	
November	3,068	
December	3,959	
January	4,632	
February	5,718	
March	6,176	
April	6,577	
May	6,577	
June	6,577	

**QUALITY**

	Contract Quantity	Contract Base Number	Contract *	Region	England
% of all assessments that were assess and fit appliances (rolling 12 month period)	317	810	39.1%	55.3%	54.1%
% of all assessments that were assess and refuse (rolling 12 month period)	91	810	11.2%	11.5%	12.4%
% of all assessments that were assess and review (rolling 12 month period)	402	810	49.6%	33.2%	33.5%
% of terminated courses where treatment was abandoned or discontinued (rolling 12 month period)	22	265	8.3%	5.7%	7.2%
% of completed treatments indicating that PAR score was taken (year to date)	108	114	94.7%	57.4%	58.9%
Rate of removable appliances per 100 fixed appliances - proposed treatment (rolling 12 month period)	1	621	0.16	5.12	5.66
Rate of removable appliances per 100 fixed appliances - completed treatment (rolling 12 month period)	2	478	0.42	3.86	4.88
% of courses of treatment with removable appliances only - proposed treatment (rolling 12 month period)	1	317	0.3%	1.8%	2.1%
% of courses of treatment with removable appliances only - completed treatment (rolling 12 month period)	1	243	0.4%	1.6%	1.5%
% of patients satisfied with the treatment they have received (rolling 12 month period)	6	6	100.0%	96.0%	95.7%

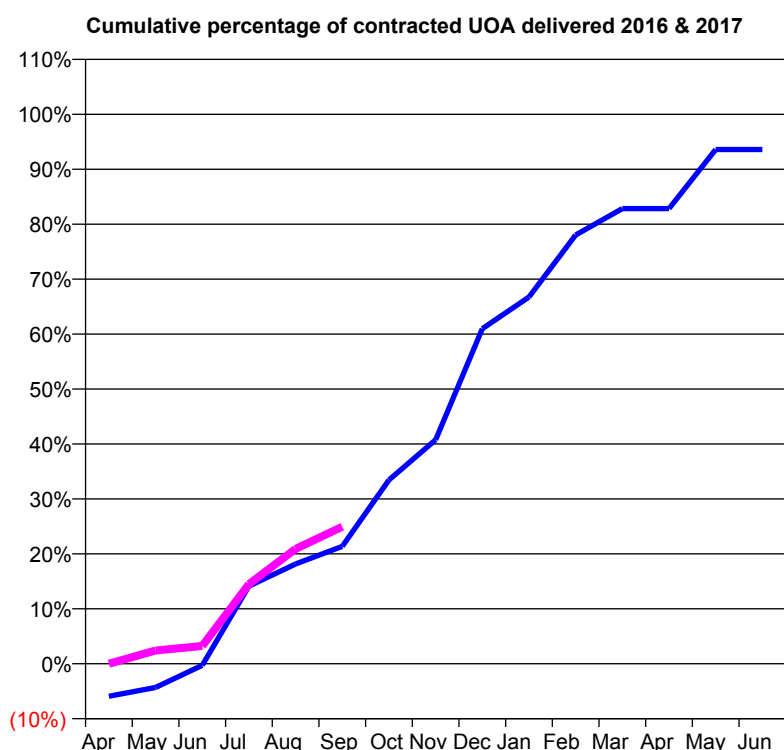
\* Figures in italics indicate that the base number is less than 100.

**Q64 - Vital Signs Orthodontic At a Glance Contract Report for 136840/0001 - September 2016**

Name or company name	RUH Orthodontics
Contract type name	PDS Contract
Purpose of contract	Orthodontic
Contract start date	01/04/2007
Contract end date	31/03/2017

16/17 Contracted general activity (UDA)	0
Carry forward general activity (UDA)	0
16/17 Contracted orthodontic activity (UOA)	2,616
Carry forward orthodontic activity (UOA)	0
Baseline contract value	£169,019.93

ACCESS	Contract	England and Wales
24 month ratio of assessments to patient IDs	1.00	1.10

**ACTIVITY**


Month	Adjusted Scheduled Activity (UOA)	
	2016	2017
April	-155	0
May	-113	63
June	-8	85
July	370	379
August	475	547
September	559	652
October	875	
November	1,066	
December	1,595	
January	1,746	
February	2,041	
March	2,167	
April	2,167	
May	2,448	
June	2,448	

**QUALITY**

	Contract Quantity	Contract Base Number	Contract *	Region	England
% of all assessments that were assess and fit appliances (rolling 12 month period)	130	133	97.7%	55.3%	54.1%
% of all assessments that were assess and refuse (rolling 12 month period)	0	133	0.0%	11.5%	12.4%
% of all assessments that were assess and review (rolling 12 month period)	3	133	2.3%	33.2%	33.5%
% of terminated courses where treatment was abandoned or discontinued (rolling 12 month period)	0	82	0.0%	5.7%	7.2%
% of completed treatments indicating that PAR score was taken (year to date)	33	33	100.0%	57.4%	58.9%
Rate of removable appliances per 100 fixed appliances - proposed treatment (rolling 12 month period)	13	232	5.60	5.12	5.66
Rate of removable appliances per 100 fixed appliances - completed treatment (rolling 12 month period)	3	47	6.38	3.86	4.88
% of courses of treatment with removable appliances only - proposed treatment (rolling 12 month period)	3	130	2.3%	1.8%	2.1%
% of courses of treatment with removable appliances only - completed treatment (rolling 12 month period)	0	82	0.0%	1.6%	1.5%
% of patients satisfied with the treatment they have received (rolling 12 month period)	3	3	100.0%	96.0%	95.7%

\* Figures in italics indicate that the base number is less than 100.



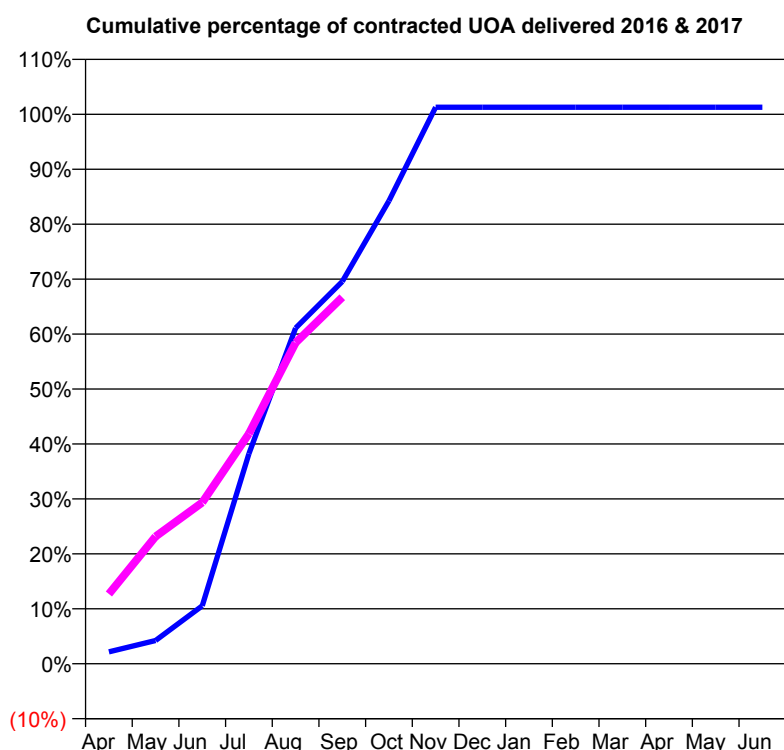
**Q64 - Vital Signs Orthodontic At a Glance Contract Report for 137995/0002 - September 2016**

Name or company name	Nelson Street Dental Practice Partnership
Contract type name	GDS Contract
Purpose of contract	Orthodontic
Contract start date	01/04/2014
Contract end date	

16/17 Contracted general activity (UDA)	0
Carry forward general activity (UDA)	0
16/17 Contracted orthodontic activity (UOA)	1,015
Carry forward orthodontic activity (UOA)	-13
Baseline contract value	£65,852.04

**ACCESS**

	Contract	England and Wales
24 month ratio of assessments to patient IDs	1.08	1.10

**ACTIVITY**


Month	Adjusted Scheduled Activity (UOA)	
	2016	2017
April	22	129
May	43	235
June	107	298
July	388	425
August	620	593
September	706	677
October	855	-
November	1,028	-
December	1,028	-
January	1,028	-
February	1,028	-
March	1,028	-
April	1,028	-
May	1,028	-
June	1,028	-

**QUALITY**

	Contract Quantity	Contract Base Number	Contract *	Region	England
% of all assessments that were assess and fit appliances (rolling 12 month period)	46	64	71.9%	55.3%	54.1%
% of all assessments that were assess and refuse (rolling 12 month period)	3	64	4.7%	11.5%	12.4%
% of all assessments that were assess and review (rolling 12 month period)	15	64	23.4%	33.2%	33.5%
% of terminated courses where treatment was abandoned or discontinued (rolling 12 month period)	9	47	19.1%	5.7%	7.2%
% of completed treatments indicating that PAR score was taken (year to date)	9	9	100.0%	57.4%	58.9%
Rate of removable appliances per 100 fixed appliances - proposed treatment (rolling 12 month period)	0	90	0.00	5.12	5.66
Rate of removable appliances per 100 fixed appliances - completed treatment (rolling 12 month period)	0	55	0.00	3.86	4.88
% of courses of treatment with removable appliances only - proposed treatment (rolling 12 month period)	0	46	0.0%	1.8%	2.1%
% of courses of treatment with removable appliances only - completed treatment (rolling 12 month period)	0	38	0.0%	1.6%	1.5%
% of patients satisfied with the treatment they have received (rolling 12 month period)	1	1	100.0%	96.0%	95.7%

\* Figures in italics indicate that the base number is less than 100.

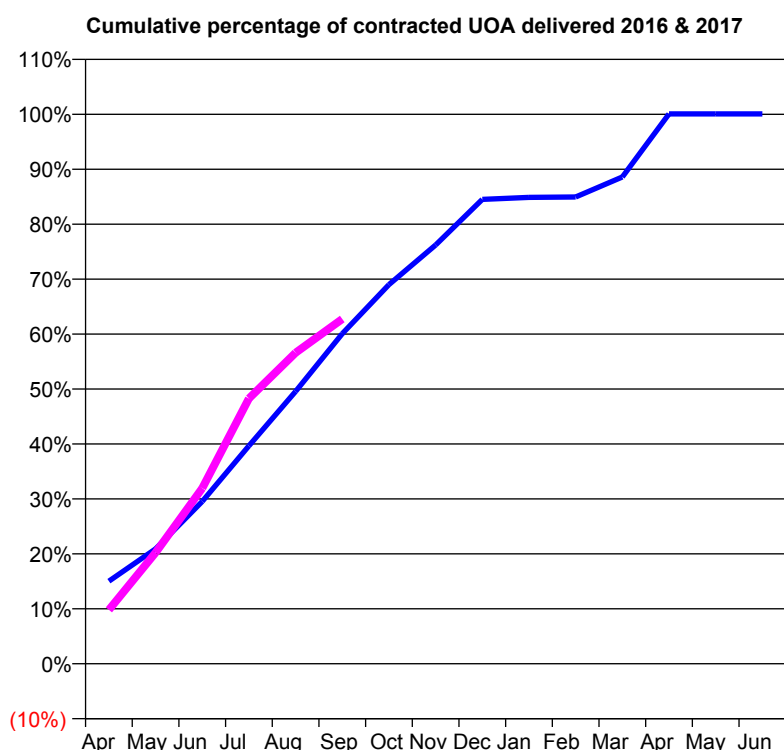
**Q64 - Vital Signs Orthodontic At a Glance Contract Report for 140163/0001 - September 2016**

Name or company name	Cheltenham Orthodontics Ltd.
Contract type name	PDS Contract
Purpose of contract	Orthodontic
Contract start date	01/04/2008
Contract end date	30/09/2018

16/17 Contracted general activity (UDA)	0
Carry forward general activity (UDA)	0
16/17 Contracted orthodontic activity (UOA)	6,395
Carry forward orthodontic activity (UOA)	0
Baseline contract value	£405,085.86

**ACCESS**

	Contract	England and Wales
24 month ratio of assessments to patient IDs	1.04	1.10

**ACTIVITY**


Month	Adjusted Scheduled Activity (UOA)	
	2016	2017
April	961	627
May	1,337	1,294
June	1,889	2,043
July	2,537	3,087
August	3,169	3,620
September	3,842	4,012
October	4,413	
November	4,874	
December	5,405	
January	5,427	
February	5,432	
March	5,665	
April	6,400	
May	6,400	
June	6,400	

**QUALITY**

	Contract Quantity	Contract Base Number	Contract *	Region	England
% of all assessments that were assess and fit appliances (rolling 12 month period)	296	736	40.2%	55.3%	54.1%
% of all assessments that were assess and refuse (rolling 12 month period)	98	736	13.3%	11.5%	12.4%
% of all assessments that were assess and review (rolling 12 month period)	342	736	46.5%	33.2%	33.5%
% of terminated courses where treatment was abandoned or discontinued (rolling 12 month period)	9	245	3.7%	5.7%	7.2%
% of completed treatments indicating that PAR score was taken (year to date)	39	112	34.8%	57.4%	58.9%
Rate of removable appliances per 100 fixed appliances - proposed treatment (rolling 12 month period)	211	575	36.70	5.12	5.66
Rate of removable appliances per 100 fixed appliances - completed treatment (rolling 12 month period)	0	0	N/A	3.86	4.88
% of courses of treatment with removable appliances only - proposed treatment (rolling 12 month period)	4	296	1.4%	1.8%	2.1%
% of courses of treatment with removable appliances only - completed treatment (rolling 12 month period)	0	236	0.0%	1.6%	1.5%
% of patients satisfied with the treatment they have received (rolling 12 month period)	4	4	100.0%	96.0%	95.7%

\* Figures in italics indicate that the base number is less than 100.

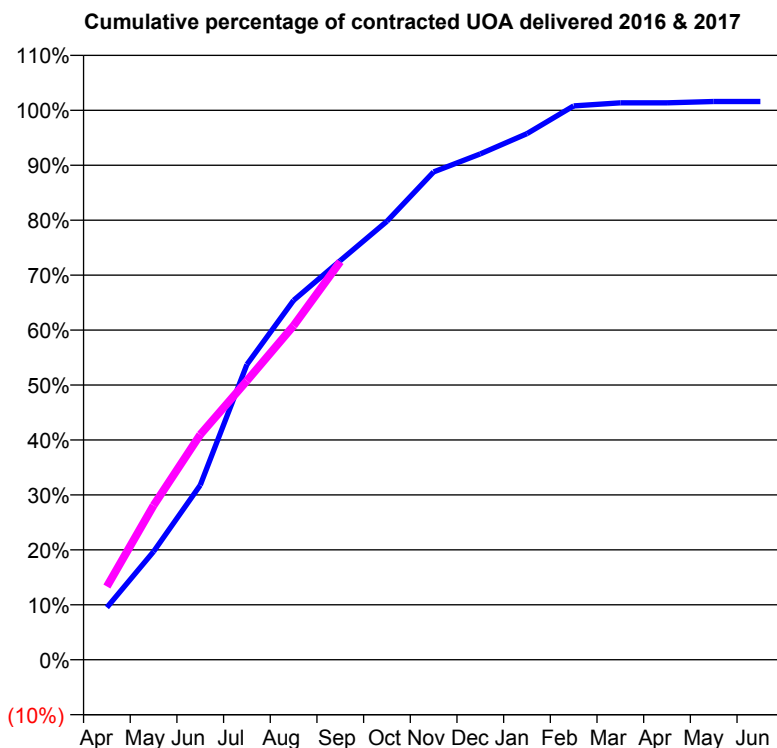
**Q64 - Vital Signs Orthodontic At a Glance Contract Report for 156701/0001 - September 2016**

Name or company name	Phoenix Orthodontics
Contract type name	GDS Contract
Purpose of contract	General and Orthodontic
Contract start date	01/06/2011
Contract end date	01/10/2018

16/17 Contracted general activity (UDA)	30
Carry forward general activity (UDA)	-1
16/17 Contracted orthodontic activity (UOA)	8,042
Carry forward orthodontic activity (UOA)	0
Baseline contract value	£534,006.42

**ACCESS**

	Contract	England and Wales
24 month ratio of assessments to patient IDs	1.06	1.10

**ACTIVITY**


Month	Adjusted Scheduled Activity (UOA)	
	2016	2017
April	766	1,073
May	1,584	2,259
June	2,556	3,295
July	4,322	4,083
August	5,260	4,889
September	5,841	5,826
October	6,418	
November	7,140	
December	7,403	
January	7,700	
February	8,106	
March	8,150	
April	8,150	
May	8,171	
June	8,171	

**QUALITY**

	Contract Quantity	Contract Base Number	Contract *	Region	England
% of all assessments that were assess and fit appliances (rolling 12 month period)	387	461	83.9%	55.3%	54.1%
% of all assessments that were assess and refuse (rolling 12 month period)	38	461	8.2%	11.5%	12.4%
% of all assessments that were assess and review (rolling 12 month period)	36	461	7.8%	33.2%	33.5%
% of terminated courses where treatment was abandoned or discontinued (rolling 12 month period)	38	235	16.2%	5.7%	7.2%
% of completed treatments indicating that PAR score was taken (year to date)	108	133	81.2%	57.4%	58.9%
Rate of removable appliances per 100 fixed appliances - proposed treatment (rolling 12 month period)	9	753	1.20	5.12	5.66
Rate of removable appliances per 100 fixed appliances - completed treatment (rolling 12 month period)	16	355	4.51	3.86	4.88
% of courses of treatment with removable appliances only - proposed treatment (rolling 12 month period)	0	387	0.0%	1.8%	2.1%
% of courses of treatment with removable appliances only - completed treatment (rolling 12 month period)	0	197	0.0%	1.6%	1.5%
% of patients satisfied with the treatment they have received (rolling 12 month period)	11	13	84.6%	96.0%	95.7%

\* Figures in italics indicate that the base number is less than 100.

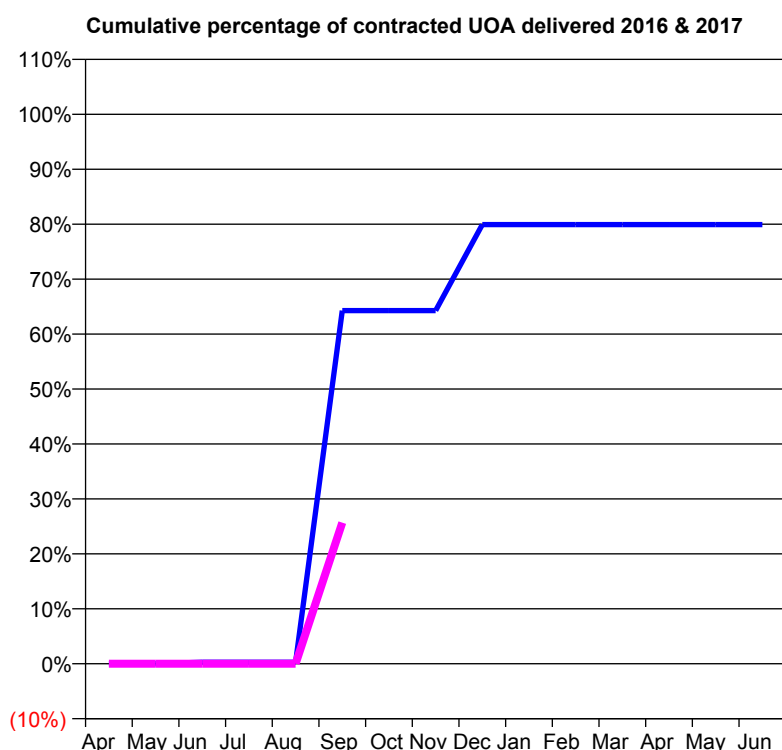
**Q64 - Vital Signs Orthodontic At a Glance Contract Report for 158542/0001 - September 2016**

Name or company name	Mr CS Lambert-Rose and Miss SL Watt
Contract type name	GDS Contract
Purpose of contract	General and Orthodontic
Contract start date	18/05/2012
Contract end date	

16/17 Contracted general activity (UDA)	775
Carry forward general activity (UDA)	0
16/17 Contracted orthodontic activity (UOA)	697
Carry forward orthodontic activity (UOA)	0
Baseline contract value	£66,850.79

**ACCESS**

	Contract	England and Wales
24 month ratio of assessments to patient IDs	1.02	1.10

**ACTIVITY**


Month	Adjusted Scheduled Activity (UOA)	
	2016	2017
April	0	0
May	0	0
June	2	0
July	2	0
August	2	0
September	448	179
October	448	
November	448	
December	557	
January	557	
February	557	
March	557	
April	557	
May	557	
June	557	

**QUALITY**

	Contract Quantity	Contract Base Number	Contract *	Region	England
% of all assessments that were assess and fit appliances (rolling 12 month period)	20	45	44.4%	55.3%	54.1%
% of all assessments that were assess and refuse (rolling 12 month period)	5	45	11.1%	11.5%	12.4%
% of all assessments that were assess and review (rolling 12 month period)	20	45	44.4%	33.2%	33.5%
% of terminated courses where treatment was abandoned or discontinued (rolling 12 month period)	2	25	8.0%	5.7%	7.2%
% of completed treatments indicating that PAR score was taken (year to date)	17	19	89.5%	57.4%	58.9%
Rate of removable appliances per 100 fixed appliances - proposed treatment (rolling 12 month period)	2	28	7.14	5.12	5.66
Rate of removable appliances per 100 fixed appliances - completed treatment (rolling 12 month period)	0	41	0.00	3.86	4.88
% of courses of treatment with removable appliances only - proposed treatment (rolling 12 month period)	2	20	10.0%	1.8%	2.1%
% of courses of treatment with removable appliances only - completed treatment (rolling 12 month period)	0	23	0.0%	1.6%	1.5%
% of patients satisfied with the treatment they have received (rolling 12 month period)	0	0	N/A	96.0%	95.7%

\* Figures in italics indicate that the base number is less than 100.

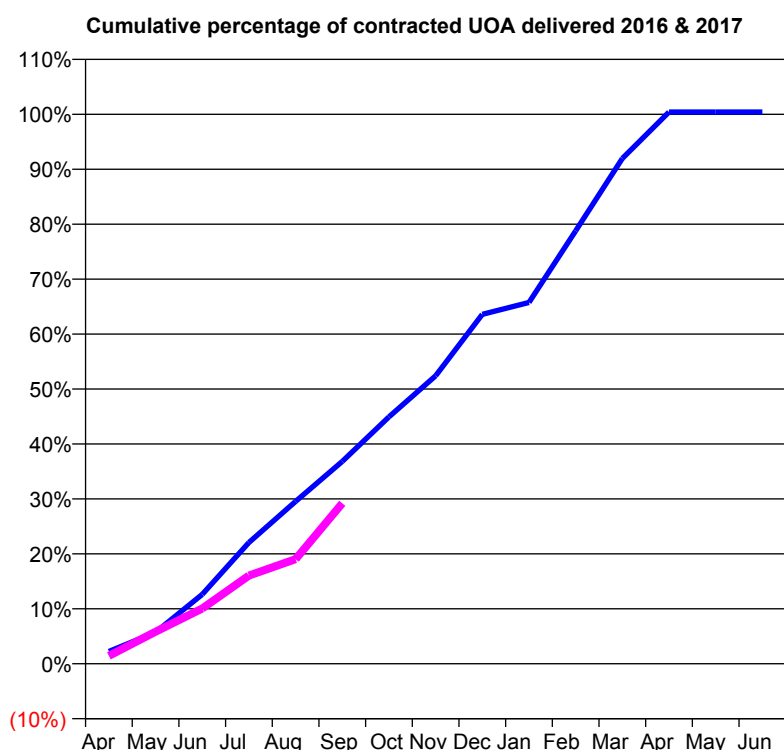
**Q64 - Vital Signs Orthodontic At a Glance Contract Report for 182591/0001 - September 2016**

Name or company name	Bath Orthodontics Ltd
Contract type name	PDS Contract
Purpose of contract	Orthodontic
Contract start date	01/05/2011
Contract end date	30/04/2021

16/17 Contracted general activity (UDA)	0
Carry forward general activity (UDA)	0
16/17 Contracted orthodontic activity (UOA)	8,057
Carry forward orthodontic activity (UOA)	0
Baseline contract value	£535,329.03

**ACCESS**

	Contract	England and Wales
24 month ratio of assessments to patient IDs	1.04	1.10

**ACTIVITY**


Month	Adjusted Scheduled Activity (UOA)	
	2016	2017
April	181	116
May	463	470
June	1,017	810
July	1,779	1,294
August	2,381	1,534
September	2,967	2,353
October	3,621	
November	4,223	
December	5,124	
January	5,298	
February	6,347	
March	7,409	
April	8,089	
May	8,089	
June	8,089	

**QUALITY**

	Contract Quantity	Contract Base Number	Contract *	Region	England
% of all assessments that were assess and fit appliances (rolling 12 month period)	340	845	40.2%	55.3%	54.1%
% of all assessments that were assess and refuse (rolling 12 month period)	72	845	8.5%	11.5%	12.4%
% of all assessments that were assess and review (rolling 12 month period)	433	845	51.2%	33.2%	33.5%
% of terminated courses where treatment was abandoned or discontinued (rolling 12 month period)	11	407	2.7%	5.7%	7.2%
% of completed treatments indicating that PAR score was taken (year to date)	13	189	6.9%	57.4%	58.9%
Rate of removable appliances per 100 fixed appliances - proposed treatment (rolling 12 month period)	12	655	1.83	5.12	5.66
Rate of removable appliances per 100 fixed appliances - completed treatment (rolling 12 month period)	11	777	1.42	3.86	4.88
% of courses of treatment with removable appliances only - proposed treatment (rolling 12 month period)	8	340	2.4%	1.8%	2.1%
% of courses of treatment with removable appliances only - completed treatment (rolling 12 month period)	4	396	1.0%	1.6%	1.5%
% of patients satisfied with the treatment they have received (rolling 12 month period)	9	10	90.0%	96.0%	95.7%

\* Figures in italics indicate that the base number is less than 100.

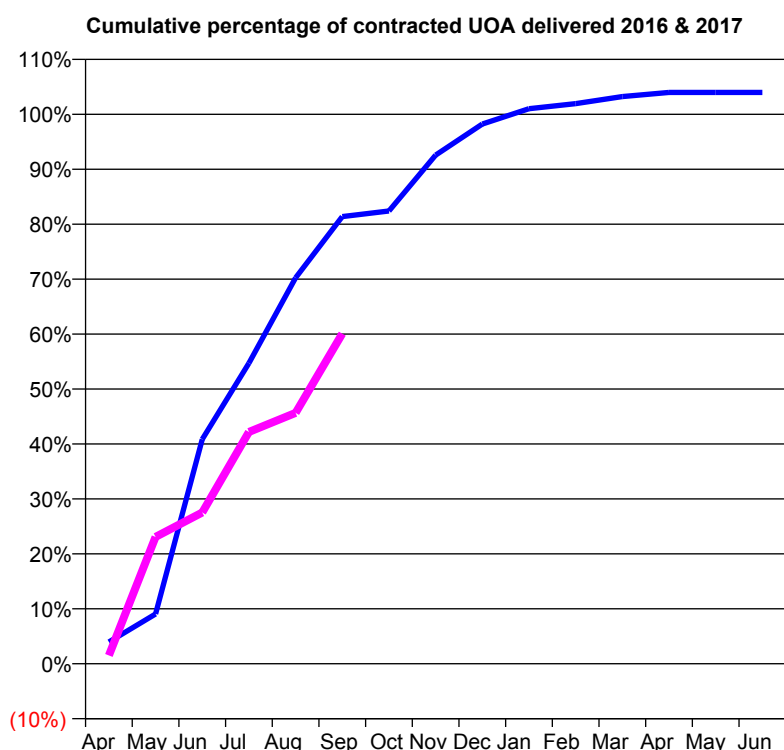
**Q64 - Vital Signs Orthodontic At a Glance Contract Report for 191221/0001 - September 2016**

Name or company name	Mid Wessex Orthodontic Clinic
Contract type name	GDS Contract
Purpose of contract	General and Orthodontic
Contract start date	01/03/2013
Contract end date	

16/17 Contracted general activity (UDA)	20
Carry forward general activity (UDA)	0
16/17 Contracted orthodontic activity (UOA)	4,126
Carry forward orthodontic activity (UOA)	0
Baseline contract value	£274,913.80

**ACCESS**

	Contract	England and Wales
24 month ratio of assessments to patient IDs	1.00	1.10

**ACTIVITY**


Month	Adjusted Scheduled Activity (UOA)	
	2016	2017
April	164	63
May	374	953
June	1,686	1,136
July	2,258	1,741
August	2,898	1,884
September	3,358	2,479
October	3,400	
November	3,819	
December	4,053	
January	4,168	
February	4,206	
March	4,259	
April	4,290	
May	4,290	
June	4,290	

**QUALITY**

	Contract Quantity	Contract Base Number	Contract *	Region	England
% of all assessments that were assess and fit appliances (rolling 12 month period)	136	754	18.0%	55.3%	54.1%
% of all assessments that were assess and refuse (rolling 12 month period)	87	754	11.5%	11.5%	12.4%
% of all assessments that were assess and review (rolling 12 month period)	531	754	70.4%	33.2%	33.5%
% of terminated courses where treatment was abandoned or discontinued (rolling 12 month period)	4	179	2.2%	5.7%	7.2%
% of completed treatments indicating that PAR score was taken (year to date)	92	94	97.9%	57.4%	58.9%
Rate of removable appliances per 100 fixed appliances - proposed treatment (rolling 12 month period)	15	257	5.84	5.12	5.66
Rate of removable appliances per 100 fixed appliances - completed treatment (rolling 12 month period)	6	338	1.78	3.86	4.88
% of courses of treatment with removable appliances only - proposed treatment (rolling 12 month period)	7	136	5.1%	1.8%	2.1%
% of courses of treatment with removable appliances only - completed treatment (rolling 12 month period)	5	175	2.9%	1.6%	1.5%
% of patients satisfied with the treatment they have received (rolling 12 month period)	5	5	100.0%	96.0%	95.7%

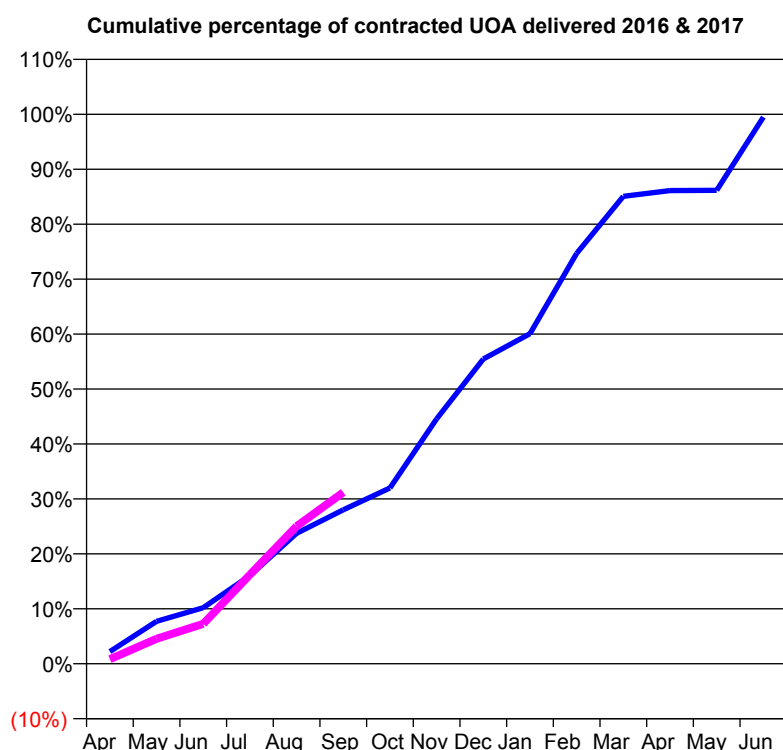
\* Figures in italics indicate that the base number is less than 100.

**Q64 - Vital Signs Orthodontic At a Glance Contract Report for 231401/0002 - September 2016**

Name or company name	MR JA DICKSON	16/17 Contracted general activity (UDA)	0
Contract type name	PDS Contract	Carry forward general activity (UDA)	0
Purpose of contract	Orthodontic	16/17 Contracted orthodontic activity (UOA)	2,040
Contract start date	01/04/2009	Carry forward orthodontic activity (UOA)	11
Contract end date	30/09/2018	Baseline contract value	£129,224.28

**ACCESS**

	Contract	England and Wales
24 month ratio of assessments to patient IDs	1.16	1.10

**ACTIVITY**


Month	Adjusted Scheduled Activity (UOA)	
	2016	2017
April	46	17
May	161	93
June	212	148
July	334	331
August	494	511
September	583	637
October	666	
November	928	
December	1,155	
January	1,251	
February	1,555	
March	1,771	
April	1,793	
May	1,794	
June	2,071	

**QUALITY**

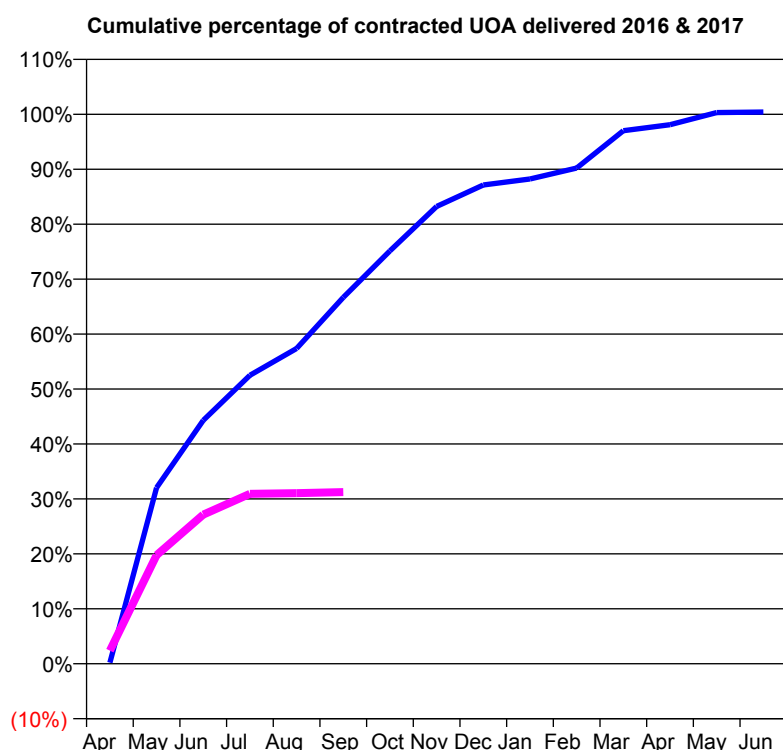
	Contract Quantity	Contract Base Number	Contract *	Region	England
% of all assessments that were assess and fit appliances (rolling 12 month period)	96	244	39.3%	55.3%	54.1%
% of all assessments that were assess and refuse (rolling 12 month period)	40	244	16.4%	11.5%	12.4%
% of all assessments that were assess and review (rolling 12 month period)	108	244	44.3%	33.2%	33.5%
% of terminated courses where treatment was abandoned or discontinued (rolling 12 month period)	10	77	13.0%	5.7%	7.2%
% of completed treatments indicating that PAR score was taken (year to date)	29	31	93.5%	57.4%	58.9%
Rate of removable appliances per 100 fixed appliances - proposed treatment (rolling 12 month period)	22	188	11.70	5.12	5.66
Rate of removable appliances per 100 fixed appliances - completed treatment (rolling 12 month period)	10	125	8.00	3.86	4.88
% of courses of treatment with removable appliances only - proposed treatment (rolling 12 month period)	0	96	0.0%	1.8%	2.1%
% of courses of treatment with removable appliances only - completed treatment (rolling 12 month period)	1	67	1.5%	1.6%	1.5%
% of patients satisfied with the treatment they have received (rolling 12 month period)	3	3	100.0%	96.0%	95.7%

\* Figures in italics indicate that the base number is less than 100.

**Q64 - Vital Signs Orthodontic At a Glance Contract Report for 233544/0001 - September 2016**

Name or company name	MR D LYONS	16/17 Contracted general activity (UDA)	1,909
Contract type name	GDS Contract	Carry forward general activity (UDA)	5
Purpose of contract	General and Orthodontic	16/17 Contracted orthodontic activity (UOA)	1,002
Contract start date	01/03/2008	Carry forward orthodontic activity (UOA)	0
Contract end date		Baseline contract value	£112,666.95

ACCESS	Contract	England and Wales
24 month ratio of assessments to patient IDs	1.05	1.10

**ACTIVITY**


Month	Adjusted Scheduled Activity (UOA)	
	2016	2017
April	2	24
May	321	198
June	444	272
July	526	310
August	575	311
September	668	313
October	753	
November	834	
December	873	
January	884	
February	904	
March	972	
April	983	
May	1,005	
June	1,006	

QUALITY	Contract Quantity	Contract Base Number	Contract *	Region	England
% of all assessments that were assess and fit appliances (rolling 12 month period)	25	186	13.4%	55.3%	54.1%
% of all assessments that were assess and refuse (rolling 12 month period)	112	186	60.2%	11.5%	12.4%
% of all assessments that were assess and review (rolling 12 month period)	49	186	26.3%	33.2%	33.5%
% of terminated courses where treatment was abandoned or discontinued (rolling 12 month period)	2	26	7.7%	5.7%	7.2%
% of completed treatments indicating that PAR score was taken (year to date)	4	8	50.0%	57.4%	58.9%
Rate of removable appliances per 100 fixed appliances - proposed treatment (rolling 12 month period)	2	41	4.88	5.12	5.66
Rate of removable appliances per 100 fixed appliances - completed treatment (rolling 12 month period)	1	39	2.56	3.86	4.88
% of courses of treatment with removable appliances only - proposed treatment (rolling 12 month period)	1	25	4.0%	1.8%	2.1%
% of courses of treatment with removable appliances only - completed treatment (rolling 12 month period)	1	24	4.2%	1.6%	1.5%
% of patients satisfied with the treatment they have received (rolling 12 month period)	1	1	100.0%	96.0%	95.7%

\* Figures in italics indicate that the base number is less than 100.



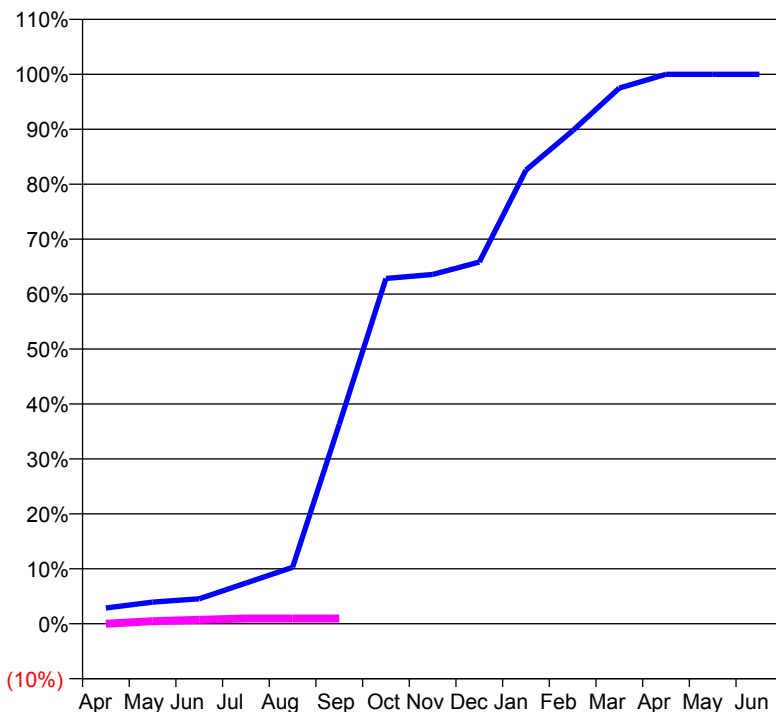
**Q64 - Vital Signs Orthodontic At a Glance Contract Report for 235997/0001 - September 2016**

Name or company name	MR MJ BASSETT-CROSS
Contract type name	GDS Contract
Purpose of contract	General and Orthodontic
Contract start date	01/04/2006
Contract end date	

16/17 Contracted general activity (UDA)	1,350
Carry forward general activity (UDA)	31
16/17 Contracted orthodontic activity (UOA)	837
Carry forward orthodontic activity (UOA)	0
Baseline contract value	£87,376.75

**ACCESS**

	Contract	England and Wales
24 month ratio of assessments to patient IDs	1.30	1.10

**ACTIVITY**
**Cumulative percentage of contracted UOA delivered 2016 & 2017**

**Adjusted Scheduled Activity (UOA)**

Month	2016	2017
April	24	0
May	33	4
June	38	6
July	62	8
August	86	8
September	304	8
October	526	
November	532	
December	551	
January	691	
February	751	
March	816	
April	837	
May	837	
June	837	

**QUALITY**

	Contract Quantity	Contract Base Number	Contract *	Region	England
% of all assessments that were assess and fit appliances (rolling 12 month period)	22	102	21.6%	55.3%	54.1%
% of all assessments that were assess and refuse (rolling 12 month period)	13	102	12.7%	11.5%	12.4%
% of all assessments that were assess and review (rolling 12 month period)	67	102	65.7%	33.2%	33.5%
% of terminated courses where treatment was abandoned or discontinued (rolling 12 month period)	2	35	5.7%	5.7%	7.2%
% of completed treatments indicating that PAR score was taken (year to date)	15	15	100.0%	57.4%	58.9%
Rate of removable appliances per 100 fixed appliances - proposed treatment (rolling 12 month period)	10	41	24.39	5.12	5.66
Rate of removable appliances per 100 fixed appliances - completed treatment (rolling 12 month period)	10	58	17.24	3.86	4.88
% of courses of treatment with removable appliances only - proposed treatment (rolling 12 month period)	1	22	4.5%	1.8%	2.1%
% of courses of treatment with removable appliances only - completed treatment (rolling 12 month period)	3	33	9.1%	1.6%	1.5%
% of patients satisfied with the treatment they have received (rolling 12 month period)	2	2	100.0%	96.0%	95.7%

\* Figures in italics indicate that the base number is less than 100.

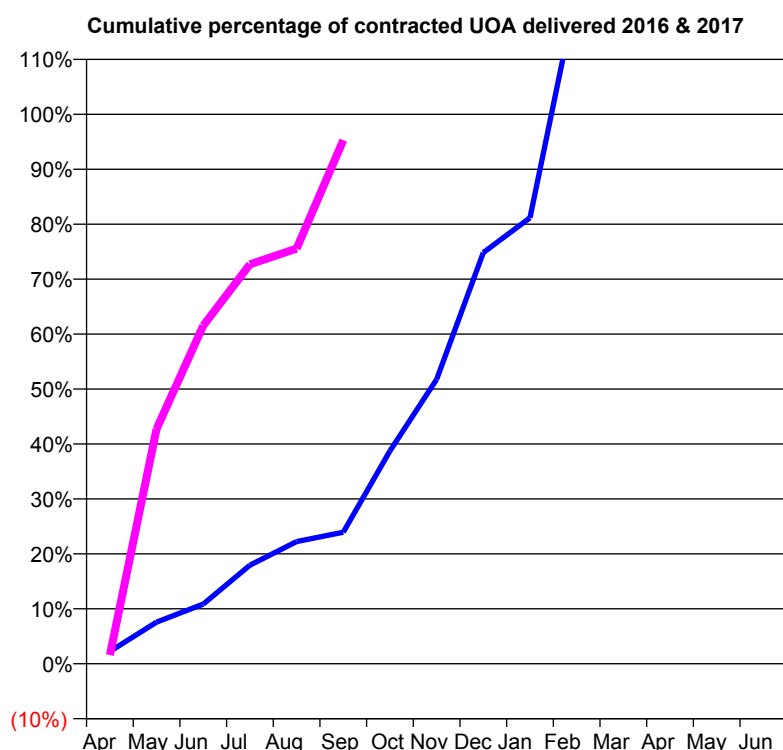
**Q64 - Vital Signs Orthodontic At a Glance Contract Report for 270563/0003 - September 2016**

Name or company name	MR RS DHARWAR
Contract type name	GDS Contract
Purpose of contract	General and Orthodontic
Contract start date	01/02/2014
Contract end date	

16/17 Contracted general activity (UDA)	19,451
Carry forward general activity (UDA)	-343
16/17 Contracted orthodontic activity (UOA)	1,502
Carry forward orthodontic activity (UOA)	0
Baseline contract value	£654,738.53

**ACCESS**

	Contract	England and Wales
24 month ratio of assessments to patient IDs	1.04	1.10

**ACTIVITY**


Month	Adjusted Scheduled Activity (UOA)	
	2016	2017
April	45	24
May	152	642
June	218	924
July	360	1,092
August	446	1,135
September	480	1,431
October	777	
November	1,038	
December	1,501	
January	1,628	
February	2,451	
March	2,934	
April	3,190	
May	3,254	
June	3,318	

**QUALITY**

	Contract Quantity	Contract Base Number	Contract *	Region	England
% of all assessments that were assess and fit appliances (rolling 12 month period)	205	239	85.8%	55.3%	54.1%
% of all assessments that were assess and refuse (rolling 12 month period)	11	239	4.6%	11.5%	12.4%
% of all assessments that were assess and review (rolling 12 month period)	23	239	9.6%	33.2%	33.5%
% of terminated courses where treatment was abandoned or discontinued (rolling 12 month period)	5	50	10.0%	5.7%	7.2%
% of completed treatments indicating that PAR score was taken (year to date)	0	17	0.0%	57.4%	58.9%
Rate of removable appliances per 100 fixed appliances - proposed treatment (rolling 12 month period)	9	266	3.38	5.12	5.66
Rate of removable appliances per 100 fixed appliances - completed treatment (rolling 12 month period)	2	83	2.41	3.86	4.88
% of courses of treatment with removable appliances only - proposed treatment (rolling 12 month period)	7	205	3.4%	1.8%	2.1%
% of courses of treatment with removable appliances only - completed treatment (rolling 12 month period)	2	45	4.4%	1.6%	1.5%
% of patients satisfied with the treatment they have received (rolling 12 month period)	8	9	88.9%	96.0%	95.7%

\* Figures in italics indicate that the base number is less than 100.

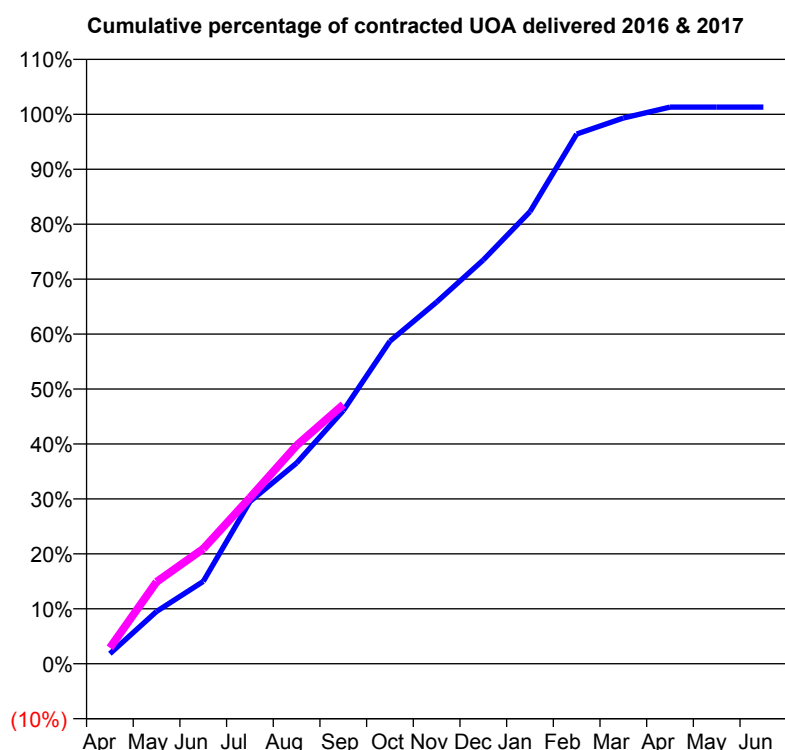
**Q64 - Vital Signs Orthodontic At a Glance Contract Report for 333956/0001 - September 2016**

Name or company name	MR JJ KERRIGAN
Contract type name	PDS Contract
Purpose of contract	Orthodontic
Contract start date	01/04/2006
Contract end date	31/03/2021

16/17 Contracted general activity (UDA)	0
Carry forward general activity (UDA)	0
16/17 Contracted orthodontic activity (UOA)	3,838
Carry forward orthodontic activity (UOA)	0
Baseline contract value	£259,506.68

**ACCESS**

	Contract	England and Wales
24 month ratio of assessments to patient IDs	1.02	1.10

**ACTIVITY**


Month	Adjusted Scheduled Activity (UOA)	
	2016	2017
April	70	111
May	366	572
June	575	803
July	1,133	1,160
August	1,402	1,525
September	1,768	1,810
October	2,253	
November	2,526	
December	2,821	
January	3,158	
February	3,700	
March	3,812	
April	3,888	
May	3,888	
June	3,888	

**QUALITY**

	Contract Quantity	Contract Base Number	Contract *	Region	England
% of all assessments that were assess and fit appliances (rolling 12 month period)	177	439	40.3%	55.3%	54.1%
% of all assessments that were assess and refuse (rolling 12 month period)	59	439	13.4%	11.5%	12.4%
% of all assessments that were assess and review (rolling 12 month period)	203	439	46.2%	33.2%	33.5%
% of terminated courses where treatment was abandoned or discontinued (rolling 12 month period)	17	139	12.2%	5.7%	7.2%
% of completed treatments indicating that PAR score was taken (year to date)	42	48	87.5%	57.4%	58.9%
Rate of removable appliances per 100 fixed appliances - proposed treatment (rolling 12 month period)	9	346	2.60	5.12	5.66
Rate of removable appliances per 100 fixed appliances - completed treatment (rolling 12 month period)	9	232	3.88	3.86	4.88
% of courses of treatment with removable appliances only - proposed treatment (rolling 12 month period)	4	177	2.3%	1.8%	2.1%
% of courses of treatment with removable appliances only - completed treatment (rolling 12 month period)	5	122	4.1%	1.6%	1.5%
% of patients satisfied with the treatment they have received (rolling 12 month period)	3	3	100.0%	96.0%	95.7%

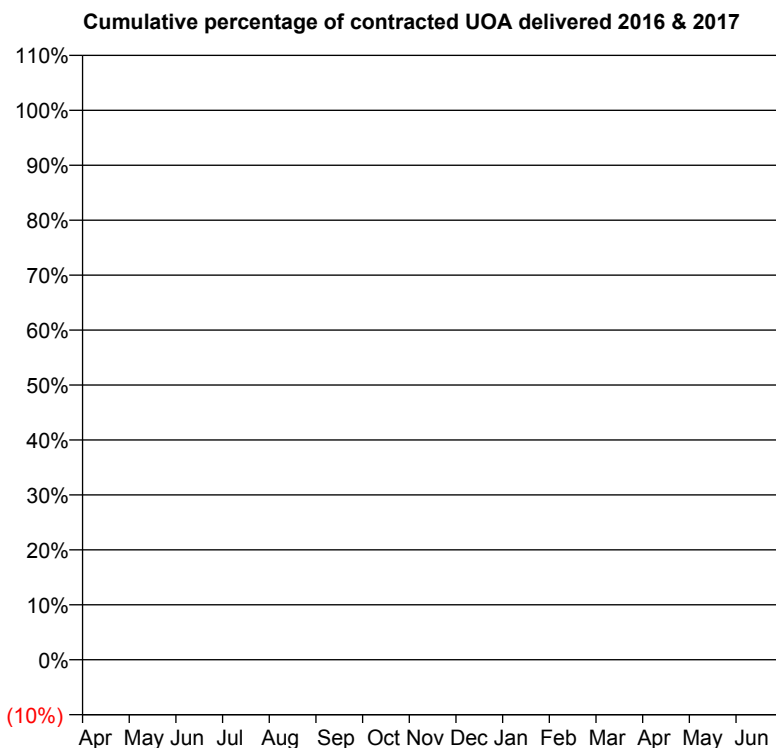
\* Figures in italics indicate that the base number is less than 100.

**Q64 - Vital Signs Orthodontic At a Glance Contract Report for 559598/0001 - September 2016**

Name or company name	MISS RA EVANS	16/17 Contracted general activity (UDA)	1,000
Contract type name	GDS Contract	Carry forward general activity (UDA)	0
Purpose of contract	General	16/17 Contracted orthodontic activity (UOA)	0
Contract start date	01/04/2006	Carry forward orthodontic activity (UOA)	0
Contract end date		Baseline contract value	£26,414.59

**ACCESS**

	Contract	England and Wales
24 month ratio of assessments to patient IDs	1.00	1.10

**ACTIVITY**


Month	Adjusted Scheduled Activity (UOA)	
	2016	2017
April	0	1
May	0	1
June	0	1
July	0	2
August	1	2
September	1	2
October	1	
November	1	
December	1	
January	1	
February	1	
March	1	
April	1	
May	1	
June	1	

**QUALITY**

	Contract Quantity	Contract Base Number	Contract *	Region	England
% of all assessments that were assess and fit appliances (rolling 12 month period)	0	2	0.0%	55.3%	54.1%
% of all assessments that were assess and refuse (rolling 12 month period)	0	2	0.0%	11.5%	12.4%
% of all assessments that were assess and review (rolling 12 month period)	2	2	100.0%	33.2%	33.5%
% of terminated courses where treatment was abandoned or discontinued (rolling 12 month period)	0	0	N/A	5.7%	7.2%
% of completed treatments indicating that PAR score was taken (year to date)	0	0	N/A	57.4%	58.9%
Rate of removable appliances per 100 fixed appliances - proposed treatment (rolling 12 month period)	0	0	N/A	5.12	5.66
Rate of removable appliances per 100 fixed appliances - completed treatment (rolling 12 month period)	0	0	N/A	3.86	4.88
% of courses of treatment with removable appliances only - proposed treatment (rolling 12 month period)	0	0	N/A	1.8%	2.1%
% of courses of treatment with removable appliances only - completed treatment (rolling 12 month period)	0	0	N/A	1.6%	1.5%
% of patients satisfied with the treatment they have received (rolling 12 month period)	0	0	N/A	96.0%	95.7%

\* Figures in italics indicate that the base number is less than 100.

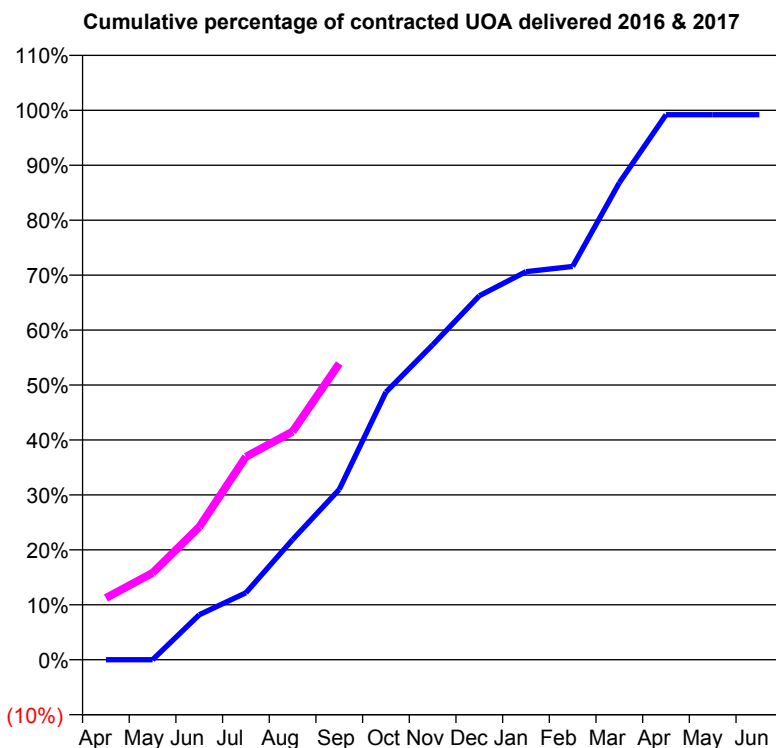
**Q64 - Vital Signs Orthodontic At a Glance Contract Report for 559598/0002 - September 2016**

Name or company name	MISS RA EVANS
Contract type name	GDS Contract
Purpose of contract	Orthodontic
Contract start date	01/04/2006
Contract end date	

16/17 Contracted general activity (UDA)	0
Carry forward general activity (UDA)	0
16/17 Contracted orthodontic activity (UOA)	525
Carry forward orthodontic activity (UOA)	4
Baseline contract value	£34,044.29

**ACCESS**

	Contract	England and Wales
24 month ratio of assessments to patient IDs	1.21	1.10

**ACTIVITY**


Month	Adjusted Scheduled Activity (UOA)	
	2016	2017
April	0	59
May	0	83
June	43	127
July	64	194
August	115	218
September	163	283
October	256	
November	301	
December	348	
January	371	
February	376	
March	456	
April	521	
May	521	
June	521	

**QUALITY**

	Contract Quantity	Contract Base Number	Contract *	Region	England
% of all assessments that were assess and fit appliances (rolling 12 month period)	29	80	36.3%	55.3%	54.1%
% of all assessments that were assess and refuse (rolling 12 month period)	0	80	0.0%	11.5%	12.4%
% of all assessments that were assess and review (rolling 12 month period)	51	80	63.7%	33.2%	33.5%
% of terminated courses where treatment was abandoned or discontinued (rolling 12 month period)	0	1	0.0%	5.7%	7.2%
% of completed treatments indicating that PAR score was taken (year to date)	0	0	N/A	57.4%	58.9%
Rate of removable appliances per 100 fixed appliances - proposed treatment (rolling 12 month period)	0	0	N/A	5.12	5.66
Rate of removable appliances per 100 fixed appliances - completed treatment (rolling 12 month period)	0	0	N/A	3.86	4.88
% of courses of treatment with removable appliances only - proposed treatment (rolling 12 month period)	0	29	0.0%	1.8%	2.1%
% of courses of treatment with removable appliances only - completed treatment (rolling 12 month period)	0	1	0.0%	1.6%	1.5%
% of patients satisfied with the treatment they have received (rolling 12 month period)	3	3	100.0%	96.0%	95.7%

\* Figures in italics indicate that the base number is less than 100.

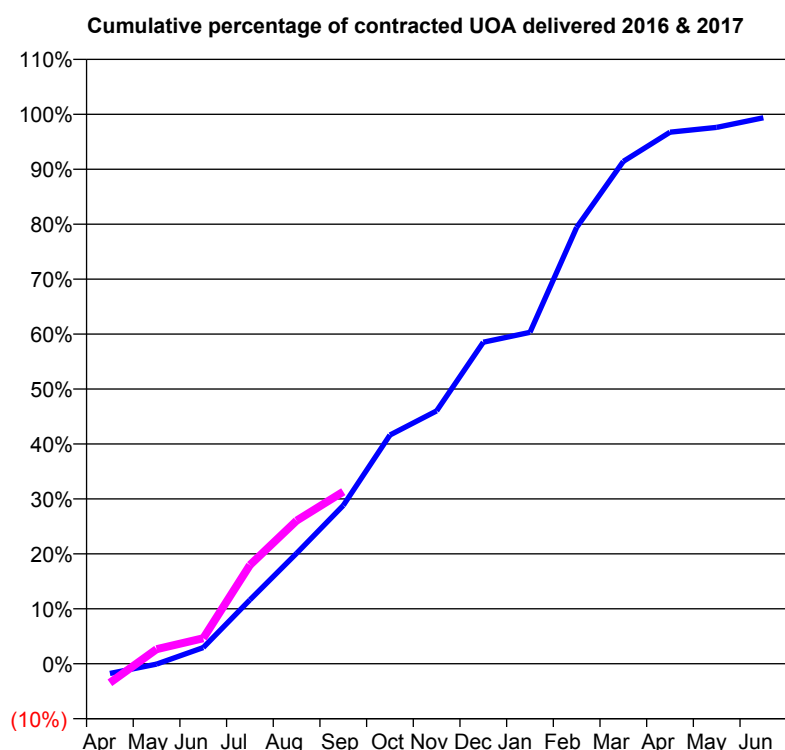
**Q64 - Vital Signs Orthodontic At a Glance Contract Report for 652563/0003 - September 2016**

Name or company name	MRS CL MATHEWS
Contract type name	PDS Contract
Purpose of contract	Orthodontic
Contract start date	01/07/2009
Contract end date	30/09/2018

16/17 Contracted general activity (UDA)	0
Carry forward general activity (UDA)	0
16/17 Contracted orthodontic activity (UOA)	2,410
Carry forward orthodontic activity (UOA)	84
Baseline contract value	£152,638.55

**ACCESS**

	Contract	England and Wales
24 month ratio of assessments to patient IDs	1.10	1.10

**ACTIVITY**


Month	Adjusted Scheduled Activity (UOA)	
	2016	2017
April	-43	-84
May	-2	64
June	71	112
July	281	433
August	485	628
September	694	755
October	1,003	
November	1,109	
December	1,410	
January	1,454	
February	1,914	
March	2,204	
April	2,332	
May	2,353	
June	2,395	

**QUALITY**

	Contract Quantity	Contract Base Number	Contract *	Region	England
% of all assessments that were assess and fit appliances (rolling 12 month period)	120	186	64.5%	55.3%	54.1%
% of all assessments that were assess and refuse (rolling 12 month period)	21	186	11.3%	11.5%	12.4%
% of all assessments that were assess and review (rolling 12 month period)	45	186	24.2%	33.2%	33.5%
% of terminated courses where treatment was abandoned or discontinued (rolling 12 month period)	4	72	5.6%	5.7%	7.2%
% of completed treatments indicating that PAR score was taken (year to date)	18	43	41.9%	57.4%	58.9%
Rate of removable appliances per 100 fixed appliances - proposed treatment (rolling 12 month period)	24	231	10.39	5.12	5.66
Rate of removable appliances per 100 fixed appliances - completed treatment (rolling 12 month period)	11	128	8.59	3.86	4.88
% of courses of treatment with removable appliances only - proposed treatment (rolling 12 month period)	4	120	3.3%	1.8%	2.1%
% of courses of treatment with removable appliances only - completed treatment (rolling 12 month period)	0	68	0.0%	1.6%	1.5%
% of patients satisfied with the treatment they have received (rolling 12 month period)	3	3	100.0%	96.0%	95.7%

\* Figures in italics indicate that the base number is less than 100.

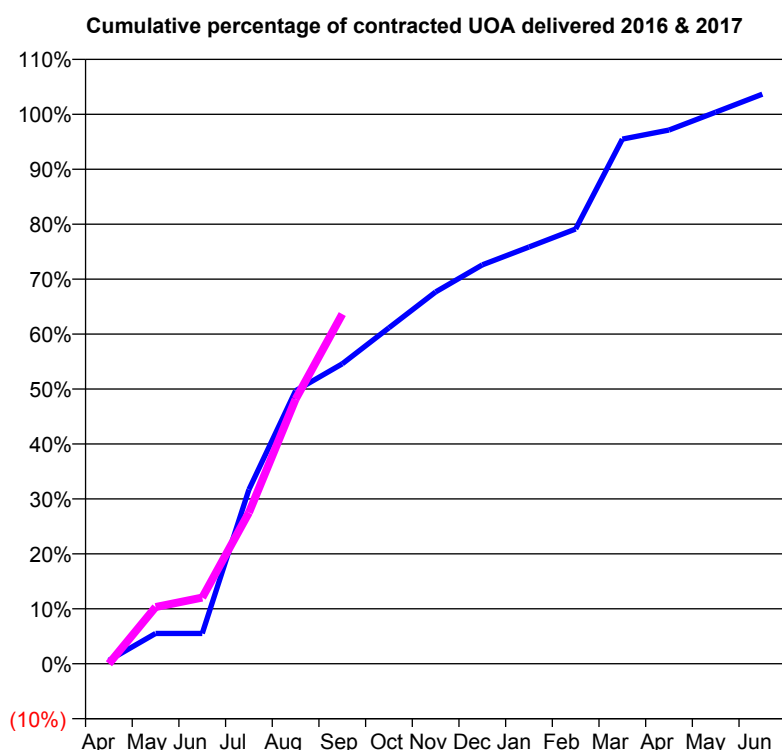
**Q64 - Vital Signs Orthodontic At a Glance Contract Report for 731633/0001 - September 2016**

Name or company name	MR PJ COOKE
Contract type name	GDS Contract
Purpose of contract	General and Orthodontic
Contract start date	01/04/2006
Contract end date	

16/17 Contracted general activity (UDA)	1,285
Carry forward general activity (UDA)	-5
16/17 Contracted orthodontic activity (UOA)	1,221
Carry forward orthodontic activity (UOA)	0
Baseline contract value	£106,923.69

**ACCESS**

	Contract	England and Wales
24 month ratio of assessments to patient IDs	1.04	1.10

**ACTIVITY**


Month	Adjusted Scheduled Activity (UOA)	
	2016	2017
April	8	0
May	71	126
June	71	147
July	407	336
August	638	588
September	701	777
October	785	
November	869	
December	932	
January	974	
February	1,016	
March	1,226	
April	1,247	
May	1,289	
June	1,331	

**QUALITY**

	Contract Quantity	Contract Base Number	Contract *	Region	England
% of all assessments that were assess and fit appliances (rolling 12 month period)	71	71	100.0%	55.3%	54.1%
% of all assessments that were assess and refuse (rolling 12 month period)	0	71	0.0%	11.5%	12.4%
% of all assessments that were assess and review (rolling 12 month period)	0	71	0.0%	33.2%	33.5%
% of terminated courses where treatment was abandoned or discontinued (rolling 12 month period)	1	64	1.6%	5.7%	7.2%
% of completed treatments indicating that PAR score was taken (year to date)	2	25	8.0%	57.4%	58.9%
Rate of removable appliances per 100 fixed appliances - proposed treatment (rolling 12 month period)	0	0	N/A	5.12	5.66
Rate of removable appliances per 100 fixed appliances - completed treatment (rolling 12 month period)	0	0	N/A	3.86	4.88
% of courses of treatment with removable appliances only - proposed treatment (rolling 12 month period)	0	71	0.0%	1.8%	2.1%
% of courses of treatment with removable appliances only - completed treatment (rolling 12 month period)	0	63	0.0%	1.6%	1.5%
% of patients satisfied with the treatment they have received (rolling 12 month period)	2	2	100.0%	96.0%	95.7%

\* Figures in italics indicate that the base number is less than 100.

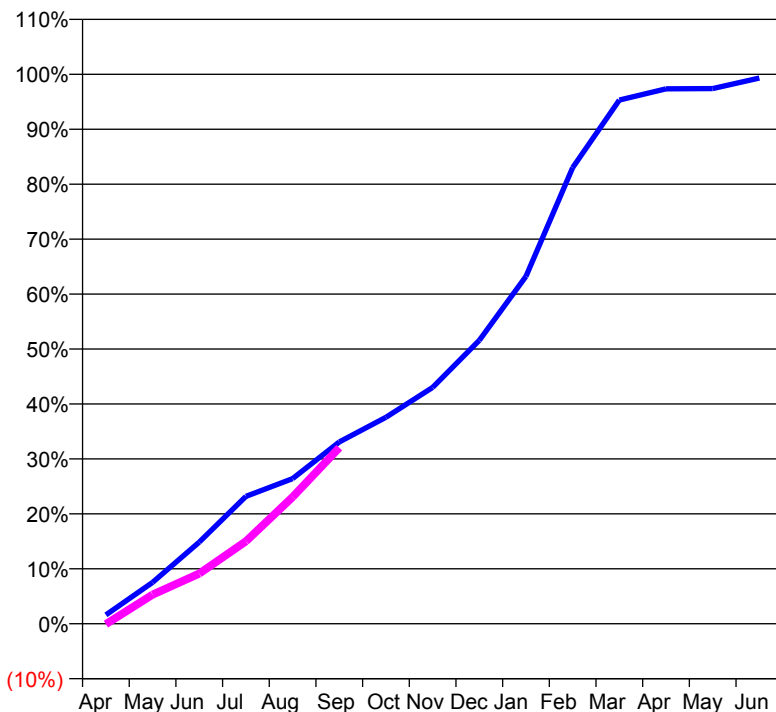
**Q64 - Vital Signs Orthodontic At a Glance Contract Report for 748544/0001 - September 2016**

Name or company name	MRS AJ FERRIS
Contract type name	PDS Contract
Purpose of contract	Orthodontic
Contract start date	01/04/2006
Contract end date	30/09/2018

16/17 Contracted general activity (UDA)	0
Carry forward general activity (UDA)	0
16/17 Contracted orthodontic activity (UOA)	2,370
Carry forward orthodontic activity (UOA)	16
Baseline contract value	£150,106.45

**ACCESS**

	Contract	England and Wales
24 month ratio of assessments to patient IDs	1.32	1.10

**ACTIVITY**
**Cumulative percentage of contracted UOA delivered 2016 & 2017**

**Adjusted Scheduled Activity (UOA)**

Month	2016	2017
April	38	-2
May	179	126
June	352	217
July	550	356
August	626	547
September	784	760
October	890	-
November	1,019	-
December	1,222	-
January	1,498	-
February	1,967	-
March	2,259	-
April	2,307	-
May	2,308	-
June	2,354	-

**QUALITY**

	Contract Quantity	Contract Base Number	Contract *	Region	England
% of all assessments that were assess and fit appliances (rolling 12 month period)	107	252	42.5%	55.3%	54.1%
% of all assessments that were assess and refuse (rolling 12 month period)	29	252	11.5%	11.5%	12.4%
% of all assessments that were assess and review (rolling 12 month period)	116	252	46.0%	33.2%	33.5%
% of terminated courses where treatment was abandoned or discontinued (rolling 12 month period)	4	89	4.5%	5.7%	7.2%
% of completed treatments indicating that PAR score was taken (year to date)	40	43	93.0%	57.4%	58.9%
Rate of removable appliances per 100 fixed appliances - proposed treatment (rolling 12 month period)	14	205	6.83	5.12	5.66
Rate of removable appliances per 100 fixed appliances - completed treatment (rolling 12 month period)	20	159	12.58	3.86	4.88
% of courses of treatment with removable appliances only - proposed treatment (rolling 12 month period)	4	107	3.7%	1.8%	2.1%
% of courses of treatment with removable appliances only - completed treatment (rolling 12 month period)	4	85	4.7%	1.6%	1.5%
% of patients satisfied with the treatment they have received (rolling 12 month period)	1	1	100.0%	96.0%	95.7%

\* Figures in italics indicate that the base number is less than 100.



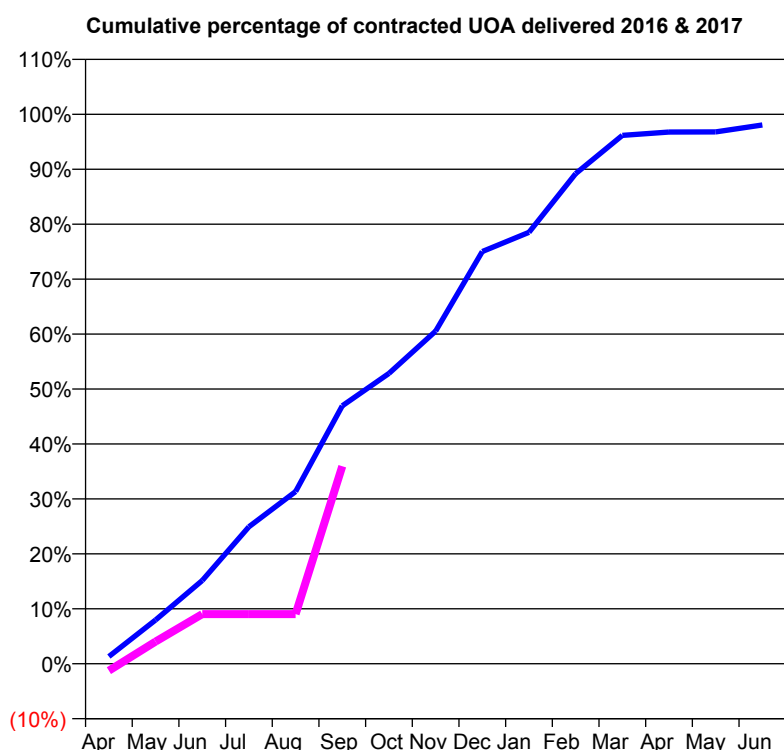
**Q64 - Vital Signs Orthodontic At a Glance Contract Report for 755680/0001 - September 2016**

Name or company name	MRS MJ ELSEY
Contract type name	PDS Contract
Purpose of contract	Orthodontic
Contract start date	01/04/2006
Contract end date	30/09/2018

16/17 Contracted general activity (UDA)	0
Carry forward general activity (UDA)	0
16/17 Contracted orthodontic activity (UOA)	3,458
Carry forward orthodontic activity (UOA)	79
Baseline contract value	£219,008.10

**ACCESS**

	Contract	England and Wales
24 month ratio of assessments to patient IDs	1.22	1.10

**ACTIVITY**


Month	Adjusted Scheduled Activity (UOA)	
	2016	2017
April	46	-44
May	276	140
June	524	313
July	862	313
August	1,084	313
September	1,623	1,243
October	1,827	
November	2,093	
December	2,594	
January	2,715	
February	3,084	
March	3,325	
April	3,346	
May	3,347	
June	3,391	

**QUALITY**

	Contract Quantity	Contract Base Number	Contract *	Region	England
% of all assessments that were assess and fit appliances (rolling 12 month period)	139	426	32.6%	55.3%	54.1%
% of all assessments that were assess and refuse (rolling 12 month period)	35	426	8.2%	11.5%	12.4%
% of all assessments that were assess and review (rolling 12 month period)	252	426	59.2%	33.2%	33.5%
% of terminated courses where treatment was abandoned or discontinued (rolling 12 month period)	13	126	10.3%	5.7%	7.2%
% of completed treatments indicating that PAR score was taken (year to date)	36	48	75.0%	57.4%	58.9%
Rate of removable appliances per 100 fixed appliances - proposed treatment (rolling 12 month period)	9	188	4.79	5.12	5.66
Rate of removable appliances per 100 fixed appliances - completed treatment (rolling 12 month period)	0	27	0.00	3.86	4.88
% of courses of treatment with removable appliances only - proposed treatment (rolling 12 month period)	8	139	5.8%	1.8%	2.1%
% of courses of treatment with removable appliances only - completed treatment (rolling 12 month period)	0	113	0.0%	1.6%	1.5%
% of patients satisfied with the treatment they have received (rolling 12 month period)	3	3	100.0%	96.0%	95.7%

\* Figures in italics indicate that the base number is less than 100.

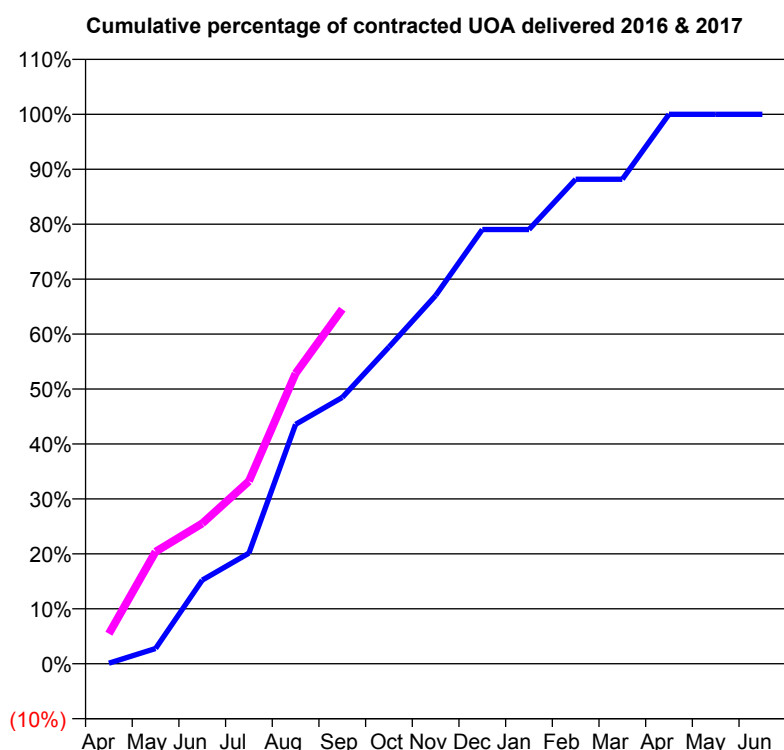
**Q64 - Vital Signs Orthodontic At a Glance Contract Report for 774812/0002 - September 2016**

Name or company name	MR DI PEARCE
Contract type name	PDS Contract
Purpose of contract	Orthodontic
Contract start date	01/04/2012
Contract end date	31/03/2017

16/17 Contracted general activity (UDA)	0
Carry forward general activity (UDA)	0
16/17 Contracted orthodontic activity (UOA)	897
Carry forward orthodontic activity (UOA)	0
Baseline contract value	£55,337.63

**ACCESS**

	Contract	England and Wales
24 month ratio of assessments to patient IDs	1.13	1.10

**ACTIVITY**


Month	Adjusted Scheduled Activity (UOA)	
	2016	2017
April	1	49
May	26	183
June	143	229
July	189	298
August	409	474
September	455	579
October	541	
November	629	
December	742	
January	742	
February	828	
March	828	
April	939	
May	939	
June	939	

**QUALITY**

	Contract Quantity	Contract Base Number	Contract *	Region	England
% of all assessments that were assess and fit appliances (rolling 12 month period)	50	96	52.1%	55.3%	54.1%
% of all assessments that were assess and refuse (rolling 12 month period)	18	96	18.8%	11.5%	12.4%
% of all assessments that were assess and review (rolling 12 month period)	28	96	29.2%	33.2%	33.5%
% of terminated courses where treatment was abandoned or discontinued (rolling 12 month period)	1	5	20.0%	5.7%	7.2%
% of completed treatments indicating that PAR score was taken (year to date)	0	0	N/A	57.4%	58.9%
Rate of removable appliances per 100 fixed appliances - proposed treatment (rolling 12 month period)	12	76	15.79	5.12	5.66
Rate of removable appliances per 100 fixed appliances - completed treatment (rolling 12 month period)	2	7	28.57	3.86	4.88
% of courses of treatment with removable appliances only - proposed treatment (rolling 12 month period)	3	50	6.0%	1.8%	2.1%
% of courses of treatment with removable appliances only - completed treatment (rolling 12 month period)	0	4	0.0%	1.6%	1.5%
% of patients satisfied with the treatment they have received (rolling 12 month period)	2	2	100.0%	96.0%	95.7%

\* Figures in italics indicate that the base number is less than 100.

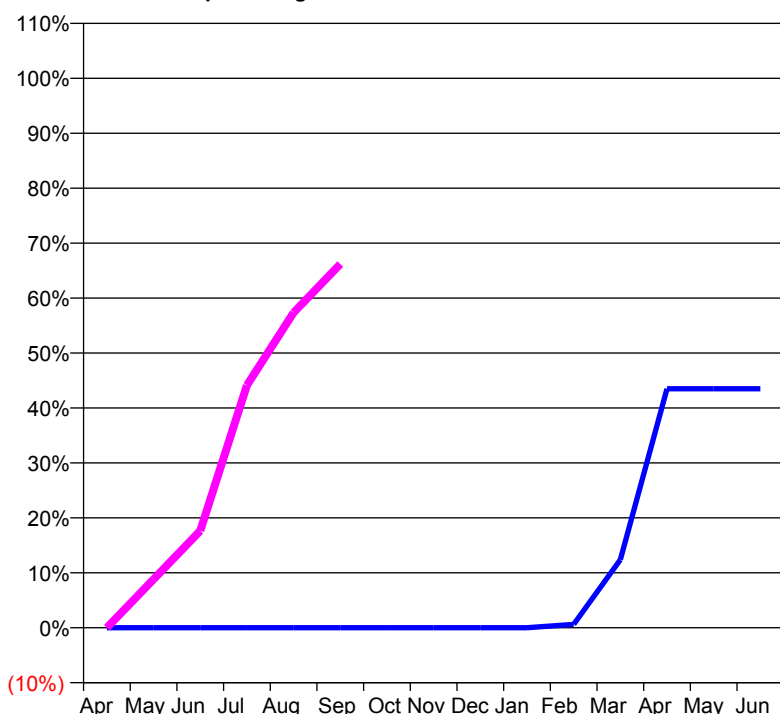
**Q64 - Vital Signs Orthodontic At a Glance Contract Report for 817953/0001 - September 2016**

Name or company name	MR CR BORLAND
Contract type name	PDS Contract
Purpose of contract	Orthodontic
Contract start date	06/10/2008
Contract end date	31/03/2017

16/17 Contracted general activity (UDA)	0
Carry forward general activity (UDA)	0
16/17 Contracted orthodontic activity (UOA)	476
Carry forward orthodontic activity (UOA)	0
Baseline contract value	£31,429.35

**ACCESS**

	Contract	England and Wales
24 month ratio of assessments to patient IDs	1.02	1.10

**ACTIVITY**
**Cumulative percentage of contracted UOA delivered 2016 & 2017**

**Adjusted Scheduled Activity (UOA)**

Month	2016	2017
April	0	0
May	0	42
June	0	84
July	0	210
August	0	273
September	0	315
October	0	
November	0	
December	0	
January	0	
February	3	
March	59	
April	207	
May	207	
June	207	

**QUALITY**

	Contract Quantity	Contract Base Number	Contract *	Region	England
% of all assessments that were assess and fit appliances (rolling 12 month period)	26	44	59.1%	55.3%	54.1%
% of all assessments that were assess and refuse (rolling 12 month period)	16	44	36.4%	11.5%	12.4%
% of all assessments that were assess and review (rolling 12 month period)	2	44	4.5%	33.2%	33.5%
% of terminated courses where treatment was abandoned or discontinued (rolling 12 month period)	5	20	25.0%	5.7%	7.2%
% of completed treatments indicating that PAR score was taken (year to date)	0	14	0.0%	57.4%	58.9%
Rate of removable appliances per 100 fixed appliances - proposed treatment (rolling 12 month period)	1	50	2.00	5.12	5.66
Rate of removable appliances per 100 fixed appliances - completed treatment (rolling 12 month period)	1	22	4.55	3.86	4.88
% of courses of treatment with removable appliances only - proposed treatment (rolling 12 month period)	1	26	3.8%	1.8%	2.1%
% of courses of treatment with removable appliances only - completed treatment (rolling 12 month period)	0	15	0.0%	1.6%	1.5%
% of patients satisfied with the treatment they have received (rolling 12 month period)	0	0	N/A	96.0%	95.7%

\* Figures in italics indicate that the base number is less than 100.

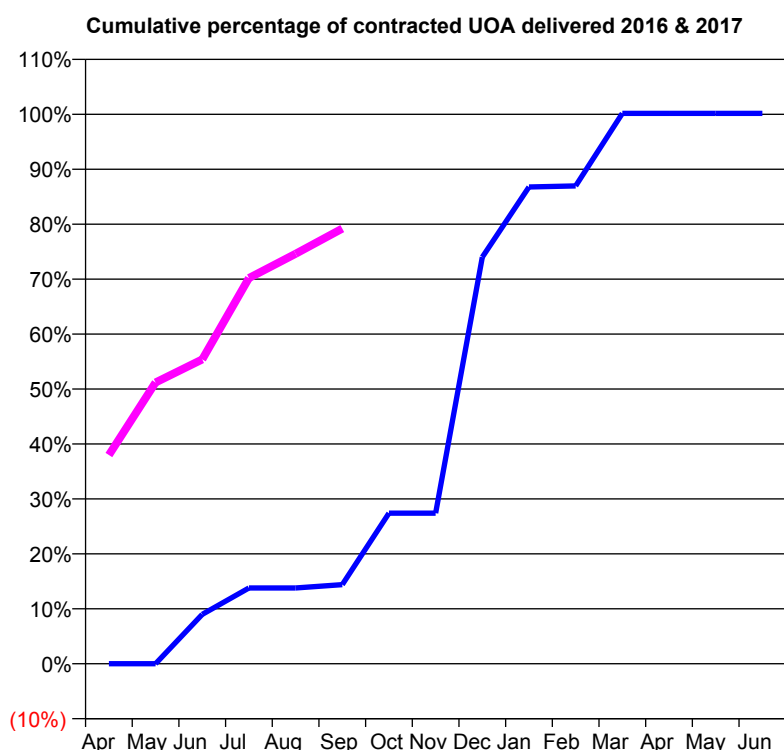
**Q64 - Vital Signs Orthodontic At a Glance Contract Report for 820059/0001 - September 2016**

Name or company name	MR AJ SMITH
Contract type name	PDS Contract
Purpose of contract	General and Orthodontic
Contract start date	01/04/2006
Contract end date	31/03/2017

16/17 Contracted general activity (UDA)	800
Carry forward general activity (UDA)	-1
16/17 Contracted orthodontic activity (UOA)	500
Carry forward orthodontic activity (UOA)	0
Baseline contract value	£59,188.00

**ACCESS**

	Contract	England and Wales
24 month ratio of assessments to patient IDs	1.16	1.10

**ACTIVITY**


Month	Adjusted Scheduled Activity (UOA)	
	2016	2017
April	0	190
May	0	256
June	45	277
July	69	351
August	69	373
September	72	396
October	137	
November	137	
December	370	
January	434	
February	435	
March	501	
April	501	
May	501	
June	501	

**QUALITY**

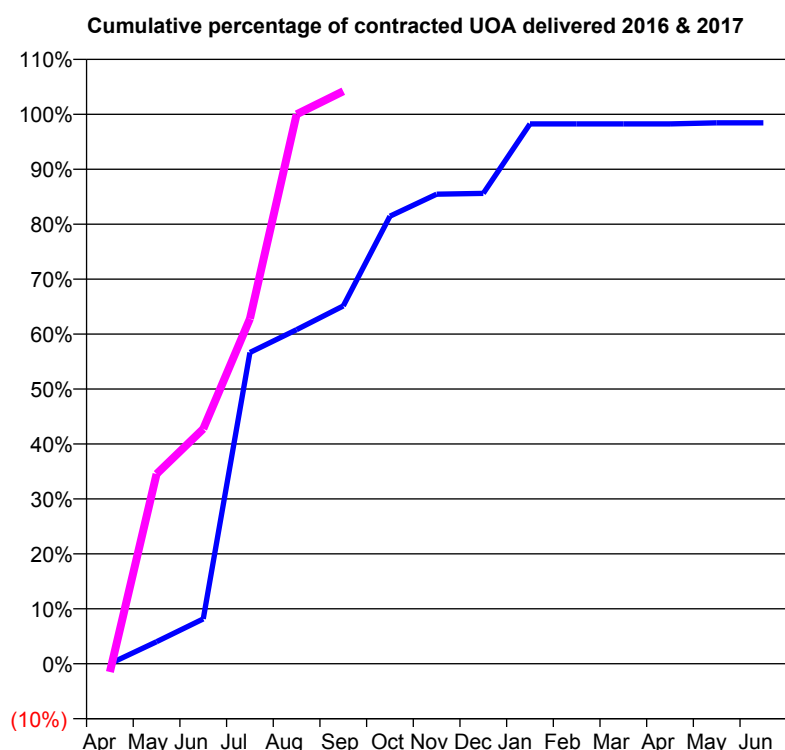
	Contract Quantity	Contract Base Number	Contract *	Region	England
% of all assessments that were assess and fit appliances (rolling 12 month period)	42	68	61.8%	55.3%	54.1%
% of all assessments that were assess and refuse (rolling 12 month period)	6	68	8.8%	11.5%	12.4%
% of all assessments that were assess and review (rolling 12 month period)	20	68	29.4%	33.2%	33.5%
% of terminated courses where treatment was abandoned or discontinued (rolling 12 month period)	0	0	N/A	5.7%	7.2%
% of completed treatments indicating that PAR score was taken (year to date)	0	0	N/A	57.4%	58.9%
Rate of removable appliances per 100 fixed appliances - proposed treatment (rolling 12 month period)	0	0	N/A	5.12	5.66
Rate of removable appliances per 100 fixed appliances - completed treatment (rolling 12 month period)	0	0	N/A	3.86	4.88
% of courses of treatment with removable appliances only - proposed treatment (rolling 12 month period)	0	42	0.0%	1.8%	2.1%
% of courses of treatment with removable appliances only - completed treatment (rolling 12 month period)	0	0	N/A	1.6%	1.5%
% of patients satisfied with the treatment they have received (rolling 12 month period)	8	8	100.0%	96.0%	95.7%

\* Figures in italics indicate that the base number is less than 100.

**Q64 - Vital Signs Orthodontic At a Glance Contract Report for 839329/0002 - September 2016**

Name or company name	MR SJ MCELROY	16/17 Contracted general activity (UDA)	0
Contract type name	PDS Contract	Carry forward general activity (UDA)	0
Purpose of contract	Orthodontic	16/17 Contracted orthodontic activity (UOA)	524
Contract start date	01/04/2006	Carry forward orthodontic activity (UOA)	8
Contract end date	30/09/2018	Baseline contract value	£33,161.41

ACCESS	Contract	England and Wales
24 month ratio of assessments to patient IDs	1.11	1.10

**ACTIVITY**


Month	Adjusted Scheduled Activity (UOA)	
	2016	2017
April	0	-8
May	21	181
June	43	224
July	297	329
August	319	524
September	341	546
October	427	
November	448	
December	449	
January	515	
February	515	
March	515	
April	515	
May	516	
June	516	

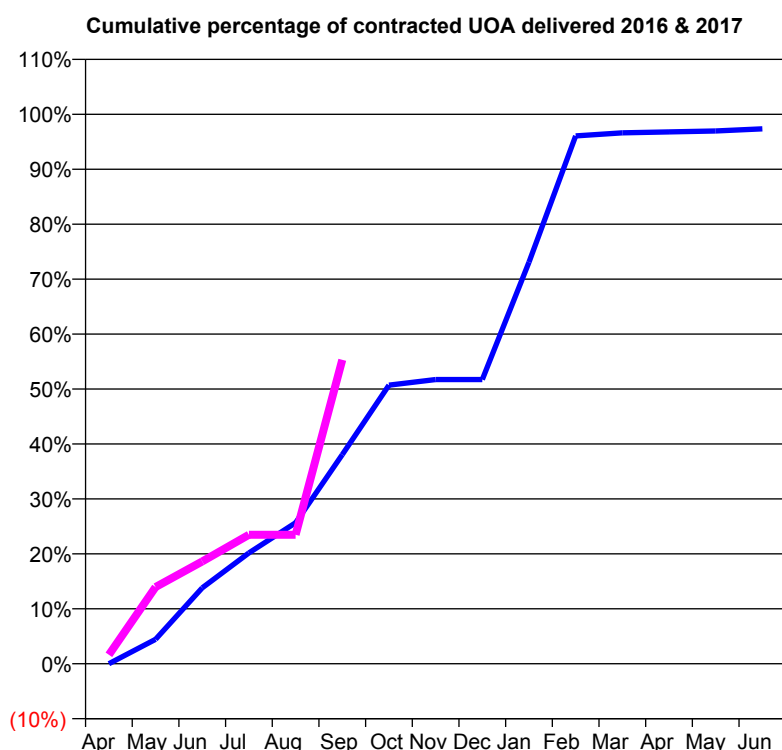
QUALITY	Contract Quantity	Contract Base Number	Contract *	Region	England
% of all assessments that were assess and fit appliances (rolling 12 month period)	35	41	85.4%	55.3%	54.1%
% of all assessments that were assess and refuse (rolling 12 month period)	0	41	0.0%	11.5%	12.4%
% of all assessments that were assess and review (rolling 12 month period)	6	41	14.6%	33.2%	33.5%
% of terminated courses where treatment was abandoned or discontinued (rolling 12 month period)	4	19	21.1%	5.7%	7.2%
% of completed treatments indicating that PAR score was taken (year to date)	0	3	0.0%	57.4%	58.9%
Rate of removable appliances per 100 fixed appliances - proposed treatment (rolling 12 month period)	9	65	13.85	5.12	5.66
Rate of removable appliances per 100 fixed appliances - completed treatment (rolling 12 month period)	0	0	N/A	3.86	4.88
% of courses of treatment with removable appliances only - proposed treatment (rolling 12 month period)	0	35	0.0%	1.8%	2.1%
% of courses of treatment with removable appliances only - completed treatment (rolling 12 month period)	0	15	0.0%	1.6%	1.5%
% of patients satisfied with the treatment they have received (rolling 12 month period)	0	0	N/A	96.0%	95.7%

\* Figures in italics indicate that the base number is less than 100.

**Q64 - Vital Signs Orthodontic At a Glance Contract Report for 839329/0003 - September 2016**

Name or company name	MR SJ MCELROY	16/17 Contracted general activity (UDA)	0
Contract type name	GDS Contract	Carry forward general activity (UDA)	0
Purpose of contract	Orthodontic	16/17 Contracted orthodontic activity (UOA)	534
Contract start date	01/04/2006	Carry forward orthodontic activity (UOA)	14
Contract end date		Baseline contract value	£35,449.11

ACCESS	Contract	England and Wales
24 month ratio of assessments to patient IDs	1.44	1.10

**ACTIVITY**


Month	Adjusted Scheduled Activity (UOA)	
	2016	2017
April	0	9
May	24	75
June	74	99
July	108	125
August	137	125
September	203	295
October	271	
November	276	
December	276	
January	390	
February	513	
March	516	
April	517	
May	518	
June	520	

**QUALITY**

	Contract Quantity	Contract Base Number	Contract *	Region	England
% of all assessments that were assess and fit appliances (rolling 12 month period)	27	80	33.8%	55.3%	54.1%
% of all assessments that were assess and refuse (rolling 12 month period)	5	80	6.3%	11.5%	12.4%
% of all assessments that were assess and review (rolling 12 month period)	48	80	60.0%	33.2%	33.5%
% of terminated courses where treatment was abandoned or discontinued (rolling 12 month period)	1	17	5.9%	5.7%	7.2%
% of completed treatments indicating that PAR score was taken (year to date)	6	6	100.0%	57.4%	58.9%
Rate of removable appliances per 100 fixed appliances - proposed treatment (rolling 12 month period)	3	13	23.08	5.12	5.66
Rate of removable appliances per 100 fixed appliances - completed treatment (rolling 12 month period)	0	23	0.00	3.86	4.88
% of courses of treatment with removable appliances only - proposed treatment (rolling 12 month period)	3	27	11.1%	1.8%	2.1%
% of courses of treatment with removable appliances only - completed treatment (rolling 12 month period)	0	16	0.0%	1.6%	1.5%
% of patients satisfied with the treatment they have received (rolling 12 month period)	0	0	N/A	96.0%	95.7%

\* Figures in italics indicate that the base number is less than 100.

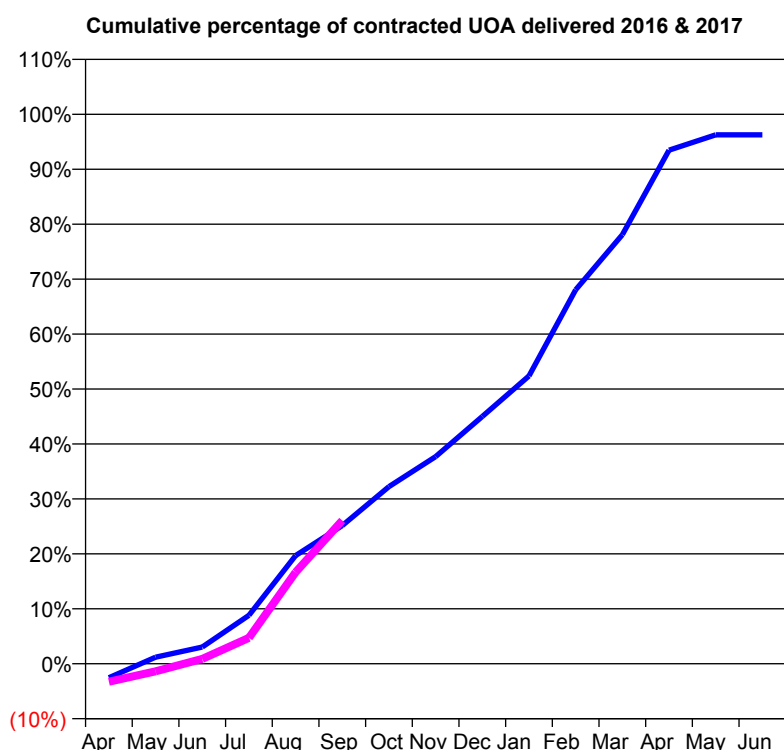
**Q64 - Vital Signs Orthodontic At a Glance Contract Report for 888990/0001 - September 2016**

Name or company name	MRS JE WHITEHEAD
Contract type name	PDS Contract
Purpose of contract	Orthodontic
Contract start date	01/04/2006
Contract end date	30/09/2018

16/17 Contracted general activity (UDA)	0
Carry forward general activity (UDA)	0
16/17 Contracted orthodontic activity (UOA)	6,183
Carry forward orthodontic activity (UOA)	231
Baseline contract value	£391,627.37

**ACCESS**

	Contract	England and Wales
24 month ratio of assessments to patient IDs	1.14	1.10

**ACTIVITY**


Month	Adjusted Scheduled Activity (UOA)	
	2016	2017
April	-159	-203
May	75	-86
June	188	55
July	546	292
August	1,217	1,030
September	1,555	1,612
October	1,993	
November	2,331	
December	2,782	
January	3,238	
February	4,208	
March	4,828	
April	5,779	
May	5,952	
June	5,952	

**QUALITY**

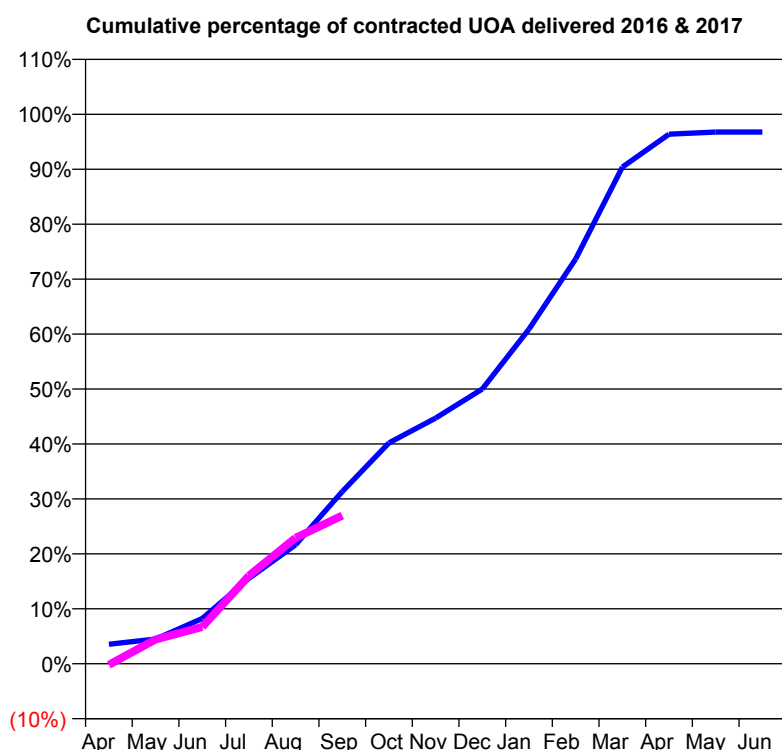
	Contract Quantity	Contract Base Number	Contract *	Region	England
% of all assessments that were assess and fit appliances (rolling 12 month period)	289	494	58.5%	55.3%	54.1%
% of all assessments that were assess and refuse (rolling 12 month period)	35	494	7.1%	11.5%	12.4%
% of all assessments that were assess and review (rolling 12 month period)	170	494	34.4%	33.2%	33.5%
% of terminated courses where treatment was abandoned or discontinued (rolling 12 month period)	5	166	3.0%	5.7%	7.2%
% of completed treatments indicating that PAR score was taken (year to date)	40	83	48.2%	57.4%	58.9%
Rate of removable appliances per 100 fixed appliances - proposed treatment (rolling 12 month period)	8	558	1.43	5.12	5.66
Rate of removable appliances per 100 fixed appliances - completed treatment (rolling 12 month period)	7	294	2.38	3.86	4.88
% of courses of treatment with removable appliances only - proposed treatment (rolling 12 month period)	2	289	0.7%	1.8%	2.1%
% of courses of treatment with removable appliances only - completed treatment (rolling 12 month period)	1	161	0.6%	1.6%	1.5%
% of patients satisfied with the treatment they have received (rolling 12 month period)	7	7	100.0%	96.0%	95.7%

\* Figures in italics indicate that the base number is less than 100.

**Q64 - Vital Signs Orthodontic At a Glance Contract Report for 908320/0002 - September 2016**

Name or company name	MRS CG GOLDEN	16/17 Contracted general activity (UDA)	0
Contract type name	PDS Contract	Carry forward general activity (UDA)	0
Purpose of contract	Orthodontic	16/17 Contracted orthodontic activity (UOA)	2,818
Contract start date	01/07/2009	Carry forward orthodontic activity (UOA)	96
Contract end date	30/09/2018	Baseline contract value	£178,520.17

ACCESS	Contract	England and Wales
24 month ratio of assessments to patient IDs	1.11	1.10

**ACTIVITY**


Month	Adjusted Scheduled Activity (UOA)	
	2016	2017
April	100	-6
May	127	125
June	232	189
July	438	452
August	610	646
September	883	760
October	1,133	
November	1,260	
December	1,409	
January	1,716	
February	2,076	
March	2,547	
April	2,716	
May	2,727	
June	2,727	

QUALITY	Contract Quantity	Contract Base Number	Contract *	Region	England
% of all assessments that were assess and fit appliances (rolling 12 month period)	123	359	34.3%	55.3%	54.1%
% of all assessments that were assess and refuse (rolling 12 month period)	73	359	20.3%	11.5%	12.4%
% of all assessments that were assess and review (rolling 12 month period)	163	359	45.4%	33.2%	33.5%
% of terminated courses where treatment was abandoned or discontinued (rolling 12 month period)	6	128	4.7%	5.7%	7.2%
% of completed treatments indicating that PAR score was taken (year to date)	32	45	71.1%	57.4%	58.9%
Rate of removable appliances per 100 fixed appliances - proposed treatment (rolling 12 month period)	14	232	6.03	5.12	5.66
Rate of removable appliances per 100 fixed appliances - completed treatment (rolling 12 month period)	13	231	5.63	3.86	4.88
% of courses of treatment with removable appliances only - proposed treatment (rolling 12 month period)	4	123	3.3%	1.8%	2.1%
% of courses of treatment with removable appliances only - completed treatment (rolling 12 month period)	1	122	0.8%	1.6%	1.5%
% of patients satisfied with the treatment they have received (rolling 12 month period)	7	7	100.0%	96.0%	95.7%

\* Figures in italics indicate that the base number is less than 100.

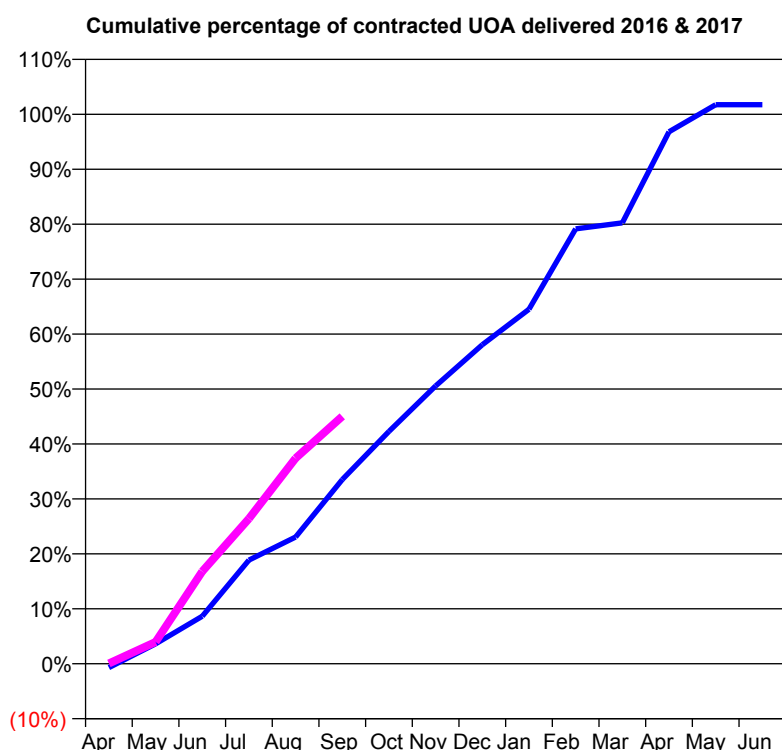


**Q64 - Vital Signs Orthodontic At a Glance Contract Report for 982911/0001 - September 2016**

Name or company name	MR A REHMAN	16/17 Contracted general activity (UDA)	0
Contract type name	PDS Contract	Carry forward general activity (UDA)	0
Purpose of contract	Orthodontic	16/17 Contracted orthodontic activity (UOA)	6,023
Contract start date	01/04/2006	Carry forward orthodontic activity (UOA)	0
Contract end date	31/03/2017	Baseline contract value	£405,694.10

**ACCESS**

	Contract	England and Wales
24 month ratio of assessments to patient IDs	1.29	1.10

**ACTIVITY**


Month	Adjusted Scheduled Activity (UOA)	
	2016	2017
April	-43	4
May	219	239
June	521	1,012
July	1,136	1,590
August	1,389	2,253
September	2,020	2,711
October	2,547	
November	3,045	
December	3,497	
January	3,885	
February	4,767	
March	4,832	
April	5,830	
May	6,128	
June	6,127	

**QUALITY**

	Contract Quantity	Contract Base Number	Contract *	Region	England
% of all assessments that were assess and fit appliances (rolling 12 month period)	310	905	34.3%	55.3%	54.1%
% of all assessments that were assess and refuse (rolling 12 month period)	168	905	18.6%	11.5%	12.4%
% of all assessments that were assess and review (rolling 12 month period)	427	905	47.2%	33.2%	33.5%
% of terminated courses where treatment was abandoned or discontinued (rolling 12 month period)	12	186	6.5%	5.7%	7.2%
% of completed treatments indicating that PAR score was taken (year to date)	57	97	58.8%	57.4%	58.9%
Rate of removable appliances per 100 fixed appliances - proposed treatment (rolling 12 month period)	52	565	9.20	5.12	5.66
Rate of removable appliances per 100 fixed appliances - completed treatment (rolling 12 month period)	1	2	50.00	3.86	4.88
% of courses of treatment with removable appliances only - proposed treatment (rolling 12 month period)	5	310	1.6%	1.8%	2.1%
% of courses of treatment with removable appliances only - completed treatment (rolling 12 month period)	0	174	0.0%	1.6%	1.5%
% of patients satisfied with the treatment they have received (rolling 12 month period)	5	5	100.0%	96.0%	95.7%

\* Figures in italics indicate that the base number is less than 100.

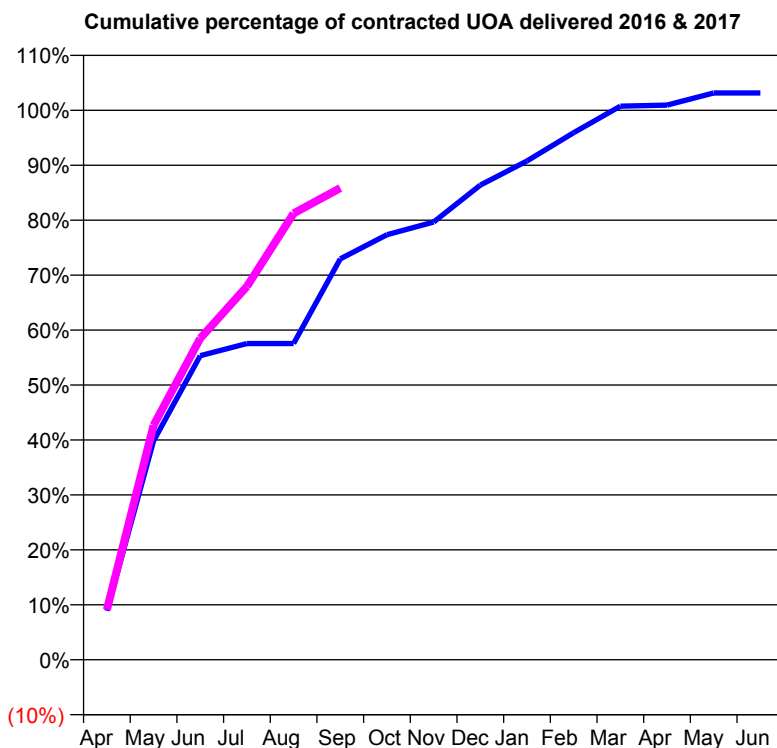
**Q65 - Vital Signs Orthodontic At a Glance Contract Report for 101362/0045 - September 2016**

Name or company name	Rodericks Dental Limited
Contract type name	GDS Contract
Purpose of contract	General and Orthodontic
Contract start date	01/02/2012
Contract end date	

16/17 Contracted general activity (UDA)	33,727
Carry forward general activity (UDA)	132
16/17 Contracted orthodontic activity (UOA)	954
Carry forward orthodontic activity (UOA)	0
Baseline contract value	£758,756.71

**ACCESS**

	Contract	England and Wales
24 month ratio of assessments to patient IDs	1.00	1.10

**ACTIVITY**


Month	Adjusted Scheduled Activity (UOA)	
	2016	2017
April	85	87
May	380	407
June	528	558
July	549	648
August	549	775
September	696	819
October	738	
November	760	
December	824	
January	866	
February	915	
March	961	
April	963	
May	984	
June	984	

**QUALITY**

	Contract Quantity	Contract Base Number	Contract *	Region	England
% of all assessments that were assess and fit appliances (rolling 12 month period)	51	88	58.0%	55.3%	54.1%
% of all assessments that were assess and refuse (rolling 12 month period)	20	88	22.7%	11.5%	12.4%
% of all assessments that were assess and review (rolling 12 month period)	17	88	19.3%	33.2%	33.5%
% of terminated courses where treatment was abandoned or discontinued (rolling 12 month period)	9	40	22.5%	5.7%	7.2%
% of completed treatments indicating that PAR score was taken (year to date)	3	7	42.9%	57.4%	58.9%
Rate of removable appliances per 100 fixed appliances - proposed treatment (rolling 12 month period)	7	96	7.29	5.12	5.66
Rate of removable appliances per 100 fixed appliances - completed treatment (rolling 12 month period)	9	57	15.79	3.86	4.88
% of courses of treatment with removable appliances only - proposed treatment (rolling 12 month period)	0	51	0.0%	1.8%	2.1%
% of courses of treatment with removable appliances only - completed treatment (rolling 12 month period)	0	31	0.0%	1.6%	1.5%
% of patients satisfied with the treatment they have received (rolling 12 month period)	2	2	100.0%	96.0%	95.7%

\* Figures in italics indicate that the base number is less than 100.

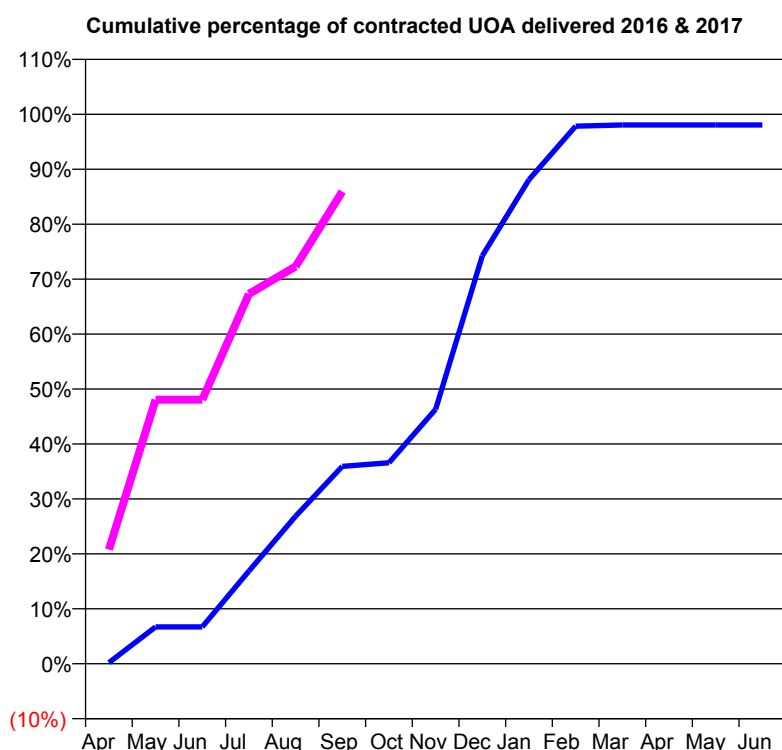
**Q65 - Vital Signs Orthodontic At a Glance Contract Report for 106089/0001 - September 2016**

Name or company name	Church Street Dental Practice Ltd
Contract type name	GDS Contract
Purpose of contract	General and Orthodontic
Contract start date	01/04/2010
Contract end date	

16/17 Contracted general activity (UDA)	3,250
Carry forward general activity (UDA)	-43
16/17 Contracted orthodontic activity (UOA)	462
Carry forward orthodontic activity (UOA)	9
Baseline contract value	£100,221.79

**ACCESS**

	Contract	England and Wales
24 month ratio of assessments to patient IDs	1.29	1.10

**ACTIVITY**


Month	Adjusted Scheduled Activity (UOA)	
	2016	2017
April	1	96
May	31	222
June	31	222
July	78	311
August	124	334
September	166	397
October	169	
November	214	
December	343	
January	407	
February	452	
March	453	
April	453	
May	453	
June	453	

**QUALITY**

	Contract Quantity	Contract Base Number	Contract *	Region	England
% of all assessments that were assess and fit appliances (rolling 12 month period)	33	50	66.0%	55.3%	54.1%
% of all assessments that were assess and refuse (rolling 12 month period)	0	50	0.0%	11.5%	12.4%
% of all assessments that were assess and review (rolling 12 month period)	17	50	34.0%	33.2%	33.5%
% of terminated courses where treatment was abandoned or discontinued (rolling 12 month period)	1	1	100.0%	5.7%	7.2%
% of completed treatments indicating that PAR score was taken (year to date)	0	0	N/A	57.4%	58.9%
Rate of removable appliances per 100 fixed appliances - proposed treatment (rolling 12 month period)	2	59	3.39	5.12	5.66
Rate of removable appliances per 100 fixed appliances - completed treatment (rolling 12 month period)	0	0	N/A	3.86	4.88
% of courses of treatment with removable appliances only - proposed treatment (rolling 12 month period)	0	33	0.0%	1.8%	2.1%
% of courses of treatment with removable appliances only - completed treatment (rolling 12 month period)	0	0	N/A	1.6%	1.5%
% of patients satisfied with the treatment they have received (rolling 12 month period)	1	1	100.0%	96.0%	95.7%

\* Figures in italics indicate that the base number is less than 100.

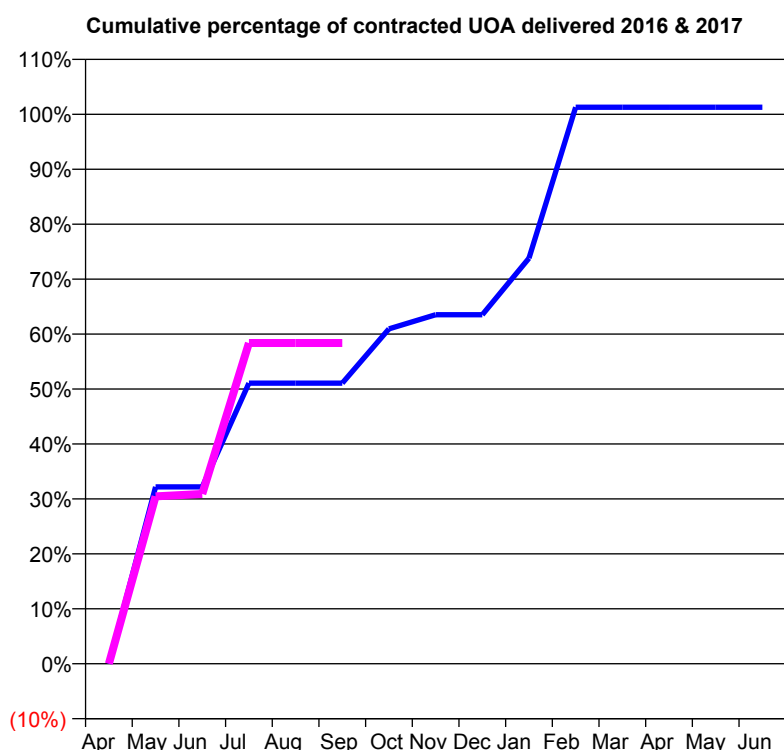
**Q65 - Vital Signs Orthodontic At a Glance Contract Report for 111333/0001 - September 2016**

Name or company name	Michael Furlong & Connor Hichens - Bank (
Contract type name	GDS Contract
Purpose of contract	General and Orthodontic
Contract start date	01/12/2012
Contract end date	

16/17 Contracted general activity (UDA)	2,700
Carry forward general activity (UDA)	0
16/17 Contracted orthodontic activity (UOA)	233
Carry forward orthodontic activity (UOA)	0
Baseline contract value	£73,148.26

**ACCESS**

	Contract	England and Wales
24 month ratio of assessments to patient IDs	1.14	1.10

**ACTIVITY**


Month	Adjusted Scheduled Activity (UOA)	
	2016	2017
April	0	0
May	75	71
June	75	72
July	119	136
August	119	136
September	119	136
October	142	
November	148	
December	148	
January	172	
February	236	
March	236	
April	236	
May	236	
June	236	

**QUALITY**

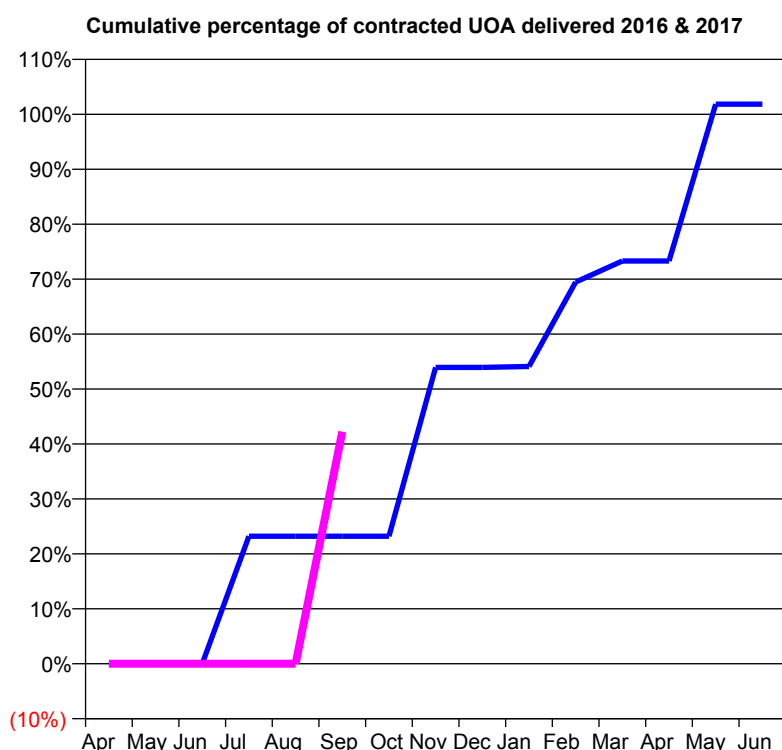
	Contract Quantity	Contract Base Number	Contract *	Region	England
% of all assessments that were assess and fit appliances (rolling 12 month period)	11	33	33.3%	55.3%	54.1%
% of all assessments that were assess and refuse (rolling 12 month period)	4	33	12.1%	11.5%	12.4%
% of all assessments that were assess and review (rolling 12 month period)	18	33	54.5%	33.2%	33.5%
% of terminated courses where treatment was abandoned or discontinued (rolling 12 month period)	0	7	0.0%	5.7%	7.2%
% of completed treatments indicating that PAR score was taken (year to date)	0	0	N/A	57.4%	58.9%
Rate of removable appliances per 100 fixed appliances - proposed treatment (rolling 12 month period)	0	22	0.00	5.12	5.66
Rate of removable appliances per 100 fixed appliances - completed treatment (rolling 12 month period)	0	10	0.00	3.86	4.88
% of courses of treatment with removable appliances only - proposed treatment (rolling 12 month period)	0	11	0.0%	1.8%	2.1%
% of courses of treatment with removable appliances only - completed treatment (rolling 12 month period)	0	7	0.0%	1.6%	1.5%
% of patients satisfied with the treatment they have received (rolling 12 month period)	1	1	100.0%	96.0%	95.7%

\* Figures in italics indicate that the base number is less than 100.

**Q65 - Vital Signs Orthodontic At a Glance Contract Report for 119075/0001 - September 2016**

Name or company name	Christchurch Healthcare and Management	16/17 Contracted general activity (UDA)	0
Contract type name	PDS Contract	Carry forward general activity (UDA)	0
Purpose of contract	Orthodontic	16/17 Contracted orthodontic activity (UOA)	547
Contract start date	01/07/2011	Carry forward orthodontic activity (UOA)	0
Contract end date		Baseline contract value	£38,591.06

ACCESS	Contract	England and Wales
24 month ratio of assessments to patient IDs	1.29	1.10

**ACTIVITY**


Month	Adjusted Scheduled Activity (UOA)	
	2016	2017
April	0	0
May	0	0
June	0	0
July	127	0
August	127	0
September	127	231
October	127	
November	295	
December	295	
January	296	
February	380	
March	401	
April	401	
May	557	
June	557	

**QUALITY**

	Contract Quantity	Contract Base Number	Contract *	Region	England
% of all assessments that were assess and fit appliances (rolling 12 month period)	31	41	75.6%	55.3%	54.1%
% of all assessments that were assess and refuse (rolling 12 month period)	1	41	2.4%	11.5%	12.4%
% of all assessments that were assess and review (rolling 12 month period)	9	41	22.0%	33.2%	33.5%
% of terminated courses where treatment was abandoned or discontinued (rolling 12 month period)	0	3	0.0%	5.7%	7.2%
% of completed treatments indicating that PAR score was taken (year to date)	3	3	100.0%	57.4%	58.9%
Rate of removable appliances per 100 fixed appliances - proposed treatment (rolling 12 month period)	0	60	0.00	5.12	5.66
Rate of removable appliances per 100 fixed appliances - completed treatment (rolling 12 month period)	0	6	0.00	3.86	4.88
% of courses of treatment with removable appliances only - proposed treatment (rolling 12 month period)	0	31	0.0%	1.8%	2.1%
% of courses of treatment with removable appliances only - completed treatment (rolling 12 month period)	0	3	0.0%	1.6%	1.5%
% of patients satisfied with the treatment they have received (rolling 12 month period)	2	2	100.0%	96.0%	95.7%

\* Figures in italics indicate that the base number is less than 100.

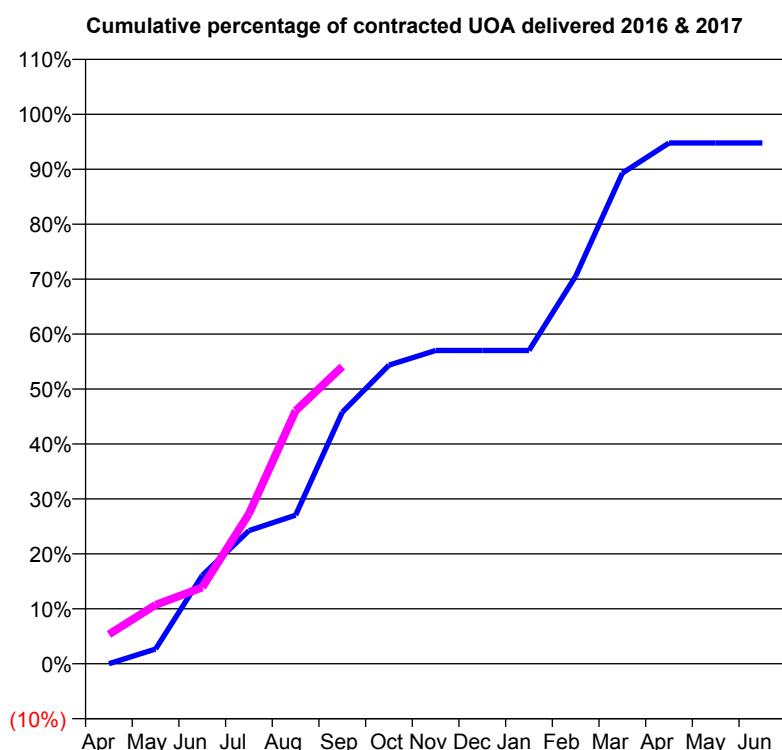
**Q65 - Vital Signs Orthodontic At a Glance Contract Report for 122165/0001 - September 2016**

Name or company name	Passage House Dental Care
Contract type name	GDS Contract
Purpose of contract	General and Orthodontic
Contract start date	01/10/2008
Contract end date	

16/17 Contracted general activity (UDA)	28,767
Carry forward general activity (UDA)	620
16/17 Contracted orthodontic activity (UOA)	784
Carry forward orthodontic activity (UOA)	0
Baseline contract value	£759,896.18

**ACCESS**

	Contract	England and Wales
24 month ratio of assessments to patient IDs	1.03	1.10

**ACTIVITY**


Month	Adjusted Scheduled Activity (UOA)	
	2016	2017
April	0	42
May	21	84
June	126	109
July	190	214
August	212	361
September	359	424
October	426	
November	447	
December	447	
January	447	
February	553	
March	700	
April	743	
May	743	
June	743	

**QUALITY**

	Contract Quantity	Contract Base Number	Contract *	Region	England
% of all assessments that were assess and fit appliances (rolling 12 month period)	40	42	95.2%	55.3%	54.1%
% of all assessments that were assess and refuse (rolling 12 month period)	0	42	0.0%	11.5%	12.4%
% of all assessments that were assess and review (rolling 12 month period)	2	42	4.8%	33.2%	33.5%
% of terminated courses where treatment was abandoned or discontinued (rolling 12 month period)	2	39	5.1%	5.7%	7.2%
% of completed treatments indicating that PAR score was taken (year to date)	6	14	42.9%	57.4%	58.9%
Rate of removable appliances per 100 fixed appliances - proposed treatment (rolling 12 month period)	1	77	1.30	5.12	5.66
Rate of removable appliances per 100 fixed appliances - completed treatment (rolling 12 month period)	3	63	4.76	3.86	4.88
% of courses of treatment with removable appliances only - proposed treatment (rolling 12 month period)	1	40	2.5%	1.8%	2.1%
% of courses of treatment with removable appliances only - completed treatment (rolling 12 month period)	0	37	0.0%	1.6%	1.5%
% of patients satisfied with the treatment they have received (rolling 12 month period)	0	0	N/A	96.0%	95.7%

\* Figures in italics indicate that the base number is less than 100.

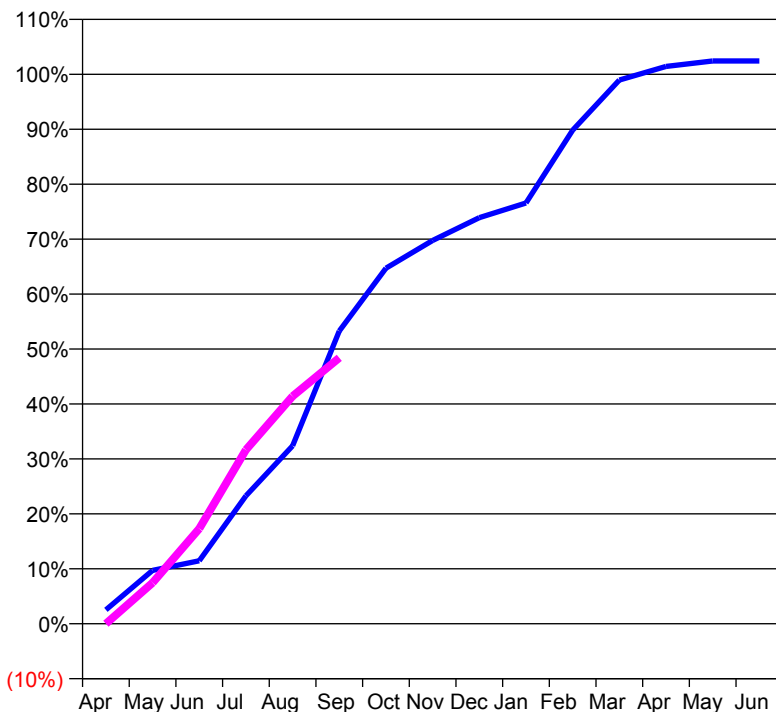
**Q65 - Vital Signs Orthodontic At a Glance Contract Report for 123412/0001 - September 2016**

Name or company name	Clifton Orthodontics Centre
Contract type name	PDS Contract
Purpose of contract	Orthodontic
Contract start date	01/10/2011
Contract end date	

16/17 Contracted general activity (UDA)	0
Carry forward general activity (UDA)	0
16/17 Contracted orthodontic activity (UOA)	5,398
Carry forward orthodontic activity (UOA)	0
Baseline contract value	£365,412.15

**ACCESS**

	Contract	England and Wales
24 month ratio of assessments to patient IDs	1.23	1.10

**ACTIVITY**
**Cumulative percentage of contracted UOA delivered 2016 & 2017**

**Adjusted Scheduled Activity (UOA)**

Month	2016	2017
April	137	0
May	524	403
June	619	934
July	1,257	1,709
August	1,748	2,236
September	2,876	2,612
October	3,493	
November	3,765	
December	3,989	
January	4,133	
February	4,849	
March	5,341	
April	5,475	
May	5,529	
June	5,529	

**QUALITY**

	Contract Quantity	Contract Base Number	Contract *	Region	England
% of all assessments that were assess and fit appliances (rolling 12 month period)	236	638	37.0%	55.3%	54.1%
% of all assessments that were assess and refuse (rolling 12 month period)	98	638	15.4%	11.5%	12.4%
% of all assessments that were assess and review (rolling 12 month period)	304	638	47.6%	33.2%	33.5%
% of terminated courses where treatment was abandoned or discontinued (rolling 12 month period)	10	246	4.1%	5.7%	7.2%
% of completed treatments indicating that PAR score was taken (year to date)	0	108	0.0%	57.4%	58.9%
Rate of removable appliances per 100 fixed appliances - proposed treatment (rolling 12 month period)	25	420	5.95	5.12	5.66
Rate of removable appliances per 100 fixed appliances - completed treatment (rolling 12 month period)	19	440	4.32	3.86	4.88
% of courses of treatment with removable appliances only - proposed treatment (rolling 12 month period)	11	236	4.7%	1.8%	2.1%
% of courses of treatment with removable appliances only - completed treatment (rolling 12 month period)	8	236	3.4%	1.6%	1.5%
% of patients satisfied with the treatment they have received (rolling 12 month period)	8	9	88.9%	96.0%	95.7%

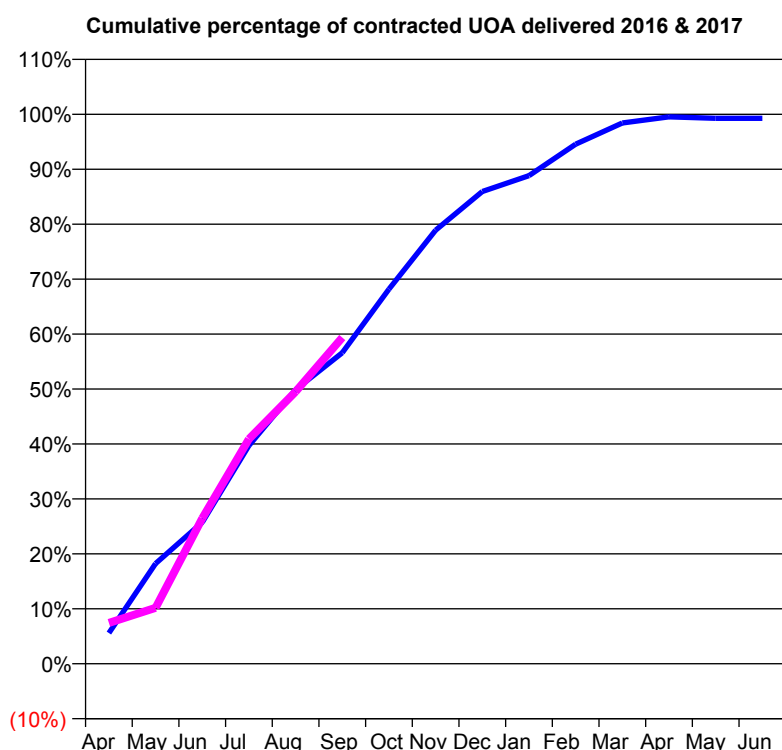
\* Figures in italics indicate that the base number is less than 100.

**Q65 - Vital Signs Orthodontic At a Glance Contract Report for 129496/0001 - September 2016**

Name or company name	Smile Solutions Orthodontics
Contract type name	PDS Contract
Purpose of contract	General and Orthodontic
Contract start date	01/04/2006
Contract end date	31/03/2018

16/17 Contracted general activity (UDA)	900
Carry forward general activity (UDA)	6
16/17 Contracted orthodontic activity (UOA)	8,008
Carry forward orthodontic activity (UOA)	58
Baseline contract value	£560,703.08

ACCESS	Contract	England and Wales
24 month ratio of assessments to patient IDs	1.17	1.10

**ACTIVITY**


Month	Adjusted Scheduled Activity (UOA)	
	2016	2017
April	447	596
May	1,460	815
June	2,060	2,119
July	3,181	3,275
August	3,995	3,966
September	4,532	4,754
October	5,460	
November	6,319	
December	6,883	
January	7,113	
February	7,572	
March	7,881	
April	7,971	
May	7,950	
June	7,950	

**QUALITY**

	Contract Quantity	Contract Base Number	Contract *	Region	England
% of all assessments that were assess and fit appliances (rolling 12 month period)	389	874	44.5%	55.3%	54.1%
% of all assessments that were assess and refuse (rolling 12 month period)	52	874	5.9%	11.5%	12.4%
% of all assessments that were assess and review (rolling 12 month period)	433	874	49.5%	33.2%	33.5%
% of terminated courses where treatment was abandoned or discontinued (rolling 12 month period)	10	324	3.1%	5.7%	7.2%
% of completed treatments indicating that PAR score was taken (year to date)	119	153	77.8%	57.4%	58.9%
Rate of removable appliances per 100 fixed appliances - proposed treatment (rolling 12 month period)	53	743	7.13	5.12	5.66
Rate of removable appliances per 100 fixed appliances - completed treatment (rolling 12 month period)	13	621	2.09	3.86	4.88
% of courses of treatment with removable appliances only - proposed treatment (rolling 12 month period)	11	389	2.8%	1.8%	2.1%
% of courses of treatment with removable appliances only - completed treatment (rolling 12 month period)	2	314	0.6%	1.6%	1.5%
% of patients satisfied with the treatment they have received (rolling 12 month period)	9	9	100.0%	96.0%	95.7%

\* Figures in italics indicate that the base number is less than 100.



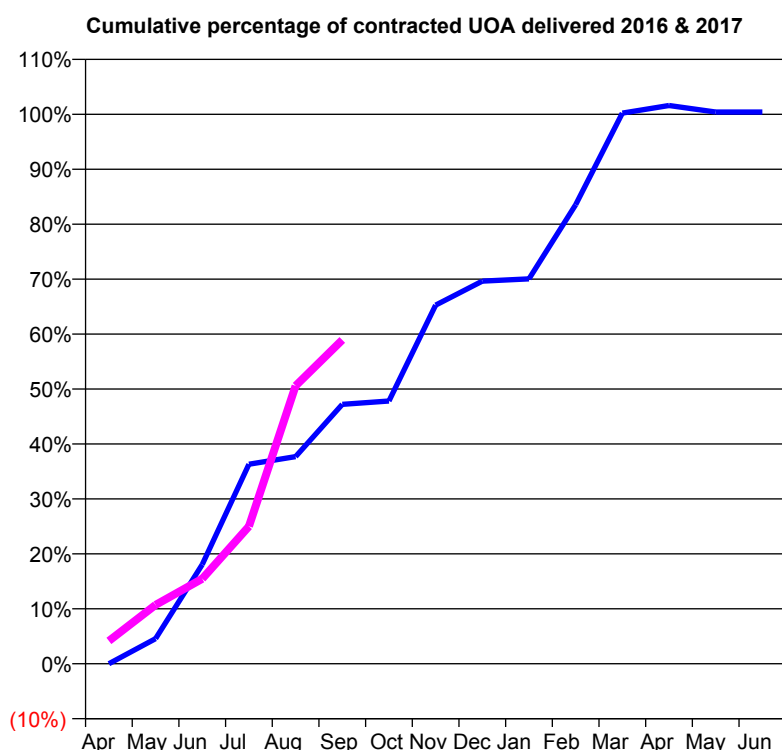
**Q65 - Vital Signs Orthodontic At a Glance Contract Report for 129690/0001 - September 2016**

Name or company name	Dulverton Dental Practice Ltd
Contract type name	GDS Contract
Purpose of contract	General and Orthodontic
Contract start date	02/04/2007
Contract end date	

16/17 Contracted general activity (UDA)	16,500
Carry forward general activity (UDA)	0
16/17 Contracted orthodontic activity (UOA)	504
Carry forward orthodontic activity (UOA)	0
Baseline contract value	£488,785.12

**ACCESS**

	Contract	England and Wales
24 month ratio of assessments to patient IDs	1.60	1.10

**ACTIVITY**


Month	Adjusted Scheduled Activity (UOA)	
	2016	2017
April	0	21
May	23	54
June	91	78
July	183	126
August	190	255
September	238	297
October	241	
November	329	
December	351	
January	353	
February	421	
March	505	
April	512	
May	506	
June	506	

**QUALITY**

	Contract Quantity	Contract Base Number	Contract *	Region	England
% of all assessments that were assess and fit appliances (rolling 12 month period)	25	72	34.7%	55.3%	54.1%
% of all assessments that were assess and refuse (rolling 12 month period)	4	72	5.6%	11.5%	12.4%
% of all assessments that were assess and review (rolling 12 month period)	43	72	59.7%	33.2%	33.5%
% of terminated courses where treatment was abandoned or discontinued (rolling 12 month period)	1	22	4.5%	5.7%	7.2%
% of completed treatments indicating that PAR score was taken (year to date)	0	8	0.0%	57.4%	58.9%
Rate of removable appliances per 100 fixed appliances - proposed treatment (rolling 12 month period)	0	19	0.00	5.12	5.66
Rate of removable appliances per 100 fixed appliances - completed treatment (rolling 12 month period)	0	0	N/A	3.86	4.88
% of courses of treatment with removable appliances only - proposed treatment (rolling 12 month period)	0	25	0.0%	1.8%	2.1%
% of courses of treatment with removable appliances only - completed treatment (rolling 12 month period)	0	21	0.0%	1.6%	1.5%
% of patients satisfied with the treatment they have received (rolling 12 month period)	1	1	100.0%	96.0%	95.7%

\* Figures in italics indicate that the base number is less than 100.

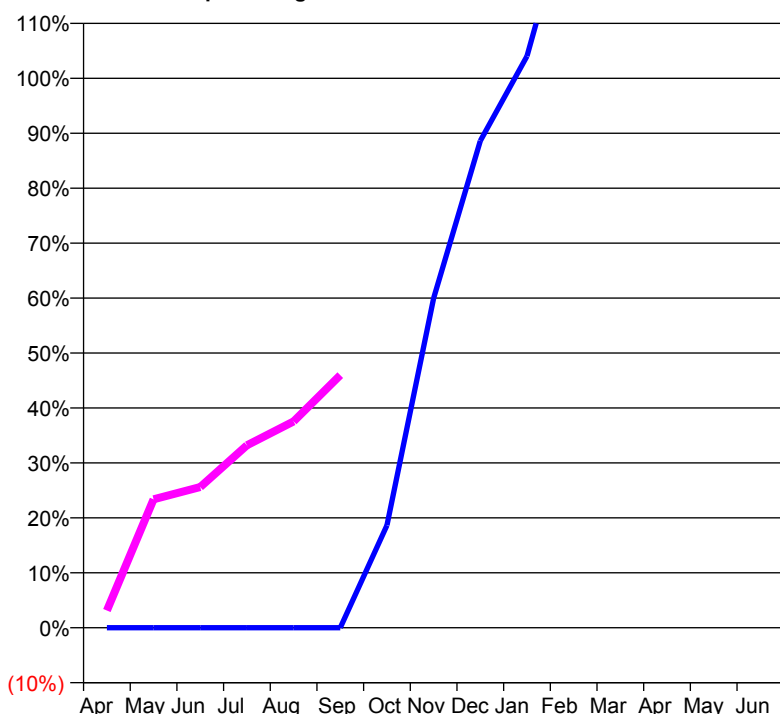
**Q65 - Vital Signs Orthodontic At a Glance Contract Report for 157465/0001 - September 2016**

Name or company name	Wells Orthodontics Limited
Contract type name	PDS Contract
Purpose of contract	Orthodontic
Contract start date	01/09/2015
Contract end date	31/03/2018

16/17 Contracted general activity (UDA)	0
Carry forward general activity (UDA)	0
16/17 Contracted orthodontic activity (UOA)	9,356
Carry forward orthodontic activity (UOA)	0
Baseline contract value	£613,967.66

**ACCESS**

	Contract	England and Wales
24 month ratio of assessments to patient IDs	1.00	1.10

**ACTIVITY**
**Cumulative percentage of contracted UOA delivered 2016 & 2017**

**Adjusted Scheduled Activity (UOA)**

Month	2016	2017
April	0	294
May	0	2,187
June	0	2,397
July	0	3,106
August	0	3,513
September	0	4,302
October	594	
November	1,910	
December	2,821	
January	3,312	
February	4,278	
March	4,660	
April	4,660	
May	4,765	
June	4,765	

**QUALITY**

	Contract Quantity	Contract Base Number	Contract *	Region	England
% of all assessments that were assess and fit appliances (rolling 12 month period)	451	451	100.0%	55.3%	54.1%
% of all assessments that were assess and refuse (rolling 12 month period)	0	451	0.0%	11.5%	12.4%
% of all assessments that were assess and review (rolling 12 month period)	0	451	0.0%	33.2%	33.5%
% of terminated courses where treatment was abandoned or discontinued (rolling 12 month period)	12	554	2.2%	5.7%	7.2%
% of completed treatments indicating that PAR score was taken (year to date)	223	230	97.0%	57.4%	58.9%
Rate of removable appliances per 100 fixed appliances - proposed treatment (rolling 12 month period)	51	807	6.32	5.12	5.66
Rate of removable appliances per 100 fixed appliances - completed treatment (rolling 12 month period)	25	1,018	2.46	3.86	4.88
% of courses of treatment with removable appliances only - proposed treatment (rolling 12 month period)	25	451	5.5%	1.8%	2.1%
% of courses of treatment with removable appliances only - completed treatment (rolling 12 month period)	16	542	3.0%	1.6%	1.5%
% of patients satisfied with the treatment they have received (rolling 12 month period)	12	12	100.0%	96.0%	95.7%

\* Figures in italics indicate that the base number is less than 100.

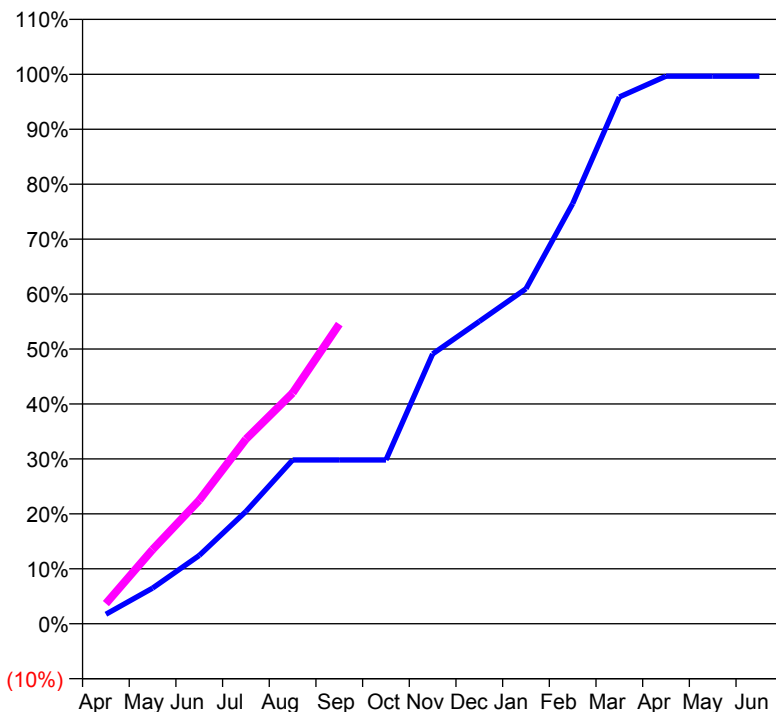
**Q65 - Vital Signs Orthodontic At a Glance Contract Report for 161136/0001 - September 2016**

Name or company name	Straight & Bright Dental LTD
Contract type name	PDS Contract
Purpose of contract	General and Orthodontic
Contract start date	01/04/2011
Contract end date	31/03/2021

16/17 Contracted general activity (UDA)	388
Carry forward general activity (UDA)	0
16/17 Contracted orthodontic activity (UOA)	6,957
Carry forward orthodontic activity (UOA)	0
Baseline contract value	£503,028.94

**ACCESS**

	Contract	England and Wales
24 month ratio of assessments to patient IDs	1.18	1.10

**ACTIVITY**
**Cumulative percentage of contracted UOA delivered 2016 & 2017**

**Adjusted Scheduled Activity (UOA)**

Month	2016	2017
April	112	255
May	418	940
June	801	1,564
July	1,318	2,338
August	1,922	2,922
September	1,922	3,794
October	1,922	-
November	3,165	-
December	3,547	-
January	3,929	-
February	4,927	-
March	6,178	-
April	6,422	-
May	6,423	-
June	6,423	-

**QUALITY**

	Contract Quantity	Contract Base Number	Contract *	Region	England
% of all assessments that were assess and fit appliances (rolling 12 month period)	379	846	44.8%	55.3%	54.1%
% of all assessments that were assess and refuse (rolling 12 month period)	82	846	9.7%	11.5%	12.4%
% of all assessments that were assess and review (rolling 12 month period)	385	846	45.5%	33.2%	33.5%
% of terminated courses where treatment was abandoned or discontinued (rolling 12 month period)	14	146	9.6%	5.7%	7.2%
% of completed treatments indicating that PAR score was taken (year to date)	10	76	13.2%	57.4%	58.9%
Rate of removable appliances per 100 fixed appliances - proposed treatment (rolling 12 month period)	14	520	2.69	5.12	5.66
Rate of removable appliances per 100 fixed appliances - completed treatment (rolling 12 month period)	11	208	5.29	3.86	4.88
% of courses of treatment with removable appliances only - proposed treatment (rolling 12 month period)	14	379	3.7%	1.8%	2.1%
% of courses of treatment with removable appliances only - completed treatment (rolling 12 month period)	4	132	3.0%	1.6%	1.5%
% of patients satisfied with the treatment they have received (rolling 12 month period)	7	7	100.0%	96.0%	95.7%

\* Figures in italics indicate that the base number is less than 100.

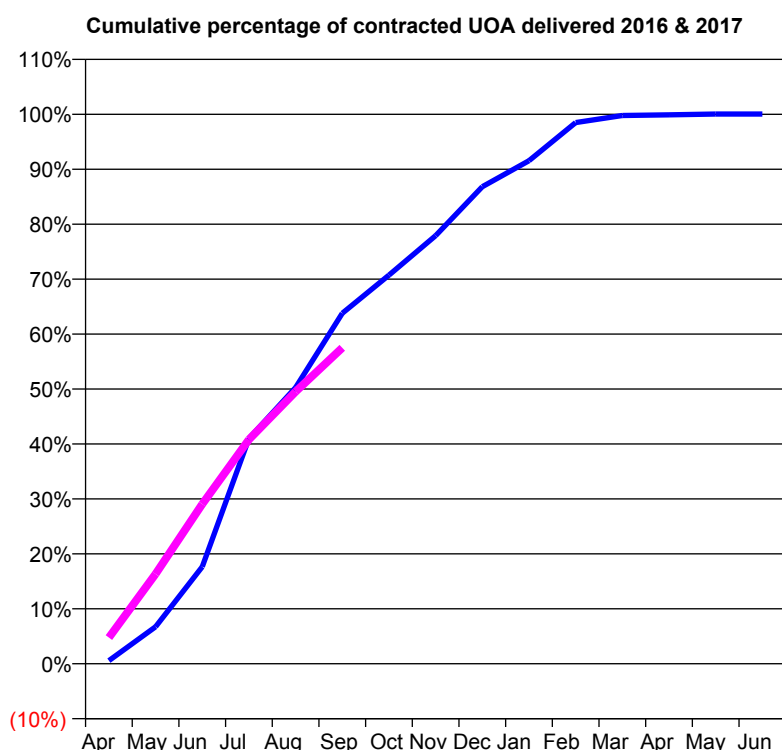
**Q65 - Vital Signs Orthodontic At a Glance Contract Report for 176710/0001 - September 2016**

Name or company name	Q Dental Care Limited
Contract type name	PDS Contract
Purpose of contract	General and Orthodontic
Contract start date	01/04/2008
Contract end date	31/03/2018

16/17 Contracted general activity (UDA)	630
Carry forward general activity (UDA)	-13
16/17 Contracted orthodontic activity (UOA)	15,713
Carry forward orthodontic activity (UOA)	0
Baseline contract value	£1,068,837.87

**ACCESS**

	Contract	England and Wales
24 month ratio of assessments to patient IDs	1.01	1.10

**ACTIVITY**


Month	Adjusted Scheduled Activity (UOA)	
	2016	2017
April	89	749
May	1,058	2,570
June	2,774	4,565
July	6,443	6,410
August	7,898	7,781
September	10,024	9,035
October	11,115	
November	12,241	
December	13,643	
January	14,384	
February	15,476	
March	15,677	
April	15,698	
May	15,719	
June	15,719	

**QUALITY**

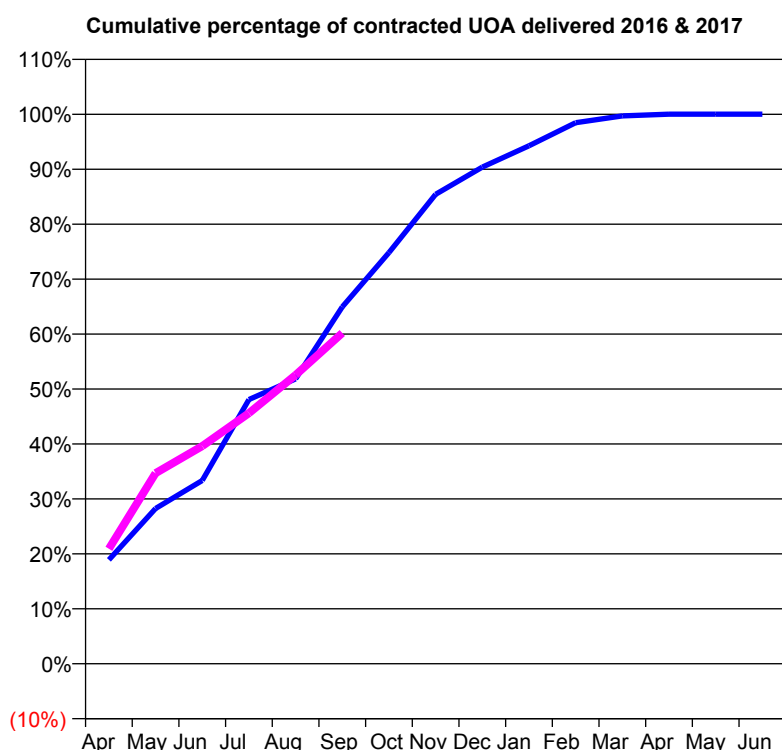
	Contract Quantity	Contract Base Number	Contract *	Region	England
% of all assessments that were assess and fit appliances (rolling 12 month period)	691	1,214	56.9%	55.3%	54.1%
% of all assessments that were assess and refuse (rolling 12 month period)	147	1,214	12.1%	11.5%	12.4%
% of all assessments that were assess and review (rolling 12 month period)	376	1,214	31.0%	33.2%	33.5%
% of terminated courses where treatment was abandoned or discontinued (rolling 12 month period)	38	712	5.3%	5.7%	7.2%
% of completed treatments indicating that PAR score was taken (year to date)	107	343	31.2%	57.4%	58.9%
Rate of removable appliances per 100 fixed appliances - proposed treatment (rolling 12 month period)	5	1,352	0.37	5.12	5.66
Rate of removable appliances per 100 fixed appliances - completed treatment (rolling 12 month period)	4	1,324	0.30	3.86	4.88
% of courses of treatment with removable appliances only - proposed treatment (rolling 12 month period)	4	691	0.6%	1.8%	2.1%
% of courses of treatment with removable appliances only - completed treatment (rolling 12 month period)	2	674	0.3%	1.6%	1.5%
% of patients satisfied with the treatment they have received (rolling 12 month period)	15	16	93.8%	96.0%	95.7%

\* Figures in italics indicate that the base number is less than 100.

**Q65 - Vital Signs Orthodontic At a Glance Contract Report for 176710/0003 - September 2016**

Name or company name	Q Dental Care Limited	16/17 Contracted general activity (UDA)	0
Contract type name	PDS Contract	Carry forward general activity (UDA)	0
Purpose of contract	Orthodontic	16/17 Contracted orthodontic activity (UOA)	21,588
Contract start date	01/04/2008	Carry forward orthodontic activity (UOA)	0
Contract end date		Baseline contract value	£1,449,471.27

ACCESS	Contract	England and Wales
24 month ratio of assessments to patient IDs	1.12	1.10

**ACTIVITY**


Month	Adjusted Scheduled Activity (UOA)	
	2016	2017
April	4,086	4,519
May	6,098	7,490
June	7,202	8,554
July	10,379	9,846
August	11,193	11,344
September	14,023	12,995
October	16,152	
November	18,441	
December	19,512	
January	20,348	
February	21,256	
March	21,524	
April	21,589	
May	21,589	
June	21,589	

**QUALITY**

	Contract Quantity	Contract Base Number	Contract *	Region	England
% of all assessments that were assess and fit appliances (rolling 12 month period)	923	2,440	37.8%	55.3%	54.1%
% of all assessments that were assess and refuse (rolling 12 month period)	310	2,440	12.7%	11.5%	12.4%
% of all assessments that were assess and review (rolling 12 month period)	1,207	2,440	49.5%	33.2%	33.5%
% of terminated courses where treatment was abandoned or discontinued (rolling 12 month period)	61	841	7.3%	5.7%	7.2%
% of completed treatments indicating that PAR score was taken (year to date)	171	400	42.8%	57.4%	58.9%
Rate of removable appliances per 100 fixed appliances - proposed treatment (rolling 12 month period)	39	1,637	2.38	5.12	5.66
Rate of removable appliances per 100 fixed appliances - completed treatment (rolling 12 month period)	35	1,437	2.44	3.86	4.88
% of courses of treatment with removable appliances only - proposed treatment (rolling 12 month period)	20	923	2.2%	1.8%	2.1%
% of courses of treatment with removable appliances only - completed treatment (rolling 12 month period)	10	780	1.3%	1.6%	1.5%
% of patients satisfied with the treatment they have received (rolling 12 month period)	26	28	92.9%	96.0%	95.7%

\* Figures in italics indicate that the base number is less than 100.

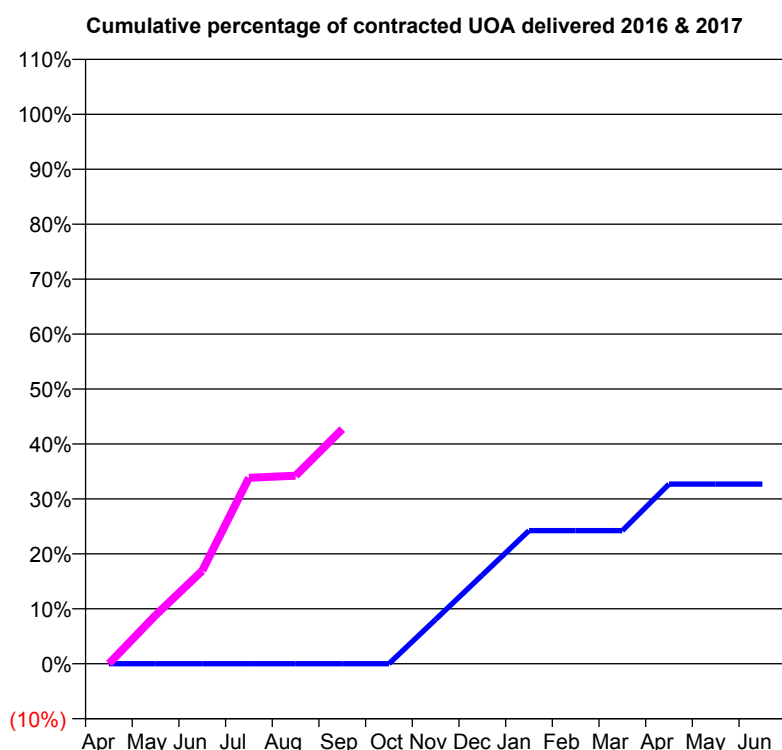
**Q65 - Vital Signs Orthodontic At a Glance Contract Report for 186716/0001 - September 2016**

Name or company name	Parkfield Dental Surgery Ltd
Contract type name	GDS Contract
Purpose of contract	General and Orthodontic
Contract start date	01/04/2007
Contract end date	

16/17 Contracted general activity (UDA)	29,027
Carry forward general activity (UDA)	0
16/17 Contracted orthodontic activity (UOA)	260
Carry forward orthodontic activity (UOA)	0
Baseline contract value	£702,878.57

**ACCESS**

	Contract	England and Wales
24 month ratio of assessments to patient IDs	1.00	1.10

**ACTIVITY**


Month	Adjusted Scheduled Activity (UOA)	
	2016	2017
April	0	0
May	0	23
June	0	44
July	0	88
August	0	89
September	0	111
October	0	
November	21	
December	42	
January	63	
February	63	
March	63	
April	85	
May	85	
June	85	

**QUALITY**

	Contract Quantity	Contract Base Number	Contract *	Region	England
% of all assessments that were assess and fit appliances (rolling 12 month period)	9	16	56.3%	55.3%	54.1%
% of all assessments that were assess and refuse (rolling 12 month period)	1	16	6.3%	11.5%	12.4%
% of all assessments that were assess and review (rolling 12 month period)	6	16	37.5%	33.2%	33.5%
% of terminated courses where treatment was abandoned or discontinued (rolling 12 month period)	4	6	66.7%	5.7%	7.2%
% of completed treatments indicating that PAR score was taken (year to date)	0	1	0.0%	57.4%	58.9%
Rate of removable appliances per 100 fixed appliances - proposed treatment (rolling 12 month period)	0	18	0.00	5.12	5.66
Rate of removable appliances per 100 fixed appliances - completed treatment (rolling 12 month period)	0	3	0.00	3.86	4.88
% of courses of treatment with removable appliances only - proposed treatment (rolling 12 month period)	0	9	0.0%	1.8%	2.1%
% of courses of treatment with removable appliances only - completed treatment (rolling 12 month period)	0	2	0.0%	1.6%	1.5%
% of patients satisfied with the treatment they have received (rolling 12 month period)	0	0	N/A	96.0%	95.7%

\* Figures in italics indicate that the base number is less than 100.

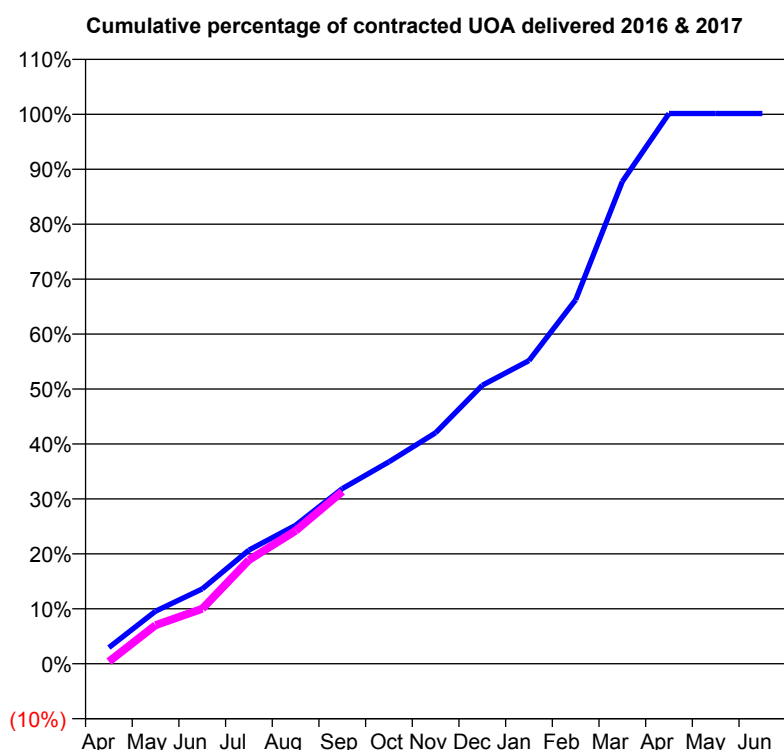
**Q65 - Vital Signs Orthodontic At a Glance Contract Report for 186872/0009 - September 2016**

Name or company name	ORTHOWORLD 2000 LTD
Contract type name	PDS Contract
Purpose of contract	Orthodontic
Contract start date	01/04/2006
Contract end date	31/03/2018

16/17 Contracted general activity (UDA)	0
Carry forward general activity (UDA)	0
16/17 Contracted orthodontic activity (UOA)	15,648
Carry forward orthodontic activity (UOA)	0
Baseline contract value	£1,039,481.73

**ACCESS**

	Contract	England and Wales
24 month ratio of assessments to patient IDs	1.02	1.10

**ACTIVITY**


Month	Adjusted Scheduled Activity (UOA)	
	2016	2017
April	462	63
May	1,497	1,098
June	2,132	1,565
July	3,237	2,957
August	3,942	3,789
September	4,988	4,903
October	5,751	
November	6,580	
December	7,932	
January	8,632	
February	10,364	
March	13,735	
April	15,670	
May	15,670	
June	15,670	

**QUALITY**

	Contract Quantity	Contract Base Number	Contract *	Region	England
% of all assessments that were assess and fit appliances (rolling 12 month period)	726	1,209	60.0%	55.3%	54.1%
% of all assessments that were assess and refuse (rolling 12 month period)	231	1,209	19.1%	11.5%	12.4%
% of all assessments that were assess and review (rolling 12 month period)	252	1,209	20.8%	33.2%	33.5%
% of terminated courses where treatment was abandoned or discontinued (rolling 12 month period)	55	358	15.4%	5.7%	7.2%
% of completed treatments indicating that PAR score was taken (year to date)	125	142	88.0%	57.4%	58.9%
Rate of removable appliances per 100 fixed appliances - proposed treatment (rolling 12 month period)	23	1,441	1.60	5.12	5.66
Rate of removable appliances per 100 fixed appliances - completed treatment (rolling 12 month period)	8	587	1.36	3.86	4.88
% of courses of treatment with removable appliances only - proposed treatment (rolling 12 month period)	2	726	0.3%	1.8%	2.1%
% of courses of treatment with removable appliances only - completed treatment (rolling 12 month period)	5	303	1.7%	1.6%	1.5%
% of patients satisfied with the treatment they have received (rolling 12 month period)	25	26	96.2%	96.0%	95.7%

\* Figures in italics indicate that the base number is less than 100.

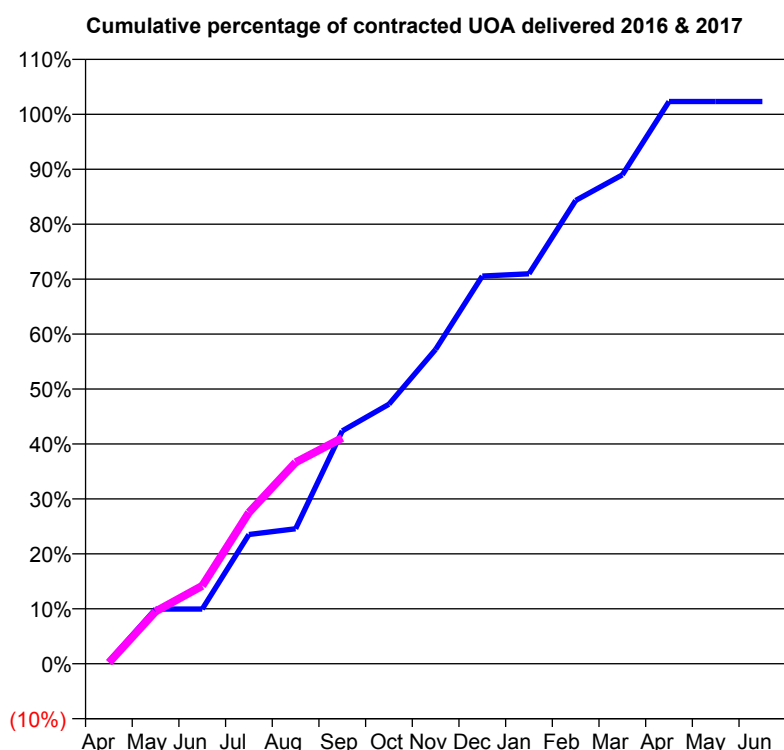
**Q65 - Vital Signs Orthodontic At a Glance Contract Report for 197963/0001 - September 2016**

Name or company name	Linden House Dental Practice
Contract type name	GDS Contract
Purpose of contract	General and Orthodontic
Contract start date	01/02/2011
Contract end date	

16/17 Contracted general activity (UDA)	3,702
Carry forward general activity (UDA)	0
16/17 Contracted orthodontic activity (UOA)	472
Carry forward orthodontic activity (UOA)	0
Baseline contract value	£118,349.32

**ACCESS**

	Contract	England and Wales
24 month ratio of assessments to patient IDs	1.00	1.10

**ACTIVITY**


Month	Adjusted Scheduled Activity (UOA)	
	2016	2017
April	2	1
May	47	45
June	47	67
July	111	130
August	116	173
September	200	194
October	223	
November	270	
December	333	
January	335	
February	398	
March	420	
April	483	
May	483	
June	483	

**QUALITY**

	Contract Quantity	Contract Base Number	Contract *	Region	England
% of all assessments that were assess and fit appliances (rolling 12 month period)	23	34	67.6%	55.3%	54.1%
% of all assessments that were assess and refuse (rolling 12 month period)	5	34	14.7%	11.5%	12.4%
% of all assessments that were assess and review (rolling 12 month period)	6	34	17.6%	33.2%	33.5%
% of terminated courses where treatment was abandoned or discontinued (rolling 12 month period)	0	24	0.0%	5.7%	7.2%
% of completed treatments indicating that PAR score was taken (year to date)	11	12	91.7%	57.4%	58.9%
Rate of removable appliances per 100 fixed appliances - proposed treatment (rolling 12 month period)	3	34	8.82	5.12	5.66
Rate of removable appliances per 100 fixed appliances - completed treatment (rolling 12 month period)	3	3	100.00	3.86	4.88
% of courses of treatment with removable appliances only - proposed treatment (rolling 12 month period)	3	23	13.0%	1.8%	2.1%
% of courses of treatment with removable appliances only - completed treatment (rolling 12 month period)	3	24	12.5%	1.6%	1.5%
% of patients satisfied with the treatment they have received (rolling 12 month period)	2	2	100.0%	96.0%	95.7%

\* Figures in italics indicate that the base number is less than 100.



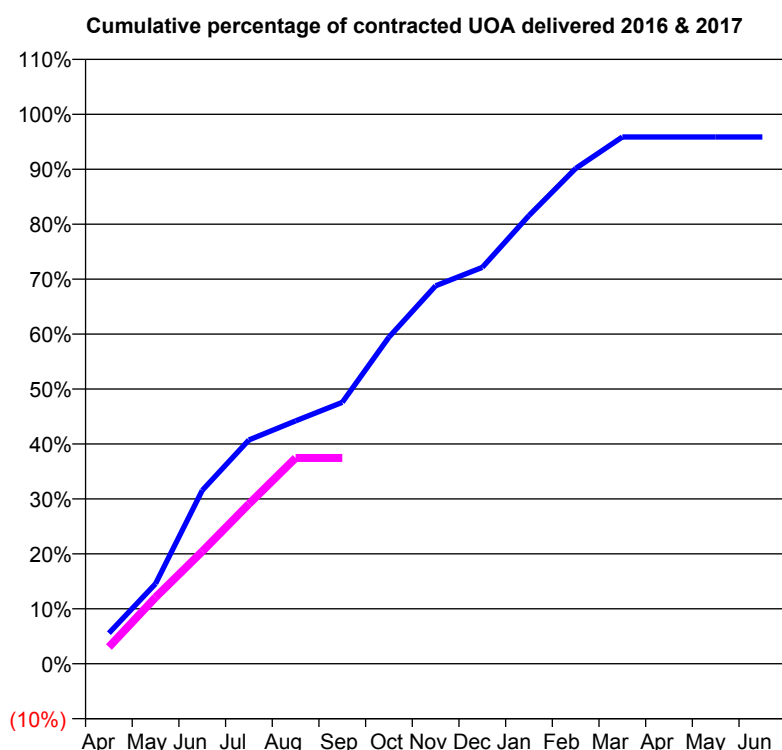
**Q65 - Vital Signs Orthodontic At a Glance Contract Report for 222399/0001 - September 2016**

Name or company name	MR S KUMORDZIE
Contract type name	GDS Contract
Purpose of contract	General and Orthodontic
Contract start date	01/04/2006
Contract end date	

16/17 Contracted general activity (UDA)	5,751
Carry forward general activity (UDA)	0
16/17 Contracted orthodontic activity (UOA)	753
Carry forward orthodontic activity (UOA)	0
Baseline contract value	£184,510.37

**ACCESS**

	Contract	England and Wales
24 month ratio of assessments to patient IDs	1.08	1.10

**ACTIVITY**


Month	Adjusted Scheduled Activity (UOA)	
	2016	2017
April	42	23
May	110	91
June	238	154
July	307	219
August	333	282
September	358	282
October	448	
November	518	
December	543	
January	614	
February	679	
March	722	
April	722	
May	722	
June	722	

**QUALITY**

	Contract Quantity	Contract Base Number	Contract *	Region	England
% of all assessments that were assess and fit appliances (rolling 12 month period)	30	43	69.8%	55.3%	54.1%
% of all assessments that were assess and refuse (rolling 12 month period)	6	43	14.0%	11.5%	12.4%
% of all assessments that were assess and review (rolling 12 month period)	7	43	16.3%	33.2%	33.5%
% of terminated courses where treatment was abandoned or discontinued (rolling 12 month period)	1	32	3.1%	5.7%	7.2%
% of completed treatments indicating that PAR score was taken (year to date)	0	15	0.0%	57.4%	58.9%
Rate of removable appliances per 100 fixed appliances - proposed treatment (rolling 12 month period)	0	0	N/A	5.12	5.66
Rate of removable appliances per 100 fixed appliances - completed treatment (rolling 12 month period)	0	0	N/A	3.86	4.88
% of courses of treatment with removable appliances only - proposed treatment (rolling 12 month period)	0	30	0.0%	1.8%	2.1%
% of courses of treatment with removable appliances only - completed treatment (rolling 12 month period)	0	31	0.0%	1.6%	1.5%
% of patients satisfied with the treatment they have received (rolling 12 month period)	1	1	100.0%	96.0%	95.7%

\* Figures in italics indicate that the base number is less than 100.

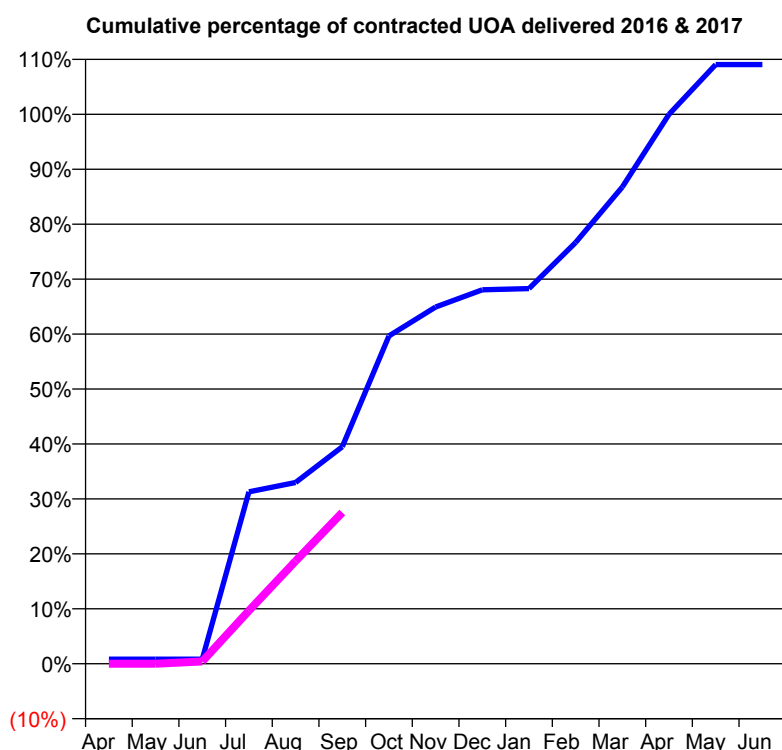
**Q65 - Vital Signs Orthodontic At a Glance Contract Report for 331791/0001 - September 2016**

Name or company name	MR AM RICHARDS
Contract type name	PDS Contract
Purpose of contract	Orthodontic
Contract start date	01/04/2006
Contract end date	31/03/2018

16/17 Contracted general activity (UDA)	0
Carry forward general activity (UDA)	0
16/17 Contracted orthodontic activity (UOA)	476
Carry forward orthodontic activity (UOA)	0
Baseline contract value	£31,619.82

**ACCESS**

	Contract	England and Wales
24 month ratio of assessments to patient IDs	1.05	1.10

**ACTIVITY**


Month	Adjusted Scheduled Activity (UOA)	
	2016	2017
April	4	0
May	4	0
June	4	2
July	149	46
August	157	89
September	188	131
October	284	
November	309	
December	324	
January	325	
February	365	
March	413	
April	476	
May	519	
June	519	

**QUALITY**

	Contract Quantity	Contract Base Number	Contract *	Region	England
% of all assessments that were assess and fit appliances (rolling 12 month period)	20	81	24.7%	55.3%	54.1%
% of all assessments that were assess and refuse (rolling 12 month period)	18	81	22.2%	11.5%	12.4%
% of all assessments that were assess and review (rolling 12 month period)	43	81	53.1%	33.2%	33.5%
% of terminated courses where treatment was abandoned or discontinued (rolling 12 month period)	0	13	0.0%	5.7%	7.2%
% of completed treatments indicating that PAR score was taken (year to date)	0	6	0.0%	57.4%	58.9%
Rate of removable appliances per 100 fixed appliances - proposed treatment (rolling 12 month period)	0	35	0.00	5.12	5.66
Rate of removable appliances per 100 fixed appliances - completed treatment (rolling 12 month period)	0	0	N/A	3.86	4.88
% of courses of treatment with removable appliances only - proposed treatment (rolling 12 month period)	0	20	0.0%	1.8%	2.1%
% of courses of treatment with removable appliances only - completed treatment (rolling 12 month period)	0	13	0.0%	1.6%	1.5%
% of patients satisfied with the treatment they have received (rolling 12 month period)	0	0	N/A	96.0%	95.7%

\* Figures in italics indicate that the base number is less than 100.

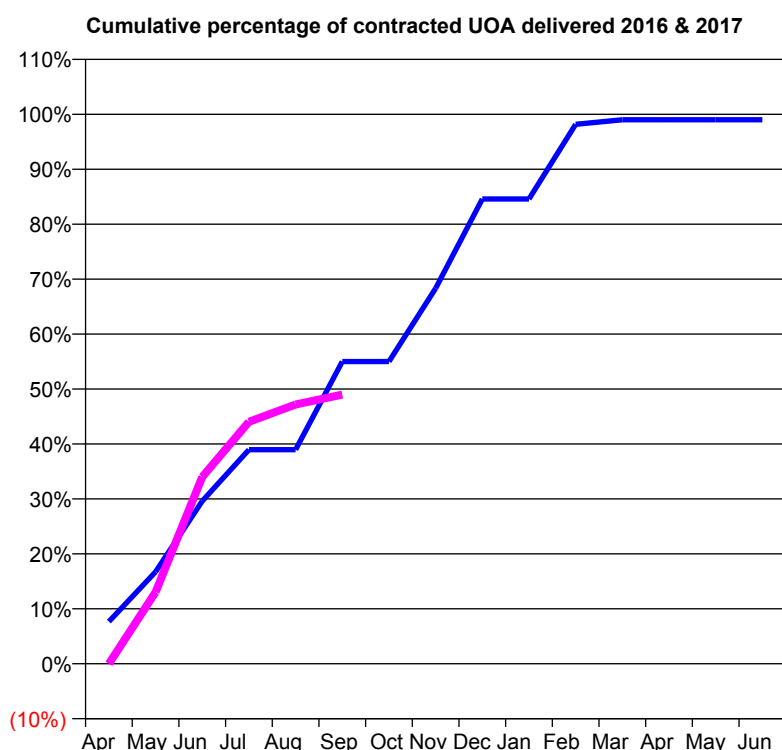
**Q65 - Vital Signs Orthodontic At a Glance Contract Report for 568031/0001 - September 2016**

Name or company name	MR SC LAWSON
Contract type name	GDS Contract
Purpose of contract	General and Orthodontic
Contract start date	01/01/2015
Contract end date	

16/17 Contracted general activity (UDA)	2,463
Carry forward general activity (UDA)	0
16/17 Contracted orthodontic activity (UOA)	729
Carry forward orthodontic activity (UOA)	0
Baseline contract value	£107,171.28

**ACCESS**

	Contract	England and Wales
24 month ratio of assessments to patient IDs	1.17	1.10

**ACTIVITY**


Month	Adjusted Scheduled Activity (UOA)	
	2016	2017
April	56	0
May	122	95
June	216	248
July	284	321
August	284	344
September	401	357
October	401	
November	498	
December	617	
January	617	
February	716	
March	722	
April	722	
May	722	
June	722	

**QUALITY**

	Contract Quantity	Contract Base Number	Contract *	Region	England
% of all assessments that were assess and fit appliances (rolling 12 month period)	30	111	27.0%	55.3%	54.1%
% of all assessments that were assess and refuse (rolling 12 month period)	12	111	10.8%	11.5%	12.4%
% of all assessments that were assess and review (rolling 12 month period)	69	111	62.2%	33.2%	33.5%
% of terminated courses where treatment was abandoned or discontinued (rolling 12 month period)	4	43	9.3%	5.7%	7.2%
% of completed treatments indicating that PAR score was taken (year to date)	20	20	100.0%	57.4%	58.9%
Rate of removable appliances per 100 fixed appliances - proposed treatment (rolling 12 month period)	2	56	3.57	5.12	5.66
Rate of removable appliances per 100 fixed appliances - completed treatment (rolling 12 month period)	1	24	4.17	3.86	4.88
% of courses of treatment with removable appliances only - proposed treatment (rolling 12 month period)	0	30	0.0%	1.8%	2.1%
% of courses of treatment with removable appliances only - completed treatment (rolling 12 month period)	0	39	0.0%	1.6%	1.5%
% of patients satisfied with the treatment they have received (rolling 12 month period)	1	1	100.0%	96.0%	95.7%

\* Figures in italics indicate that the base number is less than 100.

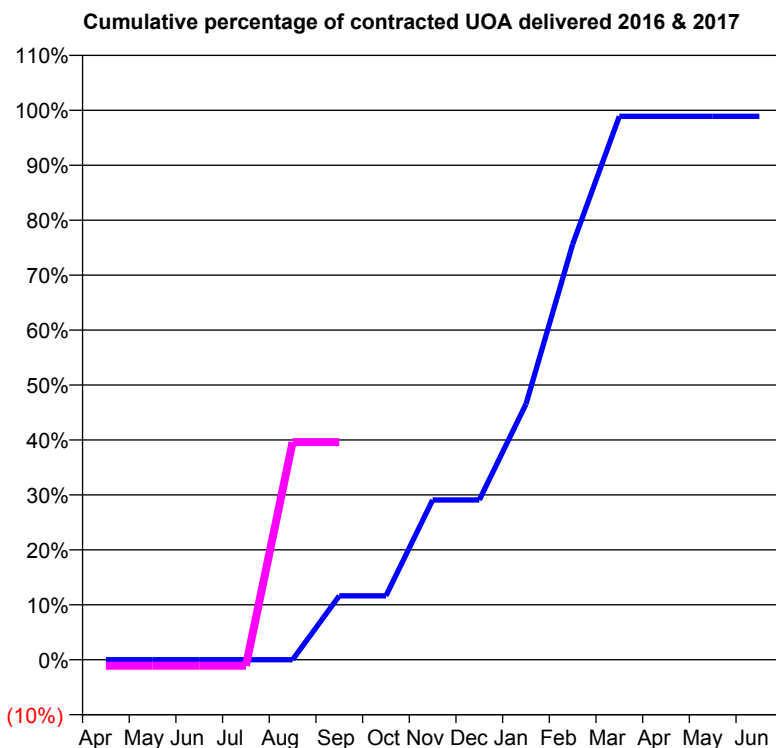
**Q65 - Vital Signs Orthodontic At a Glance Contract Report for 618942/0004 - September 2016**

Name or company name	MR SP CHADWICK
Contract type name	PDS Contract
Purpose of contract	Orthodontic
Contract start date	06/04/2010
Contract end date	05/04/2020

16/17 Contracted general activity (UDA)	0
Carry forward general activity (UDA)	0
16/17 Contracted orthodontic activity (UOA)	361
Carry forward orthodontic activity (UOA)	4
Baseline contract value	£34,971.70

**ACCESS**

	Contract	England and Wales
24 month ratio of assessments to patient IDs	1.00	1.10

**ACTIVITY**


Month	Adjusted Scheduled Activity (UOA)	
	2016	2017
April	0	-4
May	0	-4
June	0	-4
July	0	-4
August	0	143
September	42	143
October	42	
November	105	
December	105	
January	168	
February	273	
March	357	
April	357	
May	357	
June	357	

**QUALITY**

	Contract Quantity	Contract Base Number	Contract *	Region	England
% of all assessments that were assess and fit appliances (rolling 12 month period)	22	22	100.0%	55.3%	54.1%
% of all assessments that were assess and refuse (rolling 12 month period)	0	22	0.0%	11.5%	12.4%
% of all assessments that were assess and review (rolling 12 month period)	0	22	0.0%	33.2%	33.5%
% of terminated courses where treatment was abandoned or discontinued (rolling 12 month period)	0	11	0.0%	5.7%	7.2%
% of completed treatments indicating that PAR score was taken (year to date)	2	2	100.0%	57.4%	58.9%
Rate of removable appliances per 100 fixed appliances - proposed treatment (rolling 12 month period)	0	0	N/A	5.12	5.66
Rate of removable appliances per 100 fixed appliances - completed treatment (rolling 12 month period)	1	20	5.00	3.86	4.88
% of courses of treatment with removable appliances only - proposed treatment (rolling 12 month period)	0	22	0.0%	1.8%	2.1%
% of courses of treatment with removable appliances only - completed treatment (rolling 12 month period)	0	11	0.0%	1.6%	1.5%
% of patients satisfied with the treatment they have received (rolling 12 month period)	0	0	N/A	96.0%	95.7%

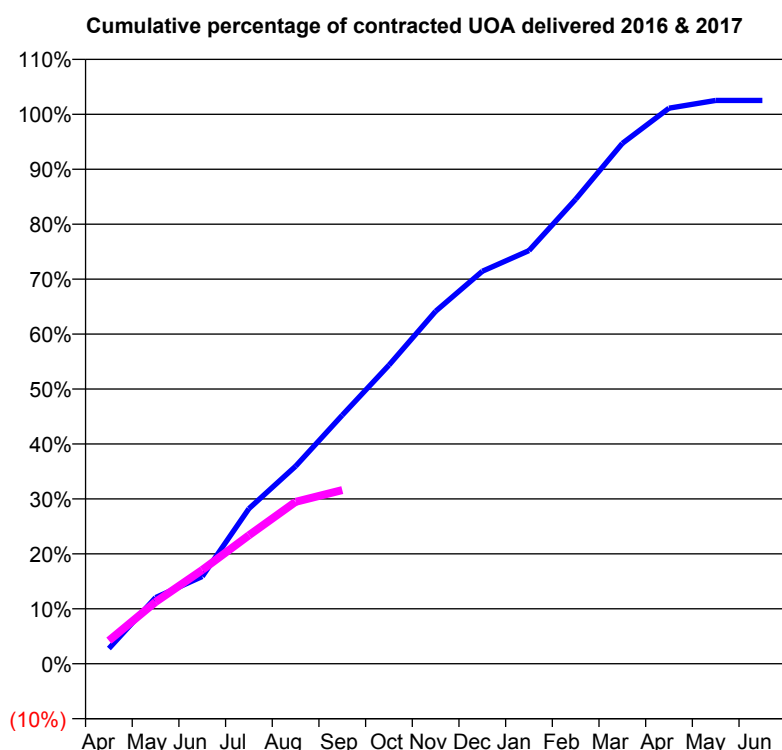
\* Figures in italics indicate that the base number is less than 100.

**Q65 - Vital Signs Orthodontic At a Glance Contract Report for 644927/0003 - September 2016**

Name or company name	MR MR BRICKLEY	16/17 Contracted general activity (UDA)	0
Contract type name	PDS Contract	Carry forward general activity (UDA)	0
Purpose of contract	Orthodontic	16/17 Contracted orthodontic activity (UOA)	14,874
Contract start date	01/04/2006	Carry forward orthodontic activity (UOA)	0
Contract end date	31/03/2018	Baseline contract value	£1,028,649.61

**ACCESS**

	Contract	England and Wales
24 month ratio of assessments to patient IDs	1.23	1.10

**ACTIVITY**


Month	Adjusted Scheduled Activity (UOA)	
	2016	2017
April	415	626
May	1,791	1,672
June	2,361	2,540
July	4,199	3,477
August	5,347	4,384
September	6,730	4,700
October	8,085	
November	9,541	
December	10,624	
January	11,184	
February	12,573	
March	14,088	
April	15,039	
May	15,249	
June	15,249	

**QUALITY**

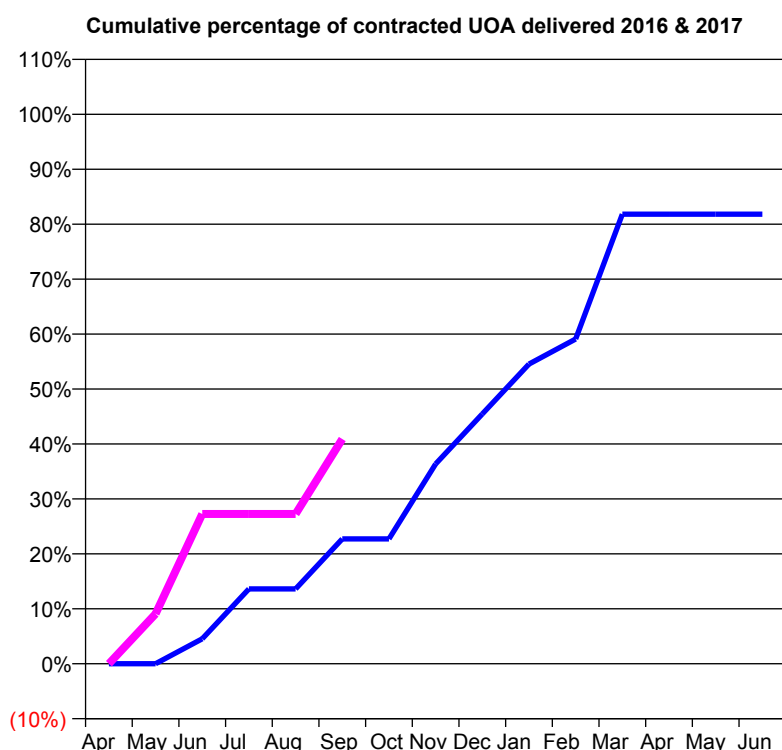
	Contract Quantity	Contract Base Number	Contract *	Region	England
% of all assessments that were assess and fit appliances (rolling 12 month period)	616	1,315	46.8%	55.3%	54.1%
% of all assessments that were assess and refuse (rolling 12 month period)	155	1,315	11.8%	11.5%	12.4%
% of all assessments that were assess and review (rolling 12 month period)	544	1,315	41.4%	33.2%	33.5%
% of terminated courses where treatment was abandoned or discontinued (rolling 12 month period)	22	789	2.8%	5.7%	7.2%
% of completed treatments indicating that PAR score was taken (year to date)	283	327	86.5%	57.4%	58.9%
Rate of removable appliances per 100 fixed appliances - proposed treatment (rolling 12 month period)	29	1,209	2.40	5.12	5.66
Rate of removable appliances per 100 fixed appliances - completed treatment (rolling 12 month period)	49	1,478	3.32	3.86	4.88
% of courses of treatment with removable appliances only - proposed treatment (rolling 12 month period)	2	616	0.3%	1.8%	2.1%
% of courses of treatment with removable appliances only - completed treatment (rolling 12 month period)	8	767	1.0%	1.6%	1.5%
% of patients satisfied with the treatment they have received (rolling 12 month period)	15	15	100.0%	96.0%	95.7%

\* Figures in italics indicate that the base number is less than 100.

**Q65 - Vital Signs Orthodontic At a Glance Contract Report for 740594/0002 - September 2016**

Name or company name	MISS JM HAYES	16/17 Contracted general activity (UDA)	0
Contract type name	PDS Contract	Carry forward general activity (UDA)	0
Purpose of contract	Orthodontic	16/17 Contracted orthodontic activity (UOA)	462
Contract start date	01/04/2006	Carry forward orthodontic activity (UOA)	0
Contract end date		Baseline contract value	£29,979.64

ACCESS	Contract	England and Wales
24 month ratio of assessments to patient IDs	1.00	1.10

**ACTIVITY**


Month	Adjusted Scheduled Activity (UOA)	
	2016	2017
April	0	0
May	0	42
June	21	126
July	63	126
August	63	126
September	105	189
October	105	
November	168	
December	210	
January	252	
February	273	
March	378	
April	378	
May	378	
June	378	

**QUALITY**

	Contract Quantity	Contract Base Number	Contract *	Region	England
% of all assessments that were assess and fit appliances (rolling 12 month period)	23	23	100.0%	55.3%	54.1%
% of all assessments that were assess and refuse (rolling 12 month period)	0	23	0.0%	11.5%	12.4%
% of all assessments that were assess and review (rolling 12 month period)	0	23	0.0%	33.2%	33.5%
% of terminated courses where treatment was abandoned or discontinued (rolling 12 month period)	1	11	9.1%	5.7%	7.2%
% of completed treatments indicating that PAR score was taken (year to date)	2	4	50.0%	57.4%	58.9%
Rate of removable appliances per 100 fixed appliances - proposed treatment (rolling 12 month period)	2	43	4.65	5.12	5.66
Rate of removable appliances per 100 fixed appliances - completed treatment (rolling 12 month period)	1	19	5.26	3.86	4.88
% of courses of treatment with removable appliances only - proposed treatment (rolling 12 month period)	0	23	0.0%	1.8%	2.1%
% of courses of treatment with removable appliances only - completed treatment (rolling 12 month period)	0	10	0.0%	1.6%	1.5%
% of patients satisfied with the treatment they have received (rolling 12 month period)	1	1	100.0%	96.0%	95.7%

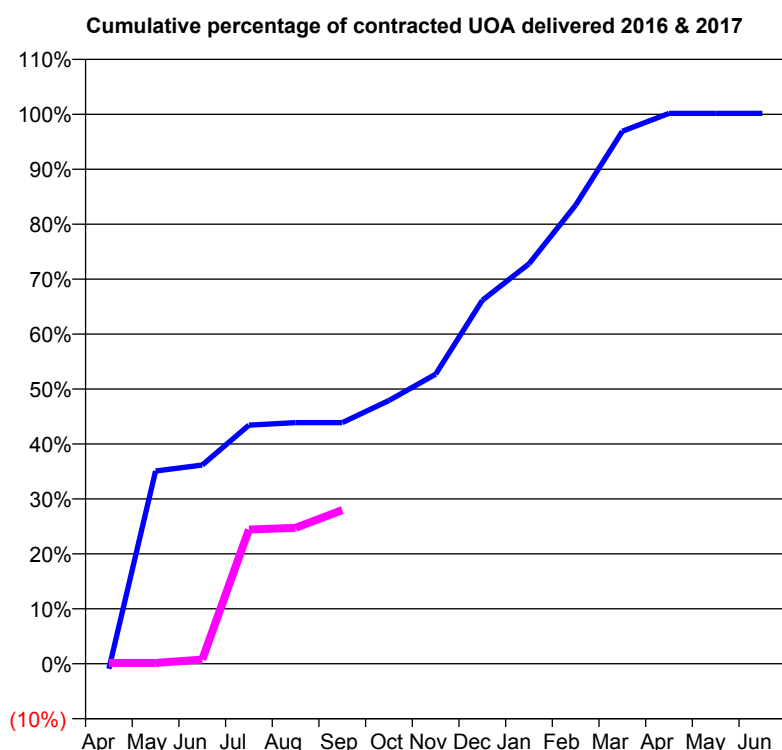
\* Figures in italics indicate that the base number is less than 100.

**Q65 - Vital Signs Orthodontic At a Glance Contract Report for 810339/0001 - September 2016**

Name or company name	MRS C MATHIESON	16/17 Contracted general activity (UDA)	0
Contract type name	PDS Contract	Carry forward general activity (UDA)	0
Purpose of contract	Orthodontic	16/17 Contracted orthodontic activity (UOA)	647
Contract start date	01/04/2006	Carry forward orthodontic activity (UOA)	0
Contract end date	31/03/2021	Baseline contract value	£43,429.52

**ACCESS**

	Contract	England and Wales
24 month ratio of assessments to patient IDs	1.14	1.10

**ACTIVITY**


Month	Adjusted Scheduled Activity (UOA)	
	2016	2017
April	-6	1
May	227	1
June	234	5
July	281	158
August	284	160
September	284	181
October	310	
November	341	
December	428	
January	471	
February	540	
March	627	
April	648	
May	648	
June	648	

**QUALITY**

	Contract Quantity	Contract Base Number	Contract *	Region	England
% of all assessments that were assess and fit appliances (rolling 12 month period)	25	67	37.3%	55.3%	54.1%
% of all assessments that were assess and refuse (rolling 12 month period)	11	67	16.4%	11.5%	12.4%
% of all assessments that were assess and review (rolling 12 month period)	31	67	46.3%	33.2%	33.5%
% of terminated courses where treatment was abandoned or discontinued (rolling 12 month period)	3	15	20.0%	5.7%	7.2%
% of completed treatments indicating that PAR score was taken (year to date)	3	3	100.0%	57.4%	58.9%
Rate of removable appliances per 100 fixed appliances - proposed treatment (rolling 12 month period)	2	46	4.35	5.12	5.66
Rate of removable appliances per 100 fixed appliances - completed treatment (rolling 12 month period)	0	0	N/A	3.86	4.88
% of courses of treatment with removable appliances only - proposed treatment (rolling 12 month period)	0	25	0.0%	1.8%	2.1%
% of courses of treatment with removable appliances only - completed treatment (rolling 12 month period)	0	12	0.0%	1.6%	1.5%
% of patients satisfied with the treatment they have received (rolling 12 month period)	3	3	100.0%	96.0%	95.7%

\* Figures in italics indicate that the base number is less than 100.

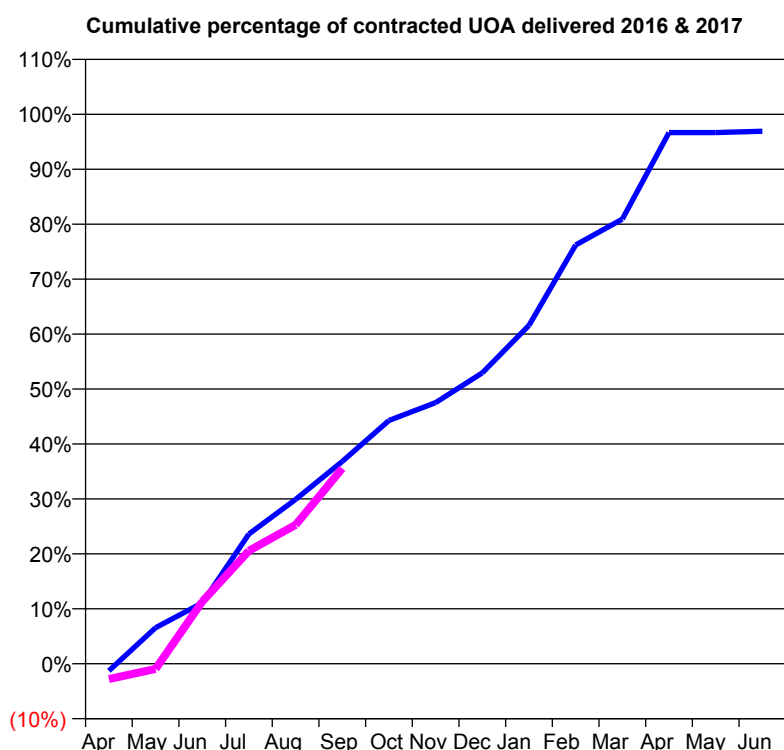
**Q65 - Vital Signs Orthodontic At a Glance Contract Report for 813958/0001 - September 2016**

Name or company name	MR AA PARFITT
Contract type name	GDS Contract
Purpose of contract	Orthodontic
Contract start date	01/04/2006
Contract end date	

16/17 Contracted general activity (UDA)	0
Carry forward general activity (UDA)	0
16/17 Contracted orthodontic activity (UOA)	8,970
Carry forward orthodontic activity (UOA)	278
Baseline contract value	£595,555.28

**ACCESS**

	Contract	England and Wales
24 month ratio of assessments to patient IDs	1.00	1.10

**ACTIVITY**


Month	Adjusted Scheduled Activity (UOA)	
	2016	2017
April	-116	-252
May	589	-86
June	993	1,015
July	2,118	1,844
August	2,683	2,266
September	3,303	3,191
October	3,972	
November	4,264	
December	4,748	
January	5,523	
February	6,835	
March	7,258	
April	8,670	
May	8,671	
June	8,692	

**QUALITY**

	Contract Quantity	Contract Base Number	Contract *	Region	England
% of all assessments that were assess and fit appliances (rolling 12 month period)	386	1,206	32.0%	55.3%	54.1%
% of all assessments that were assess and refuse (rolling 12 month period)	311	1,206	25.8%	11.5%	12.4%
% of all assessments that were assess and review (rolling 12 month period)	509	1,206	42.2%	33.2%	33.5%
% of terminated courses where treatment was abandoned or discontinued (rolling 12 month period)	11	382	2.9%	5.7%	7.2%
% of completed treatments indicating that PAR score was taken (year to date)	91	187	48.7%	57.4%	58.9%
Rate of removable appliances per 100 fixed appliances - proposed treatment (rolling 12 month period)	5	731	0.68	5.12	5.66
Rate of removable appliances per 100 fixed appliances - completed treatment (rolling 12 month period)	15	726	2.07	3.86	4.88
% of courses of treatment with removable appliances only - proposed treatment (rolling 12 month period)	5	386	1.3%	1.8%	2.1%
% of courses of treatment with removable appliances only - completed treatment (rolling 12 month period)	7	371	1.9%	1.6%	1.5%
% of patients satisfied with the treatment they have received (rolling 12 month period)	15	15	100.0%	96.0%	95.7%

\* Figures in italics indicate that the base number is less than 100.



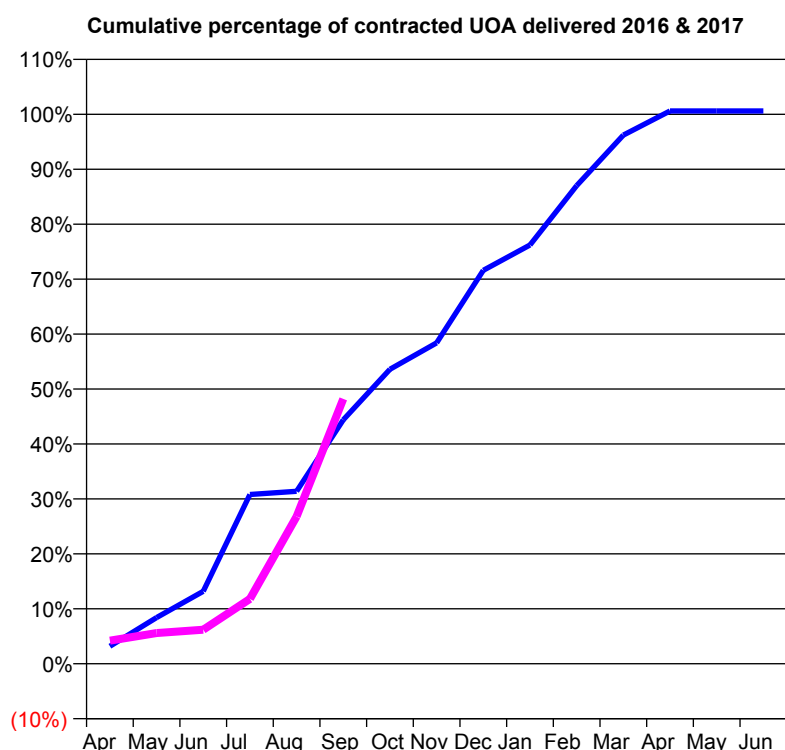
**Q65 - Vital Signs Orthodontic At a Glance Contract Report for 836133/0001 - September 2016**

Name or company name	MRS LA BARNES
Contract type name	GDS Contract
Purpose of contract	General and Orthodontic
Contract start date	01/06/2013
Contract end date	

16/17 Contracted general activity (UDA)	13,500
Carry forward general activity (UDA)	35
16/17 Contracted orthodontic activity (UOA)	500
Carry forward orthodontic activity (UOA)	0
Baseline contract value	£333,991.66

**ACCESS**

	Contract	England and Wales
24 month ratio of assessments to patient IDs	1.11	1.10

**ACTIVITY**


Month	Adjusted Scheduled Activity (UOA)	
	2016	2017
April	16	21
May	42	28
June	66	31
July	154	59
August	157	134
September	222	241
October	268	
November	292	
December	358	
January	381	
February	435	
March	481	
April	503	
May	503	
June	503	

**QUALITY**

	Contract Quantity	Contract Base Number	Contract *	Region	England
% of all assessments that were assess and fit appliances (rolling 12 month period)	22	82	26.8%	55.3%	54.1%
% of all assessments that were assess and refuse (rolling 12 month period)	10	82	12.2%	11.5%	12.4%
% of all assessments that were assess and review (rolling 12 month period)	50	82	61.0%	33.2%	33.5%
% of terminated courses where treatment was abandoned or discontinued (rolling 12 month period)	1	1	100.0%	5.7%	7.2%
% of completed treatments indicating that PAR score was taken (year to date)	0	0	N/A	57.4%	58.9%
Rate of removable appliances per 100 fixed appliances - proposed treatment (rolling 12 month period)	0	28	0.00	5.12	5.66
Rate of removable appliances per 100 fixed appliances - completed treatment (rolling 12 month period)	0	0	N/A	3.86	4.88
% of courses of treatment with removable appliances only - proposed treatment (rolling 12 month period)	0	22	0.0%	1.8%	2.1%
% of courses of treatment with removable appliances only - completed treatment (rolling 12 month period)	0	0	N/A	1.6%	1.5%
% of patients satisfied with the treatment they have received (rolling 12 month period)	0	0	N/A	96.0%	95.7%

\* Figures in italics indicate that the base number is less than 100.

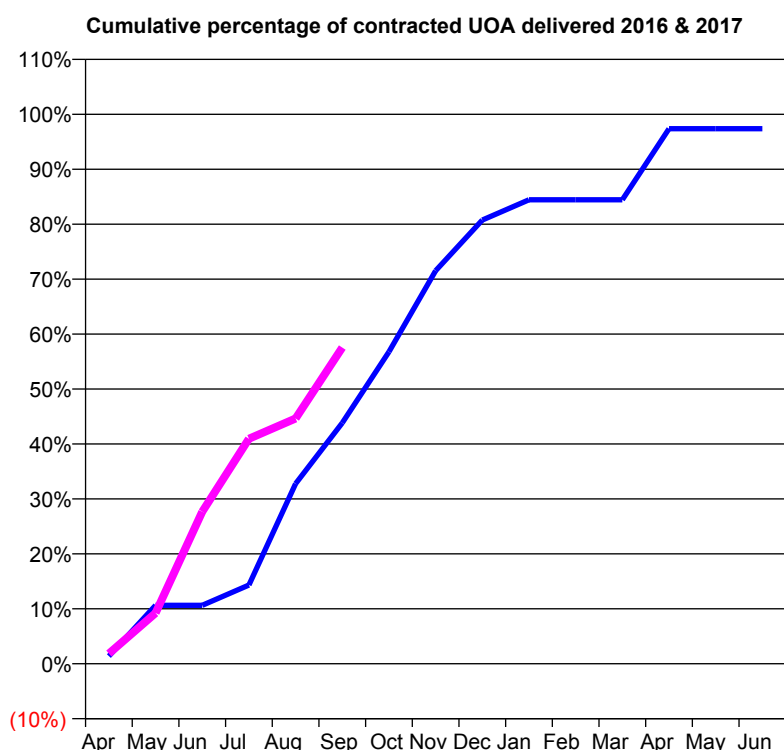
**Q65 - Vital Signs Orthodontic At a Glance Contract Report for 913782/0001 - September 2016**

Name or company name	MR PJ DRUGAN
Contract type name	GDS Contract
Purpose of contract	General and Orthodontic
Contract start date	01/04/2006
Contract end date	

16/17 Contracted general activity (UDA)	31,020
Carry forward general activity (UDA)	0
16/17 Contracted orthodontic activity (UOA)	1,138
Carry forward orthodontic activity (UOA)	0
Baseline contract value	£743,219.46

**ACCESS**

	Contract	England and Wales
24 month ratio of assessments to patient IDs	1.05	1.10

**ACTIVITY**


Month	Adjusted Scheduled Activity (UOA)	
	2016	2017
April	16	21
May	121	105
June	121	315
July	163	466
August	373	508
September	499	655
October	646	
November	814	
December	919	
January	961	
February	961	
March	961	
April	1,108	
May	1,108	
June	1,108	

**QUALITY**

	Contract Quantity	Contract Base Number	Contract *	Region	England
% of all assessments that were assess and fit appliances (rolling 12 month period)	61	61	100.0%	55.3%	54.1%
% of all assessments that were assess and refuse (rolling 12 month period)	0	61	0.0%	11.5%	12.4%
% of all assessments that were assess and review (rolling 12 month period)	0	61	0.0%	33.2%	33.5%
% of terminated courses where treatment was abandoned or discontinued (rolling 12 month period)	0	37	0.0%	5.7%	7.2%
% of completed treatments indicating that PAR score was taken (year to date)	28	28	100.0%	57.4%	58.9%
Rate of removable appliances per 100 fixed appliances - proposed treatment (rolling 12 month period)	3	105	2.86	5.12	5.66
Rate of removable appliances per 100 fixed appliances - completed treatment (rolling 12 month period)	0	69	0.00	3.86	4.88
% of courses of treatment with removable appliances only - proposed treatment (rolling 12 month period)	2	61	3.3%	1.8%	2.1%
% of courses of treatment with removable appliances only - completed treatment (rolling 12 month period)	0	37	0.0%	1.6%	1.5%
% of patients satisfied with the treatment they have received (rolling 12 month period)	3	3	100.0%	96.0%	95.7%

\* Figures in italics indicate that the base number is less than 100.

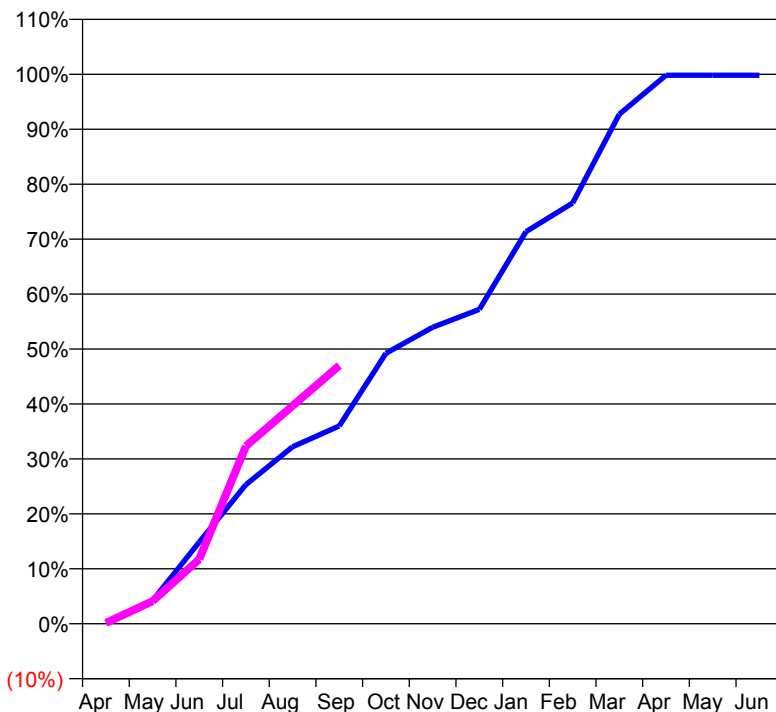
**Q66 - Vital Signs Orthodontic At a Glance Contract Report for 116106/0001 - September 2016**

Name or company name	Ward Dental Ltd
Contract type name	GDS Contract
Purpose of contract	General and Orthodontic
Contract start date	01/06/2007
Contract end date	

16/17 Contracted general activity (UDA)	1,378
Carry forward general activity (UDA)	-10
16/17 Contracted orthodontic activity (UOA)	650
Carry forward orthodontic activity (UOA)	1
Baseline contract value	£79,728.12

**ACCESS**

	Contract	England and Wales
24 month ratio of assessments to patient IDs	1.20	1.10

**ACTIVITY**
**Cumulative percentage of contracted UOA delivered 2016 & 2017**

**Adjusted Scheduled Activity (UOA)**

Month	2016	2017
April	2	1
May	28	27
June	97	76
July	165	210
August	209	258
September	234	305
October	320	
November	351	
December	372	
January	464	
February	498	
March	603	
April	649	
May	649	
June	649	

**QUALITY**

	Contract Quantity	Contract Base Number	Contract *	Region	England
% of all assessments that were assess and fit appliances (rolling 12 month period)	32	91	35.2%	55.3%	54.1%
% of all assessments that were assess and refuse (rolling 12 month period)	9	91	9.9%	11.5%	12.4%
% of all assessments that were assess and review (rolling 12 month period)	50	91	54.9%	33.2%	33.5%
% of terminated courses where treatment was abandoned or discontinued (rolling 12 month period)	2	16	12.5%	5.7%	7.2%
% of completed treatments indicating that PAR score was taken (year to date)	6	6	100.0%	57.4%	58.9%
Rate of removable appliances per 100 fixed appliances - proposed treatment (rolling 12 month period)	3	53	5.66	5.12	5.66
Rate of removable appliances per 100 fixed appliances - completed treatment (rolling 12 month period)	3	21	14.29	3.86	4.88
% of courses of treatment with removable appliances only - proposed treatment (rolling 12 month period)	1	32	3.1%	1.8%	2.1%
% of courses of treatment with removable appliances only - completed treatment (rolling 12 month period)	2	14	14.3%	1.6%	1.5%
% of patients satisfied with the treatment they have received (rolling 12 month period)	0	0	N/A	96.0%	95.7%

\* Figures in italics indicate that the base number is less than 100.

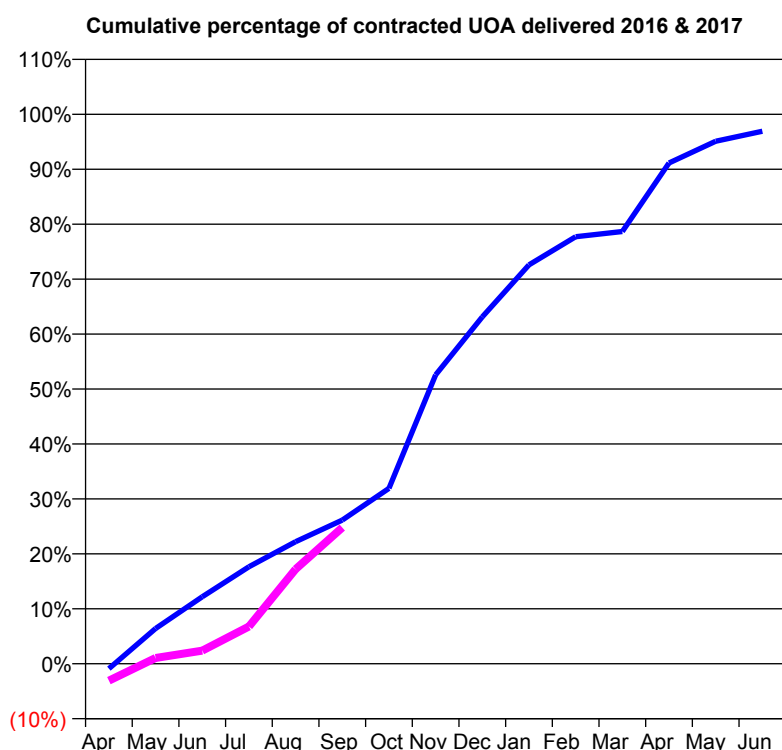
**Q66 - Vital Signs Orthodontic At a Glance Contract Report for 135402/0001 - September 2016**

Name or company name	River Practice Limited
Contract type name	PDS Contract
Purpose of contract	Orthodontic
Contract start date	01/04/2010
Contract end date	31/03/2018

16/17 Contracted general activity (UDA)	0
Carry forward general activity (UDA)	0
16/17 Contracted orthodontic activity (UOA)	7,000
Carry forward orthodontic activity (UOA)	216
Baseline contract value	£448,569.11

**ACCESS**

	Contract	England and Wales
24 month ratio of assessments to patient IDs	1.04	1.10

**ACTIVITY**


Month	Adjusted Scheduled Activity (UOA)	
	2016	2017
April	-63	-216
May	449	74
June	854	167
July	1,236	474
August	1,555	1,205
September	1,831	1,736
October	2,235	
November	3,680	
December	4,420	
January	5,081	
February	5,441	
March	5,507	
April	6,379	
May	6,656	
June	6,784	

**QUALITY**

	Contract Quantity	Contract Base Number	Contract *	Region	England
% of all assessments that were assess and fit appliances (rolling 12 month period)	333	485	68.7%	55.3%	54.1%
% of all assessments that were assess and refuse (rolling 12 month period)	117	485	24.1%	11.5%	12.4%
% of all assessments that were assess and review (rolling 12 month period)	35	485	7.2%	33.2%	33.5%
% of terminated courses where treatment was abandoned or discontinued (rolling 12 month period)	8	172	4.7%	5.7%	7.2%
% of completed treatments indicating that PAR score was taken (year to date)	35	86	40.7%	57.4%	58.9%
Rate of removable appliances per 100 fixed appliances - proposed treatment (rolling 12 month period)	19	618	3.07	5.12	5.66
Rate of removable appliances per 100 fixed appliances - completed treatment (rolling 12 month period)	9	244	3.69	3.86	4.88
% of courses of treatment with removable appliances only - proposed treatment (rolling 12 month period)	4	333	1.2%	1.8%	2.1%
% of courses of treatment with removable appliances only - completed treatment (rolling 12 month period)	2	164	1.2%	1.6%	1.5%
% of patients satisfied with the treatment they have received (rolling 12 month period)	14	15	93.3%	96.0%	95.7%

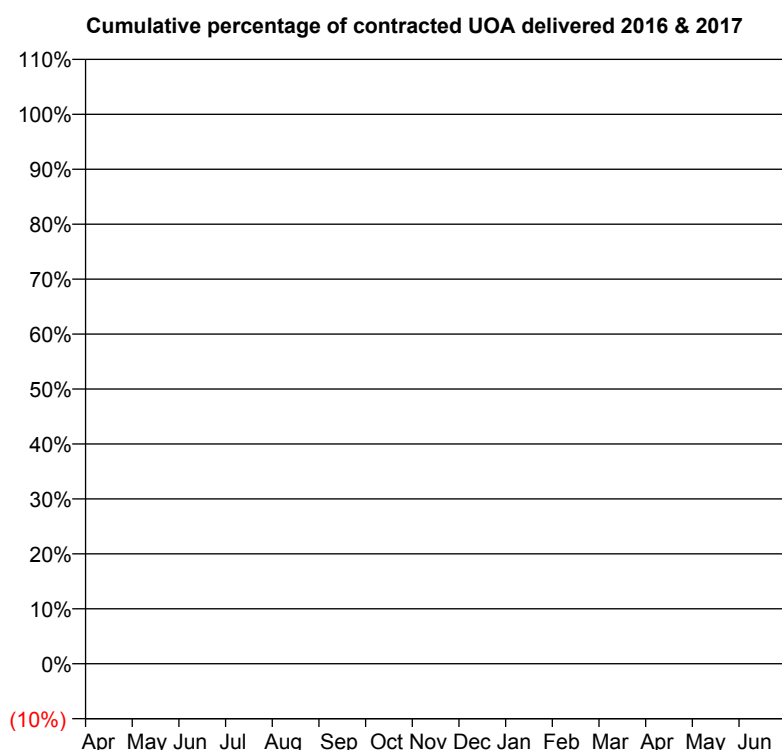
\* Figures in italics indicate that the base number is less than 100.

**Q66 - Vital Signs Orthodontic At a Glance Contract Report for 136212/0001 - September 2016**

Name or company name	PCH Dental CIC	16/17 Contracted general activity (UDA)	46,000
Contract type name	PDS Contract	Carry forward general activity (UDA)	0
Purpose of contract	General	16/17 Contracted orthodontic activity (UOA)	0
Contract start date	01/04/2013	Carry forward orthodontic activity (UOA)	0
Contract end date	30/09/2017	Baseline contract value	£6,567,165.56

**ACCESS**

	Contract	England and Wales
24 month ratio of assessments to patient IDs	1.03	1.10

**ACTIVITY**


Month	Adjusted Scheduled Activity (UOA)	
	2016	2017
April	105	128
May	275	340
June	381	573
July	720	1,079
August	1,142	1,332
September	1,499	1,507
October	1,898	
November	2,339	
December	2,595	
January	2,658	
February	2,832	
March	3,149	
April	3,204	
May	3,206	
June	3,211	

**QUALITY**

	Contract Quantity	Contract Base Number	Contract *	Region	England
% of all assessments that were assess and fit appliances (rolling 12 month period)	152	192	79.2%	55.3%	54.1%
% of all assessments that were assess and refuse (rolling 12 month period)	13	192	6.8%	11.5%	12.4%
% of all assessments that were assess and review (rolling 12 month period)	27	192	14.1%	33.2%	33.5%
% of terminated courses where treatment was abandoned or discontinued (rolling 12 month period)	28	252	11.1%	5.7%	7.2%
% of completed treatments indicating that PAR score was taken (year to date)	78	89	87.6%	57.4%	58.9%
Rate of removable appliances per 100 fixed appliances - proposed treatment (rolling 12 month period)	13	190	6.84	5.12	5.66
Rate of removable appliances per 100 fixed appliances - completed treatment (rolling 12 month period)	3	327	0.92	3.86	4.88
% of courses of treatment with removable appliances only - proposed treatment (rolling 12 month period)	8	152	5.3%	1.8%	2.1%
% of courses of treatment with removable appliances only - completed treatment (rolling 12 month period)	0	224	0.0%	1.6%	1.5%
% of patients satisfied with the treatment they have received (rolling 12 month period)	6	6	100.0%	96.0%	95.7%

\* Figures in italics indicate that the base number is less than 100.

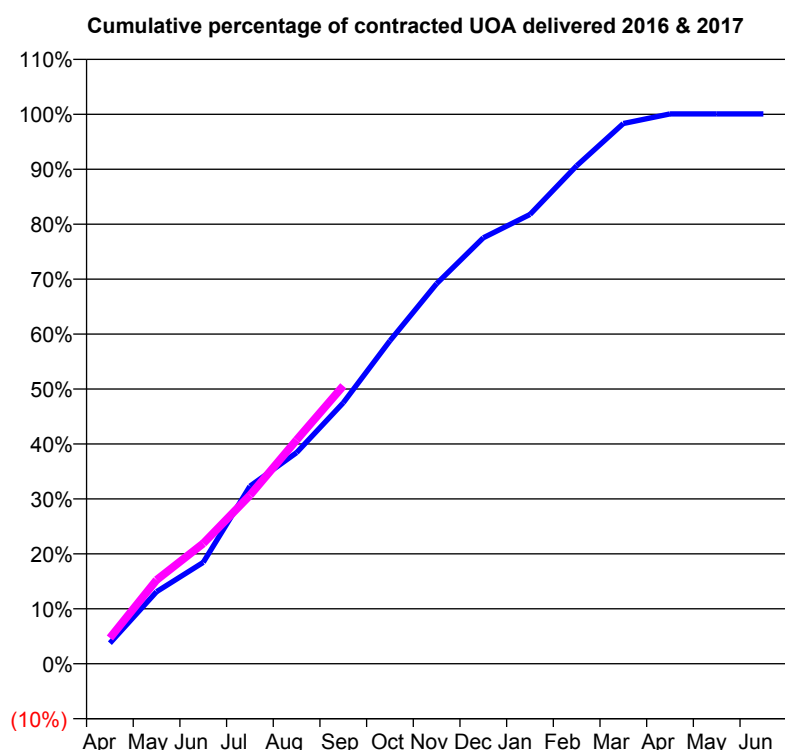
**Q66 - Vital Signs Orthodontic At a Glance Contract Report for 139173/0001 - September 2016**

Name or company name	North Devon Orthodontic Centre Limited
Contract type name	PDS Contract
Purpose of contract	Orthodontic
Contract start date	01/05/2009
Contract end date	31/03/2018

16/17 Contracted general activity (UDA)	0
Carry forward general activity (UDA)	0
16/17 Contracted orthodontic activity (UOA)	12,111
Carry forward orthodontic activity (UOA)	0
Baseline contract value	£785,444.85

**ACCESS**

	Contract	England and Wales
24 month ratio of assessments to patient IDs	1.05	1.10

**ACTIVITY**


Month	Adjusted Scheduled Activity (UOA)	
	2016	2017
April	455	570
May	1,590	1,846
June	2,236	2,653
July	3,913	3,714
August	4,654	4,932
September	5,753	6,125
October	7,121	-
November	8,378	-
December	9,390	-
January	9,902	-
February	10,976	-
March	11,909	-
April	12,120	-
May	12,120	-
June	12,120	-

**QUALITY**

	Contract Quantity	Contract Base Number	Contract *	Region	England
% of all assessments that were assess and fit appliances (rolling 12 month period)	594	751	79.1%	55.3%	54.1%
% of all assessments that were assess and refuse (rolling 12 month period)	30	751	4.0%	11.5%	12.4%
% of all assessments that were assess and review (rolling 12 month period)	127	751	16.9%	33.2%	33.5%
% of terminated courses where treatment was abandoned or discontinued (rolling 12 month period)	28	478	5.9%	5.7%	7.2%
% of completed treatments indicating that PAR score was taken (year to date)	167	225	74.2%	57.4%	58.9%
Rate of removable appliances per 100 fixed appliances - proposed treatment (rolling 12 month period)	7	1,168	0.60	5.12	5.66
Rate of removable appliances per 100 fixed appliances - completed treatment (rolling 12 month period)	7	880	0.80	3.86	4.88
% of courses of treatment with removable appliances only - proposed treatment (rolling 12 month period)	3	594	0.5%	1.8%	2.1%
% of courses of treatment with removable appliances only - completed treatment (rolling 12 month period)	2	450	0.4%	1.6%	1.5%
% of patients satisfied with the treatment they have received (rolling 12 month period)	17	17	100.0%	96.0%	95.7%

\* Figures in italics indicate that the base number is less than 100.

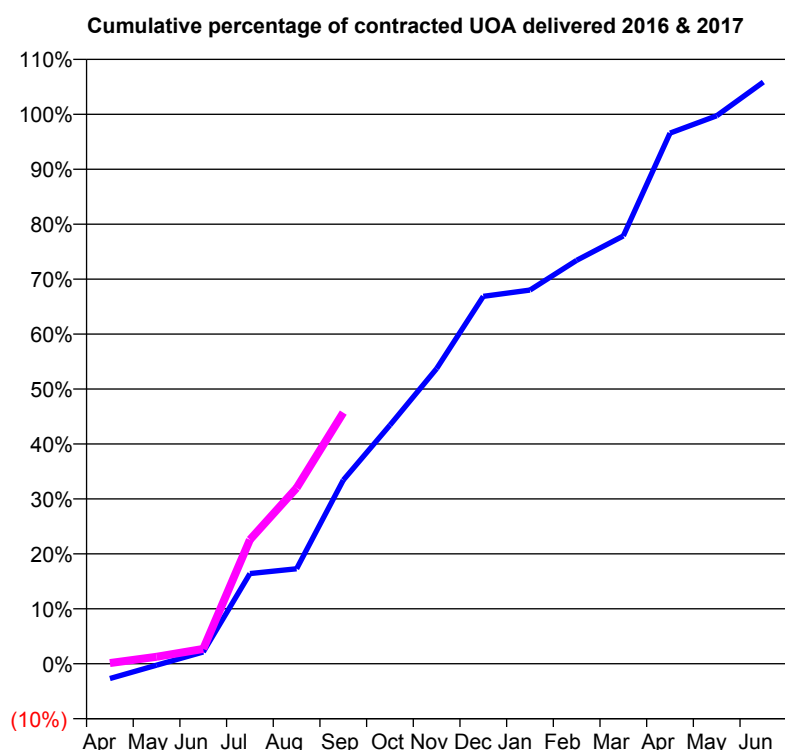
**Q66 - Vital Signs Orthodontic At a Glance Contract Report for 141461/0001 - September 2016**

Name or company name	Queen Annes Dental Practice Limited
Contract type name	GDS Contract
Purpose of contract	General and Orthodontic
Contract start date	01/10/2007
Contract end date	

16/17 Contracted general activity (UDA)	14,575
Carry forward general activity (UDA)	0
16/17 Contracted orthodontic activity (UOA)	700
Carry forward orthodontic activity (UOA)	0
Baseline contract value	£437,364.80

**ACCESS**

	Contract	England and Wales
24 month ratio of assessments to patient IDs	1.47	1.10

**ACTIVITY**


Month	Adjusted Scheduled Activity (UOA)	
	2016	2017
April	-19	1
May	-2	9
June	15	19
July	115	158
August	121	224
September	234	320
October	304	
November	376	
December	468	
January	476	
February	514	
March	545	
April	676	
May	698	
June	741	

**QUALITY**

	Contract Quantity	Contract Base Number	Contract *	Region	England
% of all assessments that were assess and fit appliances (rolling 12 month period)	38	137	27.7%	55.3%	54.1%
% of all assessments that were assess and refuse (rolling 12 month period)	8	137	5.8%	11.5%	12.4%
% of all assessments that were assess and review (rolling 12 month period)	91	137	66.4%	33.2%	33.5%
% of terminated courses where treatment was abandoned or discontinued (rolling 12 month period)	4	54	7.4%	5.7%	7.2%
% of completed treatments indicating that PAR score was taken (year to date)	43	45	95.6%	57.4%	58.9%
Rate of removable appliances per 100 fixed appliances - proposed treatment (rolling 12 month period)	3	0	N/A	5.12	5.66
Rate of removable appliances per 100 fixed appliances - completed treatment (rolling 12 month period)	3	80	3.75	3.86	4.88
% of courses of treatment with removable appliances only - proposed treatment (rolling 12 month period)	3	38	7.9%	1.8%	2.1%
% of courses of treatment with removable appliances only - completed treatment (rolling 12 month period)	0	50	0.0%	1.6%	1.5%
% of patients satisfied with the treatment they have received (rolling 12 month period)	1	1	100.0%	96.0%	95.7%

\* Figures in italics indicate that the base number is less than 100.

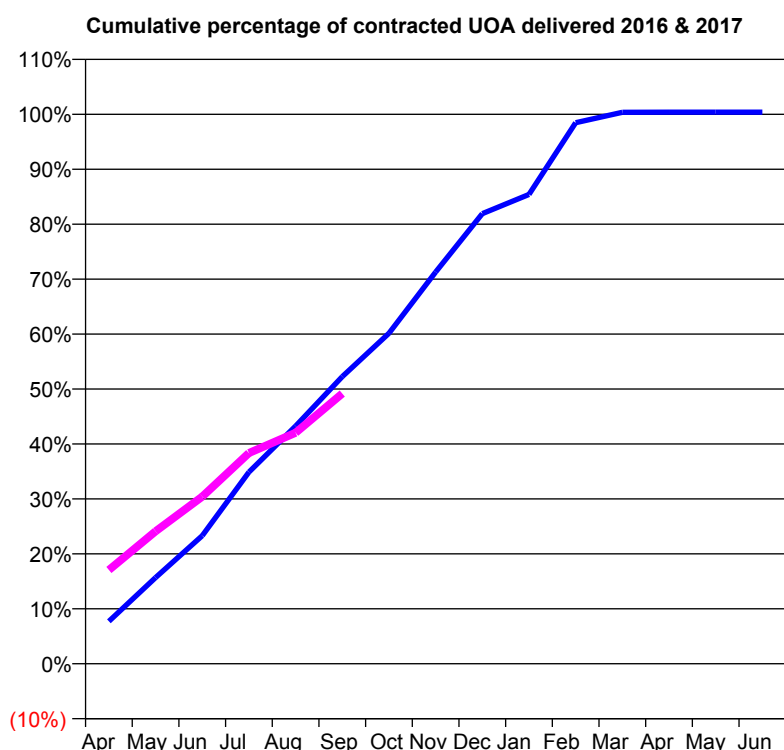
**Q66 - Vital Signs Orthodontic At a Glance Contract Report for 163651/0001 - September 2016**

Name or company name	Plymouth Orthodontics Ltd
Contract type name	PDS Contract
Purpose of contract	Orthodontic
Contract start date	01/04/2008
Contract end date	31/03/2018

16/17 Contracted general activity (UDA)	0
Carry forward general activity (UDA)	0
16/17 Contracted orthodontic activity (UOA)	2,485
Carry forward orthodontic activity (UOA)	0
Baseline contract value	£161,133.93

**ACCESS**

	Contract	England and Wales
24 month ratio of assessments to patient IDs	1.02	1.10

**ACTIVITY**


Month	Adjusted Scheduled Activity (UOA)	
	2016	2017
April	192	424
May	390	599
June	579	756
July	867	953
August	1,075	1,045
September	1,299	1,222
October	1,495	
November	1,772	
December	2,036	
January	2,123	
February	2,447	
March	2,494	
April	2,495	
May	2,495	
June	2,495	

**QUALITY**

	Contract Quantity	Contract Base Number	Contract *	Region	England
% of all assessments that were assess and fit appliances (rolling 12 month period)	112	194	57.7%	55.3%	54.1%
% of all assessments that were assess and refuse (rolling 12 month period)	7	194	3.6%	11.5%	12.4%
% of all assessments that were assess and review (rolling 12 month period)	75	194	38.7%	33.2%	33.5%
% of terminated courses where treatment was abandoned or discontinued (rolling 12 month period)	2	82	2.4%	5.7%	7.2%
% of completed treatments indicating that PAR score was taken (year to date)	39	44	88.6%	57.4%	58.9%
Rate of removable appliances per 100 fixed appliances - proposed treatment (rolling 12 month period)	12	220	5.45	5.12	5.66
Rate of removable appliances per 100 fixed appliances - completed treatment (rolling 12 month period)	10	148	6.76	3.86	4.88
% of courses of treatment with removable appliances only - proposed treatment (rolling 12 month period)	2	112	1.8%	1.8%	2.1%
% of courses of treatment with removable appliances only - completed treatment (rolling 12 month period)	6	80	7.5%	1.6%	1.5%
% of patients satisfied with the treatment they have received (rolling 12 month period)	5	5	100.0%	96.0%	95.7%

\* Figures in italics indicate that the base number is less than 100.



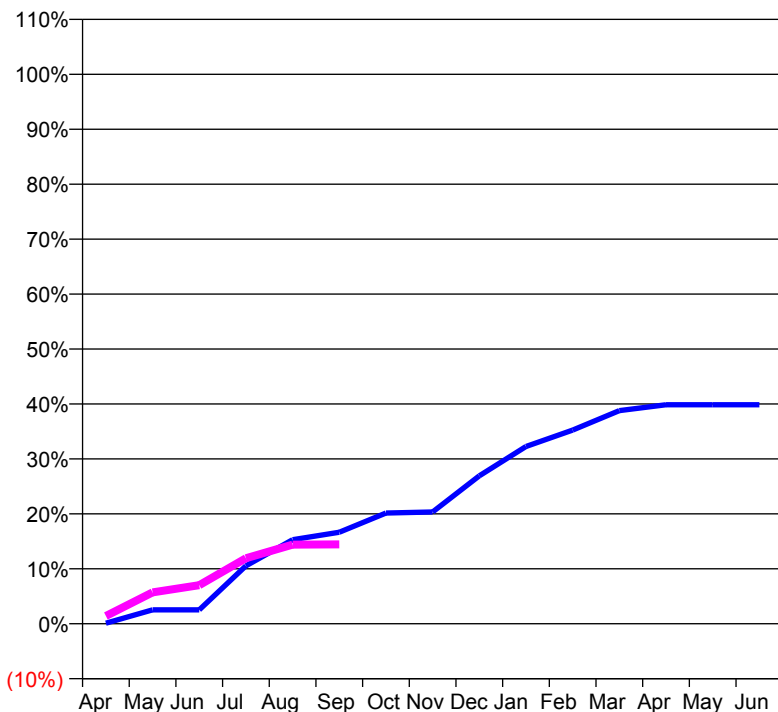
**Q66 - Vital Signs Orthodontic At a Glance Contract Report for 165298/0001 - September 2016**

Name or company name	Plymouth Community Dental Services Limit
Contract type name	PDS Contract
Purpose of contract	General and Orthodontic
Contract start date	01/10/2013
Contract end date	30/09/2017

16/17 Contracted general activity (UDA)	29,150
Carry forward general activity (UDA)	0
16/17 Contracted orthodontic activity (UOA)	1,980
Carry forward orthodontic activity (UOA)	0
Baseline contract value	£2,865,681.21

**ACCESS**

	Contract	England and Wales
24 month ratio of assessments to patient IDs	1.08	1.10

**ACTIVITY**
**Cumulative percentage of contracted UOA delivered 2016 & 2017**

**Adjusted Scheduled Activity (UOA)**

Month	2016	2017
April	2	28
May	50	113
June	50	139
July	209	236
August	303	285
September	330	286
October	399	
November	403	
December	533	
January	639	
February	698	
March	768	
April	789	
May	789	
June	789	

**QUALITY**

	Contract Quantity	Contract Base Number	Contract *	Region	England
% of all assessments that were assess and fit appliances (rolling 12 month period)	33	102	32.4%	55.3%	54.1%
% of all assessments that were assess and refuse (rolling 12 month period)	7	102	6.9%	11.5%	12.4%
% of all assessments that were assess and review (rolling 12 month period)	62	102	60.8%	33.2%	33.5%
% of terminated courses where treatment was abandoned or discontinued (rolling 12 month period)	1	17	5.9%	5.7%	7.2%
% of completed treatments indicating that PAR score was taken (year to date)	0	6	0.0%	57.4%	58.9%
Rate of removable appliances per 100 fixed appliances - proposed treatment (rolling 12 month period)	0	0	N/A	5.12	5.66
Rate of removable appliances per 100 fixed appliances - completed treatment (rolling 12 month period)	0	0	N/A	3.86	4.88
% of courses of treatment with removable appliances only - proposed treatment (rolling 12 month period)	0	33	0.0%	1.8%	2.1%
% of courses of treatment with removable appliances only - completed treatment (rolling 12 month period)	0	16	0.0%	1.6%	1.5%
% of patients satisfied with the treatment they have received (rolling 12 month period)	0	0	N/A	96.0%	95.7%

\* Figures in italics indicate that the base number is less than 100.

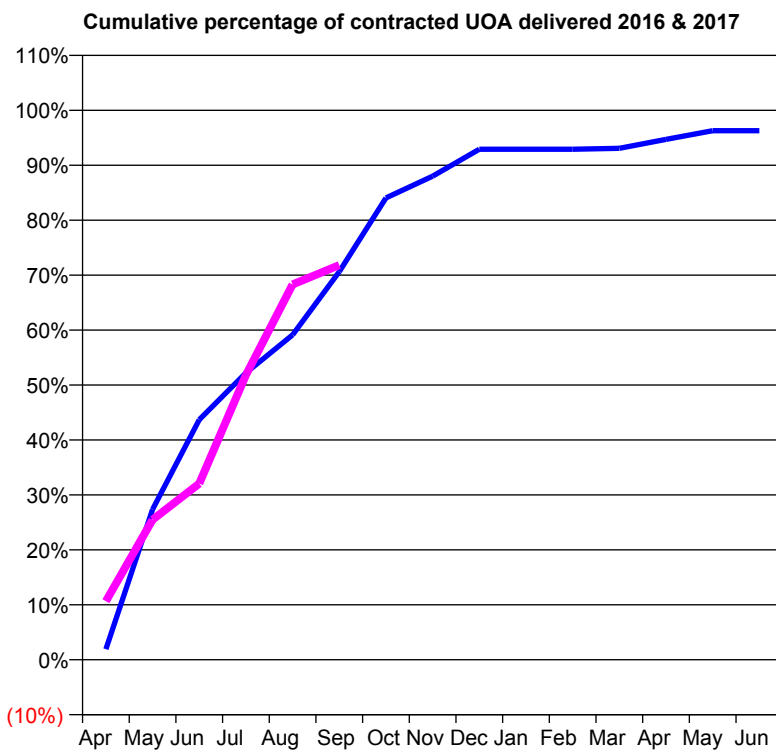
**Q66 - Vital Signs Orthodontic At a Glance Contract Report for 167827/0002 - September 2016**

Name or company name	Tully Crine LTD
Contract type name	PDS Contract
Purpose of contract	Orthodontic
Contract start date	01/07/2011
Contract end date	31/03/2018

16/17 Contracted general activity (UDA)	0
Carry forward general activity (UDA)	0
16/17 Contracted orthodontic activity (UOA)	1,341
Carry forward orthodontic activity (UOA)	50
Baseline contract value	£86,953.76

**ACCESS**

	Contract	England and Wales
24 month ratio of assessments to patient IDs	1.07	1.10

**ACTIVITY**


Month	Adjusted Scheduled Activity (UOA)	
	2016	2017
April	26	143
May	367	342
June	586	430
July	700	695
August	793	916
September	947	963
October	1,127	
November	1,180	
December	1,246	
January	1,246	
February	1,246	
March	1,248	
April	1,270	
May	1,291	
June	1,291	

**QUALITY**

	Contract Quantity	Contract Base Number	Contract *	Region	England
% of all assessments that were assess and fit appliances (rolling 12 month period)	64	142	45.1%	55.3%	54.1%
% of all assessments that were assess and refuse (rolling 12 month period)	36	142	25.4%	11.5%	12.4%
% of all assessments that were assess and review (rolling 12 month period)	42	142	29.6%	33.2%	33.5%
% of terminated courses where treatment was abandoned or discontinued (rolling 12 month period)	3	82	3.7%	5.7%	7.2%
% of completed treatments indicating that PAR score was taken (year to date)	0	23	0.0%	57.4%	58.9%
Rate of removable appliances per 100 fixed appliances - proposed treatment (rolling 12 month period)	0	95	0.00	5.12	5.66
Rate of removable appliances per 100 fixed appliances - completed treatment (rolling 12 month period)	0	35	0.00	3.86	4.88
% of courses of treatment with removable appliances only - proposed treatment (rolling 12 month period)	0	64	0.0%	1.8%	2.1%
% of courses of treatment with removable appliances only - completed treatment (rolling 12 month period)	0	79	0.0%	1.6%	1.5%
% of patients satisfied with the treatment they have received (rolling 12 month period)	7	7	100.0%	96.0%	95.7%

\* Figures in italics indicate that the base number is less than 100.

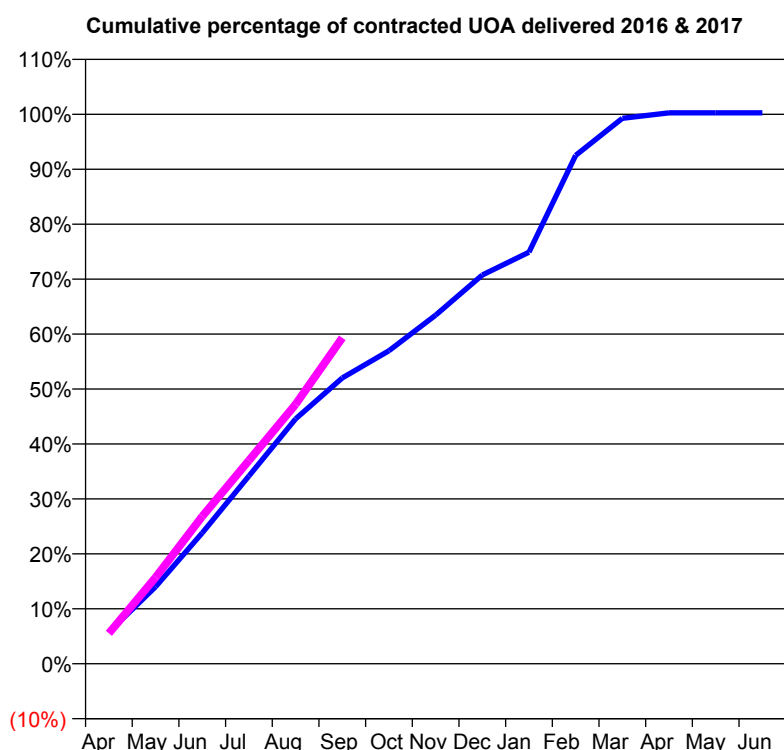
**Q66 - Vital Signs Orthodontic At a Glance Contract Report for 172685/0001 - September 2016**

Name or company name	Devon Square Orthodontics Ltd
Contract type name	PDS Contract
Purpose of contract	Orthodontic
Contract start date	01/12/2013
Contract end date	31/03/2018

16/17 Contracted general activity (UDA)	0
Carry forward general activity (UDA)	0
16/17 Contracted orthodontic activity (UOA)	17,980
Carry forward orthodontic activity (UOA)	0
Baseline contract value	£1,144,435.71

**ACCESS**

	Contract	England and Wales
24 month ratio of assessments to patient IDs	1.09	1.10

**ACTIVITY**


Month	Adjusted Scheduled Activity (UOA)	
	2016	2017
April	1,037	997
May	2,519	2,827
June	4,282	4,823
July	6,146	6,651
August	8,011	8,488
September	9,354	10,665
October	10,244	
November	11,408	
December	12,722	
January	13,465	
February	16,636	
March	17,846	
April	18,026	
May	18,026	
June	18,026	

**QUALITY**

	Contract Quantity	Contract Base Number	Contract *	Region	England
% of all assessments that were assess and fit appliances (rolling 12 month period)	914	1,244	73.5%	55.3%	54.1%
% of all assessments that were assess and refuse (rolling 12 month period)	99	1,244	8.0%	11.5%	12.4%
% of all assessments that were assess and review (rolling 12 month period)	231	1,244	18.6%	33.2%	33.5%
% of terminated courses where treatment was abandoned or discontinued (rolling 12 month period)	34	836	4.1%	5.7%	7.2%
% of completed treatments indicating that PAR score was taken (year to date)	445	455	97.8%	57.4%	58.9%
Rate of removable appliances per 100 fixed appliances - proposed treatment (rolling 12 month period)	21	1,804	1.16	5.12	5.66
Rate of removable appliances per 100 fixed appliances - completed treatment (rolling 12 month period)	52	1,566	3.32	3.86	4.88
% of courses of treatment with removable appliances only - proposed treatment (rolling 12 month period)	9	914	1.0%	1.8%	2.1%
% of courses of treatment with removable appliances only - completed treatment (rolling 12 month period)	12	802	1.5%	1.6%	1.5%
% of patients satisfied with the treatment they have received (rolling 12 month period)	22	23	95.7%	96.0%	95.7%

\* Figures in italics indicate that the base number is less than 100.

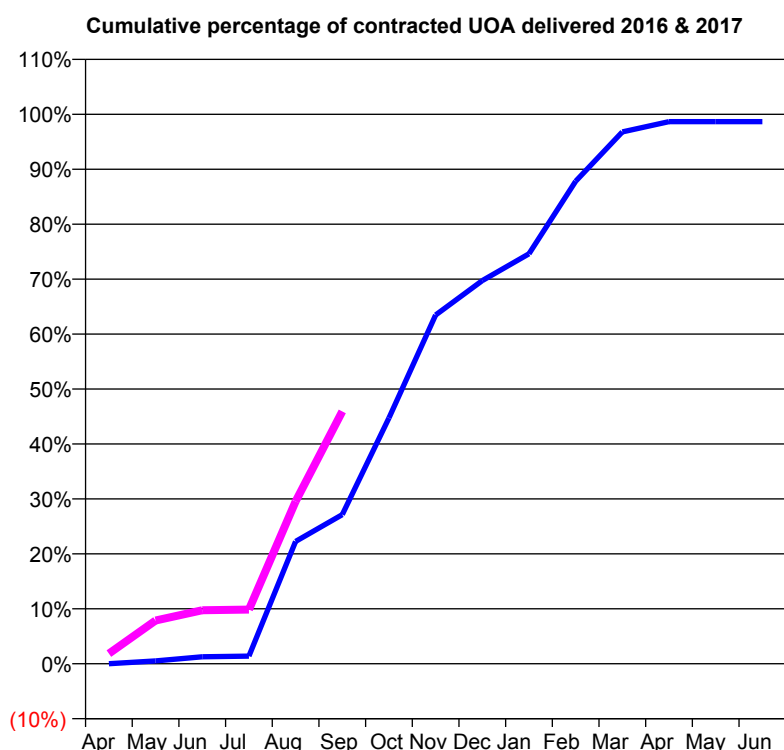
**Q66 - Vital Signs Orthodontic At a Glance Contract Report for 175064/0002 - September 2016**

Name or company name	Milehouse Dental Care Ltd
Contract type name	GDS Contract
Purpose of contract	Orthodontic
Contract start date	01/09/2012
Contract end date	

16/17 Contracted general activity (UDA)	0
Carry forward general activity (UDA)	0
16/17 Contracted orthodontic activity (UOA)	1,500
Carry forward orthodontic activity (UOA)	20
Baseline contract value	£97,264.60

**ACCESS**

	Contract	England and Wales
24 month ratio of assessments to patient IDs	1.20	1.10

**ACTIVITY**


Month	Adjusted Scheduled Activity (UOA)	
	2016	2017
April	0	28
May	8	118
June	19	146
July	21	148
August	334	443
September	407	689
October	671	
November	952	
December	1,046	
January	1,119	
February	1,317	
March	1,452	
April	1,480	
May	1,480	
June	1,480	

**QUALITY**

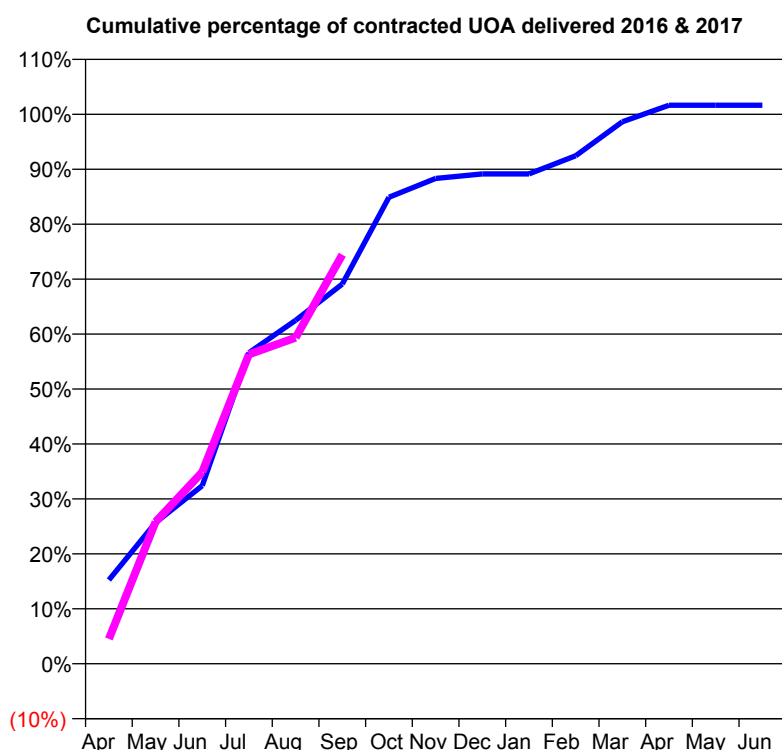
	Contract Quantity	Contract Base Number	Contract *	Region	England
% of all assessments that were assess and fit appliances (rolling 12 month period)	78	222	35.1%	55.3%	54.1%
% of all assessments that were assess and refuse (rolling 12 month period)	10	222	4.5%	11.5%	12.4%
% of all assessments that were assess and review (rolling 12 month period)	134	222	60.4%	33.2%	33.5%
% of terminated courses where treatment was abandoned or discontinued (rolling 12 month period)	3	13	23.1%	5.7%	7.2%
% of completed treatments indicating that PAR score was taken (year to date)	0	0	N/A	57.4%	58.9%
Rate of removable appliances per 100 fixed appliances - proposed treatment (rolling 12 month period)	4	99	4.04	5.12	5.66
Rate of removable appliances per 100 fixed appliances - completed treatment (rolling 12 month period)	0	0	N/A	3.86	4.88
% of courses of treatment with removable appliances only - proposed treatment (rolling 12 month period)	4	78	5.1%	1.8%	2.1%
% of courses of treatment with removable appliances only - completed treatment (rolling 12 month period)	0	10	0.0%	1.6%	1.5%
% of patients satisfied with the treatment they have received (rolling 12 month period)	1	1	100.0%	96.0%	95.7%

\* Figures in italics indicate that the base number is less than 100.

**Q66 - Vital Signs Orthodontic At a Glance Contract Report for 177091/0002 - September 2016**

Name or company name	Highland Dental Care Ltd	16/17 Contracted general activity (UDA)	0
Contract type name	GDS Contract	Carry forward general activity (UDA)	0
Purpose of contract	Orthodontic	16/17 Contracted orthodontic activity (UOA)	728
Contract start date	01/08/2007	Carry forward orthodontic activity (UOA)	0
Contract end date		Baseline contract value	£47,205.75

ACCESS	Contract	England and Wales
24 month ratio of assessments to patient IDs	1.22	1.10

**ACTIVITY**


Month	Adjusted Scheduled Activity (UOA)	
	2016	2017
April	111	33
May	187	188
June	236	254
July	412	410
August	455	432
September	503	542
October	618	
November	643	
December	649	
January	649	
February	673	
March	718	
April	740	
May	740	
June	740	

QUALITY	Contract Quantity	Contract Base Number	Contract *	Region	England
% of all assessments that were assess and fit appliances (rolling 12 month period)	34	100	34.0%	55.3%	54.1%
% of all assessments that were assess and refuse (rolling 12 month period)	27	100	27.0%	11.5%	12.4%
% of all assessments that were assess and review (rolling 12 month period)	39	100	39.0%	33.2%	33.5%
% of terminated courses where treatment was abandoned or discontinued (rolling 12 month period)	3	25	12.0%	5.7%	7.2%
% of completed treatments indicating that PAR score was taken (year to date)	9	9	100.0%	57.4%	58.9%
Rate of removable appliances per 100 fixed appliances - proposed treatment (rolling 12 month period)	1	28	3.57	5.12	5.66
Rate of removable appliances per 100 fixed appliances - completed treatment (rolling 12 month period)	0	11	0.00	3.86	4.88
% of courses of treatment with removable appliances only - proposed treatment (rolling 12 month period)	1	34	2.9%	1.8%	2.1%
% of courses of treatment with removable appliances only - completed treatment (rolling 12 month period)	0	22	0.0%	1.6%	1.5%
% of patients satisfied with the treatment they have received (rolling 12 month period)	0	0	N/A	96.0%	95.7%

\* Figures in italics indicate that the base number is less than 100.

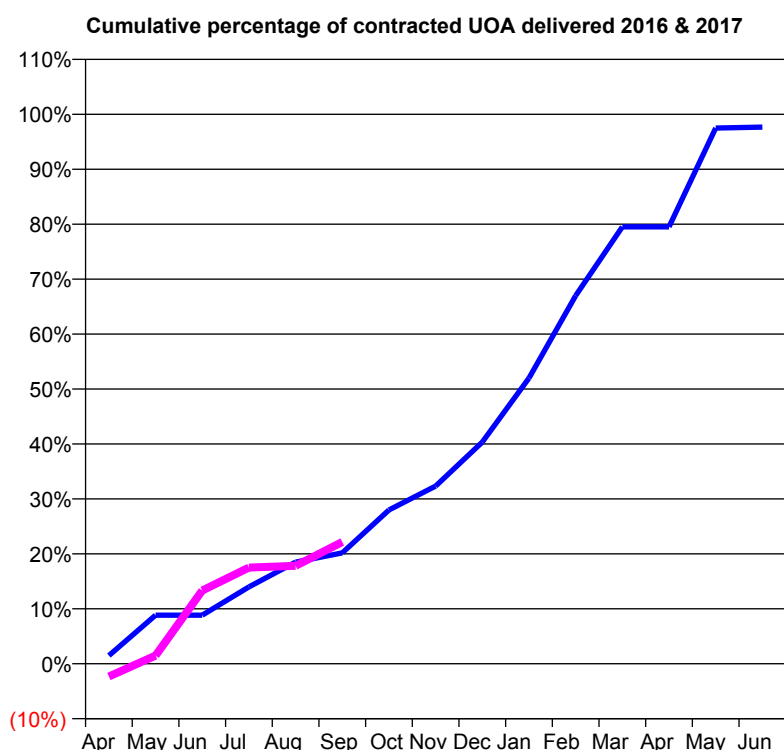
**Q66 - Vital Signs Orthodontic At a Glance Contract Report for 195715/0001 - September 2016**

Name or company name	Tor Lodge Dental Partnership
Contract type name	GDS Contract
Purpose of contract	General and Orthodontic
Contract start date	15/11/2013
Contract end date	

16/17 Contracted general activity (UDA)	465
Carry forward general activity (UDA)	-9
16/17 Contracted orthodontic activity (UOA)	600
Carry forward orthodontic activity (UOA)	14
Baseline contract value	£53,623.96

**ACCESS**

	Contract	England and Wales
24 month ratio of assessments to patient IDs	1.48	1.10

**ACTIVITY**


Month	Adjusted Scheduled Activity (UOA)	
	2016	2017
April	9	-14
May	53	9
June	53	80
July	84	105
August	111	107
September	121	133
October	168	
November	194	
December	242	
January	312	
February	402	
March	477	
April	477	
May	585	
June	586	

**QUALITY**

	Contract Quantity	Contract Base Number	Contract *	Region	England
% of all assessments that were assess and fit appliances (rolling 12 month period)	27	92	29.3%	55.3%	54.1%
% of all assessments that were assess and refuse (rolling 12 month period)	0	92	0.0%	11.5%	12.4%
% of all assessments that were assess and review (rolling 12 month period)	65	92	70.7%	33.2%	33.5%
% of terminated courses where treatment was abandoned or discontinued (rolling 12 month period)	0	18	0.0%	5.7%	7.2%
% of completed treatments indicating that PAR score was taken (year to date)	9	9	100.0%	57.4%	58.9%
Rate of removable appliances per 100 fixed appliances - proposed treatment (rolling 12 month period)	0	1	0.00	5.12	5.66
Rate of removable appliances per 100 fixed appliances - completed treatment (rolling 12 month period)	0	0	N/A	3.86	4.88
% of courses of treatment with removable appliances only - proposed treatment (rolling 12 month period)	0	27	0.0%	1.8%	2.1%
% of courses of treatment with removable appliances only - completed treatment (rolling 12 month period)	0	18	0.0%	1.6%	1.5%
% of patients satisfied with the treatment they have received (rolling 12 month period)	1	1	100.0%	96.0%	95.7%

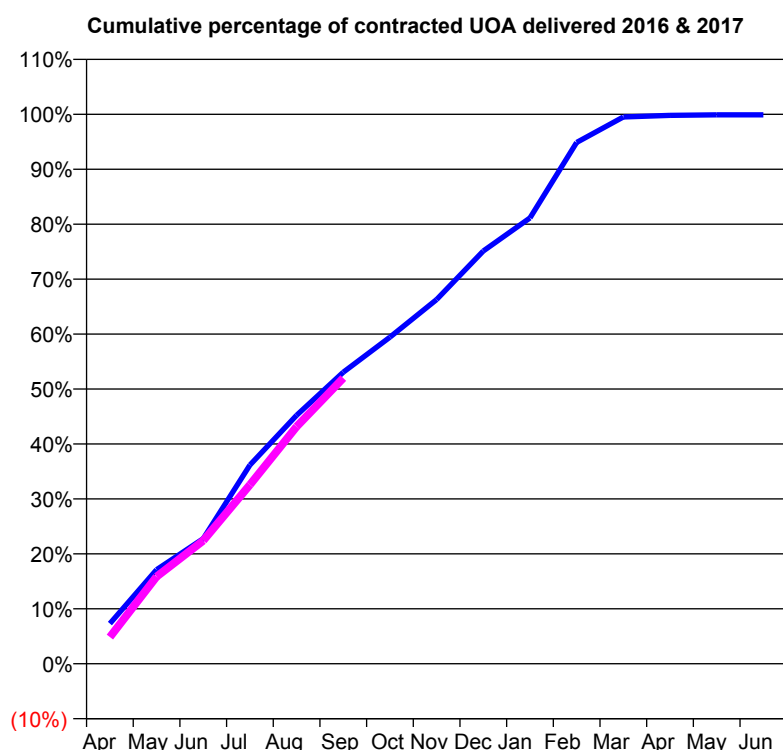
\* Figures in italics indicate that the base number is less than 100.

**Q66 - Vital Signs Orthodontic At a Glance Contract Report for 199834/0001 - September 2016**

Name or company name	The Crescent Specialist Dental Centre	16/17 Contracted general activity (UDA)	0
Contract type name	PDS Contract	Carry forward general activity (UDA)	0
Purpose of contract	Orthodontic	16/17 Contracted orthodontic activity (UOA)	23,062
Contract start date	01/04/2008	Carry forward orthodontic activity (UOA)	22
Contract end date	31/03/2018	Baseline contract value	£1,528,328.72

**ACCESS**

	Contract	England and Wales
24 month ratio of assessments to patient IDs	1.06	1.10

**ACTIVITY**


Month	Adjusted Scheduled Activity (UOA)	
	2016	2017
April	1,688	1,122
May	3,951	3,656
June	5,253	5,169
July	8,343	7,511
August	10,430	9,956
September	12,238	11,993
October	13,711	
November	15,287	
December	17,322	
January	18,709	
February	21,881	
March	22,949	
April	23,017	
May	23,038	
June	23,040	

**QUALITY**

	Contract Quantity	Contract Base Number	Contract *	Region	England
% of all assessments that were assess and fit appliances (rolling 12 month period)	1,081	1,944	55.6%	55.3%	54.1%
% of all assessments that were assess and refuse (rolling 12 month period)	269	1,944	13.8%	11.5%	12.4%
% of all assessments that were assess and review (rolling 12 month period)	594	1,944	30.6%	33.2%	33.5%
% of terminated courses where treatment was abandoned or discontinued (rolling 12 month period)	22	757	2.9%	5.7%	7.2%
% of completed treatments indicating that PAR score was taken (year to date)	1	418	0.2%	57.4%	58.9%
Rate of removable appliances per 100 fixed appliances - proposed treatment (rolling 12 month period)	46	2,035	2.26	5.12	5.66
Rate of removable appliances per 100 fixed appliances - completed treatment (rolling 12 month period)	43	1,402	3.07	3.86	4.88
% of courses of treatment with removable appliances only - proposed treatment (rolling 12 month period)	29	1,081	2.7%	1.8%	2.1%
% of courses of treatment with removable appliances only - completed treatment (rolling 12 month period)	14	735	1.9%	1.6%	1.5%
% of patients satisfied with the treatment they have received (rolling 12 month period)	16	17	94.1%	96.0%	95.7%

\* Figures in italics indicate that the base number is less than 100.

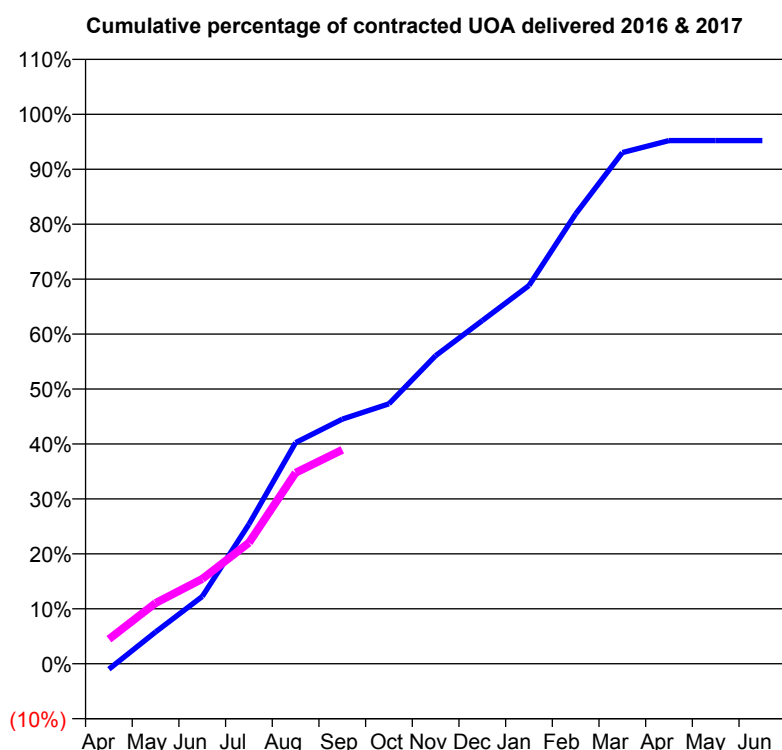
**Q66 - Vital Signs Orthodontic At a Glance Contract Report for 229342/0001 - September 2016**

Name or company name	MR IJ MILLS
Contract type name	GDS Contract
Purpose of contract	General and Orthodontic
Contract start date	01/04/2006
Contract end date	

16/17 Contracted general activity (UDA)	17,489
Carry forward general activity (UDA)	8
16/17 Contracted orthodontic activity (UOA)	1,004
Carry forward orthodontic activity (UOA)	0
Baseline contract value	£735,917.44

**ACCESS**

	Contract	England and Wales
24 month ratio of assessments to patient IDs	1.05	1.10

**ACTIVITY**


Month	Adjusted Scheduled Activity (UOA)	
	2016	2017
April	-10	45
May	58	111
June	123	155
July	255	221
August	404	349
September	447	391
October	475	
November	563	
December	627	
January	691	
February	822	
March	934	
April	956	
May	956	
June	956	

**QUALITY**

	Contract Quantity	Contract Base Number	Contract *	Region	England
% of all assessments that were assess and fit appliances (rolling 12 month period)	41	80	51.2%	55.3%	54.1%
% of all assessments that were assess and refuse (rolling 12 month period)	1	80	1.3%	11.5%	12.4%
% of all assessments that were assess and review (rolling 12 month period)	38	80	47.5%	33.2%	33.5%
% of terminated courses where treatment was abandoned or discontinued (rolling 12 month period)	3	30	10.0%	5.7%	7.2%
% of completed treatments indicating that PAR score was taken (year to date)	10	10	100.0%	57.4%	58.9%
Rate of removable appliances per 100 fixed appliances - proposed treatment (rolling 12 month period)	0	0	N/A	5.12	5.66
Rate of removable appliances per 100 fixed appliances - completed treatment (rolling 12 month period)	0	50	0.00	3.86	4.88
% of courses of treatment with removable appliances only - proposed treatment (rolling 12 month period)	0	41	0.0%	1.8%	2.1%
% of courses of treatment with removable appliances only - completed treatment (rolling 12 month period)	0	27	0.0%	1.6%	1.5%
% of patients satisfied with the treatment they have received (rolling 12 month period)	2	2	100.0%	96.0%	95.7%

\* Figures in italics indicate that the base number is less than 100.



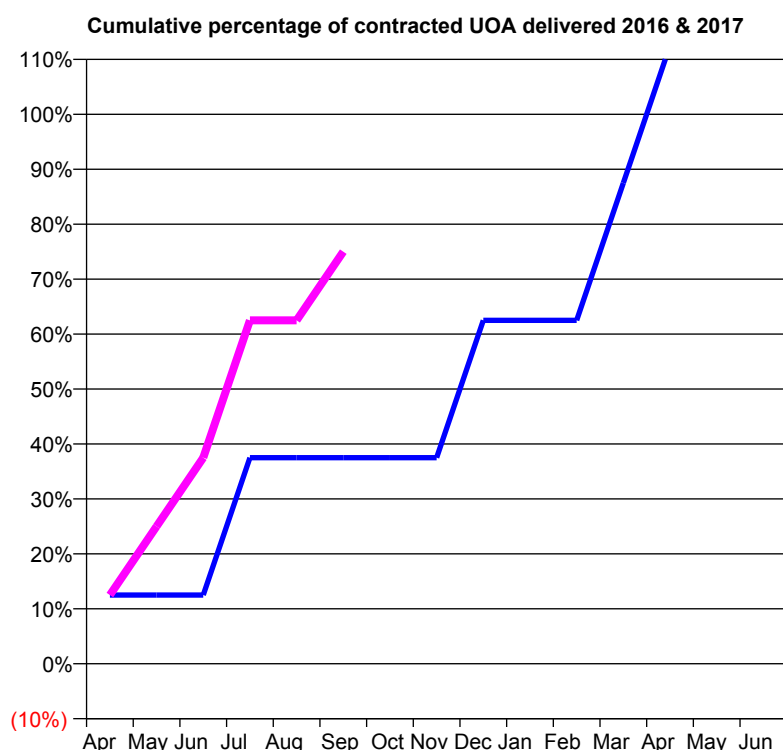
**Q66 - Vital Signs Orthodontic At a Glance Contract Report for 322792/0001 - September 2016**

Name or company name	MR NG PERCIVAL
Contract type name	GDS Contract
Purpose of contract	General and Orthodontic
Contract start date	01/04/2006
Contract end date	

16/17 Contracted general activity (UDA)	290
Carry forward general activity (UDA)	0
16/17 Contracted orthodontic activity (UOA)	8
Carry forward orthodontic activity (UOA)	0
Baseline contract value	£7,414.03

**ACCESS**

	Contract	England and Wales
24 month ratio of assessments to patient IDs	1.00	1.10

**ACTIVITY**


Month	Adjusted Scheduled Activity (UOA)	
	2016	2017
April	1	1
May	1	2
June	1	3
July	3	5
August	3	5
September	3	6
October	3	
November	3	
December	5	
January	5	
February	5	
March	7	
April	9	
May	9	
June	9	

**QUALITY**

	Contract Quantity	Contract Base Number	Contract *	Region	England
% of all assessments that were assess and fit appliances (rolling 12 month period)	0	12	0.0%	55.3%	54.1%
% of all assessments that were assess and refuse (rolling 12 month period)	7	12	58.3%	11.5%	12.4%
% of all assessments that were assess and review (rolling 12 month period)	5	12	41.7%	33.2%	33.5%
% of terminated courses where treatment was abandoned or discontinued (rolling 12 month period)	0	0	N/A	5.7%	7.2%
% of completed treatments indicating that PAR score was taken (year to date)	0	0	N/A	57.4%	58.9%
Rate of removable appliances per 100 fixed appliances - proposed treatment (rolling 12 month period)	0	0	N/A	5.12	5.66
Rate of removable appliances per 100 fixed appliances - completed treatment (rolling 12 month period)	0	0	N/A	3.86	4.88
% of courses of treatment with removable appliances only - proposed treatment (rolling 12 month period)	0	0	N/A	1.8%	2.1%
% of courses of treatment with removable appliances only - completed treatment (rolling 12 month period)	0	0	N/A	1.6%	1.5%
% of patients satisfied with the treatment they have received (rolling 12 month period)	0	0	N/A	96.0%	95.7%

\* Figures in italics indicate that the base number is less than 100.

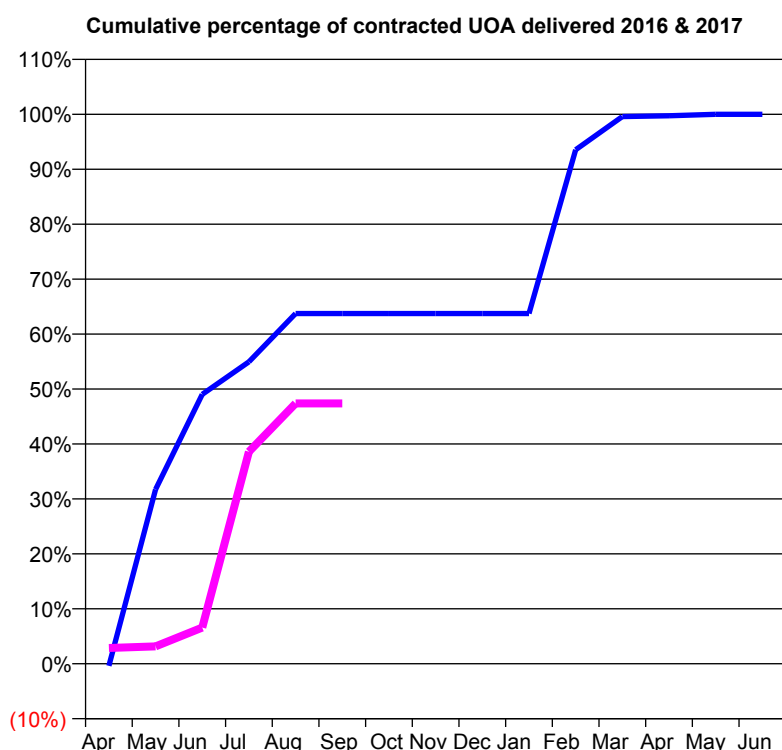
**Q66 - Vital Signs Orthodontic At a Glance Contract Report for 324205/0001 - September 2016**

Name or company name	MR DK BURGESS
Contract type name	GDS Contract
Purpose of contract	General and Orthodontic
Contract start date	01/04/2006
Contract end date	

16/17 Contracted general activity (UDA)	2,137
Carry forward general activity (UDA)	85
16/17 Contracted orthodontic activity (UOA)	728
Carry forward orthodontic activity (UOA)	0
Baseline contract value	£103,667.55

**ACCESS**

	Contract	England and Wales
24 month ratio of assessments to patient IDs	1.14	1.10

**ACTIVITY**


Month	Adjusted Scheduled Activity (UOA)	
	2016	2017
April	-3	21
May	231	23
June	357	48
July	400	281
August	464	345
September	464	345
October	464	
November	464	
December	464	
January	464	
February	681	
March	725	
April	726	
May	728	
June	728	

**QUALITY**

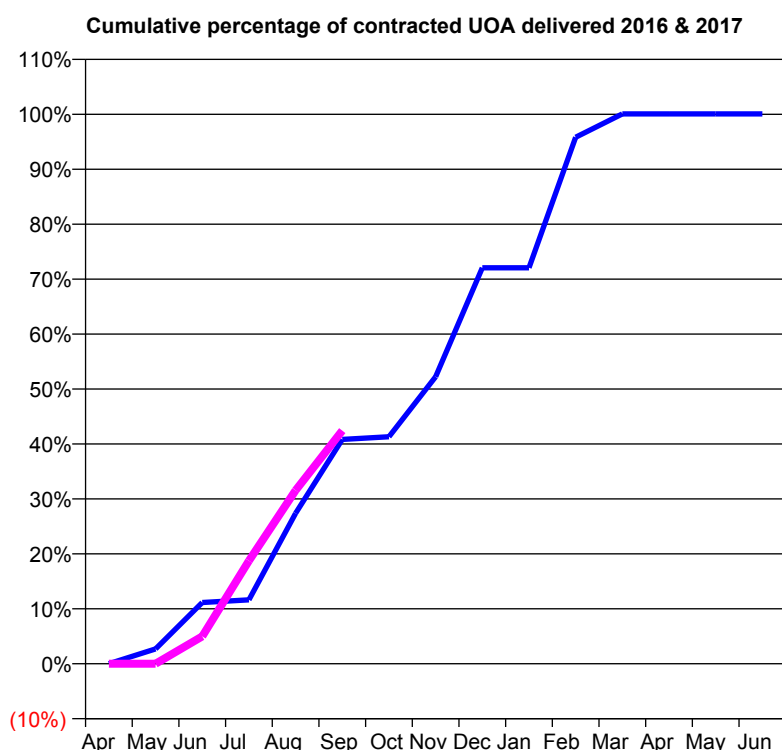
	Contract Quantity	Contract Base Number	Contract *	Region	England
% of all assessments that were assess and fit appliances (rolling 12 month period)	28	51	54.9%	55.3%	54.1%
% of all assessments that were assess and refuse (rolling 12 month period)	11	51	21.6%	11.5%	12.4%
% of all assessments that were assess and review (rolling 12 month period)	12	51	23.5%	33.2%	33.5%
% of terminated courses where treatment was abandoned or discontinued (rolling 12 month period)	1	13	7.7%	5.7%	7.2%
% of completed treatments indicating that PAR score was taken (year to date)	4	4	100.0%	57.4%	58.9%
Rate of removable appliances per 100 fixed appliances - proposed treatment (rolling 12 month period)	5	17	29.41	5.12	5.66
Rate of removable appliances per 100 fixed appliances - completed treatment (rolling 12 month period)	0	0	N/A	3.86	4.88
% of courses of treatment with removable appliances only - proposed treatment (rolling 12 month period)	5	28	17.9%	1.8%	2.1%
% of courses of treatment with removable appliances only - completed treatment (rolling 12 month period)	0	12	0.0%	1.6%	1.5%
% of patients satisfied with the treatment they have received (rolling 12 month period)	0	0	N/A	96.0%	95.7%

\* Figures in italics indicate that the base number is less than 100.

**Q66 - Vital Signs Orthodontic At a Glance Contract Report for 332941/0001 - September 2016**

Name or company name	MR JF STEYN	16/17 Contracted general activity (UDA)	0
Contract type name	PDS Contract	Carry forward general activity (UDA)	0
Purpose of contract	Orthodontic	16/17 Contracted orthodontic activity (UOA)	4,297
Contract start date	01/04/2006	Carry forward orthodontic activity (UOA)	0
Contract end date	31/03/2018	Baseline contract value	£284,387.30

ACCESS	Contract	England and Wales
24 month ratio of assessments to patient IDs	1.12	1.10

**ACTIVITY**


Month	Adjusted Scheduled Activity (UOA)	
	2016	2017
April	0	0
May	116	0
June	479	214
July	500	806
August	1,177	1,356
September	1,755	1,823
October	1,776	
November	2,245	
December	3,097	
January	3,097	
February	4,117	
March	4,300	
April	4,300	
May	4,300	
June	4,300	

QUALITY	Contract Quantity	Contract Base Number	Contract *	Region	England
% of all assessments that were assess and fit appliances (rolling 12 month period)	201	348	57.8%	55.3%	54.1%
% of all assessments that were assess and refuse (rolling 12 month period)	35	348	10.1%	11.5%	12.4%
% of all assessments that were assess and review (rolling 12 month period)	112	348	32.2%	33.2%	33.5%
% of terminated courses where treatment was abandoned or discontinued (rolling 12 month period)	5	148	3.4%	5.7%	7.2%
% of completed treatments indicating that PAR score was taken (year to date)	51	52	98.1%	57.4%	58.9%
Rate of removable appliances per 100 fixed appliances - proposed treatment (rolling 12 month period)	4	396	1.01	5.12	5.66
Rate of removable appliances per 100 fixed appliances - completed treatment (rolling 12 month period)	3	112	2.68	3.86	4.88
% of courses of treatment with removable appliances only - proposed treatment (rolling 12 month period)	1	201	0.5%	1.8%	2.1%
% of courses of treatment with removable appliances only - completed treatment (rolling 12 month period)	0	143	0.0%	1.6%	1.5%
% of patients satisfied with the treatment they have received (rolling 12 month period)	7	8	87.5%	96.0%	95.7%

\* Figures in italics indicate that the base number is less than 100.

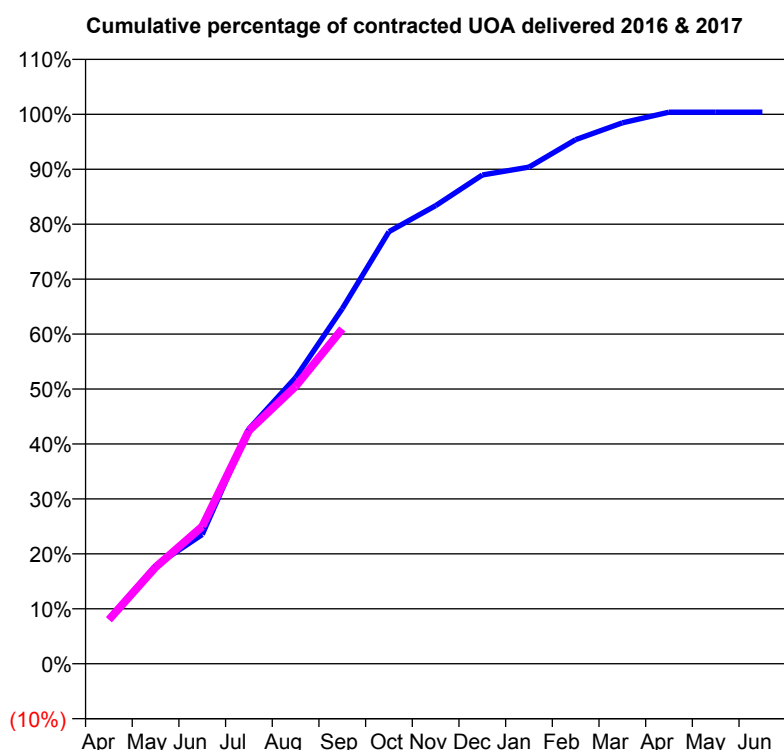
**Q66 - Vital Signs Orthodontic At a Glance Contract Report for 338869/0001 - September 2016**

Name or company name	MR JR MACHELL
Contract type name	PDS Contract
Purpose of contract	Orthodontic
Contract start date	01/04/2006
Contract end date	31/03/2018

16/17 Contracted general activity (UDA)	0
Carry forward general activity (UDA)	0
16/17 Contracted orthodontic activity (UOA)	4,528
Carry forward orthodontic activity (UOA)	0
Baseline contract value	£293,659.99

**ACCESS**

	Contract	England and Wales
24 month ratio of assessments to patient IDs	1.01	1.10

**ACTIVITY**


Month	Adjusted Scheduled Activity (UOA)	
	2016	2017
April	367	363
May	808	796
June	1,065	1,131
July	1,936	1,921
August	2,359	2,286
September	2,927	2,760
October	3,561	
November	3,775	
December	4,028	
January	4,093	
February	4,319	
March	4,457	
April	4,545	
May	4,545	
June	4,545	

**QUALITY**

	Contract Quantity	Contract Base Number	Contract *	Region	England
% of all assessments that were assess and fit appliances (rolling 12 month period)	211	294	71.8%	55.3%	54.1%
% of all assessments that were assess and refuse (rolling 12 month period)	0	294	0.0%	11.5%	12.4%
% of all assessments that were assess and review (rolling 12 month period)	83	294	28.2%	33.2%	33.5%
% of terminated courses where treatment was abandoned or discontinued (rolling 12 month period)	3	226	1.3%	5.7%	7.2%
% of completed treatments indicating that PAR score was taken (year to date)	93	103	90.3%	57.4%	58.9%
Rate of removable appliances per 100 fixed appliances - proposed treatment (rolling 12 month period)	5	398	1.26	5.12	5.66
Rate of removable appliances per 100 fixed appliances - completed treatment (rolling 12 month period)	2	431	0.46	3.86	4.88
% of courses of treatment with removable appliances only - proposed treatment (rolling 12 month period)	5	211	2.4%	1.8%	2.1%
% of courses of treatment with removable appliances only - completed treatment (rolling 12 month period)	1	223	0.4%	1.6%	1.5%
% of patients satisfied with the treatment they have received (rolling 12 month period)	4	5	80.0%	96.0%	95.7%

\* Figures in italics indicate that the base number is less than 100.

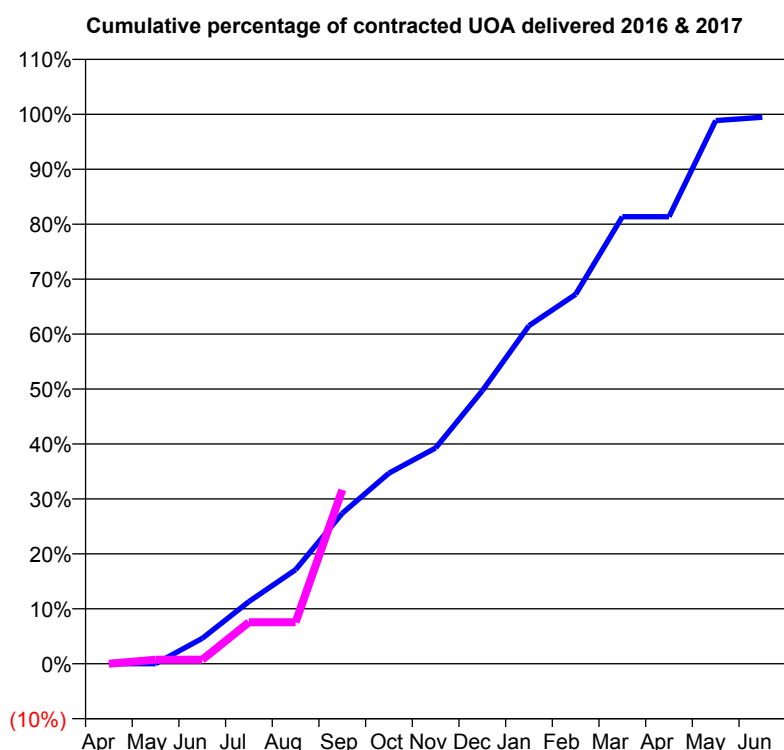
**Q66 - Vital Signs Orthodontic At a Glance Contract Report for 570370/0001 - September 2016**

Name or company name	MISS SC COOPER
Contract type name	PDS Contract
Purpose of contract	Orthodontic
Contract start date	01/08/2006
Contract end date	31/03/2018

16/17 Contracted general activity (UDA)	0
Carry forward general activity (UDA)	0
16/17 Contracted orthodontic activity (UOA)	3,480
Carry forward orthodontic activity (UOA)	0
Baseline contract value	£214,444.83

**ACCESS**

	Contract	England and Wales
24 month ratio of assessments to patient IDs	1.22	1.10

**ACTIVITY**


Month	Adjusted Scheduled Activity (UOA)	
	2016	2017
April	0	0
May	0	26
June	161	26
July	394	263
August	596	263
September	953	1,102
October	1,207	
November	1,367	
December	1,729	
January	2,141	
February	2,340	
March	2,831	
April	2,831	
May	3,440	
June	3,461	

**QUALITY**

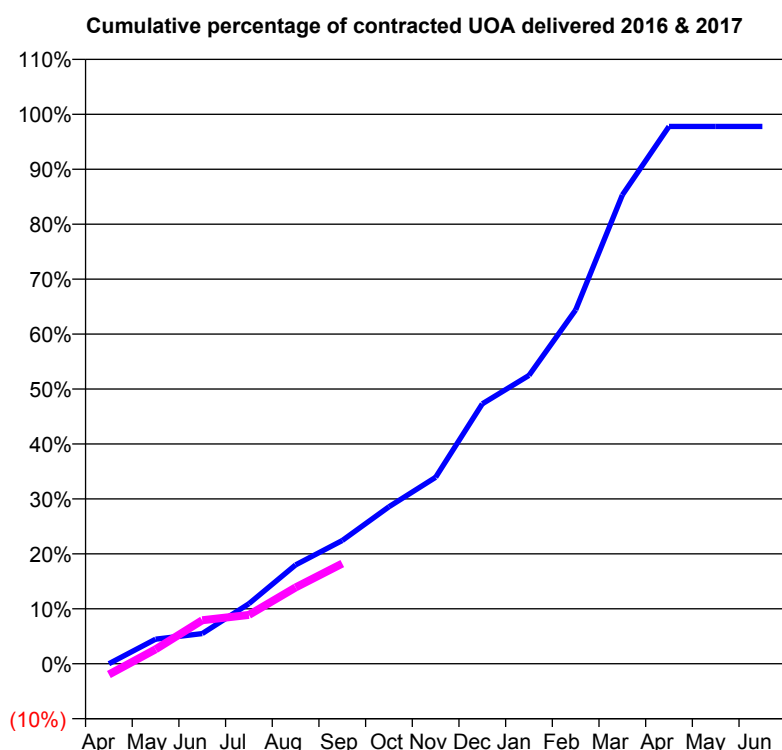
	Contract Quantity	Contract Base Number	Contract *	Region	England
% of all assessments that were assess and fit appliances (rolling 12 month period)	167	314	53.2%	55.3%	54.1%
% of all assessments that were assess and refuse (rolling 12 month period)	13	314	4.1%	11.5%	12.4%
% of all assessments that were assess and review (rolling 12 month period)	134	314	42.7%	33.2%	33.5%
% of terminated courses where treatment was abandoned or discontinued (rolling 12 month period)	22	111	19.8%	5.7%	7.2%
% of completed treatments indicating that PAR score was taken (year to date)	6	45	13.3%	57.4%	58.9%
Rate of removable appliances per 100 fixed appliances - proposed treatment (rolling 12 month period)	19	322	5.90	5.12	5.66
Rate of removable appliances per 100 fixed appliances - completed treatment (rolling 12 month period)	34	173	19.65	3.86	4.88
% of courses of treatment with removable appliances only - proposed treatment (rolling 12 month period)	0	167	0.0%	1.8%	2.1%
% of courses of treatment with removable appliances only - completed treatment (rolling 12 month period)	2	89	2.2%	1.6%	1.5%
% of patients satisfied with the treatment they have received (rolling 12 month period)	4	4	100.0%	96.0%	95.7%

\* Figures in italics indicate that the base number is less than 100.

**Q66 - Vital Signs Orthodontic At a Glance Contract Report for 634891/0001 - September 2016**

Name or company name	MISS JE LEWIS	16/17 Contracted general activity (UDA)	0
Contract type name	PDS Contract	Carry forward general activity (UDA)	0
Purpose of contract	Orthodontic	16/17 Contracted orthodontic activity (UOA)	2,540
Contract start date	01/04/2006	Carry forward orthodontic activity (UOA)	56
Contract end date	31/03/2018	Baseline contract value	£164,743.61

ACCESS	Contract	England and Wales
24 month ratio of assessments to patient IDs	1.04	1.10

**ACTIVITY**


Month	Adjusted Scheduled Activity (UOA)	
	2016	2017
April	0	-50
May	114	67
June	140	201
July	278	226
August	457	353
September	570	463
October	726	
November	862	
December	1,202	
January	1,333	
February	1,636	
March	2,167	
April	2,484	
May	2,484	
June	2,484	

**QUALITY**

	Contract Quantity	Contract Base Number	Contract *	Region	England
% of all assessments that were assess and fit appliances (rolling 12 month period)	113	232	48.7%	55.3%	54.1%
% of all assessments that were assess and refuse (rolling 12 month period)	56	232	24.1%	11.5%	12.4%
% of all assessments that were assess and review (rolling 12 month period)	63	232	27.2%	33.2%	33.5%
% of terminated courses where treatment was abandoned or discontinued (rolling 12 month period)	6	95	6.3%	5.7%	7.2%
% of completed treatments indicating that PAR score was taken (year to date)	30	45	66.7%	57.4%	58.9%
Rate of removable appliances per 100 fixed appliances - proposed treatment (rolling 12 month period)	0	0	<i>N/A</i>	5.12	5.66
Rate of removable appliances per 100 fixed appliances - completed treatment (rolling 12 month period)	0	0	<i>N/A</i>	3.86	4.88
% of courses of treatment with removable appliances only - proposed treatment (rolling 12 month period)	0	113	0.0%	1.8%	2.1%
% of courses of treatment with removable appliances only - completed treatment (rolling 12 month period)	0	89	0.0%	1.6%	1.5%
% of patients satisfied with the treatment they have received (rolling 12 month period)	1	1	100.0%	96.0%	95.7%

\* Figures in italics indicate that the base number is less than 100.

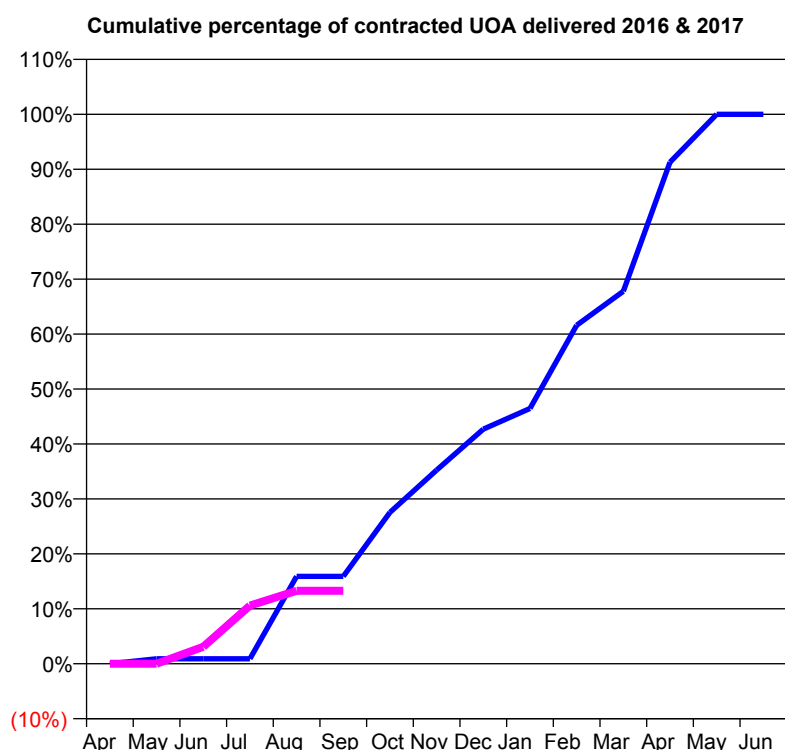
**Q66 - Vital Signs Orthodontic At a Glance Contract Report for 642363/0001 - September 2016**

Name or company name	MISS PM TEBBETT
Contract type name	PDS Contract
Purpose of contract	Orthodontic
Contract start date	01/04/2006
Contract end date	31/03/2018

16/17 Contracted general activity (UDA)	0
Carry forward general activity (UDA)	0
16/17 Contracted orthodontic activity (UOA)	3,414
Carry forward orthodontic activity (UOA)	0
Baseline contract value	£234,254.40

**ACCESS**

	Contract	England and Wales
24 month ratio of assessments to patient IDs	1.06	1.10

**ACTIVITY**


Month	Adjusted Scheduled Activity (UOA)	
	2016	2017
April	0	0
May	31	0
June	31	106
July	31	362
August	543	454
September	543	454
October	941	
November	1,203	
December	1,458	
January	1,586	
February	2,103	
March	2,314	
April	3,116	
May	3,414	
June	3,414	

**QUALITY**

	Contract Quantity	Contract Base Number	Contract *	Region	England
% of all assessments that were assess and fit appliances (rolling 12 month period)	160	230	69.6%	55.3%	54.1%
% of all assessments that were assess and refuse (rolling 12 month period)	17	230	7.4%	11.5%	12.4%
% of all assessments that were assess and review (rolling 12 month period)	53	230	23.0%	33.2%	33.5%
% of terminated courses where treatment was abandoned or discontinued (rolling 12 month period)	6	160	3.8%	5.7%	7.2%
% of completed treatments indicating that PAR score was taken (year to date)	44	50	88.0%	57.4%	58.9%
Rate of removable appliances per 100 fixed appliances - proposed treatment (rolling 12 month period)	32	301	10.63	5.12	5.66
Rate of removable appliances per 100 fixed appliances - completed treatment (rolling 12 month period)	54	271	19.93	3.86	4.88
% of courses of treatment with removable appliances only - proposed treatment (rolling 12 month period)	6	160	3.8%	1.8%	2.1%
% of courses of treatment with removable appliances only - completed treatment (rolling 12 month period)	4	154	2.6%	1.6%	1.5%
% of patients satisfied with the treatment they have received (rolling 12 month period)	6	6	100.0%	96.0%	95.7%

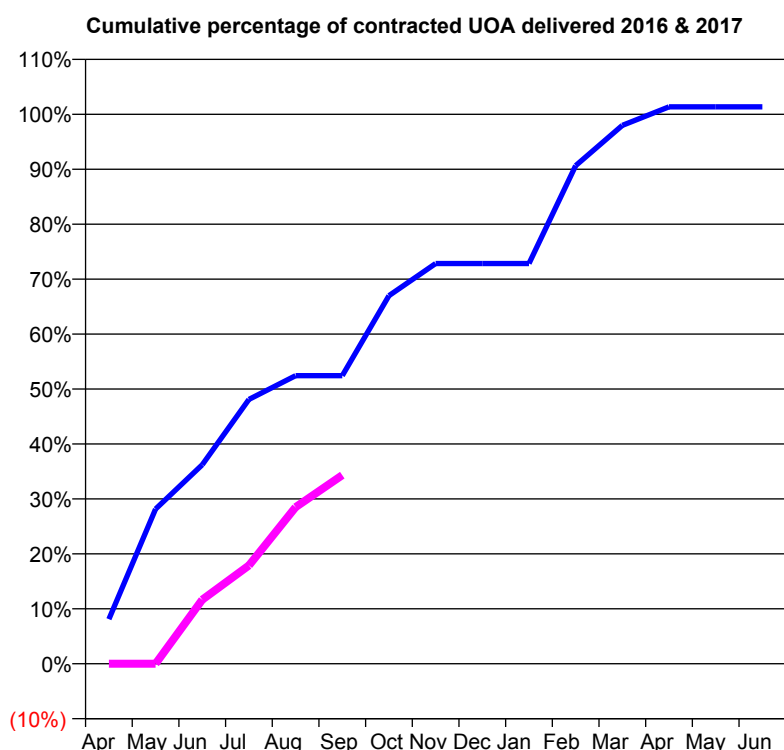
\* Figures in italics indicate that the base number is less than 100.

**Q66 - Vital Signs Orthodontic At a Glance Contract Report for 731862/0001 - September 2016**

Name or company name	MR SJ MORRIS
Contract type name	PDS Contract
Purpose of contract	Orthodontic
Contract start date	01/04/2006
Contract end date	31/03/2018

16/17 Contracted general activity (UDA)	0
Carry forward general activity (UDA)	0
16/17 Contracted orthodontic activity (UOA)	4,447
Carry forward orthodontic activity (UOA)	0
Baseline contract value	£305,328.58

ACCESS	Contract	England and Wales
24 month ratio of assessments to patient IDs	1.05	1.10

**ACTIVITY**


Month	Adjusted Scheduled Activity (UOA)	
	2016	2017
April	361	0
May	1,252	0
June	1,611	519
July	2,139	796
August	2,331	1,268
September	2,331	1,526
October	2,979	
November	3,239	
December	3,239	
January	3,239	
February	4,032	
March	4,358	
April	4,507	
May	4,507	
June	4,508	

QUALITY	Contract Quantity	Contract Base Number	Contract *	Region	England
% of all assessments that were assess and fit appliances (rolling 12 month period)	171	281	60.9%	55.3%	54.1%
% of all assessments that were assess and refuse (rolling 12 month period)	24	281	8.5%	11.5%	12.4%
% of all assessments that were assess and review (rolling 12 month period)	86	281	30.6%	33.2%	33.5%
% of terminated courses where treatment was abandoned or discontinued (rolling 12 month period)	10	219	4.6%	5.7%	7.2%
% of completed treatments indicating that PAR score was taken (year to date)	112	117	95.7%	57.4%	58.9%
Rate of removable appliances per 100 fixed appliances - proposed treatment (rolling 12 month period)	3	342	0.88	5.12	5.66
Rate of removable appliances per 100 fixed appliances - completed treatment (rolling 12 month period)	7	410	1.71	3.86	4.88
% of courses of treatment with removable appliances only - proposed treatment (rolling 12 month period)	0	171	0.0%	1.8%	2.1%
% of courses of treatment with removable appliances only - completed treatment (rolling 12 month period)	0	209	0.0%	1.6%	1.5%
% of patients satisfied with the treatment they have received (rolling 12 month period)	4	4	100.0%	96.0%	95.7%

\* Figures in italics indicate that the base number is less than 100.



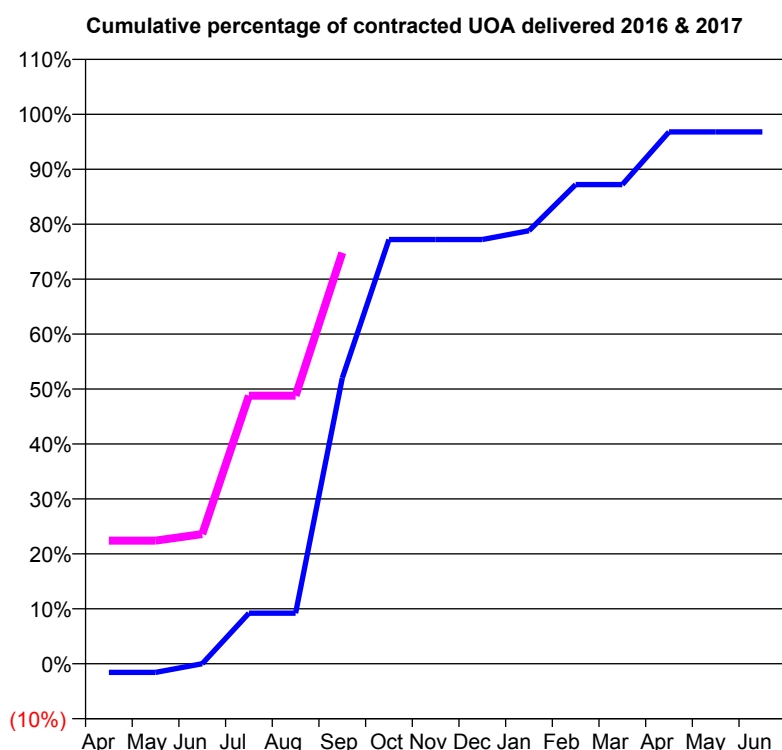
**Q66 - Vital Signs Orthodontic At a Glance Contract Report for 738964/0001 - September 2016**

Name or company name	MR PA BALDWIN
Contract type name	GDS Contract
Purpose of contract	General and Orthodontic
Contract start date	01/06/2014
Contract end date	

16/17 Contracted general activity (UDA)	1,815
Carry forward general activity (UDA)	0
16/17 Contracted orthodontic activity (UOA)	250
Carry forward orthodontic activity (UOA)	8
Baseline contract value	£61,447.54

**ACCESS**

	Contract	England and Wales
24 month ratio of assessments to patient IDs	1.20	1.10

**ACTIVITY**


Month	Adjusted Scheduled Activity (UOA)	
	2016	2017
April	-4	56
May	-4	56
June	0	59
July	23	122
August	23	122
September	130	187
October	193	
November	193	
December	193	
January	197	
February	218	
March	218	
April	242	
May	242	
June	242	

**QUALITY**

	Contract Quantity	Contract Base Number	Contract *	Region	England
% of all assessments that were assess and fit appliances (rolling 12 month period)	14	27	51.9%	55.3%	54.1%
% of all assessments that were assess and refuse (rolling 12 month period)	3	27	11.1%	11.5%	12.4%
% of all assessments that were assess and review (rolling 12 month period)	10	27	37.0%	33.2%	33.5%
% of terminated courses where treatment was abandoned or discontinued (rolling 12 month period)	0	7	0.0%	5.7%	7.2%
% of completed treatments indicating that PAR score was taken (year to date)	4	5	80.0%	57.4%	58.9%
Rate of removable appliances per 100 fixed appliances - proposed treatment (rolling 12 month period)	0	21	0.00	5.12	5.66
Rate of removable appliances per 100 fixed appliances - completed treatment (rolling 12 month period)	0	3	0.00	3.86	4.88
% of courses of treatment with removable appliances only - proposed treatment (rolling 12 month period)	0	14	0.0%	1.8%	2.1%
% of courses of treatment with removable appliances only - completed treatment (rolling 12 month period)	0	7	0.0%	1.6%	1.5%
% of patients satisfied with the treatment they have received (rolling 12 month period)	0	0	N/A	96.0%	95.7%

\* Figures in italics indicate that the base number is less than 100.

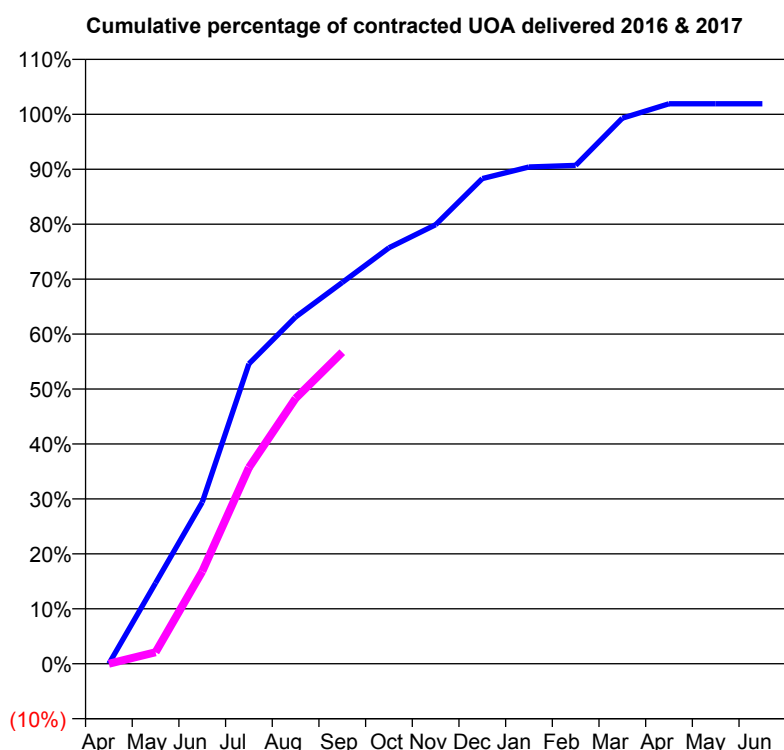
**Q66 - Vital Signs Orthodontic At a Glance Contract Report for 762520/0001 - September 2016**

Name or company name	MR AJ CURTIS
Contract type name	Pilot Contract
Purpose of contract	General and Orthodontic
Contract start date	01/09/2013
Contract end date	

16/17 Contracted general activity (UDA)	31,724
Carry forward general activity (UDA)	0
16/17 Contracted orthodontic activity (UOA)	1,000
Carry forward orthodontic activity (UOA)	0
Baseline contract value	£964,878.07

**ACCESS**

	Contract	England and Wales
24 month ratio of assessments to patient IDs	1.14	1.10

**ACTIVITY**


Month	Adjusted Scheduled Activity (UOA)	
	2016	2017
April	0	0
May	147	21
June	294	168
July	546	357
August	631	483
September	694	567
October	757	
November	799	
December	883	
January	904	
February	907	
March	993	
April	1,019	
May	1,019	
June	1,019	

**QUALITY**

	Contract Quantity	Contract Base Number	Contract *	Region	England
% of all assessments that were assess and fit appliances (rolling 12 month period)	43	49	87.8%	55.3%	54.1%
% of all assessments that were assess and refuse (rolling 12 month period)	0	49	0.0%	11.5%	12.4%
% of all assessments that were assess and review (rolling 12 month period)	6	49	12.2%	33.2%	33.5%
% of terminated courses where treatment was abandoned or discontinued (rolling 12 month period)	4	38	10.5%	5.7%	7.2%
% of completed treatments indicating that PAR score was taken (year to date)	16	18	88.9%	57.4%	58.9%
Rate of removable appliances per 100 fixed appliances - proposed treatment (rolling 12 month period)	3	55	5.45	5.12	5.66
Rate of removable appliances per 100 fixed appliances - completed treatment (rolling 12 month period)	2	59	3.39	3.86	4.88
% of courses of treatment with removable appliances only - proposed treatment (rolling 12 month period)	3	43	7.0%	1.8%	2.1%
% of courses of treatment with removable appliances only - completed treatment (rolling 12 month period)	1	34	2.9%	1.6%	1.5%
% of patients satisfied with the treatment they have received (rolling 12 month period)	3	3	100.0%	96.0%	95.7%

\* Figures in italics indicate that the base number is less than 100.

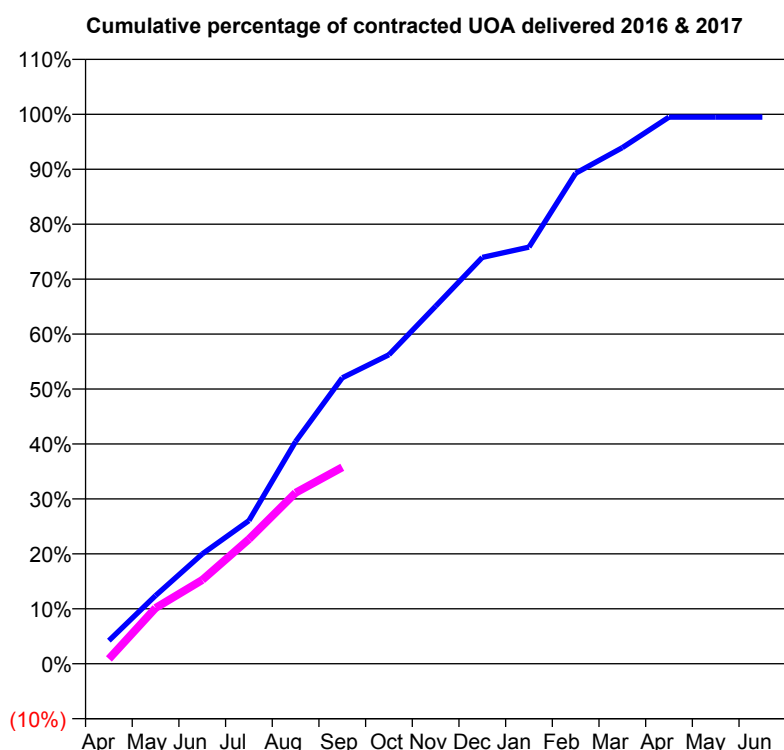
**Q66 - Vital Signs Orthodontic At a Glance Contract Report for 833533/0001 - September 2016**

Name or company name	MR A GREEN
Contract type name	PDS Contract
Purpose of contract	Orthodontic
Contract start date	01/04/2006
Contract end date	31/03/2018

16/17 Contracted general activity (UDA)	0
Carry forward general activity (UDA)	0
16/17 Contracted orthodontic activity (UOA)	4,528
Carry forward orthodontic activity (UOA)	23
Baseline contract value	£293,659.99

**ACCESS**

	Contract	England and Wales
24 month ratio of assessments to patient IDs	1.01	1.10

**ACTIVITY**


Month	Adjusted Scheduled Activity (UOA)	
	2016	2017
April	191	40
May	562	460
June	905	691
July	1,180	1,027
August	1,831	1,409
September	2,356	1,619
October	2,547	
November	2,946	
December	3,349	
January	3,433	
February	4,042	
March	4,253	
April	4,505	
May	4,505	
June	4,505	

**QUALITY**

	Contract Quantity	Contract Base Number	Contract *	Region	England
% of all assessments that were assess and fit appliances (rolling 12 month period)	182	182	100.0%	55.3%	54.1%
% of all assessments that were assess and refuse (rolling 12 month period)	0	182	0.0%	11.5%	12.4%
% of all assessments that were assess and review (rolling 12 month period)	0	182	0.0%	33.2%	33.5%
% of terminated courses where treatment was abandoned or discontinued (rolling 12 month period)	5	185	2.7%	5.7%	7.2%
% of completed treatments indicating that PAR score was taken (year to date)	46	104	44.2%	57.4%	58.9%
Rate of removable appliances per 100 fixed appliances - proposed treatment (rolling 12 month period)	0	312	0.00	5.12	5.66
Rate of removable appliances per 100 fixed appliances - completed treatment (rolling 12 month period)	1	348	0.29	3.86	4.88
% of courses of treatment with removable appliances only - proposed treatment (rolling 12 month period)	0	182	0.0%	1.8%	2.1%
% of courses of treatment with removable appliances only - completed treatment (rolling 12 month period)	0	180	0.0%	1.6%	1.5%
% of patients satisfied with the treatment they have received (rolling 12 month period)	3	3	100.0%	96.0%	95.7%

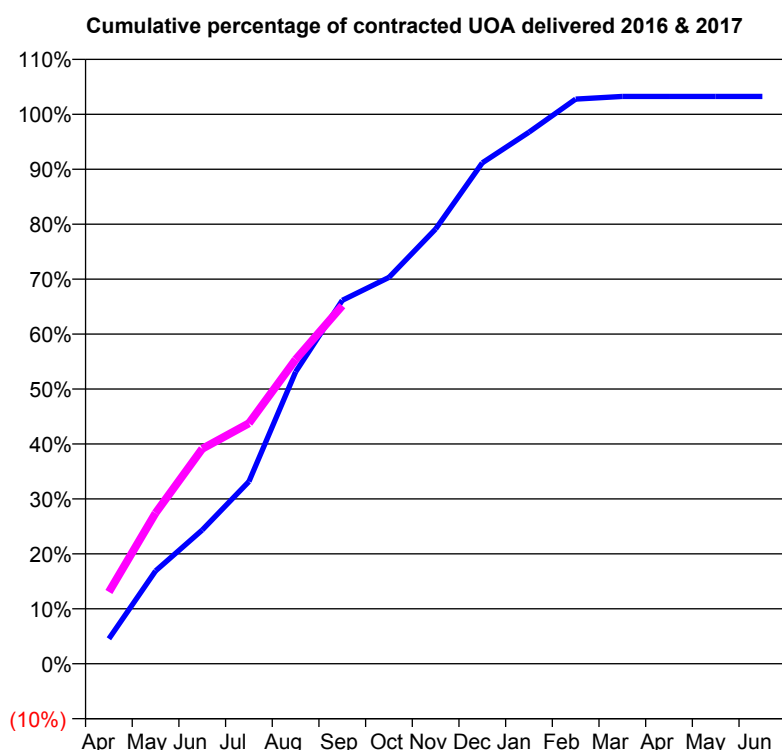
\* Figures in italics indicate that the base number is less than 100.

**Q66 - Vital Signs Orthodontic At a Glance Contract Report for 916498/0001 - September 2016**

Name or company name	MR RA SNELGROVE
Contract type name	PDS Contract
Purpose of contract	Orthodontic
Contract start date	01/04/2006
Contract end date	31/03/2018

16/17 Contracted general activity (UDA)	0
Carry forward general activity (UDA)	0
16/17 Contracted orthodontic activity (UOA)	4,529
Carry forward orthodontic activity (UOA)	0
Baseline contract value	£293,659.99

ACCESS	Contract	England and Wales
24 month ratio of assessments to patient IDs	1.00	1.10

**ACTIVITY**


Month	Adjusted Scheduled Activity (UOA)	
	2016	2017
April	206	592
May	766	1,243
June	1,103	1,772
July	1,502	1,982
August	2,405	2,507
September	2,995	2,952
October	3,184	
November	3,583	
December	4,129	
January	4,381	
February	4,654	
March	4,676	
April	4,676	
May	4,676	
June	4,676	

**QUALITY**

	Contract Quantity	Contract Base Number	Contract *	Region	England
% of all assessments that were assess and fit appliances (rolling 12 month period)	224	225	99.6%	55.3%	54.1%
% of all assessments that were assess and refuse (rolling 12 month period)	1	225	0.4%	11.5%	12.4%
% of all assessments that were assess and review (rolling 12 month period)	0	225	0.0%	33.2%	33.5%
% of terminated courses where treatment was abandoned or discontinued (rolling 12 month period)	24	235	10.2%	5.7%	7.2%
% of completed treatments indicating that PAR score was taken (year to date)	94	103	91.3%	57.4%	58.9%
Rate of removable appliances per 100 fixed appliances - proposed treatment (rolling 12 month period)	2	398	0.50	5.12	5.66
Rate of removable appliances per 100 fixed appliances - completed treatment (rolling 12 month period)	1	403	0.25	3.86	4.88
% of courses of treatment with removable appliances only - proposed treatment (rolling 12 month period)	1	224	0.4%	1.8%	2.1%
% of courses of treatment with removable appliances only - completed treatment (rolling 12 month period)	0	211	0.0%	1.6%	1.5%
% of patients satisfied with the treatment they have received (rolling 12 month period)	9	9	100.0%	96.0%	95.7%

\* Figures in italics indicate that the base number is less than 100.

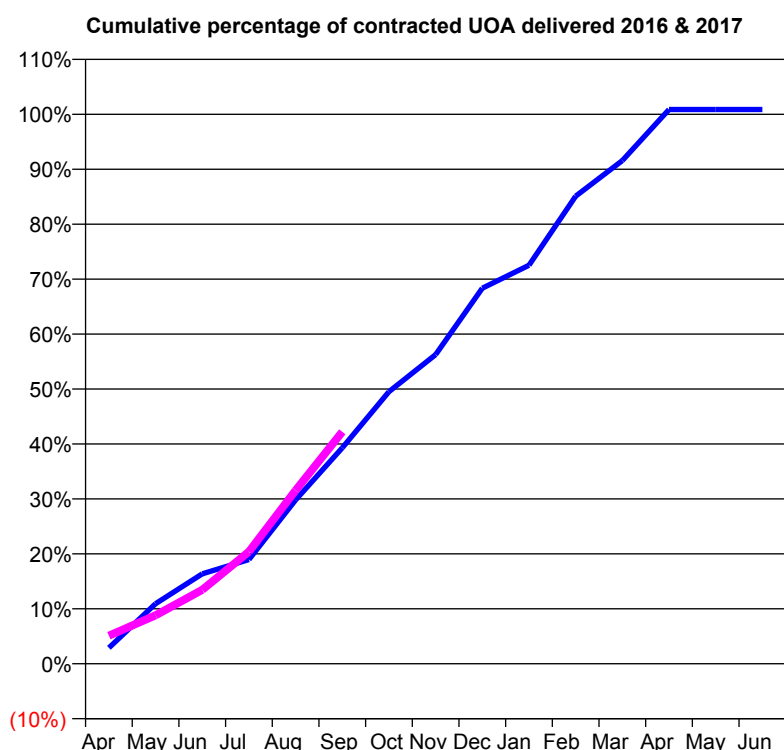
**Q66 - Vital Signs Orthodontic At a Glance Contract Report for 921181/0001 - September 2016**

Name or company name	MISS J DAVIES
Contract type name	PDS Contract
Purpose of contract	Orthodontic
Contract start date	01/04/2006
Contract end date	31/03/2018

16/17 Contracted general activity (UDA)	0
Carry forward general activity (UDA)	0
16/17 Contracted orthodontic activity (UOA)	4,528
Carry forward orthodontic activity (UOA)	0
Baseline contract value	£293,659.99

**ACCESS**

	Contract	England and Wales
24 month ratio of assessments to patient IDs	1.02	1.10

**ACTIVITY**


Month	Adjusted Scheduled Activity (UOA)	
	2016	2017
April	131	231
May	495	399
June	741	609
July	859	924
August	1,350	1,429
September	1,780	1,912
October	2,242	
November	2,548	
December	3,095	
January	3,284	
February	3,853	
March	4,147	
April	4,567	
May	4,567	
June	4,567	

**QUALITY**

	Contract Quantity	Contract Base Number	Contract *	Region	England
% of all assessments that were assess and fit appliances (rolling 12 month period)	222	255	87.1%	55.3%	54.1%
% of all assessments that were assess and refuse (rolling 12 month period)	0	255	0.0%	11.5%	12.4%
% of all assessments that were assess and review (rolling 12 month period)	33	255	12.9%	33.2%	33.5%
% of terminated courses where treatment was abandoned or discontinued (rolling 12 month period)	8	216	3.7%	5.7%	7.2%
% of completed treatments indicating that PAR score was taken (year to date)	122	122	100.0%	57.4%	58.9%
Rate of removable appliances per 100 fixed appliances - proposed treatment (rolling 12 month period)	9	441	2.04	5.12	5.66
Rate of removable appliances per 100 fixed appliances - completed treatment (rolling 12 month period)	2	416	0.48	3.86	4.88
% of courses of treatment with removable appliances only - proposed treatment (rolling 12 month period)	1	222	0.5%	1.8%	2.1%
% of courses of treatment with removable appliances only - completed treatment (rolling 12 month period)	0	208	0.0%	1.6%	1.5%
% of patients satisfied with the treatment they have received (rolling 12 month period)	8	8	100.0%	96.0%	95.7%

\* Figures in italics indicate that the base number is less than 100.

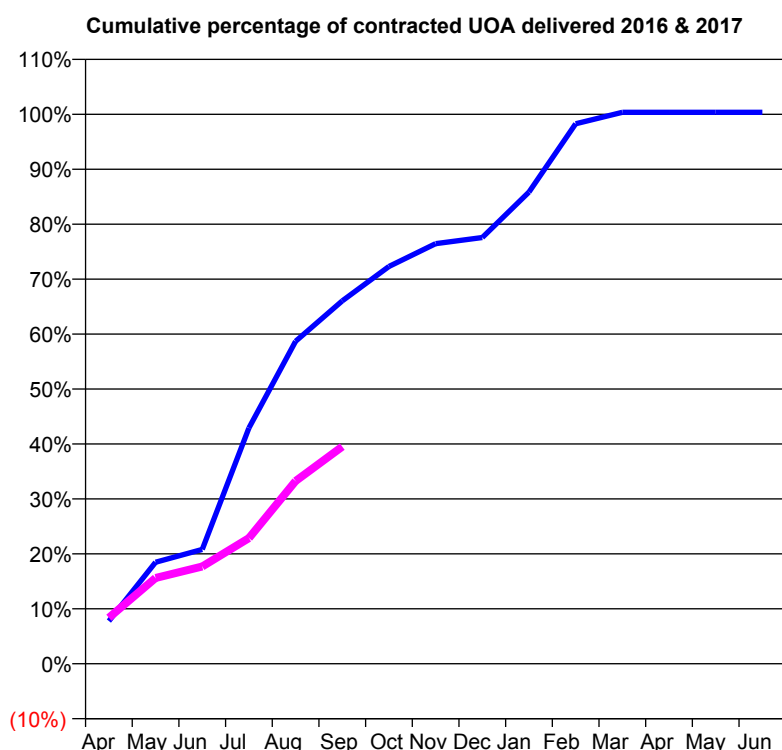
**Q67 - Vital Signs Orthodontic At a Glance Contract Report for 101281/0035 - September 2016**

Name or company name	OASIS DENTAL CARE LTD
Contract type name	GDS Contract
Purpose of contract	General and Orthodontic
Contract start date	01/04/2006
Contract end date	

16/17 Contracted general activity (UDA)	7,549
Carry forward general activity (UDA)	-110
16/17 Contracted orthodontic activity (UOA)	2,029
Carry forward orthodontic activity (UOA)	0
Baseline contract value	£366,797.19

**ACCESS**

	Contract	England and Wales
24 month ratio of assessments to patient IDs	1.13	1.10

**ACTIVITY**


Month	Adjusted Scheduled Activity (UOA)	
	2016	2017
April	158	170
May	375	317
June	422	359
July	871	464
August	1,191	675
September	1,340	802
October	1,467	
November	1,551	
December	1,574	
January	1,742	
February	1,994	
March	2,036	
April	2,036	
May	2,036	
June	2,036	

**QUALITY**

	Contract Quantity	Contract Base Number	Contract *	Region	England
% of all assessments that were assess and fit appliances (rolling 12 month period)	72	79	91.1%	55.3%	54.1%
% of all assessments that were assess and refuse (rolling 12 month period)	1	79	1.3%	11.5%	12.4%
% of all assessments that were assess and review (rolling 12 month period)	6	79	7.6%	33.2%	33.5%
% of terminated courses where treatment was abandoned or discontinued (rolling 12 month period)	0	66	0.0%	5.7%	7.2%
% of completed treatments indicating that PAR score was taken (year to date)	32	32	100.0%	57.4%	58.9%
Rate of removable appliances per 100 fixed appliances - proposed treatment (rolling 12 month period)	1	138	0.72	5.12	5.66
Rate of removable appliances per 100 fixed appliances - completed treatment (rolling 12 month period)	3	129	2.33	3.86	4.88
% of courses of treatment with removable appliances only - proposed treatment (rolling 12 month period)	0	72	0.0%	1.8%	2.1%
% of courses of treatment with removable appliances only - completed treatment (rolling 12 month period)	0	66	0.0%	1.6%	1.5%
% of patients satisfied with the treatment they have received (rolling 12 month period)	3	3	100.0%	96.0%	95.7%

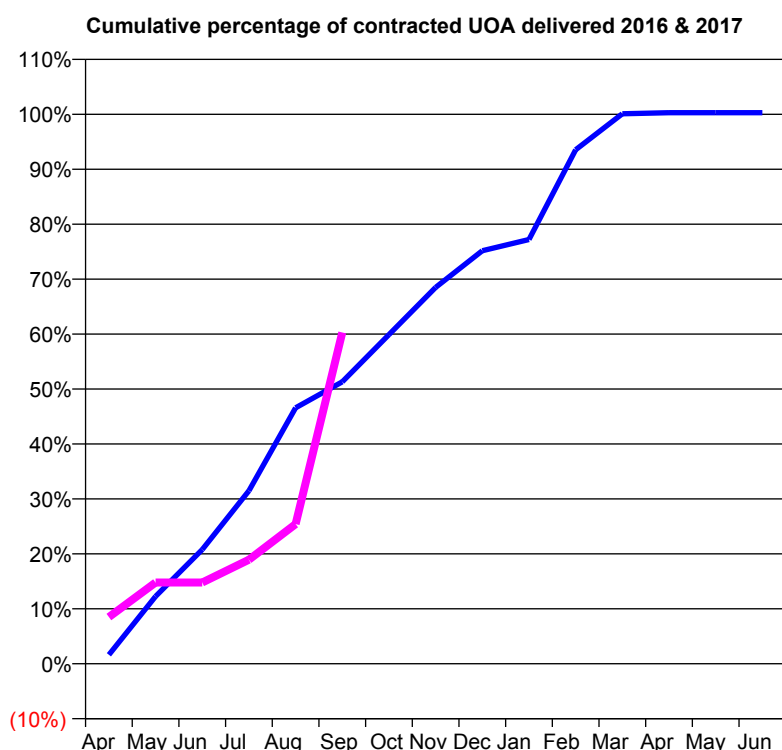
\* Figures in italics indicate that the base number is less than 100.

**Q67 - Vital Signs Orthodontic At a Glance Contract Report for 101281/0105 - September 2016**

Name or company name	OASIS DENTAL CARE LTD
Contract type name	GDS Contract
Purpose of contract	General and Orthodontic
Contract start date	01/04/2006
Contract end date	

16/17 Contracted general activity (UDA)	19,191
Carry forward general activity (UDA)	0
16/17 Contracted orthodontic activity (UOA)	1,035
Carry forward orthodontic activity (UOA)	0
Baseline contract value	£499,289.22

ACCESS	Contract	England and Wales
24 month ratio of assessments to patient IDs	1.26	1.10

**ACTIVITY**


Month	Adjusted Scheduled Activity (UOA)	
	2016	2017
April	17	88
May	127	153
June	215	153
July	326	196
August	482	263
September	531	624
October	620	
November	709	
December	778	
January	799	
February	968	
March	1,036	
April	1,038	
May	1,038	
June	1,038	

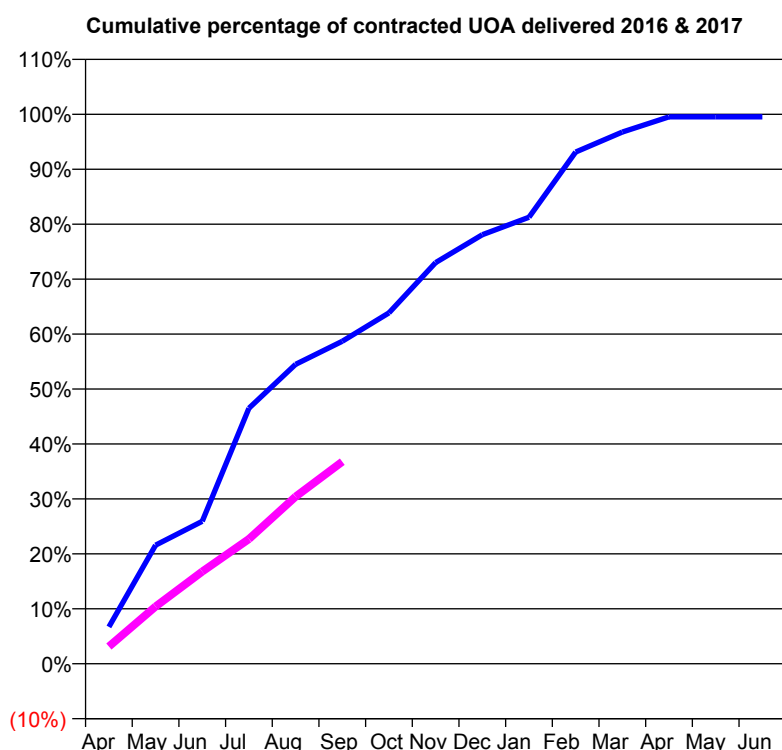
QUALITY	Contract Quantity	Contract Base Number	Contract *	Region	England
% of all assessments that were assess and fit appliances (rolling 12 month period)	55	87	63.2%	55.3%	54.1%
% of all assessments that were assess and refuse (rolling 12 month period)	19	87	21.8%	11.5%	12.4%
% of all assessments that were assess and review (rolling 12 month period)	13	87	14.9%	33.2%	33.5%
% of terminated courses where treatment was abandoned or discontinued (rolling 12 month period)	5	28	17.9%	5.7%	7.2%
% of completed treatments indicating that PAR score was taken (year to date)	8	9	88.9%	57.4%	58.9%
Rate of removable appliances per 100 fixed appliances - proposed treatment (rolling 12 month period)	2	102	1.96	5.12	5.66
Rate of removable appliances per 100 fixed appliances - completed treatment (rolling 12 month period)	4	39	10.26	3.86	4.88
% of courses of treatment with removable appliances only - proposed treatment (rolling 12 month period)	2	55	3.6%	1.8%	2.1%
% of courses of treatment with removable appliances only - completed treatment (rolling 12 month period)	1	23	4.3%	1.6%	1.5%
% of patients satisfied with the treatment they have received (rolling 12 month period)	0	0	N/A	96.0%	95.7%

\* Figures in italics indicate that the base number is less than 100.

**Q67 - Vital Signs Orthodontic At a Glance Contract Report for 101281/0210 - September 2016**

Name or company name	OASIS DENTAL CARE LTD	16/17 Contracted general activity (UDA)	0
Contract type name	PDS Contract	Carry forward general activity (UDA)	0
Purpose of contract	Orthodontic	16/17 Contracted orthodontic activity (UOA)	4,630
Contract start date	01/09/2009	Carry forward orthodontic activity (UOA)	22
Contract end date	31/08/2019	Baseline contract value	£302,858.22

ACCESS	Contract	England and Wales
24 month ratio of assessments to patient IDs	1.21	1.10

**ACTIVITY**


Month	Adjusted Scheduled Activity (UOA)	
	2016	2017
April	311	146
May	999	483
June	1,200	777
July	2,153	1,051
August	2,523	1,408
September	2,717	1,703
October	2,957	
November	3,380	
December	3,615	
January	3,762	
February	4,312	
March	4,480	
April	4,608	
May	4,608	
June	4,608	

QUALITY	Contract Quantity	Contract Base Number	Contract *	Region	England
% of all assessments that were assess and fit appliances (rolling 12 month period)	184	228	80.7%	55.3%	54.1%
% of all assessments that were assess and refuse (rolling 12 month period)	21	228	9.2%	11.5%	12.4%
% of all assessments that were assess and review (rolling 12 month period)	23	228	10.1%	33.2%	33.5%
% of terminated courses where treatment was abandoned or discontinued (rolling 12 month period)	6	235	2.6%	5.7%	7.2%
% of completed treatments indicating that PAR score was taken (year to date)	112	118	94.9%	57.4%	58.9%
Rate of removable appliances per 100 fixed appliances - proposed treatment (rolling 12 month period)	4	222	1.80	5.12	5.66
Rate of removable appliances per 100 fixed appliances - completed treatment (rolling 12 month period)	2	325	0.62	3.86	4.88
% of courses of treatment with removable appliances only - proposed treatment (rolling 12 month period)	1	184	0.5%	1.8%	2.1%
% of courses of treatment with removable appliances only - completed treatment (rolling 12 month period)	1	229	0.4%	1.6%	1.5%
% of patients satisfied with the treatment they have received (rolling 12 month period)	5	5	100.0%	96.0%	95.7%

\* Figures in italics indicate that the base number is less than 100.

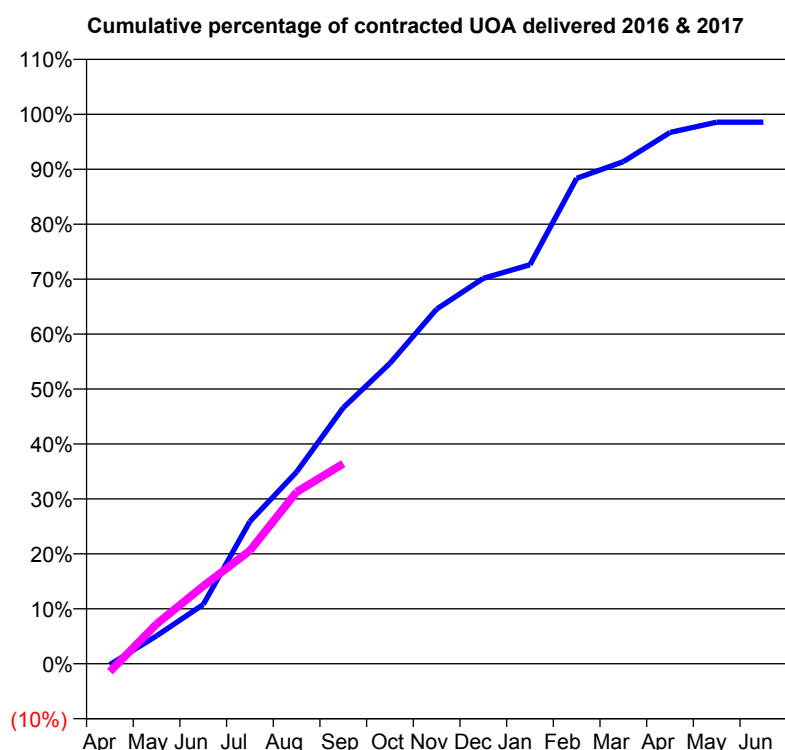


**Q67 - Vital Signs Orthodontic At a Glance Contract Report for 115924/0001 - September 2016**

Name or company name	Aligndent NK Ltd	16/17 Contracted general activity (UDA)	0
Contract type name	PDS Contract	Carry forward general activity (UDA)	0
Purpose of contract	Orthodontic	16/17 Contracted orthodontic activity (UOA)	13,600
Contract start date	01/04/2013	Carry forward orthodontic activity (UOA)	197
Contract end date	31/03/2018	Baseline contract value	£772,432.17

**ACCESS**

	Contract	England and Wales
24 month ratio of assessments to patient IDs	1.01	1.10

**ACTIVITY**


Month	Adjusted Scheduled Activity (UOA)	
	2016	2017
April	-25	-197
May	692	984
June	1,467	1,924
July	3,523	2,801
August	4,747	4,253
September	6,338	4,952
October	7,439	
November	8,777	
December	9,540	
January	9,876	
February	12,015	
March	12,429	
April	13,151	
May	13,403	
June	13,403	

**QUALITY**

	Contract Quantity	Contract Base Number	Contract *	Region	England
% of all assessments that were assess and fit appliances (rolling 12 month period)	593	805	73.7%	55.3%	54.1%
% of all assessments that were assess and refuse (rolling 12 month period)	91	805	11.3%	11.5%	12.4%
% of all assessments that were assess and review (rolling 12 month period)	121	805	15.0%	33.2%	33.5%
% of terminated courses where treatment was abandoned or discontinued (rolling 12 month period)	15	256	5.9%	5.7%	7.2%
% of completed treatments indicating that PAR score was taken (year to date)	163	169	96.4%	57.4%	58.9%
Rate of removable appliances per 100 fixed appliances - proposed treatment (rolling 12 month period)	141	1,056	13.35	5.12	5.66
Rate of removable appliances per 100 fixed appliances - completed treatment (rolling 12 month period)	0	1	0.00	3.86	4.88
% of courses of treatment with removable appliances only - proposed treatment (rolling 12 month period)	18	593	3.0%	1.8%	2.1%
% of courses of treatment with removable appliances only - completed treatment (rolling 12 month period)	0	241	0.0%	1.6%	1.5%
% of patients satisfied with the treatment they have received (rolling 12 month period)	16	17	94.1%	96.0%	95.7%

\* Figures in italics indicate that the base number is less than 100.

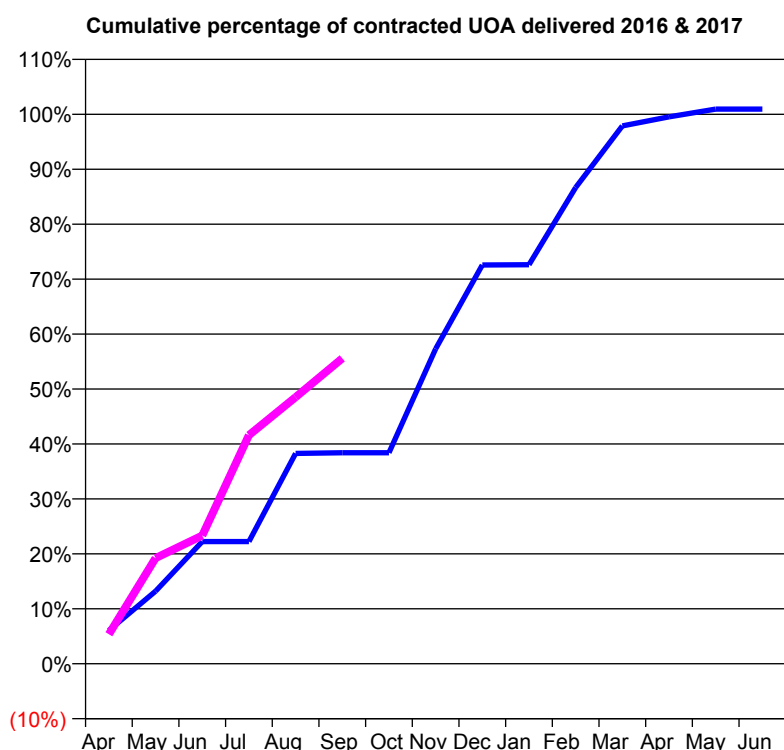
**Q67 - Vital Signs Orthodontic At a Glance Contract Report for 119059/0001 - September 2016**

Name or company name	Bespoke Orthodontics Ltd
Contract type name	PDS Contract
Purpose of contract	Orthodontic
Contract start date	01/04/2013
Contract end date	31/03/2018

16/17 Contracted general activity (UDA)	0
Carry forward general activity (UDA)	0
16/17 Contracted orthodontic activity (UOA)	1,560
Carry forward orthodontic activity (UOA)	0
Baseline contract value	£88,129.84

**ACCESS**

	Contract	England and Wales
24 month ratio of assessments to patient IDs	1.04	1.10

**ACTIVITY**


Month	Adjusted Scheduled Activity (UOA)	
	2016	2017
April	95	84
May	206	300
June	347	364
July	347	649
August	597	757
September	599	867
October	599	
November	894	
December	1,132	
January	1,133	
February	1,352	
March	1,527	
April	1,553	
May	1,575	
June	1,575	

**QUALITY**

	Contract Quantity	Contract Base Number	Contract *	Region	England
% of all assessments that were assess and fit appliances (rolling 12 month period)	84	184	45.7%	55.3%	54.1%
% of all assessments that were assess and refuse (rolling 12 month period)	47	184	25.5%	11.5%	12.4%
% of all assessments that were assess and review (rolling 12 month period)	53	184	28.8%	33.2%	33.5%
% of terminated courses where treatment was abandoned or discontinued (rolling 12 month period)	26	82	31.7%	5.7%	7.2%
% of completed treatments indicating that PAR score was taken (year to date)	39	40	97.5%	57.4%	58.9%
Rate of removable appliances per 100 fixed appliances - proposed treatment (rolling 12 month period)	7	163	4.29	5.12	5.66
Rate of removable appliances per 100 fixed appliances - completed treatment (rolling 12 month period)	5	103	4.85	3.86	4.88
% of courses of treatment with removable appliances only - proposed treatment (rolling 12 month period)	0	84	0.0%	1.8%	2.1%
% of courses of treatment with removable appliances only - completed treatment (rolling 12 month period)	3	56	5.4%	1.6%	1.5%
% of patients satisfied with the treatment they have received (rolling 12 month period)	1	1	100.0%	96.0%	95.7%

\* Figures in italics indicate that the base number is less than 100.

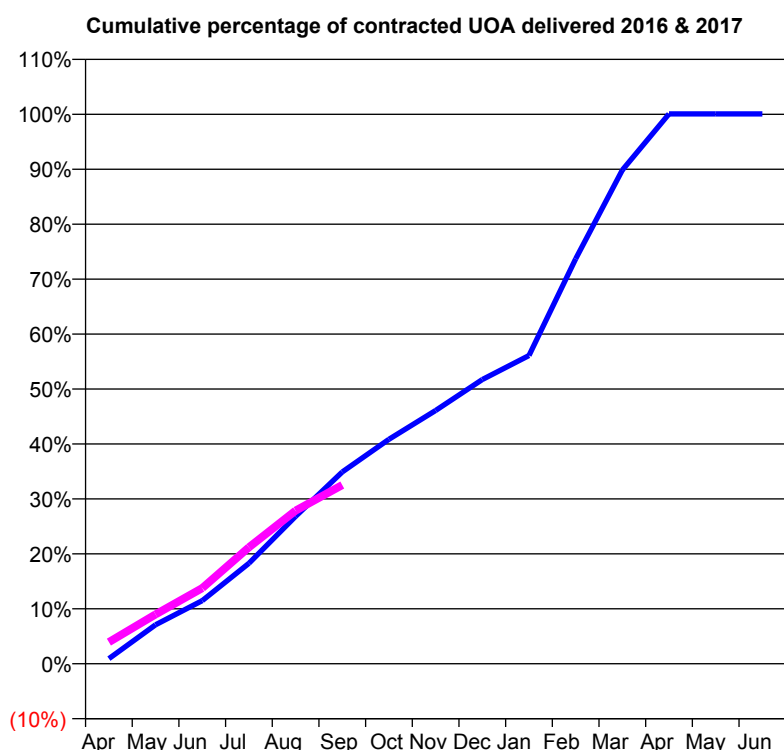
**Q67 - Vital Signs Orthodontic At a Glance Contract Report for 133035/0001 - September 2016**

Name or company name	Rochester Orthodontic Centre
Contract type name	PDS Contract
Purpose of contract	Orthodontic
Contract start date	07/04/2013
Contract end date	31/03/2018

16/17 Contracted general activity (UDA)	0
Carry forward general activity (UDA)	0
16/17 Contracted orthodontic activity (UOA)	38,257
Carry forward orthodontic activity (UOA)	0
Baseline contract value	£2,550,145.13

**ACCESS**

	Contract	England and Wales
24 month ratio of assessments to patient IDs	1.01	1.10

**ACTIVITY**


Month	Adjusted Scheduled Activity (UOA)	
	2016	2017
April	356	1,506
May	2,717	3,440
June	4,399	5,270
July	6,991	8,109
August	10,267	10,658
September	13,358	12,446
October	15,629	
November	17,634	
December	19,787	
January	21,464	
February	28,192	
March	34,376	
April	38,278	
May	38,278	
June	38,279	

**QUALITY**

	Contract Quantity	Contract Base Number	Contract *	Region	England
% of all assessments that were assess and fit appliances (rolling 12 month period)	1,779	2,058	86.4%	55.3%	54.1%
% of all assessments that were assess and refuse (rolling 12 month period)	82	2,058	4.0%	11.5%	12.4%
% of all assessments that were assess and review (rolling 12 month period)	197	2,058	9.6%	33.2%	33.5%
% of terminated courses where treatment was abandoned or discontinued (rolling 12 month period)	168	1,738	9.7%	5.7%	7.2%
% of completed treatments indicating that PAR score was taken (year to date)	213	710	30.0%	57.4%	58.9%
Rate of removable appliances per 100 fixed appliances - proposed treatment (rolling 12 month period)	27	3,529	0.77	5.12	5.66
Rate of removable appliances per 100 fixed appliances - completed treatment (rolling 12 month period)	91	3,111	2.93	3.86	4.88
% of courses of treatment with removable appliances only - proposed treatment (rolling 12 month period)	8	1,779	0.4%	1.8%	2.1%
% of courses of treatment with removable appliances only - completed treatment (rolling 12 month period)	4	1,570	0.3%	1.6%	1.5%
% of patients satisfied with the treatment they have received (rolling 12 month period)	39	42	92.9%	96.0%	95.7%

\* Figures in italics indicate that the base number is less than 100.

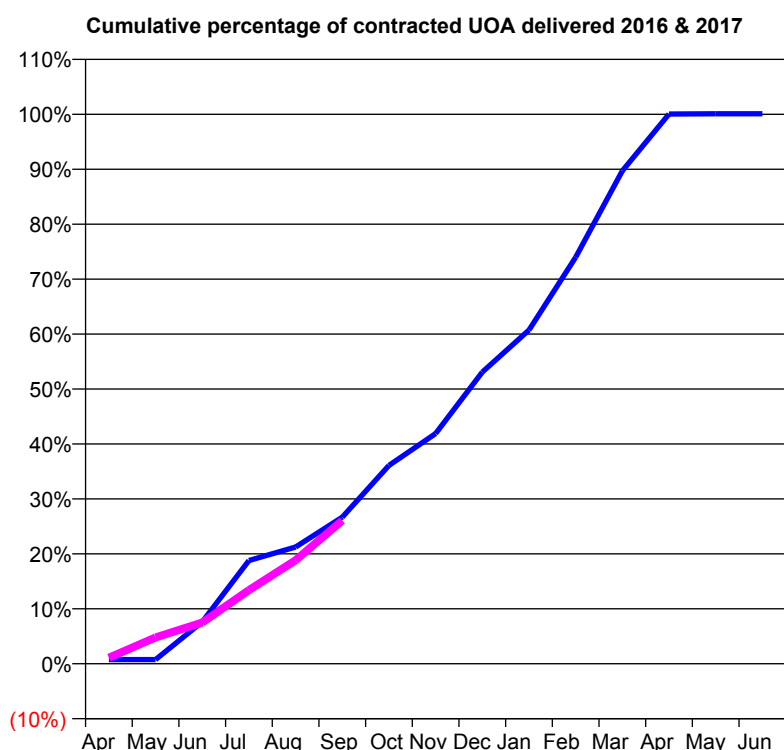
**Q67 - Vital Signs Orthodontic At a Glance Contract Report for 148350/0001 - September 2016**

Name or company name	Folkestone & Dover Orthodontics Limited
Contract type name	PDS Contract
Purpose of contract	Orthodontic
Contract start date	01/04/2008
Contract end date	31/03/2018

16/17 Contracted general activity (UDA)	0
Carry forward general activity (UDA)	0
16/17 Contracted orthodontic activity (UOA)	5,796
Carry forward orthodontic activity (UOA)	0
Baseline contract value	£388,280.99

**ACCESS**

	Contract	England and Wales
24 month ratio of assessments to patient IDs	1.04	1.10

**ACTIVITY**


Month	Adjusted Scheduled Activity (UOA)	
	2016	2017
April	44	64
May	44	278
June	443	436
July	1,089	777
August	1,231	1,093
September	1,546	1,511
October	2,092	
November	2,428	
December	3,077	
January	3,520	
February	4,288	
March	5,200	
April	5,799	
May	5,801	
June	5,801	

**QUALITY**

	Contract Quantity	Contract Base Number	Contract *	Region	England
% of all assessments that were assess and fit appliances (rolling 12 month period)	270	385	70.1%	55.3%	54.1%
% of all assessments that were assess and refuse (rolling 12 month period)	58	385	15.1%	11.5%	12.4%
% of all assessments that were assess and review (rolling 12 month period)	57	385	14.8%	33.2%	33.5%
% of terminated courses where treatment was abandoned or discontinued (rolling 12 month period)	5	125	4.0%	5.7%	7.2%
% of completed treatments indicating that PAR score was taken (year to date)	13	61	21.3%	57.4%	58.9%
Rate of removable appliances per 100 fixed appliances - proposed treatment (rolling 12 month period)	130	515	25.24	5.12	5.66
Rate of removable appliances per 100 fixed appliances - completed treatment (rolling 12 month period)	38	226	16.81	3.86	4.88
% of courses of treatment with removable appliances only - proposed treatment (rolling 12 month period)	1	270	0.4%	1.8%	2.1%
% of courses of treatment with removable appliances only - completed treatment (rolling 12 month period)	0	120	0.0%	1.6%	1.5%
% of patients satisfied with the treatment they have received (rolling 12 month period)	11	11	100.0%	96.0%	95.7%

\* Figures in italics indicate that the base number is less than 100.

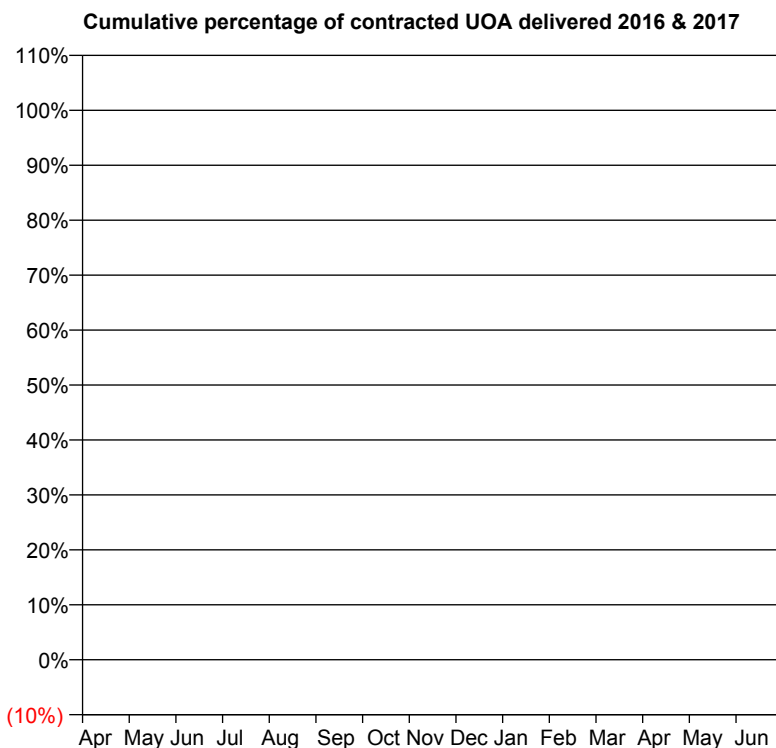
**Q67 - Vital Signs Orthodontic At a Glance Contract Report for 157112/0001 - September 2016**

Name or company name	Snodland Dental Care
Contract type name	GDS Contract
Purpose of contract	General
Contract start date	12/03/2014
Contract end date	

16/17 Contracted general activity (UDA)	6,044
Carry forward general activity (UDA)	234
16/17 Contracted orthodontic activity (UOA)	0
Carry forward orthodontic activity (UOA)	0
Baseline contract value	£168,235.01

**ACCESS**

	Contract	England and Wales
24 month ratio of assessments to patient IDs	1.00	1.10

**ACTIVITY**


Month	Adjusted Scheduled Activity (UOA)	
	2016	2017
April	0	0
May	0	0
June	0	0
July	0	0
August	0	0
September	0	1
October	0	
November	0	
December	0	
January	0	
February	0	
March	0	
April	0	
May	0	
June	0	

**QUALITY**

	Contract Quantity	Contract Base Number	Contract *	Region	England
% of all assessments that were assess and fit appliances (rolling 12 month period)	0	1	0.0%	55.3%	54.1%
% of all assessments that were assess and refuse (rolling 12 month period)	0	1	0.0%	11.5%	12.4%
% of all assessments that were assess and review (rolling 12 month period)	1	1	100.0%	33.2%	33.5%
% of terminated courses where treatment was abandoned or discontinued (rolling 12 month period)	0	0	N/A	5.7%	7.2%
% of completed treatments indicating that PAR score was taken (year to date)	0	0	N/A	57.4%	58.9%
Rate of removable appliances per 100 fixed appliances - proposed treatment (rolling 12 month period)	0	0	N/A	5.12	5.66
Rate of removable appliances per 100 fixed appliances - completed treatment (rolling 12 month period)	0	0	N/A	3.86	4.88
% of courses of treatment with removable appliances only - proposed treatment (rolling 12 month period)	0	0	N/A	1.8%	2.1%
% of courses of treatment with removable appliances only - completed treatment (rolling 12 month period)	0	0	N/A	1.6%	1.5%
% of patients satisfied with the treatment they have received (rolling 12 month period)	0	0	N/A	96.0%	95.7%

\* Figures in italics indicate that the base number is less than 100.

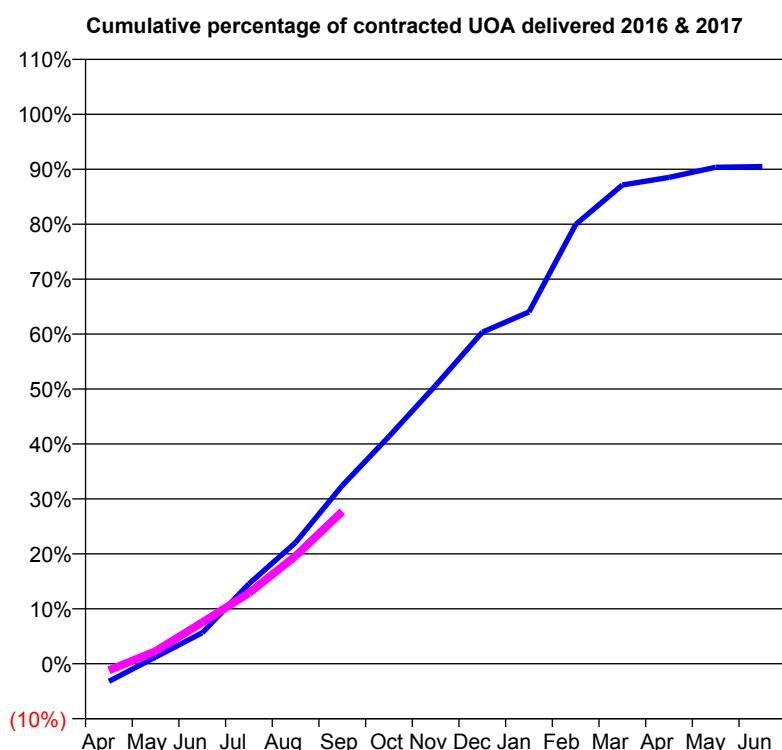
**Q67 - Vital Signs Orthodontic At a Glance Contract Report for 195820/0001 - September 2016**

Name or company name	Mr B Hayes (Aligndent Limited)
Contract type name	PDS Contract
Purpose of contract	Orthodontic
Contract start date	01/01/2008
Contract end date	31/03/2018

16/17 Contracted general activity (UDA)	0
Carry forward general activity (UDA)	0
16/17 Contracted orthodontic activity (UOA)	25,364
Carry forward orthodontic activity (UOA)	560
Baseline contract value	£1,692,895.55

**ACCESS**

	Contract	England and Wales
24 month ratio of assessments to patient IDs	1.02	1.10

**ACTIVITY**


Month	Adjusted Scheduled Activity (UOA)	
	2016	2017
April	-739	-302
May	285	584
June	1,300	1,909
July	3,351	3,263
August	5,084	4,976
September	7,471	7,034
October	9,524	
November	11,664	
December	13,899	
January	14,745	
February	18,414	
March	20,064	
April	20,384	
May	20,810	
June	20,835	

**QUALITY**

	Contract Quantity	Contract Base Number	Contract *	Region	England
% of all assessments that were assess and fit appliances (rolling 12 month period)	1,064	1,882	56.5%	55.3%	54.1%
% of all assessments that were assess and refuse (rolling 12 month period)	200	1,882	10.6%	11.5%	12.4%
% of all assessments that were assess and review (rolling 12 month period)	618	1,882	32.8%	33.2%	33.5%
% of terminated courses where treatment was abandoned or discontinued (rolling 12 month period)	88	1,164	7.6%	5.7%	7.2%
% of completed treatments indicating that PAR score was taken (year to date)	445	517	86.1%	57.4%	58.9%
Rate of removable appliances per 100 fixed appliances - proposed treatment (rolling 12 month period)	232	2,000	11.60	5.12	5.66
Rate of removable appliances per 100 fixed appliances - completed treatment (rolling 12 month period)	0	0	N/A	3.86	4.88
% of courses of treatment with removable appliances only - proposed treatment (rolling 12 month period)	31	1,064	2.9%	1.8%	2.1%
% of courses of treatment with removable appliances only - completed treatment (rolling 12 month period)	0	1,076	0.0%	1.6%	1.5%
% of patients satisfied with the treatment they have received (rolling 12 month period)	18	21	85.7%	96.0%	95.7%

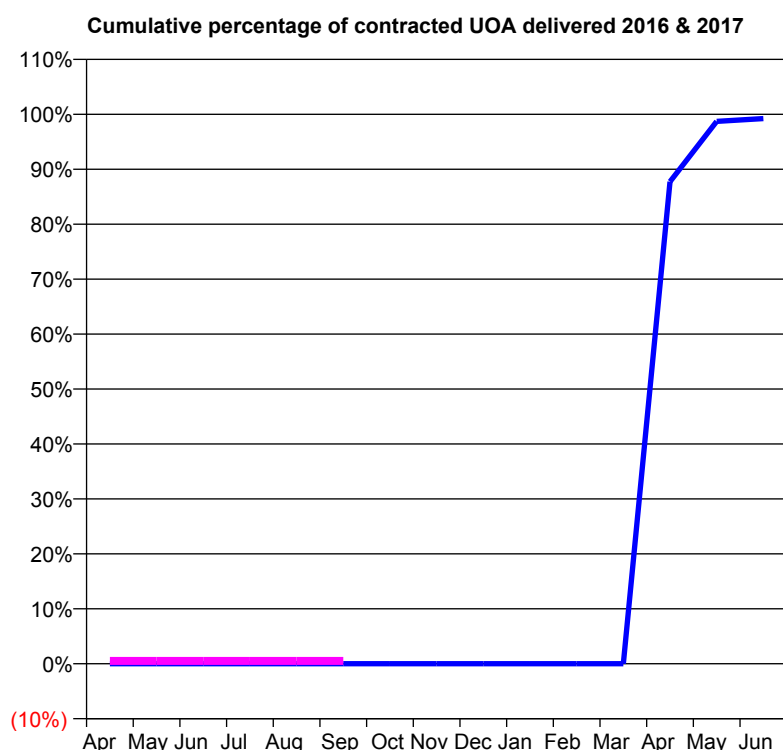
\* Figures in italics indicate that the base number is less than 100.

**Q67 - Vital Signs Orthodontic At a Glance Contract Report for 195820/0003 - September 2016**

Name or company name	Mr B Hayes (Aligndent Limited)	16/17 Contracted general activity (UDA)	0
Contract type name	PDS Contract	Carry forward general activity (UDA)	0
Purpose of contract	Orthodontic	16/17 Contracted orthodontic activity (UOA)	4,000
Contract start date	01/11/2015	Carry forward orthodontic activity (UOA)	0
Contract end date	31/03/2017	Baseline contract value	£266,960.58

**ACCESS**

	Contract	England and Wales
24 month ratio of assessments to patient IDs	1.05	1.10

**ACTIVITY**


Month	Adjusted Scheduled Activity (UOA)	
	2016	2017
April	0	21
May	0	21
June	0	21
July	0	21
August	0	21
September	0	21
October	0	
November	0	
December	0	
January	0	
February	0	
March	0	
April	3,509	
May	3,948	
June	3,969	

**QUALITY**

	Contract Quantity	Contract Base Number	Contract *	Region	England
% of all assessments that were assess and fit appliances (rolling 12 month period)	190	192	99.0%	55.3%	54.1%
% of all assessments that were assess and refuse (rolling 12 month period)	0	192	0.0%	11.5%	12.4%
% of all assessments that were assess and review (rolling 12 month period)	2	192	1.0%	33.2%	33.5%
% of terminated courses where treatment was abandoned or discontinued (rolling 12 month period)	0	0	N/A	5.7%	7.2%
% of completed treatments indicating that PAR score was taken (year to date)	0	0	N/A	57.4%	58.9%
Rate of removable appliances per 100 fixed appliances - proposed treatment (rolling 12 month period)	17	343	4.96	5.12	5.66
Rate of removable appliances per 100 fixed appliances - completed treatment (rolling 12 month period)	0	0	N/A	3.86	4.88
% of courses of treatment with removable appliances only - proposed treatment (rolling 12 month period)	0	190	0.0%	1.8%	2.1%
% of courses of treatment with removable appliances only - completed treatment (rolling 12 month period)	0	0	N/A	1.6%	1.5%
% of patients satisfied with the treatment they have received (rolling 12 month period)	2	3	66.7%	96.0%	95.7%

\* Figures in italics indicate that the base number is less than 100.

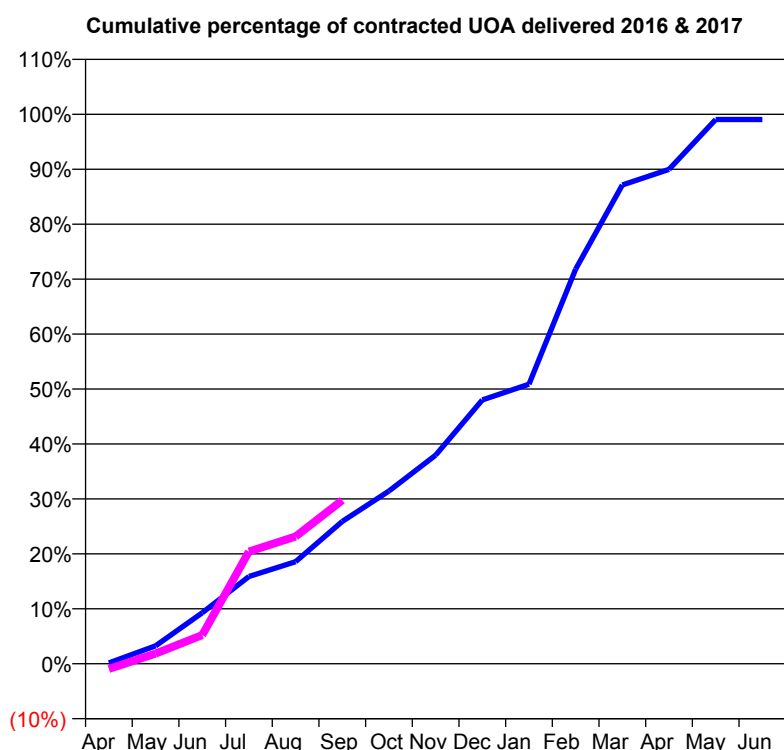
**Q67 - Vital Signs Orthodontic At a Glance Contract Report for 197602/0001 - September 2016**

Name or company name	Richard Flanagan and Associates Ltd
Contract type name	PDS Contract
Purpose of contract	Orthodontic
Contract start date	01/09/2007
Contract end date	31/03/2018

16/17 Contracted general activity (UDA)	0
Carry forward general activity (UDA)	0
16/17 Contracted orthodontic activity (UOA)	20,293
Carry forward orthodontic activity (UOA)	195
Baseline contract value	£1,388,663.87

**ACCESS**

	Contract	England and Wales
24 month ratio of assessments to patient IDs	1.10	1.10

**ACTIVITY**


Month	Adjusted Scheduled Activity (UOA)	
	2016	2017
April	33	-195
May	662	377
June	1,882	1,060
July	3,224	4,142
August	3,770	4,702
September	5,259	6,041
October	6,379	
November	7,703	
December	9,745	
January	10,322	
February	14,574	
March	17,683	
April	18,257	
May	20,098	
June	20,098	

**QUALITY**

	Contract Quantity	Contract Base Number	Contract *	Region	England
% of all assessments that were assess and fit appliances (rolling 12 month period)	972	1,882	51.6%	55.3%	54.1%
% of all assessments that were assess and refuse (rolling 12 month period)	382	1,882	20.3%	11.5%	12.4%
% of all assessments that were assess and review (rolling 12 month period)	528	1,882	28.1%	33.2%	33.5%
% of terminated courses where treatment was abandoned or discontinued (rolling 12 month period)	32	856	3.7%	5.7%	7.2%
% of completed treatments indicating that PAR score was taken (year to date)	189	486	38.9%	57.4%	58.9%
Rate of removable appliances per 100 fixed appliances - proposed treatment (rolling 12 month period)	127	1,827	6.95	5.12	5.66
Rate of removable appliances per 100 fixed appliances - completed treatment (rolling 12 month period)	57	1,553	3.67	3.86	4.88
% of courses of treatment with removable appliances only - proposed treatment (rolling 12 month period)	14	972	1.4%	1.8%	2.1%
% of courses of treatment with removable appliances only - completed treatment (rolling 12 month period)	4	824	0.5%	1.6%	1.5%
% of patients satisfied with the treatment they have received (rolling 12 month period)	28	28	100.0%	96.0%	95.7%

\* Figures in italics indicate that the base number is less than 100.



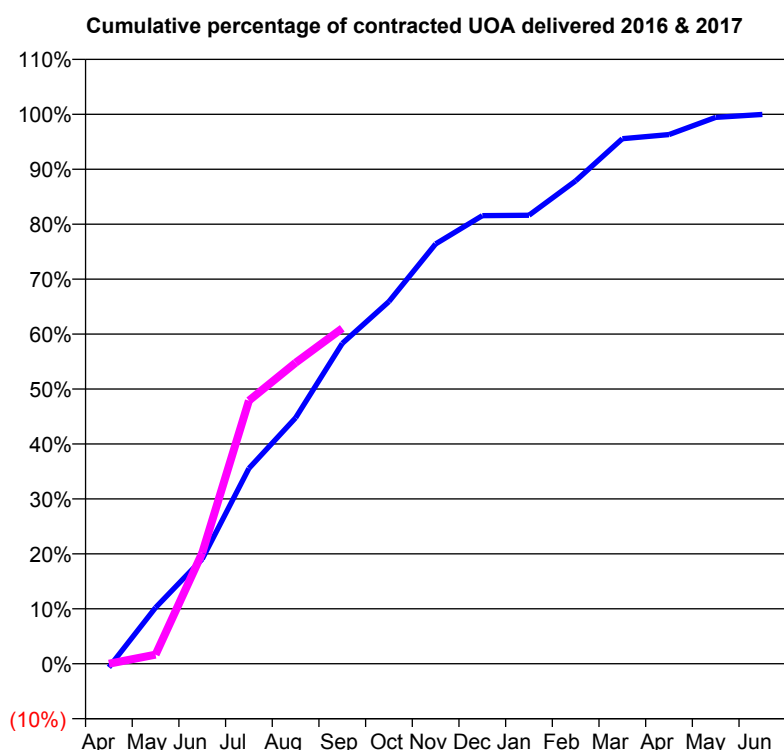
**Q67 - Vital Signs Orthodontic At a Glance Contract Report for 197602/0003 - September 2016**

Name or company name	Richard Flanagan and Associates Ltd
Contract type name	PDS Contract
Purpose of contract	Orthodontic
Contract start date	01/09/2007
Contract end date	31/03/2018

16/17 Contracted general activity (UDA)	0
Carry forward general activity (UDA)	0
16/17 Contracted orthodontic activity (UOA)	9,110
Carry forward orthodontic activity (UOA)	2
Baseline contract value	£604,089.03

**ACCESS**

	Contract	England and Wales
24 month ratio of assessments to patient IDs	1.08	1.10

**ACTIVITY**


Month	Adjusted Scheduled Activity (UOA)	
	2016	2017
April	-61	-2
May	932	151
June	1,736	1,838
July	3,240	4,362
August	4,077	4,991
September	5,311	5,560
October	6,006	
November	6,961	
December	7,430	
January	7,437	
February	8,007	
March	8,704	
April	8,773	
May	9,059	
June	9,108	

**QUALITY**

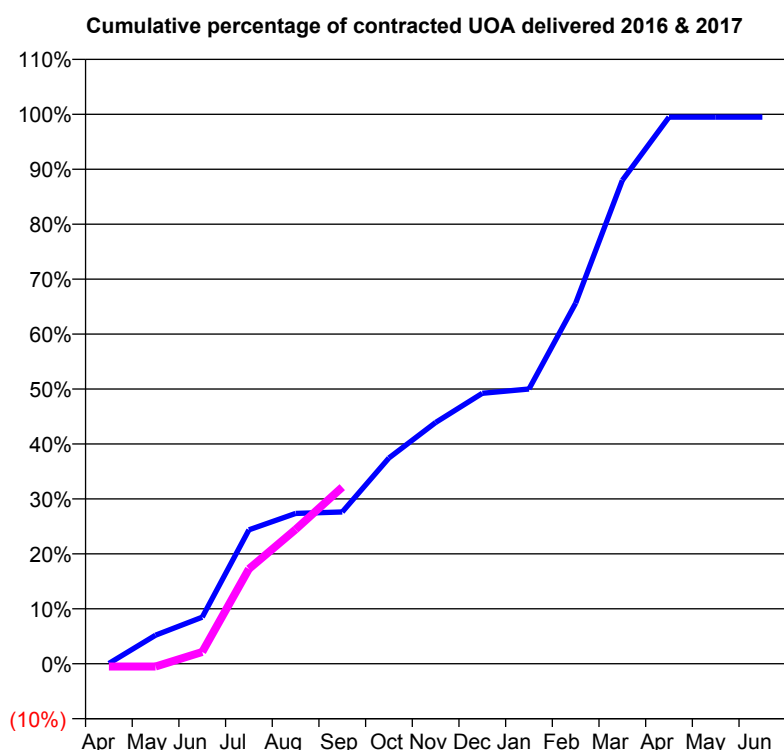
	Contract Quantity	Contract Base Number	Contract *	Region	England
% of all assessments that were assess and fit appliances (rolling 12 month period)	429	863	49.7%	55.3%	54.1%
% of all assessments that were assess and refuse (rolling 12 month period)	160	863	18.5%	11.5%	12.4%
% of all assessments that were assess and review (rolling 12 month period)	274	863	31.7%	33.2%	33.5%
% of terminated courses where treatment was abandoned or discontinued (rolling 12 month period)	8	346	2.3%	5.7%	7.2%
% of completed treatments indicating that PAR score was taken (year to date)	88	204	43.1%	57.4%	58.9%
Rate of removable appliances per 100 fixed appliances - proposed treatment (rolling 12 month period)	47	801	5.87	5.12	5.66
Rate of removable appliances per 100 fixed appliances - completed treatment (rolling 12 month period)	19	642	2.96	3.86	4.88
% of courses of treatment with removable appliances only - proposed treatment (rolling 12 month period)	11	429	2.6%	1.8%	2.1%
% of courses of treatment with removable appliances only - completed treatment (rolling 12 month period)	2	338	0.6%	1.6%	1.5%
% of patients satisfied with the treatment they have received (rolling 12 month period)	3	3	100.0%	96.0%	95.7%

\* Figures in italics indicate that the base number is less than 100.

**Q67 - Vital Signs Orthodontic At a Glance Contract Report for 326852/0001 - September 2016**

Name or company name	MR PM DAVIS	16/17 Contracted general activity (UDA)	0
Contract type name	PDS Contract	Carry forward general activity (UDA)	0
Purpose of contract	Orthodontic	16/17 Contracted orthodontic activity (UOA)	7,910
Contract start date	01/04/2006	Carry forward orthodontic activity (UOA)	41
Contract end date	31/03/2018	Baseline contract value	£516,755.05

ACCESS	Contract	England and Wales
24 month ratio of assessments to patient IDs	1.15	1.10

**ACTIVITY**


Month	Adjusted Scheduled Activity (UOA)	
	2016	2017
April	4	-41
May	412	-41
June	671	169
July	1,928	1,366
August	2,164	1,933
September	2,185	2,542
October	2,962	
November	3,473	
December	3,893	
January	3,956	
February	5,192	
March	6,960	
April	7,869	
May	7,869	
June	7,869	

**QUALITY**

	Contract Quantity	Contract Base Number	Contract *	Region	England
% of all assessments that were assess and fit appliances (rolling 12 month period)	398	434	91.7%	55.3%	54.1%
% of all assessments that were assess and refuse (rolling 12 month period)	0	434	0.0%	11.5%	12.4%
% of all assessments that were assess and review (rolling 12 month period)	36	434	8.3%	33.2%	33.5%
% of terminated courses where treatment was abandoned or discontinued (rolling 12 month period)	29	393	7.4%	5.7%	7.2%
% of completed treatments indicating that PAR score was taken (year to date)	155	191	81.2%	57.4%	58.9%
Rate of removable appliances per 100 fixed appliances - proposed treatment (rolling 12 month period)	21	766	2.74	5.12	5.66
Rate of removable appliances per 100 fixed appliances - completed treatment (rolling 12 month period)	25	694	3.60	3.86	4.88
% of courses of treatment with removable appliances only - proposed treatment (rolling 12 month period)	10	398	2.5%	1.8%	2.1%
% of courses of treatment with removable appliances only - completed treatment (rolling 12 month period)	9	364	2.5%	1.6%	1.5%
% of patients satisfied with the treatment they have received (rolling 12 month period)	15	15	100.0%	96.0%	95.7%

\* Figures in italics indicate that the base number is less than 100.

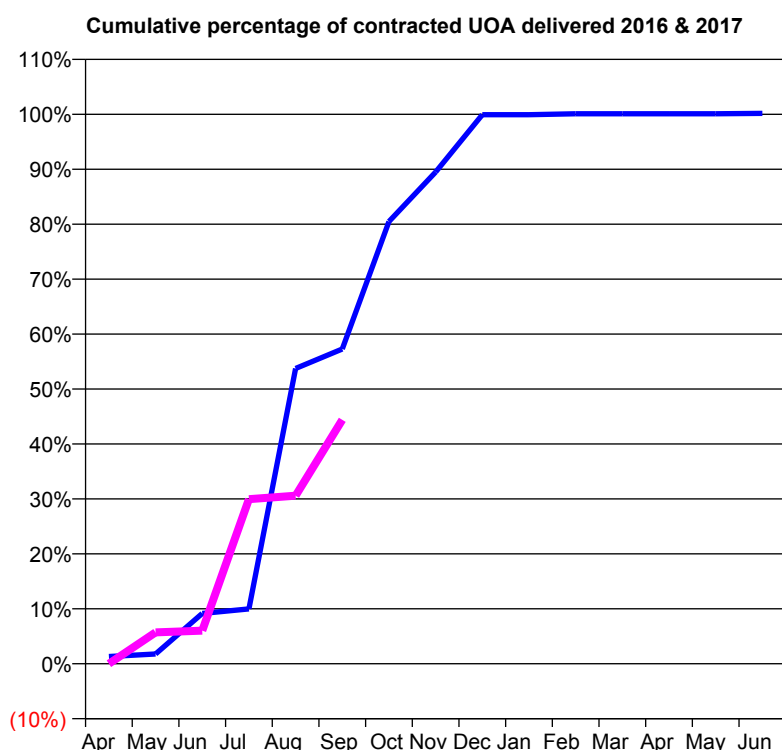
**Q67 - Vital Signs Orthodontic At a Glance Contract Report for 330736/0018 - September 2016**

Name or company name	MR N PATEL
Contract type name	GDS Contract
Purpose of contract	General and Orthodontic
Contract start date	01/01/2015
Contract end date	

16/17 Contracted general activity (UDA)	38,100
Carry forward general activity (UDA)	643
16/17 Contracted orthodontic activity (UOA)	1,275
Carry forward orthodontic activity (UOA)	0
Baseline contract value	£986,612.82

**ACCESS**

	Contract	England and Wales
24 month ratio of assessments to patient IDs	1.13	1.10

**ACTIVITY**


Month	Adjusted Scheduled Activity (UOA)	
	2016	2017
April	17	0
May	23	73
June	117	77
July	127	382
August	685	390
September	730	566
October	1,026	
November	1,141	
December	1,274	
January	1,274	
February	1,276	
March	1,276	
April	1,276	
May	1,276	
June	1,277	

**QUALITY**

	Contract Quantity	Contract Base Number	Contract *	Region	England
% of all assessments that were assess and fit appliances (rolling 12 month period)	50	118	42.4%	55.3%	54.1%
% of all assessments that were assess and refuse (rolling 12 month period)	26	118	22.0%	11.5%	12.4%
% of all assessments that were assess and review (rolling 12 month period)	42	118	35.6%	33.2%	33.5%
% of terminated courses where treatment was abandoned or discontinued (rolling 12 month period)	0	15	0.0%	5.7%	7.2%
% of completed treatments indicating that PAR score was taken (year to date)	2	3	66.7%	57.4%	58.9%
Rate of removable appliances per 100 fixed appliances - proposed treatment (rolling 12 month period)	17	41	41.46	5.12	5.66
Rate of removable appliances per 100 fixed appliances - completed treatment (rolling 12 month period)	9	21	42.86	3.86	4.88
% of courses of treatment with removable appliances only - proposed treatment (rolling 12 month period)	13	50	26.0%	1.8%	2.1%
% of courses of treatment with removable appliances only - completed treatment (rolling 12 month period)	2	15	13.3%	1.6%	1.5%
% of patients satisfied with the treatment they have received (rolling 12 month period)	0	0	N/A	96.0%	95.7%

\* Figures in italics indicate that the base number is less than 100.

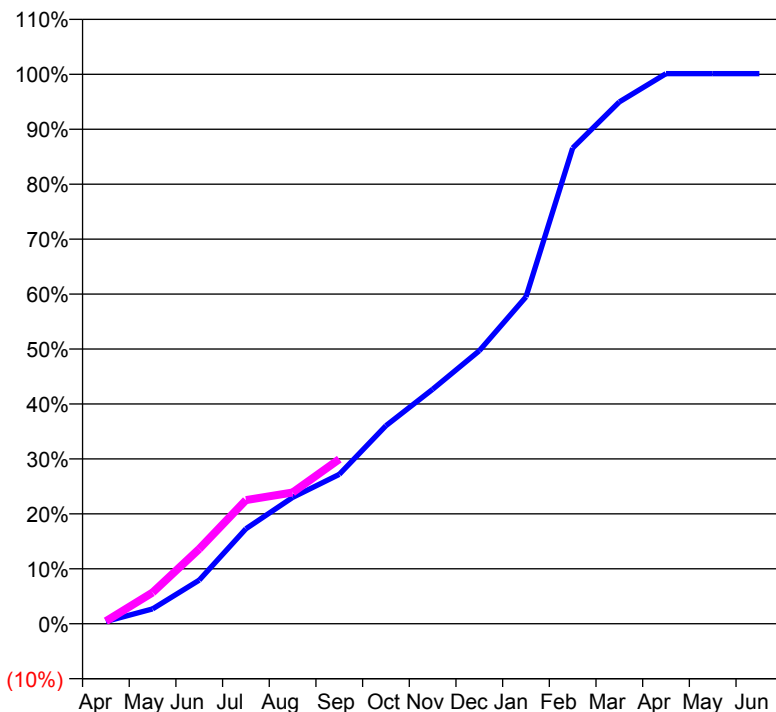
**Q67 - Vital Signs Orthodontic At a Glance Contract Report for 332321/0001 - September 2016**

Name or company name	MRS RA KANE
Contract type name	PDS Contract
Purpose of contract	Orthodontic
Contract start date	01/04/2006
Contract end date	31/03/2018

16/17 Contracted general activity (UDA)	0
Carry forward general activity (UDA)	0
16/17 Contracted orthodontic activity (UOA)	4,498
Carry forward orthodontic activity (UOA)	0
Baseline contract value	£297,667.24

**ACCESS**

	Contract	England and Wales
24 month ratio of assessments to patient IDs	1.05	1.10

**ACTIVITY**
**Cumulative percentage of contracted UOA delivered 2016 & 2017**

**Adjusted Scheduled Activity (UOA)**

Month	2016	2017
April	19	21
May	122	256
June	357	613
July	778	1,012
August	1,034	1,075
September	1,223	1,348
October	1,622	
November	1,920	
December	2,235	
January	2,676	
February	3,894	
March	4,272	
April	4,503	
May	4,503	
June	4,503	

**QUALITY**

	Contract Quantity	Contract Base Number	Contract *	Region	England
% of all assessments that were assess and fit appliances (rolling 12 month period)	227	227	100.0%	55.3%	54.1%
% of all assessments that were assess and refuse (rolling 12 month period)	0	227	0.0%	11.5%	12.4%
% of all assessments that were assess and review (rolling 12 month period)	0	227	0.0%	33.2%	33.5%
% of terminated courses where treatment was abandoned or discontinued (rolling 12 month period)	4	176	2.3%	5.7%	7.2%
% of completed treatments indicating that PAR score was taken (year to date)	22	78	28.2%	57.4%	58.9%
Rate of removable appliances per 100 fixed appliances - proposed treatment (rolling 12 month period)	4	449	0.89	5.12	5.66
Rate of removable appliances per 100 fixed appliances - completed treatment (rolling 12 month period)	4	332	1.20	3.86	4.88
% of courses of treatment with removable appliances only - proposed treatment (rolling 12 month period)	0	227	0.0%	1.8%	2.1%
% of courses of treatment with removable appliances only - completed treatment (rolling 12 month period)	2	172	1.2%	1.6%	1.5%
% of patients satisfied with the treatment they have received (rolling 12 month period)	8	8	100.0%	96.0%	95.7%

\* Figures in italics indicate that the base number is less than 100.

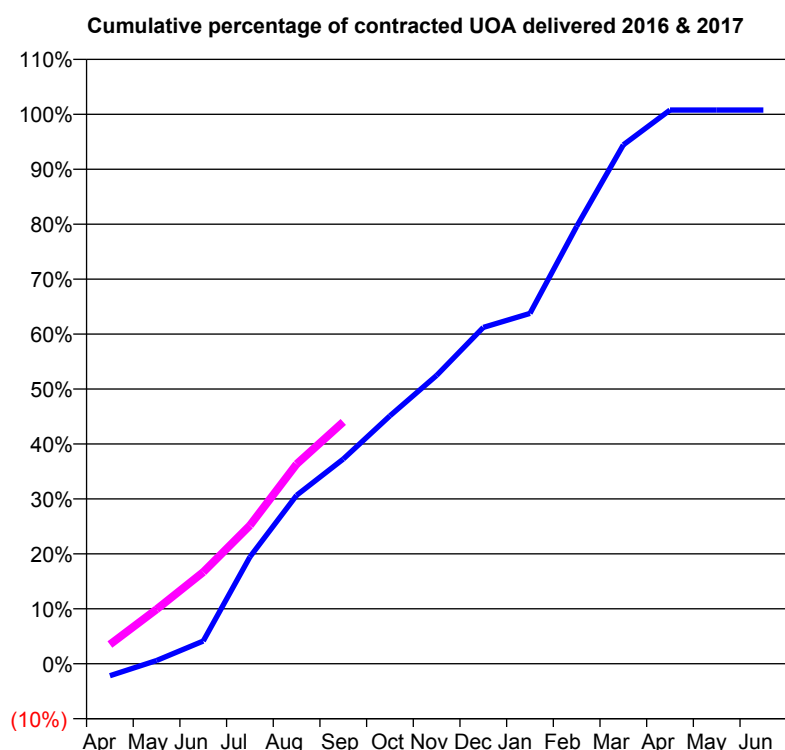
**Q67 - Vital Signs Orthodontic At a Glance Contract Report for 571474/0001 - September 2016**

Name or company name	MR PE HANNON
Contract type name	PDS Contract
Purpose of contract	Orthodontic
Contract start date	01/04/2006
Contract end date	31/03/2018

16/17 Contracted general activity (UDA)	0
Carry forward general activity (UDA)	0
16/17 Contracted orthodontic activity (UOA)	17,219
Carry forward orthodontic activity (UOA)	0
Baseline contract value	£1,090,879.97

**ACCESS**

	Contract	England and Wales
24 month ratio of assessments to patient IDs	1.06	1.10

**ACTIVITY**


Month	Adjusted Scheduled Activity (UOA)	
	2016	2017
April	-379	603
May	104	1,709
June	713	2,873
July	3,349	4,337
August	5,279	6,256
September	6,415	7,579
October	7,772	
November	9,035	
December	10,540	
January	10,979	
February	13,704	
March	16,262	
April	17,353	
May	17,353	
June	17,353	

**QUALITY**

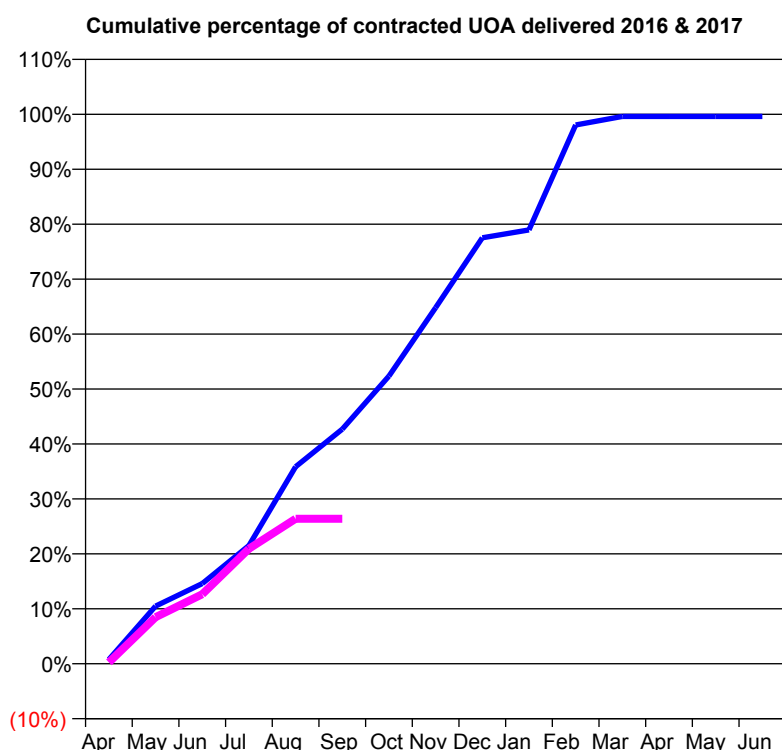
	Contract Quantity	Contract Base Number	Contract *	Region	England
% of all assessments that were assess and fit appliances (rolling 12 month period)	863	1,477	58.4%	55.3%	54.1%
% of all assessments that were assess and refuse (rolling 12 month period)	114	1,477	7.7%	11.5%	12.4%
% of all assessments that were assess and review (rolling 12 month period)	500	1,477	33.9%	33.2%	33.5%
% of terminated courses where treatment was abandoned or discontinued (rolling 12 month period)	22	763	2.9%	5.7%	7.2%
% of completed treatments indicating that PAR score was taken (year to date)	70	388	18.0%	57.4%	58.9%
Rate of removable appliances per 100 fixed appliances - proposed treatment (rolling 12 month period)	55	1,676	3.28	5.12	5.66
Rate of removable appliances per 100 fixed appliances - completed treatment (rolling 12 month period)	11	1,432	0.77	3.86	4.88
% of courses of treatment with removable appliances only - proposed treatment (rolling 12 month period)	16	863	1.9%	1.8%	2.1%
% of courses of treatment with removable appliances only - completed treatment (rolling 12 month period)	11	741	1.5%	1.6%	1.5%
% of patients satisfied with the treatment they have received (rolling 12 month period)	26	26	100.0%	96.0%	95.7%

\* Figures in italics indicate that the base number is less than 100.

**Q67 - Vital Signs Orthodontic At a Glance Contract Report for 574376/0002 - September 2016**

Name or company name	MR EM CAMPBELL	16/17 Contracted general activity (UDA)	0
Contract type name	PDS Contract	Carry forward general activity (UDA)	0
Purpose of contract	Orthodontic	16/17 Contracted orthodontic activity (UOA)	1,534
Contract start date	01/12/2013	Carry forward orthodontic activity (UOA)	0
Contract end date	31/03/2018	Baseline contract value	£93,869.72

ACCESS	Contract	England and Wales
24 month ratio of assessments to patient IDs	1.06	1.10

**ACTIVITY**


Month	Adjusted Scheduled Activity (UOA)	
	2016	2017
April	12	4
May	161	130
June	224	194
July	330	321
August	550	405
September	655	405
October	803	
November	994	
December	1,189	
January	1,211	
February	1,504	
March	1,528	
April	1,528	
May	1,528	
June	1,528	

QUALITY	Contract Quantity	Contract Base Number	Contract *	Region	England
% of all assessments that were assess and fit appliances (rolling 12 month period)	65	96	67.7%	55.3%	54.1%
% of all assessments that were assess and refuse (rolling 12 month period)	13	96	13.5%	11.5%	12.4%
% of all assessments that were assess and review (rolling 12 month period)	18	96	18.8%	33.2%	33.5%
% of terminated courses where treatment was abandoned or discontinued (rolling 12 month period)	3	65	4.6%	5.7%	7.2%
% of completed treatments indicating that PAR score was taken (year to date)	24	28	85.7%	57.4%	58.9%
Rate of removable appliances per 100 fixed appliances - proposed treatment (rolling 12 month period)	0	0	N/A	5.12	5.66
Rate of removable appliances per 100 fixed appliances - completed treatment (rolling 12 month period)	0	0	N/A	3.86	4.88
% of courses of treatment with removable appliances only - proposed treatment (rolling 12 month period)	0	65	0.0%	1.8%	2.1%
% of courses of treatment with removable appliances only - completed treatment (rolling 12 month period)	0	62	0.0%	1.6%	1.5%
% of patients satisfied with the treatment they have received (rolling 12 month period)	5	5	100.0%	96.0%	95.7%

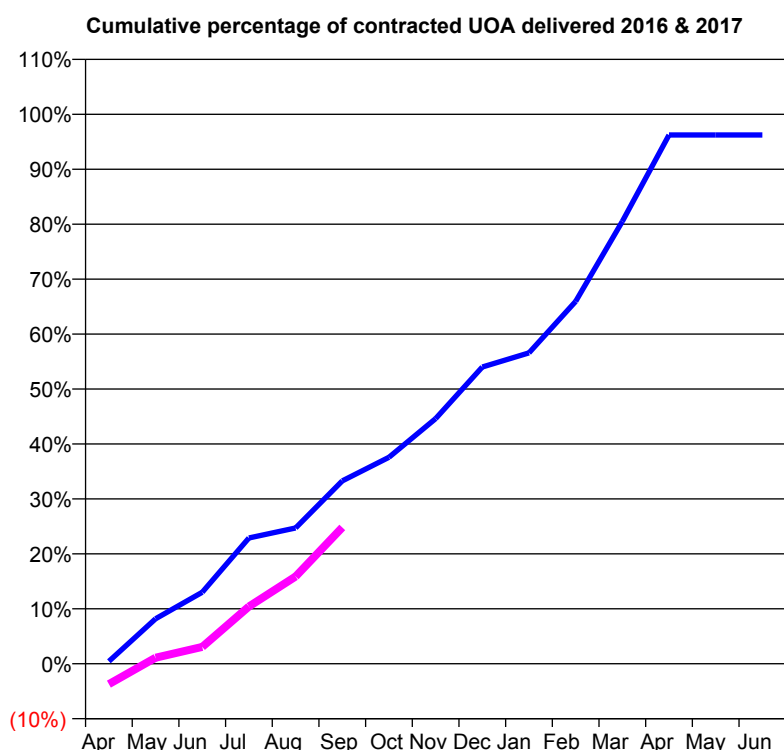
\* Figures in italics indicate that the base number is less than 100.

**Q67 - Vital Signs Orthodontic At a Glance Contract Report for 574376/0003 - September 2016**

Name or company name	MR EM CAMPBELL
Contract type name	GDS Contract
Purpose of contract	Orthodontic
Contract start date	01/12/2013
Contract end date	

16/17 Contracted general activity (UDA)	0
Carry forward general activity (UDA)	0
16/17 Contracted orthodontic activity (UOA)	3,561
Carry forward orthodontic activity (UOA)	134
Baseline contract value	£230,921.18

ACCESS	Contract	England and Wales
24 month ratio of assessments to patient IDs	1.13	1.10

**ACTIVITY**


Month	Adjusted Scheduled Activity (UOA)	
	2016	2017
April	16	-133
May	292	39
June	464	109
July	815	371
August	880	566
September	1,185	884
October	1,338	
November	1,589	
December	1,923	
January	2,015	
February	2,348	
March	2,867	
April	3,427	
May	3,427	
June	3,427	

QUALITY	Contract Quantity	Contract Base Number	Contract *	Region	England
% of all assessments that were assess and fit appliances (rolling 12 month period)	157	260	60.4%	55.3%	54.1%
% of all assessments that were assess and refuse (rolling 12 month period)	34	260	13.1%	11.5%	12.4%
% of all assessments that were assess and review (rolling 12 month period)	69	260	26.5%	33.2%	33.5%
% of terminated courses where treatment was abandoned or discontinued (rolling 12 month period)	11	135	8.1%	5.7%	7.2%
% of completed treatments indicating that PAR score was taken (year to date)	28	67	41.8%	57.4%	58.9%
Rate of removable appliances per 100 fixed appliances - proposed treatment (rolling 12 month period)	0	0	N/A	5.12	5.66
Rate of removable appliances per 100 fixed appliances - completed treatment (rolling 12 month period)	0	0	N/A	3.86	4.88
% of courses of treatment with removable appliances only - proposed treatment (rolling 12 month period)	0	157	0.0%	1.8%	2.1%
% of courses of treatment with removable appliances only - completed treatment (rolling 12 month period)	0	124	0.0%	1.6%	1.5%
% of patients satisfied with the treatment they have received (rolling 12 month period)	9	9	100.0%	96.0%	95.7%

\* Figures in italics indicate that the base number is less than 100.

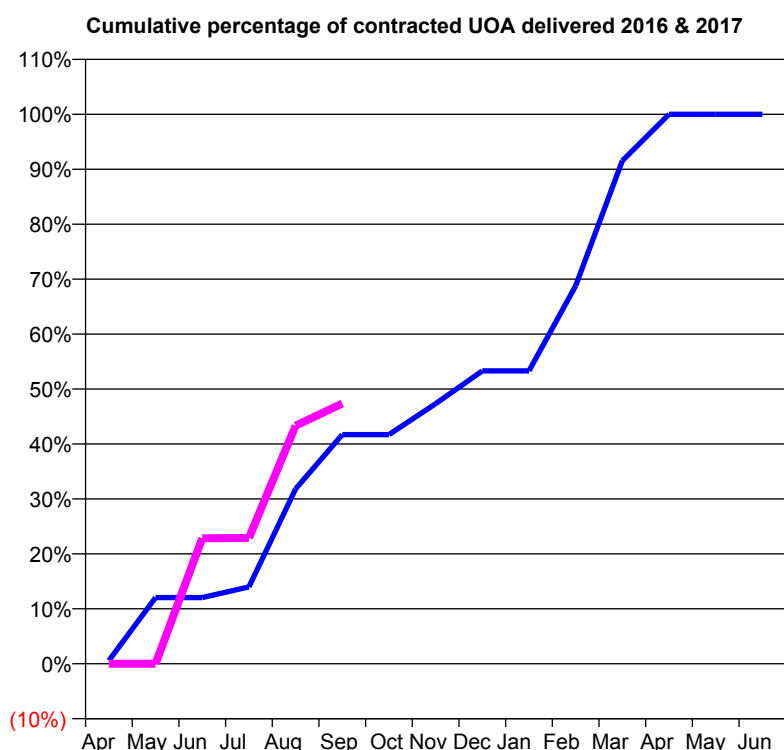
**Q67 - Vital Signs Orthodontic At a Glance Contract Report for 623369/0001 - September 2016**

Name or company name	MR RP BATEMAN
Contract type name	PDS Contract
Purpose of contract	Orthodontic
Contract start date	01/04/2006
Contract end date	31/03/2018

16/17 Contracted general activity (UDA)	0
Carry forward general activity (UDA)	0
16/17 Contracted orthodontic activity (UOA)	1,493
Carry forward orthodontic activity (UOA)	0
Baseline contract value	£99,476.91

**ACCESS**

	Contract	England and Wales
24 month ratio of assessments to patient IDs	1.06	1.10

**ACTIVITY**


Month	Adjusted Scheduled Activity (UOA)	
	2016	2017
April	9	0
May	180	0
June	180	341
July	209	342
August	475	647
September	623	707
October	623	
November	707	
December	796	
January	796	
February	1,027	
March	1,367	
April	1,493	
May	1,493	
June	1,493	

**QUALITY**

	Contract Quantity	Contract Base Number	Contract *	Region	England
% of all assessments that were assess and fit appliances (rolling 12 month period)	75	96	78.1%	55.3%	54.1%
% of all assessments that were assess and refuse (rolling 12 month period)	1	96	1.0%	11.5%	12.4%
% of all assessments that were assess and review (rolling 12 month period)	20	96	20.8%	33.2%	33.5%
% of terminated courses where treatment was abandoned or discontinued (rolling 12 month period)	3	48	6.3%	5.7%	7.2%
% of completed treatments indicating that PAR score was taken (year to date)	24	26	92.3%	57.4%	58.9%
Rate of removable appliances per 100 fixed appliances - proposed treatment (rolling 12 month period)	4	147	2.72	5.12	5.66
Rate of removable appliances per 100 fixed appliances - completed treatment (rolling 12 month period)	2	77	2.60	3.86	4.88
% of courses of treatment with removable appliances only - proposed treatment (rolling 12 month period)	0	75	0.0%	1.8%	2.1%
% of courses of treatment with removable appliances only - completed treatment (rolling 12 month period)	0	45	0.0%	1.6%	1.5%
% of patients satisfied with the treatment they have received (rolling 12 month period)	2	2	100.0%	96.0%	95.7%

\* Figures in italics indicate that the base number is less than 100.

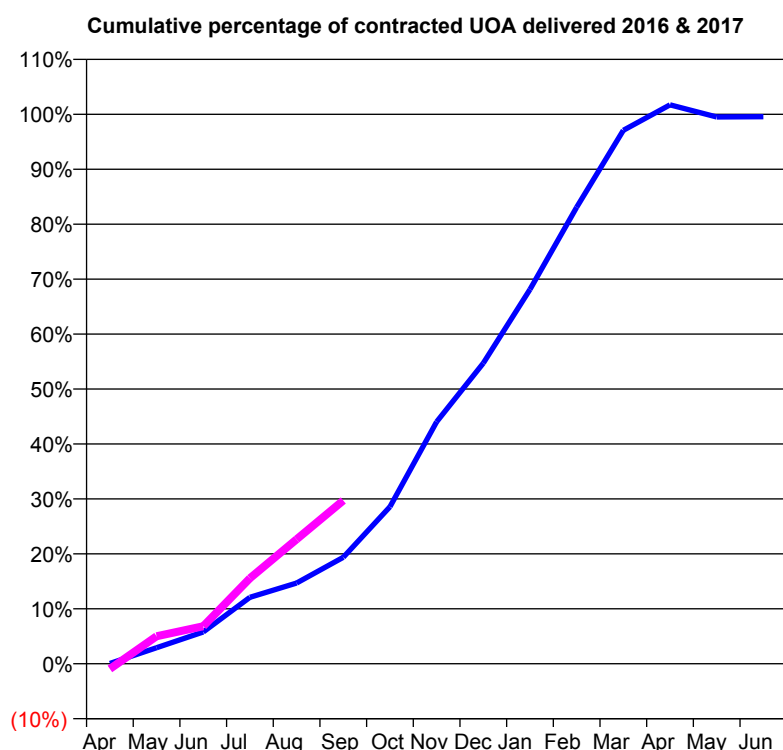


**Q67 - Vital Signs Orthodontic At a Glance Contract Report for 657891/0001 - September 2016**

Name or company name	MR R HUTCHISON	16/17 Contracted general activity (UDA)	0
Contract type name	PDS Contract	Carry forward general activity (UDA)	0
Purpose of contract	Orthodontic	16/17 Contracted orthodontic activity (UOA)	3,829
Contract start date	01/04/2006	Carry forward orthodontic activity (UOA)	37
Contract end date	31/03/2018	Baseline contract value	£253,982.04

**ACCESS**

	Contract	England and Wales
24 month ratio of assessments to patient IDs	1.09	1.10

**ACTIVITY**


Month	Adjusted Scheduled Activity (UOA)	
	2016	2017
April	2	-37
May	112	192
June	221	261
July	463	596
August	563	868
September	742	1,137
October	1,094	
November	1,686	
December	2,094	
January	2,608	
February	3,181	
March	3,717	
April	3,894	
May	3,810	
June	3,812	

**QUALITY**

	Contract Quantity	Contract Base Number	Contract *	Region	England
% of all assessments that were assess and fit appliances (rolling 12 month period)	200	413	48.4%	55.3%	54.1%
% of all assessments that were assess and refuse (rolling 12 month period)	64	413	15.5%	11.5%	12.4%
% of all assessments that were assess and review (rolling 12 month period)	149	413	36.1%	33.2%	33.5%
% of terminated courses where treatment was abandoned or discontinued (rolling 12 month period)	16	157	10.2%	5.7%	7.2%
% of completed treatments indicating that PAR score was taken (year to date)	35	61	57.4%	57.4%	58.9%
Rate of removable appliances per 100 fixed appliances - proposed treatment (rolling 12 month period)	20	397	5.04	5.12	5.66
Rate of removable appliances per 100 fixed appliances - completed treatment (rolling 12 month period)	24	273	8.79	3.86	4.88
% of courses of treatment with removable appliances only - proposed treatment (rolling 12 month period)	1	200	0.5%	1.8%	2.1%
% of courses of treatment with removable appliances only - completed treatment (rolling 12 month period)	2	141	1.4%	1.6%	1.5%
% of patients satisfied with the treatment they have received (rolling 12 month period)	12	13	92.3%	96.0%	95.7%

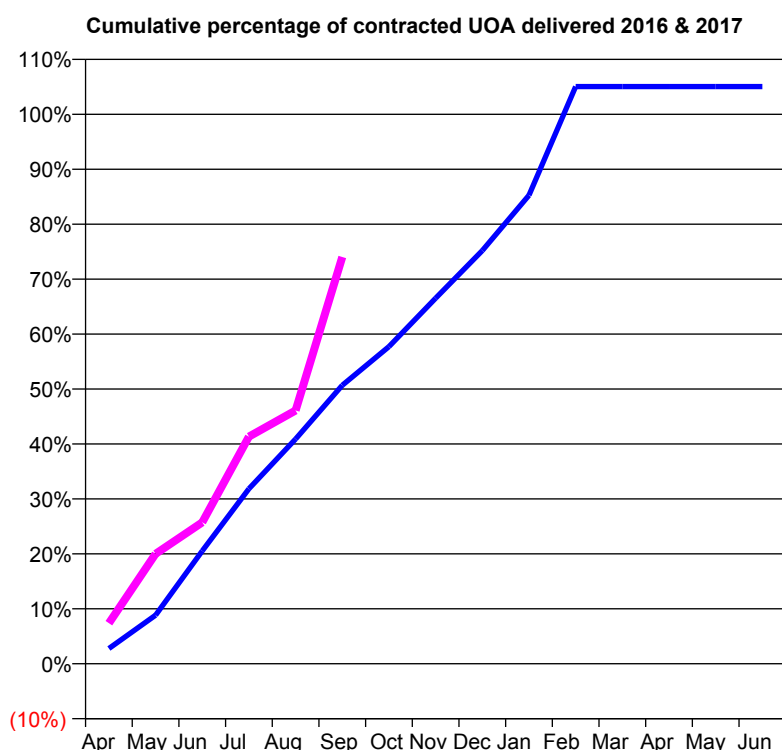
\* Figures in italics indicate that the base number is less than 100.

**Q67 - Vital Signs Orthodontic At a Glance Contract Report for 811319/0001 - September 2016**

Name or company name	MR TD BAMFORD
Contract type name	PDS Contract
Purpose of contract	Orthodontic
Contract start date	01/04/2006
Contract end date	31/03/2018

16/17 Contracted general activity (UDA)	0
Carry forward general activity (UDA)	0
16/17 Contracted orthodontic activity (UOA)	9,370
Carry forward orthodontic activity (UOA)	0
Baseline contract value	£625,398.43

ACCESS	Contract	England and Wales
24 month ratio of assessments to patient IDs	1.10	1.10

**ACTIVITY**


Month	Adjusted Scheduled Activity (UOA)	
	2016	2017
April	261	693
May	829	1,874
June	1,924	2,411
July	2,985	3,873
August	3,832	4,318
September	4,749	6,936
October	5,408	
November	6,234	
December	7,045	
January	7,990	
February	9,843	
March	9,843	
April	9,843	
May	9,843	
June	9,843	

QUALITY	Contract Quantity	Contract Base Number	Contract *	Region	England
% of all assessments that were assess and fit appliances (rolling 12 month period)	580	655	88.5%	55.3%	54.1%
% of all assessments that were assess and refuse (rolling 12 month period)	8	655	1.2%	11.5%	12.4%
% of all assessments that were assess and review (rolling 12 month period)	67	655	10.2%	33.2%	33.5%
% of terminated courses where treatment was abandoned or discontinued (rolling 12 month period)	11	436	2.5%	5.7%	7.2%
% of completed treatments indicating that PAR score was taken (year to date)	218	230	94.8%	57.4%	58.9%
Rate of removable appliances per 100 fixed appliances - proposed treatment (rolling 12 month period)	22	1,135	1.94	5.12	5.66
Rate of removable appliances per 100 fixed appliances - completed treatment (rolling 12 month period)	9	819	1.10	3.86	4.88
% of courses of treatment with removable appliances only - proposed treatment (rolling 12 month period)	10	580	1.7%	1.8%	2.1%
% of courses of treatment with removable appliances only - completed treatment (rolling 12 month period)	9	425	2.1%	1.6%	1.5%
% of patients satisfied with the treatment they have received (rolling 12 month period)	14	16	87.5%	96.0%	95.7%

\* Figures in italics indicate that the base number is less than 100.

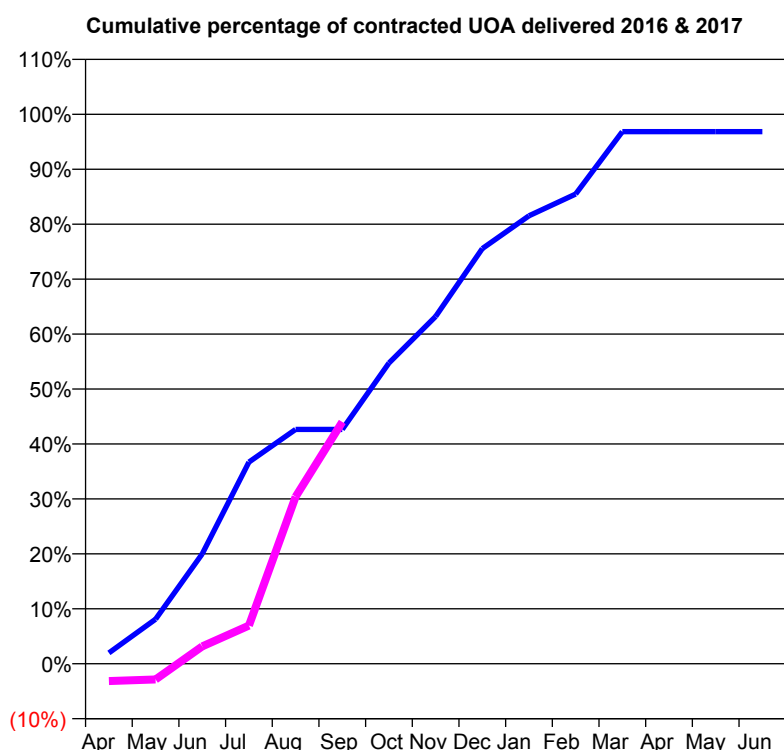
**Q67 - Vital Signs Orthodontic At a Glance Contract Report for 822264/0001 - September 2016**

Name or company name	MR KJ HARVEY
Contract type name	PDS Contract
Purpose of contract	Orthodontic
Contract start date	01/04/2006
Contract end date	31/03/2018

16/17 Contracted general activity (UDA)	0
Carry forward general activity (UDA)	0
16/17 Contracted orthodontic activity (UOA)	1,109
Carry forward orthodontic activity (UOA)	35
Baseline contract value	£74,801.29

**ACCESS**

	Contract	England and Wales
24 month ratio of assessments to patient IDs	1.06	1.10

**ACTIVITY**


Month	Adjusted Scheduled Activity (UOA)	
	2016	2017
April	22	-35
May	90	-32
June	222	35
July	407	77
August	473	337
September	473	488
October	607	
November	701	
December	838	
January	904	
February	948	
March	1,074	
April	1,074	
May	1,074	
June	1,074	

**QUALITY**

	Contract Quantity	Contract Base Number	Contract *	Region	England
% of all assessments that were assess and fit appliances (rolling 12 month period)	56	89	62.9%	55.3%	54.1%
% of all assessments that were assess and refuse (rolling 12 month period)	33	89	37.1%	11.5%	12.4%
% of all assessments that were assess and review (rolling 12 month period)	0	89	0.0%	33.2%	33.5%
% of terminated courses where treatment was abandoned or discontinued (rolling 12 month period)	0	35	0.0%	5.7%	7.2%
% of completed treatments indicating that PAR score was taken (year to date)	1	20	5.0%	57.4%	58.9%
Rate of removable appliances per 100 fixed appliances - proposed treatment (rolling 12 month period)	19	109	17.43	5.12	5.66
Rate of removable appliances per 100 fixed appliances - completed treatment (rolling 12 month period)	16	46	34.78	3.86	4.88
% of courses of treatment with removable appliances only - proposed treatment (rolling 12 month period)	0	56	0.0%	1.8%	2.1%
% of courses of treatment with removable appliances only - completed treatment (rolling 12 month period)	0	35	0.0%	1.6%	1.5%
% of patients satisfied with the treatment they have received (rolling 12 month period)	1	1	100.0%	96.0%	95.7%

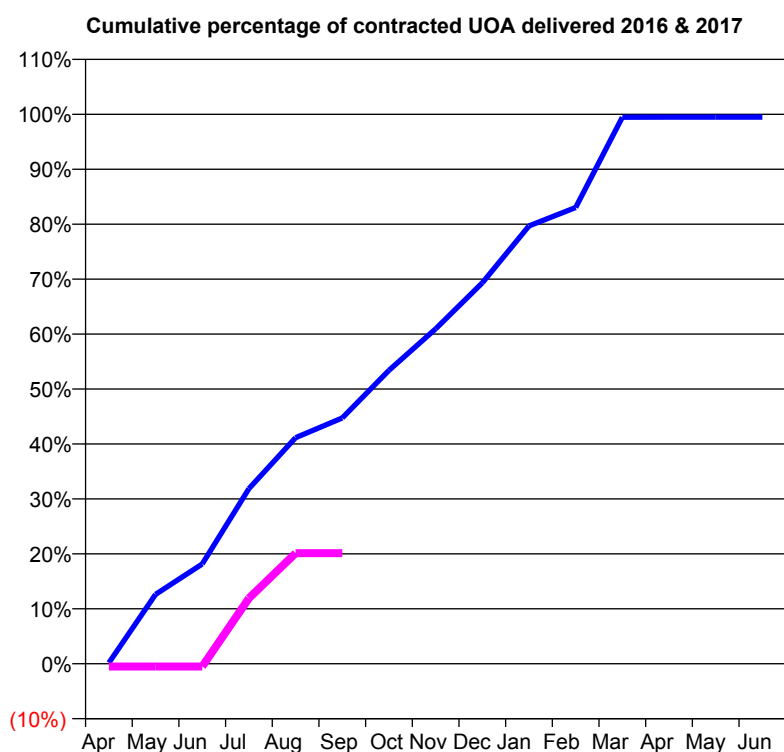
\* Figures in italics indicate that the base number is less than 100.

**Q67 - Vital Signs Orthodontic At a Glance Contract Report for 835412/0001 - September 2016**

Name or company name	MR JP COSTELLO	16/17 Contracted general activity (UDA)	0
Contract type name	PDS Contract	Carry forward general activity (UDA)	0
Purpose of contract	Orthodontic	16/17 Contracted orthodontic activity (UOA)	8,503
Contract start date	01/04/2006	Carry forward orthodontic activity (UOA)	44
Contract end date	31/03/2018	Baseline contract value	£573,521.44

**ACCESS**

	Contract	England and Wales
24 month ratio of assessments to patient IDs	1.09	1.10

**ACTIVITY**


Month	Adjusted Scheduled Activity (UOA)	
	2016	2017
April	16	-44
May	1,074	-44
June	1,544	-44
July	2,710	1,014
August	3,499	1,711
September	3,803	1,711
October	4,540	
November	5,182	
December	5,894	
January	6,775	
February	7,061	
March	8,457	
April	8,459	
May	8,459	
June	8,459	

**QUALITY**

	Contract Quantity	Contract Base Number	Contract *	Region	England
% of all assessments that were assess and fit appliances (rolling 12 month period)	313	420	74.5%	55.3%	54.1%
% of all assessments that were assess and refuse (rolling 12 month period)	107	420	25.5%	11.5%	12.4%
% of all assessments that were assess and review (rolling 12 month period)	0	420	0.0%	33.2%	33.5%
% of terminated courses where treatment was abandoned or discontinued (rolling 12 month period)	10	338	3.0%	5.7%	7.2%
% of completed treatments indicating that PAR score was taken (year to date)	38	119	31.9%	57.4%	58.9%
Rate of removable appliances per 100 fixed appliances - proposed treatment (rolling 12 month period)	21	609	3.45	5.12	5.66
Rate of removable appliances per 100 fixed appliances - completed treatment (rolling 12 month period)	20	644	3.11	3.86	4.88
% of courses of treatment with removable appliances only - proposed treatment (rolling 12 month period)	5	313	1.6%	1.8%	2.1%
% of courses of treatment with removable appliances only - completed treatment (rolling 12 month period)	1	328	0.3%	1.6%	1.5%
% of patients satisfied with the treatment they have received (rolling 12 month period)	7	7	100.0%	96.0%	95.7%

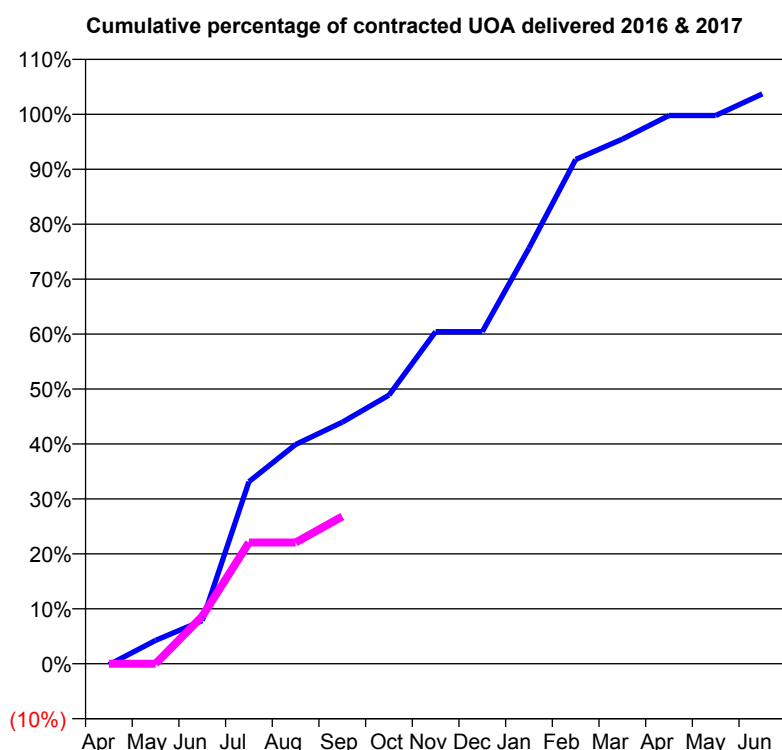
\* Figures in italics indicate that the base number is less than 100.

**Q67 - Vital Signs Orthodontic At a Glance Contract Report for 835412/0002 - September 2016**

Name or company name	MR JP COSTELLO	16/17 Contracted general activity (UDA)	0
Contract type name	PDS Contract	Carry forward general activity (UDA)	0
Purpose of contract	Orthodontic	16/17 Contracted orthodontic activity (UOA)	5,344
Contract start date	01/04/2006	Carry forward orthodontic activity (UOA)	0
Contract end date	31/03/2018	Baseline contract value	£360,449.09

**ACCESS**

	Contract	England and Wales
24 month ratio of assessments to patient IDs	1.13	1.10

**ACTIVITY**


Month	Adjusted Scheduled Activity (UOA)	
	2016	2017
April	-11	0
May	228	0
June	420	462
July	1,771	1,180
August	2,133	1,180
September	2,349	1,432
October	2,613	
November	3,230	
December	3,230	
January	4,042	
February	4,904	
March	5,102	
April	5,332	
May	5,332	
June	5,542	

**QUALITY**

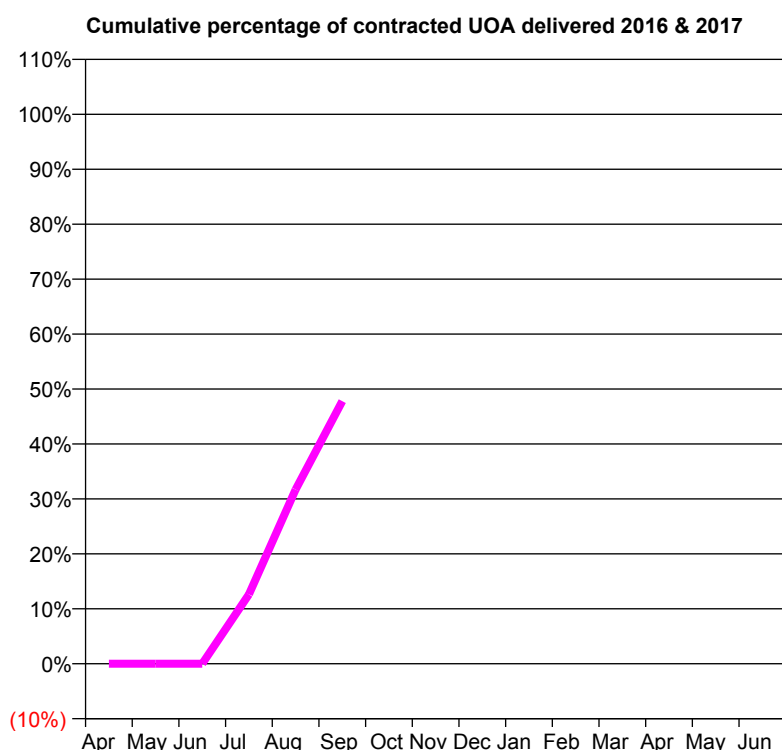
	Contract Quantity	Contract Base Number	Contract *	Region	England
% of all assessments that were assess and fit appliances (rolling 12 month period)	231	308	75.0%	55.3%	54.1%
% of all assessments that were assess and refuse (rolling 12 month period)	69	308	22.4%	11.5%	12.4%
% of all assessments that were assess and review (rolling 12 month period)	8	308	2.6%	33.2%	33.5%
% of terminated courses where treatment was abandoned or discontinued (rolling 12 month period)	1	221	0.5%	5.7%	7.2%
% of completed treatments indicating that PAR score was taken (year to date)	12	77	15.6%	57.4%	58.9%
Rate of removable appliances per 100 fixed appliances - proposed treatment (rolling 12 month period)	11	217	5.07	5.12	5.66
Rate of removable appliances per 100 fixed appliances - completed treatment (rolling 12 month period)	226	215	105.12	3.86	4.88
% of courses of treatment with removable appliances only - proposed treatment (rolling 12 month period)	8	231	3.5%	1.8%	2.1%
% of courses of treatment with removable appliances only - completed treatment (rolling 12 month period)	103	220	46.8%	1.6%	1.5%
% of patients satisfied with the treatment they have received (rolling 12 month period)	4	5	80.0%	96.0%	95.7%

\* Figures in italics indicate that the base number is less than 100.

**Q68 - Vital Signs Orthodontic At a Glance Contract Report for 100163/0000 - September 2016**

Name or company name	MR AJ HENNING	16/17 Contracted general activity (UDA)	0
Contract type name	PDS Contract	Carry forward general activity (UDA)	0
Purpose of contract	Orthodontic	16/17 Contracted orthodontic activity (UOA)	3,577
Contract start date	01/06/2016	Carry forward orthodontic activity (UOA)	0
Contract end date	31/03/2018	Baseline contract value	£202,081.66

ACCESS	Contract	England and Wales
24 month ratio of assessments to patient IDs	1.00	1.10

**ACTIVITY**


Month	Adjusted Scheduled Activity (UOA)	
	2016	2017
April	0	0
May	0	0
June	0	0
July	0	452
August	0	1,134
September	0	1,710
October	0	
November	0	
December	0	
January	0	
February	0	
March	0	
April	0	
May	0	
June	0	

QUALITY	Contract Quantity	Contract Base Number	Contract *	Region	England
% of all assessments that were assess and fit appliances (rolling 12 month period)	82	104	78.8%	55.3%	54.1%
% of all assessments that were assess and refuse (rolling 12 month period)	0	104	0.0%	11.5%	12.4%
% of all assessments that were assess and review (rolling 12 month period)	22	104	21.2%	33.2%	33.5%
% of terminated courses where treatment was abandoned or discontinued (rolling 12 month period)	3	44	6.8%	5.7%	7.2%
% of completed treatments indicating that PAR score was taken (year to date)	26	41	63.4%	57.4%	58.9%
Rate of removable appliances per 100 fixed appliances - proposed treatment (rolling 12 month period)	4	159	2.52	5.12	5.66
Rate of removable appliances per 100 fixed appliances - completed treatment (rolling 12 month period)	2	76	2.63	3.86	4.88
% of courses of treatment with removable appliances only - proposed treatment (rolling 12 month period)	2	82	2.4%	1.8%	2.1%
% of courses of treatment with removable appliances only - completed treatment (rolling 12 month period)	2	41	4.9%	1.6%	1.5%
% of patients satisfied with the treatment they have received (rolling 12 month period)	0	0	N/A	96.0%	95.7%

\* Figures in italics indicate that the base number is less than 100.

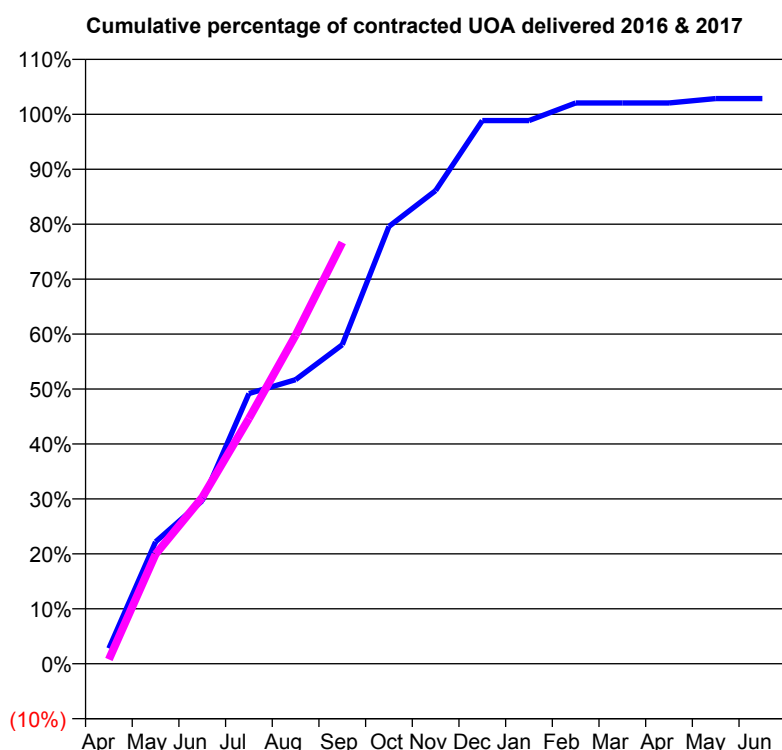
**Q68 - Vital Signs Orthodontic At a Glance Contract Report for 101281/0207 - September 2016**

Name or company name	OASIS DENTAL CARE LTD
Contract type name	PDS Contract
Purpose of contract	Orthodontic
Contract start date	01/10/2009
Contract end date	31/03/2018

16/17 Contracted general activity (UDA)	0
Carry forward general activity (UDA)	0
16/17 Contracted orthodontic activity (UOA)	2,635
Carry forward orthodontic activity (UOA)	0
Baseline contract value	£172,415.37

**ACCESS**

	Contract	England and Wales
24 month ratio of assessments to patient IDs	1.02	1.10

**ACTIVITY**


Month	Adjusted Scheduled Activity (UOA)	
	2016	2017
April	74	21
May	585	525
June	782	798
July	1,296	1,176
August	1,362	1,575
September	1,530	2,020
October	2,097	
November	2,269	
December	2,605	
January	2,605	
February	2,689	
March	2,689	
April	2,689	
May	2,710	
June	2,710	

**QUALITY**

	Contract Quantity	Contract Base Number	Contract *	Region	England
% of all assessments that were assess and fit appliances (rolling 12 month period)	153	157	97.5%	55.3%	54.1%
% of all assessments that were assess and refuse (rolling 12 month period)	0	157	0.0%	11.5%	12.4%
% of all assessments that were assess and review (rolling 12 month period)	4	157	2.5%	33.2%	33.5%
% of terminated courses where treatment was abandoned or discontinued (rolling 12 month period)	0	105	0.0%	5.7%	7.2%
% of completed treatments indicating that PAR score was taken (year to date)	46	51	90.2%	57.4%	58.9%
Rate of removable appliances per 100 fixed appliances - proposed treatment (rolling 12 month period)	0	0	N/A	5.12	5.66
Rate of removable appliances per 100 fixed appliances - completed treatment (rolling 12 month period)	0	0	N/A	3.86	4.88
% of courses of treatment with removable appliances only - proposed treatment (rolling 12 month period)	0	153	0.0%	1.8%	2.1%
% of courses of treatment with removable appliances only - completed treatment (rolling 12 month period)	0	105	0.0%	1.6%	1.5%
% of patients satisfied with the treatment they have received (rolling 12 month period)	2	2	100.0%	96.0%	95.7%

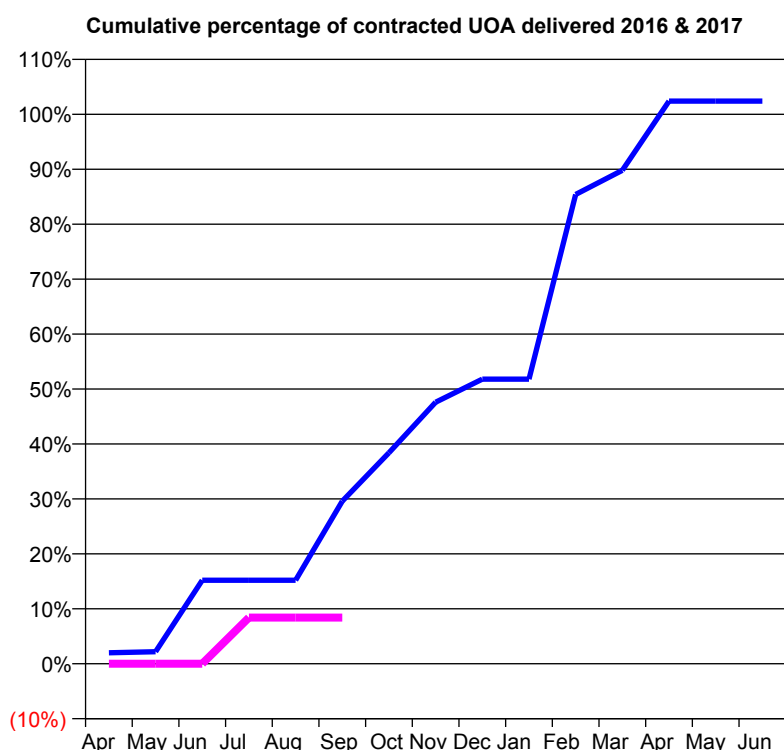
\* Figures in italics indicate that the base number is less than 100.

**Q68 - Vital Signs Orthodontic At a Glance Contract Report for 101281/0235 - September 2016**

Name or company name	OASIS DENTAL CARE LTD
Contract type name	PDS Contract
Purpose of contract	Orthodontic
Contract start date	01/04/2011
Contract end date	31/03/2018

16/17 Contracted general activity (UDA)	0
Carry forward general activity (UDA)	0
16/17 Contracted orthodontic activity (UOA)	500
Carry forward orthodontic activity (UOA)	0
Baseline contract value	£32,419.19

ACCESS	Contract	England and Wales
24 month ratio of assessments to patient IDs	1.09	1.10

**ACTIVITY**


Month	Adjusted Scheduled Activity (UOA)	
	2016	2017
April	10	0
May	11	0
June	76	0
July	76	42
August	76	42
September	148	42
October	192	
November	238	
December	259	
January	259	
February	427	
March	449	
April	512	
May	512	
June	512	

QUALITY	Contract Quantity	Contract Base Number	Contract *	Region	England
% of all assessments that were assess and fit appliances (rolling 12 month period)	20	31	64.5%	55.3%	54.1%
% of all assessments that were assess and refuse (rolling 12 month period)	9	31	29.0%	11.5%	12.4%
% of all assessments that were assess and review (rolling 12 month period)	2	31	6.5%	33.2%	33.5%
% of terminated courses where treatment was abandoned or discontinued (rolling 12 month period)	1	10	10.0%	5.7%	7.2%
% of completed treatments indicating that PAR score was taken (year to date)	2	2	100.0%	57.4%	58.9%
Rate of removable appliances per 100 fixed appliances - proposed treatment (rolling 12 month period)	0	33	0.00	5.12	5.66
Rate of removable appliances per 100 fixed appliances - completed treatment (rolling 12 month period)	0	15	0.00	3.86	4.88
% of courses of treatment with removable appliances only - proposed treatment (rolling 12 month period)	0	20	0.0%	1.8%	2.1%
% of courses of treatment with removable appliances only - completed treatment (rolling 12 month period)	0	9	0.0%	1.6%	1.5%
% of patients satisfied with the treatment they have received (rolling 12 month period)	1	1	100.0%	96.0%	95.7%

\* Figures in italics indicate that the base number is less than 100.



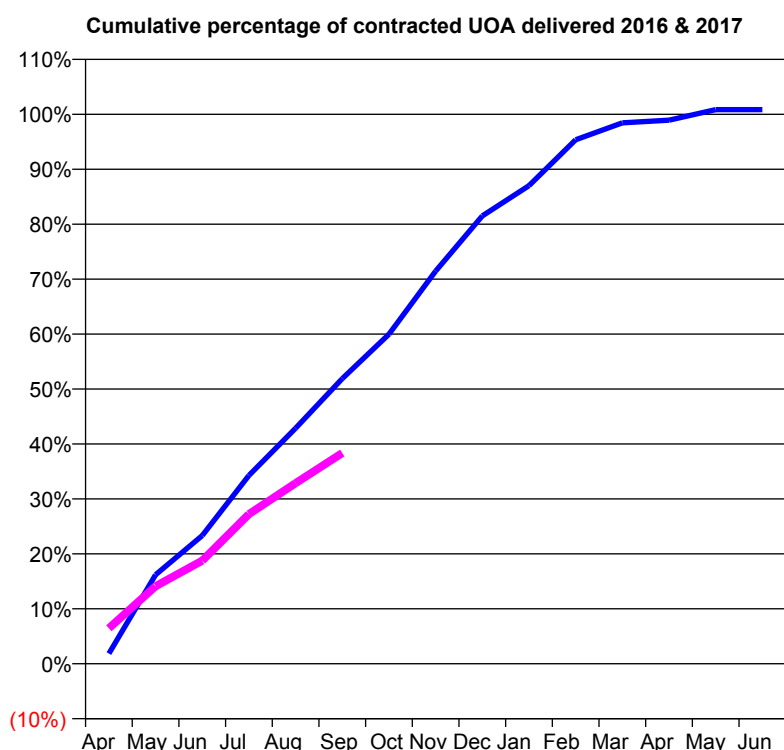
**Q68 - Vital Signs Orthodontic At a Glance Contract Report for 102296/0001 - September 2016**

Name or company name	Mr Richard Williams and Miss Faiza Darug
Contract type name	PDS Contract
Purpose of contract	Orthodontic
Contract start date	01/04/2012
Contract end date	31/03/2018

16/17 Contracted general activity (UDA)	0
Carry forward general activity (UDA)	0
16/17 Contracted orthodontic activity (UOA)	8,837
Carry forward orthodontic activity (UOA)	0
Baseline contract value	£572,976.68

**ACCESS**

	Contract	England and Wales
24 month ratio of assessments to patient IDs	1.08	1.10

**ACTIVITY**


Month	Adjusted Scheduled Activity (UOA)	
	2016	2017
April	164	572
May	1,432	1,247
June	2,062	1,658
July	3,028	2,408
August	3,788	2,905
September	4,586	3,389
October	5,301	
November	6,315	
December	7,202	
January	7,688	
February	8,427	
March	8,700	
April	8,743	
May	8,911	
June	8,911	

**QUALITY**

	Contract Quantity	Contract Base Number	Contract *	Region	England
% of all assessments that were assess and fit appliances (rolling 12 month period)	364	502	72.5%	55.3%	54.1%
% of all assessments that were assess and refuse (rolling 12 month period)	21	502	4.2%	11.5%	12.4%
% of all assessments that were assess and review (rolling 12 month period)	117	502	23.3%	33.2%	33.5%
% of terminated courses where treatment was abandoned or discontinued (rolling 12 month period)	10	429	2.3%	5.7%	7.2%
% of completed treatments indicating that PAR score was taken (year to date)	215	222	96.8%	57.4%	58.9%
Rate of removable appliances per 100 fixed appliances - proposed treatment (rolling 12 month period)	35	716	4.89	5.12	5.66
Rate of removable appliances per 100 fixed appliances - completed treatment (rolling 12 month period)	34	815	4.17	3.86	4.88
% of courses of treatment with removable appliances only - proposed treatment (rolling 12 month period)	2	364	0.5%	1.8%	2.1%
% of courses of treatment with removable appliances only - completed treatment (rolling 12 month period)	3	419	0.7%	1.6%	1.5%
% of patients satisfied with the treatment they have received (rolling 12 month period)	15	15	100.0%	96.0%	95.7%

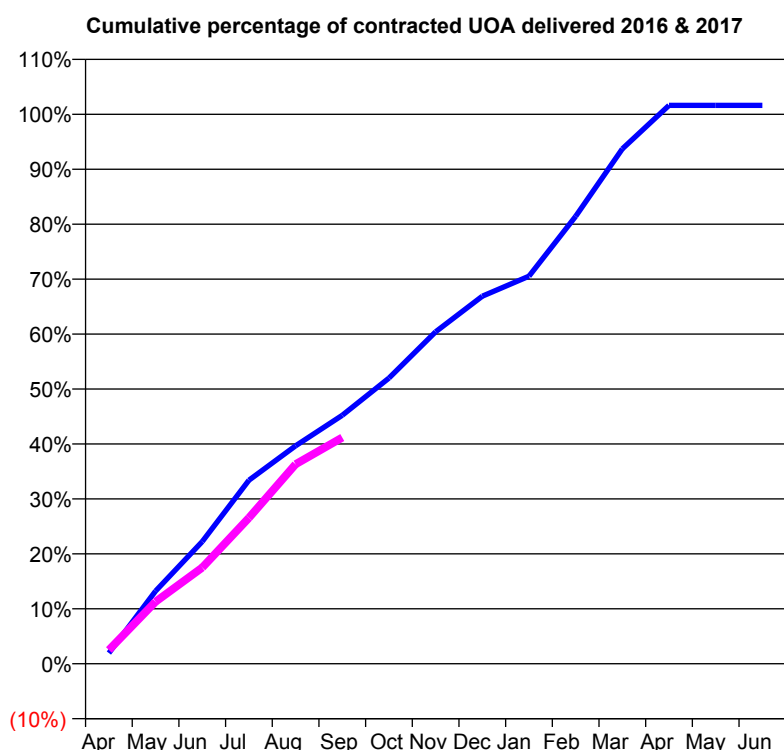
\* Figures in italics indicate that the base number is less than 100.

**Q68 - Vital Signs Orthodontic At a Glance Contract Report for 104930/0001 - September 2016**

Name or company name	Dentalign Eastbourne Ltd
Contract type name	PDS Contract
Purpose of contract	Orthodontic
Contract start date	01/10/2008
Contract end date	31/03/2018

16/17 Contracted general activity (UDA)	0
Carry forward general activity (UDA)	0
16/17 Contracted orthodontic activity (UOA)	7,000
Carry forward orthodontic activity (UOA)	0
Baseline contract value	£447,625.36

ACCESS	Contract	England and Wales
24 month ratio of assessments to patient IDs	1.03	1.10

**ACTIVITY**


Month	Adjusted Scheduled Activity (UOA)	
	2016	2017
April	136	175
May	927	791
June	1,557	1,226
July	2,339	1,860
August	2,776	2,542
September	3,166	2,881
October	3,639	
November	4,229	
December	4,682	
January	4,937	
February	5,700	
March	6,559	
April	7,114	
May	7,114	
June	7,114	

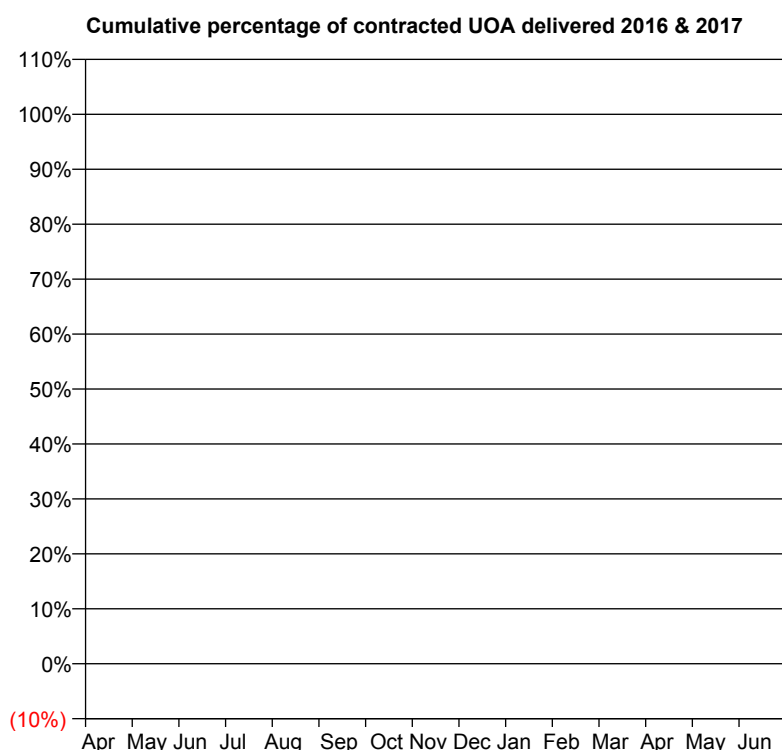
QUALITY	Contract Quantity	Contract Base Number	Contract *	Region	England
% of all assessments that were assess and fit appliances (rolling 12 month period)	335	446	75.1%	55.3%	54.1%
% of all assessments that were assess and refuse (rolling 12 month period)	40	446	9.0%	11.5%	12.4%
% of all assessments that were assess and review (rolling 12 month period)	71	446	15.9%	33.2%	33.5%
% of terminated courses where treatment was abandoned or discontinued (rolling 12 month period)	7	281	2.5%	5.7%	7.2%
% of completed treatments indicating that PAR score was taken (year to date)	54	148	36.5%	57.4%	58.9%
Rate of removable appliances per 100 fixed appliances - proposed treatment (rolling 12 month period)	32	497	6.44	5.12	5.66
Rate of removable appliances per 100 fixed appliances - completed treatment (rolling 12 month period)	6	400	1.50	3.86	4.88
% of courses of treatment with removable appliances only - proposed treatment (rolling 12 month period)	17	335	5.1%	1.8%	2.1%
% of courses of treatment with removable appliances only - completed treatment (rolling 12 month period)	4	274	1.5%	1.6%	1.5%
% of patients satisfied with the treatment they have received (rolling 12 month period)	8	8	100.0%	96.0%	95.7%

\* Figures in italics indicate that the base number is less than 100.

**Q68 - Vital Signs Orthodontic At a Glance Contract Report for 107948/0001 - September 2016**

Name or company name	Mr N Kennedy and Mr S Rosier	16/17 Contracted general activity (UDA)	2,850
Contract type name	GDS Contract	Carry forward general activity (UDA)	0
Purpose of contract	General	16/17 Contracted orthodontic activity (UOA)	0
Contract start date	01/10/2015	Carry forward orthodontic activity (UOA)	0
Contract end date		Baseline contract value	£67,085.91

ACCESS	Contract	England and Wales
24 month ratio of assessments to patient IDs	1.00	1.10

**ACTIVITY**


Month	Adjusted Scheduled Activity (UOA)	
	2016	2017
April	0	0
May	0	0
June	0	0
July	0	1
August	0	1
September	0	1
October	0	
November	0	
December	0	
January	0	
February	0	
March	0	
April	0	
May	0	
June	0	

QUALITY	Contract Quantity	Contract Base Number	Contract *	Region	England
% of all assessments that were assess and fit appliances (rolling 12 month period)	0	2	0.0%	55.3%	54.1%
% of all assessments that were assess and refuse (rolling 12 month period)	0	2	0.0%	11.5%	12.4%
% of all assessments that were assess and review (rolling 12 month period)	2	2	100.0%	33.2%	33.5%
% of terminated courses where treatment was abandoned or discontinued (rolling 12 month period)	0	0	N/A	5.7%	7.2%
% of completed treatments indicating that PAR score was taken (year to date)	0	0	N/A	57.4%	58.9%
Rate of removable appliances per 100 fixed appliances - proposed treatment (rolling 12 month period)	0	0	N/A	5.12	5.66
Rate of removable appliances per 100 fixed appliances - completed treatment (rolling 12 month period)	0	0	N/A	3.86	4.88
% of courses of treatment with removable appliances only - proposed treatment (rolling 12 month period)	0	0	N/A	1.8%	2.1%
% of courses of treatment with removable appliances only - completed treatment (rolling 12 month period)	0	0	N/A	1.6%	1.5%
% of patients satisfied with the treatment they have received (rolling 12 month period)	0	0	N/A	96.0%	95.7%

\* Figures in italics indicate that the base number is less than 100.

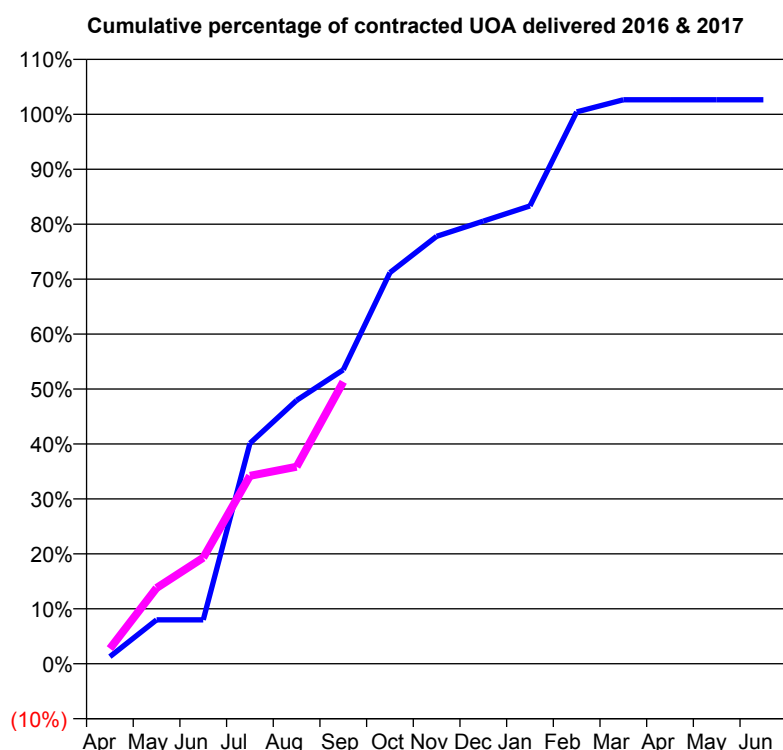
**Q68 - Vital Signs Orthodontic At a Glance Contract Report for 124761/0001 - September 2016**

Name or company name	Ortho Clinic (Surrey) Limited
Contract type name	PDS Contract
Purpose of contract	Orthodontic
Contract start date	01/05/2011
Contract end date	31/03/2018

16/17 Contracted general activity (UDA)	0
Carry forward general activity (UDA)	0
16/17 Contracted orthodontic activity (UOA)	3,806
Carry forward orthodontic activity (UOA)	0
Baseline contract value	£240,318.27

**ACCESS**

	Contract	England and Wales
24 month ratio of assessments to patient IDs	1.02	1.10

**ACTIVITY**


Month	Adjusted Scheduled Activity (UOA)	
	2016	2017
April	49	105
May	304	525
June	304	735
July	1,527	1,302
August	1,825	1,365
September	2,036	1,953
October	2,709	
November	2,961	
December	3,066	
January	3,171	
February	3,822	
March	3,906	
April	3,906	
May	3,906	
June	3,906	

**QUALITY**

	Contract Quantity	Contract Base Number	Contract *	Region	England
% of all assessments that were assess and fit appliances (rolling 12 month period)	182	183	99.5%	55.3%	54.1%
% of all assessments that were assess and refuse (rolling 12 month period)	0	183	0.0%	11.5%	12.4%
% of all assessments that were assess and review (rolling 12 month period)	1	183	0.5%	33.2%	33.5%
% of terminated courses where treatment was abandoned or discontinued (rolling 12 month period)	0	155	0.0%	5.7%	7.2%
% of completed treatments indicating that PAR score was taken (year to date)	64	64	100.0%	57.4%	58.9%
Rate of removable appliances per 100 fixed appliances - proposed treatment (rolling 12 month period)	1	362	0.28	5.12	5.66
Rate of removable appliances per 100 fixed appliances - completed treatment (rolling 12 month period)	0	0	N/A	3.86	4.88
% of courses of treatment with removable appliances only - proposed treatment (rolling 12 month period)	0	182	0.0%	1.8%	2.1%
% of courses of treatment with removable appliances only - completed treatment (rolling 12 month period)	0	155	0.0%	1.6%	1.5%
% of patients satisfied with the treatment they have received (rolling 12 month period)	6	6	100.0%	96.0%	95.7%

\* Figures in italics indicate that the base number is less than 100.

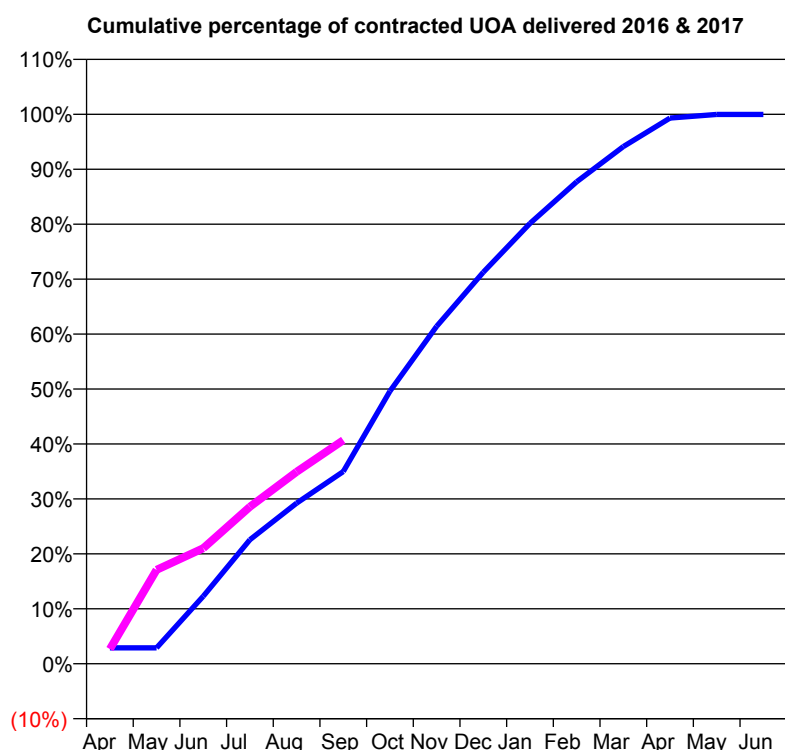
**Q68 - Vital Signs Orthodontic At a Glance Contract Report for 146862/0001 - September 2016**

Name or company name	Sackville Road Orthodontic Clinic
Contract type name	PDS Contract
Purpose of contract	Orthodontic
Contract start date	01/10/2009
Contract end date	31/03/2018

16/17 Contracted general activity (UDA)	0
Carry forward general activity (UDA)	0
16/17 Contracted orthodontic activity (UOA)	6,944
Carry forward orthodontic activity (UOA)	2
Baseline contract value	£463,586.47

**ACCESS**

	Contract	England and Wales
24 month ratio of assessments to patient IDs	1.02	1.10

**ACTIVITY**


Month	Adjusted Scheduled Activity (UOA)	
	2016	2017
April	202	187
May	202	1,187
June	854	1,460
July	1,568	1,985
August	2,030	2,426
September	2,429	2,825
October	3,445	
November	4,264	
December	4,948	
January	5,565	
February	6,090	
March	6,535	
April	6,896	
May	6,942	
June	6,942	

**QUALITY**

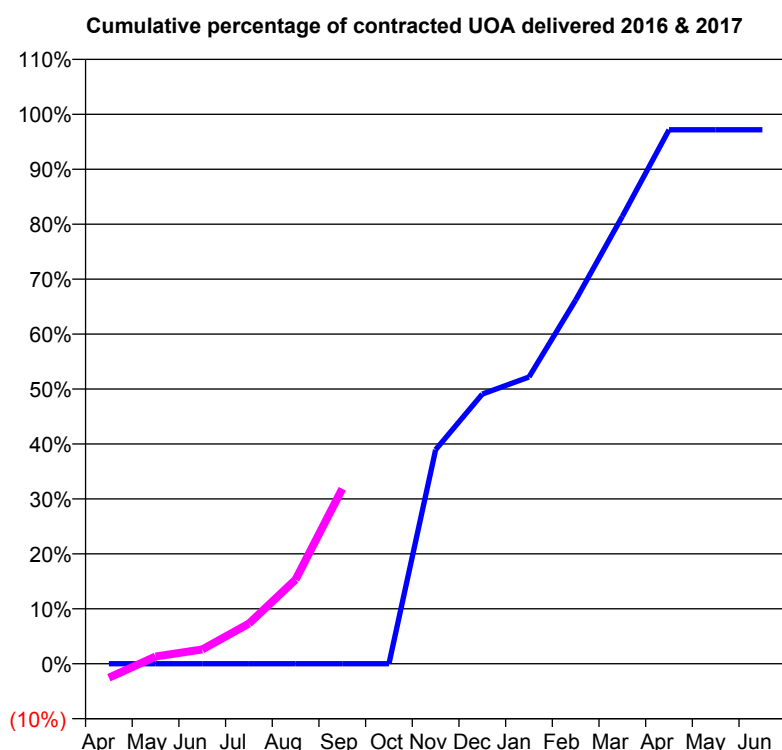
	Contract Quantity	Contract Base Number	Contract *	Region	England
% of all assessments that were assess and fit appliances (rolling 12 month period)	359	364	98.6%	55.3%	54.1%
% of all assessments that were assess and refuse (rolling 12 month period)	1	364	0.3%	11.5%	12.4%
% of all assessments that were assess and review (rolling 12 month period)	4	364	1.1%	33.2%	33.5%
% of terminated courses where treatment was abandoned or discontinued (rolling 12 month period)	19	357	5.3%	5.7%	7.2%
% of completed treatments indicating that PAR score was taken (year to date)	124	160	77.5%	57.4%	58.9%
Rate of removable appliances per 100 fixed appliances - proposed treatment (rolling 12 month period)	8	698	1.15	5.12	5.66
Rate of removable appliances per 100 fixed appliances - completed treatment (rolling 12 month period)	4	675	0.59	3.86	4.88
% of courses of treatment with removable appliances only - proposed treatment (rolling 12 month period)	6	359	1.7%	1.8%	2.1%
% of courses of treatment with removable appliances only - completed treatment (rolling 12 month period)	0	338	0.0%	1.6%	1.5%
% of patients satisfied with the treatment they have received (rolling 12 month period)	10	10	100.0%	96.0%	95.7%

\* Figures in italics indicate that the base number is less than 100.

**Q68 - Vital Signs Orthodontic At a Glance Contract Report for 148776/0001 - September 2016**

Name or company name	Anglesea Terrace Orthodontic Practice Lim	16/17 Contracted general activity (UDA)	0
Contract type name	PDS Contract	Carry forward general activity (UDA)	0
Purpose of contract	Orthodontic	16/17 Contracted orthodontic activity (UOA)	8,130
Contract start date	01/04/2015	Carry forward orthodontic activity (UOA)	229
Contract end date	31/03/2018	Baseline contract value	£539,546.32

ACCESS	Contract	England and Wales
24 month ratio of assessments to patient IDs	1.00	1.10

**ACTIVITY**


Month	Adjusted Scheduled Activity (UOA)	
	2016	2017
April	0	-208
May	0	107
June	0	212
July	0	594
August	0	1,245
September	0	2,589
October	0	
November	3,168	
December	3,991	
January	4,243	
February	5,381	
March	6,620	
April	7,901	
May	7,901	
June	7,901	

QUALITY	Contract Quantity	Contract Base Number	Contract *	Region	England
% of all assessments that were assess and fit appliances (rolling 12 month period)	516	516	100.0%	55.3%	54.1%
% of all assessments that were assess and refuse (rolling 12 month period)	0	516	0.0%	11.5%	12.4%
% of all assessments that were assess and review (rolling 12 month period)	0	516	0.0%	33.2%	33.5%
% of terminated courses where treatment was abandoned or discontinued (rolling 12 month period)	27	501	5.4%	5.7%	7.2%
% of completed treatments indicating that PAR score was taken (year to date)	89	128	69.5%	57.4%	58.9%
Rate of removable appliances per 100 fixed appliances - proposed treatment (rolling 12 month period)	7	938	0.75	5.12	5.66
Rate of removable appliances per 100 fixed appliances - completed treatment (rolling 12 month period)	7	844	0.83	3.86	4.88
% of courses of treatment with removable appliances only - proposed treatment (rolling 12 month period)	5	516	1.0%	1.8%	2.1%
% of courses of treatment with removable appliances only - completed treatment (rolling 12 month period)	3	474	0.6%	1.6%	1.5%
% of patients satisfied with the treatment they have received (rolling 12 month period)	14	15	93.3%	96.0%	95.7%

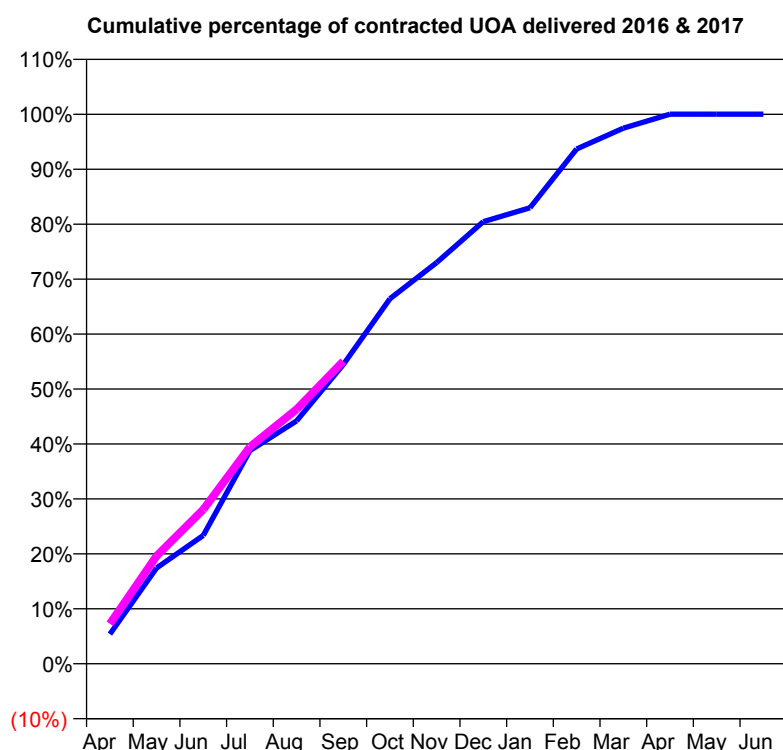
\* Figures in italics indicate that the base number is less than 100.

**Q68 - Vital Signs Orthodontic At a Glance Contract Report for 155349/0001 - September 2016**

Name or company name	E & G Ortho Limited	16/17 Contracted general activity (UDA)	0
Contract type name	PDS Contract	Carry forward general activity (UDA)	0
Purpose of contract	Orthodontic	16/17 Contracted orthodontic activity (UOA)	10,755
Contract start date	01/04/2011	Carry forward orthodontic activity (UOA)	0
Contract end date	31/03/2018	Baseline contract value	£690,880.11

**ACCESS**

	Contract	England and Wales
24 month ratio of assessments to patient IDs	1.11	1.10

**ACTIVITY**


Month	Adjusted Scheduled Activity (UOA)	
	2016	2017
April	582	781
May	1,875	2,111
June	2,512	3,018
July	4,173	4,246
August	4,755	4,980
September	5,856	5,920
October	7,145	
November	7,851	
December	8,653	
January	8,925	
February	10,076	
March	10,484	
April	10,756	
May	10,756	
June	10,756	

**QUALITY**

	Contract Quantity	Contract Base Number	Contract *	Region	England
% of all assessments that were assess and fit appliances (rolling 12 month period)	537	928	57.9%	55.3%	54.1%
% of all assessments that were assess and refuse (rolling 12 month period)	33	928	3.6%	11.5%	12.4%
% of all assessments that were assess and review (rolling 12 month period)	358	928	38.6%	33.2%	33.5%
% of terminated courses where treatment was abandoned or discontinued (rolling 12 month period)	21	681	3.1%	5.7%	7.2%
% of completed treatments indicating that PAR score was taken (year to date)	228	270	84.4%	57.4%	58.9%
Rate of removable appliances per 100 fixed appliances - proposed treatment (rolling 12 month period)	60	961	6.24	5.12	5.66
Rate of removable appliances per 100 fixed appliances - completed treatment (rolling 12 month period)	93	1,120	8.30	3.86	4.88
% of courses of treatment with removable appliances only - proposed treatment (rolling 12 month period)	38	537	7.1%	1.8%	2.1%
% of courses of treatment with removable appliances only - completed treatment (rolling 12 month period)	64	660	9.7%	1.6%	1.5%
% of patients satisfied with the treatment they have received (rolling 12 month period)	23	23	100.0%	96.0%	95.7%

\* Figures in italics indicate that the base number is less than 100.

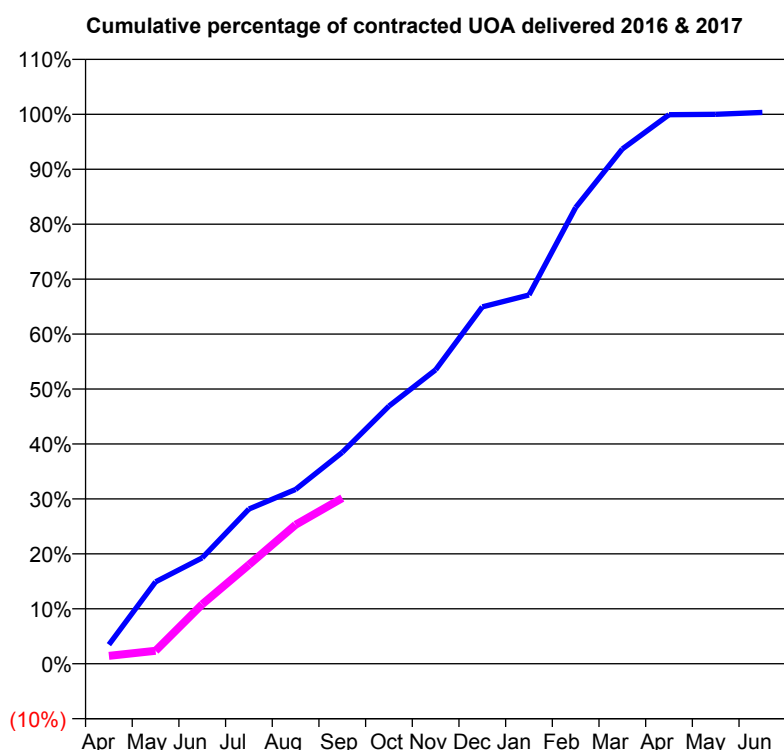
**Q68 - Vital Signs Orthodontic At a Glance Contract Report for 155349/0002 - September 2016**

Name or company name	E & G Ortho Limited
Contract type name	PDS Contract
Purpose of contract	Orthodontic
Contract start date	01/04/2011
Contract end date	31/03/2018

16/17 Contracted general activity (UDA)	0
Carry forward general activity (UDA)	0
16/17 Contracted orthodontic activity (UOA)	6,268
Carry forward orthodontic activity (UOA)	0
Baseline contract value	£406,406.90

**ACCESS**

	Contract	England and Wales
24 month ratio of assessments to patient IDs	1.06	1.10

**ACTIVITY**


Month	Adjusted Scheduled Activity (UOA)	
	2016	2017
April	219	91
May	935	149
June	1,208	679
July	1,765	1,130
August	1,989	1,586
September	2,412	1,890
October	2,940	
November	3,353	
December	4,072	
January	4,207	
February	5,204	
March	5,872	
April	6,264	
May	6,268	
June	6,289	

**QUALITY**

	Contract Quantity	Contract Base Number	Contract *	Region	England
% of all assessments that were assess and fit appliances (rolling 12 month period)	289	463	62.4%	55.3%	54.1%
% of all assessments that were assess and refuse (rolling 12 month period)	16	463	3.5%	11.5%	12.4%
% of all assessments that were assess and review (rolling 12 month period)	158	463	34.1%	33.2%	33.5%
% of terminated courses where treatment was abandoned or discontinued (rolling 12 month period)	10	298	3.4%	5.7%	7.2%
% of completed treatments indicating that PAR score was taken (year to date)	132	132	100.0%	57.4%	58.9%
Rate of removable appliances per 100 fixed appliances - proposed treatment (rolling 12 month period)	52	519	10.02	5.12	5.66
Rate of removable appliances per 100 fixed appliances - completed treatment (rolling 12 month period)	39	503	7.75	3.86	4.88
% of courses of treatment with removable appliances only - proposed treatment (rolling 12 month period)	20	289	6.9%	1.8%	2.1%
% of courses of treatment with removable appliances only - completed treatment (rolling 12 month period)	25	288	8.7%	1.6%	1.5%
% of patients satisfied with the treatment they have received (rolling 12 month period)	9	10	90.0%	96.0%	95.7%

\* Figures in italics indicate that the base number is less than 100.

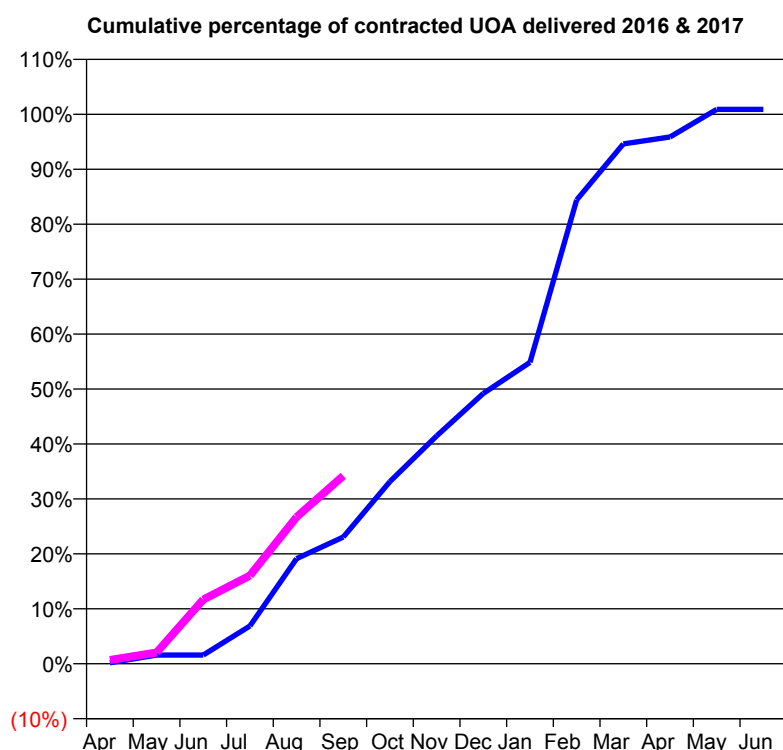


**Q68 - Vital Signs Orthodontic At a Glance Contract Report for 156574/0001 - September 2016**

Name or company name	Total Orthodontics	16/17 Contracted general activity (UDA)	0
Contract type name	PDS Contract	Carry forward general activity (UDA)	0
Purpose of contract	Orthodontic	16/17 Contracted orthodontic activity (UOA)	3,356
Contract start date	01/04/2006	Carry forward orthodontic activity (UOA)	0
Contract end date	31/03/2018	Baseline contract value	£214,169.34

**ACCESS**

	Contract	England and Wales
24 month ratio of assessments to patient IDs	1.17	1.10

**ACTIVITY**


Month	Adjusted Scheduled Activity (UOA)	
	2016	2017
April	6	23
May	53	69
June	53	392
July	231	539
August	642	896
September	774	1,148
October	1,113	
November	1,391	
December	1,651	
January	1,841	
February	2,833	
March	3,175	
April	3,217	
May	3,386	
June	3,386	

**QUALITY**

	Contract Quantity	Contract Base Number	Contract *	Region	England
% of all assessments that were assess and fit appliances (rolling 12 month period)	177	220	80.5%	55.3%	54.1%
% of all assessments that were assess and refuse (rolling 12 month period)	42	220	19.1%	11.5%	12.4%
% of all assessments that were assess and review (rolling 12 month period)	1	220	0.5%	33.2%	33.5%
% of terminated courses where treatment was abandoned or discontinued (rolling 12 month period)	13	136	9.6%	5.7%	7.2%
% of completed treatments indicating that PAR score was taken (year to date)	22	45	48.9%	57.4%	58.9%
Rate of removable appliances per 100 fixed appliances - proposed treatment (rolling 12 month period)	2	343	0.58	5.12	5.66
Rate of removable appliances per 100 fixed appliances - completed treatment (rolling 12 month period)	0	245	0.00	3.86	4.88
% of courses of treatment with removable appliances only - proposed treatment (rolling 12 month period)	0	177	0.0%	1.8%	2.1%
% of courses of treatment with removable appliances only - completed treatment (rolling 12 month period)	0	123	0.0%	1.6%	1.5%
% of patients satisfied with the treatment they have received (rolling 12 month period)	5	5	100.0%	96.0%	95.7%

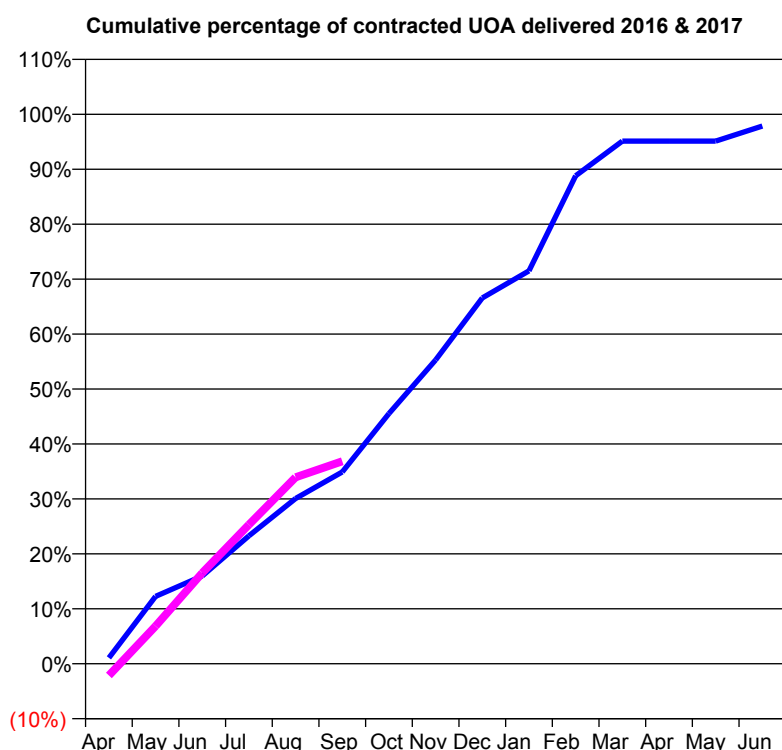
\* Figures in italics indicate that the base number is less than 100.

**Q68 - Vital Signs Orthodontic At a Glance Contract Report for 156574/0002 - September 2016**

Name or company name	Total Orthodontics	16/17 Contracted general activity (UDA)	0
Contract type name	PDS Contract	Carry forward general activity (UDA)	0
Purpose of contract	Orthodontic	16/17 Contracted orthodontic activity (UOA)	11,513
Contract start date	01/04/2006	Carry forward orthodontic activity (UOA)	247
Contract end date	31/03/2018	Baseline contract value	£768,343.18

**ACCESS**

	Contract	England and Wales
24 month ratio of assessments to patient IDs	1.15	1.10

**ACTIVITY**


Month	Adjusted Scheduled Activity (UOA)	
	2016	2017
April	123	-247
May	1,412	790
June	1,839	1,903
July	2,682	2,915
August	3,463	3,906
September	4,019	4,242
October	5,244	
November	6,367	
December	7,666	
January	8,232	
February	10,225	
March	10,951	
April	10,951	
May	10,951	
June	11,266	

**QUALITY**

	Contract Quantity	Contract Base Number	Contract *	Region	England
% of all assessments that were assess and fit appliances (rolling 12 month period)	609	724	84.1%	55.3%	54.1%
% of all assessments that were assess and refuse (rolling 12 month period)	114	724	15.7%	11.5%	12.4%
% of all assessments that were assess and review (rolling 12 month period)	1	724	0.1%	33.2%	33.5%
% of terminated courses where treatment was abandoned or discontinued (rolling 12 month period)	19	482	3.9%	5.7%	7.2%
% of completed treatments indicating that PAR score was taken (year to date)	17	220	7.7%	57.4%	58.9%
Rate of removable appliances per 100 fixed appliances - proposed treatment (rolling 12 month period)	7	1,203	0.58	5.12	5.66
Rate of removable appliances per 100 fixed appliances - completed treatment (rolling 12 month period)	9	918	0.98	3.86	4.88
% of courses of treatment with removable appliances only - proposed treatment (rolling 12 month period)	4	609	0.7%	1.8%	2.1%
% of courses of treatment with removable appliances only - completed treatment (rolling 12 month period)	2	463	0.4%	1.6%	1.5%
% of patients satisfied with the treatment they have received (rolling 12 month period)	14	17	82.4%	96.0%	95.7%

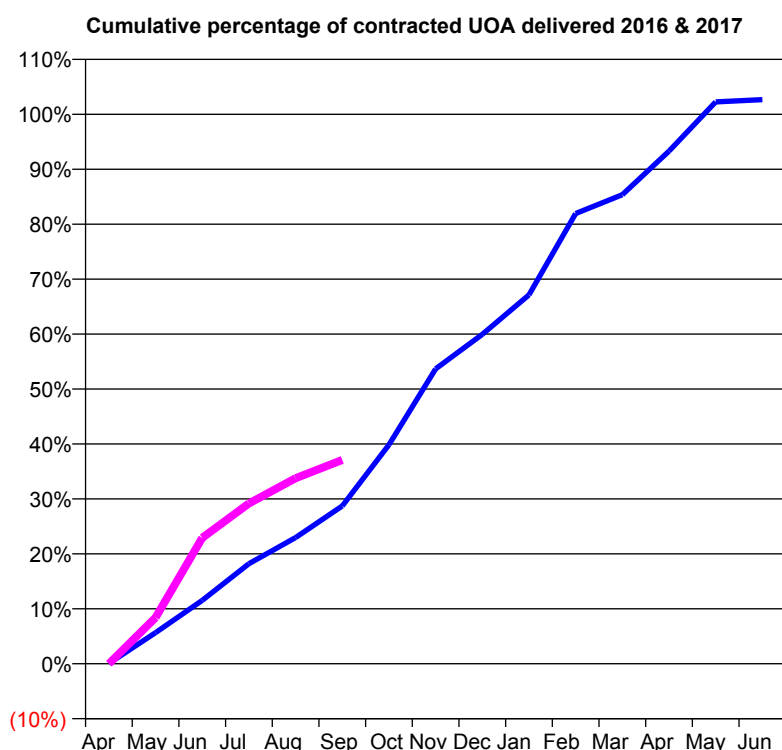
\* Figures in italics indicate that the base number is less than 100.

**Q68 - Vital Signs Orthodontic At a Glance Contract Report for 156574/0004 - September 2016**

Name or company name	Total Orthodontics	16/17 Contracted general activity (UDA)	0
Contract type name	PDS Contract	Carry forward general activity (UDA)	0
Purpose of contract	Orthodontic	16/17 Contracted orthodontic activity (UOA)	5,040
Contract start date	01/05/2010	Carry forward orthodontic activity (UOA)	0
Contract end date	31/03/2018	Baseline contract value	£322,061.73

**ACCESS**

	Contract	England and Wales
24 month ratio of assessments to patient IDs	1.11	1.10

**ACTIVITY**


Month	Adjusted Scheduled Activity (UOA)	
	2016	2017
April	3	0
May	286	424
June	581	1,155
July	918	1,471
August	1,158	1,702
September	1,447	1,870
October	2,009	
November	2,705	
December	3,022	
January	3,383	
February	4,130	
March	4,302	
April	4,702	
May	5,153	
June	5,174	

**QUALITY**

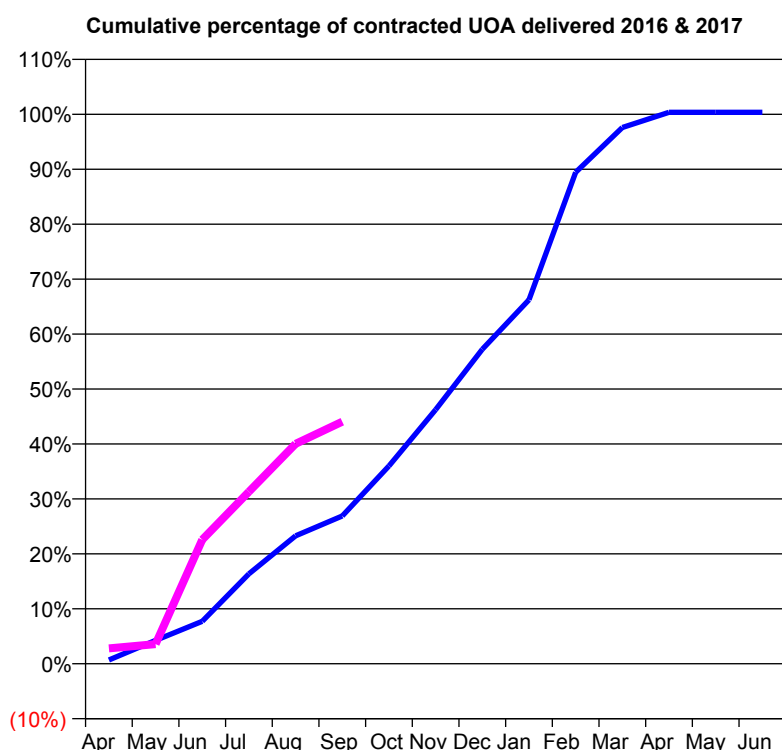
	Contract Quantity	Contract Base Number	Contract *	Region	England
% of all assessments that were assess and fit appliances (rolling 12 month period)	268	348	77.0%	55.3%	54.1%
% of all assessments that were assess and refuse (rolling 12 month period)	71	348	20.4%	11.5%	12.4%
% of all assessments that were assess and review (rolling 12 month period)	9	348	2.6%	33.2%	33.5%
% of terminated courses where treatment was abandoned or discontinued (rolling 12 month period)	2	199	1.0%	5.7%	7.2%
% of completed treatments indicating that PAR score was taken (year to date)	33	76	43.4%	57.4%	58.9%
Rate of removable appliances per 100 fixed appliances - proposed treatment (rolling 12 month period)	5	526	0.95	5.12	5.66
Rate of removable appliances per 100 fixed appliances - completed treatment (rolling 12 month period)	8	383	2.09	3.86	4.88
% of courses of treatment with removable appliances only - proposed treatment (rolling 12 month period)	3	268	1.1%	1.8%	2.1%
% of courses of treatment with removable appliances only - completed treatment (rolling 12 month period)	2	197	1.0%	1.6%	1.5%
% of patients satisfied with the treatment they have received (rolling 12 month period)	6	7	85.7%	96.0%	95.7%

\* Figures in italics indicate that the base number is less than 100.

**Q68 - Vital Signs Orthodontic At a Glance Contract Report for 156574/0005 - September 2016**

Name or company name	Total Orthodontics	16/17 Contracted general activity (UDA)	0
Contract type name	PDS Contract	Carry forward general activity (UDA)	0
Purpose of contract	Orthodontic	16/17 Contracted orthodontic activity (UOA)	3,127
Contract start date	01/04/2012	Carry forward orthodontic activity (UOA)	0
Contract end date	31/03/2018	Baseline contract value	£198,023.22

ACCESS	Contract	England and Wales
24 month ratio of assessments to patient IDs	1.06	1.10

**ACTIVITY**


Month	Adjusted Scheduled Activity (UOA)	
	2016	2017
April	22	88
May	133	112
June	242	706
July	512	979
August	728	1,252
September	841	1,378
October	1,126	
November	1,446	
December	1,790	
January	2,071	
February	2,797	
March	3,052	
April	3,138	
May	3,138	
June	3,138	

**QUALITY**

	Contract Quantity	Contract Base Number	Contract *	Region	England
% of all assessments that were assess and fit appliances (rolling 12 month period)	179	218	82.1%	55.3%	54.1%
% of all assessments that were assess and refuse (rolling 12 month period)	39	218	17.9%	11.5%	12.4%
% of all assessments that were assess and review (rolling 12 month period)	0	218	0.0%	33.2%	33.5%
% of terminated courses where treatment was abandoned or discontinued (rolling 12 month period)	18	152	11.8%	5.7%	7.2%
% of completed treatments indicating that PAR score was taken (year to date)	7	67	10.4%	57.4%	58.9%
Rate of removable appliances per 100 fixed appliances - proposed treatment (rolling 12 month period)	12	331	3.63	5.12	5.66
Rate of removable appliances per 100 fixed appliances - completed treatment (rolling 12 month period)	4	255	1.57	3.86	4.88
% of courses of treatment with removable appliances only - proposed treatment (rolling 12 month period)	7	179	3.9%	1.8%	2.1%
% of courses of treatment with removable appliances only - completed treatment (rolling 12 month period)	1	134	0.7%	1.6%	1.5%
% of patients satisfied with the treatment they have received (rolling 12 month period)	4	4	100.0%	96.0%	95.7%

\* Figures in italics indicate that the base number is less than 100.

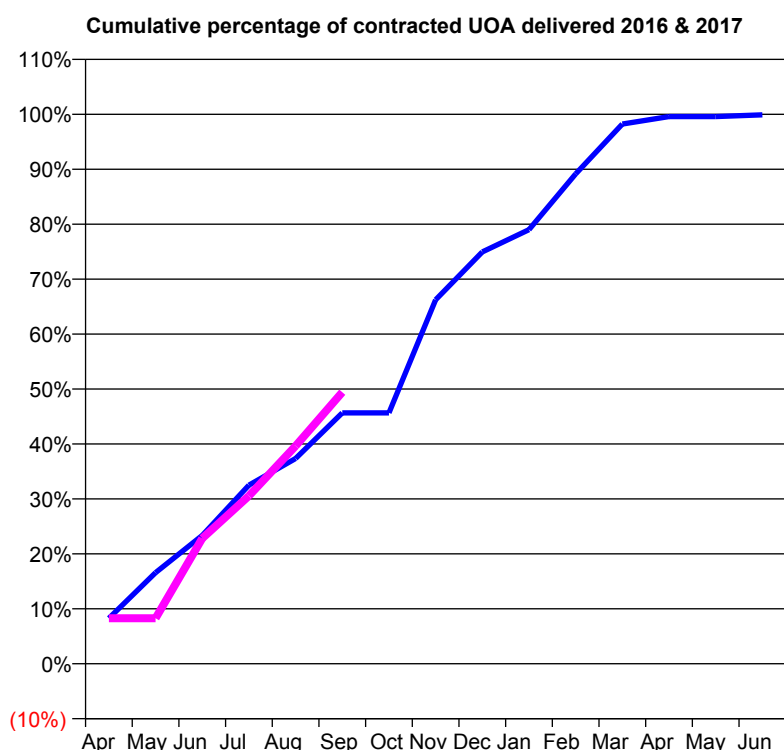
**Q68 - Vital Signs Orthodontic At a Glance Contract Report for 169110/0009 - September 2016**

Name or company name	Dentalign Orthodontics LLP
Contract type name	PDS Contract
Purpose of contract	Orthodontic
Contract start date	01/04/2011
Contract end date	31/03/2018

16/17 Contracted general activity (UDA)	0
Carry forward general activity (UDA)	0
16/17 Contracted orthodontic activity (UOA)	6,254
Carry forward orthodontic activity (UOA)	6
Baseline contract value	£405,527.05

**ACCESS**

	Contract	England and Wales
24 month ratio of assessments to patient IDs	1.06	1.10

**ACTIVITY**


Month	Adjusted Scheduled Activity (UOA)	
	2016	2017
April	518	519
May	1,037	519
June	1,460	1,427
July	2,033	1,912
August	2,337	2,479
September	2,855	3,090
October	2,855	
November	4,142	
December	4,688	
January	4,940	
February	5,575	
March	6,142	
April	6,227	
May	6,227	
June	6,248	

**QUALITY**

	Contract Quantity	Contract Base Number	Contract *	Region	England
% of all assessments that were assess and fit appliances (rolling 12 month period)	311	320	97.2%	55.3%	54.1%
% of all assessments that were assess and refuse (rolling 12 month period)	0	320	0.0%	11.5%	12.4%
% of all assessments that were assess and review (rolling 12 month period)	9	320	2.8%	33.2%	33.5%
% of terminated courses where treatment was abandoned or discontinued (rolling 12 month period)	9	267	3.4%	5.7%	7.2%
% of completed treatments indicating that PAR score was taken (year to date)	116	136	85.3%	57.4%	58.9%
Rate of removable appliances per 100 fixed appliances - proposed treatment (rolling 12 month period)	6	608	0.99	5.12	5.66
Rate of removable appliances per 100 fixed appliances - completed treatment (rolling 12 month period)	0	0	N/A	3.86	4.88
% of courses of treatment with removable appliances only - proposed treatment (rolling 12 month period)	2	311	0.6%	1.8%	2.1%
% of courses of treatment with removable appliances only - completed treatment (rolling 12 month period)	0	258	0.0%	1.6%	1.5%
% of patients satisfied with the treatment they have received (rolling 12 month period)	9	9	100.0%	96.0%	95.7%

\* Figures in italics indicate that the base number is less than 100.

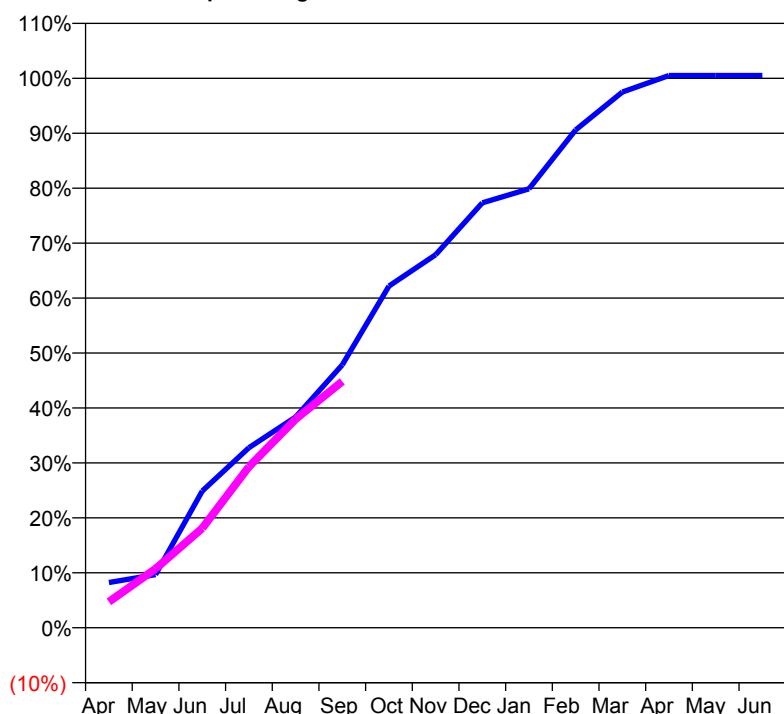
**Q68 - Vital Signs Orthodontic At a Glance Contract Report for 169110/0015 - September 2016**

Name or company name	Dentalign Orthodontics LLP
Contract type name	PDS Contract
Purpose of contract	Orthodontic
Contract start date	01/04/2014
Contract end date	31/03/2018

16/17 Contracted general activity (UDA)	0
Carry forward general activity (UDA)	0
16/17 Contracted orthodontic activity (UOA)	4,889
Carry forward orthodontic activity (UOA)	0
Baseline contract value	£316,822.07

**ACCESS**

	Contract	England and Wales
24 month ratio of assessments to patient IDs	1.07	1.10

**ACTIVITY**
**Cumulative percentage of contracted UOA delivered 2016 & 2017**

**Adjusted Scheduled Activity (UOA)**

Month	2016	2017
April	403	231
May	473	525
June	1,217	886
July	1,602	1,432
August	1,875	1,856
September	2,339	2,192
October	3,040	
November	3,319	
December	3,781	
January	3,905	
February	4,430	
March	4,766	
April	4,913	
May	4,913	
June	4,913	

**QUALITY**

	Contract Quantity	Contract Base Number	Contract *	Region	England
% of all assessments that were assess and fit appliances (rolling 12 month period)	236	240	98.3%	55.3%	54.1%
% of all assessments that were assess and refuse (rolling 12 month period)	0	240	0.0%	11.5%	12.4%
% of all assessments that were assess and review (rolling 12 month period)	4	240	1.7%	33.2%	33.5%
% of terminated courses where treatment was abandoned or discontinued (rolling 12 month period)	7	162	4.3%	5.7%	7.2%
% of completed treatments indicating that PAR score was taken (year to date)	71	92	77.2%	57.4%	58.9%
Rate of removable appliances per 100 fixed appliances - proposed treatment (rolling 12 month period)	74	461	16.05	5.12	5.66
Rate of removable appliances per 100 fixed appliances - completed treatment (rolling 12 month period)	25	282	8.87	3.86	4.88
% of courses of treatment with removable appliances only - proposed treatment (rolling 12 month period)	4	236	1.7%	1.8%	2.1%
% of courses of treatment with removable appliances only - completed treatment (rolling 12 month period)	2	155	1.3%	1.6%	1.5%
% of patients satisfied with the treatment they have received (rolling 12 month period)	6	7	85.7%	96.0%	95.7%

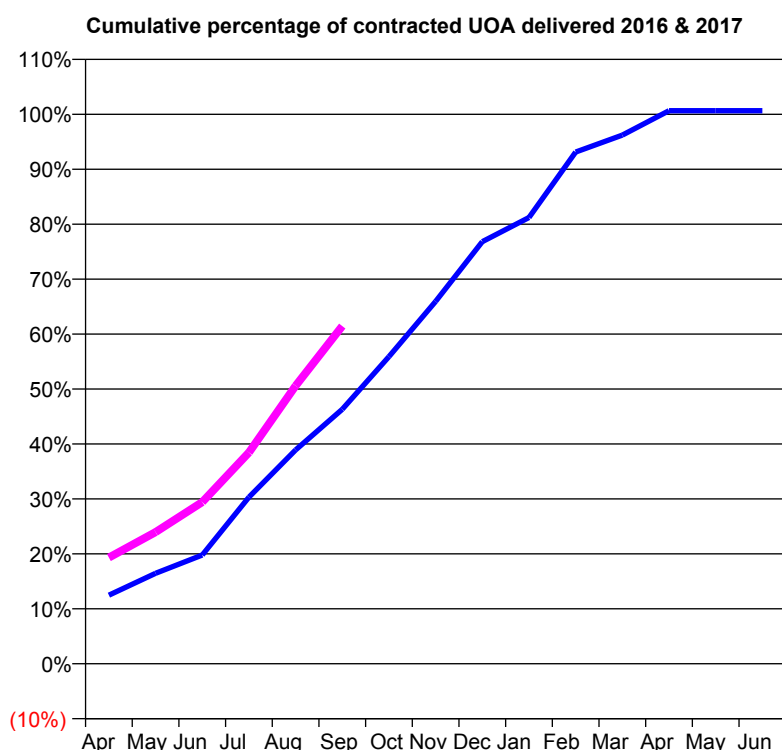
\* Figures in italics indicate that the base number is less than 100.

**Q68 - Vital Signs Orthodontic At a Glance Contract Report for 175471/0001 - September 2016**

Name or company name	Surrey Orthodontics Limited	16/17 Contracted general activity (UDA)	0
Contract type name	PDS Contract	Carry forward general activity (UDA)	0
Purpose of contract	Orthodontic	16/17 Contracted orthodontic activity (UOA)	8,153
Contract start date	01/01/2012	Carry forward orthodontic activity (UOA)	0
Contract end date	31/03/2018	Baseline contract value	£522,170.67

**ACCESS**

	Contract	England and Wales
24 month ratio of assessments to patient IDs	1.12	1.10

**ACTIVITY**


Month	Adjusted Scheduled Activity (UOA)	
	2016	2017
April	1,019	1,575
May	1,343	1,953
June	1,613	2,399
July	2,473	3,135
August	3,172	4,124
September	3,776	5,011
October	4,557	
November	5,376	
December	6,263	
January	6,620	
February	7,592	
March	7,844	
April	8,206	
May	8,206	
June	8,206	

**QUALITY**

	Contract Quantity	Contract Base Number	Contract *	Region	England
% of all assessments that were assess and fit appliances (rolling 12 month period)	452	469	96.4%	55.3%	54.1%
% of all assessments that were assess and refuse (rolling 12 month period)	6	469	1.3%	11.5%	12.4%
% of all assessments that were assess and review (rolling 12 month period)	11	469	2.3%	33.2%	33.5%
% of terminated courses where treatment was abandoned or discontinued (rolling 12 month period)	10	334	3.0%	5.7%	7.2%
% of completed treatments indicating that PAR score was taken (year to date)	176	184	95.7%	57.4%	58.9%
Rate of removable appliances per 100 fixed appliances - proposed treatment (rolling 12 month period)	17	880	1.93	5.12	5.66
Rate of removable appliances per 100 fixed appliances - completed treatment (rolling 12 month period)	13	608	2.14	3.86	4.88
% of courses of treatment with removable appliances only - proposed treatment (rolling 12 month period)	4	452	0.9%	1.8%	2.1%
% of courses of treatment with removable appliances only - completed treatment (rolling 12 month period)	12	324	3.7%	1.6%	1.5%
% of patients satisfied with the treatment they have received (rolling 12 month period)	15	15	100.0%	96.0%	95.7%

\* Figures in italics indicate that the base number is less than 100.

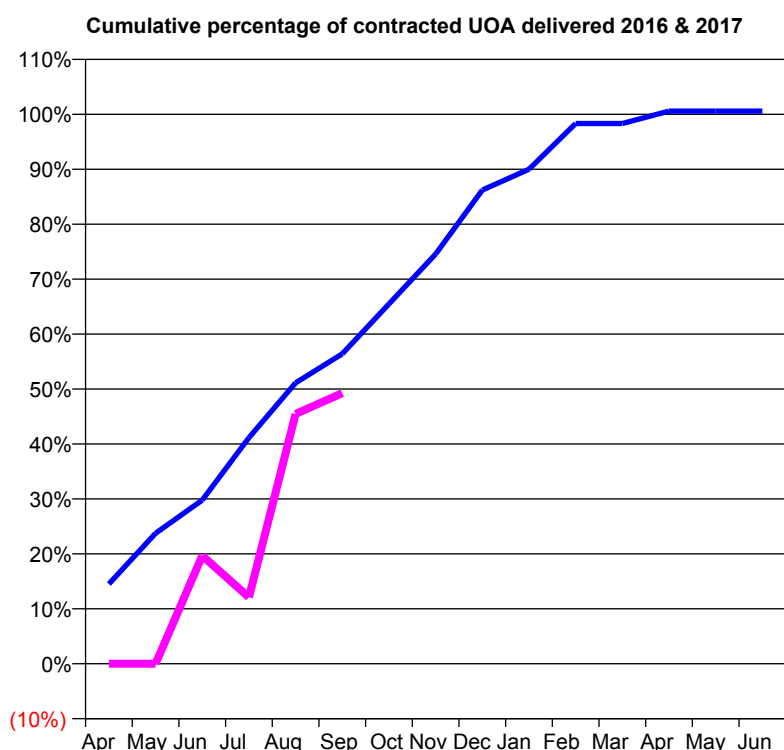
**Q68 - Vital Signs Orthodontic At a Glance Contract Report for 178462/0001 - September 2016**

Name or company name	IQ Orthodontics Ltd
Contract type name	PDS Contract
Purpose of contract	Orthodontic
Contract start date	01/04/2011
Contract end date	31/03/2018

16/17 Contracted general activity (UDA)	0
Carry forward general activity (UDA)	0
16/17 Contracted orthodontic activity (UOA)	2,776
Carry forward orthodontic activity (UOA)	0
Baseline contract value	£173,534.77

**ACCESS**

	Contract	England and Wales
24 month ratio of assessments to patient IDs	1.07	1.10

**ACTIVITY**


Month	Adjusted Scheduled Activity (UOA)	
	2016	2017
April	403	0
May	659	0
June	827	546
July	1,142	336
August	1,419	1,262
September	1,566	1,367
October	1,818	
November	2,070	
December	2,393	
January	2,498	
February	2,729	
March	2,729	
April	2,792	
May	2,792	
June	2,792	

**QUALITY**

	Contract Quantity	Contract Base Number	Contract *	Region	England
% of all assessments that were assess and fit appliances (rolling 12 month period)	142	142	100.0%	55.3%	54.1%
% of all assessments that were assess and refuse (rolling 12 month period)	0	142	0.0%	11.5%	12.4%
% of all assessments that were assess and review (rolling 12 month period)	0	142	0.0%	33.2%	33.5%
% of terminated courses where treatment was abandoned or discontinued (rolling 12 month period)	0	81	0.0%	5.7%	7.2%
% of completed treatments indicating that PAR score was taken (year to date)	44	45	97.8%	57.4%	58.9%
Rate of removable appliances per 100 fixed appliances - proposed treatment (rolling 12 month period)	4	272	1.47	5.12	5.66
Rate of removable appliances per 100 fixed appliances - completed treatment (rolling 12 month period)	1	152	0.66	3.86	4.88
% of courses of treatment with removable appliances only - proposed treatment (rolling 12 month period)	3	142	2.1%	1.8%	2.1%
% of courses of treatment with removable appliances only - completed treatment (rolling 12 month period)	1	81	1.2%	1.6%	1.5%
% of patients satisfied with the treatment they have received (rolling 12 month period)	2	2	100.0%	96.0%	95.7%

\* Figures in italics indicate that the base number is less than 100.



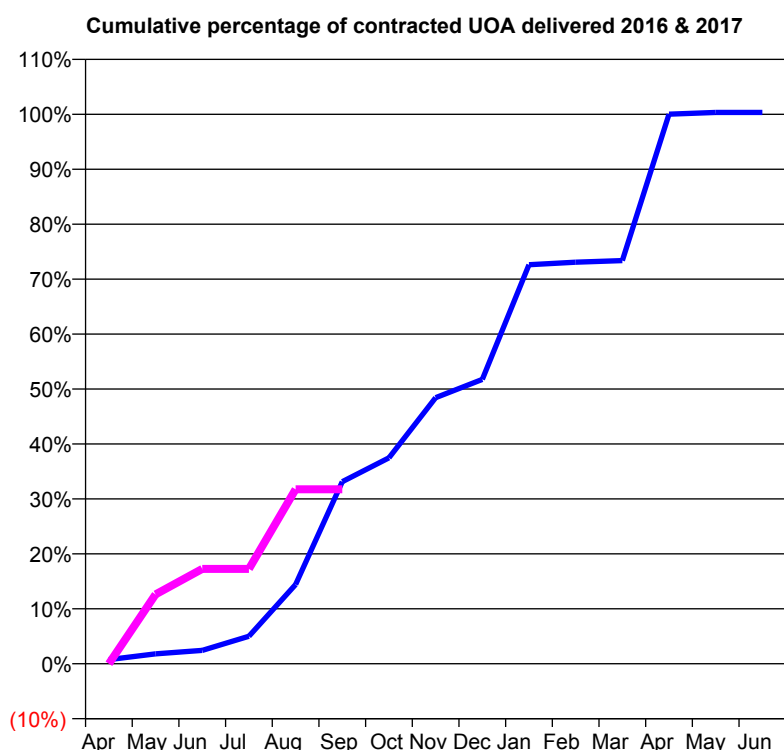
**Q68 - Vital Signs Orthodontic At a Glance Contract Report for 183482/0001 - September 2016**

Name or company name	Surrey Orthodontics (Godalming) Limited
Contract type name	PDS Contract
Purpose of contract	Orthodontic
Contract start date	20/03/2015
Contract end date	31/03/2018

16/17 Contracted general activity (UDA)	0
Carry forward general activity (UDA)	0
16/17 Contracted orthodontic activity (UOA)	13,971
Carry forward orthodontic activity (UOA)	0
Baseline contract value	£855,282.91

**ACCESS**

	Contract	England and Wales
24 month ratio of assessments to patient IDs	1.00	1.10

**ACTIVITY**


Month	Adjusted Scheduled Activity (UOA)	
	2016	2017
April	106	2
May	253	1,764
June	341	2,412
July	700	2,412
August	2,017	4,435
September	4,629	4,435
October	5,238	
November	6,765	
December	7,229	
January	10,147	
February	10,210	
March	10,252	
April	13,974	
May	14,016	
June	14,016	

**QUALITY**

	Contract Quantity	Contract Base Number	Contract *	Region	England
% of all assessments that were assess and fit appliances (rolling 12 month period)	680	798	85.2%	55.3%	54.1%
% of all assessments that were assess and refuse (rolling 12 month period)	5	798	0.6%	11.5%	12.4%
% of all assessments that were assess and review (rolling 12 month period)	113	798	14.2%	33.2%	33.5%
% of terminated courses where treatment was abandoned or discontinued (rolling 12 month period)	33	479	6.9%	5.7%	7.2%
% of completed treatments indicating that PAR score was taken (year to date)	261	275	94.9%	57.4%	58.9%
Rate of removable appliances per 100 fixed appliances - proposed treatment (rolling 12 month period)	80	1,267	6.31	5.12	5.66
Rate of removable appliances per 100 fixed appliances - completed treatment (rolling 12 month period)	8	254	3.15	3.86	4.88
% of courses of treatment with removable appliances only - proposed treatment (rolling 12 month period)	32	680	4.7%	1.8%	2.1%
% of courses of treatment with removable appliances only - completed treatment (rolling 12 month period)	3	446	0.7%	1.6%	1.5%
% of patients satisfied with the treatment they have received (rolling 12 month period)	24	26	92.3%	96.0%	95.7%

\* Figures in italics indicate that the base number is less than 100.

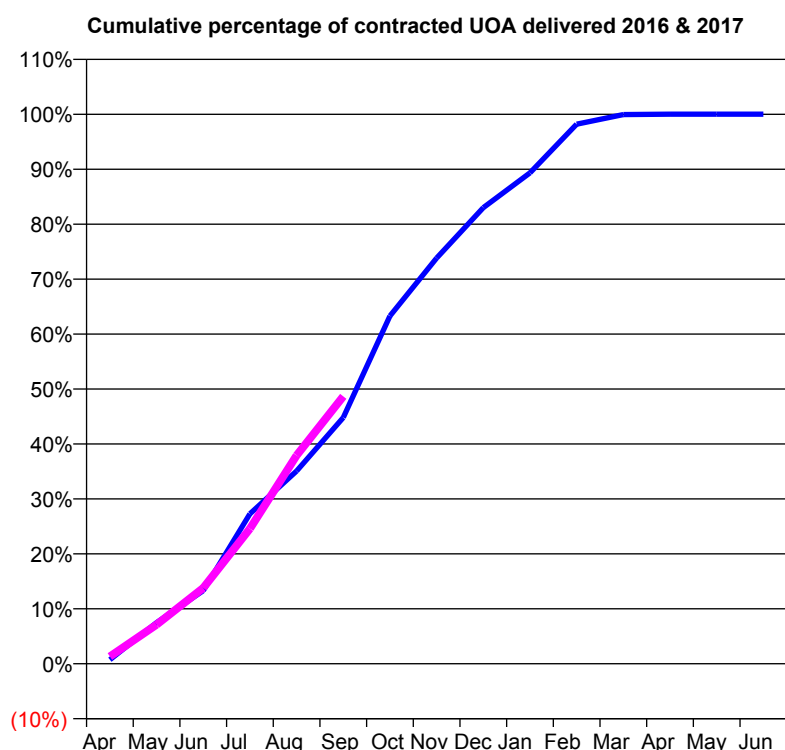
**Q68 - Vital Signs Orthodontic At a Glance Contract Report for 186872/0006 - September 2016**

Name or company name	ORTHOWORLD 2000 LTD
Contract type name	PDS Contract
Purpose of contract	Orthodontic
Contract start date	01/04/2006
Contract end date	31/03/2018

16/17 Contracted general activity (UDA)	0
Carry forward general activity (UDA)	0
16/17 Contracted orthodontic activity (UOA)	7,730
Carry forward orthodontic activity (UOA)	0
Baseline contract value	£498,756.08

**ACCESS**

	Contract	England and Wales
24 month ratio of assessments to patient IDs	1.00	1.10

**ACTIVITY**


Month	Adjusted Scheduled Activity (UOA)	
	2016	2017
April	57	103
May	579	550
June	1,029	1,066
July	2,109	1,902
August	2,712	2,931
September	3,464	3,762
October	4,894	
November	5,708	
December	6,417	
January	6,906	
February	7,590	
March	7,726	
April	7,732	
May	7,732	
June	7,732	

**QUALITY**

	Contract Quantity	Contract Base Number	Contract *	Region	England
% of all assessments that were assess and fit appliances (rolling 12 month period)	385	533	72.2%	55.3%	54.1%
% of all assessments that were assess and refuse (rolling 12 month period)	91	533	17.1%	11.5%	12.4%
% of all assessments that were assess and review (rolling 12 month period)	57	533	10.7%	33.2%	33.5%
% of terminated courses where treatment was abandoned or discontinued (rolling 12 month period)	7	318	2.2%	5.7%	7.2%
% of completed treatments indicating that PAR score was taken (year to date)	140	142	98.6%	57.4%	58.9%
Rate of removable appliances per 100 fixed appliances - proposed treatment (rolling 12 month period)	107	754	14.19	5.12	5.66
Rate of removable appliances per 100 fixed appliances - completed treatment (rolling 12 month period)	1	67	1.49	3.86	4.88
% of courses of treatment with removable appliances only - proposed treatment (rolling 12 month period)	7	385	1.8%	1.8%	2.1%
% of courses of treatment with removable appliances only - completed treatment (rolling 12 month period)	0	311	0.0%	1.6%	1.5%
% of patients satisfied with the treatment they have received (rolling 12 month period)	6	6	100.0%	96.0%	95.7%

\* Figures in italics indicate that the base number is less than 100.

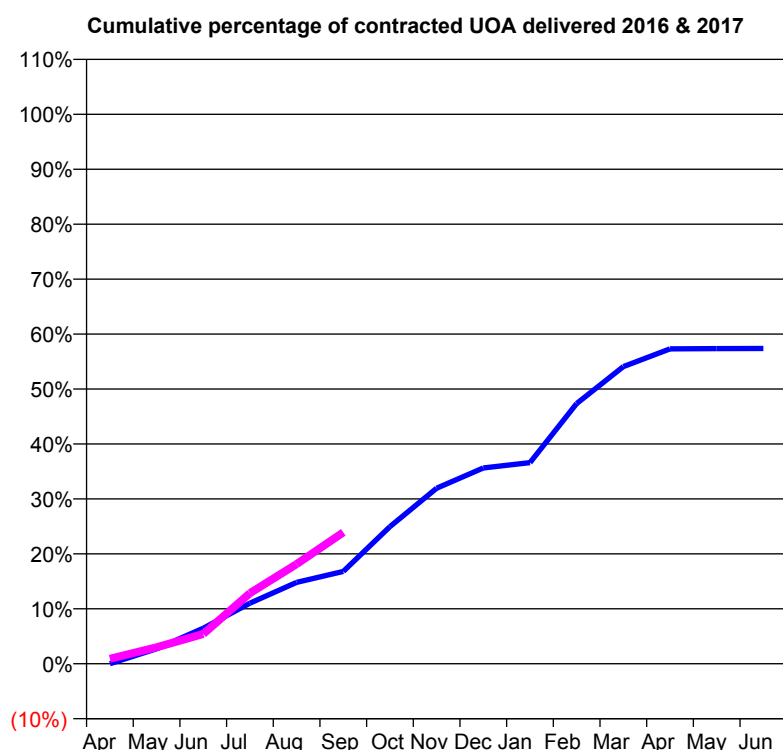
**Q68 - Vital Signs Orthodontic At a Glance Contract Report for 188751/0003 - September 2016**

Name or company name	Mr P Boamah & Mr C Amin.
Contract type name	PDS Contract
Purpose of contract	Orthodontic
Contract start date	01/04/2011
Contract end date	31/03/2018

16/17 Contracted general activity (UDA)	0
Carry forward general activity (UDA)	0
16/17 Contracted orthodontic activity (UOA)	5,323
Carry forward orthodontic activity (UOA)	0
Baseline contract value	£345,134.64

**ACCESS**

	Contract	England and Wales
24 month ratio of assessments to patient IDs	1.05	1.10

**ACTIVITY**


Month	Adjusted Scheduled Activity (UOA)	
	2016	2017
April	0	49
May	145	159
June	344	289
July	587	684
August	788	966
September	894	1,273
October	1,328	
November	1,701	
December	1,897	
January	1,948	
February	2,521	
March	2,879	
April	3,051	
May	3,053	
June	3,054	

**QUALITY**

	Contract Quantity	Contract Base Number	Contract *	Region	England
% of all assessments that were assess and fit appliances (rolling 12 month period)	166	300	55.3%	55.3%	54.1%
% of all assessments that were assess and refuse (rolling 12 month period)	45	300	15.0%	11.5%	12.4%
% of all assessments that were assess and review (rolling 12 month period)	89	300	29.7%	33.2%	33.5%
% of terminated courses where treatment was abandoned or discontinued (rolling 12 month period)	9	103	8.7%	5.7%	7.2%
% of completed treatments indicating that PAR score was taken (year to date)	6	18	33.3%	57.4%	58.9%
Rate of removable appliances per 100 fixed appliances - proposed treatment (rolling 12 month period)	0	0	<i>N/A</i>	5.12	5.66
Rate of removable appliances per 100 fixed appliances - completed treatment (rolling 12 month period)	4	32	<i>12.50</i>	3.86	4.88
% of courses of treatment with removable appliances only - proposed treatment (rolling 12 month period)	0	166	0.0%	1.8%	2.1%
% of courses of treatment with removable appliances only - completed treatment (rolling 12 month period)	1	94	<i>1.1%</i>	1.6%	1.5%
% of patients satisfied with the treatment they have received (rolling 12 month period)	9	9	<i>100.0%</i>	96.0%	95.7%

\* Figures in italics indicate that the base number is less than 100.

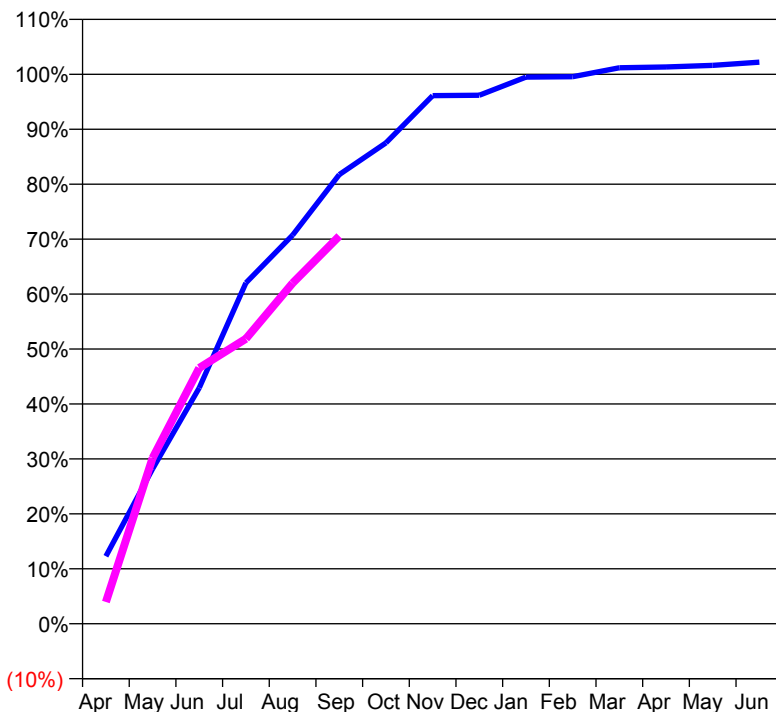
**Q68 - Vital Signs Orthodontic At a Glance Contract Report for 199737/0003 - September 2016**

Name or company name	Rectory House Dental Practice Ltd
Contract type name	PDS Contract
Purpose of contract	Orthodontic
Contract start date	01/04/2011
Contract end date	31/03/2018

16/17 Contracted general activity (UDA)	0
Carry forward general activity (UDA)	0
16/17 Contracted orthodontic activity (UOA)	3,735
Carry forward orthodontic activity (UOA)	0
Baseline contract value	£242,171.32

**ACCESS**

	Contract	England and Wales
24 month ratio of assessments to patient IDs	1.05	1.10

**ACTIVITY**
**Cumulative percentage of contracted UOA delivered 2016 & 2017**

**Adjusted Scheduled Activity (UOA)**

Month	2016	2017
April	459	148
May	1,053	1,126
June	1,604	1,739
July	2,317	1,937
August	2,642	2,315
September	3,053	2,635
October	3,269	
November	3,590	
December	3,592	
January	3,716	
February	3,718	
March	3,779	
April	3,785	
May	3,795	
June	3,817	

**QUALITY**

	Contract Quantity	Contract Base Number	Contract *	Region	England
% of all assessments that were assess and fit appliances (rolling 12 month period)	179	366	48.9%	55.3%	54.1%
% of all assessments that were assess and refuse (rolling 12 month period)	49	366	13.4%	11.5%	12.4%
% of all assessments that were assess and review (rolling 12 month period)	138	366	37.7%	33.2%	33.5%
% of terminated courses where treatment was abandoned or discontinued (rolling 12 month period)	3	194	1.5%	5.7%	7.2%
% of completed treatments indicating that PAR score was taken (year to date)	17	106	16.0%	57.4%	58.9%
Rate of removable appliances per 100 fixed appliances - proposed treatment (rolling 12 month period)	8	186	4.30	5.12	5.66
Rate of removable appliances per 100 fixed appliances - completed treatment (rolling 12 month period)	4	110	3.64	3.86	4.88
% of courses of treatment with removable appliances only - proposed treatment (rolling 12 month period)	0	179	0.0%	1.8%	2.1%
% of courses of treatment with removable appliances only - completed treatment (rolling 12 month period)	0	191	0.0%	1.6%	1.5%
% of patients satisfied with the treatment they have received (rolling 12 month period)	9	9	100.0%	96.0%	95.7%

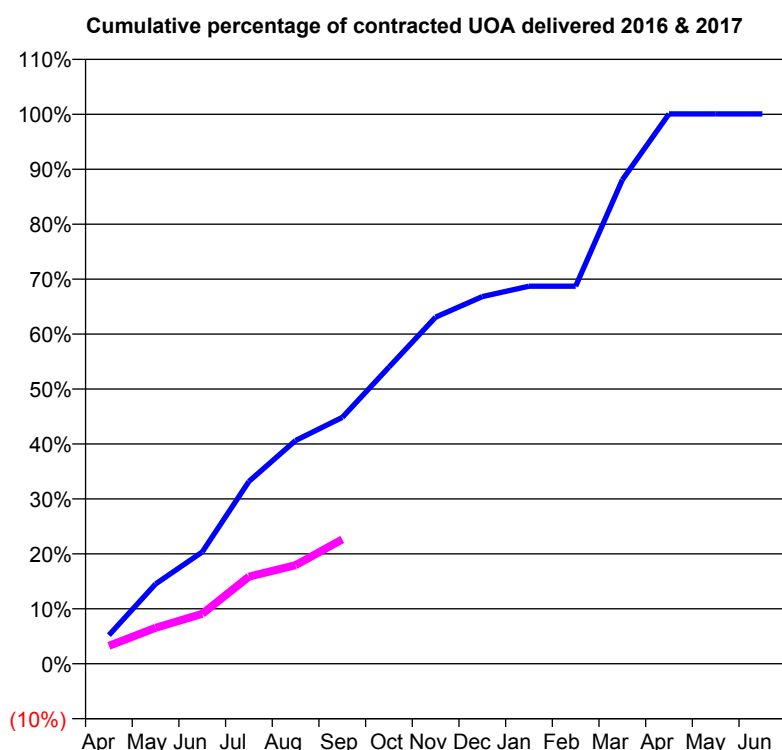
\* Figures in italics indicate that the base number is less than 100.

**Q68 - Vital Signs Orthodontic At a Glance Contract Report for 207896/0005 - September 2016**

Name or company name	DR AM MCCANCE
Contract type name	PDS Contract
Purpose of contract	Orthodontic
Contract start date	08/04/2013
Contract end date	31/03/2018

16/17 Contracted general activity (UDA)	0
Carry forward general activity (UDA)	0
16/17 Contracted orthodontic activity (UOA)	9,005
Carry forward orthodontic activity (UOA)	0
Baseline contract value	£584,438.82

ACCESS	Contract	England and Wales
24 month ratio of assessments to patient IDs	1.00	1.10

**ACTIVITY**


Month	Adjusted Scheduled Activity (UOA)	
	2016	2017
April	468	294
May	1,308	588
June	1,833	819
July	2,988	1,428
August	3,660	1,617
September	4,038	2,037
October	4,861	
November	5,680	
December	6,016	
January	6,188	
February	6,188	
March	7,931	
April	9,010	
May	9,010	
June	9,010	

QUALITY	Contract Quantity	Contract Base Number	Contract *	Region	England
% of all assessments that were assess and fit appliances (rolling 12 month period)	337	337	100.0%	55.3%	54.1%
% of all assessments that were assess and refuse (rolling 12 month period)	0	337	0.0%	11.5%	12.4%
% of all assessments that were assess and review (rolling 12 month period)	0	337	0.0%	33.2%	33.5%
% of terminated courses where treatment was abandoned or discontinued (rolling 12 month period)	11	402	2.7%	5.7%	7.2%
% of completed treatments indicating that PAR score was taken (year to date)	181	184	98.4%	57.4%	58.9%
Rate of removable appliances per 100 fixed appliances - proposed treatment (rolling 12 month period)	0	2	0.00	5.12	5.66
Rate of removable appliances per 100 fixed appliances - completed treatment (rolling 12 month period)	0	0	N/A	3.86	4.88
% of courses of treatment with removable appliances only - proposed treatment (rolling 12 month period)	0	337	0.0%	1.8%	2.1%
% of courses of treatment with removable appliances only - completed treatment (rolling 12 month period)	0	391	0.0%	1.6%	1.5%
% of patients satisfied with the treatment they have received (rolling 12 month period)	9	9	100.0%	96.0%	95.7%

\* Figures in italics indicate that the base number is less than 100.

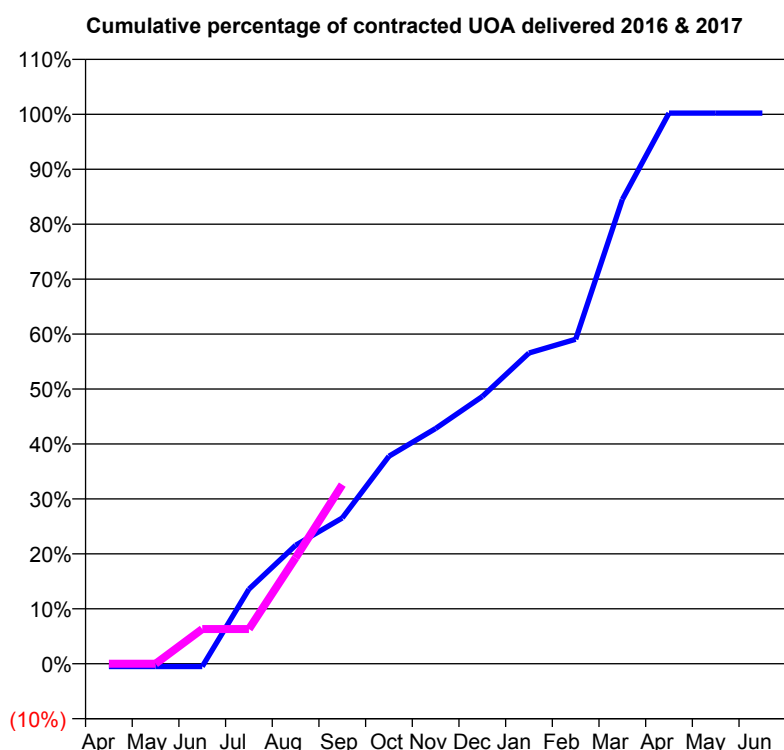
**Q68 - Vital Signs Orthodontic At a Glance Contract Report for 222127/0004 - September 2016**

Name or company name	MR NP WALDRON
Contract type name	PDS Contract
Purpose of contract	Orthodontic
Contract start date	01/04/2011
Contract end date	31/03/2018

16/17 Contracted general activity (UDA)	0
Carry forward general activity (UDA)	0
16/17 Contracted orthodontic activity (UOA)	5,069
Carry forward orthodontic activity (UOA)	0
Baseline contract value	£328,665.71

**ACCESS**

	Contract	England and Wales
24 month ratio of assessments to patient IDs	1.01	1.10

**ACTIVITY**


Month	Adjusted Scheduled Activity (UOA)	
	2016	2017
April	-26	0
May	-26	0
June	-26	321
July	688	321
August	1,093	977
September	1,345	1,653
October	1,915	
November	2,170	
December	2,466	
January	2,867	
February	2,993	
March	4,282	
April	5,080	
May	5,080	
June	5,080	

**QUALITY**

	Contract Quantity	Contract Base Number	Contract *	Region	England
% of all assessments that were assess and fit appliances (rolling 12 month period)	256	289	88.6%	55.3%	54.1%
% of all assessments that were assess and refuse (rolling 12 month period)	13	289	4.5%	11.5%	12.4%
% of all assessments that were assess and review (rolling 12 month period)	20	289	6.9%	33.2%	33.5%
% of terminated courses where treatment was abandoned or discontinued (rolling 12 month period)	0	48	0.0%	5.7%	7.2%
% of completed treatments indicating that PAR score was taken (year to date)	21	22	95.5%	57.4%	58.9%
Rate of removable appliances per 100 fixed appliances - proposed treatment (rolling 12 month period)	4	508	0.79	5.12	5.66
Rate of removable appliances per 100 fixed appliances - completed treatment (rolling 12 month period)	1	94	1.06	3.86	4.88
% of courses of treatment with removable appliances only - proposed treatment (rolling 12 month period)	1	256	0.4%	1.8%	2.1%
% of courses of treatment with removable appliances only - completed treatment (rolling 12 month period)	0	48	0.0%	1.6%	1.5%
% of patients satisfied with the treatment they have received (rolling 12 month period)	0	0	N/A	96.0%	95.7%

\* Figures in italics indicate that the base number is less than 100.

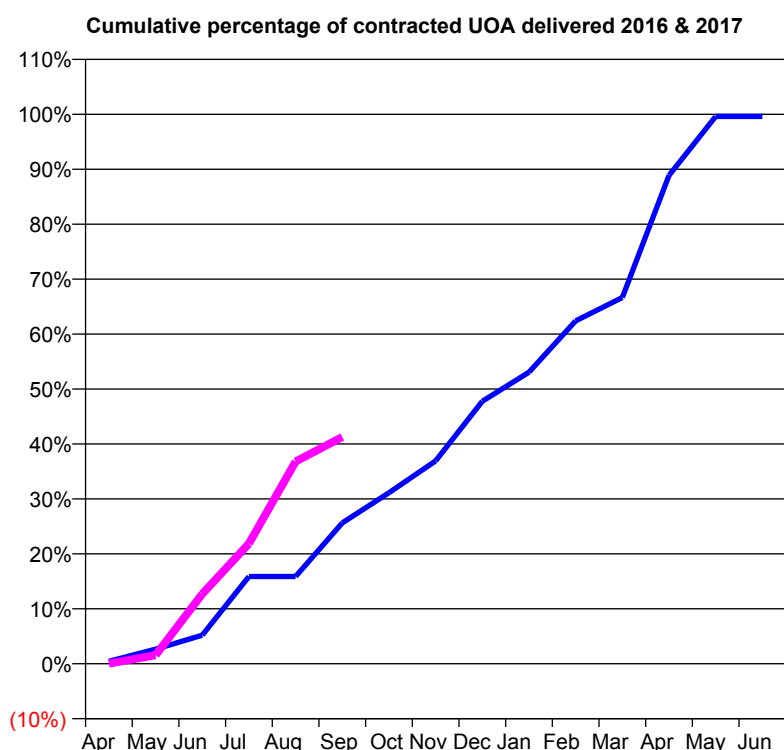
**Q68 - Vital Signs Orthodontic At a Glance Contract Report for 241296/0002 - September 2016**

Name or company name	MRS SK TIBBLE
Contract type name	PDS Contract
Purpose of contract	Orthodontic
Contract start date	01/11/2007
Contract end date	31/03/2018

16/17 Contracted general activity (UDA)	0
Carry forward general activity (UDA)	0
16/17 Contracted orthodontic activity (UOA)	3,623
Carry forward orthodontic activity (UOA)	0
Baseline contract value	£248,064.50

**ACCESS**

	Contract	England and Wales
24 month ratio of assessments to patient IDs	1.28	1.10

**ACTIVITY**


Month	Adjusted Scheduled Activity (UOA)	
	2016	2017
April	16	1
May	96	57
June	189	460
July	575	793
August	575	1,333
September	929	1,495
October	1,128	
November	1,338	
December	1,731	
January	1,922	
February	2,261	
March	2,415	
April	3,220	
May	3,609	
June	3,609	

**QUALITY**

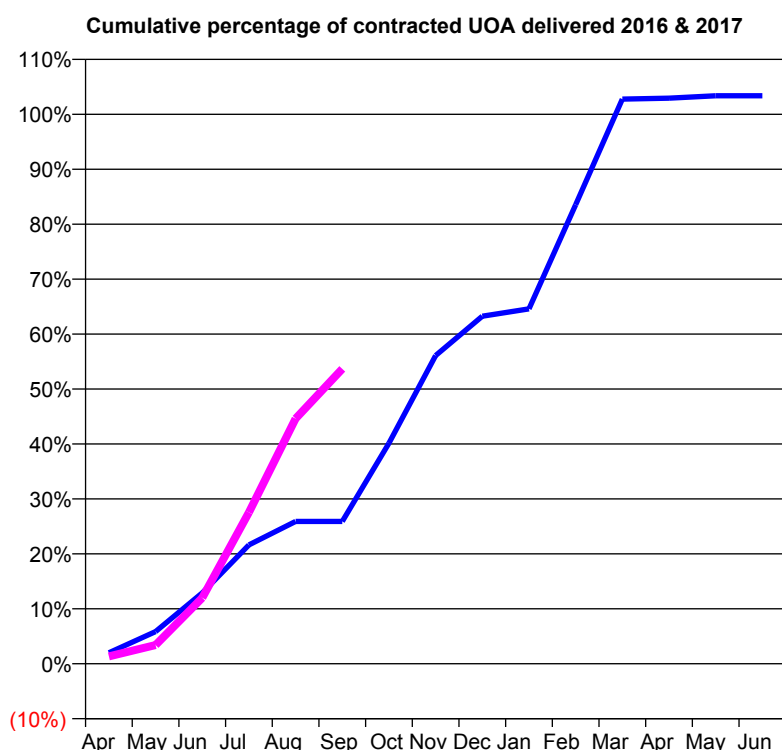
	Contract Quantity	Contract Base Number	Contract *	Region	England
% of all assessments that were assess and fit appliances (rolling 12 month period)	189	568	33.3%	55.3%	54.1%
% of all assessments that were assess and refuse (rolling 12 month period)	73	568	12.9%	11.5%	12.4%
% of all assessments that were assess and review (rolling 12 month period)	306	568	53.9%	33.2%	33.5%
% of terminated courses where treatment was abandoned or discontinued (rolling 12 month period)	1	134	0.7%	5.7%	7.2%
% of completed treatments indicating that PAR score was taken (year to date)	41	64	64.1%	57.4%	58.9%
Rate of removable appliances per 100 fixed appliances - proposed treatment (rolling 12 month period)	29	361	8.03	5.12	5.66
Rate of removable appliances per 100 fixed appliances - completed treatment (rolling 12 month period)	25	243	10.29	3.86	4.88
% of courses of treatment with removable appliances only - proposed treatment (rolling 12 month period)	7	189	3.7%	1.8%	2.1%
% of courses of treatment with removable appliances only - completed treatment (rolling 12 month period)	5	133	3.8%	1.6%	1.5%
% of patients satisfied with the treatment they have received (rolling 12 month period)	8	8	100.0%	96.0%	95.7%

\* Figures in italics indicate that the base number is less than 100.

**Q68 - Vital Signs Orthodontic At a Glance Contract Report for 263273/0001 - September 2016**

Name or company name	MR AT SMITH	16/17 Contracted general activity (UDA)	0
Contract type name	PDS Contract	Carry forward general activity (UDA)	0
Purpose of contract	Orthodontic	16/17 Contracted orthodontic activity (UOA)	4,912
Contract start date	01/04/2011	Carry forward orthodontic activity (UOA)	0
Contract end date	31/03/2018	Baseline contract value	£313,041.11

ACCESS	Contract	England and Wales
24 month ratio of assessments to patient IDs	1.04	1.10

**ACTIVITY**


Month	Adjusted Scheduled Activity (UOA)	
	2016	2017
April	98	66
May	288	168
June	633	590
July	1,063	1,354
August	1,273	2,191
September	1,273	2,636
October	1,972	
November	2,755	
December	3,107	
January	3,172	
February	4,103	
March	5,047	
April	5,056	
May	5,077	
June	5,077	

QUALITY	Contract Quantity	Contract Base Number	Contract *	Region	England
% of all assessments that were assess and fit appliances (rolling 12 month period)	297	541	54.9%	55.3%	54.1%
% of all assessments that were assess and refuse (rolling 12 month period)	62	541	11.5%	11.5%	12.4%
% of all assessments that were assess and review (rolling 12 month period)	182	541	33.6%	33.2%	33.5%
% of terminated courses where treatment was abandoned or discontinued (rolling 12 month period)	6	161	3.7%	5.7%	7.2%
% of completed treatments indicating that PAR score was taken (year to date)	47	67	<i>70.1%</i>	57.4%	58.9%
Rate of removable appliances per 100 fixed appliances - proposed treatment (rolling 12 month period)	16	549	2.91	5.12	5.66
Rate of removable appliances per 100 fixed appliances - completed treatment (rolling 12 month period)	13	297	4.38	3.86	4.88
% of courses of treatment with removable appliances only - proposed treatment (rolling 12 month period)	5	297	1.7%	1.8%	2.1%
% of courses of treatment with removable appliances only - completed treatment (rolling 12 month period)	4	155	2.6%	1.6%	1.5%
% of patients satisfied with the treatment they have received (rolling 12 month period)	13	13	<i>100.0%</i>	96.0%	95.7%

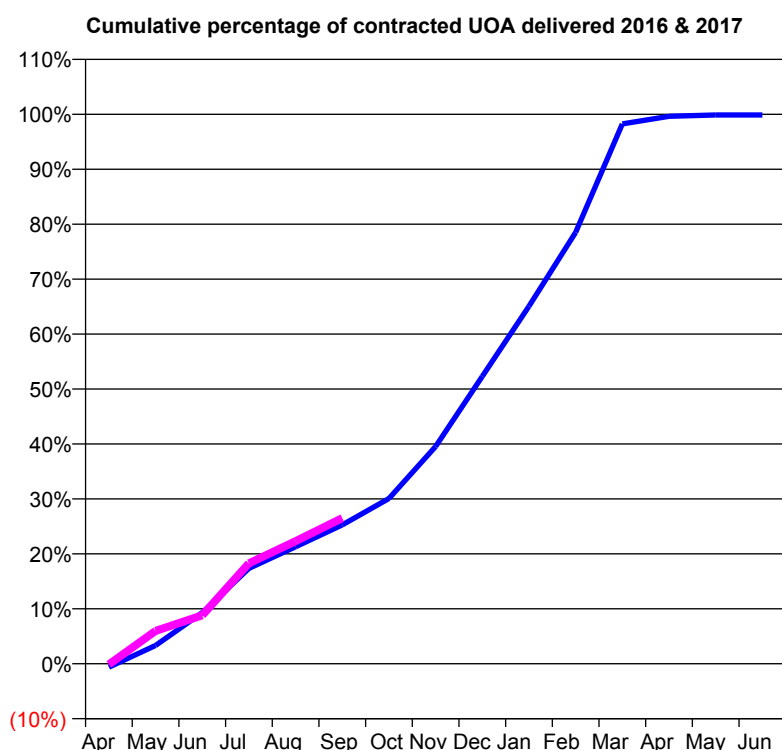
\* Figures in italics indicate that the base number is less than 100.



**Q68 - Vital Signs Orthodontic At a Glance Contract Report for 310328/0002 - September 2016**

Name or company name	MR JY LIU	16/17 Contracted general activity (UDA)	0
Contract type name	PDS Contract	Carry forward general activity (UDA)	0
Purpose of contract	Orthodontic	16/17 Contracted orthodontic activity (UOA)	3,206
Contract start date	01/04/2011	Carry forward orthodontic activity (UOA)	4
Contract end date	31/03/2018	Baseline contract value	£207,871.81

ACCESS	Contract	England and Wales
24 month ratio of assessments to patient IDs	1.04	1.10

**ACTIVITY**


Month	Adjusted Scheduled Activity (UOA)	
	2016	2017
April	-21	-4
May	107	192
June	298	283
July	557	586
August	683	715
September	810	850
October	964	
November	1,268	
December	1,677	
January	2,086	
February	2,517	
March	3,150	
April	3,194	
May	3,202	
June	3,202	

QUALITY	Contract Quantity	Contract Base Number	Contract *	Region	England
% of all assessments that were assess and fit appliances (rolling 12 month period)	151	260	58.1%	55.3%	54.1%
% of all assessments that were assess and refuse (rolling 12 month period)	24	260	9.2%	11.5%	12.4%
% of all assessments that were assess and review (rolling 12 month period)	85	260	32.7%	33.2%	33.5%
% of terminated courses where treatment was abandoned or discontinued (rolling 12 month period)	8	111	7.2%	5.7%	7.2%
% of completed treatments indicating that PAR score was taken (year to date)	55	57	96.5%	57.4%	58.9%
Rate of removable appliances per 100 fixed appliances - proposed treatment (rolling 12 month period)	47	295	15.93	5.12	5.66
Rate of removable appliances per 100 fixed appliances - completed treatment (rolling 12 month period)	34	196	17.35	3.86	4.88
% of courses of treatment with removable appliances only - proposed treatment (rolling 12 month period)	2	151	1.3%	1.8%	2.1%
% of courses of treatment with removable appliances only - completed treatment (rolling 12 month period)	3	103	2.9%	1.6%	1.5%
% of patients satisfied with the treatment they have received (rolling 12 month period)	4	4	100.0%	96.0%	95.7%

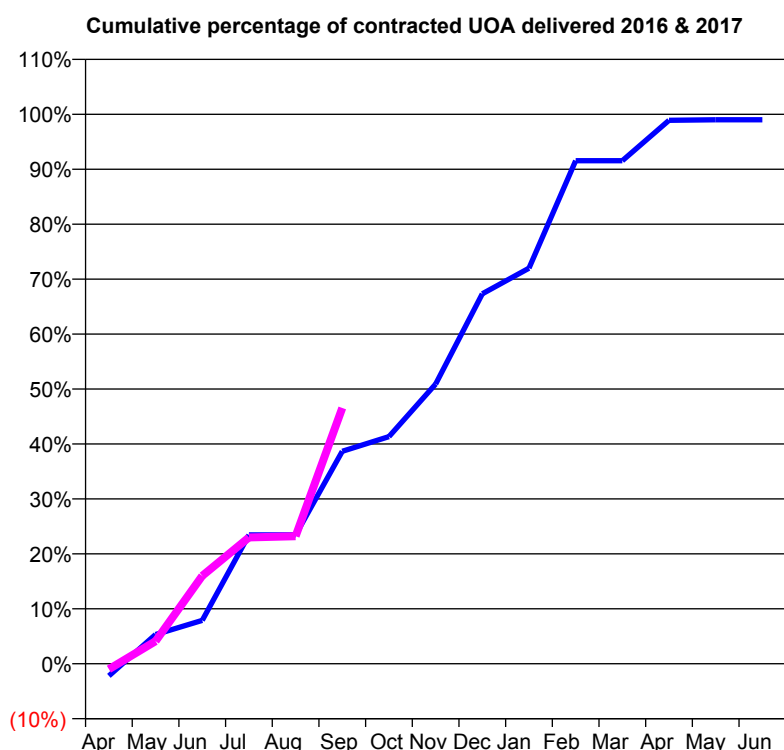
\* Figures in italics indicate that the base number is less than 100.

**Q68 - Vital Signs Orthodontic At a Glance Contract Report for 320684/0002 - September 2016**

Name or company name	MRS CJ PRITCHARD
Contract type name	PDS Contract
Purpose of contract	Orthodontic
Contract start date	01/04/2011
Contract end date	31/03/2018

16/17 Contracted general activity (UDA)	0
Carry forward general activity (UDA)	0
16/17 Contracted orthodontic activity (UOA)	900
Carry forward orthodontic activity (UOA)	9
Baseline contract value	£58,354.53

ACCESS	Contract	England and Wales
24 month ratio of assessments to patient IDs	1.12	1.10

**ACTIVITY**


Month	Adjusted Scheduled Activity (UOA)	
	2016	2017
April	-20	-9
May	48	37
June	71	144
July	211	207
August	211	209
September	348	419
October	372	
November	458	
December	606	
January	648	
February	824	
March	824	
April	890	
May	891	
June	891	

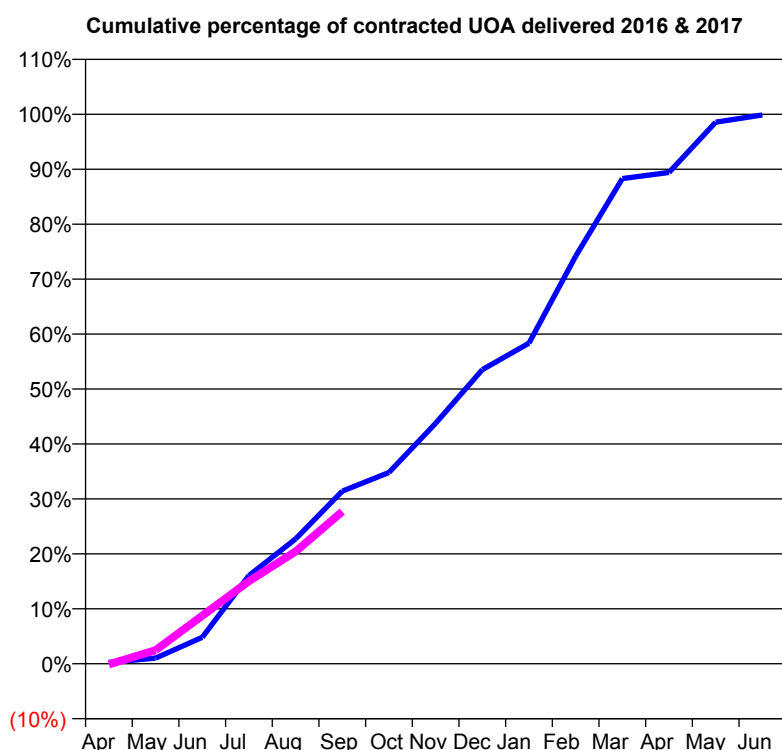
QUALITY	Contract Quantity	Contract Base Number	Contract *	Region	England
% of all assessments that were assess and fit appliances (rolling 12 month period)	45	73	61.6%	55.3%	54.1%
% of all assessments that were assess and refuse (rolling 12 month period)	2	73	2.7%	11.5%	12.4%
% of all assessments that were assess and review (rolling 12 month period)	26	73	35.6%	33.2%	33.5%
% of terminated courses where treatment was abandoned or discontinued (rolling 12 month period)	4	48	8.3%	5.7%	7.2%
% of completed treatments indicating that PAR score was taken (year to date)	23	23	100.0%	57.4%	58.9%
Rate of removable appliances per 100 fixed appliances - proposed treatment (rolling 12 month period)	3	88	3.41	5.12	5.66
Rate of removable appliances per 100 fixed appliances - completed treatment (rolling 12 month period)	0	2	0.00	3.86	4.88
% of courses of treatment with removable appliances only - proposed treatment (rolling 12 month period)	1	45	2.2%	1.8%	2.1%
% of courses of treatment with removable appliances only - completed treatment (rolling 12 month period)	0	44	0.0%	1.6%	1.5%
% of patients satisfied with the treatment they have received (rolling 12 month period)	1	1	100.0%	96.0%	95.7%

\* Figures in italics indicate that the base number is less than 100.

**Q68 - Vital Signs Orthodontic At a Glance Contract Report for 331465/0002 - September 2016**

Name or company name	MISS SK TOPPING	16/17 Contracted general activity (UDA)	0
Contract type name	PDS Contract	Carry forward general activity (UDA)	0
Purpose of contract	Orthodontic	16/17 Contracted orthodontic activity (UOA)	6,474
Contract start date	01/04/2011	Carry forward orthodontic activity (UOA)	8
Contract end date	31/03/2018	Baseline contract value	£419,763.60

ACCESS	Contract	England and Wales
24 month ratio of assessments to patient IDs	1.04	1.10

**ACTIVITY**


Month	Adjusted Scheduled Activity (UOA)	
	2016	2017
April	17	-8
May	66	160
June	312	567
July	1,040	974
August	1,472	1,322
September	2,034	1,793
October	2,253	
November	2,833	
December	3,465	
January	3,778	
February	4,802	
March	5,717	
April	5,788	
May	6,381	
June	6,466	

**QUALITY**

	Contract Quantity	Contract Base Number	Contract *	Region	England
% of all assessments that were assess and fit appliances (rolling 12 month period)	300	595	50.4%	55.3%	54.1%
% of all assessments that were assess and refuse (rolling 12 month period)	84	595	14.1%	11.5%	12.4%
% of all assessments that were assess and review (rolling 12 month period)	211	595	35.5%	33.2%	33.5%
% of terminated courses where treatment was abandoned or discontinued (rolling 12 month period)	41	292	14.0%	5.7%	7.2%
% of completed treatments indicating that PAR score was taken (year to date)	47	122	38.5%	57.4%	58.9%
Rate of removable appliances per 100 fixed appliances - proposed treatment (rolling 12 month period)	42	522	8.05	5.12	5.66
Rate of removable appliances per 100 fixed appliances - completed treatment (rolling 12 month period)	34	445	7.64	3.86	4.88
% of courses of treatment with removable appliances only - proposed treatment (rolling 12 month period)	28	300	9.3%	1.8%	2.1%
% of courses of treatment with removable appliances only - completed treatment (rolling 12 month period)	14	251	5.6%	1.6%	1.5%
% of patients satisfied with the treatment they have received (rolling 12 month period)	4	5	80.0%	96.0%	95.7%

\* Figures in italics indicate that the base number is less than 100.

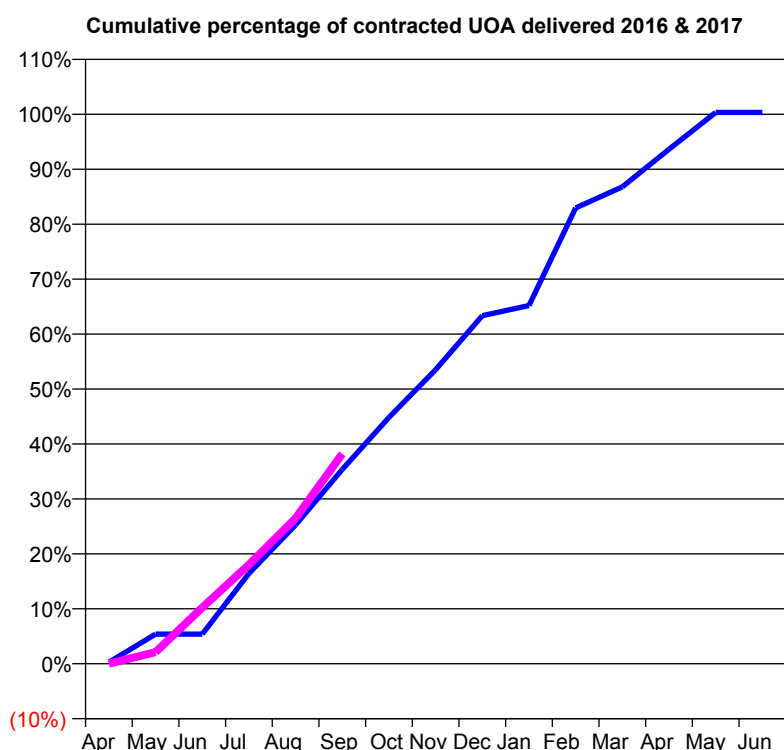
**Q68 - Vital Signs Orthodontic At a Glance Contract Report for 635677/0001 - September 2016**

Name or company name	MISS JM EDWARDS
Contract type name	PDS Contract
Purpose of contract	Orthodontic
Contract start date	01/04/2006
Contract end date	31/03/2018

16/17 Contracted general activity (UDA)	0
Carry forward general activity (UDA)	0
16/17 Contracted orthodontic activity (UOA)	2,500
Carry forward orthodontic activity (UOA)	0
Baseline contract value	£164,127.88

**ACCESS**

	Contract	England and Wales
24 month ratio of assessments to patient IDs	1.03	1.10

**ACTIVITY**


Month	Adjusted Scheduled Activity (UOA)	
	2016	2017
April	7	0
May	135	53
June	135	256
July	411	451
August	632	662
September	884	955
October	1,121	
November	1,338	
December	1,584	
January	1,630	
February	2,074	
March	2,170	
April	2,341	
May	2,508	
June	2,508	

**QUALITY**

	Contract Quantity	Contract Base Number	Contract *	Region	England
% of all assessments that were assess and fit appliances (rolling 12 month period)	121	233	51.9%	55.3%	54.1%
% of all assessments that were assess and refuse (rolling 12 month period)	24	233	10.3%	11.5%	12.4%
% of all assessments that were assess and review (rolling 12 month period)	88	233	37.8%	33.2%	33.5%
% of terminated courses where treatment was abandoned or discontinued (rolling 12 month period)	1	98	1.0%	5.7%	7.2%
% of completed treatments indicating that PAR score was taken (year to date)	21	47	44.7%	57.4%	58.9%
Rate of removable appliances per 100 fixed appliances - proposed treatment (rolling 12 month period)	1	0	N/A	5.12	5.66
Rate of removable appliances per 100 fixed appliances - completed treatment (rolling 12 month period)	5	163	3.07	3.86	4.88
% of courses of treatment with removable appliances only - proposed treatment (rolling 12 month period)	1	121	0.8%	1.8%	2.1%
% of courses of treatment with removable appliances only - completed treatment (rolling 12 month period)	3	97	3.1%	1.6%	1.5%
% of patients satisfied with the treatment they have received (rolling 12 month period)	4	4	100.0%	96.0%	95.7%

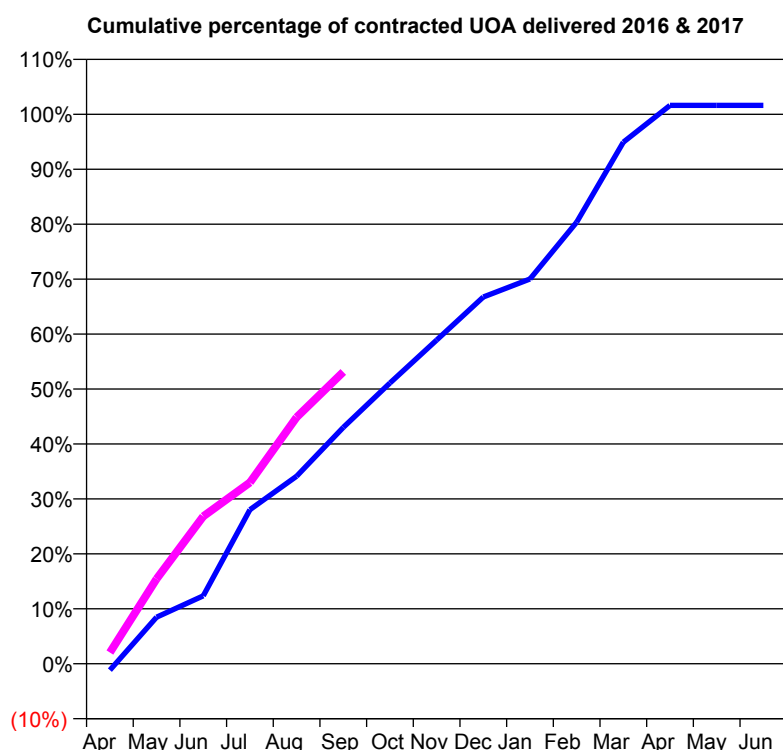
\* Figures in italics indicate that the base number is less than 100.

**Q68 - Vital Signs Orthodontic At a Glance Contract Report for 656968/0002 - September 2016**

Name or company name	MRS VJ DIXON	16/17 Contracted general activity (UDA)	0
Contract type name	PDS Contract	Carry forward general activity (UDA)	0
Purpose of contract	Orthodontic	16/17 Contracted orthodontic activity (UOA)	4,097
Contract start date	01/04/2006	Carry forward orthodontic activity (UOA)	0
Contract end date	31/03/2018	Baseline contract value	£273,471.55

**ACCESS**

	Contract	England and Wales
24 month ratio of assessments to patient IDs	1.21	1.10

**ACTIVITY**


Month	Adjusted Scheduled Activity (UOA)	
	2016	2017
April	-48	84
May	347	633
June	507	1,099
July	1,149	1,352
August	1,398	1,837
September	1,762	2,176
October	2,094	
November	2,414	
December	2,735	
January	2,869	
February	3,293	
March	3,889	
April	4,163	
May	4,163	
June	4,163	

**QUALITY**

	Contract Quantity	Contract Base Number	Contract *	Region	England
% of all assessments that were assess and fit appliances (rolling 12 month period)	221	280	78.9%	55.3%	54.1%
% of all assessments that were assess and refuse (rolling 12 month period)	6	280	2.1%	11.5%	12.4%
% of all assessments that were assess and review (rolling 12 month period)	53	280	18.9%	33.2%	33.5%
% of terminated courses where treatment was abandoned or discontinued (rolling 12 month period)	4	188	2.1%	5.7%	7.2%
% of completed treatments indicating that PAR score was taken (year to date)	103	107	96.3%	57.4%	58.9%
Rate of removable appliances per 100 fixed appliances - proposed treatment (rolling 12 month period)	26	434	5.99	5.12	5.66
Rate of removable appliances per 100 fixed appliances - completed treatment (rolling 12 month period)	23	351	6.55	3.86	4.88
% of courses of treatment with removable appliances only - proposed treatment (rolling 12 month period)	3	221	1.4%	1.8%	2.1%
% of courses of treatment with removable appliances only - completed treatment (rolling 12 month period)	5	184	2.7%	1.6%	1.5%
% of patients satisfied with the treatment they have received (rolling 12 month period)	5	5	100.0%	96.0%	95.7%

\* Figures in italics indicate that the base number is less than 100.

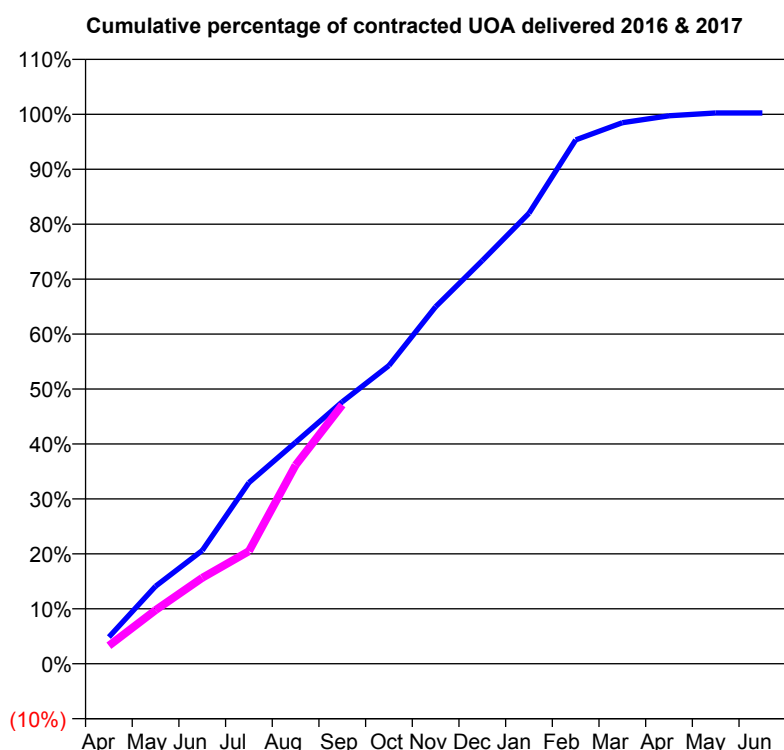
**Q68 - Vital Signs Orthodontic At a Glance Contract Report for 677256/0001 - September 2016**

Name or company name	MR GT WYNNE-HUGHES
Contract type name	PDS Contract
Purpose of contract	Orthodontic
Contract start date	01/04/2006
Contract end date	31/03/2026

16/17 Contracted general activity (UDA)	0
Carry forward general activity (UDA)	0
16/17 Contracted orthodontic activity (UOA)	13,141
Carry forward orthodontic activity (UOA)	0
Baseline contract value	£866,632.48

**ACCESS**

	Contract	England and Wales
24 month ratio of assessments to patient IDs	1.07	1.10

**ACTIVITY**


Month	Adjusted Scheduled Activity (UOA)	
	2016	2017
April	640	433
May	1,854	1,282
June	2,708	2,055
July	4,333	2,692
August	5,295	4,750
September	6,264	6,192
October	7,131	
November	8,537	
December	9,643	
January	10,775	
February	12,527	
March	12,939	
April	13,105	
May	13,173	
June	13,173	

**QUALITY**

	Contract Quantity	Contract Base Number	Contract *	Region	England
% of all assessments that were assess and fit appliances (rolling 12 month period)	603	1,334	45.2%	55.3%	54.1%
% of all assessments that were assess and refuse (rolling 12 month period)	135	1,334	10.1%	11.5%	12.4%
% of all assessments that were assess and review (rolling 12 month period)	596	1,334	44.7%	33.2%	33.5%
% of terminated courses where treatment was abandoned or discontinued (rolling 12 month period)	29	667	4.3%	5.7%	7.2%
% of completed treatments indicating that PAR score was taken (year to date)	287	320	89.7%	57.4%	58.9%
Rate of removable appliances per 100 fixed appliances - proposed treatment (rolling 12 month period)	30	1,167	2.57	5.12	5.66
Rate of removable appliances per 100 fixed appliances - completed treatment (rolling 12 month period)	42	1,207	3.48	3.86	4.88
% of courses of treatment with removable appliances only - proposed treatment (rolling 12 month period)	14	603	2.3%	1.8%	2.1%
% of courses of treatment with removable appliances only - completed treatment (rolling 12 month period)	16	638	2.5%	1.6%	1.5%
% of patients satisfied with the treatment they have received (rolling 12 month period)	14	14	100.0%	96.0%	95.7%

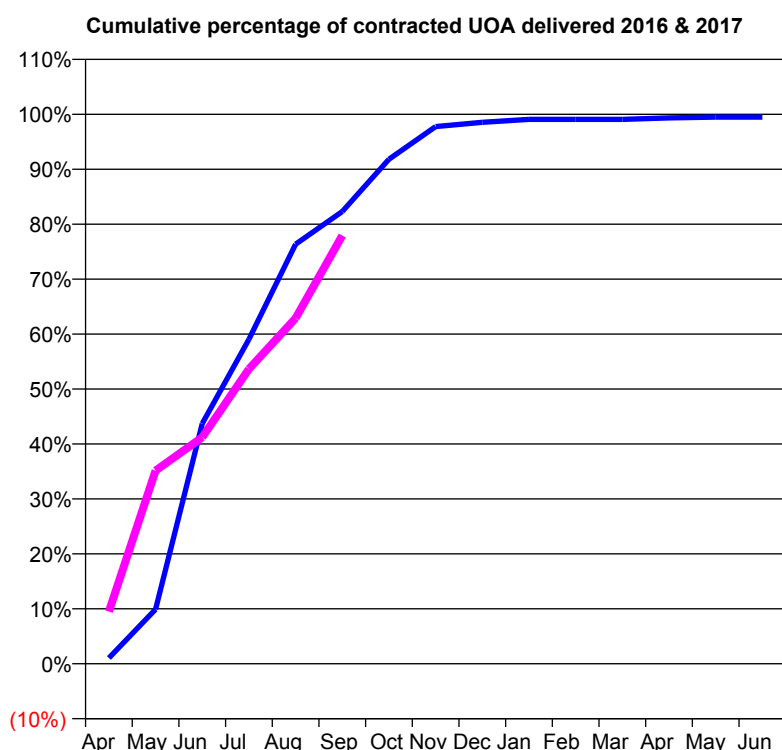
\* Figures in italics indicate that the base number is less than 100.

**Q68 - Vital Signs Orthodontic At a Glance Contract Report for 729175/0002 - September 2016**

Name or company name	MR LD MURRAY
Contract type name	PDS Contract
Purpose of contract	Orthodontic
Contract start date	01/04/2006
Contract end date	31/03/2018

16/17 Contracted general activity (UDA)	0
Carry forward general activity (UDA)	0
16/17 Contracted orthodontic activity (UOA)	757
Carry forward orthodontic activity (UOA)	4
Baseline contract value	£49,173.55

ACCESS	Contract	England and Wales
24 month ratio of assessments to patient IDs	1.07	1.10

**ACTIVITY**


Month	Adjusted Scheduled Activity (UOA)	
	2016	2017
April	8	72
May	75	266
June	331	312
July	447	406
August	578	476
September	623	590
October	695	
November	740	
December	746	
January	750	
February	750	
March	750	
April	752	
May	753	
June	753	

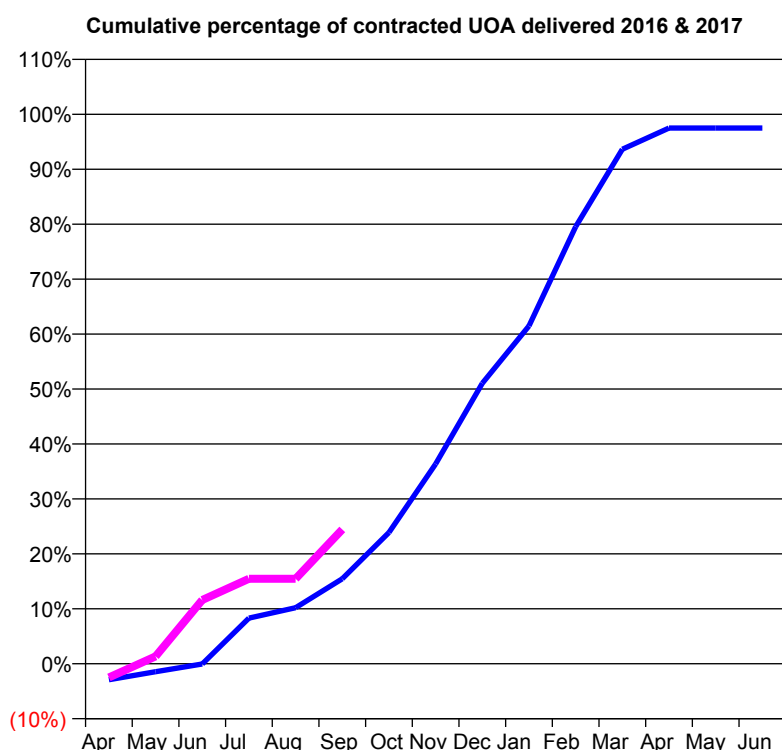
QUALITY	Contract Quantity	Contract Base Number	Contract *	Region	England
% of all assessments that were assess and fit appliances (rolling 12 month period)	32	99	32.3%	55.3%	54.1%
% of all assessments that were assess and refuse (rolling 12 month period)	37	99	37.4%	11.5%	12.4%
% of all assessments that were assess and review (rolling 12 month period)	30	99	30.3%	33.2%	33.5%
% of terminated courses where treatment was abandoned or discontinued (rolling 12 month period)	4	30	13.3%	5.7%	7.2%
% of completed treatments indicating that PAR score was taken (year to date)	9	10	90.0%	57.4%	58.9%
Rate of removable appliances per 100 fixed appliances - proposed treatment (rolling 12 month period)	6	54	11.11	5.12	5.66
Rate of removable appliances per 100 fixed appliances - completed treatment (rolling 12 month period)	4	46	8.70	3.86	4.88
% of courses of treatment with removable appliances only - proposed treatment (rolling 12 month period)	1	32	3.1%	1.8%	2.1%
% of courses of treatment with removable appliances only - completed treatment (rolling 12 month period)	1	26	3.8%	1.6%	1.5%
% of patients satisfied with the treatment they have received (rolling 12 month period)	0	0	N/A	96.0%	95.7%

\* Figures in italics indicate that the base number is less than 100.

**Q68 - Vital Signs Orthodontic At a Glance Contract Report for 729809/0003 - September 2016**

Name or company name	MR MR SWAN	16/17 Contracted general activity (UDA)	0
Contract type name	PDS Contract	Carry forward general activity (UDA)	0
Purpose of contract	Orthodontic	16/17 Contracted orthodontic activity (UOA)	1,636
Contract start date	01/04/2011	Carry forward orthodontic activity (UOA)	41
Contract end date	31/03/2018	Baseline contract value	£101,988.82

ACCESS	Contract	England and Wales
24 month ratio of assessments to patient IDs	1.17	1.10

**ACTIVITY**


Month	Adjusted Scheduled Activity (UOA)	
	2016	2017
April	-48	-41
May	-24	22
June	-1	190
July	136	253
August	167	253
September	253	400
October	391	
November	595	
December	835	
January	1,006	
February	1,301	
March	1,532	
April	1,595	
May	1,595	
June	1,595	

QUALITY	Contract Quantity	Contract Base Number	Contract *	Region	England
% of all assessments that were assess and fit appliances (rolling 12 month period)	88	110	80.0%	55.3%	54.1%
% of all assessments that were assess and refuse (rolling 12 month period)	6	110	5.5%	11.5%	12.4%
% of all assessments that were assess and review (rolling 12 month period)	16	110	14.5%	33.2%	33.5%
% of terminated courses where treatment was abandoned or discontinued (rolling 12 month period)	4	20	20.0%	5.7%	7.2%
% of completed treatments indicating that PAR score was taken (year to date)	0	0	N/A	57.4%	58.9%
Rate of removable appliances per 100 fixed appliances - proposed treatment (rolling 12 month period)	7	71	9.86	5.12	5.66
Rate of removable appliances per 100 fixed appliances - completed treatment (rolling 12 month period)	0	18	0.00	3.86	4.88
% of courses of treatment with removable appliances only - proposed treatment (rolling 12 month period)	6	88	6.8%	1.8%	2.1%
% of courses of treatment with removable appliances only - completed treatment (rolling 12 month period)	0	16	0.0%	1.6%	1.5%
% of patients satisfied with the treatment they have received (rolling 12 month period)	0	0	N/A	96.0%	95.7%

\* Figures in italics indicate that the base number is less than 100.

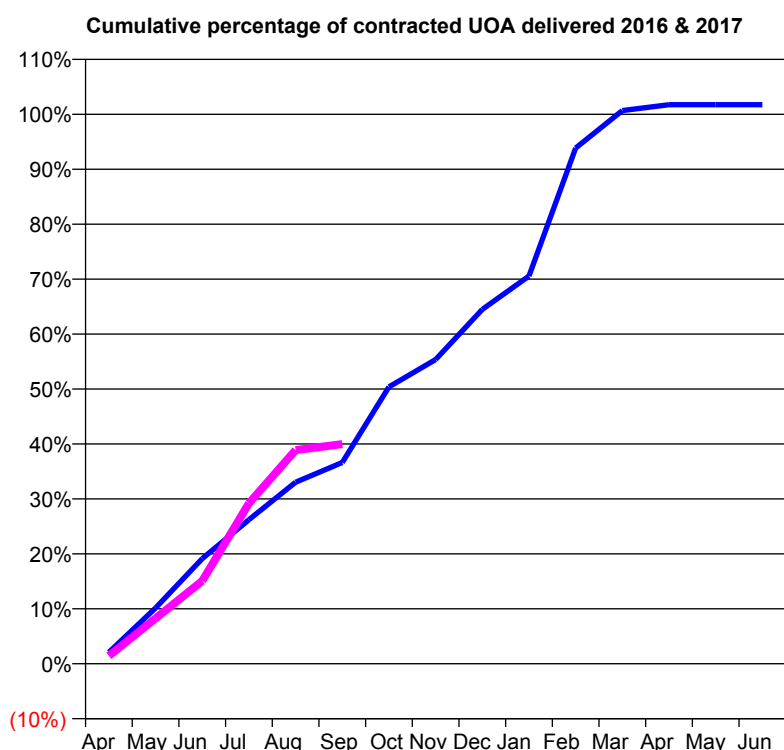


**Q68 - Vital Signs Orthodontic At a Glance Contract Report for 742856/0001 - September 2016**

Name or company name	MRS MA YATES
Contract type name	PDS Contract
Purpose of contract	Orthodontic
Contract start date	01/04/2006
Contract end date	31/03/2018

16/17 Contracted general activity (UDA)	0
Carry forward general activity (UDA)	0
16/17 Contracted orthodontic activity (UOA)	1,949
Carry forward orthodontic activity (UOA)	0
Baseline contract value	£129,286.45

ACCESS	Contract	England and Wales
24 month ratio of assessments to patient IDs	1.08	1.10

**ACTIVITY**


Month	Adjusted Scheduled Activity (UOA)	
	2016	2017
April	41	28
May	198	161
June	373	294
July	511	569
August	644	758
September	714	779
October	982	
November	1,079	
December	1,257	
January	1,375	
February	1,829	
March	1,962	
April	1,983	
May	1,983	
June	1,983	

QUALITY	Contract Quantity	Contract Base Number	Contract *	Region	England
% of all assessments that were assess and fit appliances (rolling 12 month period)	96	196	49.0%	55.3%	54.1%
% of all assessments that were assess and refuse (rolling 12 month period)	13	196	6.6%	11.5%	12.4%
% of all assessments that were assess and review (rolling 12 month period)	87	196	44.4%	33.2%	33.5%
% of terminated courses where treatment was abandoned or discontinued (rolling 12 month period)	2	98	2.0%	5.7%	7.2%
% of completed treatments indicating that PAR score was taken (year to date)	0	52	0.0%	57.4%	58.9%
Rate of removable appliances per 100 fixed appliances - proposed treatment (rolling 12 month period)	6	180	3.33	5.12	5.66
Rate of removable appliances per 100 fixed appliances - completed treatment (rolling 12 month period)	8	185	4.32	3.86	4.88
% of courses of treatment with removable appliances only - proposed treatment (rolling 12 month period)	5	96	5.2%	1.8%	2.1%
% of courses of treatment with removable appliances only - completed treatment (rolling 12 month period)	3	96	3.1%	1.6%	1.5%
% of patients satisfied with the treatment they have received (rolling 12 month period)	0	0	N/A	96.0%	95.7%

\* Figures in italics indicate that the base number is less than 100.

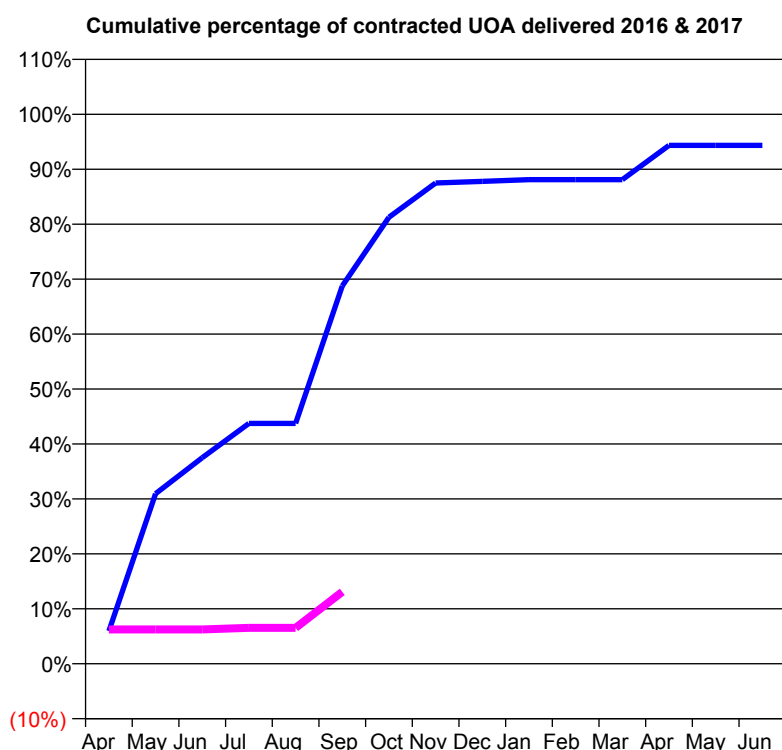
**Q68 - Vital Signs Orthodontic At a Glance Contract Report for 748943/0001 - September 2016**

Name or company name	MR JD BRODERICK
Contract type name	GDS Contract
Purpose of contract	General and Orthodontic
Contract start date	01/04/2006
Contract end date	

16/17 Contracted general activity (UDA)	9,070
Carry forward general activity (UDA)	0
16/17 Contracted orthodontic activity (UOA)	336
Carry forward orthodontic activity (UOA)	0
Baseline contract value	£229,874.55

**ACCESS**

	Contract	England and Wales
24 month ratio of assessments to patient IDs	1.10	1.10

**ACTIVITY**


Month	Adjusted Scheduled Activity (UOA)	
	2016	2017
April	20	21
May	104	21
June	126	21
July	147	22
August	147	22
September	231	44
October	273	
November	294	
December	295	
January	296	
February	296	
March	296	
April	317	
May	317	
June	317	

**QUALITY**

	Contract Quantity	Contract Base Number	Contract *	Region	England
% of all assessments that were assess and fit appliances (rolling 12 month period)	6	10	60.0%	55.3%	54.1%
% of all assessments that were assess and refuse (rolling 12 month period)	2	10	20.0%	11.5%	12.4%
% of all assessments that were assess and review (rolling 12 month period)	2	10	20.0%	33.2%	33.5%
% of terminated courses where treatment was abandoned or discontinued (rolling 12 month period)	0	12	0.0%	5.7%	7.2%
% of completed treatments indicating that PAR score was taken (year to date)	6	6	100.0%	57.4%	58.9%
Rate of removable appliances per 100 fixed appliances - proposed treatment (rolling 12 month period)	0	10	0.00	5.12	5.66
Rate of removable appliances per 100 fixed appliances - completed treatment (rolling 12 month period)	0	22	0.00	3.86	4.88
% of courses of treatment with removable appliances only - proposed treatment (rolling 12 month period)	0	6	0.0%	1.8%	2.1%
% of courses of treatment with removable appliances only - completed treatment (rolling 12 month period)	0	12	0.0%	1.6%	1.5%
% of patients satisfied with the treatment they have received (rolling 12 month period)	1	1	100.0%	96.0%	95.7%

\* Figures in italics indicate that the base number is less than 100.

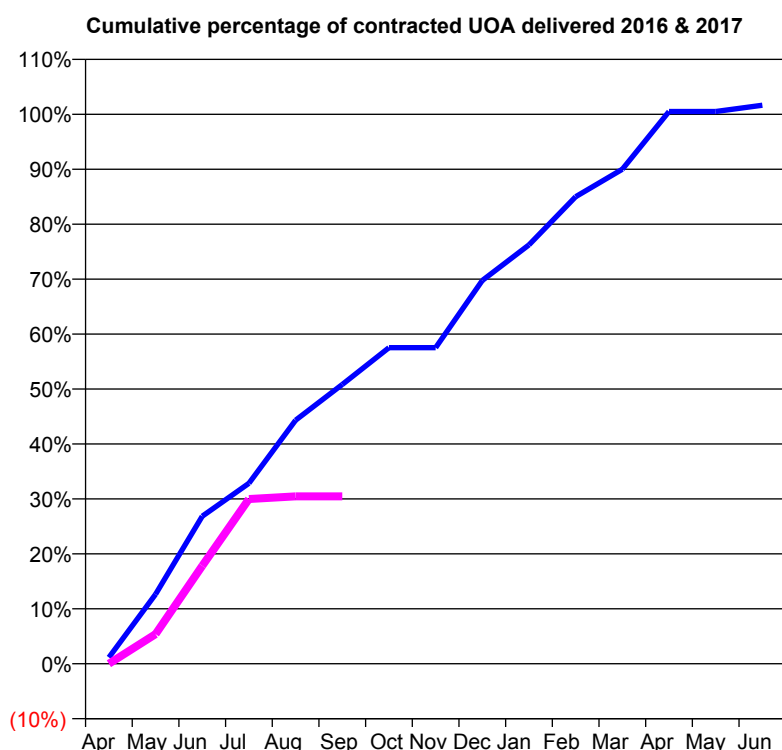
**Q68 - Vital Signs Orthodontic At a Glance Contract Report for 753653/0001 - September 2016**

Name or company name	MISS R GUPTA
Contract type name	PDS Contract
Purpose of contract	Orthodontic
Contract start date	01/04/2006
Contract end date	31/03/2018

16/17 Contracted general activity (UDA)	0
Carry forward general activity (UDA)	0
16/17 Contracted orthodontic activity (UOA)	1,818
Carry forward orthodontic activity (UOA)	0
Baseline contract value	£117,896.49

**ACCESS**

	Contract	England and Wales
24 month ratio of assessments to patient IDs	1.04	1.10

**ACTIVITY**


Month	Adjusted Scheduled Activity (UOA)	
	2016	2017
April	21	0
May	230	98
June	488	324
July	597	545
August	806	554
September	924	554
October	1,046	
November	1,046	
December	1,268	
January	1,386	
February	1,545	
March	1,636	
April	1,827	
May	1,827	
June	1,848	

**QUALITY**

	Contract Quantity	Contract Base Number	Contract *	Region	England
% of all assessments that were assess and fit appliances (rolling 12 month period)	64	253	25.3%	55.3%	54.1%
% of all assessments that were assess and refuse (rolling 12 month period)	64	253	25.3%	11.5%	12.4%
% of all assessments that were assess and review (rolling 12 month period)	125	253	49.4%	33.2%	33.5%
% of terminated courses where treatment was abandoned or discontinued (rolling 12 month period)	5	69	7.2%	5.7%	7.2%
% of completed treatments indicating that PAR score was taken (year to date)	34	34	100.0%	57.4%	58.9%
Rate of removable appliances per 100 fixed appliances - proposed treatment (rolling 12 month period)	4	124	3.23	5.12	5.66
Rate of removable appliances per 100 fixed appliances - completed treatment (rolling 12 month period)	1	124	0.81	3.86	4.88
% of courses of treatment with removable appliances only - proposed treatment (rolling 12 month period)	2	64	3.1%	1.8%	2.1%
% of courses of treatment with removable appliances only - completed treatment (rolling 12 month period)	0	64	0.0%	1.6%	1.5%
% of patients satisfied with the treatment they have received (rolling 12 month period)	2	2	100.0%	96.0%	95.7%

\* Figures in italics indicate that the base number is less than 100.

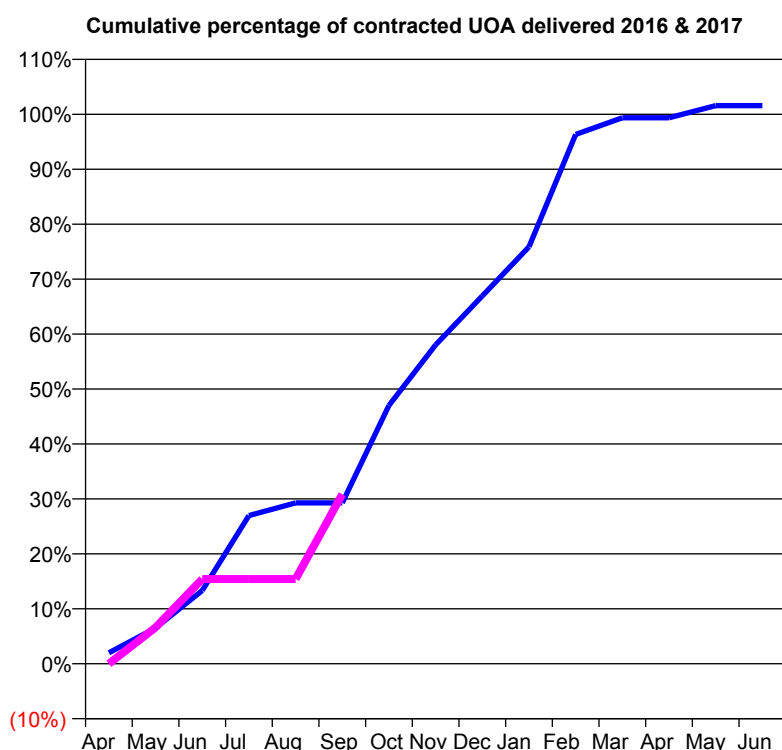
**Q68 - Vital Signs Orthodontic At a Glance Contract Report for 812765/0002 - September 2016**

Name or company name	MISS CP MCGOVERN
Contract type name	PDS Contract
Purpose of contract	Orthodontic
Contract start date	01/04/2011
Contract end date	31/03/2018

16/17 Contracted general activity (UDA)	0
Carry forward general activity (UDA)	0
16/17 Contracted orthodontic activity (UOA)	953
Carry forward orthodontic activity (UOA)	0
Baseline contract value	£61,791.32

**ACCESS**

	Contract	England and Wales
24 month ratio of assessments to patient IDs	1.02	1.10

**ACTIVITY**


Month	Adjusted Scheduled Activity (UOA)	
	2016	2017
April	19	0
May	62	63
June	127	147
July	257	147
August	279	147
September	279	294
October	448	
November	553	
December	638	
January	723	
February	918	
March	947	
April	947	
May	968	
June	968	

**QUALITY**

	Contract Quantity	Contract Base Number	Contract *	Region	England
% of all assessments that were assess and fit appliances (rolling 12 month period)	48	57	84.2%	55.3%	54.1%
% of all assessments that were assess and refuse (rolling 12 month period)	4	57	7.0%	11.5%	12.4%
% of all assessments that were assess and review (rolling 12 month period)	5	57	8.8%	33.2%	33.5%
% of terminated courses where treatment was abandoned or discontinued (rolling 12 month period)	2	36	5.6%	5.7%	7.2%
% of completed treatments indicating that PAR score was taken (year to date)	9	10	90.0%	57.4%	58.9%
Rate of removable appliances per 100 fixed appliances - proposed treatment (rolling 12 month period)	6	90	6.67	5.12	5.66
Rate of removable appliances per 100 fixed appliances - completed treatment (rolling 12 month period)	5	63	7.94	3.86	4.88
% of courses of treatment with removable appliances only - proposed treatment (rolling 12 month period)	3	48	6.3%	1.8%	2.1%
% of courses of treatment with removable appliances only - completed treatment (rolling 12 month period)	2	34	5.9%	1.6%	1.5%
% of patients satisfied with the treatment they have received (rolling 12 month period)	1	1	100.0%	96.0%	95.7%

\* Figures in italics indicate that the base number is less than 100.

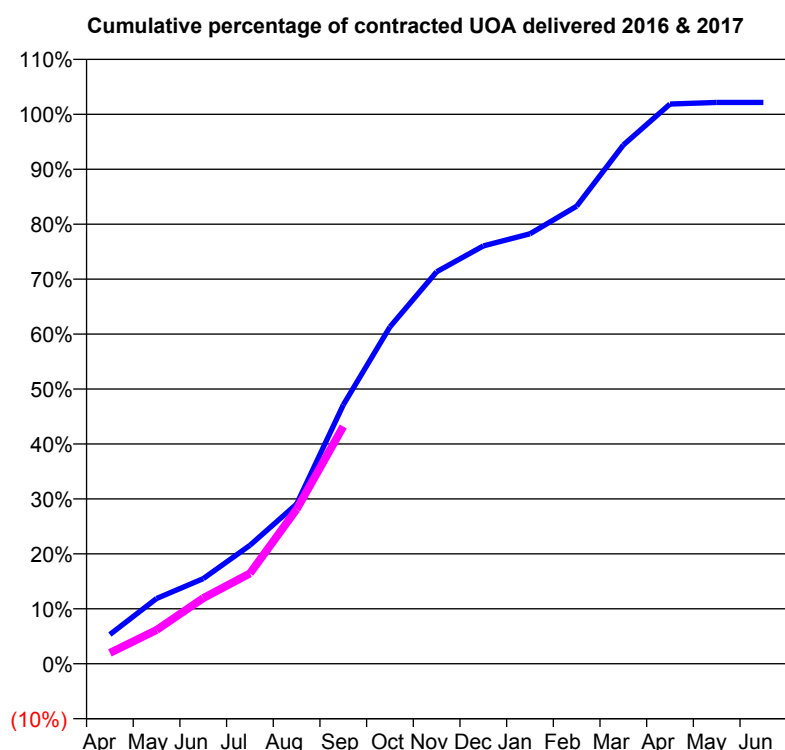
**Q68 - Vital Signs Orthodontic At a Glance Contract Report for 835021/0002 - September 2016**

Name or company name	MR TP MCDONOGH
Contract type name	PDS Contract
Purpose of contract	Orthodontic
Contract start date	01/04/2011
Contract end date	31/03/2018

16/17 Contracted general activity (UDA)	0
Carry forward general activity (UDA)	0
16/17 Contracted orthodontic activity (UOA)	7,589
Carry forward orthodontic activity (UOA)	0
Baseline contract value	£492,058.39

**ACCESS**

	Contract	England and Wales
24 month ratio of assessments to patient IDs	1.13	1.10

**ACTIVITY**


Month	Adjusted Scheduled Activity (UOA)	
	2016	2017
April	404	151
May	901	466
June	1,175	907
July	1,637	1,248
August	2,205	2,134
September	3,575	3,277
October	4,652	
November	5,413	
December	5,770	
January	5,938	
February	6,320	
March	7,164	
April	7,731	
May	7,752	
June	7,752	

**QUALITY**

	Contract Quantity	Contract Base Number	Contract *	Region	England
% of all assessments that were assess and fit appliances (rolling 12 month period)	364	367	99.2%	55.3%	54.1%
% of all assessments that were assess and refuse (rolling 12 month period)	0	367	0.0%	11.5%	12.4%
% of all assessments that were assess and review (rolling 12 month period)	3	367	0.8%	33.2%	33.5%
% of terminated courses where treatment was abandoned or discontinued (rolling 12 month period)	10	288	3.5%	5.7%	7.2%
% of completed treatments indicating that PAR score was taken (year to date)	58	151	38.4%	57.4%	58.9%
Rate of removable appliances per 100 fixed appliances - proposed treatment (rolling 12 month period)	0	28	<i>0.00</i>	5.12	5.66
Rate of removable appliances per 100 fixed appliances - completed treatment (rolling 12 month period)	11	204	5.39	3.86	4.88
% of courses of treatment with removable appliances only - proposed treatment (rolling 12 month period)	0	364	0.0%	1.8%	2.1%
% of courses of treatment with removable appliances only - completed treatment (rolling 12 month period)	7	278	2.5%	1.6%	1.5%
% of patients satisfied with the treatment they have received (rolling 12 month period)	13	13	100.0%	96.0%	95.7%

\* Figures in italics indicate that the base number is less than 100.

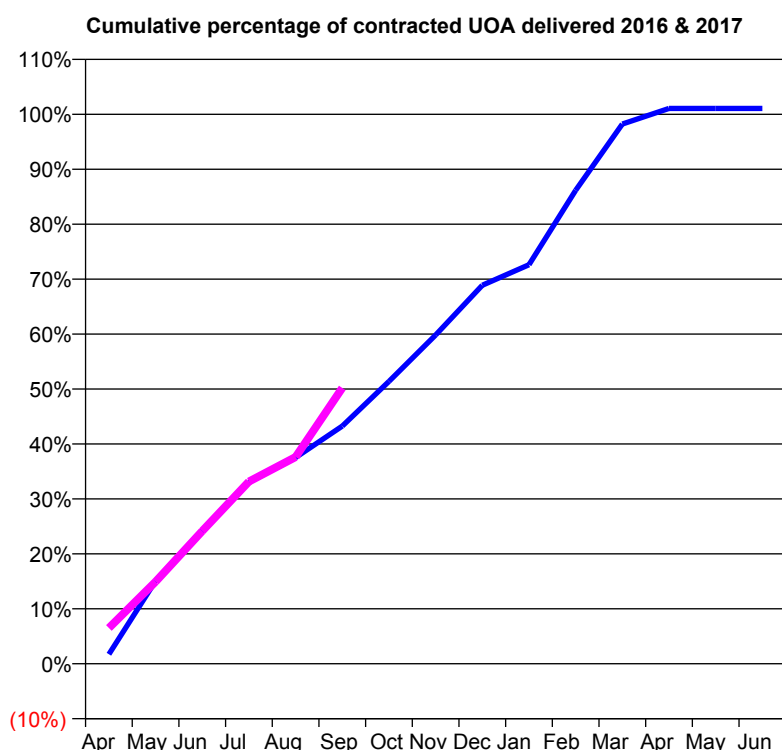
**Q68 - Vital Signs Orthodontic At a Glance Contract Report for 840165/0001 - September 2016**

Name or company name	MR DC BRYAN
Contract type name	PDS Contract
Purpose of contract	Orthodontic
Contract start date	01/04/2006
Contract end date	31/03/2018

16/17 Contracted general activity (UDA)	0
Carry forward general activity (UDA)	0
16/17 Contracted orthodontic activity (UOA)	7,370
Carry forward orthodontic activity (UOA)	0
Baseline contract value	£484,553.40

**ACCESS**

	Contract	England and Wales
24 month ratio of assessments to patient IDs	1.09	1.10

**ACTIVITY**


Month	Adjusted Scheduled Activity (UOA)	
	2016	2017
April	127	480
May	1,111	1,101
June	1,784	1,781
July	2,437	2,444
August	2,766	2,773
September	3,187	3,700
October	3,787	
November	4,409	
December	5,077	
January	5,352	
February	6,350	
March	7,238	
April	7,448	
May	7,448	
June	7,448	

**QUALITY**

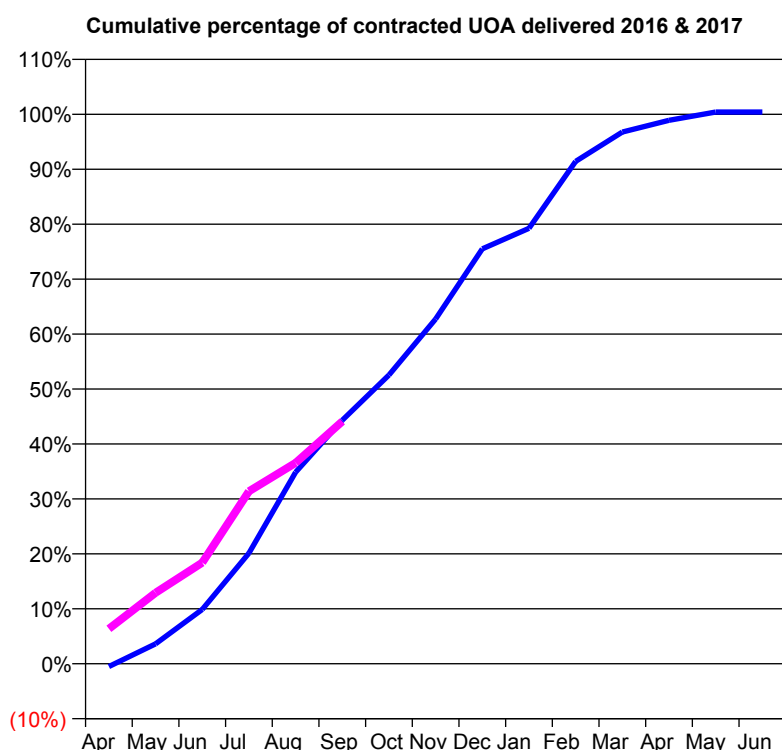
	Contract Quantity	Contract Base Number	Contract *	Region	England
% of all assessments that were assess and fit appliances (rolling 12 month period)	383	522	73.4%	55.3%	54.1%
% of all assessments that were assess and refuse (rolling 12 month period)	77	522	14.8%	11.5%	12.4%
% of all assessments that were assess and review (rolling 12 month period)	62	522	11.9%	33.2%	33.5%
% of terminated courses where treatment was abandoned or discontinued (rolling 12 month period)	28	310	9.0%	5.7%	7.2%
% of completed treatments indicating that PAR score was taken (year to date)	100	132	75.8%	57.4%	58.9%
Rate of removable appliances per 100 fixed appliances - proposed treatment (rolling 12 month period)	148	728	20.33	5.12	5.66
Rate of removable appliances per 100 fixed appliances - completed treatment (rolling 12 month period)	75	508	14.76	3.86	4.88
% of courses of treatment with removable appliances only - proposed treatment (rolling 12 month period)	12	383	3.1%	1.8%	2.1%
% of courses of treatment with removable appliances only - completed treatment (rolling 12 month period)	10	282	3.5%	1.6%	1.5%
% of patients satisfied with the treatment they have received (rolling 12 month period)	7	8	87.5%	96.0%	95.7%

\* Figures in italics indicate that the base number is less than 100.

**Q68 - Vital Signs Orthodontic At a Glance Contract Report for 923044/0001 - September 2016**

Name or company name	MR RM JONES	16/17 Contracted general activity (UDA)	0
Contract type name	PDS Contract	Carry forward general activity (UDA)	0
Purpose of contract	Orthodontic	16/17 Contracted orthodontic activity (UOA)	6,963
Contract start date	01/04/2006	Carry forward orthodontic activity (UOA)	0
Contract end date	31/03/2018	Baseline contract value	£458,130.69

ACCESS	Contract	England and Wales
24 month ratio of assessments to patient IDs	1.06	1.10

**ACTIVITY**


Month	Adjusted Scheduled Activity (UOA)	
	2016	2017
April	-36	443
May	253	900
June	689	1,282
July	1,402	2,185
August	2,427	2,546
September	3,086	3,071
October	3,660	
November	4,369	
December	5,258	
January	5,518	
February	6,367	
March	6,738	
April	6,886	
May	6,991	
June	6,991	

QUALITY	Contract Quantity	Contract Base Number	Contract *	Region	England
% of all assessments that were assess and fit appliances (rolling 12 month period)	334	398	83.9%	55.3%	54.1%
% of all assessments that were assess and refuse (rolling 12 month period)	61	398	15.3%	11.5%	12.4%
% of all assessments that were assess and review (rolling 12 month period)	3	398	0.8%	33.2%	33.5%
% of terminated courses where treatment was abandoned or discontinued (rolling 12 month period)	8	324	2.5%	5.7%	7.2%
% of completed treatments indicating that PAR score was taken (year to date)	2	123	1.6%	57.4%	58.9%
Rate of removable appliances per 100 fixed appliances - proposed treatment (rolling 12 month period)	18	627	2.87	5.12	5.66
Rate of removable appliances per 100 fixed appliances - completed treatment (rolling 12 month period)	16	618	2.59	3.86	4.88
% of courses of treatment with removable appliances only - proposed treatment (rolling 12 month period)	8	334	2.4%	1.8%	2.1%
% of courses of treatment with removable appliances only - completed treatment (rolling 12 month period)	5	316	1.6%	1.6%	1.5%
% of patients satisfied with the treatment they have received (rolling 12 month period)	11	11	100.0%	96.0%	95.7%

\* Figures in italics indicate that the base number is less than 100.

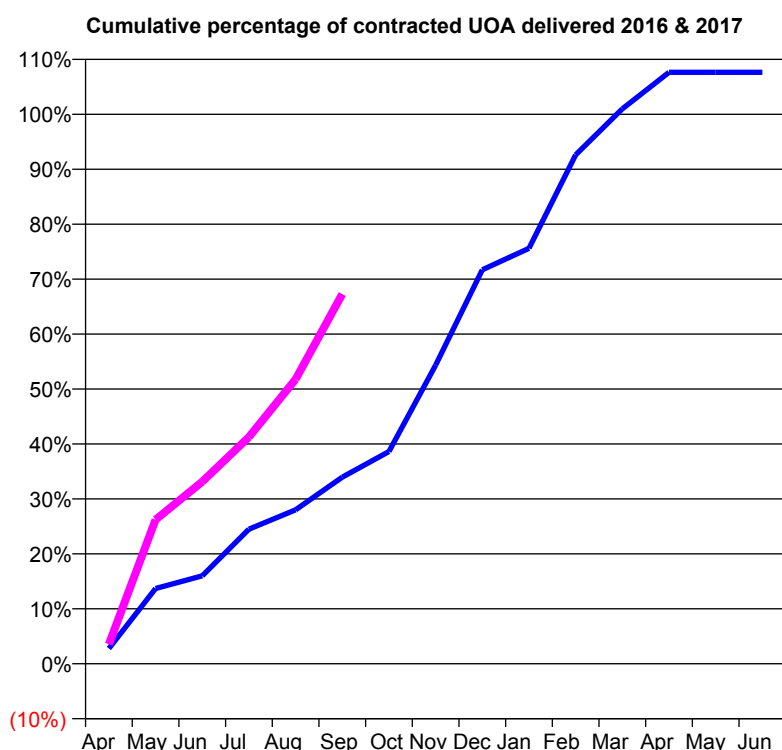
**Q68 - Vital Signs Orthodontic At a Glance Contract Report for 923044/0003 - September 2016**

Name or company name	MR RM JONES
Contract type name	PDS Contract
Purpose of contract	Orthodontic
Contract start date	01/04/2006
Contract end date	31/03/2018

16/17 Contracted general activity (UDA)	0
Carry forward general activity (UDA)	0
16/17 Contracted orthodontic activity (UOA)	8,264
Carry forward orthodontic activity (UOA)	0
Baseline contract value	£543,730.03

**ACCESS**

	Contract	England and Wales
24 month ratio of assessments to patient IDs	1.22	1.10

**ACTIVITY**


Month	Adjusted Scheduled Activity (UOA)	
	2016	2017
April	229	294
May	1,132	2,167
June	1,322	2,738
July	2,024	3,410
August	2,315	4,279
September	2,807	5,560
October	3,191	
November	4,492	
December	5,925	
January	6,248	
February	7,653	
March	8,346	
April	8,896	
May	8,896	
June	8,896	

**QUALITY**

	Contract Quantity	Contract Base Number	Contract *	Region	England
% of all assessments that were assess and fit appliances (rolling 12 month period)	617	689	89.6%	55.3%	54.1%
% of all assessments that were assess and refuse (rolling 12 month period)	53	689	7.7%	11.5%	12.4%
% of all assessments that were assess and review (rolling 12 month period)	19	689	2.8%	33.2%	33.5%
% of terminated courses where treatment was abandoned or discontinued (rolling 12 month period)	4	341	1.2%	5.7%	7.2%
% of completed treatments indicating that PAR score was taken (year to date)	1	147	0.7%	57.4%	58.9%
Rate of removable appliances per 100 fixed appliances - proposed treatment (rolling 12 month period)	250	1,213	20.61	5.12	5.66
Rate of removable appliances per 100 fixed appliances - completed treatment (rolling 12 month period)	75	669	11.21	3.86	4.88
% of courses of treatment with removable appliances only - proposed treatment (rolling 12 month period)	7	617	1.1%	1.8%	2.1%
% of courses of treatment with removable appliances only - completed treatment (rolling 12 month period)	1	337	0.3%	1.6%	1.5%
% of patients satisfied with the treatment they have received (rolling 12 month period)	17	17	100.0%	96.0%	95.7%

\* Figures in italics indicate that the base number is less than 100.



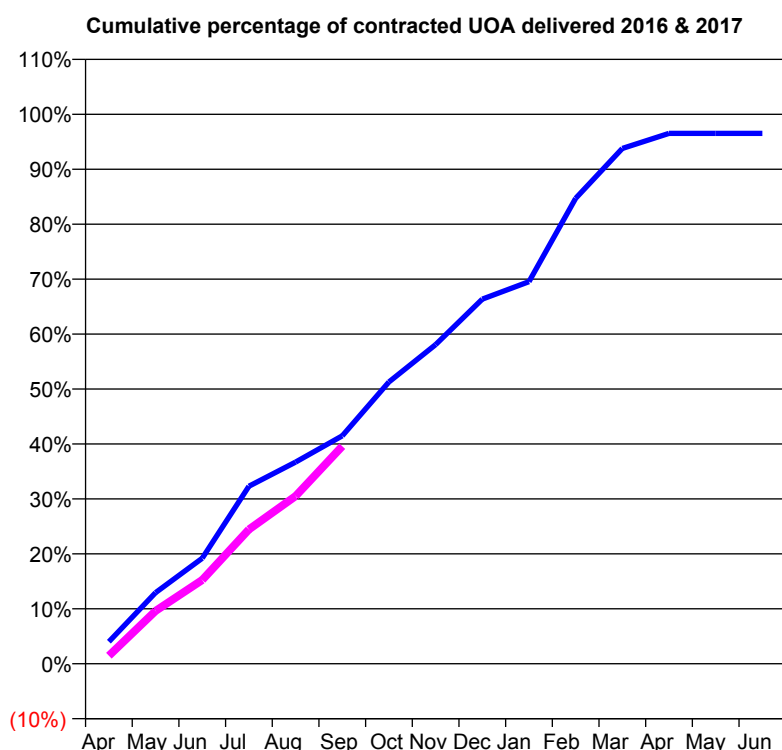
**Q68 - Vital Signs Orthodontic At a Glance Contract Report for 923044/0004 - September 2016**

Name or company name	MR RM JONES
Contract type name	PDS Contract
Purpose of contract	Orthodontic
Contract start date	01/04/2006
Contract end date	31/03/2018

16/17 Contracted general activity (UDA)	0
Carry forward general activity (UDA)	0
16/17 Contracted orthodontic activity (UOA)	9,343
Carry forward orthodontic activity (UOA)	324
Baseline contract value	£614,722.69

**ACCESS**

	Contract	England and Wales
24 month ratio of assessments to patient IDs	1.11	1.10

**ACTIVITY**


Month	Adjusted Scheduled Activity (UOA)	
	2016	2017
April	375	138
May	1,210	899
June	1,795	1,424
July	3,018	2,285
August	3,429	2,852
September	3,875	3,700
October	4,791	
November	5,427	
December	6,201	
January	6,497	
February	7,915	
March	8,762	
April	9,019	
May	9,019	
June	9,019	

**QUALITY**

	Contract Quantity	Contract Base Number	Contract *	Region	England
% of all assessments that were assess and fit appliances (rolling 12 month period)	441	484	91.1%	55.3%	54.1%
% of all assessments that were assess and refuse (rolling 12 month period)	43	484	8.9%	11.5%	12.4%
% of all assessments that were assess and review (rolling 12 month period)	0	484	0.0%	33.2%	33.5%
% of terminated courses where treatment was abandoned or discontinued (rolling 12 month period)	8	421	1.9%	5.7%	7.2%
% of completed treatments indicating that PAR score was taken (year to date)	5	184	2.7%	57.4%	58.9%
Rate of removable appliances per 100 fixed appliances - proposed treatment (rolling 12 month period)	14	854	1.64	5.12	5.66
Rate of removable appliances per 100 fixed appliances - completed treatment (rolling 12 month period)	17	803	2.12	3.86	4.88
% of courses of treatment with removable appliances only - proposed treatment (rolling 12 month period)	3	441	0.7%	1.8%	2.1%
% of courses of treatment with removable appliances only - completed treatment (rolling 12 month period)	6	413	1.5%	1.6%	1.5%
% of patients satisfied with the treatment they have received (rolling 12 month period)	5	5	100.0%	96.0%	95.7%

\* Figures in italics indicate that the base number is less than 100.

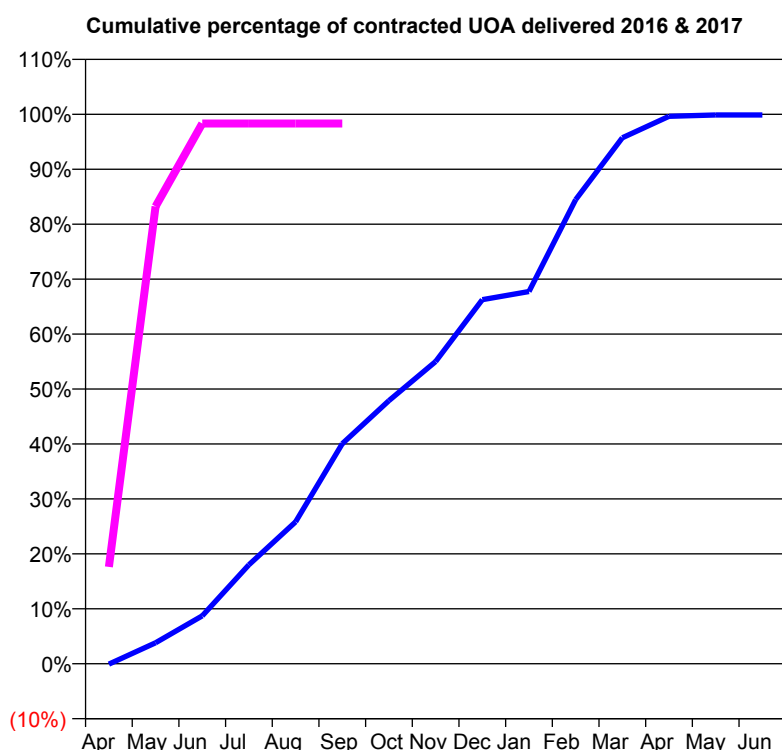
**Q68 - Vital Signs Orthodontic At a Glance Contract Report for 949612/0004 - September 2016**

Name or company name	MR AJ HENNING
Contract type name	PDS Contract
Purpose of contract	Orthodontic
Contract start date	01/04/2011
Contract end date	31/05/2016

16/17 Contracted general activity (UDA)	0
Carry forward general activity (UDA)	0
16/17 Contracted orthodontic activity (UOA)	715
Carry forward orthodontic activity (UOA)	0
Baseline contract value	£46,381.05

**ACCESS**

	Contract	England and Wales
24 month ratio of assessments to patient IDs	1.00	1.10

**ACTIVITY**


Month	Adjusted Scheduled Activity (UOA)	
	2016	2017
April	-4	126
May	164	595
June	374	703
July	773	703
August	1,109	703
September	1,719	703
October	2,055	
November	2,361	
December	2,844	
January	2,907	
February	3,625	
March	4,109	
April	4,276	
May	4,286	
June	4,286	

**QUALITY**

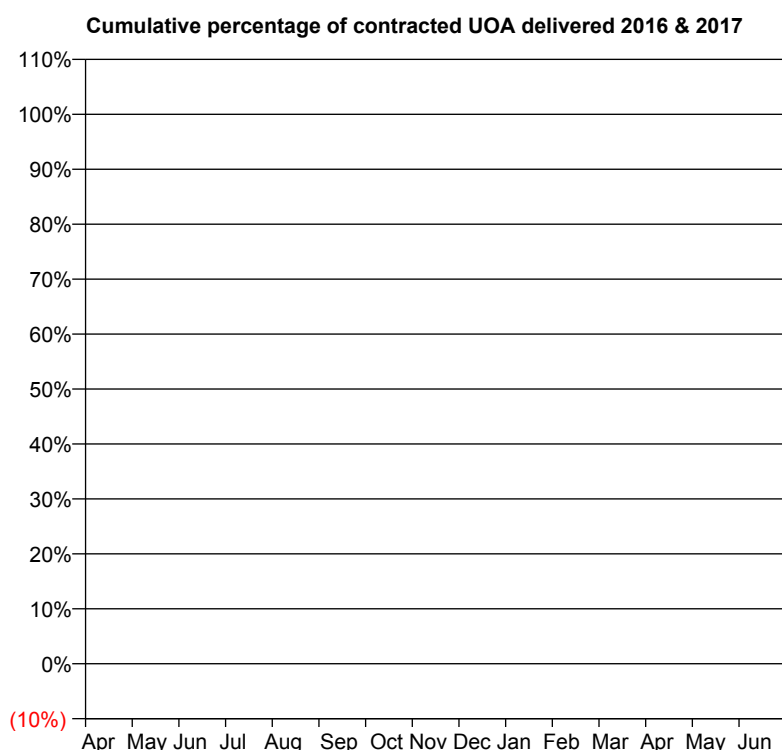
	Contract Quantity	Contract Base Number	Contract *	Region	England
% of all assessments that were assess and fit appliances (rolling 12 month period)	160	172	93.0%	55.3%	54.1%
% of all assessments that were assess and refuse (rolling 12 month period)	0	172	0.0%	11.5%	12.4%
% of all assessments that were assess and review (rolling 12 month period)	12	172	7.0%	33.2%	33.5%
% of terminated courses where treatment was abandoned or discontinued (rolling 12 month period)	5	146	3.4%	5.7%	7.2%
% of completed treatments indicating that PAR score was taken (year to date)	19	36	52.8%	57.4%	58.9%
Rate of removable appliances per 100 fixed appliances - proposed treatment (rolling 12 month period)	5	303	1.65	5.12	5.66
Rate of removable appliances per 100 fixed appliances - completed treatment (rolling 12 month period)	7	266	2.63	3.86	4.88
% of courses of treatment with removable appliances only - proposed treatment (rolling 12 month period)	4	160	2.5%	1.8%	2.1%
% of courses of treatment with removable appliances only - completed treatment (rolling 12 month period)	6	141	4.3%	1.6%	1.5%
% of patients satisfied with the treatment they have received (rolling 12 month period)	2	2	100.0%	96.0%	95.7%

\* Figures in italics indicate that the base number is less than 100.

**Q69 - Vital Signs Orthodontic At a Glance Contract Report for 100862/0008 - September 2016**

Name or company name	BERKSHIRE COMMUNITY DENTAL SER\	16/17 Contracted general activity (UDA)	0
Contract type name	PDS Contract	Carry forward general activity (UDA)	0
Purpose of contract	General	16/17 Contracted orthodontic activity (UOA)	0
Contract start date	01/04/2006	Carry forward orthodontic activity (UOA)	0
Contract end date	31/03/2018	Baseline contract value	£0.00

ACCESS	Contract	England and Wales
24 month ratio of assessments to patient IDs	1.04	1.10

**ACTIVITY**


Month	2016	2017
April	0	0
May	0	0
June	0	2
July	3	2
August	4	2
September	7	2
October	29	
November	41	
December	47	
January	50	
February	54	
March	57	
April	99	
May	99	
June	99	

**QUALITY**

	Contract Quantity	Contract Base Number	Contract *	Region	England
% of all assessments that were assess and fit appliances (rolling 12 month period)	6	25	24.0%	55.3%	54.1%
% of all assessments that were assess and refuse (rolling 12 month period)	1	25	4.0%	11.5%	12.4%
% of all assessments that were assess and review (rolling 12 month period)	18	25	72.0%	33.2%	33.5%
% of terminated courses where treatment was abandoned or discontinued (rolling 12 month period)	0	0	N/A	5.7%	7.2%
% of completed treatments indicating that PAR score was taken (year to date)	0	0	N/A	57.4%	58.9%
Rate of removable appliances per 100 fixed appliances - proposed treatment (rolling 12 month period)	4	5	80.00	5.12	5.66
Rate of removable appliances per 100 fixed appliances - completed treatment (rolling 12 month period)	0	0	N/A	3.86	4.88
% of courses of treatment with removable appliances only - proposed treatment (rolling 12 month period)	2	6	33.3%	1.8%	2.1%
% of courses of treatment with removable appliances only - completed treatment (rolling 12 month period)	0	0	N/A	1.6%	1.5%
% of patients satisfied with the treatment they have received (rolling 12 month period)	0	0	N/A	96.0%	95.7%

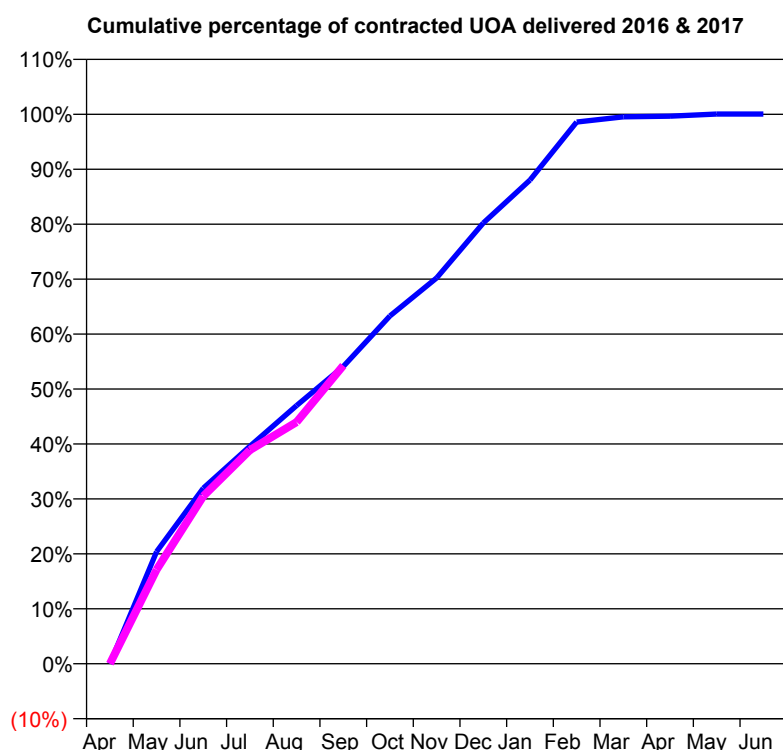
\* Figures in italics indicate that the base number is less than 100.

**Q69 - Vital Signs Orthodontic At a Glance Contract Report for 105279/0001 - September 2016**

Name or company name	PCORTHO Ltd	16/17 Contracted general activity (UDA)	0
Contract type name	PDS Contract	Carry forward general activity (UDA)	0
Purpose of contract	Orthodontic	16/17 Contracted orthodontic activity (UOA)	6,803
Contract start date	01/01/2010	Carry forward orthodontic activity (UOA)	0
Contract end date	31/03/2018	Baseline contract value	£431,744.61

**ACCESS**

	Contract	England and Wales
24 month ratio of assessments to patient IDs	1.10	1.10

**ACTIVITY**


Month	Adjusted Scheduled Activity (UOA)	
	2016	2017
April	0	0
May	1,388	1,165
June	2,173	2,074
July	2,693	2,646
August	3,197	2,992
September	3,681	3,693
October	4,307	
November	4,777	
December	5,458	
January	5,989	
February	6,707	
March	6,771	
April	6,779	
May	6,806	
June	6,806	

**QUALITY**

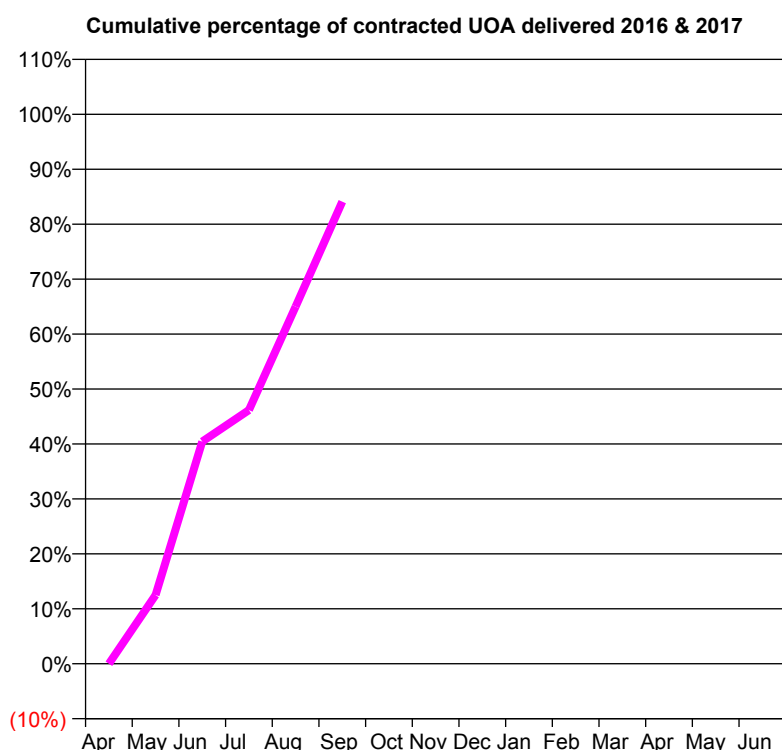
	Contract Quantity	Contract Base Number	Contract *	Region	England
% of all assessments that were assess and fit appliances (rolling 12 month period)	292	1,033	28.3%	55.3%	54.1%
% of all assessments that were assess and refuse (rolling 12 month period)	102	1,033	9.9%	11.5%	12.4%
% of all assessments that were assess and review (rolling 12 month period)	639	1,033	61.9%	33.2%	33.5%
% of terminated courses where treatment was abandoned or discontinued (rolling 12 month period)	10	264	3.8%	5.7%	7.2%
% of completed treatments indicating that PAR score was taken (year to date)	114	115	99.1%	57.4%	58.9%
Rate of removable appliances per 100 fixed appliances - proposed treatment (rolling 12 month period)	9	563	1.60	5.12	5.66
Rate of removable appliances per 100 fixed appliances - completed treatment (rolling 12 month period)	4	481	0.83	3.86	4.88
% of courses of treatment with removable appliances only - proposed treatment (rolling 12 month period)	3	292	1.0%	1.8%	2.1%
% of courses of treatment with removable appliances only - completed treatment (rolling 12 month period)	3	254	1.2%	1.6%	1.5%
% of patients satisfied with the treatment they have received (rolling 12 month period)	8	9	88.9%	96.0%	95.7%

\* Figures in italics indicate that the base number is less than 100.

**Q69 - Vital Signs Orthodontic At a Glance Contract Report for 109576/0001 - September 2016**

Name or company name	Impressions Orthodontics Ltd	16/17 Contracted general activity (UDA)	0
Contract type name	PDS Contract	Carry forward general activity (UDA)	0
Purpose of contract	Orthodontic	16/17 Contracted orthodontic activity (UOA)	3,579
Contract start date	01/04/2016	Carry forward orthodontic activity (UOA)	0
Contract end date	31/03/2018	Baseline contract value	£227,137.14

ACCESS	Contract	England and Wales
24 month ratio of assessments to patient IDs	1.00	1.10

**ACTIVITY**


Month	Adjusted Scheduled Activity (UOA)	
	2016	2017
April	0	0
May	0	448
June	0	1,447
July	0	1,652
August	0	2,326
September	0	3,010
October	0	
November	0	
December	0	
January	0	
February	0	
March	0	
April	0	
May	0	
June	0	

**QUALITY**

	Contract Quantity	Contract Base Number	Contract *	Region	England
% of all assessments that were assess and fit appliances (rolling 12 month period)	135	310	43.5%	55.3%	54.1%
% of all assessments that were assess and refuse (rolling 12 month period)	41	310	13.2%	11.5%	12.4%
% of all assessments that were assess and review (rolling 12 month period)	134	310	43.2%	33.2%	33.5%
% of terminated courses where treatment was abandoned or discontinued (rolling 12 month period)	3	35	8.6%	5.7%	7.2%
% of completed treatments indicating that PAR score was taken (year to date)	0	32	0.0%	57.4%	58.9%
Rate of removable appliances per 100 fixed appliances - proposed treatment (rolling 12 month period)	0	266	0.00	5.12	5.66
Rate of removable appliances per 100 fixed appliances - completed treatment (rolling 12 month period)	0	50	0.00	3.86	4.88
% of courses of treatment with removable appliances only - proposed treatment (rolling 12 month period)	0	135	0.0%	1.8%	2.1%
% of courses of treatment with removable appliances only - completed treatment (rolling 12 month period)	0	32	0.0%	1.6%	1.5%
% of patients satisfied with the treatment they have received (rolling 12 month period)	3	3	100.0%	96.0%	95.7%

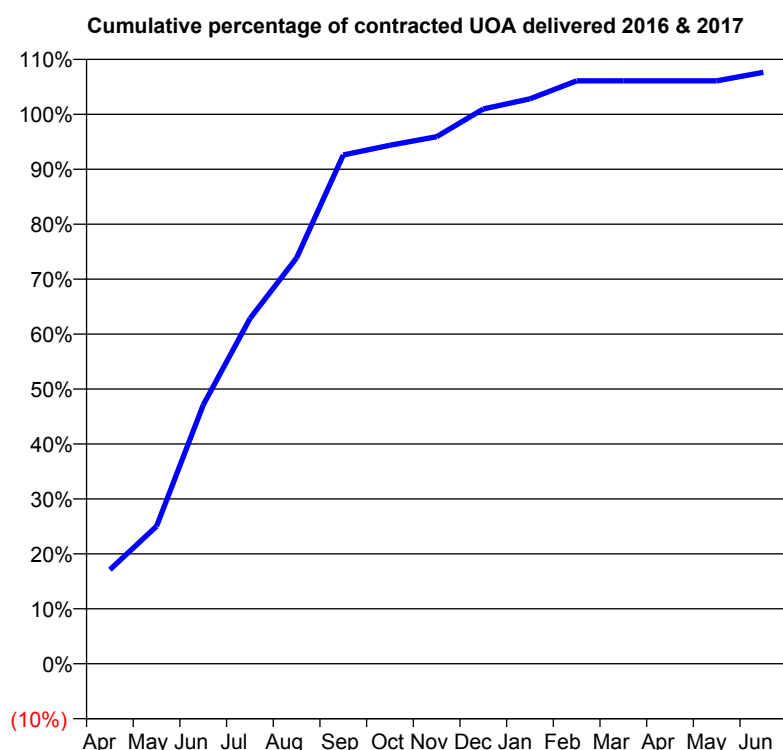
\* Figures in italics indicate that the base number is less than 100.

**Q69 - Vital Signs Orthodontic At a Glance Contract Report for 154601/0002 - September 2016**

Name or company name	Oxfordshire Priority Dental Service	16/17 Contracted general activity (UDA)	4,000
Contract type name	PDS Contract	Carry forward general activity (UDA)	0
Purpose of contract	General and Orthodontic	16/17 Contracted orthodontic activity (UOA)	0
Contract start date	01/04/2006	Carry forward orthodontic activity (UOA)	0
Contract end date	31/03/2017	Baseline contract value	£0.00

**ACCESS**

	Contract	England and Wales
24 month ratio of assessments to patient IDs	1.04	1.10

**ACTIVITY**


Month	Adjusted Scheduled Activity (UOA)	
	2016	2017
April	231	85
May	338	169
June	636	320
July	848	468
August	997	600
September	1,250	645
October	1,274	
November	1,295	
December	1,363	
January	1,388	
February	1,432	
March	1,432	
April	1,432	
May	1,432	
June	1,453	

**QUALITY**

	Contract Quantity	Contract Base Number	Contract *	Region	England
% of all assessments that were assess and fit appliances (rolling 12 month period)	43	58	74.1%	55.3%	54.1%
% of all assessments that were assess and refuse (rolling 12 month period)	2	58	3.4%	11.5%	12.4%
% of all assessments that were assess and review (rolling 12 month period)	13	58	22.4%	33.2%	33.5%
% of terminated courses where treatment was abandoned or discontinued (rolling 12 month period)	6	50	12.0%	5.7%	7.2%
% of completed treatments indicating that PAR score was taken (year to date)	18	19	94.7%	57.4%	58.9%
Rate of removable appliances per 100 fixed appliances - proposed treatment (rolling 12 month period)	6	64	9.38	5.12	5.66
Rate of removable appliances per 100 fixed appliances - completed treatment (rolling 12 month period)	2	75	2.67	3.86	4.88
% of courses of treatment with removable appliances only - proposed treatment (rolling 12 month period)	6	43	14.0%	1.8%	2.1%
% of courses of treatment with removable appliances only - completed treatment (rolling 12 month period)	2	44	4.5%	1.6%	1.5%
% of patients satisfied with the treatment they have received (rolling 12 month period)	0	0	N/A	96.0%	95.7%

\* Figures in italics indicate that the base number is less than 100.

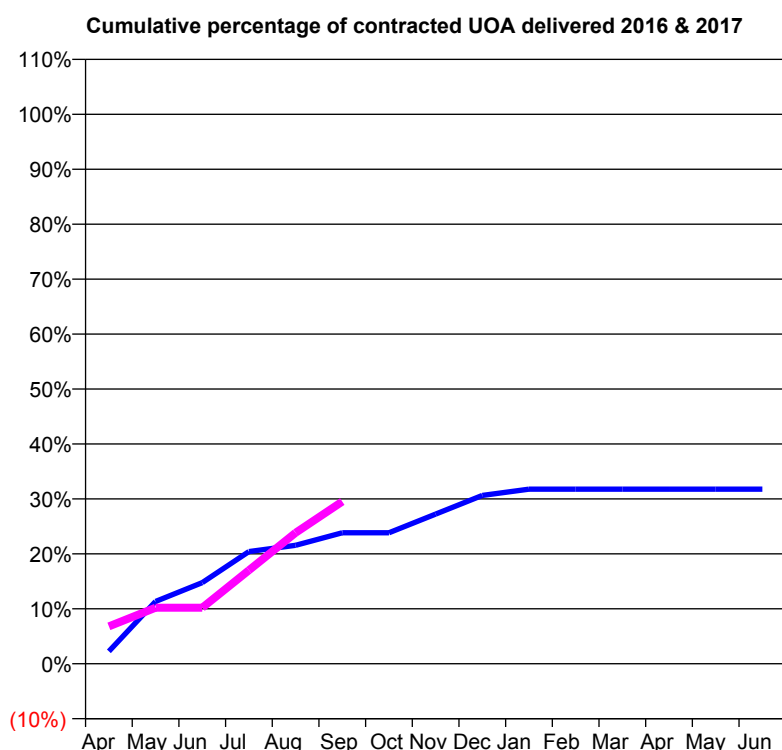
**Q69 - Vital Signs Orthodontic At a Glance Contract Report for 154601/0013 - September 2016**

Name or company name	Oxfordshire Priority Dental Service
Contract type name	PDS Contract
Purpose of contract	Orthodontic
Contract start date	01/04/2006
Contract end date	31/03/2017

16/17 Contracted general activity (UDA)	0
Carry forward general activity (UDA)	0
16/17 Contracted orthodontic activity (UOA)	1,850
Carry forward orthodontic activity (UOA)	0
Baseline contract value	£1.01

**ACCESS**

	Contract	England and Wales
24 month ratio of assessments to patient IDs	1.00	1.10

**ACTIVITY**


Month	Adjusted Scheduled Activity (UOA)	
	2016	2017
April	42	126
May	210	189
June	273	189
July	378	315
August	399	441
September	441	546
October	441	
November	504	
December	567	
January	588	
February	588	
March	588	
April	588	
May	588	
June	588	

**QUALITY**

	Contract Quantity	Contract Base Number	Contract *	Region	England
% of all assessments that were assess and fit appliances (rolling 12 month period)	33	33	100.0%	55.3%	54.1%
% of all assessments that were assess and refuse (rolling 12 month period)	0	33	0.0%	11.5%	12.4%
% of all assessments that were assess and review (rolling 12 month period)	0	33	0.0%	33.2%	33.5%
% of terminated courses where treatment was abandoned or discontinued (rolling 12 month period)	1	46	2.2%	5.7%	7.2%
% of completed treatments indicating that PAR score was taken (year to date)	15	16	93.8%	57.4%	58.9%
Rate of removable appliances per 100 fixed appliances - proposed treatment (rolling 12 month period)	0	54	0.00	5.12	5.66
Rate of removable appliances per 100 fixed appliances - completed treatment (rolling 12 month period)	0	80	0.00	3.86	4.88
% of courses of treatment with removable appliances only - proposed treatment (rolling 12 month period)	0	33	0.0%	1.8%	2.1%
% of courses of treatment with removable appliances only - completed treatment (rolling 12 month period)	0	45	0.0%	1.6%	1.5%
% of patients satisfied with the treatment they have received (rolling 12 month period)	1	1	100.0%	96.0%	95.7%

\* Figures in italics indicate that the base number is less than 100.

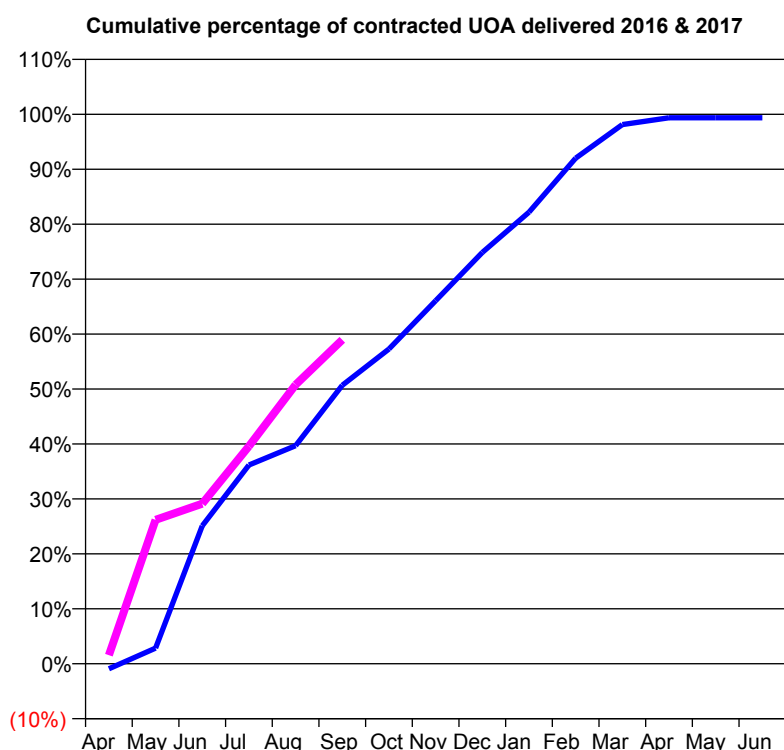
**Q69 - Vital Signs Orthodontic At a Glance Contract Report for 169110/0003 - September 2016**

Name or company name	Dentalign Orthodontics LLP
Contract type name	PDS Contract
Purpose of contract	Orthodontic
Contract start date	01/05/2007
Contract end date	31/03/2018

16/17 Contracted general activity (UDA)	0
Carry forward general activity (UDA)	0
16/17 Contracted orthodontic activity (UOA)	2,867
Carry forward orthodontic activity (UOA)	18
Baseline contract value	£181,950.88

**ACCESS**

	Contract	England and Wales
24 month ratio of assessments to patient IDs	1.03	1.10

**ACTIVITY**


Month	Adjusted Scheduled Activity (UOA)	
	2016	2017
April	-27	45
May	82	751
June	720	835
July	1,037	1,135
August	1,138	1,456
September	1,453	1,690
October	1,642	
November	1,894	
December	2,146	
January	2,356	
February	2,638	
March	2,813	
April	2,849	
May	2,849	
June	2,849	

**QUALITY**

	Contract Quantity	Contract Base Number	Contract *	Region	England
% of all assessments that were assess and fit appliances (rolling 12 month period)	147	223	65.9%	55.3%	54.1%
% of all assessments that were assess and refuse (rolling 12 month period)	20	223	9.0%	11.5%	12.4%
% of all assessments that were assess and review (rolling 12 month period)	56	223	25.1%	33.2%	33.5%
% of terminated courses where treatment was abandoned or discontinued (rolling 12 month period)	3	129	2.3%	5.7%	7.2%
% of completed treatments indicating that PAR score was taken (year to date)	42	57	73.7%	57.4%	58.9%
Rate of removable appliances per 100 fixed appliances - proposed treatment (rolling 12 month period)	13	283	4.59	5.12	5.66
Rate of removable appliances per 100 fixed appliances - completed treatment (rolling 12 month period)	0	2	0.00	3.86	4.88
% of courses of treatment with removable appliances only - proposed treatment (rolling 12 month period)	1	147	0.7%	1.8%	2.1%
% of courses of treatment with removable appliances only - completed treatment (rolling 12 month period)	0	126	0.0%	1.6%	1.5%
% of patients satisfied with the treatment they have received (rolling 12 month period)	1	1	100.0%	96.0%	95.7%

\* Figures in italics indicate that the base number is less than 100.

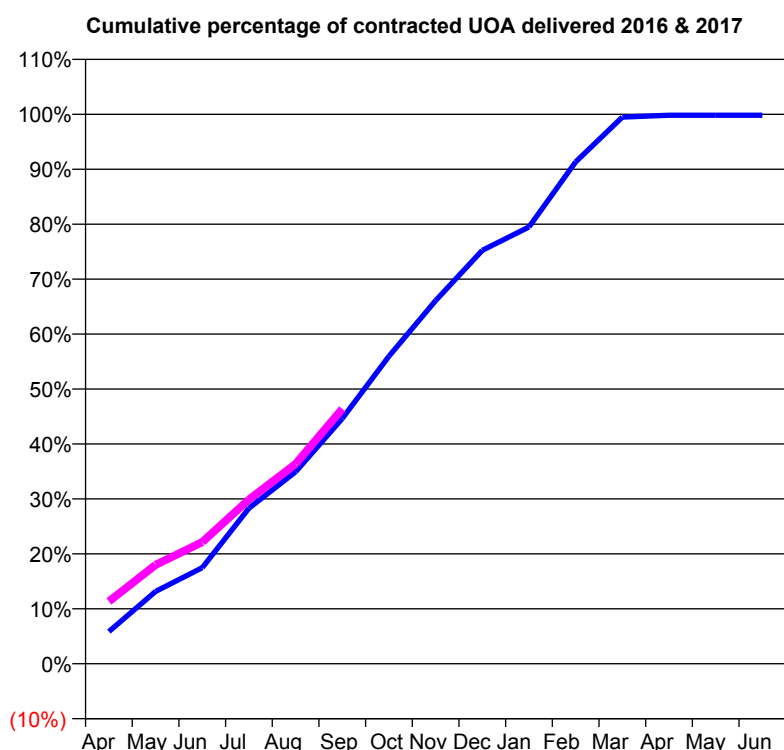


**Q69 - Vital Signs Orthodontic At a Glance Contract Report for 169110/0010 - September 2016**

Name or company name	Dentalign Orthodontics LLP
Contract type name	PDS Contract
Purpose of contract	Orthodontic
Contract start date	01/04/2013
Contract end date	31/03/2018

16/17 Contracted general activity (UDA)	0
Carry forward general activity (UDA)	0
16/17 Contracted orthodontic activity (UOA)	13,657
Carry forward orthodontic activity (UOA)	24
Baseline contract value	£866,636.43

ACCESS	Contract	England and Wales
24 month ratio of assessments to patient IDs	1.05	1.10

**ACTIVITY**


Month	Adjusted Scheduled Activity (UOA)	
	2016	2017
April	802	1,550
May	1,799	2,458
June	2,387	3,025
July	3,866	4,083
August	4,772	4,965
September	6,096	6,335
October	7,644	
November	9,025	
December	10,274	
January	10,857	
February	12,474	
March	13,585	
April	13,633	
May	13,633	
June	13,633	

**QUALITY**

	Contract Quantity	Contract Base Number	Contract *	Region	England
% of all assessments that were assess and fit appliances (rolling 12 month period)	659	975	67.6%	55.3%	54.1%
% of all assessments that were assess and refuse (rolling 12 month period)	79	975	8.1%	11.5%	12.4%
% of all assessments that were assess and review (rolling 12 month period)	237	975	24.3%	33.2%	33.5%
% of terminated courses where treatment was abandoned or discontinued (rolling 12 month period)	28	598	4.7%	5.7%	7.2%
% of completed treatments indicating that PAR score was taken (year to date)	225	254	88.6%	57.4%	58.9%
Rate of removable appliances per 100 fixed appliances - proposed treatment (rolling 12 month period)	67	1,250	5.36	5.12	5.66
Rate of removable appliances per 100 fixed appliances - completed treatment (rolling 12 month period)	10	85	11.76	3.86	4.88
% of courses of treatment with removable appliances only - proposed treatment (rolling 12 month period)	15	659	2.3%	1.8%	2.1%
% of courses of treatment with removable appliances only - completed treatment (rolling 12 month period)	5	570	0.9%	1.6%	1.5%
% of patients satisfied with the treatment they have received (rolling 12 month period)	18	18	100.0%	96.0%	95.7%

\* Figures in italics indicate that the base number is less than 100.

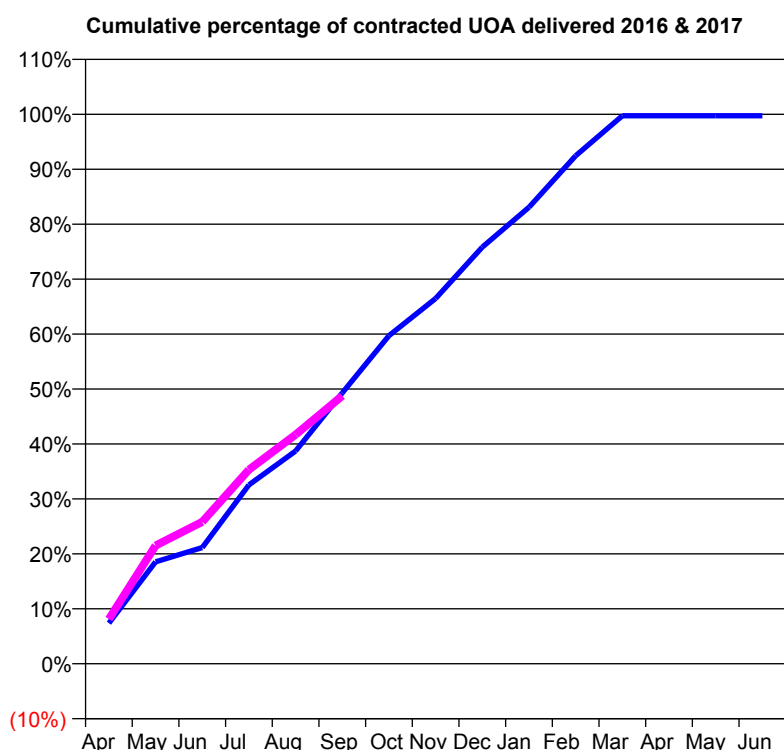
**Q69 - Vital Signs Orthodontic At a Glance Contract Report for 169110/0011 - September 2016**

Name or company name	Dentalign Orthodontics LLP
Contract type name	PDS Contract
Purpose of contract	Orthodontic
Contract start date	01/04/2013
Contract end date	31/03/2018

16/17 Contracted general activity (UDA)	0
Carry forward general activity (UDA)	0
16/17 Contracted orthodontic activity (UOA)	6,929
Carry forward orthodontic activity (UOA)	19
Baseline contract value	£439,714.21

**ACCESS**

	Contract	England and Wales
24 month ratio of assessments to patient IDs	1.08	1.10

**ACTIVITY**


Month	Adjusted Scheduled Activity (UOA)	
	2016	2017
April	512	564
May	1,286	1,490
June	1,466	1,790
July	2,256	2,448
August	2,683	2,890
September	3,416	3,379
October	4,138	
November	4,607	
December	5,253	
January	5,757	
February	6,406	
March	6,910	
April	6,910	
May	6,910	
June	6,910	

**QUALITY**

	Contract Quantity	Contract Base Number	Contract *	Region	England
% of all assessments that were assess and fit appliances (rolling 12 month period)	324	620	52.3%	55.3%	54.1%
% of all assessments that were assess and refuse (rolling 12 month period)	74	620	11.9%	11.5%	12.4%
% of all assessments that were assess and review (rolling 12 month period)	222	620	35.8%	33.2%	33.5%
% of terminated courses where treatment was abandoned or discontinued (rolling 12 month period)	12	303	4.0%	5.7%	7.2%
% of completed treatments indicating that PAR score was taken (year to date)	41	121	33.9%	57.4%	58.9%
Rate of removable appliances per 100 fixed appliances - proposed treatment (rolling 12 month period)	8	632	1.27	5.12	5.66
Rate of removable appliances per 100 fixed appliances - completed treatment (rolling 12 month period)	5	481	1.04	3.86	4.88
% of courses of treatment with removable appliances only - proposed treatment (rolling 12 month period)	6	324	1.9%	1.8%	2.1%
% of courses of treatment with removable appliances only - completed treatment (rolling 12 month period)	4	291	1.4%	1.6%	1.5%
% of patients satisfied with the treatment they have received (rolling 12 month period)	7	8	87.5%	96.0%	95.7%

\* Figures in italics indicate that the base number is less than 100.

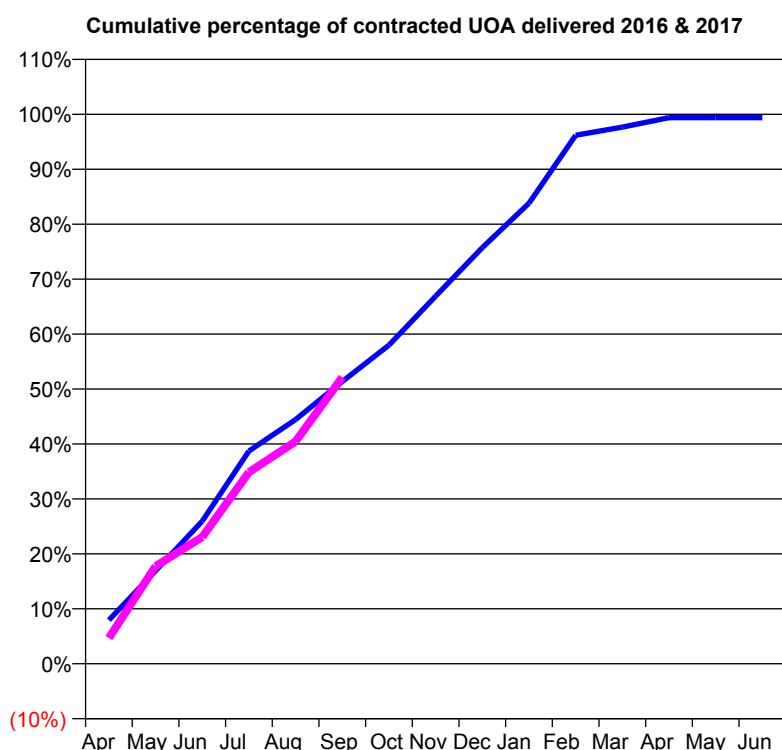
**Q69 - Vital Signs Orthodontic At a Glance Contract Report for 169110/0012 - September 2016**

Name or company name	Dentalign Orthodontics LLP
Contract type name	PDS Contract
Purpose of contract	Orthodontic
Contract start date	01/04/2013
Contract end date	31/03/2018

16/17 Contracted general activity (UDA)	0
Carry forward general activity (UDA)	0
16/17 Contracted orthodontic activity (UOA)	9,474
Carry forward orthodontic activity (UOA)	57
Baseline contract value	£601,211.47

**ACCESS**

	Contract	England and Wales
24 month ratio of assessments to patient IDs	1.06	1.10

**ACTIVITY**


Month	Adjusted Scheduled Activity (UOA)	
	2016	2017
April	753	445
May	1,604	1,682
June	2,459	2,186
July	3,667	3,303
August	4,211	3,834
September	4,865	4,939
October	5,493	
November	6,337	
December	7,175	
January	7,940	
February	9,112	
March	9,252	
April	9,415	
May	9,416	
June	9,417	

**QUALITY**

	Contract Quantity	Contract Base Number	Contract *	Region	England
% of all assessments that were assess and fit appliances (rolling 12 month period)	447	838	53.3%	55.3%	54.1%
% of all assessments that were assess and refuse (rolling 12 month period)	132	838	15.8%	11.5%	12.4%
% of all assessments that were assess and review (rolling 12 month period)	259	838	30.9%	33.2%	33.5%
% of terminated courses where treatment was abandoned or discontinued (rolling 12 month period)	21	391	5.4%	5.7%	7.2%
% of completed treatments indicating that PAR score was taken (year to date)	127	188	67.6%	57.4%	58.9%
Rate of removable appliances per 100 fixed appliances - proposed treatment (rolling 12 month period)	25	853	2.93	5.12	5.66
Rate of removable appliances per 100 fixed appliances - completed treatment (rolling 12 month period)	7	439	1.59	3.86	4.88
% of courses of treatment with removable appliances only - proposed treatment (rolling 12 month period)	7	447	1.6%	1.8%	2.1%
% of courses of treatment with removable appliances only - completed treatment (rolling 12 month period)	5	370	1.4%	1.6%	1.5%
% of patients satisfied with the treatment they have received (rolling 12 month period)	7	8	87.5%	96.0%	95.7%

\* Figures in italics indicate that the base number is less than 100.

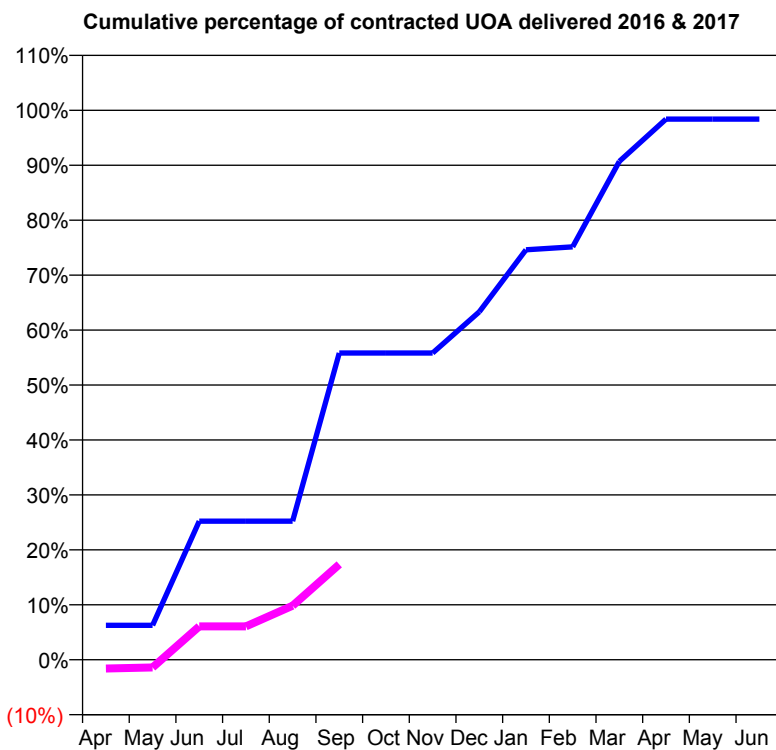
**Q69 - Vital Signs Orthodontic At a Glance Contract Report for 169110/0013 - September 2016**

Name or company name	Dentalign Orthodontics LLP
Contract type name	PDS Contract
Purpose of contract	Orthodontic
Contract start date	01/04/2013
Contract end date	31/03/2018

16/17 Contracted general activity (UDA)	0
Carry forward general activity (UDA)	0
16/17 Contracted orthodontic activity (UOA)	559
Carry forward orthodontic activity (UOA)	9
Baseline contract value	£35,488.01

**ACCESS**

	Contract	England and Wales
24 month ratio of assessments to patient IDs	1.04	1.10

**ACTIVITY**


Month	Adjusted Scheduled Activity (UOA)	
	2016	2017
April	35	-9
May	35	-8
June	141	34
July	141	34
August	141	55
September	312	97
October	312	
November	312	
December	354	
January	417	
February	420	
March	507	
April	550	
May	550	
June	550	

**QUALITY**

	Contract Quantity	Contract Base Number	Contract *	Region	England
% of all assessments that were assess and fit appliances (rolling 12 month period)	16	24	66.7%	55.3%	54.1%
% of all assessments that were assess and refuse (rolling 12 month period)	0	24	0.0%	11.5%	12.4%
% of all assessments that were assess and review (rolling 12 month period)	8	24	33.3%	33.2%	33.5%
% of terminated courses where treatment was abandoned or discontinued (rolling 12 month period)	0	9	0.0%	5.7%	7.2%
% of completed treatments indicating that PAR score was taken (year to date)	4	4	100.0%	57.4%	58.9%
Rate of removable appliances per 100 fixed appliances - proposed treatment (rolling 12 month period)	6	30	20.00	5.12	5.66
Rate of removable appliances per 100 fixed appliances - completed treatment (rolling 12 month period)	0	12	0.00	3.86	4.88
% of courses of treatment with removable appliances only - proposed treatment (rolling 12 month period)	1	16	6.3%	1.8%	2.1%
% of courses of treatment with removable appliances only - completed treatment (rolling 12 month period)	0	9	0.0%	1.6%	1.5%
% of patients satisfied with the treatment they have received (rolling 12 month period)	0	0	N/A	96.0%	95.7%

\* Figures in italics indicate that the base number is less than 100.

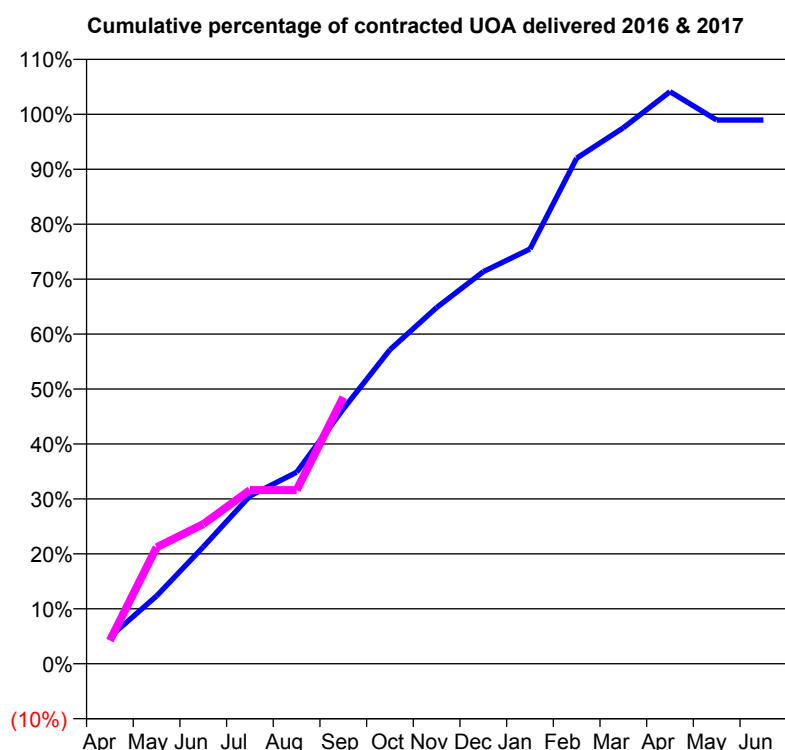
**Q69 - Vital Signs Orthodontic At a Glance Contract Report for 169110/0014 - September 2016**

Name or company name	Dentalign Orthodontics LLP
Contract type name	PDS Contract
Purpose of contract	Orthodontic
Contract start date	01/04/2013
Contract end date	31/03/2018

16/17 Contracted general activity (UDA)	0
Carry forward general activity (UDA)	0
16/17 Contracted orthodontic activity (UOA)	4,468
Carry forward orthodontic activity (UOA)	47
Baseline contract value	£283,515.91

**ACCESS**

	Contract	England and Wales
24 month ratio of assessments to patient IDs	1.09	1.10

**ACTIVITY**


Month	Adjusted Scheduled Activity (UOA)	
	2016	2017
April	218	189
May	551	947
June	950	1,136
July	1,364	1,412
August	1,557	1,412
September	2,071	2,168
October	2,554	
November	2,897	
December	3,188	
January	3,373	
February	4,111	
March	4,358	
April	4,652	
May	4,421	
June	4,421	

**QUALITY**

	Contract Quantity	Contract Base Number	Contract *	Region	England
% of all assessments that were assess and fit appliances (rolling 12 month period)	239	390	61.3%	55.3%	54.1%
% of all assessments that were assess and refuse (rolling 12 month period)	37	390	9.5%	11.5%	12.4%
% of all assessments that were assess and review (rolling 12 month period)	114	390	29.2%	33.2%	33.5%
% of terminated courses where treatment was abandoned or discontinued (rolling 12 month period)	16	182	8.8%	5.7%	7.2%
% of completed treatments indicating that PAR score was taken (year to date)	49	77	63.6%	57.4%	58.9%
Rate of removable appliances per 100 fixed appliances - proposed treatment (rolling 12 month period)	10	461	2.17	5.12	5.66
Rate of removable appliances per 100 fixed appliances - completed treatment (rolling 12 month period)	0	2	0.00	3.86	4.88
% of courses of treatment with removable appliances only - proposed treatment (rolling 12 month period)	5	239	2.1%	1.8%	2.1%
% of courses of treatment with removable appliances only - completed treatment (rolling 12 month period)	0	166	0.0%	1.6%	1.5%
% of patients satisfied with the treatment they have received (rolling 12 month period)	4	5	80.0%	96.0%	95.7%

\* Figures in italics indicate that the base number is less than 100.

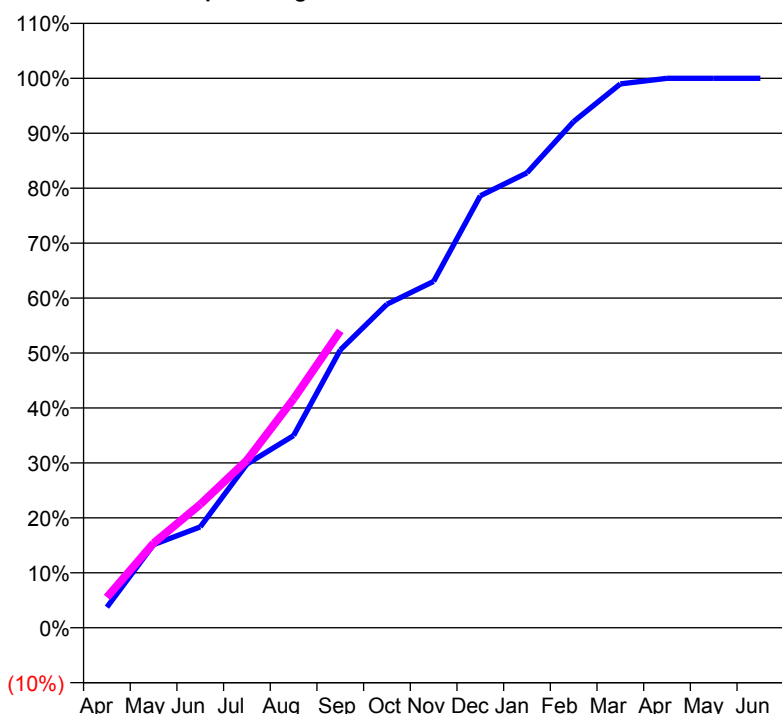
**Q69 - Vital Signs Orthodontic At a Glance Contract Report for 180750/0001 - September 2016**

Name or company name	MR AL DAVEY AND MR N OROLOGGA
Contract type name	PDS Contract
Purpose of contract	Orthodontic
Contract start date	01/01/2014
Contract end date	31/03/2018

16/17 Contracted general activity (UDA)	0
Carry forward general activity (UDA)	0
16/17 Contracted orthodontic activity (UOA)	2,021
Carry forward orthodontic activity (UOA)	0
Baseline contract value	£128,260.45

**ACCESS**

	Contract	England and Wales
24 month ratio of assessments to patient IDs	1.15	1.10

**ACTIVITY**
**Cumulative percentage of contracted UOA delivered 2016 & 2017**

**Adjusted Scheduled Activity (UOA)**

Month	2016	2017
April	76	112
May	306	311
June	371	454
July	602	616
August	707	842
September	1,022	1,092
October	1,190	
November	1,274	
December	1,589	
January	1,673	
February	1,862	
March	2,000	
April	2,021	
May	2,021	
June	2,021	

**QUALITY**

	Contract Quantity	Contract Base Number	Contract *	Region	England
% of all assessments that were assess and fit appliances (rolling 12 month period)	95	190	50.0%	55.3%	54.1%
% of all assessments that were assess and refuse (rolling 12 month period)	0	190	0.0%	11.5%	12.4%
% of all assessments that were assess and review (rolling 12 month period)	95	190	50.0%	33.2%	33.5%
% of terminated courses where treatment was abandoned or discontinued (rolling 12 month period)	2	120	1.7%	5.7%	7.2%
% of completed treatments indicating that PAR score was taken (year to date)	67	67	100.0%	57.4%	58.9%
Rate of removable appliances per 100 fixed appliances - proposed treatment (rolling 12 month period)	0	190	0.00	5.12	5.66
Rate of removable appliances per 100 fixed appliances - completed treatment (rolling 12 month period)	0	235	0.00	3.86	4.88
% of courses of treatment with removable appliances only - proposed treatment (rolling 12 month period)	0	95	0.0%	1.8%	2.1%
% of courses of treatment with removable appliances only - completed treatment (rolling 12 month period)	0	118	0.0%	1.6%	1.5%
% of patients satisfied with the treatment they have received (rolling 12 month period)	5	5	100.0%	96.0%	95.7%

\* Figures in italics indicate that the base number is less than 100.

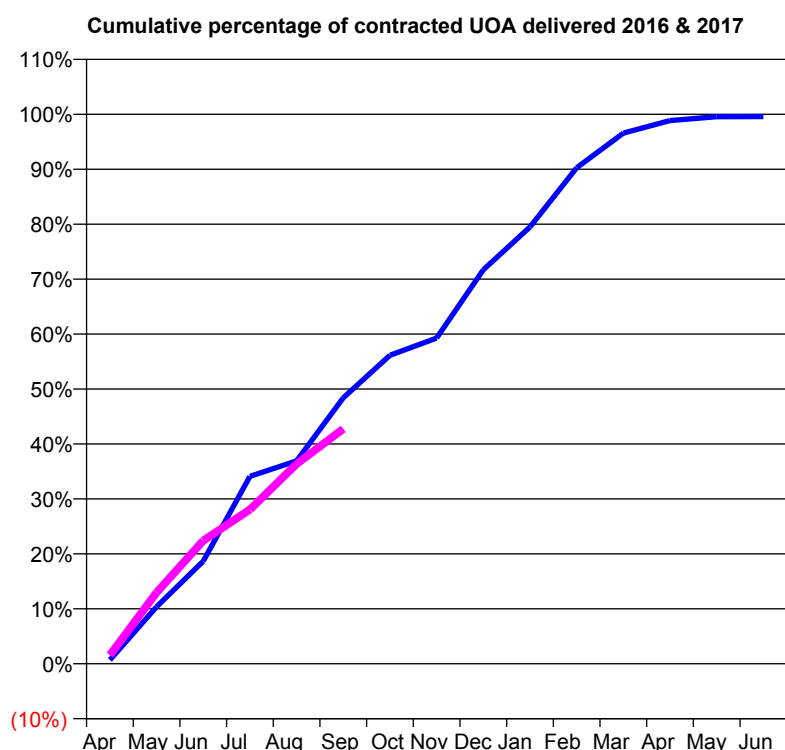
**Q69 - Vital Signs Orthodontic At a Glance Contract Report for 183164/0001 - September 2016**

Name or company name	Smiles Better Orthodontics Ltd
Contract type name	PDS Contract
Purpose of contract	Orthodontic
Contract start date	01/04/2010
Contract end date	31/03/2018

16/17 Contracted general activity (UDA)	0
Carry forward general activity (UDA)	0
16/17 Contracted orthodontic activity (UOA)	6,736
Carry forward orthodontic activity (UOA)	29
Baseline contract value	£427,492.54

**ACCESS**

	Contract	England and Wales
24 month ratio of assessments to patient IDs	1.15	1.10

**ACTIVITY**


Month	Adjusted Scheduled Activity (UOA)	
	2016	2017
April	47	105
May	699	874
June	1,258	1,509
July	2,297	1,890
August	2,487	2,449
September	3,261	2,879
October	3,782	
November	3,993	
December	4,829	
January	5,355	
February	6,080	
March	6,505	
April	6,658	
May	6,706	
June	6,707	

**QUALITY**

	Contract Quantity	Contract Base Number	Contract *	Region	England
% of all assessments that were assess and fit appliances (rolling 12 month period)	281	750	37.5%	55.3%	54.1%
% of all assessments that were assess and refuse (rolling 12 month period)	145	750	19.3%	11.5%	12.4%
% of all assessments that were assess and review (rolling 12 month period)	324	750	43.2%	33.2%	33.5%
% of terminated courses where treatment was abandoned or discontinued (rolling 12 month period)	11	262	4.2%	5.7%	7.2%
% of completed treatments indicating that PAR score was taken (year to date)	21	119	17.6%	57.4%	58.9%
Rate of removable appliances per 100 fixed appliances - proposed treatment (rolling 12 month period)	32	527	6.07	5.12	5.66
Rate of removable appliances per 100 fixed appliances - completed treatment (rolling 12 month period)	9	453	1.99	3.86	4.88
% of courses of treatment with removable appliances only - proposed treatment (rolling 12 month period)	2	281	0.7%	1.8%	2.1%
% of courses of treatment with removable appliances only - completed treatment (rolling 12 month period)	5	251	2.0%	1.6%	1.5%
% of patients satisfied with the treatment they have received (rolling 12 month period)	9	9	100.0%	96.0%	95.7%

\* Figures in italics indicate that the base number is less than 100.

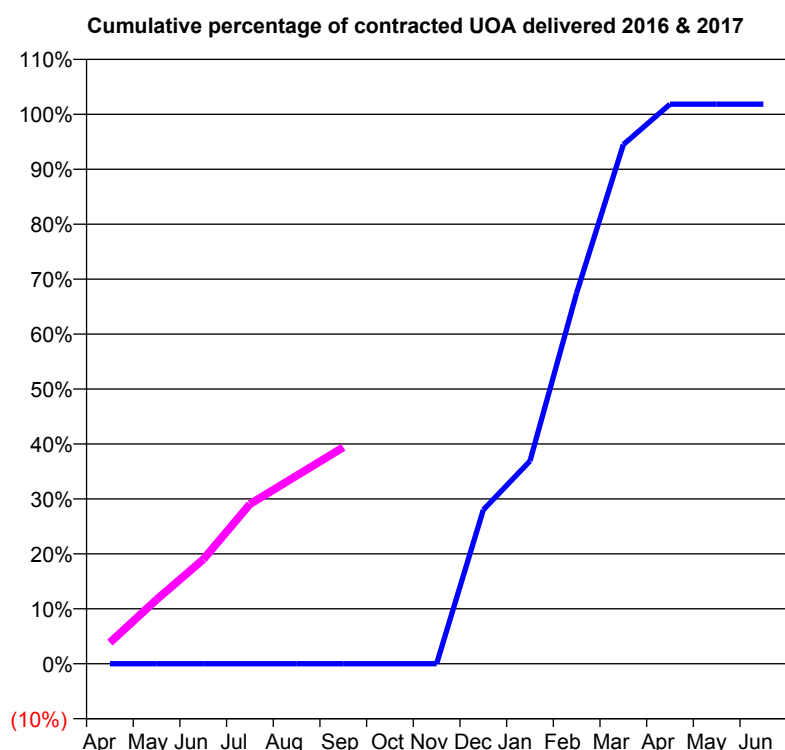
**Q69 - Vital Signs Orthodontic At a Glance Contract Report for 184241/0001 - September 2016**

Name or company name	Newbury Orthodontic Centre
Contract type name	PDS Contract
Purpose of contract	Orthodontic
Contract start date	01/11/2015
Contract end date	31/03/2018

16/17 Contracted general activity (UDA)	0
Carry forward general activity (UDA)	0
16/17 Contracted orthodontic activity (UOA)	11,631
Carry forward orthodontic activity (UOA)	294
Baseline contract value	£738,102.74

**ACCESS**

	Contract	England and Wales
24 month ratio of assessments to patient IDs	1.01	1.10

**ACTIVITY**


Month	Adjusted Scheduled Activity (UOA)	
	2016	2017
April	0	448
May	0	1,359
June	0	2,208
July	0	3,381
August	0	3,982
September	0	4,583
October	0	
November	0	
December	1,358	
January	1,788	
February	3,272	
March	4,580	
April	4,936	
May	4,936	
June	4,936	

**QUALITY**

	Contract Quantity	Contract Base Number	Contract *	Region	England
% of all assessments that were assess and fit appliances (rolling 12 month period)	440	1,145	38.4%	55.3%	54.1%
% of all assessments that were assess and refuse (rolling 12 month period)	158	1,145	13.8%	11.5%	12.4%
% of all assessments that were assess and review (rolling 12 month period)	547	1,145	47.8%	33.2%	33.5%
% of terminated courses where treatment was abandoned or discontinued (rolling 12 month period)	12	437	2.7%	5.7%	7.2%
% of completed treatments indicating that PAR score was taken (year to date)	119	246	48.4%	57.4%	58.9%
Rate of removable appliances per 100 fixed appliances - proposed treatment (rolling 12 month period)	29	864	3.36	5.12	5.66
Rate of removable appliances per 100 fixed appliances - completed treatment (rolling 12 month period)	14	835	1.68	3.86	4.88
% of courses of treatment with removable appliances only - proposed treatment (rolling 12 month period)	8	440	1.8%	1.8%	2.1%
% of courses of treatment with removable appliances only - completed treatment (rolling 12 month period)	5	425	1.2%	1.6%	1.5%
% of patients satisfied with the treatment they have received (rolling 12 month period)	10	10	100.0%	96.0%	95.7%

\* Figures in italics indicate that the base number is less than 100.



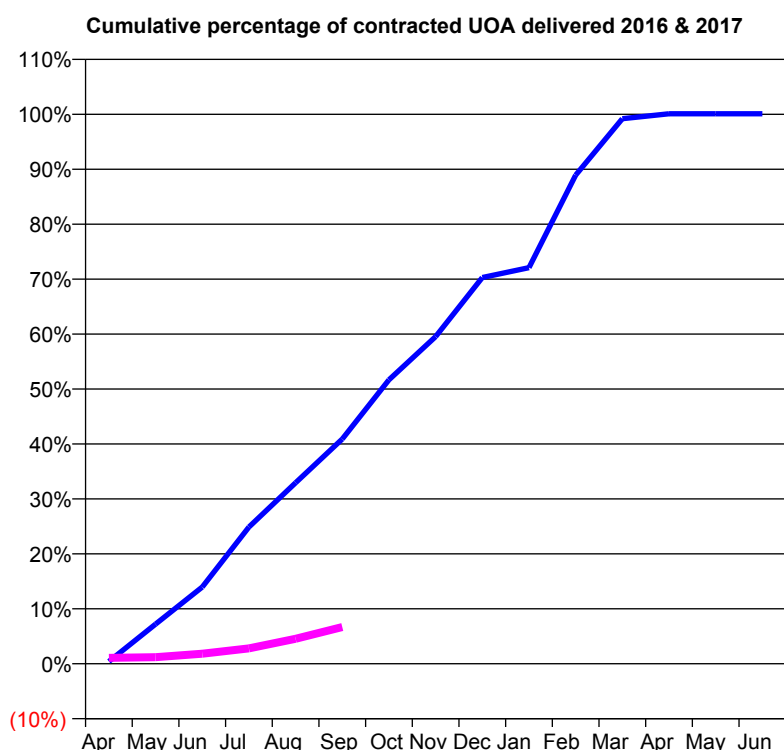
**Q69 - Vital Signs Orthodontic At a Glance Contract Report for 186872/0004 - September 2016**

Name or company name	ORTHOWORLD 2000 LTD
Contract type name	PDS Contract
Purpose of contract	Orthodontic
Contract start date	01/04/2006
Contract end date	31/03/2018

16/17 Contracted general activity (UDA)	0
Carry forward general activity (UDA)	0
16/17 Contracted orthodontic activity (UOA)	5,323
Carry forward orthodontic activity (UOA)	0
Baseline contract value	£337,818.11

**ACCESS**

	Contract	England and Wales
24 month ratio of assessments to patient IDs	1.09	1.10

**ACTIVITY**


Month	Adjusted Scheduled Activity (UOA)	
	2016	2017
April	22	58
May	384	64
June	743	97
July	1,325	149
August	1,754	242
September	2,177	356
October	2,751	
November	3,169	
December	3,741	
January	3,837	
February	4,734	
March	5,280	
April	5,328	
May	5,328	
June	5,328	

**QUALITY**

	Contract Quantity	Contract Base Number	Contract *	Region	England
% of all assessments that were assess and fit appliances (rolling 12 month period)	154	461	33.4%	55.3%	54.1%
% of all assessments that were assess and refuse (rolling 12 month period)	46	461	10.0%	11.5%	12.4%
% of all assessments that were assess and review (rolling 12 month period)	261	461	56.6%	33.2%	33.5%
% of terminated courses where treatment was abandoned or discontinued (rolling 12 month period)	13	165	7.9%	5.7%	7.2%
% of completed treatments indicating that PAR score was taken (year to date)	12	18	66.7%	57.4%	58.9%
Rate of removable appliances per 100 fixed appliances - proposed treatment (rolling 12 month period)	15	302	4.97	5.12	5.66
Rate of removable appliances per 100 fixed appliances - completed treatment (rolling 12 month period)	55	292	18.84	3.86	4.88
% of courses of treatment with removable appliances only - proposed treatment (rolling 12 month period)	1	154	0.6%	1.8%	2.1%
% of courses of treatment with removable appliances only - completed treatment (rolling 12 month period)	1	152	0.7%	1.6%	1.5%
% of patients satisfied with the treatment they have received (rolling 12 month period)	7	7	100.0%	96.0%	95.7%

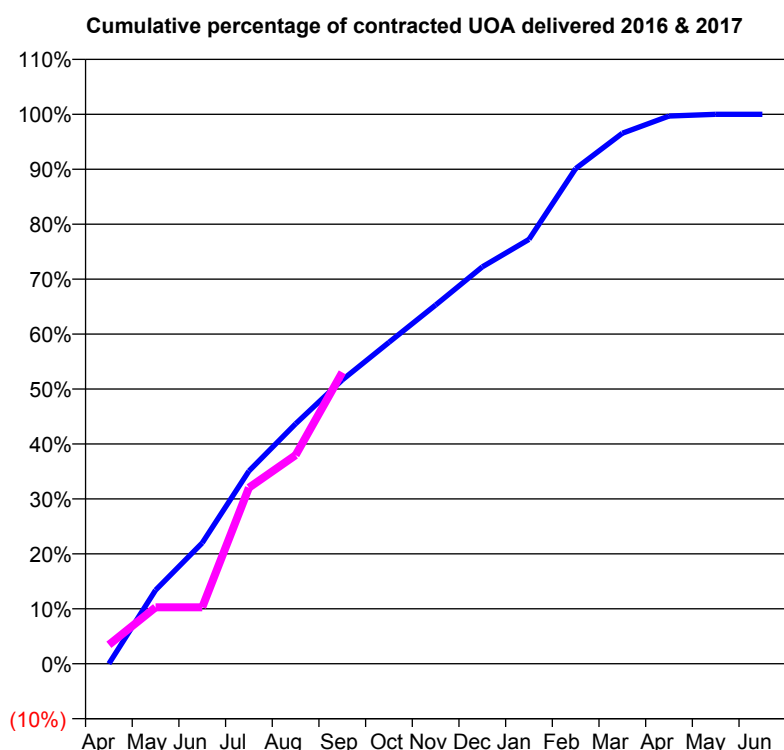
\* Figures in italics indicate that the base number is less than 100.

**Q69 - Vital Signs Orthodontic At a Glance Contract Report for 193607/0001 - September 2016**

Name or company name	Witney Brace Place	16/17 Contracted general activity (UDA)	0
Contract type name	PDS Contract	Carry forward general activity (UDA)	0
Purpose of contract	Orthodontic	16/17 Contracted orthodontic activity (UOA)	6,487
Contract start date	12/12/2011	Carry forward orthodontic activity (UOA)	0
Contract end date	31/03/2018	Baseline contract value	£411,690.04

**ACCESS**

	Contract	England and Wales
24 month ratio of assessments to patient IDs	1.13	1.10

**ACTIVITY**


Month	Adjusted Scheduled Activity (UOA)	
	2016	2017
April	0	225
May	870	666
June	1,427	666
July	2,275	2,078
August	2,833	2,463
September	3,351	3,441
October	3,795	
November	4,235	
December	4,686	
January	5,010	
February	5,846	
March	6,263	
April	6,466	
May	6,487	
June	6,487	

**QUALITY**

	Contract Quantity	Contract Base Number	Contract *	Region	England
% of all assessments that were assess and fit appliances (rolling 12 month period)	289	916	31.6%	55.3%	54.1%
% of all assessments that were assess and refuse (rolling 12 month period)	133	916	14.5%	11.5%	12.4%
% of all assessments that were assess and review (rolling 12 month period)	494	916	53.9%	33.2%	33.5%
% of terminated courses where treatment was abandoned or discontinued (rolling 12 month period)	6	273	2.2%	5.7%	7.2%
% of completed treatments indicating that PAR score was taken (year to date)	0	131	0.0%	57.4%	58.9%
Rate of removable appliances per 100 fixed appliances - proposed treatment (rolling 12 month period)	8	494	1.62	5.12	5.66
Rate of removable appliances per 100 fixed appliances - completed treatment (rolling 12 month period)	5	421	1.19	3.86	4.88
% of courses of treatment with removable appliances only - proposed treatment (rolling 12 month period)	7	289	2.4%	1.8%	2.1%
% of courses of treatment with removable appliances only - completed treatment (rolling 12 month period)	4	267	1.5%	1.6%	1.5%
% of patients satisfied with the treatment they have received (rolling 12 month period)	6	6	100.0%	96.0%	95.7%

\* Figures in italics indicate that the base number is less than 100.

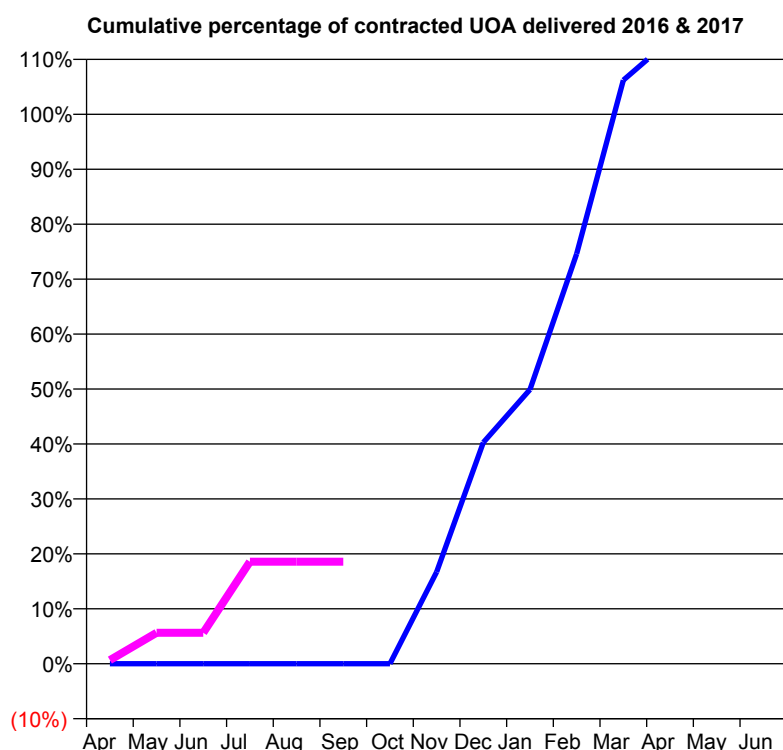
**Q69 - Vital Signs Orthodontic At a Glance Contract Report for 195332/0001 - September 2016**

Name or company name	Oxford Orthodontics Ltd
Contract type name	PDS Contract
Purpose of contract	Orthodontic
Contract start date	01/10/2015
Contract end date	31/03/2018

16/17 Contracted general activity (UDA)	0
Carry forward general activity (UDA)	0
16/17 Contracted orthodontic activity (UOA)	7,784
Carry forward orthodontic activity (UOA)	81
Baseline contract value	£494,002.66

**ACCESS**

	Contract	England and Wales
24 month ratio of assessments to patient IDs	1.01	1.10

**ACTIVITY**


Month	Adjusted Scheduled Activity (UOA)	
	2016	2017
April	0	52
May	0	439
June	0	439
July	0	1,446
August	0	1,446
September	0	1,446
October	0	
November	650	
December	1,567	
January	1,942	
February	2,904	
March	4,133	
April	4,418	
May	4,418	
June	4,418	

**QUALITY**

	Contract Quantity	Contract Base Number	Contract *	Region	England
% of all assessments that were assess and fit appliances (rolling 12 month period)	269	582	46.2%	55.3%	54.1%
% of all assessments that were assess and refuse (rolling 12 month period)	125	582	21.5%	11.5%	12.4%
% of all assessments that were assess and review (rolling 12 month period)	188	582	32.3%	33.2%	33.5%
% of terminated courses where treatment was abandoned or discontinued (rolling 12 month period)	20	292	6.8%	5.7%	7.2%
% of completed treatments indicating that PAR score was taken (year to date)	58	60	96.7%	57.4%	58.9%
Rate of removable appliances per 100 fixed appliances - proposed treatment (rolling 12 month period)	4	532	0.75	5.12	5.66
Rate of removable appliances per 100 fixed appliances - completed treatment (rolling 12 month period)	1	529	0.19	3.86	4.88
% of courses of treatment with removable appliances only - proposed treatment (rolling 12 month period)	1	269	0.4%	1.8%	2.1%
% of courses of treatment with removable appliances only - completed treatment (rolling 12 month period)	1	272	0.4%	1.6%	1.5%
% of patients satisfied with the treatment they have received (rolling 12 month period)	7	7	100.0%	96.0%	95.7%

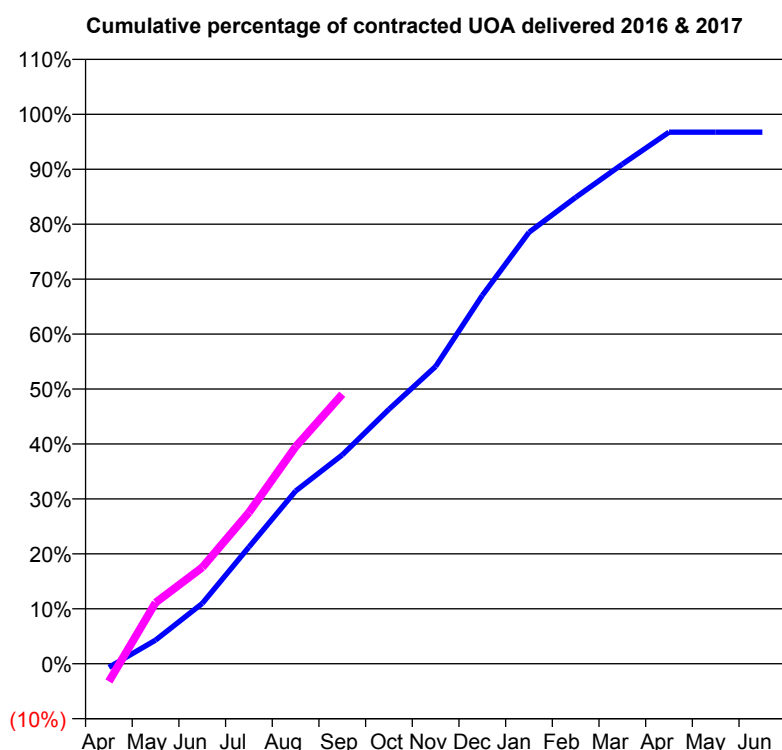
\* Figures in italics indicate that the base number is less than 100.

**Q69 - Vital Signs Orthodontic At a Glance Contract Report for 196355/0003 - September 2016**

Name or company name	Ortho-Tek Limited	16/17 Contracted general activity (UDA)	0
Contract type name	PDS Contract	Carry forward general activity (UDA)	0
Purpose of contract	Orthodontic	16/17 Contracted orthodontic activity (UOA)	5,265
Contract start date	01/04/2013	Carry forward orthodontic activity (UOA)	171
Contract end date	31/03/2018	Baseline contract value	£334,081.98

**ACCESS**

	Contract	England and Wales
24 month ratio of assessments to patient IDs	1.05	1.10

**ACTIVITY**


Month	Adjusted Scheduled Activity (UOA)	
	2016	2017
April	-35	-171
May	227	586
June	578	923
July	1,119	1,449
August	1,655	2,079
September	2,001	2,583
October	2,438	
November	2,848	
December	3,530	
January	4,134	
February	4,469	
March	4,787	
April	5,094	
May	5,094	
June	5,094	

**QUALITY**

	Contract Quantity	Contract Base Number	Contract *	Region	England
% of all assessments that were assess and fit appliances (rolling 12 month period)	277	481	57.6%	55.3%	54.1%
% of all assessments that were assess and refuse (rolling 12 month period)	72	481	15.0%	11.5%	12.4%
% of all assessments that were assess and review (rolling 12 month period)	132	481	27.4%	33.2%	33.5%
% of terminated courses where treatment was abandoned or discontinued (rolling 12 month period)	27	258	10.5%	5.7%	7.2%
% of completed treatments indicating that PAR score was taken (year to date)	53	132	40.2%	57.4%	58.9%
Rate of removable appliances per 100 fixed appliances - proposed treatment (rolling 12 month period)	1	544	0.18	5.12	5.66
Rate of removable appliances per 100 fixed appliances - completed treatment (rolling 12 month period)	2	455	0.44	3.86	4.88
% of courses of treatment with removable appliances only - proposed treatment (rolling 12 month period)	1	277	0.4%	1.8%	2.1%
% of courses of treatment with removable appliances only - completed treatment (rolling 12 month period)	0	231	0.0%	1.6%	1.5%
% of patients satisfied with the treatment they have received (rolling 12 month period)	10	11	90.9%	96.0%	95.7%

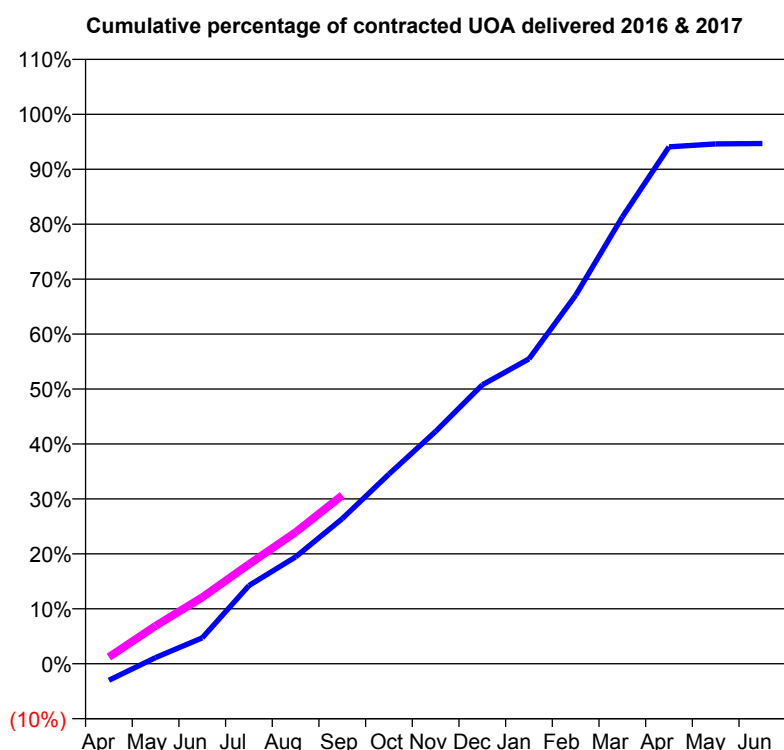
\* Figures in italics indicate that the base number is less than 100.

**Q69 - Vital Signs Orthodontic At a Glance Contract Report for 234249/0002 - September 2016**

Name or company name	MRS LC HARPER	16/17 Contracted general activity (UDA)	0
Contract type name	PDS Contract	Carry forward general activity (UDA)	0
Purpose of contract	Orthodontic	16/17 Contracted orthodontic activity (UOA)	32,639
Contract start date	01/04/2013	Carry forward orthodontic activity (UOA)	0
Contract end date	31/03/2018	Baseline contract value	£2,071,200.75

**ACCESS**

	Contract	England and Wales
24 month ratio of assessments to patient IDs	1.09	1.10

**ACTIVITY**


Month	Adjusted Scheduled Activity (UOA)	
	2016	2017
April	-988	398
May	371	2,256
June	1,539	3,952
July	4,648	5,909
August	6,352	7,813
September	8,622	10,005
October	11,269	
November	13,803	
December	16,567	
January	18,113	
February	21,885	
March	26,538	
April	30,702	
May	30,877	
June	30,903	

**QUALITY**

	Contract Quantity	Contract Base Number	Contract *	Region	England
% of all assessments that were assess and fit appliances (rolling 12 month period)	1,472	3,634	40.5%	55.3%	54.1%
% of all assessments that were assess and refuse (rolling 12 month period)	510	3,634	14.0%	11.5%	12.4%
% of all assessments that were assess and review (rolling 12 month period)	1,652	3,634	45.5%	33.2%	33.5%
% of terminated courses where treatment was abandoned or discontinued (rolling 12 month period)	102	1,194	8.5%	5.7%	7.2%
% of completed treatments indicating that PAR score was taken (year to date)	8	571	1.4%	57.4%	58.9%
Rate of removable appliances per 100 fixed appliances - proposed treatment (rolling 12 month period)	752	2,803	26.83	5.12	5.66
Rate of removable appliances per 100 fixed appliances - completed treatment (rolling 12 month period)	288	2,057	14.00	3.86	4.88
% of courses of treatment with removable appliances only - proposed treatment (rolling 12 month period)	42	1,472	2.9%	1.8%	2.1%
% of courses of treatment with removable appliances only - completed treatment (rolling 12 month period)	28	1,092	2.6%	1.6%	1.5%
% of patients satisfied with the treatment they have received (rolling 12 month period)	42	42	100.0%	96.0%	95.7%

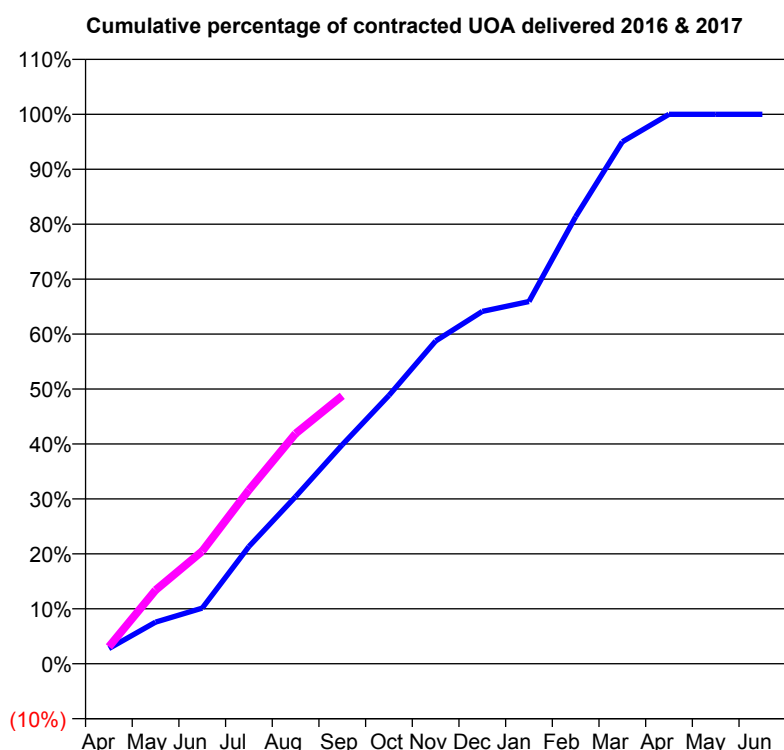
\* Figures in italics indicate that the base number is less than 100.

**Q69 - Vital Signs Orthodontic At a Glance Contract Report for 274895/0002 - September 2016**

Name or company name	MR AL DAVEY	16/17 Contracted general activity (UDA)	0
Contract type name	PDS Contract	Carry forward general activity (UDA)	0
Purpose of contract	Orthodontic	16/17 Contracted orthodontic activity (UOA)	4,670
Contract start date	01/04/2006	Carry forward orthodontic activity (UOA)	0
Contract end date	31/03/2018	Baseline contract value	£296,376.21

**ACCESS**

	Contract	England and Wales
24 month ratio of assessments to patient IDs	1.06	1.10

**ACTIVITY**


Month	Adjusted Scheduled Activity (UOA)	
	2016	2017
April	130	144
May	354	626
June	473	957
July	997	1,477
August	1,420	1,957
September	1,861	2,277
October	2,281	
November	2,743	
December	2,995	
January	3,079	
February	3,799	
March	4,436	
April	4,670	
May	4,670	
June	4,670	

**QUALITY**

	Contract Quantity	Contract Base Number	Contract *	Region	England
% of all assessments that were assess and fit appliances (rolling 12 month period)	233	426	54.7%	55.3%	54.1%
% of all assessments that were assess and refuse (rolling 12 month period)	1	426	0.2%	11.5%	12.4%
% of all assessments that were assess and review (rolling 12 month period)	192	426	45.1%	33.2%	33.5%
% of terminated courses where treatment was abandoned or discontinued (rolling 12 month period)	26	247	10.5%	5.7%	7.2%
% of completed treatments indicating that PAR score was taken (year to date)	126	126	100.0%	57.4%	58.9%
Rate of removable appliances per 100 fixed appliances - proposed treatment (rolling 12 month period)	0	466	0.00	5.12	5.66
Rate of removable appliances per 100 fixed appliances - completed treatment (rolling 12 month period)	0	442	0.00	3.86	4.88
% of courses of treatment with removable appliances only - proposed treatment (rolling 12 month period)	0	233	0.0%	1.8%	2.1%
% of courses of treatment with removable appliances only - completed treatment (rolling 12 month period)	0	221	0.0%	1.6%	1.5%
% of patients satisfied with the treatment they have received (rolling 12 month period)	7	7	100.0%	96.0%	95.7%

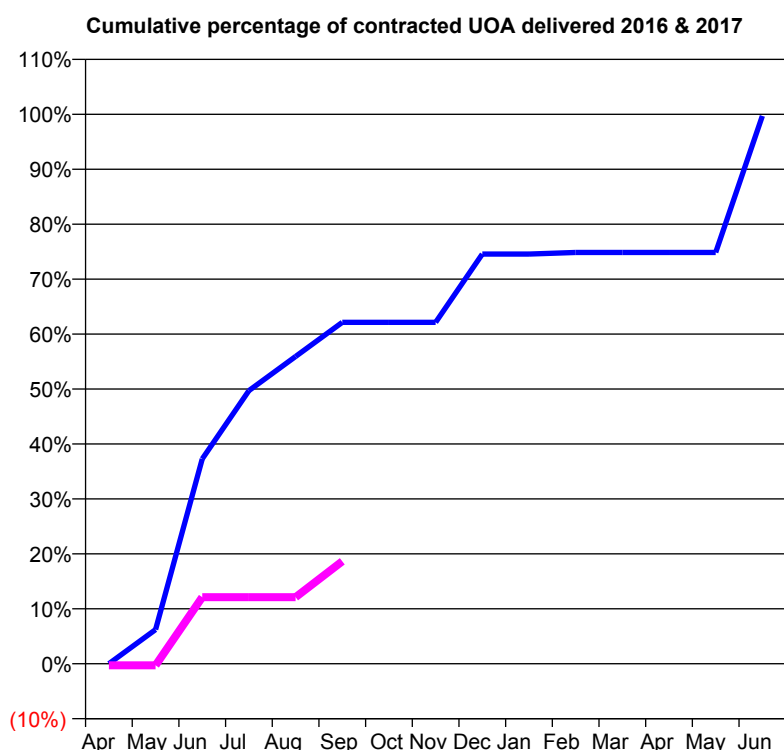
\* Figures in italics indicate that the base number is less than 100.

**Q69 - Vital Signs Orthodontic At a Glance Contract Report for 321737/0001 - September 2016**

Name or company name	MISS JA KESKA
Contract type name	PDS Contract
Purpose of contract	Orthodontic
Contract start date	01/04/2006
Contract end date	31/03/2018

16/17 Contracted general activity (UDA)	0
Carry forward general activity (UDA)	0
16/17 Contracted orthodontic activity (UOA)	338
Carry forward orthodontic activity (UOA)	1
Baseline contract value	£21,450.78

ACCESS	Contract	England and Wales
24 month ratio of assessments to patient IDs	1.03	1.10

**ACTIVITY**


Month	Adjusted Scheduled Activity (UOA)	
	2016	2017
April	0	-1
May	21	-1
June	126	41
July	168	41
August	189	41
September	210	63
October	210	
November	210	
December	252	
January	252	
February	253	
March	253	
April	253	
May	253	
June	337	

QUALITY	Contract Quantity	Contract Base Number	Contract *	Region	England
% of all assessments that were assess and fit appliances (rolling 12 month period)	9	12	75.0%	55.3%	54.1%
% of all assessments that were assess and refuse (rolling 12 month period)	2	12	16.7%	11.5%	12.4%
% of all assessments that were assess and review (rolling 12 month period)	1	12	8.3%	33.2%	33.5%
% of terminated courses where treatment was abandoned or discontinued (rolling 12 month period)	0	9	0.0%	5.7%	7.2%
% of completed treatments indicating that PAR score was taken (year to date)	0	0	N/A	57.4%	58.9%
Rate of removable appliances per 100 fixed appliances - proposed treatment (rolling 12 month period)	0	18	0.00	5.12	5.66
Rate of removable appliances per 100 fixed appliances - completed treatment (rolling 12 month period)	2	15	13.33	3.86	4.88
% of courses of treatment with removable appliances only - proposed treatment (rolling 12 month period)	0	9	0.0%	1.8%	2.1%
% of courses of treatment with removable appliances only - completed treatment (rolling 12 month period)	1	9	11.1%	1.6%	1.5%
% of patients satisfied with the treatment they have received (rolling 12 month period)	0	0	N/A	96.0%	95.7%

\* Figures in italics indicate that the base number is less than 100.

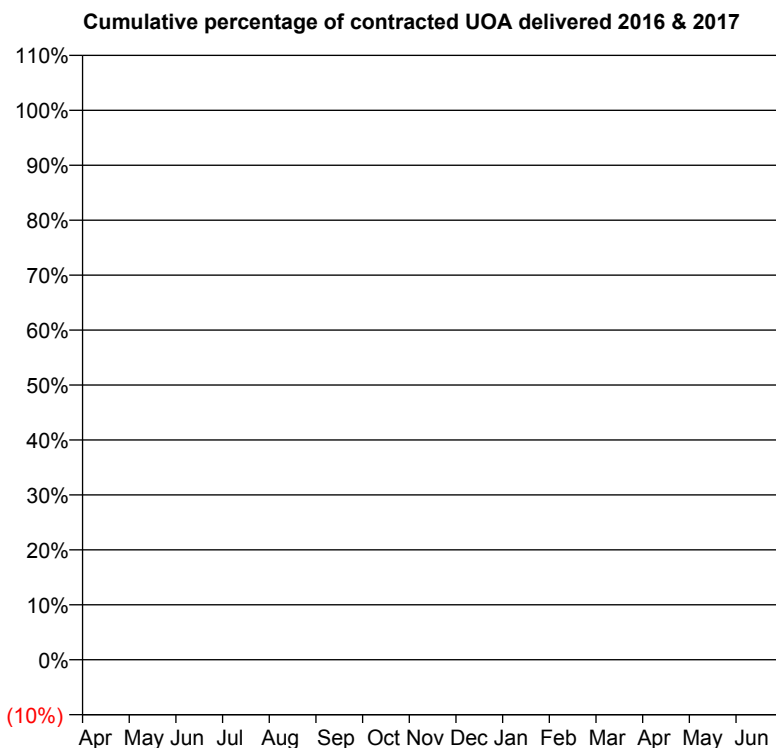
**Q69 - Vital Signs Orthodontic At a Glance Contract Report for 351458/0001 - September 2016**

Name or company name	MR DP MCALEAVEY
Contract type name	GDS Contract
Purpose of contract	General
Contract start date	01/04/2006
Contract end date	

16/17 Contracted general activity (UDA)	1,443
Carry forward general activity (UDA)	0
16/17 Contracted orthodontic activity (UOA)	0
Carry forward orthodontic activity (UOA)	0
Baseline contract value	£34,018.30

**ACCESS**

	Contract	England and Wales
24 month ratio of assessments to patient IDs	1.00	1.10

**ACTIVITY**


Month	Adjusted Scheduled Activity (UOA)	
	2016	2017
April	0	0
May	0	0
June	1	0
July	1	1
August	23	1
September	23	1
October	1	
November	1	
December	1	
January	2	
February	23	
March	23	
April	23	
May	23	
June	23	

**QUALITY**

	Contract Quantity	Contract Base Number	Contract *	Region	England
% of all assessments that were assess and fit appliances (rolling 12 month period)	1	3	33.3%	55.3%	54.1%
% of all assessments that were assess and refuse (rolling 12 month period)	1	3	33.3%	11.5%	12.4%
% of all assessments that were assess and review (rolling 12 month period)	1	3	33.3%	33.2%	33.5%
% of terminated courses where treatment was abandoned or discontinued (rolling 12 month period)	0	0	N/A	5.7%	7.2%
% of completed treatments indicating that PAR score was taken (year to date)	0	0	N/A	57.4%	58.9%
Rate of removable appliances per 100 fixed appliances - proposed treatment (rolling 12 month period)	0	2	0.00	5.12	5.66
Rate of removable appliances per 100 fixed appliances - completed treatment (rolling 12 month period)	0	0	N/A	3.86	4.88
% of courses of treatment with removable appliances only - proposed treatment (rolling 12 month period)	0	1	0.0%	1.8%	2.1%
% of courses of treatment with removable appliances only - completed treatment (rolling 12 month period)	0	0	N/A	1.6%	1.5%
% of patients satisfied with the treatment they have received (rolling 12 month period)	0	0	N/A	96.0%	95.7%

\* Figures in italics indicate that the base number is less than 100.



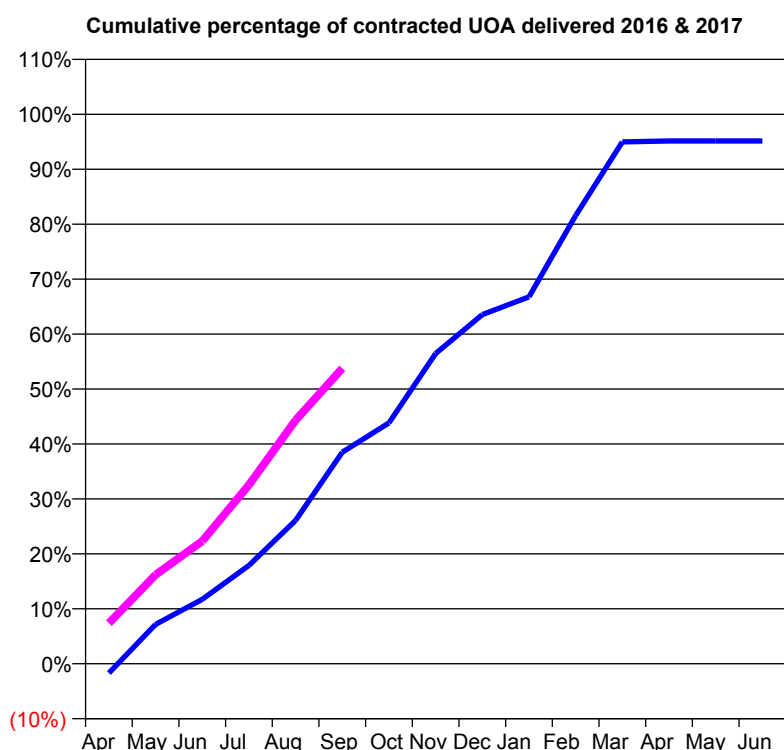
**Q69 - Vital Signs Orthodontic At a Glance Contract Report for 351458/0002 - September 2016**

Name or company name	MR DP MCALEAVEY
Contract type name	PDS Contract
Purpose of contract	Orthodontic
Contract start date	01/04/2006
Contract end date	31/03/2018

16/17 Contracted general activity (UDA)	0
Carry forward general activity (UDA)	0
16/17 Contracted orthodontic activity (UOA)	2,940
Carry forward orthodontic activity (UOA)	0
Baseline contract value	£186,583.74

**ACCESS**

	Contract	England and Wales
24 month ratio of assessments to patient IDs	1.04	1.10

**ACTIVITY**


Month	Adjusted Scheduled Activity (UOA)	
	2016	2017
April	-50	217
May	211	476
June	345	656
July	526	957
August	767	1,303
September	1,132	1,581
October	1,289	
November	1,660	
December	1,868	
January	1,963	
February	2,398	
March	2,792	
April	2,797	
May	2,797	
June	2,797	

**QUALITY**

	Contract Quantity	Contract Base Number	Contract *	Region	England
% of all assessments that were assess and fit appliances (rolling 12 month period)	151	277	54.5%	55.3%	54.1%
% of all assessments that were assess and refuse (rolling 12 month period)	35	277	12.6%	11.5%	12.4%
% of all assessments that were assess and review (rolling 12 month period)	91	277	32.9%	33.2%	33.5%
% of terminated courses where treatment was abandoned or discontinued (rolling 12 month period)	3	124	2.4%	5.7%	7.2%
% of completed treatments indicating that PAR score was taken (year to date)	24	55	43.6%	57.4%	58.9%
Rate of removable appliances per 100 fixed appliances - proposed treatment (rolling 12 month period)	7	287	2.44	5.12	5.66
Rate of removable appliances per 100 fixed appliances - completed treatment (rolling 12 month period)	15	218	6.88	3.86	4.88
% of courses of treatment with removable appliances only - proposed treatment (rolling 12 month period)	3	151	2.0%	1.8%	2.1%
% of courses of treatment with removable appliances only - completed treatment (rolling 12 month period)	4	121	3.3%	1.6%	1.5%
% of patients satisfied with the treatment they have received (rolling 12 month period)	4	4	100.0%	96.0%	95.7%

\* Figures in italics indicate that the base number is less than 100.

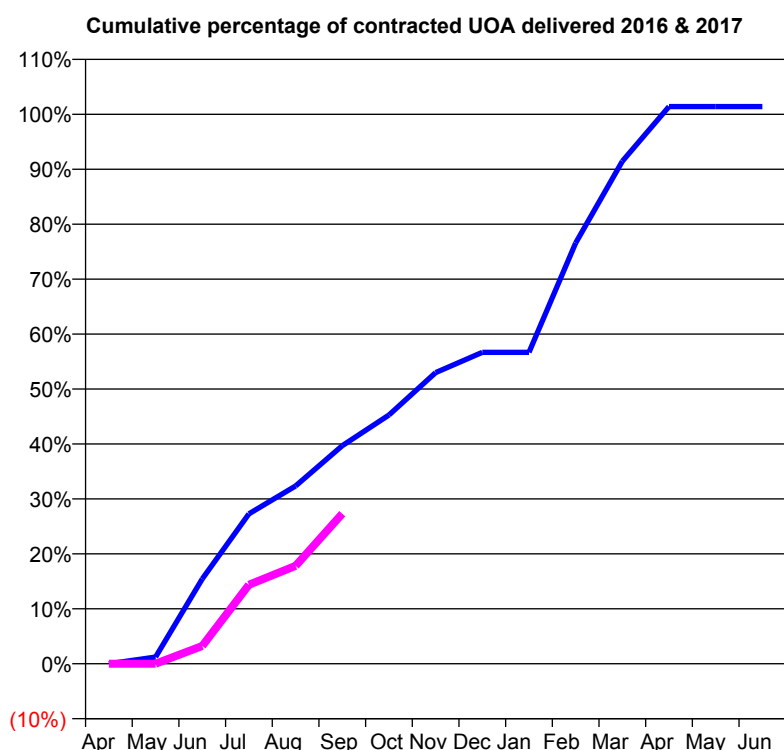
**Q69 - Vital Signs Orthodontic At a Glance Contract Report for 657131/0002 - September 2016**

Name or company name	MR PO ILORI
Contract type name	PDS Contract
Purpose of contract	Orthodontic
Contract start date	01/04/2015
Contract end date	31/03/2018

16/17 Contracted general activity (UDA)	0
Carry forward general activity (UDA)	0
16/17 Contracted orthodontic activity (UOA)	19,286
Carry forward orthodontic activity (UOA)	0
Baseline contract value	£1,223,963.94

**ACCESS**

	Contract	England and Wales
24 month ratio of assessments to patient IDs	1.03	1.10

**ACTIVITY**


Month	Adjusted Scheduled Activity (UOA)	
	2016	2017
April	0	0
May	238	0
June	3,000	623
July	5,304	2,773
August	6,288	3,438
September	7,711	5,267
October	8,796	
November	10,297	
December	11,014	
January	11,014	
February	14,881	
March	17,770	
April	19,705	
May	19,705	
June	19,705	

**QUALITY**

	Contract Quantity	Contract Base Number	Contract *	Region	England
% of all assessments that were assess and fit appliances (rolling 12 month period)	796	1,375	57.9%	55.3%	54.1%
% of all assessments that were assess and refuse (rolling 12 month period)	8	1,375	0.6%	11.5%	12.4%
% of all assessments that were assess and review (rolling 12 month period)	571	1,375	41.5%	33.2%	33.5%
% of terminated courses where treatment was abandoned or discontinued (rolling 12 month period)	3	504	0.6%	5.7%	7.2%
% of completed treatments indicating that PAR score was taken (year to date)	143	455	31.4%	57.4%	58.9%
Rate of removable appliances per 100 fixed appliances - proposed treatment (rolling 12 month period)	2	1,582	0.13	5.12	5.66
Rate of removable appliances per 100 fixed appliances - completed treatment (rolling 12 month period)	0	994	0.00	3.86	4.88
% of courses of treatment with removable appliances only - proposed treatment (rolling 12 month period)	1	796	0.1%	1.8%	2.1%
% of courses of treatment with removable appliances only - completed treatment (rolling 12 month period)	0	501	0.0%	1.6%	1.5%
% of patients satisfied with the treatment they have received (rolling 12 month period)	19	20	95.0%	96.0%	95.7%

\* Figures in italics indicate that the base number is less than 100.

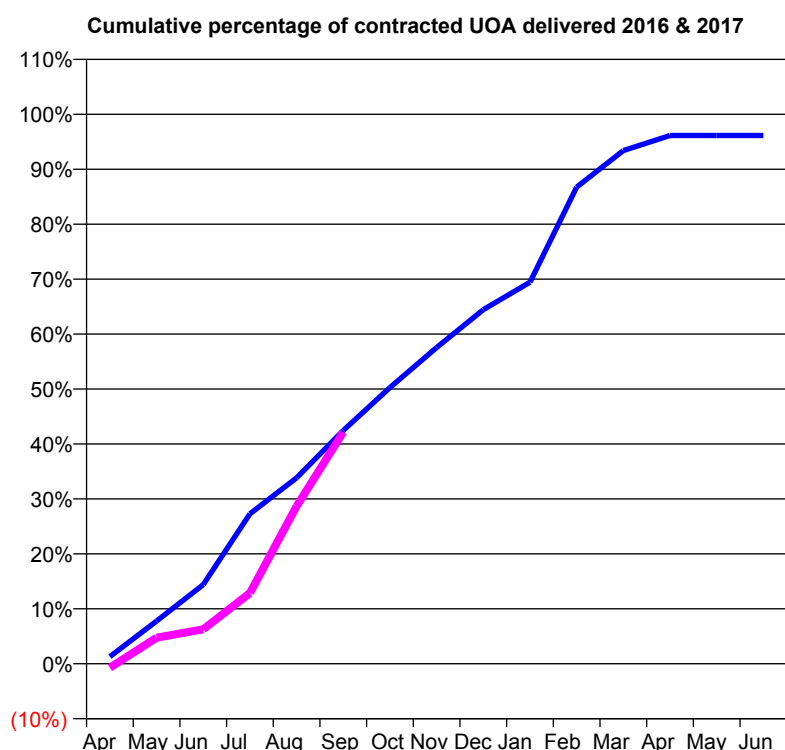
**Q69 - Vital Signs Orthodontic At a Glance Contract Report for 754390/0001 - September 2016**

Name or company name	MR MD NORTHWOOD
Contract type name	PDS Contract
Purpose of contract	Orthodontic
Contract start date	01/04/2006
Contract end date	31/03/2018

16/17 Contracted general activity (UDA)	0
Carry forward general activity (UDA)	0
16/17 Contracted orthodontic activity (UOA)	12,740
Carry forward orthodontic activity (UOA)	493
Baseline contract value	£808,529.53

**ACCESS**

	Contract	England and Wales
24 month ratio of assessments to patient IDs	1.40	1.10

**ACTIVITY**


Month	Adjusted Scheduled Activity (UOA)	
	2016	2017
April	166	-93
May	990	604
June	1,836	799
July	3,476	1,641
August	4,311	3,654
September	5,408	5,373
October	6,404	
November	7,331	
December	8,210	
January	8,846	
February	11,050	
March	11,899	
April	12,247	
May	12,247	
June	12,247	

**QUALITY**

	Contract Quantity	Contract Base Number	Contract *	Region	England
% of all assessments that were assess and fit appliances (rolling 12 month period)	557	1,691	32.9%	55.3%	54.1%
% of all assessments that were assess and refuse (rolling 12 month period)	121	1,691	7.2%	11.5%	12.4%
% of all assessments that were assess and review (rolling 12 month period)	1,013	1,691	59.9%	33.2%	33.5%
% of terminated courses where treatment was abandoned or discontinued (rolling 12 month period)	7	518	1.4%	5.7%	7.2%
% of completed treatments indicating that PAR score was taken (year to date)	251	259	96.9%	57.4%	58.9%
Rate of removable appliances per 100 fixed appliances - proposed treatment (rolling 12 month period)	37	1,081	3.42	5.12	5.66
Rate of removable appliances per 100 fixed appliances - completed treatment (rolling 12 month period)	18	993	1.81	3.86	4.88
% of courses of treatment with removable appliances only - proposed treatment (rolling 12 month period)	7	557	1.3%	1.8%	2.1%
% of courses of treatment with removable appliances only - completed treatment (rolling 12 month period)	4	511	0.8%	1.6%	1.5%
% of patients satisfied with the treatment they have received (rolling 12 month period)	11	13	84.6%	96.0%	95.7%

\* Figures in italics indicate that the base number is less than 100.

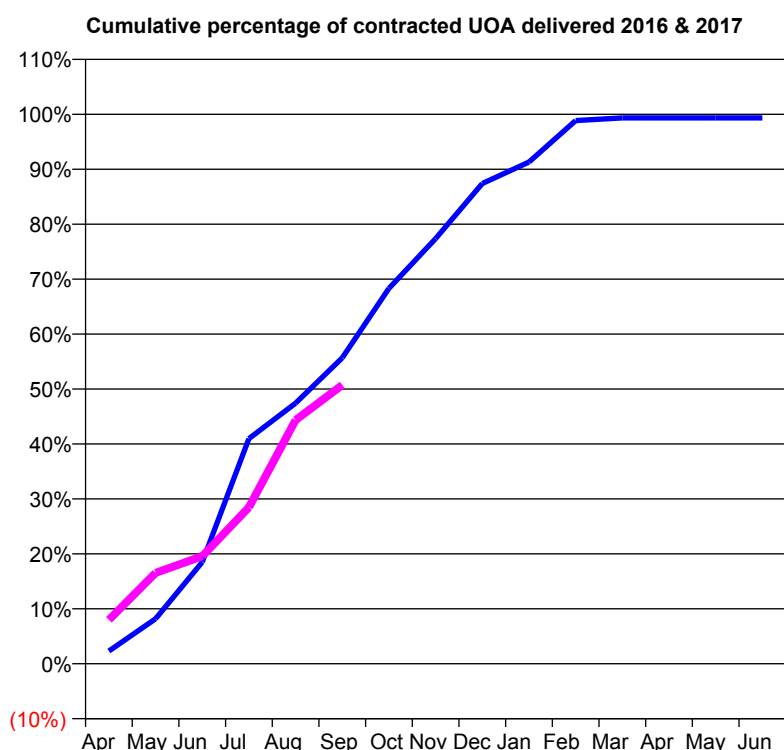
**Q69 - Vital Signs Orthodontic At a Glance Contract Report for 754668/0001 - September 2016**

Name or company name	MISS FM LEAHY
Contract type name	PDS Contract
Purpose of contract	Orthodontic
Contract start date	01/04/2006
Contract end date	31/03/2018

16/17 Contracted general activity (UDA)	0
Carry forward general activity (UDA)	0
16/17 Contracted orthodontic activity (UOA)	4,482
Carry forward orthodontic activity (UOA)	30
Baseline contract value	£284,445.00

**ACCESS**

	Contract	England and Wales
24 month ratio of assessments to patient IDs	1.18	1.10

**ACTIVITY**


Month	Adjusted Scheduled Activity (UOA)	
	2016	2017
April	104	358
May	367	741
June	829	877
July	1,837	1,276
August	2,126	1,988
September	2,496	2,274
October	3,062	
November	3,468	
December	3,917	
January	4,092	
February	4,431	
March	4,452	
April	4,452	
May	4,452	
June	4,452	

**QUALITY**

	Contract Quantity	Contract Base Number	Contract *	Region	England
% of all assessments that were assess and fit appliances (rolling 12 month period)	189	556	34.0%	55.3%	54.1%
% of all assessments that were assess and refuse (rolling 12 month period)	92	556	16.5%	11.5%	12.4%
% of all assessments that were assess and review (rolling 12 month period)	275	556	49.5%	33.2%	33.5%
% of terminated courses where treatment was abandoned or discontinued (rolling 12 month period)	6	148	4.1%	5.7%	7.2%
% of completed treatments indicating that PAR score was taken (year to date)	23	71	32.4%	57.4%	58.9%
Rate of removable appliances per 100 fixed appliances - proposed treatment (rolling 12 month period)	49	370	13.24	5.12	5.66
Rate of removable appliances per 100 fixed appliances - completed treatment (rolling 12 month period)	23	277	8.30	3.86	4.88
% of courses of treatment with removable appliances only - proposed treatment (rolling 12 month period)	3	189	1.6%	1.8%	2.1%
% of courses of treatment with removable appliances only - completed treatment (rolling 12 month period)	2	142	1.4%	1.6%	1.5%
% of patients satisfied with the treatment they have received (rolling 12 month period)	6	6	100.0%	96.0%	95.7%

\* Figures in italics indicate that the base number is less than 100.

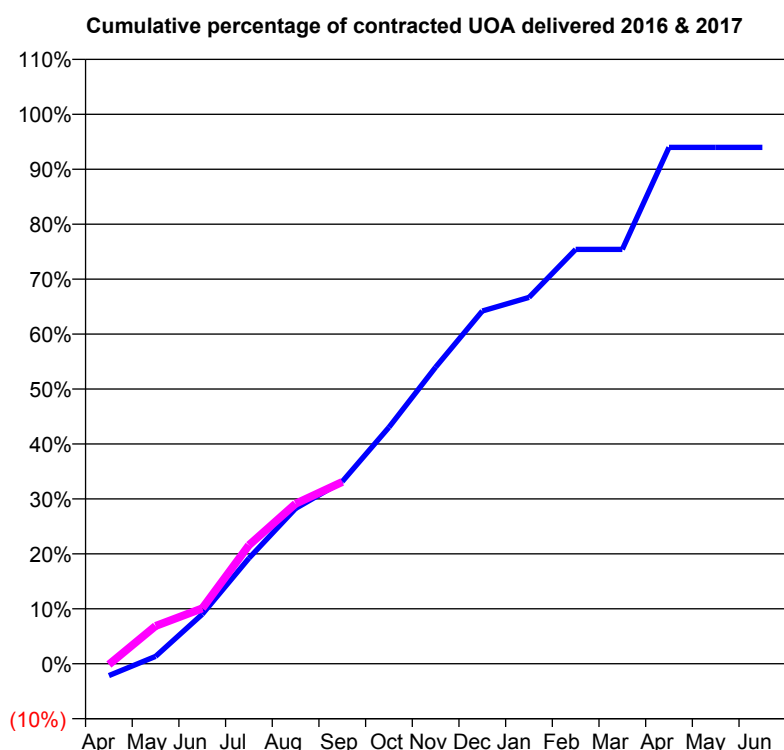
**Q69 - Vital Signs Orthodontic At a Glance Contract Report for 775215/0009 - September 2016**

Name or company name	MR C PATEL
Contract type name	PDS Contract
Purpose of contract	Orthodontic
Contract start date	01/04/2013
Contract end date	31/03/2018

16/17 Contracted general activity (UDA)	0
Carry forward general activity (UDA)	0
16/17 Contracted orthodontic activity (UOA)	1,843
Carry forward orthodontic activity (UOA)	45
Baseline contract value	£116,984.21

**ACCESS**

	Contract	England and Wales
24 month ratio of assessments to patient IDs	1.26	1.10

**ACTIVITY**


Month	Adjusted Scheduled Activity (UOA)	
	2016	2017
April	-40	-3
May	25	127
June	166	186
July	354	398
August	521	537
September	611	610
October	793	
November	995	
December	1,183	
January	1,229	
February	1,390	
March	1,390	
April	1,732	
May	1,732	
June	1,732	

**QUALITY**

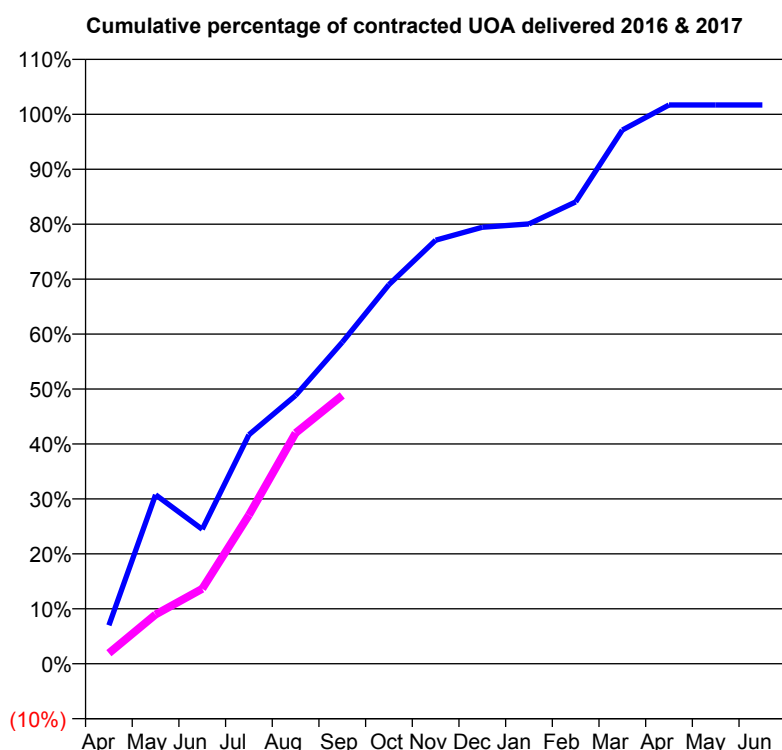
	Contract Quantity	Contract Base Number	Contract *	Region	England
% of all assessments that were assess and fit appliances (rolling 12 month period)	80	260	30.8%	55.3%	54.1%
% of all assessments that were assess and refuse (rolling 12 month period)	58	260	22.3%	11.5%	12.4%
% of all assessments that were assess and review (rolling 12 month period)	122	260	46.9%	33.2%	33.5%
% of terminated courses where treatment was abandoned or discontinued (rolling 12 month period)	3	23	13.0%	5.7%	7.2%
% of completed treatments indicating that PAR score was taken (year to date)	4	4	100.0%	57.4%	58.9%
Rate of removable appliances per 100 fixed appliances - proposed treatment (rolling 12 month period)	0	30	0.00	5.12	5.66
Rate of removable appliances per 100 fixed appliances - completed treatment (rolling 12 month period)	0	0	N/A	3.86	4.88
% of courses of treatment with removable appliances only - proposed treatment (rolling 12 month period)	0	80	0.0%	1.8%	2.1%
% of courses of treatment with removable appliances only - completed treatment (rolling 12 month period)	0	20	0.0%	1.6%	1.5%
% of patients satisfied with the treatment they have received (rolling 12 month period)	1	1	100.0%	96.0%	95.7%

\* Figures in italics indicate that the base number is less than 100.

**Q69 - Vital Signs Orthodontic At a Glance Contract Report for 803480/0003 - September 2016**

Name or company name	MR MY CHEUNG	16/17 Contracted general activity (UDA)	0
Contract type name	PDS Contract	Carry forward general activity (UDA)	0
Purpose of contract	Orthodontic	16/17 Contracted orthodontic activity (UOA)	3,599
Contract start date	01/04/2013	Carry forward orthodontic activity (UOA)	0
Contract end date	31/03/2018	Baseline contract value	£228,386.71

ACCESS	Contract	England and Wales
24 month ratio of assessments to patient IDs	1.04	1.10

**ACTIVITY**


Month	Adjusted Scheduled Activity (UOA)	
	2016	2017
April	252	69
May	1,107	323
June	881	491
July	1,500	974
August	1,758	1,511
September	2,106	1,758
October	2,483	
November	2,774	
December	2,859	
January	2,881	
February	3,025	
March	3,496	
April	3,660	
May	3,660	
June	3,660	

**QUALITY**

	Contract Quantity	Contract Base Number	Contract *	Region	England
% of all assessments that were assess and fit appliances (rolling 12 month period)	148	356	41.6%	55.3%	54.1%
% of all assessments that were assess and refuse (rolling 12 month period)	0	356	0.0%	11.5%	12.4%
% of all assessments that were assess and review (rolling 12 month period)	208	356	58.4%	33.2%	33.5%
% of terminated courses where treatment was abandoned or discontinued (rolling 12 month period)	6	166	3.6%	5.7%	7.2%
% of completed treatments indicating that PAR score was taken (year to date)	81	87	93.1%	57.4%	58.9%
Rate of removable appliances per 100 fixed appliances - proposed treatment (rolling 12 month period)	0	296	0.00	5.12	5.66
Rate of removable appliances per 100 fixed appliances - completed treatment (rolling 12 month period)	0	314	0.00	3.86	4.88
% of courses of treatment with removable appliances only - proposed treatment (rolling 12 month period)	0	148	0.0%	1.8%	2.1%
% of courses of treatment with removable appliances only - completed treatment (rolling 12 month period)	0	160	0.0%	1.6%	1.5%
% of patients satisfied with the treatment they have received (rolling 12 month period)	6	6	100.0%	96.0%	95.7%

\* Figures in italics indicate that the base number is less than 100.

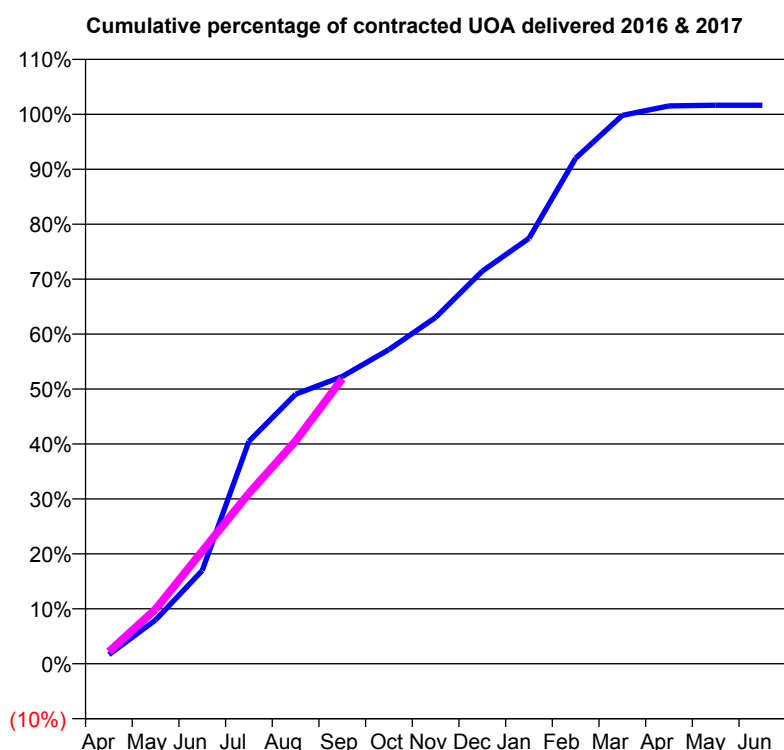
**Q69 - Vital Signs Orthodontic At a Glance Contract Report for 839175/0005 - September 2016**

Name or company name	MR U BOSE
Contract type name	PDS Contract
Purpose of contract	Orthodontic
Contract start date	01/04/2013
Contract end date	31/03/2018

16/17 Contracted general activity (UDA)	0
Carry forward general activity (UDA)	0
16/17 Contracted orthodontic activity (UOA)	5,391
Carry forward orthodontic activity (UOA)	0
Baseline contract value	£342,134.95

**ACCESS**

	Contract	England and Wales
24 month ratio of assessments to patient IDs	1.32	1.10

**ACTIVITY**


Month	Adjusted Scheduled Activity (UOA)	
	2016	2017
April	90	118
May	430	536
June	915	1,105
July	2,183	1,673
August	2,645	2,186
September	2,819	2,796
October	3,083	
November	3,398	
December	3,852	
January	4,174	
February	4,960	
March	5,380	
April	5,473	
May	5,479	
June	5,479	

**QUALITY**

	Contract Quantity	Contract Base Number	Contract *	Region	England
% of all assessments that were assess and fit appliances (rolling 12 month period)	252	579	43.5%	55.3%	54.1%
% of all assessments that were assess and refuse (rolling 12 month period)	22	579	3.8%	11.5%	12.4%
% of all assessments that were assess and review (rolling 12 month period)	305	579	52.7%	33.2%	33.5%
% of terminated courses where treatment was abandoned or discontinued (rolling 12 month period)	5	229	2.2%	5.7%	7.2%
% of completed treatments indicating that PAR score was taken (year to date)	104	110	94.5%	57.4%	58.9%
Rate of removable appliances per 100 fixed appliances - proposed treatment (rolling 12 month period)	17	309	5.50	5.12	5.66
Rate of removable appliances per 100 fixed appliances - completed treatment (rolling 12 month period)	0	2	0.00	3.86	4.88
% of courses of treatment with removable appliances only - proposed treatment (rolling 12 month period)	2	252	0.8%	1.8%	2.1%
% of courses of treatment with removable appliances only - completed treatment (rolling 12 month period)	0	224	0.0%	1.6%	1.5%
% of patients satisfied with the treatment they have received (rolling 12 month period)	6	6	100.0%	96.0%	95.7%

\* Figures in italics indicate that the base number is less than 100.

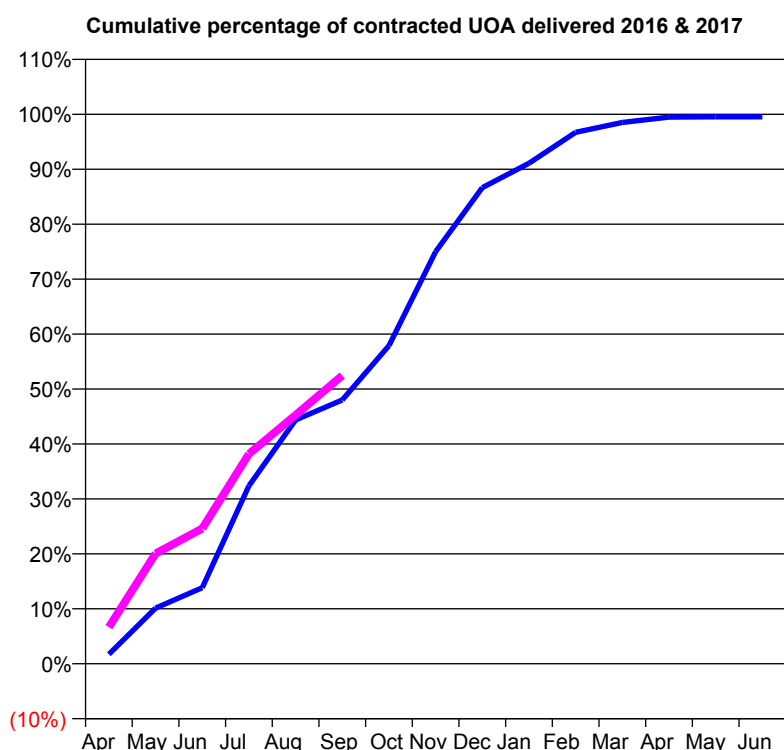
**Q70 - Vital Signs Orthodontic At a Glance Contract Report for 102938/0001 - September 2016**

Name or company name	Milford Dental Practice Partnership
Contract type name	GDS Contract
Purpose of contract	General and Orthodontic
Contract start date	01/04/2011
Contract end date	

16/17 Contracted general activity (UDA)	10,405
Carry forward general activity (UDA)	97
16/17 Contracted orthodontic activity (UOA)	2,368
Carry forward orthodontic activity (UOA)	11
Baseline contract value	£394,270.70

**ACCESS**

	Contract	England and Wales
24 month ratio of assessments to patient IDs	1.10	1.10

**ACTIVITY**


Month	Adjusted Scheduled Activity (UOA)	
	2016	2017
April	41	158
May	240	475
June	328	583
July	767	904
August	1,051	1,072
September	1,137	1,242
October	1,371	
November	1,776	
December	2,052	
January	2,157	
February	2,290	
March	2,333	
April	2,356	
May	2,357	
June	2,357	

**QUALITY**

	Contract Quantity	Contract Base Number	Contract *	Region	England
% of all assessments that were assess and fit appliances (rolling 12 month period)	119	148	80.4%	55.3%	54.1%
% of all assessments that were assess and refuse (rolling 12 month period)	16	148	10.8%	11.5%	12.4%
% of all assessments that were assess and review (rolling 12 month period)	13	148	8.8%	33.2%	33.5%
% of terminated courses where treatment was abandoned or discontinued (rolling 12 month period)	3	77	3.9%	5.7%	7.2%
% of completed treatments indicating that PAR score was taken (year to date)	25	39	64.1%	57.4%	58.9%
Rate of removable appliances per 100 fixed appliances - proposed treatment (rolling 12 month period)	13	230	5.65	5.12	5.66
Rate of removable appliances per 100 fixed appliances - completed treatment (rolling 12 month period)	11	142	7.75	3.86	4.88
% of courses of treatment with removable appliances only - proposed treatment (rolling 12 month period)	1	119	0.8%	1.8%	2.1%
% of courses of treatment with removable appliances only - completed treatment (rolling 12 month period)	2	74	2.7%	1.6%	1.5%
% of patients satisfied with the treatment they have received (rolling 12 month period)	5	5	100.0%	96.0%	95.7%

\* Figures in italics indicate that the base number is less than 100.



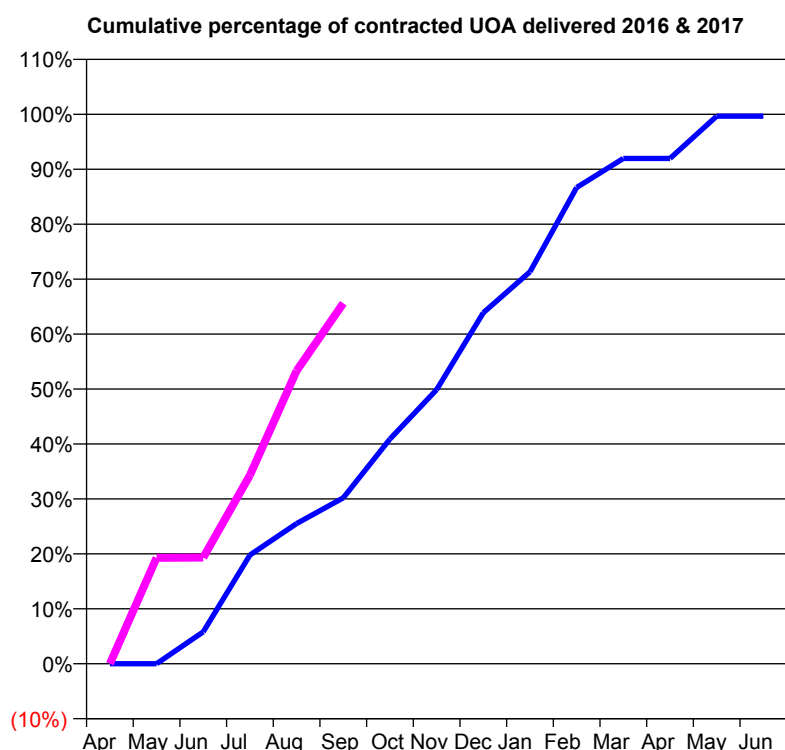
**Q70 - Vital Signs Orthodontic At a Glance Contract Report for 106488/0002 - September 2016**

Name or company name	Solent House Dental Centre
Contract type name	PDS Contract
Purpose of contract	Orthodontic
Contract start date	01/04/2015
Contract end date	31/03/2018

16/17 Contracted general activity (UDA)	0
Carry forward general activity (UDA)	0
16/17 Contracted orthodontic activity (UOA)	1,727
Carry forward orthodontic activity (UOA)	0
Baseline contract value	£102,540.51

**ACCESS**

	Contract	England and Wales
24 month ratio of assessments to patient IDs	1.03	1.10

**ACTIVITY**


Month	Adjusted Scheduled Activity (UOA)	
	2016	2017
April	0	0
May	0	333
June	118	334
July	401	593
August	517	921
September	612	1,133
October	829	
November	1,011	
December	1,295	
January	1,446	
February	1,757	
March	1,864	
April	1,864	
May	2,020	
June	2,020	

**QUALITY**

	Contract Quantity	Contract Base Number	Contract *	Region	England
% of all assessments that were assess and fit appliances (rolling 12 month period)	120	212	56.6%	55.3%	54.1%
% of all assessments that were assess and refuse (rolling 12 month period)	38	212	17.9%	11.5%	12.4%
% of all assessments that were assess and review (rolling 12 month period)	54	212	25.5%	33.2%	33.5%
% of terminated courses where treatment was abandoned or discontinued (rolling 12 month period)	3	62	4.8%	5.7%	7.2%
% of completed treatments indicating that PAR score was taken (year to date)	22	32	68.8%	57.4%	58.9%
Rate of removable appliances per 100 fixed appliances - proposed treatment (rolling 12 month period)	17	229	7.42	5.12	5.66
Rate of removable appliances per 100 fixed appliances - completed treatment (rolling 12 month period)	18	115	15.65	3.86	4.88
% of courses of treatment with removable appliances only - proposed treatment (rolling 12 month period)	4	120	3.3%	1.8%	2.1%
% of courses of treatment with removable appliances only - completed treatment (rolling 12 month period)	1	59	1.7%	1.6%	1.5%
% of patients satisfied with the treatment they have received (rolling 12 month period)	6	6	100.0%	96.0%	95.7%

\* Figures in italics indicate that the base number is less than 100.

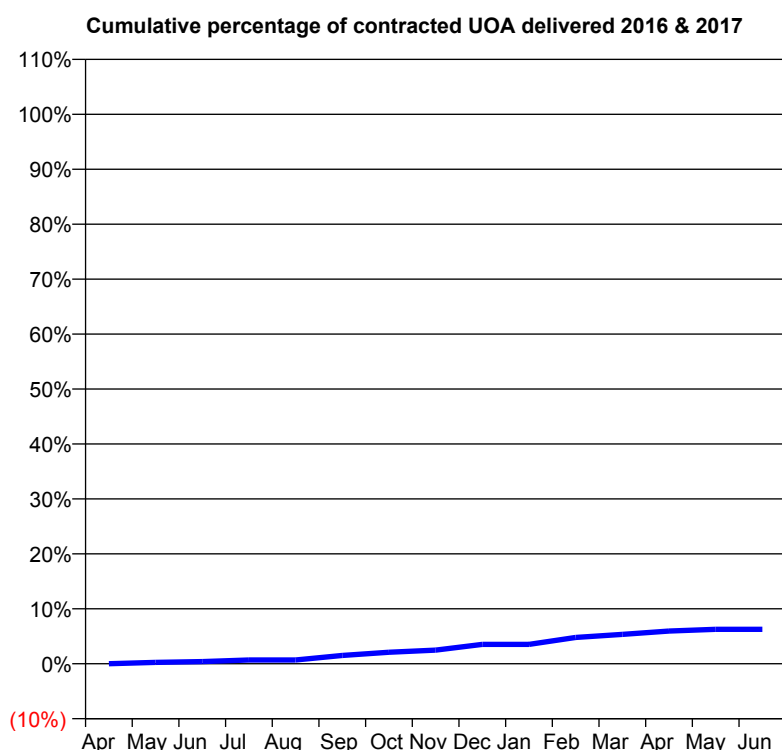
**Q70 - Vital Signs Orthodontic At a Glance Contract Report for 116718/0001 - September 2016**

Name or company name	St James
Contract type name	Pilot Contract
Purpose of contract	Orthodontic
Contract start date	01/01/2011
Contract end date	

16/17 Contracted general activity (UDA)	57,063
Carry forward general activity (UDA)	0
16/17 Contracted orthodontic activity (UOA)	421
Carry forward orthodontic activity (UOA)	13,235
Baseline contract value	£1,881,817.44

**ACCESS**

	Contract	England and Wales
24 month ratio of assessments to patient IDs	1.03	1.10

**ACTIVITY**


Month	Adjusted Scheduled Activity (UOA)	
	2016	2017
April	0	-12,879
May	35	-12,612
June	56	-12,410
July	98	-12,000
August	98	-11,584
September	214	-10,721
October	298	
November	352	
December	499	
January	499	
February	676	
March	754	
April	840	
May	886	
June	886	

**QUALITY**

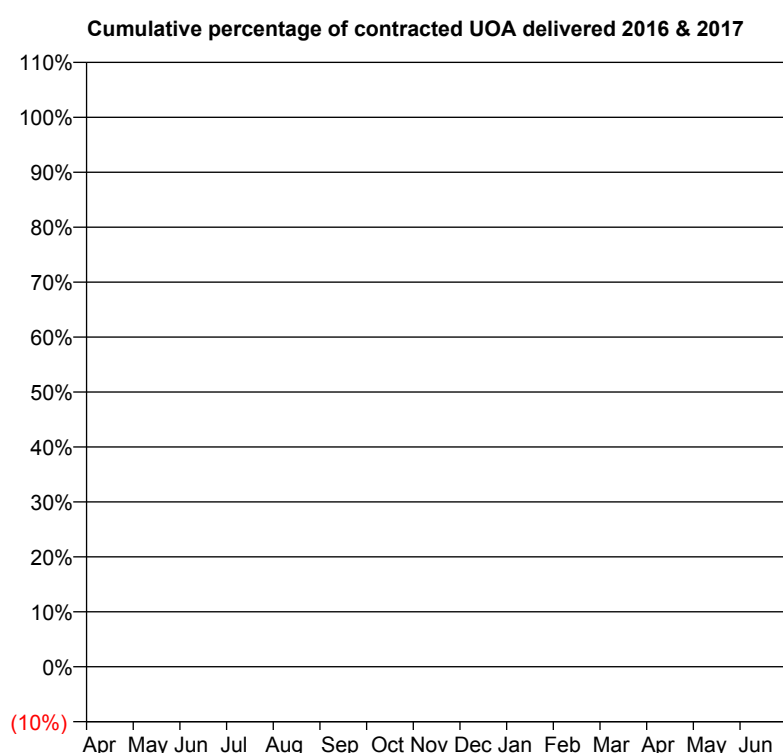
	Contract Quantity	Contract Base Number	Contract *	Region	England
% of all assessments that were assess and fit appliances (rolling 12 month period)	145	433	33.5%	55.3%	54.1%
% of all assessments that were assess and refuse (rolling 12 month period)	197	433	45.5%	11.5%	12.4%
% of all assessments that were assess and review (rolling 12 month period)	91	433	21.0%	33.2%	33.5%
% of terminated courses where treatment was abandoned or discontinued (rolling 12 month period)	0	18	0.0%	5.7%	7.2%
% of completed treatments indicating that PAR score was taken (year to date)	3	9	33.3%	57.4%	58.9%
Rate of removable appliances per 100 fixed appliances - proposed treatment (rolling 12 month period)	10	268	3.73	5.12	5.66
Rate of removable appliances per 100 fixed appliances - completed treatment (rolling 12 month period)	8	18	44.44	3.86	4.88
% of courses of treatment with removable appliances only - proposed treatment (rolling 12 month period)	9	145	6.2%	1.8%	2.1%
% of courses of treatment with removable appliances only - completed treatment (rolling 12 month period)	8	18	44.4%	1.6%	1.5%
% of patients satisfied with the treatment they have received (rolling 12 month period)	4	4	100.0%	96.0%	95.7%

\* Figures in italics indicate that the base number is less than 100.

**Q70 - Vital Signs Orthodontic At a Glance Contract Report for 116718/0003 - September 2016**

Name or company name	St James	16/17 Contracted general activity (UDA)	0
Contract type name	GDS Contract	Carry forward general activity (UDA)	0
Purpose of contract	General	16/17 Contracted orthodontic activity (UOA)	0
Contract start date	01/04/2014	Carry forward orthodontic activity (UOA)	0
Contract end date		Baseline contract value	£0.00

ACCESS	Contract	England and Wales
24 month ratio of assessments to patient IDs	1.05	1.10

**ACTIVITY**


Month	Adjusted Scheduled Activity (UOA)	
	2016	2017
April	126	21
May	661	63
June	745	63
July	1,256	105
August	1,382	189
September	1,765	210
October	1,955	
November	2,123	
December	2,272	
January	2,315	
February	2,420	
March	2,484	
April	2,526	
May	2,526	
June	2,526	

**QUALITY**

	Contract Quantity	Contract Base Number	Contract *	Region	England
% of all assessments that were assess and fit appliances (rolling 12 month period)	46	55	83.6%	55.3%	54.1%
% of all assessments that were assess and refuse (rolling 12 month period)	4	55	7.3%	11.5%	12.4%
% of all assessments that were assess and review (rolling 12 month period)	5	55	9.1%	33.2%	33.5%
% of terminated courses where treatment was abandoned or discontinued (rolling 12 month period)	4	60	6.7%	5.7%	7.2%
% of completed treatments indicating that PAR score was taken (year to date)	50	50	100.0%	57.4%	58.9%
Rate of removable appliances per 100 fixed appliances - proposed treatment (rolling 12 month period)	0	92	0.00	5.12	5.66
Rate of removable appliances per 100 fixed appliances - completed treatment (rolling 12 month period)	0	110	0.00	3.86	4.88
% of courses of treatment with removable appliances only - proposed treatment (rolling 12 month period)	0	46	0.0%	1.8%	2.1%
% of courses of treatment with removable appliances only - completed treatment (rolling 12 month period)	0	56	0.0%	1.6%	1.5%
% of patients satisfied with the treatment they have received (rolling 12 month period)	2	2	100.0%	96.0%	95.7%

\* Figures in italics indicate that the base number is less than 100.

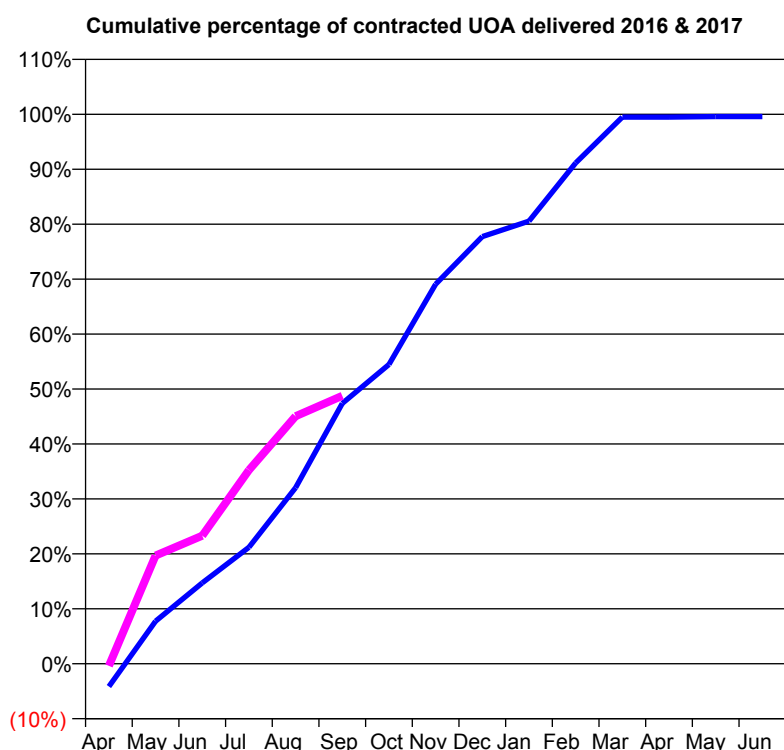
**Q70 - Vital Signs Orthodontic At a Glance Contract Report for 126411/0001 - September 2016**

Name or company name	Southsea Orthodontic Centre
Contract type name	PDS Contract
Purpose of contract	Orthodontic
Contract start date	22/04/2010
Contract end date	31/03/2018

16/17 Contracted general activity (UDA)	0
Carry forward general activity (UDA)	0
16/17 Contracted orthodontic activity (UOA)	12,650
Carry forward orthodontic activity (UOA)	52
Baseline contract value	£645,407.50

**ACCESS**

	Contract	England and Wales
24 month ratio of assessments to patient IDs	1.10	1.10

**ACTIVITY**


Month	Adjusted Scheduled Activity (UOA)	
	2016	2017
April	-525	-52
May	980	2,491
June	1,863	2,950
July	2,680	4,460
August	4,053	5,699
September	5,995	6,168
October	6,890	
November	8,738	
December	9,833	
January	10,191	
February	11,528	
March	12,585	
April	12,585	
May	12,598	
June	12,598	

**QUALITY**

	Contract Quantity	Contract Base Number	Contract *	Region	England
% of all assessments that were assess and fit appliances (rolling 12 month period)	586	1,204	48.7%	55.3%	54.1%
% of all assessments that were assess and refuse (rolling 12 month period)	173	1,204	14.4%	11.5%	12.4%
% of all assessments that were assess and review (rolling 12 month period)	445	1,204	37.0%	33.2%	33.5%
% of terminated courses where treatment was abandoned or discontinued (rolling 12 month period)	40	493	8.1%	5.7%	7.2%
% of completed treatments indicating that PAR score was taken (year to date)	22	198	11.1%	57.4%	58.9%
Rate of removable appliances per 100 fixed appliances - proposed treatment (rolling 12 month period)	2	1,132	0.18	5.12	5.66
Rate of removable appliances per 100 fixed appliances - completed treatment (rolling 12 month period)	2	851	0.24	3.86	4.88
% of courses of treatment with removable appliances only - proposed treatment (rolling 12 month period)	0	586	0.0%	1.8%	2.1%
% of courses of treatment with removable appliances only - completed treatment (rolling 12 month period)	0	453	0.0%	1.6%	1.5%
% of patients satisfied with the treatment they have received (rolling 12 month period)	14	14	100.0%	96.0%	95.7%

\* Figures in italics indicate that the base number is less than 100.

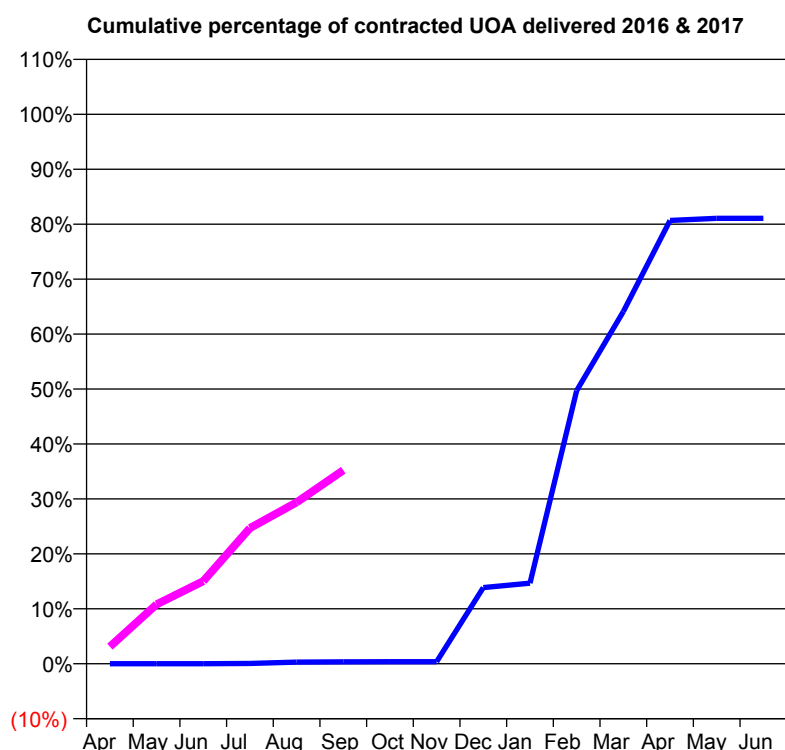
**Q70 - Vital Signs Orthodontic At a Glance Contract Report for 129992/0013 - September 2016**

Name or company name	Somerset Partnership NHS Foundation Tru
Contract type name	PDS Contract
Purpose of contract	Orthodontic
Contract start date	01/04/2015
Contract end date	31/03/2020

16/17 Contracted general activity (UDA)	0
Carry forward general activity (UDA)	0
16/17 Contracted orthodontic activity (UOA)	5,500
Carry forward orthodontic activity (UOA)	0
Baseline contract value	£332,310.00

**ACCESS**

	Contract	England and Wales
24 month ratio of assessments to patient IDs	1.02	1.10

**ACTIVITY**


Month	Adjusted Scheduled Activity (UOA)	
	2016	2017
April	0	171
May	1	595
June	1	827
July	4	1,358
August	17	1,616
September	20	1,937
October	21	
November	21	
December	763	
January	807	
February	2,734	
March	3,526	
April	4,437	
May	4,458	
June	4,459	

**QUALITY**

	Contract Quantity	Contract Base Number	Contract *	Region	England
% of all assessments that were assess and fit appliances (rolling 12 month period)	306	359	85.2%	55.3%	54.1%
% of all assessments that were assess and refuse (rolling 12 month period)	34	359	9.5%	11.5%	12.4%
% of all assessments that were assess and review (rolling 12 month period)	19	359	5.3%	33.2%	33.5%
% of terminated courses where treatment was abandoned or discontinued (rolling 12 month period)	1	1	100.0%	5.7%	7.2%
% of completed treatments indicating that PAR score was taken (year to date)	0	0	N/A	57.4%	58.9%
Rate of removable appliances per 100 fixed appliances - proposed treatment (rolling 12 month period)	4	515	0.78	5.12	5.66
Rate of removable appliances per 100 fixed appliances - completed treatment (rolling 12 month period)	0	0	N/A	3.86	4.88
% of courses of treatment with removable appliances only - proposed treatment (rolling 12 month period)	2	306	0.7%	1.8%	2.1%
% of courses of treatment with removable appliances only - completed treatment (rolling 12 month period)	0	0	N/A	1.6%	1.5%
% of patients satisfied with the treatment they have received (rolling 12 month period)	18	19	94.7%	96.0%	95.7%

\* Figures in italics indicate that the base number is less than 100.

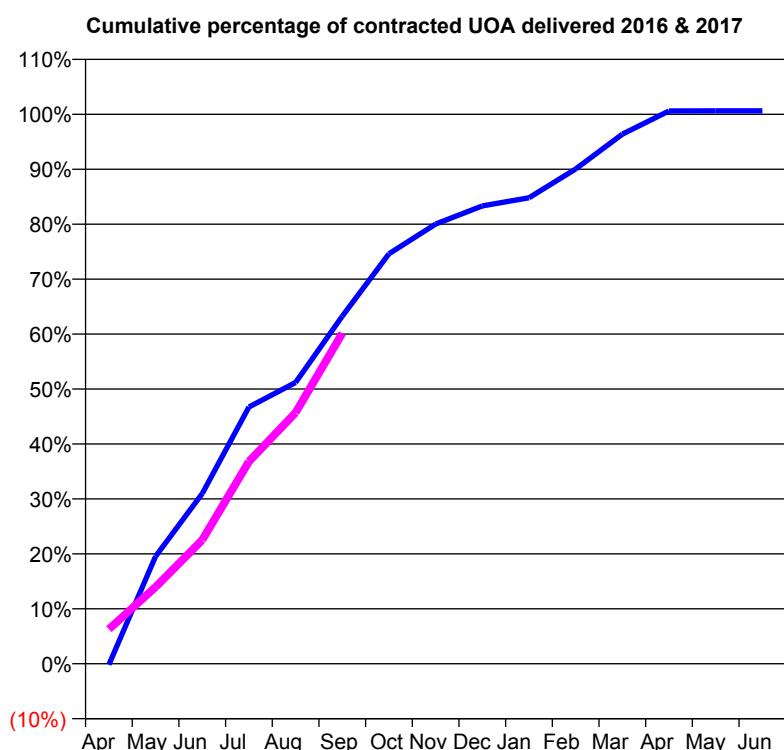
**Q70 - Vital Signs Orthodontic At a Glance Contract Report for 138304/0001 - September 2016**

Name or company name	Mrs P Wilson
Contract type name	PDS Contract
Purpose of contract	Orthodontic
Contract start date	23/04/2012
Contract end date	31/03/2018

16/17 Contracted general activity (UDA)	0
Carry forward general activity (UDA)	0
16/17 Contracted orthodontic activity (UOA)	10,709
Carry forward orthodontic activity (UOA)	0
Baseline contract value	£622,942.25

**ACCESS**

	Contract	England and Wales
24 month ratio of assessments to patient IDs	1.06	1.10

**ACTIVITY**


Month	Adjusted Scheduled Activity (UOA)	
	2016	2017
April	-19	675
May	2,093	1,495
June	3,317	2,412
July	5,004	3,941
August	5,481	4,895
September	6,774	6,441
October	7,991	
November	8,569	
December	8,923	
January	9,082	
February	9,642	
March	10,322	
April	10,774	
May	10,775	
June	10,775	

**QUALITY**

	Contract Quantity	Contract Base Number	Contract *	Region	England
% of all assessments that were assess and fit appliances (rolling 12 month period)	476	1,315	36.2%	55.3%	54.1%
% of all assessments that were assess and refuse (rolling 12 month period)	136	1,315	10.3%	11.5%	12.4%
% of all assessments that were assess and review (rolling 12 month period)	703	1,315	53.5%	33.2%	33.5%
% of terminated courses where treatment was abandoned or discontinued (rolling 12 month period)	30	412	7.3%	5.7%	7.2%
% of completed treatments indicating that PAR score was taken (year to date)	77	194	39.7%	57.4%	58.9%
Rate of removable appliances per 100 fixed appliances - proposed treatment (rolling 12 month period)	56	904	6.19	5.12	5.66
Rate of removable appliances per 100 fixed appliances - completed treatment (rolling 12 month period)	14	734	1.91	3.86	4.88
% of courses of treatment with removable appliances only - proposed treatment (rolling 12 month period)	20	476	4.2%	1.8%	2.1%
% of courses of treatment with removable appliances only - completed treatment (rolling 12 month period)	14	382	3.7%	1.6%	1.5%
% of patients satisfied with the treatment they have received (rolling 12 month period)	20	21	95.2%	96.0%	95.7%

\* Figures in italics indicate that the base number is less than 100.

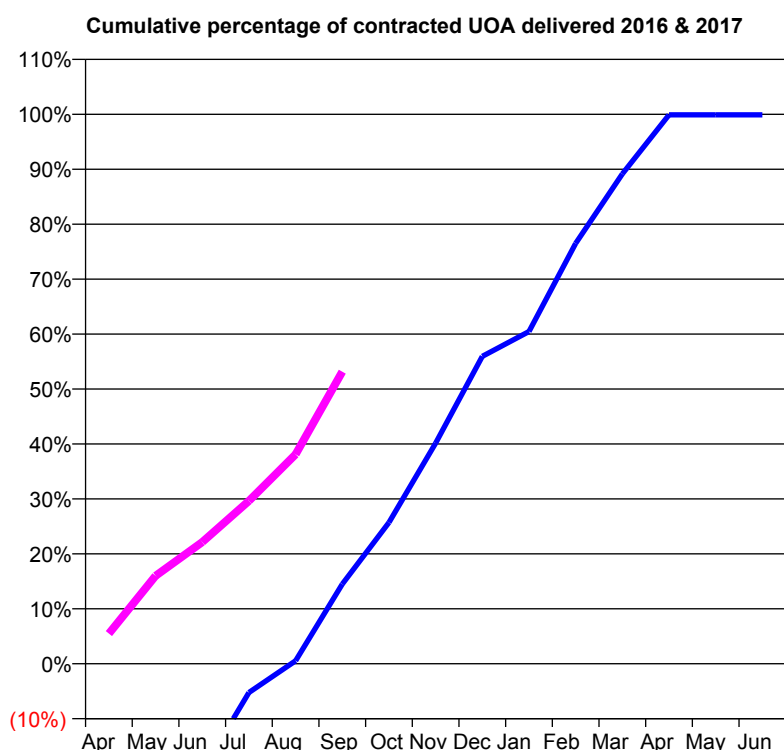
**Q70 - Vital Signs Orthodontic At a Glance Contract Report for 139165/0002 - September 2016**

Name or company name	Smile Dental Care Limited
Contract type name	PDS Contract
Purpose of contract	General and Orthodontic
Contract start date	01/04/2009
Contract end date	31/03/2018

16/17 Contracted general activity (UDA)	0
Carry forward general activity (UDA)	0
16/17 Contracted orthodontic activity (UOA)	2,000
Carry forward orthodontic activity (UOA)	2
Baseline contract value	£117,973.94

**ACCESS**

	Contract	England and Wales
24 month ratio of assessments to patient IDs	1.02	1.10

**ACTIVITY**


Month	Adjusted Scheduled Activity (UOA)	
	2016	2017
April	-564	110
May	-507	320
June	-390	443
July	-105	593
August	11	762
September	290	1,063
October	514	
November	803	
December	1,119	
January	1,209	
February	1,530	
March	1,783	
April	1,998	
May	1,998	
June	1,998	

**QUALITY**

	Contract Quantity	Contract Base Number	Contract *	Region	England
% of all assessments that were assess and fit appliances (rolling 12 month period)	125	273	45.8%	55.3%	54.1%
% of all assessments that were assess and refuse (rolling 12 month period)	73	273	26.7%	11.5%	12.4%
% of all assessments that were assess and review (rolling 12 month period)	75	273	27.5%	33.2%	33.5%
% of terminated courses where treatment was abandoned or discontinued (rolling 12 month period)	6	84	7.1%	5.7%	7.2%
% of completed treatments indicating that PAR score was taken (year to date)	20	36	55.6%	57.4%	58.9%
Rate of removable appliances per 100 fixed appliances - proposed treatment (rolling 12 month period)	11	140	7.86	5.12	5.66
Rate of removable appliances per 100 fixed appliances - completed treatment (rolling 12 month period)	9	131	6.87	3.86	4.88
% of courses of treatment with removable appliances only - proposed treatment (rolling 12 month period)	10	125	8.0%	1.8%	2.1%
% of courses of treatment with removable appliances only - completed treatment (rolling 12 month period)	1	78	1.3%	1.6%	1.5%
% of patients satisfied with the treatment they have received (rolling 12 month period)	5	5	100.0%	96.0%	95.7%

\* Figures in italics indicate that the base number is less than 100.

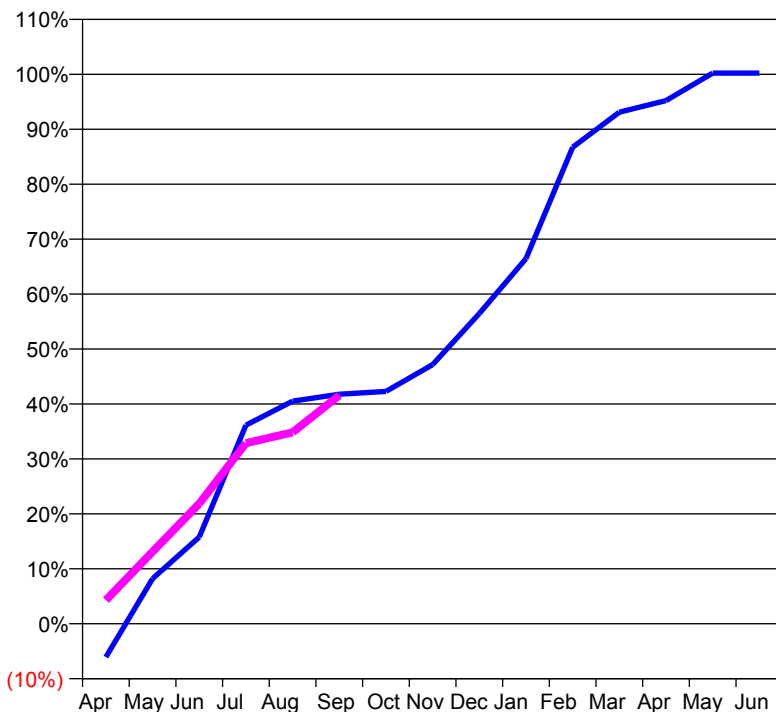
**Q70 - Vital Signs Orthodontic At a Glance Contract Report for 151904/0001 - September 2016**

Name or company name	Only Orthodontics
Contract type name	PDS Contract
Purpose of contract	General and Orthodontic
Contract start date	01/04/2006
Contract end date	

16/17 Contracted general activity (UDA)	0
Carry forward general activity (UDA)	0
16/17 Contracted orthodontic activity (UOA)	11,190
Carry forward orthodontic activity (UOA)	0
Baseline contract value	£725,628.11

**ACCESS**

	Contract	England and Wales
24 month ratio of assessments to patient IDs	1.04	1.10

**ACTIVITY**
**Cumulative percentage of contracted UOA delivered 2016 & 2017**

**Adjusted Scheduled Activity (UOA)**

Month	2016	2017
April	-681	481
May	920	1,468
June	1,766	2,448
July	4,044	3,678
August	4,535	3,899
September	4,675	4,654
October	4,731	
November	5,278	
December	6,317	
January	7,437	
February	9,705	
March	10,419	
April	10,654	
May	11,215	
June	11,215	

**QUALITY**

	Contract Quantity	Contract Base Number	Contract *	Region	England
% of all assessments that were assess and fit appliances (rolling 12 month period)	498	1,368	36.4%	55.3%	54.1%
% of all assessments that were assess and refuse (rolling 12 month period)	184	1,368	13.5%	11.5%	12.4%
% of all assessments that were assess and review (rolling 12 month period)	686	1,368	50.1%	33.2%	33.5%
% of terminated courses where treatment was abandoned or discontinued (rolling 12 month period)	32	705	4.5%	5.7%	7.2%
% of completed treatments indicating that PAR score was taken (year to date)	99	366	27.0%	57.4%	58.9%
Rate of removable appliances per 100 fixed appliances - proposed treatment (rolling 12 month period)	48	959	5.01	5.12	5.66
Rate of removable appliances per 100 fixed appliances - completed treatment (rolling 12 month period)	64	1,290	4.96	3.86	4.88
% of courses of treatment with removable appliances only - proposed treatment (rolling 12 month period)	13	498	2.6%	1.8%	2.1%
% of courses of treatment with removable appliances only - completed treatment (rolling 12 month period)	5	673	0.7%	1.6%	1.5%
% of patients satisfied with the treatment they have received (rolling 12 month period)	12	12	100.0%	96.0%	95.7%

\* Figures in italics indicate that the base number is less than 100.



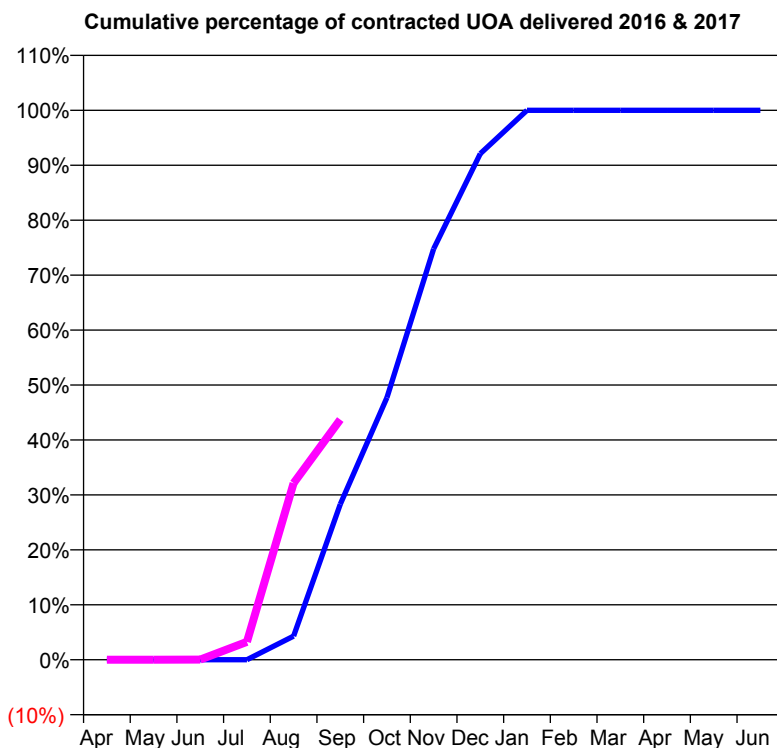
**Q70 - Vital Signs Orthodontic At a Glance Contract Report for 151904/0002 - September 2016**

Name or company name	Only Orthodontics
Contract type name	PDS Contract
Purpose of contract	Orthodontic
Contract start date	01/04/2015
Contract end date	31/03/2018

16/17 Contracted general activity (UDA)	0
Carry forward general activity (UDA)	0
16/17 Contracted orthodontic activity (UOA)	4,000
Carry forward orthodontic activity (UOA)	0
Baseline contract value	£236,443.37

**ACCESS**

	Contract	England and Wales
24 month ratio of assessments to patient IDs	1.01	1.10

**ACTIVITY**


Month	Adjusted Scheduled Activity (UOA)	
	2016	2017
April	0	0
May	0	0
June	0	1
July	0	131
August	172	1,286
September	1,132	1,749
October	1,909	
November	2,991	
December	3,684	
January	4,000	
February	4,000	
March	4,000	
April	4,000	
May	4,000	
June	4,000	

**QUALITY**

	Contract Quantity	Contract Base Number	Contract *	Region	England
% of all assessments that were assess and fit appliances (rolling 12 month period)	218	317	68.8%	55.3%	54.1%
% of all assessments that were assess and refuse (rolling 12 month period)	24	317	7.6%	11.5%	12.4%
% of all assessments that were assess and review (rolling 12 month period)	75	317	23.7%	33.2%	33.5%
% of terminated courses where treatment was abandoned or discontinued (rolling 12 month period)	0	2	0.0%	5.7%	7.2%
% of completed treatments indicating that PAR score was taken (year to date)	0	0	N/A	57.4%	58.9%
Rate of removable appliances per 100 fixed appliances - proposed treatment (rolling 12 month period)	28	418	6.70	5.12	5.66
Rate of removable appliances per 100 fixed appliances - completed treatment (rolling 12 month period)	0	4	0.00	3.86	4.88
% of courses of treatment with removable appliances only - proposed treatment (rolling 12 month period)	6	218	2.8%	1.8%	2.1%
% of courses of treatment with removable appliances only - completed treatment (rolling 12 month period)	0	2	0.0%	1.6%	1.5%
% of patients satisfied with the treatment they have received (rolling 12 month period)	3	3	100.0%	96.0%	95.7%

\* Figures in italics indicate that the base number is less than 100.

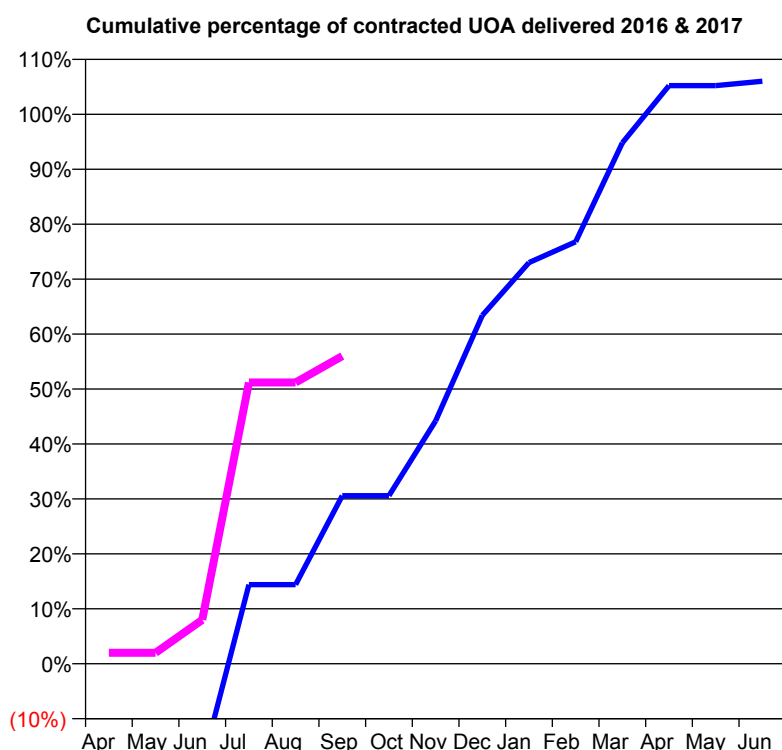
**Q70 - Vital Signs Orthodontic At a Glance Contract Report for 169269/0001 - September 2016**

Name or company name	Pasadena Dental Practice Ltd
Contract type name	GDS Contract
Purpose of contract	General and Orthodontic
Contract start date	29/09/2007
Contract end date	

16/17 Contracted general activity (UDA)	16,400
Carry forward general activity (UDA)	0
16/17 Contracted orthodontic activity (UOA)	500
Carry forward orthodontic activity (UOA)	-10
Baseline contract value	£435,106.06

**ACCESS**

	Contract	England and Wales
24 month ratio of assessments to patient IDs	1.07	1.10

**ACTIVITY**


Month	Adjusted Scheduled Activity (UOA)	
	2016	2017
April	-92	10
May	-92	10
June	-92	40
July	72	256
August	72	256
September	153	280
October	153	
November	221	
December	317	
January	365	
February	384	
March	474	
April	526	
May	526	
June	530	

**QUALITY**

	Contract Quantity	Contract Base Number	Contract *	Region	England
% of all assessments that were assess and fit appliances (rolling 12 month period)	26	194	13.4%	55.3%	54.1%
% of all assessments that were assess and refuse (rolling 12 month period)	18	194	9.3%	11.5%	12.4%
% of all assessments that were assess and review (rolling 12 month period)	150	194	77.3%	33.2%	33.5%
% of terminated courses where treatment was abandoned or discontinued (rolling 12 month period)	0	6	0.0%	5.7%	7.2%
% of completed treatments indicating that PAR score was taken (year to date)	0	0	N/A	57.4%	58.9%
Rate of removable appliances per 100 fixed appliances - proposed treatment (rolling 12 month period)	20	52	38.46	5.12	5.66
Rate of removable appliances per 100 fixed appliances - completed treatment (rolling 12 month period)	1	11	9.09	3.86	4.88
% of courses of treatment with removable appliances only - proposed treatment (rolling 12 month period)	0	26	0.0%	1.8%	2.1%
% of courses of treatment with removable appliances only - completed treatment (rolling 12 month period)	0	6	0.0%	1.6%	1.5%
% of patients satisfied with the treatment they have received (rolling 12 month period)	0	0	N/A	96.0%	95.7%

\* Figures in italics indicate that the base number is less than 100.

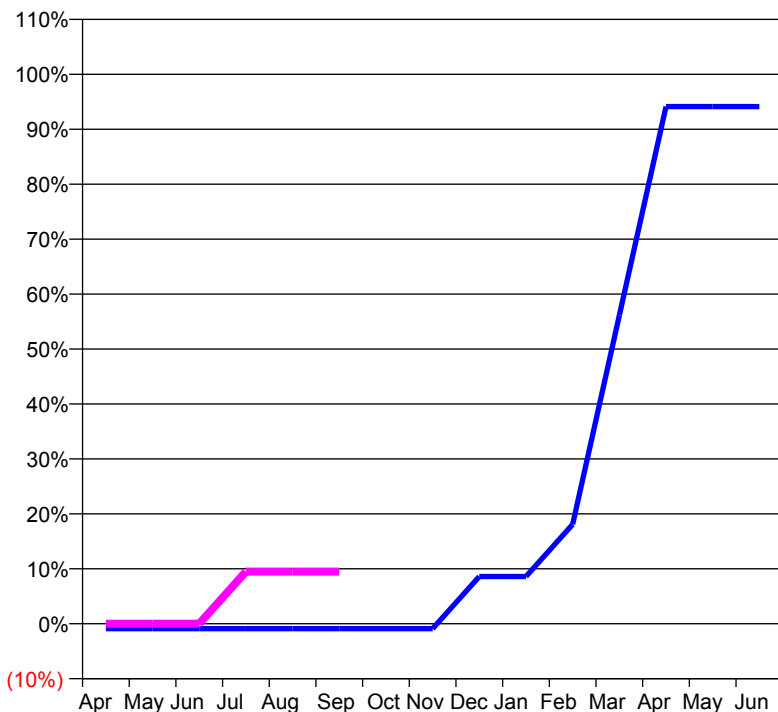
**Q70 - Vital Signs Orthodontic At a Glance Contract Report for 170046/0001 - September 2016**

Name or company name	Mr T Darling
Contract type name	GDS Contract
Purpose of contract	General and Orthodontic
Contract start date	01/12/2012
Contract end date	

16/17 Contracted general activity (UDA)	13,766
Carry forward general activity (UDA)	384
16/17 Contracted orthodontic activity (UOA)	221
Carry forward orthodontic activity (UOA)	0
Baseline contract value	£345,715.42

**ACCESS**

	Contract	England and Wales
24 month ratio of assessments to patient IDs	1.00	1.10

**ACTIVITY**
**Cumulative percentage of contracted UOA delivered 2016 & 2017**

**Adjusted Scheduled Activity (UOA)**

Month	2016	2017
April	-2	0
May	-2	0
June	-2	0
July	-2	21
August	-2	21
September	-2	21
October	-2	
November	-2	
December	19	
January	19	
February	40	
March	124	
April	208	
May	208	
June	208	

**QUALITY**

	Contract Quantity	Contract Base Number	Contract *	Region	England
% of all assessments that were assess and fit appliances (rolling 12 month period)	11	11	100.0%	55.3%	54.1%
% of all assessments that were assess and refuse (rolling 12 month period)	0	11	0.0%	11.5%	12.4%
% of all assessments that were assess and review (rolling 12 month period)	0	11	0.0%	33.2%	33.5%
% of terminated courses where treatment was abandoned or discontinued (rolling 12 month period)	0	4	0.0%	5.7%	7.2%
% of completed treatments indicating that PAR score was taken (year to date)	1	1	100.0%	57.4%	58.9%
Rate of removable appliances per 100 fixed appliances - proposed treatment (rolling 12 month period)	2	22	9.09	5.12	5.66
Rate of removable appliances per 100 fixed appliances - completed treatment (rolling 12 month period)	0	8	0.00	3.86	4.88
% of courses of treatment with removable appliances only - proposed treatment (rolling 12 month period)	0	11	0.0%	1.8%	2.1%
% of courses of treatment with removable appliances only - completed treatment (rolling 12 month period)	0	4	0.0%	1.6%	1.5%
% of patients satisfied with the treatment they have received (rolling 12 month period)	0	0	N/A	96.0%	95.7%

\* Figures in italics indicate that the base number is less than 100.

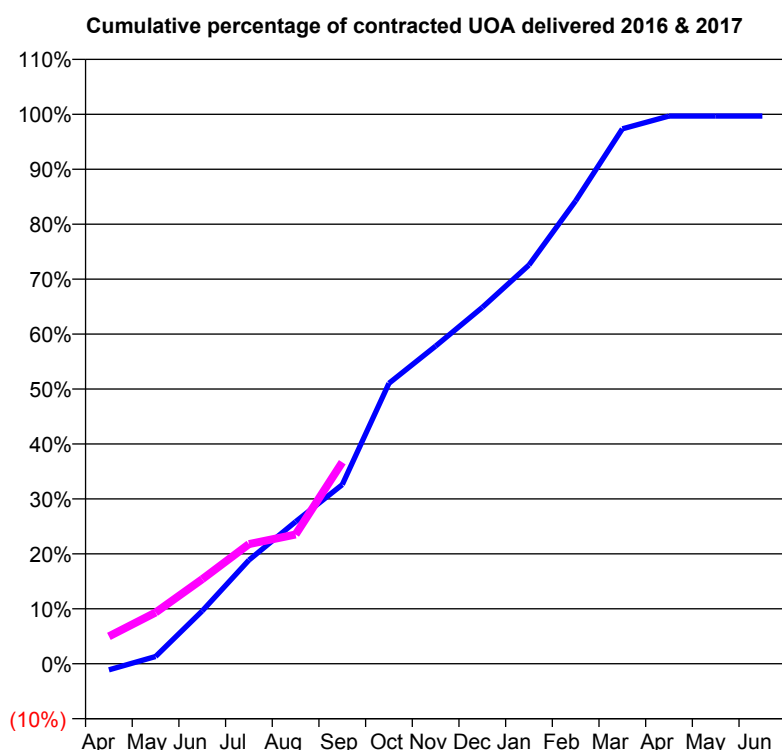
**Q70 - Vital Signs Orthodontic At a Glance Contract Report for 170747/0001 - September 2016**

Name or company name	Miss P Kotecha
Contract type name	GDS Contract
Purpose of contract	General and Orthodontic
Contract start date	01/12/2013
Contract end date	

16/17 Contracted general activity (UDA)	16,248
Carry forward general activity (UDA)	0
16/17 Contracted orthodontic activity (UOA)	2,423
Carry forward orthodontic activity (UOA)	9
Baseline contract value	£566,864.02

**ACCESS**

	Contract	England and Wales
24 month ratio of assessments to patient IDs	1.17	1.10

**ACTIVITY**


Month	Adjusted Scheduled Activity (UOA)	
	2016	2017
April	-31	121
May	36	226
June	262	373
July	514	528
August	704	570
September	888	889
October	1,390	
November	1,574	
December	1,766	
January	1,976	
February	2,294	
March	2,651	
April	2,714	
May	2,714	
June	2,714	

**QUALITY**

	Contract Quantity	Contract Base Number	Contract *	Region	England
% of all assessments that were assess and fit appliances (rolling 12 month period)	134	171	78.4%	55.3%	54.1%
% of all assessments that were assess and refuse (rolling 12 month period)	3	171	1.8%	11.5%	12.4%
% of all assessments that were assess and review (rolling 12 month period)	34	171	19.9%	33.2%	33.5%
% of terminated courses where treatment was abandoned or discontinued (rolling 12 month period)	0	163	0.0%	5.7%	7.2%
% of completed treatments indicating that PAR score was taken (year to date)	0	75	0.0%	57.4%	58.9%
Rate of removable appliances per 100 fixed appliances - proposed treatment (rolling 12 month period)	0	16	0.00	5.12	5.66
Rate of removable appliances per 100 fixed appliances - completed treatment (rolling 12 month period)	1	73	1.37	3.86	4.88
% of courses of treatment with removable appliances only - proposed treatment (rolling 12 month period)	0	134	0.0%	1.8%	2.1%
% of courses of treatment with removable appliances only - completed treatment (rolling 12 month period)	1	163	0.6%	1.6%	1.5%
% of patients satisfied with the treatment they have received (rolling 12 month period)	4	6	66.7%	96.0%	95.7%

\* Figures in italics indicate that the base number is less than 100.

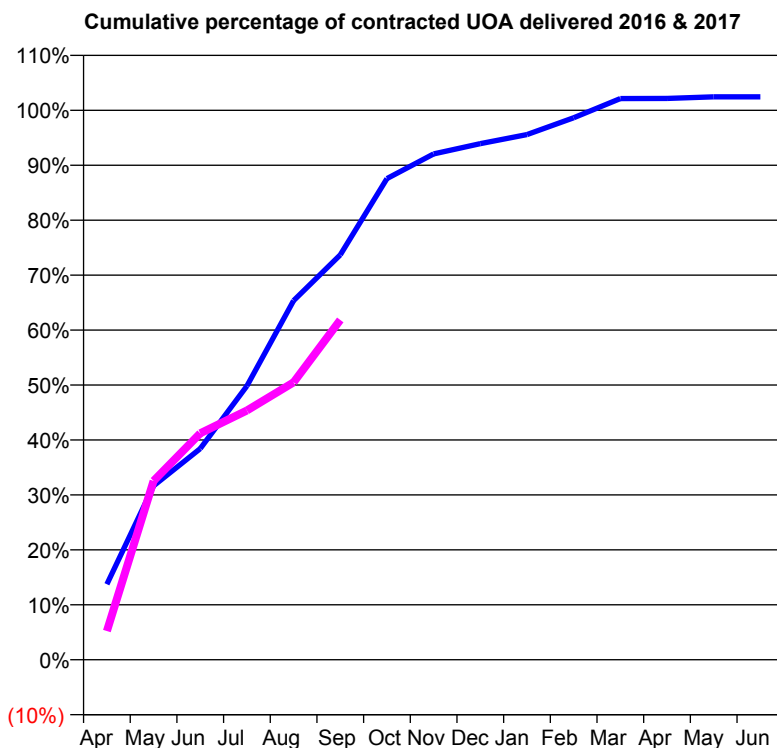
**Q70 - Vital Signs Orthodontic At a Glance Contract Report for 177261/0002 - September 2016**

Name or company name	Orthoworld
Contract type name	PDS Contract
Purpose of contract	Orthodontic
Contract start date	01/04/2006
Contract end date	31/03/2026

16/17 Contracted general activity (UDA)	0
Carry forward general activity (UDA)	0
16/17 Contracted orthodontic activity (UOA)	8,429
Carry forward orthodontic activity (UOA)	0
Baseline contract value	£489,355.49

**ACCESS**

	Contract	England and Wales
24 month ratio of assessments to patient IDs	1.07	1.10

**ACTIVITY**


Month	Adjusted Scheduled Activity (UOA)	
	2016	2017
April	1,158	441
May	2,668	2,744
June	3,240	3,474
July	4,201	3,825
August	5,510	4,255
September	6,212	5,212
October	7,382	
November	7,760	
December	7,916	
January	8,056	
February	8,313	
March	8,609	
April	8,610	
May	8,635	
June	8,635	

**QUALITY**

	Contract Quantity	Contract Base Number	Contract *	Region	England
% of all assessments that were assess and fit appliances (rolling 12 month period)	343	896	38.3%	55.3%	54.1%
% of all assessments that were assess and refuse (rolling 12 month period)	309	896	34.5%	11.5%	12.4%
% of all assessments that were assess and review (rolling 12 month period)	244	896	27.2%	33.2%	33.5%
% of terminated courses where treatment was abandoned or discontinued (rolling 12 month period)	39	466	8.4%	5.7%	7.2%
% of completed treatments indicating that PAR score was taken (year to date)	5	179	2.8%	57.4%	58.9%
Rate of removable appliances per 100 fixed appliances - proposed treatment (rolling 12 month period)	21	644	3.26	5.12	5.66
Rate of removable appliances per 100 fixed appliances - completed treatment (rolling 12 month period)	12	794	1.51	3.86	4.88
% of courses of treatment with removable appliances only - proposed treatment (rolling 12 month period)	12	343	3.5%	1.8%	2.1%
% of courses of treatment with removable appliances only - completed treatment (rolling 12 month period)	8	427	1.9%	1.6%	1.5%
% of patients satisfied with the treatment they have received (rolling 12 month period)	6	7	85.7%	96.0%	95.7%

\* Figures in italics indicate that the base number is less than 100.

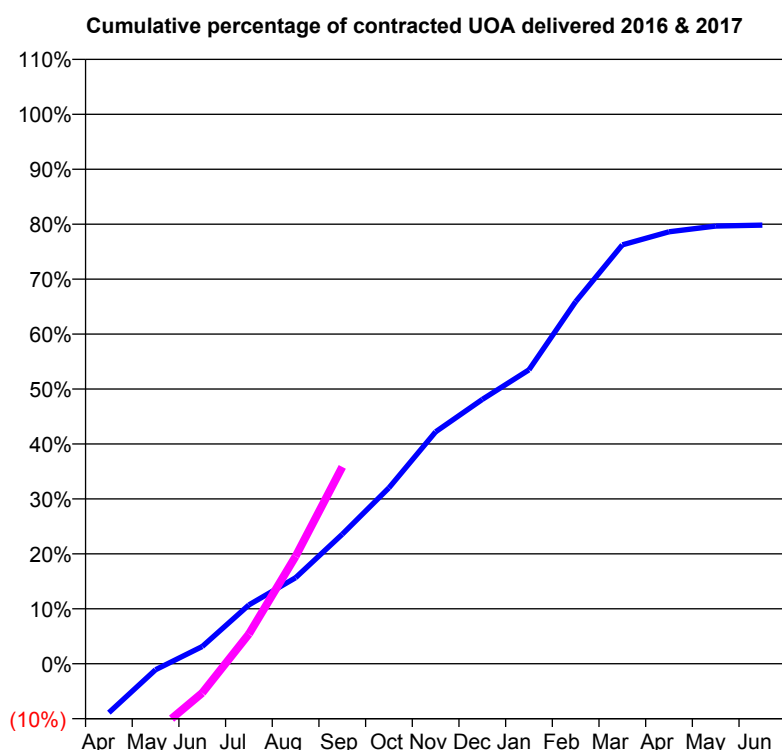
**Q70 - Vital Signs Orthodontic At a Glance Contract Report for 181595/0002 - September 2016**

Name or company name	Mrs F Boardman & Mr D Tehrani Yeganeh
Contract type name	PDS Contract
Purpose of contract	Orthodontic
Contract start date	01/04/2010
Contract end date	31/03/2020

16/17 Contracted general activity (UDA)	0
Carry forward general activity (UDA)	0
16/17 Contracted orthodontic activity (UOA)	7,684
Carry forward orthodontic activity (UOA)	2,326
Baseline contract value	£498,253.00

**ACCESS**

	Contract	England and Wales
24 month ratio of assessments to patient IDs	1.07	1.10

**ACTIVITY**


Month	Adjusted Scheduled Activity (UOA)	
	2016	2017
April	-1,028	-1,651
May	-126	-957
June	361	-409
July	1,234	417
August	1,806	1,503
September	2,717	2,753
October	3,690	
November	4,865	
December	5,546	
January	6,166	
February	7,596	
March	8,787	
April	9,060	
May	9,180	
June	9,200	

**QUALITY**

	Contract Quantity	Contract Base Number	Contract *	Region	England
% of all assessments that were assess and fit appliances (rolling 12 month period)	541	1,304	41.5%	55.3%	54.1%
% of all assessments that were assess and refuse (rolling 12 month period)	236	1,304	18.1%	11.5%	12.4%
% of all assessments that were assess and review (rolling 12 month period)	527	1,304	40.4%	33.2%	33.5%
% of terminated courses where treatment was abandoned or discontinued (rolling 12 month period)	45	496	9.1%	5.7%	7.2%
% of completed treatments indicating that PAR score was taken (year to date)	196	255	76.9%	57.4%	58.9%
Rate of removable appliances per 100 fixed appliances - proposed treatment (rolling 12 month period)	10	1,048	0.95	5.12	5.66
Rate of removable appliances per 100 fixed appliances - completed treatment (rolling 12 month period)	12	883	1.36	3.86	4.88
% of courses of treatment with removable appliances only - proposed treatment (rolling 12 month period)	5	541	0.9%	1.8%	2.1%
% of courses of treatment with removable appliances only - completed treatment (rolling 12 month period)	5	451	1.1%	1.6%	1.5%
% of patients satisfied with the treatment they have received (rolling 12 month period)	12	15	80.0%	96.0%	95.7%

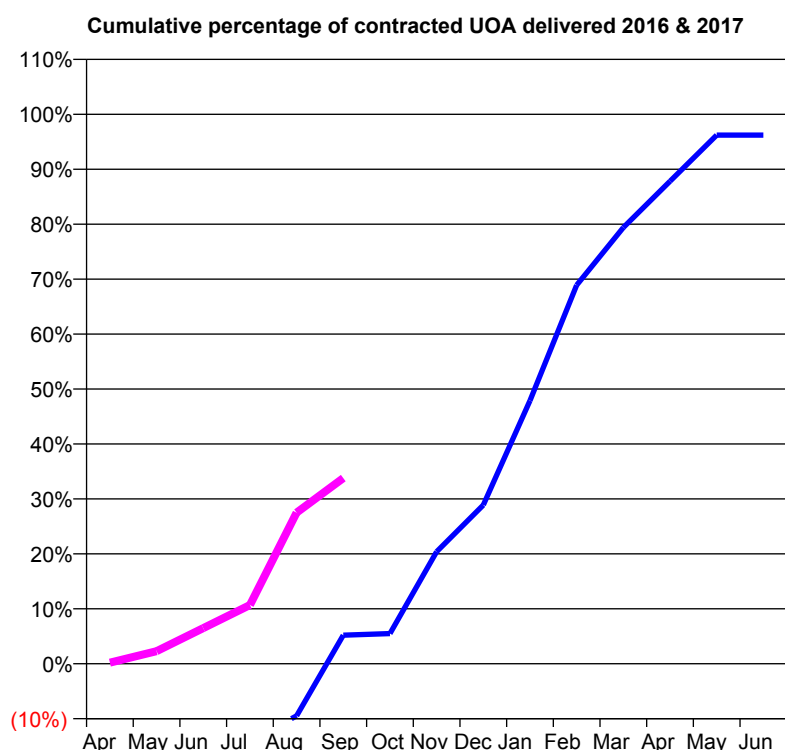
\* Figures in italics indicate that the base number is less than 100.

**Q70 - Vital Signs Orthodontic At a Glance Contract Report for 183563/0002 - September 2016**

Name or company name	Madeira Road Partnership	16/17 Contracted general activity (UDA)	0
Contract type name	PDS Contract	Carry forward general activity (UDA)	0
Purpose of contract	General and Orthodontic	16/17 Contracted orthodontic activity (UOA)	1,000
Contract start date	01/04/2010	Carry forward orthodontic activity (UOA)	0
Contract end date	31/03/2020	Baseline contract value	£58,986.97

**ACCESS**

	Contract	England and Wales
24 month ratio of assessments to patient IDs	1.01	1.10

**ACTIVITY**


Month	Adjusted Scheduled Activity (UOA)	
	2016	2017
April	-267	2
May	-204	23
June	-183	65
July	-141	107
August	-95	275
September	52	338
October	55	
November	204	
December	289	
January	479	
February	689	
March	794	
April	878	
May	962	
June	962	

**QUALITY**

	Contract Quantity	Contract Base Number	Contract *	Region	England
% of all assessments that were assess and fit appliances (rolling 12 month period)	59	68	86.8%	55.3%	54.1%
% of all assessments that were assess and refuse (rolling 12 month period)	5	68	7.4%	11.5%	12.4%
% of all assessments that were assess and review (rolling 12 month period)	4	68	5.9%	33.2%	33.5%
% of terminated courses where treatment was abandoned or discontinued (rolling 12 month period)	4	50	8.0%	5.7%	7.2%
% of completed treatments indicating that PAR score was taken (year to date)	11	26	42.3%	57.4%	58.9%
Rate of removable appliances per 100 fixed appliances - proposed treatment (rolling 12 month period)	7	81	8.64	5.12	5.66
Rate of removable appliances per 100 fixed appliances - completed treatment (rolling 12 month period)	11	87	12.64	3.86	4.88
% of courses of treatment with removable appliances only - proposed treatment (rolling 12 month period)	7	59	11.9%	1.8%	2.1%
% of courses of treatment with removable appliances only - completed treatment (rolling 12 month period)	1	46	2.2%	1.6%	1.5%
% of patients satisfied with the treatment they have received (rolling 12 month period)	2	2	100.0%	96.0%	95.7%

\* Figures in italics indicate that the base number is less than 100.

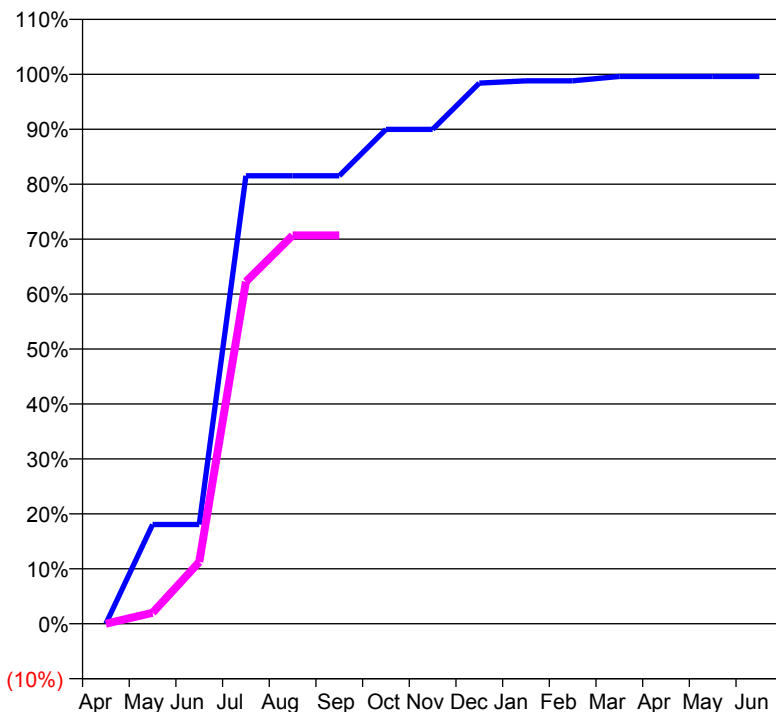
**Q70 - Vital Signs Orthodontic At a Glance Contract Report for 188492/0001 - September 2016**

Name or company name	Guinea Court Dental Partnership
Contract type name	GDS Contract
Purpose of contract	General and Orthodontic
Contract start date	01/04/2011
Contract end date	

16/17 Contracted general activity (UDA)	3,500
Carry forward general activity (UDA)	0
16/17 Contracted orthodontic activity (UOA)	249
Carry forward orthodontic activity (UOA)	0
Baseline contract value	£101,033.82

**ACCESS**

	Contract	England and Wales
24 month ratio of assessments to patient IDs	1.18	1.10

**ACTIVITY**
**Cumulative percentage of contracted UOA delivered 2016 & 2017**

**Adjusted Scheduled Activity (UOA)**

Month	2016	2017
April	0	0
May	45	5
June	45	28
July	203	155
August	203	176
September	203	176
October	224	
November	224	
December	245	
January	246	
February	246	
March	248	
April	248	
May	248	
June	248	

**QUALITY**

	Contract Quantity	Contract Base Number	Contract *	Region	England
% of all assessments that were assess and fit appliances (rolling 12 month period)	10	21	47.6%	55.3%	54.1%
% of all assessments that were assess and refuse (rolling 12 month period)	3	21	14.3%	11.5%	12.4%
% of all assessments that were assess and review (rolling 12 month period)	8	21	38.1%	33.2%	33.5%
% of terminated courses where treatment was abandoned or discontinued (rolling 12 month period)	0	11	0.0%	5.7%	7.2%
% of completed treatments indicating that PAR score was taken (year to date)	2	5	40.0%	57.4%	58.9%
Rate of removable appliances per 100 fixed appliances - proposed treatment (rolling 12 month period)	0	0	N/A	5.12	5.66
Rate of removable appliances per 100 fixed appliances - completed treatment (rolling 12 month period)	0	1	0.00	3.86	4.88
% of courses of treatment with removable appliances only - proposed treatment (rolling 12 month period)	0	10	0.0%	1.8%	2.1%
% of courses of treatment with removable appliances only - completed treatment (rolling 12 month period)	0	11	0.0%	1.6%	1.5%
% of patients satisfied with the treatment they have received (rolling 12 month period)	0	0	N/A	96.0%	95.7%

\* Figures in italics indicate that the base number is less than 100.



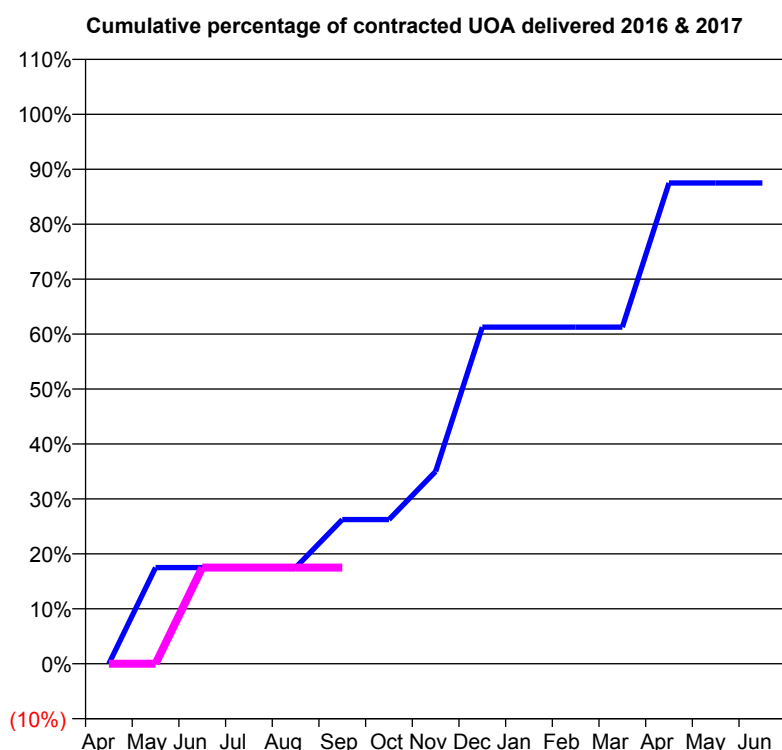
**Q70 - Vital Signs Orthodontic At a Glance Contract Report for 190195/0006 - September 2016**

Name or company name	Xeon Smiles UK Ltd
Contract type name	GDS Contract
Purpose of contract	General and Orthodontic
Contract start date	09/06/2008
Contract end date	

16/17 Contracted general activity (UDA)	4,501
Carry forward general activity (UDA)	0
16/17 Contracted orthodontic activity (UOA)	240
Carry forward orthodontic activity (UOA)	0
Baseline contract value	£118,346.43

**ACCESS**

	Contract	England and Wales
24 month ratio of assessments to patient IDs	1.00	1.10

**ACTIVITY**


Month	Adjusted Scheduled Activity (UOA)	
	2016	2017
April	0	0
May	42	0
June	42	42
July	42	42
August	42	42
September	63	42
October	63	
November	84	
December	147	
January	147	
February	147	
March	147	
April	210	
May	210	
June	210	

**QUALITY**

	Contract Quantity	Contract Base Number	Contract *	Region	England
% of all assessments that were assess and fit appliances (rolling 12 month period)	9	9	100.0%	55.3%	54.1%
% of all assessments that were assess and refuse (rolling 12 month period)	0	9	0.0%	11.5%	12.4%
% of all assessments that were assess and review (rolling 12 month period)	0	9	0.0%	33.2%	33.5%
% of terminated courses where treatment was abandoned or discontinued (rolling 12 month period)	0	1	0.0%	5.7%	7.2%
% of completed treatments indicating that PAR score was taken (year to date)	0	0	N/A	57.4%	58.9%
Rate of removable appliances per 100 fixed appliances - proposed treatment (rolling 12 month period)	0	0	N/A	5.12	5.66
Rate of removable appliances per 100 fixed appliances - completed treatment (rolling 12 month period)	0	0	N/A	3.86	4.88
% of courses of treatment with removable appliances only - proposed treatment (rolling 12 month period)	0	9	0.0%	1.8%	2.1%
% of courses of treatment with removable appliances only - completed treatment (rolling 12 month period)	0	1	0.0%	1.6%	1.5%
% of patients satisfied with the treatment they have received (rolling 12 month period)	0	0	N/A	96.0%	95.7%

\* Figures in italics indicate that the base number is less than 100.

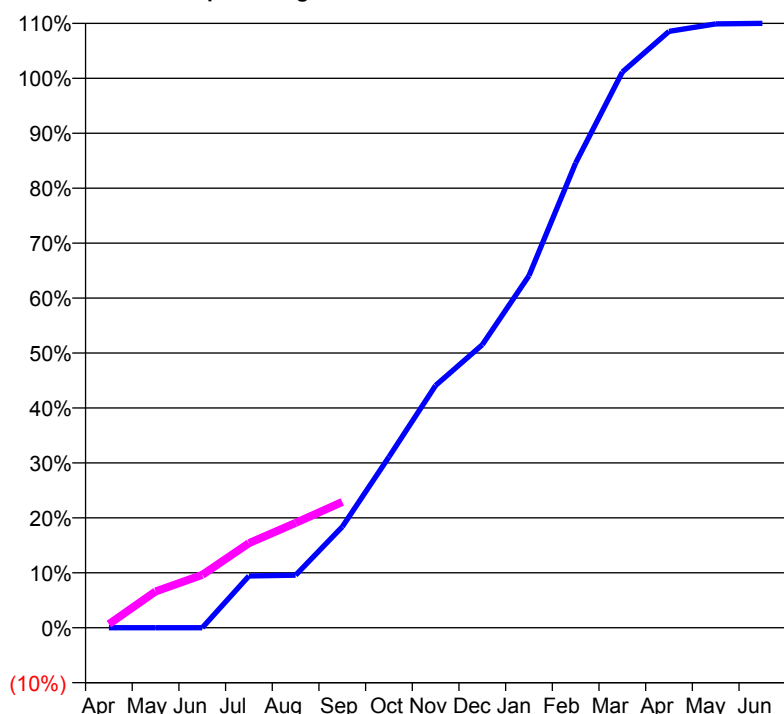
**Q70 - Vital Signs Orthodontic At a Glance Contract Report for 191396/0001 - September 2016**

Name or company name	Elizabeth Richardson (trading as Basingsto
Contract type name	PDS Contract
Purpose of contract	Orthodontic
Contract start date	01/05/2015
Contract end date	31/03/2018

16/17 Contracted general activity (UDA)	0
Carry forward general activity (UDA)	0
16/17 Contracted orthodontic activity (UOA)	3,473
Carry forward orthodontic activity (UOA)	0
Baseline contract value	£204,945.34

**ACCESS**

	Contract	England and Wales
24 month ratio of assessments to patient IDs	1.04	1.10

**ACTIVITY**
**Cumulative percentage of contracted UOA delivered 2016 & 2017**

**Adjusted Scheduled Activity (UOA)**

Month	2016	2017
April	0	23
May	0	230
June	0	334
July	300	535
August	305	663
September	585	795
October	990	
November	1,404	
December	1,640	
January	2,040	
February	2,693	
March	3,220	
April	3,456	
May	3,499	
June	3,502	

**QUALITY**

	Contract Quantity	Contract Base Number	Contract *	Region	England
% of all assessments that were assess and fit appliances (rolling 12 month period)	180	310	58.1%	55.3%	54.1%
% of all assessments that were assess and refuse (rolling 12 month period)	19	310	6.1%	11.5%	12.4%
% of all assessments that were assess and review (rolling 12 month period)	111	310	35.8%	33.2%	33.5%
% of terminated courses where treatment was abandoned or discontinued (rolling 12 month period)	32	102	31.4%	5.7%	7.2%
% of completed treatments indicating that PAR score was taken (year to date)	33	50	66.0%	57.4%	58.9%
Rate of removable appliances per 100 fixed appliances - proposed treatment (rolling 12 month period)	92	328	28.05	5.12	5.66
Rate of removable appliances per 100 fixed appliances - completed treatment (rolling 12 month period)	29	95	30.53	3.86	4.88
% of courses of treatment with removable appliances only - proposed treatment (rolling 12 month period)	3	180	1.7%	1.8%	2.1%
% of courses of treatment with removable appliances only - completed treatment (rolling 12 month period)	3	70	4.3%	1.6%	1.5%
% of patients satisfied with the treatment they have received (rolling 12 month period)	8	8	100.0%	96.0%	95.7%

\* Figures in italics indicate that the base number is less than 100.

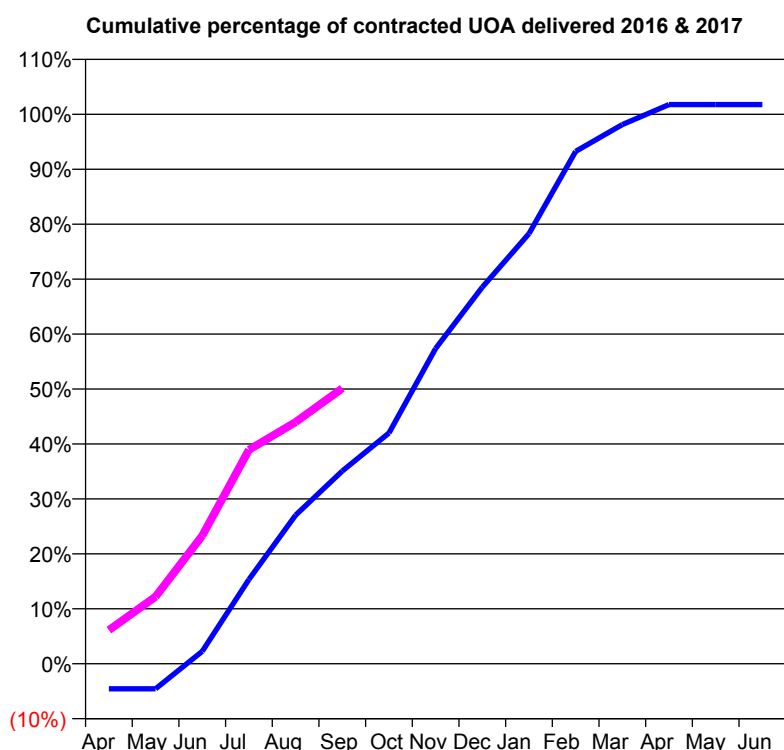
**Q70 - Vital Signs Orthodontic At a Glance Contract Report for 193682/0001 - September 2016**

Name or company name	Braceurself Limited
Contract type name	PDS Contract
Purpose of contract	Orthodontic
Contract start date	01/04/2011
Contract end date	31/03/2018

16/17 Contracted general activity (UDA)	0
Carry forward general activity (UDA)	0
16/17 Contracted orthodontic activity (UOA)	3,446
Carry forward orthodontic activity (UOA)	0
Baseline contract value	£195,780.02

**ACCESS**

	Contract	England and Wales
24 month ratio of assessments to patient IDs	1.03	1.10

**ACTIVITY**


Month	Adjusted Scheduled Activity (UOA)	
	2016	2017
April	-158	211
May	-158	421
June	78	803
July	529	1,342
August	932	1,516
September	1,209	1,727
October	1,447	-
November	1,977	-
December	2,362	-
January	2,697	-
February	3,213	-
March	3,381	-
April	3,507	-
May	3,507	-
June	3,507	-

**QUALITY**

	Contract Quantity	Contract Base Number	Contract *	Region	England
% of all assessments that were assess and fit appliances (rolling 12 month period)	192	239	80.3%	55.3%	54.1%
% of all assessments that were assess and refuse (rolling 12 month period)	14	239	5.9%	11.5%	12.4%
% of all assessments that were assess and review (rolling 12 month period)	33	239	13.8%	33.2%	33.5%
% of terminated courses where treatment was abandoned or discontinued (rolling 12 month period)	7	134	5.2%	5.7%	7.2%
% of completed treatments indicating that PAR score was taken (year to date)	16	65	24.6%	57.4%	58.9%
Rate of removable appliances per 100 fixed appliances - proposed treatment (rolling 12 month period)	2	378	0.53	5.12	5.66
Rate of removable appliances per 100 fixed appliances - completed treatment (rolling 12 month period)	3	248	1.21	3.86	4.88
% of courses of treatment with removable appliances only - proposed treatment (rolling 12 month period)	2	192	1.0%	1.8%	2.1%
% of courses of treatment with removable appliances only - completed treatment (rolling 12 month period)	1	127	0.8%	1.6%	1.5%
% of patients satisfied with the treatment they have received (rolling 12 month period)	2	2	100.0%	96.0%	95.7%

\* Figures in italics indicate that the base number is less than 100.

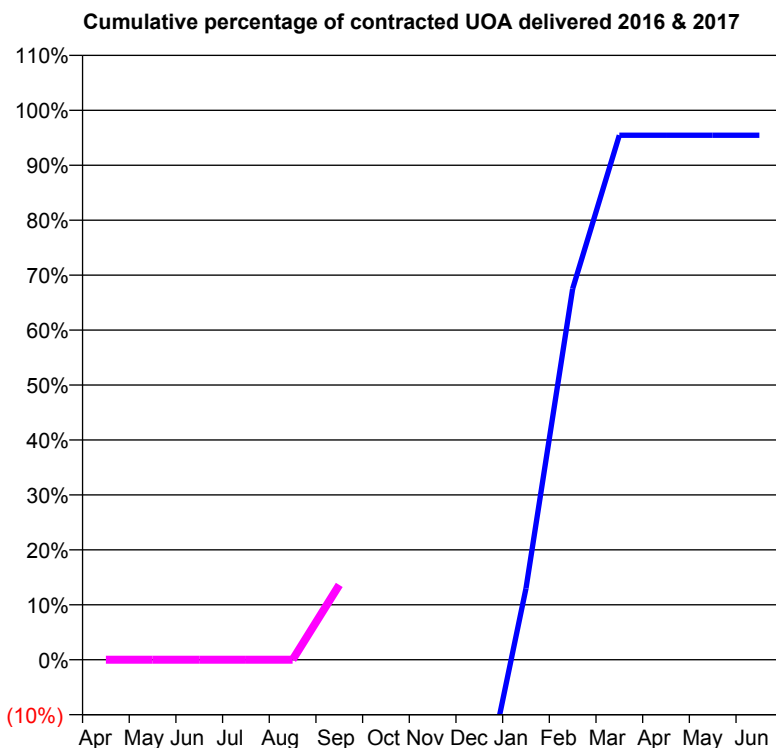
**Q70 - Vital Signs Orthodontic At a Glance Contract Report for 215872/0003 - September 2016**

Name or company name	MR AL GIRLING
Contract type name	GDS Contract
Purpose of contract	General and Orthodontic
Contract start date	01/04/2006
Contract end date	

16/17 Contracted general activity (UDA)	1,849
Carry forward general activity (UDA)	0
16/17 Contracted orthodontic activity (UOA)	154
Carry forward orthodontic activity (UOA)	0
Baseline contract value	£56,179.63

**ACCESS**

	Contract	England and Wales
24 month ratio of assessments to patient IDs	1.00	1.10

**ACTIVITY**


Month	Adjusted Scheduled Activity (UOA)	
	2016	2017
April	-110	0
May	-110	0
June	-110	0
July	-110	0
August	-110	0
September	-110	21
October	-110	
November	-43	
December	-43	
January	20	
February	104	
March	147	
April	147	
May	147	
June	147	

**QUALITY**

	Contract Quantity	Contract Base Number	Contract *	Region	England
% of all assessments that were assess and fit appliances (rolling 12 month period)	14	15	93.3%	55.3%	54.1%
% of all assessments that were assess and refuse (rolling 12 month period)	0	15	0.0%	11.5%	12.4%
% of all assessments that were assess and review (rolling 12 month period)	1	15	6.7%	33.2%	33.5%
% of terminated courses where treatment was abandoned or discontinued (rolling 12 month period)	1	9	11.1%	5.7%	7.2%
% of completed treatments indicating that PAR score was taken (year to date)	5	5	100.0%	57.4%	58.9%
Rate of removable appliances per 100 fixed appliances - proposed treatment (rolling 12 month period)	0	9	0.00	5.12	5.66
Rate of removable appliances per 100 fixed appliances - completed treatment (rolling 12 month period)	0	0	N/A	3.86	4.88
% of courses of treatment with removable appliances only - proposed treatment (rolling 12 month period)	0	14	0.0%	1.8%	2.1%
% of courses of treatment with removable appliances only - completed treatment (rolling 12 month period)	0	8	0.0%	1.6%	1.5%
% of patients satisfied with the treatment they have received (rolling 12 month period)	0	0	N/A	96.0%	95.7%

\* Figures in italics indicate that the base number is less than 100.

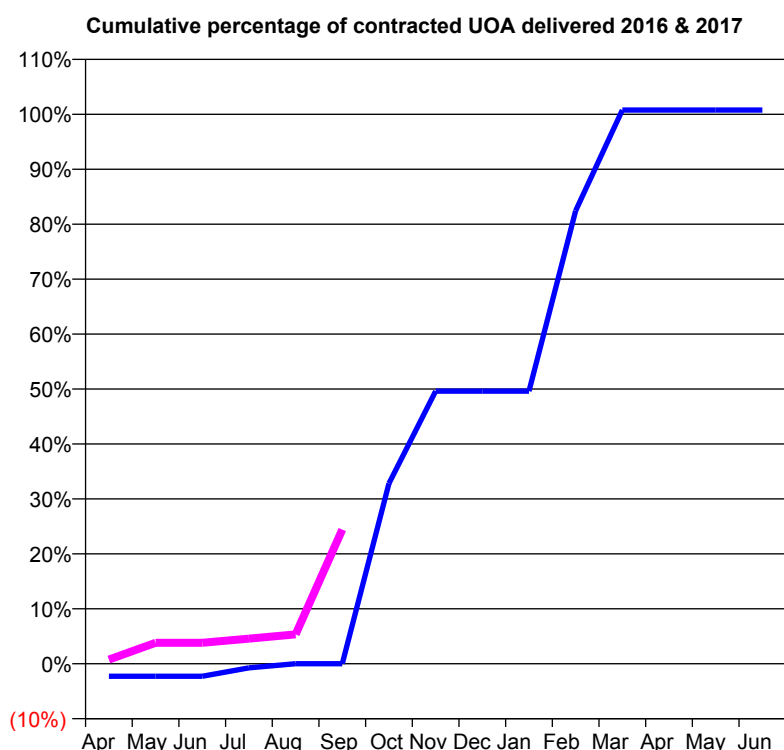
**Q70 - Vital Signs Orthodontic At a Glance Contract Report for 221252/0001 - September 2016**

Name or company name	MR JR LIPPETT
Contract type name	GDS Contract
Purpose of contract	General and Orthodontic
Contract start date	01/04/2006
Contract end date	

16/17 Contracted general activity (UDA)	1,500
Carry forward general activity (UDA)	0
16/17 Contracted orthodontic activity (UOA)	131
Carry forward orthodontic activity (UOA)	-1
Baseline contract value	£47,378.64

**ACCESS**

	Contract	England and Wales
24 month ratio of assessments to patient IDs	1.00	1.10

**ACTIVITY**


Month	Adjusted Scheduled Activity (UOA)	
	2016	2017
April	-3	1
May	-3	5
June	-3	5
July	-1	6
August	0	7
September	0	32
October	43	
November	65	
December	65	
January	65	
February	108	
March	132	
April	132	
May	132	
June	132	

**QUALITY**

	Contract Quantity	Contract Base Number	Contract *	Region	England
% of all assessments that were assess and fit appliances (rolling 12 month period)	9	17	52.9%	55.3%	54.1%
% of all assessments that were assess and refuse (rolling 12 month period)	0	17	0.0%	11.5%	12.4%
% of all assessments that were assess and review (rolling 12 month period)	8	17	47.1%	33.2%	33.5%
% of terminated courses where treatment was abandoned or discontinued (rolling 12 month period)	0	4	0.0%	5.7%	7.2%
% of completed treatments indicating that PAR score was taken (year to date)	3	3	100.0%	57.4%	58.9%
Rate of removable appliances per 100 fixed appliances - proposed treatment (rolling 12 month period)	3	0	N/A	5.12	5.66
Rate of removable appliances per 100 fixed appliances - completed treatment (rolling 12 month period)	1	0	N/A	3.86	4.88
% of courses of treatment with removable appliances only - proposed treatment (rolling 12 month period)	3	9	33.3%	1.8%	2.1%
% of courses of treatment with removable appliances only - completed treatment (rolling 12 month period)	1	4	25.0%	1.6%	1.5%
% of patients satisfied with the treatment they have received (rolling 12 month period)	0	0	N/A	96.0%	95.7%

\* Figures in italics indicate that the base number is less than 100.

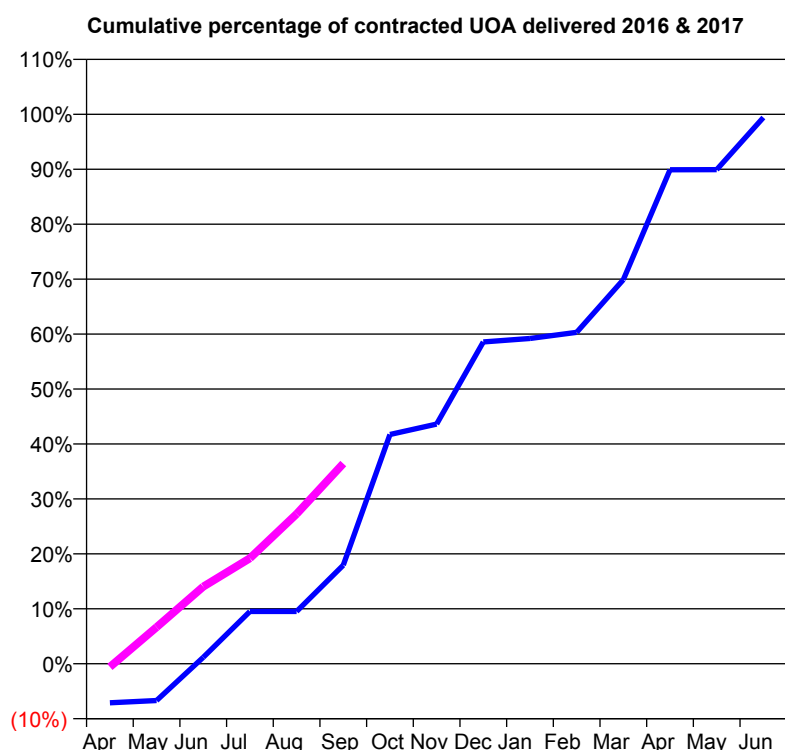
**Q70 - Vital Signs Orthodontic At a Glance Contract Report for 250481/0002 - September 2016**

Name or company name	MR GK FLATISCHLER
Contract type name	PDS Contract
Purpose of contract	Orthodontic
Contract start date	01/04/2006
Contract end date	31/03/2018

16/17 Contracted general activity (UDA)	0
Carry forward general activity (UDA)	0
16/17 Contracted orthodontic activity (UOA)	10,372
Carry forward orthodontic activity (UOA)	61
Baseline contract value	£672,528.73

**ACCESS**

	Contract	England and Wales
24 month ratio of assessments to patient IDs	1.03	1.10

**ACTIVITY**


Month	Adjusted Scheduled Activity (UOA)	
	2016	2017
April	-739	-61
May	-697	692
June	121	1,457
July	987	1,991
August	987	2,828
September	1,862	3,778
October	4,328	
November	4,523	
December	6,075	
January	6,139	
February	6,255	
March	7,250	
April	9,325	
May	9,327	
June	10,311	

**QUALITY**

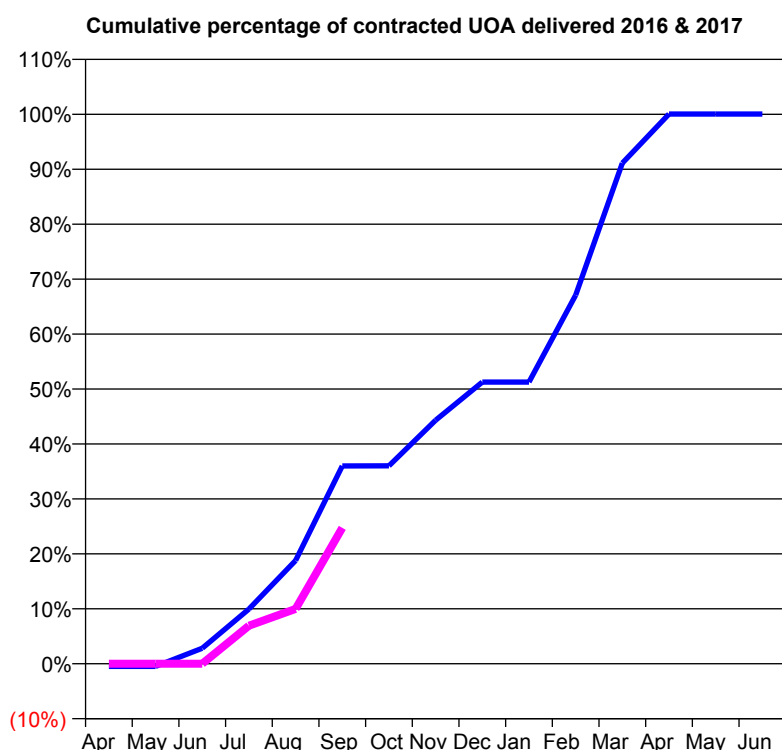
	Contract Quantity	Contract Base Number	Contract *	Region	England
% of all assessments that were assess and fit appliances (rolling 12 month period)	581	828	70.2%	55.3%	54.1%
% of all assessments that were assess and refuse (rolling 12 month period)	125	828	15.1%	11.5%	12.4%
% of all assessments that were assess and review (rolling 12 month period)	122	828	14.7%	33.2%	33.5%
% of terminated courses where treatment was abandoned or discontinued (rolling 12 month period)	17	270	6.3%	5.7%	7.2%
% of completed treatments indicating that PAR score was taken (year to date)	57	140	40.7%	57.4%	58.9%
Rate of removable appliances per 100 fixed appliances - proposed treatment (rolling 12 month period)	0	0	N/A	5.12	5.66
Rate of removable appliances per 100 fixed appliances - completed treatment (rolling 12 month period)	0	0	N/A	3.86	4.88
% of courses of treatment with removable appliances only - proposed treatment (rolling 12 month period)	0	581	0.0%	1.8%	2.1%
% of courses of treatment with removable appliances only - completed treatment (rolling 12 month period)	0	253	0.0%	1.6%	1.5%
% of patients satisfied with the treatment they have received (rolling 12 month period)	29	29	100.0%	96.0%	95.7%

\* Figures in italics indicate that the base number is less than 100.

**Q70 - Vital Signs Orthodontic At a Glance Contract Report for 254169/0002 - September 2016**

Name or company name	MR V KONTOGIANNIS	16/17 Contracted general activity (UDA)	0
Contract type name	PDS Contract	Carry forward general activity (UDA)	0
Purpose of contract	Orthodontic	16/17 Contracted orthodontic activity (UOA)	3,869
Contract start date	01/04/2006	Carry forward orthodontic activity (UOA)	0
Contract end date		Baseline contract value	£250,902.60

ACCESS	Contract	England and Wales
24 month ratio of assessments to patient IDs	1.05	1.10

**ACTIVITY**


Month	Adjusted Scheduled Activity (UOA)	
	2016	2017
April	-19	0
May	-19	0
June	109	0
July	385	268
August	727	386
September	1,393	957
October	1,394	
November	1,715	
December	1,983	
January	1,983	
February	2,596	
March	3,525	
April	3,871	
May	3,871	
June	3,871	

**QUALITY**

	Contract Quantity	Contract Base Number	Contract *	Region	England
% of all assessments that were assess and fit appliances (rolling 12 month period)	157	310	50.6%	55.3%	54.1%
% of all assessments that were assess and refuse (rolling 12 month period)	37	310	11.9%	11.5%	12.4%
% of all assessments that were assess and review (rolling 12 month period)	116	310	37.4%	33.2%	33.5%
% of terminated courses where treatment was abandoned or discontinued (rolling 12 month period)	6	136	4.4%	5.7%	7.2%
% of completed treatments indicating that PAR score was taken (year to date)	14	59	23.7%	57.4%	58.9%
Rate of removable appliances per 100 fixed appliances - proposed treatment (rolling 12 month period)	29	312	9.29	5.12	5.66
Rate of removable appliances per 100 fixed appliances - completed treatment (rolling 12 month period)	0	0	N/A	3.86	4.88
% of courses of treatment with removable appliances only - proposed treatment (rolling 12 month period)	0	157	0.0%	1.8%	2.1%
% of courses of treatment with removable appliances only - completed treatment (rolling 12 month period)	0	130	0.0%	1.6%	1.5%
% of patients satisfied with the treatment they have received (rolling 12 month period)	5	6	83.3%	96.0%	95.7%

\* Figures in italics indicate that the base number is less than 100.

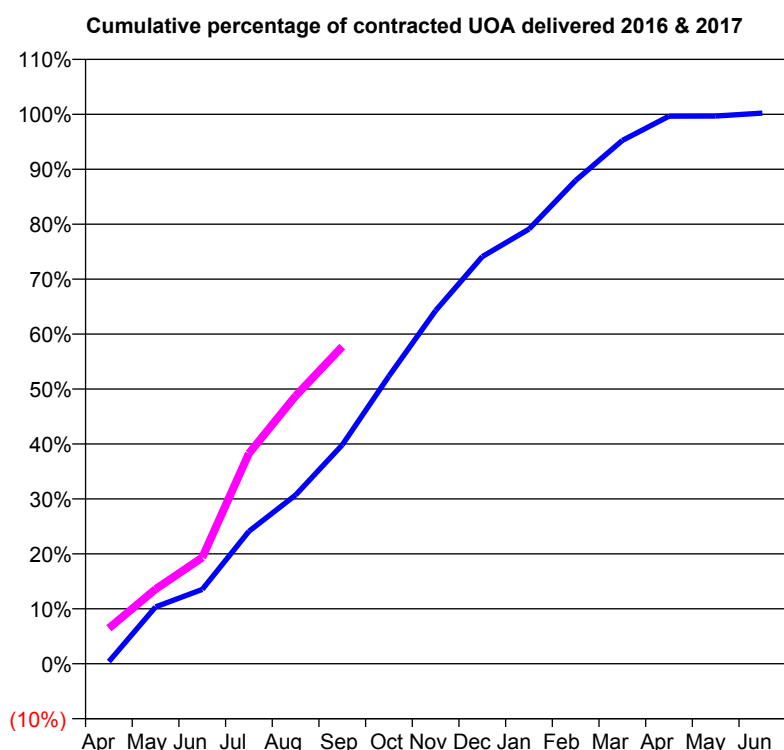
**Q70 - Vital Signs Orthodontic At a Glance Contract Report for 310360/0001 - September 2016**

Name or company name	MRS ME LAMMIMAN
Contract type name	PDS Contract
Purpose of contract	Orthodontic
Contract start date	01/04/2006
Contract end date	31/03/2019

16/17 Contracted general activity (UDA)	0
Carry forward general activity (UDA)	0
16/17 Contracted orthodontic activity (UOA)	4,027
Carry forward orthodontic activity (UOA)	-8
Baseline contract value	£250,575.99

**ACCESS**

	Contract	England and Wales
24 month ratio of assessments to patient IDs	1.15	1.10

**ACTIVITY**


Month	Adjusted Scheduled Activity (UOA)	
	2016	2017
April	16	260
May	417	547
June	545	779
July	971	1,541
August	1,237	1,963
September	1,604	2,325
October	2,109	
November	2,589	
December	2,984	
January	3,185	
February	3,542	
March	3,835	
April	4,013	
May	4,014	
June	4,035	

**QUALITY**

	Contract Quantity	Contract Base Number	Contract *	Region	England
% of all assessments that were assess and fit appliances (rolling 12 month period)	213	482	44.2%	55.3%	54.1%
% of all assessments that were assess and refuse (rolling 12 month period)	37	482	7.7%	11.5%	12.4%
% of all assessments that were assess and review (rolling 12 month period)	232	482	48.1%	33.2%	33.5%
% of terminated courses where treatment was abandoned or discontinued (rolling 12 month period)	47	169	27.8%	5.7%	7.2%
% of completed treatments indicating that PAR score was taken (year to date)	32	47	68.1%	57.4%	58.9%
Rate of removable appliances per 100 fixed appliances - proposed treatment (rolling 12 month period)	6	422	1.42	5.12	5.66
Rate of removable appliances per 100 fixed appliances - completed treatment (rolling 12 month period)	2	229	0.87	3.86	4.88
% of courses of treatment with removable appliances only - proposed treatment (rolling 12 month period)	1	213	0.5%	1.8%	2.1%
% of courses of treatment with removable appliances only - completed treatment (rolling 12 month period)	1	122	0.8%	1.6%	1.5%
% of patients satisfied with the treatment they have received (rolling 12 month period)	7	7	100.0%	96.0%	95.7%

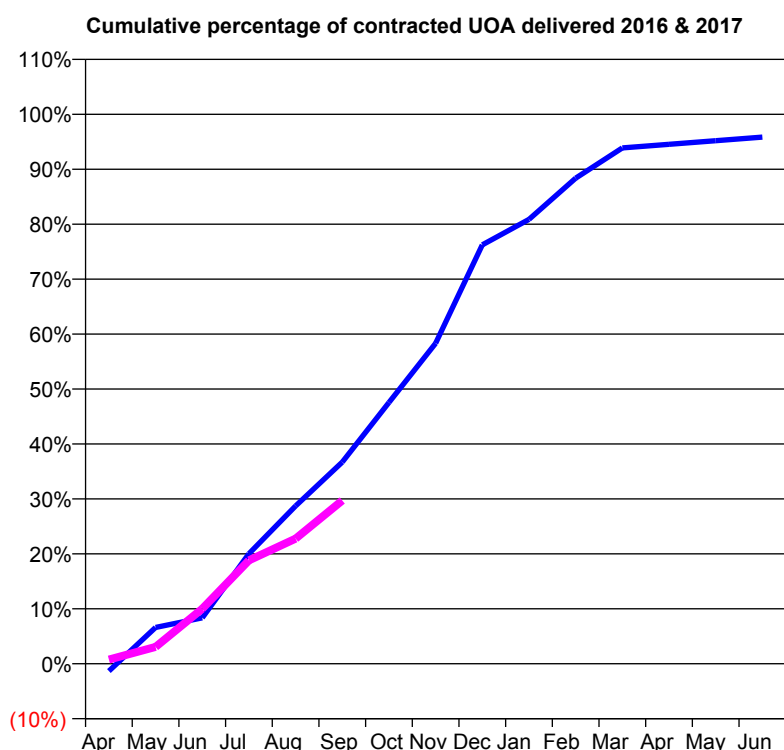
\* Figures in italics indicate that the base number is less than 100.



**Q70 - Vital Signs Orthodontic At a Glance Contract Report for 332682/0001 - September 2016**

Name or company name	MRS EC WEEKS	16/17 Contracted general activity (UDA)	0
Contract type name	PDS Contract	Carry forward general activity (UDA)	0
Purpose of contract	Orthodontic	16/17 Contracted orthodontic activity (UOA)	2,730
Contract start date	01/04/2006	Carry forward orthodontic activity (UOA)	0
Contract end date	31/03/2018	Baseline contract value	£162,110.00

ACCESS	Contract	England and Wales
24 month ratio of assessments to patient IDs	1.05	1.10

**ACTIVITY**


Month	Adjusted Scheduled Activity (UOA)	
	2016	2017
April	-43	21
May	210	84
June	266	273
July	637	514
August	913	622
September	1,167	811
October	1,512	
November	1,855	
December	2,424	
January	2,572	
February	2,810	
March	2,985	
April	3,006	
May	3,027	
June	3,048	

QUALITY	Contract Quantity	Contract Base Number	Contract *	Region	England
% of all assessments that were assess and fit appliances (rolling 12 month period)	130	177	73.4%	55.3%	54.1%
% of all assessments that were assess and refuse (rolling 12 month period)	15	177	8.5%	11.5%	12.4%
% of all assessments that were assess and review (rolling 12 month period)	32	177	18.1%	33.2%	33.5%
% of terminated courses where treatment was abandoned or discontinued (rolling 12 month period)	11	123	8.9%	5.7%	7.2%
% of completed treatments indicating that PAR score was taken (year to date)	54	61	88.5%	57.4%	58.9%
Rate of removable appliances per 100 fixed appliances - proposed treatment (rolling 12 month period)	34	240	14.17	5.12	5.66
Rate of removable appliances per 100 fixed appliances - completed treatment (rolling 12 month period)	35	218	16.06	3.86	4.88
% of courses of treatment with removable appliances only - proposed treatment (rolling 12 month period)	5	130	3.8%	1.8%	2.1%
% of courses of treatment with removable appliances only - completed treatment (rolling 12 month period)	3	112	2.7%	1.6%	1.5%
% of patients satisfied with the treatment they have received (rolling 12 month period)	11	12	91.7%	96.0%	95.7%

\* Figures in italics indicate that the base number is less than 100.

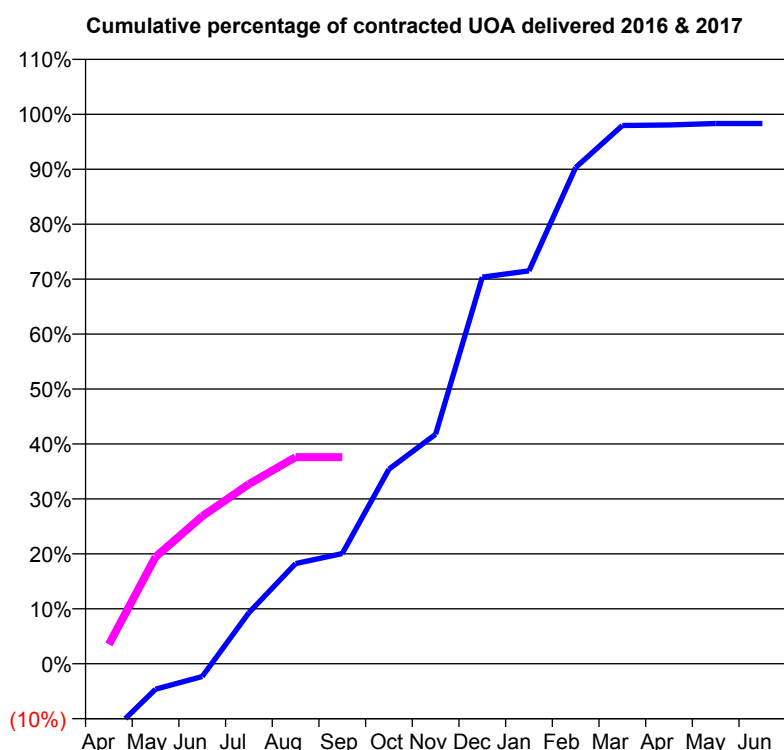
**Q70 - Vital Signs Orthodontic At a Glance Contract Report for 338389/0001 - September 2016**

Name or company name	MR TA HARTRIDGE
Contract type name	PDS Contract
Purpose of contract	Orthodontic
Contract start date	01/04/2006
Contract end date	

16/17 Contracted general activity (UDA)	0
Carry forward general activity (UDA)	0
16/17 Contracted orthodontic activity (UOA)	7,915
Carry forward orthodontic activity (UOA)	0
Baseline contract value	£513,262.36

**ACCESS**

	Contract	England and Wales
24 month ratio of assessments to patient IDs	1.06	1.10

**ACTIVITY**


Month	Adjusted Scheduled Activity (UOA)	
	2016	2017
April	-1,024	279
May	-367	1,540
June	-186	2,126
July	737	2,588
August	1,443	2,976
September	1,587	2,976
October	2,803	
November	3,306	
December	5,569	
January	5,659	
February	7,148	
March	7,753	
April	7,761	
May	7,782	
June	7,782	

**QUALITY**

	Contract Quantity	Contract Base Number	Contract *	Region	England
% of all assessments that were assess and fit appliances (rolling 12 month period)	416	972	42.8%	55.3%	54.1%
% of all assessments that were assess and refuse (rolling 12 month period)	135	972	13.9%	11.5%	12.4%
% of all assessments that were assess and review (rolling 12 month period)	421	972	43.3%	33.2%	33.5%
% of terminated courses where treatment was abandoned or discontinued (rolling 12 month period)	13	292	4.5%	5.7%	7.2%
% of completed treatments indicating that PAR score was taken (year to date)	25	119	21.0%	57.4%	58.9%
Rate of removable appliances per 100 fixed appliances - proposed treatment (rolling 12 month period)	1	813	0.12	5.12	5.66
Rate of removable appliances per 100 fixed appliances - completed treatment (rolling 12 month period)	0	531	0.00	3.86	4.88
% of courses of treatment with removable appliances only - proposed treatment (rolling 12 month period)	0	416	0.0%	1.8%	2.1%
% of courses of treatment with removable appliances only - completed treatment (rolling 12 month period)	0	279	0.0%	1.6%	1.5%
% of patients satisfied with the treatment they have received (rolling 12 month period)	7	7	100.0%	96.0%	95.7%

\* Figures in italics indicate that the base number is less than 100.

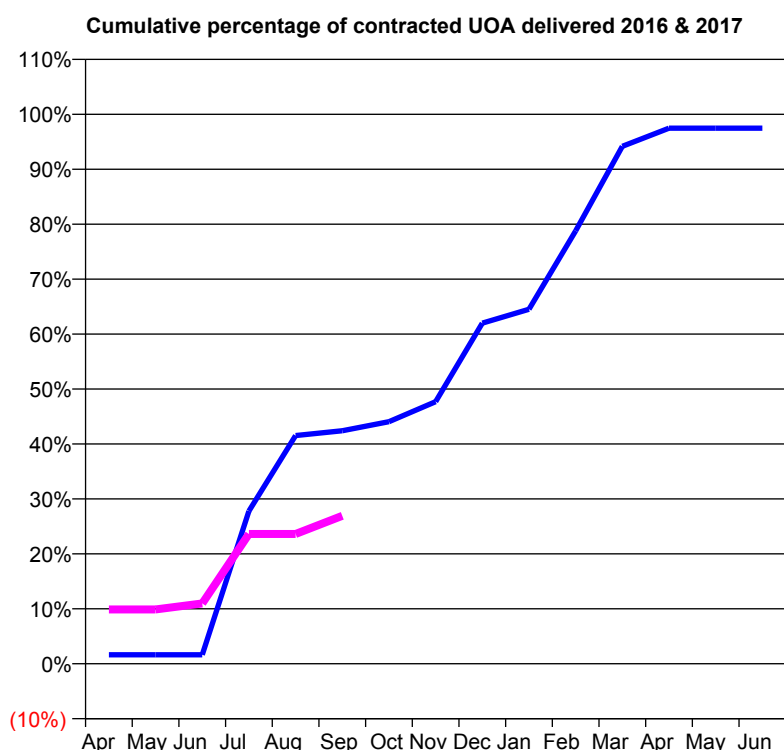
**Q70 - Vital Signs Orthodontic At a Glance Contract Report for 567485/0002 - September 2016**

Name or company name	MR PT JONES
Contract type name	GDS Contract
Purpose of contract	General and Orthodontic
Contract start date	01/04/2006
Contract end date	

16/17 Contracted general activity (UDA)	800
Carry forward general activity (UDA)	-5
16/17 Contracted orthodontic activity (UOA)	182
Carry forward orthodontic activity (UOA)	4
Baseline contract value	£36,717.13

**ACCESS**

	Contract	England and Wales
24 month ratio of assessments to patient IDs	1.04	1.10

**ACTIVITY**


Month	Adjusted Scheduled Activity (UOA)	
	2016	2017
April	3	18
May	3	18
June	3	20
July	51	43
August	76	43
September	77	49
October	80	
November	87	
December	113	
January	117	
February	143	
March	171	
April	177	
May	177	
June	177	

**QUALITY**

	Contract Quantity	Contract Base Number	Contract *	Region	England
% of all assessments that were assess and fit appliances (rolling 12 month period)	5	50	10.0%	55.3%	54.1%
% of all assessments that were assess and refuse (rolling 12 month period)	0	50	0.0%	11.5%	12.4%
% of all assessments that were assess and review (rolling 12 month period)	45	50	90.0%	33.2%	33.5%
% of terminated courses where treatment was abandoned or discontinued (rolling 12 month period)	0	8	0.0%	5.7%	7.2%
% of completed treatments indicating that PAR score was taken (year to date)	4	4	100.0%	57.4%	58.9%
Rate of removable appliances per 100 fixed appliances - proposed treatment (rolling 12 month period)	5	6	83.33	5.12	5.66
Rate of removable appliances per 100 fixed appliances - completed treatment (rolling 12 month period)	0	0	N/A	3.86	4.88
% of courses of treatment with removable appliances only - proposed treatment (rolling 12 month period)	2	5	40.0%	1.8%	2.1%
% of courses of treatment with removable appliances only - completed treatment (rolling 12 month period)	0	8	0.0%	1.6%	1.5%
% of patients satisfied with the treatment they have received (rolling 12 month period)	0	0	N/A	96.0%	95.7%

\* Figures in italics indicate that the base number is less than 100.

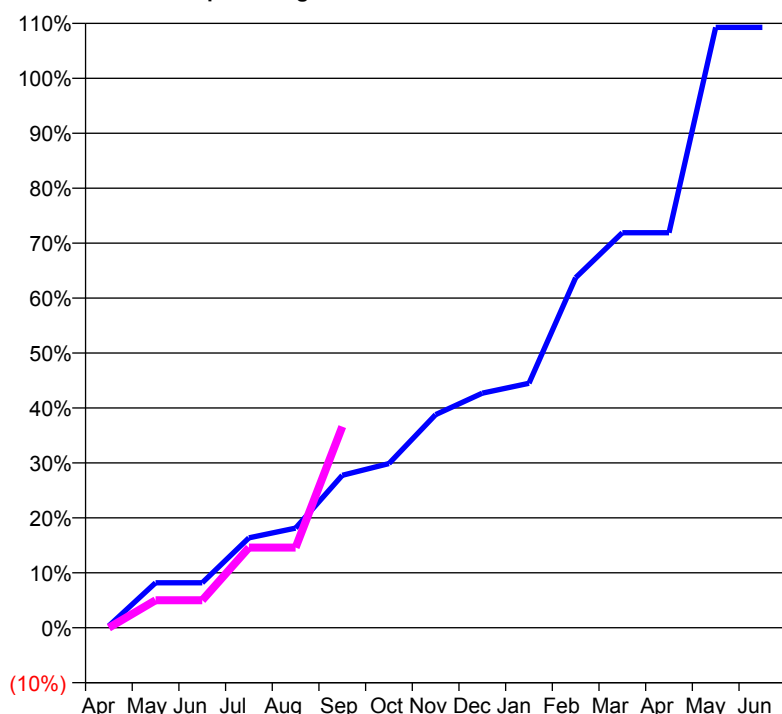
**Q70 - Vital Signs Orthodontic At a Glance Contract Report for 574074/0001 - September 2016**

Name or company name	MR NL JONES
Contract type name	GDS Contract
Purpose of contract	General and Orthodontic
Contract start date	01/04/2006
Contract end date	

16/17 Contracted general activity (UDA)	13,816
Carry forward general activity (UDA)	0
16/17 Contracted orthodontic activity (UOA)	500
Carry forward orthodontic activity (UOA)	0
Baseline contract value	£432,665.24

**ACCESS**

	Contract	England and Wales
24 month ratio of assessments to patient IDs	1.17	1.10

**ACTIVITY**
**Cumulative percentage of contracted UOA delivered 2016 & 2017**

**Adjusted Scheduled Activity (UOA)**

Month	2016	2017
April	1	0
May	23	25
June	23	25
July	46	73
August	51	73
September	78	183
October	84	
November	109	
December	120	
January	125	
February	179	
March	202	
April	202	
May	307	
June	307	

**QUALITY**

	Contract Quantity	Contract Base Number	Contract *	Region	England
% of all assessments that were assess and fit appliances (rolling 12 month period)	18	73	24.7%	55.3%	54.1%
% of all assessments that were assess and refuse (rolling 12 month period)	6	73	8.2%	11.5%	12.4%
% of all assessments that were assess and review (rolling 12 month period)	49	73	67.1%	33.2%	33.5%
% of terminated courses where treatment was abandoned or discontinued (rolling 12 month period)	5	13	38.5%	5.7%	7.2%
% of completed treatments indicating that PAR score was taken (year to date)	6	6	100.0%	57.4%	58.9%
Rate of removable appliances per 100 fixed appliances - proposed treatment (rolling 12 month period)	0	27	0.00	5.12	5.66
Rate of removable appliances per 100 fixed appliances - completed treatment (rolling 12 month period)	1	15	6.67	3.86	4.88
% of courses of treatment with removable appliances only - proposed treatment (rolling 12 month period)	0	18	0.0%	1.8%	2.1%
% of courses of treatment with removable appliances only - completed treatment (rolling 12 month period)	0	8	0.0%	1.6%	1.5%
% of patients satisfied with the treatment they have received (rolling 12 month period)	0	0	N/A	96.0%	95.7%

\* Figures in italics indicate that the base number is less than 100.

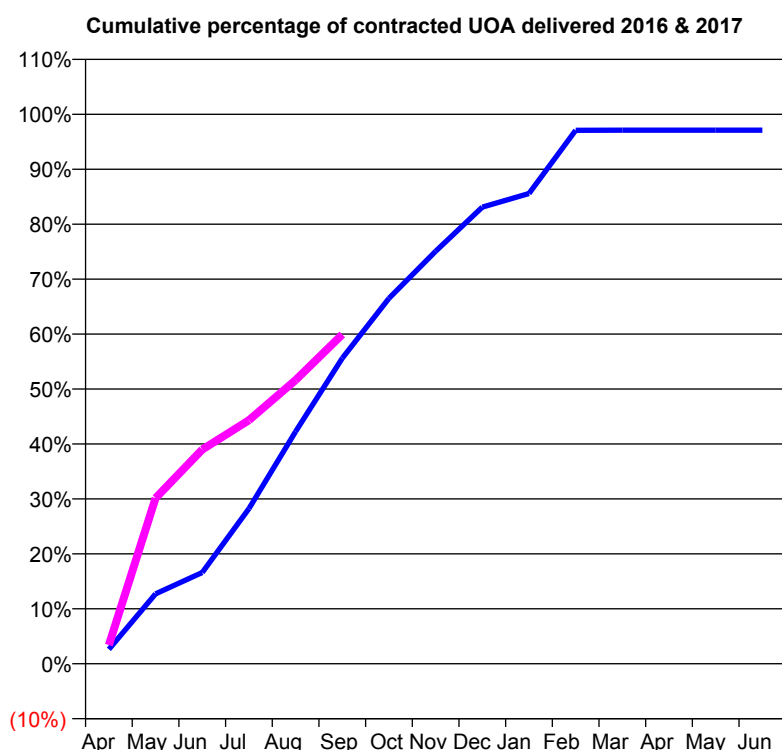
**Q70 - Vital Signs Orthodontic At a Glance Contract Report for 737267/0001 - September 2016**

Name or company name	MS NM HENDRICKSE
Contract type name	PDS Contract
Purpose of contract	Orthodontic
Contract start date	01/04/2006
Contract end date	31/03/2018

16/17 Contracted general activity (UDA)	0
Carry forward general activity (UDA)	0
16/17 Contracted orthodontic activity (UOA)	5,750
Carry forward orthodontic activity (UOA)	167
Baseline contract value	£337,529.50

**ACCESS**

	Contract	England and Wales
24 month ratio of assessments to patient IDs	1.03	1.10

**ACTIVITY**


Month	Adjusted Scheduled Activity (UOA)	
	2016	2017
April	152	196
May	732	1,734
June	955	2,242
July	1,623	2,548
August	2,430	2,968
September	3,198	3,446
October	3,824	
November	4,316	
December	4,778	
January	4,921	
February	5,582	
March	5,583	
April	5,583	
May	5,583	
June	5,583	

**QUALITY**

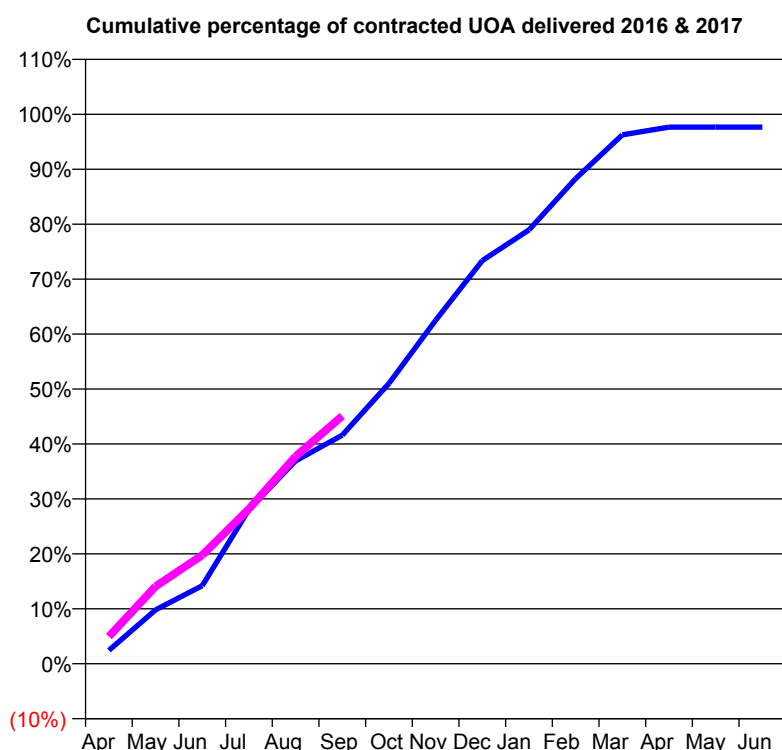
	Contract Quantity	Contract Base Number	Contract *	Region	England
% of all assessments that were assess and fit appliances (rolling 12 month period)	279	571	48.9%	55.3%	54.1%
% of all assessments that were assess and refuse (rolling 12 month period)	118	571	20.7%	11.5%	12.4%
% of all assessments that were assess and review (rolling 12 month period)	174	571	30.5%	33.2%	33.5%
% of terminated courses where treatment was abandoned or discontinued (rolling 12 month period)	25	264	9.5%	5.7%	7.2%
% of completed treatments indicating that PAR score was taken (year to date)	60	106	56.6%	57.4%	58.9%
Rate of removable appliances per 100 fixed appliances - proposed treatment (rolling 12 month period)	27	519	5.20	5.12	5.66
Rate of removable appliances per 100 fixed appliances - completed treatment (rolling 12 month period)	18	423	4.26	3.86	4.88
% of courses of treatment with removable appliances only - proposed treatment (rolling 12 month period)	11	279	3.9%	1.8%	2.1%
% of courses of treatment with removable appliances only - completed treatment (rolling 12 month period)	7	239	2.9%	1.6%	1.5%
% of patients satisfied with the treatment they have received (rolling 12 month period)	11	11	100.0%	96.0%	95.7%

\* Figures in italics indicate that the base number is less than 100.

**Q70 - Vital Signs Orthodontic At a Glance Contract Report for 745383/0001 - September 2016**

Name or company name	MR DJ GALE	16/17 Contracted general activity (UDA)	0
Contract type name	PDS Contract	Carry forward general activity (UDA)	0
Purpose of contract	Orthodontic	16/17 Contracted orthodontic activity (UOA)	7,045
Contract start date	01/04/2006	Carry forward orthodontic activity (UOA)	0
Contract end date		Baseline contract value	£456,823.56

ACCESS	Contract	England and Wales
24 month ratio of assessments to patient IDs	1.05	1.10

**ACTIVITY**


Month	Adjusted Scheduled Activity (UOA)	
	2016	2017
April	172	349
May	692	992
June	1,001	1,392
July	1,978	1,986
August	2,602	2,659
September	2,932	3,178
October	3,594	
November	4,403	
December	5,170	
January	5,562	
February	6,221	
March	6,781	
April	6,881	
May	6,881	
June	6,881	

QUALITY	Contract Quantity	Contract Base Number	Contract *	Region	England
% of all assessments that were assess and fit appliances (rolling 12 month period)	320	801	40.0%	55.3%	54.1%
% of all assessments that were assess and refuse (rolling 12 month period)	95	801	11.9%	11.5%	12.4%
% of all assessments that were assess and review (rolling 12 month period)	386	801	48.2%	33.2%	33.5%
% of terminated courses where treatment was abandoned or discontinued (rolling 12 month period)	23	301	7.6%	5.7%	7.2%
% of completed treatments indicating that PAR score was taken (year to date)	46	142	32.4%	57.4%	58.9%
Rate of removable appliances per 100 fixed appliances - proposed treatment (rolling 12 month period)	2	626	0.32	5.12	5.66
Rate of removable appliances per 100 fixed appliances - completed treatment (rolling 12 month period)	1	548	0.18	3.86	4.88
% of courses of treatment with removable appliances only - proposed treatment (rolling 12 month period)	2	320	0.6%	1.8%	2.1%
% of courses of treatment with removable appliances only - completed treatment (rolling 12 month period)	1	278	0.4%	1.6%	1.5%
% of patients satisfied with the treatment they have received (rolling 12 month period)	7	7	100.0%	96.0%	95.7%

\* Figures in italics indicate that the base number is less than 100.

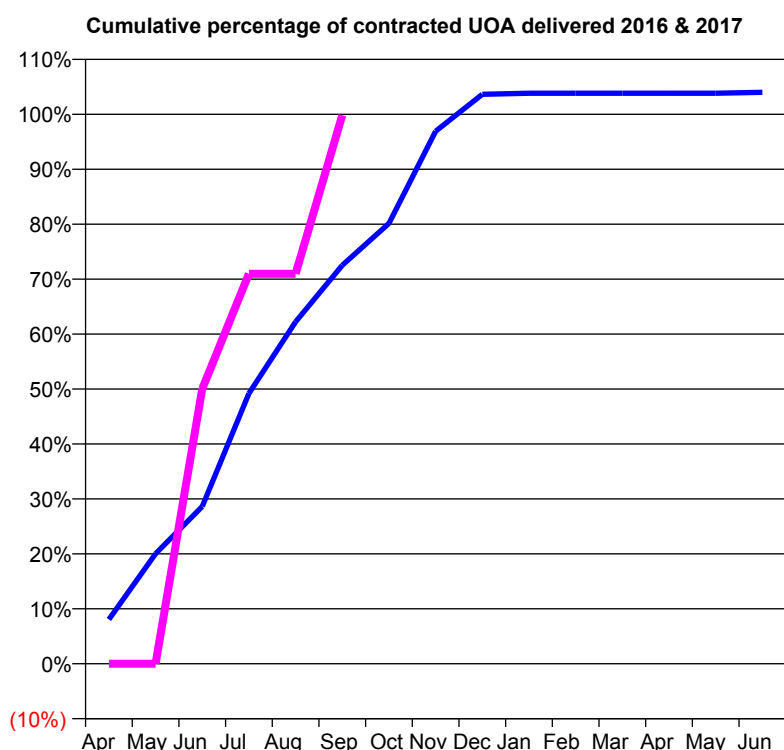
**Q70 - Vital Signs Orthodontic At a Glance Contract Report for 767689/0001 - September 2016**

Name or company name	MISS RK SIDHU
Contract type name	PDS Contract
Purpose of contract	Orthodontic
Contract start date	30/10/2009
Contract end date	31/03/2018

16/17 Contracted general activity (UDA)	0
Carry forward general activity (UDA)	0
16/17 Contracted orthodontic activity (UOA)	12,502
Carry forward orthodontic activity (UOA)	0
Baseline contract value	£609,948.88

**ACCESS**

	Contract	England and Wales
24 month ratio of assessments to patient IDs	1.00	1.10

**ACTIVITY**


Month	Adjusted Scheduled Activity (UOA)	
	2016	2017
April	1,010	0
May	2,505	0
June	3,578	6,254
July	6,150	8,874
August	7,779	8,874
September	9,066	12,481
October	10,019	
November	12,116	
December	12,956	
January	12,981	
February	12,981	
March	12,981	
April	12,981	
May	12,981	
June	13,002	

**QUALITY**

	Contract Quantity	Contract Base Number	Contract *	Region	England
% of all assessments that were assess and fit appliances (rolling 12 month period)	789	789	100.0%	55.3%	54.1%
% of all assessments that were assess and refuse (rolling 12 month period)	0	789	0.0%	11.5%	12.4%
% of all assessments that were assess and review (rolling 12 month period)	0	789	0.0%	33.2%	33.5%
% of terminated courses where treatment was abandoned or discontinued (rolling 12 month period)	58	607	9.6%	5.7%	7.2%
% of completed treatments indicating that PAR score was taken (year to date)	352	418	84.2%	57.4%	58.9%
Rate of removable appliances per 100 fixed appliances - proposed treatment (rolling 12 month period)	12	1,427	0.84	5.12	5.66
Rate of removable appliances per 100 fixed appliances - completed treatment (rolling 12 month period)	11	978	1.12	3.86	4.88
% of courses of treatment with removable appliances only - proposed treatment (rolling 12 month period)	11	789	1.4%	1.8%	2.1%
% of courses of treatment with removable appliances only - completed treatment (rolling 12 month period)	8	549	1.5%	1.6%	1.5%
% of patients satisfied with the treatment they have received (rolling 12 month period)	10	11	90.9%	96.0%	95.7%

\* Figures in italics indicate that the base number is less than 100.

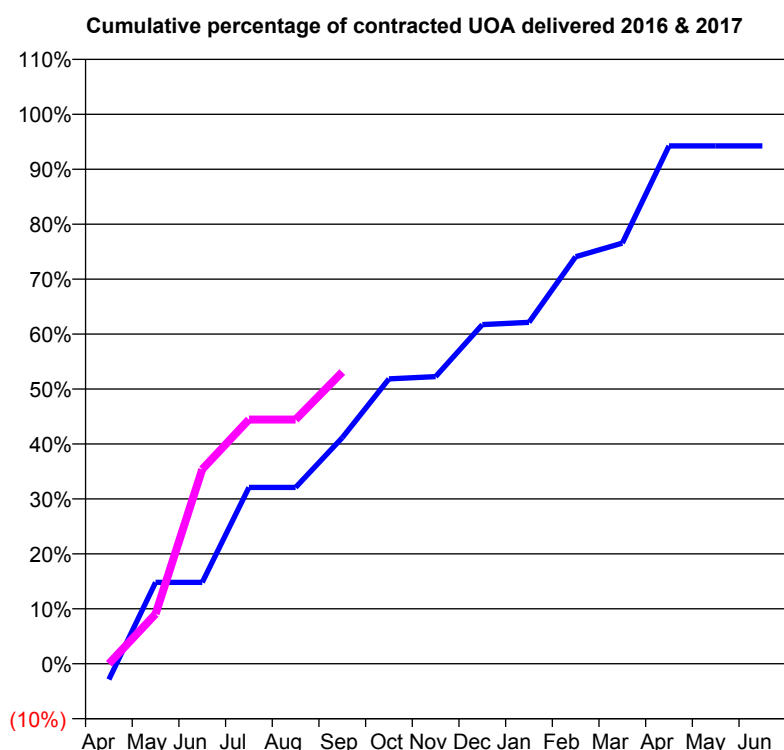
**Q70 - Vital Signs Orthodontic At a Glance Contract Report for 820563/0001 - September 2016**

Name or company name	MR MJ COLE
Contract type name	GDS Contract
Purpose of contract	General and Orthodontic
Contract start date	01/04/2006
Contract end date	

16/17 Contracted general activity (UDA)	1,870
Carry forward general activity (UDA)	32
16/17 Contracted orthodontic activity (UOA)	243
Carry forward orthodontic activity (UOA)	0
Baseline contract value	£60,358.87

**ACCESS**

	Contract	England and Wales
24 month ratio of assessments to patient IDs	1.14	1.10

**ACTIVITY**


Month	Adjusted Scheduled Activity (UOA)	
	2016	2017
April	-7	0
May	36	22
June	36	86
July	78	108
August	78	108
September	100	129
October	126	
November	127	
December	150	
January	151	
February	180	
March	186	
April	229	
May	229	
June	229	

**QUALITY**

	Contract Quantity	Contract Base Number	Contract *	Region	England
% of all assessments that were assess and fit appliances (rolling 12 month period)	12	37	32.4%	55.3%	54.1%
% of all assessments that were assess and refuse (rolling 12 month period)	10	37	27.0%	11.5%	12.4%
% of all assessments that were assess and review (rolling 12 month period)	15	37	40.5%	33.2%	33.5%
% of terminated courses where treatment was abandoned or discontinued (rolling 12 month period)	0	12	0.0%	5.7%	7.2%
% of completed treatments indicating that PAR score was taken (year to date)	2	2	100.0%	57.4%	58.9%
Rate of removable appliances per 100 fixed appliances - proposed treatment (rolling 12 month period)	5	0	N/A	5.12	5.66
Rate of removable appliances per 100 fixed appliances - completed treatment (rolling 12 month period)	2	1	200.00	3.86	4.88
% of courses of treatment with removable appliances only - proposed treatment (rolling 12 month period)	5	12	41.7%	1.8%	2.1%
% of courses of treatment with removable appliances only - completed treatment (rolling 12 month period)	2	12	16.7%	1.6%	1.5%
% of patients satisfied with the treatment they have received (rolling 12 month period)	0	0	N/A	96.0%	95.7%

\* Figures in italics indicate that the base number is less than 100.



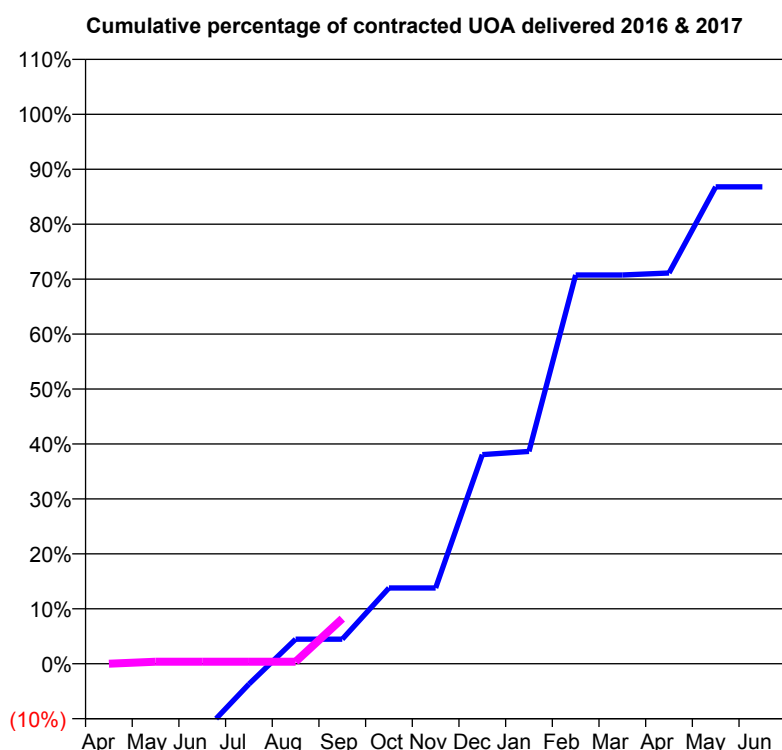
**Q70 - Vital Signs Orthodontic At a Glance Contract Report for 915394/0001 - September 2016**

Name or company name	MR DR GATES
Contract type name	GDS Contract
Purpose of contract	General and Orthodontic
Contract start date	01/04/2006
Contract end date	

16/17 Contracted general activity (UDA)	2,800
Carry forward general activity (UDA)	0
16/17 Contracted orthodontic activity (UOA)	268
Carry forward orthodontic activity (UOA)	0
Baseline contract value	£88,239.26

**ACCESS**

	Contract	England and Wales
24 month ratio of assessments to patient IDs	1.09	1.10

**ACTIVITY**


Month	Adjusted Scheduled Activity (UOA)	
	2016	2017
April	-63	0
May	-35	1
June	-34	1
July	-10	1
August	12	1
September	12	22
October	37	
November	37	
December	102	
January	104	
February	190	
March	190	
April	191	
May	233	
June	233	

**QUALITY**

	Contract Quantity	Contract Base Number	Contract *	Region	England
% of all assessments that were assess and fit appliances (rolling 12 month period)	12	22	54.5%	55.3%	54.1%
% of all assessments that were assess and refuse (rolling 12 month period)	4	22	18.2%	11.5%	12.4%
% of all assessments that were assess and review (rolling 12 month period)	6	22	27.3%	33.2%	33.5%
% of terminated courses where treatment was abandoned or discontinued (rolling 12 month period)	0	3	0.0%	5.7%	7.2%
% of completed treatments indicating that PAR score was taken (year to date)	1	1	100.0%	57.4%	58.9%
Rate of removable appliances per 100 fixed appliances - proposed treatment (rolling 12 month period)	1	21	4.76	5.12	5.66
Rate of removable appliances per 100 fixed appliances - completed treatment (rolling 12 month period)	1	1	100.00	3.86	4.88
% of courses of treatment with removable appliances only - proposed treatment (rolling 12 month period)	0	12	0.0%	1.8%	2.1%
% of courses of treatment with removable appliances only - completed treatment (rolling 12 month period)	0	3	0.0%	1.6%	1.5%
% of patients satisfied with the treatment they have received (rolling 12 month period)	0	0	N/A	96.0%	95.7%

\* Figures in italics indicate that the base number is less than 100.

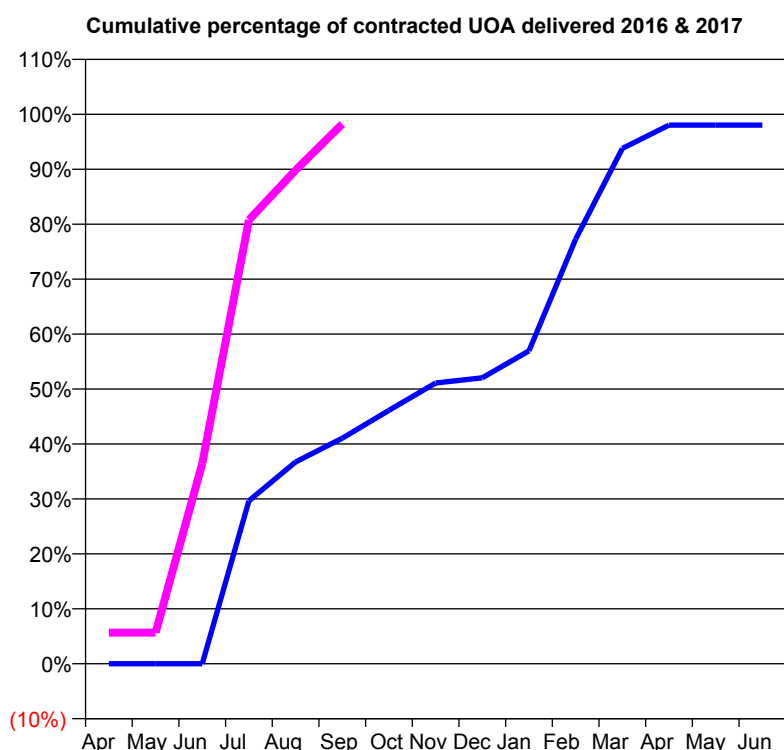
**Q70 - Vital Signs Orthodontic At a Glance Contract Report for 939900/0001 - September 2016**

Name or company name	MRS KM ROWLAND
Contract type name	PDS Contract
Purpose of contract	Orthodontic
Contract start date	01/04/2006
Contract end date	

16/17 Contracted general activity (UDA)	0
Carry forward general activity (UDA)	0
16/17 Contracted orthodontic activity (UOA)	3,349
Carry forward orthodontic activity (UOA)	0
Baseline contract value	£217,165.33

**ACCESS**

	Contract	England and Wales
24 month ratio of assessments to patient IDs	1.03	1.10

**ACTIVITY**


Month	Adjusted Scheduled Activity (UOA)	
	2016	2017
April	0	190
May	0	190
June	0	1,220
July	1,609	2,705
August	1,992	3,008
September	2,225	3,289
October	2,501	
November	2,770	
December	2,821	
January	3,087	
February	4,190	
March	5,085	
April	5,315	
May	5,315	
June	5,315	

**QUALITY**

	Contract Quantity	Contract Base Number	Contract *	Region	England
% of all assessments that were assess and fit appliances (rolling 12 month period)	282	931	30.3%	55.3%	54.1%
% of all assessments that were assess and refuse (rolling 12 month period)	98	931	10.5%	11.5%	12.4%
% of all assessments that were assess and review (rolling 12 month period)	551	931	59.2%	33.2%	33.5%
% of terminated courses where treatment was abandoned or discontinued (rolling 12 month period)	26	301	8.6%	5.7%	7.2%
% of completed treatments indicating that PAR score was taken (year to date)	73	105	69.5%	57.4%	58.9%
Rate of removable appliances per 100 fixed appliances - proposed treatment (rolling 12 month period)	2	532	0.38	5.12	5.66
Rate of removable appliances per 100 fixed appliances - completed treatment (rolling 12 month period)	6	541	1.11	3.86	4.88
% of courses of treatment with removable appliances only - proposed treatment (rolling 12 month period)	0	282	0.0%	1.8%	2.1%
% of courses of treatment with removable appliances only - completed treatment (rolling 12 month period)	0	275	0.0%	1.6%	1.5%
% of patients satisfied with the treatment they have received (rolling 12 month period)	9	9	100.0%	96.0%	95.7%

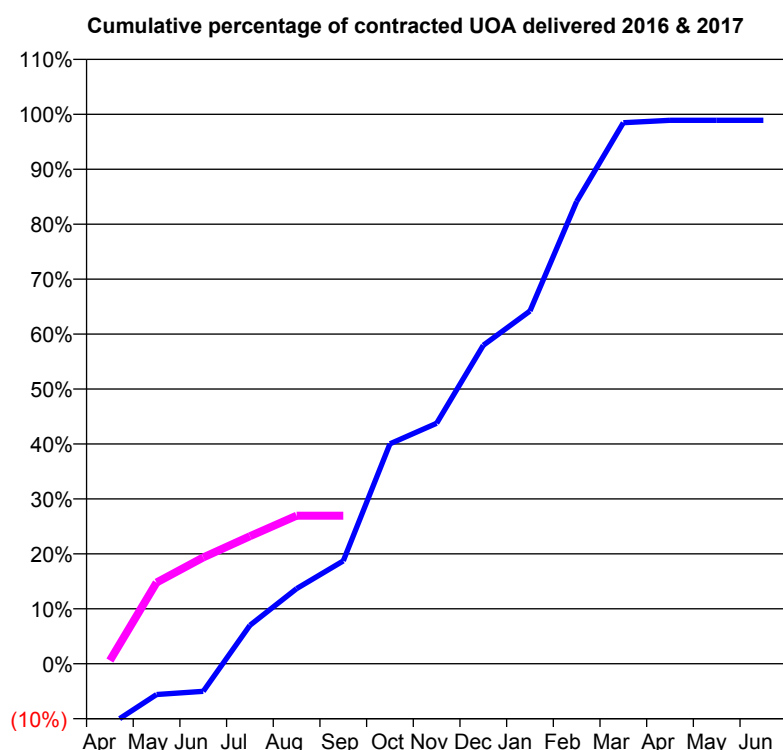
\* Figures in italics indicate that the base number is less than 100.

**Q70 - Vital Signs Orthodontic At a Glance Contract Report for 946532/0001 - September 2016**

Name or company name	MR NR TURNBULL	16/17 Contracted general activity (UDA)	0
Contract type name	PDS Contract	Carry forward general activity (UDA)	0
Purpose of contract	Orthodontic	16/17 Contracted orthodontic activity (UOA)	5,060
Contract start date	04/01/2010	Carry forward orthodontic activity (UOA)	56
Contract end date	31/03/2018	Baseline contract value	£260,486.47

**ACCESS**

	Contract	England and Wales
24 month ratio of assessments to patient IDs	1.01	1.10

**ACTIVITY**


Month	Adjusted Scheduled Activity (UOA)	
	2016	2017
April	-565	30
May	-284	749
June	-255	979
July	354	1,175
August	692	1,364
September	947	1,364
October	2,025	
November	2,214	
December	2,933	
January	3,248	
February	4,257	
March	4,982	
April	5,004	
May	5,004	
June	5,004	

**QUALITY**

	Contract Quantity	Contract Base Number	Contract *	Region	England
% of all assessments that were assess and fit appliances (rolling 12 month period)	258	330	78.2%	55.3%	54.1%
% of all assessments that were assess and refuse (rolling 12 month period)	22	330	6.7%	11.5%	12.4%
% of all assessments that were assess and review (rolling 12 month period)	50	330	15.2%	33.2%	33.5%
% of terminated courses where treatment was abandoned or discontinued (rolling 12 month period)	5	207	2.4%	5.7%	7.2%
% of completed treatments indicating that PAR score was taken (year to date)	20	79	25.3%	57.4%	58.9%
Rate of removable appliances per 100 fixed appliances - proposed treatment (rolling 12 month period)	2	508	0.39	5.12	5.66
Rate of removable appliances per 100 fixed appliances - completed treatment (rolling 12 month period)	1	383	0.26	3.86	4.88
% of courses of treatment with removable appliances only - proposed treatment (rolling 12 month period)	0	258	0.0%	1.8%	2.1%
% of courses of treatment with removable appliances only - completed treatment (rolling 12 month period)	0	202	0.0%	1.6%	1.5%
% of patients satisfied with the treatment they have received (rolling 12 month period)	8	8	100.0%	96.0%	95.7%

\* Figures in italics indicate that the base number is less than 100.