


## Q47 - Vital Signs At a Glance Contract Report for 100206/0000 - December 2016

Name or company name	Genix Healthcare Ltd
Contract type name	PDS Contract
Purpose of contract	General
Contract start date	10/10/2016
Contract end date	31/07/2026

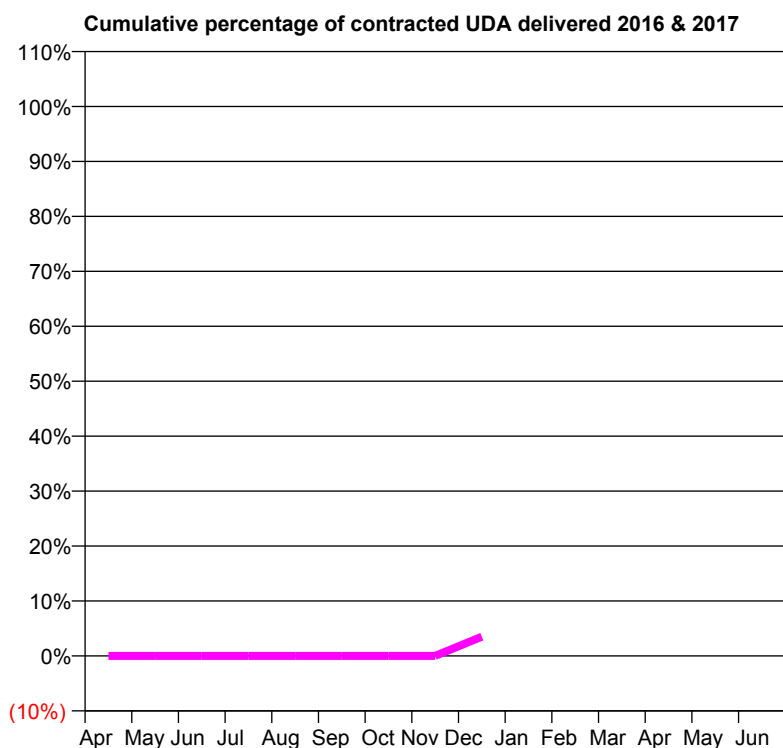
16/17 Contracted general activity (UDA)	4,639
Carry forward general activity (UDA)	0
16/17 Contracted orthodontic activity (UOA)	0
Carry forward orthodontic activity (UOA)	0
Baseline contract value	£227,317.43

### ACCESS\*

Patients seen in 24 months	Total	Change since previous quarter
Quarter ending December 2015	0	
Quarter ending March 2016	0	
Quarter ending June 2016	0	
Quarter ending September 2016	0	
Quarter ending December 2016	235	↑
Variance since December 2015	N/A	



### ACTIVITY



Month	Adjusted Scheduled Activity (UDA)	
	2016	2017
April	0	0
May	0	0
June	0	0
July	0	0
August	0	0
September	0	0
October	0	0
November	0	0
December	0	162
January	0	0
February	0	0
March	0	0
April	0	0
May	0	0
June	0	0

### QUALITY

	Quantity	Base Number	Contract	AT	Region	England
% of FP17s for the same patient ID Re-attending within 3 months - Children	0	22	0.0%	13.0%	13.4%	12.4%
% of FP17s for the same patient ID Re-attending within 3 months - Adults	0	57	0.0%	17.4%	17.3%	16.6%
% of FP17s for the same patient ID Re-attending between 3 & 9 months - Children	0	22	0.0%	57.2%	58.9%	57.5%
% of FP17s for the same patient ID Re-attending between 3 & 9 months - Adults	0	57	0.0%	50.9%	52.5%	50.4%
% of FP17s for Band 1 Urgent Courses	1	79	1.3%	11.0%	9.3%	9.1%
% of FP17s Relating to Free Repair or Replacements	0	79	0.0%	0.9%	1.0%	0.8%
% of FP17s Relating to Continuations	0	79	0.0%	1.3%	1.5%	1.3%
% of Patients satisfied with the dentistry they have received	0	0	N/A	92.3%	93.1%	92.7%
% of Patients satisfied with the time they had to wait for an appointment	0	0	N/A	88.9%	89.8%	88.8%

\* This is based on patients treated on this contract for their most recent course of treatment. Figures in italics indicate the base number of FP17s or Patient Questionnaire responses are less than 100. N/A is shown where the base number of responses is less than 10 during the period. % is calculated as Quantity/Base number\*100

## Q47 - Vital Signs At a Glance Contract Report for 100235/0000 - December 2016


Name or company name	Blackpool PCT
Contract type name	PDS Contract
Purpose of contract	General
Contract start date	01/04/2016
Contract end date	31/03/2017

16/17 Contracted general activity (UDA)	6,200
Carry forward general activity (UDA)	0
16/17 Contracted orthodontic activity (UOA)	0
Carry forward orthodontic activity (UOA)	0
Baseline contract value	£0.00

### ACCESS\*

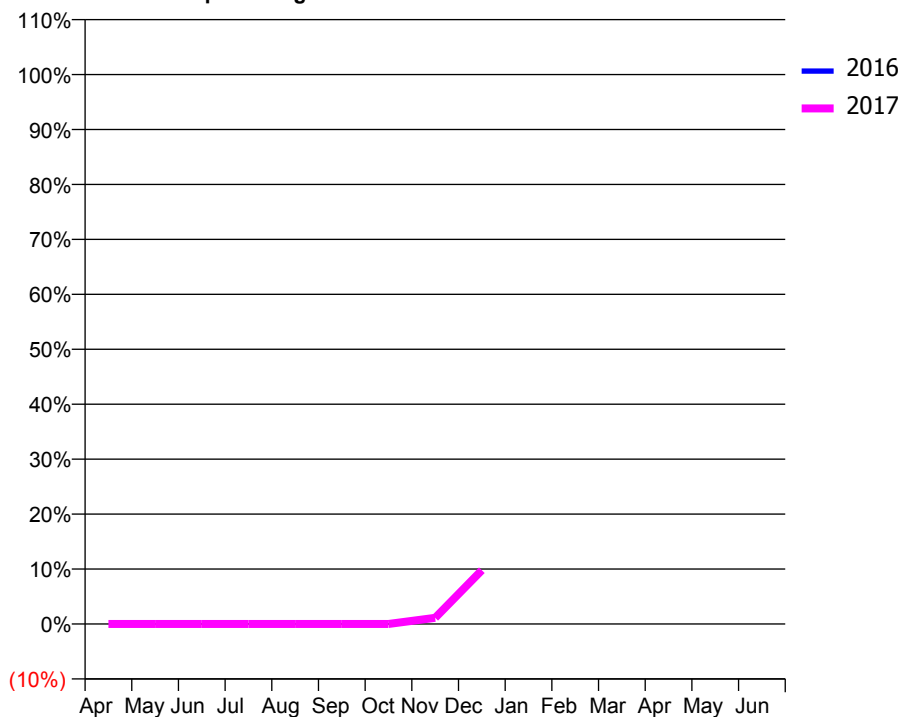
Patients seen in 24 months	Total	Change since previous quarter
Quarter ending December 2015	0	
Quarter ending March 2016	0	
Quarter ending June 2016	0	
Quarter ending September 2016	0	
Quarter ending December 2016	262	↑
Variance since December 2015	N/A	

### Access trend analysis



### ACTIVITY

#### Cumulative percentage of contracted UDA delivered 2016 & 2017



Month	Adjusted Scheduled Activity (UDA)	
	2016	2017
April	0	0
May	0	0
June	0	0
July	0	0
August	0	0
September	0	0
October	0	0
November	0	69
December	0	607
January	0	
February	0	
March	0	
April	0	
May	0	
June	0	

### QUALITY

	Quantity	Base Number	Contract	AT	Region	England
% of FP17s for the same patient ID Re-attending within 3 months - Children	0	30	0.0%	13.0%	13.4%	12.4%
% of FP17s for the same patient ID Re-attending within 3 months - Adults	2	225	0.9%	17.4%	17.3%	16.6%
% of FP17s for the same patient ID Re-attending between 3 & 9 months - Children	0	30	0.0%	57.2%	58.9%	57.5%
% of FP17s for the same patient ID Re-attending between 3 & 9 months - Adults	0	225	0.0%	50.9%	52.5%	50.4%
% of FP17s for Band 1 Urgent Courses	34	255	13.3%	11.0%	9.3%	9.1%
% of FP17s Relating to Free Repair or Replacements	4	255	1.6%	0.9%	1.0%	0.8%
% of FP17s Relating to Continuations	2	255	0.8%	1.3%	1.5%	1.3%
% of Patients satisfied with the dentistry they have received	0	0	N/A	92.3%	93.1%	92.7%
% of Patients satisfied with the time they had to wait for an appointment	0	0	N/A	88.9%	89.8%	88.8%

\* This is based on patients treated on this contract for their most recent course of treatment. Figures in italics indicate the base number of FP17s or Patient Questionnaire responses are less than 100. N/A is shown where the base number of responses is less than 10 during the period. % is calculated as Quantity/Base number\*100

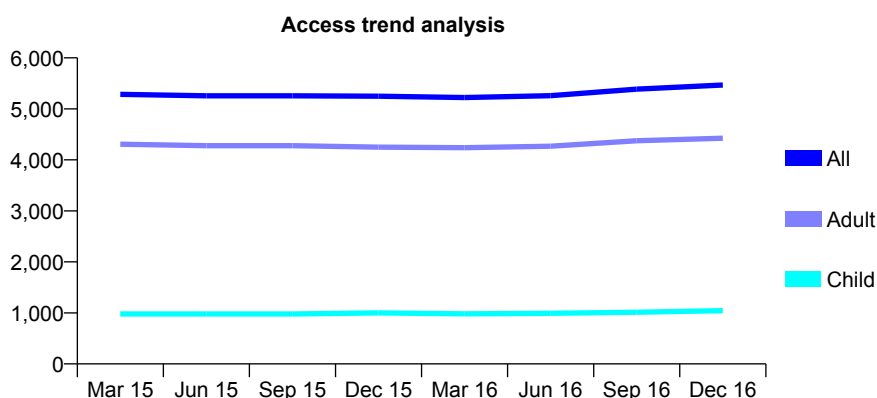
## Q47 - Vital Signs At a Glance Contract Report for 101281/0014 - December 2016

Name or company name	OASIS DENTAL CARE LTD
Contract type name	Pilot Contract
Purpose of contract	General
Contract start date	01/04/2006
Contract end date	

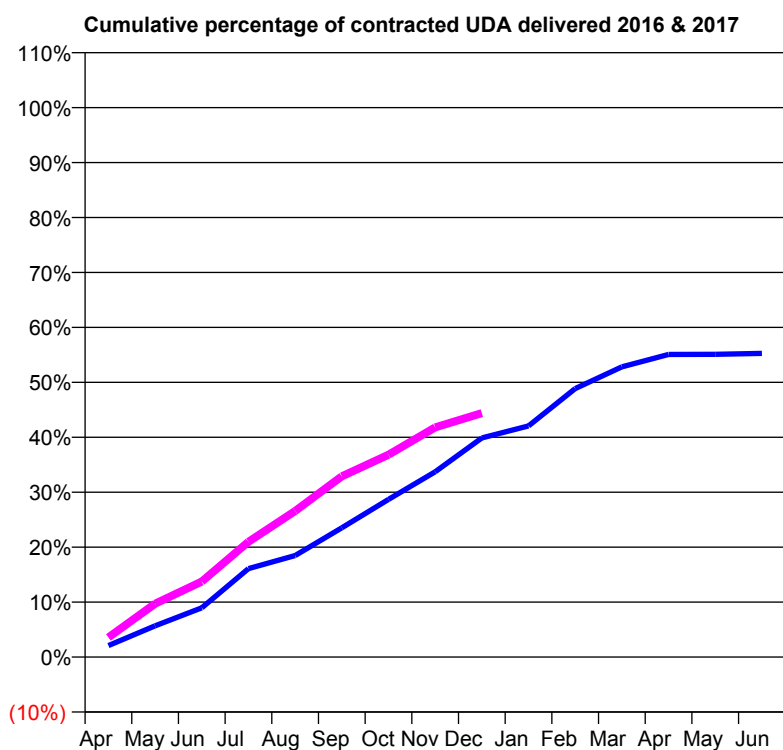
16/17 Contracted general activity (UDA)	23,097
Carry forward general activity (UDA)	0
16/17 Contracted orthodontic activity (UOA)	0
Carry forward orthodontic activity (UOA)	0
Baseline contract value	£677,974.58

### ACCESS\*

Patients seen in 24 months	Total	Change since previous quarter
Quarter ending December 2015	5,249	
Quarter ending March 2016	5,221	→
Quarter ending June 2016	5,258	→
Quarter ending September 2016	5,388	↑
Quarter ending December 2016	5,469	→
<b>Variance since December 2015</b>	<b>4.2%</b>	<b>↑</b>



### ACTIVITY



Month	Adjusted Scheduled Activity (UDA)	
	2016	2017
April	484	827
May	1,316	2,244
June	2,074	3,177
July	3,720	4,846
August	4,268	6,142
September	5,434	7,600
October	6,626	8,505
November	7,790	9,653
December	9,209	10,253
January	9,714	
February	11,287	
March	12,197	
April	12,720	
May	12,726	
June	12,767	

### QUALITY

	Quantity	Base Number	Contract	AT	Region	England
% of FP17s for the same patient ID Re-attending within 3 months - Children	34	1,057	3.2%	13.0%	13.4%	12.4%
% of FP17s for the same patient ID Re-attending within 3 months - Adults	451	4,625	9.8%	17.4%	17.3%	16.6%
% of FP17s for the same patient ID Re-attending between 3 & 9 months - Children	696	1,057	65.8%	57.2%	58.9%	57.5%
% of FP17s for the same patient ID Re-attending between 3 & 9 months - Adults	3,171	4,625	68.6%	50.9%	52.5%	50.4%
% of FP17s for Band 1 Urgent Courses	98	5,299	1.8%	11.0%	9.3%	9.1%
% of FP17s Relating to Free Repair or Replacements	103	5,299	1.9%	0.9%	1.0%	0.8%
% of FP17s Relating to Continuations	33	5,299	0.6%	1.3%	1.5%	1.3%
% of Patients satisfied with the dentistry they have received	6	7	N/A	92.3%	93.1%	92.7%
% of Patients satisfied with the time they had to wait for an appointment	7	7	N/A	88.9%	89.8%	88.8%

\* This is based on patients treated on this contract for their most recent course of treatment. Figures in italics indicate the base number of FP17s or Patient Questionnaire responses are less than 100. N/A is shown where the base number of responses is less than 10 during the period. % is calculated as Quantity/Base number\*100

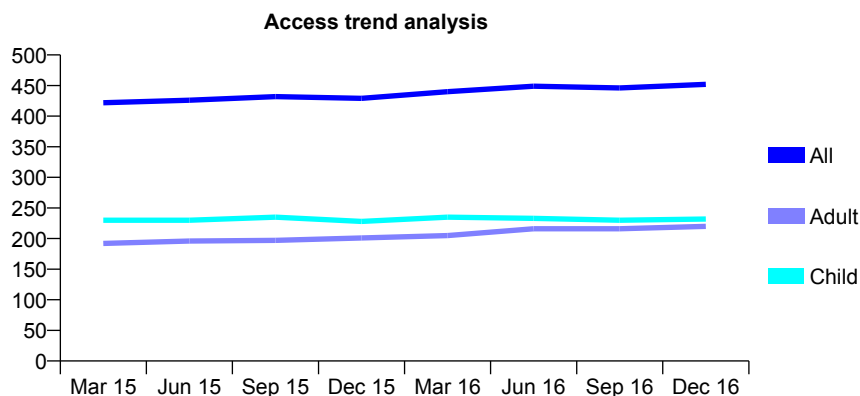
## Q47 - Vital Signs At a Glance Contract Report for 101281/0020 - December 2016

Name or company name	OASIS DENTAL CARE LTD
Contract type name	GDS Contract
Purpose of contract	General
Contract start date	01/04/2006
Contract end date	

16/17 Contracted general activity (UDA)	1,000
Carry forward general activity (UDA)	-20
16/17 Contracted orthodontic activity (UOA)	0
Carry forward orthodontic activity (UOA)	0
Baseline contract value	£32,874.78

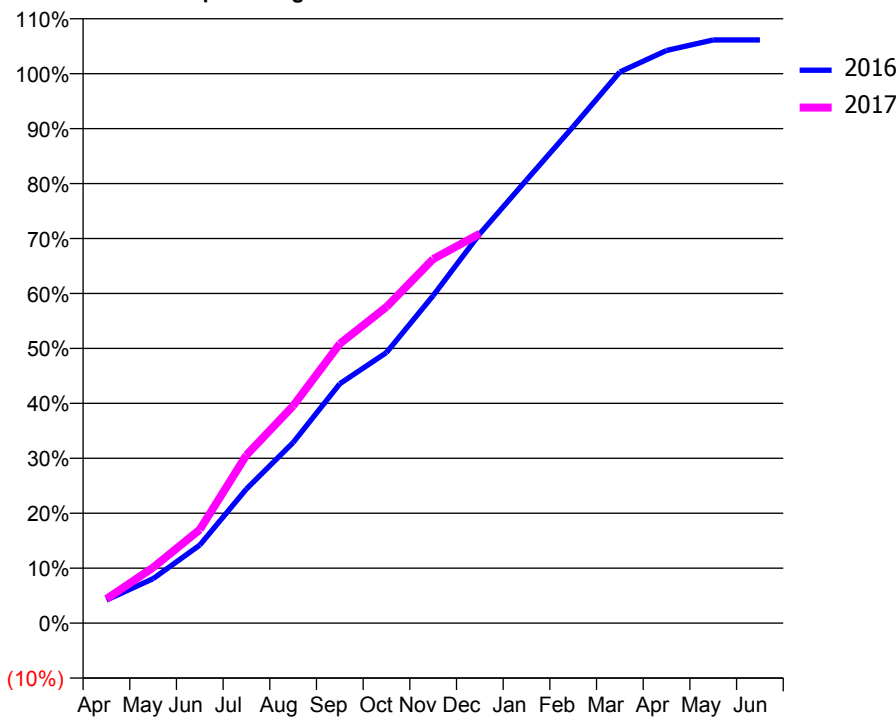
### ACCESS\*

Patients seen in 24 months	Total	Change since previous quarter
Quarter ending December 2015	429	
Quarter ending March 2016	440	↑
Quarter ending June 2016	449	↑
Quarter ending September 2016	446	→
Quarter ending December 2016	452	→
<b>Variance since December 2015</b>	<b>5.4%</b>	<b>↑</b>



### ACTIVITY

Cumulative percentage of contracted UDA delivered 2016 & 2017



Month	Adjusted Scheduled Activity (UDA)	
	2016	2017
April	42	44
May	81	101
June	142	170
July	244	306
August	329	395
September	436	508
October	493	576
November	596	663
December	709	709
January	807	
February	904	
March	1,003	
April	1,042	
May	1,061	
June	1,061	

### QUALITY

	Quantity	Base Number	Contract	AT	Region	England
% of FP17s for the same patient ID Re-attending within 3 months - Children	19	290	6.6%	13.0%	13.4%	12.4%
% of FP17s for the same patient ID Re-attending within 3 months - Adults	9	190	4.7%	17.4%	17.3%	16.6%
% of FP17s for the same patient ID Re-attending between 3 & 9 months - Children	208	290	71.7%	57.2%	58.9%	57.5%
% of FP17s for the same patient ID Re-attending between 3 & 9 months - Adults	106	190	55.8%	50.9%	52.5%	50.4%
% of FP17s for Band 1 Urgent Courses	9	445	2.0%	11.0%	9.3%	9.1%
% of FP17s Relating to Free Repair or Replacements	0	445	0.0%	0.9%	1.0%	0.8%
% of FP17s Relating to Continuations	0	445	0.0%	1.3%	1.5%	1.3%
% of Patients satisfied with the dentistry they have received	0	0	N/A	92.3%	93.1%	92.7%
% of Patients satisfied with the time they had to wait for an appointment	0	0	N/A	88.9%	89.8%	88.8%

\* This is based on patients treated on this contract for their most recent course of treatment. Figures in italics indicate the base number of FP17s or Patient Questionnaire responses are less than 100. N/A is shown where the base number of responses is less than 10 during the period. % is calculated as Quantity/Base number\*100

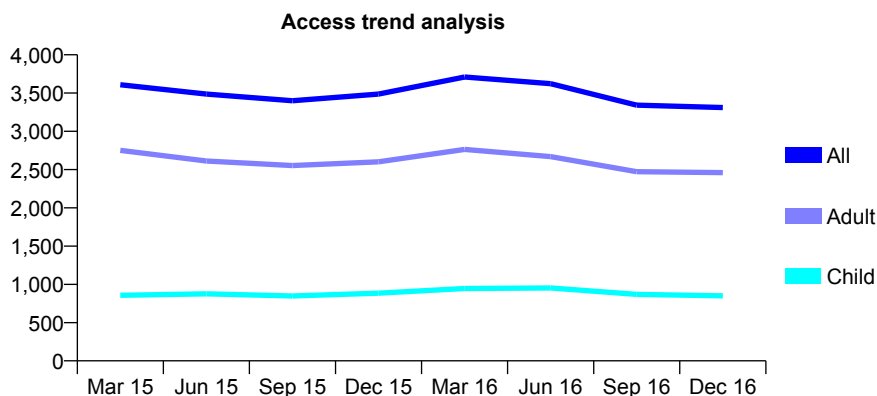
## Q47 - Vital Signs At a Glance Contract Report for 101281/0021 - December 2016

Name or company name	OASIS DENTAL CARE LTD
Contract type name	GDS Contract
Purpose of contract	General
Contract start date	01/04/2006
Contract end date	

16/17 Contracted general activity (UDA)	12,500
Carry forward general activity (UDA)	334
16/17 Contracted orthodontic activity (UOA)	0
Carry forward orthodontic activity (UOA)	0
Baseline contract value	£293,942.09

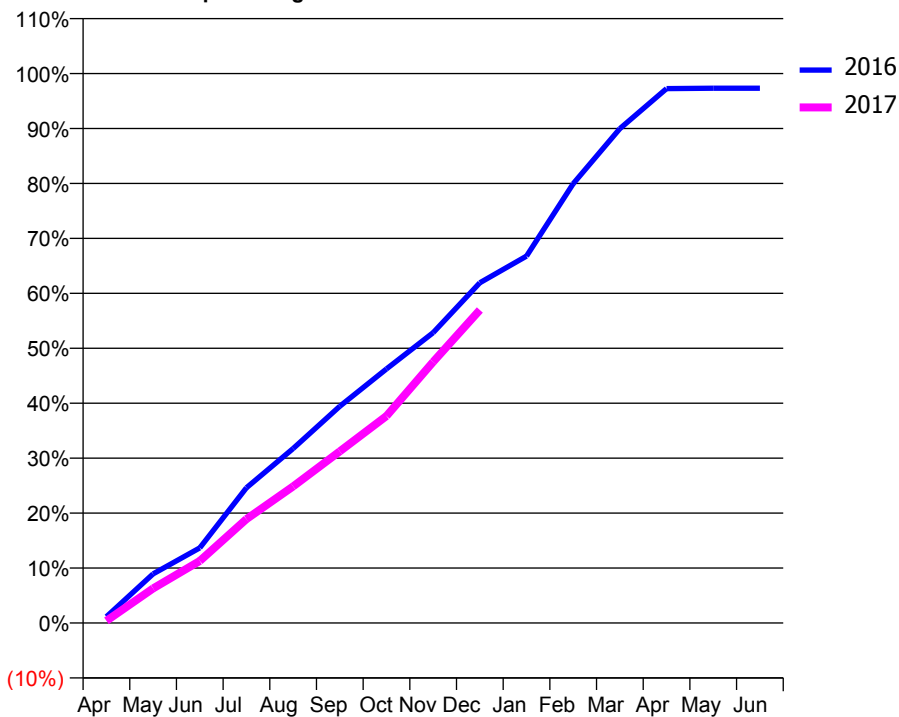
### ACCESS\*

Patients seen in 24 months	Total	Change since previous quarter
Quarter ending December 2015	3,486	
Quarter ending March 2016	3,709	↑
Quarter ending June 2016	3,623	↓
Quarter ending September 2016	3,342	↓
Quarter ending December 2016	3,310	→
<b>Variance since December 2015</b>	<b>(5.0%)</b>	<b>↓</b>



### ACTIVITY

Cumulative percentage of contracted UDA delivered 2016 & 2017



Month	Adjusted Scheduled Activity (UDA)	
	2016	2017
April	144	49
May	1,117	787
June	1,710	1,412
July	3,078	2,365
August	3,968	3,109
September	4,932	3,905
October	5,781	4,709
November	6,605	5,940
December	7,738	7,120
January	8,346	
February	9,993	
March	11,248	
April	12,156	
May	12,166	
June	12,166	

### QUALITY

	Quantity	Base Number	Contract	AT	Region	England
% of FP17s for the same patient ID Re-attending within 3 months - Children	70	915	7.7%	13.0%	13.4%	12.4%
% of FP17s for the same patient ID Re-attending within 3 months - Adults	442	2,594	17.0%	17.4%	17.3%	16.6%
% of FP17s for the same patient ID Re-attending between 3 & 9 months - Children	440	915	48.1%	57.2%	58.9%	57.5%
% of FP17s for the same patient ID Re-attending between 3 & 9 months - Adults	1,190	2,594	45.9%	50.9%	52.5%	50.4%
% of FP17s for Band 1 Urgent Courses	278	3,134	8.9%	11.0%	9.3%	9.1%
% of FP17s Relating to Free Repair or Replacements	30	3,134	1.0%	0.9%	1.0%	0.8%
% of FP17s Relating to Continuations	80	3,134	2.6%	1.3%	1.5%	1.3%
% of Patients satisfied with the dentistry they have received	11	11	100.0%	92.3%	93.1%	92.7%
% of Patients satisfied with the time they had to wait for an appointment	9	11	81.8%	88.9%	89.8%	88.8%

\* This is based on patients treated on this contract for their most recent course of treatment. Figures in italics indicate the base number of FP17s or Patient Questionnaire responses are less than 100. N/A is shown where the base number of responses is less than 10 during the period. % is calculated as Quantity/Base number\*100

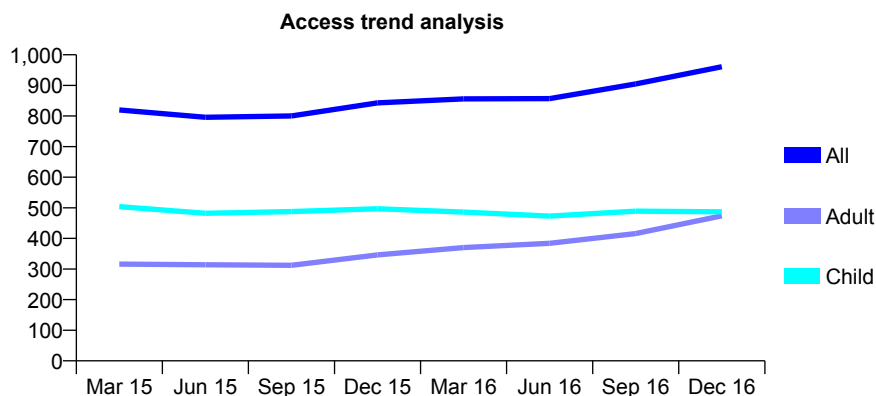
## Q47 - Vital Signs At a Glance Contract Report for 101281/0066 - December 2016

Name or company name	OASIS DENTAL CARE LTD
Contract type name	GDS Contract
Purpose of contract	General
Contract start date	01/04/2006
Contract end date	

16/17 Contracted general activity (UDA)	2,200
Carry forward general activity (UDA)	-44
16/17 Contracted orthodontic activity (UOA)	0
Carry forward orthodontic activity (UOA)	0
Baseline contract value	£55,422.32

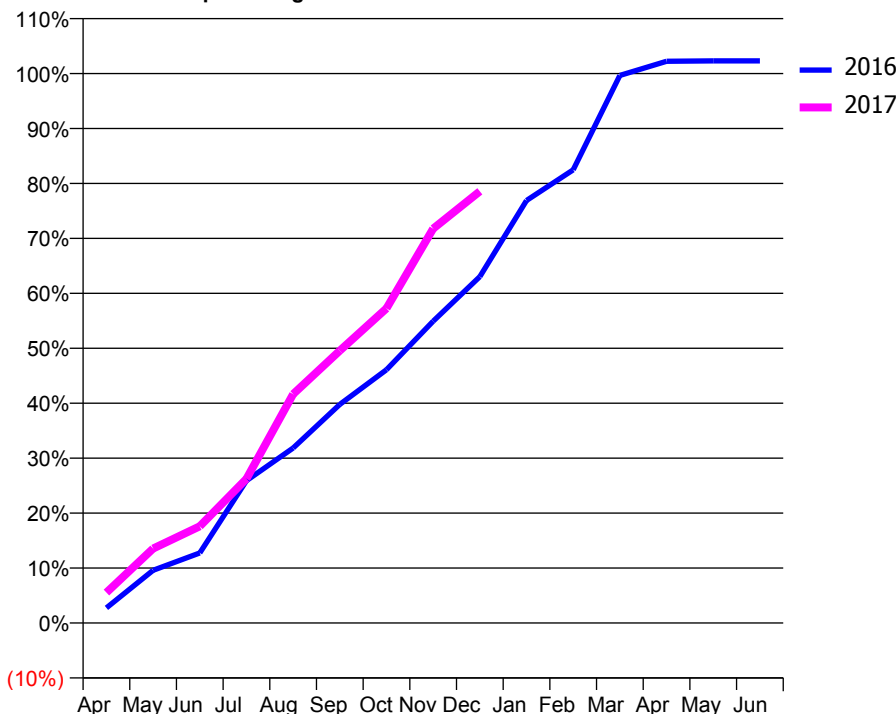
### ACCESS\*

Patients seen in 24 months	Total	Change since previous quarter
Quarter ending December 2015	843	
Quarter ending March 2016	856	→
Quarter ending June 2016	857	→
Quarter ending September 2016	905	↑
Quarter ending December 2016	961	↑
<b>Variance since December 2015</b>	<b>14.0%</b>	<b>↑</b>



### ACTIVITY

Cumulative percentage of contracted UDA delivered 2016 & 2017



Month	Adjusted Scheduled Activity (UDA)	
	2016	2017
April	61	122
May	211	298
June	281	387
July	570	577
August	701	916
September	875	1,090
October	1,014	1,260
November	1,208	1,579
December	1,387	1,728
January	1,692	
February	1,814	
March	2,192	
April	2,249	
May	2,251	
June	2,251	

### QUALITY

	Quantity	Base Number	Contract	AT	Region	England
% of FP17s for the same patient ID Re-attending within 3 months - Children	46	513	9.0%	13.0%	13.4%	12.4%
% of FP17s for the same patient ID Re-attending within 3 months - Adults	73	448	16.3%	17.4%	17.3%	16.6%
% of FP17s for the same patient ID Re-attending between 3 & 9 months - Children	306	513	59.6%	57.2%	58.9%	57.5%
% of FP17s for the same patient ID Re-attending between 3 & 9 months - Adults	196	448	43.8%	50.9%	52.5%	50.4%
% of FP17s for Band 1 Urgent Courses	37	926	4.0%	11.0%	9.3%	9.1%
% of FP17s Relating to Free Repair or Replacements	6	926	0.6%	0.9%	1.0%	0.8%
% of FP17s Relating to Continuations	24	926	2.6%	1.3%	1.5%	1.3%
% of Patients satisfied with the dentistry they have received	1	1	N/A	92.3%	93.1%	92.7%
% of Patients satisfied with the time they had to wait for an appointment	1	1	N/A	88.9%	89.8%	88.8%

\* This is based on patients treated on this contract for their most recent course of treatment. Figures in italics indicate the base number of FP17s or Patient Questionnaire responses are less than 100. N/A is shown where the base number of responses is less than 10 during the period. % is calculated as Quantity/Base number\*100

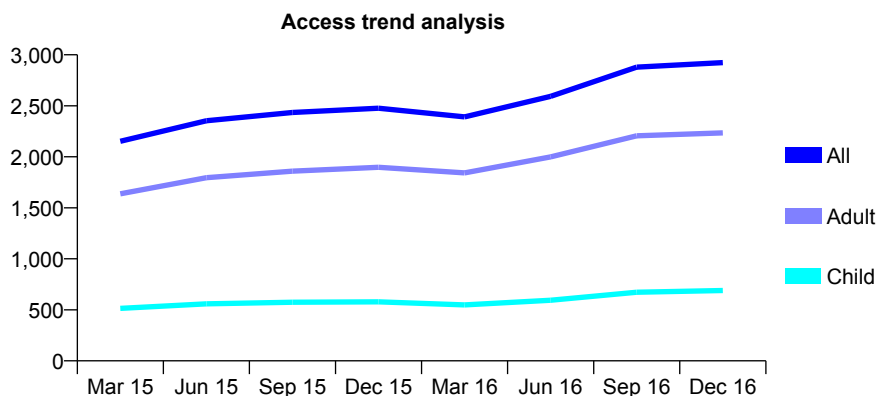
## Q47 - Vital Signs At a Glance Contract Report for 101281/0101 - December 2016

Name or company name	OASIS DENTAL CARE LTD
Contract type name	GDS Contract
Purpose of contract	General
Contract start date	01/04/2006
Contract end date	

16/17 Contracted general activity (UDA)	6,721
Carry forward general activity (UDA)	68
16/17 Contracted orthodontic activity (UOA)	0
Carry forward orthodontic activity (UOA)	0
Baseline contract value	£160,289.70

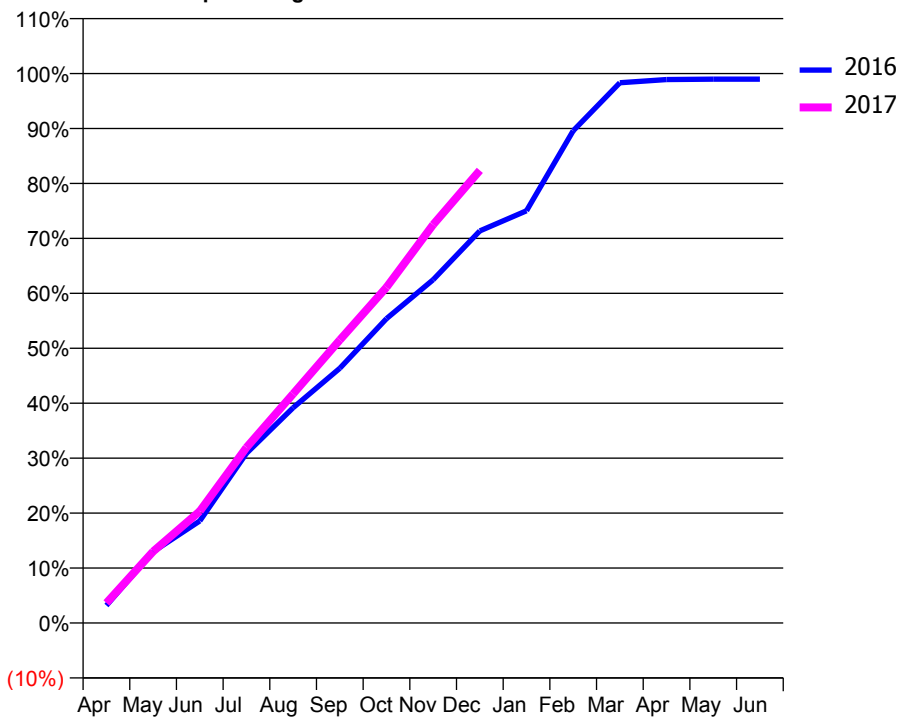
### ACCESS\*

Patients seen in 24 months	Total	Change since previous quarter
Quarter ending December 2015	2,477	
Quarter ending March 2016	2,391	↓
Quarter ending June 2016	2,593	↑
Quarter ending September 2016	2,879	↑
Quarter ending December 2016	2,923	→
<b>Variance since December 2015</b>	<b>18.0%</b>	<b>↑</b>



### ACTIVITY

Cumulative percentage of contracted UDA delivered 2016 & 2017



Month	Adjusted Scheduled Activity (UDA)	
	2016	2017
April	214	246
May	871	876
June	1,248	1,367
July	2,075	2,148
August	2,634	2,802
September	3,116	3,462
October	3,723	4,106
November	4,199	4,873
December	4,795	5,536
January	5,043	
February	6,021	
March	6,608	
April	6,647	
May	6,653	
June	6,653	

### QUALITY

	Quantity	Base Number	Contract	AT	Region	England
% of FP17s for the same patient ID Re-attending within 3 months - Children	29	703	4.1%	13.0%	13.4%	12.4%
% of FP17s for the same patient ID Re-attending within 3 months - Adults	258	2,202	11.7%	17.4%	17.3%	16.6%
% of FP17s for the same patient ID Re-attending between 3 & 9 months - Children	271	703	38.5%	57.2%	58.9%	57.5%
% of FP17s for the same patient ID Re-attending between 3 & 9 months - Adults	904	2,202	41.1%	50.9%	52.5%	50.4%
% of FP17s for Band 1 Urgent Courses	213	2,895	7.4%	11.0%	9.3%	9.1%
% of FP17s Relating to Free Repair or Replacements	22	2,895	0.8%	0.9%	1.0%	0.8%
% of FP17s Relating to Continuations	49	2,895	1.7%	1.3%	1.5%	1.3%
% of Patients satisfied with the dentistry they have received	4	4	N/A	92.3%	93.1%	92.7%
% of Patients satisfied with the time they had to wait for an appointment	4	4	N/A	88.9%	89.8%	88.8%

\* This is based on patients treated on this contract for their most recent course of treatment. Figures in italics indicate the base number of FP17s or Patient Questionnaire responses are less than 100. N/A is shown where the base number of responses is less than 10 during the period. % is calculated as Quantity/Base number\*100

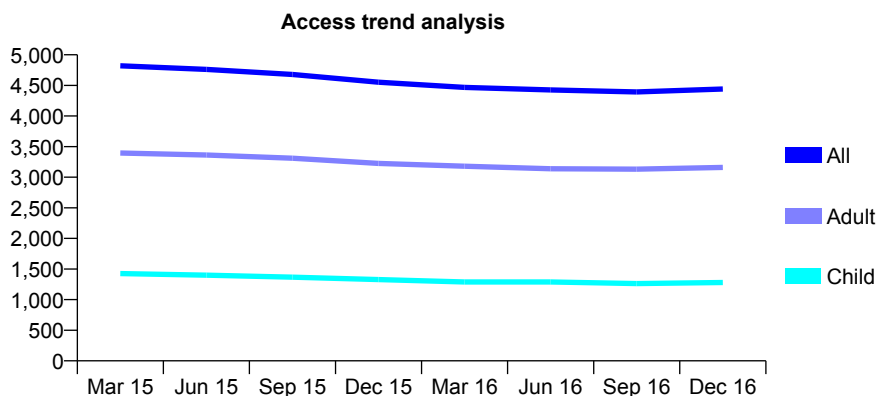
## Q47 - Vital Signs At a Glance Contract Report for 101281/0150 - December 2016

Name or company name	OASIS DENTAL CARE LTD
Contract type name	GDS Contract
Purpose of contract	General
Contract start date	01/04/2006
Contract end date	

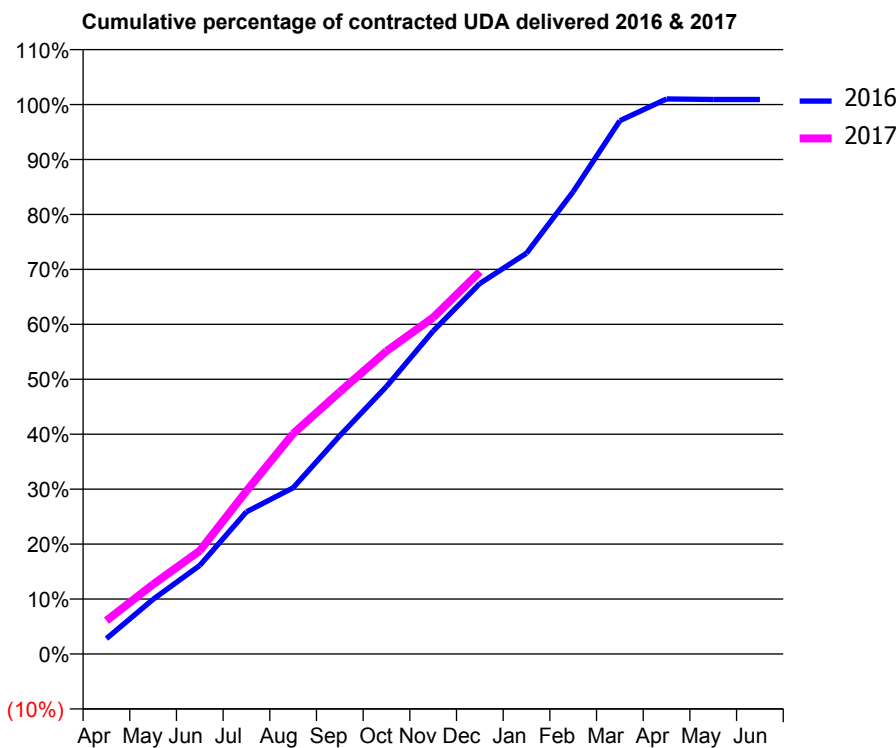
16/17 Contracted general activity (UDA)	13,814
Carry forward general activity (UDA)	-128
16/17 Contracted orthodontic activity (UOA)	0
Carry forward orthodontic activity (UOA)	0
Baseline contract value	£369,767.76

### ACCESS\*

Patients seen in 24 months	Total	Change since previous quarter
Quarter ending December 2015	4,552	
Quarter ending March 2016	4,468	↓
Quarter ending June 2016	4,427	→
Quarter ending September 2016	4,393	→
Quarter ending December 2016	4,441	→
<b>Variance since December 2015</b>	<b>(2.4%)</b>	<b>↓</b>



### ACTIVITY



Month	Adjusted Scheduled Activity (UDA)	
	2016	2017
April	388	840
May	1,376	1,751
June	2,228	2,597
July	3,575	4,097
August	4,180	5,540
September	5,490	6,592
October	6,727	7,614
November	8,120	8,458
December	9,314	9,610
January	10,076	
February	11,622	
March	13,407	
April	13,953	
May	13,942	
June	13,942	

### QUALITY

	Quantity	Base Number	Contract	AT	Region	England
% of FP17s for the same patient ID Re-attending within 3 months - Children	130	1,628	8.0%	13.0%	13.4%	12.4%
% of FP17s for the same patient ID Re-attending within 3 months - Adults	602	3,937	15.3%	17.4%	17.3%	16.6%
% of FP17s for the same patient ID Re-attending between 3 & 9 months - Children	925	1,628	56.8%	57.2%	58.9%	57.5%
% of FP17s for the same patient ID Re-attending between 3 & 9 months - Adults	2,363	3,937	60.0%	50.9%	52.5%	50.4%
% of FP17s for Band 1 Urgent Courses	328	5,372	6.1%	11.0%	9.3%	9.1%
% of FP17s Relating to Free Repair or Replacements	60	5,372	1.1%	0.9%	1.0%	0.8%
% of FP17s Relating to Continuations	120	5,372	2.2%	1.3%	1.5%	1.3%
% of Patients satisfied with the dentistry they have received	7	8	N/A	92.3%	93.1%	92.7%
% of Patients satisfied with the time they had to wait for an appointment	7	8	N/A	88.9%	89.8%	88.8%

\* This is based on patients treated on this contract for their most recent course of treatment. Figures in italics indicate the base number of FP17s or Patient Questionnaire responses are less than 100. N/A is shown where the base number of responses is less than 10 during the period. % is calculated as Quantity/Base number\*100



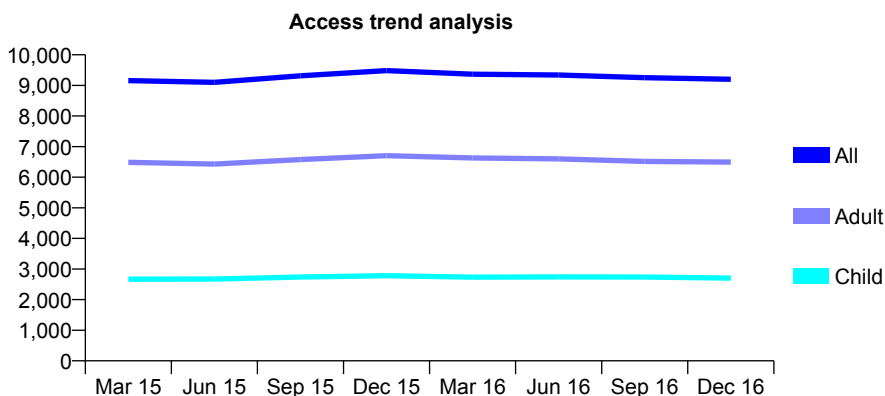
## Q47 - Vital Signs At a Glance Contract Report for 101338/0017 - December 2016

Name or company name	Whitecross Dental Care Limited
Contract type name	GDS Contract
Purpose of contract	General
Contract start date	01/04/2006
Contract end date	

16/17 Contracted general activity (UDA)	30,208
Carry forward general activity (UDA)	-78
16/17 Contracted orthodontic activity (UOA)	0
Carry forward orthodontic activity (UOA)	0
Baseline contract value	£931,455.49

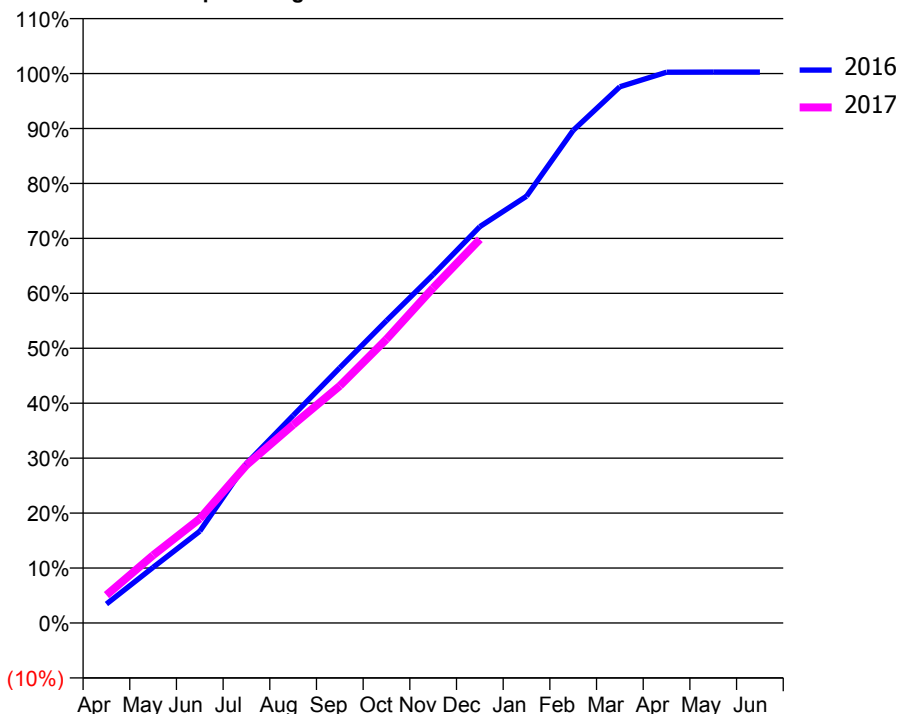
### ACCESS\*

Patients seen in 24 months	Total	Change since previous quarter
Quarter ending December 2015	9,483	
Quarter ending March 2016	9,365	↓
Quarter ending June 2016	9,341	→
Quarter ending September 2016	9,254	→
Quarter ending December 2016	9,200	→
<b>Variance since December 2015</b>	<b>(3.0%)</b>	<b>↓</b>



### ACTIVITY

Cumulative percentage of contracted UDA delivered 2016 & 2017



Month	Adjusted Scheduled Activity (UDA)	
	2016	2017
April	1,042	1,535
May	3,064	3,727
June	5,047	5,734
July	8,768	8,682
August	11,409	10,900
September	14,033	13,037
October	16,621	15,601
November	19,152	18,426
December	21,787	21,094
January	23,464	
February	27,083	
March	29,480	
April	30,280	
May	30,283	
June	30,286	

### QUALITY

	Quantity	Base Number	Contract	AT	Region	England
% of FP17s for the same patient ID Re-attending within 3 months - Children	143	2,652	5.4%	13.0%	13.4%	12.4%
% of FP17s for the same patient ID Re-attending within 3 months - Adults	751	5,908	12.7%	17.4%	17.3%	16.6%
% of FP17s for the same patient ID Re-attending between 3 & 9 months - Children	1,345	2,652	50.7%	57.2%	58.9%	57.5%
% of FP17s for the same patient ID Re-attending between 3 & 9 months - Adults	2,850	5,908	48.2%	50.9%	52.5%	50.4%
% of FP17s for Band 1 Urgent Courses	654	8,253	7.9%	11.0%	9.3%	9.1%
% of FP17s Relating to Free Repair or Replacements	35	8,253	0.4%	0.9%	1.0%	0.8%
% of FP17s Relating to Continuations	96	8,253	1.2%	1.3%	1.5%	1.3%
% of Patients satisfied with the dentistry they have received	12	13	92.3%	92.3%	93.1%	92.7%
% of Patients satisfied with the time they had to wait for an appointment	13	13	100.0%	88.9%	89.8%	88.8%

\* This is based on patients treated on this contract for their most recent course of treatment. Figures in italics indicate the base number of FP17s or Patient Questionnaire responses are less than 100. N/A is shown where the base number of responses is less than 10 during the period. % is calculated as Quantity/Base number\*100

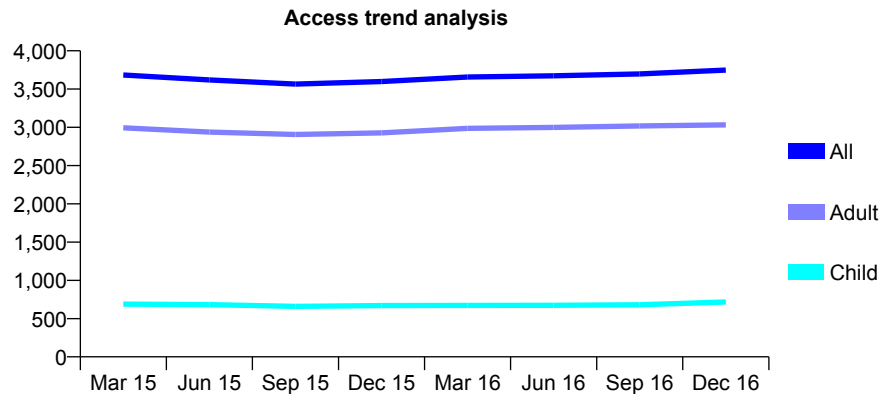
## Q47 - Vital Signs At a Glance Contract Report for 101338/0023 - December 2016

Name or company name	Whitecross Dental Care Limited
Contract type name	GDS Contract
Purpose of contract	General
Contract start date	01/04/2006
Contract end date	

16/17 Contracted general activity (UDA)	12,500
Carry forward general activity (UDA)	0
16/17 Contracted orthodontic activity (UOA)	0
Carry forward orthodontic activity (UOA)	0
Baseline contract value	£301,637.93

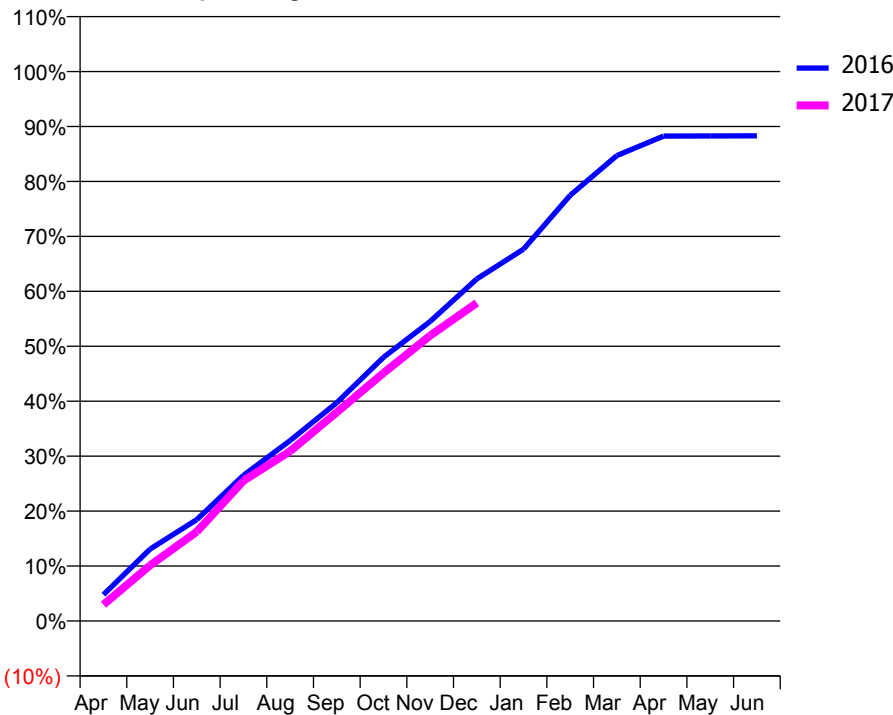
### ACCESS\*

Patients seen in 24 months	Total	Change since previous quarter
Quarter ending December 2015	3,598	
Quarter ending March 2016	3,658	→
Quarter ending June 2016	3,673	→
Quarter ending September 2016	3,698	→
Quarter ending December 2016	3,748	→
<b>Variance since December 2015</b>	<b>4.2%</b>	<b>↑</b>



### ACTIVITY

Cumulative percentage of contracted UDA delivered 2016 & 2017



Month	Adjusted Scheduled Activity (UDA)	
	2016	2017
April	599	372
May	1,636	1,265
June	2,307	2,030
July	3,315	3,191
August	4,106	3,863
September	4,967	4,749
October	5,997	5,639
November	6,814	6,494
December	7,783	7,235
January	8,460	
February	9,684	
March	10,587	
April	11,030	
May	11,035	
June	11,038	

### QUALITY

	Quantity	Base Number	Contract	AT	Region	England
% of FP17s for the same patient ID Re-attending within 3 months - Children	33	754	4.4%	13.0%	13.4%	12.4%
% of FP17s for the same patient ID Re-attending within 3 months - Adults	374	2,871	13.0%	17.4%	17.3%	16.6%
% of FP17s for the same patient ID Re-attending between 3 & 9 months - Children	399	754	52.9%	57.2%	58.9%	57.5%
% of FP17s for the same patient ID Re-attending between 3 & 9 months - Adults	1,314	2,871	45.8%	50.9%	52.5%	50.4%
% of FP17s for Band 1 Urgent Courses	223	3,446	6.5%	11.0%	9.3%	9.1%
% of FP17s Relating to Free Repair or Replacements	51	3,446	1.5%	0.9%	1.0%	0.8%
% of FP17s Relating to Continuations	116	3,446	3.4%	1.3%	1.5%	1.3%
% of Patients satisfied with the dentistry they have received	7	8	N/A	92.3%	93.1%	92.7%
% of Patients satisfied with the time they had to wait for an appointment	7	8	N/A	88.9%	89.8%	88.8%

\* This is based on patients treated on this contract for their most recent course of treatment. Figures in italics indicate the base number of FP17s or Patient Questionnaire responses are less than 100. N/A is shown where the base number of responses is less than 10 during the period. % is calculated as Quantity/Base number\*100

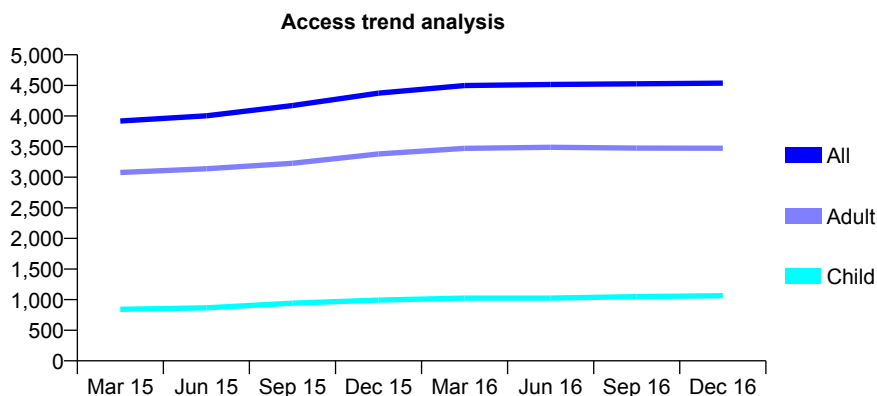
## Q47 - Vital Signs At a Glance Contract Report for 101338/0044 - December 2016

Name or company name	Whitecross Dental Care Limited
Contract type name	GDS Contract
Purpose of contract	General
Contract start date	01/10/2006
Contract end date	

16/17 Contracted general activity (UDA)	12,726
Carry forward general activity (UDA)	-173
16/17 Contracted orthodontic activity (UOA)	0
Carry forward orthodontic activity (UOA)	0
Baseline contract value	£352,304.46

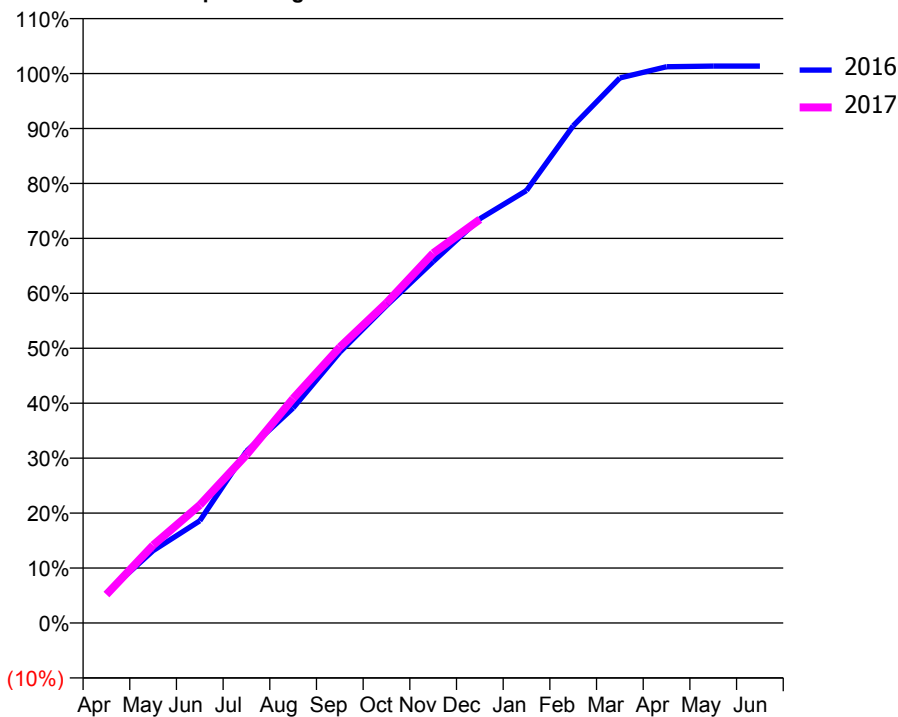
### ACCESS\*

Patients seen in 24 months	Total	Change since previous quarter
Quarter ending December 2015	4,373	
Quarter ending March 2016	4,498	↑
Quarter ending June 2016	4,515	→
Quarter ending September 2016	4,527	→
Quarter ending December 2016	4,538	→
<b>Variance since December 2015</b>	<b>3.8%</b>	<b>↑</b>



### ACTIVITY

Cumulative percentage of contracted UDA delivered 2016 & 2017



Month	Adjusted Scheduled Activity (UDA)	
	2016	2017
April	692	661
May	1,676	1,801
June	2,367	2,731
July	3,980	3,897
August	4,980	5,198
September	6,270	6,389
October	7,353	7,413
November	8,370	8,565
December	9,362	9,348
January	10,018	
February	11,515	
March	12,623	
April	12,883	
May	12,898	
June	12,899	

### QUALITY

	Quantity	Base Number	Contract	AT	Region	England
% of FP17s for the same patient ID Re-attending within 3 months - Children	59	1,069	5.5%	13.0%	13.4%	12.4%
% of FP17s for the same patient ID Re-attending within 3 months - Adults	450	3,520	12.8%	17.4%	17.3%	16.6%
% of FP17s for the same patient ID Re-attending between 3 & 9 months - Children	557	1,069	52.1%	57.2%	58.9%	57.5%
% of FP17s for the same patient ID Re-attending between 3 & 9 months - Adults	1,950	3,520	55.4%	50.9%	52.5%	50.4%
% of FP17s for Band 1 Urgent Courses	375	4,442	8.4%	11.0%	9.3%	9.1%
% of FP17s Relating to Free Repair or Replacements	63	4,442	1.4%	0.9%	1.0%	0.8%
% of FP17s Relating to Continuations	73	4,442	1.6%	1.3%	1.5%	1.3%
% of Patients satisfied with the dentistry they have received	5	5	N/A	92.3%	93.1%	92.7%
% of Patients satisfied with the time they had to wait for an appointment	5	5	N/A	88.9%	89.8%	88.8%

\* This is based on patients treated on this contract for their most recent course of treatment. Figures in italics indicate the base number of FP17s or Patient Questionnaire responses are less than 100. N/A is shown where the base number of responses is less than 10 during the period. % is calculated as Quantity/Base number\*100

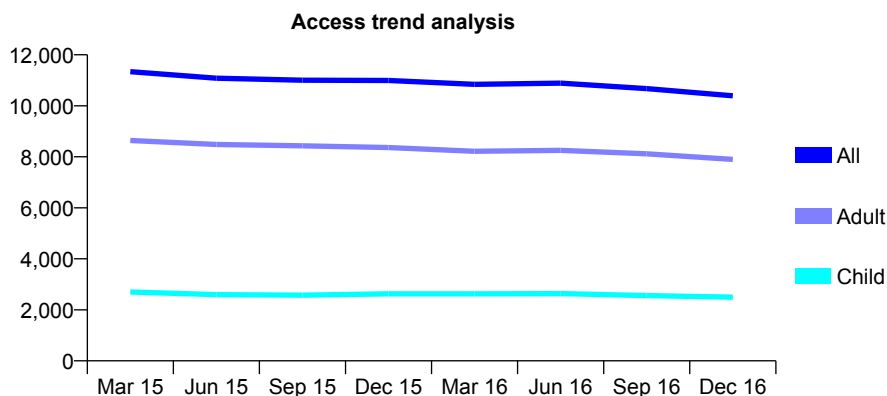
## Q47 - Vital Signs At a Glance Contract Report for 101338/0115 - December 2016

Name or company name	Whitecross Dental Care Limited
Contract type name	GDS Contract
Purpose of contract	General
Contract start date	04/01/2010
Contract end date	

16/17 Contracted general activity (UDA)	30,263
Carry forward general activity (UDA)	319
16/17 Contracted orthodontic activity (UOA)	0
Carry forward orthodontic activity (UOA)	0
Baseline contract value	£879,987.92

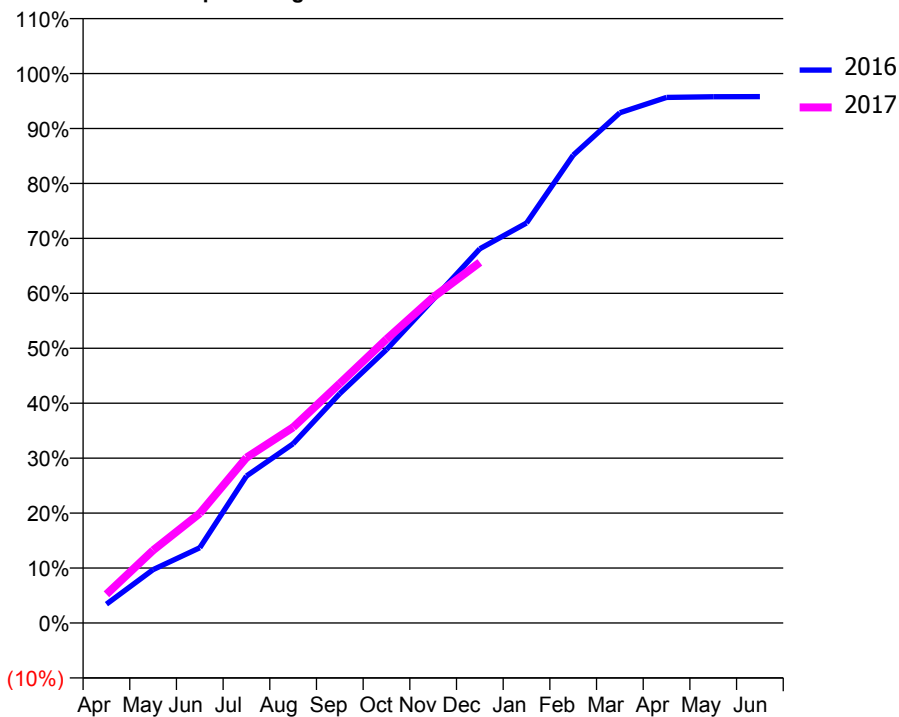
### ACCESS\*

Patients seen in 24 months	Total	Change since previous quarter
Quarter ending December 2015	10,991	
Quarter ending March 2016	10,844	↓
Quarter ending June 2016	10,891	→
Quarter ending September 2016	10,674	↓
Quarter ending December 2016	10,392	↓
<b>Variance since December 2015</b>	<b>(5.4%)</b>	<b>↓</b>



### ACTIVITY

Cumulative percentage of contracted UDA delivered 2016 & 2017



Month	Adjusted Scheduled Activity (UDA)	
	2016	2017
April	1,070	1,582
May	3,041	4,008
June	4,280	6,038
July	8,367	9,108
August	10,199	10,778
September	13,050	13,191
October	15,554	15,630
November	18,407	17,936
December	21,291	19,860
January	22,756	
February	26,616	
March	29,031	
April	29,900	
May	29,943	
June	29,944	

### QUALITY

	Quantity	Base Number	Contract	AT	Region	England
% of FP17s for the same patient ID Re-attending within 3 months - Children	127	2,279	5.6%	13.0%	13.4%	12.4%
% of FP17s for the same patient ID Re-attending within 3 months - Adults	958	6,500	14.7%	17.4%	17.3%	16.6%
% of FP17s for the same patient ID Re-attending between 3 & 9 months - Children	1,157	2,279	50.8%	57.2%	58.9%	57.5%
% of FP17s for the same patient ID Re-attending between 3 & 9 months - Adults	2,488	6,500	38.3%	50.9%	52.5%	50.4%
% of FP17s for Band 1 Urgent Courses	662	8,371	7.9%	11.0%	9.3%	9.1%
% of FP17s Relating to Free Repair or Replacements	74	8,371	0.9%	0.9%	1.0%	0.8%
% of FP17s Relating to Continuations	189	8,371	2.3%	1.3%	1.5%	1.3%
% of Patients satisfied with the dentistry they have received	16	18	88.9%	92.3%	93.1%	92.7%
% of Patients satisfied with the time they had to wait for an appointment	16	18	88.9%	88.9%	89.8%	88.8%

\* This is based on patients treated on this contract for their most recent course of treatment. Figures in italics indicate the base number of FP17s or Patient Questionnaire responses are less than 100. N/A is shown where the base number of responses is less than 10 during the period. % is calculated as Quantity/Base number\*100

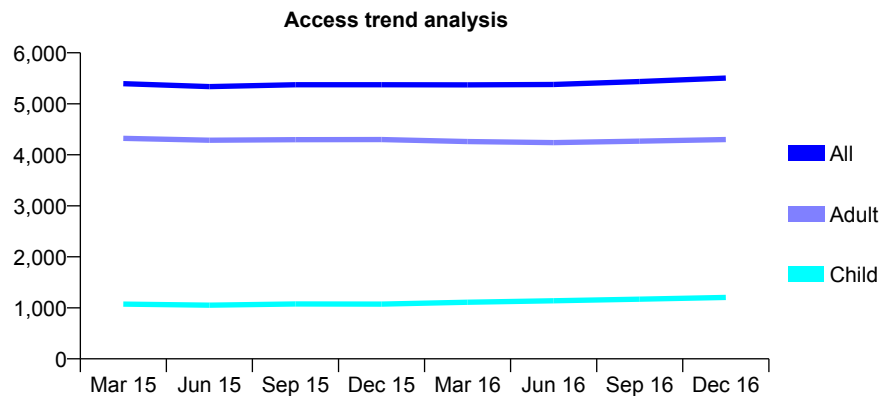
## Q47 - Vital Signs At a Glance Contract Report for 101338/0123 - December 2016

Name or company name	Whitecross Dental Care Limited
Contract type name	GDS Contract
Purpose of contract	General
Contract start date	19/05/2010
Contract end date	

16/17 Contracted general activity (UDA)	17,100
Carry forward general activity (UDA)	302
16/17 Contracted orthodontic activity (UOA)	0
Carry forward orthodontic activity (UOA)	0
Baseline contract value	£511,834.51

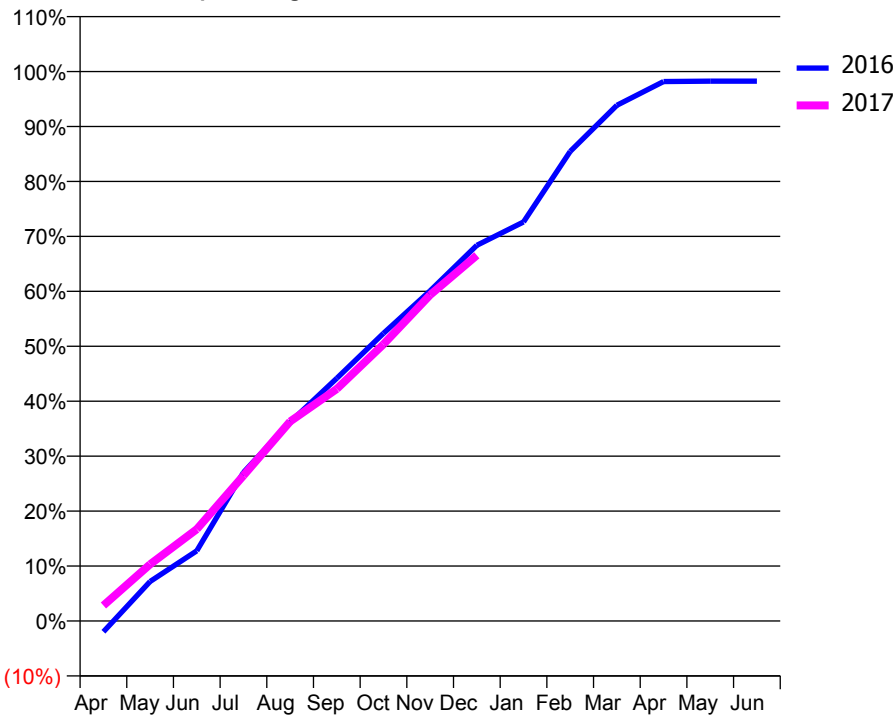
### ACCESS\*

Patients seen in 24 months	Total	Change since previous quarter
Quarter ending December 2015	5,373	
Quarter ending March 2016	5,371	→
Quarter ending June 2016	5,378	→
Quarter ending September 2016	5,436	→
Quarter ending December 2016	5,504	→
<b>Variance since December 2015</b>	<b>2.4%</b>	<b>↑</b>



### ACTIVITY

Cumulative percentage of contracted UDA delivered 2016 & 2017



Month	Adjusted Scheduled Activity (UDA)	
	2016	2017
April	-337	482
May	1,231	1,765
June	2,185	2,859
July	4,624	4,523
August	6,189	6,210
September	7,553	7,223
October	8,955	8,614
November	10,279	10,148
December	11,690	11,382
January	12,418	
February	14,614	
March	16,049	
April	16,786	
May	16,798	
June	16,798	

### QUALITY

	Quantity	Base Number	Contract	AT	Region	England
% of FP17s for the same patient ID Re-attending within 3 months - Children	156	1,538	10.1%	13.0%	13.4%	12.4%
% of FP17s for the same patient ID Re-attending within 3 months - Adults	455	3,906	11.6%	17.4%	17.3%	16.6%
% of FP17s for the same patient ID Re-attending between 3 & 9 months - Children	909	1,538	59.1%	57.2%	58.9%	57.5%
% of FP17s for the same patient ID Re-attending between 3 & 9 months - Adults	1,791	3,906	45.9%	50.9%	52.5%	50.4%
% of FP17s for Band 1 Urgent Courses	306	5,155	5.9%	11.0%	9.3%	9.1%
% of FP17s Relating to Free Repair or Replacements	63	5,155	1.2%	0.9%	1.0%	0.8%
% of FP17s Relating to Continuations	123	5,155	2.4%	1.3%	1.5%	1.3%
% of Patients satisfied with the dentistry they have received	12	13	92.3%	92.3%	93.1%	92.7%
% of Patients satisfied with the time they had to wait for an appointment	13	13	100.0%	88.9%	89.8%	88.8%

\* This is based on patients treated on this contract for their most recent course of treatment. Figures in italics indicate the base number of FP17s or Patient Questionnaire responses are less than 100. N/A is shown where the base number of responses is less than 10 during the period. % is calculated as Quantity/Base number\*100

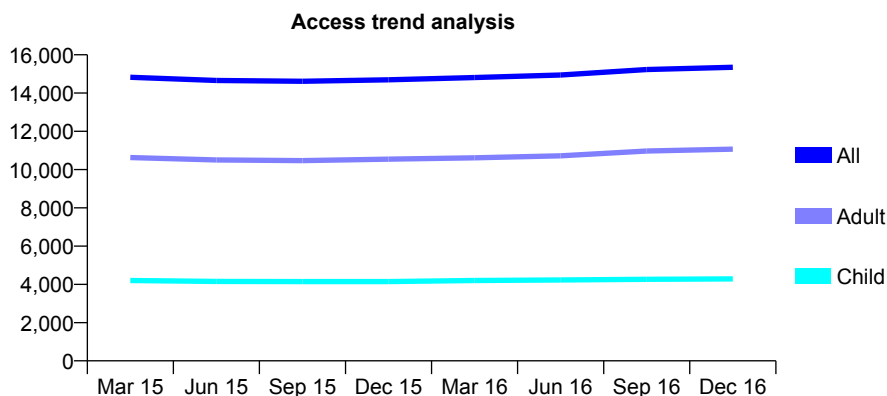
## Q47 - Vital Signs At a Glance Contract Report for 101370/0021 - December 2016

Name or company name	Petrie Tucker & Partners Ltd
Contract type name	GDS Contract
Purpose of contract	General
Contract start date	01/04/2006
Contract end date	

16/17 Contracted general activity (UDA)	47,600
Carry forward general activity (UDA)	-42
16/17 Contracted orthodontic activity (UOA)	0
Carry forward orthodontic activity (UOA)	0
Baseline contract value	£1,262,085.57

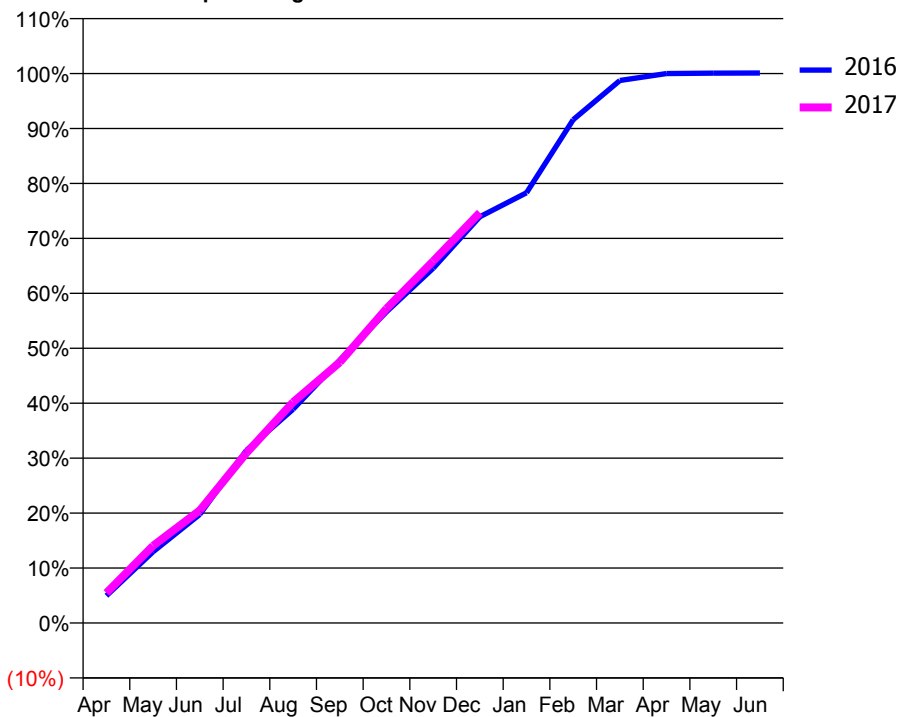
### ACCESS\*

Patients seen in 24 months	Total	Change since previous quarter
Quarter ending December 2015	14,691	
Quarter ending March 2016	14,811	→
Quarter ending June 2016	14,945	→
Quarter ending September 2016	15,232	→
Quarter ending December 2016	15,351	→
<b>Variance since December 2015</b>	<b>4.5%</b>	<b>↑</b>



### ACTIVITY

Cumulative percentage of contracted UDA delivered 2016 & 2017



Month	Adjusted Scheduled Activity (UDA)	
	2016	2017
April	2,360	2,603
May	6,178	6,697
June	9,406	9,759
July	14,967	14,739
August	18,524	19,133
September	22,777	22,593
October	26,960	27,229
November	30,733	31,342
December	35,195	35,552
January	37,268	
February	43,600	
March	46,994	
April	47,599	
May	47,635	
June	47,642	

### QUALITY

	Quantity	Base Number	Contract	AT	Region	England
% of FP17s for the same patient ID Re-attending within 3 months - Children	397	4,906	8.1%	13.0%	13.4%	12.4%
% of FP17s for the same patient ID Re-attending within 3 months - Adults	1,477	10,667	13.8%	17.4%	17.3%	16.6%
% of FP17s for the same patient ID Re-attending between 3 & 9 months - Children	2,781	4,906	56.7%	57.2%	58.9%	57.5%
% of FP17s for the same patient ID Re-attending between 3 & 9 months - Adults	5,215	10,667	48.9%	50.9%	52.5%	50.4%
% of FP17s for Band 1 Urgent Courses	1,099	15,281	7.2%	11.0%	9.3%	9.1%
% of FP17s Relating to Free Repair or Replacements	93	15,281	0.6%	0.9%	1.0%	0.8%
% of FP17s Relating to Continuations	271	15,281	1.8%	1.3%	1.5%	1.3%
% of Patients satisfied with the dentistry they have received	13	13	100.0%	92.3%	93.1%	92.7%
% of Patients satisfied with the time they had to wait for an appointment	12	13	92.3%	88.9%	89.8%	88.8%

\* This is based on patients treated on this contract for their most recent course of treatment. Figures in italics indicate the base number of FP17s or Patient Questionnaire responses are less than 100. N/A is shown where the base number of responses is less than 10 during the period. % is calculated as Quantity/Base number\*100

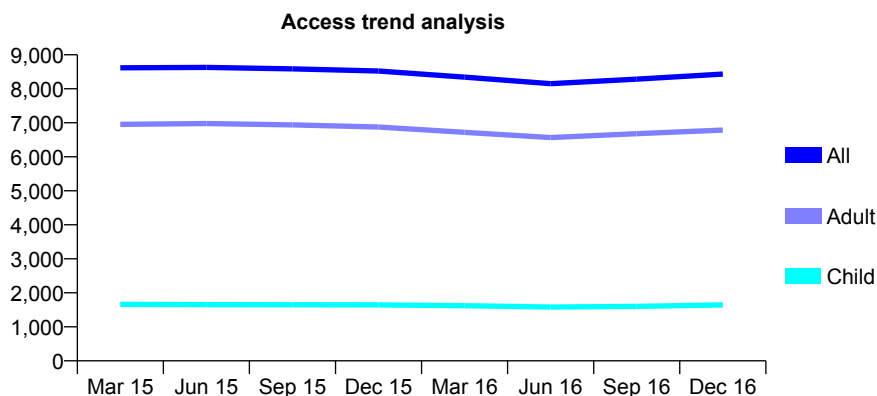
## Q47 - Vital Signs At a Glance Contract Report for 101370/0043 - December 2016

Name or company name	Petrie Tucker & Partners Ltd
Contract type name	GDS Contract
Purpose of contract	General
Contract start date	01/04/2006
Contract end date	

16/17 Contracted general activity (UDA)	27,015
Carry forward general activity (UDA)	-68
16/17 Contracted orthodontic activity (UOA)	0
Carry forward orthodontic activity (UOA)	0
Baseline contract value	£762,795.14

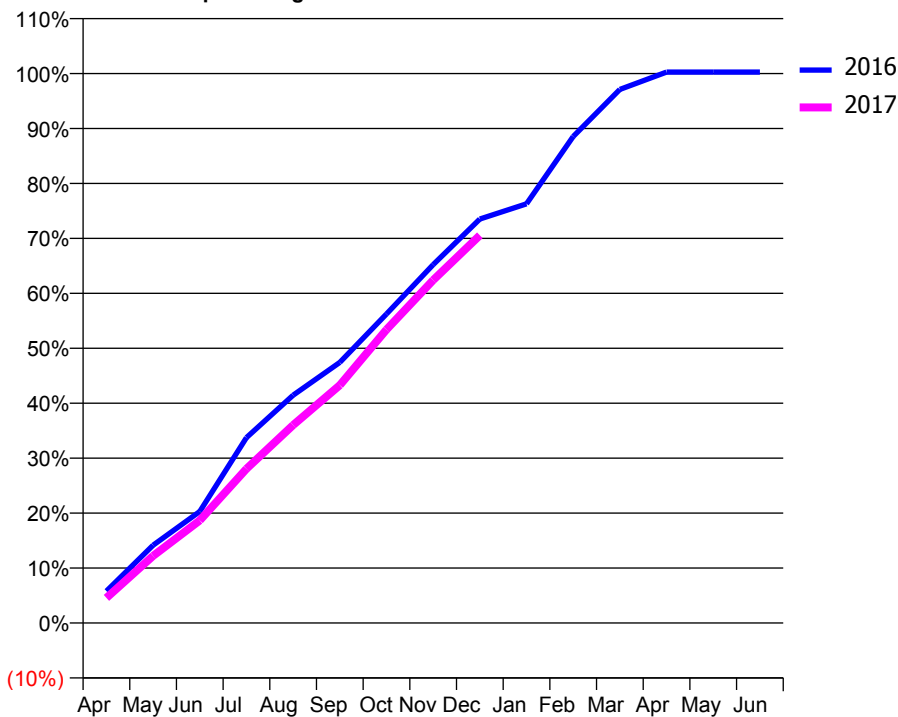
### ACCESS\*

Patients seen in 24 months	Total	Change since previous quarter
Quarter ending December 2015	8,522	
Quarter ending March 2016	8,344	↓
Quarter ending June 2016	8,151	↓
Quarter ending September 2016	8,283	→
Quarter ending December 2016	8,433	→
<b>Variance since December 2015</b>	<b>(1.0%)</b>	<b>↓</b>



### ACTIVITY

Cumulative percentage of contracted UDA delivered 2016 & 2017



Month	Adjusted Scheduled Activity (UDA)	
	2016	2017
April	1,571	1,236
May	3,827	3,301
June	5,481	5,044
July	9,118	7,579
August	11,203	9,733
September	12,813	11,694
October	15,193	14,426
November	17,617	16,860
December	19,863	19,060
January	20,608	
February	23,916	
March	26,233	
April	27,082	
May	27,083	
June	27,083	

### QUALITY

	Quantity	Base Number	Contract	AT	Region	England
% of FP17s for the same patient ID Re-attending within 3 months - Children	120	1,812	6.6%	13.0%	13.4%	12.4%
% of FP17s for the same patient ID Re-attending within 3 months - Adults	909	7,189	12.6%	17.4%	17.3%	16.6%
% of FP17s for the same patient ID Re-attending between 3 & 9 months - Children	978	1,812	54.0%	57.2%	58.9%	57.5%
% of FP17s for the same patient ID Re-attending between 3 & 9 months - Adults	3,539	7,189	49.2%	50.9%	52.5%	50.4%
% of FP17s for Band 1 Urgent Courses	449	8,572	5.2%	11.0%	9.3%	9.1%
% of FP17s Relating to Free Repair or Replacements	140	8,572	1.6%	0.9%	1.0%	0.8%
% of FP17s Relating to Continuations	193	8,572	2.3%	1.3%	1.5%	1.3%
% of Patients satisfied with the dentistry they have received	12	13	92.3%	92.3%	93.1%	92.7%
% of Patients satisfied with the time they had to wait for an appointment	13	13	100.0%	88.9%	89.8%	88.8%

\* This is based on patients treated on this contract for their most recent course of treatment. Figures in italics indicate the base number of FP17s or Patient Questionnaire responses are less than 100. N/A is shown where the base number of responses is less than 10 during the period. % is calculated as Quantity/Base number\*100



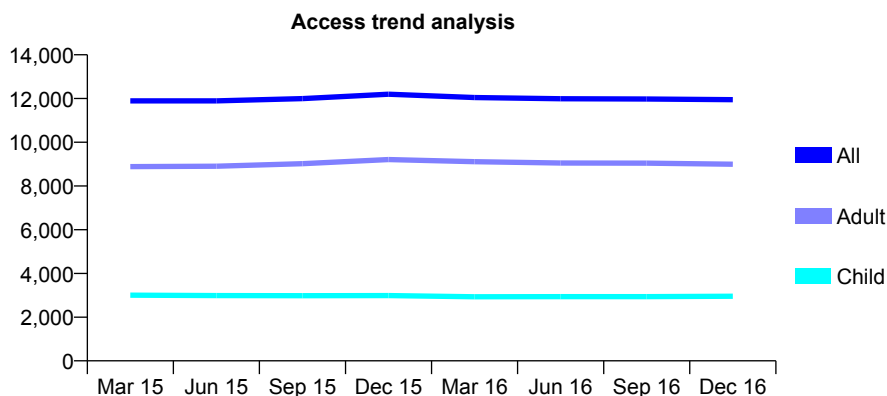
## Q47 - Vital Signs At a Glance Contract Report for 101370/0084 - December 2016

Name or company name	Petrie Tucker & Partners Ltd
Contract type name	GDS Contract
Purpose of contract	General
Contract start date	01/04/2007
Contract end date	

16/17 Contracted general activity (UDA)	33,780
Carry forward general activity (UDA)	471
16/17 Contracted orthodontic activity (UOA)	0
Carry forward orthodontic activity (UOA)	0
Baseline contract value	£1,021,468.48

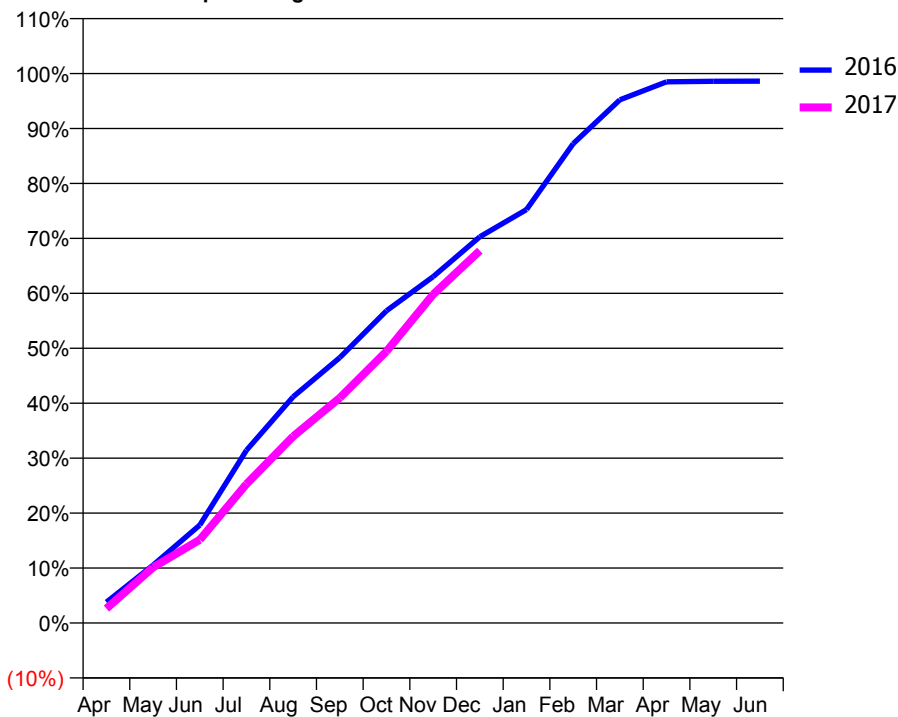
### ACCESS\*

Patients seen in 24 months	Total	Change since previous quarter
Quarter ending December 2015	12,199	
Quarter ending March 2016	12,046	↓
Quarter ending June 2016	11,988	→
Quarter ending September 2016	11,979	→
Quarter ending December 2016	11,946	→
<b>Variance since December 2015</b>	<b>(2.1%)</b>	<b>↓</b>



### ACTIVITY

Cumulative percentage of contracted UDA delivered 2016 & 2017



Adjusted Scheduled Activity (UDA)

Month	2016	2017
April	1,283	890
May	3,563	3,419
June	6,017	5,116
July	10,617	8,544
August	13,904	11,475
September	16,316	13,845
October	19,191	16,704
November	21,294	20,204
December	23,740	22,892
January	25,418	
February	29,463	
March	32,166	
April	33,266	
May	33,302	
June	33,309	

### QUALITY

	Quantity	Base Number	Contract	AT	Region	England
% of FP17s for the same patient ID Re-attending within 3 months - Children	210	2,913	7.2%	13.0%	13.4%	12.4%
% of FP17s for the same patient ID Re-attending within 3 months - Adults	1,363	8,526	16.0%	17.4%	17.3%	16.6%
% of FP17s for the same patient ID Re-attending between 3 & 9 months - Children	1,283	2,913	44.0%	57.2%	58.9%	57.5%
% of FP17s for the same patient ID Re-attending between 3 & 9 months - Adults	3,584	8,526	42.0%	50.9%	52.5%	50.4%
% of FP17s for Band 1 Urgent Courses	1,006	10,845	9.3%	11.0%	9.3%	9.1%
% of FP17s Relating to Free Repair or Replacements	116	10,845	1.1%	0.9%	1.0%	0.8%
% of FP17s Relating to Continuations	353	10,845	3.3%	1.3%	1.5%	1.3%
% of Patients satisfied with the dentistry they have received	19	20	95.0%	92.3%	93.1%	92.7%
% of Patients satisfied with the time they had to wait for an appointment	15	20	75.0%	88.9%	89.8%	88.8%

\* This is based on patients treated on this contract for their most recent course of treatment. Figures in italics indicate the base number of FP17s or Patient Questionnaire responses are less than 100. N/A is shown where the base number of responses is less than 10 during the period. % is calculated as Quantity/Base number\*100



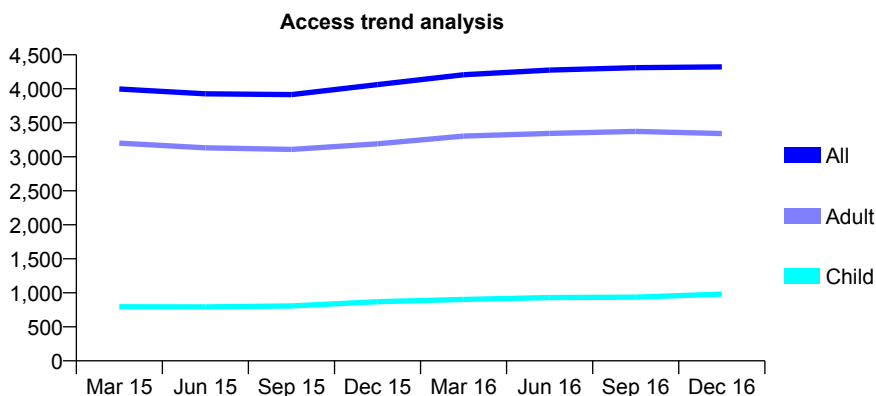
## Q47 - Vital Signs At a Glance Contract Report for 101435/0096 - December 2016

Name or company name	IDH Limited
Contract type name	GDS Contract
Purpose of contract	General
Contract start date	25/04/2008
Contract end date	

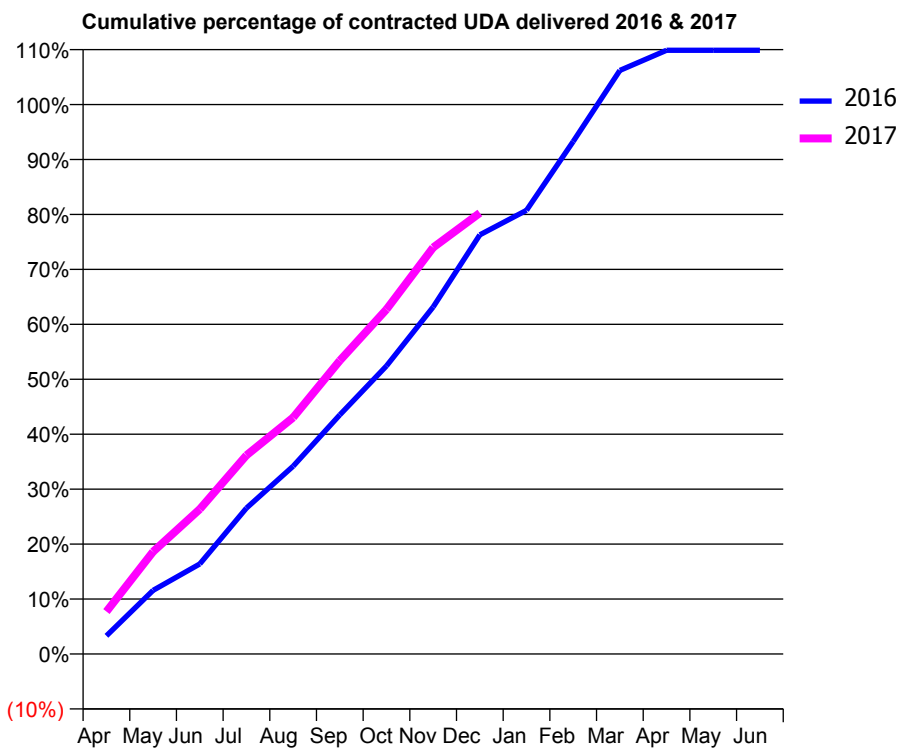
16/17 Contracted general activity (UDA)	14,432
Carry forward general activity (UDA)	-116
16/17 Contracted orthodontic activity (UOA)	0
Carry forward orthodontic activity (UOA)	0
Baseline contract value	£352,438.19

### ACCESS\*

Patients seen in 24 months	Total	Change since previous quarter
Quarter ending December 2015	4,061	
Quarter ending March 2016	4,207	↑
Quarter ending June 2016	4,275	→
Quarter ending September 2016	4,310	→
Quarter ending December 2016	4,323	→
<b>Variance since December 2015</b>	<b>6.5%</b>	<b>↑</b>



### ACTIVITY



Month	Adjusted Scheduled Activity (UDA)	
	2016	2017
April	439	1,116
May	1,535	2,687
June	2,171	3,807
July	3,518	5,221
August	4,525	6,210
September	5,762	7,707
October	6,944	9,053
November	8,362	10,676
December	10,102	11,585
January	10,694	
February	12,352	
March	14,062	
April	14,548	
May	14,548	
June	14,548	

### QUALITY

	Quantity	Base Number	Contract	AT	Region	England
% of FP17s for the same patient ID Re-attending within 3 months - Children	65	926	7.0%	13.0%	13.4%	12.4%
% of FP17s for the same patient ID Re-attending within 3 months - Adults	543	3,205	16.9%	17.4%	17.3%	16.6%
% of FP17s for the same patient ID Re-attending between 3 & 9 months - Children	386	926	41.7%	57.2%	58.9%	57.5%
% of FP17s for the same patient ID Re-attending between 3 & 9 months - Adults	1,355	3,205	42.3%	50.9%	52.5%	50.4%
% of FP17s for Band 1 Urgent Courses	406	4,016	10.1%	11.0%	9.3%	9.1%
% of FP17s Relating to Free Repair or Replacements	37	4,016	0.9%	0.9%	1.0%	0.8%
% of FP17s Relating to Continuations	66	4,016	1.6%	1.3%	1.5%	1.3%
% of Patients satisfied with the dentistry they have received	26	29	89.7%	92.3%	93.1%	92.7%
% of Patients satisfied with the time they had to wait for an appointment	23	29	79.3%	88.9%	89.8%	88.8%

\* This is based on patients treated on this contract for their most recent course of treatment. Figures in italics indicate the base number of FP17s or Patient Questionnaire responses are less than 100. N/A is shown where the base number of responses is less than 10 during the period. % is calculated as Quantity/Base number\*100

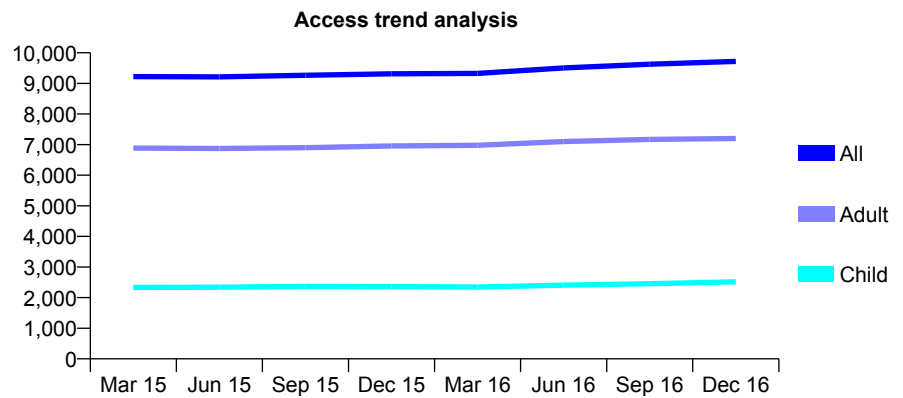
## Q47 - Vital Signs At a Glance Contract Report for 101435/0097 - December 2016

Name or company name	IDH Limited
Contract type name	GDS Contract
Purpose of contract	General
Contract start date	07/05/2008
Contract end date	

16/17 Contracted general activity (UDA)	25,500
Carry forward general activity (UDA)	528
16/17 Contracted orthodontic activity (UOA)	0
Carry forward orthodontic activity (UOA)	0
Baseline contract value	£563,546.29

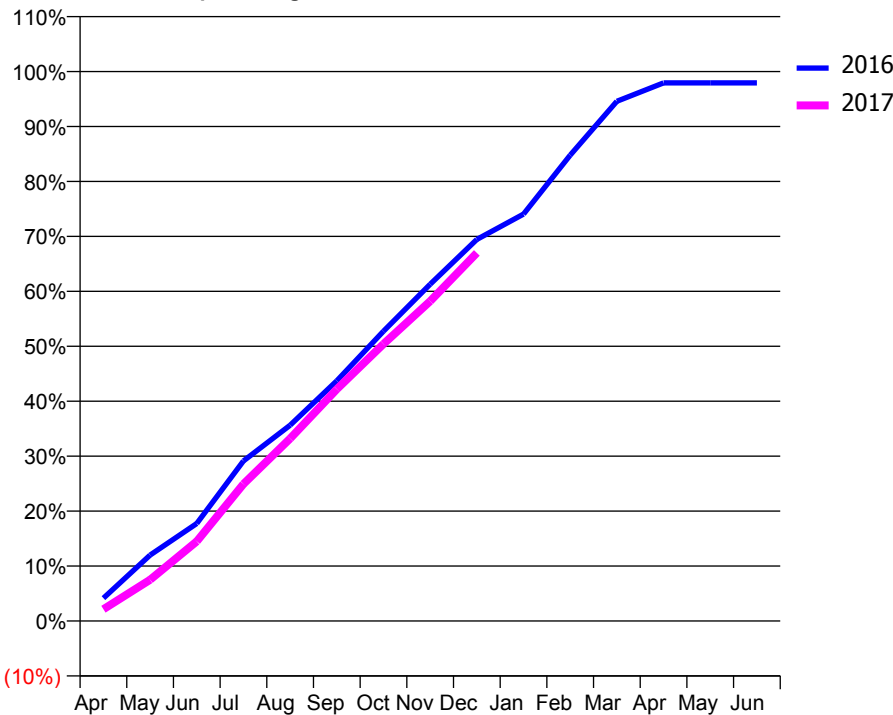
### ACCESS\*

Patients seen in 24 months	Total	Change since previous quarter
Quarter ending December 2015	9,314	
Quarter ending March 2016	9,328	→
Quarter ending June 2016	9,506	→
Quarter ending September 2016	9,626	→
Quarter ending December 2016	9,719	→
<b>Variance since December 2015</b>	<b>4.3%</b>	<b>↑</b>



### ACTIVITY

Cumulative percentage of contracted UDA delivered 2016 & 2017



Month	Adjusted Scheduled Activity (UDA)	
	2016	2017
April	1,059	547
May	3,057	1,917
June	4,529	3,695
July	7,429	6,358
August	9,090	8,469
September	11,146	10,758
October	13,447	12,854
November	15,627	14,842
December	17,706	17,082
January	18,881	
February	21,617	
March	24,118	
April	24,972	
May	24,972	
June	24,972	

### QUALITY

	Quantity	Base Number	Contract	AT	Region	England
% of FP17s for the same patient ID Re-attending within 3 months - Children	100	2,280	4.4%	13.0%	13.4%	12.4%
% of FP17s for the same patient ID Re-attending within 3 months - Adults	542	5,838	9.3%	17.4%	17.3%	16.6%
% of FP17s for the same patient ID Re-attending between 3 & 9 months - Children	1,061	2,280	46.5%	57.2%	58.9%	57.5%
% of FP17s for the same patient ID Re-attending between 3 & 9 months - Adults	2,652	5,838	45.4%	50.9%	52.5%	50.4%
% of FP17s for Band 1 Urgent Courses	340	7,820	4.3%	11.0%	9.3%	9.1%
% of FP17s Relating to Free Repair or Replacements	69	7,820	0.9%	0.9%	1.0%	0.8%
% of FP17s Relating to Continuations	93	7,820	1.2%	1.3%	1.5%	1.3%
% of Patients satisfied with the dentistry they have received	9	12	75.0%	92.3%	93.1%	92.7%
% of Patients satisfied with the time they had to wait for an appointment	10	12	83.3%	88.9%	89.8%	88.8%

\* This is based on patients treated on this contract for their most recent course of treatment. Figures in italics indicate the base number of FP17s or Patient Questionnaire responses are less than 100. N/A is shown where the base number of responses is less than 10 during the period. % is calculated as Quantity/Base number\*100

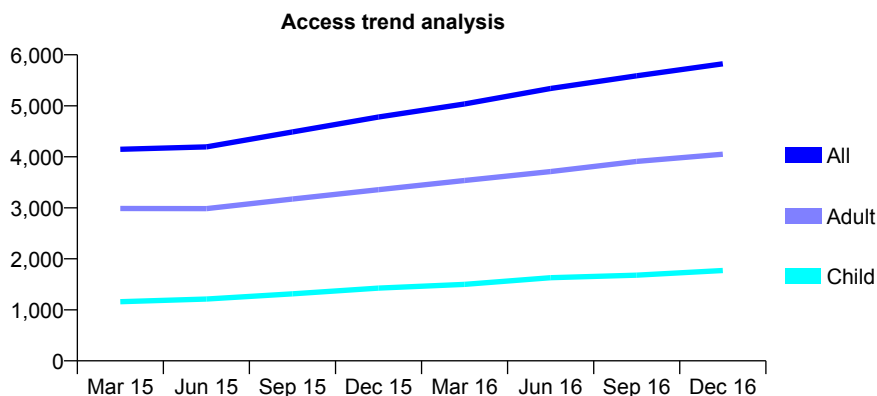
## Q47 - Vital Signs At a Glance Contract Report for 101435/0144 - December 2016

Name or company name	IDH Limited
Contract type name	GDS Contract
Purpose of contract	General
Contract start date	01/12/2012
Contract end date	

16/17 Contracted general activity (UDA)	13,990
Carry forward general activity (UDA)	342
16/17 Contracted orthodontic activity (UOA)	0
Carry forward orthodontic activity (UOA)	0
Baseline contract value	£412,256.75

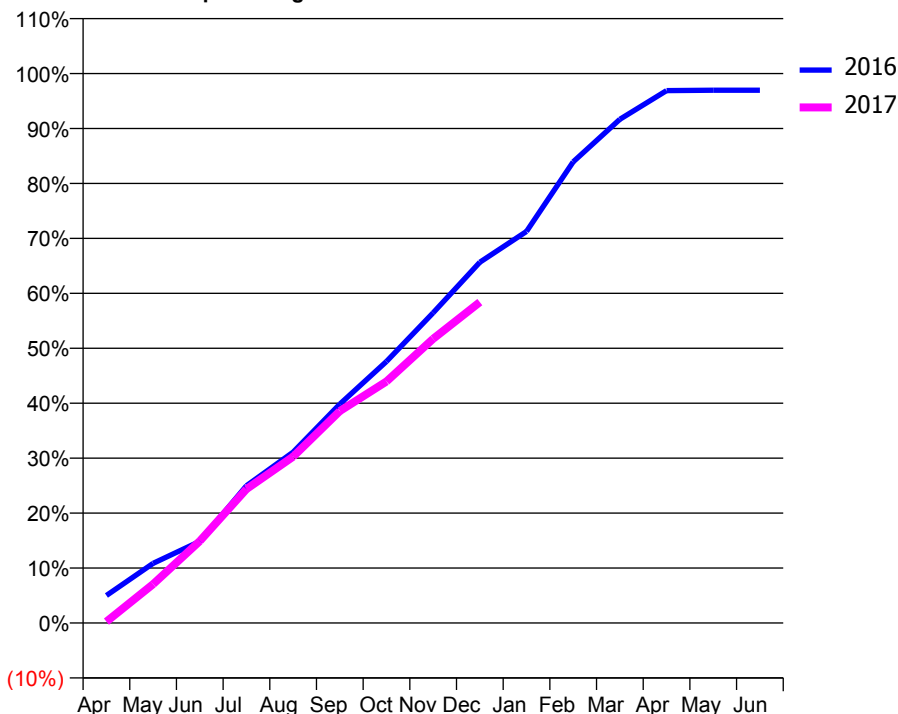
### ACCESS\*

Patients seen in 24 months	Total	Change since previous quarter
Quarter ending December 2015	4,780	
Quarter ending March 2016	5,036	↑
Quarter ending June 2016	5,340	↑
Quarter ending September 2016	5,589	↑
Quarter ending December 2016	5,823	↑
<b>Variance since December 2015</b>	<b>21.8%</b>	<b>↑</b>



### ACTIVITY

Cumulative percentage of contracted UDA delivered 2016 & 2017



Month	Adjusted Scheduled Activity (UDA)	
	2016	2017
April	564	36
May	1,223	990
June	1,672	2,085
July	2,811	3,409
August	3,500	4,236
September	4,483	5,397
October	5,357	6,149
November	6,354	7,237
December	7,388	8,171
January	8,019	
February	9,444	
March	10,313	
April	10,901	
May	10,910	
June	10,910	

### QUALITY

	Quantity	Base Number	Contract	AT	Region	England
% of FP17s for the same patient ID Re-attending within 3 months - Children	70	1,668	4.2%	13.0%	13.4%	12.4%
% of FP17s for the same patient ID Re-attending within 3 months - Adults	235	3,179	7.4%	17.4%	17.3%	16.6%
% of FP17s for the same patient ID Re-attending between 3 & 9 months - Children	869	1,668	52.1%	57.2%	58.9%	57.5%
% of FP17s for the same patient ID Re-attending between 3 & 9 months - Adults	1,146	3,179	36.0%	50.9%	52.5%	50.4%
% of FP17s for Band 1 Urgent Courses	173	4,528	3.8%	11.0%	9.3%	9.1%
% of FP17s Relating to Free Repair or Replacements	19	4,528	0.4%	0.9%	1.0%	0.8%
% of FP17s Relating to Continuations	55	4,528	1.2%	1.3%	1.5%	1.3%
% of Patients satisfied with the dentistry they have received	3	3	N/A	92.3%	93.1%	92.7%
% of Patients satisfied with the time they had to wait for an appointment	3	3	N/A	88.9%	89.8%	88.8%

\* This is based on patients treated on this contract for their most recent course of treatment. Figures in italics indicate the base number of FP17s or Patient Questionnaire responses are less than 100. N/A is shown where the base number of responses is less than 10 during the period. % is calculated as Quantity/Base number\*100

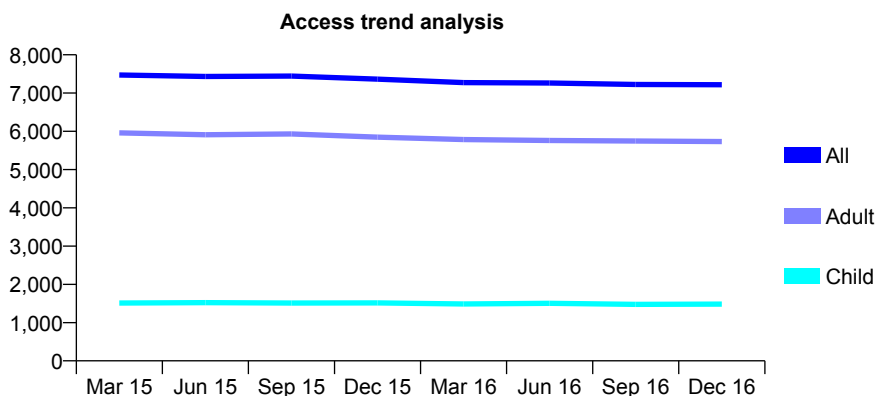
## Q47 - Vital Signs At a Glance Contract Report for 102350/0001 - December 2016

Name or company name	Complete Dental
Contract type name	GDS Contract
Purpose of contract	General
Contract start date	01/04/2006
Contract end date	

16/17 Contracted general activity (UDA)	24,000
Carry forward general activity (UDA)	-38
16/17 Contracted orthodontic activity (UOA)	0
Carry forward orthodontic activity (UOA)	0
Baseline contract value	£575,884.09

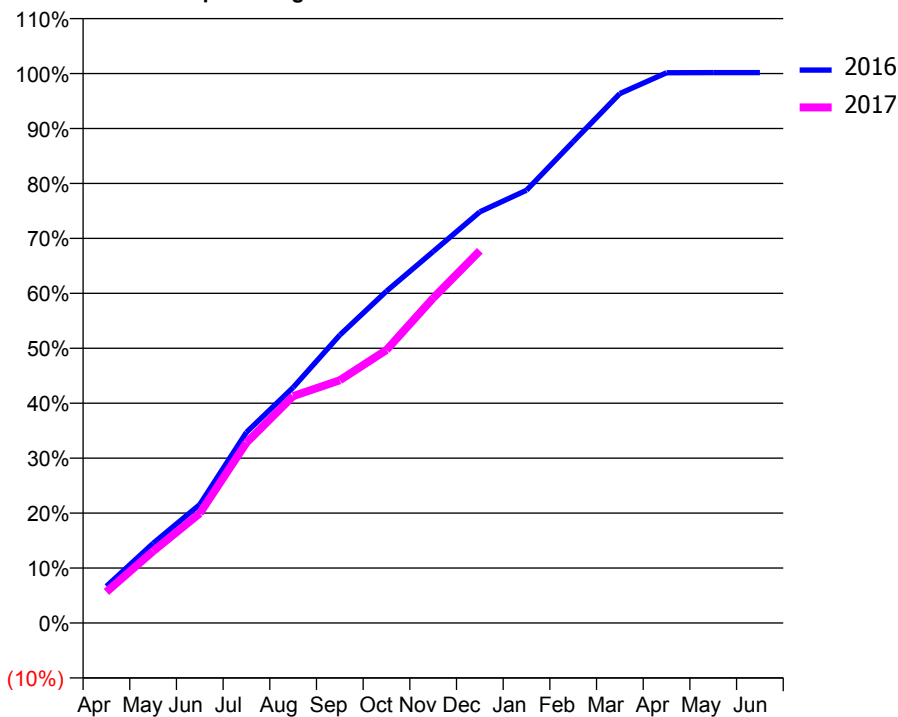
### ACCESS\*

Patients seen in 24 months	Total	Change since previous quarter
Quarter ending December 2015	7,363	
Quarter ending March 2016	7,272	↓
Quarter ending June 2016	7,263	→
Quarter ending September 2016	7,224	→
Quarter ending December 2016	7,216	→
<b>Variance since December 2015</b>	<b>(2.0%)</b>	<b>↓</b>



### ACTIVITY

Cumulative percentage of contracted UDA delivered 2016 & 2017



Month	Adjusted Scheduled Activity (UDA)	
	2016	2017
April	1,602	1,361
May	3,478	3,135
June	5,176	4,790
July	8,333	7,874
August	10,291	9,912
September	12,578	10,603
October	14,492	11,922
November	16,220	14,191
December	17,961	16,256
January	18,905	
February	21,024	
March	23,122	
April	24,035	
May	24,038	
June	24,038	

### QUALITY

	Quantity	Base Number	Contract	AT	Region	England
% of FP17s for the same patient ID Re-attending within 3 months - Children	147	1,799	8.2%	13.0%	13.4%	12.4%
% of FP17s for the same patient ID Re-attending within 3 months - Adults	971	6,755	14.4%	17.4%	17.3%	16.6%
% of FP17s for the same patient ID Re-attending between 3 & 9 months - Children	1,203	1,799	66.9%	57.2%	58.9%	57.5%
% of FP17s for the same patient ID Re-attending between 3 & 9 months - Adults	3,826	6,755	56.6%	50.9%	52.5%	50.4%
% of FP17s for Band 1 Urgent Courses	417	8,136	5.1%	11.0%	9.3%	9.1%
% of FP17s Relating to Free Repair or Replacements	135	8,136	1.7%	0.9%	1.0%	0.8%
% of FP17s Relating to Continuations	134	8,136	1.6%	1.3%	1.5%	1.3%
% of Patients satisfied with the dentistry they have received	25	25	100.0%	92.3%	93.1%	92.7%
% of Patients satisfied with the time they had to wait for an appointment	23	25	92.0%	88.9%	89.8%	88.8%

\* This is based on patients treated on this contract for their most recent course of treatment. Figures in italics indicate the base number of FP17s or Patient Questionnaire responses are less than 100. N/A is shown where the base number of responses is less than 10 during the period. % is calculated as Quantity/Base number\*100

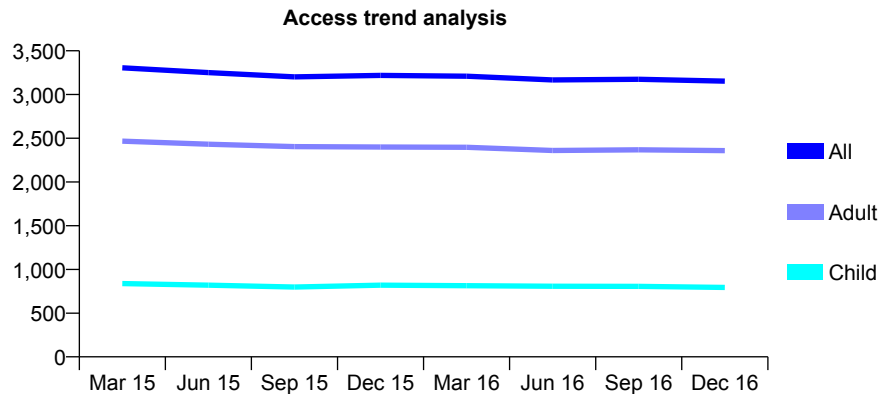
## Q47 - Vital Signs At a Glance Contract Report for 103578/0001 - December 2016

Name or company name	Lostock Hall Dental Care Ltd
Contract type name	GDS Contract
Purpose of contract	General
Contract start date	01/11/2009
Contract end date	

16/17 Contracted general activity (UDA)	9,683
Carry forward general activity (UDA)	223
16/17 Contracted orthodontic activity (UOA)	0
Carry forward orthodontic activity (UOA)	0
Baseline contract value	£259,973.54

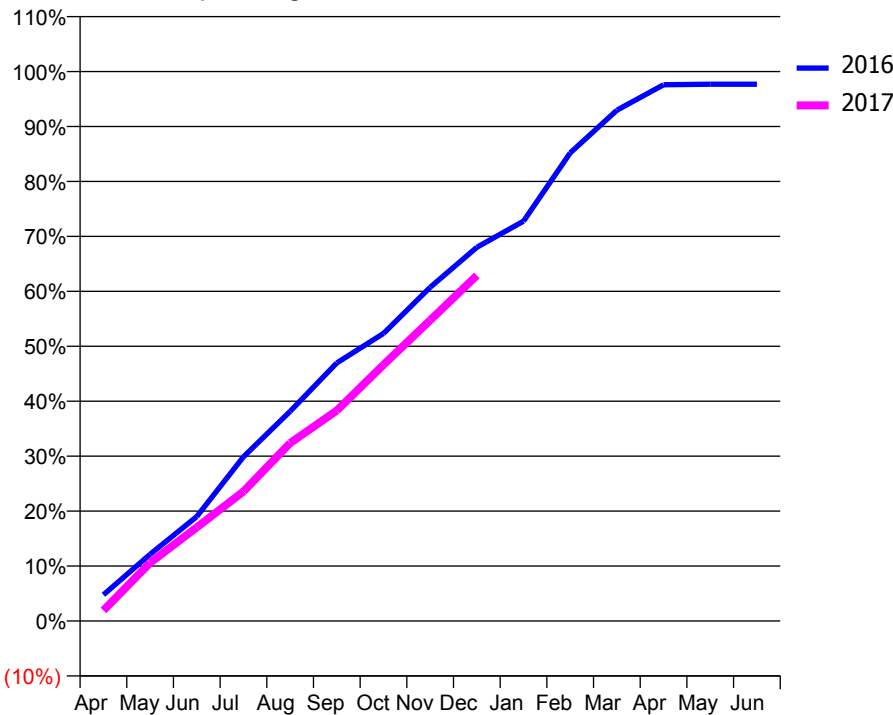
### ACCESS\*

Patients seen in 24 months	Total	Change since previous quarter
Quarter ending December 2015	3,219	
Quarter ending March 2016	3,210	→
Quarter ending June 2016	3,167	↓
Quarter ending September 2016	3,174	→
Quarter ending December 2016	3,153	→
<b>Variance since December 2015</b>	<b>(2.1%)</b>	<b>↓</b>



### ACTIVITY

Cumulative percentage of contracted UDA delivered 2016 & 2017



Month	Adjusted Scheduled Activity (UDA)	
	2016	2017
April	462	187
May	1,177	1,027
June	1,842	1,650
July	2,894	2,282
August	3,695	3,135
September	4,549	3,710
October	5,068	4,515
November	5,881	5,299
December	6,585	6,088
January	7,046	
February	8,248	
March	9,002	
April	9,450	
May	9,459	
June	9,460	

### QUALITY

	Quantity	Base Number	Contract	AT	Region	England
% of FP17s for the same patient ID Re-attending within 3 months - Children	52	932	5.6%	13.0%	13.4%	12.4%
% of FP17s for the same patient ID Re-attending within 3 months - Adults	450	2,753	16.3%	17.4%	17.3%	16.6%
% of FP17s for the same patient ID Re-attending between 3 & 9 months - Children	642	932	68.9%	57.2%	58.9%	57.5%
% of FP17s for the same patient ID Re-attending between 3 & 9 months - Adults	1,751	2,753	63.6%	50.9%	52.5%	50.4%
% of FP17s for Band 1 Urgent Courses	266	3,438	7.7%	11.0%	9.3%	9.1%
% of FP17s Relating to Free Repair or Replacements	71	3,438	2.1%	0.9%	1.0%	0.8%
% of FP17s Relating to Continuations	21	3,438	0.6%	1.3%	1.5%	1.3%
% of Patients satisfied with the dentistry they have received	9	9	N/A	92.3%	93.1%	92.7%
% of Patients satisfied with the time they had to wait for an appointment	9	9	N/A	88.9%	89.8%	88.8%

\* This is based on patients treated on this contract for their most recent course of treatment. Figures in italics indicate the base number of FP17s or Patient Questionnaire responses are less than 100. N/A is shown where the base number of responses is less than 10 during the period. % is calculated as Quantity/Base number\*100

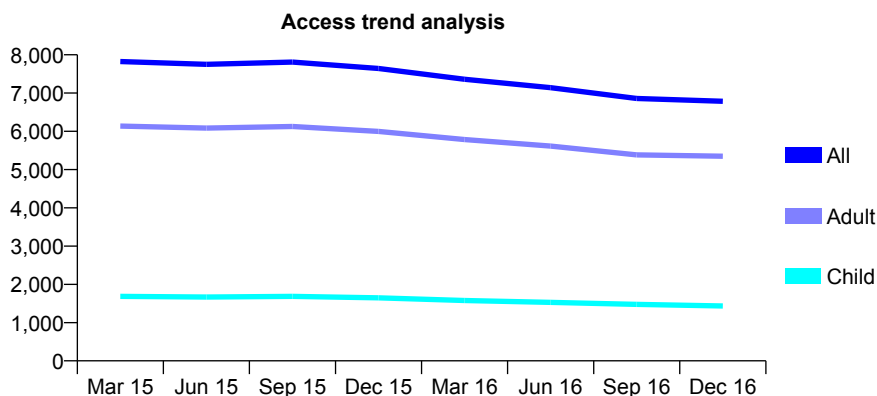
## Q47 - Vital Signs At a Glance Contract Report for 105198/0001 - December 2016

Name or company name	Stacksteads Dental Practice
Contract type name	GDS Contract
Purpose of contract	General
Contract start date	01/04/2009
Contract end date	

16/17 Contracted general activity (UDA)	18,100
Carry forward general activity (UDA)	-263
16/17 Contracted orthodontic activity (UOA)	0
Carry forward orthodontic activity (UOA)	0
Baseline contract value	£547,182.12

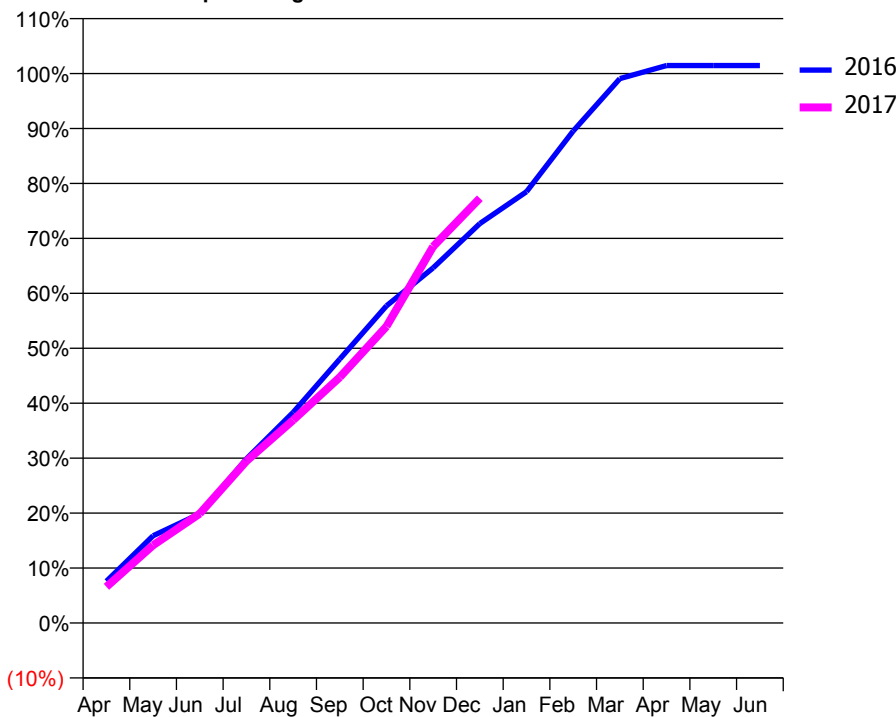
### ACCESS\*

Patients seen in 24 months	Total	Change since previous quarter
Quarter ending December 2015	7,643	
Quarter ending March 2016	7,362	↓
Quarter ending June 2016	7,141	↓
Quarter ending September 2016	6,860	↓
Quarter ending December 2016	6,785	↓
<b>Variance since December 2015</b>	<b>(11.2%)</b>	<b>↓</b>



### ACTIVITY

Cumulative percentage of contracted UDA delivered 2016 & 2017



Month	Adjusted Scheduled Activity (UDA)	
	2016	2017
April	1,377	1,194
May	2,877	2,564
June	3,598	3,604
July	5,411	5,333
August	6,936	6,681
September	8,692	8,099
October	10,445	9,771
November	11,700	12,402
December	13,158	13,992
January	14,205	
February	16,206	
March	17,933	
April	18,361	
May	18,362	
June	18,363	

### QUALITY

	Quantity	Base Number	Contract	AT	Region	England
% of FP17s for the same patient ID Re-attending within 3 months - Children	119	1,648	7.2%	13.0%	13.4%	12.4%
% of FP17s for the same patient ID Re-attending within 3 months - Adults	683	5,794	11.8%	17.4%	17.3%	16.6%
% of FP17s for the same patient ID Re-attending between 3 & 9 months - Children	916	1,648	55.6%	57.2%	58.9%	57.5%
% of FP17s for the same patient ID Re-attending between 3 & 9 months - Adults	3,283	5,794	56.7%	50.9%	52.5%	50.4%
% of FP17s for Band 1 Urgent Courses	402	7,235	5.6%	11.0%	9.3%	9.1%
% of FP17s Relating to Free Repair or Replacements	48	7,235	0.7%	0.9%	1.0%	0.8%
% of FP17s Relating to Continuations	33	7,235	0.5%	1.3%	1.5%	1.3%
% of Patients satisfied with the dentistry they have received	14	14	100.0%	92.3%	93.1%	92.7%
% of Patients satisfied with the time they had to wait for an appointment	11	14	78.6%	88.9%	89.8%	88.8%

\* This is based on patients treated on this contract for their most recent course of treatment. Figures in italics indicate the base number of FP17s or Patient Questionnaire responses are less than 100. N/A is shown where the base number of responses is less than 10 during the period. % is calculated as Quantity/Base number\*100

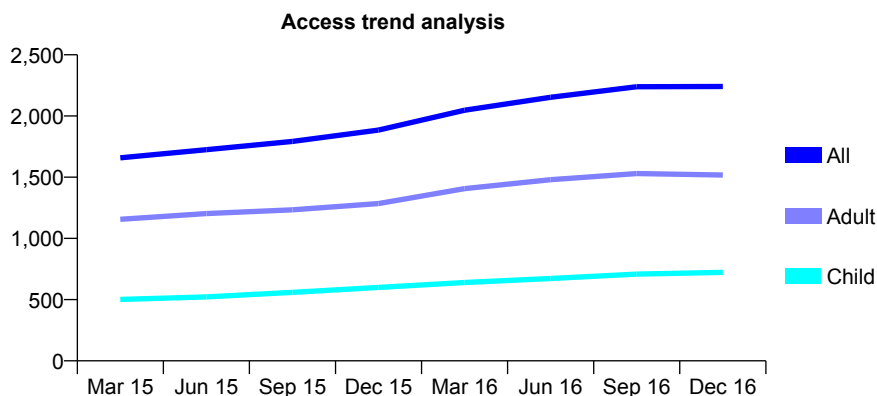
## Q47 - Vital Signs At a Glance Contract Report for 105406/0001 - December 2016

Name or company name	Clayton Brook Dental Surgery
Contract type name	GDS Contract
Purpose of contract	General
Contract start date	01/06/2010
Contract end date	

16/17 Contracted general activity (UDA)	7,000
Carry forward general activity (UDA)	-140
16/17 Contracted orthodontic activity (UOA)	0
Carry forward orthodontic activity (UOA)	0
Baseline contract value	£138,962.58

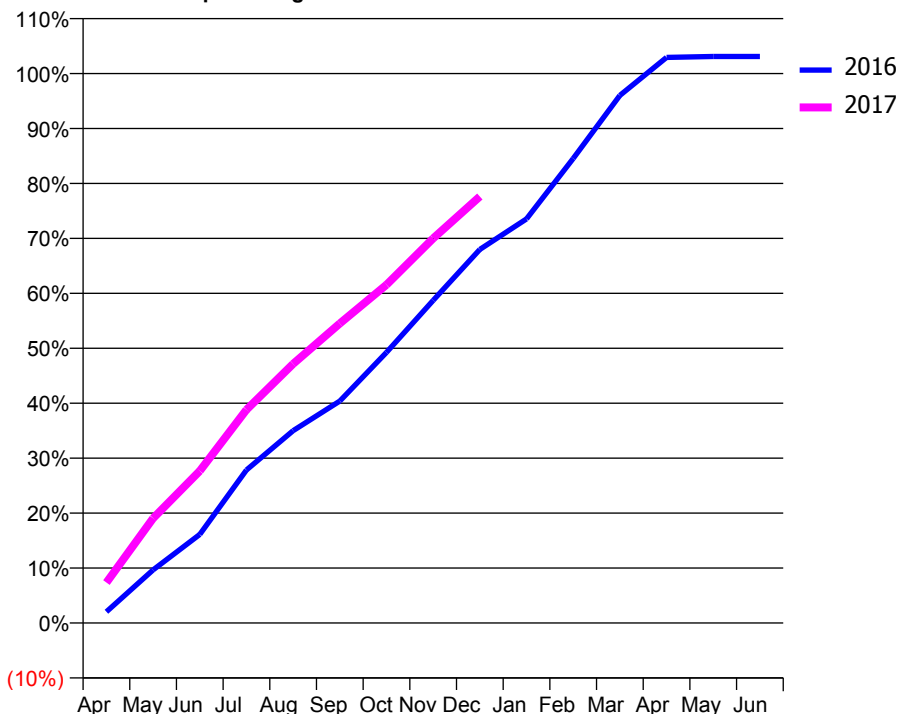
### ACCESS\*

Patients seen in 24 months	Total	Change since previous quarter
Quarter ending December 2015	1,885	
Quarter ending March 2016	2,047	↑
Quarter ending June 2016	2,153	↑
Quarter ending September 2016	2,239	↑
Quarter ending December 2016	2,241	→
<b>Variance since December 2015</b>	<b>18.9%</b>	<b>↑</b>



### ACTIVITY

Cumulative percentage of contracted UDA delivered 2016 & 2017



Month	Adjusted Scheduled Activity (UDA)	
	2016	2017
April	144	515
May	676	1,335
June	1,128	1,937
July	1,949	2,717
August	2,450	3,302
September	2,827	3,817
October	3,448	4,308
November	4,109	4,900
December	4,759	5,433
January	5,148	
February	5,917	
March	6,720	
April	7,204	
May	7,216	
June	7,217	

### QUALITY

	Quantity	Base Number	Contract	AT	Region	England
% of FP17s for the same patient ID Re-attending within 3 months - Children	118	979	12.1%	13.0%	13.4%	12.4%
% of FP17s for the same patient ID Re-attending within 3 months - Adults	388	1,659	23.4%	17.4%	17.3%	16.6%
% of FP17s for the same patient ID Re-attending between 3 & 9 months - Children	603	979	61.6%	57.2%	58.9%	57.5%
% of FP17s for the same patient ID Re-attending between 3 & 9 months - Adults	807	1,659	48.6%	50.9%	52.5%	50.4%
% of FP17s for Band 1 Urgent Courses	184	2,414	7.6%	11.0%	9.3%	9.1%
% of FP17s Relating to Free Repair or Replacements	54	2,414	2.2%	0.9%	1.0%	0.8%
% of FP17s Relating to Continuations	119	2,414	4.9%	1.3%	1.5%	1.3%
% of Patients satisfied with the dentistry they have received	5	5	N/A	92.3%	93.1%	92.7%
% of Patients satisfied with the time they had to wait for an appointment	5	5	N/A	88.9%	89.8%	88.8%

\* This is based on patients treated on this contract for their most recent course of treatment. Figures in italics indicate the base number of FP17s or Patient Questionnaire responses are less than 100. N/A is shown where the base number of responses is less than 10 during the period. % is calculated as Quantity/Base number\*100



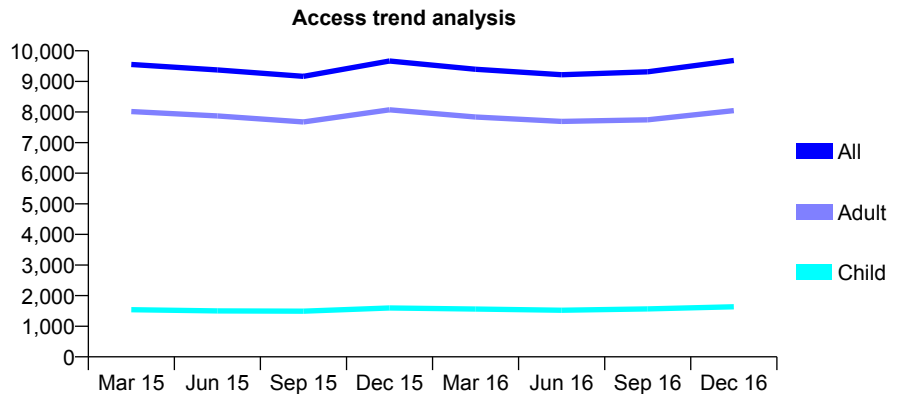
## Q47 - Vital Signs At a Glance Contract Report for 106984/0002 - December 2016

Name or company name	Ravat & Ray Dental Care
Contract type name	GDS Contract
Purpose of contract	General
Contract start date	01/09/2009
Contract end date	

16/17 Contracted general activity (UDA)	31,670
Carry forward general activity (UDA)	-233
16/17 Contracted orthodontic activity (UOA)	0
Carry forward orthodontic activity (UOA)	0
Baseline contract value	£1,132,782.31

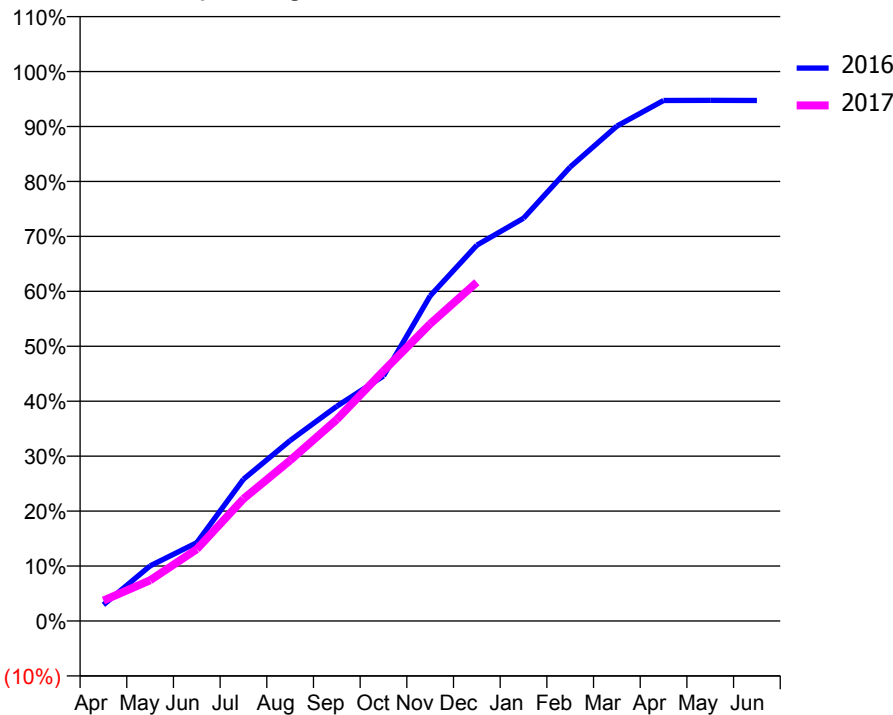
### ACCESS\*

Patients seen in 24 months	Total	Change since previous quarter
Quarter ending December 2015	9,668	
Quarter ending March 2016	9,397	↓
Quarter ending June 2016	9,218	↓
Quarter ending September 2016	9,314	→
Quarter ending December 2016	9,682	↑
<b>Variance since December 2015</b>	<b>0.1%</b>	<b>→</b>



### ACTIVITY

Cumulative percentage of contracted UDA delivered 2016 & 2017



Month	Adjusted Scheduled Activity (UDA)	
	2016	2017
April	930	1,183
May	3,178	2,349
June	4,518	4,139
July	8,171	7,044
August	10,400	9,256
September	12,374	11,615
October	14,121	14,412
November	18,744	17,124
December	21,660	19,528
January	23,214	
February	26,163	
March	28,524	
April	30,001	
May	30,007	
June	30,003	

### QUALITY

	Quantity	Base Number	Contract	AT	Region	England
% of FP17s for the same patient ID Re-attending within 3 months - Children	152	1,886	8.1%	13.0%	13.4%	12.4%
% of FP17s for the same patient ID Re-attending within 3 months - Adults	1,682	9,132	18.4%	17.4%	17.3%	16.6%
% of FP17s for the same patient ID Re-attending between 3 & 9 months - Children	1,079	1,886	57.2%	57.2%	58.9%	57.5%
% of FP17s for the same patient ID Re-attending between 3 & 9 months - Adults	4,632	9,132	50.7%	50.9%	52.5%	50.4%
% of FP17s for Band 1 Urgent Courses	1,948	10,373	18.8%	11.0%	9.3%	9.1%
% of FP17s Relating to Free Repair or Replacements	161	10,373	1.6%	0.9%	1.0%	0.8%
% of FP17s Relating to Continuations	33	10,373	0.3%	1.3%	1.5%	1.3%
% of Patients satisfied with the dentistry they have received	12	12	100.0%	92.3%	93.1%	92.7%
% of Patients satisfied with the time they had to wait for an appointment	12	12	100.0%	88.9%	89.8%	88.8%

\* This is based on patients treated on this contract for their most recent course of treatment. Figures in italics indicate the base number of FP17s or Patient Questionnaire responses are less than 100. N/A is shown where the base number of responses is less than 10 during the period. % is calculated as Quantity/Base number\*100



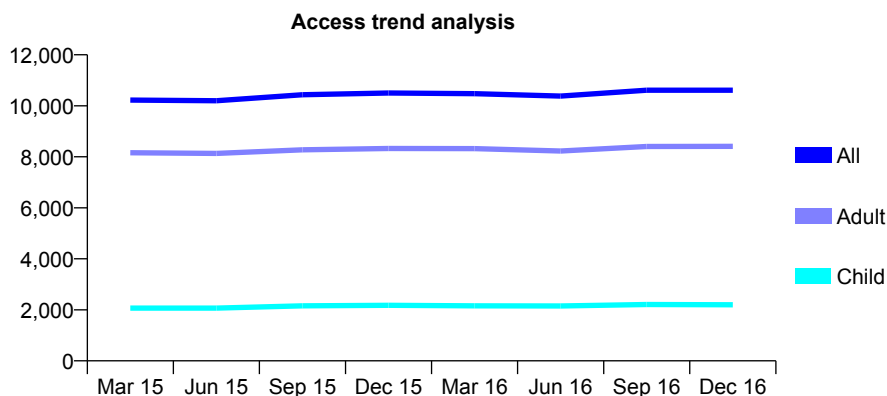
## Q47 - Vital Signs At a Glance Contract Report for 106984/0003 - December 2016

Name or company name	Ravat & Ray Dental Care
Contract type name	GDS Contract
Purpose of contract	General
Contract start date	01/09/2009
Contract end date	

16/17 Contracted general activity (UDA)	24,300
Carry forward general activity (UDA)	-486
16/17 Contracted orthodontic activity (UOA)	0
Carry forward orthodontic activity (UOA)	0
Baseline contract value	£791,772.54

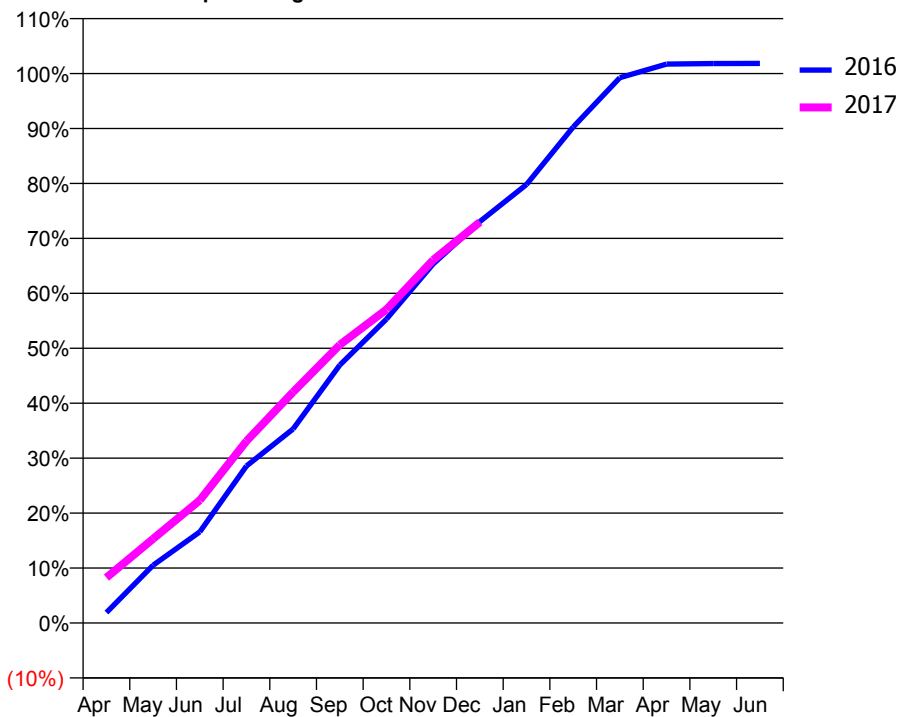
### ACCESS\*

Patients seen in 24 months	Total	Change since previous quarter
Quarter ending December 2015	10,504	
Quarter ending March 2016	10,476	→
Quarter ending June 2016	10,380	→
Quarter ending September 2016	10,614	↑
Quarter ending December 2016	10,611	→
<b>Variance since December 2015</b>	<b>1.0%</b>	<b>→</b>



### ACTIVITY

Cumulative percentage of contracted UDA delivered 2016 & 2017



Month	Adjusted Scheduled Activity (UDA)	
	2016	2017
April	461	2,010
May	2,557	3,726
June	4,029	5,426
July	6,941	8,047
August	8,585	10,214
September	11,407	12,306
October	13,444	13,865
November	15,878	16,054
December	17,754	17,731
January	19,390	
February	21,931	
March	24,116	
April	24,720	
May	24,743	
June	24,746	

### QUALITY

	Quantity	Base Number	Contract	AT	Region	England
% of FP17s for the same patient ID Re-attending within 3 months - Children	296	2,761	10.7%	13.0%	13.4%	12.4%
% of FP17s for the same patient ID Re-attending within 3 months - Adults	986	7,851	12.6%	17.4%	17.3%	16.6%
% of FP17s for the same patient ID Re-attending between 3 & 9 months - Children	1,620	2,761	58.7%	57.2%	58.9%	57.5%
% of FP17s for the same patient ID Re-attending between 3 & 9 months - Adults	3,273	7,851	41.7%	50.9%	52.5%	50.4%
% of FP17s for Band 1 Urgent Courses	3,214	10,161	31.6%	11.0%	9.3%	9.1%
% of FP17s Relating to Free Repair or Replacements	71	10,161	0.7%	0.9%	1.0%	0.8%
% of FP17s Relating to Continuations	28	10,161	0.3%	1.3%	1.5%	1.3%
% of Patients satisfied with the dentistry they have received	5	5	N/A	92.3%	93.1%	92.7%
% of Patients satisfied with the time they had to wait for an appointment	4	5	N/A	88.9%	89.8%	88.8%

\* This is based on patients treated on this contract for their most recent course of treatment. Figures in italics indicate the base number of FP17s or Patient Questionnaire responses are less than 100. N/A is shown where the base number of responses is less than 10 during the period. % is calculated as Quantity/Base number\*100

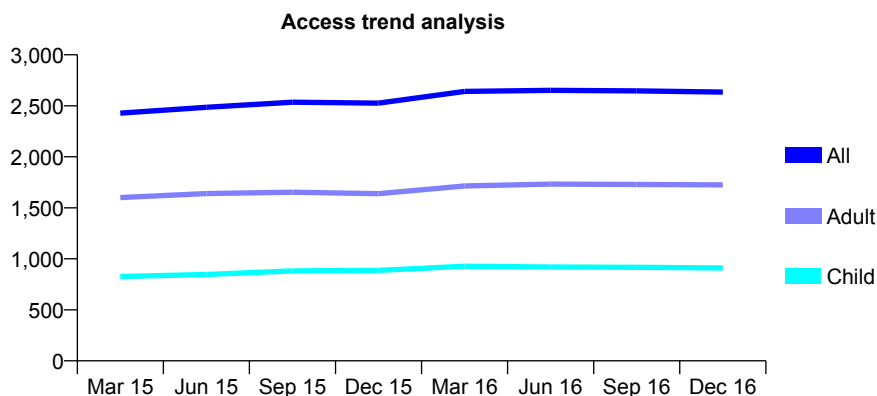
## Q47 - Vital Signs At a Glance Contract Report for 106984/0005 - December 2016

Name or company name	Ravat & Ray Dental Care
Contract type name	GDS Contract
Purpose of contract	General
Contract start date	01/10/2011
Contract end date	

16/17 Contracted general activity (UDA)	7,250
Carry forward general activity (UDA)	-131
16/17 Contracted orthodontic activity (UOA)	0
Carry forward orthodontic activity (UOA)	0
Baseline contract value	£390,228.94

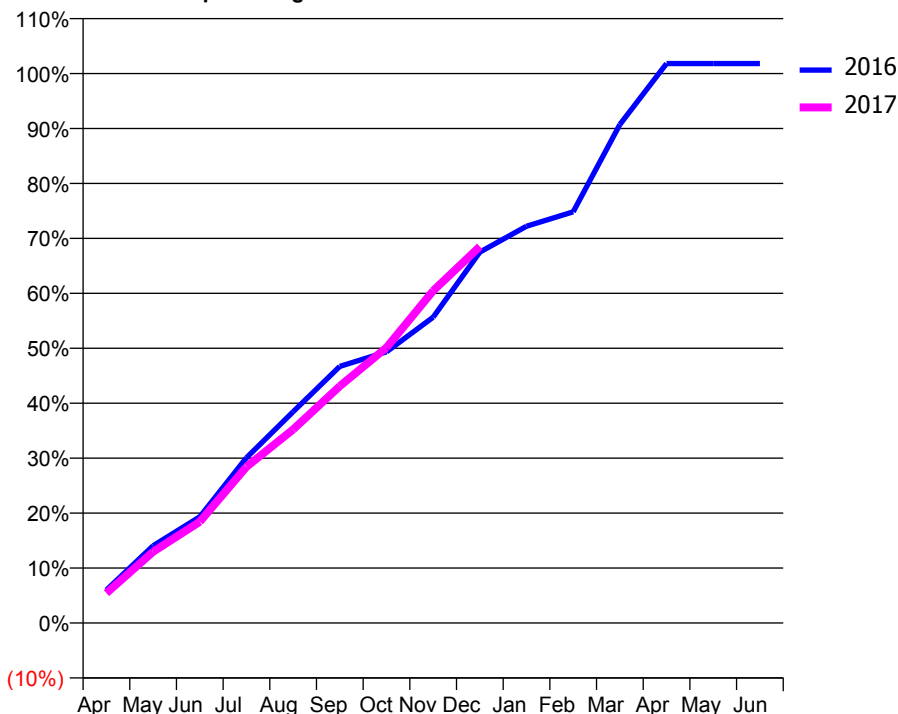
### ACCESS\*

Patients seen in 24 months	Total	Change since previous quarter
Quarter ending December 2015	2,526	
Quarter ending March 2016	2,641	↑
Quarter ending June 2016	2,652	→
Quarter ending September 2016	2,646	→
Quarter ending December 2016	2,635	→
<b>Variance since December 2015</b>	<b>4.3%</b>	<b>↑</b>



### ACTIVITY

Cumulative percentage of contracted UDA delivered 2016 & 2017



Month	Adjusted Scheduled Activity (UDA)	
	2016	2017
April	435	396
May	1,020	941
June	1,402	1,335
July	2,181	2,061
August	2,787	2,554
September	3,386	3,126
October	3,577	3,635
November	4,035	4,384
December	4,894	4,968
January	5,235	
February	5,426	
March	6,577	
April	7,381	
May	7,381	
June	7,381	

### QUALITY

	Quantity	Base Number	Contract	AT	Region	England
% of FP17s for the same patient ID Re-attending within 3 months - Children	55	995	5.5%	13.0%	13.4%	12.4%
% of FP17s for the same patient ID Re-attending within 3 months - Adults	202	1,717	11.8%	17.4%	17.3%	16.6%
% of FP17s for the same patient ID Re-attending between 3 & 9 months - Children	522	995	52.5%	57.2%	58.9%	57.5%
% of FP17s for the same patient ID Re-attending between 3 & 9 months - Adults	826	1,717	48.1%	50.9%	52.5%	50.4%
% of FP17s for Band 1 Urgent Courses	238	2,337	10.2%	11.0%	9.3%	9.1%
% of FP17s Relating to Free Repair or Replacements	14	2,337	0.6%	0.9%	1.0%	0.8%
% of FP17s Relating to Continuations	3	2,337	0.1%	1.3%	1.5%	1.3%
% of Patients satisfied with the dentistry they have received	1	1	N/A	92.3%	93.1%	92.7%
% of Patients satisfied with the time they had to wait for an appointment	1	1	N/A	88.9%	89.8%	88.8%

\* This is based on patients treated on this contract for their most recent course of treatment. Figures in italics indicate the base number of FP17s or Patient Questionnaire responses are less than 100. N/A is shown where the base number of responses is less than 10 during the period. % is calculated as Quantity/Base number\*100

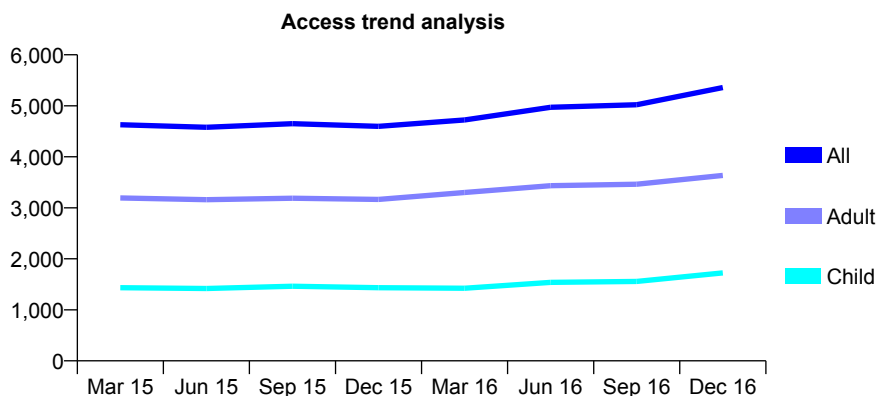
## Q47 - Vital Signs At a Glance Contract Report for 107611/0001 - December 2016

Name or company name	Synergy Dental CLinic Ltd
Contract type name	GDS Contract
Purpose of contract	General
Contract start date	01/04/2008
Contract end date	

16/17 Contracted general activity (UDA)	17,552
Carry forward general activity (UDA)	13
16/17 Contracted orthodontic activity (UOA)	0
Carry forward orthodontic activity (UOA)	0
Baseline contract value	£429,801.29

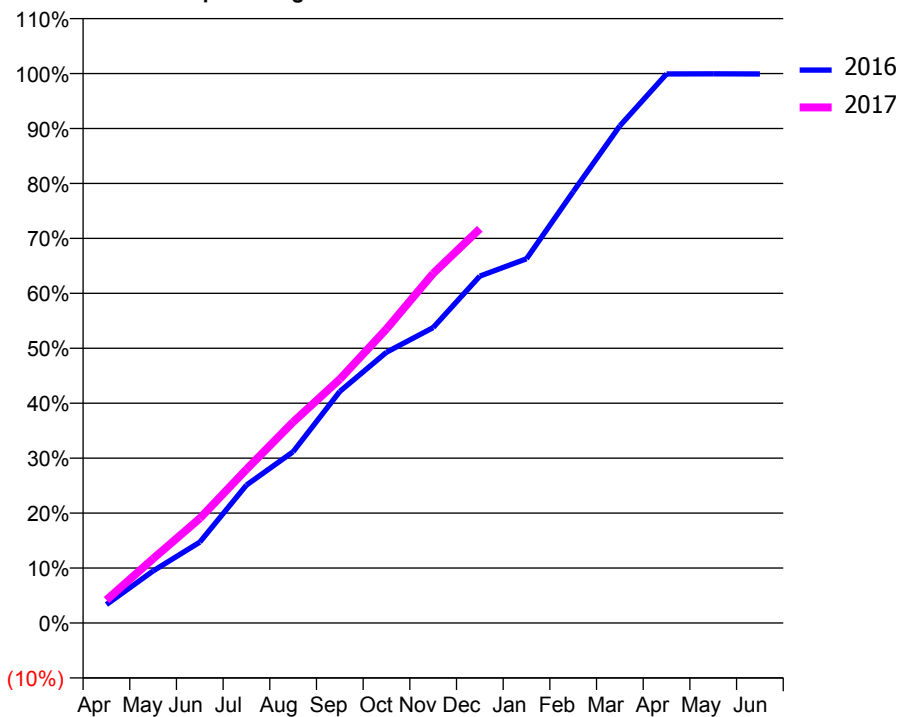
### ACCESS\*

Patients seen in 24 months	Total	Change since previous quarter
Quarter ending December 2015	4,597	
Quarter ending March 2016	4,724	↑
Quarter ending June 2016	4,971	↑
Quarter ending September 2016	5,021	→
Quarter ending December 2016	5,358	↑
<b>Variance since December 2015</b>	<b>16.6%</b>	<b>↑</b>



### ACTIVITY

Cumulative percentage of contracted UDA delivered 2016 & 2017



Month	Adjusted Scheduled Activity (UDA)	
	2016	2017
April	590	733
May	1,665	2,055
June	2,582	3,341
July	4,405	4,908
August	5,473	6,421
September	7,395	7,790
October	8,651	9,392
November	9,438	11,168
December	11,083	12,593
January	11,634	
February	13,777	
March	15,881	
April	17,538	
May	17,540	
June	17,539	

### QUALITY

	Quantity	Base Number	Contract	AT	Region	England
% of FP17s for the same patient ID Re-attending within 3 months - Children	192	2,062	9.3%	13.0%	13.4%	12.4%
% of FP17s for the same patient ID Re-attending within 3 months - Adults	648	4,283	15.1%	17.4%	17.3%	16.6%
% of FP17s for the same patient ID Re-attending between 3 & 9 months - Children	1,105	2,062	53.6%	57.2%	58.9%	57.5%
% of FP17s for the same patient ID Re-attending between 3 & 9 months - Adults	2,275	4,283	53.1%	50.9%	52.5%	50.4%
% of FP17s for Band 1 Urgent Courses	268	5,848	4.6%	11.0%	9.3%	9.1%
% of FP17s Relating to Free Repair or Replacements	22	5,848	0.4%	0.9%	1.0%	0.8%
% of FP17s Relating to Continuations	50	5,848	0.9%	1.3%	1.5%	1.3%
% of Patients satisfied with the dentistry they have received	12	12	100.0%	92.3%	93.1%	92.7%
% of Patients satisfied with the time they had to wait for an appointment	10	12	83.3%	88.9%	89.8%	88.8%

\* This is based on patients treated on this contract for their most recent course of treatment. Figures in italics indicate the base number of FP17s or Patient Questionnaire responses are less than 100. N/A is shown where the base number of responses is less than 10 during the period. % is calculated as Quantity/Base number\*100

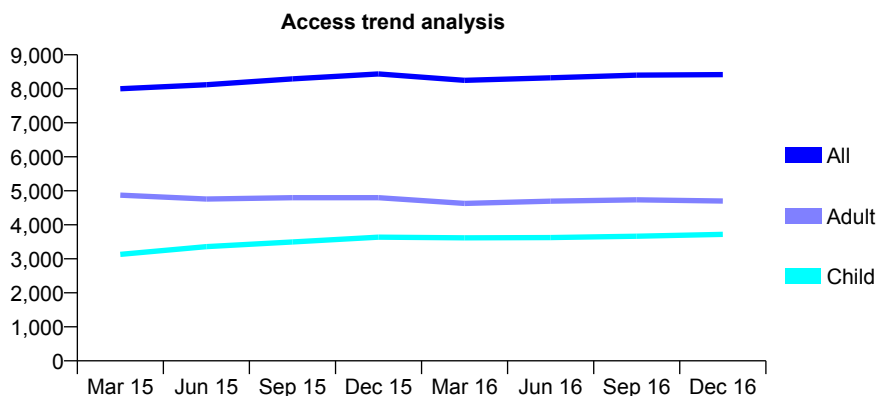
## Q47 - Vital Signs At a Glance Contract Report for 108006/0001 - December 2016

Name or company name	Redbridge Associates Ltd
Contract type name	GDS Contract
Purpose of contract	General
Contract start date	06/09/2010
Contract end date	

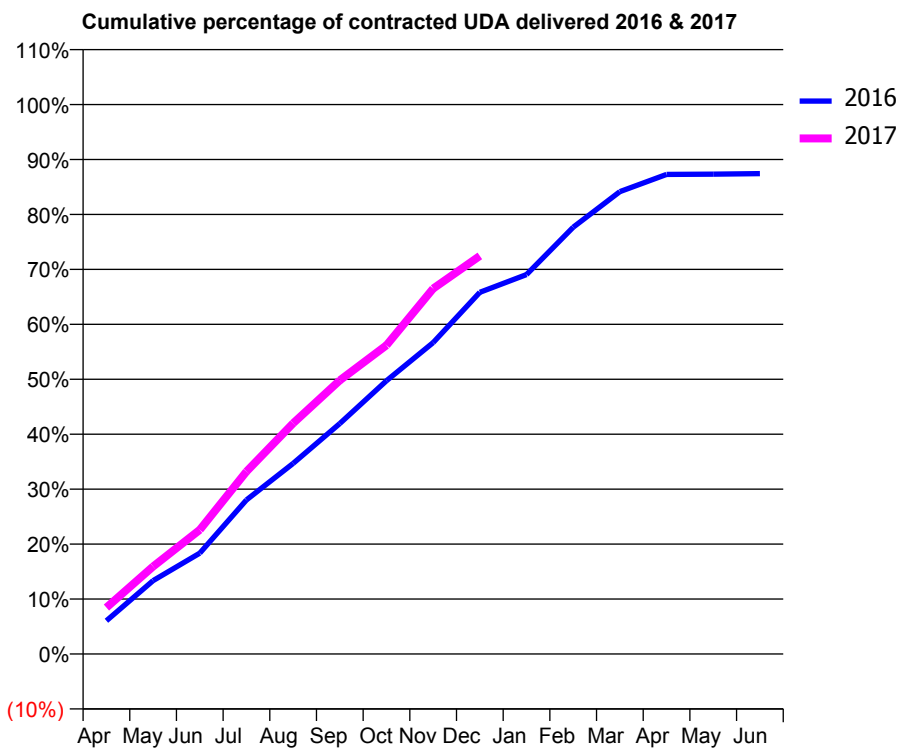
16/17 Contracted general activity (UDA)	26,020
Carry forward general activity (UDA)	-768
16/17 Contracted orthodontic activity (UOA)	0
Carry forward orthodontic activity (UOA)	0
Baseline contract value	£633,785.79

### ACCESS\*

Patients seen in 24 months	Total	Change since previous quarter
Quarter ending December 2015	8,437	
Quarter ending March 2016	8,249	↓
Quarter ending June 2016	8,323	→
Quarter ending September 2016	8,400	→
Quarter ending December 2016	8,418	→
<b>Variance since December 2015</b>	<b>(0.2%)</b>	→



### ACTIVITY



Month	Adjusted Scheduled Activity (UDA)	
	2016	2017
April	1,970	2,202
May	4,351	4,148
June	5,976	5,881
July	9,130	8,643
August	11,289	10,925
September	13,656	12,963
October	16,193	14,623
November	18,445	17,302
December	21,428	18,849
January	22,476	
February	25,284	
March	27,388	
April	28,408	
May	28,429	
June	28,453	

### QUALITY

	Quantity	Base Number	Contract	AT	Region	England
% of FP17s for the same patient ID Re-attending within 3 months - Children	390	3,852	10.1%	13.0%	13.4%	12.4%
% of FP17s for the same patient ID Re-attending within 3 months - Adults	837	3,694	22.7%	17.4%	17.3%	16.6%
% of FP17s for the same patient ID Re-attending between 3 & 9 months - Children	2,159	3,852	56.0%	57.2%	58.9%	57.5%
% of FP17s for the same patient ID Re-attending between 3 & 9 months - Adults	1,586	3,694	42.9%	50.9%	52.5%	50.4%
% of FP17s for Band 1 Urgent Courses	878	7,144	12.3%	11.0%	9.3%	9.1%
% of FP17s Relating to Free Repair or Replacements	1	7,144	0.0%	0.9%	1.0%	0.8%
% of FP17s Relating to Continuations	172	7,144	2.4%	1.3%	1.5%	1.3%
% of Patients satisfied with the dentistry they have received	7	10	70.0%	92.3%	93.1%	92.7%
% of Patients satisfied with the time they had to wait for an appointment	6	10	60.0%	88.9%	89.8%	88.8%

\* This is based on patients treated on this contract for their most recent course of treatment. Figures in italics indicate the base number of FP17s or Patient Questionnaire responses are less than 100. N/A is shown where the base number of responses is less than 10 during the period. % is calculated as Quantity/Base number\*100

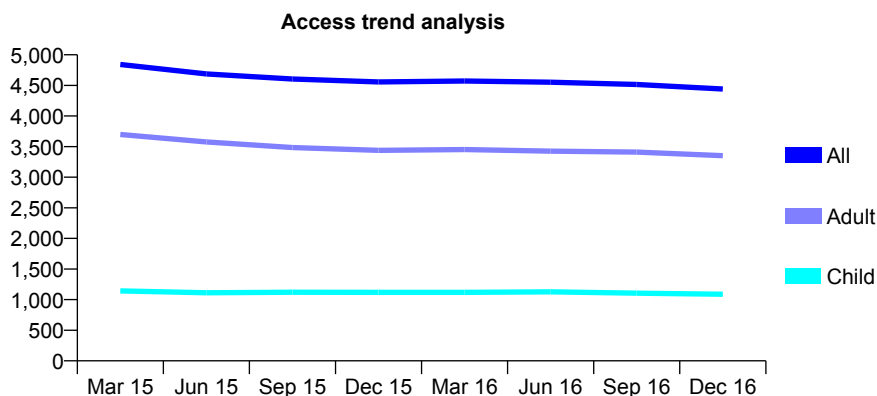
## Q47 - Vital Signs At a Glance Contract Report for 109304/0001 - December 2016

Name or company name	St Raphael's Dental Practice Limited
Contract type name	GDS Contract
Purpose of contract	General
Contract start date	01/10/2009
Contract end date	

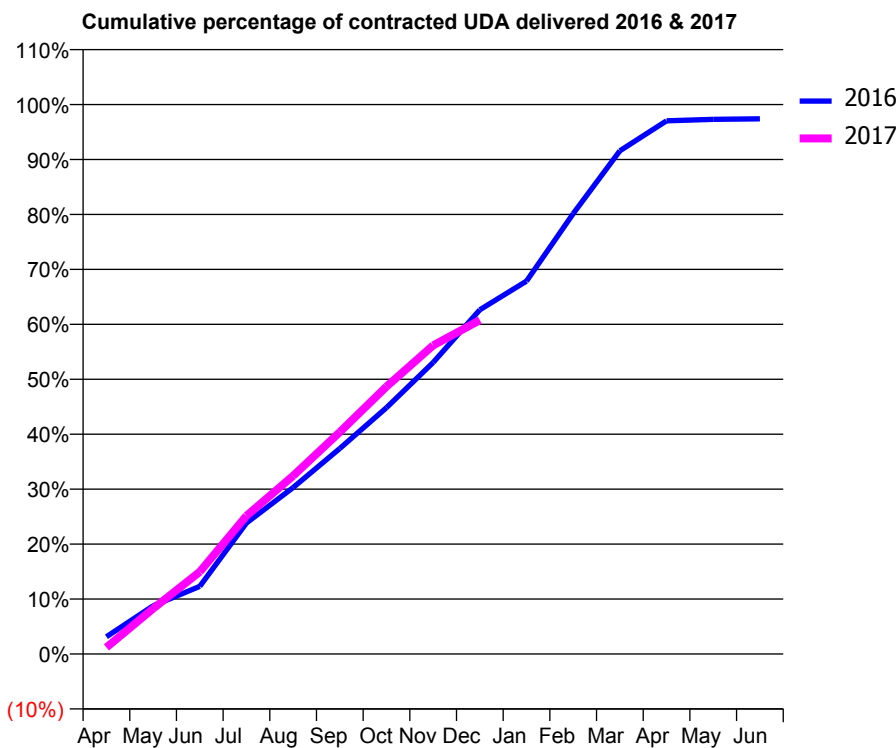
16/17 Contracted general activity (UDA)	14,000
Carry forward general activity (UDA)	365
16/17 Contracted orthodontic activity (UOA)	0
Carry forward orthodontic activity (UOA)	0
Baseline contract value	£388,885.02

### ACCESS\*

Patients seen in 24 months	Total	Change since previous quarter
Quarter ending December 2015	4,557	
Quarter ending March 2016	4,571	→
Quarter ending June 2016	4,553	→
Quarter ending September 2016	4,516	→
Quarter ending December 2016	4,441	↓
<b>Variance since December 2015</b>	<b>(2.5%)</b>	<b>↓</b>



### ACTIVITY



Month	Adjusted Scheduled Activity (UDA)	
	2016	2017
April	439	169
May	1,228	1,158
June	1,724	2,094
July	3,337	3,521
August	4,243	4,542
September	5,235	5,653
October	6,275	6,812
November	7,428	7,863
December	8,770	8,504
January	9,501	
February	11,221	
March	12,819	
April	13,585	
May	13,623	
June	13,635	

### QUALITY

	Quantity	Base Number	Contract	AT	Region	England
% of FP17s for the same patient ID Re-attending within 3 months - Children	94	1,018	9.2%	13.0%	13.4%	12.4%
% of FP17s for the same patient ID Re-attending within 3 months - Adults	490	2,980	16.4%	17.4%	17.3%	16.6%
% of FP17s for the same patient ID Re-attending between 3 & 9 months - Children	540	1,018	53.0%	57.2%	58.9%	57.5%
% of FP17s for the same patient ID Re-attending between 3 & 9 months - Adults	1,404	2,980	47.1%	50.9%	52.5%	50.4%
% of FP17s for Band 1 Urgent Courses	326	3,711	8.8%	11.0%	9.3%	9.1%
% of FP17s Relating to Free Repair or Replacements	40	3,711	1.1%	0.9%	1.0%	0.8%
% of FP17s Relating to Continuations	40	3,711	1.1%	1.3%	1.5%	1.3%
% of Patients satisfied with the dentistry they have received	9	9	N/A	92.3%	93.1%	92.7%
% of Patients satisfied with the time they had to wait for an appointment	8	9	N/A	88.9%	89.8%	88.8%

\* This is based on patients treated on this contract for their most recent course of treatment. Figures in italics indicate the base number of FP17s or Patient Questionnaire responses are less than 100. N/A is shown where the base number of responses is less than 10 during the period. % is calculated as Quantity/Base number\*100

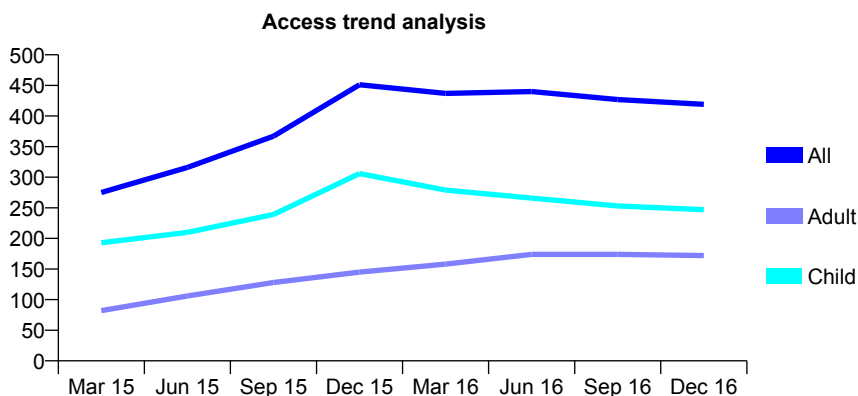
## Q47 - Vital Signs At a Glance Contract Report for 110302/0001 - December 2016

Name or company name	Kirkham Dental Care
Contract type name	GDS Contract
Purpose of contract	General
Contract start date	01/08/2014
Contract end date	

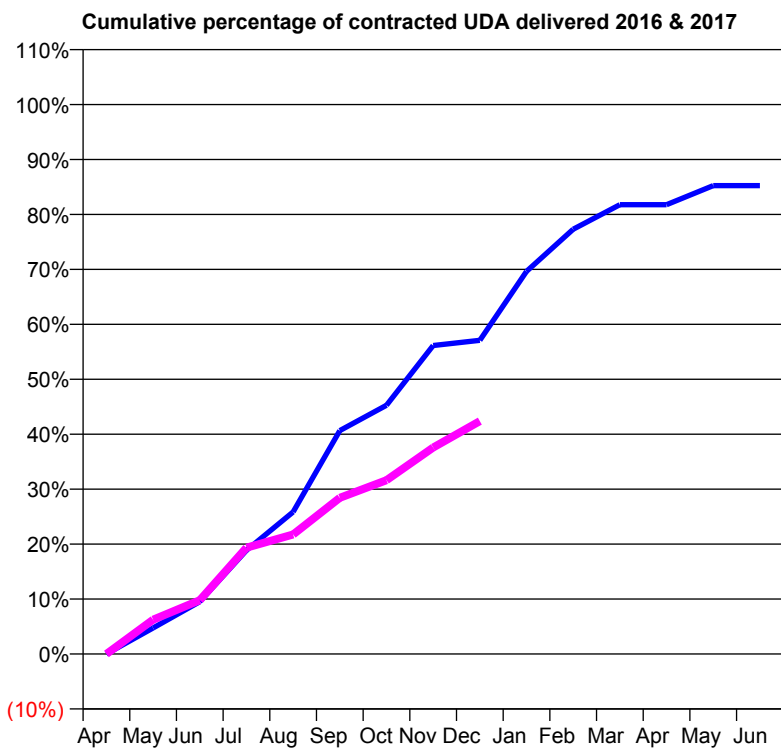
16/17 Contracted general activity (UDA)	1,500
Carry forward general activity (UDA)	0
16/17 Contracted orthodontic activity (UOA)	0
Carry forward orthodontic activity (UOA)	0
Baseline contract value	£47,745.53

### ACCESS\*

Patients seen in 24 months	Total	Change since previous quarter
Quarter ending December 2015	451	
Quarter ending March 2016	437	↓
Quarter ending June 2016	440	→
Quarter ending September 2016	427	↓
Quarter ending December 2016	419	↓
<b>Variance since December 2015</b>	<b>(7.1%)</b>	<b>↓</b>



### ACTIVITY



Month	Adjusted Scheduled Activity (UDA)	
	2016	2017
April	0	0
May	71	94
June	143	147
July	283	290
August	388	326
September	610	426
October	679	474
November	842	564
December	856	636
January	1,045	
February	1,160	
March	1,227	
April	1,227	
May	1,279	
June	1,279	

### QUALITY

	Quantity	Base Number	Contract	AT	Region	England
% of FP17s for the same patient ID Re-attending within 3 months - Children	21	286	7.3%	13.0%	13.4%	12.4%
% of FP17s for the same patient ID Re-attending within 3 months - Adults	18	121	14.9%	17.4%	17.3%	16.6%
% of FP17s for the same patient ID Re-attending between 3 & 9 months - Children	183	286	64.0%	57.2%	58.9%	57.5%
% of FP17s for the same patient ID Re-attending between 3 & 9 months - Adults	57	121	47.1%	50.9%	52.5%	50.4%
% of FP17s for Band 1 Urgent Courses	9	379	2.4%	11.0%	9.3%	9.1%
% of FP17s Relating to Free Repair or Replacements	0	379	0.0%	0.9%	1.0%	0.8%
% of FP17s Relating to Continuations	12	379	3.2%	1.3%	1.5%	1.3%
% of Patients satisfied with the dentistry they have received	4	4	N/A	92.3%	93.1%	92.7%
% of Patients satisfied with the time they had to wait for an appointment	4	4	N/A	88.9%	89.8%	88.8%

\* This is based on patients treated on this contract for their most recent course of treatment. Figures in italics indicate the base number of FP17s or Patient Questionnaire responses are less than 100. N/A is shown where the base number of responses is less than 10 during the period. % is calculated as Quantity/Base number\*100

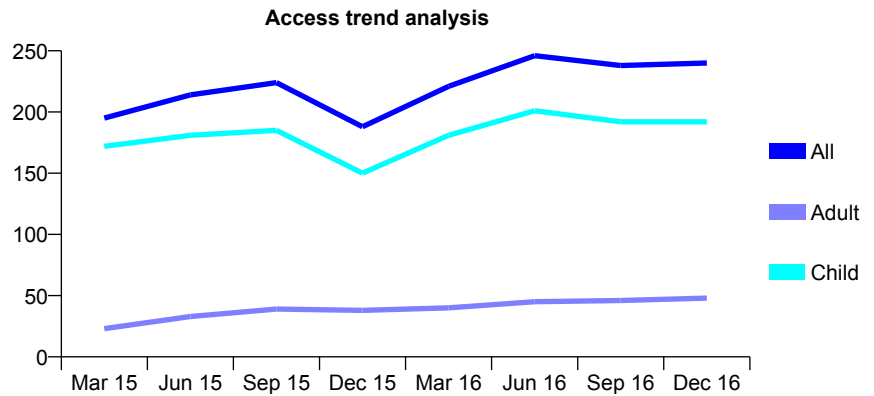
## Q47 - Vital Signs At a Glance Contract Report for 110302/0002 - December 2016

Name or company name	Kirkham Dental Care
Contract type name	GDS Contract
Purpose of contract	General
Contract start date	01/08/2014
Contract end date	

16/17 Contracted general activity (UDA)	850
Carry forward general activity (UDA)	0
16/17 Contracted orthodontic activity (UOA)	0
Carry forward orthodontic activity (UOA)	0
Baseline contract value	£19,028.96

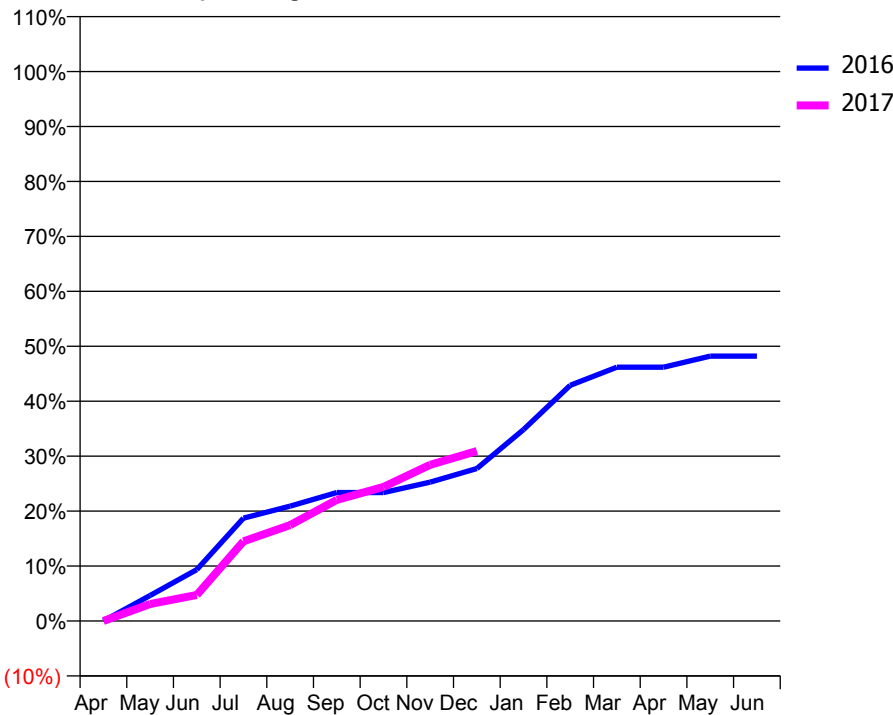
### ACCESS\*

Patients seen in 24 months	Total	Change since previous quarter
Quarter ending December 2015	188	
Quarter ending March 2016	221	↑
Quarter ending June 2016	246	↑
Quarter ending September 2016	238	↓
Quarter ending December 2016	240	→
<b>Variance since December 2015</b>	<b>27.7%</b>	<b>↑</b>



### ACTIVITY

Cumulative percentage of contracted UDA delivered 2016 & 2017



Month	Adjusted Scheduled Activity (UDA)	
	2016	2017
April	0	0
May	39	26
June	80	40
July	159	123
August	178	148
September	199	187
October	199	207
November	215	242
December	236	263
January	296	
February	365	
March	393	
April	393	
May	410	
June	410	

### QUALITY

	Quantity	Base Number	Contract	AT	Region	England
% of FP17s for the same patient ID Re-attending within 3 months - Children	12	216	5.6%	13.0%	13.4%	12.4%
% of FP17s for the same patient ID Re-attending within 3 months - Adults	0	18	0.0%	17.4%	17.3%	16.6%
% of FP17s for the same patient ID Re-attending between 3 & 9 months - Children	127	216	58.8%	57.2%	58.9%	57.5%
% of FP17s for the same patient ID Re-attending between 3 & 9 months - Adults	8	18	44.4%	50.9%	52.5%	50.4%
% of FP17s for Band 1 Urgent Courses	9	217	4.1%	11.0%	9.3%	9.1%
% of FP17s Relating to Free Repair or Replacements	0	217	0.0%	0.9%	1.0%	0.8%
% of FP17s Relating to Continuations	6	217	2.8%	1.3%	1.5%	1.3%
% of Patients satisfied with the dentistry they have received	0	0	N/A	92.3%	93.1%	92.7%
% of Patients satisfied with the time they had to wait for an appointment	0	0	N/A	88.9%	89.8%	88.8%

\* This is based on patients treated on this contract for their most recent course of treatment. Figures in italics indicate the base number of FP17s or Patient Questionnaire responses are less than 100. N/A is shown where the base number of responses is less than 10 during the period. % is calculated as Quantity/Base number\*100



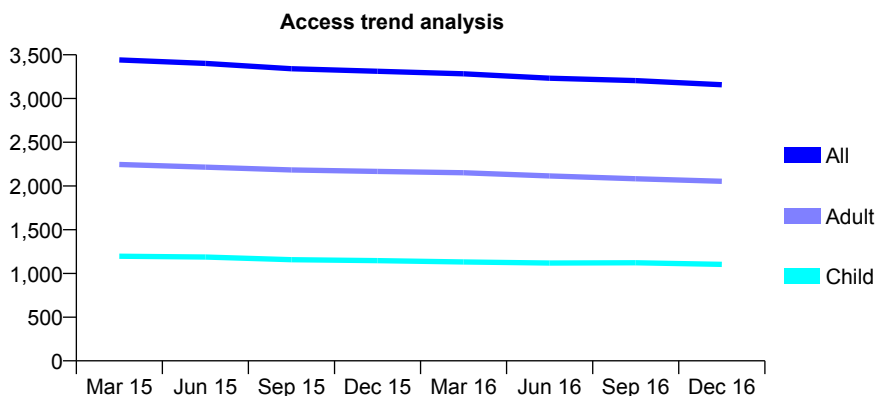
## Q47 - Vital Signs At a Glance Contract Report for 11198/0001 - December 2016

Name or company name	Barrowford Dental Practice
Contract type name	GDS Contract
Purpose of contract	General
Contract start date	01/08/2009
Contract end date	

16/17 Contracted general activity (UDA)	8,000
Carry forward general activity (UDA)	0
16/17 Contracted orthodontic activity (UOA)	0
Carry forward orthodontic activity (UOA)	0
Baseline contract value	£233,394.51

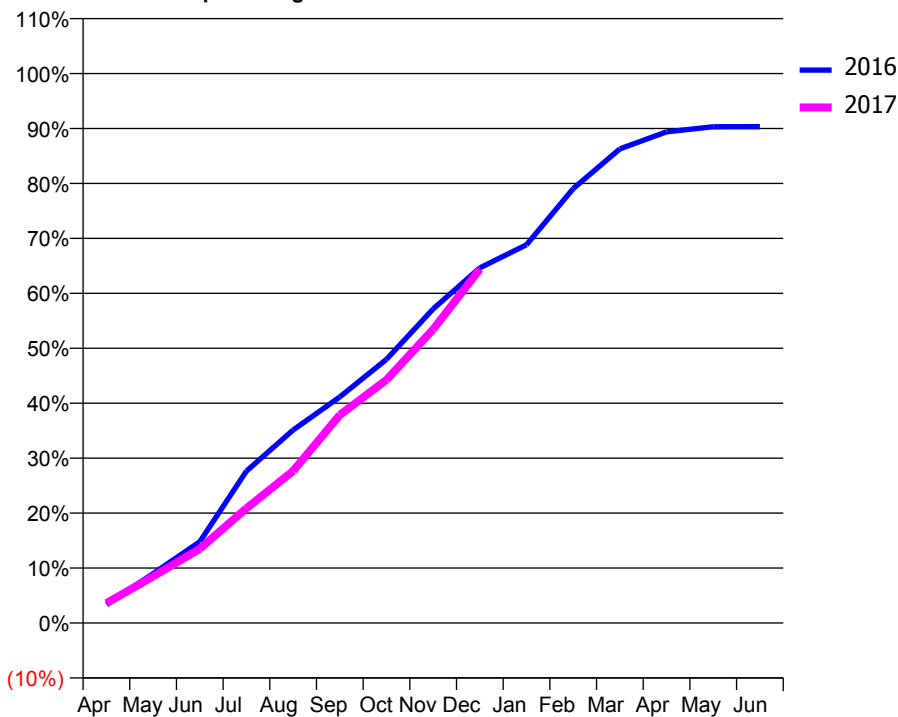
### ACCESS\*

Patients seen in 24 months	Total	Change since previous quarter
Quarter ending December 2015	3,312	
Quarter ending March 2016	3,282	→
Quarter ending June 2016	3,233	↓
Quarter ending September 2016	3,205	→
Quarter ending December 2016	3,157	↓
<b>Variance since December 2015</b>	<b>(4.7%)</b>	<b>↓</b>



### ACTIVITY

Cumulative percentage of contracted UDA delivered 2016 & 2017



Adjusted Scheduled Activity (UDA)

Month	2016	2017
April	270	288
May	719	678
June	1,184	1,080
July	2,212	1,670
August	2,810	2,215
September	3,292	3,029
October	3,840	3,541
November	4,573	4,277
December	5,171	5,152
January	5,507	
February	6,324	
March	6,903	
April	7,151	
May	7,225	
June	7,226	

### QUALITY

	Quantity	Base Number	Contract	AT	Region	England
% of FP17s for the same patient ID Re-attending within 3 months - Children	118	1,260	9.4%	13.0%	13.4%	12.4%
% of FP17s for the same patient ID Re-attending within 3 months - Adults	306	2,013	15.2%	17.4%	17.3%	16.6%
% of FP17s for the same patient ID Re-attending between 3 & 9 months - Children	697	1,260	55.3%	57.2%	58.9%	57.5%
% of FP17s for the same patient ID Re-attending between 3 & 9 months - Adults	1,055	2,013	52.4%	50.9%	52.5%	50.4%
% of FP17s for Band 1 Urgent Courses	279	2,548	10.9%	11.0%	9.3%	9.1%
% of FP17s Relating to Free Repair or Replacements	32	2,548	1.3%	0.9%	1.0%	0.8%
% of FP17s Relating to Continuations	14	2,548	0.5%	1.3%	1.5%	1.3%
% of Patients satisfied with the dentistry they have received	7	7	N/A	92.3%	93.1%	92.7%
% of Patients satisfied with the time they had to wait for an appointment	6	7	N/A	88.9%	89.8%	88.8%

\* This is based on patients treated on this contract for their most recent course of treatment. Figures in italics indicate the base number of FP17s or Patient Questionnaire responses are less than 100. N/A is shown where the base number of responses is less than 10 during the period. % is calculated as Quantity/Base number\*100



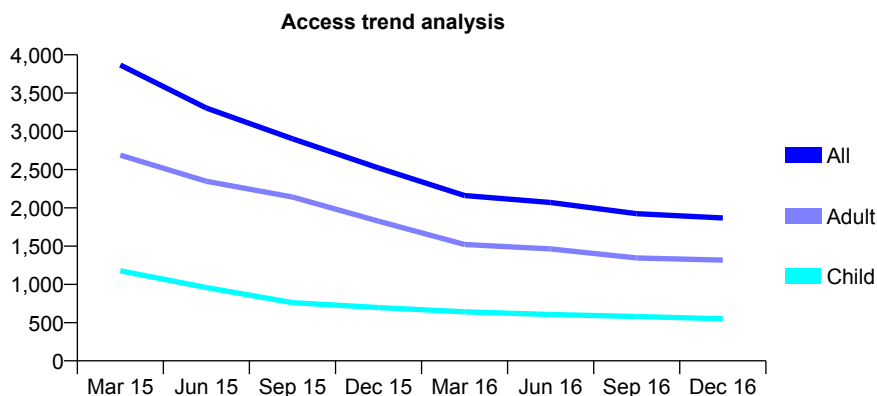
## Q47 - Vital Signs At a Glance Contract Report for 111228/0001 - December 2016

Name or company name	Deepdale Dental
Contract type name	GDS Contract
Purpose of contract	General
Contract start date	01/07/2010
Contract end date	

16/17 Contracted general activity (UDA)	10,471
Carry forward general activity (UDA)	0
16/17 Contracted orthodontic activity (UOA)	0
Carry forward orthodontic activity (UOA)	0
Baseline contract value	£251,660.93

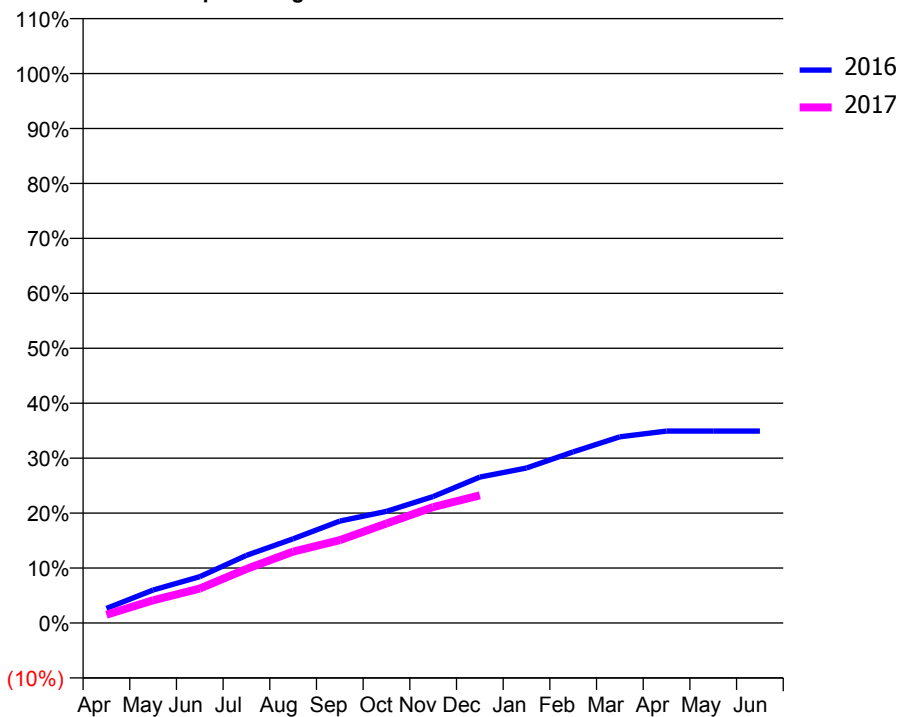
### ACCESS\*

Patients seen in 24 months	Total	Change since previous quarter
Quarter ending December 2015	2,521	
Quarter ending March 2016	2,161	↓
Quarter ending June 2016	2,069	↓
Quarter ending September 2016	1,923	↓
Quarter ending December 2016	1,867	↓
<b>Variance since December 2015</b>	<b>(25.9%)</b>	<b>↓</b>



### ACTIVITY

Cumulative percentage of contracted UDA delivered 2016 & 2017



Month	Adjusted Scheduled Activity (UDA)	
	2016	2017
April	277	159
May	629	433
June	883	658
July	1,291	1,029
August	1,605	1,361
September	1,942	1,579
October	2,129	1,898
November	2,409	2,209
December	2,782	2,433
January	2,955	
February	3,262	
March	3,549	
April	3,659	
May	3,659	
June	3,659	

### QUALITY

	Quantity	Base Number	Contract	AT	Region	England
% of FP17s for the same patient ID Re-attending within 3 months - Children	49	619	7.9%	13.0%	13.4%	12.4%
% of FP17s for the same patient ID Re-attending within 3 months - Adults	132	656	20.1%	17.4%	17.3%	16.6%
% of FP17s for the same patient ID Re-attending between 3 & 9 months - Children	385	619	62.2%	57.2%	58.9%	57.5%
% of FP17s for the same patient ID Re-attending between 3 & 9 months - Adults	347	656	52.9%	50.9%	52.5%	50.4%
% of FP17s for Band 1 Urgent Courses	122	1,220	10.0%	11.0%	9.3%	9.1%
% of FP17s Relating to Free Repair or Replacements	0	1,220	0.0%	0.9%	1.0%	0.8%
% of FP17s Relating to Continuations	33	1,220	2.7%	1.3%	1.5%	1.3%
% of Patients satisfied with the dentistry they have received	5	5	N/A	92.3%	93.1%	92.7%
% of Patients satisfied with the time they had to wait for an appointment	4	5	N/A	88.9%	89.8%	88.8%

\* This is based on patients treated on this contract for their most recent course of treatment. Figures in italics indicate the base number of FP17s or Patient Questionnaire responses are less than 100. N/A is shown where the base number of responses is less than 10 during the period. % is calculated as Quantity/Base number\*100

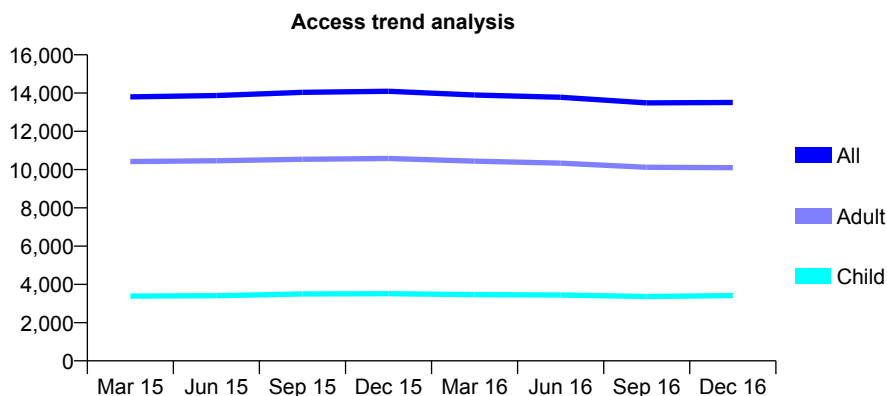
## Q47 - Vital Signs At a Glance Contract Report for 111341/0001 - December 2016

Name or company name	Quest Dental
Contract type name	GDS Contract
Purpose of contract	General
Contract start date	01/12/2009
Contract end date	

16/17 Contracted general activity (UDA)	39,000
Carry forward general activity (UDA)	-780
16/17 Contracted orthodontic activity (UOA)	0
Carry forward orthodontic activity (UOA)	0
Baseline contract value	£1,602,125.77

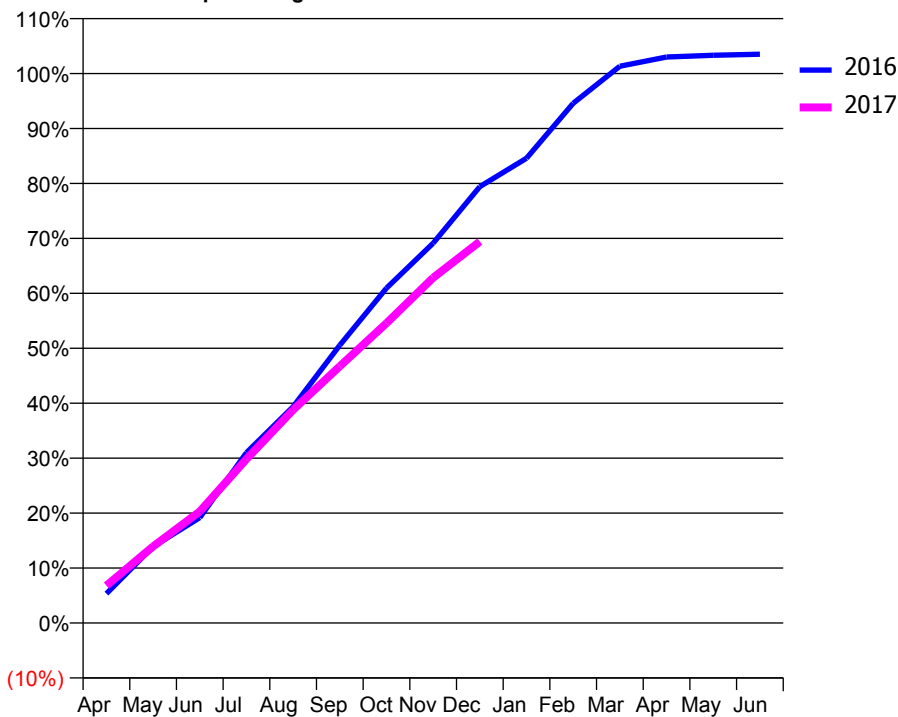
### ACCESS\*

Patients seen in 24 months	Total	Change since previous quarter
Quarter ending December 2015	14,091	
Quarter ending March 2016	13,901	↓
Quarter ending June 2016	13,778	→
Quarter ending September 2016	13,488	↓
Quarter ending December 2016	13,507	→
<b>Variance since December 2015</b>	<b>(4.1%)</b>	<b>↓</b>



### ACTIVITY

Cumulative percentage of contracted UDA delivered 2016 & 2017



Month	Adjusted Scheduled Activity (UDA)	
	2016	2017
April	2,087	2,654
May	5,419	5,434
June	7,480	7,918
July	12,088	11,632
August	15,356	15,132
September	19,714	18,222
October	23,771	21,281
November	26,963	24,511
December	30,971	27,068
January	32,989	
February	36,883	
March	39,520	
April	40,172	
May	40,290	
June	40,365	

### QUALITY

	Quantity	Base Number	Contract	AT	Region	England
% of FP17s for the same patient ID Re-attending within 3 months - Children	264	3,603	7.3%	13.0%	13.4%	12.4%
% of FP17s for the same patient ID Re-attending within 3 months - Adults	1,898	10,275	18.5%	17.4%	17.3%	16.6%
% of FP17s for the same patient ID Re-attending between 3 & 9 months - Children	2,153	3,603	59.8%	57.2%	58.9%	57.5%
% of FP17s for the same patient ID Re-attending between 3 & 9 months - Adults	5,318	10,275	51.8%	50.9%	52.5%	50.4%
% of FP17s for Band 1 Urgent Courses	1,784	13,187	13.5%	11.0%	9.3%	9.1%
% of FP17s Relating to Free Repair or Replacements	188	13,187	1.4%	0.9%	1.0%	0.8%
% of FP17s Relating to Continuations	119	13,187	0.9%	1.3%	1.5%	1.3%
% of Patients satisfied with the dentistry they have received	16	16	100.0%	92.3%	93.1%	92.7%
% of Patients satisfied with the time they had to wait for an appointment	16	16	100.0%	88.9%	89.8%	88.8%

\* This is based on patients treated on this contract for their most recent course of treatment. Figures in italics indicate the base number of FP17s or Patient Questionnaire responses are less than 100. N/A is shown where the base number of responses is less than 10 during the period. % is calculated as Quantity/Base number\*100

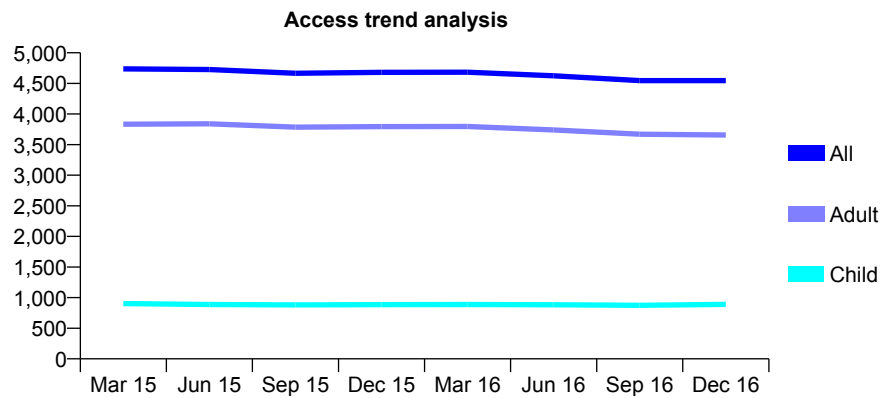
## Q47 - Vital Signs At a Glance Contract Report for 113107/0001 - December 2016

Name or company name	Moor Park Dental Surgery
Contract type name	GDS Contract
Purpose of contract	General
Contract start date	01/04/2013
Contract end date	

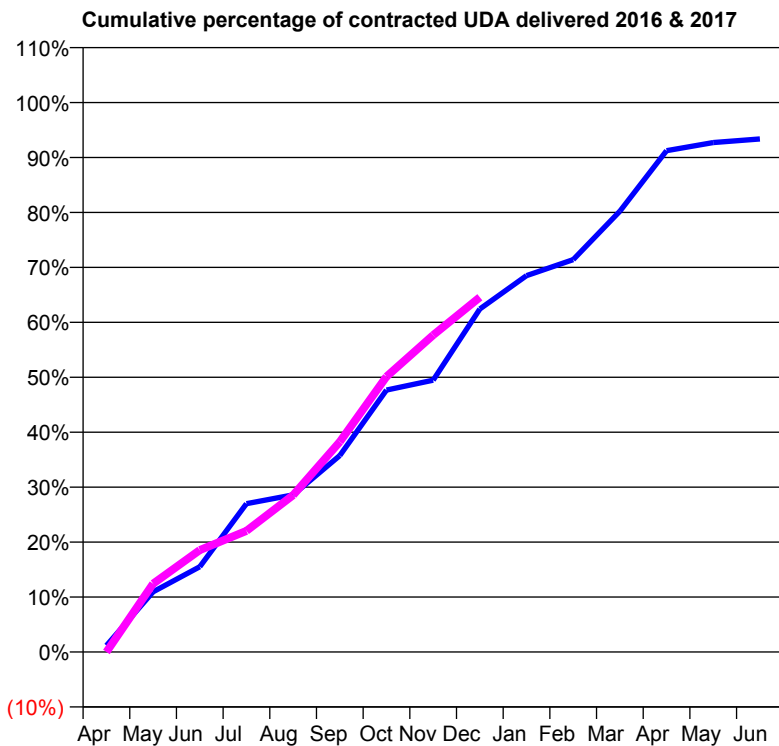
16/17 Contracted general activity (UDA)	15,830
Carry forward general activity (UDA)	0
16/17 Contracted orthodontic activity (UOA)	0
Carry forward orthodontic activity (UOA)	0
Baseline contract value	£355,165.84

### ACCESS\*

Patients seen in 24 months	Total	Change since previous quarter
Quarter ending December 2015	4,680	
Quarter ending March 2016	4,684	→
Quarter ending June 2016	4,624	↓
Quarter ending September 2016	4,545	↓
Quarter ending December 2016	4,546	→
<b>Variance since December 2015</b>	<b>(2.9%)</b>	<b>↓</b>



### ACTIVITY



Month	Adjusted Scheduled Activity (UDA)	
	2016	2017
April	185	0
May	1,734	1,968
June	2,458	2,938
July	4,272	3,492
August	4,526	4,521
September	5,661	6,057
October	7,548	7,936
November	7,829	9,130
December	9,882	10,221
January	10,843	
February	11,304	
March	12,698	
April	14,443	
May	14,676	
June	14,779	

### QUALITY

	Quantity	Base Number	Contract	AT	Region	England
% of FP17s for the same patient ID Re-attending within 3 months - Children	109	1,062	10.3%	13.0%	13.4%	12.4%
% of FP17s for the same patient ID Re-attending within 3 months - Adults	710	4,005	17.7%	17.4%	17.3%	16.6%
% of FP17s for the same patient ID Re-attending between 3 & 9 months - Children	565	1,062	53.2%	57.2%	58.9%	57.5%
% of FP17s for the same patient ID Re-attending between 3 & 9 months - Adults	1,991	4,005	49.7%	50.9%	52.5%	50.4%
% of FP17s for Band 1 Urgent Courses	453	4,286	10.6%	11.0%	9.3%	9.1%
% of FP17s Relating to Free Repair or Replacements	158	4,286	3.7%	0.9%	1.0%	0.8%
% of FP17s Relating to Continuations	28	4,286	0.7%	1.3%	1.5%	1.3%
% of Patients satisfied with the dentistry they have received	8	9	N/A	92.3%	93.1%	92.7%
% of Patients satisfied with the time they had to wait for an appointment	7	9	N/A	88.9%	89.8%	88.8%

\* This is based on patients treated on this contract for their most recent course of treatment. Figures in italics indicate the base number of FP17s or Patient Questionnaire responses are less than 100. N/A is shown where the base number of responses is less than 10 during the period. % is calculated as Quantity/Base number\*100

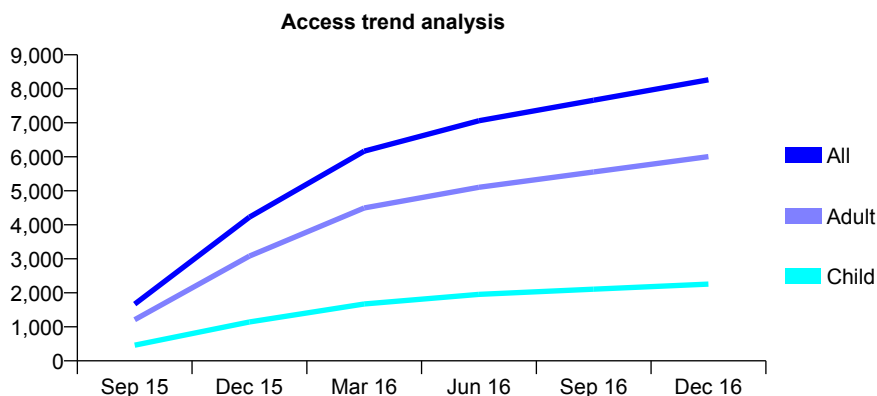
## Q47 - Vital Signs At a Glance Contract Report for 117382/0001 - December 2016

Name or company name	Drakes Dental Care
Contract type name	GDS Contract
Purpose of contract	General
Contract start date	01/08/2015
Contract end date	

16/17 Contracted general activity (UDA)	28,636
Carry forward general activity (UDA)	129
16/17 Contracted orthodontic activity (UOA)	0
Carry forward orthodontic activity (UOA)	0
Baseline contract value	£654,941.98

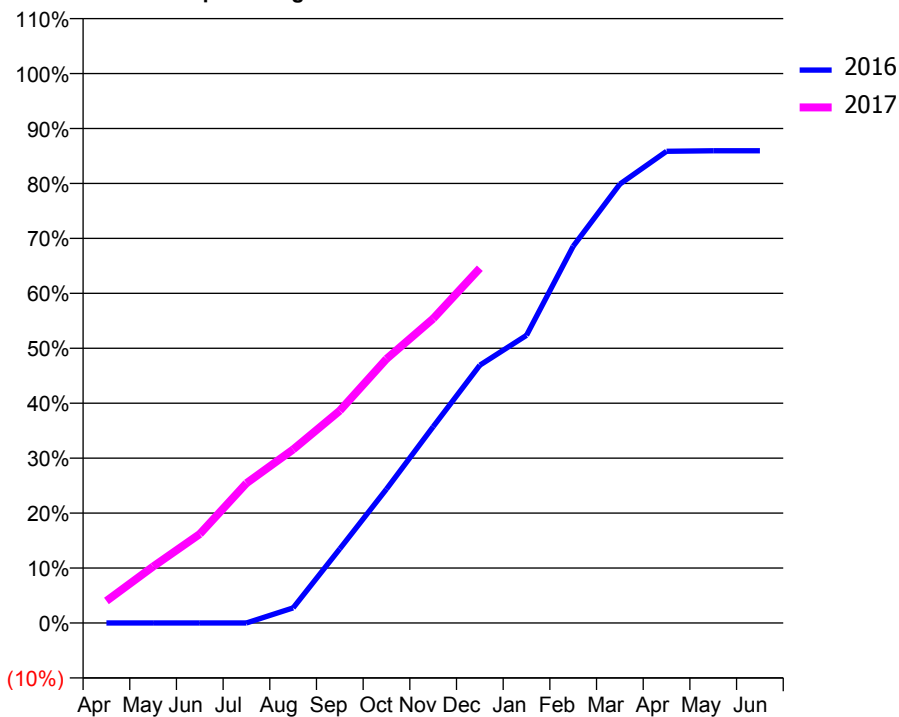
### ACCESS\*

Patients seen in 24 months	Total	Change since previous quarter
Quarter ending December 2015	4,224	
Quarter ending March 2016	6,167	↑
Quarter ending June 2016	7,059	↑
Quarter ending September 2016	7,664	↑
Quarter ending December 2016	8,264	↑
<b>Variance since December 2015</b>	<b>95.6%</b>	<b>↑</b>



### ACTIVITY

Cumulative percentage of contracted UDA delivered 2016 & 2017



Month	Adjusted Scheduled Activity (UDA)	
	2016	2017
April	0	1,147
May	0	2,945
June	0	4,636
July	0	7,288
August	501	9,044
September	2,465	11,065
October	4,450	13,760
November	6,523	15,863
December	8,565	18,488
January	9,556	
February	12,517	
March	14,582	
April	15,670	
May	15,687	
June	15,687	

### QUALITY

	Quantity	Base Number	Contract	AT	Region	England
% of FP17s for the same patient ID Re-attending within 3 months - Children	206	2,860	7.2%	13.0%	13.4%	12.4%
% of FP17s for the same patient ID Re-attending within 3 months - Adults	961	7,609	12.6%	17.4%	17.3%	16.6%
% of FP17s for the same patient ID Re-attending between 3 & 9 months - Children	1,644	2,860	57.5%	57.2%	58.9%	57.5%
% of FP17s for the same patient ID Re-attending between 3 & 9 months - Adults	4,354	7,609	57.2%	50.9%	52.5%	50.4%
% of FP17s for Band 1 Urgent Courses	614	9,965	6.2%	11.0%	9.3%	9.1%
% of FP17s Relating to Free Repair or Replacements	166	9,965	1.7%	0.9%	1.0%	0.8%
% of FP17s Relating to Continuations	36	9,965	0.4%	1.3%	1.5%	1.3%
% of Patients satisfied with the dentistry they have received	9	12	75.0%	92.3%	93.1%	92.7%
% of Patients satisfied with the time they had to wait for an appointment	8	12	66.7%	88.9%	89.8%	88.8%

\* This is based on patients treated on this contract for their most recent course of treatment. Figures in italics indicate the base number of FP17s or Patient Questionnaire responses are less than 100. N/A is shown where the base number of responses is less than 10 during the period. % is calculated as Quantity/Base number\*100

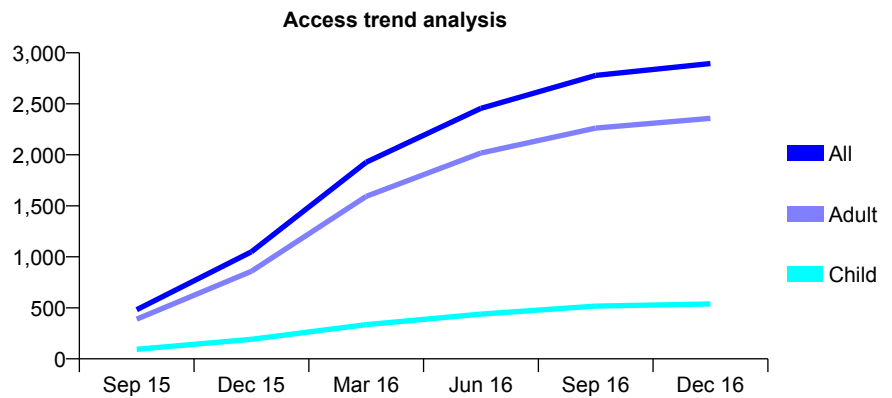
## Q47 - Vital Signs At a Glance Contract Report for 117730/0001 - December 2016

Name or company name	Synergy Dental Clinic Ormskirk Ltd
Contract type name	GDS Contract
Purpose of contract	General
Contract start date	01/08/2015
Contract end date	

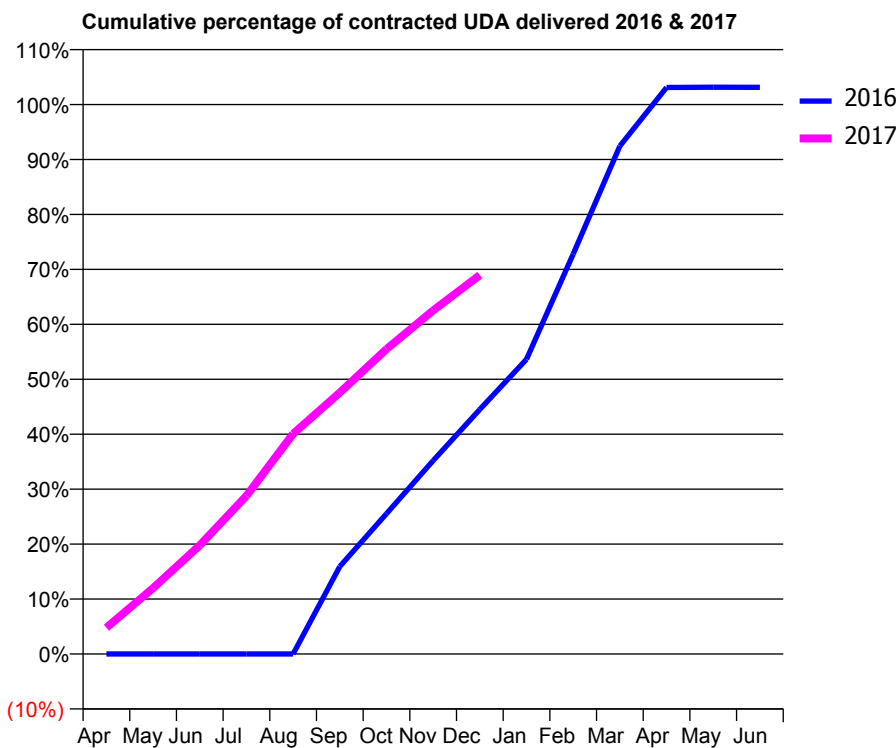
16/17 Contracted general activity (UDA)	10,500
Carry forward general activity (UDA)	0
16/17 Contracted orthodontic activity (UOA)	0
Carry forward orthodontic activity (UOA)	0
Baseline contract value	£296,051.23

### ACCESS\*

Patients seen in 24 months	Total	Change since previous quarter
Quarter ending December 2015	1,049	
Quarter ending March 2016	1,928	↑
Quarter ending June 2016	2,456	↑
Quarter ending September 2016	2,779	↑
Quarter ending December 2016	2,895	↑
<b>Variance since December 2015</b>	<b>176.0%</b>	<b>↑</b>



### ACTIVITY



Month	Adjusted Scheduled Activity (UDA)	
	2016	2017
April	0	502
May	0	1,261
June	0	2,077
July	0	3,022
August	0	4,209
September	1,115	4,995
October	1,788	5,825
November	2,465	6,564
December	3,116	7,240
January	3,756	
February	5,095	
March	6,471	
April	7,217	
May	7,220	
June	7,219	

### QUALITY

	Quantity	Base Number	Contract	AT	Region	England
% of FP17s for the same patient ID Re-attending within 3 months - Children	40	603	6.6%	13.0%	13.4%	12.4%
% of FP17s for the same patient ID Re-attending within 3 months - Adults	392	2,846	13.8%	17.4%	17.3%	16.6%
% of FP17s for the same patient ID Re-attending between 3 & 9 months - Children	274	603	45.4%	57.2%	58.9%	57.5%
% of FP17s for the same patient ID Re-attending between 3 & 9 months - Adults	1,432	2,846	50.3%	50.9%	52.5%	50.4%
% of FP17s for Band 1 Urgent Courses	139	3,215	4.3%	11.0%	9.3%	9.1%
% of FP17s Relating to Free Repair or Replacements	62	3,215	1.9%	0.9%	1.0%	0.8%
% of FP17s Relating to Continuations	63	3,215	2.0%	1.3%	1.5%	1.3%
% of Patients satisfied with the dentistry they have received	12	13	92.3%	92.3%	93.1%	92.7%
% of Patients satisfied with the time they had to wait for an appointment	12	13	92.3%	88.9%	89.8%	88.8%

\* This is based on patients treated on this contract for their most recent course of treatment. Figures in italics indicate the base number of FP17s or Patient Questionnaire responses are less than 100. N/A is shown where the base number of responses is less than 10 during the period. % is calculated as Quantity/Base number\*100

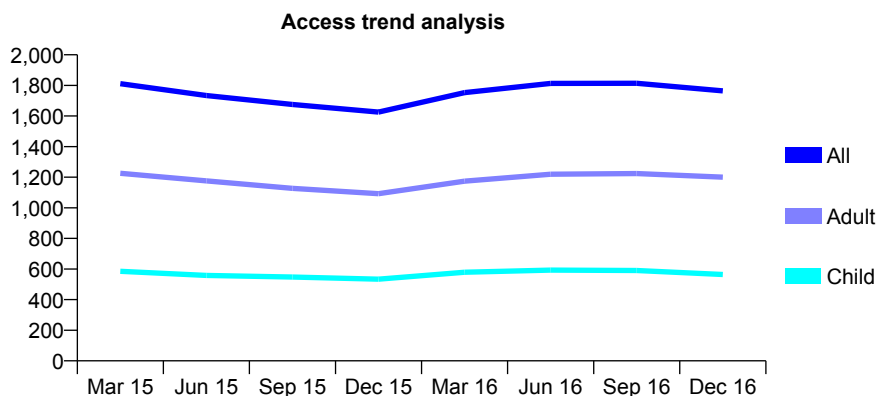
## Q47 - Vital Signs At a Glance Contract Report for 118060/0021 - December 2016

Name or company name	Genix Healthcare Ltd
Contract type name	PDS Contract
Purpose of contract	General
Contract start date	20/09/2010
Contract end date	19/09/2020

16/17 Contracted general activity (UDA)	5,940
Carry forward general activity (UDA)	0
16/17 Contracted orthodontic activity (UOA)	0
Carry forward orthodontic activity (UOA)	0
Baseline contract value	£294,844.21

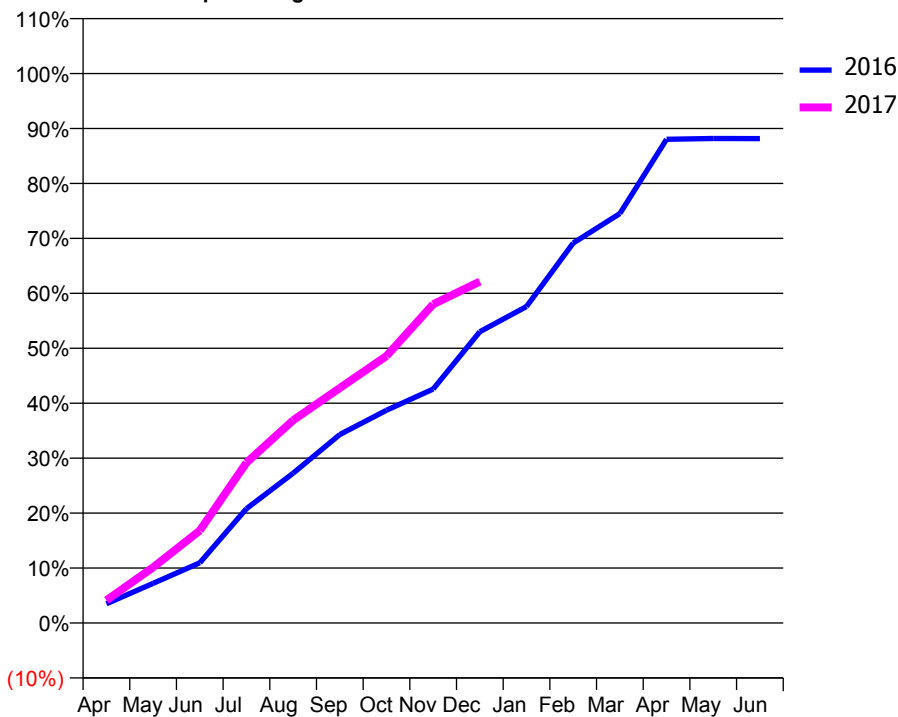
### ACCESS\*

Patients seen in 24 months	Total	Change since previous quarter
Quarter ending December 2015	1,626	
Quarter ending March 2016	1,753	↑
Quarter ending June 2016	1,813	↑
Quarter ending September 2016	1,814	→
Quarter ending December 2016	1,764	↓
<b>Variance since December 2015</b>	<b>8.5%</b>	<b>↑</b>



### ACTIVITY

Cumulative percentage of contracted UDA delivered 2016 & 2017



Month	Adjusted Scheduled Activity (UDA)	
	2016	2017
April	190	246
May	390	601
June	592	1,000
July	1,124	1,733
August	1,472	2,192
September	1,853	2,541
October	2,091	2,887
November	2,299	3,445
December	2,863	3,691
January	3,111	
February	3,734	
March	4,023	
April	4,753	
May	4,761	
June	4,760	

### QUALITY

	Quantity	Base Number	Contract	AT	Region	England
% of FP17s for the same patient ID Re-attending within 3 months - Children	95	745	12.8%	13.0%	13.4%	12.4%
% of FP17s for the same patient ID Re-attending within 3 months - Adults	338	1,540	21.9%	17.4%	17.3%	16.6%
% of FP17s for the same patient ID Re-attending between 3 & 9 months - Children	334	745	44.8%	57.2%	58.9%	57.5%
% of FP17s for the same patient ID Re-attending between 3 & 9 months - Adults	595	1,540	38.6%	50.9%	52.5%	50.4%
% of FP17s for Band 1 Urgent Courses	186	1,736	10.7%	11.0%	9.3%	9.1%
% of FP17s Relating to Free Repair or Replacements	13	1,736	0.7%	0.9%	1.0%	0.8%
% of FP17s Relating to Continuations	14	1,736	0.8%	1.3%	1.5%	1.3%
% of Patients satisfied with the dentistry they have received	0	0	N/A	92.3%	93.1%	92.7%
% of Patients satisfied with the time they had to wait for an appointment	0	0	N/A	88.9%	89.8%	88.8%

\* This is based on patients treated on this contract for their most recent course of treatment. Figures in italics indicate the base number of FP17s or Patient Questionnaire responses are less than 100. N/A is shown where the base number of responses is less than 10 during the period. % is calculated as Quantity/Base number\*100

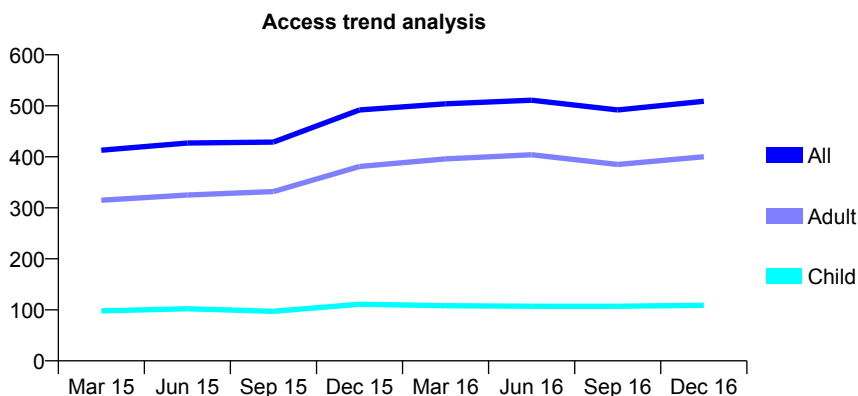
## Q47 - Vital Signs At a Glance Contract Report for 118060/0022 - December 2016

Name or company name	Genix Healthcare Ltd
Contract type name	PDS Contract
Purpose of contract	General
Contract start date	20/09/2010
Contract end date	

16/17 Contracted general activity (UDA)	4,100
Carry forward general activity (UDA)	0
16/17 Contracted orthodontic activity (UOA)	0
Carry forward orthodontic activity (UOA)	0
Baseline contract value	£213,541.44

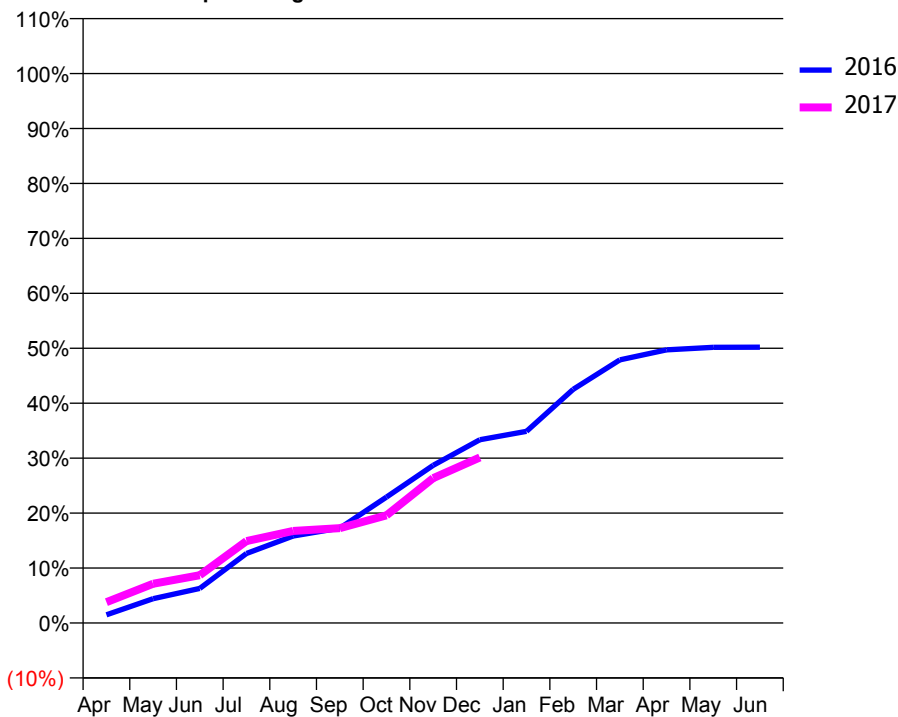
### ACCESS\*

Patients seen in 24 months	Total	Change since previous quarter
Quarter ending December 2015	492	
Quarter ending March 2016	504	↑
Quarter ending June 2016	511	→
Quarter ending September 2016	492	↓
Quarter ending December 2016	509	↑
<b>Variance since December 2015</b>	<b>3.5%</b>	<b>↑</b>



### ACTIVITY

Cumulative percentage of contracted UDA delivered 2016 & 2017



Month	Adjusted Scheduled Activity (UDA)	
	2016	2017
April	61	156
May	181	293
June	258	357
July	519	612
August	649	687
September	708	708
October	940	804
November	1,177	1,081
December	1,367	1,235
January	1,430	
February	1,744	
March	1,964	
April	2,038	
May	2,057	
June	2,058	

### QUALITY

	Quantity	Base Number	Contract	AT	Region	England
% of FP17s for the same patient ID Re-attending within 3 months - Children	9	112	8.0%	13.0%	13.4%	12.4%
% of FP17s for the same patient ID Re-attending within 3 months - Adults	27	346	7.8%	17.4%	17.3%	16.6%
% of FP17s for the same patient ID Re-attending between 3 & 9 months - Children	28	112	25.0%	57.2%	58.9%	57.5%
% of FP17s for the same patient ID Re-attending between 3 & 9 months - Adults	114	346	32.9%	50.9%	52.5%	50.4%
% of FP17s for Band 1 Urgent Courses	34	436	7.8%	11.0%	9.3%	9.1%
% of FP17s Relating to Free Repair or Replacements	6	436	1.4%	0.9%	1.0%	0.8%
% of FP17s Relating to Continuations	4	436	0.9%	1.3%	1.5%	1.3%
% of Patients satisfied with the dentistry they have received	1	1	N/A	92.3%	93.1%	92.7%
% of Patients satisfied with the time they had to wait for an appointment	1	1	N/A	88.9%	89.8%	88.8%

\* This is based on patients treated on this contract for their most recent course of treatment. Figures in italics indicate the base number of FP17s or Patient Questionnaire responses are less than 100. N/A is shown where the base number of responses is less than 10 during the period. % is calculated as Quantity/Base number\*100



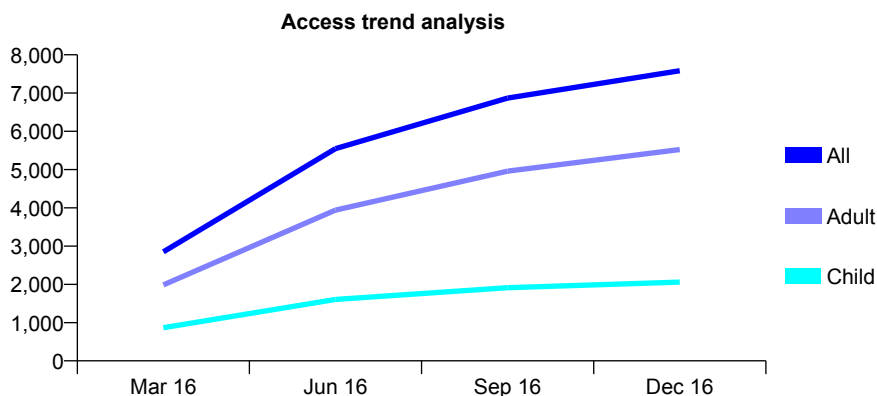
## Q47 - Vital Signs At a Glance Contract Report for 121282/0001 - December 2016

Name or company name	Sandy Lane Dental Practice
Contract type name	GDS Contract
Purpose of contract	General and Orthodontic
Contract start date	19/01/2016
Contract end date	

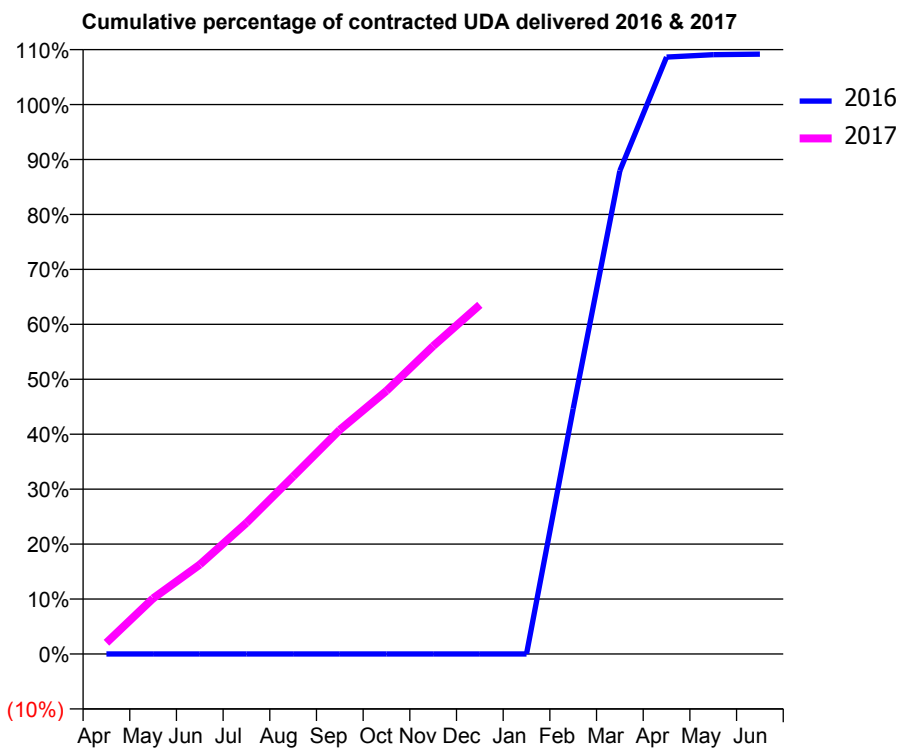
16/17 Contracted general activity (UDA)	25,460
Carry forward general activity (UDA)	877
16/17 Contracted orthodontic activity (UOA)	322
Carry forward orthodontic activity (UOA)	0
Baseline contract value	£755,965.37

### ACCESS\*

Patients seen in 24 months	Total	Change since previous quarter
Quarter ending December 2015	0	
Quarter ending March 2016	2,851	
Quarter ending June 2016	5,546	↑
Quarter ending September 2016	6,870	↑
Quarter ending December 2016	7,585	↑
<b>Variance since December 2015</b>	N/A	



### ACTIVITY



Month	Adjusted Scheduled Activity (UDA)	
	2016	2017
April	0	522
May	0	2,580
June	0	4,140
July	0	6,079
August	0	8,226
September	0	10,389
October	0	12,192
November	0	14,269
December	0	16,178
January	0	
February	2,292	
March	4,515	
April	5,576	
May	5,599	
June	5,603	

### QUALITY

	Quantity	Base Number	Contract	AT	Region	England
% of FP17s for the same patient ID Re-attending within 3 months - Children	480	3,075	15.6%	13.0%	13.4%	12.4%
% of FP17s for the same patient ID Re-attending within 3 months - Adults	1,515	7,943	19.1%	17.4%	17.3%	16.6%
% of FP17s for the same patient ID Re-attending between 3 & 9 months - Children	1,120	3,075	36.4%	57.2%	58.9%	57.5%
% of FP17s for the same patient ID Re-attending between 3 & 9 months - Adults	2,551	7,943	32.1%	50.9%	52.5%	50.4%
% of FP17s for Band 1 Urgent Courses	772	9,897	7.8%	11.0%	9.3%	9.1%
% of FP17s Relating to Free Repair or Replacements	112	9,897	1.1%	0.9%	1.0%	0.8%
% of FP17s Relating to Continuations	76	9,897	0.8%	1.3%	1.5%	1.3%
% of Patients satisfied with the dentistry they have received	0	0	N/A	92.3%	93.1%	92.7%
% of Patients satisfied with the time they had to wait for an appointment	0	0	N/A	88.9%	89.8%	88.8%

\* This is based on patients treated on this contract for their most recent course of treatment. Figures in italics indicate the base number of FP17s or Patient Questionnaire responses are less than 100. N/A is shown where the base number of responses is less than 10 during the period. % is calculated as Quantity/Base number\*100



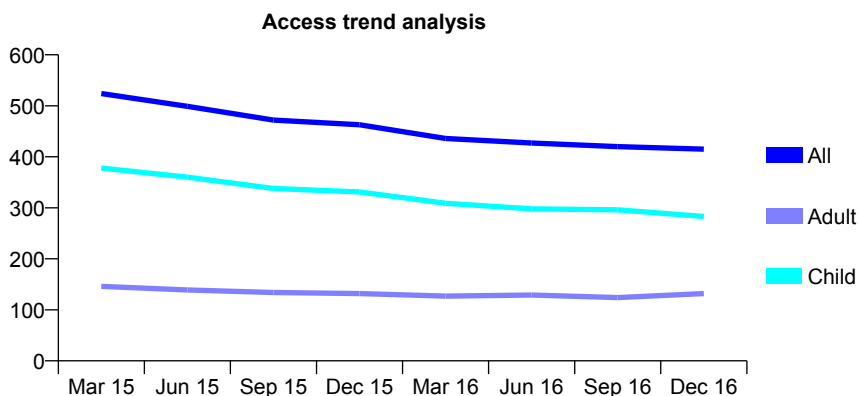
## Q47 - Vital Signs At a Glance Contract Report for 123188/0001 - December 2016

Name or company name	Cramond House Dental Practice
Contract type name	GDS Contract
Purpose of contract	General and Orthodontic
Contract start date	01/04/2011
Contract end date	

16/17 Contracted general activity (UDA)	1,820
Carry forward general activity (UDA)	0
16/17 Contracted orthodontic activity (UOA)	340
Carry forward orthodontic activity (UOA)	-7
Baseline contract value	£62,899.68

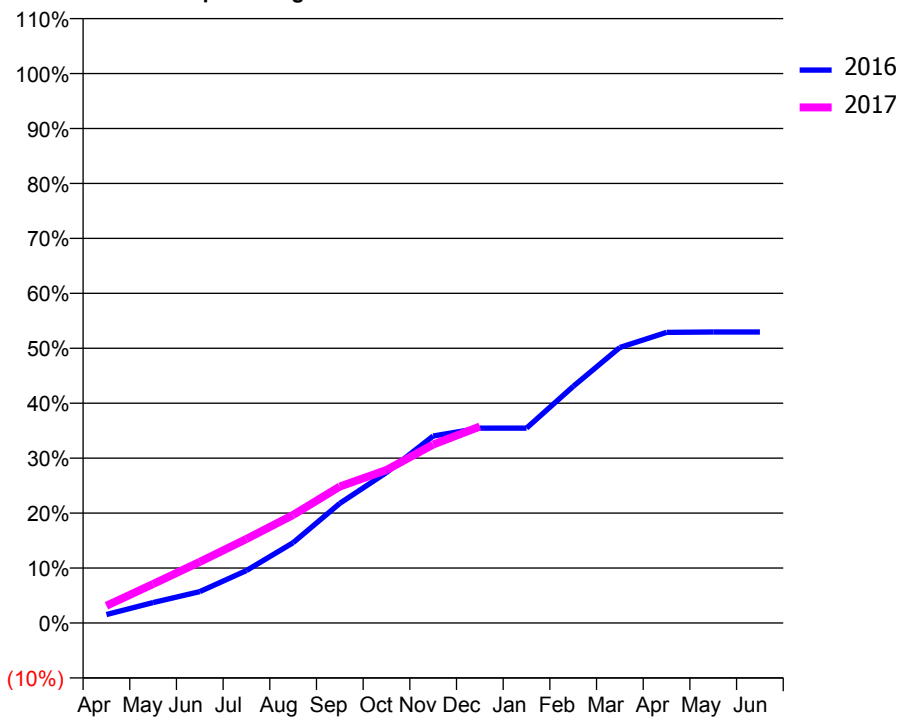
### ACCESS\*

Patients seen in 24 months	Total	Change since previous quarter
Quarter ending December 2015	463	
Quarter ending March 2016	436	↓
Quarter ending June 2016	427	↓
Quarter ending September 2016	420	↓
Quarter ending December 2016	415	↓
<b>Variance since December 2015</b>	<b>(10.4%)</b>	<b>↓</b>



### ACTIVITY

Cumulative percentage of contracted UDA delivered 2016 & 2017



Adjusted Scheduled Activity (UDA)

Month	2016	2017
April	28	57
May	68	129
June	104	202
July	174	279
August	266	358
September	396	452
October	498	507
November	619	591
December	646	651
January	646	
February	784	
March	913	
April	963	
May	964	
June	964	

### QUALITY

	Quantity	Base Number	Contract	AT	Region	England
% of FP17s for the same patient ID Re-attending within 3 months - Children	46	388	11.9%	13.0%	13.4%	12.4%
% of FP17s for the same patient ID Re-attending within 3 months - Adults	7	63	11.1%	17.4%	17.3%	16.6%
% of FP17s for the same patient ID Re-attending between 3 & 9 months - Children	269	388	69.3%	57.2%	58.9%	57.5%
% of FP17s for the same patient ID Re-attending between 3 & 9 months - Adults	37	63	58.7%	50.9%	52.5%	50.4%
% of FP17s for Band 1 Urgent Courses	5	383	1.3%	11.0%	9.3%	9.1%
% of FP17s Relating to Free Repair or Replacements	0	383	0.0%	0.9%	1.0%	0.8%
% of FP17s Relating to Continuations	0	383	0.0%	1.3%	1.5%	1.3%
% of Patients satisfied with the dentistry they have received	0	0	N/A	92.3%	93.1%	92.7%
% of Patients satisfied with the time they had to wait for an appointment	0	0	N/A	88.9%	89.8%	88.8%

\* This is based on patients treated on this contract for their most recent course of treatment. Figures in italics indicate the base number of FP17s or Patient Questionnaire responses are less than 100. N/A is shown where the base number of responses is less than 10 during the period. % is calculated as Quantity/Base number\*100

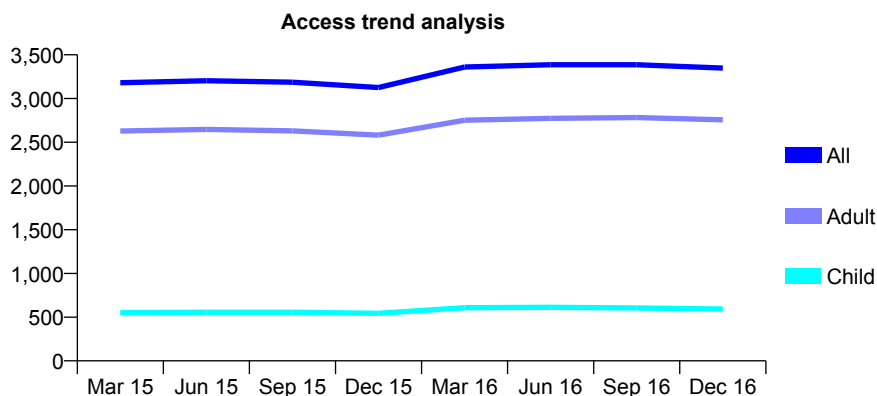
## Q47 - Vital Signs At a Glance Contract Report for 123234/0001 - December 2016

Name or company name	Mr N. Gokul
Contract type name	GDS Contract
Purpose of contract	General
Contract start date	05/01/2009
Contract end date	

16/17 Contracted general activity (UDA)	13,136
Carry forward general activity (UDA)	0
16/17 Contracted orthodontic activity (UOA)	0
Carry forward orthodontic activity (UOA)	0
Baseline contract value	£293,720.56

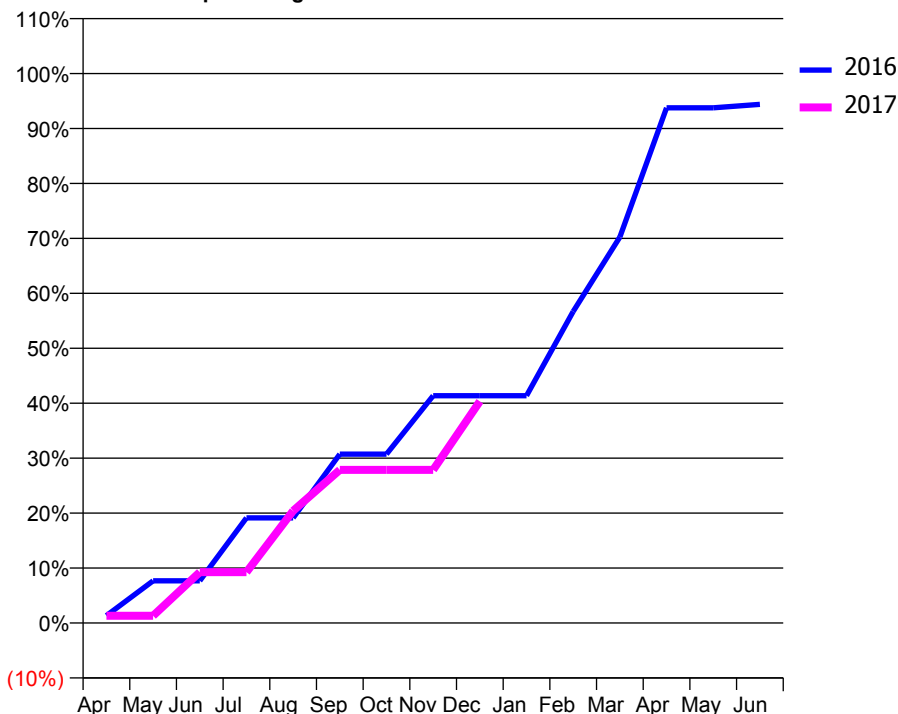
### ACCESS\*

Patients seen in 24 months	Total	Change since previous quarter
Quarter ending December 2015	3,125	
Quarter ending March 2016	3,360	↑
Quarter ending June 2016	3,386	→
Quarter ending September 2016	3,387	→
Quarter ending December 2016	3,349	↓
<b>Variance since December 2015</b>	<b>7.2%</b>	<b>↑</b>



### ACTIVITY

Cumulative percentage of contracted UDA delivered 2016 & 2017



Adjusted Scheduled Activity (UDA)

Month	2016	2017
April	178	174
May	1,010	174
June	1,010	1,217
July	2,514	1,217
August	2,514	2,684
September	4,037	3,660
October	4,037	3,660
November	5,433	3,660
December	5,433	5,301
January	5,433	
February	7,448	
March	9,227	
April	12,317	
May	12,317	
June	12,397	

### QUALITY

	Quantity	Base Number	Contract	AT	Region	England
% of FP17s for the same patient ID Re-attending within 3 months - Children	38	645	5.9%	13.0%	13.4%	12.4%
% of FP17s for the same patient ID Re-attending within 3 months - Adults	596	3,456	17.2%	17.4%	17.3%	16.6%
% of FP17s for the same patient ID Re-attending between 3 & 9 months - Children	412	645	63.9%	57.2%	58.9%	57.5%
% of FP17s for the same patient ID Re-attending between 3 & 9 months - Adults	2,221	3,456	64.3%	50.9%	52.5%	50.4%
% of FP17s for Band 1 Urgent Courses	170	3,075	5.5%	11.0%	9.3%	9.1%
% of FP17s Relating to Free Repair or Replacements	43	3,075	1.4%	0.9%	1.0%	0.8%
% of FP17s Relating to Continuations	84	3,075	2.7%	1.3%	1.5%	1.3%
% of Patients satisfied with the dentistry they have received	32	36	88.9%	92.3%	93.1%	92.7%
% of Patients satisfied with the time they had to wait for an appointment	34	36	94.4%	88.9%	89.8%	88.8%

\* This is based on patients treated on this contract for their most recent course of treatment. Figures in italics indicate the base number of FP17s or Patient Questionnaire responses are less than 100. N/A is shown where the base number of responses is less than 10 during the period. % is calculated as Quantity/Base number\*100

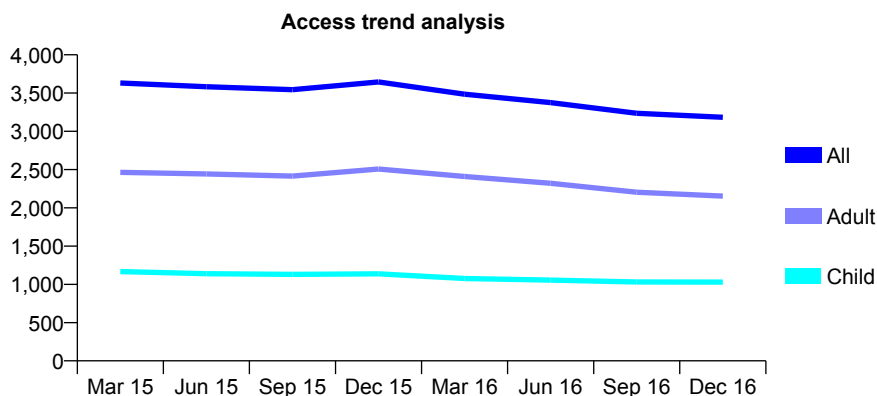
## Q47 - Vital Signs At a Glance Contract Report for 123935/0001 - December 2016

Name or company name	The Smile Clinic Ltd
Contract type name	GDS Contract
Purpose of contract	General
Contract start date	01/04/2012
Contract end date	

16/17 Contracted general activity (UDA)	12,250
Carry forward general activity (UDA)	385
16/17 Contracted orthodontic activity (UOA)	0
Carry forward orthodontic activity (UOA)	0
Baseline contract value	£272,264.55

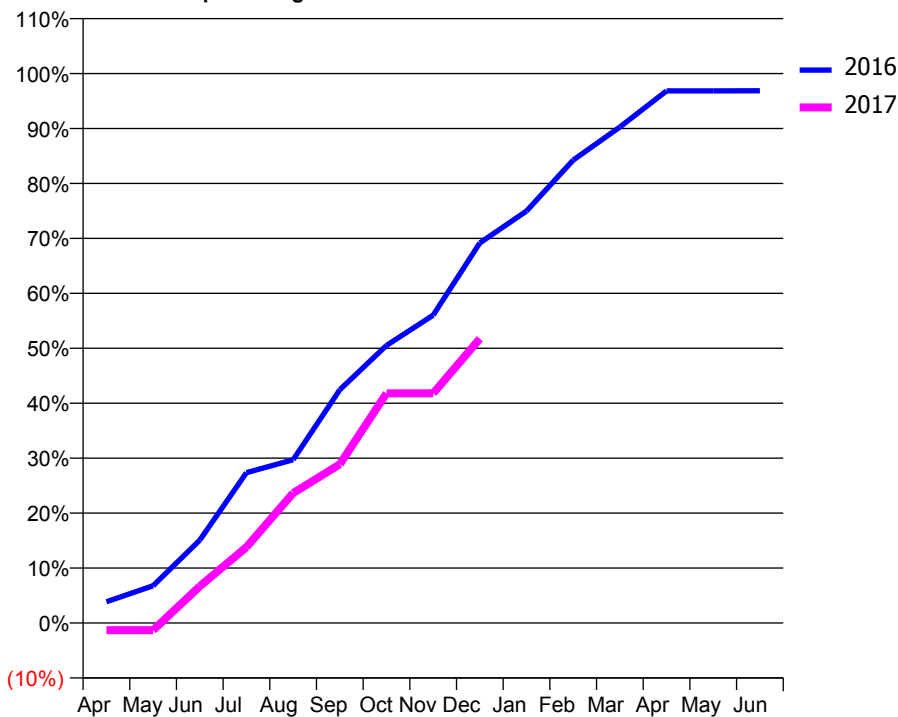
### ACCESS\*

Patients seen in 24 months	Total	Change since previous quarter
Quarter ending December 2015	3,645	
Quarter ending March 2016	3,485	↓
Quarter ending June 2016	3,376	↓
Quarter ending September 2016	3,235	↓
Quarter ending December 2016	3,184	↓
<b>Variance since December 2015</b>	<b>(12.6%)</b>	<b>↓</b>



### ACTIVITY

Cumulative percentage of contracted UDA delivered 2016 & 2017



Month	Adjusted Scheduled Activity (UDA)	
	2016	2017
April	473	-163
May	831	-163
June	1,847	818
July	3,351	1,693
August	3,641	2,898
September	5,200	3,539
October	6,188	5,120
November	6,863	5,120
December	8,473	6,340
January	9,184	
February	10,319	
March	11,057	
April	11,861	
May	11,861	
June	11,865	

### QUALITY

	Quantity	Base Number	Contract	AT	Region	England
% of FP17s for the same patient ID Re-attending within 3 months - Children	106	1,101	9.6%	13.0%	13.4%	12.4%
% of FP17s for the same patient ID Re-attending within 3 months - Adults	381	2,200	17.3%	17.4%	17.3%	16.6%
% of FP17s for the same patient ID Re-attending between 3 & 9 months - Children	620	1,101	56.3%	57.2%	58.9%	57.5%
% of FP17s for the same patient ID Re-attending between 3 & 9 months - Adults	1,137	2,200	51.7%	50.9%	52.5%	50.4%
% of FP17s for Band 1 Urgent Courses	166	2,963	5.6%	11.0%	9.3%	9.1%
% of FP17s Relating to Free Repair or Replacements	56	2,963	1.9%	0.9%	1.0%	0.8%
% of FP17s Relating to Continuations	84	2,963	2.8%	1.3%	1.5%	1.3%
% of Patients satisfied with the dentistry they have received	5	6	N/A	92.3%	93.1%	92.7%
% of Patients satisfied with the time they had to wait for an appointment	5	6	N/A	88.9%	89.8%	88.8%

\* This is based on patients treated on this contract for their most recent course of treatment. Figures in italics indicate the base number of FP17s or Patient Questionnaire responses are less than 100. N/A is shown where the base number of responses is less than 10 during the period. % is calculated as Quantity/Base number\*100

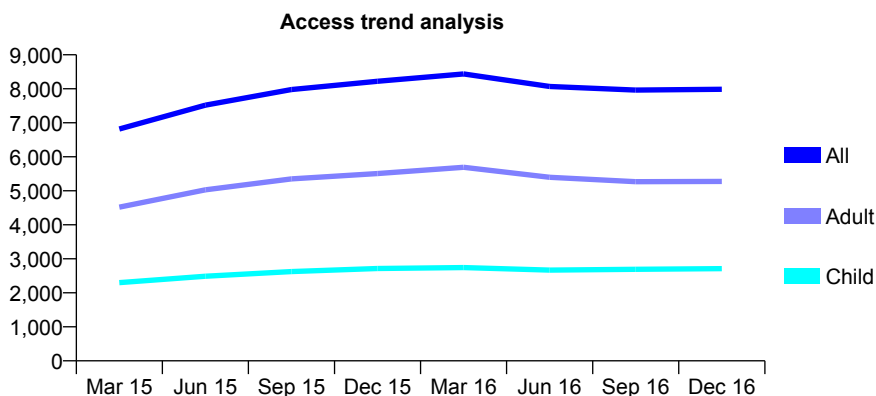
## Q47 - Vital Signs At a Glance Contract Report for 125652/0001 - December 2016

Name or company name	Park House
Contract type name	GDS Contract
Purpose of contract	General
Contract start date	01/04/2014
Contract end date	

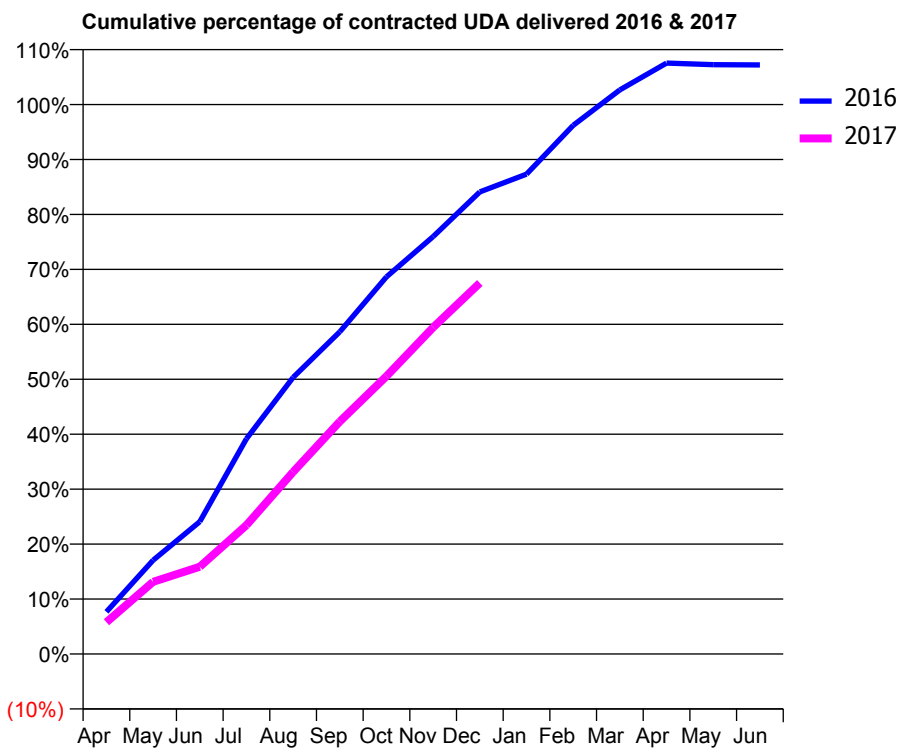
16/17 Contracted general activity (UDA)	25,000
Carry forward general activity (UDA)	-500
16/17 Contracted orthodontic activity (UOA)	0
Carry forward orthodontic activity (UOA)	0
Baseline contract value	£667,453.97

### ACCESS\*

Patients seen in 24 months	Total	Change since previous quarter
Quarter ending December 2015	8,222	
Quarter ending March 2016	8,437	↑
Quarter ending June 2016	8,069	↓
Quarter ending September 2016	7,961	↓
Quarter ending December 2016	7,988	→
<b>Variance since December 2015</b>	<b>(2.8%)</b>	<b>↓</b>



### ACTIVITY



Month	Adjusted Scheduled Activity (UDA)	
	2016	2017
April	1,920	1,449
May	4,266	3,287
June	6,022	3,973
July	9,794	5,864
August	12,586	8,281
September	14,663	10,575
October	17,159	12,643
November	18,993	14,859
December	21,027	16,878
January	21,832	
February	24,054	
March	25,664	
April	26,884	
May	26,813	
June	26,799	

### QUALITY

	Quantity	Base Number	Contract	AT	Region	England
% of FP17s for the same patient ID Re-attending within 3 months - Children	347	3,475	10.0%	13.0%	13.4%	12.4%
% of FP17s for the same patient ID Re-attending within 3 months - Adults	757	5,380	14.1%	17.4%	17.3%	16.6%
% of FP17s for the same patient ID Re-attending between 3 & 9 months - Children	1,969	3,475	56.7%	57.2%	58.9%	57.5%
% of FP17s for the same patient ID Re-attending between 3 & 9 months - Adults	2,572	5,380	47.8%	50.9%	52.5%	50.4%
% of FP17s for Band 1 Urgent Courses	510	8,355	6.1%	11.0%	9.3%	9.1%
% of FP17s Relating to Free Repair or Replacements	89	8,355	1.1%	0.9%	1.0%	0.8%
% of FP17s Relating to Continuations	41	8,355	0.5%	1.3%	1.5%	1.3%
% of Patients satisfied with the dentistry they have received	8	8	N/A	92.3%	93.1%	92.7%
% of Patients satisfied with the time they had to wait for an appointment	8	8	N/A	88.9%	89.8%	88.8%

\* This is based on patients treated on this contract for their most recent course of treatment. Figures in italics indicate the base number of FP17s or Patient Questionnaire responses are less than 100. N/A is shown where the base number of responses is less than 10 during the period. % is calculated as Quantity/Base number\*100

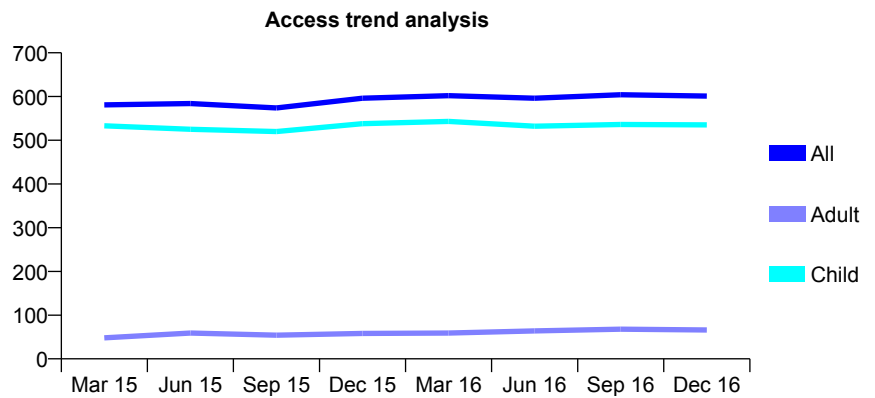
## Q47 - Vital Signs At a Glance Contract Report for 126152/0001 - December 2016

Name or company name	Debra Jones
Contract type name	GDS Contract
Purpose of contract	General
Contract start date	01/04/2011
Contract end date	

16/17 Contracted general activity (UDA)	2,000
Carry forward general activity (UDA)	20
16/17 Contracted orthodontic activity (UOA)	0
Carry forward orthodontic activity (UOA)	0
Baseline contract value	£43,348.11

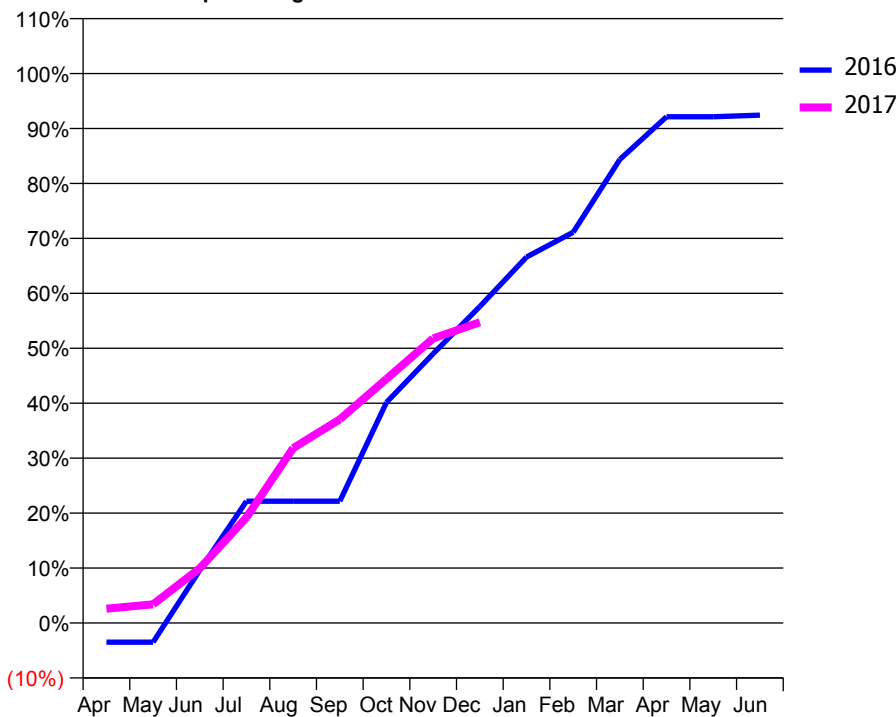
### ACCESS\*

Patients seen in 24 months	Total	Change since previous quarter
Quarter ending December 2015	596	
Quarter ending March 2016	602	→
Quarter ending June 2016	596	→
Quarter ending September 2016	604	→
Quarter ending December 2016	601	→
<b>Variance since December 2015</b>	<b>0.8%</b>	<b>→</b>



### ACTIVITY

Cumulative percentage of contracted UDA delivered 2016 & 2017



Month	Adjusted Scheduled Activity (UDA)	
	2016	2017
April	-70	52
May	-70	68
June	192	199
July	443	384
August	443	636
September	443	741
October	803	888
November	980	1,036
December	1,152	1,095
January	1,332	
February	1,422	
March	1,687	
April	1,842	
May	1,842	
June	1,848	

### QUALITY

	Quantity	Base Number	Contract	AT	Region	England
% of FP17s for the same patient ID Re-attending within 3 months - Children	112	698	16.0%	13.0%	13.4%	12.4%
% of FP17s for the same patient ID Re-attending within 3 months - Adults	0	1	0.0%	17.4%	17.3%	16.6%
% of FP17s for the same patient ID Re-attending between 3 & 9 months - Children	458	698	65.6%	57.2%	58.9%	57.5%
% of FP17s for the same patient ID Re-attending between 3 & 9 months - Adults	0	1	0.0%	50.9%	52.5%	50.4%
% of FP17s for Band 1 Urgent Courses	4	622	0.6%	11.0%	9.3%	9.1%
% of FP17s Relating to Free Repair or Replacements	0	622	0.0%	0.9%	1.0%	0.8%
% of FP17s Relating to Continuations	16	622	2.6%	1.3%	1.5%	1.3%
% of Patients satisfied with the dentistry they have received	0	0	N/A	92.3%	93.1%	92.7%
% of Patients satisfied with the time they had to wait for an appointment	0	0	N/A	88.9%	89.8%	88.8%

\* This is based on patients treated on this contract for their most recent course of treatment. Figures in italics indicate the base number of FP17s or Patient Questionnaire responses are less than 100. N/A is shown where the base number of responses is less than 10 during the period. % is calculated as Quantity/Base number\*100

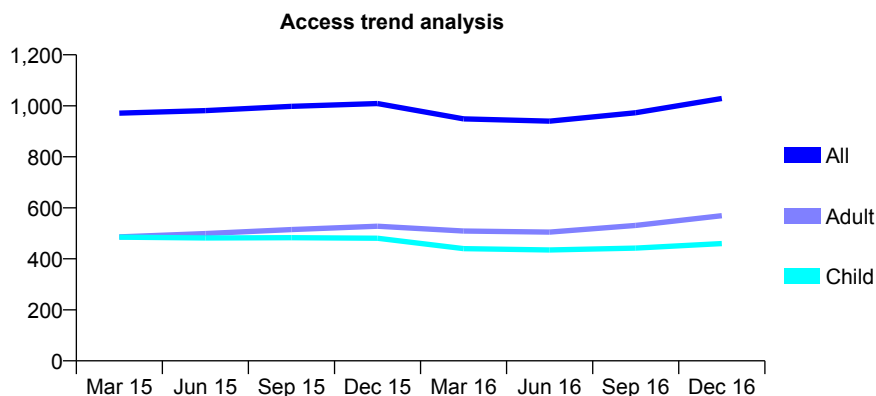
## Q47 - Vital Signs At a Glance Contract Report for 126691/0001 - December 2016

Name or company name	Diamond Smiles Dental Centre
Contract type name	GDS Contract
Purpose of contract	General and Orthodontic
Contract start date	01/07/2009
Contract end date	

16/17 Contracted general activity (UDA)	3,299
Carry forward general activity (UDA)	97
16/17 Contracted orthodontic activity (UOA)	438
Carry forward orthodontic activity (UOA)	5
Baseline contract value	£104,984.15

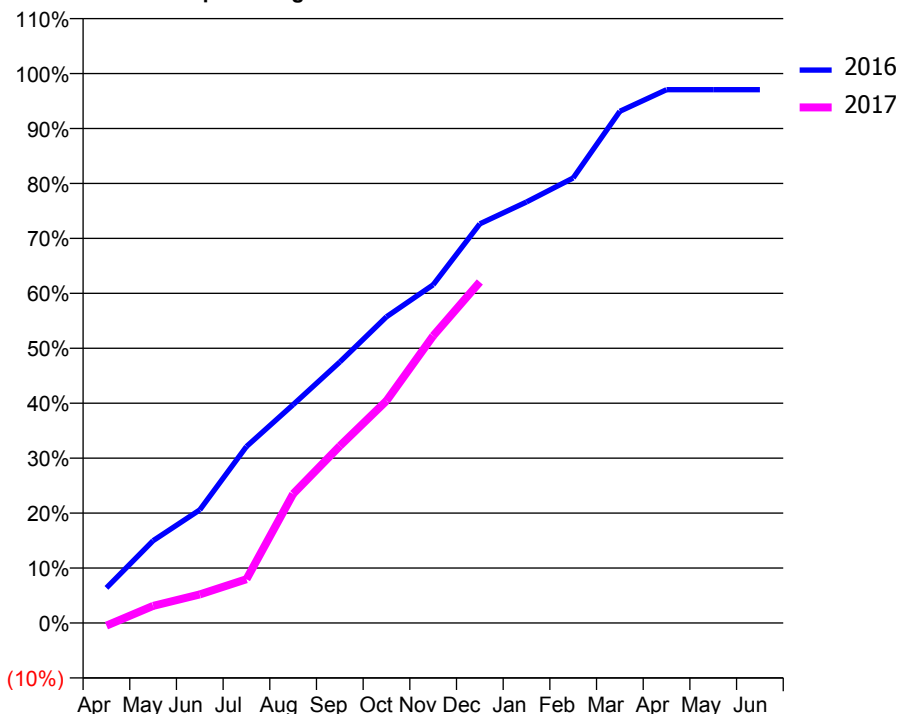
### ACCESS\*

Patients seen in 24 months	Total	Change since previous quarter
Quarter ending December 2015	1,009	
Quarter ending March 2016	949	↓
Quarter ending June 2016	940	→
Quarter ending September 2016	973	↑
Quarter ending December 2016	1,029	↑
<b>Variance since December 2015</b>	<b>2.0%</b>	<b>→</b>



### ACTIVITY

Cumulative percentage of contracted UDA delivered 2016 & 2017



Month	Adjusted Scheduled Activity (UDA)	
	2016	2017
April	211	-17
May	494	103
June	679	172
July	1,060	263
August	1,311	775
September	1,567	1,063
October	1,839	1,334
November	2,031	1,724
December	2,397	2,047
January	2,528	
February	2,672	
March	3,072	
April	3,202	
May	3,202	
June	3,202	

### QUALITY

	Quantity	Base Number	Contract	AT	Region	England
% of FP17s for the same patient ID Re-attending within 3 months - Children	59	569	10.4%	13.0%	13.4%	12.4%
% of FP17s for the same patient ID Re-attending within 3 months - Adults	64	477	13.4%	17.4%	17.3%	16.6%
% of FP17s for the same patient ID Re-attending between 3 & 9 months - Children	331	569	58.2%	57.2%	58.9%	57.5%
% of FP17s for the same patient ID Re-attending between 3 & 9 months - Adults	200	477	41.9%	50.9%	52.5%	50.4%
% of FP17s for Band 1 Urgent Courses	72	988	7.3%	11.0%	9.3%	9.1%
% of FP17s Relating to Free Repair or Replacements	6	988	0.6%	0.9%	1.0%	0.8%
% of FP17s Relating to Continuations	1	988	0.1%	1.3%	1.5%	1.3%
% of Patients satisfied with the dentistry they have received	0	0	N/A	92.3%	93.1%	92.7%
% of Patients satisfied with the time they had to wait for an appointment	0	0	N/A	88.9%	89.8%	88.8%

\* This is based on patients treated on this contract for their most recent course of treatment. Figures in italics indicate the base number of FP17s or Patient Questionnaire responses are less than 100. N/A is shown where the base number of responses is less than 10 during the period. % is calculated as Quantity/Base number\*100

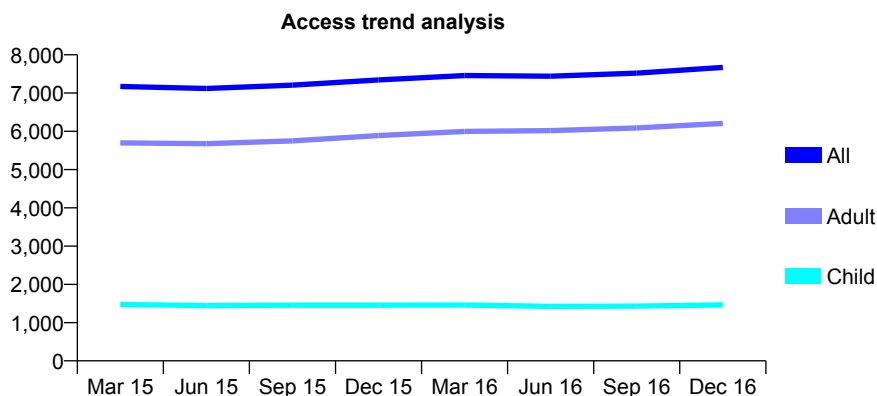
## Q47 - Vital Signs At a Glance Contract Report for 127345/0001 - December 2016

Name or company name	Red Rose Dental
Contract type name	GDS Contract
Purpose of contract	General
Contract start date	01/09/2010
Contract end date	

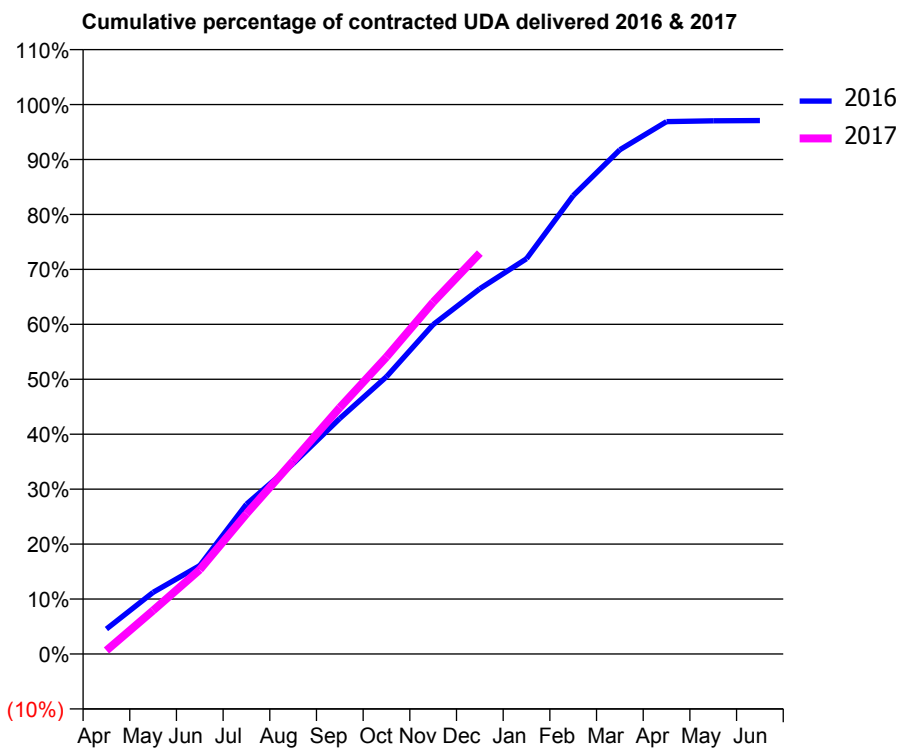
16/17 Contracted general activity (UDA)	20,201
Carry forward general activity (UDA)	679
16/17 Contracted orthodontic activity (UOA)	0
Carry forward orthodontic activity (UOA)	0
Baseline contract value	£543,486.39

### ACCESS\*

Patients seen in 24 months	Total	Change since previous quarter
Quarter ending December 2015	7,344	
Quarter ending March 2016	7,458	→
Quarter ending June 2016	7,442	→
Quarter ending September 2016	7,520	→
Quarter ending December 2016	7,669	→
<b>Variance since December 2015</b>	<b>4.4%</b>	<b>↑</b>



### ACTIVITY



Month	Adjusted Scheduled Activity (UDA)	
	2016	2017
April	1,057	129
May	2,605	1,601
June	3,734	3,100
July	6,326	5,153
August	8,037	7,096
September	9,948	9,059
October	11,707	10,919
November	13,908	12,935
December	15,424	14,740
January	16,689	
February	19,353	
March	21,291	
April	22,480	
May	22,511	
June	22,522	

### QUALITY

	Quantity	Base Number	Contract	AT	Region	England
% of FP17s for the same patient ID Re-attending within 3 months - Children	92	1,613	5.7%	13.0%	13.4%	12.4%
% of FP17s for the same patient ID Re-attending within 3 months - Adults	970	6,994	13.9%	17.4%	17.3%	16.6%
% of FP17s for the same patient ID Re-attending between 3 & 9 months - Children	927	1,613	57.5%	57.2%	58.9%	57.5%
% of FP17s for the same patient ID Re-attending between 3 & 9 months - Adults	3,941	6,994	56.3%	50.9%	52.5%	50.4%
% of FP17s for Band 1 Urgent Courses	562	8,051	7.0%	11.0%	9.3%	9.1%
% of FP17s Relating to Free Repair or Replacements	57	8,051	0.7%	0.9%	1.0%	0.8%
% of FP17s Relating to Continuations	170	8,051	2.1%	1.3%	1.5%	1.3%
% of Patients satisfied with the dentistry they have received	14	14	100.0%	92.3%	93.1%	92.7%
% of Patients satisfied with the time they had to wait for an appointment	13	14	92.9%	88.9%	89.8%	88.8%

\* This is based on patients treated on this contract for their most recent course of treatment. Figures in italics indicate the base number of FP17s or Patient Questionnaire responses are less than 100. N/A is shown where the base number of responses is less than 10 during the period. % is calculated as Quantity/Base number\*100



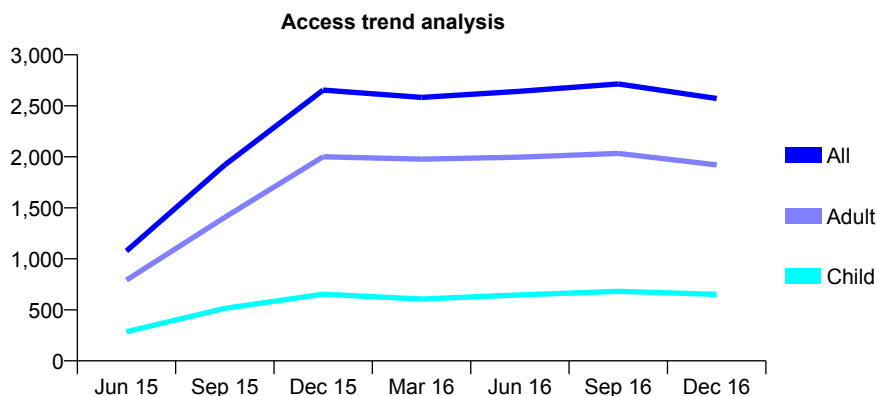
## Q47 - Vital Signs At a Glance Contract Report for 129003/0001 - December 2016

Name or company name	Mr Assim Ghaffoor
Contract type name	GDS Contract
Purpose of contract	General
Contract start date	01/04/2015
Contract end date	

16/17 Contracted general activity (UDA)	8,874
Carry forward general activity (UDA)	31
16/17 Contracted orthodontic activity (UOA)	0
Carry forward orthodontic activity (UOA)	0
Baseline contract value	£165,074.90

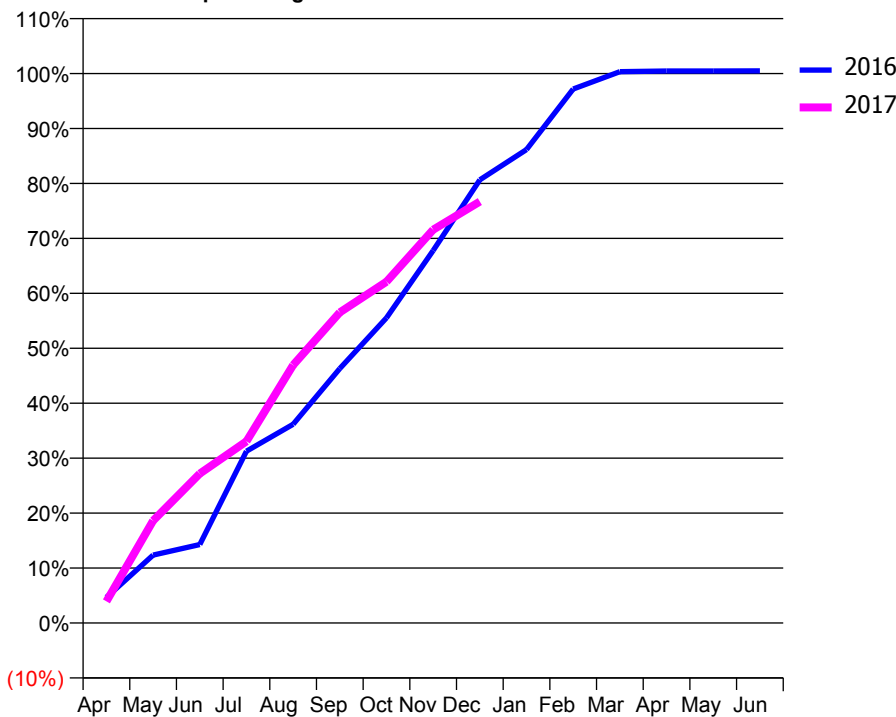
### ACCESS\*

Patients seen in 24 months	Total	Change since previous quarter
Quarter ending December 2015	2,654	
Quarter ending March 2016	2,583	↓
Quarter ending June 2016	2,643	↑
Quarter ending September 2016	2,715	↑
Quarter ending December 2016	2,572	↓
<b>Variance since December 2015</b>	<b>(3.1%)</b>	<b>↓</b>



### ACTIVITY

Cumulative percentage of contracted UDA delivered 2016 & 2017



Month	Adjusted Scheduled Activity (UDA)	
	2016	2017
April	407	350
May	1,074	1,653
June	1,242	2,413
July	2,720	2,933
August	3,145	4,166
September	4,028	5,017
October	4,831	5,512
November	5,895	6,352
December	7,013	6,805
January	7,493	
February	8,451	
March	8,725	
April	8,737	
May	8,737	
June	8,739	

### QUALITY

	Quantity	Base Number	Contract	AT	Region	England
% of FP17s for the same patient ID Re-attending within 3 months - Children	96	968	9.9%	13.0%	13.4%	12.4%
% of FP17s for the same patient ID Re-attending within 3 months - Adults	343	2,633	13.0%	17.4%	17.3%	16.6%
% of FP17s for the same patient ID Re-attending between 3 & 9 months - Children	531	968	54.9%	57.2%	58.9%	57.5%
% of FP17s for the same patient ID Re-attending between 3 & 9 months - Adults	1,388	2,633	52.7%	50.9%	52.5%	50.4%
% of FP17s for Band 1 Urgent Courses	200	3,599	5.6%	11.0%	9.3%	9.1%
% of FP17s Relating to Free Repair or Replacements	66	3,599	1.8%	0.9%	1.0%	0.8%
% of FP17s Relating to Continuations	32	3,599	0.9%	1.3%	1.5%	1.3%
% of Patients satisfied with the dentistry they have received	10	11	90.9%	92.3%	93.1%	92.7%
% of Patients satisfied with the time they had to wait for an appointment	10	11	90.9%	88.9%	89.8%	88.8%

\* This is based on patients treated on this contract for their most recent course of treatment. Figures in italics indicate the base number of FP17s or Patient Questionnaire responses are less than 100. N/A is shown where the base number of responses is less than 10 during the period. % is calculated as Quantity/Base number\*100

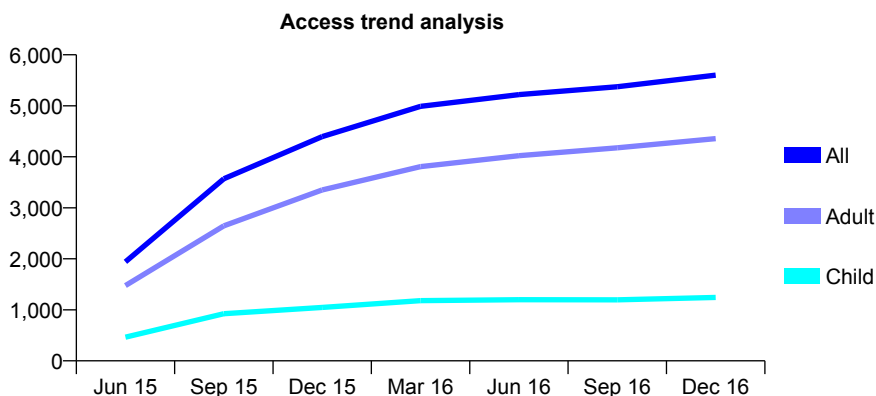
## Q47 - Vital Signs At a Glance Contract Report for 129003/0002 - December 2016

Name or company name	Mr Assim Ghaffoor
Contract type name	GDS Contract
Purpose of contract	General
Contract start date	01/04/2015
Contract end date	

16/17 Contracted general activity (UDA)	19,250
Carry forward general activity (UDA)	0
16/17 Contracted orthodontic activity (UOA)	0
Carry forward orthodontic activity (UOA)	0
Baseline contract value	£425,592.11

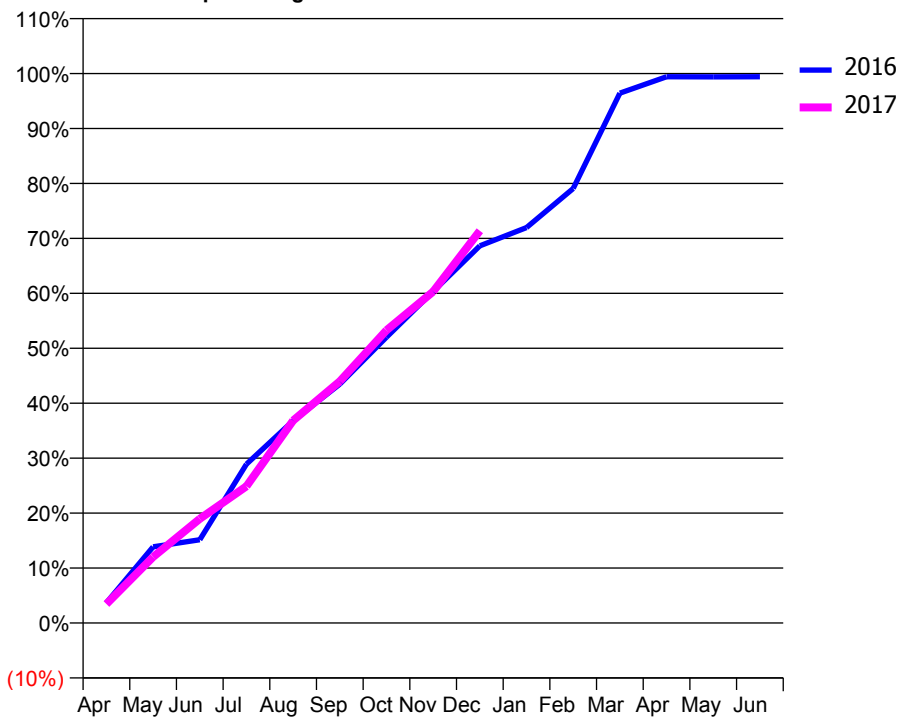
### ACCESS\*

Patients seen in 24 months	Total	Change since previous quarter
Quarter ending December 2015	4,397	
Quarter ending March 2016	4,989	↑
Quarter ending June 2016	5,219	↑
Quarter ending September 2016	5,374	↑
Quarter ending December 2016	5,601	↑
<b>Variance since December 2015</b>	<b>27.4%</b>	<b>↑</b>



### ACTIVITY

Cumulative percentage of contracted UDA delivered 2016 & 2017



Month	Adjusted Scheduled Activity (UDA)	
	2016	2017
April	699	666
May	2,617	2,313
June	2,862	3,649
July	5,456	4,793
August	6,946	7,093
September	8,205	8,465
October	9,817	10,256
November	11,389	11,612
December	12,955	13,743
January	13,583	
February	14,925	
March	18,200	
April	18,762	
May	18,757	
June	18,762	

### QUALITY

	Quantity	Base Number	Contract	AT	Region	England
% of FP17s for the same patient ID Re-attending within 3 months - Children	205	1,746	11.7%	13.0%	13.4%	12.4%
% of FP17s for the same patient ID Re-attending within 3 months - Adults	964	5,884	16.4%	17.4%	17.3%	16.6%
% of FP17s for the same patient ID Re-attending between 3 & 9 months - Children	1,050	1,746	60.1%	57.2%	58.9%	57.5%
% of FP17s for the same patient ID Re-attending between 3 & 9 months - Adults	3,245	5,884	55.1%	50.9%	52.5%	50.4%
% of FP17s for Band 1 Urgent Courses	438	7,319	6.0%	11.0%	9.3%	9.1%
% of FP17s Relating to Free Repair or Replacements	224	7,319	3.1%	0.9%	1.0%	0.8%
% of FP17s Relating to Continuations	114	7,319	1.6%	1.3%	1.5%	1.3%
% of Patients satisfied with the dentistry they have received	8	9	N/A	92.3%	93.1%	92.7%
% of Patients satisfied with the time they had to wait for an appointment	8	9	N/A	88.9%	89.8%	88.8%

\* This is based on patients treated on this contract for their most recent course of treatment. Figures in italics indicate the base number of FP17s or Patient Questionnaire responses are less than 100. N/A is shown where the base number of responses is less than 10 during the period. % is calculated as Quantity/Base number\*100

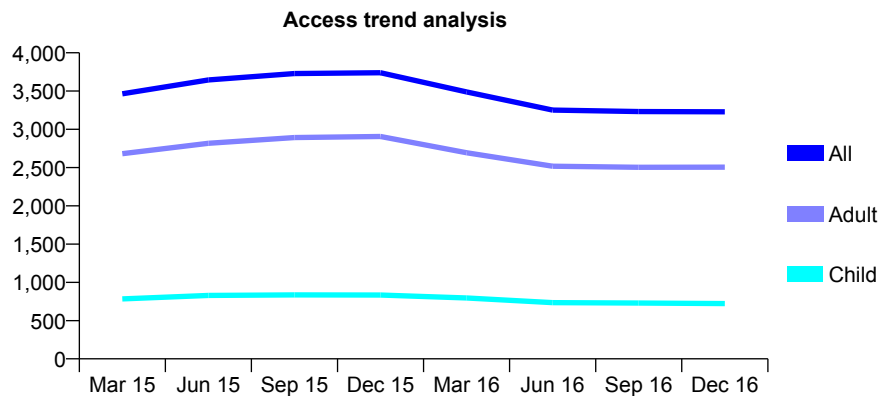
## Q47 - Vital Signs At a Glance Contract Report for 129623/0002 - December 2016

Name or company name	Diamond Dental Care
Contract type name	GDS Contract
Purpose of contract	General
Contract start date	01/12/2013
Contract end date	

16/17 Contracted general activity (UDA)	10,465
Carry forward general activity (UDA)	-157
16/17 Contracted orthodontic activity (UOA)	0
Carry forward orthodontic activity (UOA)	0
Baseline contract value	£224,481.05

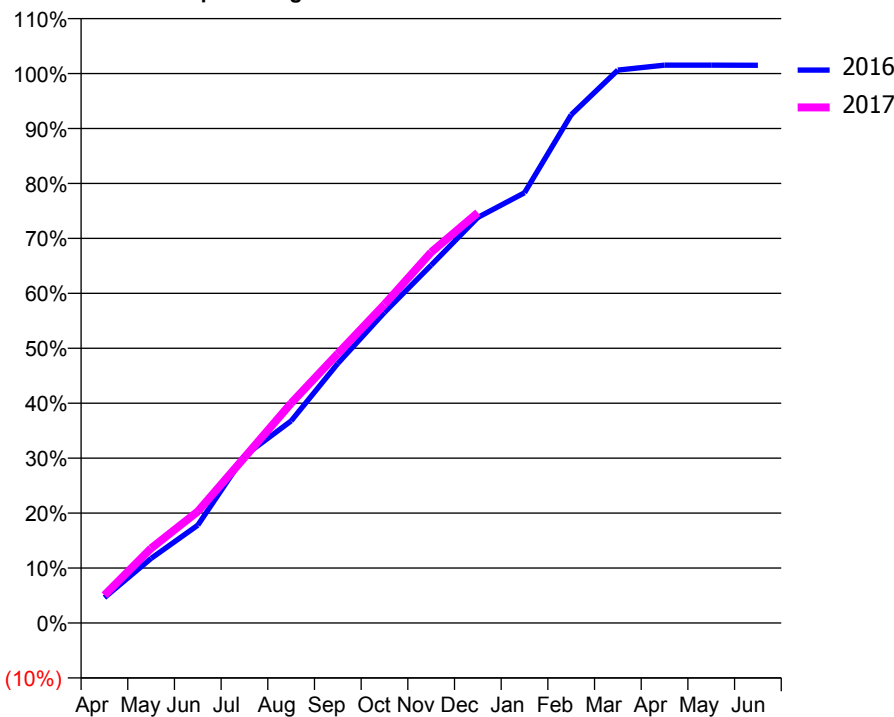
### ACCESS\*

Patients seen in 24 months	Total	Change since previous quarter
Quarter ending December 2015	3,740	
Quarter ending March 2016	3,489	↓
Quarter ending June 2016	3,251	↓
Quarter ending September 2016	3,233	→
Quarter ending December 2016	3,228	→
<b>Variance since December 2015</b>	<b>(13.7%)</b>	<b>↓</b>



### ACTIVITY

Cumulative percentage of contracted UDA delivered 2016 & 2017



Month	Adjusted Scheduled Activity (UDA)	
	2016	2017
April	484	530
May	1,230	1,423
June	1,862	2,125
July	3,186	3,152
August	3,847	4,185
September	4,943	5,130
October	5,915	6,067
November	6,815	7,062
December	7,723	7,815
January	8,195	
February	9,681	
March	10,530	
April	10,624	
May	10,623	
June	10,622	

### QUALITY

	Quantity	Base Number	Contract	AT	Region	England
% of FP17s for the same patient ID Re-attending within 3 months - Children	49	748	6.6%	13.0%	13.4%	12.4%
% of FP17s for the same patient ID Re-attending within 3 months - Adults	426	2,873	14.8%	17.4%	17.3%	16.6%
% of FP17s for the same patient ID Re-attending between 3 & 9 months - Children	456	748	61.0%	57.2%	58.9%	57.5%
% of FP17s for the same patient ID Re-attending between 3 & 9 months - Adults	1,751	2,873	60.9%	50.9%	52.5%	50.4%
% of FP17s for Band 1 Urgent Courses	259	3,566	7.3%	11.0%	9.3%	9.1%
% of FP17s Relating to Free Repair or Replacements	42	3,566	1.2%	0.9%	1.0%	0.8%
% of FP17s Relating to Continuations	75	3,566	2.1%	1.3%	1.5%	1.3%
% of Patients satisfied with the dentistry they have received	6	7	N/A	92.3%	93.1%	92.7%
% of Patients satisfied with the time they had to wait for an appointment	5	7	N/A	88.9%	89.8%	88.8%

\* This is based on patients treated on this contract for their most recent course of treatment. Figures in italics indicate the base number of FP17s or Patient Questionnaire responses are less than 100. N/A is shown where the base number of responses is less than 10 during the period. % is calculated as Quantity/Base number\*100

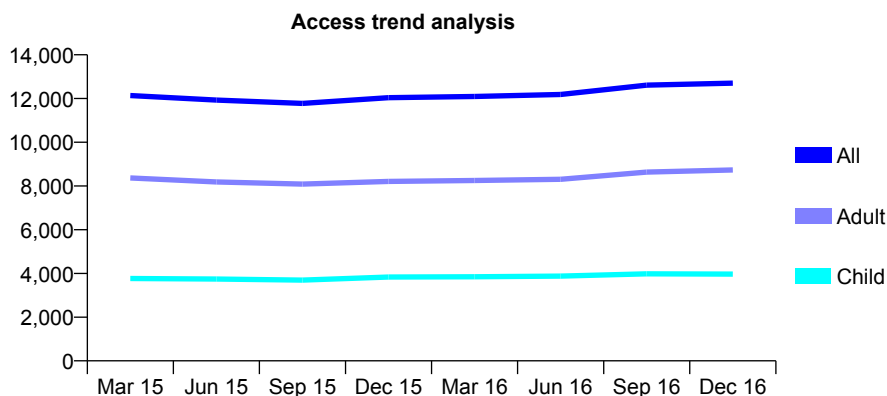
## Q47 - Vital Signs At a Glance Contract Report for 131423/0001 - December 2016

Name or company name	Railway Road Dental Practice Partnership
Contract type name	GDS Contract
Purpose of contract	General
Contract start date	01/04/2010
Contract end date	

16/17 Contracted general activity (UDA)	39,500
Carry forward general activity (UDA)	750
16/17 Contracted orthodontic activity (UOA)	0
Carry forward orthodontic activity (UOA)	0
Baseline contract value	£1,093,575.77

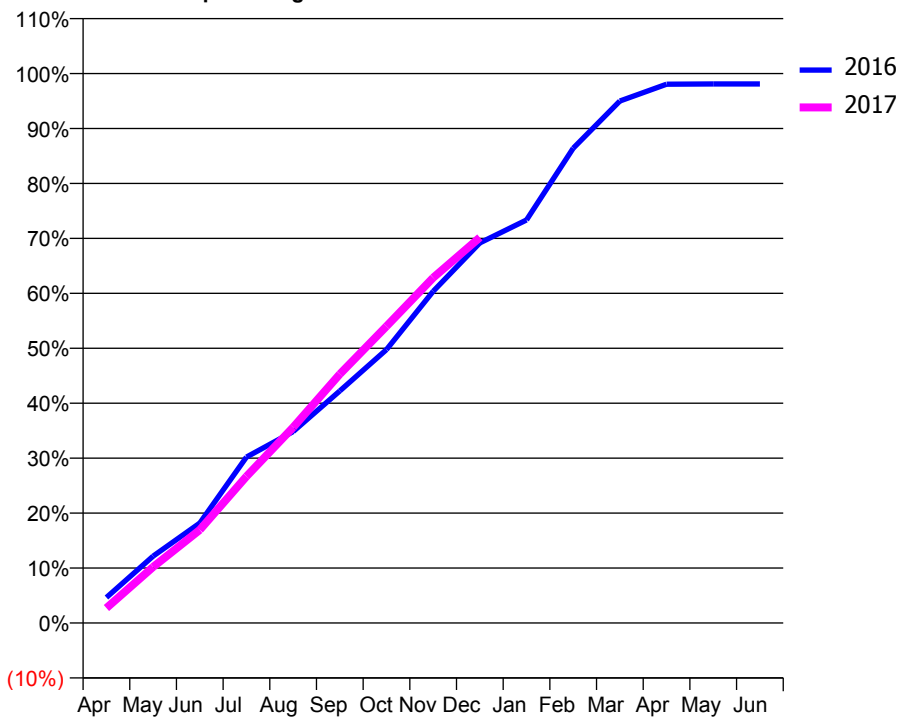
### ACCESS\*

Patients seen in 24 months	Total	Change since previous quarter
Quarter ending December 2015	12,041	
Quarter ending March 2016	12,096	→
Quarter ending June 2016	12,184	→
Quarter ending September 2016	12,613	↑
Quarter ending December 2016	12,701	→
<b>Variance since December 2015</b>	<b>5.5%</b>	<b>↑</b>



### ACTIVITY

Cumulative percentage of contracted UDA delivered 2016 & 2017



Month	Adjusted Scheduled Activity (UDA)	
	2016	2017
April	1,840	1,081
May	4,810	4,029
June	7,187	6,700
July	11,925	10,541
August	13,764	14,066
September	16,684	17,891
October	19,659	21,328
November	23,844	24,823
December	27,327	27,718
January	28,974	
February	34,132	
March	37,518	
April	38,731	
May	38,746	
June	38,750	

### QUALITY

	Quantity	Base Number	Contract	AT	Region	England
% of FP17s for the same patient ID Re-attending within 3 months - Children	220	3,550	6.2%	13.0%	13.4%	12.4%
% of FP17s for the same patient ID Re-attending within 3 months - Adults	883	7,240	12.2%	17.4%	17.3%	16.6%
% of FP17s for the same patient ID Re-attending between 3 & 9 months - Children	1,408	3,550	39.7%	57.2%	58.9%	57.5%
% of FP17s for the same patient ID Re-attending between 3 & 9 months - Adults	2,576	7,240	35.6%	50.9%	52.5%	50.4%
% of FP17s for Band 1 Urgent Courses	753	10,347	7.3%	11.0%	9.3%	9.1%
% of FP17s Relating to Free Repair or Replacements	56	10,347	0.5%	0.9%	1.0%	0.8%
% of FP17s Relating to Continuations	181	10,347	1.7%	1.3%	1.5%	1.3%
% of Patients satisfied with the dentistry they have received	25	27	92.6%	92.3%	93.1%	92.7%
% of Patients satisfied with the time they had to wait for an appointment	25	27	92.6%	88.9%	89.8%	88.8%

\* This is based on patients treated on this contract for their most recent course of treatment. Figures in italics indicate the base number of FP17s or Patient Questionnaire responses are less than 100. N/A is shown where the base number of responses is less than 10 during the period. % is calculated as Quantity/Base number\*100

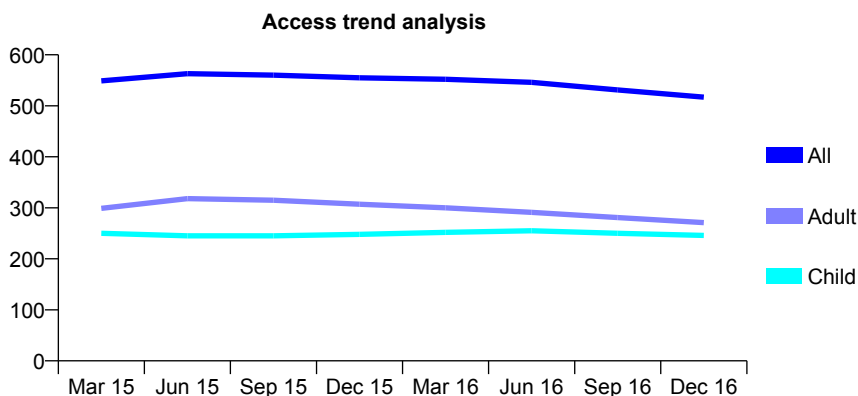
## Q47 - Vital Signs At a Glance Contract Report for 131555/0001 - December 2016

Name or company name	Station House Dental Practice
Contract type name	GDS Contract
Purpose of contract	General
Contract start date	07/02/2011
Contract end date	

16/17 Contracted general activity (UDA)	1,600
Carry forward general activity (UDA)	-1
16/17 Contracted orthodontic activity (UOA)	0
Carry forward orthodontic activity (UOA)	0
Baseline contract value	£39,720.80

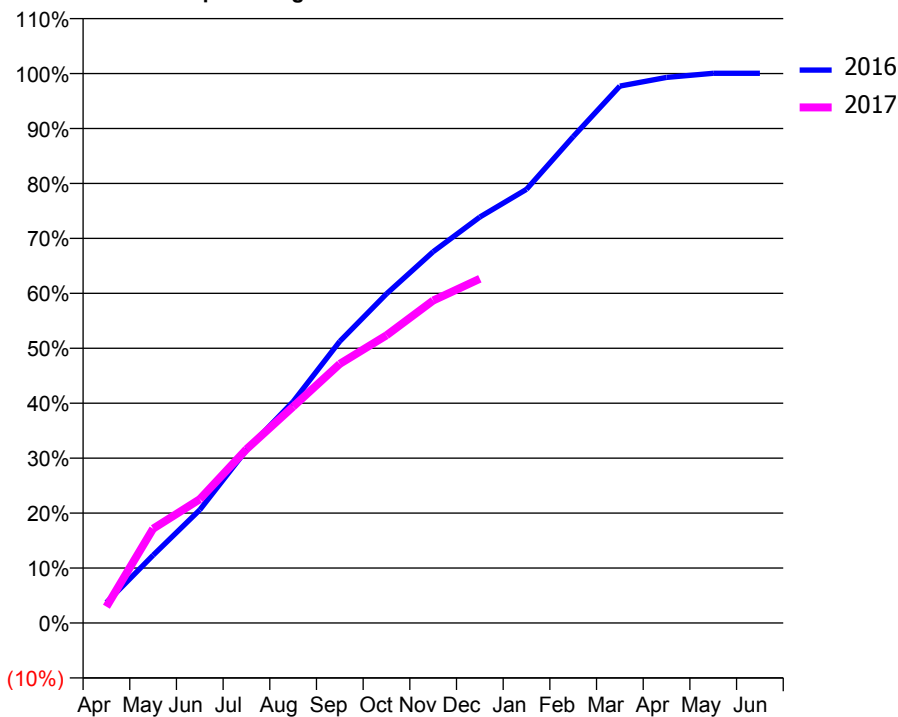
### ACCESS\*

Patients seen in 24 months	Total	Change since previous quarter
Quarter ending December 2015	555	
Quarter ending March 2016	552	→
Quarter ending June 2016	546	↓
Quarter ending September 2016	531	↓
Quarter ending December 2016	517	↓
<b>Variance since December 2015</b>	<b>(6.8%)</b>	<b>↓</b>



### ACTIVITY

Cumulative percentage of contracted UDA delivered 2016 & 2017



Adjusted Scheduled Activity (UDA)

Month	2016	2017
April	60	48
May	198	275
June	329	360
July	504	506
August	645	630
September	820	755
October	958	838
November	1,081	939
December	1,182	1,002
January	1,263	
February	1,416	
March	1,563	
April	1,589	
May	1,601	
June	1,601	

### QUALITY

	Quantity	Base Number	Contract	AT	Region	England
% of FP17s for the same patient ID Re-attending within 3 months - Children	79	371	21.3%	13.0%	13.4%	12.4%
% of FP17s for the same patient ID Re-attending within 3 months - Adults	61	271	22.5%	17.4%	17.3%	16.6%
% of FP17s for the same patient ID Re-attending between 3 & 9 months - Children	213	371	57.4%	57.2%	58.9%	57.5%
% of FP17s for the same patient ID Re-attending between 3 & 9 months - Adults	166	271	61.3%	50.9%	52.5%	50.4%
% of FP17s for Band 1 Urgent Courses	82	622	13.2%	11.0%	9.3%	9.1%
% of FP17s Relating to Free Repair or Replacements	7	622	1.1%	0.9%	1.0%	0.8%
% of FP17s Relating to Continuations	1	622	0.2%	1.3%	1.5%	1.3%
% of Patients satisfied with the dentistry they have received	3	3	N/A	92.3%	93.1%	92.7%
% of Patients satisfied with the time they had to wait for an appointment	3	3	N/A	88.9%	89.8%	88.8%

\* This is based on patients treated on this contract for their most recent course of treatment. Figures in italics indicate the base number of FP17s or Patient Questionnaire responses are less than 100. N/A is shown where the base number of responses is less than 10 during the period. % is calculated as Quantity/Base number\*100

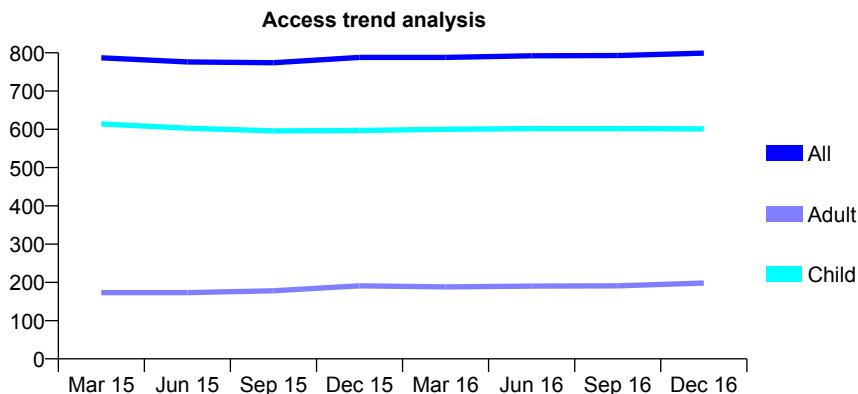
## Q47 - Vital Signs At a Glance Contract Report for 134341/0001 - December 2016

Name or company name	The Macfarlane Dental Partnership
Contract type name	GDS Contract
Purpose of contract	General and Orthodontic
Contract start date	01/01/2012
Contract end date	

16/17 Contracted general activity (UDA)	2,016
Carry forward general activity (UDA)	-40
16/17 Contracted orthodontic activity (UOA)	576
Carry forward orthodontic activity (UOA)	-3
Baseline contract value	£94,252.35

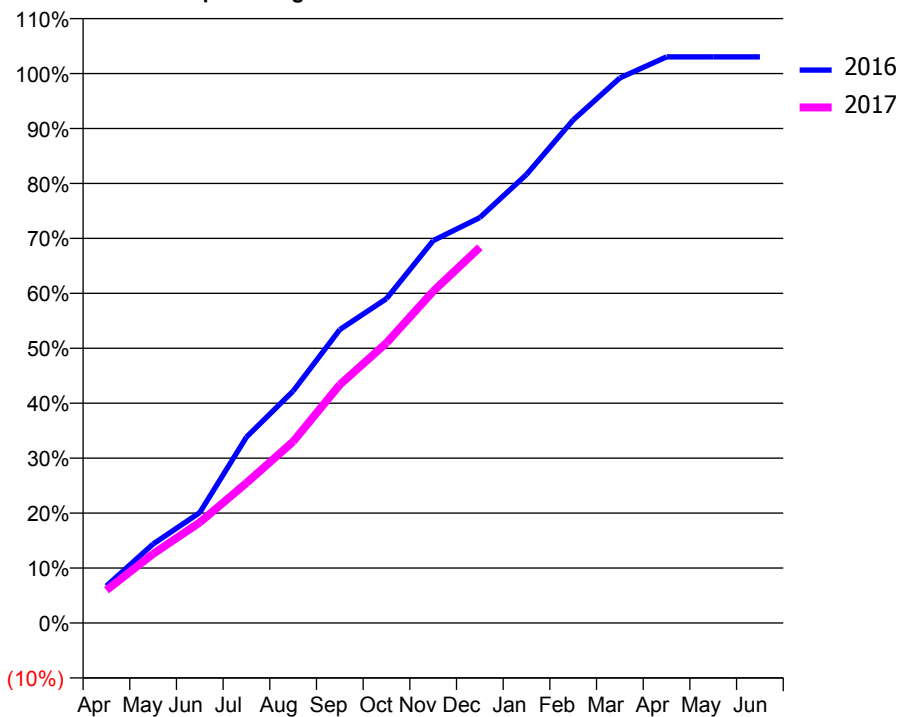
### ACCESS\*

Patients seen in 24 months	Total	Change since previous quarter
Quarter ending December 2015	788	
Quarter ending March 2016	788	→
Quarter ending June 2016	792	→
Quarter ending September 2016	793	→
Quarter ending December 2016	799	→
<b>Variance since December 2015</b>	<b>1.4%</b>	<b>→</b>



### ACTIVITY

Cumulative percentage of contracted UDA delivered 2016 & 2017



Month	Adjusted Scheduled Activity (UDA)	
	2016	2017
April	136	121
May	290	254
June	405	369
July	682	514
August	851	666
September	1,077	874
October	1,190	1,028
November	1,403	1,217
December	1,488	1,379
January	1,645	
February	1,846	
March	2,000	
April	2,077	
May	2,077	
June	2,077	

### QUALITY

	Quantity	Base Number	Contract	AT	Region	England
% of FP17s for the same patient ID Re-attending within 3 months - Children	98	815	12.0%	13.0%	13.4%	12.4%
% of FP17s for the same patient ID Re-attending within 3 months - Adults	10	134	7.5%	17.4%	17.3%	16.6%
% of FP17s for the same patient ID Re-attending between 3 & 9 months - Children	575	815	70.6%	57.2%	58.9%	57.5%
% of FP17s for the same patient ID Re-attending between 3 & 9 months - Adults	90	134	67.2%	50.9%	52.5%	50.4%
% of FP17s for Band 1 Urgent Courses	48	870	5.5%	11.0%	9.3%	9.1%
% of FP17s Relating to Free Repair or Replacements	0	870	0.0%	0.9%	1.0%	0.8%
% of FP17s Relating to Continuations	13	870	1.5%	1.3%	1.5%	1.3%
% of Patients satisfied with the dentistry they have received	2	2	N/A	92.3%	93.1%	92.7%
% of Patients satisfied with the time they had to wait for an appointment	2	2	N/A	88.9%	89.8%	88.8%

\* This is based on patients treated on this contract for their most recent course of treatment. Figures in italics indicate the base number of FP17s or Patient Questionnaire responses are less than 100. N/A is shown where the base number of responses is less than 10 during the period. % is calculated as Quantity/Base number\*100

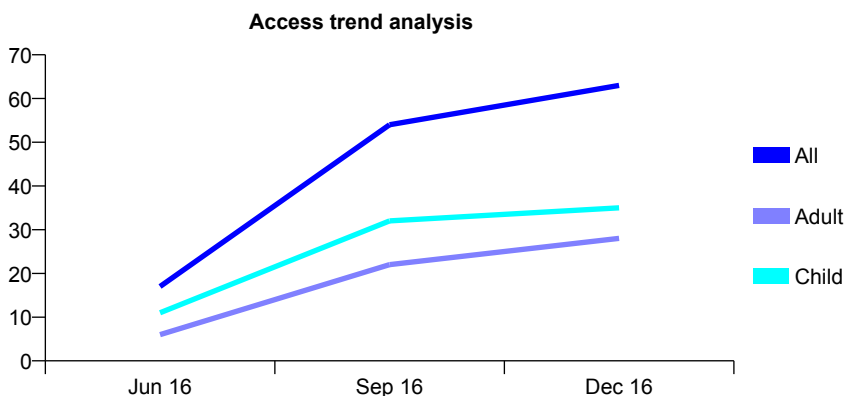
## Q47 - Vital Signs At a Glance Contract Report for 135836/0001 - December 2016

Name or company name	N M Ward Associates Ltd
Contract type name	GDS Contract
Purpose of contract	General
Contract start date	01/12/2015
Contract end date	

16/17 Contracted general activity (UDA)	250
Carry forward general activity (UDA)	0
16/17 Contracted orthodontic activity (UOA)	0
Carry forward orthodontic activity (UOA)	0
Baseline contract value	£12,636.90

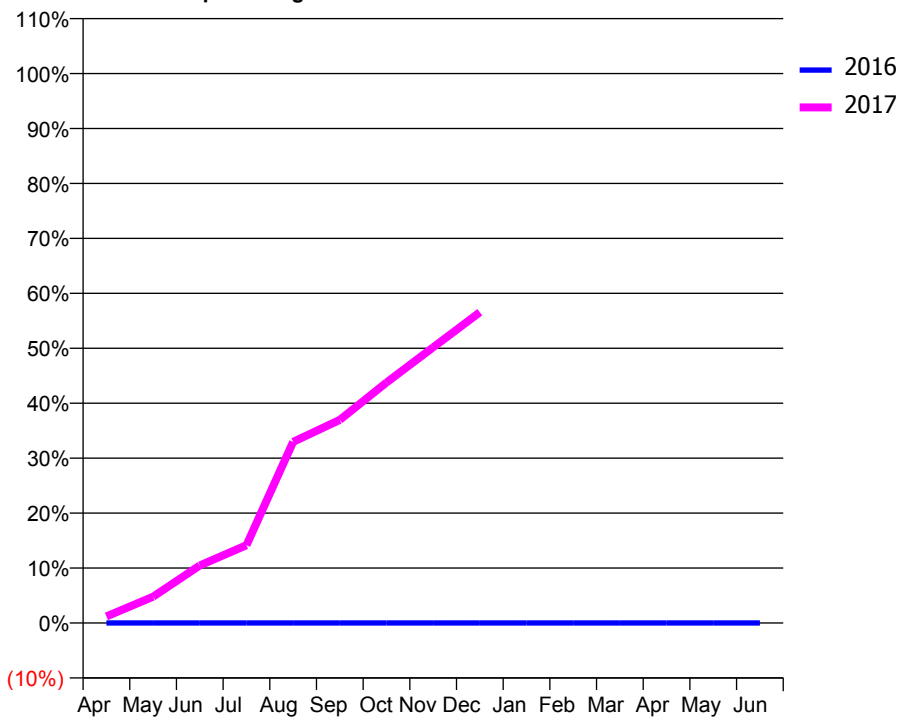
### ACCESS\*

Patients seen in 24 months	Total	Change since previous quarter
Quarter ending December 2015	0	
Quarter ending March 2016	0	
Quarter ending June 2016	17	↑
Quarter ending September 2016	54	↑
Quarter ending December 2016	63	↑
<b>Variance since December 2015</b>	N/A	



### ACTIVITY

Cumulative percentage of contracted UDA delivered 2016 & 2017



Month	Adjusted Scheduled Activity (UDA)	
	2016	2017
April	0	3
May	0	12
June	0	26
July	0	35
August	0	82
September	0	92
October	0	109
November	0	125
December	0	141
January	0	
February	0	
March	0	
April	0	
May	0	
June	0	

### QUALITY

	Quantity	Base Number	Contract	AT	Region	England
% of FP17s for the same patient ID Re-attending within 3 months - Children	1	53	1.9%	13.0%	13.4%	12.4%
% of FP17s for the same patient ID Re-attending within 3 months - Adults	1	29	3.4%	17.4%	17.3%	16.6%
% of FP17s for the same patient ID Re-attending between 3 & 9 months - Children	7	53	13.2%	57.2%	58.9%	57.5%
% of FP17s for the same patient ID Re-attending between 3 & 9 months - Adults	5	29	17.2%	50.9%	52.5%	50.4%
% of FP17s for Band 1 Urgent Courses	2	82	2.4%	11.0%	9.3%	9.1%
% of FP17s Relating to Free Repair or Replacements	0	82	0.0%	0.9%	1.0%	0.8%
% of FP17s Relating to Continuations	1	82	1.2%	1.3%	1.5%	1.3%
% of Patients satisfied with the dentistry they have received	0	0	N/A	92.3%	93.1%	92.7%
% of Patients satisfied with the time they had to wait for an appointment	0	0	N/A	88.9%	89.8%	88.8%

\* This is based on patients treated on this contract for their most recent course of treatment. Figures in italics indicate the base number of FP17s or Patient Questionnaire responses are less than 100. N/A is shown where the base number of responses is less than 10 during the period. % is calculated as Quantity/Base number\*100



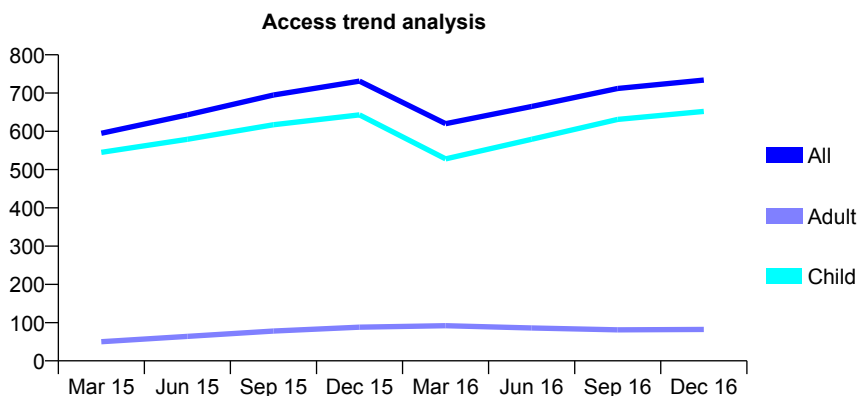
## Q47 - Vital Signs At a Glance Contract Report for 137162/0001 - December 2016

Name or company name	Oakland Family Dental Practice
Contract type name	GDS Contract
Purpose of contract	General and Orthodontic
Contract start date	01/04/2014
Contract end date	

16/17 Contracted general activity (UDA)	1,800
Carry forward general activity (UDA)	-15
16/17 Contracted orthodontic activity (UOA)	877
Carry forward orthodontic activity (UOA)	-18
Baseline contract value	£103,502.11

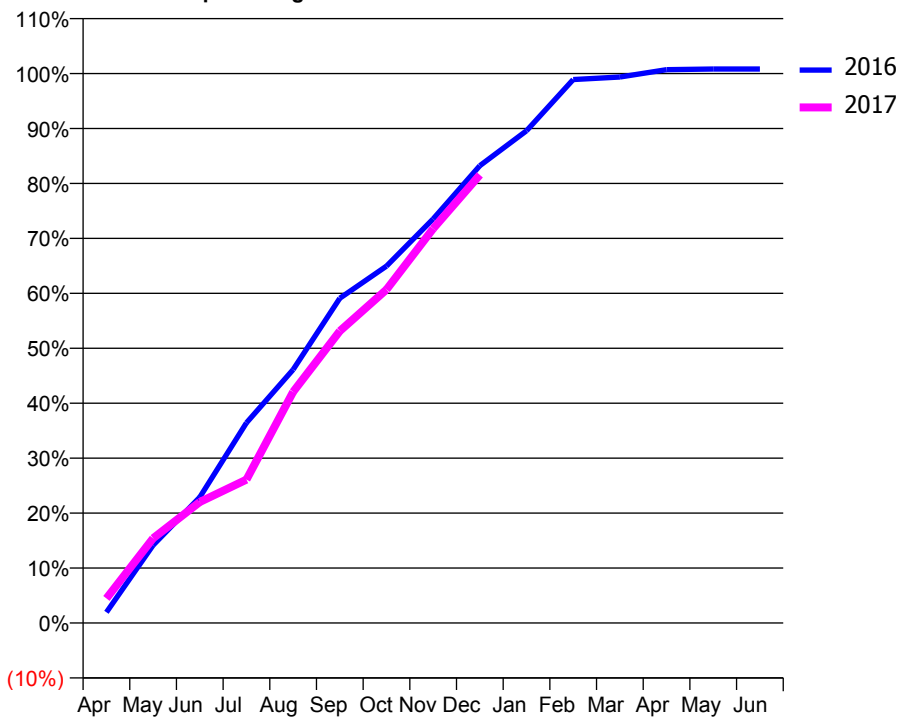
### ACCESS\*

Patients seen in 24 months	Total	Change since previous quarter
Quarter ending December 2015	731	
Quarter ending March 2016	620	↓
Quarter ending June 2016	665	↑
Quarter ending September 2016	712	↑
Quarter ending December 2016	734	↑
<b>Variance since December 2015</b>	0.4%	→



### ACTIVITY

Cumulative percentage of contracted UDA delivered 2016 & 2017



Month	Adjusted Scheduled Activity (UDA)	
	2016	2017
April	35	81
May	255	277
June	412	396
July	656	470
August	830	757
September	1,064	956
October	1,169	1,092
November	1,324	1,292
December	1,498	1,468
January	1,612	
February	1,780	
March	1,788	
April	1,813	
May	1,815	
June	1,815	

### QUALITY

	Quantity	Base Number	Contract	AT	Region	England
% of FP17s for the same patient ID Re-attending within 3 months - Children	244	1,100	22.2%	13.0%	13.4%	12.4%
% of FP17s for the same patient ID Re-attending within 3 months - Adults	6	32	18.8%	17.4%	17.3%	16.6%
% of FP17s for the same patient ID Re-attending between 3 & 9 months - Children	442	1,100	40.2%	57.2%	58.9%	57.5%
% of FP17s for the same patient ID Re-attending between 3 & 9 months - Adults	11	32	34.4%	50.9%	52.5%	50.4%
% of FP17s for Band 1 Urgent Courses	35	999	3.5%	11.0%	9.3%	9.1%
% of FP17s Relating to Free Repair or Replacements	0	999	0.0%	0.9%	1.0%	0.8%
% of FP17s Relating to Continuations	0	999	0.0%	1.3%	1.5%	1.3%
% of Patients satisfied with the dentistry they have received	1	1	N/A	92.3%	93.1%	92.7%
% of Patients satisfied with the time they had to wait for an appointment	1	1	N/A	88.9%	89.8%	88.8%

\* This is based on patients treated on this contract for their most recent course of treatment. Figures in italics indicate the base number of FP17s or Patient Questionnaire responses are less than 100. N/A is shown where the base number of responses is less than 10 during the period. % is calculated as Quantity/Base number\*100

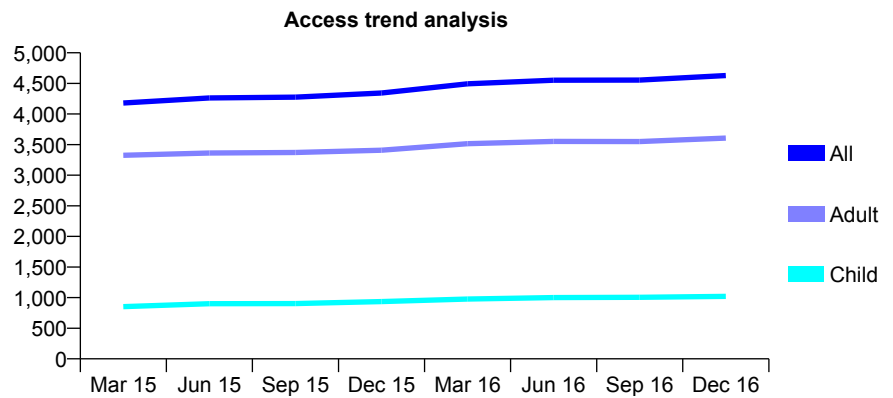
## Q47 - Vital Signs At a Glance Contract Report for 140104/0001 - December 2016

Name or company name	York Dental Practice
Contract type name	GDS Contract
Purpose of contract	General
Contract start date	01/04/2013
Contract end date	

16/17 Contracted general activity (UDA)	13,865
Carry forward general activity (UDA)	-11
16/17 Contracted orthodontic activity (UOA)	0
Carry forward orthodontic activity (UOA)	0
Baseline contract value	£397,123.86

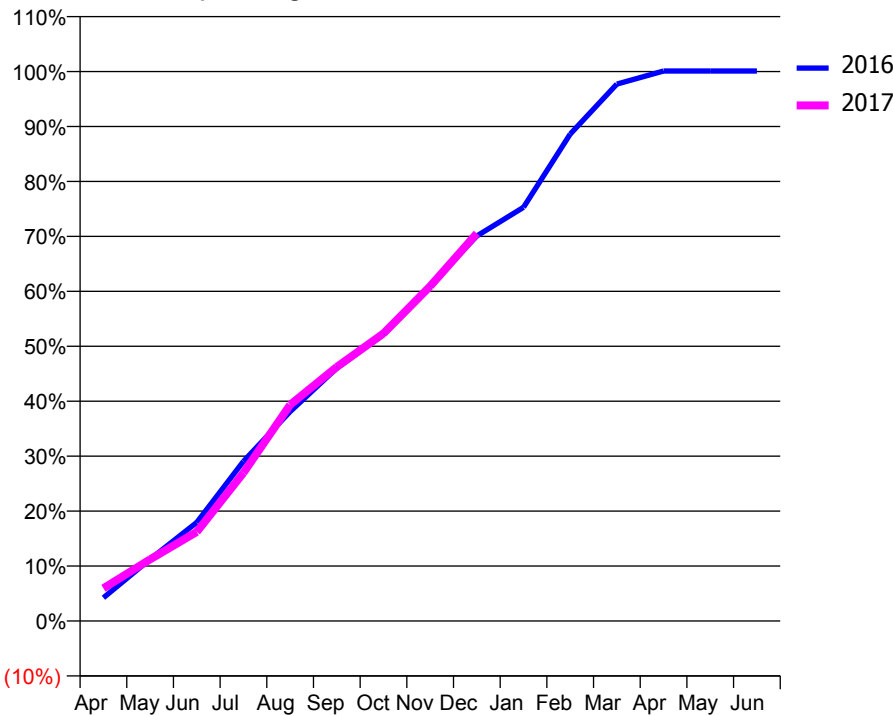
### ACCESS\*

Patients seen in 24 months	Total	Change since previous quarter
Quarter ending December 2015	4,343	
Quarter ending March 2016	4,493	↑
Quarter ending June 2016	4,553	→
Quarter ending September 2016	4,555	→
Quarter ending December 2016	4,628	→
<b>Variance since December 2015</b>	<b>6.6%</b>	<b>↑</b>



### ACTIVITY

Cumulative percentage of contracted UDA delivered 2016 & 2017



Month	Adjusted Scheduled Activity (UDA)	
	2016	2017
April	589	825
May	1,560	1,558
June	2,489	2,250
July	4,028	3,740
August	5,283	5,456
September	6,380	6,412
October	7,240	7,254
November	8,479	8,448
December	9,715	9,780
January	10,440	
February	12,286	
March	13,548	
April	13,876	
May	13,876	
June	13,876	

### QUALITY

	Quantity	Base Number	Contract	AT	Region	England
% of FP17s for the same patient ID Re-attending within 3 months - Children	144	1,233	11.7%	13.0%	13.4%	12.4%
% of FP17s for the same patient ID Re-attending within 3 months - Adults	560	3,899	14.4%	17.4%	17.3%	16.6%
% of FP17s for the same patient ID Re-attending between 3 & 9 months - Children	726	1,233	58.9%	57.2%	58.9%	57.5%
% of FP17s for the same patient ID Re-attending between 3 & 9 months - Adults	2,217	3,899	56.9%	50.9%	52.5%	50.4%
% of FP17s for Band 1 Urgent Courses	419	4,985	8.4%	11.0%	9.3%	9.1%
% of FP17s Relating to Free Repair or Replacements	63	4,985	1.3%	0.9%	1.0%	0.8%
% of FP17s Relating to Continuations	22	4,985	0.4%	1.3%	1.5%	1.3%
% of Patients satisfied with the dentistry they have received	11	12	91.7%	92.3%	93.1%	92.7%
% of Patients satisfied with the time they had to wait for an appointment	12	12	100.0%	88.9%	89.8%	88.8%

\* This is based on patients treated on this contract for their most recent course of treatment. Figures in italics indicate the base number of FP17s or Patient Questionnaire responses are less than 100. N/A is shown where the base number of responses is less than 10 during the period. % is calculated as Quantity/Base number\*100

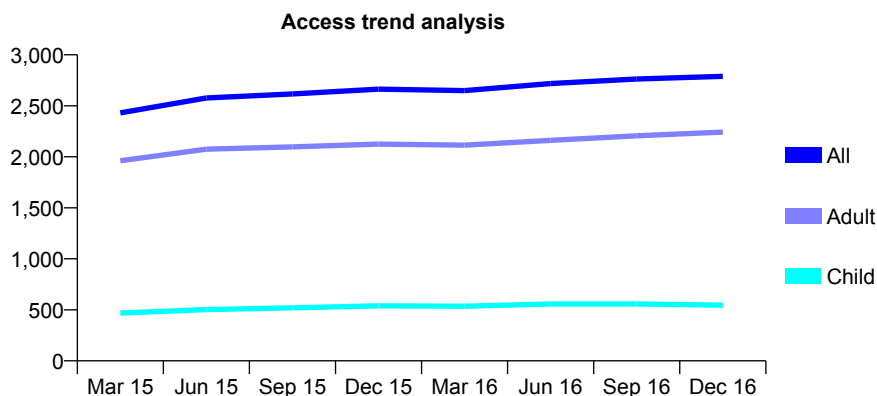
## Q47 - Vital Signs At a Glance Contract Report for 141674/0001 - December 2016

Name or company name	Aesthetic Dental Solutions
Contract type name	GDS Contract
Purpose of contract	General
Contract start date	18/11/2009
Contract end date	

16/17 Contracted general activity (UDA)	9,841
Carry forward general activity (UDA)	-197
16/17 Contracted orthodontic activity (UOA)	0
Carry forward orthodontic activity (UOA)	0
Baseline contract value	£244,271.08

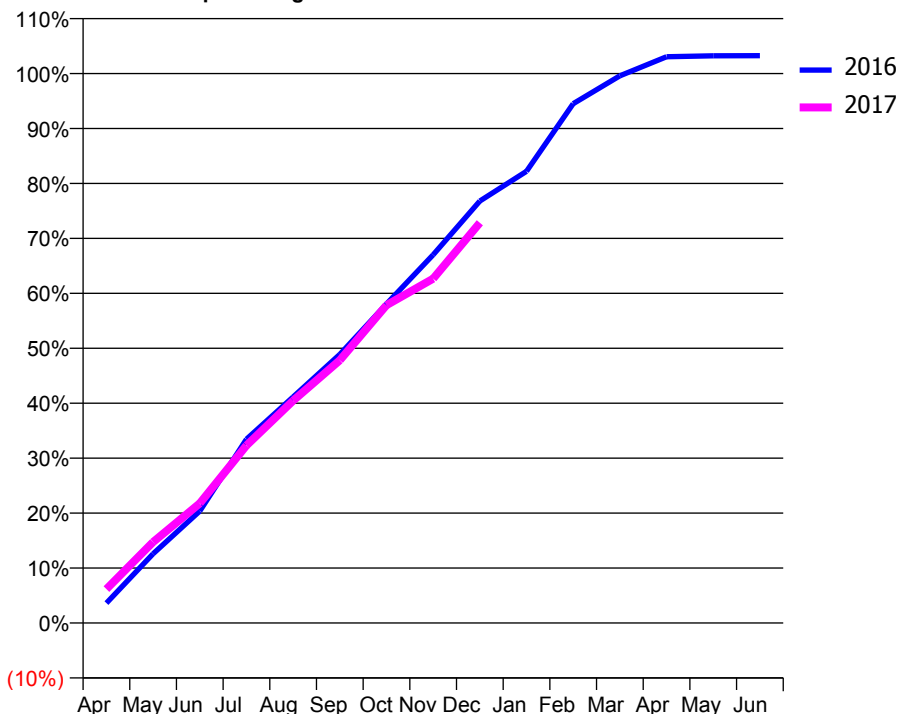
### ACCESS\*

Patients seen in 24 months	Total	Change since previous quarter
Quarter ending December 2015	2,664	
Quarter ending March 2016	2,649	→
Quarter ending June 2016	2,718	↑
Quarter ending September 2016	2,763	→
Quarter ending December 2016	2,789	→
<b>Variance since December 2015</b>	<b>4.7%</b>	<b>↑</b>



### ACTIVITY

Cumulative percentage of contracted UDA delivered 2016 & 2017



Month	Adjusted Scheduled Activity (UDA)	
	2016	2017
April	357	609
May	1,241	1,451
June	2,004	2,143
July	3,293	3,180
August	4,050	3,983
September	4,812	4,705
October	5,713	5,691
November	6,595	6,168
December	7,556	7,167
January	8,089	
February	9,301	
March	9,799	
April	10,141	
May	10,158	
June	10,159	

### QUALITY

	Quantity	Base Number	Contract	AT	Region	England
% of FP17s for the same patient ID Re-attending within 3 months - Children	69	630	11.0%	13.0%	13.4%	12.4%
% of FP17s for the same patient ID Re-attending within 3 months - Adults	507	2,621	19.3%	17.4%	17.3%	16.6%
% of FP17s for the same patient ID Re-attending between 3 & 9 months - Children	366	630	58.1%	57.2%	58.9%	57.5%
% of FP17s for the same patient ID Re-attending between 3 & 9 months - Adults	1,436	2,621	54.8%	50.9%	52.5%	50.4%
% of FP17s for Band 1 Urgent Courses	345	3,086	11.2%	11.0%	9.3%	9.1%
% of FP17s Relating to Free Repair or Replacements	40	3,086	1.3%	0.9%	1.0%	0.8%
% of FP17s Relating to Continuations	38	3,086	1.2%	1.3%	1.5%	1.3%
% of Patients satisfied with the dentistry they have received	6	6	N/A	92.3%	93.1%	92.7%
% of Patients satisfied with the time they had to wait for an appointment	6	6	N/A	88.9%	89.8%	88.8%

\* This is based on patients treated on this contract for their most recent course of treatment. Figures in italics indicate the base number of FP17s or Patient Questionnaire responses are less than 100. N/A is shown where the base number of responses is less than 10 during the period. % is calculated as Quantity/Base number\*100

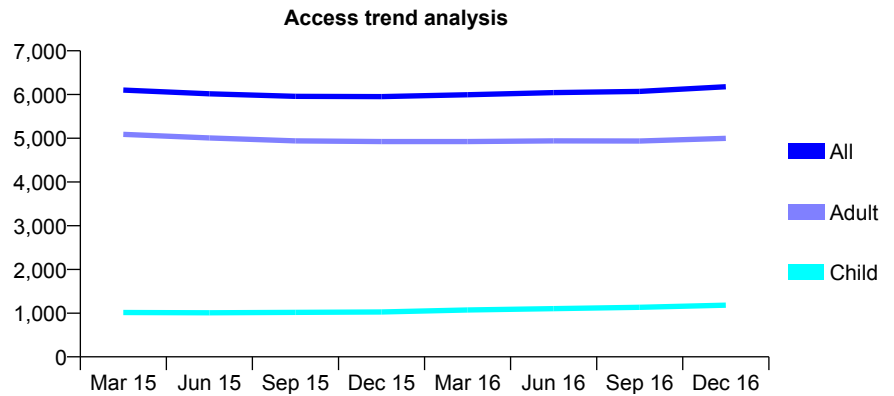
## Q47 - Vital Signs At a Glance Contract Report for 144835/0001 - December 2016

Name or company name	Skipton Road Dental Practice
Contract type name	Pilot Contract
Purpose of contract	General
Contract start date	01/04/2013
Contract end date	

16/17 Contracted general activity (UDA)	22,500
Carry forward general activity (UDA)	0
16/17 Contracted orthodontic activity (UOA)	0
Carry forward orthodontic activity (UOA)	0
Baseline contract value	£742,199.74

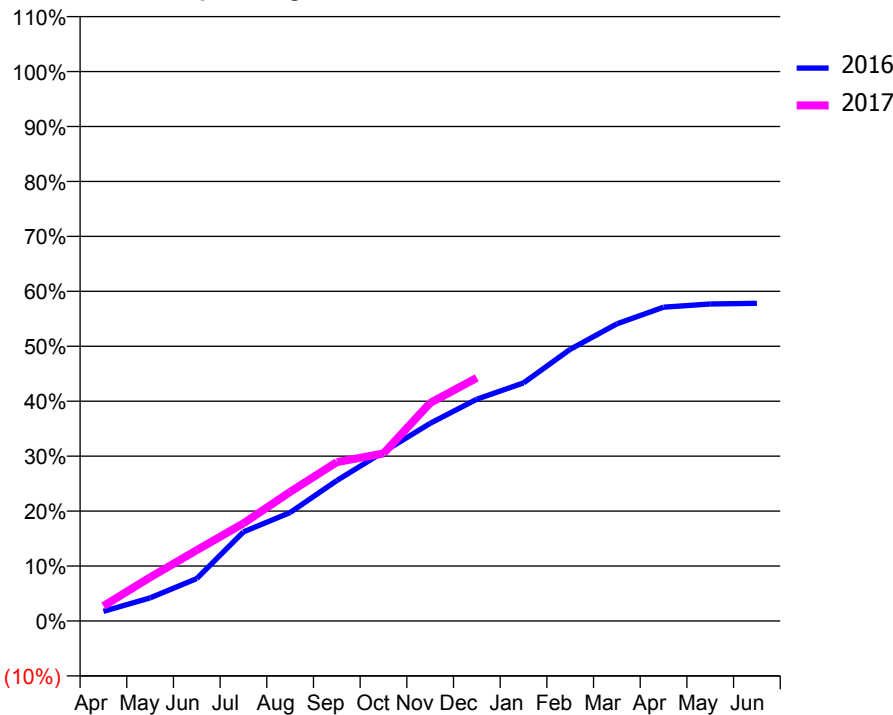
### ACCESS\*

Patients seen in 24 months	Total	Change since previous quarter
Quarter ending December 2015	5,951	
Quarter ending March 2016	5,996	→
Quarter ending June 2016	6,043	→
Quarter ending September 2016	6,070	→
Quarter ending December 2016	6,179	→
<b>Variance since December 2015</b>	<b>3.8%</b>	<b>↑</b>



### ACTIVITY

Cumulative percentage of contracted UDA delivered 2016 & 2017



Month	Adjusted Scheduled Activity (UDA)	
	2016	2017
April	395	612
May	948	1,787
June	1,740	2,903
July	3,649	4,001
August	4,444	5,289
September	5,751	6,506
October	6,929	6,858
November	8,094	8,930
December	9,082	9,956
January	9,748	
February	11,127	
March	12,166	
April	12,853	
May	12,980	
June	13,011	

### QUALITY

	Quantity	Base Number	Contract	AT	Region	England
% of FP17s for the same patient ID Re-attending within 3 months - Children	43	1,098	3.9%	13.0%	13.4%	12.4%
% of FP17s for the same patient ID Re-attending within 3 months - Adults	437	4,038	10.8%	17.4%	17.3%	16.6%
% of FP17s for the same patient ID Re-attending between 3 & 9 months - Children	458	1,098	41.7%	57.2%	58.9%	57.5%
% of FP17s for the same patient ID Re-attending between 3 & 9 months - Adults	1,390	4,038	34.4%	50.9%	52.5%	50.4%
% of FP17s for Band 1 Urgent Courses	176	4,491	3.9%	11.0%	9.3%	9.1%
% of FP17s Relating to Free Repair or Replacements	61	4,491	1.4%	0.9%	1.0%	0.8%
% of FP17s Relating to Continuations	20	4,491	0.4%	1.3%	1.5%	1.3%
% of Patients satisfied with the dentistry they have received	11	12	91.7%	92.3%	93.1%	92.7%
% of Patients satisfied with the time they had to wait for an appointment	9	12	75.0%	88.9%	89.8%	88.8%

\* This is based on patients treated on this contract for their most recent course of treatment. Figures in italics indicate the base number of FP17s or Patient Questionnaire responses are less than 100. N/A is shown where the base number of responses is less than 10 during the period. % is calculated as Quantity/Base number\*100

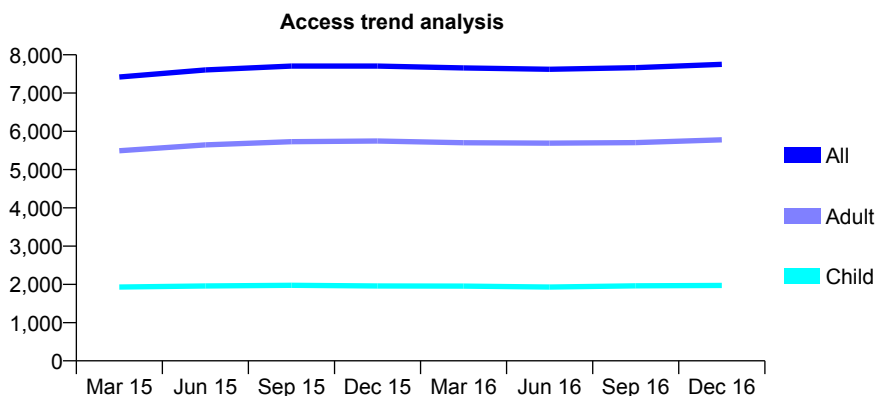
## Q47 - Vital Signs At a Glance Contract Report for 145432/0001 - December 2016

Name or company name	Michael C Jolly and Thomas Gacesa
Contract type name	GDS Contract
Purpose of contract	General
Contract start date	01/11/2013
Contract end date	

16/17 Contracted general activity (UDA)	26,088
Carry forward general activity (UDA)	-414
16/17 Contracted orthodontic activity (UOA)	0
Carry forward orthodontic activity (UOA)	0
Baseline contract value	£777,628.43

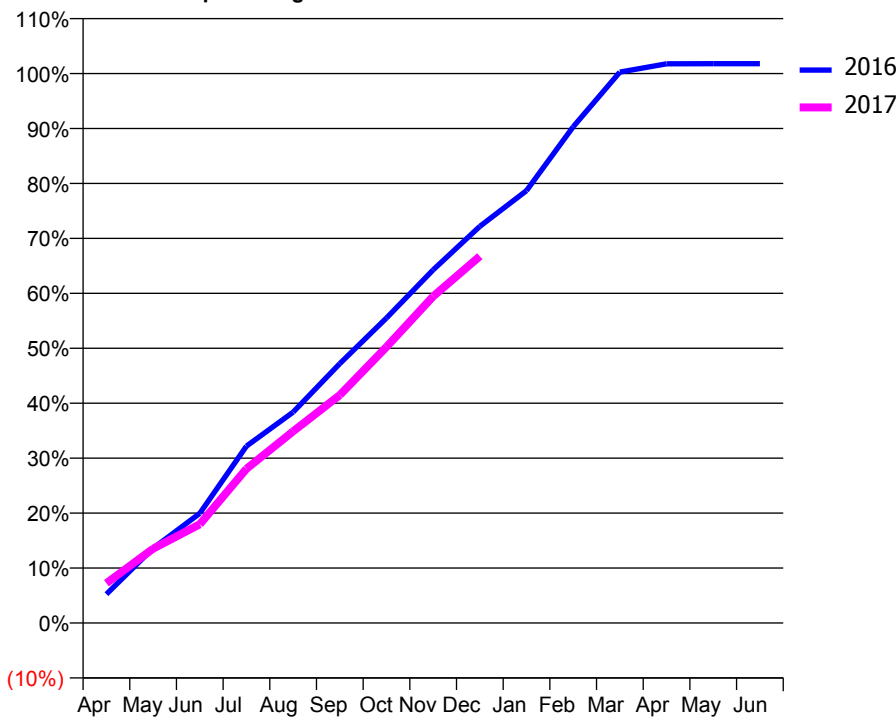
### ACCESS\*

Patients seen in 24 months	Total	Change since previous quarter
Quarter ending December 2015	7,705	
Quarter ending March 2016	7,656	→
Quarter ending June 2016	7,622	→
Quarter ending September 2016	7,665	→
Quarter ending December 2016	7,750	→
<b>Variance since December 2015</b>	<b>0.6%</b>	<b>→</b>



### ACTIVITY

Cumulative percentage of contracted UDA delivered 2016 & 2017



Month	Adjusted Scheduled Activity (UDA)	
	2016	2017
April	1,224	1,892
May	3,164	3,529
June	4,649	4,691
July	7,493	7,323
August	8,937	9,100
September	10,992	10,822
October	12,920	13,108
November	14,963	15,508
December	16,806	17,412
January	18,316	
February	21,023	
March	23,340	
April	23,693	
May	23,694	
June	23,694	

### QUALITY

	Quantity	Base Number	Contract	AT	Region	England
% of FP17s for the same patient ID Re-attending within 3 months - Children	194	2,591	7.5%	13.0%	13.4%	12.4%
% of FP17s for the same patient ID Re-attending within 3 months - Adults	799	7,130	11.2%	17.4%	17.3%	16.6%
% of FP17s for the same patient ID Re-attending between 3 & 9 months - Children	1,921	2,591	74.1%	57.2%	58.9%	57.5%
% of FP17s for the same patient ID Re-attending between 3 & 9 months - Adults	5,109	7,130	71.7%	50.9%	52.5%	50.4%
% of FP17s for Band 1 Urgent Courses	284	9,463	3.0%	11.0%	9.3%	9.1%
% of FP17s Relating to Free Repair or Replacements	19	9,463	0.2%	0.9%	1.0%	0.8%
% of FP17s Relating to Continuations	166	9,463	1.8%	1.3%	1.5%	1.3%
% of Patients satisfied with the dentistry they have received	17	19	89.5%	92.3%	93.1%	92.7%
% of Patients satisfied with the time they had to wait for an appointment	17	19	89.5%	88.9%	89.8%	88.8%

\* This is based on patients treated on this contract for their most recent course of treatment. Figures in italics indicate the base number of FP17s or Patient Questionnaire responses are less than 100. N/A is shown where the base number of responses is less than 10 during the period. % is calculated as Quantity/Base number\*100

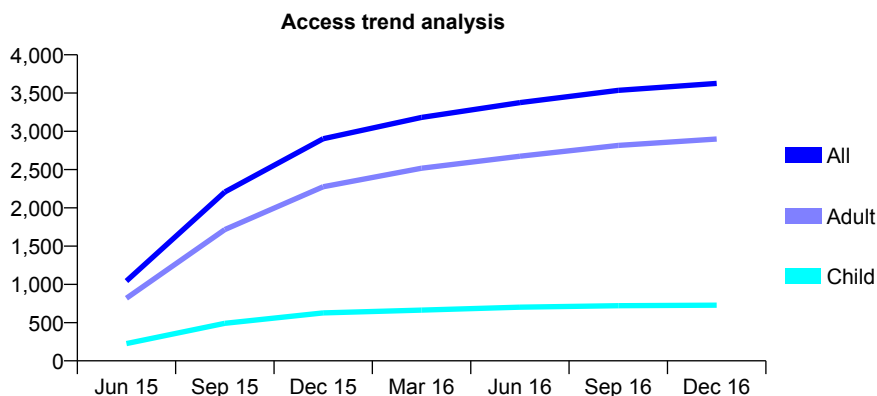
## Q47 - Vital Signs At a Glance Contract Report for 146412/0001 - December 2016

Name or company name	Taghi Khodarahmi
Contract type name	GDS Contract
Purpose of contract	General
Contract start date	01/04/2015
Contract end date	

16/17 Contracted general activity (UDA)	12,500
Carry forward general activity (UDA)	-80
16/17 Contracted orthodontic activity (UOA)	0
Carry forward orthodontic activity (UOA)	0
Baseline contract value	£270,171.52

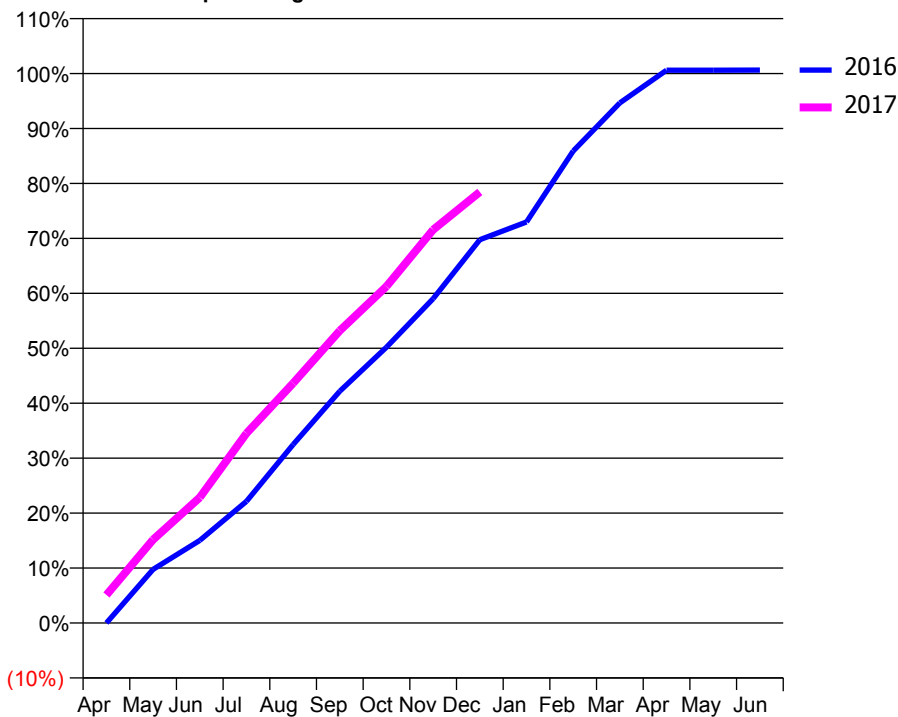
### ACCESS\*

Patients seen in 24 months	Total	Change since previous quarter
Quarter ending December 2015	2,902	
Quarter ending March 2016	3,181	↑
Quarter ending June 2016	3,375	↑
Quarter ending September 2016	3,536	↑
Quarter ending December 2016	3,626	↑
<b>Variance since December 2015</b>	<b>24.9%</b>	<b>↑</b>



### ACTIVITY

Cumulative percentage of contracted UDA delivered 2016 & 2017



Month	Adjusted Scheduled Activity (UDA)	
	2016	2017
April	0	638
May	1,271	1,896
June	1,956	2,856
July	2,878	4,314
August	4,221	5,455
September	5,483	6,650
October	6,527	7,659
November	7,673	8,948
December	9,067	9,806
January	9,487	
February	11,165	
March	12,305	
April	13,078	
May	13,078	
June	13,080	

### QUALITY

	Quantity	Base Number	Contract	AT	Region	England
% of FP17s for the same patient ID Re-attending within 3 months - Children	56	891	6.3%	13.0%	13.4%	12.4%
% of FP17s for the same patient ID Re-attending within 3 months - Adults	480	3,475	13.8%	17.4%	17.3%	16.6%
% of FP17s for the same patient ID Re-attending between 3 & 9 months - Children	609	891	68.4%	57.2%	58.9%	57.5%
% of FP17s for the same patient ID Re-attending between 3 & 9 months - Adults	2,268	3,475	65.3%	50.9%	52.5%	50.4%
% of FP17s for Band 1 Urgent Courses	255	4,048	6.3%	11.0%	9.3%	9.1%
% of FP17s Relating to Free Repair or Replacements	29	4,048	0.7%	0.9%	1.0%	0.8%
% of FP17s Relating to Continuations	69	4,048	1.7%	1.3%	1.5%	1.3%
% of Patients satisfied with the dentistry they have received	19	19	100.0%	92.3%	93.1%	92.7%
% of Patients satisfied with the time they had to wait for an appointment	19	19	100.0%	88.9%	89.8%	88.8%

\* This is based on patients treated on this contract for their most recent course of treatment. Figures in italics indicate the base number of FP17s or Patient Questionnaire responses are less than 100. N/A is shown where the base number of responses is less than 10 during the period. % is calculated as Quantity/Base number\*100

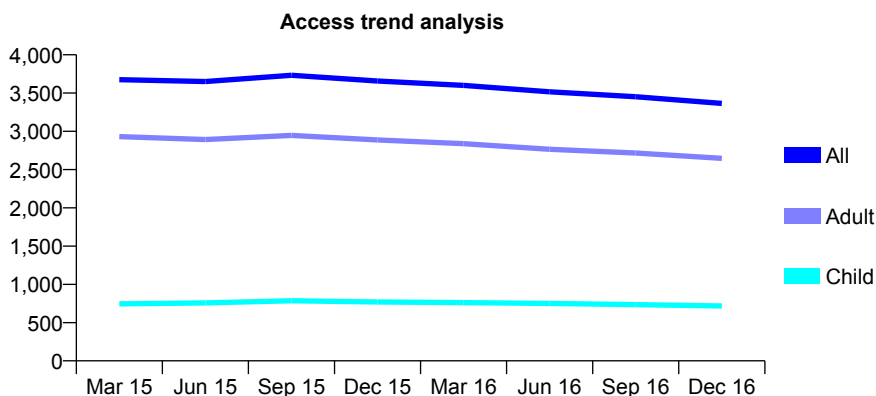
## Q47 - Vital Signs At a Glance Contract Report for 147125/0001 - December 2016

Name or company name	Piotr Drozynski and Grazyna Barbara Droz
Contract type name	GDS Contract
Purpose of contract	General
Contract start date	07/12/2008
Contract end date	

16/17 Contracted general activity (UDA)	12,076
Carry forward general activity (UDA)	-69
16/17 Contracted orthodontic activity (UOA)	0
Carry forward orthodontic activity (UOA)	0
Baseline contract value	£363,121.17

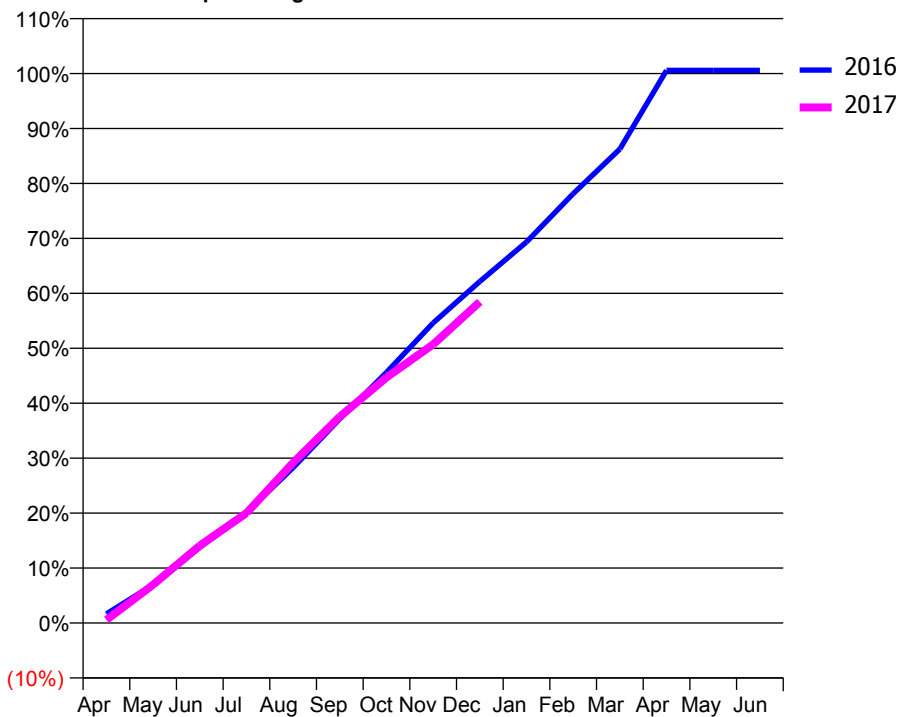
### ACCESS\*

Patients seen in 24 months	Total	Change since previous quarter
Quarter ending December 2015	3,657	
Quarter ending March 2016	3,600	↓
Quarter ending June 2016	3,517	↓
Quarter ending September 2016	3,451	↓
Quarter ending December 2016	3,364	↓
<b>Variance since December 2015</b>	<b>(8.0%)</b>	↓



### ACTIVITY

Cumulative percentage of contracted UDA delivered 2016 & 2017



Month	Adjusted Scheduled Activity (UDA)	
	2016	2017
April	202	69
May	843	842
June	1,663	1,700
July	2,425	2,417
August	3,416	3,525
September	4,486	4,534
October	5,508	5,396
November	6,594	6,123
December	7,506	7,059
January	8,373	
February	9,434	
March	10,416	
April	12,145	
May	12,145	
June	12,145	

### QUALITY

	Quantity	Base Number	Contract	AT	Region	England
% of FP17s for the same patient ID Re-attending within 3 months - Children	126	914	13.8%	13.0%	13.4%	12.4%
% of FP17s for the same patient ID Re-attending within 3 months - Adults	761	3,462	22.0%	17.4%	17.3%	16.6%
% of FP17s for the same patient ID Re-attending between 3 & 9 months - Children	553	914	60.5%	57.2%	58.9%	57.5%
% of FP17s for the same patient ID Re-attending between 3 & 9 months - Adults	2,121	3,462	61.3%	50.9%	52.5%	50.4%
% of FP17s for Band 1 Urgent Courses	390	3,773	10.3%	11.0%	9.3%	9.1%
% of FP17s Relating to Free Repair or Replacements	28	3,773	0.7%	0.9%	1.0%	0.8%
% of FP17s Relating to Continuations	74	3,773	2.0%	1.3%	1.5%	1.3%
% of Patients satisfied with the dentistry they have received	6	6	N/A	92.3%	93.1%	92.7%
% of Patients satisfied with the time they had to wait for an appointment	6	6	N/A	88.9%	89.8%	88.8%

\* This is based on patients treated on this contract for their most recent course of treatment. Figures in italics indicate the base number of FP17s or Patient Questionnaire responses are less than 100. N/A is shown where the base number of responses is less than 10 during the period. % is calculated as Quantity/Base number\*100



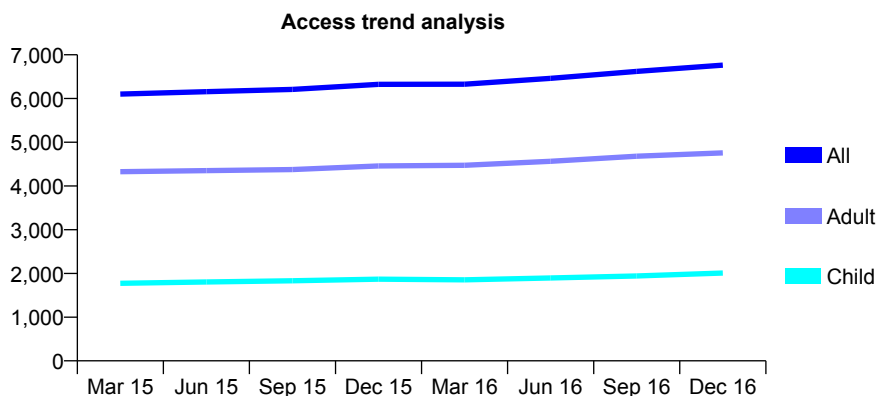
## Q47 - Vital Signs At a Glance Contract Report for 148253/0001 - December 2016

Name or company name	Whitecross
Contract type name	GDS Contract
Purpose of contract	General
Contract start date	01/12/2009
Contract end date	

16/17 Contracted general activity (UDA)	21,743
Carry forward general activity (UDA)	-295
16/17 Contracted orthodontic activity (UOA)	0
Carry forward orthodontic activity (UOA)	0
Baseline contract value	£518,777.36

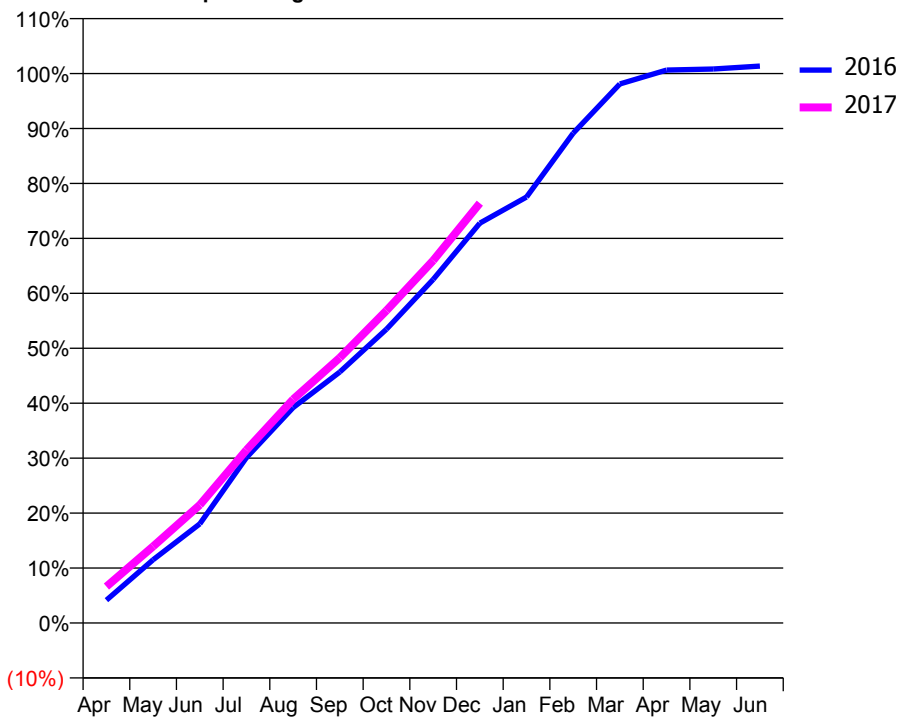
### ACCESS\*

Patients seen in 24 months	Total	Change since previous quarter
Quarter ending December 2015	6,325	
Quarter ending March 2016	6,326	→
Quarter ending June 2016	6,461	↑
Quarter ending September 2016	6,621	↑
Quarter ending December 2016	6,764	↑
<b>Variance since December 2015</b>	<b>6.9%</b>	<b>↑</b>



### ACTIVITY

Cumulative percentage of contracted UDA delivered 2016 & 2017



Month	Adjusted Scheduled Activity (UDA)	
	2016	2017
April	905	1,444
May	2,503	3,032
June	3,924	4,670
July	6,548	6,849
August	8,525	8,850
September	9,932	10,496
October	11,628	12,367
November	13,595	14,343
December	15,823	16,612
January	16,857	
February	19,383	
March	21,328	
April	21,878	
May	21,918	
June	22,038	

### QUALITY

	Quantity	Base Number	Contract	AT	Region	England
% of FP17s for the same patient ID Re-attending within 3 months - Children	208	2,411	8.6%	13.0%	13.4%	12.4%
% of FP17s for the same patient ID Re-attending within 3 months - Adults	751	5,164	14.5%	17.4%	17.3%	16.6%
% of FP17s for the same patient ID Re-attending between 3 & 9 months - Children	1,464	2,411	60.7%	57.2%	58.9%	57.5%
% of FP17s for the same patient ID Re-attending between 3 & 9 months - Adults	2,971	5,164	57.5%	50.9%	52.5%	50.4%
% of FP17s for Band 1 Urgent Courses	326	7,336	4.4%	11.0%	9.3%	9.1%
% of FP17s Relating to Free Repair or Replacements	40	7,336	0.5%	0.9%	1.0%	0.8%
% of FP17s Relating to Continuations	160	7,336	2.2%	1.3%	1.5%	1.3%
% of Patients satisfied with the dentistry they have received	7	7	N/A	92.3%	93.1%	92.7%
% of Patients satisfied with the time they had to wait for an appointment	5	7	N/A	88.9%	89.8%	88.8%

\* This is based on patients treated on this contract for their most recent course of treatment. Figures in italics indicate the base number of FP17s or Patient Questionnaire responses are less than 100. N/A is shown where the base number of responses is less than 10 during the period. % is calculated as Quantity/Base number\*100

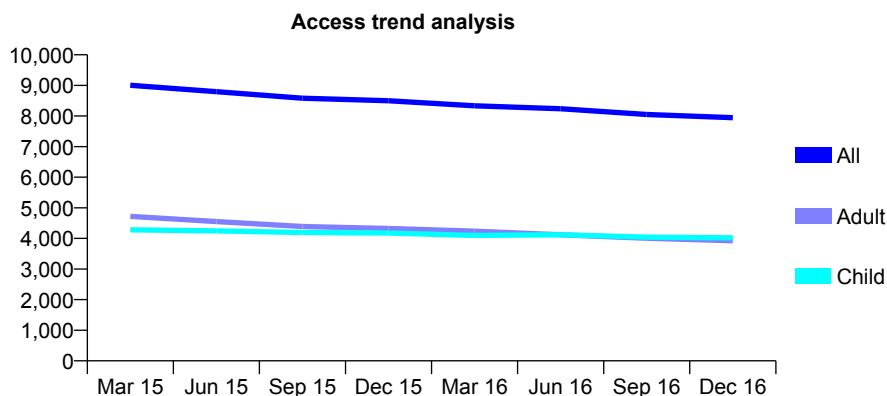
## Q47 - Vital Signs At a Glance Contract Report for 148601/0001 - December 2016

Name or company name	Redbridge Associates Ltd.
Contract type name	GDS Contract
Purpose of contract	General
Contract start date	01/04/2007
Contract end date	

16/17 Contracted general activity (UDA)	28,527
Carry forward general activity (UDA)	-571
16/17 Contracted orthodontic activity (UOA)	0
Carry forward orthodontic activity (UOA)	0
Baseline contract value	£781,657.31

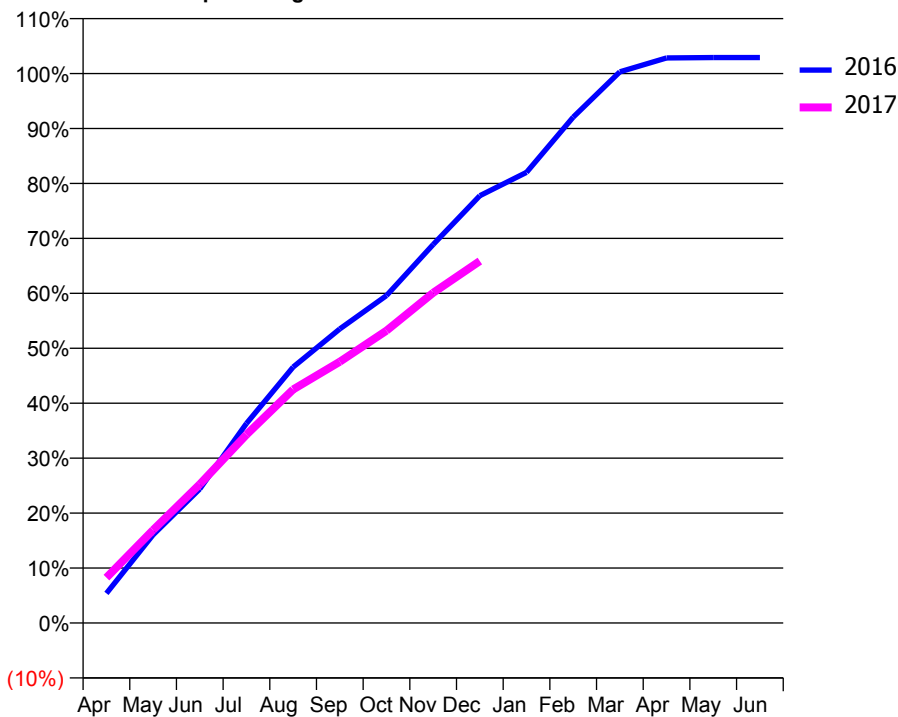
### ACCESS\*

Patients seen in 24 months	Total	Change since previous quarter
Quarter ending December 2015	8,501	
Quarter ending March 2016	8,333	↓
Quarter ending June 2016	8,239	↓
Quarter ending September 2016	8,050	↓
Quarter ending December 2016	7,945	↓
<b>Variance since December 2015</b>	<b>(6.5%)</b>	<b>↓</b>



### ACTIVITY

Cumulative percentage of contracted UDA delivered 2016 & 2017



Month	Adjusted Scheduled Activity (UDA)	
	2016	2017
April	1,543	2,360
May	4,578	4,826
June	6,958	7,206
July	10,358	9,780
August	13,287	12,127
September	15,266	13,564
October	16,996	15,176
November	19,648	17,146
December	22,182	18,790
January	23,395	
February	26,264	
March	28,614	
April	29,332	
May	29,356	
June	29,357	

### QUALITY

	Quantity	Base Number	Contract	AT	Region	England
% of FP17s for the same patient ID Re-attending within 3 months - Children	437	3,971	11.0%	13.0%	13.4%	12.4%
% of FP17s for the same patient ID Re-attending within 3 months - Adults	911	3,742	24.3%	17.4%	17.3%	16.6%
% of FP17s for the same patient ID Re-attending between 3 & 9 months - Children	1,724	3,971	43.4%	57.2%	58.9%	57.5%
% of FP17s for the same patient ID Re-attending between 3 & 9 months - Adults	1,371	3,742	36.6%	50.9%	52.5%	50.4%
% of FP17s for Band 1 Urgent Courses	1,374	7,398	18.6%	11.0%	9.3%	9.1%
% of FP17s Relating to Free Repair or Replacements	2	7,398	0.0%	0.9%	1.0%	0.8%
% of FP17s Relating to Continuations	114	7,398	1.5%	1.3%	1.5%	1.3%
% of Patients satisfied with the dentistry they have received	4	4	N/A	92.3%	93.1%	92.7%
% of Patients satisfied with the time they had to wait for an appointment	4	4	N/A	88.9%	89.8%	88.8%

\* This is based on patients treated on this contract for their most recent course of treatment. Figures in italics indicate the base number of FP17s or Patient Questionnaire responses are less than 100. N/A is shown where the base number of responses is less than 10 during the period. % is calculated as Quantity/Base number\*100

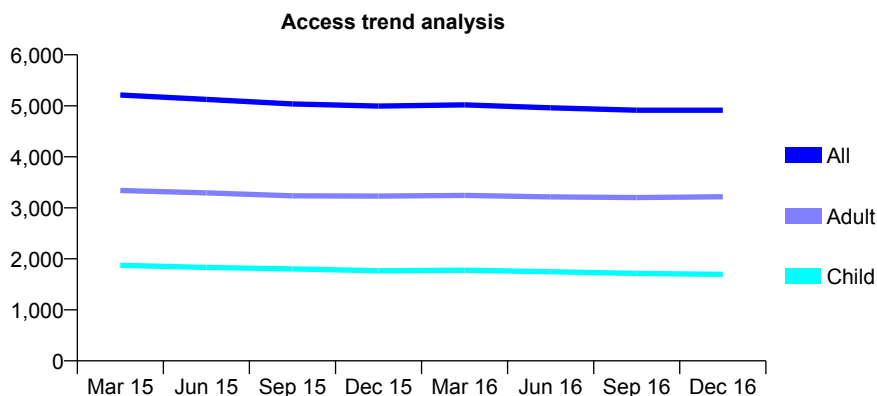
## Q47 - Vital Signs At a Glance Contract Report for 149276/0001 - December 2016

Name or company name	Ivory Dental Care
Contract type name	GDS Contract
Purpose of contract	General
Contract start date	01/04/2012
Contract end date	

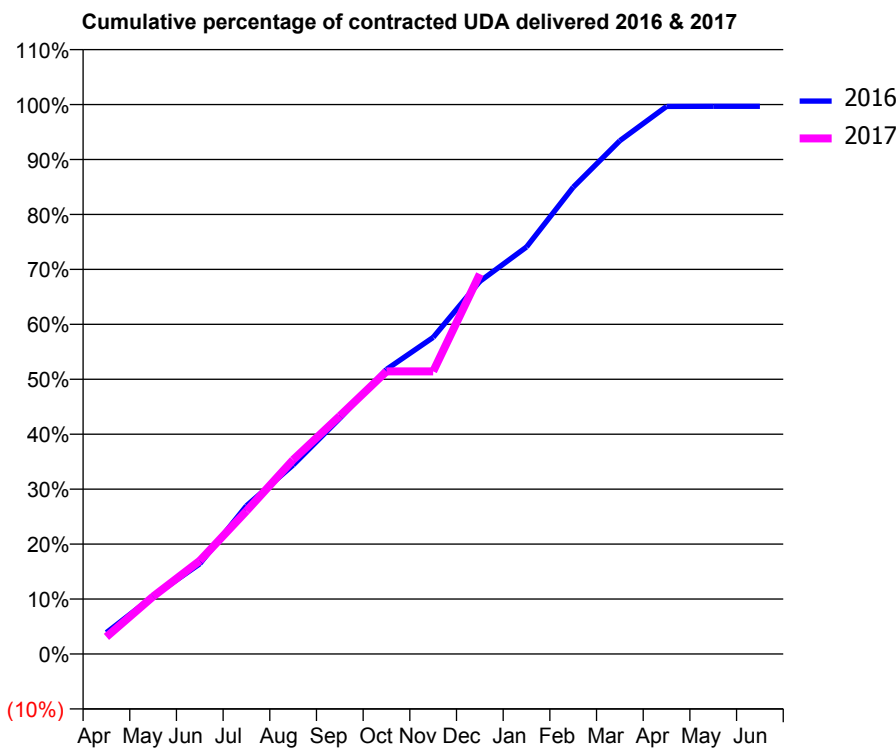
16/17 Contracted general activity (UDA)	14,200
Carry forward general activity (UDA)	47
16/17 Contracted orthodontic activity (UOA)	0
Carry forward orthodontic activity (UOA)	0
Baseline contract value	£432,120.84

### ACCESS\*

Patients seen in 24 months	Total	Change since previous quarter
Quarter ending December 2015	4,995	
Quarter ending March 2016	5,019	→
Quarter ending June 2016	4,962	↓
Quarter ending September 2016	4,915	→
Quarter ending December 2016	4,913	→
<b>Variance since December 2015</b>	<b>(1.6%)</b>	<b>↓</b>



### ACTIVITY



Month	Adjusted Scheduled Activity (UDA)	
	2016	2017
April	554	444
May	1,489	1,487
June	2,330	2,412
July	3,829	3,695
August	4,885	5,019
September	6,091	6,151
October	7,356	7,305
November	8,183	7,305
December	9,631	9,819
January	10,520	
February	12,062	
March	13,266	
April	14,151	
May	14,153	
June	14,153	

### QUALITY

	Quantity	Base Number	Contract	AT	Region	England
% of FP17s for the same patient ID Re-attending within 3 months - Children	162	2,071	7.8%	13.0%	13.4%	12.4%
% of FP17s for the same patient ID Re-attending within 3 months - Adults	778	3,910	19.9%	17.4%	17.3%	16.6%
% of FP17s for the same patient ID Re-attending between 3 & 9 months - Children	1,397	2,071	67.5%	57.2%	58.9%	57.5%
% of FP17s for the same patient ID Re-attending between 3 & 9 months - Adults	2,346	3,910	60.0%	50.9%	52.5%	50.4%
% of FP17s for Band 1 Urgent Courses	494	5,542	8.9%	11.0%	9.3%	9.1%
% of FP17s Relating to Free Repair or Replacements	32	5,542	0.6%	0.9%	1.0%	0.8%
% of FP17s Relating to Continuations	112	5,542	2.0%	1.3%	1.5%	1.3%
% of Patients satisfied with the dentistry they have received	8	9	N/A	92.3%	93.1%	92.7%
% of Patients satisfied with the time they had to wait for an appointment	9	9	N/A	88.9%	89.8%	88.8%

\* This is based on patients treated on this contract for their most recent course of treatment. Figures in italics indicate the base number of FP17s or Patient Questionnaire responses are less than 100. N/A is shown where the base number of responses is less than 10 during the period. % is calculated as Quantity/Base number\*100

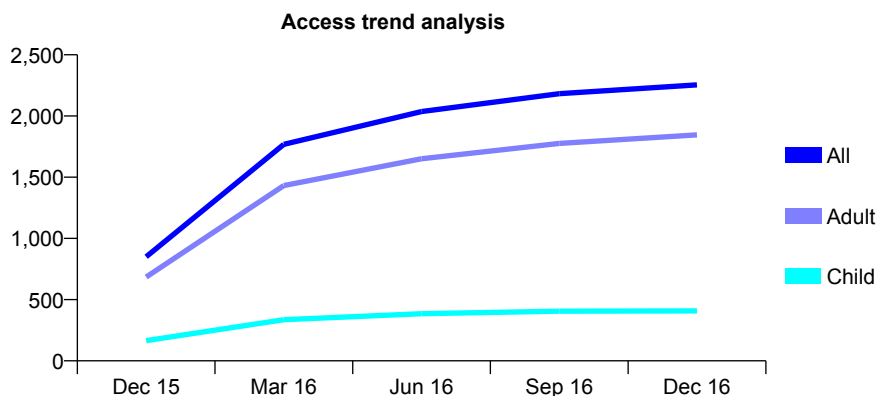
## Q47 - Vital Signs At a Glance Contract Report for 151238/0001 - December 2016

Name or company name	Synergy Dental Clinic Preston Ltd
Contract type name	GDS Contract
Purpose of contract	General
Contract start date	01/09/2015
Contract end date	

16/17 Contracted general activity (UDA)	10,460
Carry forward general activity (UDA)	-157
16/17 Contracted orthodontic activity (UOA)	0
Carry forward orthodontic activity (UOA)	0
Baseline contract value	£217,273.86

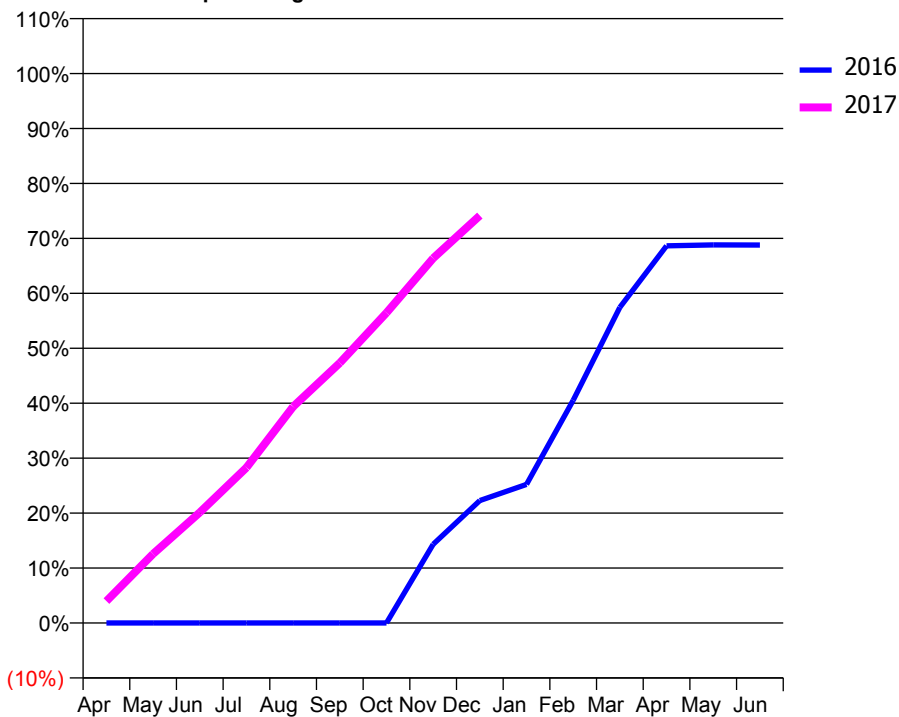
### ACCESS\*

Patients seen in 24 months	Total	Change since previous quarter
Quarter ending December 2015	850	
Quarter ending March 2016	1,768	↑
Quarter ending June 2016	2,036	↑
Quarter ending September 2016	2,182	↑
Quarter ending December 2016	2,254	↑
<b>Variance since December 2015</b>	<b>165.2%</b>	<b>↑</b>



### ACTIVITY

Cumulative percentage of contracted UDA delivered 2016 & 2017



Month	Adjusted Scheduled Activity (UDA)	
	2016	2017
April	0	416
May	0	1,316
June	0	2,105
July	0	2,959
August	0	4,117
September	0	4,950
October	0	5,906
November	1,413	6,943
December	2,199	7,755
January	2,487	
February	3,997	
March	5,666	
April	6,769	
May	6,786	
June	6,783	

### QUALITY

	Quantity	Base Number	Contract	AT	Region	England
% of FP17s for the same patient ID Re-attending within 3 months - Children	98	522	18.8%	13.0%	13.4%	12.4%
% of FP17s for the same patient ID Re-attending within 3 months - Adults	706	2,562	27.6%	17.4%	17.3%	16.6%
% of FP17s for the same patient ID Re-attending between 3 & 9 months - Children	252	522	48.3%	57.2%	58.9%	57.5%
% of FP17s for the same patient ID Re-attending between 3 & 9 months - Adults	1,169	2,562	45.6%	50.9%	52.5%	50.4%
% of FP17s for Band 1 Urgent Courses	172	2,814	6.1%	11.0%	9.3%	9.1%
% of FP17s Relating to Free Repair or Replacements	30	2,814	1.1%	0.9%	1.0%	0.8%
% of FP17s Relating to Continuations	24	2,814	0.9%	1.3%	1.5%	1.3%
% of Patients satisfied with the dentistry they have received	9	9	N/A	92.3%	93.1%	92.7%
% of Patients satisfied with the time they had to wait for an appointment	8	9	N/A	88.9%	89.8%	88.8%

\* This is based on patients treated on this contract for their most recent course of treatment. Figures in italics indicate the base number of FP17s or Patient Questionnaire responses are less than 100. N/A is shown where the base number of responses is less than 10 during the period. % is calculated as Quantity/Base number\*100

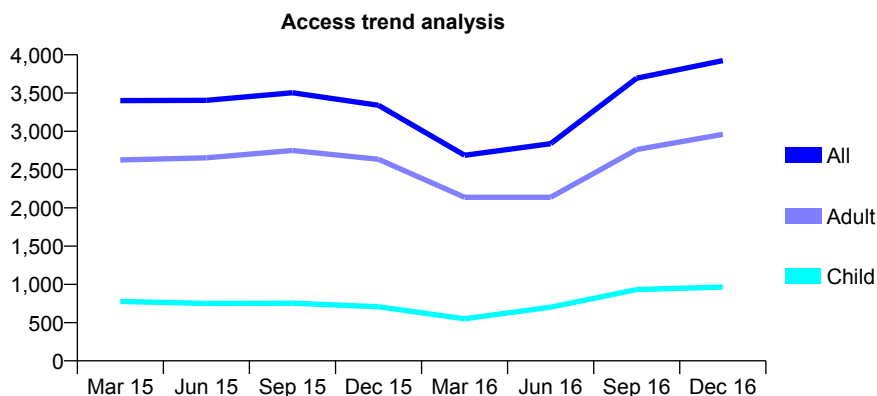
## Q47 - Vital Signs At a Glance Contract Report for 151831/0001 - December 2016

Name or company name	Whitworth Dental Care
Contract type name	GDS Contract
Purpose of contract	General
Contract start date	26/08/2011
Contract end date	

16/17 Contracted general activity (UDA)	10,612
Carry forward general activity (UDA)	381
16/17 Contracted orthodontic activity (UOA)	0
Carry forward orthodontic activity (UOA)	0
Baseline contract value	£342,126.15

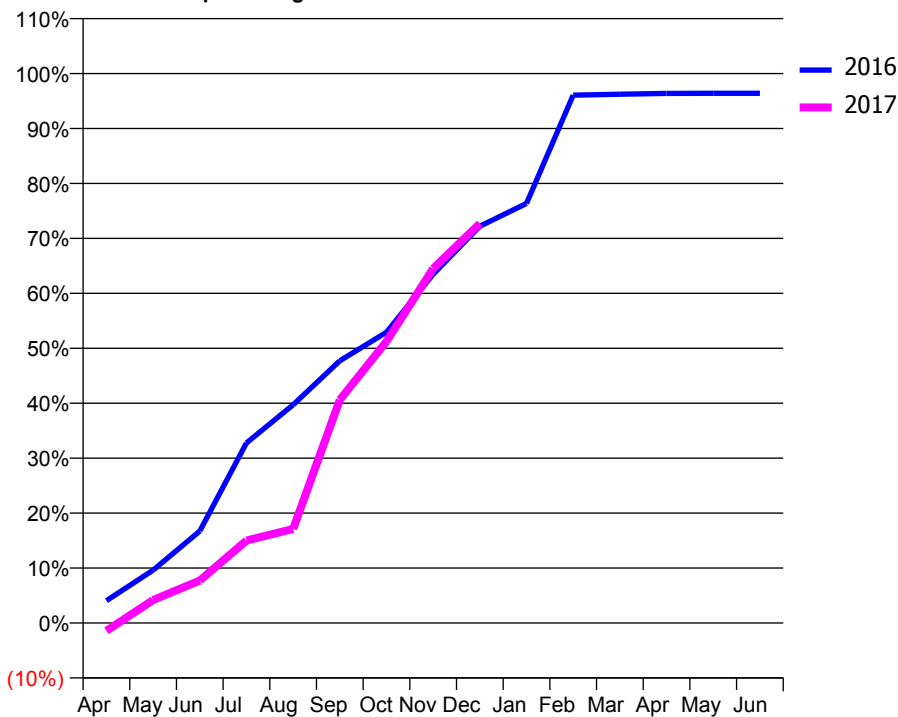
### ACCESS\*

Patients seen in 24 months	Total	Change since previous quarter
Quarter ending December 2015	3,340	
Quarter ending March 2016	2,687	↓
Quarter ending June 2016	2,839	↑
Quarter ending September 2016	3,694	↑
Quarter ending December 2016	3,924	↑
<b>Variance since December 2015</b>	<b>17.5%</b>	<b>↑</b>



### ACTIVITY

Cumulative percentage of contracted UDA delivered 2016 & 2017



Month	Adjusted Scheduled Activity (UDA)	
	2016	2017
April	432	-154
May	1,020	444
June	1,775	821
July	3,477	1,592
August	4,214	1,818
September	5,064	4,310
October	5,616	5,438
November	6,735	6,847
December	7,662	7,713
January	8,102	
February	10,193	
March	10,211	
April	10,228	
May	10,231	
June	10,231	

### QUALITY

	Quantity	Base Number	Contract	AT	Region	England
% of FP17s for the same patient ID Re-attending within 3 months - Children	144	1,519	9.5%	13.0%	13.4%	12.4%
% of FP17s for the same patient ID Re-attending within 3 months - Adults	247	3,136	7.9%	17.4%	17.3%	16.6%
% of FP17s for the same patient ID Re-attending between 3 & 9 months - Children	408	1,519	26.9%	57.2%	58.9%	57.5%
% of FP17s for the same patient ID Re-attending between 3 & 9 months - Adults	837	3,136	26.7%	50.9%	52.5%	50.4%
% of FP17s for Band 1 Urgent Courses	291	4,257	6.8%	11.0%	9.3%	9.1%
% of FP17s Relating to Free Repair or Replacements	10	4,257	0.2%	0.9%	1.0%	0.8%
% of FP17s Relating to Continuations	11	4,257	0.3%	1.3%	1.5%	1.3%
% of Patients satisfied with the dentistry they have received	13	14	92.9%	92.3%	93.1%	92.7%
% of Patients satisfied with the time they had to wait for an appointment	13	14	92.9%	88.9%	89.8%	88.8%

\* This is based on patients treated on this contract for their most recent course of treatment. Figures in italics indicate the base number of FP17s or Patient Questionnaire responses are less than 100. N/A is shown where the base number of responses is less than 10 during the period. % is calculated as Quantity/Base number\*100

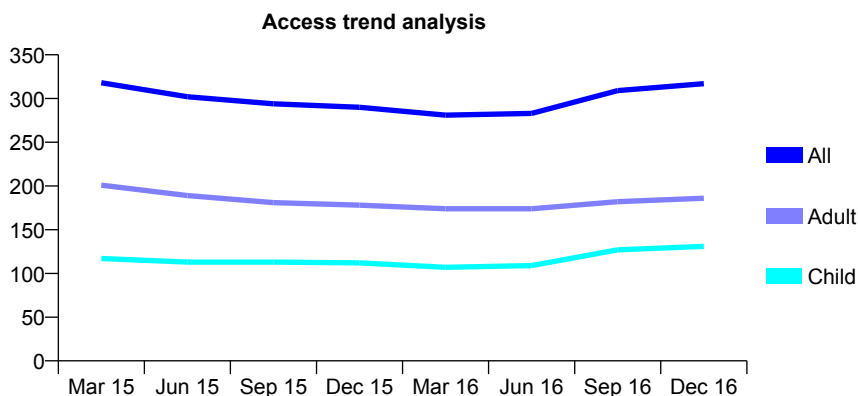
## Q47 - Vital Signs At a Glance Contract Report for 152846/0001 - December 2016

Name or company name	Poulton Practice Ltd
Contract type name	GDS Contract
Purpose of contract	General
Contract start date	02/12/2009
Contract end date	

16/17 Contracted general activity (UDA)	900
Carry forward general activity (UDA)	-2
16/17 Contracted orthodontic activity (UOA)	0
Carry forward orthodontic activity (UOA)	0
Baseline contract value	£25,415.98

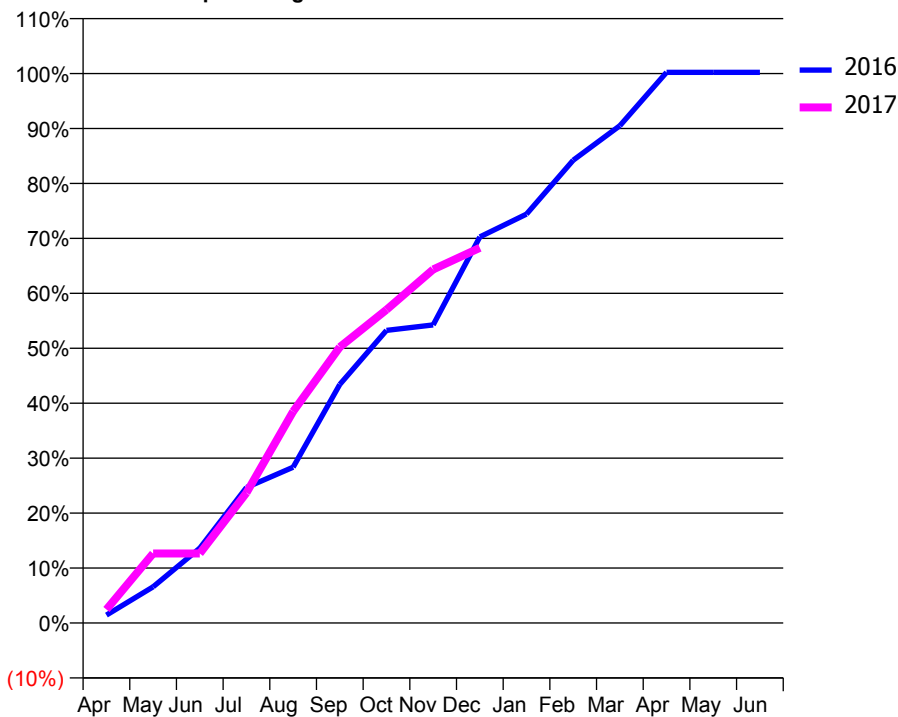
### ACCESS\*

Patients seen in 24 months	Total	Change since previous quarter
Quarter ending December 2015	290	
Quarter ending March 2016	281	↓
Quarter ending June 2016	283	→
Quarter ending September 2016	309	↑
Quarter ending December 2016	317	↑
<b>Variance since December 2015</b>	<b>9.3%</b>	<b>↑</b>



### ACTIVITY

Cumulative percentage of contracted UDA delivered 2016 & 2017



Month	Adjusted Scheduled Activity (UDA)	
	2016	2017
April	13	22
May	59	114
June	123	114
July	222	213
August	255	346
September	391	452
October	479	513
November	488	579
December	632	614
January	670	
February	758	
March	815	
April	902	
May	902	
June	902	

### QUALITY

	Quantity	Base Number	Contract	AT	Region	England
% of FP17s for the same patient ID Re-attending within 3 months - Children	8	159	5.0%	13.0%	13.4%	12.4%
% of FP17s for the same patient ID Re-attending within 3 months - Adults	30	238	12.6%	17.4%	17.3%	16.6%
% of FP17s for the same patient ID Re-attending between 3 & 9 months - Children	92	159	57.9%	57.2%	58.9%	57.5%
% of FP17s for the same patient ID Re-attending between 3 & 9 months - Adults	150	238	63.0%	50.9%	52.5%	50.4%
% of FP17s for Band 1 Urgent Courses	22	350	6.3%	11.0%	9.3%	9.1%
% of FP17s Relating to Free Repair or Replacements	4	350	1.1%	0.9%	1.0%	0.8%
% of FP17s Relating to Continuations	5	350	1.4%	1.3%	1.5%	1.3%
% of Patients satisfied with the dentistry they have received	1	1	N/A	92.3%	93.1%	92.7%
% of Patients satisfied with the time they had to wait for an appointment	1	1	N/A	88.9%	89.8%	88.8%

\* This is based on patients treated on this contract for their most recent course of treatment. Figures in italics indicate the base number of FP17s or Patient Questionnaire responses are less than 100. N/A is shown where the base number of responses is less than 10 during the period. % is calculated as Quantity/Base number\*100

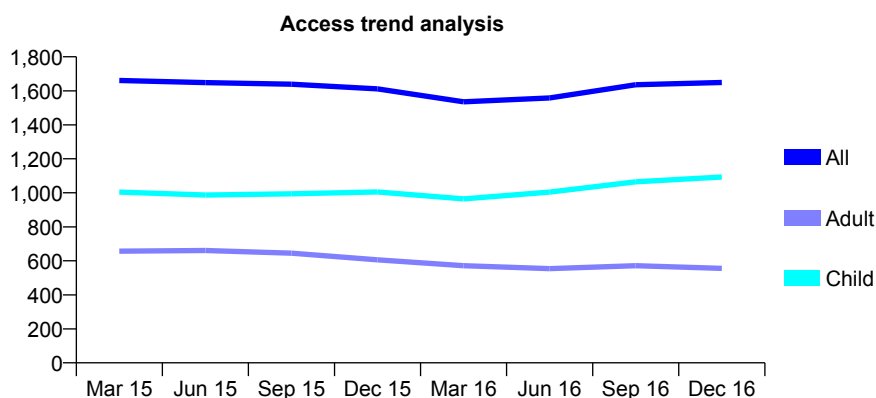
## Q47 - Vital Signs At a Glance Contract Report for 155810/0001 - December 2016

Name or company name	Antley Villa
Contract type name	GDS Contract
Purpose of contract	General
Contract start date	01/04/2010
Contract end date	

16/17 Contracted general activity (UDA)	5,201
Carry forward general activity (UDA)	115
16/17 Contracted orthodontic activity (UOA)	0
Carry forward orthodontic activity (UOA)	0
Baseline contract value	£112,558.48

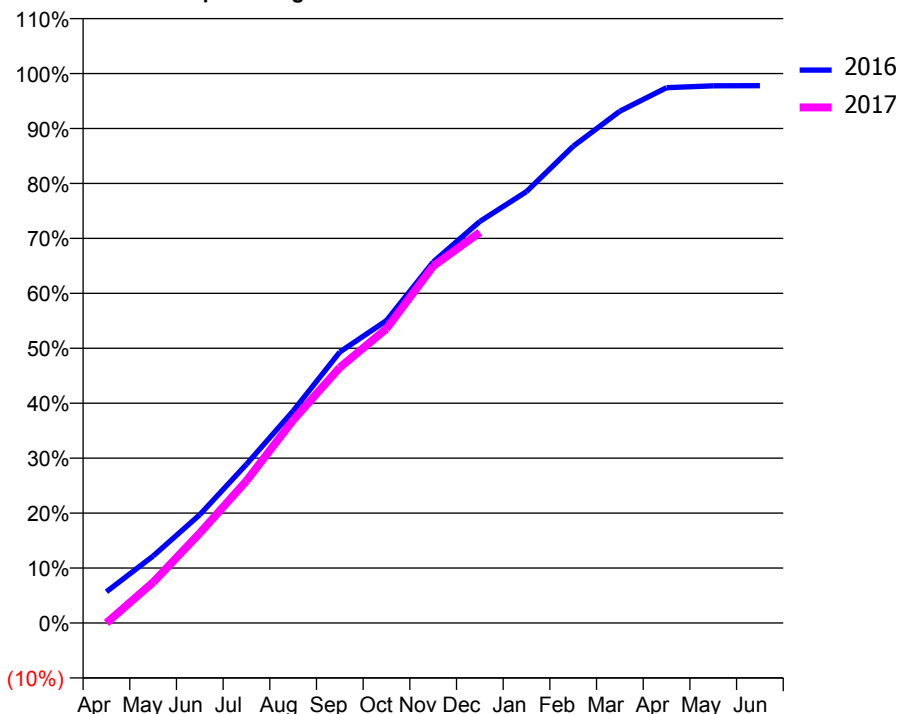
### ACCESS\*

Patients seen in 24 months	Total	Change since previous quarter
Quarter ending December 2015	1,611	
Quarter ending March 2016	1,535	↓
Quarter ending June 2016	1,558	→
Quarter ending September 2016	1,636	↑
Quarter ending December 2016	1,649	→
<b>Variance since December 2015</b>	<b>2.4%</b>	<b>↑</b>



### ACTIVITY

Cumulative percentage of contracted UDA delivered 2016 & 2017



Month	Adjusted Scheduled Activity (UDA)	
	2016	2017
April	296	1
May	634	385
June	1,026	851
July	1,503	1,347
August	2,008	1,921
September	2,565	2,419
October	2,863	2,787
November	3,417	3,378
December	3,801	3,697
January	4,084	
February	4,513	
March	4,844	
April	5,067	
May	5,085	
June	5,086	

### QUALITY

	Quantity	Base Number	Contract	AT	Region	England
% of FP17s for the same patient ID Re-attending within 3 months - Children	300	1,684	17.8%	13.0%	13.4%	12.4%
% of FP17s for the same patient ID Re-attending within 3 months - Adults	97	531	18.3%	17.4%	17.3%	16.6%
% of FP17s for the same patient ID Re-attending between 3 & 9 months - Children	939	1,684	55.8%	57.2%	58.9%	57.5%
% of FP17s for the same patient ID Re-attending between 3 & 9 months - Adults	327	531	61.6%	50.9%	52.5%	50.4%
% of FP17s for Band 1 Urgent Courses	96	2,096	4.6%	11.0%	9.3%	9.1%
% of FP17s Relating to Free Repair or Replacements	0	2,096	0.0%	0.9%	1.0%	0.8%
% of FP17s Relating to Continuations	35	2,096	1.7%	1.3%	1.5%	1.3%
% of Patients satisfied with the dentistry they have received	0	2	N/A	92.3%	93.1%	92.7%
% of Patients satisfied with the time they had to wait for an appointment	2	2	N/A	88.9%	89.8%	88.8%

\* This is based on patients treated on this contract for their most recent course of treatment. Figures in italics indicate the base number of FP17s or Patient Questionnaire responses are less than 100. N/A is shown where the base number of responses is less than 10 during the period. % is calculated as Quantity/Base number\*100



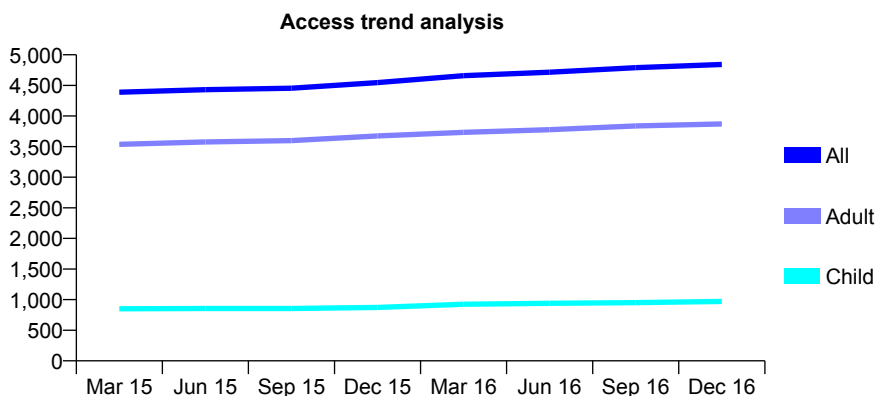
## Q47 - Vital Signs At a Glance Contract Report for 156507/0001 - December 2016

Name or company name	Padiham Dental Practice
Contract type name	GDS Contract
Purpose of contract	General
Contract start date	01/11/2012
Contract end date	

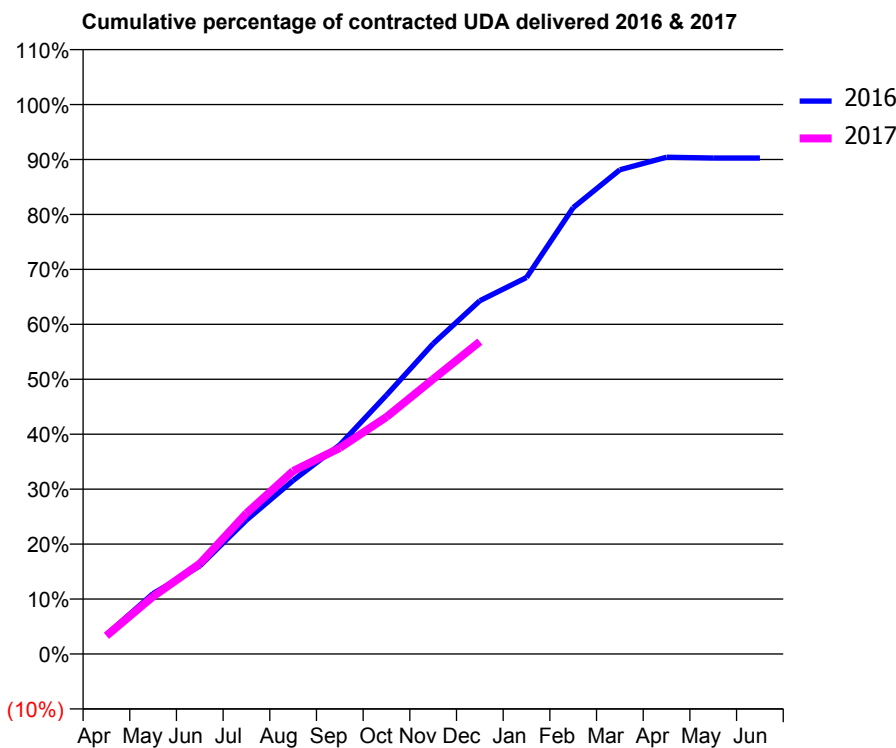
16/17 Contracted general activity (UDA)	18,384
Carry forward general activity (UDA)	0
16/17 Contracted orthodontic activity (UOA)	0
Carry forward orthodontic activity (UOA)	0
Baseline contract value	£530,470.51

### ACCESS\*

Patients seen in 24 months	Total	Change since previous quarter
Quarter ending December 2015	4,546	
Quarter ending March 2016	4,658	↑
Quarter ending June 2016	4,716	→
Quarter ending September 2016	4,790	→
Quarter ending December 2016	4,841	→
<b>Variance since December 2015</b>	<b>6.5%</b>	<b>↑</b>



### ACTIVITY



Month	Adjusted Scheduled Activity (UDA)	
	2016	2017
April	648	611
May	2,024	1,926
June	2,947	3,023
July	4,482	4,709
August	5,806	6,123
September	6,996	6,897
October	8,662	7,929
November	10,382	9,196
December	11,821	10,448
January	12,596	
February	14,933	
March	16,201	
April	16,620	
May	16,595	
June	16,594	

### QUALITY

	Quantity	Base Number	Contract	AT	Region	England
% of FP17s for the same patient ID Re-attending within 3 months - Children	76	1,027	7.4%	13.0%	13.4%	12.4%
% of FP17s for the same patient ID Re-attending within 3 months - Adults	484	4,079	11.9%	17.4%	17.3%	16.6%
% of FP17s for the same patient ID Re-attending between 3 & 9 months - Children	649	1,027	63.2%	57.2%	58.9%	57.5%
% of FP17s for the same patient ID Re-attending between 3 & 9 months - Adults	2,615	4,079	64.1%	50.9%	52.5%	50.4%
% of FP17s for Band 1 Urgent Courses	222	4,918	4.5%	11.0%	9.3%	9.1%
% of FP17s Relating to Free Repair or Replacements	75	4,918	1.5%	0.9%	1.0%	0.8%
% of FP17s Relating to Continuations	59	4,918	1.2%	1.3%	1.5%	1.3%
% of Patients satisfied with the dentistry they have received	9	9	N/A	92.3%	93.1%	92.7%
% of Patients satisfied with the time they had to wait for an appointment	8	9	N/A	88.9%	89.8%	88.8%

\* This is based on patients treated on this contract for their most recent course of treatment. Figures in italics indicate the base number of FP17s or Patient Questionnaire responses are less than 100. N/A is shown where the base number of responses is less than 10 during the period. % is calculated as Quantity/Base number\*100

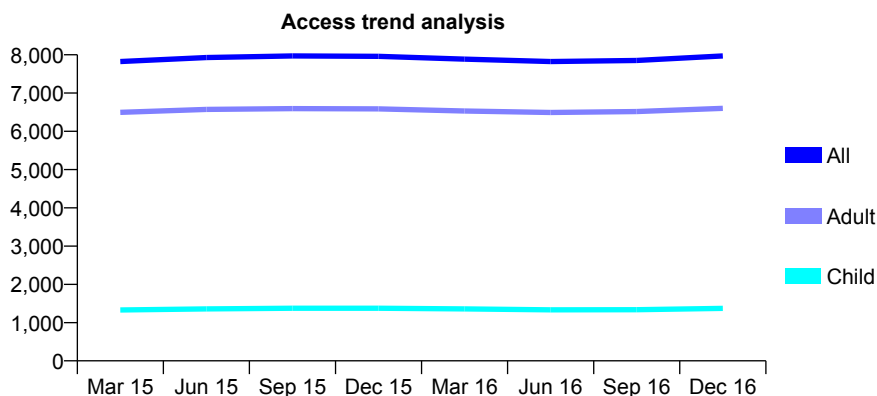
## Q47 - Vital Signs At a Glance Contract Report for 157228/0001 - December 2016

Name or company name	Safehands Dental Care
Contract type name	GDS Contract
Purpose of contract	General
Contract start date	01/04/2013
Contract end date	

16/17 Contracted general activity (UDA)	24,091
Carry forward general activity (UDA)	0
16/17 Contracted orthodontic activity (UOA)	0
Carry forward orthodontic activity (UOA)	0
Baseline contract value	£530,550.84

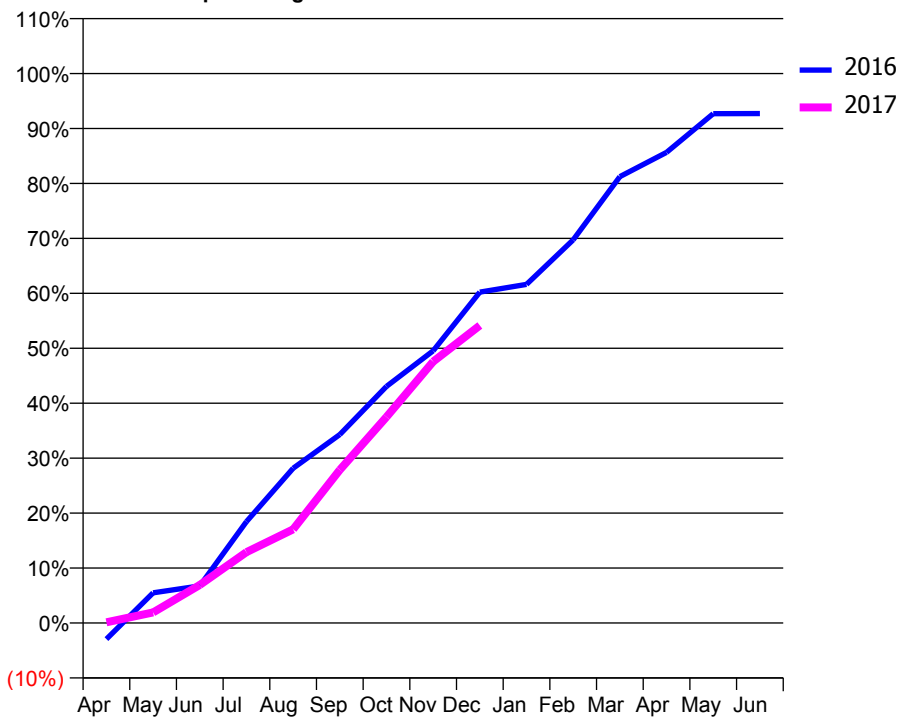
### ACCESS\*

Patients seen in 24 months	Total	Change since previous quarter
Quarter ending December 2015	7,960	
Quarter ending March 2016	7,887	→
Quarter ending June 2016	7,825	→
Quarter ending September 2016	7,853	→
Quarter ending December 2016	7,972	→
<b>Variance since December 2015</b>	<b>0.2%</b>	<b>→</b>



### ACTIVITY

Cumulative percentage of contracted UDA delivered 2016 & 2017



Month	Adjusted Scheduled Activity (UDA)	
	2016	2017
April	-711	30
May	1,323	463
June	1,630	1,671
July	4,445	3,109
August	6,783	4,105
September	8,262	6,712
October	10,377	9,036
November	11,937	11,463
December	14,508	13,048
January	14,846	
February	16,800	
March	19,573	
April	20,636	
May	22,328	
June	22,334	

### QUALITY

	Quantity	Base Number	Contract	AT	Region	England
% of FP17s for the same patient ID Re-attending within 3 months - Children	67	1,247	5.4%	13.0%	13.4%	12.4%
% of FP17s for the same patient ID Re-attending within 3 months - Adults	851	5,976	14.2%	17.4%	17.3%	16.6%
% of FP17s for the same patient ID Re-attending between 3 & 9 months - Children	504	1,247	40.4%	57.2%	58.9%	57.5%
% of FP17s for the same patient ID Re-attending between 3 & 9 months - Adults	2,461	5,976	41.2%	50.9%	52.5%	50.4%
% of FP17s for Band 1 Urgent Courses	665	5,971	11.1%	11.0%	9.3%	9.1%
% of FP17s Relating to Free Repair or Replacements	40	5,971	0.7%	0.9%	1.0%	0.8%
% of FP17s Relating to Continuations	33	5,971	0.6%	1.3%	1.5%	1.3%
% of Patients satisfied with the dentistry they have received	18	19	94.7%	92.3%	93.1%	92.7%
% of Patients satisfied with the time they had to wait for an appointment	16	19	84.2%	88.9%	89.8%	88.8%

\* This is based on patients treated on this contract for their most recent course of treatment. Figures in italics indicate the base number of FP17s or Patient Questionnaire responses are less than 100. N/A is shown where the base number of responses is less than 10 during the period. % is calculated as Quantity/Base number\*100

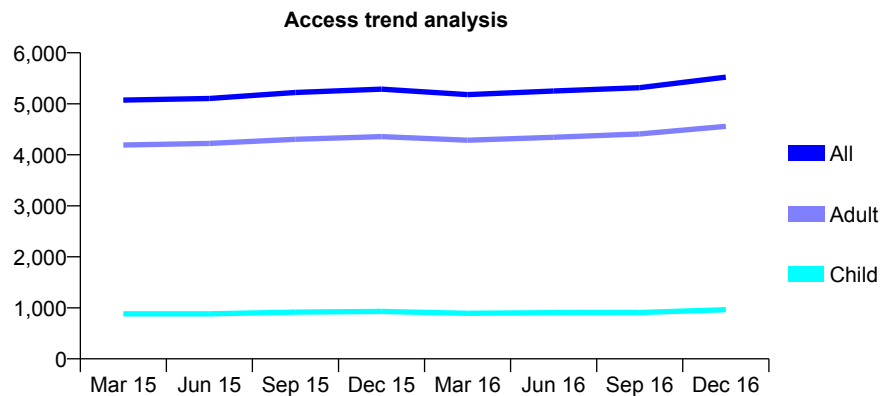
## Q47 - Vital Signs At a Glance Contract Report for 157333/0001 - December 2016

Name or company name	IDH
Contract type name	GDS Contract
Purpose of contract	General
Contract start date	01/04/2013
Contract end date	

16/17 Contracted general activity (UDA)	15,064
Carry forward general activity (UDA)	-240
16/17 Contracted orthodontic activity (UOA)	0
Carry forward orthodontic activity (UOA)	0
Baseline contract value	£328,899.94

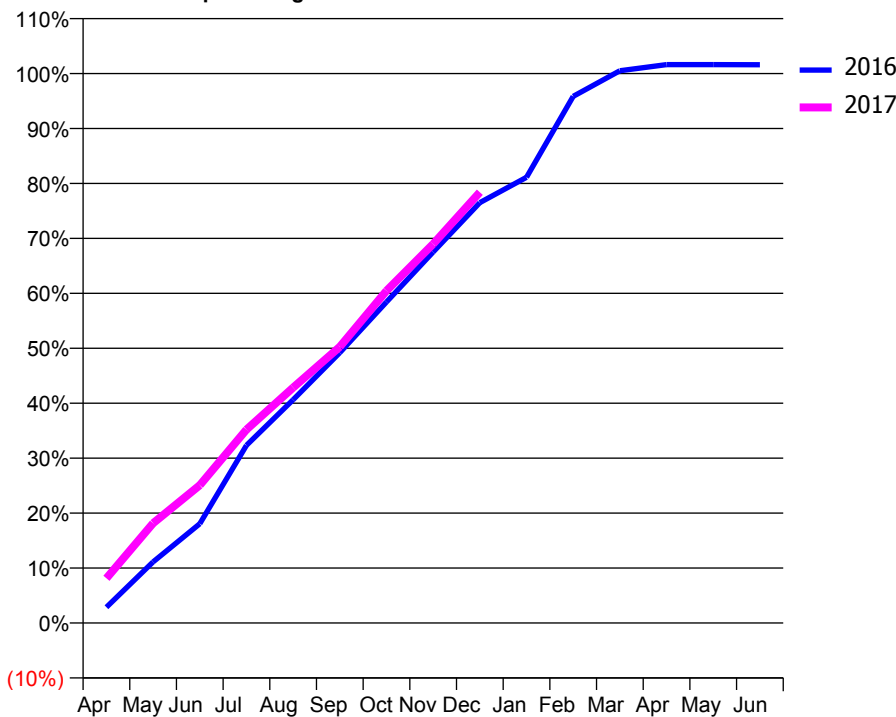
### ACCESS\*

Patients seen in 24 months	Total	Change since previous quarter
Quarter ending December 2015	5,287	
Quarter ending March 2016	5,180	↓
Quarter ending June 2016	5,251	→
Quarter ending September 2016	5,316	→
Quarter ending December 2016	5,523	↑
<b>Variance since December 2015</b>	<b>4.5%</b>	<b>↑</b>



### ACTIVITY

Cumulative percentage of contracted UDA delivered 2016 & 2017



Month	Adjusted Scheduled Activity (UDA)	
	2016	2017
April	432	1,227
May	1,677	2,735
June	2,720	3,779
July	4,872	5,303
August	6,121	6,454
September	7,413	7,572
October	8,801	9,107
November	10,172	10,392
December	11,525	11,809
January	12,218	
February	14,437	
March	15,141	
April	15,306	
May	15,306	
June	15,304	

### QUALITY

	Quantity	Base Number	Contract	AT	Region	England
% of FP17s for the same patient ID Re-attending within 3 months - Children	58	1,095	5.3%	13.0%	13.4%	12.4%
% of FP17s for the same patient ID Re-attending within 3 months - Adults	630	4,783	13.2%	17.4%	17.3%	16.6%
% of FP17s for the same patient ID Re-attending between 3 & 9 months - Children	685	1,095	62.6%	57.2%	58.9%	57.5%
% of FP17s for the same patient ID Re-attending between 3 & 9 months - Adults	2,319	4,783	48.5%	50.9%	52.5%	50.4%
% of FP17s for Band 1 Urgent Courses	298	5,793	5.1%	11.0%	9.3%	9.1%
% of FP17s Relating to Free Repair or Replacements	29	5,793	0.5%	0.9%	1.0%	0.8%
% of FP17s Relating to Continuations	151	5,793	2.6%	1.3%	1.5%	1.3%
% of Patients satisfied with the dentistry they have received	11	11	100.0%	92.3%	93.1%	92.7%
% of Patients satisfied with the time they had to wait for an appointment	10	11	90.9%	88.9%	89.8%	88.8%

\* This is based on patients treated on this contract for their most recent course of treatment. Figures in italics indicate the base number of FP17s or Patient Questionnaire responses are less than 100. N/A is shown where the base number of responses is less than 10 during the period. % is calculated as Quantity/Base number\*100

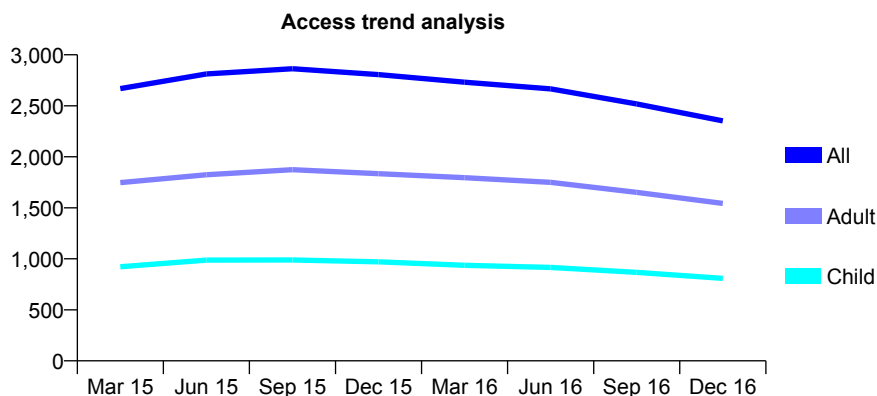
## Q47 - Vital Signs At a Glance Contract Report for 157368/0024 - December 2016

Name or company name	East Lancashire Dental Service
Contract type name	PDS Contract
Purpose of contract	General
Contract start date	01/06/2011
Contract end date	31/03/2018

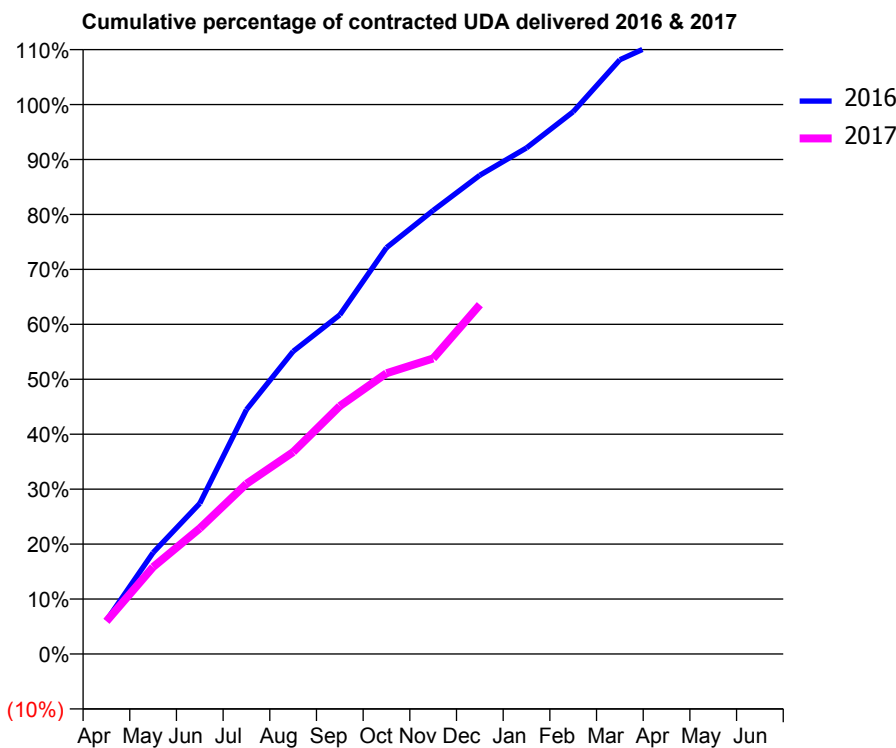
16/17 Contracted general activity (UDA)	5,000
Carry forward general activity (UDA)	0
16/17 Contracted orthodontic activity (UOA)	0
Carry forward orthodontic activity (UOA)	0
Baseline contract value	£0.00

### ACCESS\*

Patients seen in 24 months	Total	Change since previous quarter
Quarter ending December 2015	2,806	
Quarter ending March 2016	2,731	↓
Quarter ending June 2016	2,666	↓
Quarter ending September 2016	2,518	↓
Quarter ending December 2016	2,352	↓
<b>Variance since December 2015</b>	<b>(16.2%)</b>	<b>↓</b>



### ACTIVITY



Month	Adjusted Scheduled Activity (UDA)	
	2016	2017
April	306	298
May	923	792
June	1,371	1,143
July	2,224	1,549
August	2,753	1,838
September	3,086	2,257
October	3,698	2,554
November	4,036	2,689
December	4,356	3,178
January	4,605	
February	4,935	
March	5,407	
April	5,600	
May	5,639	
June	5,642	

### QUALITY

	Quantity	Base Number	Contract	AT	Region	England
% of FP17s for the same patient ID Re-attending within 3 months - Children	36	642	5.6%	13.0%	13.4%	12.4%
% of FP17s for the same patient ID Re-attending within 3 months - Adults	152	1,096	13.9%	17.4%	17.3%	16.6%
% of FP17s for the same patient ID Re-attending between 3 & 9 months - Children	202	642	31.5%	57.2%	58.9%	57.5%
% of FP17s for the same patient ID Re-attending between 3 & 9 months - Adults	319	1,096	29.1%	50.9%	52.5%	50.4%
% of FP17s for Band 1 Urgent Courses	341	1,608	21.2%	11.0%	9.3%	9.1%
% of FP17s Relating to Free Repair or Replacements	19	1,608	1.2%	0.9%	1.0%	0.8%
% of FP17s Relating to Continuations	4	1,608	0.2%	1.3%	1.5%	1.3%
% of Patients satisfied with the dentistry they have received	0	1	N/A	92.3%	93.1%	92.7%
% of Patients satisfied with the time they had to wait for an appointment	0	1	N/A	88.9%	89.8%	88.8%

\* This is based on patients treated on this contract for their most recent course of treatment. Figures in italics indicate the base number of FP17s or Patient Questionnaire responses are less than 100. N/A is shown where the base number of responses is less than 10 during the period. % is calculated as Quantity/Base number\*100

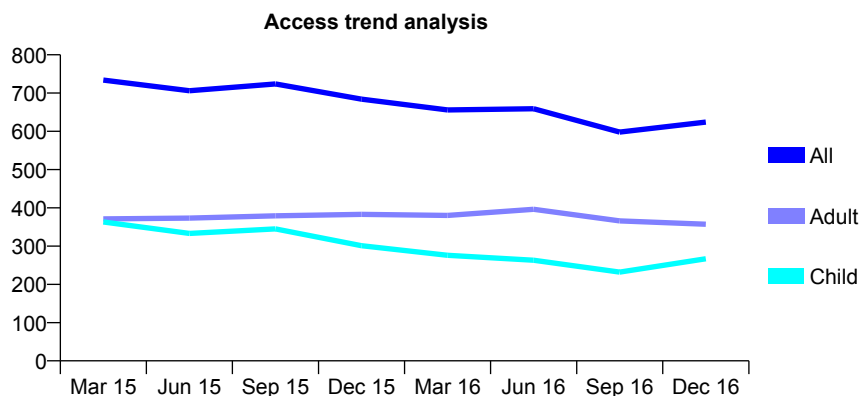
## Q47 - Vital Signs At a Glance Contract Report for 158240/0011 - December 2016

Name or company name	East Lancashire Dental Service
Contract type name	PDS Contract
Purpose of contract	General and Orthodontic
Contract start date	01/04/2009
Contract end date	31/03/2018

16/17 Contracted general activity (UDA)	3,150
Carry forward general activity (UDA)	0
16/17 Contracted orthodontic activity (UOA)	3,150
Carry forward orthodontic activity (UOA)	0
Baseline contract value	£0.00

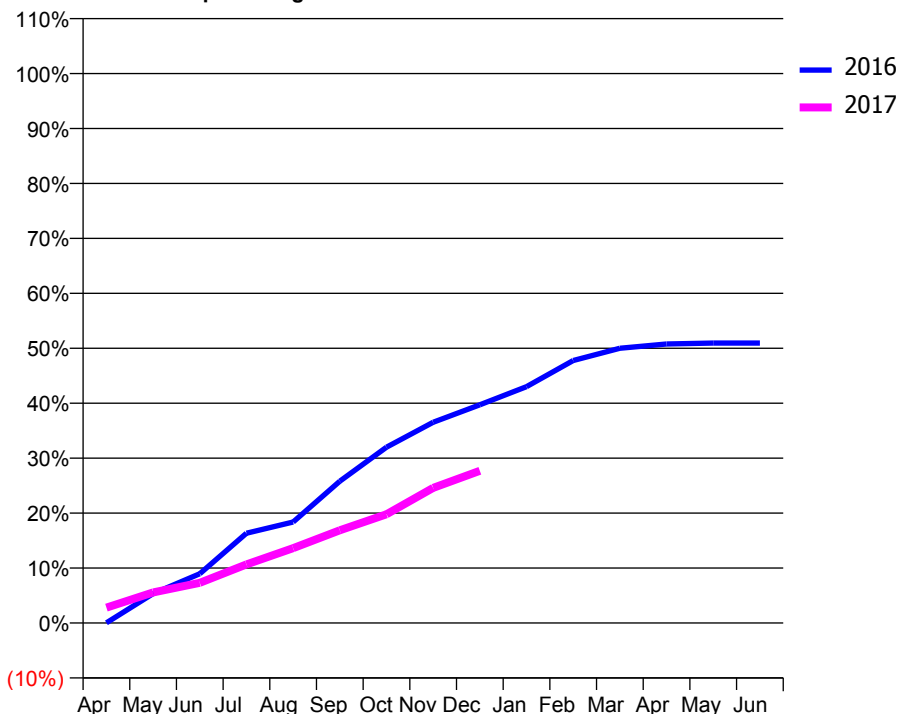
### ACCESS\*

Patients seen in 24 months	Total	Change since previous quarter
Quarter ending December 2015	684	
Quarter ending March 2016	656	↓
Quarter ending June 2016	659	→
Quarter ending September 2016	598	↓
Quarter ending December 2016	624	↑
<b>Variance since December 2015</b>	<b>(8.8%)</b>	<b>↓</b>



### ACTIVITY

Cumulative percentage of contracted UDA delivered 2016 & 2017



Month	Adjusted Scheduled Activity (UDA)	
	2016	2017
April	1	88
May	168	176
June	282	231
July	515	336
August	579	429
September	813	532
October	1,008	623
November	1,151	775
December	1,251	872
January	1,355	
February	1,505	
March	1,575	
April	1,600	
May	1,605	
June	1,605	

### QUALITY

	Quantity	Base Number	Contract	AT	Region	England
% of FP17s for the same patient ID Re-attending within 3 months - Children	20	371	5.4%	13.0%	13.4%	12.4%
% of FP17s for the same patient ID Re-attending within 3 months - Adults	34	261	13.0%	17.4%	17.3%	16.6%
% of FP17s for the same patient ID Re-attending between 3 & 9 months - Children	51	371	13.7%	57.2%	58.9%	57.5%
% of FP17s for the same patient ID Re-attending between 3 & 9 months - Adults	89	261	34.1%	50.9%	52.5%	50.4%
% of FP17s for Band 1 Urgent Courses	32	529	6.0%	11.0%	9.3%	9.1%
% of FP17s Relating to Free Repair or Replacements	0	529	0.0%	0.9%	1.0%	0.8%
% of FP17s Relating to Continuations	1	529	0.2%	1.3%	1.5%	1.3%
% of Patients satisfied with the dentistry they have received	1	1	N/A	92.3%	93.1%	92.7%
% of Patients satisfied with the time they had to wait for an appointment	1	1	N/A	88.9%	89.8%	88.8%

\* This is based on patients treated on this contract for their most recent course of treatment. Figures in italics indicate the base number of FP17s or Patient Questionnaire responses are less than 100. N/A is shown where the base number of responses is less than 10 during the period. % is calculated as Quantity/Base number\*100

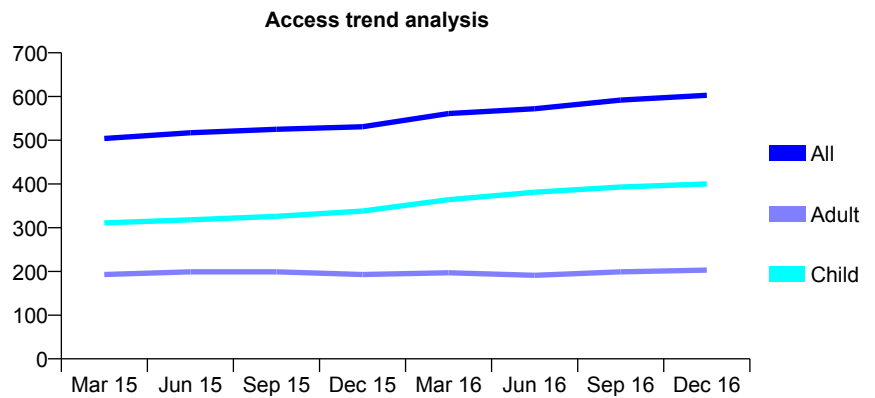
## Q47 - Vital Signs At a Glance Contract Report for 158739/0001 - December 2016

Name or company name	Colne Dental Care
Contract type name	GDS Contract
Purpose of contract	General
Contract start date	01/04/2009
Contract end date	

16/17 Contracted general activity (UDA)	2,150
Carry forward general activity (UDA)	0
16/17 Contracted orthodontic activity (UOA)	0
Carry forward orthodontic activity (UOA)	0
Baseline contract value	£49,117.04

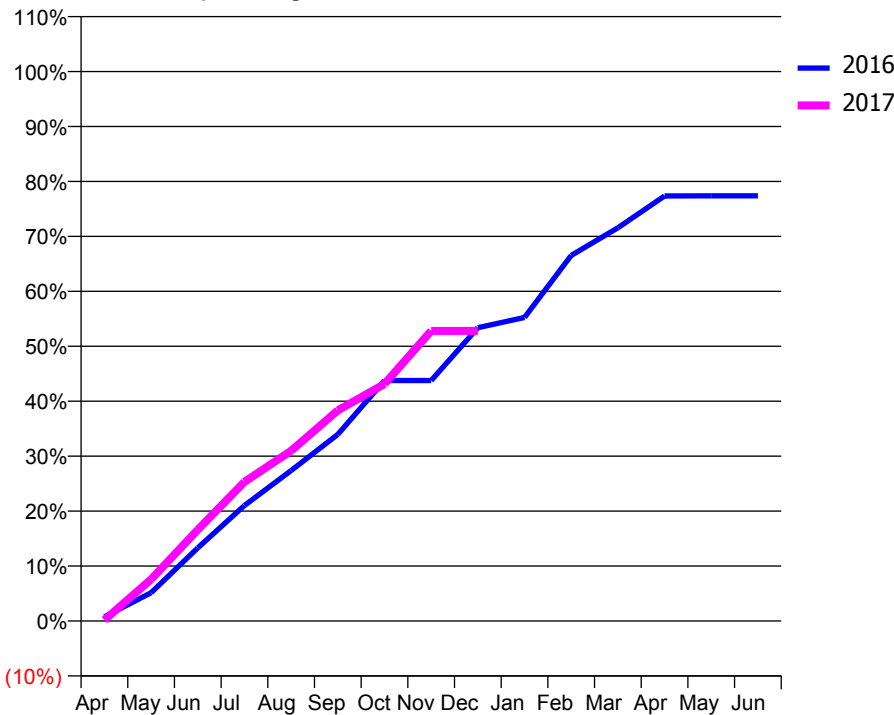
### ACCESS\*

Patients seen in 24 months	Total	Change since previous quarter
Quarter ending December 2015	531	
Quarter ending March 2016	561	↑
Quarter ending June 2016	572	→
Quarter ending September 2016	592	↑
Quarter ending December 2016	603	→
<b>Variance since December 2015</b>	<b>13.6%</b>	<b>↑</b>



### ACTIVITY

Cumulative percentage of contracted UDA delivered 2016 & 2017



Month	Adjusted Scheduled Activity (UDA)	
	2016	2017
April	16	4
May	111	163
June	286	357
July	452	545
August	589	666
September	730	824
October	941	928
November	941	1,135
December	1,147	1,135
January	1,188	
February	1,430	
March	1,538	
April	1,663	
May	1,664	
June	1,664	

### QUALITY

	Quantity	Base Number	Contract	AT	Region	England
% of FP17s for the same patient ID Re-attending within 3 months - Children	126	553	22.8%	13.0%	13.4%	12.4%
% of FP17s for the same patient ID Re-attending within 3 months - Adults	35	160	21.9%	17.4%	17.3%	16.6%
% of FP17s for the same patient ID Re-attending between 3 & 9 months - Children	278	553	50.3%	57.2%	58.9%	57.5%
% of FP17s for the same patient ID Re-attending between 3 & 9 months - Adults	80	160	50.0%	50.9%	52.5%	50.4%
% of FP17s for Band 1 Urgent Courses	45	632	7.1%	11.0%	9.3%	9.1%
% of FP17s Relating to Free Repair or Replacements	1	632	0.2%	0.9%	1.0%	0.8%
% of FP17s Relating to Continuations	4	632	0.6%	1.3%	1.5%	1.3%
% of Patients satisfied with the dentistry they have received	1	1	N/A	92.3%	93.1%	92.7%
% of Patients satisfied with the time they had to wait for an appointment	1	1	N/A	88.9%	89.8%	88.8%

\* This is based on patients treated on this contract for their most recent course of treatment. Figures in italics indicate the base number of FP17s or Patient Questionnaire responses are less than 100. N/A is shown where the base number of responses is less than 10 during the period. % is calculated as Quantity/Base number\*100

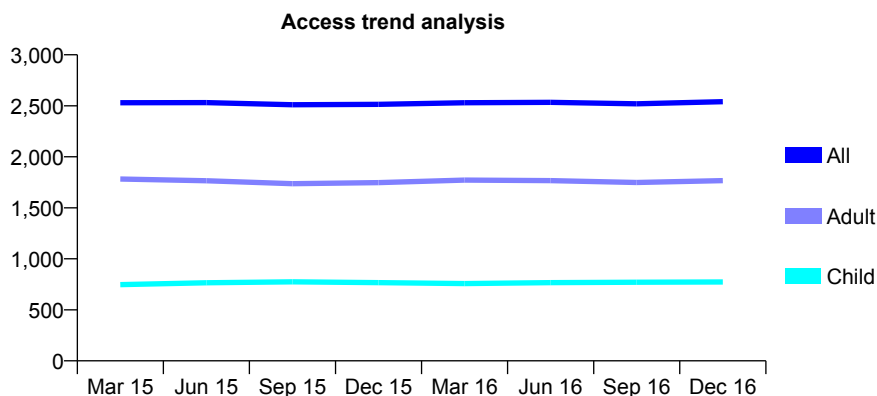
## Q47 - Vital Signs At a Glance Contract Report for 159468/0001 - December 2016

Name or company name	Eccleston Dental Practice (Ltd)
Contract type name	GDS Contract
Purpose of contract	General
Contract start date	01/04/2008
Contract end date	

16/17 Contracted general activity (UDA)	10,559
Carry forward general activity (UDA)	-196
16/17 Contracted orthodontic activity (UOA)	0
Carry forward orthodontic activity (UOA)	0
Baseline contract value	£287,128.44

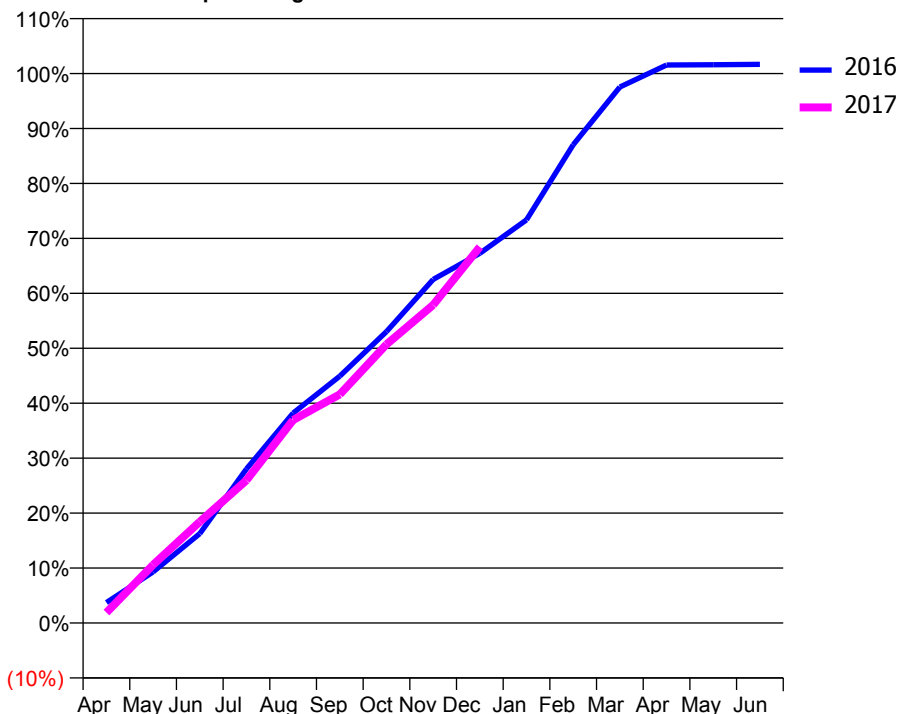
### ACCESS\*

Patients seen in 24 months	Total	Change since previous quarter
Quarter ending December 2015	2,514	
Quarter ending March 2016	2,530	→
Quarter ending June 2016	2,534	→
Quarter ending September 2016	2,519	→
Quarter ending December 2016	2,540	→
<b>Variance since December 2015</b>	<b>1.0%</b>	<b>→</b>



### ACTIVITY

Cumulative percentage of contracted UDA delivered 2016 & 2017



Month	Adjusted Scheduled Activity (UDA)	
	2016	2017
April	393	202
May	982	1,118
June	1,719	1,946
July	2,961	2,743
August	4,035	3,901
September	4,744	4,394
October	5,600	5,353
November	6,602	6,113
December	7,103	7,228
January	7,747	
February	9,190	
March	10,300	
April	10,723	
May	10,727	
June	10,734	

### QUALITY

	Quantity	Base Number	Contract	AT	Region	England
% of FP17s for the same patient ID Re-attending within 3 months - Children	93	843	11.0%	13.0%	13.4%	12.4%
% of FP17s for the same patient ID Re-attending within 3 months - Adults	548	2,236	24.5%	17.4%	17.3%	16.6%
% of FP17s for the same patient ID Re-attending between 3 & 9 months - Children	435	843	51.6%	57.2%	58.9%	57.5%
% of FP17s for the same patient ID Re-attending between 3 & 9 months - Adults	1,169	2,236	52.3%	50.9%	52.5%	50.4%
% of FP17s for Band 1 Urgent Courses	225	2,913	7.7%	11.0%	9.3%	9.1%
% of FP17s Relating to Free Repair or Replacements	53	2,913	1.8%	0.9%	1.0%	0.8%
% of FP17s Relating to Continuations	118	2,913	4.1%	1.3%	1.5%	1.3%
% of Patients satisfied with the dentistry they have received	4	4	N/A	92.3%	93.1%	92.7%
% of Patients satisfied with the time they had to wait for an appointment	4	4	N/A	88.9%	89.8%	88.8%

\* This is based on patients treated on this contract for their most recent course of treatment. Figures in italics indicate the base number of FP17s or Patient Questionnaire responses are less than 100. N/A is shown where the base number of responses is less than 10 during the period. % is calculated as Quantity/Base number\*100



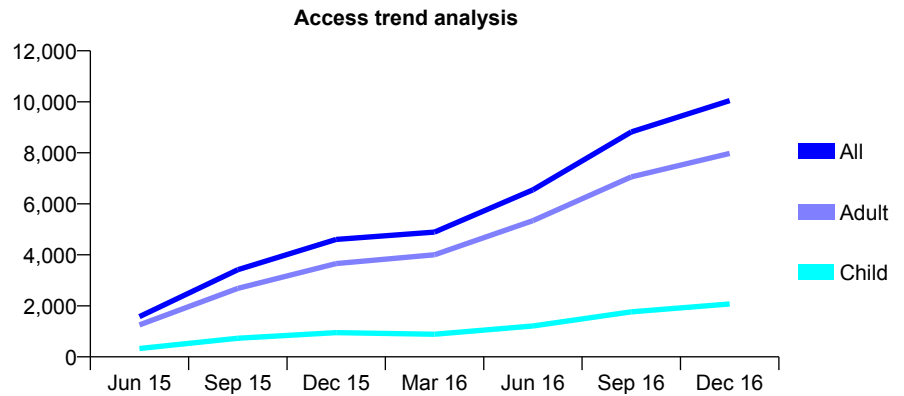
## Q47 - Vital Signs At a Glance Contract Report for 159859/0001 - December 2016

Name or company name	Hardhorn Dental Practice
Contract type name	GDS Contract
Purpose of contract	General
Contract start date	01/04/2015
Contract end date	

16/17 Contracted general activity (UDA)	39,516
Carry forward general activity (UDA)	-17
16/17 Contracted orthodontic activity (UOA)	0
Carry forward orthodontic activity (UOA)	0
Baseline contract value	£1,137,220.75

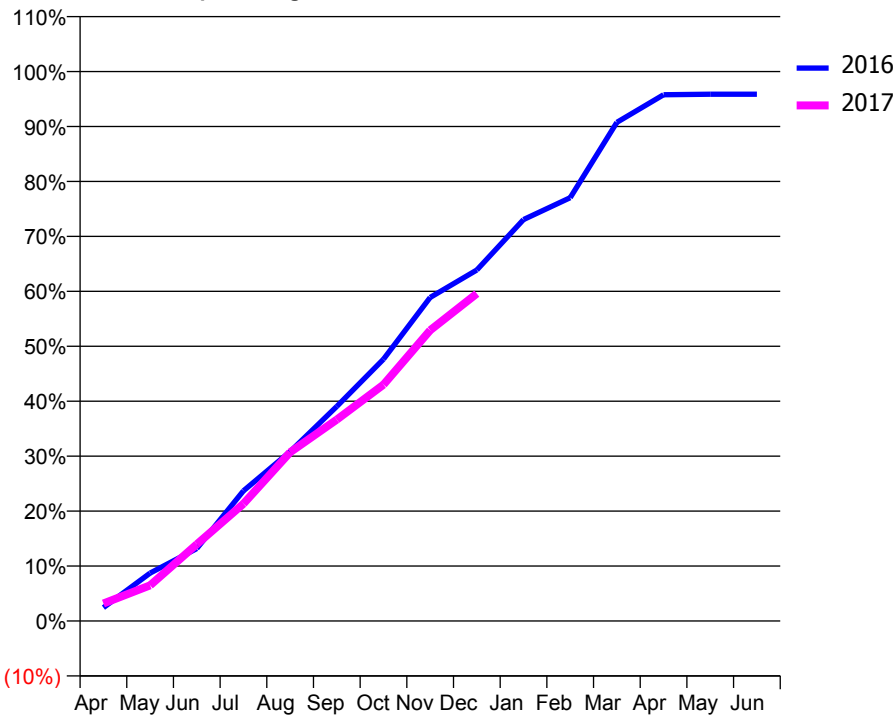
### ACCESS\*

Patients seen in 24 months	Total	Change since previous quarter
Quarter ending December 2015	4,606	
Quarter ending March 2016	4,892	↑
Quarter ending June 2016	6,550	↑
Quarter ending September 2016	8,819	↑
Quarter ending December 2016	10,049	↑
<b>Variance since December 2015</b>	<b>118.2%</b>	<b>↑</b>



### ACTIVITY

Cumulative percentage of contracted UDA delivered 2016 & 2017



Month	Adjusted Scheduled Activity (UDA)	
	2016	2017
April	441	1,262
May	1,572	2,568
June	2,374	5,518
July	4,264	8,434
August	5,549	12,133
September	7,028	14,482
October	8,575	17,001
November	10,594	20,913
December	11,496	23,544
January	13,143	
February	13,860	
March	16,327	
April	17,231	
May	17,249	
June	17,248	

### QUALITY

	Quantity	Base Number	Contract	AT	Region	England
% of FP17s for the same patient ID Re-attending within 3 months - Children	174	2,417	7.2%	13.0%	13.4%	12.4%
% of FP17s for the same patient ID Re-attending within 3 months - Adults	1,408	9,785	14.4%	17.4%	17.3%	16.6%
% of FP17s for the same patient ID Re-attending between 3 & 9 months - Children	624	2,417	25.8%	57.2%	58.9%	57.5%
% of FP17s for the same patient ID Re-attending between 3 & 9 months - Adults	2,897	9,785	29.6%	50.9%	52.5%	50.4%
% of FP17s for Band 1 Urgent Courses	875	11,375	7.7%	11.0%	9.3%	9.1%
% of FP17s Relating to Free Repair or Replacements	83	11,375	0.7%	0.9%	1.0%	0.8%
% of FP17s Relating to Continuations	55	11,375	0.5%	1.3%	1.5%	1.3%
% of Patients satisfied with the dentistry they have received	22	24	91.7%	92.3%	93.1%	92.7%
% of Patients satisfied with the time they had to wait for an appointment	22	24	91.7%	88.9%	89.8%	88.8%

\* This is based on patients treated on this contract for their most recent course of treatment. Figures in italics indicate the base number of FP17s or Patient Questionnaire responses are less than 100. N/A is shown where the base number of responses is less than 10 during the period. % is calculated as Quantity/Base number\*100

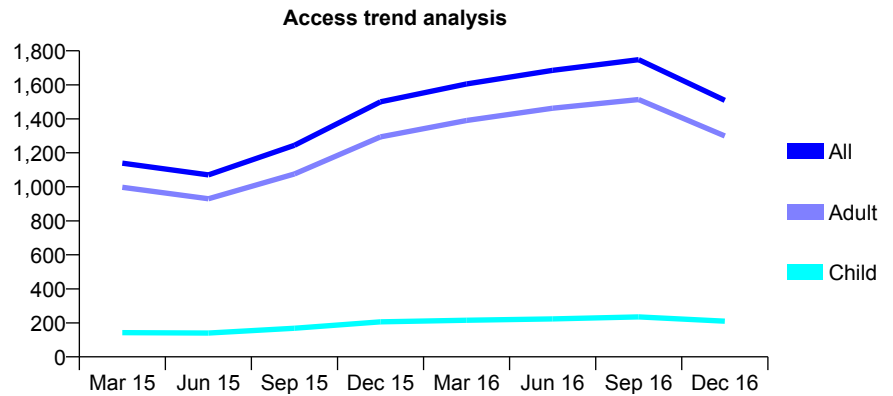
## Q47 - Vital Signs At a Glance Contract Report for 160660/0001 - December 2016

Name or company name	Blackpool PCT
Contract type name	PDS Contract
Purpose of contract	General
Contract start date	01/04/2006
Contract end date	

16/17 Contracted general activity (UDA)	6,200
Carry forward general activity (UDA)	0
16/17 Contracted orthodontic activity (UOA)	0
Carry forward orthodontic activity (UOA)	0
Baseline contract value	£0.00

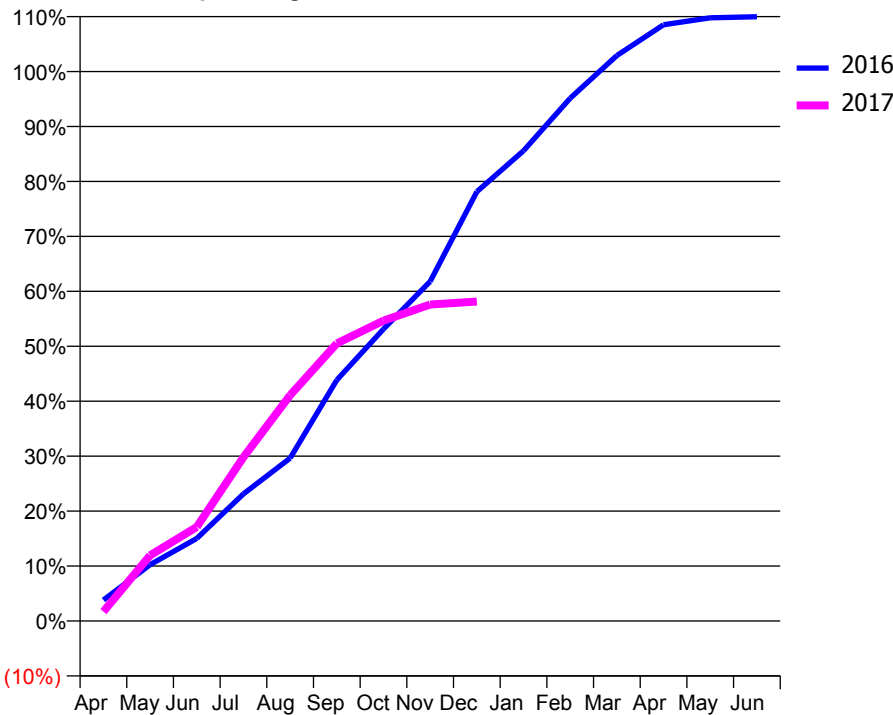
### ACCESS\*

Patients seen in 24 months	Total	Change since previous quarter
Quarter ending December 2015	1,500	
Quarter ending March 2016	1,605	↑
Quarter ending June 2016	1,685	↑
Quarter ending September 2016	1,748	↑
Quarter ending December 2016	1,509	↓
<b>Variance since December 2015</b>	0.6%	→



### ACTIVITY

Cumulative percentage of contracted UDA delivered 2016 & 2017



Month	Adjusted Scheduled Activity (UDA)	
	2016	2017
April	237	106
May	635	741
June	932	1,061
July	1,435	1,849
August	1,838	2,549
September	2,720	3,131
October	3,294	3,389
November	3,831	3,572
December	4,844	3,605
January	5,306	
February	5,898	
March	6,381	
April	6,727	
May	6,806	
June	6,818	

### QUALITY

	Quantity	Base Number	Contract	AT	Region	England
% of FP17s for the same patient ID Re-attending within 3 months - Children	13	173	7.5%	13.0%	13.4%	12.4%
% of FP17s for the same patient ID Re-attending within 3 months - Adults	219	1,219	18.0%	17.4%	17.3%	16.6%
% of FP17s for the same patient ID Re-attending between 3 & 9 months - Children	62	173	35.8%	57.2%	58.9%	57.5%
% of FP17s for the same patient ID Re-attending between 3 & 9 months - Adults	530	1,219	43.5%	50.9%	52.5%	50.4%
% of FP17s for Band 1 Urgent Courses	79	1,249	6.3%	11.0%	9.3%	9.1%
% of FP17s Relating to Free Repair or Replacements	70	1,249	5.6%	0.9%	1.0%	0.8%
% of FP17s Relating to Continuations	39	1,249	3.1%	1.3%	1.5%	1.3%
% of Patients satisfied with the dentistry they have received	5	5	N/A	92.3%	93.1%	92.7%
% of Patients satisfied with the time they had to wait for an appointment	5	5	N/A	88.9%	89.8%	88.8%

\* This is based on patients treated on this contract for their most recent course of treatment. Figures in italics indicate the base number of FP17s or Patient Questionnaire responses are less than 100. N/A is shown where the base number of responses is less than 10 during the period. % is calculated as Quantity/Base number\*100

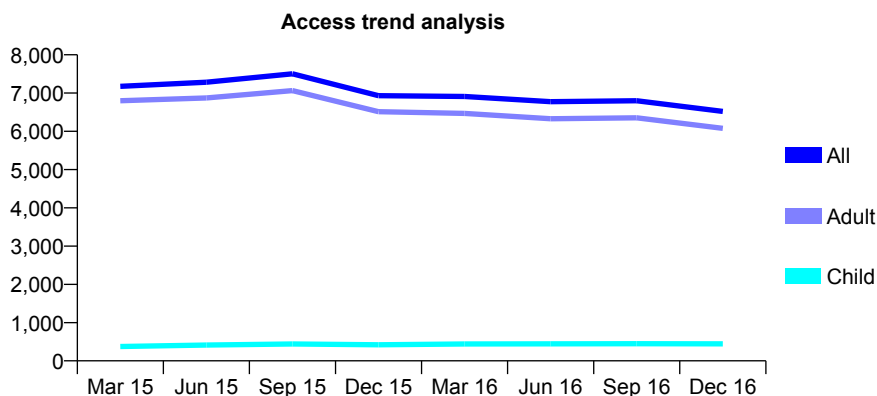
## Q47 - Vital Signs At a Glance Contract Report for 160660/0002 - December 2016

Name or company name	Blackpool PCT
Contract type name	PDS Contract
Purpose of contract	General
Contract start date	01/04/2006
Contract end date	

16/17 Contracted general activity (UDA)	12,480
Carry forward general activity (UDA)	0
16/17 Contracted orthodontic activity (UOA)	0
Carry forward orthodontic activity (UOA)	0
Baseline contract value	£0.00

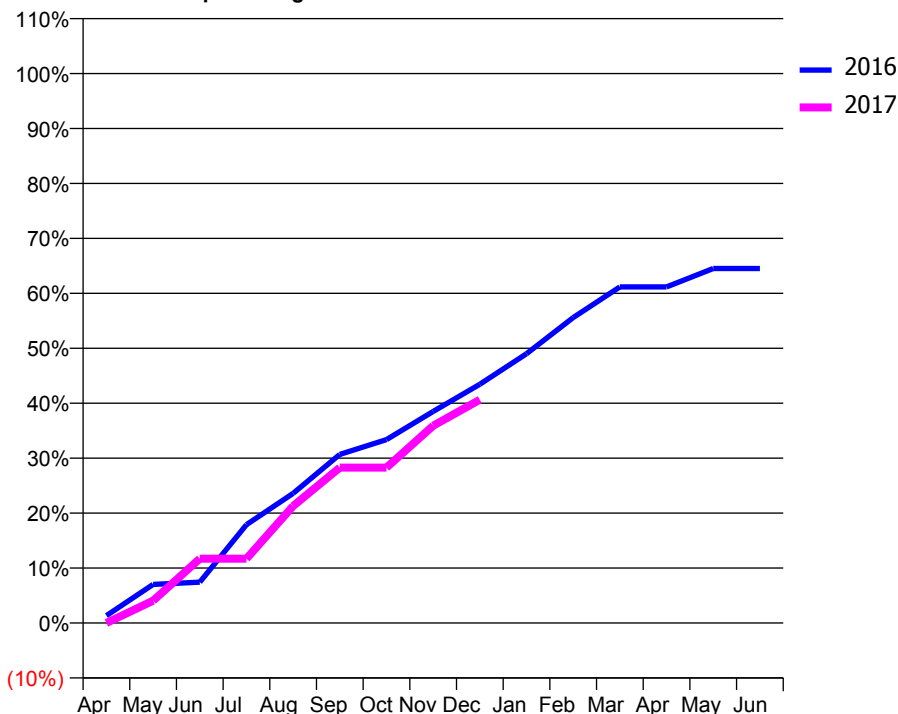
### ACCESS\*

Patients seen in 24 months	Total	Change since previous quarter
Quarter ending December 2015	6,933	
Quarter ending March 2016	6,909	→
Quarter ending June 2016	6,773	↓
Quarter ending September 2016	6,799	→
Quarter ending December 2016	6,520	↓
<b>Variance since December 2015</b>	<b>(6.0%)</b>	<b>↓</b>



### ACTIVITY

Cumulative percentage of contracted UDA delivered 2016 & 2017



Month	Adjusted Scheduled Activity (UDA)	
	2016	2017
April	167	0
May	878	506
June	929	1,461
July	2,232	1,461
August	2,944	2,659
September	3,829	3,530
October	4,166	3,530
November	4,806	4,481
December	5,422	5,072
January	6,116	
February	6,936	
March	7,634	
April	7,634	
May	8,052	
June	8,052	

### QUALITY

	Quantity	Base Number	Contract	AT	Region	England
% of FP17s for the same patient ID Re-attending within 3 months - Children	38	454	8.4%	13.0%	13.4%	12.4%
% of FP17s for the same patient ID Re-attending within 3 months - Adults	354	4,092	8.7%	17.4%	17.3%	16.6%
% of FP17s for the same patient ID Re-attending between 3 & 9 months - Children	13	454	2.9%	57.2%	58.9%	57.5%
% of FP17s for the same patient ID Re-attending between 3 & 9 months - Adults	202	4,092	4.9%	50.9%	52.5%	50.4%
% of FP17s for Band 1 Urgent Courses	4,153	4,186	99.2%	11.0%	9.3%	9.1%
% of FP17s Relating to Free Repair or Replacements	0	4,186	0.0%	0.9%	1.0%	0.8%
% of FP17s Relating to Continuations	0	4,186	0.0%	1.3%	1.5%	1.3%
% of Patients satisfied with the dentistry they have received	2	2	N/A	92.3%	93.1%	92.7%
% of Patients satisfied with the time they had to wait for an appointment	2	2	N/A	88.9%	89.8%	88.8%

\* This is based on patients treated on this contract for their most recent course of treatment. Figures in italics indicate the base number of FP17s or Patient Questionnaire responses are less than 100. N/A is shown where the base number of responses is less than 10 during the period. % is calculated as Quantity/Base number\*100

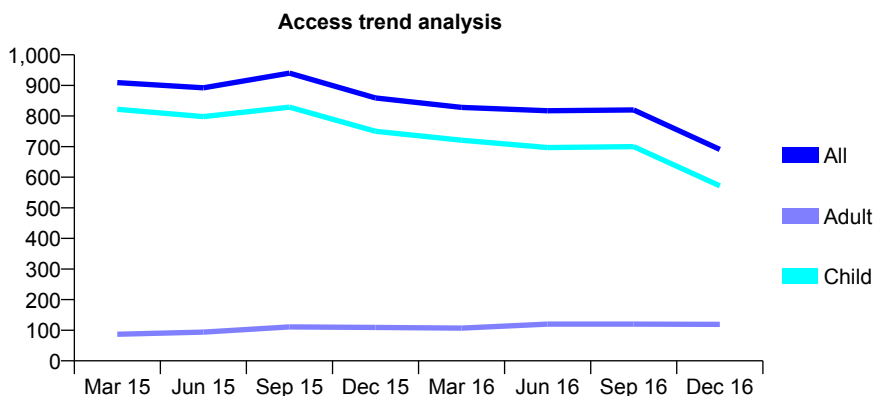
## Q47 - Vital Signs At a Glance Contract Report for 160660/0005 - December 2016

Name or company name	Blackpool PCT
Contract type name	PDS Contract
Purpose of contract	General
Contract start date	01/04/2006
Contract end date	

16/17 Contracted general activity (UDA)	1,460
Carry forward general activity (UDA)	0
16/17 Contracted orthodontic activity (UOA)	0
Carry forward orthodontic activity (UOA)	0
Baseline contract value	£0.00

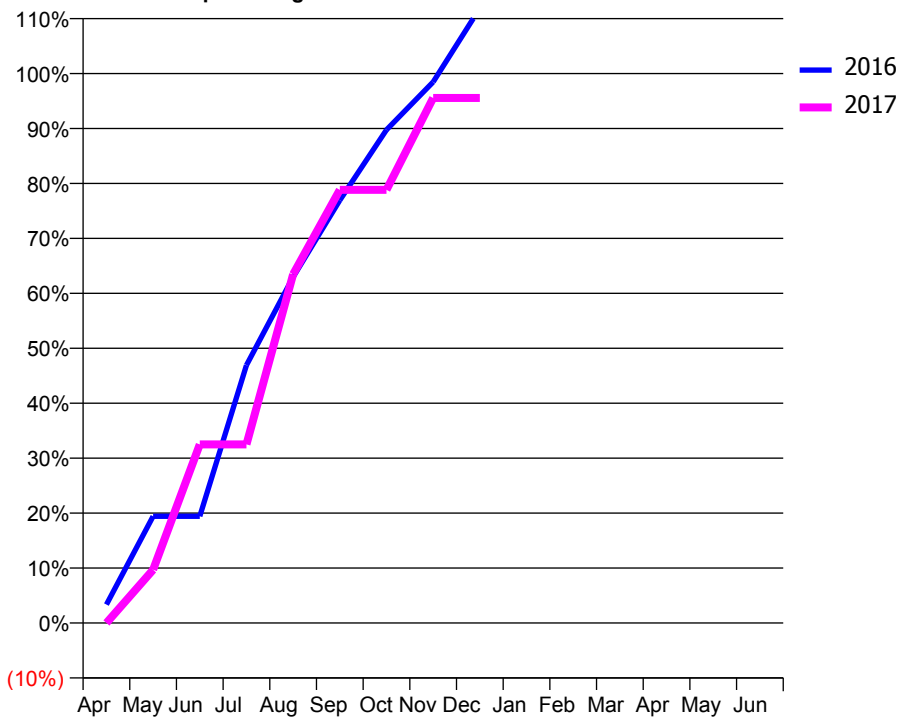
### ACCESS\*

Patients seen in 24 months	Total	Change since previous quarter
Quarter ending December 2015	859	
Quarter ending March 2016	828	↓
Quarter ending June 2016	817	↓
Quarter ending September 2016	820	→
Quarter ending December 2016	691	↓
<b>Variance since December 2015</b>	<b>(19.6%)</b>	<b>↓</b>



### ACTIVITY

Cumulative percentage of contracted UDA delivered 2016 & 2017



Adjusted Scheduled Activity (UDA)		
Month	2016	2017
April	49	0
May	284	141
June	284	475
July	685	475
August	919	927
September	1,123	1,151
October	1,310	1,151
November	1,438	1,395
December	1,633	1,395
January	1,889	
February	2,036	
March	2,290	
April	2,293	
May	2,428	
June	2,429	

### QUALITY

	Quantity	Base Number	Contract	AT	Region	England
% of FP17s for the same patient ID Re-attending within 3 months - Children	6	498	1.2%	13.0%	13.4%	12.4%
% of FP17s for the same patient ID Re-attending within 3 months - Adults	1	83	1.2%	17.4%	17.3%	16.6%
% of FP17s for the same patient ID Re-attending between 3 & 9 months - Children	5	498	1.0%	57.2%	58.9%	57.5%
% of FP17s for the same patient ID Re-attending between 3 & 9 months - Adults	1	83	1.2%	50.9%	52.5%	50.4%
% of FP17s for Band 1 Urgent Courses	5	529	0.9%	11.0%	9.3%	9.1%
% of FP17s Relating to Free Repair or Replacements	0	529	0.0%	0.9%	1.0%	0.8%
% of FP17s Relating to Continuations	1	529	0.2%	1.3%	1.5%	1.3%
% of Patients satisfied with the dentistry they have received	0	0	N/A	92.3%	93.1%	92.7%
% of Patients satisfied with the time they had to wait for an appointment	0	0	N/A	88.9%	89.8%	88.8%

\* This is based on patients treated on this contract for their most recent course of treatment. Figures in italics indicate the base number of FP17s or Patient Questionnaire responses are less than 100. N/A is shown where the base number of responses is less than 10 during the period. % is calculated as Quantity/Base number\*100

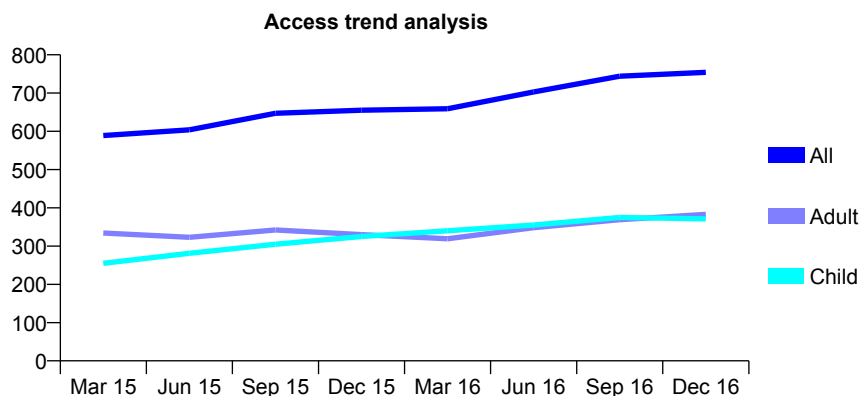
## Q47 - Vital Signs At a Glance Contract Report for 160660/0008 - December 2016

Name or company name	Blackpool PCT
Contract type name	PDS Contract
Purpose of contract	General
Contract start date	01/04/2006
Contract end date	

16/17 Contracted general activity (UDA)	2,903
Carry forward general activity (UDA)	0
16/17 Contracted orthodontic activity (UOA)	0
Carry forward orthodontic activity (UOA)	0
Baseline contract value	£0.00

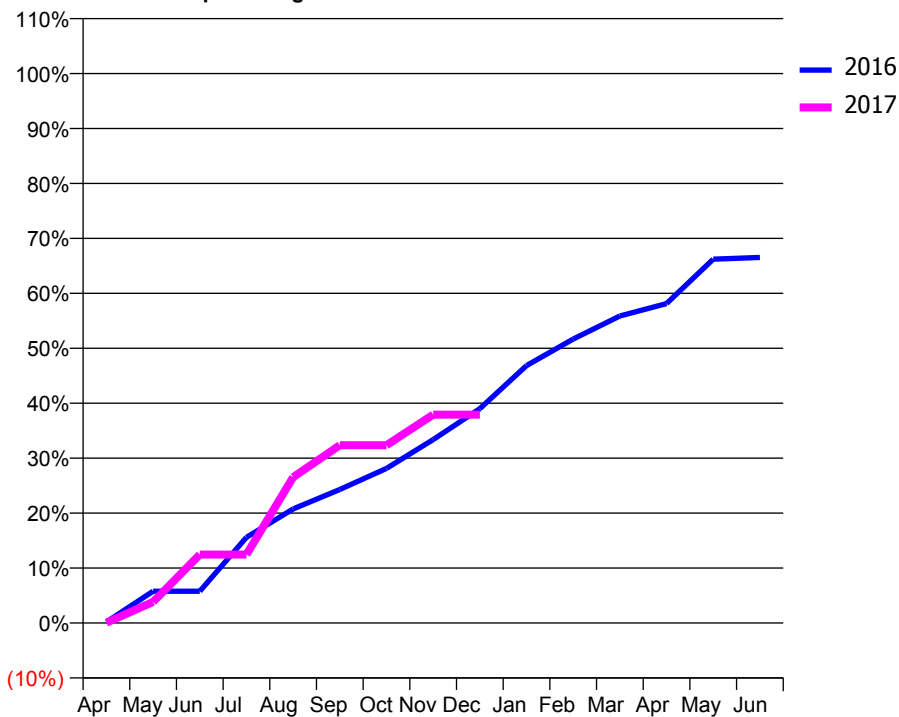
### ACCESS\*

Patients seen in 24 months	Total	Change since previous quarter
Quarter ending December 2015	655	
Quarter ending March 2016	659	→
Quarter ending June 2016	703	↑
Quarter ending September 2016	744	↑
Quarter ending December 2016	754	→
<b>Variance since December 2015</b>	<b>15.1%</b>	<b>↑</b>



### ACTIVITY

Cumulative percentage of contracted UDA delivered 2016 & 2017



Adjusted Scheduled Activity (UDA)

Month	2016	2017
April	6	2
May	168	112
June	168	362
July	453	362
August	603	770
September	705	939
October	817	939
November	969	1,101
December	1,132	1,101
January	1,360	
February	1,500	
March	1,622	
April	1,688	
May	1,922	
June	1,931	

### QUALITY

	Quantity	Base Number	Contract	AT	Region	England
% of FP17s for the same patient ID Re-attending within 3 months - Children	18	417	4.3%	13.0%	13.4%	12.4%
% of FP17s for the same patient ID Re-attending within 3 months - Adults	49	415	11.8%	17.4%	17.3%	16.6%
% of FP17s for the same patient ID Re-attending between 3 & 9 months - Children	211	417	50.6%	57.2%	58.9%	57.5%
% of FP17s for the same patient ID Re-attending between 3 & 9 months - Adults	196	415	47.2%	50.9%	52.5%	50.4%
% of FP17s for Band 1 Urgent Courses	24	677	3.5%	11.0%	9.3%	9.1%
% of FP17s Relating to Free Repair or Replacements	1	677	0.1%	0.9%	1.0%	0.8%
% of FP17s Relating to Continuations	0	677	0.0%	1.3%	1.5%	1.3%
% of Patients satisfied with the dentistry they have received	1	1	N/A	92.3%	93.1%	92.7%
% of Patients satisfied with the time they had to wait for an appointment	1	1	N/A	88.9%	89.8%	88.8%

\* This is based on patients treated on this contract for their most recent course of treatment. Figures in italics indicate the base number of FP17s or Patient Questionnaire responses are less than 100. N/A is shown where the base number of responses is less than 10 during the period. % is calculated as Quantity/Base number\*100

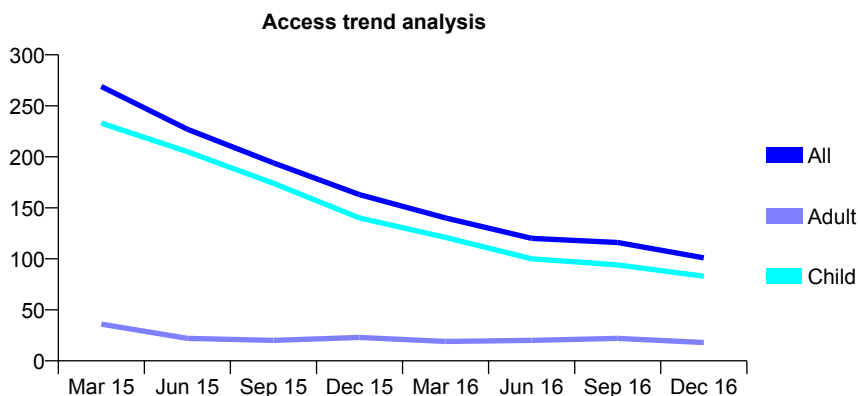
## Q47 - Vital Signs At a Glance Contract Report for 160660/0009 - December 2016

Name or company name	Blackpool PCT
Contract type name	PDS Contract
Purpose of contract	General
Contract start date	01/04/2006
Contract end date	

16/17 Contracted general activity (UDA)	2,208
Carry forward general activity (UDA)	0
16/17 Contracted orthodontic activity (UOA)	0
Carry forward orthodontic activity (UOA)	0
Baseline contract value	£0.00

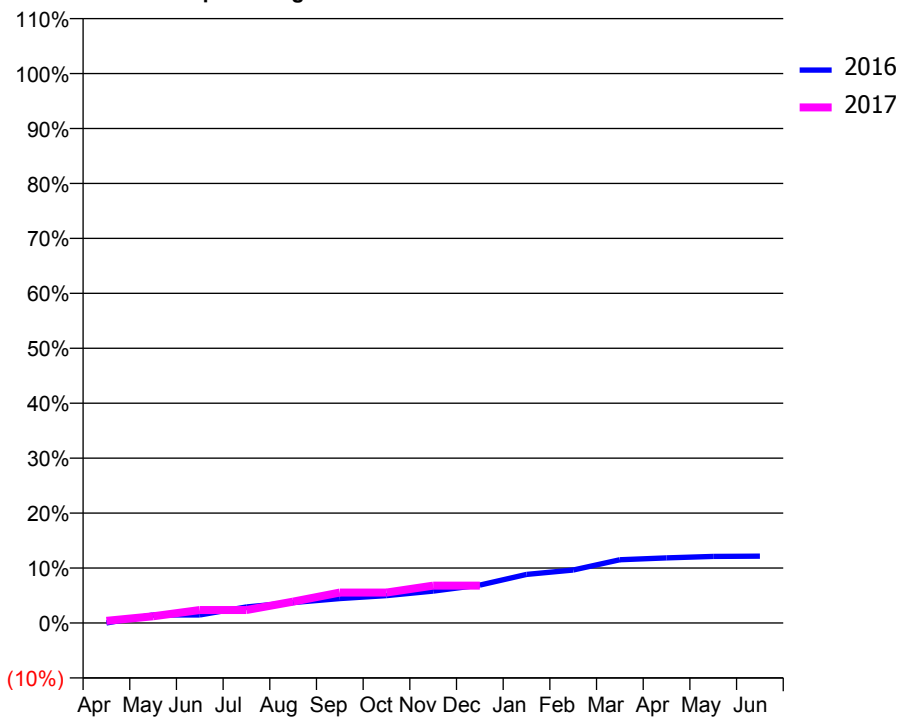
### ACCESS\*

Patients seen in 24 months	Total	Change since previous quarter
Quarter ending December 2015	163	
Quarter ending March 2016	140	↓
Quarter ending June 2016	120	↓
Quarter ending September 2016	116	↓
Quarter ending December 2016	101	↓
<b>Variance since December 2015</b>	<b>(38.0%)</b>	<b>↓</b>



### ACTIVITY

Cumulative percentage of contracted UDA delivered 2016 & 2017



Month	Adjusted Scheduled Activity (UDA)	
	2016	2017
April	0	9
May	32	27
June	32	52
July	65	52
August	82	86
September	98	122
October	110	122
November	128	150
December	152	150
January	195	
February	213	
March	254	
April	262	
May	268	
June	269	

### QUALITY

	Quantity	Base Number	Contract	AT	Region	England
% of FP17s for the same patient ID Re-attending within 3 months - Children	0	58	0.0%	13.0%	13.4%	12.4%
% of FP17s for the same patient ID Re-attending within 3 months - Adults	0	11	0.0%	17.4%	17.3%	16.6%
% of FP17s for the same patient ID Re-attending between 3 & 9 months - Children	1	58	1.7%	57.2%	58.9%	57.5%
% of FP17s for the same patient ID Re-attending between 3 & 9 months - Adults	0	11	0.0%	50.9%	52.5%	50.4%
% of FP17s for Band 1 Urgent Courses	1	61	1.6%	11.0%	9.3%	9.1%
% of FP17s Relating to Free Repair or Replacements	0	61	0.0%	0.9%	1.0%	0.8%
% of FP17s Relating to Continuations	0	61	0.0%	1.3%	1.5%	1.3%
% of Patients satisfied with the dentistry they have received	0	0	N/A	92.3%	93.1%	92.7%
% of Patients satisfied with the time they had to wait for an appointment	0	0	N/A	88.9%	89.8%	88.8%

\* This is based on patients treated on this contract for their most recent course of treatment. Figures in italics indicate the base number of FP17s or Patient Questionnaire responses are less than 100. N/A is shown where the base number of responses is less than 10 during the period. % is calculated as Quantity/Base number\*100

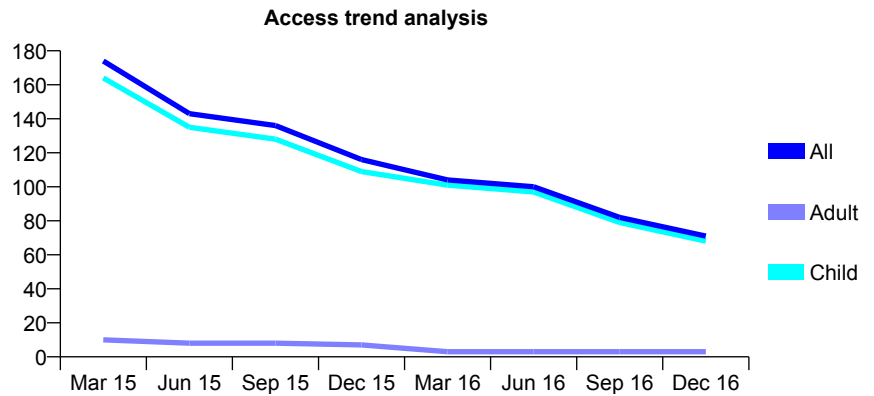
## Q47 - Vital Signs At a Glance Contract Report for 160660/0011 - December 2016

Name or company name	Blackpool PCT
Contract type name	PDS Contract
Purpose of contract	General
Contract start date	17/09/2009
Contract end date	

16/17 Contracted general activity (UDA)	3,390
Carry forward general activity (UDA)	0
16/17 Contracted orthodontic activity (UOA)	0
Carry forward orthodontic activity (UOA)	0
Baseline contract value	£0.00

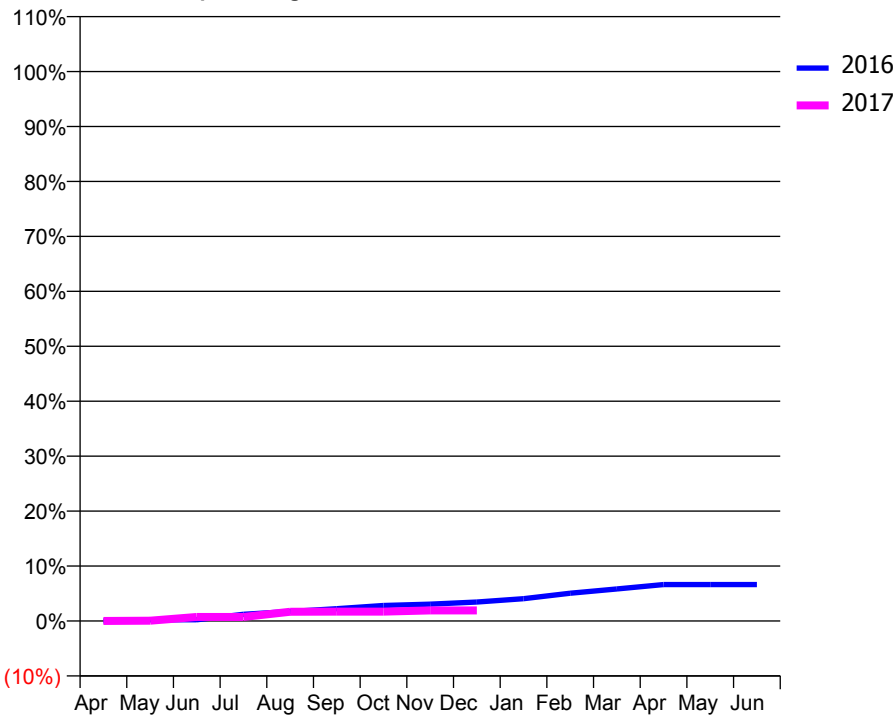
### ACCESS\*

Patients seen in 24 months	Total	Change since previous quarter
Quarter ending December 2015	116	
Quarter ending March 2016	104	↓
Quarter ending June 2016	100	↓
Quarter ending September 2016	82	↓
Quarter ending December 2016	71	↓
<b>Variance since December 2015</b>	<b>(38.8%)</b>	<b>↓</b>



### ACTIVITY

Cumulative percentage of contracted UDA delivered 2016 & 2017



Month	Adjusted Scheduled Activity (UDA)	
	2016	2017
April	0	0
May	8	2
June	8	25
July	42	25
August	59	57
September	76	58
October	96	58
November	104	65
December	117	65
January	138	
February	171	
March	198	
April	225	
May	225	
June	225	

### QUALITY

	Quantity	Base Number	Contract	AT	Region	England
% of FP17s for the same patient ID Re-attending within 3 months - Children	4	49	8.2%	13.0%	13.4%	12.4%
% of FP17s for the same patient ID Re-attending within 3 months - Adults	0	2	0.0%	17.4%	17.3%	16.6%
% of FP17s for the same patient ID Re-attending between 3 & 9 months - Children	16	49	32.7%	57.2%	58.9%	57.5%
% of FP17s for the same patient ID Re-attending between 3 & 9 months - Adults	0	2	0.0%	50.9%	52.5%	50.4%
% of FP17s for Band 1 Urgent Courses	0	38	0.0%	11.0%	9.3%	9.1%
% of FP17s Relating to Free Repair or Replacements	0	38	0.0%	0.9%	1.0%	0.8%
% of FP17s Relating to Continuations	0	38	0.0%	1.3%	1.5%	1.3%
% of Patients satisfied with the dentistry they have received	0	0	N/A	92.3%	93.1%	92.7%
% of Patients satisfied with the time they had to wait for an appointment	0	0	N/A	88.9%	89.8%	88.8%

\* This is based on patients treated on this contract for their most recent course of treatment. Figures in italics indicate the base number of FP17s or Patient Questionnaire responses are less than 100. N/A is shown where the base number of responses is less than 10 during the period. % is calculated as Quantity/Base number\*100



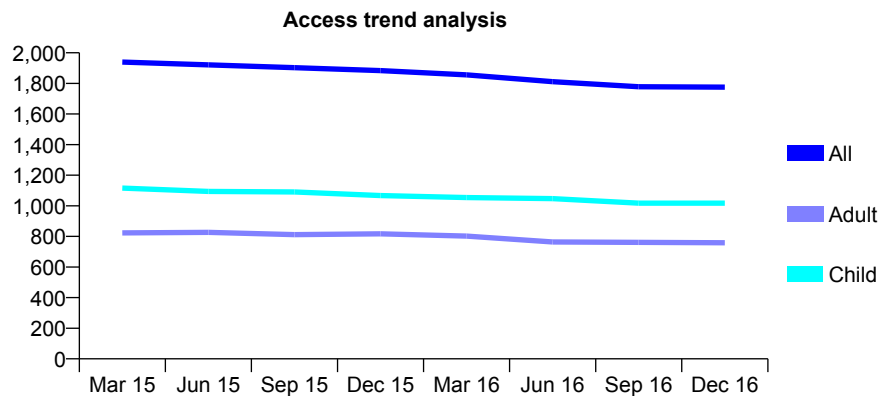
## Q47 - Vital Signs At a Glance Contract Report for 161470/0001 - December 2016

Name or company name	Cottage Dental Practice
Contract type name	GDS Contract
Purpose of contract	General
Contract start date	01/01/2011
Contract end date	

16/17 Contracted general activity (UDA)	5,004
Carry forward general activity (UDA)	110
16/17 Contracted orthodontic activity (UOA)	0
Carry forward orthodontic activity (UOA)	0
Baseline contract value	£145,812.02

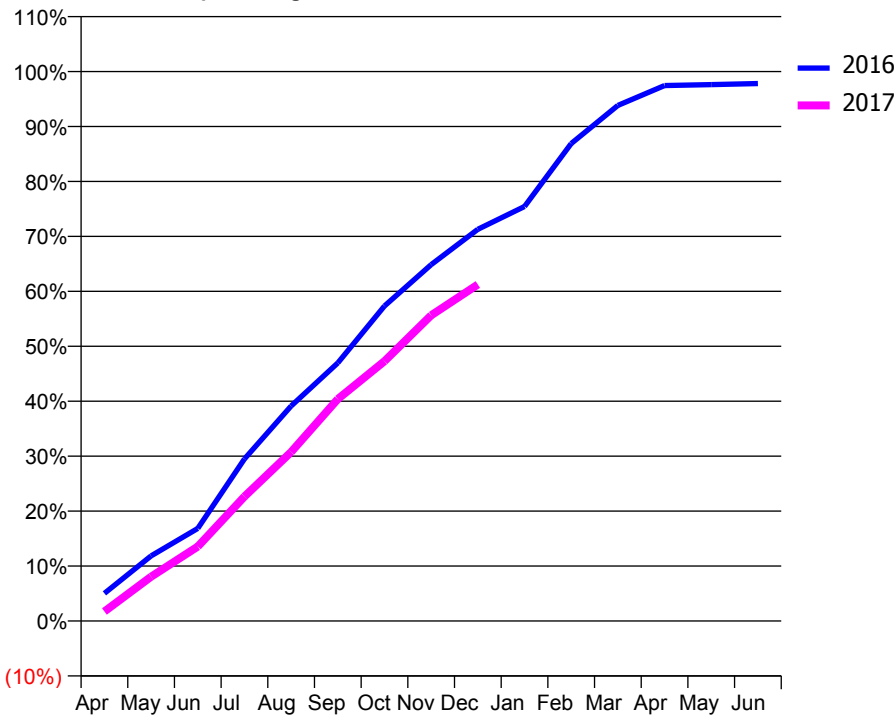
### ACCESS\*

Patients seen in 24 months	Total	Change since previous quarter
Quarter ending December 2015	1,884	
Quarter ending March 2016	1,856	↓
Quarter ending June 2016	1,811	↓
Quarter ending September 2016	1,778	↓
Quarter ending December 2016	1,776	→
<b>Variance since December 2015</b>	<b>(5.7%)</b>	<b>↓</b>



### ACTIVITY

Cumulative percentage of contracted UDA delivered 2016 & 2017



Month	Adjusted Scheduled Activity (UDA)	
	2016	2017
April	252	86
May	593	404
June	843	678
July	1,477	1,133
August	1,958	1,539
September	2,350	2,021
October	2,868	2,366
November	3,245	2,784
December	3,567	3,065
January	3,775	
February	4,348	
March	4,695	
April	4,876	
May	4,884	
June	4,894	

### QUALITY

	Quantity	Base Number	Contract	AT	Region	England
% of FP17s for the same patient ID Re-attending within 3 months - Children	262	1,615	16.2%	13.0%	13.4%	12.4%
% of FP17s for the same patient ID Re-attending within 3 months - Adults	120	742	16.2%	17.4%	17.3%	16.6%
% of FP17s for the same patient ID Re-attending between 3 & 9 months - Children	1,111	1,615	68.8%	57.2%	58.9%	57.5%
% of FP17s for the same patient ID Re-attending between 3 & 9 months - Adults	463	742	62.4%	50.9%	52.5%	50.4%
% of FP17s for Band 1 Urgent Courses	93	2,204	4.2%	11.0%	9.3%	9.1%
% of FP17s Relating to Free Repair or Replacements	2	2,204	0.1%	0.9%	1.0%	0.8%
% of FP17s Relating to Continuations	9	2,204	0.4%	1.3%	1.5%	1.3%
% of Patients satisfied with the dentistry they have received	4	4	N/A	92.3%	93.1%	92.7%
% of Patients satisfied with the time they had to wait for an appointment	4	4	N/A	88.9%	89.8%	88.8%

\* This is based on patients treated on this contract for their most recent course of treatment. Figures in italics indicate the base number of FP17s or Patient Questionnaire responses are less than 100. N/A is shown where the base number of responses is less than 10 during the period. % is calculated as Quantity/Base number\*100

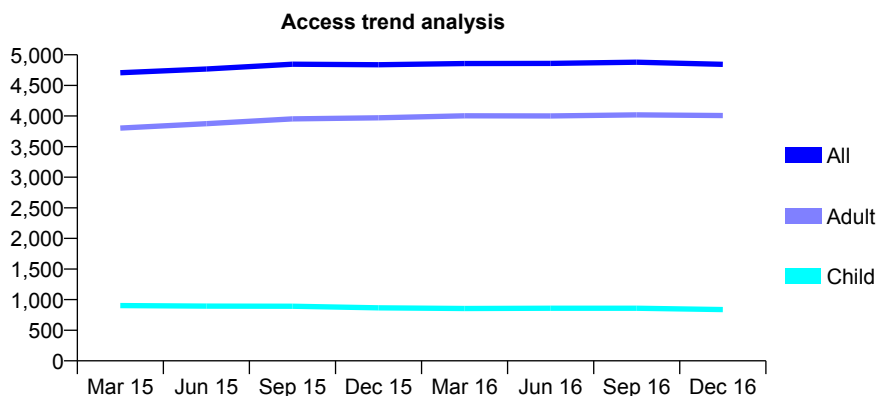
## Q47 - Vital Signs At a Glance Contract Report for 164143/0001 - December 2016

Name or company name	Warner Dental Practice Partnership
Contract type name	GDS Contract
Purpose of contract	General
Contract start date	01/08/2013
Contract end date	

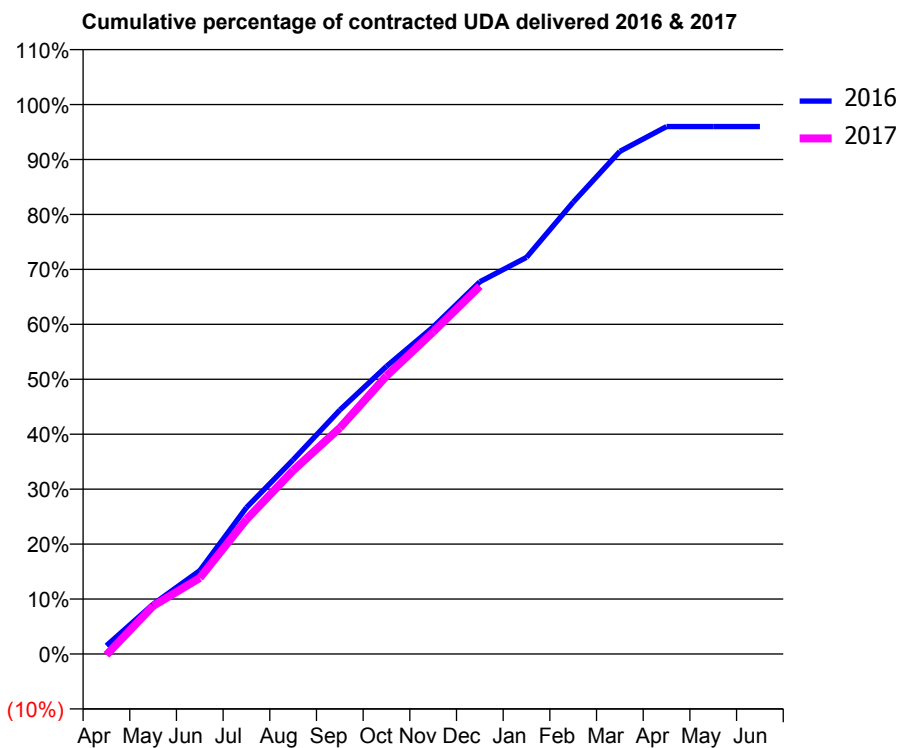
16/17 Contracted general activity (UDA)	15,296
Carry forward general activity (UDA)	612
16/17 Contracted orthodontic activity (UOA)	0
Carry forward orthodontic activity (UOA)	0
Baseline contract value	£400,781.04

### ACCESS\*

Patients seen in 24 months	Total	Change since previous quarter
Quarter ending December 2015	4,837	
Quarter ending March 2016	4,858	→
Quarter ending June 2016	4,859	→
Quarter ending September 2016	4,879	→
Quarter ending December 2016	4,844	→
<b>Variance since December 2015</b>	<b>0.1%</b>	<b>→</b>



### ACTIVITY



Month	Adjusted Scheduled Activity (UDA)	
	2016	2017
April	233	-29
May	1,387	1,339
June	2,321	2,116
July	4,077	3,747
August	5,407	5,110
September	6,789	6,294
October	8,010	7,743
November	9,105	8,967
December	10,361	10,238
January	11,043	
February	12,576	
March	13,992	
April	14,681	
May	14,683	
June	14,684	

### QUALITY

	Quantity	Base Number	Contract	AT	Region	England
% of FP17s for the same patient ID Re-attending within 3 months - Children	47	926	5.1%	13.0%	13.4%	12.4%
% of FP17s for the same patient ID Re-attending within 3 months - Adults	618	4,350	14.2%	17.4%	17.3%	16.6%
% of FP17s for the same patient ID Re-attending between 3 & 9 months - Children	485	926	52.4%	57.2%	58.9%	57.5%
% of FP17s for the same patient ID Re-attending between 3 & 9 months - Adults	2,006	4,350	46.1%	50.9%	52.5%	50.4%
% of FP17s for Band 1 Urgent Courses	428	4,981	8.6%	11.0%	9.3%	9.1%
% of FP17s Relating to Free Repair or Replacements	45	4,981	0.9%	0.9%	1.0%	0.8%
% of FP17s Relating to Continuations	113	4,981	2.3%	1.3%	1.5%	1.3%
% of Patients satisfied with the dentistry they have received	13	14	92.9%	92.3%	93.1%	92.7%
% of Patients satisfied with the time they had to wait for an appointment	8	14	57.1%	88.9%	89.8%	88.8%

\* This is based on patients treated on this contract for their most recent course of treatment. Figures in italics indicate the base number of FP17s or Patient Questionnaire responses are less than 100. N/A is shown where the base number of responses is less than 10 during the period. % is calculated as Quantity/Base number\*100

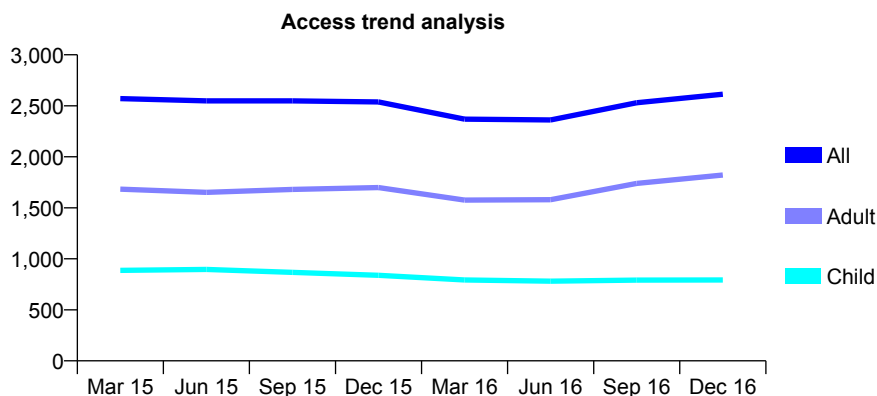
## Q47 - Vital Signs At a Glance Contract Report for 166537/0001 - December 2016

Name or company name	Shaw and Dhariwal - Rishton Dental Centre
Contract type name	GDS Contract
Purpose of contract	General and Orthodontic
Contract start date	01/08/2010
Contract end date	

16/17 Contracted general activity (UDA)	6,200
Carry forward general activity (UDA)	-121
16/17 Contracted orthodontic activity (UOA)	146
Carry forward orthodontic activity (UOA)	0
Baseline contract value	£200,505.17

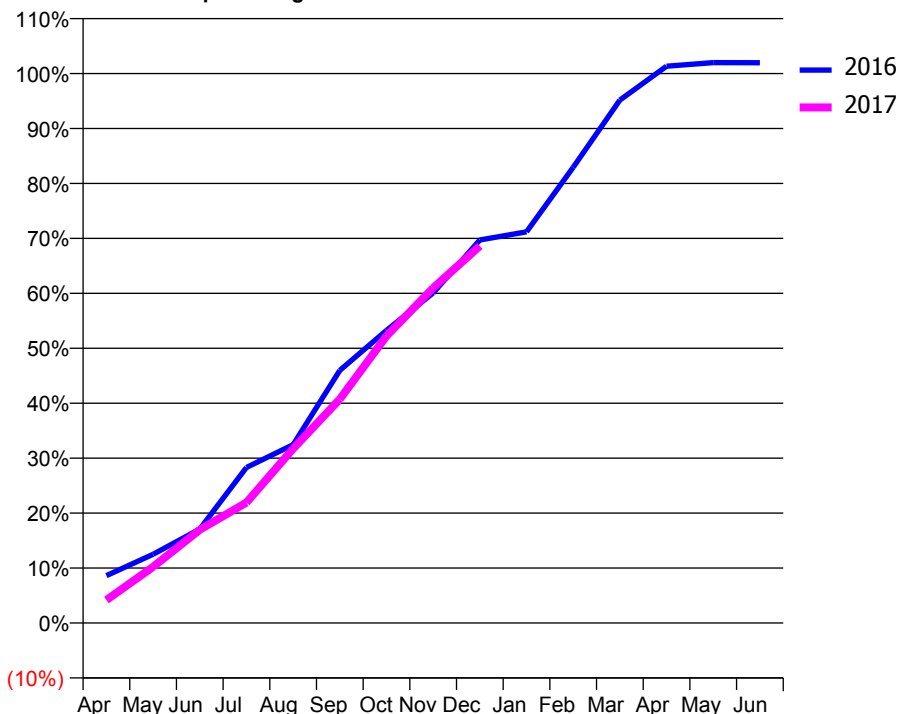
### ACCESS\*

Patients seen in 24 months	Total	Change since previous quarter
Quarter ending December 2015	2,538	
Quarter ending March 2016	2,369	↓
Quarter ending June 2016	2,361	→
Quarter ending September 2016	2,530	↑
Quarter ending December 2016	2,614	↑
<b>Variance since December 2015</b>	<b>3.0%</b>	<b>↑</b>



### ACTIVITY

Cumulative percentage of contracted UDA delivered 2016 & 2017



Month	Adjusted Scheduled Activity (UDA)	
	2016	2017
April	535	260
May	775	634
June	1,060	1,052
July	1,754	1,360
August	2,013	1,967
September	2,850	2,526
October	3,301	3,238
November	3,725	3,781
December	4,322	4,254
January	4,414	
February	5,142	
March	5,900	
April	6,282	
May	6,323	
June	6,321	

### QUALITY

	Quantity	Base Number	Contract	AT	Region	England
% of FP17s for the same patient ID Re-attending within 3 months - Children	31	590	5.3%	13.0%	13.4%	12.4%
% of FP17s for the same patient ID Re-attending within 3 months - Adults	183	1,282	14.3%	17.4%	17.3%	16.6%
% of FP17s for the same patient ID Re-attending between 3 & 9 months - Children	242	590	41.0%	57.2%	58.9%	57.5%
% of FP17s for the same patient ID Re-attending between 3 & 9 months - Adults	340	1,282	26.5%	50.9%	52.5%	50.4%
% of FP17s for Band 1 Urgent Courses	240	1,744	13.8%	11.0%	9.3%	9.1%
% of FP17s Relating to Free Repair or Replacements	0	1,744	0.0%	0.9%	1.0%	0.8%
% of FP17s Relating to Continuations	10	1,744	0.6%	1.3%	1.5%	1.3%
% of Patients satisfied with the dentistry they have received	3	3	N/A	92.3%	93.1%	92.7%
% of Patients satisfied with the time they had to wait for an appointment	3	3	N/A	88.9%	89.8%	88.8%

\* This is based on patients treated on this contract for their most recent course of treatment. Figures in italics indicate the base number of FP17s or Patient Questionnaire responses are less than 100. N/A is shown where the base number of responses is less than 10 during the period. % is calculated as Quantity/Base number\*100

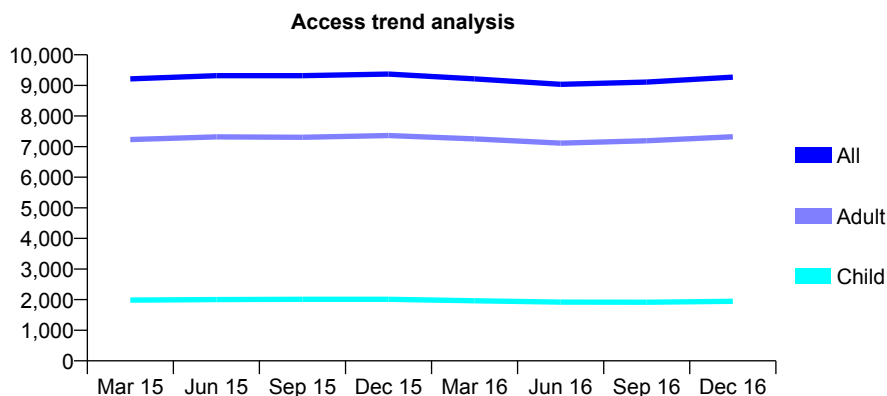
## Q47 - Vital Signs At a Glance Contract Report for 167339/0001 - December 2016

Name or company name	St Annes Dental Clinic Ltd
Contract type name	GDS Contract
Purpose of contract	General
Contract start date	06/04/2013
Contract end date	

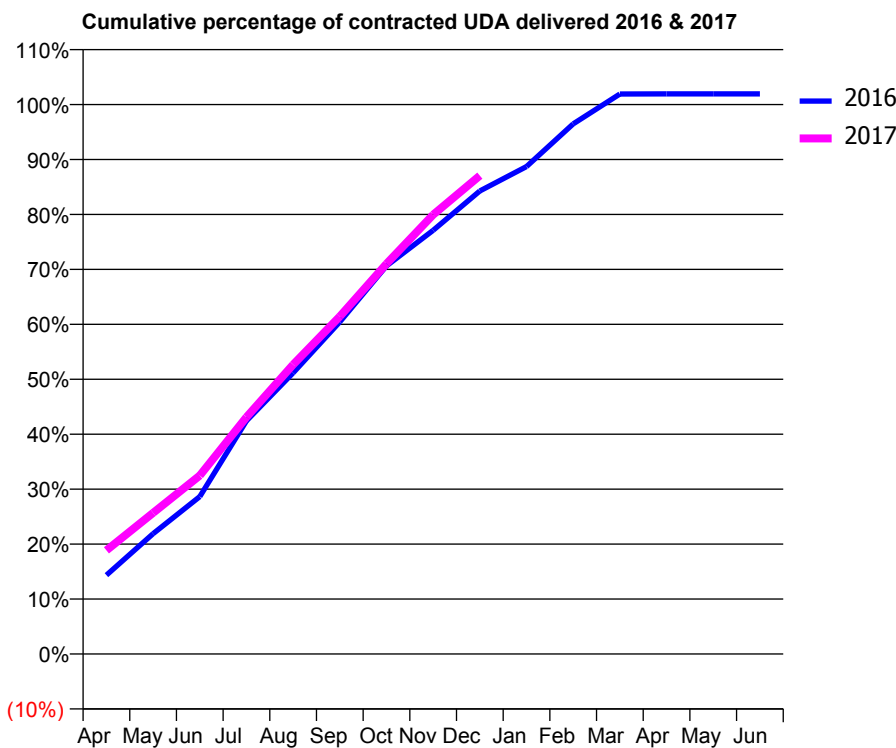
16/17 Contracted general activity (UDA)	27,421
Carry forward general activity (UDA)	-529
16/17 Contracted orthodontic activity (UOA)	0
Carry forward orthodontic activity (UOA)	0
Baseline contract value	£866,076.74

### ACCESS\*

Patients seen in 24 months	Total	Change since previous quarter
Quarter ending December 2015	9,370	
Quarter ending March 2016	9,214	↓
Quarter ending June 2016	9,035	↓
Quarter ending September 2016	9,108	→
Quarter ending December 2016	9,268	→
<b>Variance since December 2015</b>	<b>(1.1%)</b>	<b>↓</b>



### ACTIVITY



Month	Adjusted Scheduled Activity (UDA)	
	2016	2017
April	3,938	5,175
May	6,004	7,044
June	7,852	8,908
July	11,635	11,822
August	14,028	14,443
September	16,570	16,845
October	19,369	19,471
November	21,146	21,925
December	23,107	23,873
January	24,322	
February	26,452	
March	27,943	
April	27,954	
May	27,951	
June	27,950	

### QUALITY

	Quantity	Base Number	Contract	AT	Region	England
% of FP17s for the same patient ID Re-attending within 3 months - Children	140	2,202	6.4%	13.0%	13.4%	12.4%
% of FP17s for the same patient ID Re-attending within 3 months - Adults	1,252	8,525	14.7%	17.4%	17.3%	16.6%
% of FP17s for the same patient ID Re-attending between 3 & 9 months - Children	1,233	2,202	56.0%	57.2%	58.9%	57.5%
% of FP17s for the same patient ID Re-attending between 3 & 9 months - Adults	4,592	8,525	53.9%	50.9%	52.5%	50.4%
% of FP17s for Band 1 Urgent Courses	761	10,721	7.1%	11.0%	9.3%	9.1%
% of FP17s Relating to Free Repair or Replacements	76	10,721	0.7%	0.9%	1.0%	0.8%
% of FP17s Relating to Continuations	106	10,721	1.0%	1.3%	1.5%	1.3%
% of Patients satisfied with the dentistry they have received	21	24	87.5%	92.3%	93.1%	92.7%
% of Patients satisfied with the time they had to wait for an appointment	20	24	83.3%	88.9%	89.8%	88.8%

\* This is based on patients treated on this contract for their most recent course of treatment. Figures in italics indicate the base number of FP17s or Patient Questionnaire responses are less than 100. N/A is shown where the base number of responses is less than 10 during the period. % is calculated as Quantity/Base number\*100

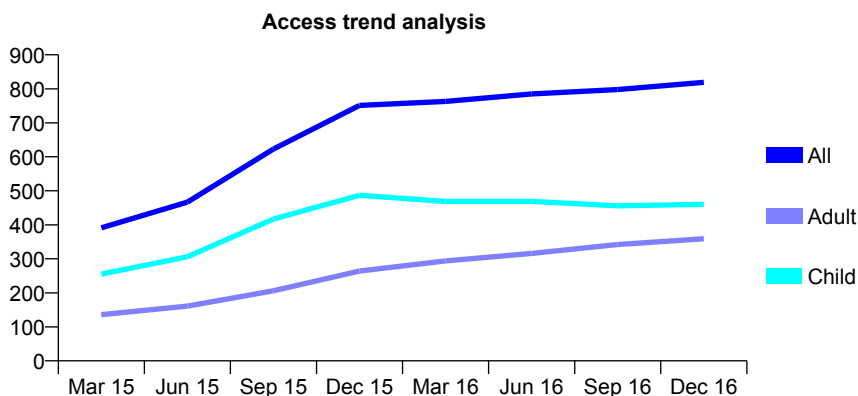
## Q47 - Vital Signs At a Glance Contract Report for 167711/0001 - December 2016

Name or company name	Bridge Dental Practice
Contract type name	GDS Contract
Purpose of contract	General and Orthodontic
Contract start date	01/09/2014
Contract end date	

16/17 Contracted general activity (UDA)	2,000
Carry forward general activity (UDA)	-40
16/17 Contracted orthodontic activity (UOA)	617
Carry forward orthodontic activity (UOA)	0
Baseline contract value	£80,887.20

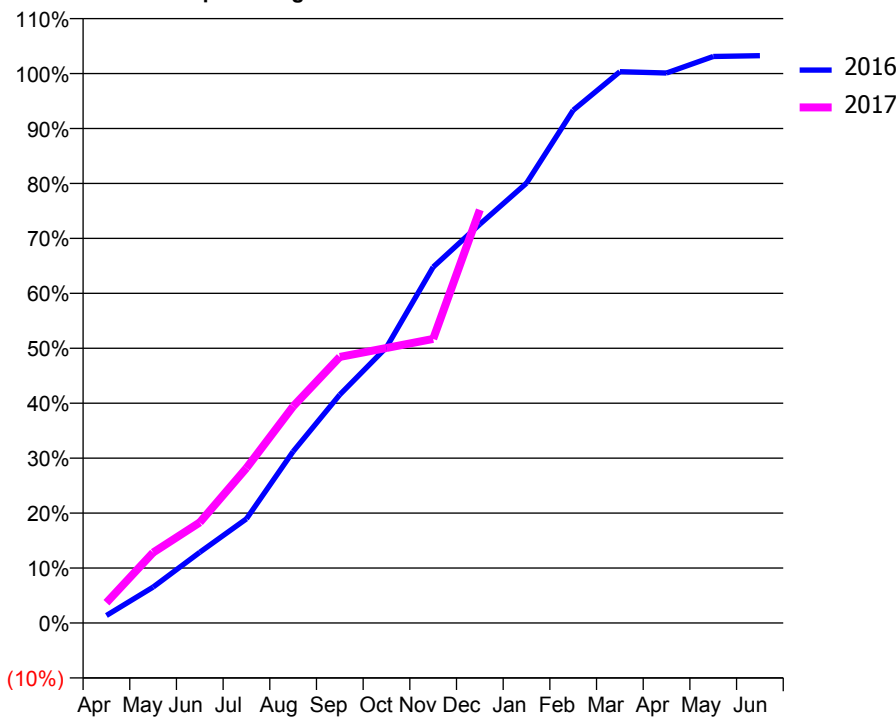
### ACCESS\*

Patients seen in 24 months	Total	Change since previous quarter
Quarter ending December 2015	751	
Quarter ending March 2016	763	→
Quarter ending June 2016	785	↑
Quarter ending September 2016	798	→
Quarter ending December 2016	819	↑
<b>Variance since December 2015</b>	<b>9.1%</b>	<b>↑</b>



### ACTIVITY

Cumulative percentage of contracted UDA delivered 2016 & 2017



Month	Adjusted Scheduled Activity (UDA)	
	2016	2017
April	27	74
May	131	257
June	257	366
July	379	564
August	624	788
September	831	969
October	1,003	1,001
November	1,296	1,034
December	1,451	1,504
January	1,601	
February	1,866	
March	2,007	
April	2,002	
May	2,062	
June	2,065	

### QUALITY

	Quantity	Base Number	Contract	AT	Region	England
% of FP17s for the same patient ID Re-attending within 3 months - Children	69	513	13.5%	13.0%	13.4%	12.4%
% of FP17s for the same patient ID Re-attending within 3 months - Adults	79	359	22.0%	17.4%	17.3%	16.6%
% of FP17s for the same patient ID Re-attending between 3 & 9 months - Children	244	513	47.6%	57.2%	58.9%	57.5%
% of FP17s for the same patient ID Re-attending between 3 & 9 months - Adults	162	359	45.1%	50.9%	52.5%	50.4%
% of FP17s for Band 1 Urgent Courses	83	792	10.5%	11.0%	9.3%	9.1%
% of FP17s Relating to Free Repair or Replacements	1	792	0.1%	0.9%	1.0%	0.8%
% of FP17s Relating to Continuations	1	792	0.1%	1.3%	1.5%	1.3%
% of Patients satisfied with the dentistry they have received	0	0	N/A	92.3%	93.1%	92.7%
% of Patients satisfied with the time they had to wait for an appointment	0	0	N/A	88.9%	89.8%	88.8%

\* This is based on patients treated on this contract for their most recent course of treatment. Figures in italics indicate the base number of FP17s or Patient Questionnaire responses are less than 100. N/A is shown where the base number of responses is less than 10 during the period. % is calculated as Quantity/Base number\*100

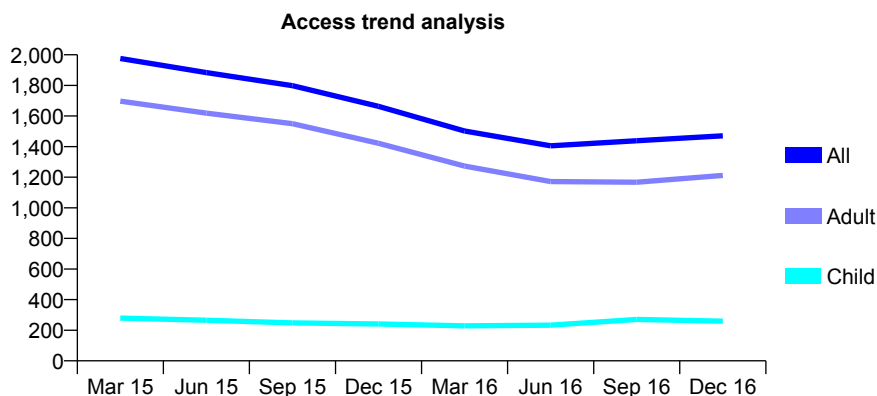
## Q47 - Vital Signs At a Glance Contract Report for 168416/0001 - December 2016

Name or company name	Dr Suresh Balasubramniam and Katherine
Contract type name	GDS Contract
Purpose of contract	General
Contract start date	01/04/2013
Contract end date	

16/17 Contracted general activity (UDA)	5,750
Carry forward general activity (UDA)	-115
16/17 Contracted orthodontic activity (UOA)	0
Carry forward orthodontic activity (UOA)	0
Baseline contract value	£185,371.31

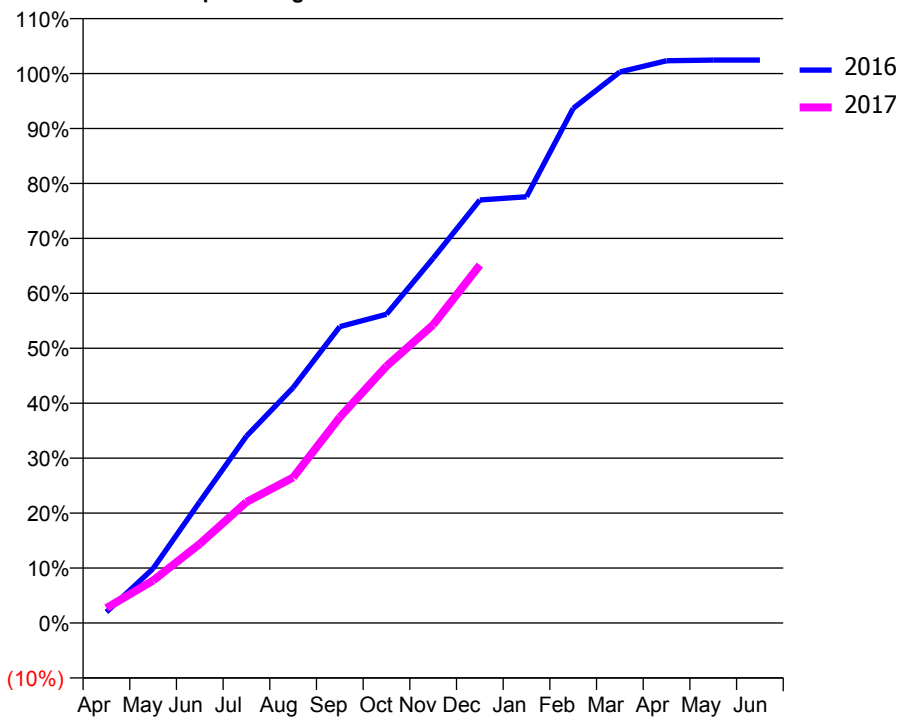
### ACCESS\*

Patients seen in 24 months	Total	Change since previous quarter
Quarter ending December 2015	1,663	
Quarter ending March 2016	1,502	↓
Quarter ending June 2016	1,405	↓
Quarter ending September 2016	1,438	↑
Quarter ending December 2016	1,471	↑
<b>Variance since December 2015</b>	<b>(11.5%)</b>	<b>↓</b>



### ACTIVITY

Cumulative percentage of contracted UDA delivered 2016 & 2017



Month	Adjusted Scheduled Activity (UDA)	
	2016	2017
April	115	157
May	570	444
June	1,270	828
July	1,956	1,266
August	2,463	1,523
September	3,102	2,153
October	3,231	2,689
November	3,816	3,120
December	4,426	3,745
January	4,460	
February	5,386	
March	5,767	
April	5,883	
May	5,890	
June	5,890	

### QUALITY

	Quantity	Base Number	Contract	AT	Region	England
% of FP17s for the same patient ID Re-attending within 3 months - Children	17	309	5.5%	13.0%	13.4%	12.4%
% of FP17s for the same patient ID Re-attending within 3 months - Adults	137	1,214	11.3%	17.4%	17.3%	16.6%
% of FP17s for the same patient ID Re-attending between 3 & 9 months - Children	147	309	47.6%	57.2%	58.9%	57.5%
% of FP17s for the same patient ID Re-attending between 3 & 9 months - Adults	540	1,214	44.5%	50.9%	52.5%	50.4%
% of FP17s for Band 1 Urgent Courses	107	1,489	7.2%	11.0%	9.3%	9.1%
% of FP17s Relating to Free Repair or Replacements	21	1,489	1.4%	0.9%	1.0%	0.8%
% of FP17s Relating to Continuations	41	1,489	2.8%	1.3%	1.5%	1.3%
% of Patients satisfied with the dentistry they have received	22	24	91.7%	92.3%	93.1%	92.7%
% of Patients satisfied with the time they had to wait for an appointment	23	24	95.8%	88.9%	89.8%	88.8%

\* This is based on patients treated on this contract for their most recent course of treatment. Figures in italics indicate the base number of FP17s or Patient Questionnaire responses are less than 100. N/A is shown where the base number of responses is less than 10 during the period. % is calculated as Quantity/Base number\*100

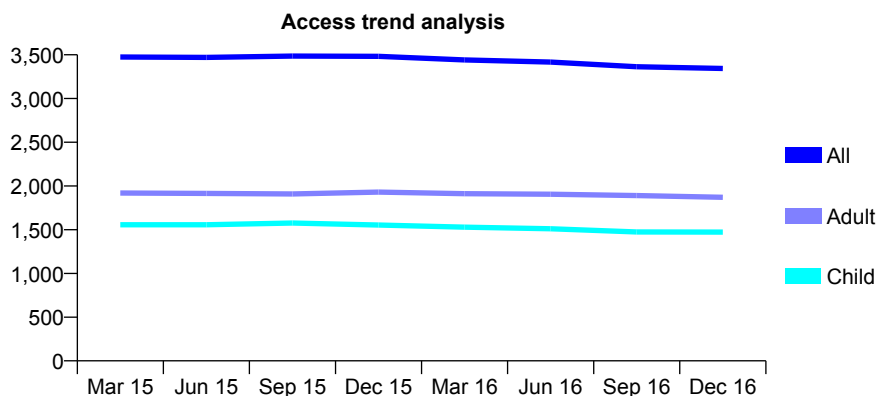
## Q47 - Vital Signs At a Glance Contract Report for 168467/0001 - December 2016

Name or company name	Schofield & Pickup
Contract type name	GDS Contract
Purpose of contract	General
Contract start date	22/10/2012
Contract end date	

16/17 Contracted general activity (UDA)	9,500
Carry forward general activity (UDA)	0
16/17 Contracted orthodontic activity (UOA)	0
Carry forward orthodontic activity (UOA)	0
Baseline contract value	£253,517.01

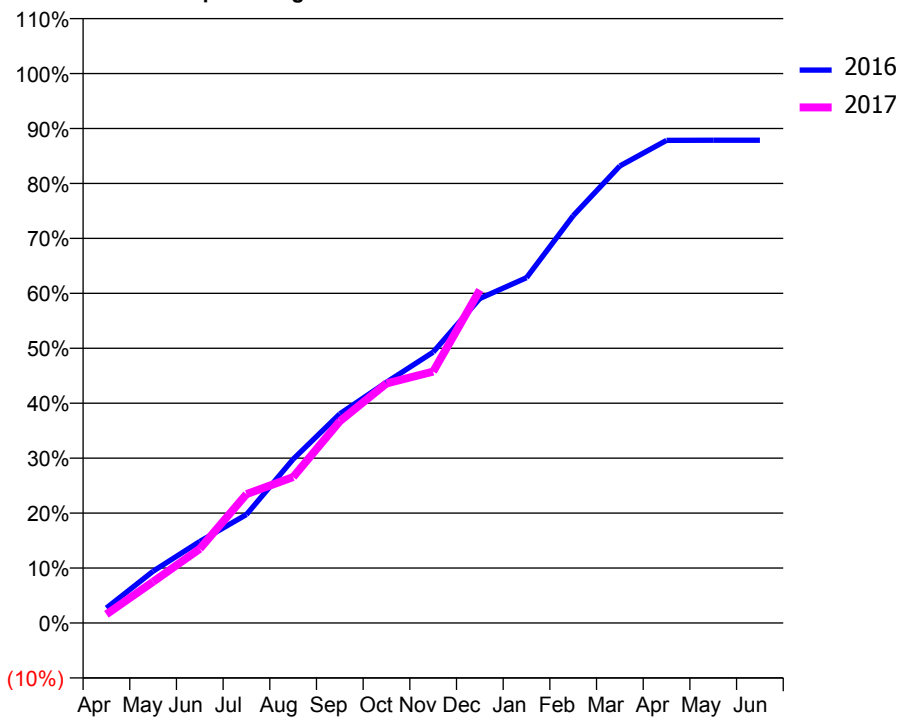
### ACCESS\*

Patients seen in 24 months	Total	Change since previous quarter
Quarter ending December 2015	3,483	
Quarter ending March 2016	3,441	↓
Quarter ending June 2016	3,417	→
Quarter ending September 2016	3,364	↓
Quarter ending December 2016	3,343	→
<b>Variance since December 2015</b>	<b>(4.0%)</b>	<b>↓</b>



### ACTIVITY

Cumulative percentage of contracted UDA delivered 2016 & 2017



Month	Adjusted Scheduled Activity (UDA)	
	2016	2017
April	260	151
May	897	713
June	1,409	1,284
July	1,875	2,227
August	2,833	2,524
September	3,616	3,489
October	4,162	4,143
November	4,684	4,346
December	5,610	5,759
January	5,970	
February	7,041	
March	7,902	
April	8,345	
May	8,347	
June	8,347	

### QUALITY

	Quantity	Base Number	Contract	AT	Region	England
% of FP17s for the same patient ID Re-attending within 3 months - Children	189	1,965	9.6%	13.0%	13.4%	12.4%
% of FP17s for the same patient ID Re-attending within 3 months - Adults	238	1,895	12.6%	17.4%	17.3%	16.6%
% of FP17s for the same patient ID Re-attending between 3 & 9 months - Children	1,301	1,965	66.2%	57.2%	58.9%	57.5%
% of FP17s for the same patient ID Re-attending between 3 & 9 months - Adults	1,190	1,895	62.8%	50.9%	52.5%	50.4%
% of FP17s for Band 1 Urgent Courses	188	3,590	5.2%	11.0%	9.3%	9.1%
% of FP17s Relating to Free Repair or Replacements	24	3,590	0.7%	0.9%	1.0%	0.8%
% of FP17s Relating to Continuations	48	3,590	1.3%	1.3%	1.5%	1.3%
% of Patients satisfied with the dentistry they have received	5	5	N/A	92.3%	93.1%	92.7%
% of Patients satisfied with the time they had to wait for an appointment	5	5	N/A	88.9%	89.8%	88.8%

\* This is based on patients treated on this contract for their most recent course of treatment. Figures in italics indicate the base number of FP17s or Patient Questionnaire responses are less than 100. N/A is shown where the base number of responses is less than 10 during the period. % is calculated as Quantity/Base number\*100



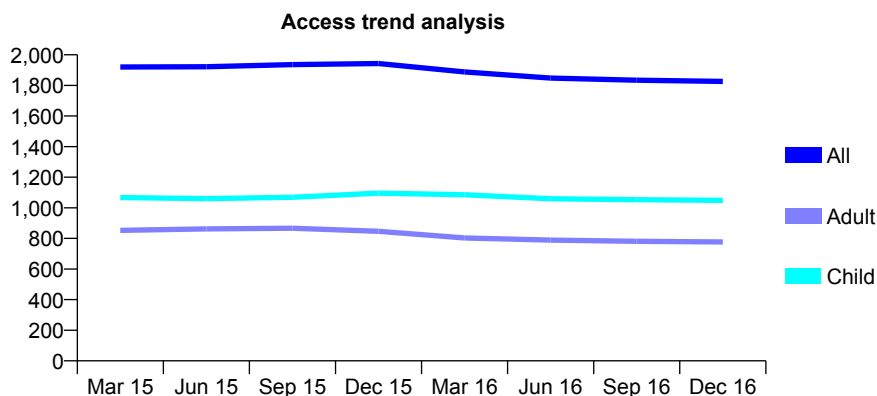
## Q47 - Vital Signs At a Glance Contract Report for 171859/0004 - December 2016

Name or company name	Oak Dental Care Limited
Contract type name	GDS Contract
Purpose of contract	General and Orthodontic
Contract start date	01/04/2009
Contract end date	

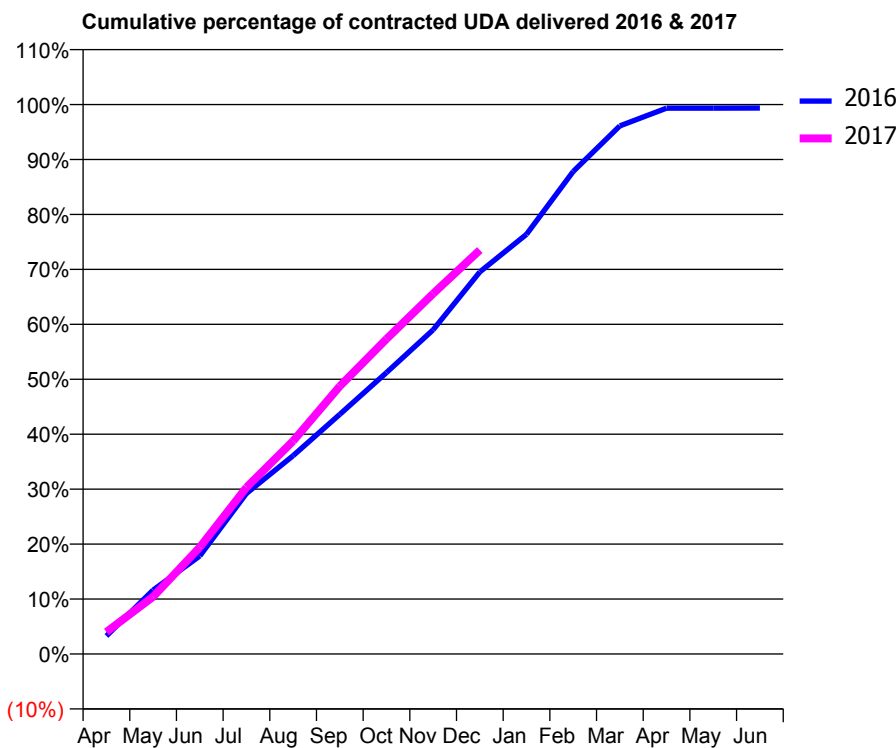
16/17 Contracted general activity (UDA)	4,600
Carry forward general activity (UDA)	29
16/17 Contracted orthodontic activity (UOA)	1,000
Carry forward orthodontic activity (UOA)	-20
Baseline contract value	£199,727.46

### ACCESS\*

Patients seen in 24 months	Total	Change since previous quarter
Quarter ending December 2015	1,943	
Quarter ending March 2016	1,888	↓
Quarter ending June 2016	1,848	↓
Quarter ending September 2016	1,834	→
Quarter ending December 2016	1,826	→
<b>Variance since December 2015</b>	<b>(6.0%)</b>	<b>↓</b>



### ACTIVITY



Month	Adjusted Scheduled Activity (UDA)	
	2016	2017
April	152	185
May	535	479
June	821	894
July	1,345	1,395
August	1,660	1,783
September	2,006	2,242
October	2,356	2,637
November	2,715	3,016
December	3,198	3,382
January	3,514	
February	4,039	
March	4,421	
April	4,570	
May	4,570	
June	4,571	

### QUALITY

	Quantity	Base Number	Contract	AT	Region	England
% of FP17s for the same patient ID Re-attending within 3 months - Children	120	1,167	10.3%	13.0%	13.4%	12.4%
% of FP17s for the same patient ID Re-attending within 3 months - Adults	154	635	24.3%	17.4%	17.3%	16.6%
% of FP17s for the same patient ID Re-attending between 3 & 9 months - Children	663	1,167	56.8%	57.2%	58.9%	57.5%
% of FP17s for the same patient ID Re-attending between 3 & 9 months - Adults	234	635	36.9%	50.9%	52.5%	50.4%
% of FP17s for Band 1 Urgent Courses	159	1,650	9.6%	11.0%	9.3%	9.1%
% of FP17s Relating to Free Repair or Replacements	0	1,650	0.0%	0.9%	1.0%	0.8%
% of FP17s Relating to Continuations	19	1,650	1.2%	1.3%	1.5%	1.3%
% of Patients satisfied with the dentistry they have received	3	3	N/A	92.3%	93.1%	92.7%
% of Patients satisfied with the time they had to wait for an appointment	3	3	N/A	88.9%	89.8%	88.8%

\* This is based on patients treated on this contract for their most recent course of treatment. Figures in italics indicate the base number of FP17s or Patient Questionnaire responses are less than 100. N/A is shown where the base number of responses is less than 10 during the period. % is calculated as Quantity/Base number\*100

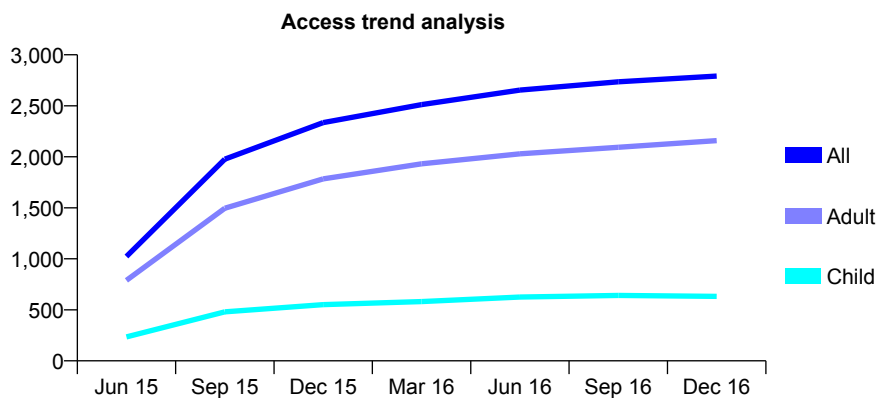
## Q47 - Vital Signs At a Glance Contract Report for 175161/0001 - December 2016

Name or company name	Arena Dental Care
Contract type name	GDS Contract
Purpose of contract	General
Contract start date	01/04/2015
Contract end date	

16/17 Contracted general activity (UDA)	10,034
Carry forward general activity (UDA)	394
16/17 Contracted orthodontic activity (UOA)	0
Carry forward orthodontic activity (UOA)	0
Baseline contract value	£244,501.25

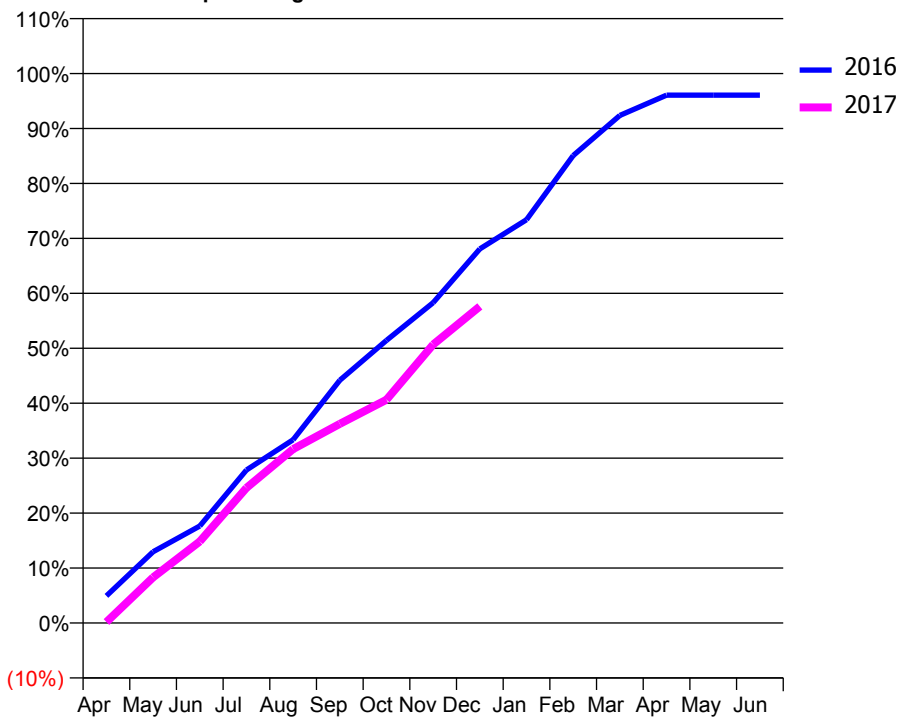
### ACCESS\*

Patients seen in 24 months	Total	Change since previous quarter
Quarter ending December 2015	2,335	
Quarter ending March 2016	2,512	↑
Quarter ending June 2016	2,654	↑
Quarter ending September 2016	2,735	↑
Quarter ending December 2016	2,791	↑
<b>Variance since December 2015</b>	<b>19.5%</b>	<b>↑</b>



### ACTIVITY

Cumulative percentage of contracted UDA delivered 2016 & 2017



Month	Adjusted Scheduled Activity (UDA)	
	2016	2017
April	494	18
May	1,300	834
June	1,770	1,489
July	2,792	2,468
August	3,344	3,176
September	4,429	3,637
October	5,156	4,077
November	5,843	5,084
December	6,824	5,782
January	7,358	
February	8,526	
March	9,260	
April	9,630	
May	9,630	
June	9,630	

### QUALITY

	Quantity	Base Number	Contract	AT	Region	England
% of FP17s for the same patient ID Re-attending within 3 months - Children	55	734	7.5%	13.0%	13.4%	12.4%
% of FP17s for the same patient ID Re-attending within 3 months - Adults	425	2,475	17.2%	17.4%	17.3%	16.6%
% of FP17s for the same patient ID Re-attending between 3 & 9 months - Children	475	734	64.7%	57.2%	58.9%	57.5%
% of FP17s for the same patient ID Re-attending between 3 & 9 months - Adults	1,555	2,475	62.8%	50.9%	52.5%	50.4%
% of FP17s for Band 1 Urgent Courses	238	3,063	7.8%	11.0%	9.3%	9.1%
% of FP17s Relating to Free Repair or Replacements	23	3,063	0.8%	0.9%	1.0%	0.8%
% of FP17s Relating to Continuations	35	3,063	1.1%	1.3%	1.5%	1.3%
% of Patients satisfied with the dentistry they have received	1	1	N/A	92.3%	93.1%	92.7%
% of Patients satisfied with the time they had to wait for an appointment	1	1	N/A	88.9%	89.8%	88.8%

\* This is based on patients treated on this contract for their most recent course of treatment. Figures in italics indicate the base number of FP17s or Patient Questionnaire responses are less than 100. N/A is shown where the base number of responses is less than 10 during the period. % is calculated as Quantity/Base number\*100

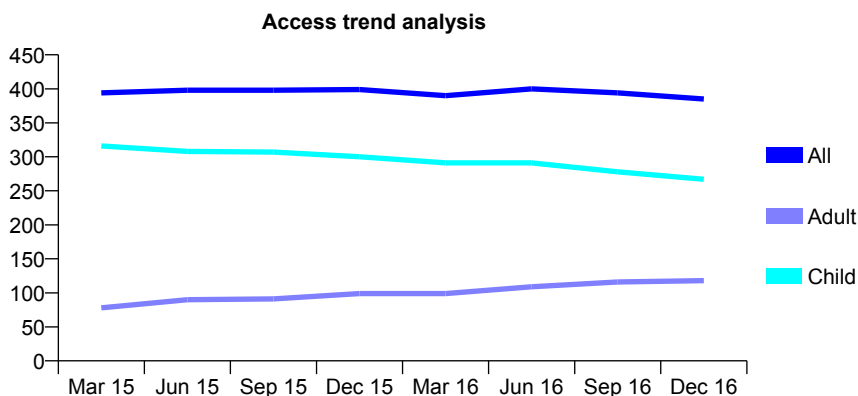
## Q47 - Vital Signs At a Glance Contract Report for 176788/0001 - December 2016

Name or company name	Parbold Dental Practice
Contract type name	GDS Contract
Purpose of contract	General
Contract start date	01/04/2012
Contract end date	

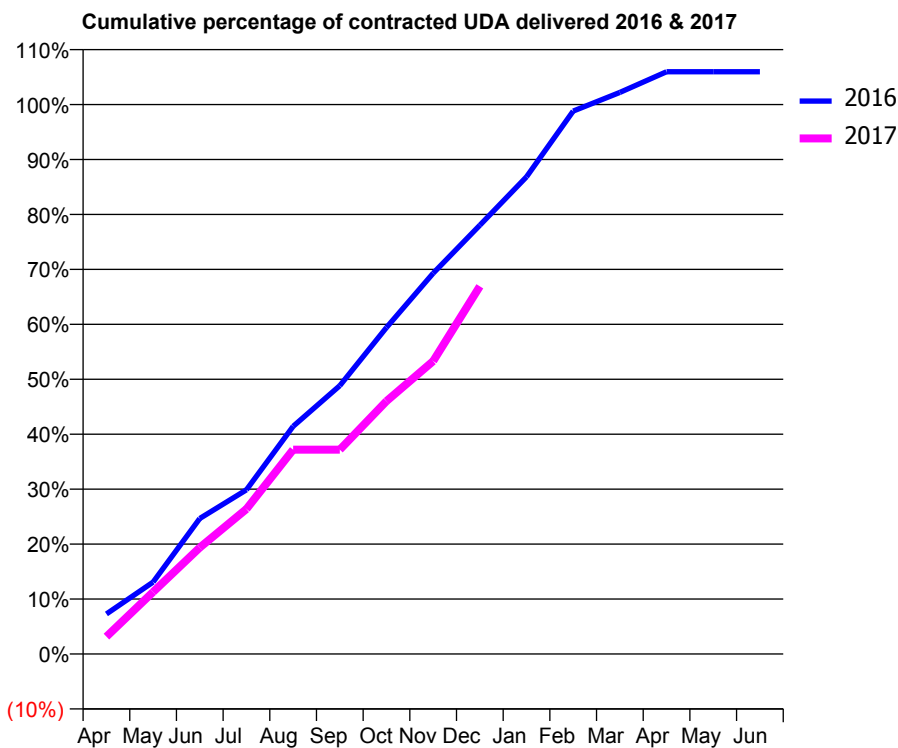
16/17 Contracted general activity (UDA)	950
Carry forward general activity (UDA)	-19
16/17 Contracted orthodontic activity (UOA)	0
Carry forward orthodontic activity (UOA)	0
Baseline contract value	£23,613.26

### ACCESS\*

Patients seen in 24 months	Total	Change since previous quarter
Quarter ending December 2015	399	
Quarter ending March 2016	390	↓
Quarter ending June 2016	400	↑
Quarter ending September 2016	394	↓
Quarter ending December 2016	385	↓
<b>Variance since December 2015</b>	<b>(3.5%)</b>	<b>↓</b>



### ACTIVITY



Month	Adjusted Scheduled Activity (UDA)	
	2016	2017
April	69	30
May	124	107
June	234	184
July	284	251
August	394	353
September	464	353
October	564	437
November	658	506
December	741	636
January	825	
February	939	
March	971	
April	1,007	
May	1,007	
June	1,007	

### QUALITY

	Quantity	Base Number	Contract	AT	Region	England
% of FP17s for the same patient ID Re-attending within 3 months - Children	63	410	15.4%	13.0%	13.4%	12.4%
% of FP17s for the same patient ID Re-attending within 3 months - Adults	5	78	6.4%	17.4%	17.3%	16.6%
% of FP17s for the same patient ID Re-attending between 3 & 9 months - Children	262	410	63.9%	57.2%	58.9%	57.5%
% of FP17s for the same patient ID Re-attending between 3 & 9 months - Adults	44	78	56.4%	50.9%	52.5%	50.4%
% of FP17s for Band 1 Urgent Courses	19	456	4.2%	11.0%	9.3%	9.1%
% of FP17s Relating to Free Repair or Replacements	1	456	0.2%	0.9%	1.0%	0.8%
% of FP17s Relating to Continuations	1	456	0.2%	1.3%	1.5%	1.3%
% of Patients satisfied with the dentistry they have received	0	0	N/A	92.3%	93.1%	92.7%
% of Patients satisfied with the time they had to wait for an appointment	0	0	N/A	88.9%	89.8%	88.8%

\* This is based on patients treated on this contract for their most recent course of treatment. Figures in italics indicate the base number of FP17s or Patient Questionnaire responses are less than 100. N/A is shown where the base number of responses is less than 10 during the period. % is calculated as Quantity/Base number\*100

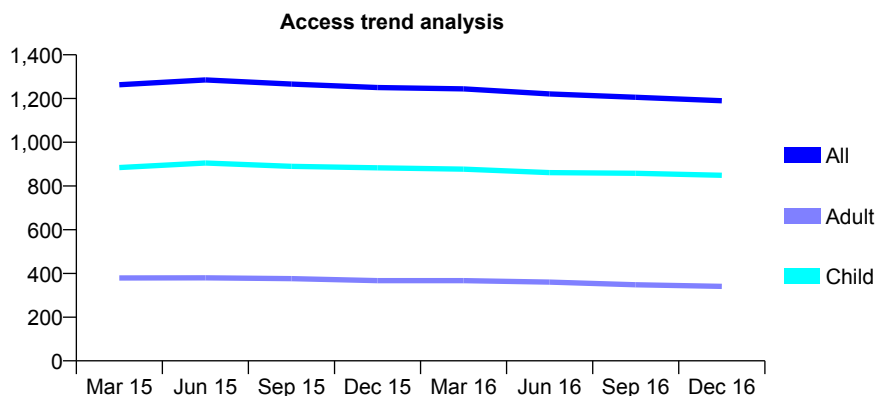
## Q47 - Vital Signs At a Glance Contract Report for 177539/0001 - December 2016

Name or company name	Bank View Smile Studios
Contract type name	GDS Contract
Purpose of contract	General
Contract start date	01/02/2010
Contract end date	

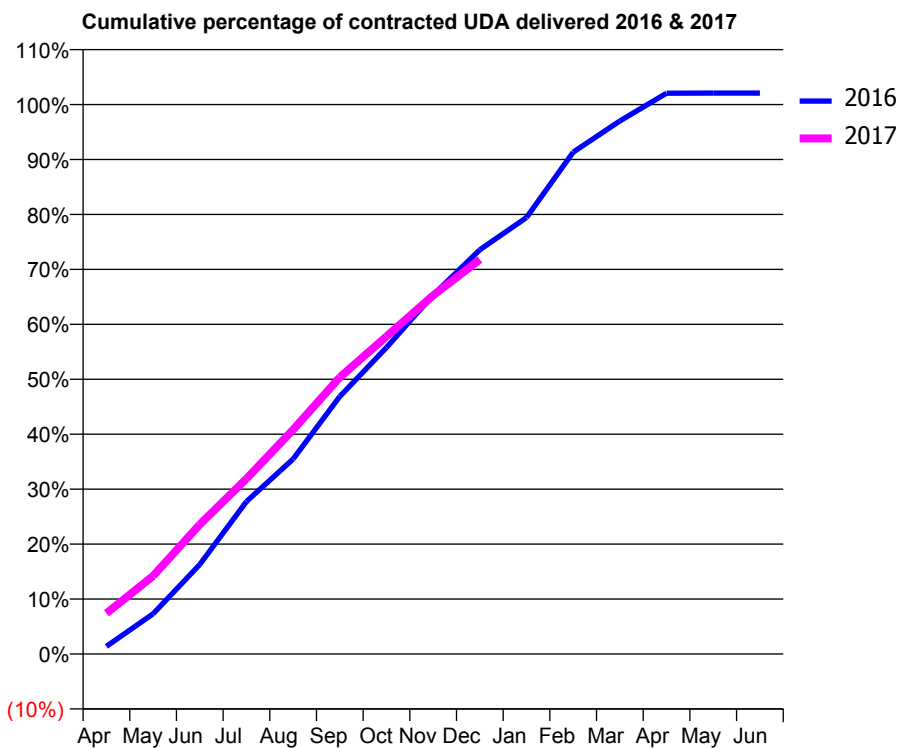
16/17 Contracted general activity (UDA)	4,177
Carry forward general activity (UDA)	-84
16/17 Contracted orthodontic activity (UOA)	0
Carry forward orthodontic activity (UOA)	0
Baseline contract value	£98,486.37

### ACCESS\*

Patients seen in 24 months	Total	Change since previous quarter
Quarter ending December 2015	1,250	
Quarter ending March 2016	1,244	→
Quarter ending June 2016	1,221	↓
Quarter ending September 2016	1,206	↓
Quarter ending December 2016	1,190	↓
<b>Variance since December 2015</b>	<b>(4.8%)</b>	<b>↓</b>



### ACTIVITY



Month	Adjusted Scheduled Activity (UDA)	
	2016	2017
April	58	309
May	305	593
June	681	984
July	1,159	1,332
August	1,482	1,706
September	1,958	2,104
October	2,330	2,414
November	2,729	2,726
December	3,073	2,999
January	3,318	
February	3,815	
March	4,052	
April	4,263	
May	4,264	
June	4,264	

### QUALITY

	Quantity	Base Number	Contract	AT	Region	England
% of FP17s for the same patient ID Re-attending within 3 months - Children	272	1,428	19.0%	13.0%	13.4%	12.4%
% of FP17s for the same patient ID Re-attending within 3 months - Adults	43	344	12.5%	17.4%	17.3%	16.6%
% of FP17s for the same patient ID Re-attending between 3 & 9 months - Children	955	1,428	66.9%	57.2%	58.9%	57.5%
% of FP17s for the same patient ID Re-attending between 3 & 9 months - Adults	237	344	68.9%	50.9%	52.5%	50.4%
% of FP17s for Band 1 Urgent Courses	90	1,652	5.4%	11.0%	9.3%	9.1%
% of FP17s Relating to Free Repair or Replacements	0	1,652	0.0%	0.9%	1.0%	0.8%
% of FP17s Relating to Continuations	0	1,652	0.0%	1.3%	1.5%	1.3%
% of Patients satisfied with the dentistry they have received	5	5	N/A	92.3%	93.1%	92.7%
% of Patients satisfied with the time they had to wait for an appointment	5	5	N/A	88.9%	89.8%	88.8%

\* This is based on patients treated on this contract for their most recent course of treatment. Figures in italics indicate the base number of FP17s or Patient Questionnaire responses are less than 100. N/A is shown where the base number of responses is less than 10 during the period. % is calculated as Quantity/Base number\*100

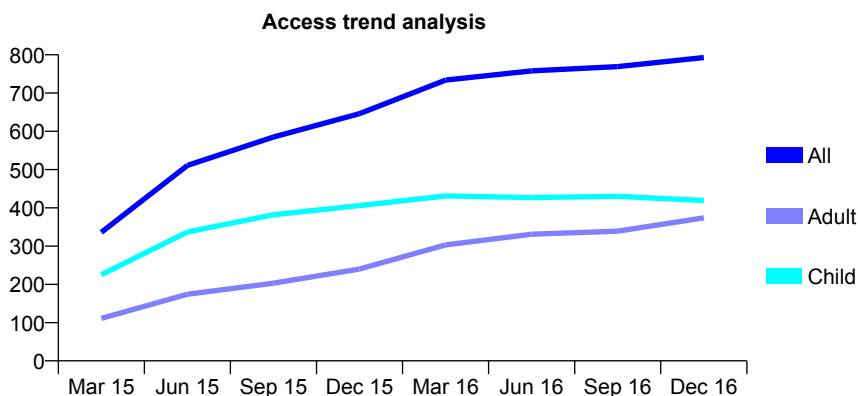
## Q47 - Vital Signs At a Glance Contract Report for 181838/0001 - December 2016

Name or company name	Mansion House Dental Practice
Contract type name	GDS Contract
Purpose of contract	General
Contract start date	01/12/2014
Contract end date	

16/17 Contracted general activity (UDA)	2,250
Carry forward general activity (UDA)	-39
16/17 Contracted orthodontic activity (UOA)	0
Carry forward orthodontic activity (UOA)	0
Baseline contract value	£62,525.58

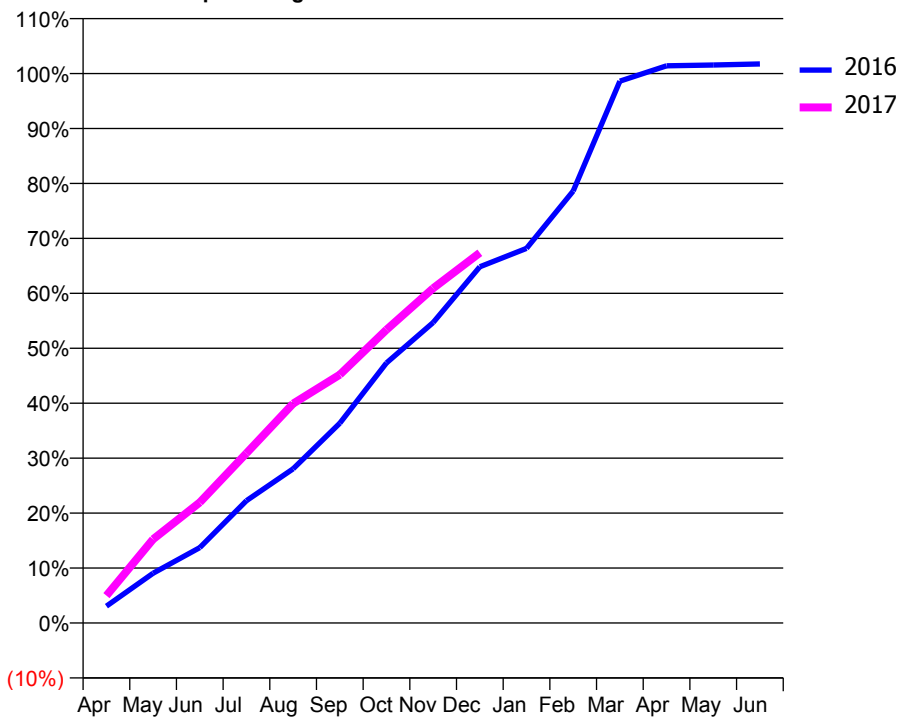
### ACCESS\*

Patients seen in 24 months	Total	Change since previous quarter
Quarter ending December 2015	646	
Quarter ending March 2016	734	↑
Quarter ending June 2016	758	↑
Quarter ending September 2016	769	→
Quarter ending December 2016	793	↑
<b>Variance since December 2015</b>	<b>22.8%</b>	<b>↑</b>



### ACTIVITY

Cumulative percentage of contracted UDA delivered 2016 & 2017



Month	Adjusted Scheduled Activity (UDA)	
	2016	2017
April	69	112
May	204	343
June	309	494
July	501	696
August	631	899
September	818	1,017
October	1,065	1,201
November	1,231	1,371
December	1,459	1,516
January	1,534	
February	1,769	
March	2,219	
April	2,282	
May	2,285	
June	2,289	

### QUALITY

	Quantity	Base Number	Contract	AT	Region	England
% of FP17s for the same patient ID Re-attending within 3 months - Children	74	542	13.7%	13.0%	13.4%	12.4%
% of FP17s for the same patient ID Re-attending within 3 months - Adults	50	320	15.6%	17.4%	17.3%	16.6%
% of FP17s for the same patient ID Re-attending between 3 & 9 months - Children	375	542	69.2%	57.2%	58.9%	57.5%
% of FP17s for the same patient ID Re-attending between 3 & 9 months - Adults	152	320	47.5%	50.9%	52.5%	50.4%
% of FP17s for Band 1 Urgent Courses	71	840	8.5%	11.0%	9.3%	9.1%
% of FP17s Relating to Free Repair or Replacements	1	840	0.1%	0.9%	1.0%	0.8%
% of FP17s Relating to Continuations	9	840	1.1%	1.3%	1.5%	1.3%
% of Patients satisfied with the dentistry they have received	4	4	N/A	92.3%	93.1%	92.7%
% of Patients satisfied with the time they had to wait for an appointment	4	4	N/A	88.9%	89.8%	88.8%

\* This is based on patients treated on this contract for their most recent course of treatment. Figures in italics indicate the base number of FP17s or Patient Questionnaire responses are less than 100. N/A is shown where the base number of responses is less than 10 during the period. % is calculated as Quantity/Base number\*100

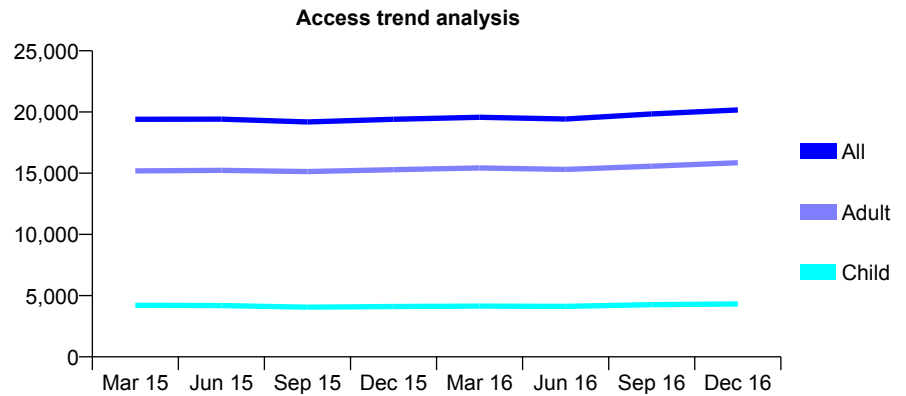
## Q47 - Vital Signs At a Glance Contract Report for 182265/0001 - December 2016

Name or company name	King Street Dental Surgery
Contract type name	GDS Contract
Purpose of contract	General
Contract start date	01/04/2009
Contract end date	

16/17 Contracted general activity (UDA)	74,660
Carry forward general activity (UDA)	2,090
16/17 Contracted orthodontic activity (UOA)	0
Carry forward orthodontic activity (UOA)	0
Baseline contract value	£2,133,691.68

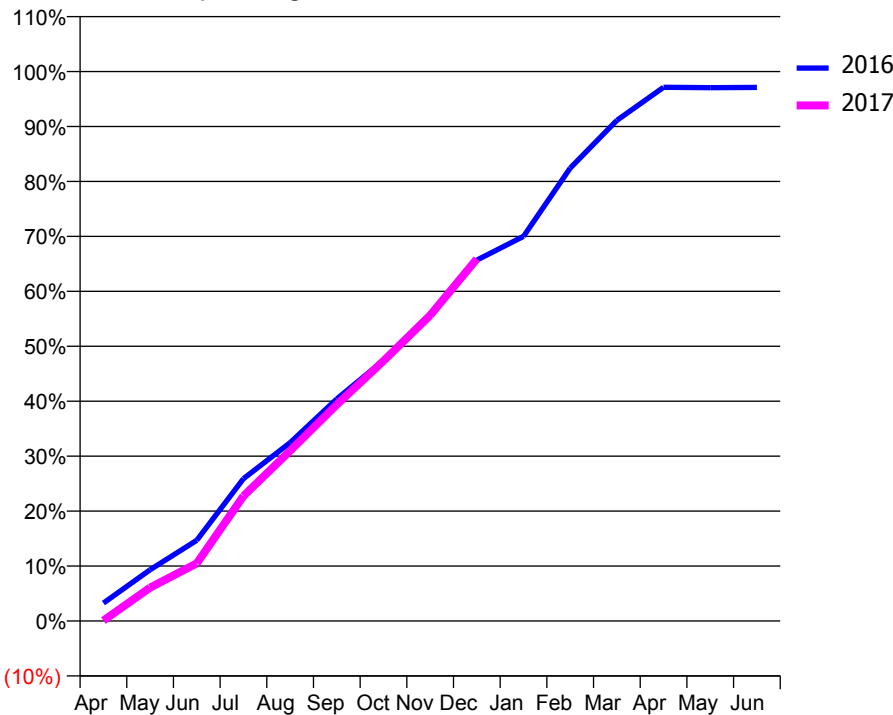
### ACCESS\*

Patients seen in 24 months	Total	Change since previous quarter
Quarter ending December 2015	19,407	
Quarter ending March 2016	19,574	→
Quarter ending June 2016	19,428	→
Quarter ending September 2016	19,840	↑
Quarter ending December 2016	20,170	→
<b>Variance since December 2015</b>	<b>3.9%</b>	<b>↑</b>



### ACTIVITY

Cumulative percentage of contracted UDA delivered 2016 & 2017



Month	Adjusted Scheduled Activity (UDA)	
	2016	2017
April	2,356	60
May	6,720	4,530
June	10,570	7,827
July	18,650	16,989
August	23,369	23,131
September	29,092	29,400
October	34,144	35,334
November	40,191	41,529
December	47,276	49,204
January	50,393	
February	59,338	
March	65,585	
April	69,924	
May	69,881	
June	69,903	

### QUALITY

	Quantity	Base Number	Contract	AT	Region	England
% of FP17s for the same patient ID Re-attending within 3 months - Children	472	4,945	9.5%	13.0%	13.4%	12.4%
% of FP17s for the same patient ID Re-attending within 3 months - Adults	3,394	19,037	17.8%	17.4%	17.3%	16.6%
% of FP17s for the same patient ID Re-attending between 3 & 9 months - Children	2,769	4,945	56.0%	57.2%	58.9%	57.5%
% of FP17s for the same patient ID Re-attending between 3 & 9 months - Adults	10,943	19,037	57.5%	50.9%	52.5%	50.4%
% of FP17s for Band 1 Urgent Courses	2,176	22,463	9.7%	11.0%	9.3%	9.1%
% of FP17s Relating to Free Repair or Replacements	375	22,463	1.7%	0.9%	1.0%	0.8%
% of FP17s Relating to Continuations	250	22,463	1.1%	1.3%	1.5%	1.3%
% of Patients satisfied with the dentistry they have received	43	45	95.6%	92.3%	93.1%	92.7%
% of Patients satisfied with the time they had to wait for an appointment	39	45	86.7%	88.9%	89.8%	88.8%

\* This is based on patients treated on this contract for their most recent course of treatment. Figures in italics indicate the base number of FP17s or Patient Questionnaire responses are less than 100. N/A is shown where the base number of responses is less than 10 during the period. % is calculated as Quantity/Base number\*100

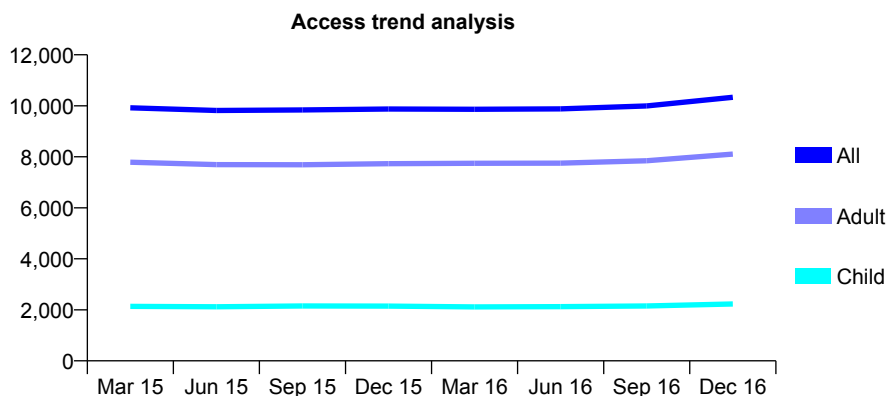
## Q47 - Vital Signs At a Glance Contract Report for 183490/0001 - December 2016

Name or company name	MAINSTREAM DENTAL CARE LTD
Contract type name	GDS Contract
Purpose of contract	General
Contract start date	01/04/2010
Contract end date	

16/17 Contracted general activity (UDA)	31,462
Carry forward general activity (UDA)	-428
16/17 Contracted orthodontic activity (UOA)	0
Carry forward orthodontic activity (UOA)	0
Baseline contract value	£915,025.26

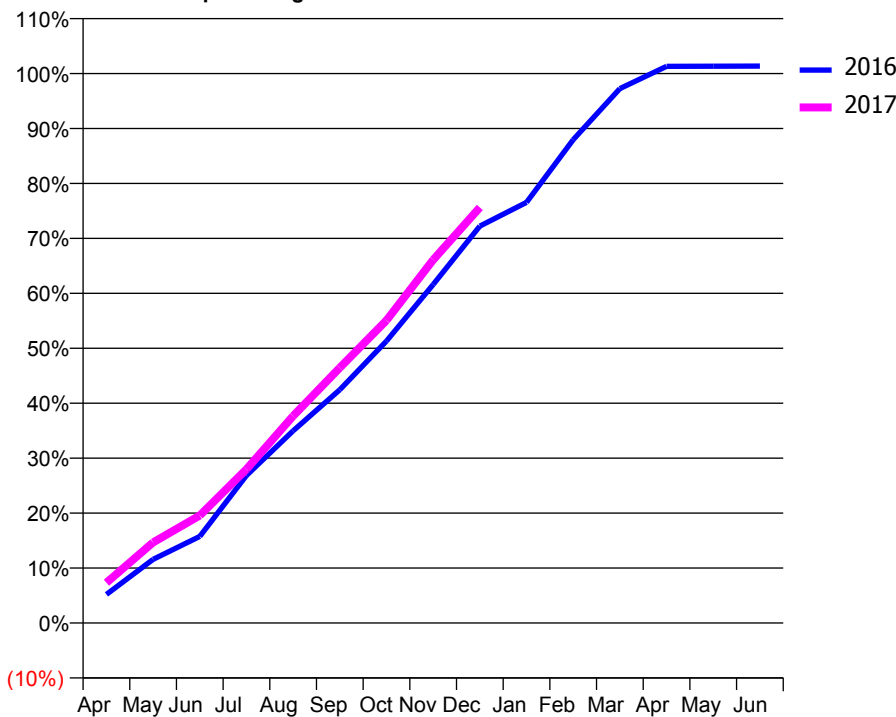
### ACCESS\*

Patients seen in 24 months	Total	Change since previous quarter
Quarter ending December 2015	9,876	
Quarter ending March 2016	9,865	→
Quarter ending June 2016	9,879	→
Quarter ending September 2016	9,996	→
Quarter ending December 2016	10,337	↑
<b>Variance since December 2015</b>	<b>4.7%</b>	<b>↑</b>



### ACTIVITY

Cumulative percentage of contracted UDA delivered 2016 & 2017



Month	Adjusted Scheduled Activity (UDA)	
	2016	2017
April	1,634	2,312
May	3,648	4,619
June	4,958	6,157
July	8,450	8,810
August	11,003	11,853
September	13,355	14,620
October	16,142	17,327
November	19,380	20,796
December	22,723	23,795
January	24,087	
February	27,669	
March	30,599	
April	31,869	
May	31,878	
June	31,890	

### QUALITY

	Quantity	Base Number	Contract	AT	Region	England
% of FP17s for the same patient ID Re-attending within 3 months - Children	235	2,789	8.4%	13.0%	13.4%	12.4%
% of FP17s for the same patient ID Re-attending within 3 months - Adults	1,258	9,509	13.2%	17.4%	17.3%	16.6%
% of FP17s for the same patient ID Re-attending between 3 & 9 months - Children	1,711	2,789	61.3%	57.2%	58.9%	57.5%
% of FP17s for the same patient ID Re-attending between 3 & 9 months - Adults	5,708	9,509	60.0%	50.9%	52.5%	50.4%
% of FP17s for Band 1 Urgent Courses	835	11,573	7.2%	11.0%	9.3%	9.1%
% of FP17s Relating to Free Repair or Replacements	190	11,573	1.6%	0.9%	1.0%	0.8%
% of FP17s Relating to Continuations	101	11,573	0.9%	1.3%	1.5%	1.3%
% of Patients satisfied with the dentistry they have received	20	21	95.2%	92.3%	93.1%	92.7%
% of Patients satisfied with the time they had to wait for an appointment	17	21	81.0%	88.9%	89.8%	88.8%

\* This is based on patients treated on this contract for their most recent course of treatment. Figures in italics indicate the base number of FP17s or Patient Questionnaire responses are less than 100. N/A is shown where the base number of responses is less than 10 during the period. % is calculated as Quantity/Base number\*100



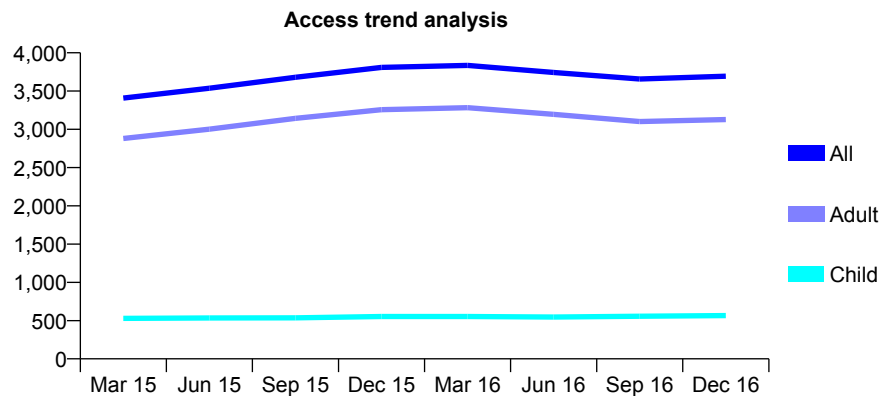
## Q47 - Vital Signs At a Glance Contract Report for 183741/0001 - December 2016

Name or company name	Windmill Dental Practice
Contract type name	GDS Contract
Purpose of contract	General
Contract start date	09/09/2013
Contract end date	

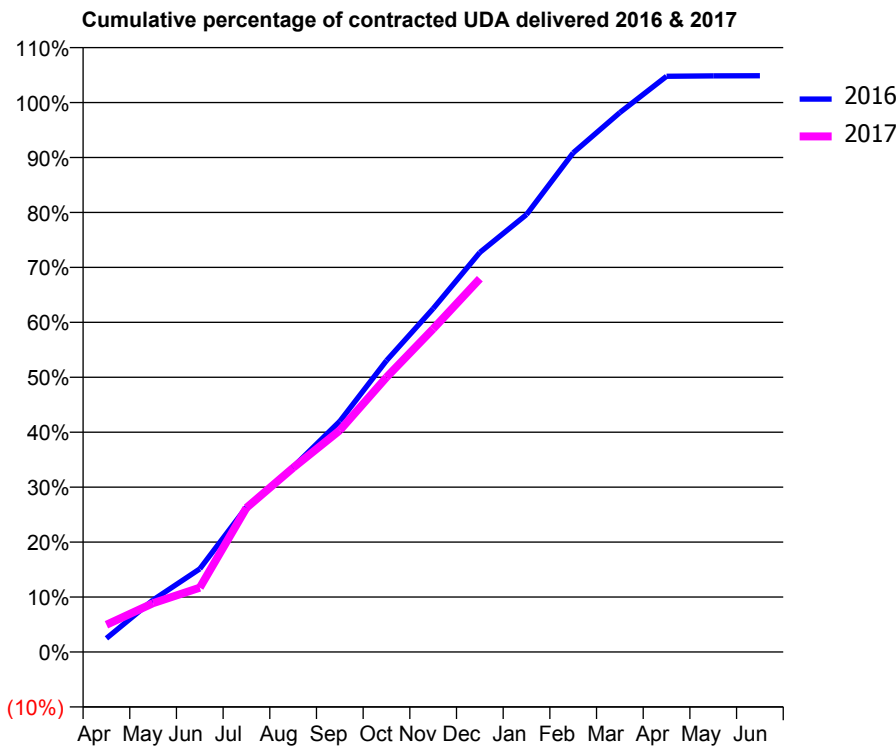
16/17 Contracted general activity (UDA)	12,522
Carry forward general activity (UDA)	-250
16/17 Contracted orthodontic activity (UOA)	0
Carry forward orthodontic activity (UOA)	0
Baseline contract value	£276,593.55

### ACCESS\*

Patients seen in 24 months	Total	Change since previous quarter
Quarter ending December 2015	3,809	
Quarter ending March 2016	3,835	→
Quarter ending June 2016	3,743	↓
Quarter ending September 2016	3,658	↓
Quarter ending December 2016	3,694	→
<b>Variance since December 2015</b>	<b>(3.0%)</b>	<b>↓</b>



### ACTIVITY



Month	Adjusted Scheduled Activity (UDA)	
	2016	2017
April	310	622
May	1,186	1,113
June	1,896	1,465
July	3,303	3,287
August	4,217	4,199
September	5,258	5,051
October	6,640	6,261
November	7,826	7,366
December	9,106	8,507
January	9,970	
February	11,375	
March	12,294	
April	13,121	
May	13,129	
June	13,132	

### QUALITY

	Quantity	Base Number	Contract	AT	Region	England
% of FP17s for the same patient ID Re-attending within 3 months - Children	66	718	9.2%	13.0%	13.4%	12.4%
% of FP17s for the same patient ID Re-attending within 3 months - Adults	672	3,857	17.4%	17.4%	17.3%	16.6%
% of FP17s for the same patient ID Re-attending between 3 & 9 months - Children	429	718	59.7%	57.2%	58.9%	57.5%
% of FP17s for the same patient ID Re-attending between 3 & 9 months - Adults	2,444	3,857	63.4%	50.9%	52.5%	50.4%
% of FP17s for Band 1 Urgent Courses	430	4,240	10.1%	11.0%	9.3%	9.1%
% of FP17s Relating to Free Repair or Replacements	9	4,240	0.2%	0.9%	1.0%	0.8%
% of FP17s Relating to Continuations	14	4,240	0.3%	1.3%	1.5%	1.3%
% of Patients satisfied with the dentistry they have received	5	7	N/A	92.3%	93.1%	92.7%
% of Patients satisfied with the time they had to wait for an appointment	6	7	N/A	88.9%	89.8%	88.8%

\* This is based on patients treated on this contract for their most recent course of treatment. Figures in italics indicate the base number of FP17s or Patient Questionnaire responses are less than 100. N/A is shown where the base number of responses is less than 10 during the period. % is calculated as Quantity/Base number\*100

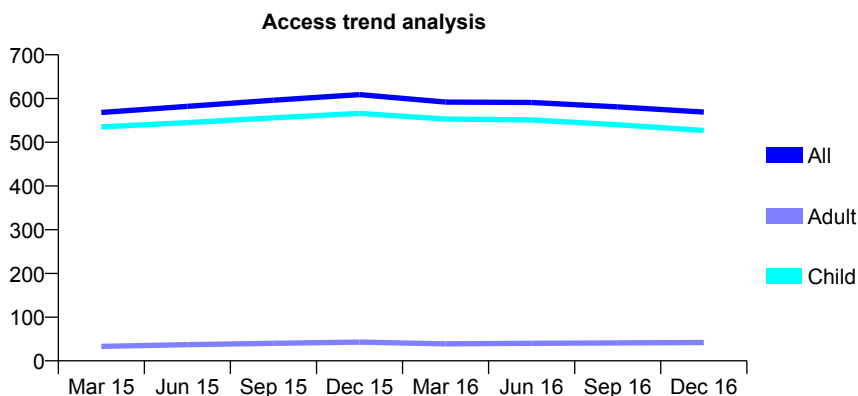
## Q47 - Vital Signs At a Glance Contract Report for 183911/0001 - December 2016

Name or company name	Southport Road Dental Practice
Contract type name	GDS Contract
Purpose of contract	General
Contract start date	28/05/2010
Contract end date	

16/17 Contracted general activity (UDA)	1,367
Carry forward general activity (UDA)	-27
16/17 Contracted orthodontic activity (UOA)	0
Carry forward orthodontic activity (UOA)	0
Baseline contract value	£32,616.36

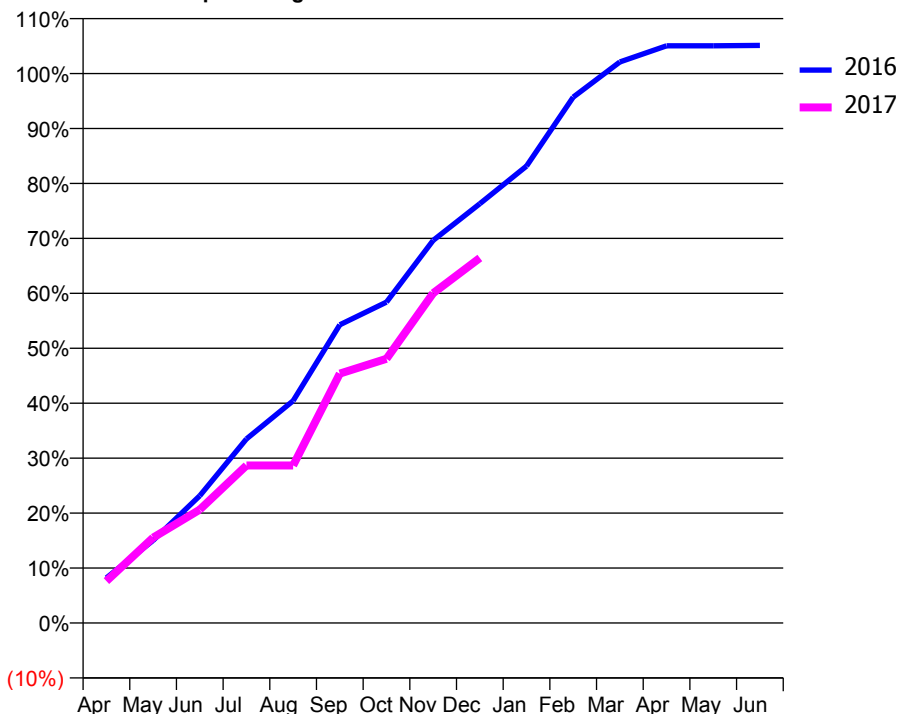
### ACCESS\*

Patients seen in 24 months	Total	Change since previous quarter
Quarter ending December 2015	609	
Quarter ending March 2016	592	↓
Quarter ending June 2016	591	→
Quarter ending September 2016	581	↓
Quarter ending December 2016	569	↓
<b>Variance since December 2015</b>	<b>(6.6%)</b>	<b>↓</b>



### ACTIVITY

Cumulative percentage of contracted UDA delivered 2016 & 2017



Month	Adjusted Scheduled Activity (UDA)	
	2016	2017
April	112	104
May	205	212
June	317	282
July	458	392
August	553	392
September	742	620
October	798	657
November	952	820
December	1,043	908
January	1,137	
February	1,308	
March	1,396	
April	1,436	
May	1,436	
June	1,437	

### QUALITY

	Quantity	Base Number	Contract	AT	Region	England
% of FP17s for the same patient ID Re-attending within 3 months - Children	63	703	9.0%	13.0%	13.4%	12.4%
% of FP17s for the same patient ID Re-attending within 3 months - Adults	0	0	N/A	17.4%	17.3%	16.6%
% of FP17s for the same patient ID Re-attending between 3 & 9 months - Children	502	703	71.4%	57.2%	58.9%	57.5%
% of FP17s for the same patient ID Re-attending between 3 & 9 months - Adults	0	0	N/A	50.9%	52.5%	50.4%
% of FP17s for Band 1 Urgent Courses	25	661	3.8%	11.0%	9.3%	9.1%
% of FP17s Relating to Free Repair or Replacements	0	661	0.0%	0.9%	1.0%	0.8%
% of FP17s Relating to Continuations	0	661	0.0%	1.3%	1.5%	1.3%
% of Patients satisfied with the dentistry they have received	0	0	N/A	92.3%	93.1%	92.7%
% of Patients satisfied with the time they had to wait for an appointment	0	0	N/A	88.9%	89.8%	88.8%

\* This is based on patients treated on this contract for their most recent course of treatment. Figures in italics indicate the base number of FP17s or Patient Questionnaire responses are less than 100. N/A is shown where the base number of responses is less than 10 during the period. % is calculated as Quantity/Base number\*100

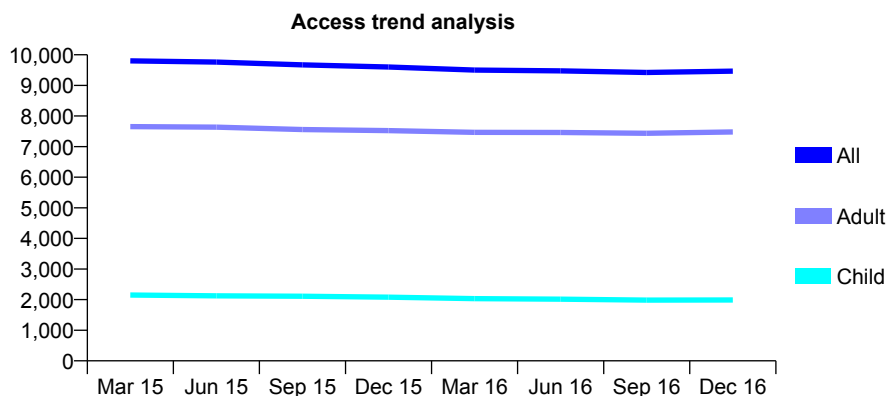
## Q47 - Vital Signs At a Glance Contract Report for 184705/0001 - December 2016

Name or company name	Hesketh Lane Dental Practice
Contract type name	GDS Contract
Purpose of contract	General
Contract start date	01/04/2013
Contract end date	

16/17 Contracted general activity (UDA)	27,309
Carry forward general activity (UDA)	284
16/17 Contracted orthodontic activity (UOA)	0
Carry forward orthodontic activity (UOA)	0
Baseline contract value	£766,817.07

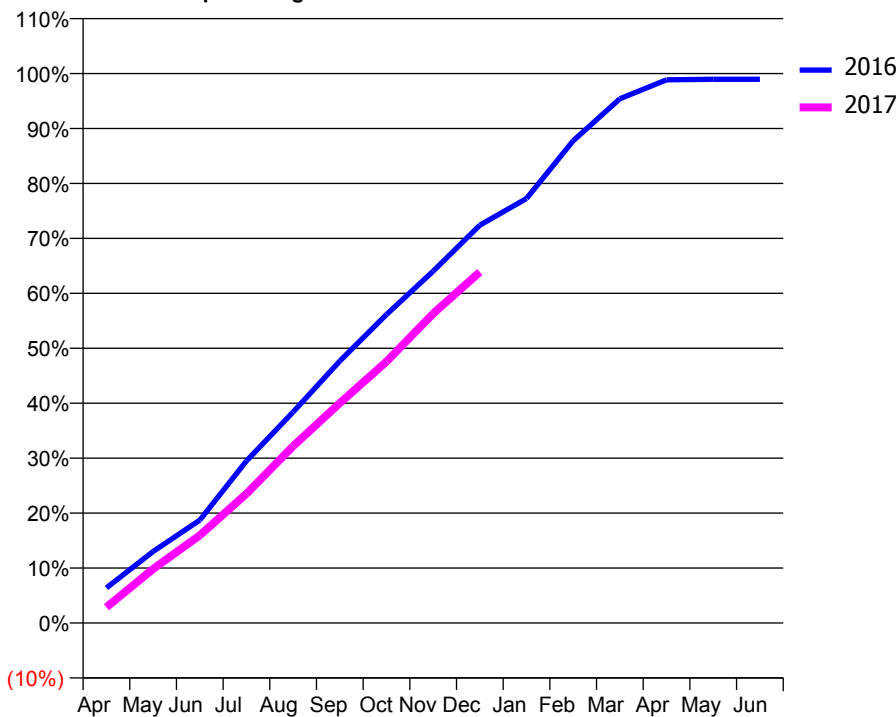
### ACCESS\*

Patients seen in 24 months	Total	Change since previous quarter
Quarter ending December 2015	9,603	
Quarter ending March 2016	9,499	↓
Quarter ending June 2016	9,477	→
Quarter ending September 2016	9,423	→
Quarter ending December 2016	9,468	→
<b>Variance since December 2015</b>	<b>(1.4%)</b>	<b>↓</b>



### ACTIVITY

Cumulative percentage of contracted UDA delivered 2016 & 2017



Month	Adjusted Scheduled Activity (UDA)	
	2016	2017
April	1,748	787
May	3,557	2,687
June	5,113	4,358
July	8,057	6,422
August	10,485	8,789
September	13,019	10,935
October	15,331	12,994
November	17,483	15,377
December	19,773	17,448
January	21,098	
February	23,964	
March	26,055	
April	26,996	
May	27,021	
June	27,025	

### QUALITY

	Quantity	Base Number	Contract	AT	Region	England
% of FP17s for the same patient ID Re-attending within 3 months - Children	266	2,668	10.0%	13.0%	13.4%	12.4%
% of FP17s for the same patient ID Re-attending within 3 months - Adults	1,469	9,019	16.3%	17.4%	17.3%	16.6%
% of FP17s for the same patient ID Re-attending between 3 & 9 months - Children	1,717	2,668	64.4%	57.2%	58.9%	57.5%
% of FP17s for the same patient ID Re-attending between 3 & 9 months - Adults	5,169	9,019	57.3%	50.9%	52.5%	50.4%
% of FP17s for Band 1 Urgent Courses	719	10,231	7.0%	11.0%	9.3%	9.1%
% of FP17s Relating to Free Repair or Replacements	27	10,231	0.3%	0.9%	1.0%	0.8%
% of FP17s Relating to Continuations	208	10,231	2.0%	1.3%	1.5%	1.3%
% of Patients satisfied with the dentistry they have received	14	15	93.3%	92.3%	93.1%	92.7%
% of Patients satisfied with the time they had to wait for an appointment	14	15	93.3%	88.9%	89.8%	88.8%

\* This is based on patients treated on this contract for their most recent course of treatment. Figures in italics indicate the base number of FP17s or Patient Questionnaire responses are less than 100. N/A is shown where the base number of responses is less than 10 during the period. % is calculated as Quantity/Base number\*100

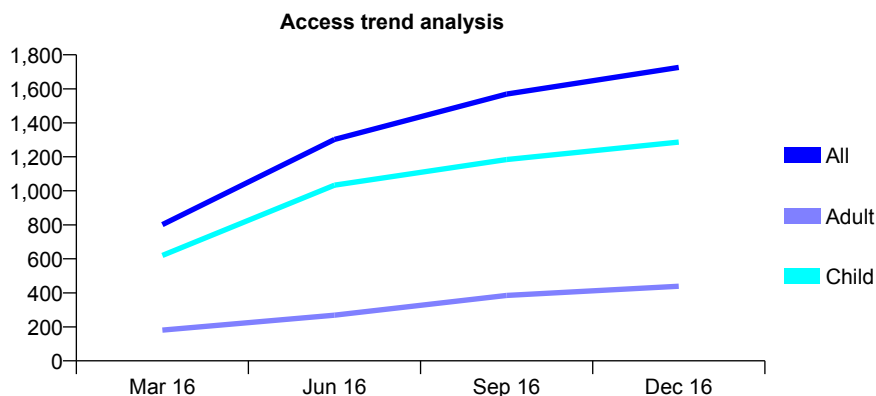
## Q47 - Vital Signs At a Glance Contract Report for 185450/0001 - December 2016

Name or company name	Matterson and Partners
Contract type name	GDS Contract
Purpose of contract	General and Orthodontic
Contract start date	01/01/2016
Contract end date	

16/17 Contracted general activity (UDA)	5,600
Carry forward general activity (UDA)	0
16/17 Contracted orthodontic activity (UOA)	2,427
Carry forward orthodontic activity (UOA)	-319
Baseline contract value	£300,548.96

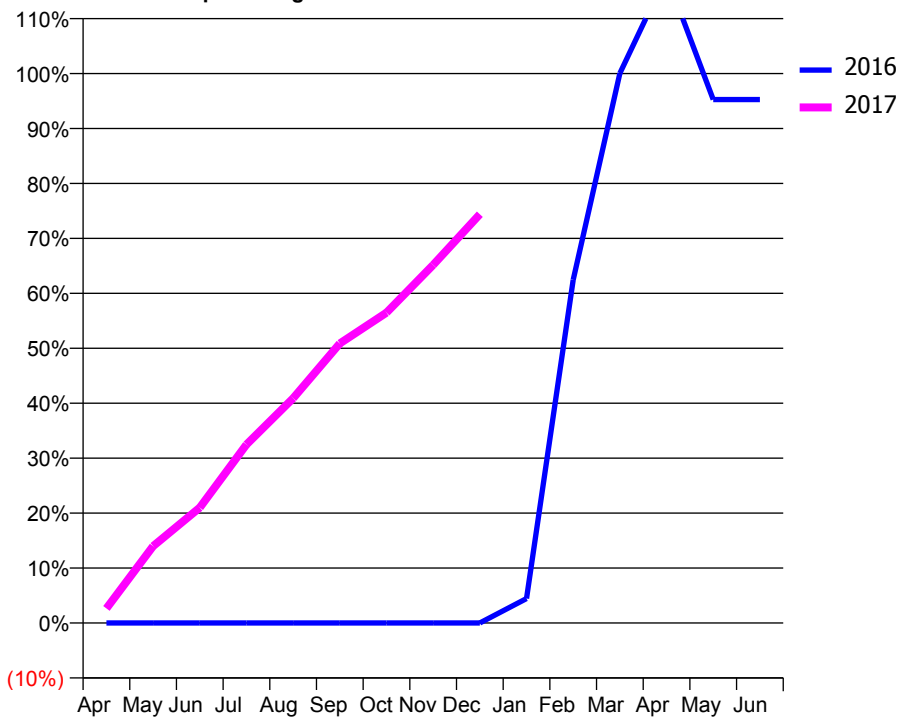
### ACCESS\*

Patients seen in 24 months	Total	Change since previous quarter
Quarter ending December 2015	0	
Quarter ending March 2016	801	
Quarter ending June 2016	1,302	↑
Quarter ending September 2016	1,569	↑
Quarter ending December 2016	1,726	↑
<b>Variance since December 2015</b>	N/A	



### ACTIVITY

Cumulative percentage of contracted UDA delivered 2016 & 2017



Month	Adjusted Scheduled Activity (UDA)	
	2016	2017
April	0	149
May	0	783
June	0	1,177
July	0	1,819
August	0	2,291
September	0	2,849
October	0	3,162
November	0	3,649
December	0	4,166
January	62	
February	874	
March	1,400	
April	1,650	
May	1,334	
June	1,334	

### QUALITY

	Quantity	Base Number	Contract	AT	Region	England
% of FP17s for the same patient ID Re-attending within 3 months - Children	259	2,126	12.2%	13.0%	13.4%	12.4%
% of FP17s for the same patient ID Re-attending within 3 months - Adults	89	493	18.1%	17.4%	17.3%	16.6%
% of FP17s for the same patient ID Re-attending between 3 & 9 months - Children	707	2,126	33.3%	57.2%	58.9%	57.5%
% of FP17s for the same patient ID Re-attending between 3 & 9 months - Adults	167	493	33.9%	50.9%	52.5%	50.4%
% of FP17s for Band 1 Urgent Courses	148	2,444	6.1%	11.0%	9.3%	9.1%
% of FP17s Relating to Free Repair or Replacements	1	2,444	0.0%	0.9%	1.0%	0.8%
% of FP17s Relating to Continuations	3	2,444	0.1%	1.3%	1.5%	1.3%
% of Patients satisfied with the dentistry they have received	1	1	N/A	92.3%	93.1%	92.7%
% of Patients satisfied with the time they had to wait for an appointment	1	1	N/A	88.9%	89.8%	88.8%

\* This is based on patients treated on this contract for their most recent course of treatment. Figures in italics indicate the base number of FP17s or Patient Questionnaire responses are less than 100. N/A is shown where the base number of responses is less than 10 during the period. % is calculated as Quantity/Base number\*100

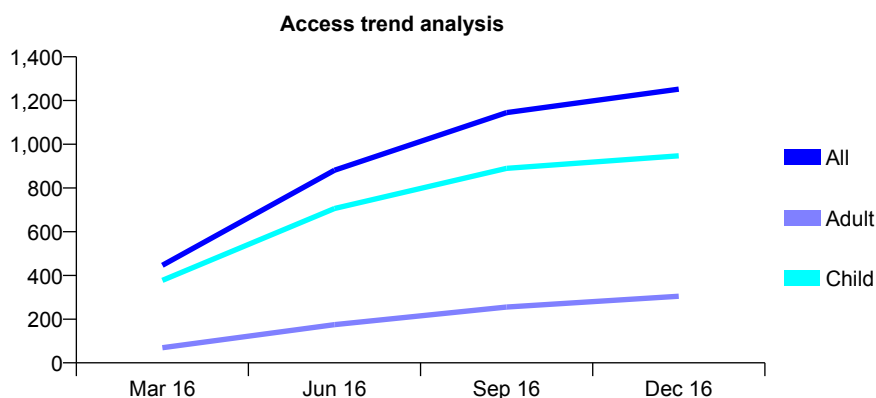
## Q47 - Vital Signs At a Glance Contract Report for 185450/0002 - December 2016

Name or company name	Matterson and Partners
Contract type name	GDS Contract
Purpose of contract	General and Orthodontic
Contract start date	01/01/2016
Contract end date	

16/17 Contracted general activity (UDA)	3,700
Carry forward general activity (UDA)	51
16/17 Contracted orthodontic activity (UOA)	5,196
Carry forward orthodontic activity (UOA)	-12
Baseline contract value	£439,201.00

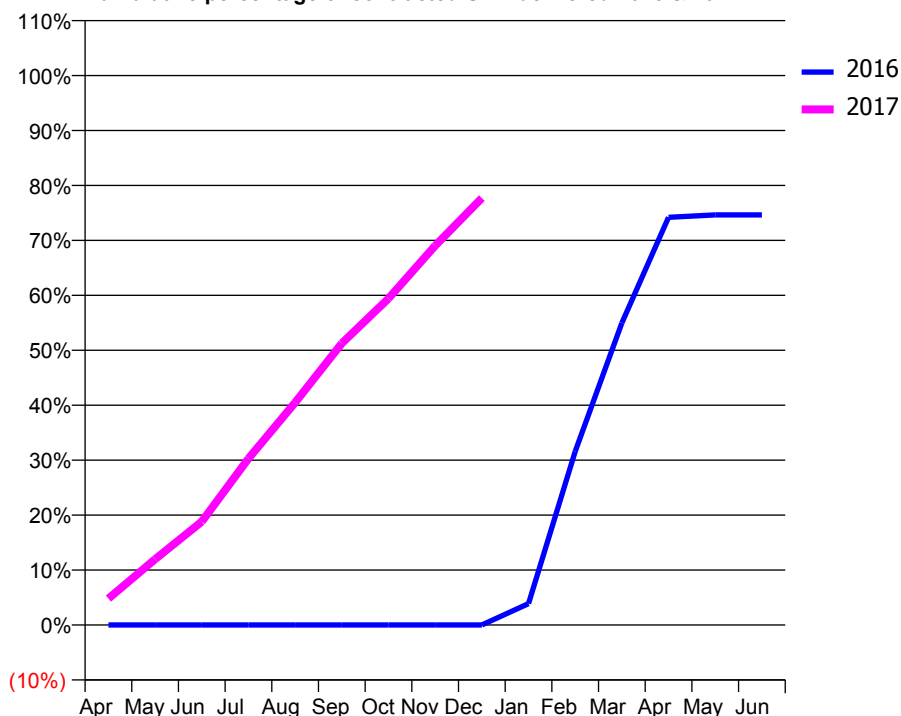
### ACCESS\*

Patients seen in 24 months	Total	Change since previous quarter
Quarter ending December 2015	0	
Quarter ending March 2016	446	
Quarter ending June 2016	881	↑
Quarter ending September 2016	1,145	↑
Quarter ending December 2016	1,252	↑
<b>Variance since December 2015</b>	N/A	



### ACTIVITY

Cumulative percentage of contracted UDA delivered 2016 & 2017



Month	Adjusted Scheduled Activity (UDA)	
	2016	2017
April	0	178
May	0	443
June	0	696
July	0	1,121
August	0	1,498
September	0	1,897
October	0	2,198
November	0	2,554
December	0	2,874
January	36	
February	292	
March	509	
April	686	
May	690	
June	690	

### QUALITY

	Quantity	Base Number	Contract	AT	Region	England
% of FP17s for the same patient ID Re-attending within 3 months - Children	295	2,244	13.1%	13.0%	13.4%	12.4%
% of FP17s for the same patient ID Re-attending within 3 months - Adults	79	438	18.0%	17.4%	17.3%	16.6%
% of FP17s for the same patient ID Re-attending between 3 & 9 months - Children	498	2,244	22.2%	57.2%	58.9%	57.5%
% of FP17s for the same patient ID Re-attending between 3 & 9 months - Adults	112	438	25.6%	50.9%	52.5%	50.4%
% of FP17s for Band 1 Urgent Courses	157	2,110	7.4%	11.0%	9.3%	9.1%
% of FP17s Relating to Free Repair or Replacements	2	2,110	0.1%	0.9%	1.0%	0.8%
% of FP17s Relating to Continuations	5	2,110	0.2%	1.3%	1.5%	1.3%
% of Patients satisfied with the dentistry they have received	1	1	N/A	92.3%	93.1%	92.7%
% of Patients satisfied with the time they had to wait for an appointment	1	1	N/A	88.9%	89.8%	88.8%

\* This is based on patients treated on this contract for their most recent course of treatment. Figures in italics indicate the base number of FP17s or Patient Questionnaire responses are less than 100. N/A is shown where the base number of responses is less than 10 during the period. % is calculated as Quantity/Base number\*100

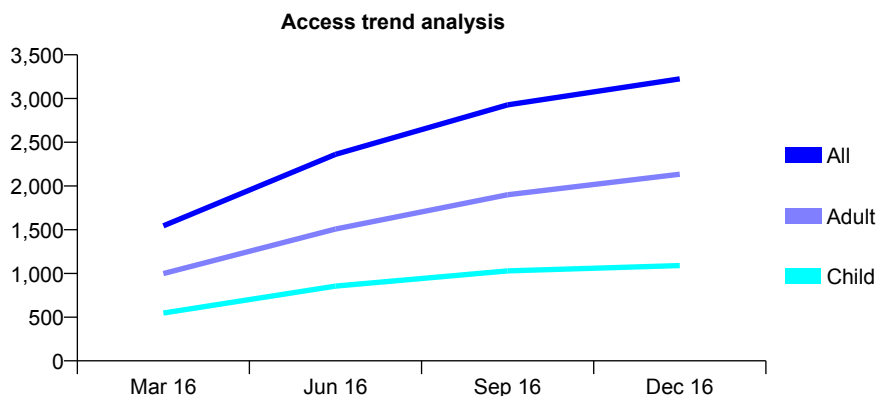
## Q47 - Vital Signs At a Glance Contract Report for 185450/0003 - December 2016

Name or company name	Matterson and Partners
Contract type name	GDS Contract
Purpose of contract	General
Contract start date	01/01/2016
Contract end date	

16/17 Contracted general activity (UDA)	15,166
Carry forward general activity (UDA)	-322
16/17 Contracted orthodontic activity (UOA)	0
Carry forward orthodontic activity (UOA)	0
Baseline contract value	£416,926.03

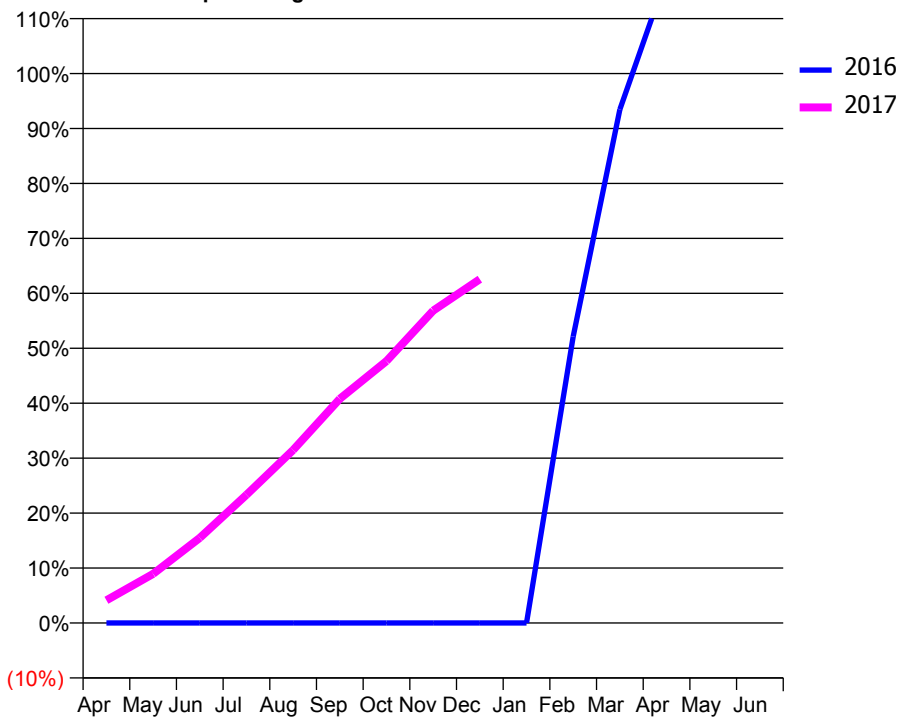
### ACCESS\*

Patients seen in 24 months	Total	Change since previous quarter
Quarter ending December 2015	0	
Quarter ending March 2016	1,544	
Quarter ending June 2016	2,362	↑
Quarter ending September 2016	2,927	↑
Quarter ending December 2016	3,224	↑
<b>Variance since December 2015</b>	N/A	



### ACTIVITY

Cumulative percentage of contracted UDA delivered 2016 & 2017



Month	Adjusted Scheduled Activity (UDA)	
	2016	2017
April	0	626
May	0	1,356
June	0	2,349
July	0	3,539
August	0	4,774
September	0	6,190
October	0	7,228
November	0	8,622
December	0	9,490
January	0	
February	1,780	
March	3,190	
April	4,017	
May	4,023	
June	4,028	

### QUALITY

	Quantity	Base Number	Contract	AT	Region	England
% of FP17s for the same patient ID Re-attending within 3 months - Children	195	1,682	11.6%	13.0%	13.4%	12.4%
% of FP17s for the same patient ID Re-attending within 3 months - Adults	425	2,691	15.8%	17.4%	17.3%	16.6%
% of FP17s for the same patient ID Re-attending between 3 & 9 months - Children	682	1,682	40.5%	57.2%	58.9%	57.5%
% of FP17s for the same patient ID Re-attending between 3 & 9 months - Adults	876	2,691	32.6%	50.9%	52.5%	50.4%
% of FP17s for Band 1 Urgent Courses	247	4,075	6.1%	11.0%	9.3%	9.1%
% of FP17s Relating to Free Repair or Replacements	41	4,075	1.0%	0.9%	1.0%	0.8%
% of FP17s Relating to Continuations	26	4,075	0.6%	1.3%	1.5%	1.3%
% of Patients satisfied with the dentistry they have received	0	0	N/A	92.3%	93.1%	92.7%
% of Patients satisfied with the time they had to wait for an appointment	0	0	N/A	88.9%	89.8%	88.8%

\* This is based on patients treated on this contract for their most recent course of treatment. Figures in italics indicate the base number of FP17s or Patient Questionnaire responses are less than 100. N/A is shown where the base number of responses is less than 10 during the period. % is calculated as Quantity/Base number\*100

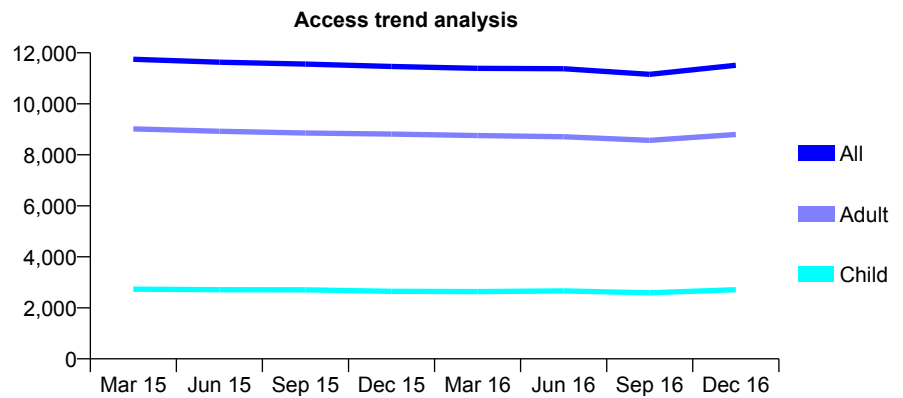
## Q47 - Vital Signs At a Glance Contract Report for 188433/0002 - December 2016

Name or company name	Fleetwood Practice Ltd
Contract type name	GDS Contract
Purpose of contract	General
Contract start date	01/04/2013
Contract end date	

16/17 Contracted general activity (UDA)	44,423
Carry forward general activity (UDA)	0
16/17 Contracted orthodontic activity (UOA)	0
Carry forward orthodontic activity (UOA)	0
Baseline contract value	£1,276,671.87

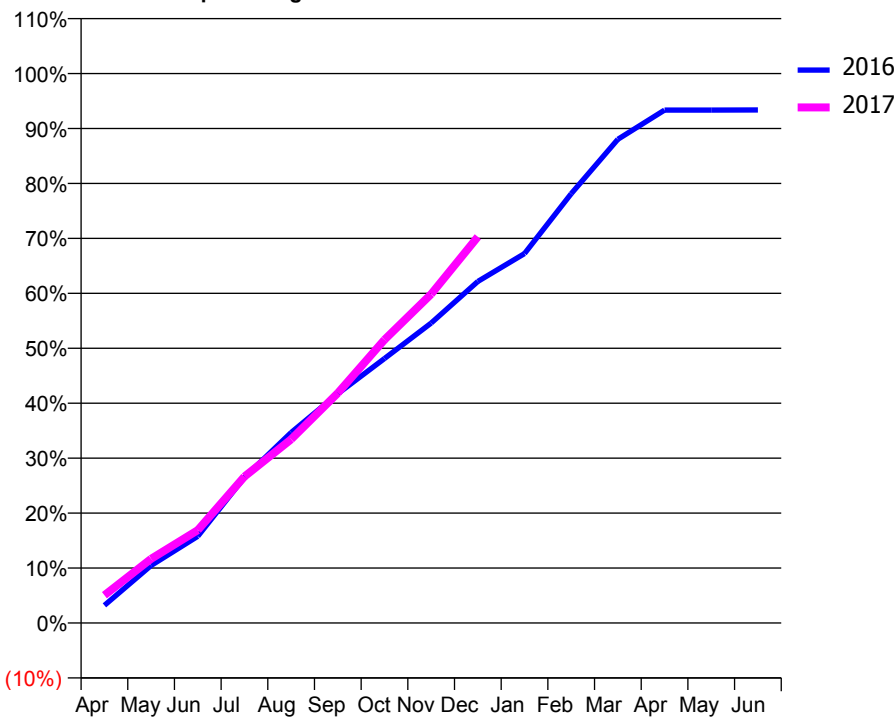
### ACCESS\*

Patients seen in 24 months	Total	Change since previous quarter
Quarter ending December 2015	11,465	
Quarter ending March 2016	11,392	→
Quarter ending June 2016	11,376	→
Quarter ending September 2016	11,157	↓
Quarter ending December 2016	11,509	↑
<b>Variance since December 2015</b>	<b>0.4%</b>	<b>→</b>



### ACTIVITY

Cumulative percentage of contracted UDA delivered 2016 & 2017



Month	Adjusted Scheduled Activity (UDA)	
	2016	2017
April	1,433	2,252
May	4,652	5,194
June	7,010	7,514
July	11,772	11,843
August	15,397	14,847
September	18,535	18,588
October	21,382	22,903
November	24,253	26,589
December	27,609	31,229
January	29,862	
February	34,710	
March	39,110	
April	41,468	
May	41,466	
June	41,478	

### QUALITY

	Quantity	Base Number	Contract	AT	Region	England
% of FP17s for the same patient ID Re-attending within 3 months - Children	216	3,306	6.5%	13.0%	13.4%	12.4%
% of FP17s for the same patient ID Re-attending within 3 months - Adults	1,553	10,751	14.4%	17.4%	17.3%	16.6%
% of FP17s for the same patient ID Re-attending between 3 & 9 months - Children	2,106	3,306	63.7%	57.2%	58.9%	57.5%
% of FP17s for the same patient ID Re-attending between 3 & 9 months - Adults	6,583	10,751	61.2%	50.9%	52.5%	50.4%
% of FP17s for Band 1 Urgent Courses	855	12,992	6.6%	11.0%	9.3%	9.1%
% of FP17s Relating to Free Repair or Replacements	114	12,992	0.9%	0.9%	1.0%	0.8%
% of FP17s Relating to Continuations	287	12,992	2.2%	1.3%	1.5%	1.3%
% of Patients satisfied with the dentistry they have received	20	24	83.3%	92.3%	93.1%	92.7%
% of Patients satisfied with the time they had to wait for an appointment	22	24	91.7%	88.9%	89.8%	88.8%

\* This is based on patients treated on this contract for their most recent course of treatment. Figures in italics indicate the base number of FP17s or Patient Questionnaire responses are less than 100. N/A is shown where the base number of responses is less than 10 during the period. % is calculated as Quantity/Base number\*100



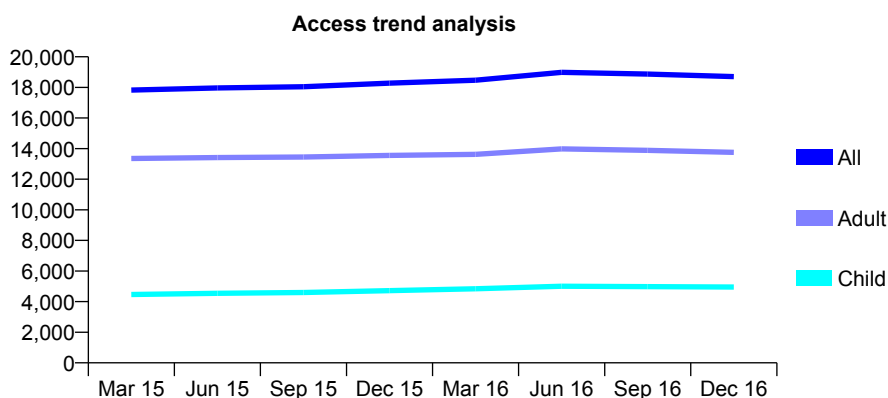
## Q47 - Vital Signs At a Glance Contract Report for 189421/0002 - December 2016

Name or company name	Mayo Dental Clinic
Contract type name	GDS Contract
Purpose of contract	General
Contract start date	01/01/2012
Contract end date	

16/17 Contracted general activity (UDA)	61,000
Carry forward general activity (UDA)	612
16/17 Contracted orthodontic activity (UOA)	0
Carry forward orthodontic activity (UOA)	0
Baseline contract value	£1,565,732.41

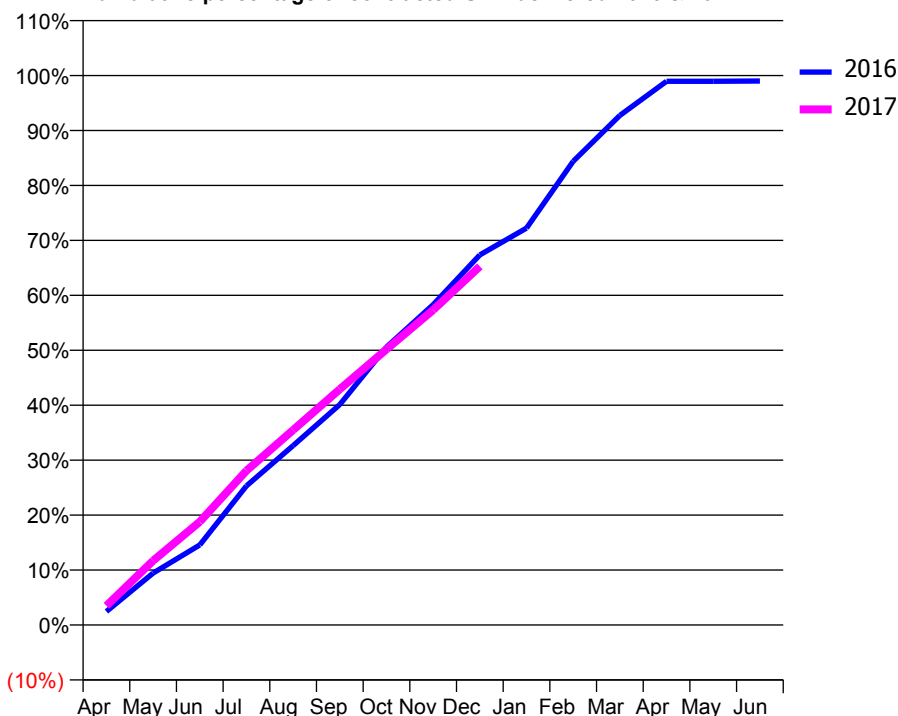
### ACCESS\*

Patients seen in 24 months	Total	Change since previous quarter
Quarter ending December 2015	18,275	
Quarter ending March 2016	18,474	→
Quarter ending June 2016	18,985	↑
Quarter ending September 2016	18,868	→
Quarter ending December 2016	18,706	→
<b>Variance since December 2015</b>	<b>2.4%</b>	<b>↑</b>



### ACTIVITY

Cumulative percentage of contracted UDA delivered 2016 & 2017



Month	Adjusted Scheduled Activity (UDA)	
	2016	2017
April	1,507	2,138
May	5,765	7,142
June	8,883	11,458
July	15,447	17,132
August	19,916	21,650
September	24,475	26,173
October	30,850	30,605
November	35,566	34,970
December	41,087	39,815
January	44,061	
February	51,477	
March	56,563	
April	60,353	
May	60,357	
June	60,388	

### QUALITY

	Quantity	Base Number	Contract	AT	Region	England
% of FP17s for the same patient ID Re-attending within 3 months - Children	365	5,225	7.0%	13.0%	13.4%	12.4%
% of FP17s for the same patient ID Re-attending within 3 months - Adults	2,587	15,142	17.1%	17.4%	17.3%	16.6%
% of FP17s for the same patient ID Re-attending between 3 & 9 months - Children	2,971	5,225	56.9%	57.2%	58.9%	57.5%
% of FP17s for the same patient ID Re-attending between 3 & 9 months - Adults	8,387	15,142	55.4%	50.9%	52.5%	50.4%
% of FP17s for Band 1 Urgent Courses	2,160	18,696	11.6%	11.0%	9.3%	9.1%
% of FP17s Relating to Free Repair or Replacements	131	18,696	0.7%	0.9%	1.0%	0.8%
% of FP17s Relating to Continuations	275	18,696	1.5%	1.3%	1.5%	1.3%
% of Patients satisfied with the dentistry they have received	52	57	91.2%	92.3%	93.1%	92.7%
% of Patients satisfied with the time they had to wait for an appointment	47	57	82.5%	88.9%	89.8%	88.8%

\* This is based on patients treated on this contract for their most recent course of treatment. Figures in italics indicate the base number of FP17s or Patient Questionnaire responses are less than 100. N/A is shown where the base number of responses is less than 10 during the period. % is calculated as Quantity/Base number\*100

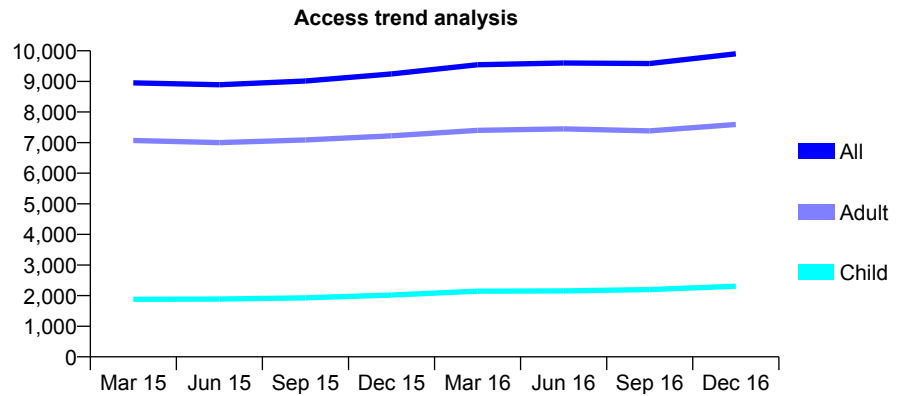
## Q47 - Vital Signs At a Glance Contract Report for 191035/0001 - December 2016

Name or company name	Colne and Earby Dental Practice
Contract type name	GDS Contract
Purpose of contract	General
Contract start date	14/12/2009
Contract end date	

16/17 Contracted general activity (UDA)	27,500
Carry forward general activity (UDA)	0
16/17 Contracted orthodontic activity (UOA)	0
Carry forward orthodontic activity (UOA)	0
Baseline contract value	£854,185.50

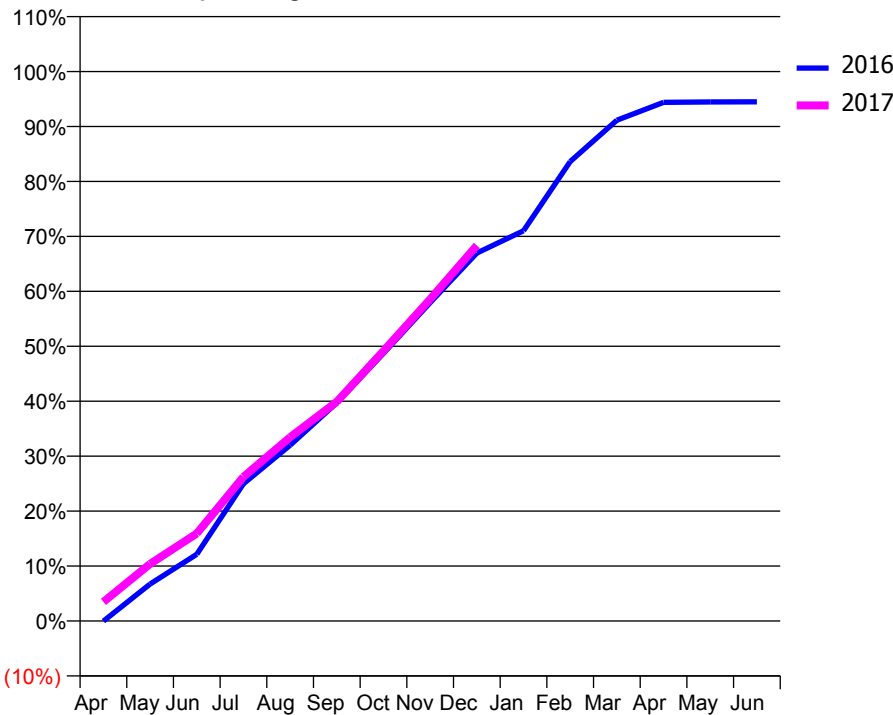
### ACCESS\*

Patients seen in 24 months	Total	Change since previous quarter
Quarter ending December 2015	9,244	
Quarter ending March 2016	9,545	↑
Quarter ending June 2016	9,601	→
Quarter ending September 2016	9,583	→
Quarter ending December 2016	9,901	↑
<b>Variance since December 2015</b>	<b>7.1%</b>	<b>↑</b>



### ACTIVITY

Cumulative percentage of contracted UDA delivered 2016 & 2017



Month	Adjusted Scheduled Activity (UDA)	
	2016	2017
April	-9	958
May	1,852	2,860
June	3,339	4,380
July	6,874	7,215
August	8,802	9,196
September	10,920	10,971
October	13,395	13,518
November	15,934	16,107
December	18,419	18,794
January	19,531	
February	22,996	
March	25,063	
April	25,955	
May	25,977	
June	25,985	

### QUALITY

	Quantity	Base Number	Contract	AT	Region	England
% of FP17s for the same patient ID Re-attending within 3 months - Children	113	1,985	5.7%	13.0%	13.4%	12.4%
% of FP17s for the same patient ID Re-attending within 3 months - Adults	676	6,143	11.0%	17.4%	17.3%	16.6%
% of FP17s for the same patient ID Re-attending between 3 & 9 months - Children	616	1,985	31.0%	57.2%	58.9%	57.5%
% of FP17s for the same patient ID Re-attending between 3 & 9 months - Adults	2,216	6,143	36.1%	50.9%	52.5%	50.4%
% of FP17s for Band 1 Urgent Courses	247	7,679	3.2%	11.0%	9.3%	9.1%
% of FP17s Relating to Free Repair or Replacements	89	7,679	1.2%	0.9%	1.0%	0.8%
% of FP17s Relating to Continuations	153	7,679	2.0%	1.3%	1.5%	1.3%
% of Patients satisfied with the dentistry they have received	16	17	94.1%	92.3%	93.1%	92.7%
% of Patients satisfied with the time they had to wait for an appointment	15	17	88.2%	88.9%	89.8%	88.8%

\* This is based on patients treated on this contract for their most recent course of treatment. Figures in italics indicate the base number of FP17s or Patient Questionnaire responses are less than 100. N/A is shown where the base number of responses is less than 10 during the period. % is calculated as Quantity/Base number\*100

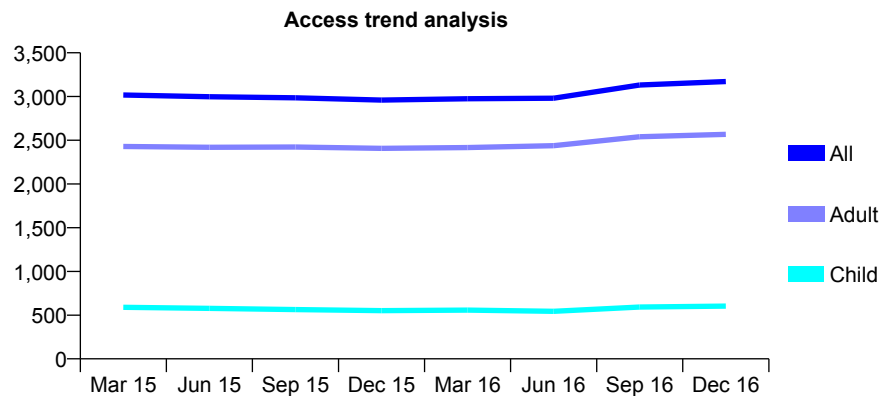
## Q47 - Vital Signs At a Glance Contract Report for 191035/0002 - December 2016

Name or company name	Colne and Earby Dental Practice
Contract type name	GDS Contract
Purpose of contract	General
Contract start date	14/12/2009
Contract end date	

16/17 Contracted general activity (UDA)	10,200
Carry forward general activity (UDA)	0
16/17 Contracted orthodontic activity (UOA)	0
Carry forward orthodontic activity (UOA)	0
Baseline contract value	£254,262.53

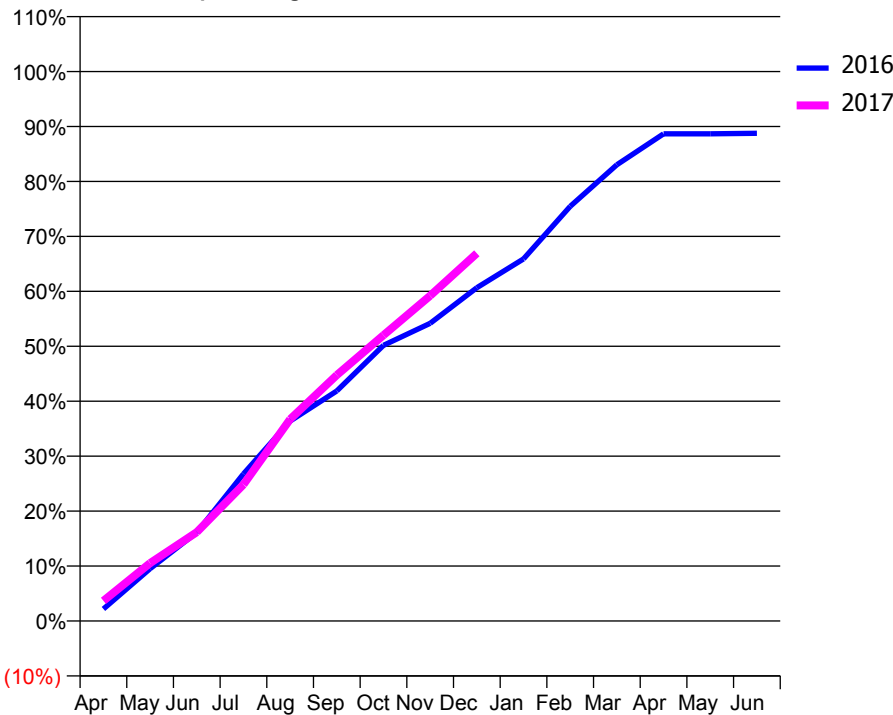
### ACCESS\*

Patients seen in 24 months	Total	Change since previous quarter
Quarter ending December 2015	2,959	
Quarter ending March 2016	2,974	→
Quarter ending June 2016	2,981	→
Quarter ending September 2016	3,132	↑
Quarter ending December 2016	3,171	→
<b>Variance since December 2015</b>	<b>7.2%</b>	<b>↑</b>



### ACTIVITY

Cumulative percentage of contracted UDA delivered 2016 & 2017



Month	Adjusted Scheduled Activity (UDA)	
	2016	2017
April	225	375
May	971	1,075
June	1,646	1,649
July	2,731	2,533
August	3,710	3,745
September	4,271	4,565
October	5,117	5,307
November	5,525	6,038
December	6,188	6,827
January	6,721	
February	7,697	
March	8,469	
April	9,044	
May	9,044	
June	9,053	

### QUALITY

	Quantity	Base Number	Contract	AT	Region	England
% of FP17s for the same patient ID Re-attending within 3 months - Children	32	659	4.9%	13.0%	13.4%	12.4%
% of FP17s for the same patient ID Re-attending within 3 months - Adults	392	2,677	14.6%	17.4%	17.3%	16.6%
% of FP17s for the same patient ID Re-attending between 3 & 9 months - Children	327	659	49.6%	57.2%	58.9%	57.5%
% of FP17s for the same patient ID Re-attending between 3 & 9 months - Adults	1,234	2,677	46.1%	50.9%	52.5%	50.4%
% of FP17s for Band 1 Urgent Courses	157	3,072	5.1%	11.0%	9.3%	9.1%
% of FP17s Relating to Free Repair or Replacements	48	3,072	1.6%	0.9%	1.0%	0.8%
% of FP17s Relating to Continuations	71	3,072	2.3%	1.3%	1.5%	1.3%
% of Patients satisfied with the dentistry they have received	9	9	N/A	92.3%	93.1%	92.7%
% of Patients satisfied with the time they had to wait for an appointment	9	9	N/A	88.9%	89.8%	88.8%

\* This is based on patients treated on this contract for their most recent course of treatment. Figures in italics indicate the base number of FP17s or Patient Questionnaire responses are less than 100. N/A is shown where the base number of responses is less than 10 during the period. % is calculated as Quantity/Base number\*100

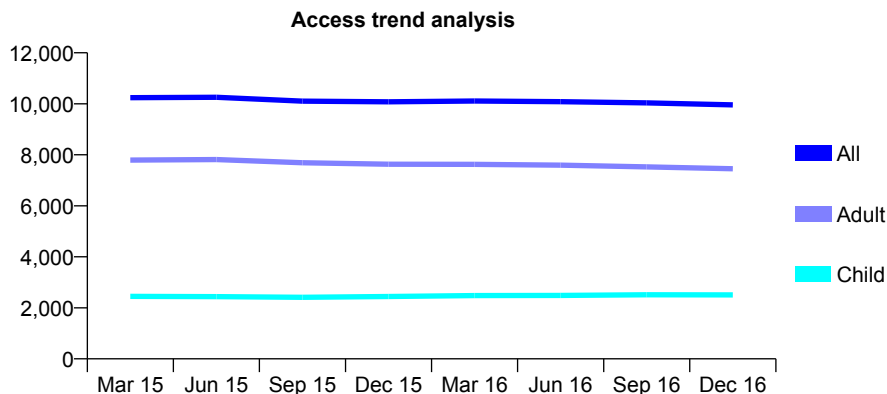
## Q47 - Vital Signs At a Glance Contract Report for 191493/0001 - December 2016

Name or company name	Euxton (No1) Limited
Contract type name	GDS Contract
Purpose of contract	General
Contract start date	01/11/2007
Contract end date	

16/17 Contracted general activity (UDA)	28,458
Carry forward general activity (UDA)	821
16/17 Contracted orthodontic activity (UOA)	0
Carry forward orthodontic activity (UOA)	0
Baseline contract value	£763,511.49

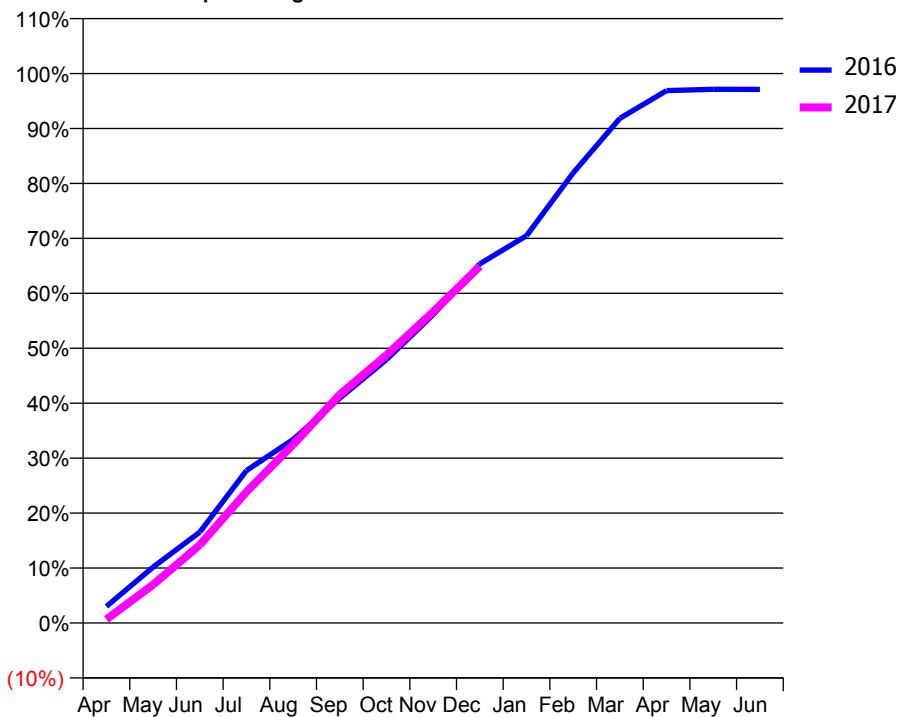
### ACCESS\*

Patients seen in 24 months	Total	Change since previous quarter
Quarter ending December 2015	10,076	
Quarter ending March 2016	10,108	→
Quarter ending June 2016	10,084	→
Quarter ending September 2016	10,039	→
Quarter ending December 2016	9,959	→
<b>Variance since December 2015</b>	<b>(1.2%)</b>	<b>↓</b>



### ACTIVITY

Cumulative percentage of contracted UDA delivered 2016 & 2017



Month	Adjusted Scheduled Activity (UDA)	
	2016	2017
April	857	187
May	2,897	1,988
June	4,708	4,043
July	7,896	6,791
August	9,506	9,244
September	11,646	11,831
October	13,639	13,877
November	15,973	16,115
December	18,599	18,477
January	20,057	
February	23,312	
March	26,133	
April	27,569	
May	27,638	
June	27,637	

### QUALITY

	Quantity	Base Number	Contract	AT	Region	England
% of FP17s for the same patient ID Re-attending within 3 months - Children	261	2,904	9.0%	13.0%	13.4%	12.4%
% of FP17s for the same patient ID Re-attending within 3 months - Adults	956	7,450	12.8%	17.4%	17.3%	16.6%
% of FP17s for the same patient ID Re-attending between 3 & 9 months - Children	1,710	2,904	58.9%	57.2%	58.9%	57.5%
% of FP17s for the same patient ID Re-attending between 3 & 9 months - Adults	4,203	7,450	56.4%	50.9%	52.5%	50.4%
% of FP17s for Band 1 Urgent Courses	452	9,786	4.6%	11.0%	9.3%	9.1%
% of FP17s Relating to Free Repair or Replacements	131	9,786	1.3%	0.9%	1.0%	0.8%
% of FP17s Relating to Continuations	296	9,786	3.0%	1.3%	1.5%	1.3%
% of Patients satisfied with the dentistry they have received	11	14	78.6%	92.3%	93.1%	92.7%
% of Patients satisfied with the time they had to wait for an appointment	9	14	64.3%	88.9%	89.8%	88.8%

\* This is based on patients treated on this contract for their most recent course of treatment. Figures in italics indicate the base number of FP17s or Patient Questionnaire responses are less than 100. N/A is shown where the base number of responses is less than 10 during the period. % is calculated as Quantity/Base number\*100

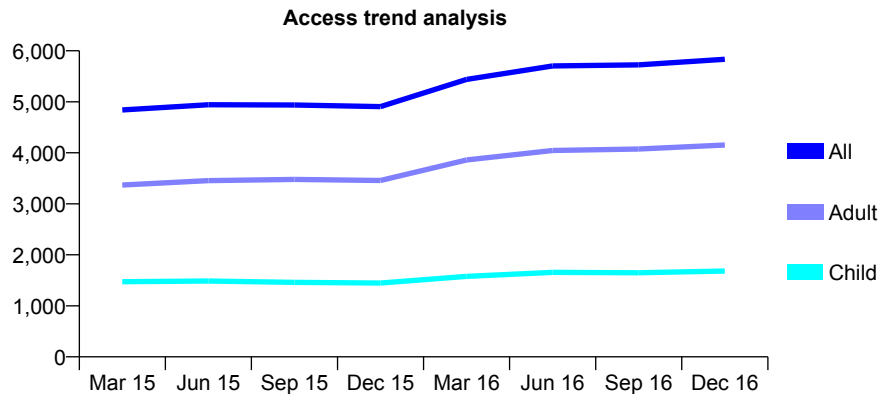
## Q47 - Vital Signs At a Glance Contract Report for 194573/0001 - December 2016

Name or company name	Jones Dental Practice
Contract type name	GDS Contract
Purpose of contract	General
Contract start date	01/06/2010
Contract end date	

16/17 Contracted general activity (UDA)	16,357
Carry forward general activity (UDA)	523
16/17 Contracted orthodontic activity (UOA)	0
Carry forward orthodontic activity (UOA)	0
Baseline contract value	£438,111.58

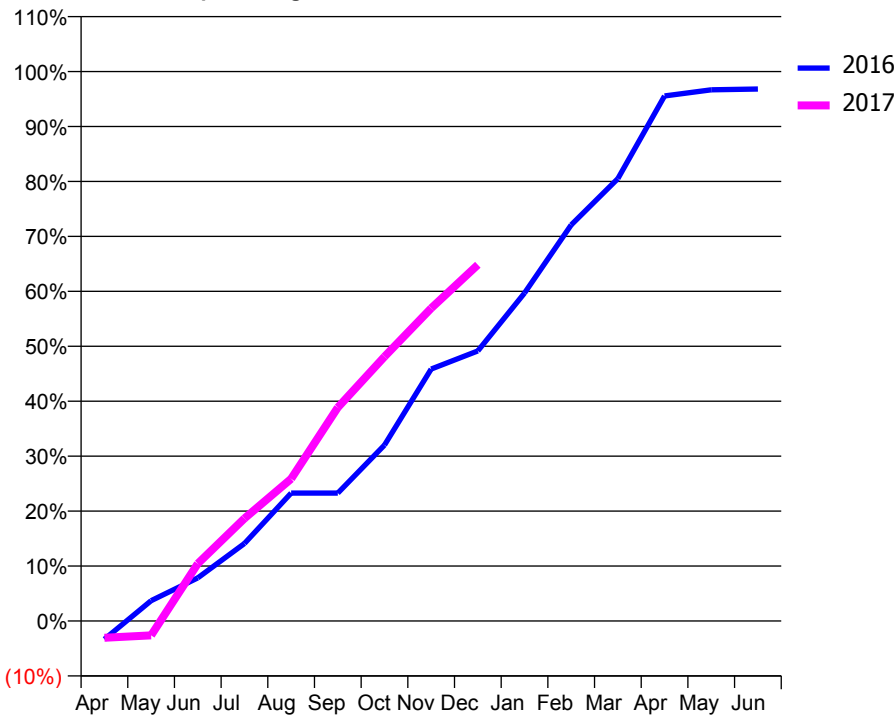
### ACCESS\*

Patients seen in 24 months	Total	Change since previous quarter
Quarter ending December 2015	4,906	
Quarter ending March 2016	5,438	↑
Quarter ending June 2016	5,702	↑
Quarter ending September 2016	5,723	→
Quarter ending December 2016	5,835	→
<b>Variance since December 2015</b>	<b>18.9%</b>	<b>↑</b>



### ACTIVITY

Cumulative percentage of contracted UDA delivered 2016 & 2017



Month	Adjusted Scheduled Activity (UDA)	
	2016	2017
April	-546	-502
May	606	-429
June	1,285	1,710
July	2,310	3,053
August	3,808	4,235
September	3,808	6,355
October	5,238	7,870
November	7,499	9,309
December	8,040	10,605
January	9,761	
February	11,790	
March	13,168	
April	15,630	
May	15,813	
June	15,834	

### QUALITY

	Quantity	Base Number	Contract	AT	Region	England
% of FP17s for the same patient ID Re-attending within 3 months - Children	652	2,655	24.6%	13.0%	13.4%	12.4%
% of FP17s for the same patient ID Re-attending within 3 months - Adults	917	5,341	17.2%	17.4%	17.3%	16.6%
% of FP17s for the same patient ID Re-attending between 3 & 9 months - Children	1,435	2,655	54.0%	57.2%	58.9%	57.5%
% of FP17s for the same patient ID Re-attending between 3 & 9 months - Adults	3,090	5,341	57.9%	50.9%	52.5%	50.4%
% of FP17s for Band 1 Urgent Courses	318	5,515	5.8%	11.0%	9.3%	9.1%
% of FP17s Relating to Free Repair or Replacements	16	5,515	0.3%	0.9%	1.0%	0.8%
% of FP17s Relating to Continuations	16	5,515	0.3%	1.3%	1.5%	1.3%
% of Patients satisfied with the dentistry they have received	7	9	N/A	92.3%	93.1%	92.7%
% of Patients satisfied with the time they had to wait for an appointment	6	9	N/A	88.9%	89.8%	88.8%

\* This is based on patients treated on this contract for their most recent course of treatment. Figures in italics indicate the base number of FP17s or Patient Questionnaire responses are less than 100. N/A is shown where the base number of responses is less than 10 during the period. % is calculated as Quantity/Base number\*100

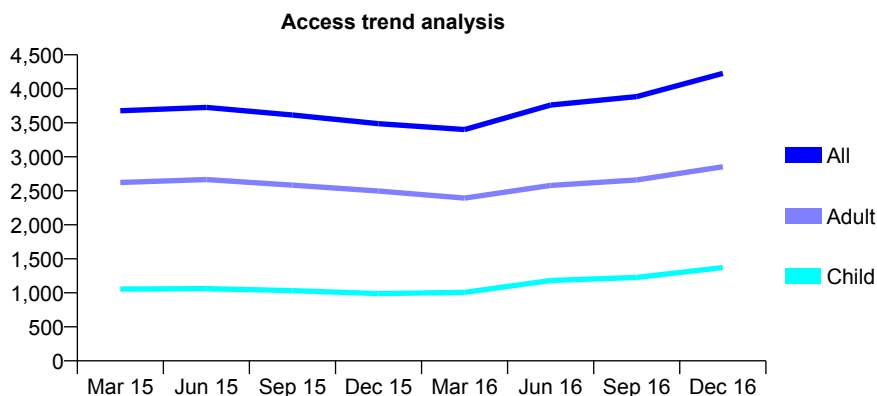
## Q47 - Vital Signs At a Glance Contract Report for 197211/0001 - December 2016

Name or company name	Drakes Dental Care
Contract type name	GDS Contract
Purpose of contract	General
Contract start date	26/12/2012
Contract end date	

16/17 Contracted general activity (UDA)	15,403
Carry forward general activity (UDA)	4,898
16/17 Contracted orthodontic activity (UOA)	0
Carry forward orthodontic activity (UOA)	0
Baseline contract value	£385,921.18

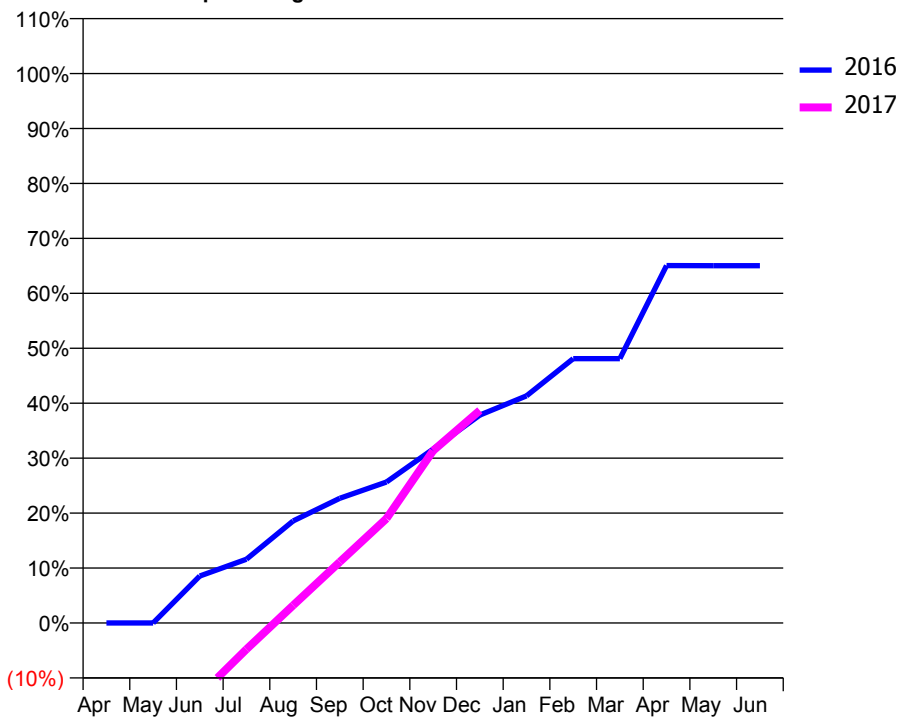
### ACCESS\*

Patients seen in 24 months	Total	Change since previous quarter
Quarter ending December 2015	3,487	
Quarter ending March 2016	3,400	↓
Quarter ending June 2016	3,761	↑
Quarter ending September 2016	3,886	↑
Quarter ending December 2016	4,226	↑
<b>Variance since December 2015</b>	<b>21.2%</b>	<b>↑</b>



### ACTIVITY

Cumulative percentage of contracted UDA delivered 2016 & 2017



Month	Adjusted Scheduled Activity (UDA)	
	2016	2017
April	0	-4,189
May	0	-3,225
June	1,198	-2,032
July	1,625	-738
August	2,600	495
September	3,178	1,714
October	3,594	2,927
November	4,431	4,833
December	5,298	5,959
January	5,789	
February	6,734	
March	6,734	
April	9,105	
May	9,102	
June	9,102	

### QUALITY

	Quantity	Base Number	Contract	AT	Region	England
% of FP17s for the same patient ID Re-attending within 3 months - Children	255	2,107	12.1%	13.0%	13.4%	12.4%
% of FP17s for the same patient ID Re-attending within 3 months - Adults	730	3,906	18.7%	17.4%	17.3%	16.6%
% of FP17s for the same patient ID Re-attending between 3 & 9 months - Children	900	2,107	42.7%	57.2%	58.9%	57.5%
% of FP17s for the same patient ID Re-attending between 3 & 9 months - Adults	1,686	3,906	43.2%	50.9%	52.5%	50.4%
% of FP17s for Band 1 Urgent Courses	460	5,026	9.2%	11.0%	9.3%	9.1%
% of FP17s Relating to Free Repair or Replacements	41	5,026	0.8%	0.9%	1.0%	0.8%
% of FP17s Relating to Continuations	25	5,026	0.5%	1.3%	1.5%	1.3%
% of Patients satisfied with the dentistry they have received	7	9	N/A	92.3%	93.1%	92.7%
% of Patients satisfied with the time they had to wait for an appointment	8	9	N/A	88.9%	89.8%	88.8%

\* This is based on patients treated on this contract for their most recent course of treatment. Figures in italics indicate the base number of FP17s or Patient Questionnaire responses are less than 100. N/A is shown where the base number of responses is less than 10 during the period. % is calculated as Quantity/Base number\*100

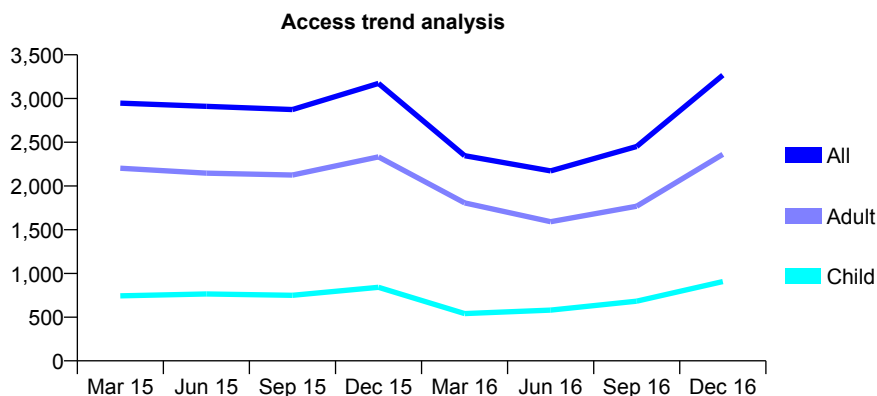
## Q47 - Vital Signs At a Glance Contract Report for 197416/0002 - December 2016

Name or company name	Individual Dental
Contract type name	GDS Contract
Purpose of contract	General
Contract start date	01/04/2013
Contract end date	

16/17 Contracted general activity (UDA)	9,000
Carry forward general activity (UDA)	299
16/17 Contracted orthodontic activity (UOA)	0
Carry forward orthodontic activity (UOA)	0
Baseline contract value	£290,180.50

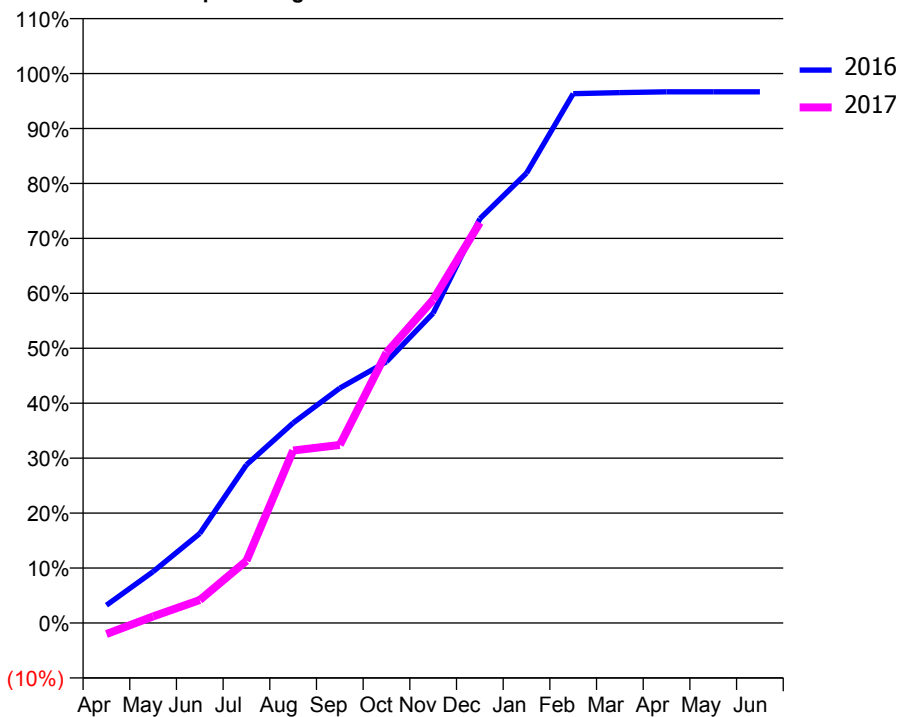
### ACCESS\*

Patients seen in 24 months	Total	Change since previous quarter
Quarter ending December 2015	3,173	
Quarter ending March 2016	2,346	↓
Quarter ending June 2016	2,172	↓
Quarter ending September 2016	2,452	↑
Quarter ending December 2016	3,268	↑
<b>Variance since December 2015</b>	<b>3.0%</b>	<b>↑</b>



### ACTIVITY

Cumulative percentage of contracted UDA delivered 2016 & 2017



Month	Adjusted Scheduled Activity (UDA)	
	2016	2017
April	291	-182
May	841	108
June	1,466	377
July	2,591	1,019
August	3,277	2,824
September	3,847	2,917
October	4,281	4,428
November	5,074	5,296
December	6,621	6,558
January	7,367	
February	8,670	
March	8,688	
April	8,701	
May	8,701	
June	8,701	

### QUALITY

	Quantity	Base Number	Contract	AT	Region	England
% of FP17s for the same patient ID Re-attending within 3 months - Children	86	1,296	6.6%	13.0%	13.4%	12.4%
% of FP17s for the same patient ID Re-attending within 3 months - Adults	93	2,222	4.2%	17.4%	17.3%	16.6%
% of FP17s for the same patient ID Re-attending between 3 & 9 months - Children	357	1,296	27.5%	57.2%	58.9%	57.5%
% of FP17s for the same patient ID Re-attending between 3 & 9 months - Adults	528	2,222	23.8%	50.9%	52.5%	50.4%
% of FP17s for Band 1 Urgent Courses	149	3,336	4.5%	11.0%	9.3%	9.1%
% of FP17s Relating to Free Repair or Replacements	5	3,336	0.1%	0.9%	1.0%	0.8%
% of FP17s Relating to Continuations	6	3,336	0.2%	1.3%	1.5%	1.3%
% of Patients satisfied with the dentistry they have received	7	8	N/A	92.3%	93.1%	92.7%
% of Patients satisfied with the time they had to wait for an appointment	7	8	N/A	88.9%	89.8%	88.8%

\* This is based on patients treated on this contract for their most recent course of treatment. Figures in italics indicate the base number of FP17s or Patient Questionnaire responses are less than 100. N/A is shown where the base number of responses is less than 10 during the period. % is calculated as Quantity/Base number\*100



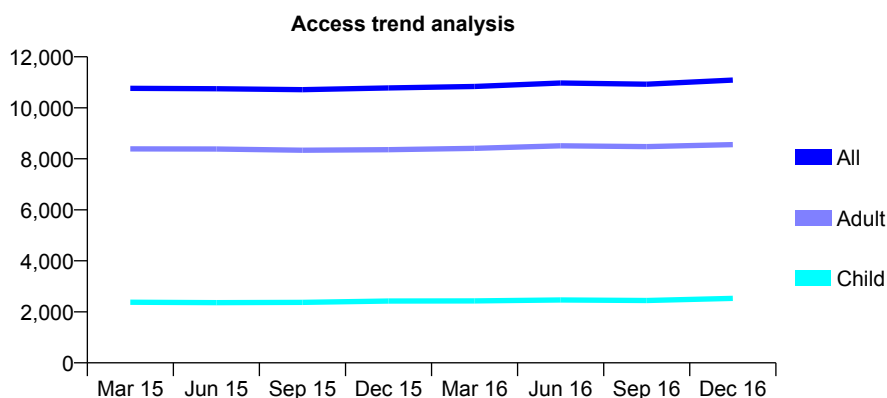
## Q47 - Vital Signs At a Glance Contract Report for 198447/0001 - December 2016

Name or company name	Dentistry 4 All
Contract type name	Pilot Contract
Purpose of contract	General and Orthodontic
Contract start date	01/04/2009
Contract end date	

16/17 Contracted general activity (UDA)	34,000
Carry forward general activity (UDA)	0
16/17 Contracted orthodontic activity (UOA)	1,000
Carry forward orthodontic activity (UOA)	-10
Baseline contract value	£1,146,258.20

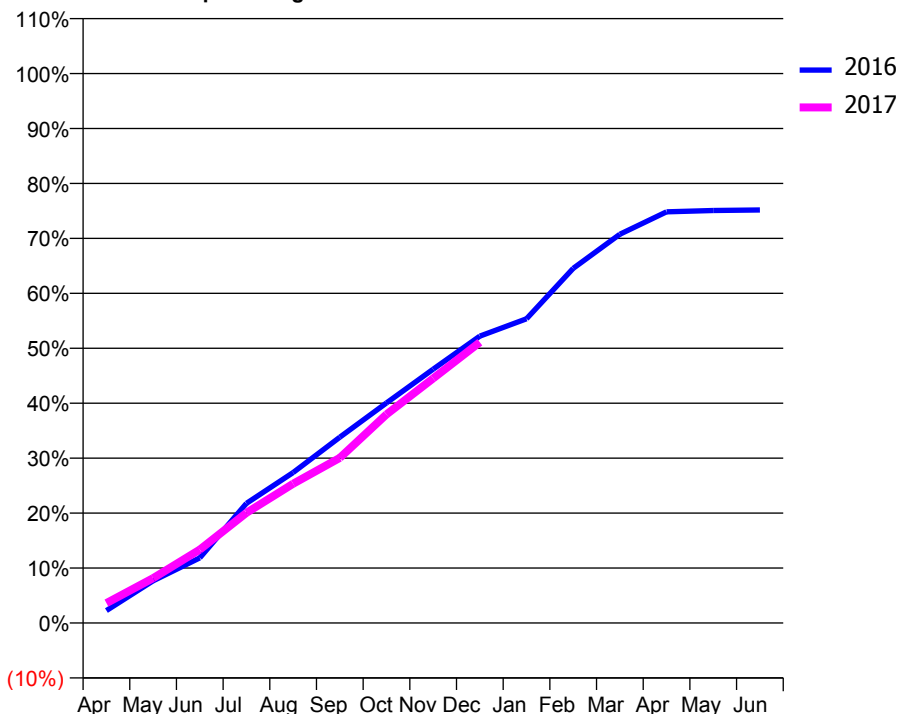
### ACCESS\*

Patients seen in 24 months	Total	Change since previous quarter
Quarter ending December 2015	10,779	
Quarter ending March 2016	10,837	→
Quarter ending June 2016	10,975	→
Quarter ending September 2016	10,923	→
Quarter ending December 2016	11,086	→
<b>Variance since December 2015</b>	<b>2.8%</b>	<b>↑</b>



### ACTIVITY

Cumulative percentage of contracted UDA delivered 2016 & 2017



Month	Adjusted Scheduled Activity (UDA)	
	2016	2017
April	769	1,230
May	2,615	2,775
June	4,030	4,543
July	7,401	6,817
August	9,307	8,619
September	11,499	10,220
October	13,617	12,906
November	15,707	15,135
December	17,755	17,370
January	18,825	
February	21,943	
March	24,053	
April	25,438	
May	25,526	
June	25,560	

### QUALITY

	Quantity	Base Number	Contract	AT	Region	England
% of FP17s for the same patient ID Re-attending within 3 months - Children	311	2,930	10.6%	13.0%	13.4%	12.4%
% of FP17s for the same patient ID Re-attending within 3 months - Adults	1,199	8,146	14.7%	17.4%	17.3%	16.6%
% of FP17s for the same patient ID Re-attending between 3 & 9 months - Children	1,605	2,930	54.8%	57.2%	58.9%	57.5%
% of FP17s for the same patient ID Re-attending between 3 & 9 months - Adults	3,587	8,146	44.0%	50.9%	52.5%	50.4%
% of FP17s for Band 1 Urgent Courses	659	9,052	7.3%	11.0%	9.3%	9.1%
% of FP17s Relating to Free Repair or Replacements	28	9,052	0.3%	0.9%	1.0%	0.8%
% of FP17s Relating to Continuations	44	9,052	0.5%	1.3%	1.5%	1.3%
% of Patients satisfied with the dentistry they have received	16	16	100.0%	92.3%	93.1%	92.7%
% of Patients satisfied with the time they had to wait for an appointment	14	16	87.5%	88.9%	89.8%	88.8%

\* This is based on patients treated on this contract for their most recent course of treatment. Figures in italics indicate the base number of FP17s or Patient Questionnaire responses are less than 100. N/A is shown where the base number of responses is less than 10 during the period. % is calculated as Quantity/Base number\*100

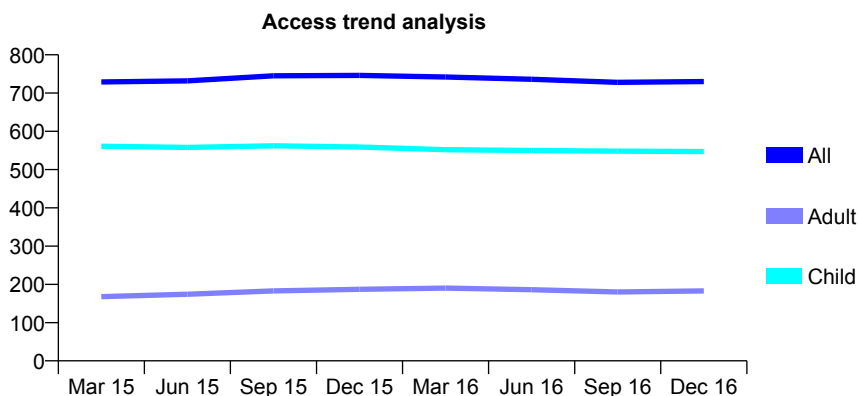
## Q47 - Vital Signs At a Glance Contract Report for 199095/0001 - December 2016

Name or company name	Aughton Dental Practice
Contract type name	GDS Contract
Purpose of contract	General
Contract start date	31/08/2012
Contract end date	

16/17 Contracted general activity (UDA)	2,000
Carry forward general activity (UDA)	44
16/17 Contracted orthodontic activity (UOA)	0
Carry forward orthodontic activity (UOA)	0
Baseline contract value	£57,887.00

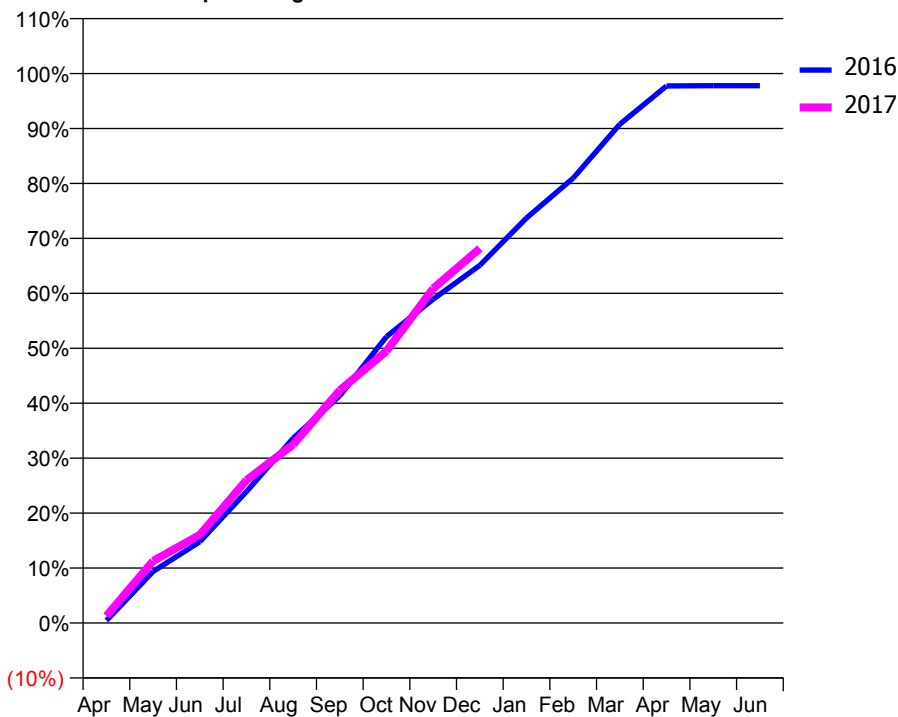
### ACCESS\*

Patients seen in 24 months	Total	Change since previous quarter
Quarter ending December 2015	746	
Quarter ending March 2016	742	→
Quarter ending June 2016	736	→
Quarter ending September 2016	728	↓
Quarter ending December 2016	730	→
<b>Variance since December 2015</b>	<b>(2.1%)</b>	<b>↓</b>



### ACTIVITY

Cumulative percentage of contracted UDA delivered 2016 & 2017



Month	Adjusted Scheduled Activity (UDA)	
	2016	2017
April	9	26
May	187	226
June	296	321
July	478	520
August	672	650
September	827	847
October	1,042	990
November	1,179	1,218
December	1,302	1,364
January	1,474	
February	1,619	
March	1,816	
April	1,955	
May	1,956	
June	1,956	

### QUALITY

	Quantity	Base Number	Contract	AT	Region	England
% of FP17s for the same patient ID Re-attending within 3 months - Children	226	1,008	22.4%	13.0%	13.4%	12.4%
% of FP17s for the same patient ID Re-attending within 3 months - Adults	13	143	9.1%	17.4%	17.3%	16.6%
% of FP17s for the same patient ID Re-attending between 3 & 9 months - Children	630	1,008	62.5%	57.2%	58.9%	57.5%
% of FP17s for the same patient ID Re-attending between 3 & 9 months - Adults	84	143	58.7%	50.9%	52.5%	50.4%
% of FP17s for Band 1 Urgent Courses	33	1,052	3.1%	11.0%	9.3%	9.1%
% of FP17s Relating to Free Repair or Replacements	0	1,052	0.0%	0.9%	1.0%	0.8%
% of FP17s Relating to Continuations	23	1,052	2.2%	1.3%	1.5%	1.3%
% of Patients satisfied with the dentistry they have received	7	7	N/A	92.3%	93.1%	92.7%
% of Patients satisfied with the time they had to wait for an appointment	7	7	N/A	88.9%	89.8%	88.8%

\* This is based on patients treated on this contract for their most recent course of treatment. Figures in italics indicate the base number of FP17s or Patient Questionnaire responses are less than 100. N/A is shown where the base number of responses is less than 10 during the period. % is calculated as Quantity/Base number\*100

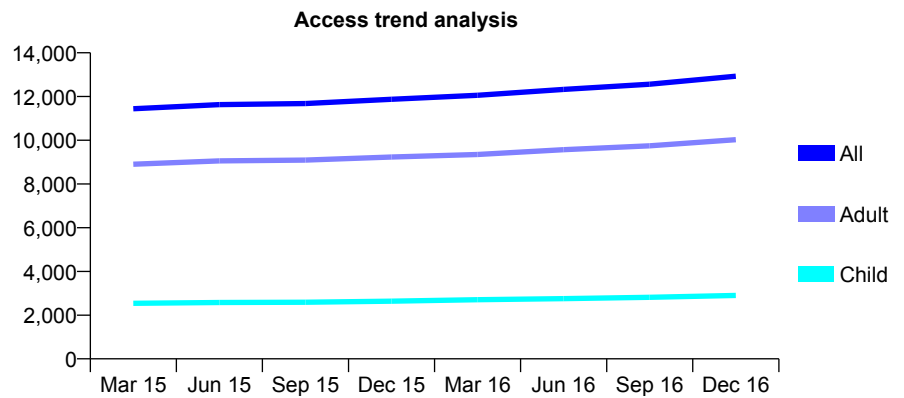
## Q47 - Vital Signs At a Glance Contract Report for 199710/0001 - December 2016

Name or company name	BROCK STREET DENTAL PRACTICE LTI
Contract type name	GDS Contract
Purpose of contract	General
Contract start date	01/04/2010
Contract end date	

16/17 Contracted general activity (UDA)	36,251
Carry forward general activity (UDA)	608
16/17 Contracted orthodontic activity (UOA)	0
Carry forward orthodontic activity (UOA)	0
Baseline contract value	£1,043,044.50

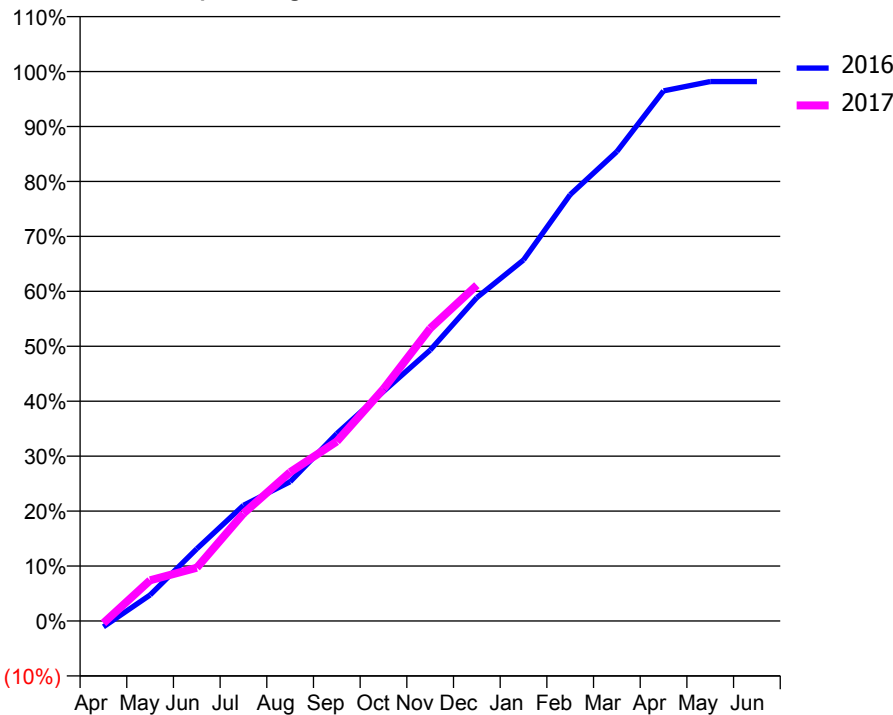
### ACCESS\*

Patients seen in 24 months	Total	Change since previous quarter
Quarter ending December 2015	11,873	
Quarter ending March 2016	12,059	→
Quarter ending June 2016	12,324	↑
Quarter ending September 2016	12,561	→
Quarter ending December 2016	12,927	↑
<b>Variance since December 2015</b>	<b>8.9%</b>	<b>↑</b>



### ACTIVITY

Cumulative percentage of contracted UDA delivered 2016 & 2017



Month	Adjusted Scheduled Activity (UDA)	
	2016	2017
April	-360	-143
May	1,586	2,685
June	4,399	3,515
July	7,044	7,094
August	8,482	9,820
September	11,405	11,849
October	13,978	15,307
November	16,492	19,308
December	19,686	22,151
January	21,981	
February	25,955	
March	28,574	
April	32,270	
May	32,839	
June	32,843	

### QUALITY

	Quantity	Base Number	Contract	AT	Region	England
% of FP17s for the same patient ID Re-attending within 3 months - Children	314	3,738	8.4%	13.0%	13.4%	12.4%
% of FP17s for the same patient ID Re-attending within 3 months - Adults	2,242	10,814	20.7%	17.4%	17.3%	16.6%
% of FP17s for the same patient ID Re-attending between 3 & 9 months - Children	2,346	3,738	62.8%	57.2%	58.9%	57.5%
% of FP17s for the same patient ID Re-attending between 3 & 9 months - Adults	3,827	10,814	35.4%	50.9%	52.5%	50.4%
% of FP17s for Band 1 Urgent Courses	1,810	12,216	14.8%	11.0%	9.3%	9.1%
% of FP17s Relating to Free Repair or Replacements	191	12,216	1.6%	0.9%	1.0%	0.8%
% of FP17s Relating to Continuations	112	12,216	0.9%	1.3%	1.5%	1.3%
% of Patients satisfied with the dentistry they have received	17	17	100.0%	92.3%	93.1%	92.7%
% of Patients satisfied with the time they had to wait for an appointment	16	17	94.1%	88.9%	89.8%	88.8%

\* This is based on patients treated on this contract for their most recent course of treatment. Figures in italics indicate the base number of FP17s or Patient Questionnaire responses are less than 100. N/A is shown where the base number of responses is less than 10 during the period. % is calculated as Quantity/Base number\*100

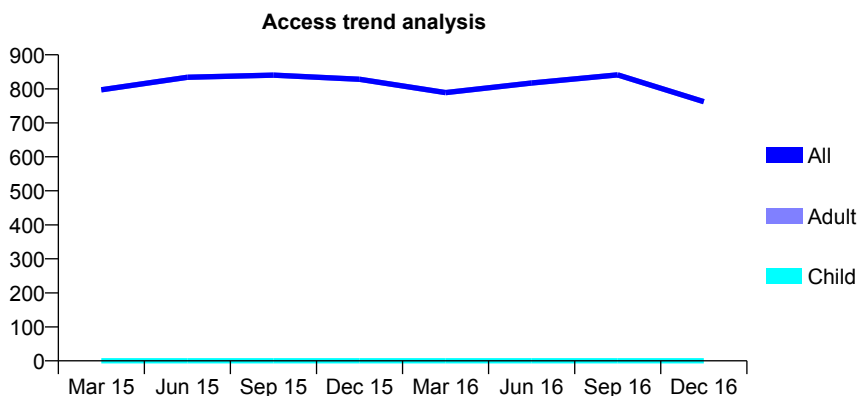
## Q47 - Vital Signs At a Glance Contract Report for 206040/0004 - December 2016

Name or company name	MR MJ CHEADLE
Contract type name	GDS Contract
Purpose of contract	General
Contract start date	08/05/2013
Contract end date	29/09/2016

16/17 Contracted general activity (UDA)	1,492
Carry forward general activity (UDA)	111
16/17 Contracted orthodontic activity (UOA)	0
Carry forward orthodontic activity (UOA)	0
Baseline contract value	£43,483.46

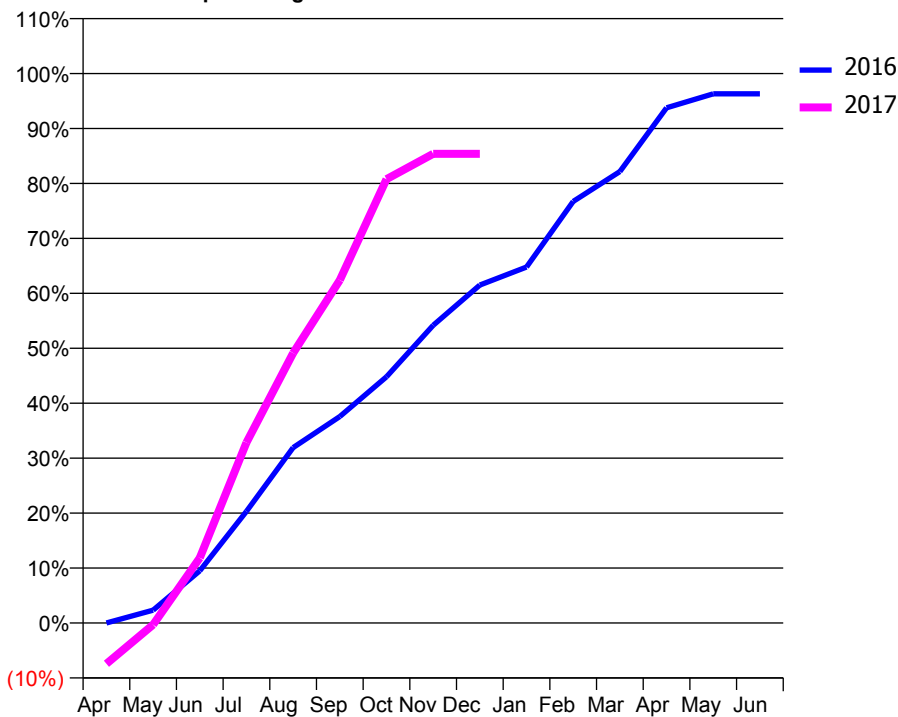
### ACCESS\*

Patients seen in 24 months	Total	Change since previous quarter
Quarter ending December 2015	828	
Quarter ending March 2016	789	↓
Quarter ending June 2016	817	↑
Quarter ending September 2016	841	↑
Quarter ending December 2016	762	↓
<b>Variance since December 2015</b>	<b>(8.0%)</b>	<b>↓</b>



### ACTIVITY

Cumulative percentage of contracted UDA delivered 2016 & 2017



Month	Adjusted Scheduled Activity (UDA)	
	2016	2017
April	0	-111
May	70	-5
June	285	177
July	610	490
August	958	733
September	1,127	931
October	1,344	1,205
November	1,625	1,274
December	1,845	1,274
January	1,943	
February	2,301	
March	2,464	
April	2,812	
May	2,889	
June	2,889	

### QUALITY

	Quantity	Base Number	Contract	AT	Region	England
% of FP17s for the same patient ID Re-attending within 3 months - Children	0	0	N/A	13.0%	13.4%	12.4%
% of FP17s for the same patient ID Re-attending within 3 months - Adults	61	467	13.1%	17.4%	17.3%	16.6%
% of FP17s for the same patient ID Re-attending between 3 & 9 months - Children	0	0	N/A	57.2%	58.9%	57.5%
% of FP17s for the same patient ID Re-attending between 3 & 9 months - Adults	74	467	15.8%	50.9%	52.5%	50.4%
% of FP17s for Band 1 Urgent Courses	0	366	0.0%	11.0%	9.3%	9.1%
% of FP17s Relating to Free Repair or Replacements	0	366	0.0%	0.9%	1.0%	0.8%
% of FP17s Relating to Continuations	5	366	1.4%	1.3%	1.5%	1.3%
% of Patients satisfied with the dentistry they have received	7	7	N/A	92.3%	93.1%	92.7%
% of Patients satisfied with the time they had to wait for an appointment	6	7	N/A	88.9%	89.8%	88.8%

\* This is based on patients treated on this contract for their most recent course of treatment. Figures in italics indicate the base number of FP17s or Patient Questionnaire responses are less than 100. N/A is shown where the base number of responses is less than 10 during the period. % is calculated as Quantity/Base number\*100

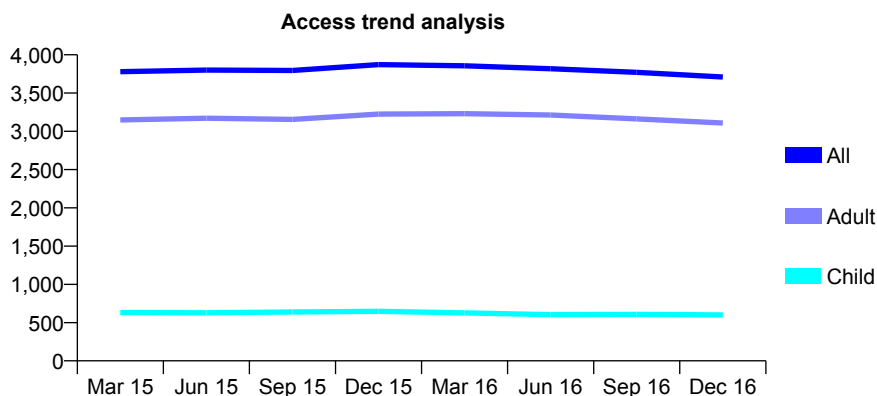
## Q47 - Vital Signs At a Glance Contract Report for 208582/0001 - December 2016

Name or company name	MR S DITCHFIELD
Contract type name	GDS Contract
Purpose of contract	General
Contract start date	01/04/2006
Contract end date	

16/17 Contracted general activity (UDA)	11,235
Carry forward general activity (UDA)	0
16/17 Contracted orthodontic activity (UOA)	0
Carry forward orthodontic activity (UOA)	0
Baseline contract value	£362,246.38

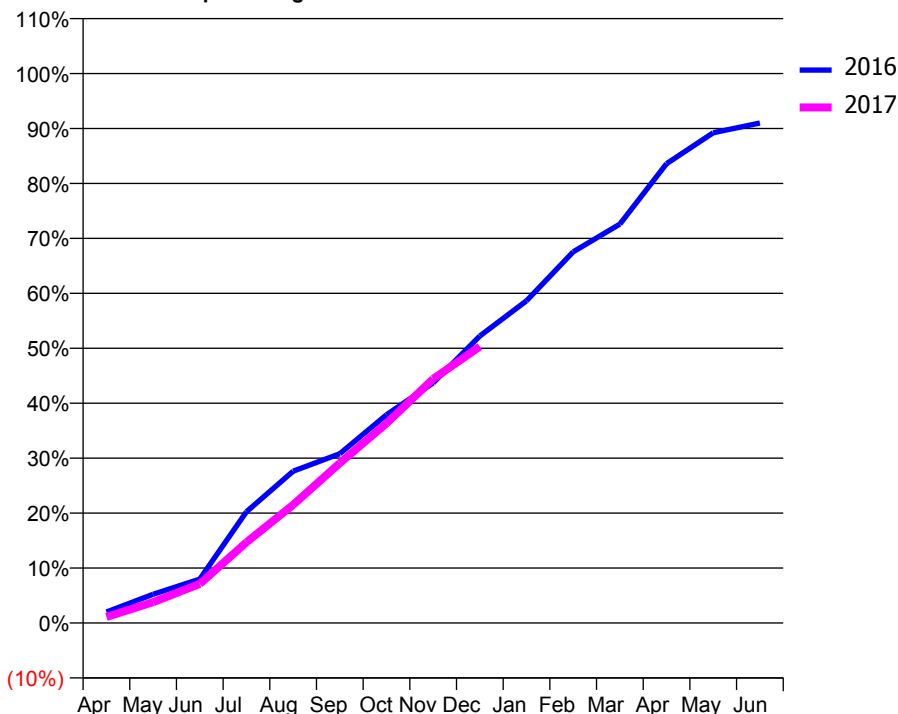
### ACCESS\*

Patients seen in 24 months	Total	Change since previous quarter
Quarter ending December 2015	3,872	
Quarter ending March 2016	3,857	→
Quarter ending June 2016	3,817	↓
Quarter ending September 2016	3,770	↓
Quarter ending December 2016	3,710	↓
<b>Variance since December 2015</b>	<b>(4.2%)</b>	<b>↓</b>



### ACTIVITY

Cumulative percentage of contracted UDA delivered 2016 & 2017



Month	Adjusted Scheduled Activity (UDA)	
	2016	2017
April	225	124
May	586	426
June	898	800
July	2,276	1,651
August	3,103	2,416
September	3,461	3,270
October	4,257	4,083
November	4,909	4,991
December	5,869	5,653
January	6,589	
February	7,588	
March	8,157	
April	9,392	
May	10,024	
June	10,223	

### QUALITY

	Quantity	Base Number	Contract	AT	Region	England
% of FP17s for the same patient ID Re-attending within 3 months - Children	24	509	4.7%	13.0%	13.4%	12.4%
% of FP17s for the same patient ID Re-attending within 3 months - Adults	355	3,385	10.5%	17.4%	17.3%	16.6%
% of FP17s for the same patient ID Re-attending between 3 & 9 months - Children	161	509	31.6%	57.2%	58.9%	57.5%
% of FP17s for the same patient ID Re-attending between 3 & 9 months - Adults	1,900	3,385	56.1%	50.9%	52.5%	50.4%
% of FP17s for Band 1 Urgent Courses	175	2,934	6.0%	11.0%	9.3%	9.1%
% of FP17s Relating to Free Repair or Replacements	16	2,934	0.5%	0.9%	1.0%	0.8%
% of FP17s Relating to Continuations	48	2,934	1.6%	1.3%	1.5%	1.3%
% of Patients satisfied with the dentistry they have received	25	28	89.3%	92.3%	93.1%	92.7%
% of Patients satisfied with the time they had to wait for an appointment	27	28	96.4%	88.9%	89.8%	88.8%

\* This is based on patients treated on this contract for their most recent course of treatment. Figures in italics indicate the base number of FP17s or Patient Questionnaire responses are less than 100. N/A is shown where the base number of responses is less than 10 during the period. % is calculated as Quantity/Base number\*100

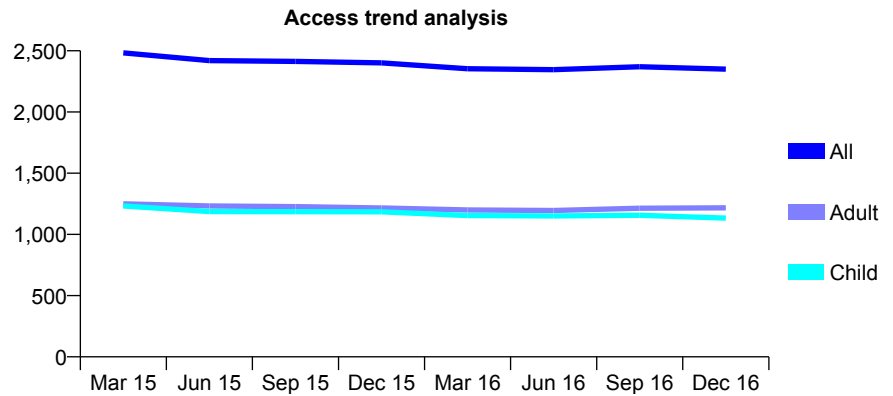
## Q47 - Vital Signs At a Glance Contract Report for 208949/0001 - December 2016

Name or company name	Mr R Shimmin
Contract type name	GDS Contract
Purpose of contract	General
Contract start date	01/04/2006
Contract end date	

16/17 Contracted general activity (UDA)	6,500
Carry forward general activity (UDA)	0
16/17 Contracted orthodontic activity (UOA)	0
Carry forward orthodontic activity (UOA)	0
Baseline contract value	£139,728.45

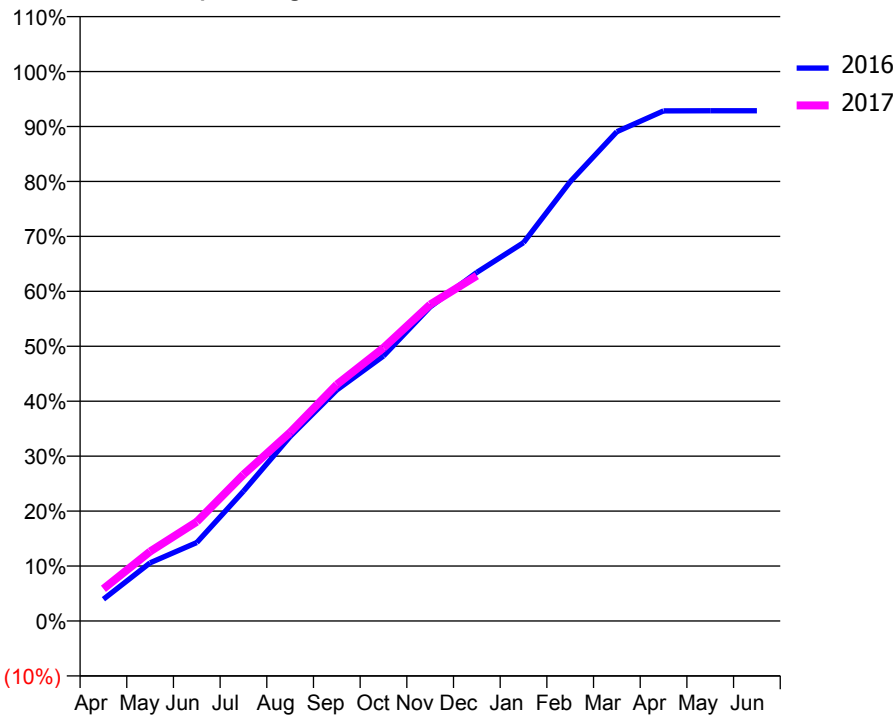
### ACCESS\*

Patients seen in 24 months	Total	Change since previous quarter
Quarter ending December 2015	2,401	
Quarter ending March 2016	2,354	↓
Quarter ending June 2016	2,346	→
Quarter ending September 2016	2,370	→
Quarter ending December 2016	2,350	→
<b>Variance since December 2015</b>	<b>(2.1%)</b>	<b>↓</b>



### ACTIVITY

Cumulative percentage of contracted UDA delivered 2016 & 2017



Month	Adjusted Scheduled Activity (UDA)	
	2016	2017
April	258	381
May	689	823
June	929	1,174
July	1,535	1,733
August	2,182	2,231
September	2,733	2,798
October	3,135	3,231
November	3,716	3,745
December	4,124	4,085
January	4,476	
February	5,197	
March	5,788	
April	6,034	
May	6,035	
June	6,035	

### QUALITY

	Quantity	Base Number	Contract	AT	Region	England
% of FP17s for the same patient ID Re-attending within 3 months - Children	108	1,415	7.6%	13.0%	13.4%	12.4%
% of FP17s for the same patient ID Re-attending within 3 months - Adults	166	1,247	13.3%	17.4%	17.3%	16.6%
% of FP17s for the same patient ID Re-attending between 3 & 9 months - Children	970	1,415	68.6%	57.2%	58.9%	57.5%
% of FP17s for the same patient ID Re-attending between 3 & 9 months - Adults	819	1,247	65.7%	50.9%	52.5%	50.4%
% of FP17s for Band 1 Urgent Courses	96	2,501	3.8%	11.0%	9.3%	9.1%
% of FP17s Relating to Free Repair or Replacements	0	2,501	0.0%	0.9%	1.0%	0.8%
% of FP17s Relating to Continuations	2	2,501	0.1%	1.3%	1.5%	1.3%
% of Patients satisfied with the dentistry they have received	4	4	N/A	92.3%	93.1%	92.7%
% of Patients satisfied with the time they had to wait for an appointment	4	4	N/A	88.9%	89.8%	88.8%

\* This is based on patients treated on this contract for their most recent course of treatment. Figures in italics indicate the base number of FP17s or Patient Questionnaire responses are less than 100. N/A is shown where the base number of responses is less than 10 during the period. % is calculated as Quantity/Base number\*100

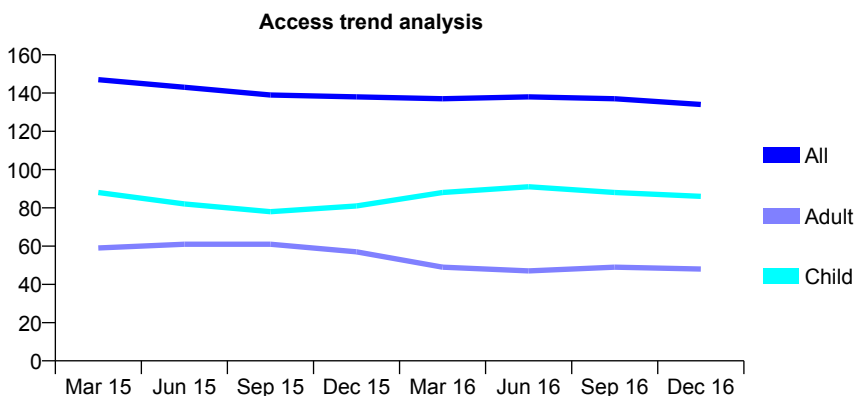
## Q47 - Vital Signs At a Glance Contract Report for 215694/0001 - December 2016

Name or company name	MISS SL CARO
Contract type name	GDS Contract
Purpose of contract	General
Contract start date	01/04/2006
Contract end date	

16/17 Contracted general activity (UDA)	300
Carry forward general activity (UDA)	0
16/17 Contracted orthodontic activity (UOA)	0
Carry forward orthodontic activity (UOA)	0
Baseline contract value	£6,385.60

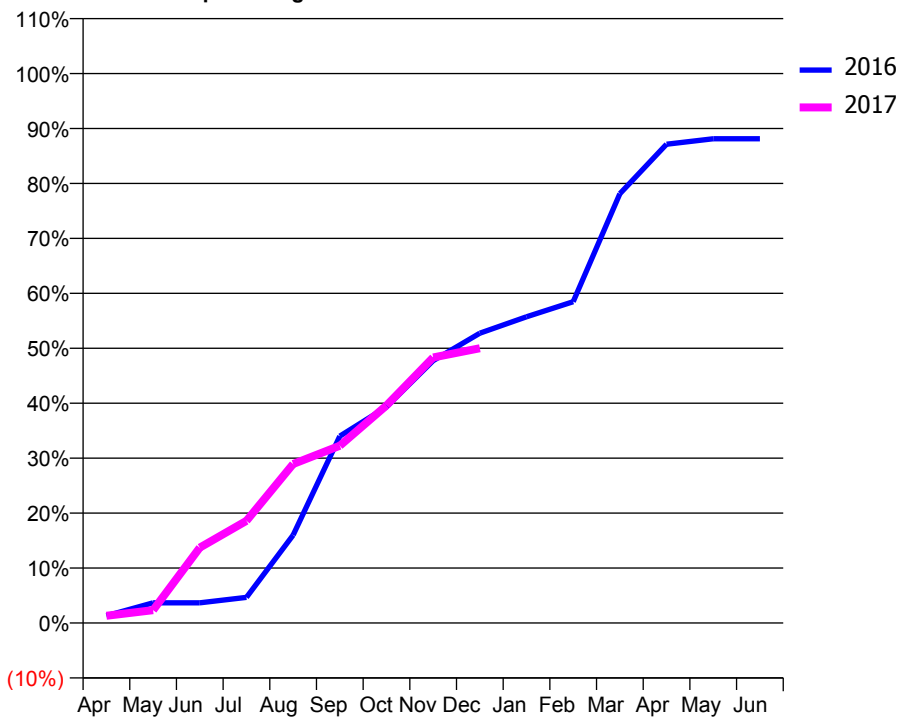
### ACCESS\*

Patients seen in 24 months	Total	Change since previous quarter
Quarter ending December 2015	138	
Quarter ending March 2016	137	→
Quarter ending June 2016	138	→
Quarter ending September 2016	137	→
Quarter ending December 2016	134	↓
<b>Variance since December 2015</b>	<b>(2.9%)</b>	<b>↓</b>



### ACTIVITY

Cumulative percentage of contracted UDA delivered 2016 & 2017



Month	Adjusted Scheduled Activity (UDA)	
	2016	2017
April	4	4
May	11	7
June	11	41
July	14	56
August	48	87
September	102	97
October	118	119
November	143	145
December	158	150
January	167	
February	175	
March	234	
April	261	
May	264	
June	264	

### QUALITY

	Quantity	Base Number	Contract	AT	Region	England
% of FP17s for the same patient ID Re-attending within 3 months - Children	3	80	3.8%	13.0%	13.4%	12.4%
% of FP17s for the same patient ID Re-attending within 3 months - Adults	2	32	6.3%	17.4%	17.3%	16.6%
% of FP17s for the same patient ID Re-attending between 3 & 9 months - Children	49	80	61.3%	57.2%	58.9%	57.5%
% of FP17s for the same patient ID Re-attending between 3 & 9 months - Adults	21	32	65.6%	50.9%	52.5%	50.4%
% of FP17s for Band 1 Urgent Courses	5	97	5.2%	11.0%	9.3%	9.1%
% of FP17s Relating to Free Repair or Replacements	0	97	0.0%	0.9%	1.0%	0.8%
% of FP17s Relating to Continuations	0	97	0.0%	1.3%	1.5%	1.3%
% of Patients satisfied with the dentistry they have received	0	0	N/A	92.3%	93.1%	92.7%
% of Patients satisfied with the time they had to wait for an appointment	0	0	N/A	88.9%	89.8%	88.8%

\* This is based on patients treated on this contract for their most recent course of treatment. Figures in italics indicate the base number of FP17s or Patient Questionnaire responses are less than 100. N/A is shown where the base number of responses is less than 10 during the period. % is calculated as Quantity/Base number\*100



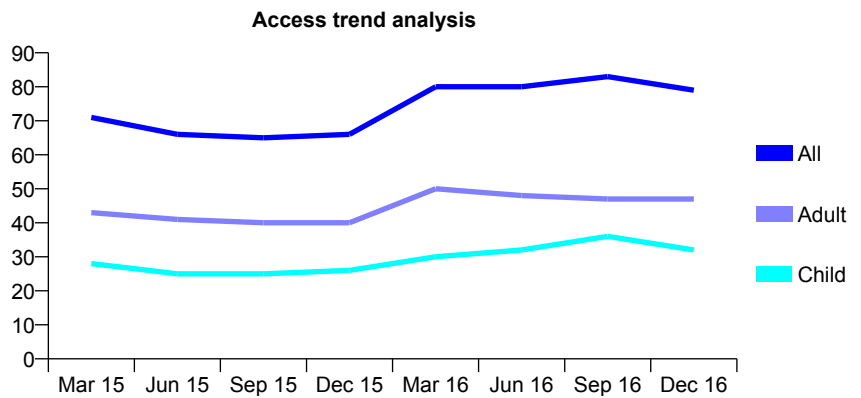
## Q47 - Vital Signs At a Glance Contract Report for 215694/0002 - December 2016

Name or company name	MISS SL CARO
Contract type name	GDS Contract
Purpose of contract	General
Contract start date	01/01/2012
Contract end date	

16/17 Contracted general activity (UDA)	150
Carry forward general activity (UDA)	-3
16/17 Contracted orthodontic activity (UOA)	0
Carry forward orthodontic activity (UOA)	0
Baseline contract value	£2,960.07

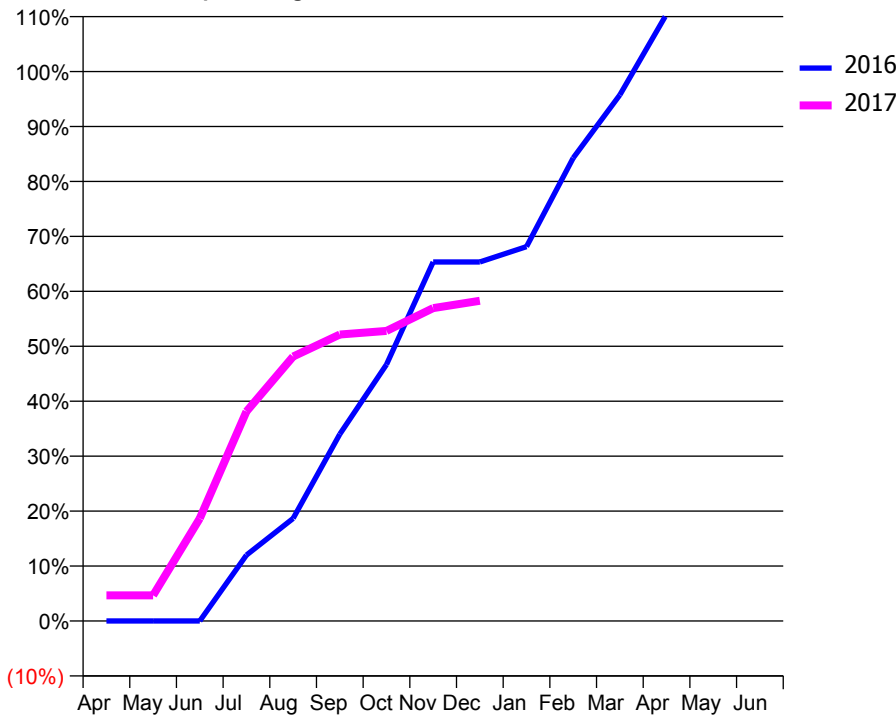
### ACCESS\*

Patients seen in 24 months	Total	Change since previous quarter
Quarter ending December 2015	66	
Quarter ending March 2016	80	↑
Quarter ending June 2016	80	→
Quarter ending September 2016	83	↑
Quarter ending December 2016	79	↓
<b>Variance since December 2015</b>	<b>19.7%</b>	<b>↑</b>



### ACTIVITY

Cumulative percentage of contracted UDA delivered 2016 & 2017



Month	Adjusted Scheduled Activity (UDA)	
	2016	2017
April	0	7
May	0	7
June	0	28
July	18	57
August	28	72
September	51	78
October	70	79
November	98	85
December	98	87
January	102	
February	126	
March	144	
April	166	
May	166	
June	169	

### QUALITY

	Quantity	Base Number	Contract	AT	Region	England
% of FP17s for the same patient ID Re-attending within 3 months - Children	0	29	0.0%	13.0%	13.4%	12.4%
% of FP17s for the same patient ID Re-attending within 3 months - Adults	2	37	5.4%	17.4%	17.3%	16.6%
% of FP17s for the same patient ID Re-attending between 3 & 9 months - Children	16	29	55.2%	57.2%	58.9%	57.5%
% of FP17s for the same patient ID Re-attending between 3 & 9 months - Adults	21	37	56.8%	50.9%	52.5%	50.4%
% of FP17s for Band 1 Urgent Courses	2	57	3.5%	11.0%	9.3%	9.1%
% of FP17s Relating to Free Repair or Replacements	0	57	0.0%	0.9%	1.0%	0.8%
% of FP17s Relating to Continuations	0	57	0.0%	1.3%	1.5%	1.3%
% of Patients satisfied with the dentistry they have received	0	0	N/A	92.3%	93.1%	92.7%
% of Patients satisfied with the time they had to wait for an appointment	0	0	N/A	88.9%	89.8%	88.8%

\* This is based on patients treated on this contract for their most recent course of treatment. Figures in italics indicate the base number of FP17s or Patient Questionnaire responses are less than 100. N/A is shown where the base number of responses is less than 10 during the period. % is calculated as Quantity/Base number\*100

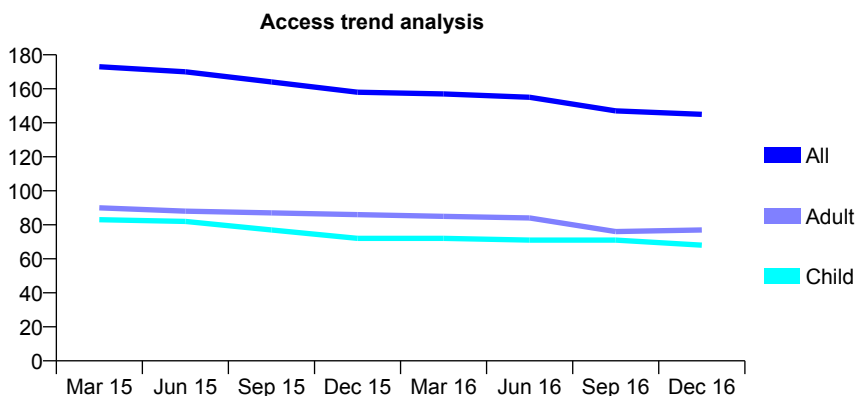
## Q47 - Vital Signs At a Glance Contract Report for 221236/0002 - December 2016

Name or company name	MR PG WINSTANLEY
Contract type name	GDS Contract
Purpose of contract	General
Contract start date	01/05/2012
Contract end date	

16/17 Contracted general activity (UDA)	342
Carry forward general activity (UDA)	0
16/17 Contracted orthodontic activity (UOA)	0
Carry forward orthodontic activity (UOA)	0
Baseline contract value	£12,617.48

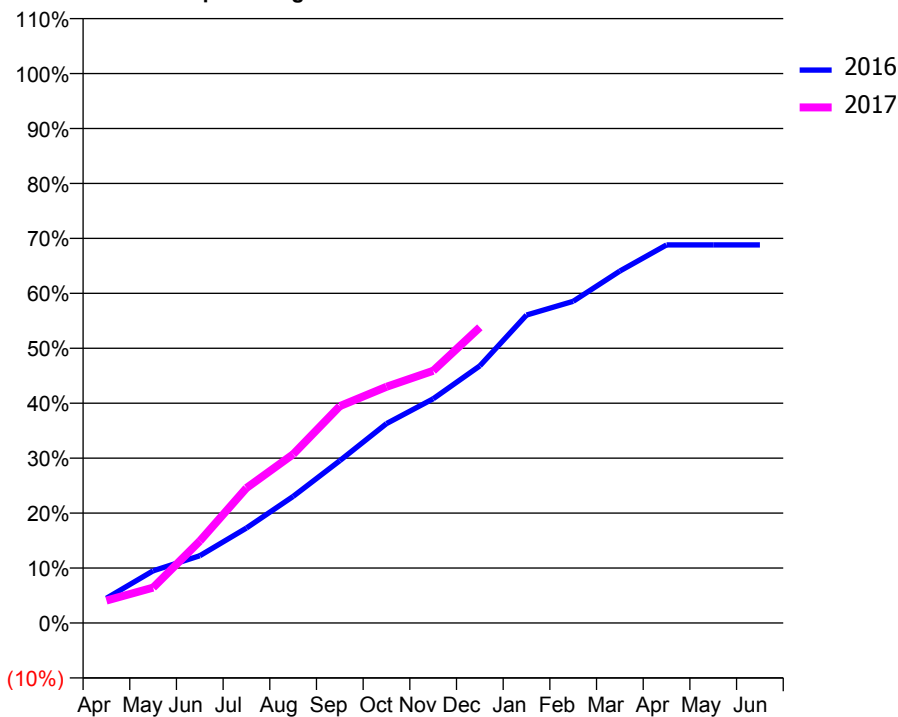
### ACCESS\*

Patients seen in 24 months	Total	Change since previous quarter
Quarter ending December 2015	158	
Quarter ending March 2016	157	→
Quarter ending June 2016	155	↓
Quarter ending September 2016	147	↓
Quarter ending December 2016	145	↓
<b>Variance since December 2015</b>	<b>(8.2%)</b>	<b>↓</b>



### ACTIVITY

Cumulative percentage of contracted UDA delivered 2016 & 2017



Month	Adjusted Scheduled Activity (UDA)	
	2016	2017
April	18	14
May	38	22
June	49	51
July	69	84
August	92	105
September	118	135
October	145	147
November	163	157
December	187	184
January	224	
February	234	
March	256	
April	275	
May	275	
June	275	

### QUALITY

	Quantity	Base Number	Contract	AT	Region	England
% of FP17s for the same patient ID Re-attending within 3 months - Children	1	85	1.2%	13.0%	13.4%	12.4%
% of FP17s for the same patient ID Re-attending within 3 months - Adults	3	62	4.8%	17.4%	17.3%	16.6%
% of FP17s for the same patient ID Re-attending between 3 & 9 months - Children	64	85	75.3%	57.2%	58.9%	57.5%
% of FP17s for the same patient ID Re-attending between 3 & 9 months - Adults	46	62	74.2%	50.9%	52.5%	50.4%
% of FP17s for Band 1 Urgent Courses	0	132	0.0%	11.0%	9.3%	9.1%
% of FP17s Relating to Free Repair or Replacements	0	132	0.0%	0.9%	1.0%	0.8%
% of FP17s Relating to Continuations	0	132	0.0%	1.3%	1.5%	1.3%
% of Patients satisfied with the dentistry they have received	0	0	N/A	92.3%	93.1%	92.7%
% of Patients satisfied with the time they had to wait for an appointment	0	0	N/A	88.9%	89.8%	88.8%

\* This is based on patients treated on this contract for their most recent course of treatment. Figures in italics indicate the base number of FP17s or Patient Questionnaire responses are less than 100. N/A is shown where the base number of responses is less than 10 during the period. % is calculated as Quantity/Base number\*100

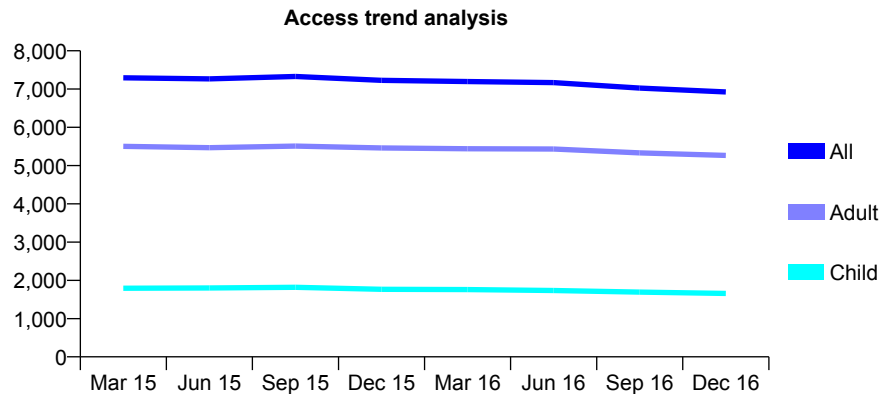
## Q47 - Vital Signs At a Glance Contract Report for 222003/0001 - December 2016

Name or company name	MISS LA SOUTHWORTH
Contract type name	GDS Contract
Purpose of contract	General
Contract start date	01/04/2006
Contract end date	

16/17 Contracted general activity (UDA)	24,250
Carry forward general activity (UDA)	0
16/17 Contracted orthodontic activity (UOA)	0
Carry forward orthodontic activity (UOA)	0
Baseline contract value	£587,752.24

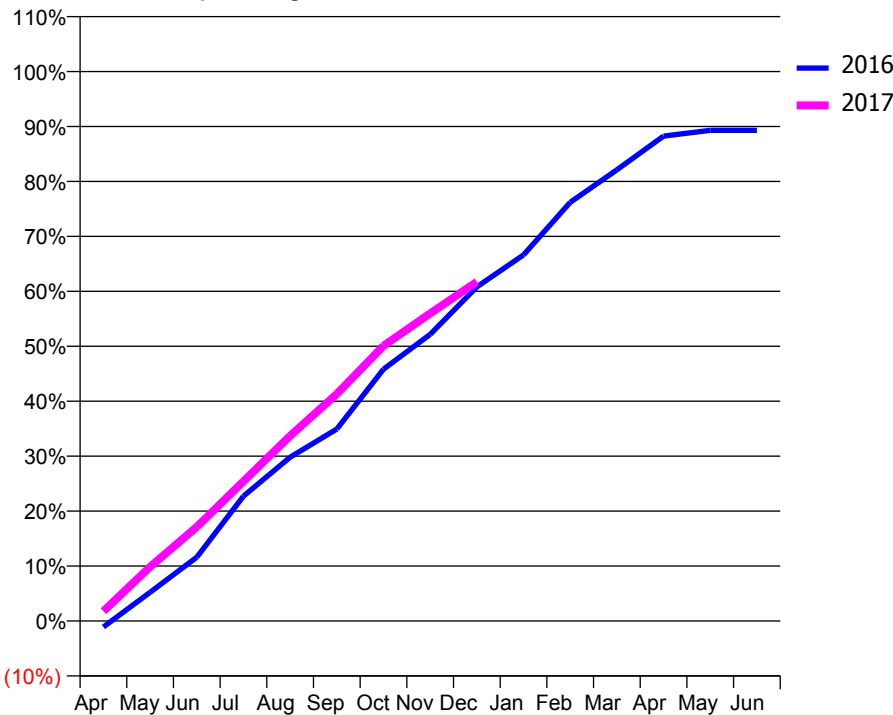
### ACCESS\*

Patients seen in 24 months	Total	Change since previous quarter
Quarter ending December 2015	7,228	
Quarter ending March 2016	7,196	→
Quarter ending June 2016	7,167	→
Quarter ending September 2016	7,025	↓
Quarter ending December 2016	6,923	↓
<b>Variance since December 2015</b>	<b>(4.2%)</b>	<b>↓</b>



### ACTIVITY

Cumulative percentage of contracted UDA delivered 2016 & 2017



Month	Adjusted Scheduled Activity (UDA)	
	2016	2017
April	-266	433
May	1,268	2,393
June	2,816	4,152
July	5,510	6,164
August	7,228	8,169
September	8,472	10,018
October	11,116	12,145
November	12,650	13,570
December	14,746	14,970
January	16,155	
February	18,478	
March	19,913	
April	21,397	
May	21,651	
June	21,651	

### QUALITY

	Quantity	Base Number	Contract	AT	Region	England
% of FP17s for the same patient ID Re-attending within 3 months - Children	293	2,247	13.0%	13.0%	13.4%	12.4%
% of FP17s for the same patient ID Re-attending within 3 months - Adults	1,310	6,485	20.2%	17.4%	17.3%	16.6%
% of FP17s for the same patient ID Re-attending between 3 & 9 months - Children	1,331	2,247	59.2%	57.2%	58.9%	57.5%
% of FP17s for the same patient ID Re-attending between 3 & 9 months - Adults	3,583	6,485	55.3%	50.9%	52.5%	50.4%
% of FP17s for Band 1 Urgent Courses	960	7,864	12.2%	11.0%	9.3%	9.1%
% of FP17s Relating to Free Repair or Replacements	103	7,864	1.3%	0.9%	1.0%	0.8%
% of FP17s Relating to Continuations	49	7,864	0.6%	1.3%	1.5%	1.3%
% of Patients satisfied with the dentistry they have received	6	7	N/A	92.3%	93.1%	92.7%
% of Patients satisfied with the time they had to wait for an appointment	6	7	N/A	88.9%	89.8%	88.8%

\* This is based on patients treated on this contract for their most recent course of treatment. Figures in italics indicate the base number of FP17s or Patient Questionnaire responses are less than 100. N/A is shown where the base number of responses is less than 10 during the period. % is calculated as Quantity/Base number\*100

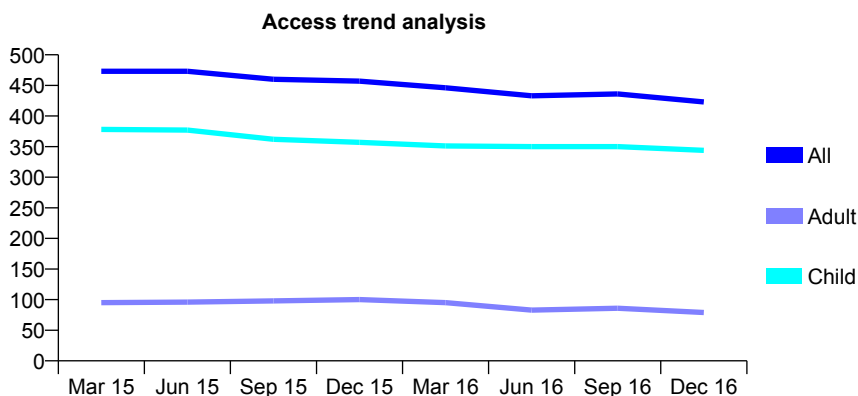
## Q47 - Vital Signs At a Glance Contract Report for 229555/0001 - December 2016

Name or company name	MR D ALLEN
Contract type name	GDS Contract
Purpose of contract	General
Contract start date	01/04/2006
Contract end date	

16/17 Contracted general activity (UDA)	1,600
Carry forward general activity (UDA)	0
16/17 Contracted orthodontic activity (UOA)	0
Carry forward orthodontic activity (UOA)	0
Baseline contract value	£35,182.78

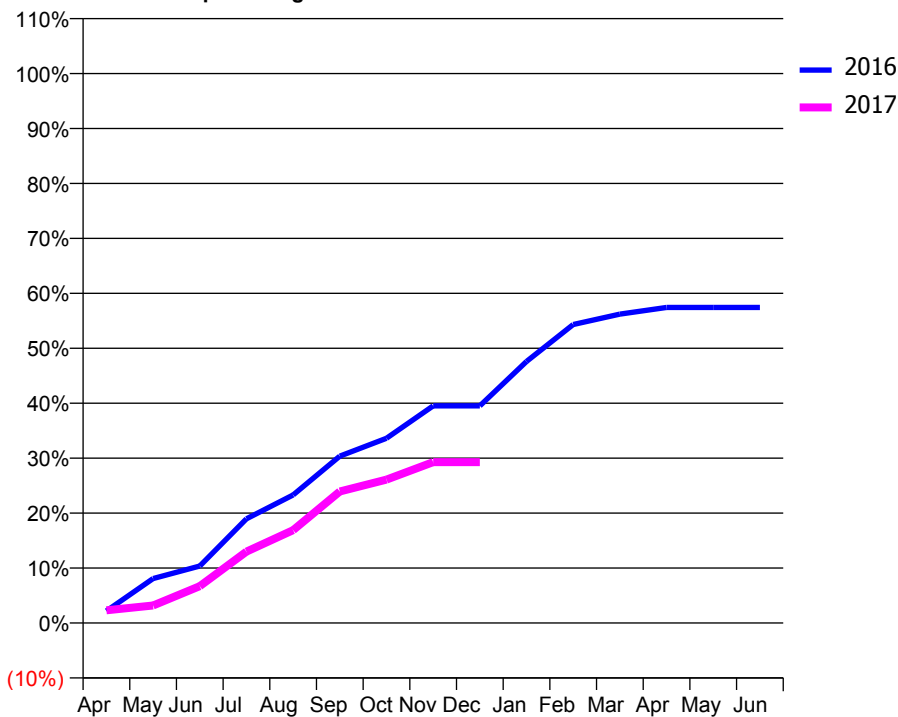
### ACCESS\*

Patients seen in 24 months	Total	Change since previous quarter
Quarter ending December 2015	457	
Quarter ending March 2016	446	↓
Quarter ending June 2016	433	↓
Quarter ending September 2016	436	→
Quarter ending December 2016	423	↓
<b>Variance since December 2015</b>	<b>(7.4%)</b>	<b>↓</b>



### ACTIVITY

Cumulative percentage of contracted UDA delivered 2016 & 2017



Month	Adjusted Scheduled Activity (UDA)	
	2016	2017
April	35	37
May	129	51
June	166	107
July	304	208
August	373	270
September	486	383
October	538	417
November	632	468
December	632	468
January	762	
February	869	
March	899	
April	919	
May	919	
June	919	

### QUALITY

	Quantity	Base Number	Contract	AT	Region	England
% of FP17s for the same patient ID Re-attending within 3 months - Children	19	363	5.2%	13.0%	13.4%	12.4%
% of FP17s for the same patient ID Re-attending within 3 months - Adults	4	31	12.9%	17.4%	17.3%	16.6%
% of FP17s for the same patient ID Re-attending between 3 & 9 months - Children	241	363	66.4%	57.2%	58.9%	57.5%
% of FP17s for the same patient ID Re-attending between 3 & 9 months - Adults	20	31	64.5%	50.9%	52.5%	50.4%
% of FP17s for Band 1 Urgent Courses	12	373	3.2%	11.0%	9.3%	9.1%
% of FP17s Relating to Free Repair or Replacements	0	373	0.0%	0.9%	1.0%	0.8%
% of FP17s Relating to Continuations	0	373	0.0%	1.3%	1.5%	1.3%
% of Patients satisfied with the dentistry they have received	0	0	N/A	92.3%	93.1%	92.7%
% of Patients satisfied with the time they had to wait for an appointment	0	0	N/A	88.9%	89.8%	88.8%

\* This is based on patients treated on this contract for their most recent course of treatment. Figures in italics indicate the base number of FP17s or Patient Questionnaire responses are less than 100. N/A is shown where the base number of responses is less than 10 during the period. % is calculated as Quantity/Base number\*100

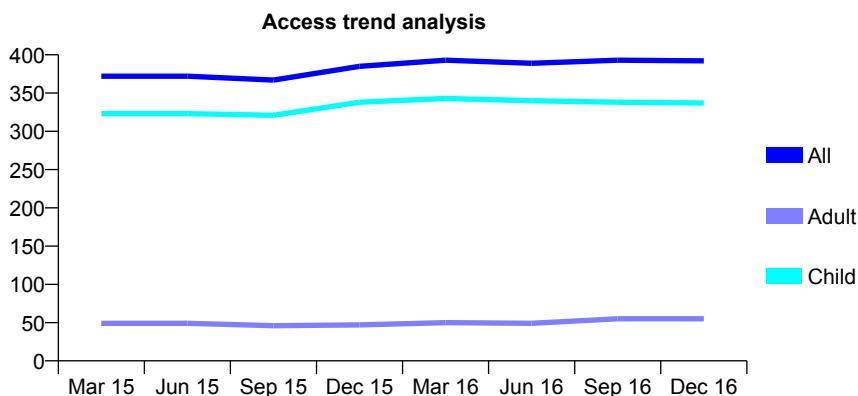
## Q47 - Vital Signs At a Glance Contract Report for 230766/0001 - December 2016

Name or company name	MR CJ BROADBENT
Contract type name	GDS Contract
Purpose of contract	General
Contract start date	01/04/2006
Contract end date	

16/17 Contracted general activity (UDA)	800
Carry forward general activity (UDA)	0
16/17 Contracted orthodontic activity (UOA)	0
Carry forward orthodontic activity (UOA)	0
Baseline contract value	£15,661.15

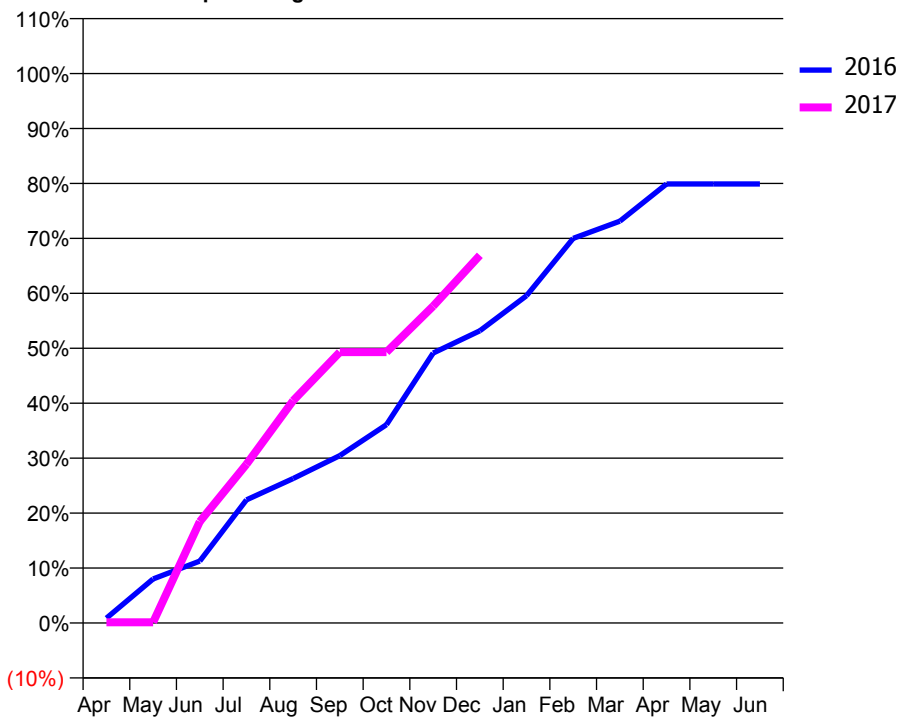
### ACCESS\*

Patients seen in 24 months	Total	Change since previous quarter
Quarter ending December 2015	385	
Quarter ending March 2016	393	↑
Quarter ending June 2016	389	↓
Quarter ending September 2016	393	→
Quarter ending December 2016	392	→
<b>Variance since December 2015</b>	<b>1.8%</b>	<b>→</b>



### ACTIVITY

Cumulative percentage of contracted UDA delivered 2016 & 2017



Month	Adjusted Scheduled Activity (UDA)	
	2016	2017
April	7	1
May	64	1
June	90	148
July	179	231
August	210	324
September	244	394
October	289	394
November	393	461
December	425	535
January	477	
February	560	
March	585	
April	639	
May	639	
June	639	

### QUALITY

	Quantity	Base Number	Contract	AT	Region	England
% of FP17s for the same patient ID Re-attending within 3 months - Children	28	412	6.8%	13.0%	13.4%	12.4%
% of FP17s for the same patient ID Re-attending within 3 months - Adults	0	1	0.0%	17.4%	17.3%	16.6%
% of FP17s for the same patient ID Re-attending between 3 & 9 months - Children	251	412	60.9%	57.2%	58.9%	57.5%
% of FP17s for the same patient ID Re-attending between 3 & 9 months - Adults	1	1	100.0%	50.9%	52.5%	50.4%
% of FP17s for Band 1 Urgent Courses	12	374	3.2%	11.0%	9.3%	9.1%
% of FP17s Relating to Free Repair or Replacements	0	374	0.0%	0.9%	1.0%	0.8%
% of FP17s Relating to Continuations	0	374	0.0%	1.3%	1.5%	1.3%
% of Patients satisfied with the dentistry they have received	0	0	N/A	92.3%	93.1%	92.7%
% of Patients satisfied with the time they had to wait for an appointment	0	0	N/A	88.9%	89.8%	88.8%

\* This is based on patients treated on this contract for their most recent course of treatment. Figures in italics indicate the base number of FP17s or Patient Questionnaire responses are less than 100. N/A is shown where the base number of responses is less than 10 during the period. % is calculated as Quantity/Base number\*100

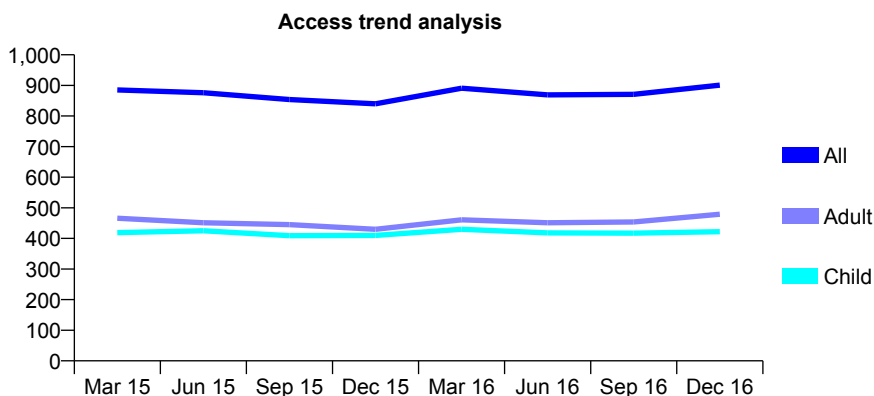
## Q47 - Vital Signs At a Glance Contract Report for 235474/0001 - December 2016

Name or company name	MR MS COLLINSON
Contract type name	GDS Contract
Purpose of contract	General
Contract start date	01/04/2006
Contract end date	

16/17 Contracted general activity (UDA)	1,770
Carry forward general activity (UDA)	-35
16/17 Contracted orthodontic activity (UOA)	0
Carry forward orthodontic activity (UOA)	0
Baseline contract value	£39,377.20

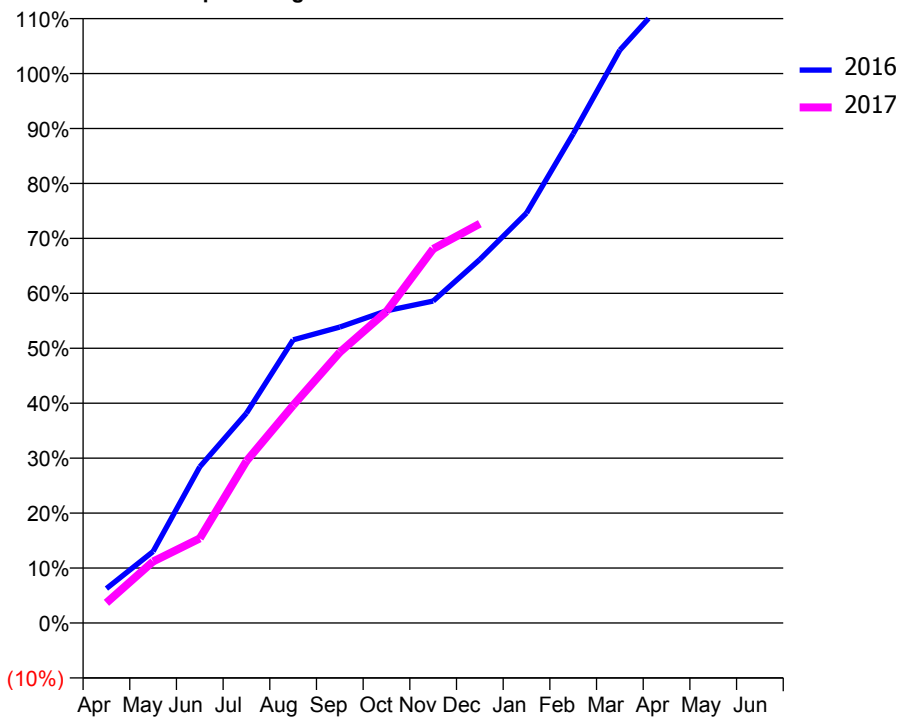
### ACCESS\*

Patients seen in 24 months	Total	Change since previous quarter
Quarter ending December 2015	840	
Quarter ending March 2016	891	↑
Quarter ending June 2016	869	↓
Quarter ending September 2016	871	→
Quarter ending December 2016	901	↑
<b>Variance since December 2015</b>	<b>7.3%</b>	<b>↑</b>



### ACTIVITY

Cumulative percentage of contracted UDA delivered 2016 & 2017



Month	Adjusted Scheduled Activity (UDA)	
	2016	2017
April	111	65
May	230	198
June	503	272
July	676	522
August	912	701
September	953	872
October	1,006	1,004
November	1,037	1,205
December	1,171	1,286
January	1,320	
February	1,576	
March	1,846	
April	2,011	
May	2,011	
June	2,014	

### QUALITY

	Quantity	Base Number	Contract	AT	Region	England
% of FP17s for the same patient ID Re-attending within 3 months - Children	28	401	7.0%	13.0%	13.4%	12.4%
% of FP17s for the same patient ID Re-attending within 3 months - Adults	25	323	7.7%	17.4%	17.3%	16.6%
% of FP17s for the same patient ID Re-attending between 3 & 9 months - Children	246	401	61.3%	57.2%	58.9%	57.5%
% of FP17s for the same patient ID Re-attending between 3 & 9 months - Adults	171	323	52.9%	50.9%	52.5%	50.4%
% of FP17s for Band 1 Urgent Courses	10	646	1.5%	11.0%	9.3%	9.1%
% of FP17s Relating to Free Repair or Replacements	0	646	0.0%	0.9%	1.0%	0.8%
% of FP17s Relating to Continuations	17	646	2.6%	1.3%	1.5%	1.3%
% of Patients satisfied with the dentistry they have received	3	3	N/A	92.3%	93.1%	92.7%
% of Patients satisfied with the time they had to wait for an appointment	3	3	N/A	88.9%	89.8%	88.8%

\* This is based on patients treated on this contract for their most recent course of treatment. Figures in italics indicate the base number of FP17s or Patient Questionnaire responses are less than 100. N/A is shown where the base number of responses is less than 10 during the period. % is calculated as Quantity/Base number\*100

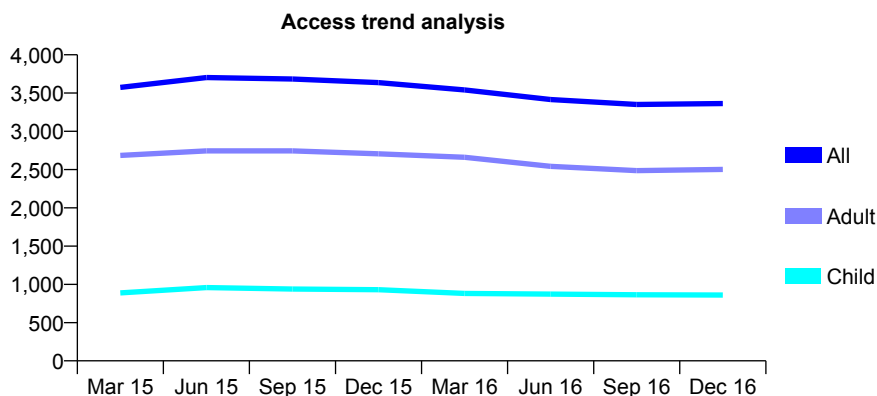
## Q47 - Vital Signs At a Glance Contract Report for 235903/0001 - December 2016

Name or company name	MR J IKRAM
Contract type name	GDS Contract
Purpose of contract	General
Contract start date	02/11/2012
Contract end date	

16/17 Contracted general activity (UDA)	11,181
Carry forward general activity (UDA)	-20
16/17 Contracted orthodontic activity (UOA)	0
Carry forward orthodontic activity (UOA)	0
Baseline contract value	£252,278.22

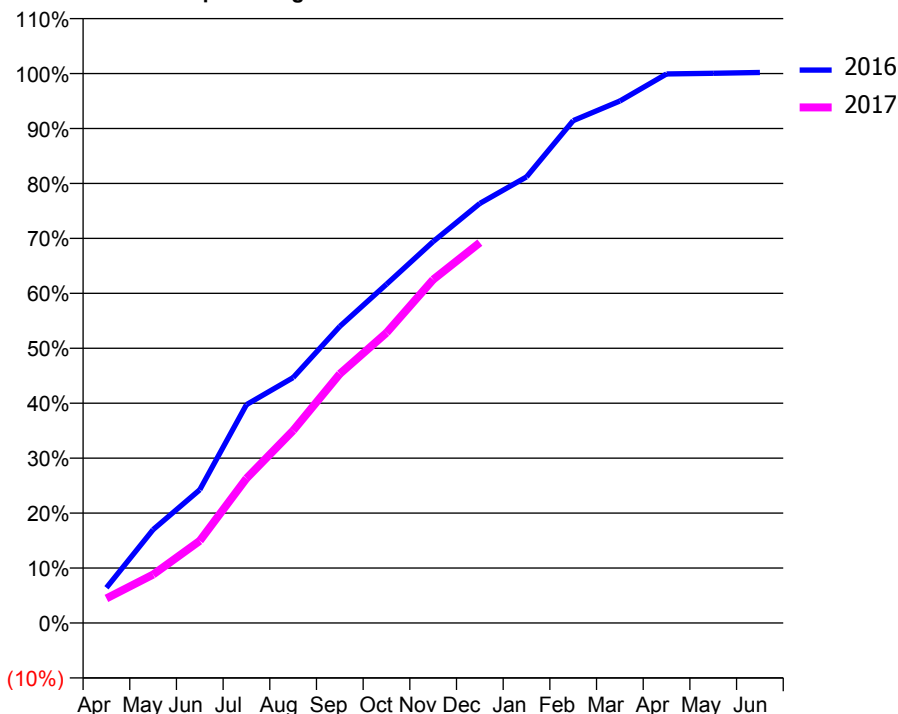
### ACCESS\*

Patients seen in 24 months	Total	Change since previous quarter
Quarter ending December 2015	3,636	
Quarter ending March 2016	3,541	↓
Quarter ending June 2016	3,415	↓
Quarter ending September 2016	3,351	↓
Quarter ending December 2016	3,363	→
<b>Variance since December 2015</b>	<b>(7.5%)</b>	<b>↓</b>



### ACTIVITY

Cumulative percentage of contracted UDA delivered 2016 & 2017



Month	Adjusted Scheduled Activity (UDA)	
	2016	2017
April	718	499
May	1,901	986
June	2,712	1,672
July	4,444	2,941
August	4,993	3,917
September	6,037	5,070
October	6,894	5,905
November	7,760	6,989
December	8,538	7,738
January	9,078	
February	10,223	
March	10,621	
April	11,172	
May	11,187	
June	11,201	

### QUALITY

	Quantity	Base Number	Contract	AT	Region	England
% of FP17s for the same patient ID Re-attending within 3 months - Children	122	918	13.3%	13.0%	13.4%	12.4%
% of FP17s for the same patient ID Re-attending within 3 months - Adults	553	2,708	20.4%	17.4%	17.3%	16.6%
% of FP17s for the same patient ID Re-attending between 3 & 9 months - Children	418	918	45.5%	57.2%	58.9%	57.5%
% of FP17s for the same patient ID Re-attending between 3 & 9 months - Adults	1,345	2,708	49.7%	50.9%	52.5%	50.4%
% of FP17s for Band 1 Urgent Courses	436	3,319	13.1%	11.0%	9.3%	9.1%
% of FP17s Relating to Free Repair or Replacements	17	3,319	0.5%	0.9%	1.0%	0.8%
% of FP17s Relating to Continuations	22	3,319	0.7%	1.3%	1.5%	1.3%
% of Patients satisfied with the dentistry they have received	7	8	N/A	92.3%	93.1%	92.7%
% of Patients satisfied with the time they had to wait for an appointment	7	8	N/A	88.9%	89.8%	88.8%

\* This is based on patients treated on this contract for their most recent course of treatment. Figures in italics indicate the base number of FP17s or Patient Questionnaire responses are less than 100. N/A is shown where the base number of responses is less than 10 during the period. % is calculated as Quantity/Base number\*100



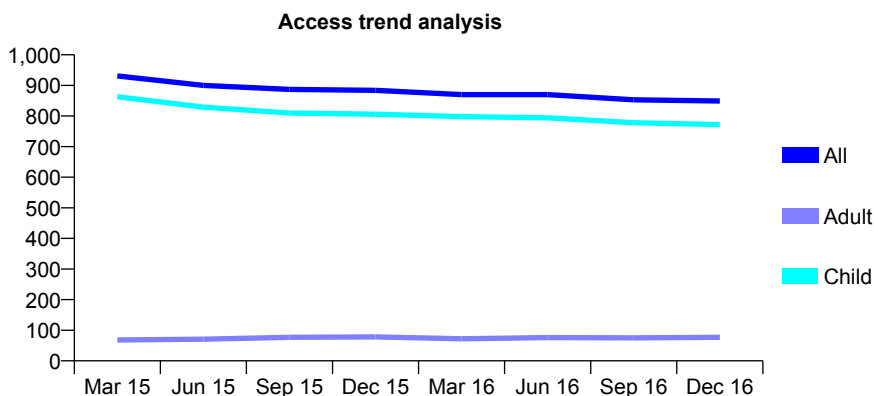
## Q47 - Vital Signs At a Glance Contract Report for 245305/0001 - December 2016

Name or company name	MR DJ PATTISON
Contract type name	GDS Contract
Purpose of contract	General
Contract start date	01/04/2006
Contract end date	

16/17 Contracted general activity (UDA)	1,800
Carry forward general activity (UDA)	0
16/17 Contracted orthodontic activity (UOA)	0
Carry forward orthodontic activity (UOA)	0
Baseline contract value	£43,232.83

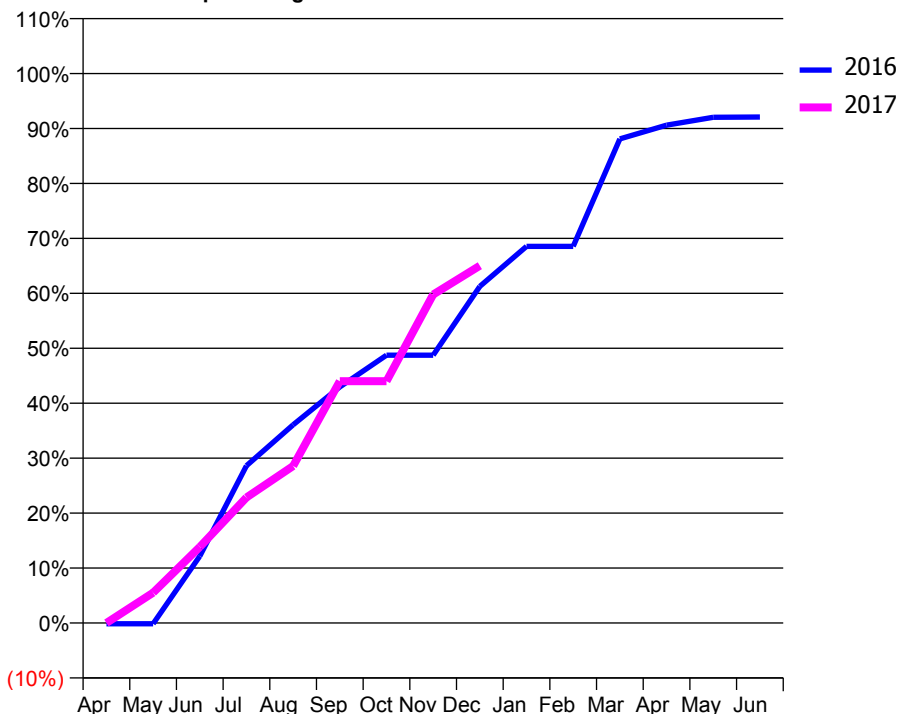
### ACCESS\*

Patients seen in 24 months	Total	Change since previous quarter
Quarter ending December 2015	884	
Quarter ending March 2016	870	↓
Quarter ending June 2016	870	→
Quarter ending September 2016	853	↓
Quarter ending December 2016	849	→
<b>Variance since December 2015</b>	<b>(4.0%)</b>	<b>↓</b>



### ACTIVITY

Cumulative percentage of contracted UDA delivered 2016 & 2017



Month	Adjusted Scheduled Activity (UDA)	
	2016	2017
April	-3	0
May	-3	99
June	219	249
July	515	411
August	649	514
September	773	792
October	877	792
November	877	1,076
December	1,103	1,170
January	1,234	
February	1,234	
March	1,586	
April	1,631	
May	1,656	
June	1,657	

### QUALITY

	Quantity	Base Number	Contract	AT	Region	England
% of FP17s for the same patient ID Re-attending within 3 months - Children	64	952	6.7%	13.0%	13.4%	12.4%
% of FP17s for the same patient ID Re-attending within 3 months - Adults	0	2	0.0%	17.4%	17.3%	16.6%
% of FP17s for the same patient ID Re-attending between 3 & 9 months - Children	699	952	73.4%	57.2%	58.9%	57.5%
% of FP17s for the same patient ID Re-attending between 3 & 9 months - Adults	2	2	100.0%	50.9%	52.5%	50.4%
% of FP17s for Band 1 Urgent Courses	2	897	0.2%	11.0%	9.3%	9.1%
% of FP17s Relating to Free Repair or Replacements	0	897	0.0%	0.9%	1.0%	0.8%
% of FP17s Relating to Continuations	0	897	0.0%	1.3%	1.5%	1.3%
% of Patients satisfied with the dentistry they have received	0	0	N/A	92.3%	93.1%	92.7%
% of Patients satisfied with the time they had to wait for an appointment	0	0	N/A	88.9%	89.8%	88.8%

\* This is based on patients treated on this contract for their most recent course of treatment. Figures in italics indicate the base number of FP17s or Patient Questionnaire responses are less than 100. N/A is shown where the base number of responses is less than 10 during the period. % is calculated as Quantity/Base number\*100

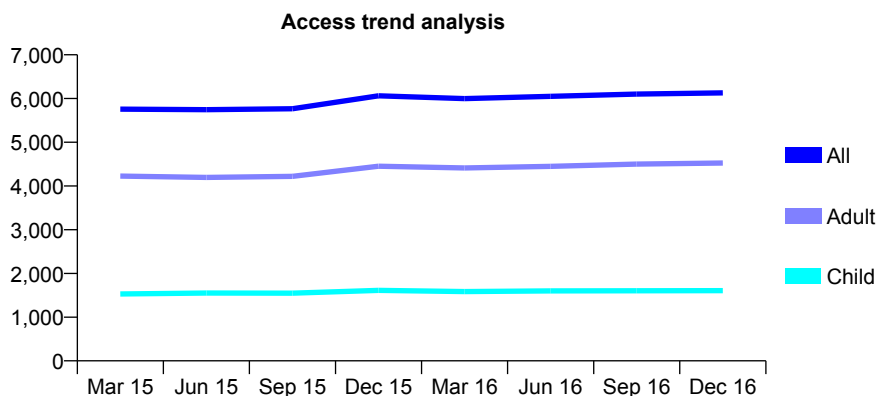
## Q47 - Vital Signs At a Glance Contract Report for 258733/0001 - December 2016

Name or company name	MR A GHAFLOOR
Contract type name	GDS Contract
Purpose of contract	General
Contract start date	01/04/2006
Contract end date	

16/17 Contracted general activity (UDA)	19,515
Carry forward general activity (UDA)	109
16/17 Contracted orthodontic activity (UOA)	0
Carry forward orthodontic activity (UOA)	0
Baseline contract value	£598,491.37

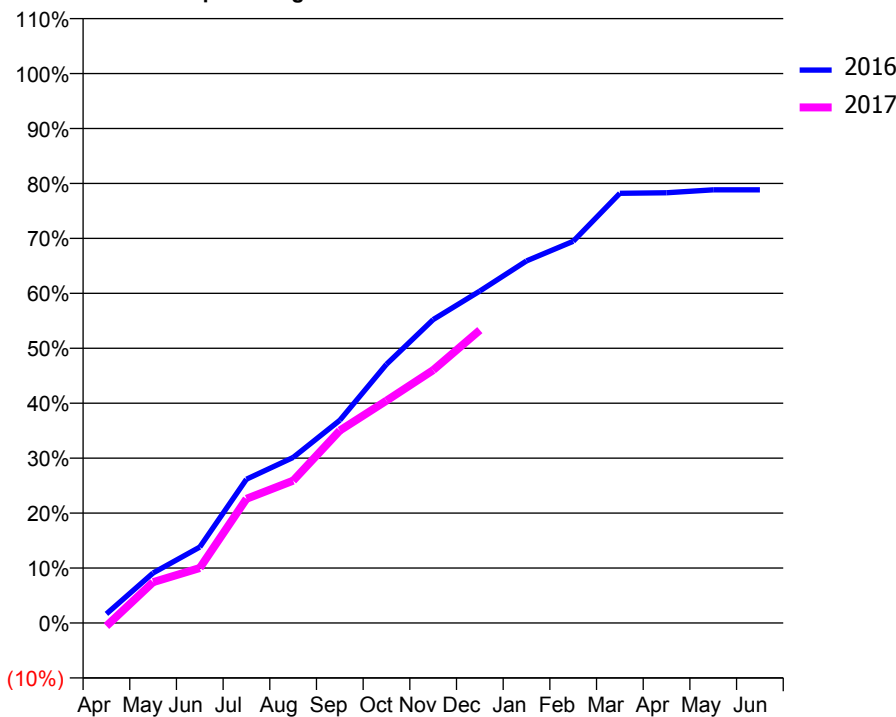
### ACCESS\*

Patients seen in 24 months	Total	Change since previous quarter
Quarter ending December 2015	6,063	
Quarter ending March 2016	5,998	↓
Quarter ending June 2016	6,051	→
Quarter ending September 2016	6,101	→
Quarter ending December 2016	6,130	→
<b>Variance since December 2015</b>	<b>1.1%</b>	<b>→</b>



### ACTIVITY

Cumulative percentage of contracted UDA delivered 2016 & 2017



Month	Adjusted Scheduled Activity (UDA)	
	2016	2017
April	323	-109
May	1,777	1,453
June	2,696	1,954
July	5,110	4,414
August	5,881	5,057
September	7,200	6,836
October	9,191	7,896
November	10,778	8,981
December	11,791	10,402
January	12,861	
February	13,557	
March	15,262	
April	15,282	
May	15,383	
June	15,383	

### QUALITY

	Quantity	Base Number	Contract	AT	Region	England
% of FP17s for the same patient ID Re-attending within 3 months - Children	368	2,140	17.2%	13.0%	13.4%	12.4%
% of FP17s for the same patient ID Re-attending within 3 months - Adults	787	4,987	15.8%	17.4%	17.3%	16.6%
% of FP17s for the same patient ID Re-attending between 3 & 9 months - Children	1,349	2,140	63.0%	57.2%	58.9%	57.5%
% of FP17s for the same patient ID Re-attending between 3 & 9 months - Adults	2,972	4,987	59.6%	50.9%	52.5%	50.4%
% of FP17s for Band 1 Urgent Courses	278	6,492	4.3%	11.0%	9.3%	9.1%
% of FP17s Relating to Free Repair or Replacements	27	6,492	0.4%	0.9%	1.0%	0.8%
% of FP17s Relating to Continuations	26	6,492	0.4%	1.3%	1.5%	1.3%
% of Patients satisfied with the dentistry they have received	7	7	N/A	92.3%	93.1%	92.7%
% of Patients satisfied with the time they had to wait for an appointment	7	7	N/A	88.9%	89.8%	88.8%

\* This is based on patients treated on this contract for their most recent course of treatment. Figures in italics indicate the base number of FP17s or Patient Questionnaire responses are less than 100. N/A is shown where the base number of responses is less than 10 during the period. % is calculated as Quantity/Base number\*100

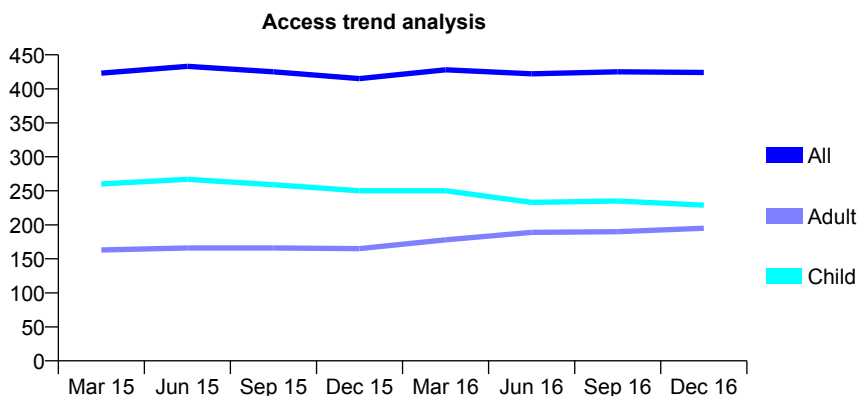
## Q47 - Vital Signs At a Glance Contract Report for 293172/0002 - December 2016

Name or company name	MR DE BOWLES
Contract type name	GDS Contract
Purpose of contract	General
Contract start date	01/04/2006
Contract end date	

16/17 Contracted general activity (UDA)	1,830
Carry forward general activity (UDA)	0
16/17 Contracted orthodontic activity (UOA)	0
Carry forward orthodontic activity (UOA)	0
Baseline contract value	£35,891.23

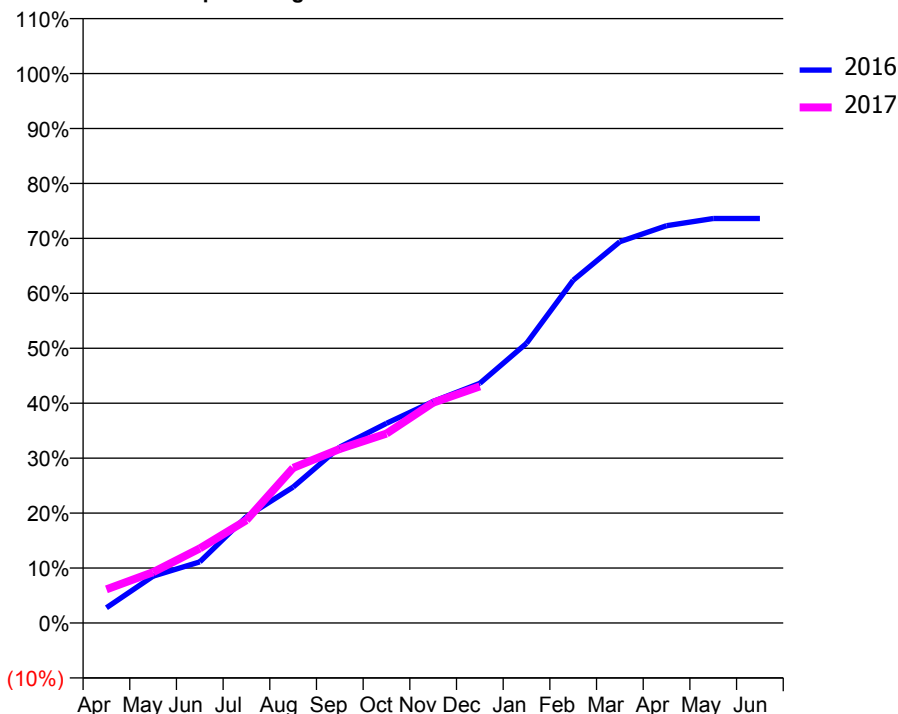
### ACCESS\*

Patients seen in 24 months	Total	Change since previous quarter
Quarter ending December 2015	415	
Quarter ending March 2016	428	↑
Quarter ending June 2016	422	↓
Quarter ending September 2016	425	→
Quarter ending December 2016	424	→
<b>Variance since December 2015</b>	<b>2.2%</b>	<b>↑</b>



### ACTIVITY

Cumulative percentage of contracted UDA delivered 2016 & 2017



Month	Adjusted Scheduled Activity (UDA)	
	2016	2017
April	51	112
May	156	169
June	204	248
July	354	342
August	453	517
September	586	580
October	665	631
November	738	734
December	798	788
January	931	
February	1,141	
March	1,270	
April	1,323	
May	1,347	
June	1,347	

### QUALITY

	Quantity	Base Number	Contract	AT	Region	England
% of FP17s for the same patient ID Re-attending within 3 months - Children	28	267	10.5%	13.0%	13.4%	12.4%
% of FP17s for the same patient ID Re-attending within 3 months - Adults	26	181	14.4%	17.4%	17.3%	16.6%
% of FP17s for the same patient ID Re-attending between 3 & 9 months - Children	177	267	66.3%	57.2%	58.9%	57.5%
% of FP17s for the same patient ID Re-attending between 3 & 9 months - Adults	113	181	62.4%	50.9%	52.5%	50.4%
% of FP17s for Band 1 Urgent Courses	5	416	1.2%	11.0%	9.3%	9.1%
% of FP17s Relating to Free Repair or Replacements	0	416	0.0%	0.9%	1.0%	0.8%
% of FP17s Relating to Continuations	20	416	4.8%	1.3%	1.5%	1.3%
% of Patients satisfied with the dentistry they have received	2	2	N/A	92.3%	93.1%	92.7%
% of Patients satisfied with the time they had to wait for an appointment	2	2	N/A	88.9%	89.8%	88.8%

\* This is based on patients treated on this contract for their most recent course of treatment. Figures in italics indicate the base number of FP17s or Patient Questionnaire responses are less than 100. N/A is shown where the base number of responses is less than 10 during the period. % is calculated as Quantity/Base number\*100

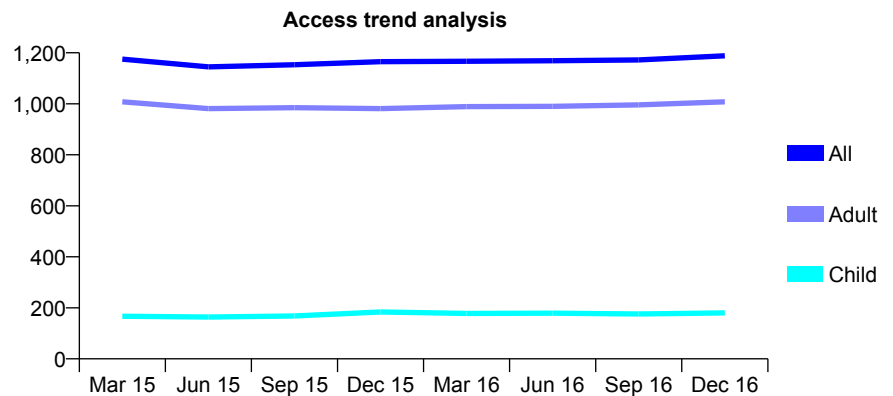
## Q47 - Vital Signs At a Glance Contract Report for 310395/0001 - December 2016

Name or company name	MR PD MITCHELL
Contract type name	GDS Contract
Purpose of contract	General
Contract start date	01/04/2006
Contract end date	

16/17 Contracted general activity (UDA)	4,491
Carry forward general activity (UDA)	343
16/17 Contracted orthodontic activity (UOA)	0
Carry forward orthodontic activity (UOA)	0
Baseline contract value	£106,260.11

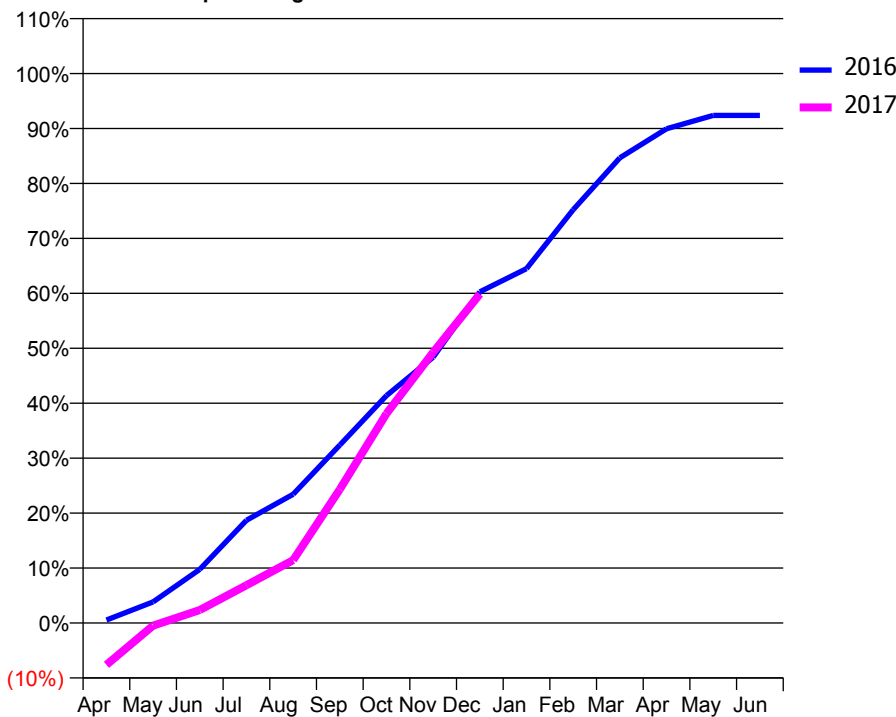
### ACCESS\*

Patients seen in 24 months	Total	Change since previous quarter
Quarter ending December 2015	1,165	
Quarter ending March 2016	1,167	→
Quarter ending June 2016	1,169	→
Quarter ending September 2016	1,172	→
Quarter ending December 2016	1,188	→
<b>Variance since December 2015</b>	<b>2.0%</b>	<b>→</b>



### ACTIVITY

Cumulative percentage of contracted UDA delivered 2016 & 2017



Month	Adjusted Scheduled Activity (UDA)	
	2016	2017
April	25	-343
May	172	-22
June	439	106
July	840	309
August	1,052	514
September	1,455	1,093
October	1,859	1,712
November	2,173	2,213
December	2,706	2,688
January	2,896	
February	3,378	
March	3,802	
April	4,039	
May	4,148	
June	4,148	

### QUALITY

	Quantity	Base Number	Contract	AT	Region	England
% of FP17s for the same patient ID Re-attending within 3 months - Children	10	203	4.9%	13.0%	13.4%	12.4%
% of FP17s for the same patient ID Re-attending within 3 months - Adults	216	1,253	17.2%	17.4%	17.3%	16.6%
% of FP17s for the same patient ID Re-attending between 3 & 9 months - Children	121	203	59.6%	57.2%	58.9%	57.5%
% of FP17s for the same patient ID Re-attending between 3 & 9 months - Adults	750	1,253	59.9%	50.9%	52.5%	50.4%
% of FP17s for Band 1 Urgent Courses	45	1,287	3.5%	11.0%	9.3%	9.1%
% of FP17s Relating to Free Repair or Replacements	25	1,287	1.9%	0.9%	1.0%	0.8%
% of FP17s Relating to Continuations	24	1,287	1.9%	1.3%	1.5%	1.3%
% of Patients satisfied with the dentistry they have received	8	8	N/A	92.3%	93.1%	92.7%
% of Patients satisfied with the time they had to wait for an appointment	8	8	N/A	88.9%	89.8%	88.8%

\* This is based on patients treated on this contract for their most recent course of treatment. Figures in italics indicate the base number of FP17s or Patient Questionnaire responses are less than 100. N/A is shown where the base number of responses is less than 10 during the period. % is calculated as Quantity/Base number\*100

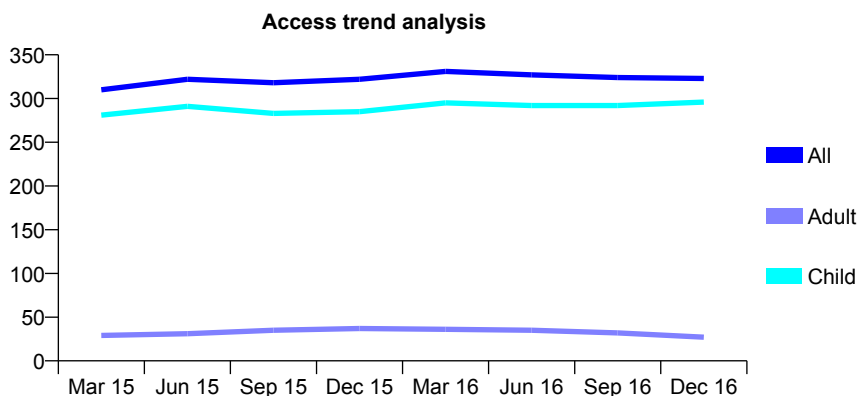
## Q47 - Vital Signs At a Glance Contract Report for 322938/0001 - December 2016

Name or company name	MISS DE HASLEHURST
Contract type name	GDS Contract
Purpose of contract	General
Contract start date	01/04/2006
Contract end date	

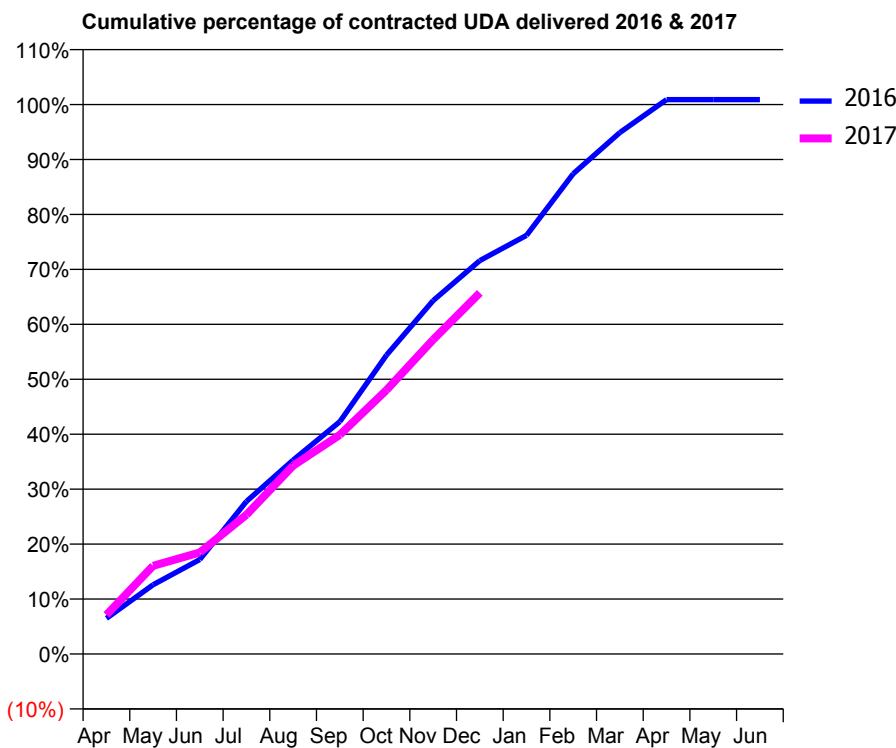
16/17 Contracted general activity (UDA)	785
Carry forward general activity (UDA)	-7
16/17 Contracted orthodontic activity (UOA)	0
Carry forward orthodontic activity (UOA)	0
Baseline contract value	£18,064.11

### ACCESS\*

Patients seen in 24 months	Total	Change since previous quarter
Quarter ending December 2015	322	
Quarter ending March 2016	331	↑
Quarter ending June 2016	327	↓
Quarter ending September 2016	324	→
Quarter ending December 2016	323	→
<b>Variance since December 2015</b>	<b>0.3%</b>	<b>→</b>



### ACTIVITY



Month	Adjusted Scheduled Activity (UDA)	
	2016	2017
April	51	56
May	99	126
June	135	145
July	218	199
August	277	269
September	332	313
October	427	377
November	505	449
December	562	516
January	598	
February	686	
March	745	
April	792	
May	792	
June	792	

### QUALITY

	Quantity	Base Number	Contract	AT	Region	England
% of FP17s for the same patient ID Re-attending within 3 months - Children	51	412	12.4%	13.0%	13.4%	12.4%
% of FP17s for the same patient ID Re-attending within 3 months - Adults	0	0	N/A	17.4%	17.3%	16.6%
% of FP17s for the same patient ID Re-attending between 3 & 9 months - Children	292	412	70.9%	57.2%	58.9%	57.5%
% of FP17s for the same patient ID Re-attending between 3 & 9 months - Adults	0	0	N/A	50.9%	52.5%	50.4%
% of FP17s for Band 1 Urgent Courses	0	375	0.0%	11.0%	9.3%	9.1%
% of FP17s Relating to Free Repair or Replacements	0	375	0.0%	0.9%	1.0%	0.8%
% of FP17s Relating to Continuations	5	375	1.3%	1.3%	1.5%	1.3%
% of Patients satisfied with the dentistry they have received	0	0	N/A	92.3%	93.1%	92.7%
% of Patients satisfied with the time they had to wait for an appointment	0	0	N/A	88.9%	89.8%	88.8%

\* This is based on patients treated on this contract for their most recent course of treatment. Figures in italics indicate the base number of FP17s or Patient Questionnaire responses are less than 100. N/A is shown where the base number of responses is less than 10 during the period. % is calculated as Quantity/Base number\*100

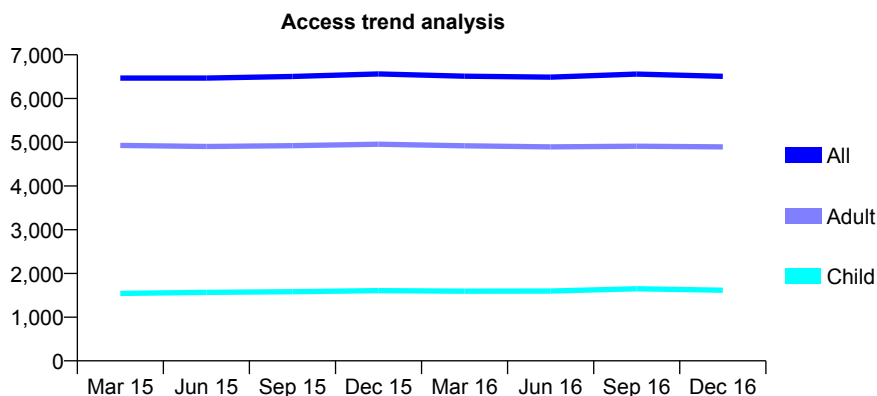
## Q47 - Vital Signs At a Glance Contract Report for 323918/0001 - December 2016

Name or company name	MR K NANTHEESAN
Contract type name	GDS Contract
Purpose of contract	General
Contract start date	01/04/2006
Contract end date	

16/17 Contracted general activity (UDA)	23,517
Carry forward general activity (UDA)	0
16/17 Contracted orthodontic activity (UOA)	0
Carry forward orthodontic activity (UOA)	0
Baseline contract value	£647,021.19

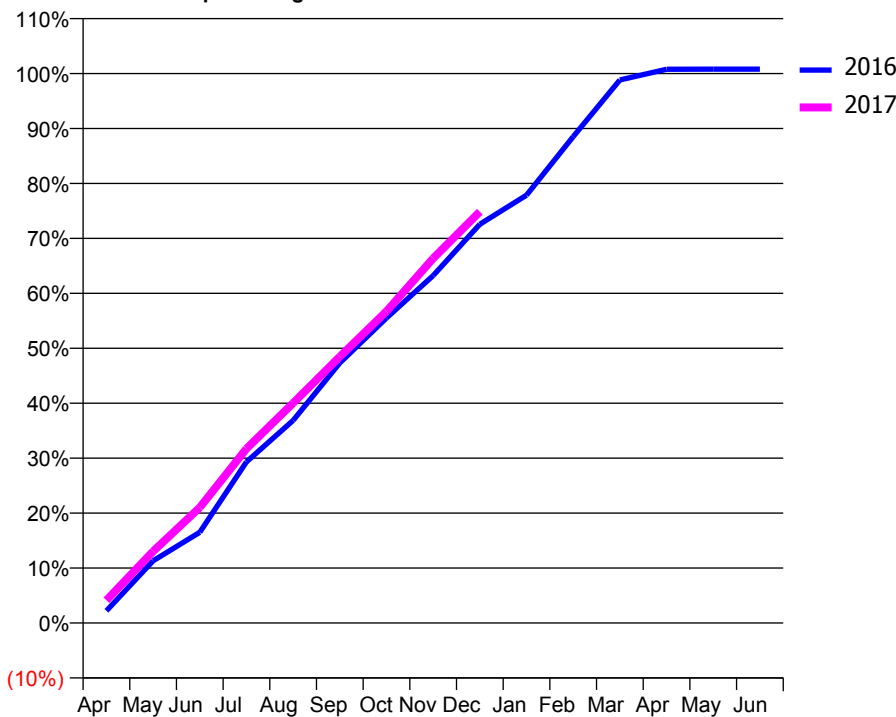
### ACCESS\*

Patients seen in 24 months	Total	Change since previous quarter
Quarter ending December 2015	6,561	
Quarter ending March 2016	6,511	→
Quarter ending June 2016	6,490	→
Quarter ending September 2016	6,558	→
Quarter ending December 2016	6,508	→
<b>Variance since December 2015</b>	<b>(0.8%)</b>	→



### ACTIVITY

Cumulative percentage of contracted UDA delivered 2016 & 2017



Month	Adjusted Scheduled Activity (UDA)	
	2016	2017
April	522	974
May	2,661	3,070
June	3,883	4,945
July	6,899	7,463
August	8,671	9,414
September	11,130	11,402
October	13,052	13,340
November	14,871	15,604
December	17,068	17,604
January	18,309	
February	20,816	
March	23,239	
April	23,695	
May	23,704	
June	23,705	

### QUALITY

	Quantity	Base Number	Contract	AT	Region	England
% of FP17s for the same patient ID Re-attending within 3 months - Children	89	1,766	5.0%	13.0%	13.4%	12.4%
% of FP17s for the same patient ID Re-attending within 3 months - Adults	681	5,063	13.5%	17.4%	17.3%	16.6%
% of FP17s for the same patient ID Re-attending between 3 & 9 months - Children	1,101	1,766	62.3%	57.2%	58.9%	57.5%
% of FP17s for the same patient ID Re-attending between 3 & 9 months - Adults	2,850	5,063	56.3%	50.9%	52.5%	50.4%
% of FP17s for Band 1 Urgent Courses	368	6,600	5.6%	11.0%	9.3%	9.1%
% of FP17s Relating to Free Repair or Replacements	65	6,600	1.0%	0.9%	1.0%	0.8%
% of FP17s Relating to Continuations	38	6,600	0.6%	1.3%	1.5%	1.3%
% of Patients satisfied with the dentistry they have received	18	18	100.0%	92.3%	93.1%	92.7%
% of Patients satisfied with the time they had to wait for an appointment	17	18	94.4%	88.9%	89.8%	88.8%

\* This is based on patients treated on this contract for their most recent course of treatment. Figures in italics indicate the base number of FP17s or Patient Questionnaire responses are less than 100. N/A is shown where the base number of responses is less than 10 during the period. % is calculated as Quantity/Base number\*100

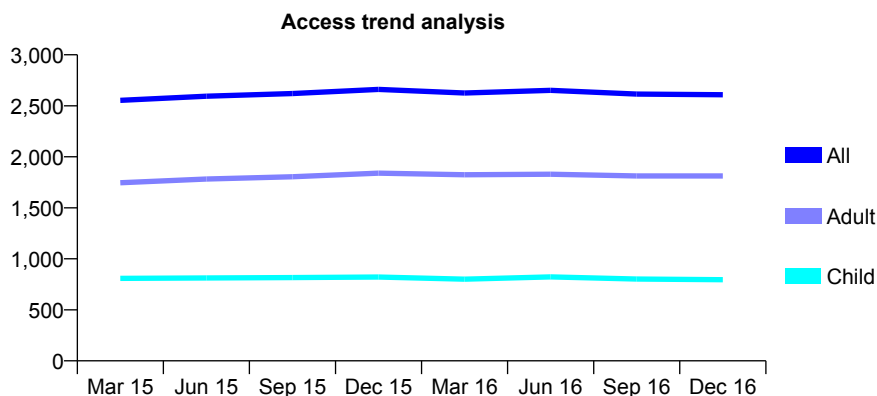
## Q47 - Vital Signs At a Glance Contract Report for 330426/0001 - December 2016

Name or company name	MR P BARRAND
Contract type name	GDS Contract
Purpose of contract	General
Contract start date	01/04/2006
Contract end date	

16/17 Contracted general activity (UDA)	7,666
Carry forward general activity (UDA)	101
16/17 Contracted orthodontic activity (UOA)	0
Carry forward orthodontic activity (UOA)	0
Baseline contract value	£214,970.50

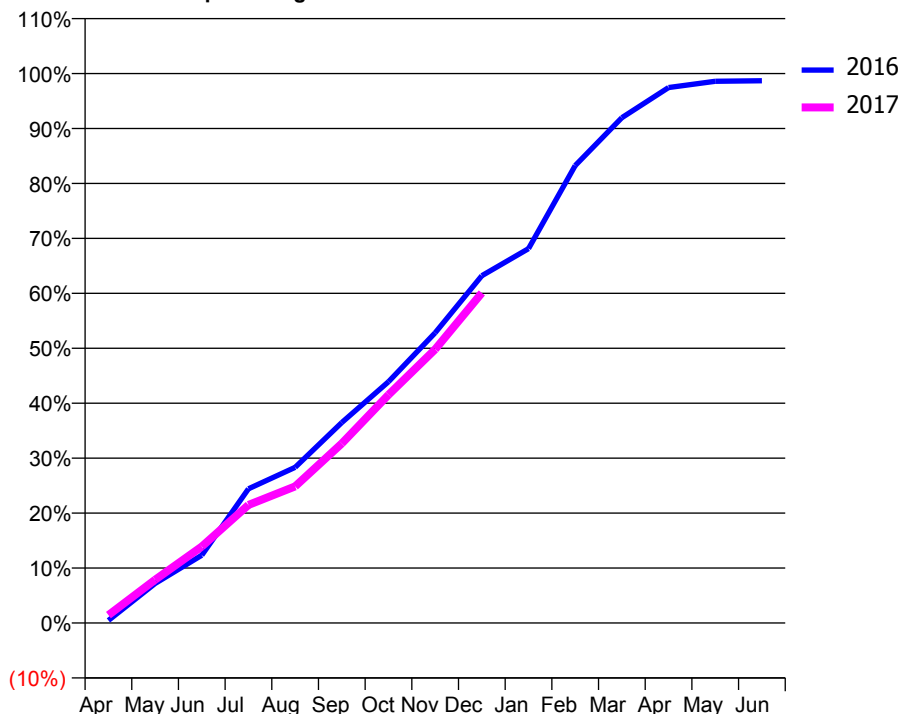
### ACCESS\*

Patients seen in 24 months	Total	Change since previous quarter
Quarter ending December 2015	2,661	
Quarter ending March 2016	2,625	↓
Quarter ending June 2016	2,652	→
Quarter ending September 2016	2,615	↓
Quarter ending December 2016	2,608	→
<b>Variance since December 2015</b>	<b>(2.0%)</b>	<b>↓</b>



### ACTIVITY

Cumulative percentage of contracted UDA delivered 2016 & 2017



Month	Adjusted Scheduled Activity (UDA)	
	2016	2017
April	37	110
May	552	604
June	946	1,068
July	1,872	1,646
August	2,172	1,905
September	2,797	2,505
October	3,366	3,184
November	4,049	3,818
December	4,846	4,606
January	5,222	
February	6,381	
March	7,049	
April	7,470	
May	7,558	
June	7,565	

### QUALITY

	Quantity	Base Number	Contract	AT	Region	England
% of FP17s for the same patient ID Re-attending within 3 months - Children	68	762	8.9%	13.0%	13.4%	12.4%
% of FP17s for the same patient ID Re-attending within 3 months - Adults	156	1,375	11.3%	17.4%	17.3%	16.6%
% of FP17s for the same patient ID Re-attending between 3 & 9 months - Children	371	762	48.7%	57.2%	58.9%	57.5%
% of FP17s for the same patient ID Re-attending between 3 & 9 months - Adults	489	1,375	35.6%	50.9%	52.5%	50.4%
% of FP17s for Band 1 Urgent Courses	89	1,937	4.6%	11.0%	9.3%	9.1%
% of FP17s Relating to Free Repair or Replacements	4	1,937	0.2%	0.9%	1.0%	0.8%
% of FP17s Relating to Continuations	23	1,937	1.2%	1.3%	1.5%	1.3%
% of Patients satisfied with the dentistry they have received	6	6	N/A	92.3%	93.1%	92.7%
% of Patients satisfied with the time they had to wait for an appointment	6	6	N/A	88.9%	89.8%	88.8%

\* This is based on patients treated on this contract for their most recent course of treatment. Figures in italics indicate the base number of FP17s or Patient Questionnaire responses are less than 100. N/A is shown where the base number of responses is less than 10 during the period. % is calculated as Quantity/Base number\*100



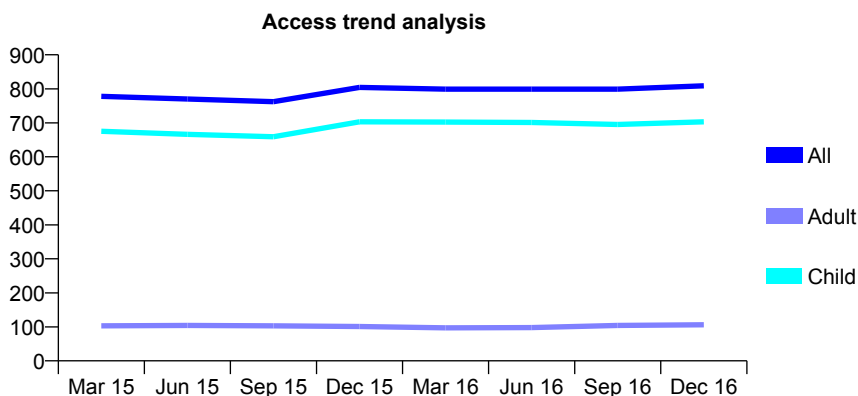
## Q47 - Vital Signs At a Glance Contract Report for 330892/0001 - December 2016

Name or company name	MISS KG LAMB
Contract type name	GDS Contract
Purpose of contract	General
Contract start date	01/04/2006
Contract end date	

16/17 Contracted general activity (UDA)	1,500
Carry forward general activity (UDA)	25
16/17 Contracted orthodontic activity (UOA)	0
Carry forward orthodontic activity (UOA)	0
Baseline contract value	£35,368.97

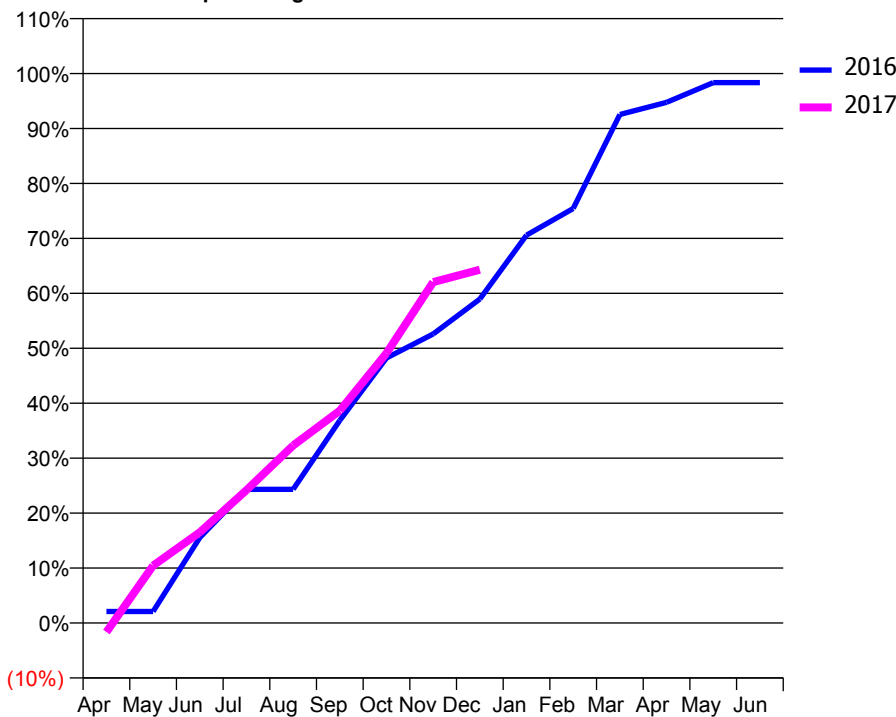
### ACCESS\*

Patients seen in 24 months	Total	Change since previous quarter
Quarter ending December 2015	804	
Quarter ending March 2016	799	→
Quarter ending June 2016	799	→
Quarter ending September 2016	799	→
Quarter ending December 2016	809	→
<b>Variance since December 2015</b>	<b>0.6%</b>	<b>→</b>



### ACTIVITY

Cumulative percentage of contracted UDA delivered 2016 & 2017



Month	Adjusted Scheduled Activity (UDA)	
	2016	2017
April	31	-25
May	31	157
June	233	248
July	365	363
August	365	485
September	553	580
October	723	737
November	789	930
December	884	964
January	1,059	
February	1,131	
March	1,388	
April	1,421	
May	1,475	
June	1,475	

### QUALITY

	Quantity	Base Number	Contract	AT	Region	England
% of FP17s for the same patient ID Re-attending within 3 months - Children	53	771	6.9%	13.0%	13.4%	12.4%
% of FP17s for the same patient ID Re-attending within 3 months - Adults	1	36	2.8%	17.4%	17.3%	16.6%
% of FP17s for the same patient ID Re-attending between 3 & 9 months - Children	487	771	63.2%	57.2%	58.9%	57.5%
% of FP17s for the same patient ID Re-attending between 3 & 9 months - Adults	24	36	66.7%	50.9%	52.5%	50.4%
% of FP17s for Band 1 Urgent Courses	37	741	5.0%	11.0%	9.3%	9.1%
% of FP17s Relating to Free Repair or Replacements	0	741	0.0%	0.9%	1.0%	0.8%
% of FP17s Relating to Continuations	2	741	0.3%	1.3%	1.5%	1.3%
% of Patients satisfied with the dentistry they have received	1	1	N/A	92.3%	93.1%	92.7%
% of Patients satisfied with the time they had to wait for an appointment	1	1	N/A	88.9%	89.8%	88.8%

\* This is based on patients treated on this contract for their most recent course of treatment. Figures in italics indicate the base number of FP17s or Patient Questionnaire responses are less than 100. N/A is shown where the base number of responses is less than 10 during the period. % is calculated as Quantity/Base number\*100

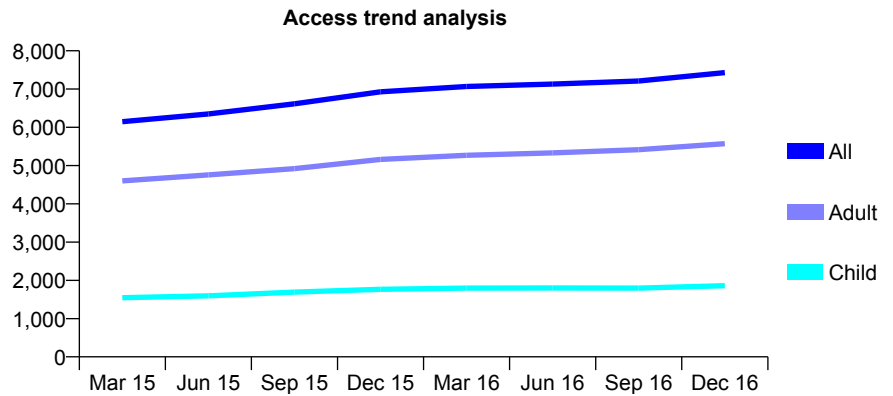
## Q47 - Vital Signs At a Glance Contract Report for 339717/0001 - December 2016

Name or company name	MR IC WALSH
Contract type name	Pilot Contract
Purpose of contract	General
Contract start date	01/04/2006
Contract end date	

16/17 Contracted general activity (UDA)	26,877
Carry forward general activity (UDA)	0
16/17 Contracted orthodontic activity (UOA)	0
Carry forward orthodontic activity (UOA)	0
Baseline contract value	£754,142.40

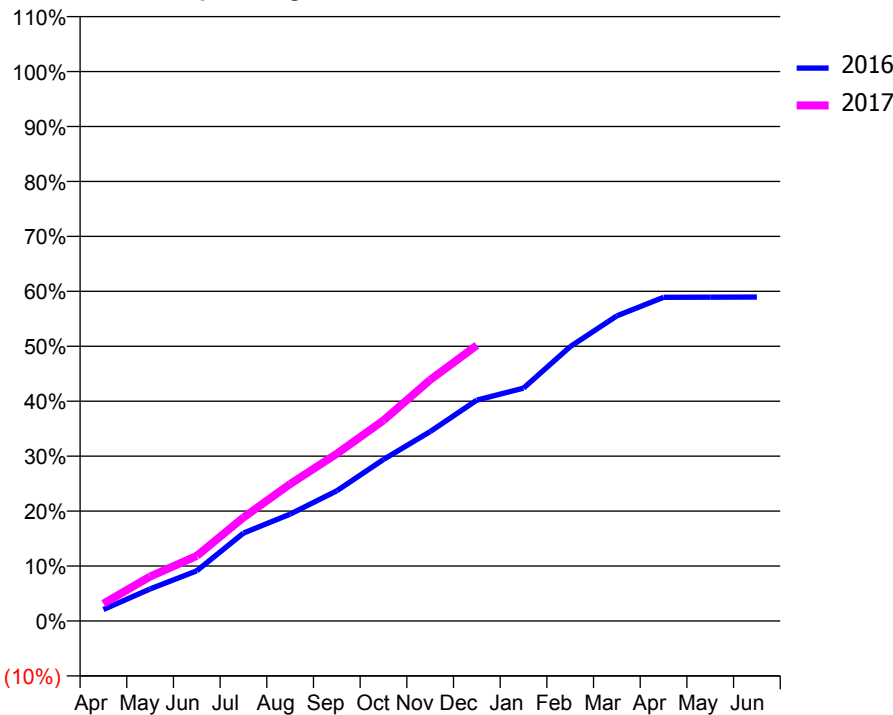
### ACCESS\*

Patients seen in 24 months	Total	Change since previous quarter
Quarter ending December 2015	6,928	
Quarter ending March 2016	7,068	↑
Quarter ending June 2016	7,131	→
Quarter ending September 2016	7,210	→
Quarter ending December 2016	7,431	↑
<b>Variance since December 2015</b>	<b>7.3%</b>	<b>↑</b>



### ACTIVITY

Cumulative percentage of contracted UDA delivered 2016 & 2017



Month	Adjusted Scheduled Activity (UDA)	
	2016	2017
April	565	852
May	1,569	2,173
June	2,455	3,185
July	4,300	5,065
August	5,231	6,700
September	6,366	8,180
October	7,899	9,811
November	9,262	11,797
December	10,802	13,484
January	11,391	
February	13,417	
March	14,928	
April	15,833	
May	15,841	
June	15,847	

### QUALITY

	Quantity	Base Number	Contract	AT	Region	England
% of FP17s for the same patient ID Re-attending within 3 months - Children	187	1,925	9.7%	13.0%	13.4%	12.4%
% of FP17s for the same patient ID Re-attending within 3 months - Adults	879	4,976	17.7%	17.4%	17.3%	16.6%
% of FP17s for the same patient ID Re-attending between 3 & 9 months - Children	984	1,925	51.1%	57.2%	58.9%	57.5%
% of FP17s for the same patient ID Re-attending between 3 & 9 months - Adults	1,567	4,976	31.5%	50.9%	52.5%	50.4%
% of FP17s for Band 1 Urgent Courses	483	6,488	7.4%	11.0%	9.3%	9.1%
% of FP17s Relating to Free Repair or Replacements	131	6,488	2.0%	0.9%	1.0%	0.8%
% of FP17s Relating to Continuations	77	6,488	1.2%	1.3%	1.5%	1.3%
% of Patients satisfied with the dentistry they have received	5	7	N/A	92.3%	93.1%	92.7%
% of Patients satisfied with the time they had to wait for an appointment	6	7	N/A	88.9%	89.8%	88.8%

\* This is based on patients treated on this contract for their most recent course of treatment. Figures in italics indicate the base number of FP17s or Patient Questionnaire responses are less than 100. N/A is shown where the base number of responses is less than 10 during the period. % is calculated as Quantity/Base number\*100

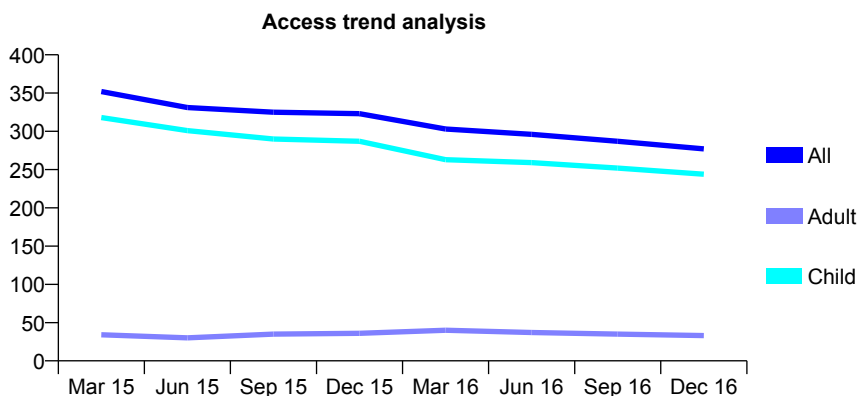
## Q47 - Vital Signs At a Glance Contract Report for 356093/0001 - December 2016

Name or company name	MR K KHAN
Contract type name	GDS Contract
Purpose of contract	General
Contract start date	01/01/2010
Contract end date	

16/17 Contracted general activity (UDA)	1,491
Carry forward general activity (UDA)	0
16/17 Contracted orthodontic activity (UOA)	0
Carry forward orthodontic activity (UOA)	0
Baseline contract value	£35,322.96

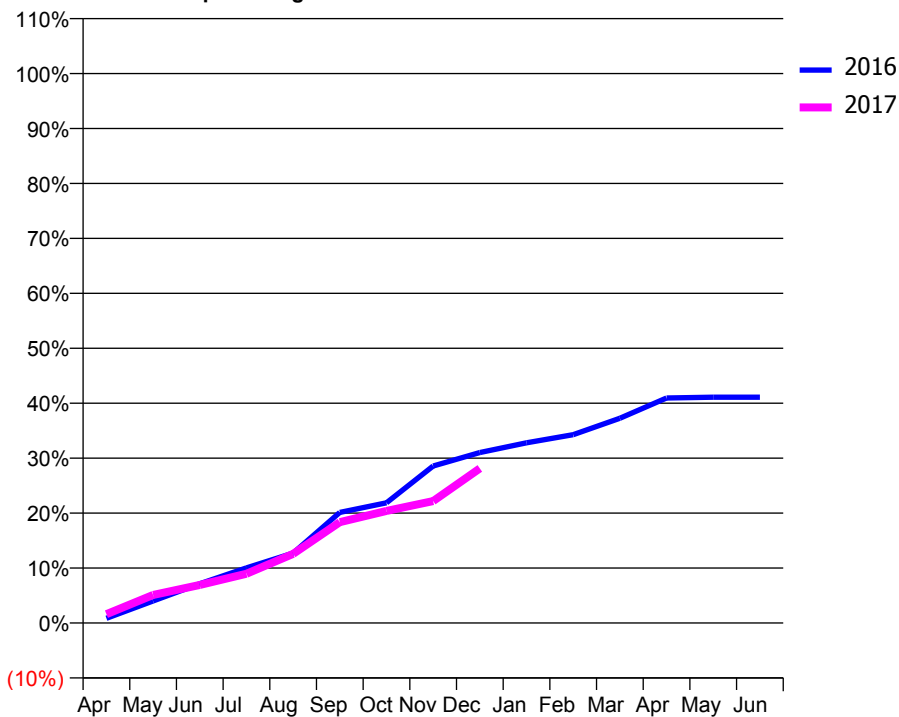
### ACCESS\*

Patients seen in 24 months	Total	Change since previous quarter
Quarter ending December 2015	323	
Quarter ending March 2016	303	↓
Quarter ending June 2016	296	↓
Quarter ending September 2016	287	↓
Quarter ending December 2016	277	↓
<b>Variance since December 2015</b>	<b>(14.2%)</b>	<b>↓</b>



### ACTIVITY

Cumulative percentage of contracted UDA delivered 2016 & 2017



Month	Adjusted Scheduled Activity (UDA)	
	2016	2017
April	13	24
May	60	76
June	107	103
July	150	134
August	190	188
September	300	274
October	326	304
November	426	331
December	463	419
January	489	
February	511	
March	556	
April	611	
May	613	
June	613	

### QUALITY

	Quantity	Base Number	Contract	AT	Region	England
% of FP17s for the same patient ID Re-attending within 3 months - Children	31	330	9.4%	13.0%	13.4%	12.4%
% of FP17s for the same patient ID Re-attending within 3 months - Adults	0	0	N/A	17.4%	17.3%	16.6%
% of FP17s for the same patient ID Re-attending between 3 & 9 months - Children	197	330	59.7%	57.2%	58.9%	57.5%
% of FP17s for the same patient ID Re-attending between 3 & 9 months - Adults	0	0	N/A	50.9%	52.5%	50.4%
% of FP17s for Band 1 Urgent Courses	22	289	7.6%	11.0%	9.3%	9.1%
% of FP17s Relating to Free Repair or Replacements	0	289	0.0%	0.9%	1.0%	0.8%
% of FP17s Relating to Continuations	0	289	0.0%	1.3%	1.5%	1.3%
% of Patients satisfied with the dentistry they have received	1	1	N/A	92.3%	93.1%	92.7%
% of Patients satisfied with the time they had to wait for an appointment	1	1	N/A	88.9%	89.8%	88.8%

\* This is based on patients treated on this contract for their most recent course of treatment. Figures in italics indicate the base number of FP17s or Patient Questionnaire responses are less than 100. N/A is shown where the base number of responses is less than 10 during the period. % is calculated as Quantity/Base number\*100

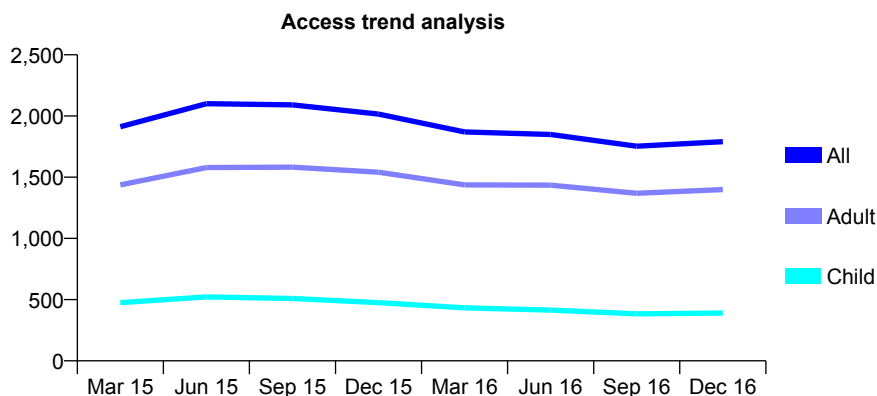
## Q47 - Vital Signs At a Glance Contract Report for 364525/0001 - December 2016

Name or company name	MR R GAIZIUNAS
Contract type name	GDS Contract
Purpose of contract	General
Contract start date	01/07/2007
Contract end date	

16/17 Contracted general activity (UDA)	10,662
Carry forward general activity (UDA)	0
16/17 Contracted orthodontic activity (UOA)	0
Carry forward orthodontic activity (UOA)	0
Baseline contract value	£300,235.42

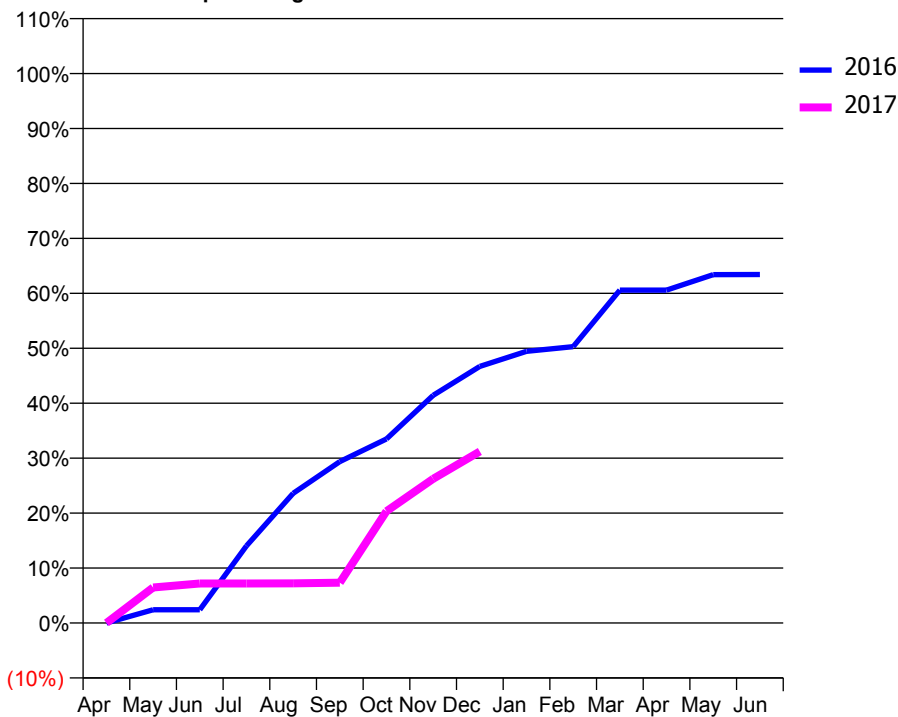
### ACCESS\*

Patients seen in 24 months	Total	Change since previous quarter
Quarter ending December 2015	2,016	
Quarter ending March 2016	1,870	↓
Quarter ending June 2016	1,849	↓
Quarter ending September 2016	1,753	↓
Quarter ending December 2016	1,790	↑
<b>Variance since December 2015</b>	<b>(11.2%)</b>	<b>↓</b>



### ACTIVITY

Cumulative percentage of contracted UDA delivered 2016 & 2017



Month	Adjusted Scheduled Activity (UDA)	
	2016	2017
April	0	0
May	257	690
June	257	768
July	1,496	768
August	2,516	771
September	3,132	784
October	3,572	2,169
November	4,418	2,798
December	4,978	3,328
January	5,273	
February	5,362	
March	6,460	
April	6,460	
May	6,760	
June	6,761	

### QUALITY

	Quantity	Base Number	Contract	AT	Region	England
% of FP17s for the same patient ID Re-attending within 3 months - Children	34	428	7.9%	13.0%	13.4%	12.4%
% of FP17s for the same patient ID Re-attending within 3 months - Adults	141	1,187	11.9%	17.4%	17.3%	16.6%
% of FP17s for the same patient ID Re-attending between 3 & 9 months - Children	234	428	54.7%	57.2%	58.9%	57.5%
% of FP17s for the same patient ID Re-attending between 3 & 9 months - Adults	531	1,187	44.7%	50.9%	52.5%	50.4%
% of FP17s for Band 1 Urgent Courses	130	1,505	8.6%	11.0%	9.3%	9.1%
% of FP17s Relating to Free Repair or Replacements	3	1,505	0.2%	0.9%	1.0%	0.8%
% of FP17s Relating to Continuations	32	1,505	2.1%	1.3%	1.5%	1.3%
% of Patients satisfied with the dentistry they have received	1	1	N/A	92.3%	93.1%	92.7%
% of Patients satisfied with the time they had to wait for an appointment	1	1	N/A	88.9%	89.8%	88.8%

\* This is based on patients treated on this contract for their most recent course of treatment. Figures in italics indicate the base number of FP17s or Patient Questionnaire responses are less than 100. N/A is shown where the base number of responses is less than 10 during the period. % is calculated as Quantity/Base number\*100

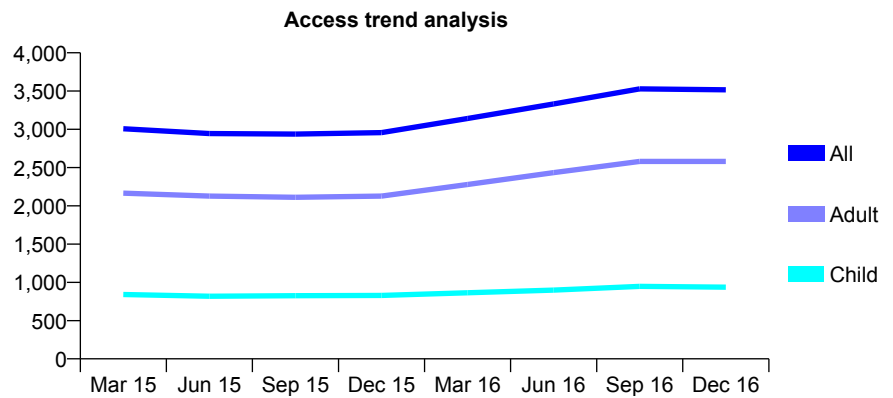
## Q47 - Vital Signs At a Glance Contract Report for 366102/0001 - December 2016

Name or company name	MR A RAFIQ
Contract type name	GDS Contract
Purpose of contract	General
Contract start date	01/02/2008
Contract end date	

16/17 Contracted general activity (UDA)	10,412
Carry forward general activity (UDA)	-18
16/17 Contracted orthodontic activity (UOA)	0
Carry forward orthodontic activity (UOA)	0
Baseline contract value	£288,664.29

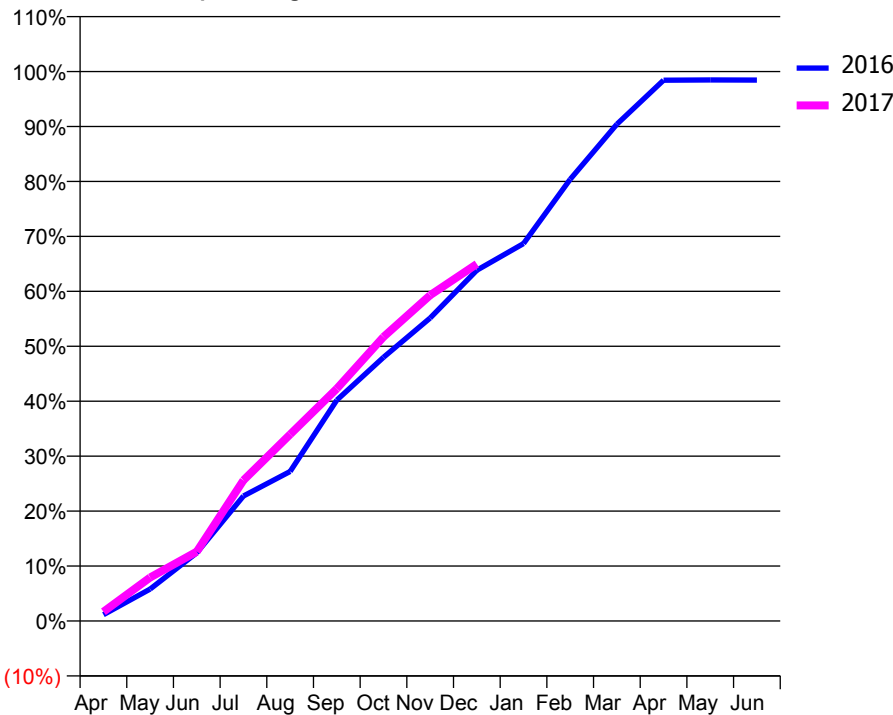
### ACCESS\*

Patients seen in 24 months	Total	Change since previous quarter
Quarter ending December 2015	2,957	
Quarter ending March 2016	3,142	↑
Quarter ending June 2016	3,332	↑
Quarter ending September 2016	3,529	↑
Quarter ending December 2016	3,517	→
<b>Variance since December 2015</b>	<b>18.9%</b>	<b>↑</b>



### ACTIVITY

Cumulative percentage of contracted UDA delivered 2016 & 2017



Month	Adjusted Scheduled Activity (UDA)	
	2016	2017
April	110	175
May	550	824
June	1,172	1,315
July	2,149	2,666
August	2,572	3,536
September	3,799	4,404
October	4,534	5,382
November	5,212	6,173
December	6,032	6,766
January	6,491	
February	7,597	
March	8,544	
April	9,301	
May	9,305	
June	9,302	

### QUALITY

	Quantity	Base Number	Contract	AT	Region	England
% of FP17s for the same patient ID Re-attending within 3 months - Children	87	990	8.8%	13.0%	13.4%	12.4%
% of FP17s for the same patient ID Re-attending within 3 months - Adults	285	2,788	10.2%	17.4%	17.3%	16.6%
% of FP17s for the same patient ID Re-attending between 3 & 9 months - Children	549	990	55.5%	57.2%	58.9%	57.5%
% of FP17s for the same patient ID Re-attending between 3 & 9 months - Adults	1,539	2,788	55.2%	50.9%	52.5%	50.4%
% of FP17s for Band 1 Urgent Courses	149	3,383	4.4%	11.0%	9.3%	9.1%
% of FP17s Relating to Free Repair or Replacements	59	3,383	1.7%	0.9%	1.0%	0.8%
% of FP17s Relating to Continuations	18	3,383	0.5%	1.3%	1.5%	1.3%
% of Patients satisfied with the dentistry they have received	8	8	N/A	92.3%	93.1%	92.7%
% of Patients satisfied with the time they had to wait for an appointment	8	8	N/A	88.9%	89.8%	88.8%

\* This is based on patients treated on this contract for their most recent course of treatment. Figures in italics indicate the base number of FP17s or Patient Questionnaire responses are less than 100. N/A is shown where the base number of responses is less than 10 during the period. % is calculated as Quantity/Base number\*100

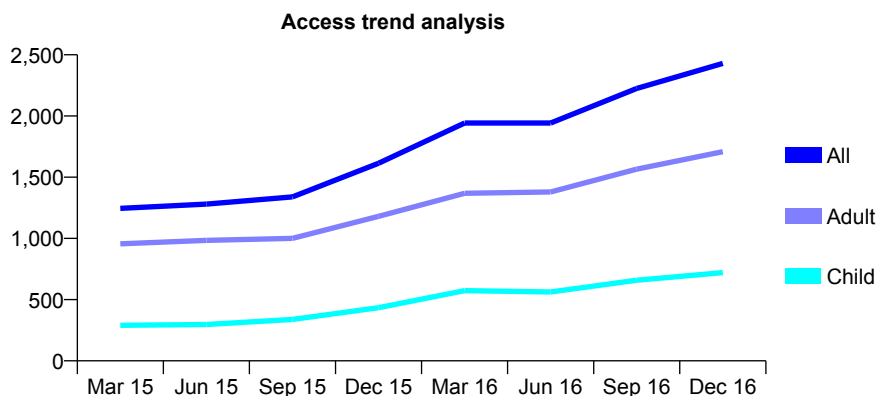
## Q47 - Vital Signs At a Glance Contract Report for 366102/0002 - December 2016

Name or company name	MR A RAFIQ
Contract type name	GDS Contract
Purpose of contract	General
Contract start date	01/04/2008
Contract end date	

16/17 Contracted general activity (UDA)	7,521
Carry forward general activity (UDA)	0
16/17 Contracted orthodontic activity (UOA)	0
Carry forward orthodontic activity (UOA)	0
Baseline contract value	£181,392.54

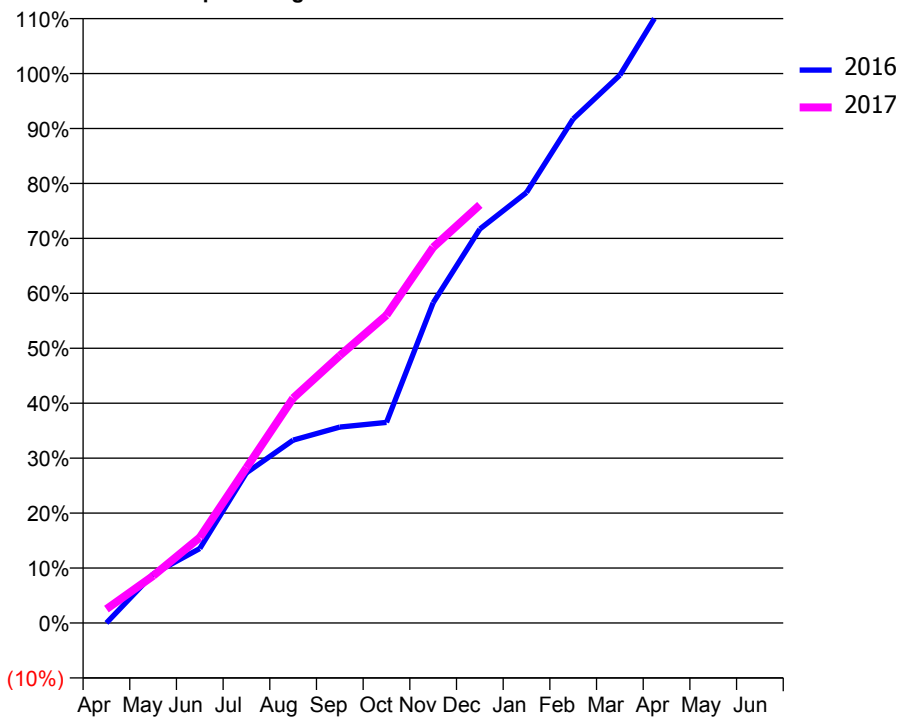
### ACCESS\*

Patients seen in 24 months	Total	Change since previous quarter
Quarter ending December 2015	1,614	
Quarter ending March 2016	1,943	↑
Quarter ending June 2016	1,943	→
Quarter ending September 2016	2,225	↑
Quarter ending December 2016	2,430	↑
<b>Variance since December 2015</b>	<b>50.6%</b>	<b>↑</b>



### ACTIVITY

Cumulative percentage of contracted UDA delivered 2016 & 2017



Month	Adjusted Scheduled Activity (UDA)	
	2016	2017
April	0	191
May	611	645
June	930	1,172
July	1,876	2,125
August	2,283	3,077
September	2,447	3,660
October	2,504	4,213
November	3,998	5,142
December	4,918	5,723
January	5,375	
February	6,294	
March	6,839	
April	7,795	
May	7,802	
June	7,803	

### QUALITY

	Quantity	Base Number	Contract	AT	Region	England
% of FP17s for the same patient ID Re-attending within 3 months - Children	63	934	6.7%	13.0%	13.4%	12.4%
% of FP17s for the same patient ID Re-attending within 3 months - Adults	264	2,181	12.1%	17.4%	17.3%	16.6%
% of FP17s for the same patient ID Re-attending between 3 & 9 months - Children	331	934	35.4%	57.2%	58.9%	57.5%
% of FP17s for the same patient ID Re-attending between 3 & 9 months - Adults	763	2,181	35.0%	50.9%	52.5%	50.4%
% of FP17s for Band 1 Urgent Courses	281	2,808	10.0%	11.0%	9.3%	9.1%
% of FP17s Relating to Free Repair or Replacements	21	2,808	0.7%	0.9%	1.0%	0.8%
% of FP17s Relating to Continuations	13	2,808	0.5%	1.3%	1.5%	1.3%
% of Patients satisfied with the dentistry they have received	5	5	N/A	92.3%	93.1%	92.7%
% of Patients satisfied with the time they had to wait for an appointment	5	5	N/A	88.9%	89.8%	88.8%

\* This is based on patients treated on this contract for their most recent course of treatment. Figures in italics indicate the base number of FP17s or Patient Questionnaire responses are less than 100. N/A is shown where the base number of responses is less than 10 during the period. % is calculated as Quantity/Base number\*100

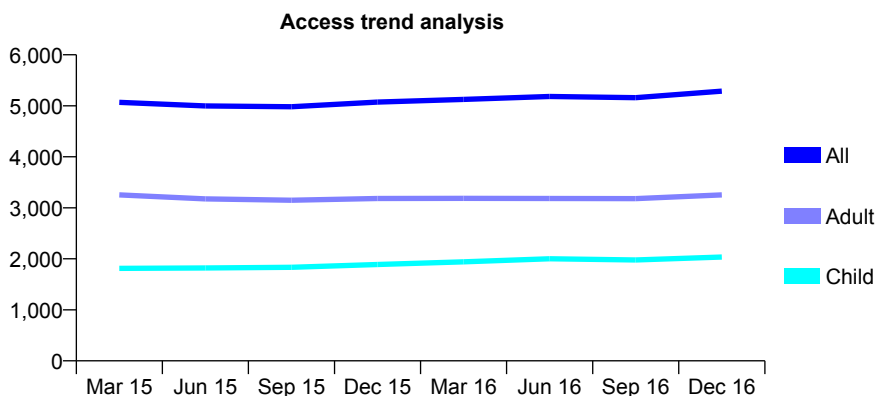
## Q47 - Vital Signs At a Glance Contract Report for 366102/0003 - December 2016

Name or company name	MR A RAFIQ
Contract type name	GDS Contract
Purpose of contract	General
Contract start date	01/02/2010
Contract end date	

16/17 Contracted general activity (UDA)	15,000
Carry forward general activity (UDA)	-205
16/17 Contracted orthodontic activity (UOA)	0
Carry forward orthodontic activity (UOA)	0
Baseline contract value	£402,859.56

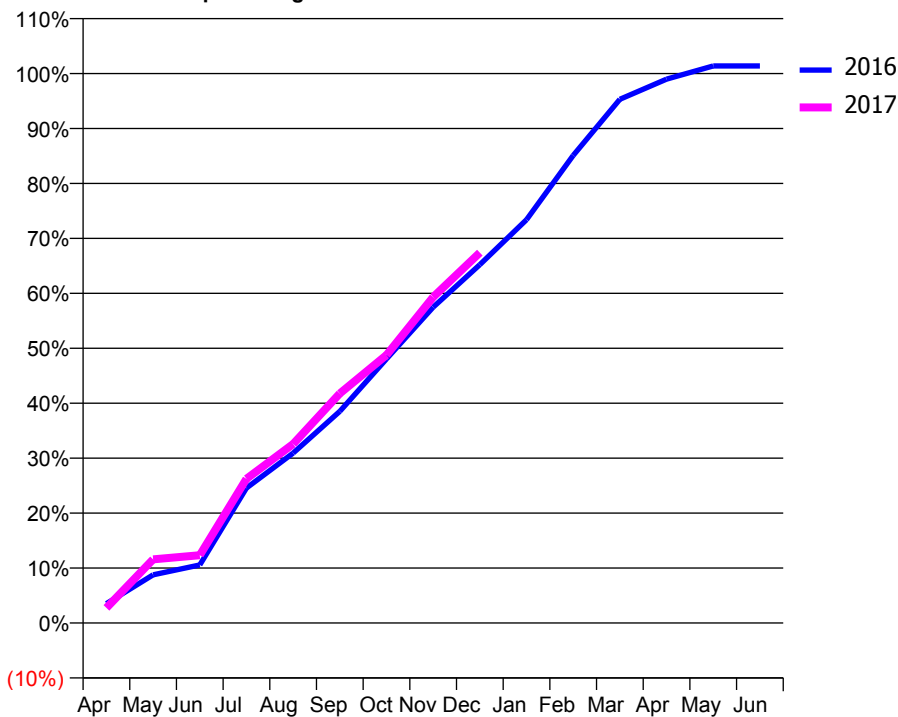
### ACCESS\*

Patients seen in 24 months	Total	Change since previous quarter
Quarter ending December 2015	5,072	
Quarter ending March 2016	5,126	→
Quarter ending June 2016	5,184	→
Quarter ending September 2016	5,159	→
Quarter ending December 2016	5,288	↑
<b>Variance since December 2015</b>	<b>4.3%</b>	<b>↑</b>



### ACTIVITY

Cumulative percentage of contracted UDA delivered 2016 & 2017



Month	Adjusted Scheduled Activity (UDA)	
	2016	2017
April	529	413
May	1,317	1,739
June	1,585	1,849
July	3,687	3,938
August	4,638	4,886
September	5,779	6,268
October	7,208	7,313
November	8,620	8,899
December	9,782	10,109
January	11,010	
February	12,763	
March	14,296	
April	14,847	
May	15,205	
June	15,205	

### QUALITY

	Quantity	Base Number	Contract	AT	Region	England
% of FP17s for the same patient ID Re-attending within 3 months - Children	262	2,041	12.8%	13.0%	13.4%	12.4%
% of FP17s for the same patient ID Re-attending within 3 months - Adults	460	3,071	15.0%	17.4%	17.3%	16.6%
% of FP17s for the same patient ID Re-attending between 3 & 9 months - Children	1,105	2,041	54.1%	57.2%	58.9%	57.5%
% of FP17s for the same patient ID Re-attending between 3 & 9 months - Adults	1,628	3,071	53.0%	50.9%	52.5%	50.4%
% of FP17s for Band 1 Urgent Courses	399	4,717	8.5%	11.0%	9.3%	9.1%
% of FP17s Relating to Free Repair or Replacements	45	4,717	1.0%	0.9%	1.0%	0.8%
% of FP17s Relating to Continuations	16	4,717	0.3%	1.3%	1.5%	1.3%
% of Patients satisfied with the dentistry they have received	3	4	N/A	92.3%	93.1%	92.7%
% of Patients satisfied with the time they had to wait for an appointment	4	4	N/A	88.9%	89.8%	88.8%

\* This is based on patients treated on this contract for their most recent course of treatment. Figures in italics indicate the base number of FP17s or Patient Questionnaire responses are less than 100. N/A is shown where the base number of responses is less than 10 during the period. % is calculated as Quantity/Base number\*100



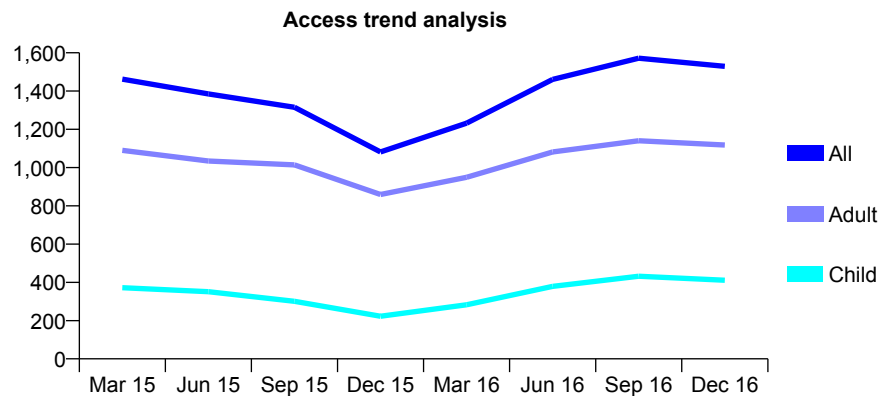
## Q47 - Vital Signs At a Glance Contract Report for 366102/0004 - December 2016

Name or company name	MR A RAFIQ
Contract type name	GDS Contract
Purpose of contract	General
Contract start date	17/12/2010
Contract end date	

16/17 Contracted general activity (UDA)	5,754
Carry forward general activity (UDA)	128
16/17 Contracted orthodontic activity (UOA)	0
Carry forward orthodontic activity (UOA)	0
Baseline contract value	£136,471.91

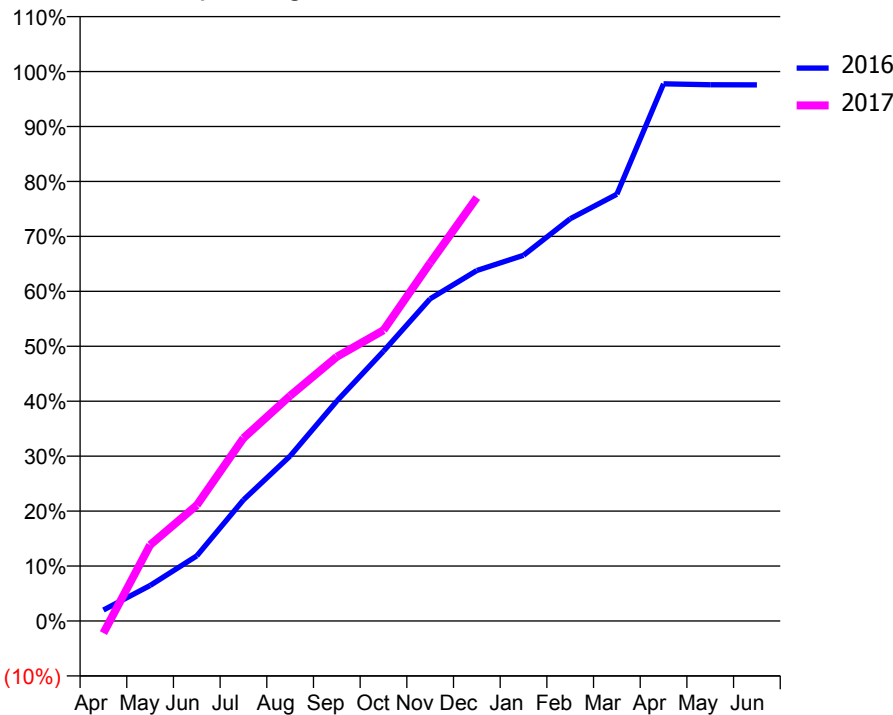
### ACCESS\*

Patients seen in 24 months	Total	Change since previous quarter
Quarter ending December 2015	1,082	
Quarter ending March 2016	1,232	↑
Quarter ending June 2016	1,461	↑
Quarter ending September 2016	1,572	↑
Quarter ending December 2016	1,529	↓
<b>Variance since December 2015</b>	<b>41.3%</b>	<b>↑</b>



### ACTIVITY

Cumulative percentage of contracted UDA delivered 2016 & 2017



Month	Adjusted Scheduled Activity (UDA)	
	2016	2017
April	105	-128
May	340	797
June	623	1,213
July	1,159	1,916
August	1,579	2,359
September	2,104	2,767
October	2,581	3,045
November	3,083	3,750
December	3,354	4,433
January	3,499	
February	3,849	
March	4,084	
April	5,140	
May	5,131	
June	5,130	

### QUALITY

	Quantity	Base Number	Contract	AT	Region	England
% of FP17s for the same patient ID Re-attending within 3 months - Children	25	623	4.0%	13.0%	13.4%	12.4%
% of FP17s for the same patient ID Re-attending within 3 months - Adults	151	1,614	9.4%	17.4%	17.3%	16.6%
% of FP17s for the same patient ID Re-attending between 3 & 9 months - Children	130	623	20.9%	57.2%	58.9%	57.5%
% of FP17s for the same patient ID Re-attending between 3 & 9 months - Adults	428	1,614	26.5%	50.9%	52.5%	50.4%
% of FP17s for Band 1 Urgent Courses	147	1,809	8.1%	11.0%	9.3%	9.1%
% of FP17s Relating to Free Repair or Replacements	16	1,809	0.9%	0.9%	1.0%	0.8%
% of FP17s Relating to Continuations	13	1,809	0.7%	1.3%	1.5%	1.3%
% of Patients satisfied with the dentistry they have received	2	2	N/A	92.3%	93.1%	92.7%
% of Patients satisfied with the time they had to wait for an appointment	2	2	N/A	88.9%	89.8%	88.8%

\* This is based on patients treated on this contract for their most recent course of treatment. Figures in italics indicate the base number of FP17s or Patient Questionnaire responses are less than 100. N/A is shown where the base number of responses is less than 10 during the period. % is calculated as Quantity/Base number\*100

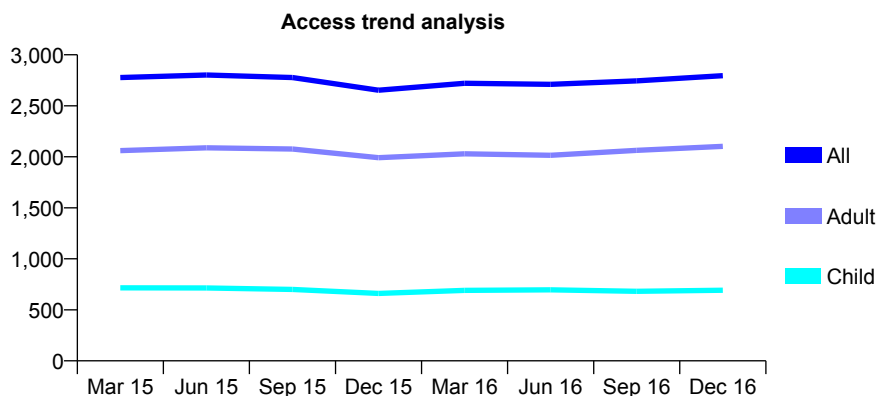
## Q47 - Vital Signs At a Glance Contract Report for 565938/0001 - December 2016

Name or company name	MR SR BASS
Contract type name	GDS Contract
Purpose of contract	General
Contract start date	01/04/2006
Contract end date	

16/17 Contracted general activity (UDA)	8,759
Carry forward general activity (UDA)	0
16/17 Contracted orthodontic activity (UOA)	0
Carry forward orthodontic activity (UOA)	0
Baseline contract value	£248,155.70

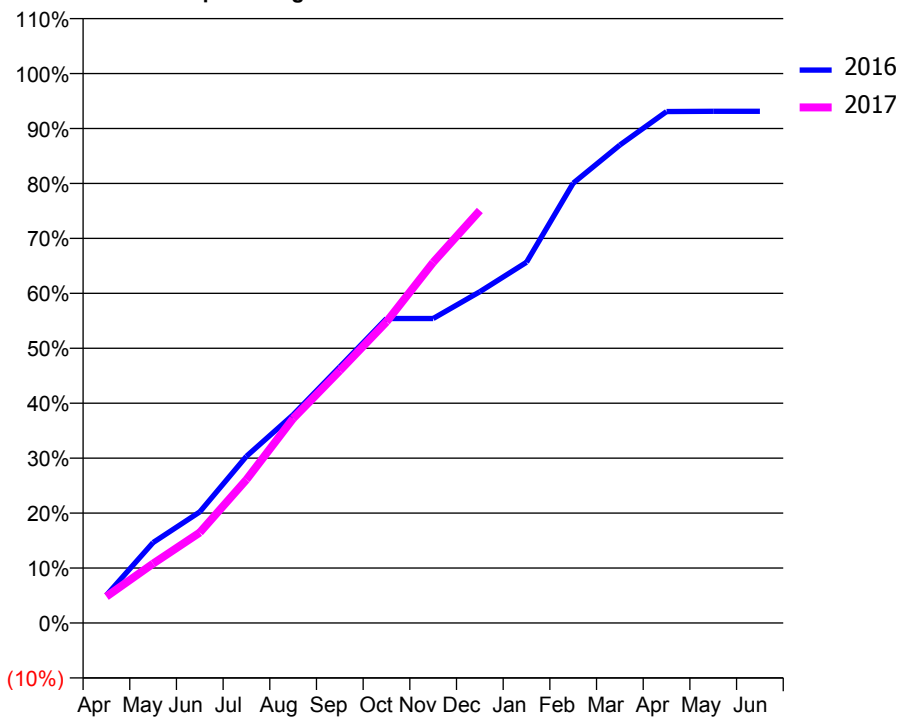
### ACCESS\*

Patients seen in 24 months	Total	Change since previous quarter
Quarter ending December 2015	2,653	
Quarter ending March 2016	2,721	↑
Quarter ending June 2016	2,711	→
Quarter ending September 2016	2,745	→
Quarter ending December 2016	2,795	→
<b>Variance since December 2015</b>	<b>5.4%</b>	<b>↑</b>



### ACTIVITY

Cumulative percentage of contracted UDA delivered 2016 & 2017



Month	Adjusted Scheduled Activity (UDA)	
	2016	2017
April	443	422
May	1,283	948
June	1,771	1,441
July	2,658	2,286
August	3,319	3,260
September	4,085	4,023
October	4,853	4,801
November	4,853	5,748
December	5,281	6,575
January	5,751	
February	7,011	
March	7,618	
April	8,152	
May	8,157	
June	8,157	

### QUALITY

	Quantity	Base Number	Contract	AT	Region	England
% of FP17s for the same patient ID Re-attending within 3 months - Children	105	802	13.1%	13.0%	13.4%	12.4%
% of FP17s for the same patient ID Re-attending within 3 months - Adults	333	2,069	16.1%	17.4%	17.3%	16.6%
% of FP17s for the same patient ID Re-attending between 3 & 9 months - Children	377	802	47.0%	57.2%	58.9%	57.5%
% of FP17s for the same patient ID Re-attending between 3 & 9 months - Adults	746	2,069	36.1%	50.9%	52.5%	50.4%
% of FP17s for Band 1 Urgent Courses	221	2,652	8.3%	11.0%	9.3%	9.1%
% of FP17s Relating to Free Repair or Replacements	25	2,652	0.9%	0.9%	1.0%	0.8%
% of FP17s Relating to Continuations	53	2,652	2.0%	1.3%	1.5%	1.3%
% of Patients satisfied with the dentistry they have received	7	9	N/A	92.3%	93.1%	92.7%
% of Patients satisfied with the time they had to wait for an appointment	8	9	N/A	88.9%	89.8%	88.8%

\* This is based on patients treated on this contract for their most recent course of treatment. Figures in italics indicate the base number of FP17s or Patient Questionnaire responses are less than 100. N/A is shown where the base number of responses is less than 10 during the period. % is calculated as Quantity/Base number\*100

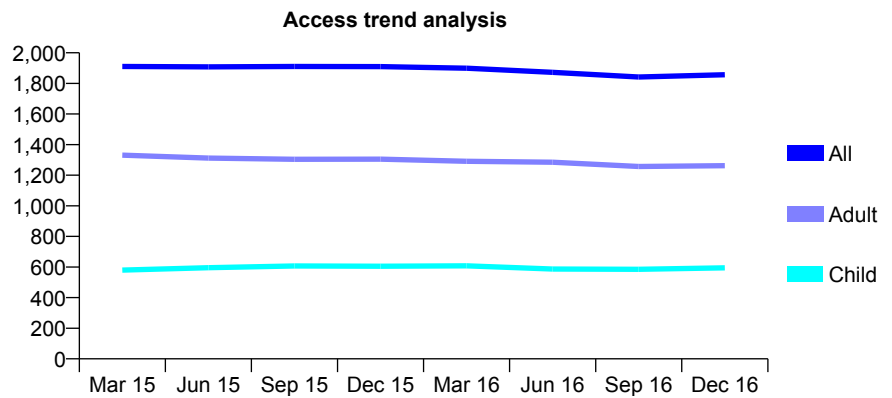
## Q47 - Vital Signs At a Glance Contract Report for 565938/0002 - December 2016

Name or company name	MR SR BASS
Contract type name	GDS Contract
Purpose of contract	General
Contract start date	20/08/2007
Contract end date	

16/17 Contracted general activity (UDA)	6,003
Carry forward general activity (UDA)	40
16/17 Contracted orthodontic activity (UOA)	0
Carry forward orthodontic activity (UOA)	0
Baseline contract value	£155,936.01

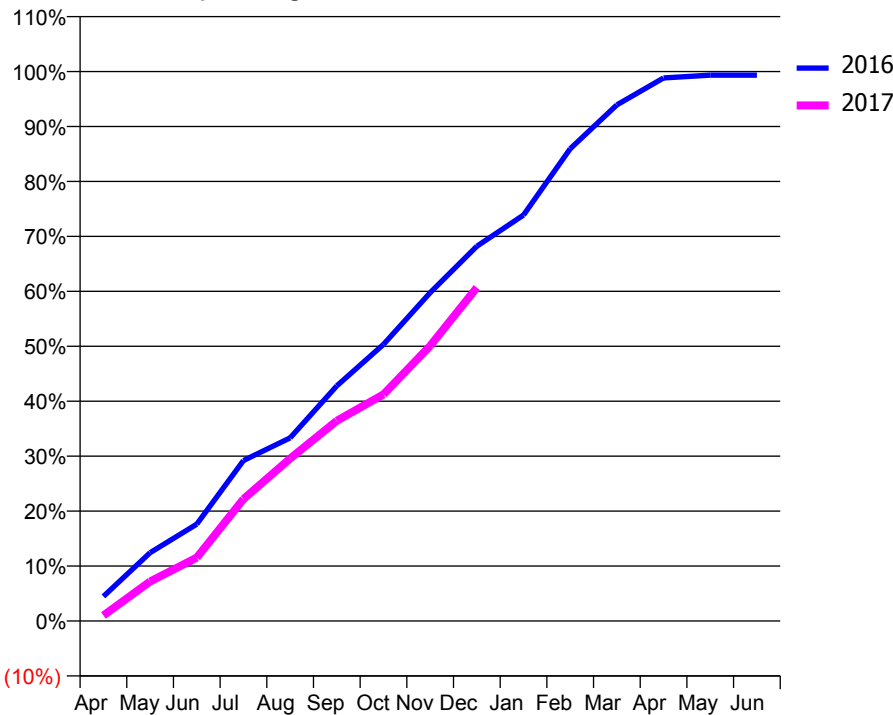
### ACCESS\*

Patients seen in 24 months	Total	Change since previous quarter
Quarter ending December 2015	1,910	
Quarter ending March 2016	1,899	→
Quarter ending June 2016	1,872	↓
Quarter ending September 2016	1,842	↓
Quarter ending December 2016	1,857	→
<b>Variance since December 2015</b>	<b>(2.8%)</b>	<b>↓</b>



### ACTIVITY

Cumulative percentage of contracted UDA delivered 2016 & 2017



Month	Adjusted Scheduled Activity (UDA)	
	2016	2017
April	269	60
May	746	432
June	1,058	692
July	1,754	1,332
August	2,000	1,775
September	2,569	2,188
October	3,022	2,476
November	3,587	3,006
December	4,094	3,643
January	4,436	
February	5,159	
March	5,639	
April	5,933	
May	5,963	
June	5,963	

### QUALITY

	Quantity	Base Number	Contract	AT	Region	England
% of FP17s for the same patient ID Re-attending within 3 months - Children	36	514	7.0%	13.0%	13.4%	12.4%
% of FP17s for the same patient ID Re-attending within 3 months - Adults	159	1,102	14.4%	17.4%	17.3%	16.6%
% of FP17s for the same patient ID Re-attending between 3 & 9 months - Children	248	514	48.2%	57.2%	58.9%	57.5%
% of FP17s for the same patient ID Re-attending between 3 & 9 months - Adults	449	1,102	40.7%	50.9%	52.5%	50.4%
% of FP17s for Band 1 Urgent Courses	78	1,488	5.2%	11.0%	9.3%	9.1%
% of FP17s Relating to Free Repair or Replacements	8	1,488	0.5%	0.9%	1.0%	0.8%
% of FP17s Relating to Continuations	32	1,488	2.2%	1.3%	1.5%	1.3%
% of Patients satisfied with the dentistry they have received	6	6	N/A	92.3%	93.1%	92.7%
% of Patients satisfied with the time they had to wait for an appointment	6	6	N/A	88.9%	89.8%	88.8%

\* This is based on patients treated on this contract for their most recent course of treatment. Figures in italics indicate the base number of FP17s or Patient Questionnaire responses are less than 100. N/A is shown where the base number of responses is less than 10 during the period. % is calculated as Quantity/Base number\*100

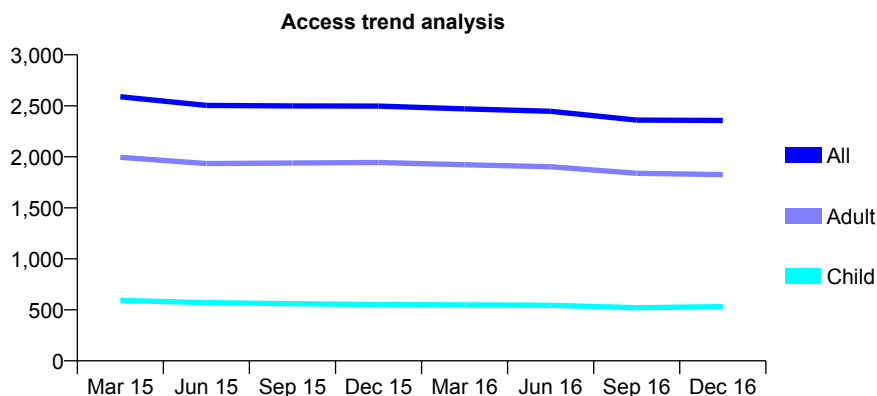
## Q47 - Vital Signs At a Glance Contract Report for 567256/0001 - December 2016

Name or company name	Andrew Cuyes and Zuber Bagasi
Contract type name	GDS Contract
Purpose of contract	General
Contract start date	01/04/2006
Contract end date	

16/17 Contracted general activity (UDA)	7,600
Carry forward general activity (UDA)	50
16/17 Contracted orthodontic activity (UOA)	0
Carry forward orthodontic activity (UOA)	0
Baseline contract value	£186,970.31

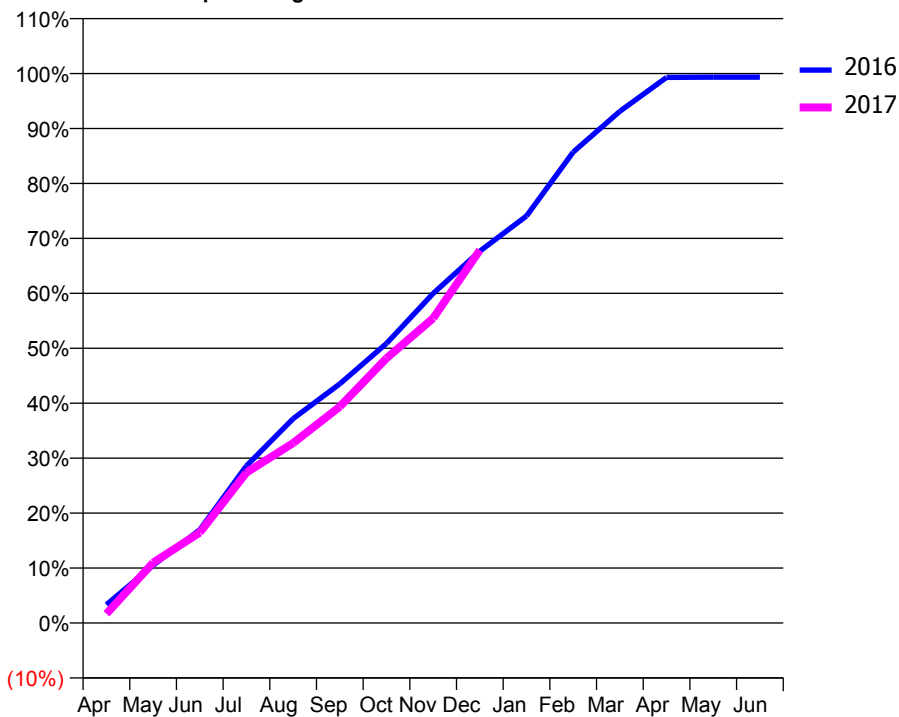
### ACCESS\*

Patients seen in 24 months	Total	Change since previous quarter
Quarter ending December 2015	2,497	
Quarter ending March 2016	2,470	↓
Quarter ending June 2016	2,446	→
Quarter ending September 2016	2,360	↓
Quarter ending December 2016	2,356	→
<b>Variance since December 2015</b>	<b>(5.6%)</b>	<b>↓</b>



### ACTIVITY

Cumulative percentage of contracted UDA delivered 2016 & 2017



Month	Adjusted Scheduled Activity (UDA)	
	2016	2017
April	253	128
May	798	835
June	1,290	1,251
July	2,174	2,082
August	2,827	2,489
September	3,308	2,993
October	3,866	3,662
November	4,559	4,215
December	5,144	5,158
January	5,629	
February	6,513	
March	7,078	
April	7,546	
May	7,550	
June	7,550	

### QUALITY

	Quantity	Base Number	Contract	AT	Region	England
% of FP17s for the same patient ID Re-attending within 3 months - Children	42	489	8.6%	13.0%	13.4%	12.4%
% of FP17s for the same patient ID Re-attending within 3 months - Adults	332	1,777	18.7%	17.4%	17.3%	16.6%
% of FP17s for the same patient ID Re-attending between 3 & 9 months - Children	227	489	46.4%	57.2%	58.9%	57.5%
% of FP17s for the same patient ID Re-attending between 3 & 9 months - Adults	722	1,777	40.6%	50.9%	52.5%	50.4%
% of FP17s for Band 1 Urgent Courses	101	2,075	4.9%	11.0%	9.3%	9.1%
% of FP17s Relating to Free Repair or Replacements	28	2,075	1.3%	0.9%	1.0%	0.8%
% of FP17s Relating to Continuations	29	2,075	1.4%	1.3%	1.5%	1.3%
% of Patients satisfied with the dentistry they have received	6	6	N/A	92.3%	93.1%	92.7%
% of Patients satisfied with the time they had to wait for an appointment	6	6	N/A	88.9%	89.8%	88.8%

\* This is based on patients treated on this contract for their most recent course of treatment. Figures in italics indicate the base number of FP17s or Patient Questionnaire responses are less than 100. N/A is shown where the base number of responses is less than 10 during the period. % is calculated as Quantity/Base number\*100

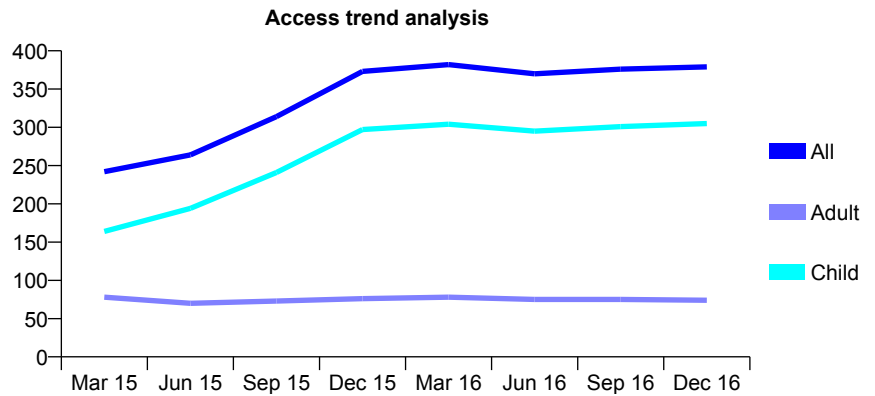
## Q47 - Vital Signs At a Glance Contract Report for 570656/0001 - December 2016

Name or company name	MR M WILKINSON
Contract type name	GDS Contract
Purpose of contract	General
Contract start date	01/04/2006
Contract end date	

16/17 Contracted general activity (UDA)	720
Carry forward general activity (UDA)	0
16/17 Contracted orthodontic activity (UOA)	0
Carry forward orthodontic activity (UOA)	0
Baseline contract value	£16,304.27

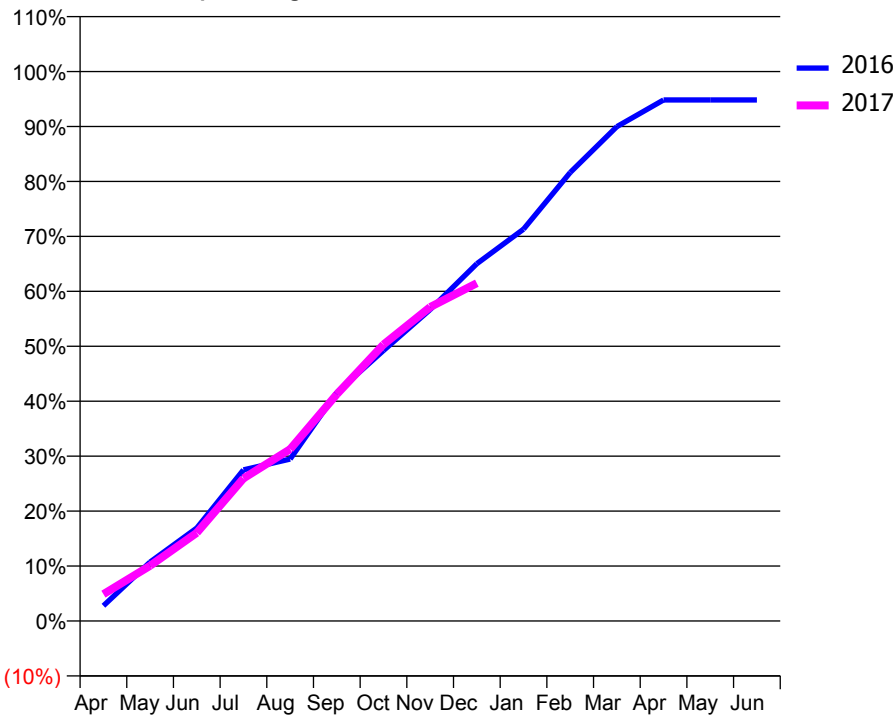
### ACCESS\*

Patients seen in 24 months	Total	Change since previous quarter
Quarter ending December 2015	373	
Quarter ending March 2016	382	↑
Quarter ending June 2016	370	↓
Quarter ending September 2016	376	→
Quarter ending December 2016	379	→
<b>Variance since December 2015</b>	<b>1.6%</b>	<b>→</b>



### ACTIVITY

Cumulative percentage of contracted UDA delivered 2016 & 2017



Month	Adjusted Scheduled Activity (UDA)	
	2016	2017
April	20	35
May	77	72
June	122	116
July	198	187
August	212	225
September	299	297
October	354	362
November	408	411
December	468	443
January	513	
February	588	
March	648	
April	683	
May	683	
June	683	

### QUALITY

	Quantity	Base Number	Contract	AT	Region	England
% of FP17s for the same patient ID Re-attending within 3 months - Children	26	372	7.0%	13.0%	13.4%	12.4%
% of FP17s for the same patient ID Re-attending within 3 months - Adults	3	43	7.0%	17.4%	17.3%	16.6%
% of FP17s for the same patient ID Re-attending between 3 & 9 months - Children	265	372	71.2%	57.2%	58.9%	57.5%
% of FP17s for the same patient ID Re-attending between 3 & 9 months - Adults	27	43	62.8%	50.9%	52.5%	50.4%
% of FP17s for Band 1 Urgent Courses	13	386	3.4%	11.0%	9.3%	9.1%
% of FP17s Relating to Free Repair or Replacements	0	386	0.0%	0.9%	1.0%	0.8%
% of FP17s Relating to Continuations	0	386	0.0%	1.3%	1.5%	1.3%
% of Patients satisfied with the dentistry they have received	3	3	N/A	92.3%	93.1%	92.7%
% of Patients satisfied with the time they had to wait for an appointment	3	3	N/A	88.9%	89.8%	88.8%

\* This is based on patients treated on this contract for their most recent course of treatment. Figures in italics indicate the base number of FP17s or Patient Questionnaire responses are less than 100. N/A is shown where the base number of responses is less than 10 during the period. % is calculated as Quantity/Base number\*100

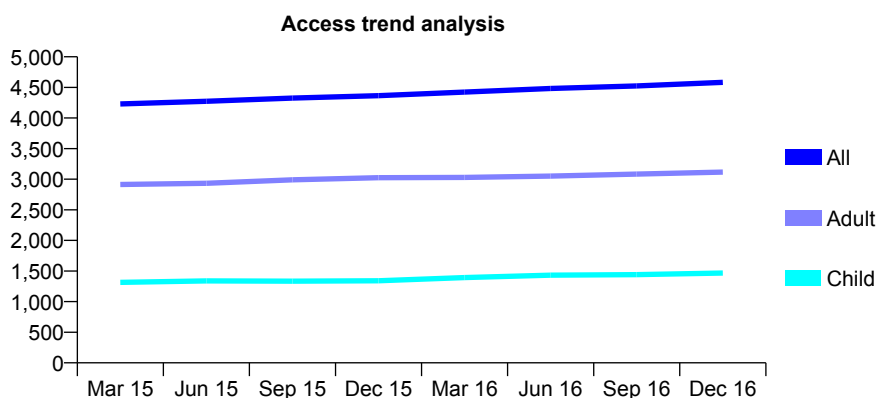
## Q47 - Vital Signs At a Glance Contract Report for 572608/0001 - December 2016

Name or company name	Mr A Malik
Contract type name	GDS Contract
Purpose of contract	General
Contract start date	01/04/2006
Contract end date	

16/17 Contracted general activity (UDA)	12,946
Carry forward general activity (UDA)	-242
16/17 Contracted orthodontic activity (UOA)	0
Carry forward orthodontic activity (UOA)	0
Baseline contract value	£369,651.83

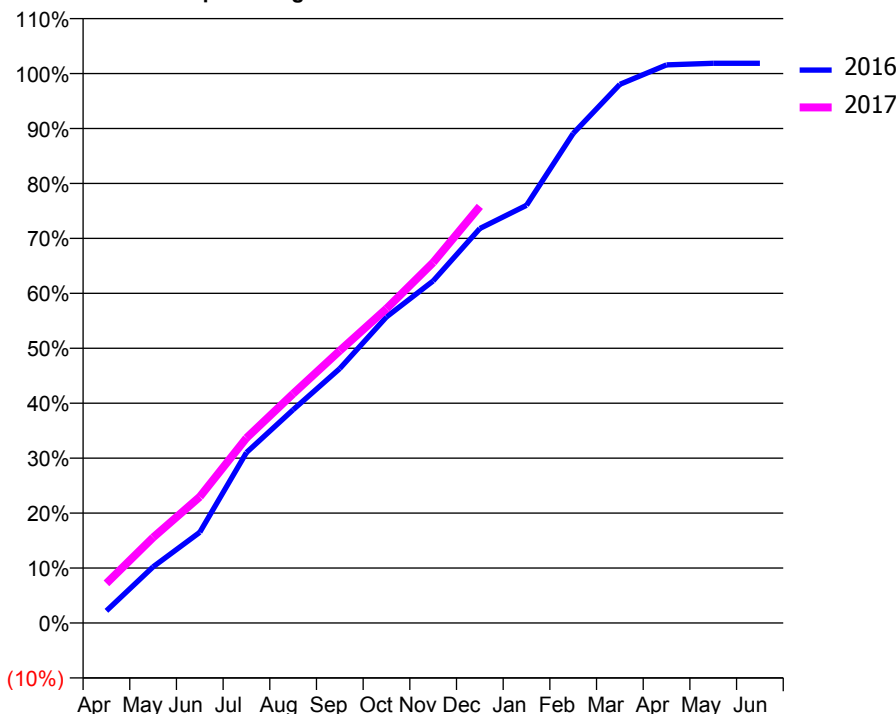
### ACCESS\*

Patients seen in 24 months	Total	Change since previous quarter
Quarter ending December 2015	4,365	
Quarter ending March 2016	4,423	→
Quarter ending June 2016	4,483	→
Quarter ending September 2016	4,524	→
Quarter ending December 2016	4,583	→
<b>Variance since December 2015</b>	<b>5.0%</b>	<b>↑</b>



### ACTIVITY

Cumulative percentage of contracted UDA delivered 2016 & 2017



Adjusted Scheduled Activity (UDA)

Month	2016	2017
April	288	934
May	1,323	2,016
June	2,138	2,972
July	4,016	4,359
August	5,024	5,403
September	5,996	6,416
October	7,210	7,406
November	8,059	8,492
December	9,294	9,817
January	9,840	
February	11,535	
March	12,689	
April	13,148	
May	13,186	
June	13,188	

### QUALITY

	Quantity	Base Number	Contract	AT	Region	England
% of FP17s for the same patient ID Re-attending within 3 months - Children	136	1,431	9.5%	13.0%	13.4%	12.4%
% of FP17s for the same patient ID Re-attending within 3 months - Adults	582	2,964	19.6%	17.4%	17.3%	16.6%
% of FP17s for the same patient ID Re-attending between 3 & 9 months - Children	697	1,431	48.7%	57.2%	58.9%	57.5%
% of FP17s for the same patient ID Re-attending between 3 & 9 months - Adults	1,262	2,964	42.6%	50.9%	52.5%	50.4%
% of FP17s for Band 1 Urgent Courses	490	4,129	11.9%	11.0%	9.3%	9.1%
% of FP17s Relating to Free Repair or Replacements	44	4,129	1.1%	0.9%	1.0%	0.8%
% of FP17s Relating to Continuations	65	4,129	1.6%	1.3%	1.5%	1.3%
% of Patients satisfied with the dentistry they have received	2	3	N/A	92.3%	93.1%	92.7%
% of Patients satisfied with the time they had to wait for an appointment	2	3	N/A	88.9%	89.8%	88.8%

\* This is based on patients treated on this contract for their most recent course of treatment. Figures in italics indicate the base number of FP17s or Patient Questionnaire responses are less than 100. N/A is shown where the base number of responses is less than 10 during the period. % is calculated as Quantity/Base number\*100

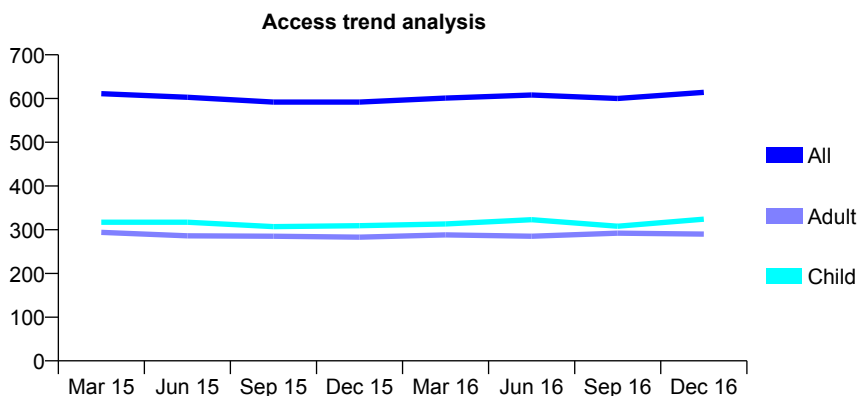
## Q47 - Vital Signs At a Glance Contract Report for 574651/0001 - December 2016

Name or company name	MISS CL ALLEN
Contract type name	GDS Contract
Purpose of contract	General
Contract start date	01/04/2006
Contract end date	

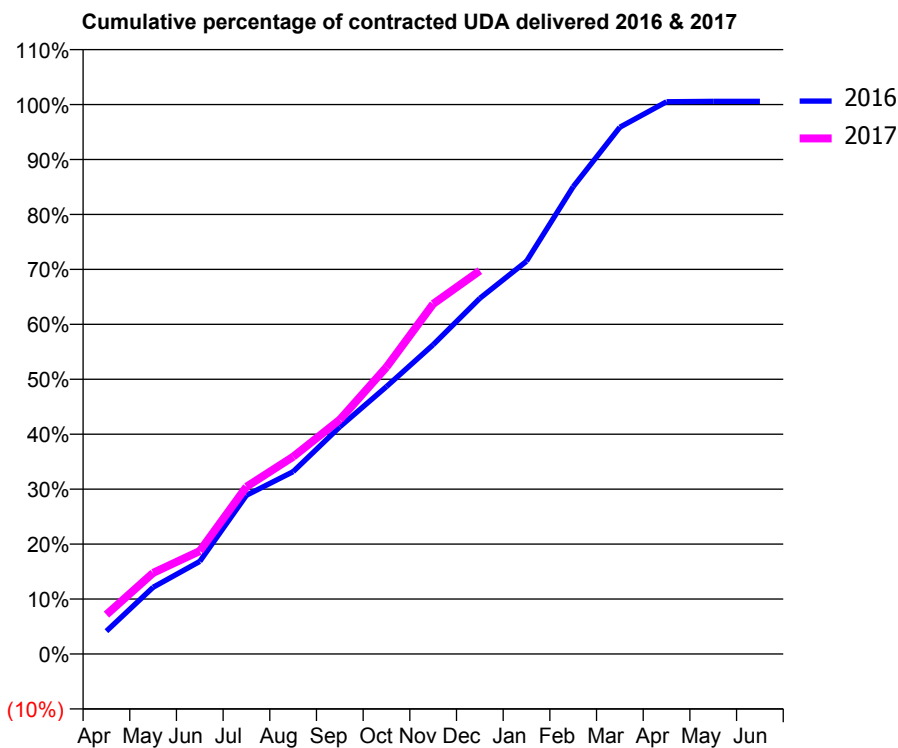
16/17 Contracted general activity (UDA)	1,561
Carry forward general activity (UDA)	-9
16/17 Contracted orthodontic activity (UOA)	0
Carry forward orthodontic activity (UOA)	0
Baseline contract value	£42,105.06

### ACCESS\*

Patients seen in 24 months	Total	Change since previous quarter
Quarter ending December 2015	592	
Quarter ending March 2016	601	→
Quarter ending June 2016	608	→
Quarter ending September 2016	600	↓
Quarter ending December 2016	614	↑
<b>Variance since December 2015</b>	<b>3.7%</b>	<b>↑</b>



### ACTIVITY



Month	Adjusted Scheduled Activity (UDA)	
	2016	2017
April	65	112
May	190	230
June	263	293
July	451	475
August	518	561
September	645	666
October	760	815
November	879	995
December	1,011	1,089
January	1,116	
February	1,327	
March	1,496	
April	1,569	
May	1,570	
June	1,570	

### QUALITY

	Quantity	Base Number	Contract	AT	Region	England
% of FP17s for the same patient ID Re-attending within 3 months - Children	44	435	10.1%	13.0%	13.4%	12.4%
% of FP17s for the same patient ID Re-attending within 3 months - Adults	36	307	11.7%	17.4%	17.3%	16.6%
% of FP17s for the same patient ID Re-attending between 3 & 9 months - Children	307	435	70.6%	57.2%	58.9%	57.5%
% of FP17s for the same patient ID Re-attending between 3 & 9 months - Adults	178	307	58.0%	50.9%	52.5%	50.4%
% of FP17s for Band 1 Urgent Courses	35	683	5.1%	11.0%	9.3%	9.1%
% of FP17s Relating to Free Repair or Replacements	0	683	0.0%	0.9%	1.0%	0.8%
% of FP17s Relating to Continuations	0	683	0.0%	1.3%	1.5%	1.3%
% of Patients satisfied with the dentistry they have received	2	2	N/A	92.3%	93.1%	92.7%
% of Patients satisfied with the time they had to wait for an appointment	2	2	N/A	88.9%	89.8%	88.8%

\* This is based on patients treated on this contract for their most recent course of treatment. Figures in italics indicate the base number of FP17s or Patient Questionnaire responses are less than 100. N/A is shown where the base number of responses is less than 10 during the period. % is calculated as Quantity/Base number\*100



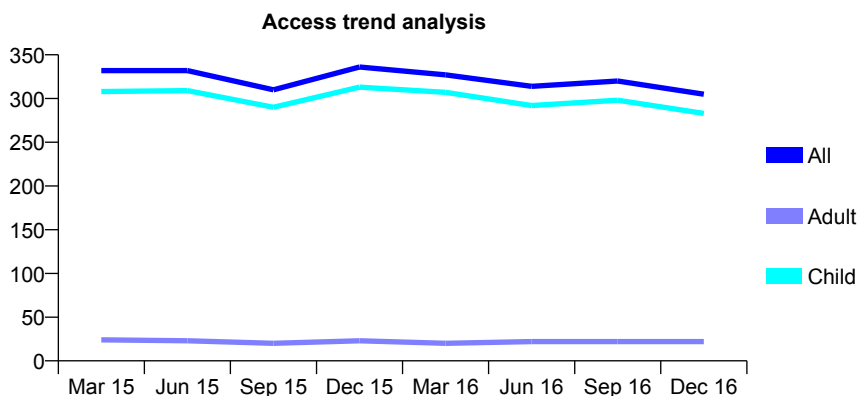
## Q47 - Vital Signs At a Glance Contract Report for 575577/0001 - December 2016

Name or company name	MR JR VALENTINE
Contract type name	GDS Contract
Purpose of contract	General
Contract start date	01/04/2006
Contract end date	

16/17 Contracted general activity (UDA)	1,100
Carry forward general activity (UDA)	0
16/17 Contracted orthodontic activity (UOA)	0
Carry forward orthodontic activity (UOA)	0
Baseline contract value	£20,142.44

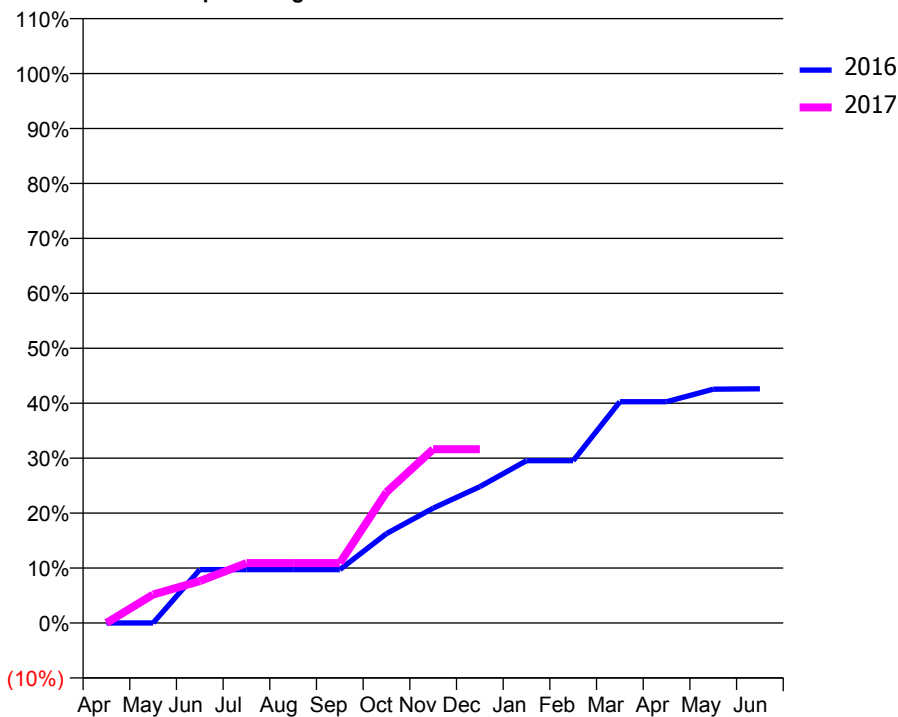
### ACCESS\*

Patients seen in 24 months	Total	Change since previous quarter
Quarter ending December 2015	336	
Quarter ending March 2016	327	↓
Quarter ending June 2016	314	↓
Quarter ending September 2016	320	→
Quarter ending December 2016	305	↓
<b>Variance since December 2015</b>	<b>(9.2%)</b>	<b>↓</b>



### ACTIVITY

Cumulative percentage of contracted UDA delivered 2016 & 2017



Month	Adjusted Scheduled Activity (UDA)	
	2016	2017
April	0	0
May	0	57
June	107	84
July	107	120
August	107	120
September	107	120
October	179	262
November	230	348
December	273	348
January	325	
February	325	
March	443	
April	443	
May	468	
June	469	

### QUALITY

	Quantity	Base Number	Contract	AT	Region	England
% of FP17s for the same patient ID Re-attending within 3 months - Children	20	284	7.0%	13.0%	13.4%	12.4%
% of FP17s for the same patient ID Re-attending within 3 months - Adults	0	2	0.0%	17.4%	17.3%	16.6%
% of FP17s for the same patient ID Re-attending between 3 & 9 months - Children	166	284	58.5%	57.2%	58.9%	57.5%
% of FP17s for the same patient ID Re-attending between 3 & 9 months - Adults	1	2	50.0%	50.9%	52.5%	50.4%
% of FP17s for Band 1 Urgent Courses	0	265	0.0%	11.0%	9.3%	9.1%
% of FP17s Relating to Free Repair or Replacements	0	265	0.0%	0.9%	1.0%	0.8%
% of FP17s Relating to Continuations	0	265	0.0%	1.3%	1.5%	1.3%
% of Patients satisfied with the dentistry they have received	0	0	N/A	92.3%	93.1%	92.7%
% of Patients satisfied with the time they had to wait for an appointment	0	0	N/A	88.9%	89.8%	88.8%

\* This is based on patients treated on this contract for their most recent course of treatment. Figures in italics indicate the base number of FP17s or Patient Questionnaire responses are less than 100. N/A is shown where the base number of responses is less than 10 during the period. % is calculated as Quantity/Base number\*100

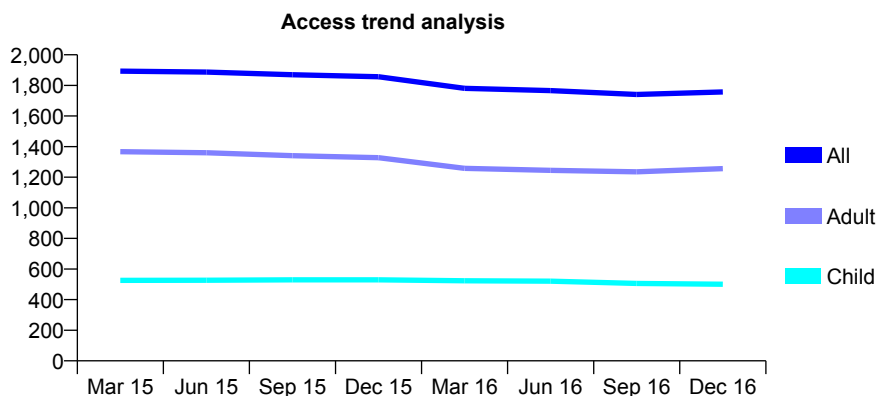
## Q47 - Vital Signs At a Glance Contract Report for 604860/0001 - December 2016

Name or company name	MR SA BATE
Contract type name	GDS Contract
Purpose of contract	General
Contract start date	01/10/2010
Contract end date	

16/17 Contracted general activity (UDA)	7,000
Carry forward general activity (UDA)	236
16/17 Contracted orthodontic activity (UOA)	0
Carry forward orthodontic activity (UOA)	0
Baseline contract value	£171,130.78

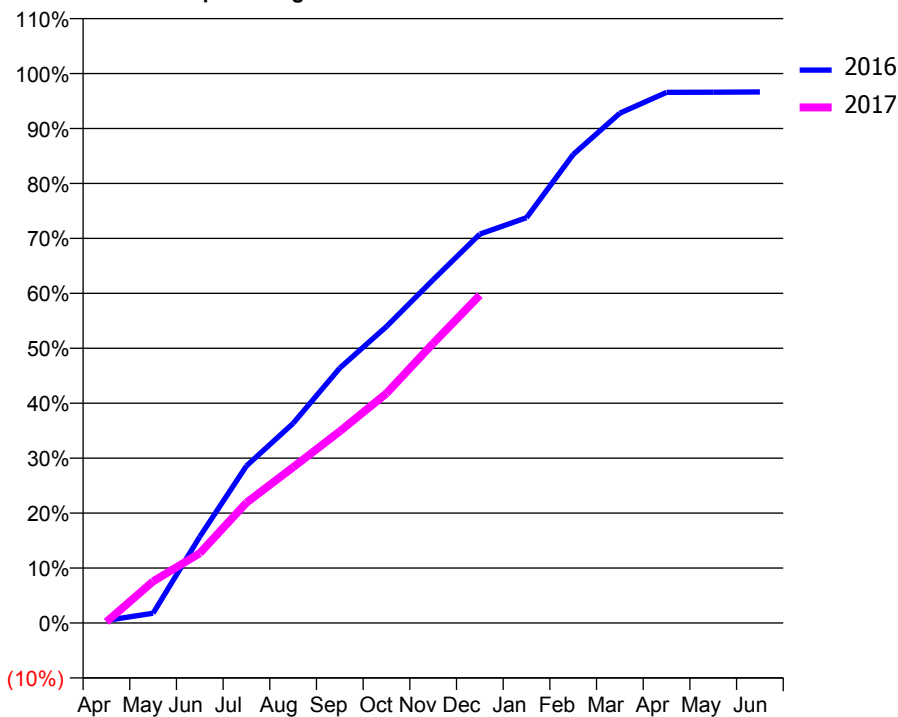
### ACCESS\*

Patients seen in 24 months	Total	Change since previous quarter
Quarter ending December 2015	1,857	
Quarter ending March 2016	1,781	↓
Quarter ending June 2016	1,766	→
Quarter ending September 2016	1,741	↓
Quarter ending December 2016	1,757	→
<b>Variance since December 2015</b>	<b>(5.4%)</b>	<b>↓</b>



### ACTIVITY

Cumulative percentage of contracted UDA delivered 2016 & 2017



### QUALITY

	Quantity	Base Number	Contract	AT	Region	England
% of FP17s for the same patient ID Re-attending within 3 months - Children	109	813	13.4%	13.0%	13.4%	12.4%
% of FP17s for the same patient ID Re-attending within 3 months - Adults	313	1,697	18.4%	17.4%	17.3%	16.6%
% of FP17s for the same patient ID Re-attending between 3 & 9 months - Children	566	813	69.6%	57.2%	58.9%	57.5%
% of FP17s for the same patient ID Re-attending between 3 & 9 months - Adults	1,044	1,697	61.5%	50.9%	52.5%	50.4%
% of FP17s for Band 1 Urgent Courses	138	2,372	5.8%	11.0%	9.3%	9.1%
% of FP17s Relating to Free Repair or Replacements	38	2,372	1.6%	0.9%	1.0%	0.8%
% of FP17s Relating to Continuations	22	2,372	0.9%	1.3%	1.5%	1.3%
% of Patients satisfied with the dentistry they have received	7	7	N/A	92.3%	93.1%	92.7%
% of Patients satisfied with the time they had to wait for an appointment	6	7	N/A	88.9%	89.8%	88.8%

\* This is based on patients treated on this contract for their most recent course of treatment. Figures in italics indicate the base number of FP17s or Patient Questionnaire responses are less than 100. N/A is shown where the base number of responses is less than 10 during the period. % is calculated as Quantity/Base number\*100

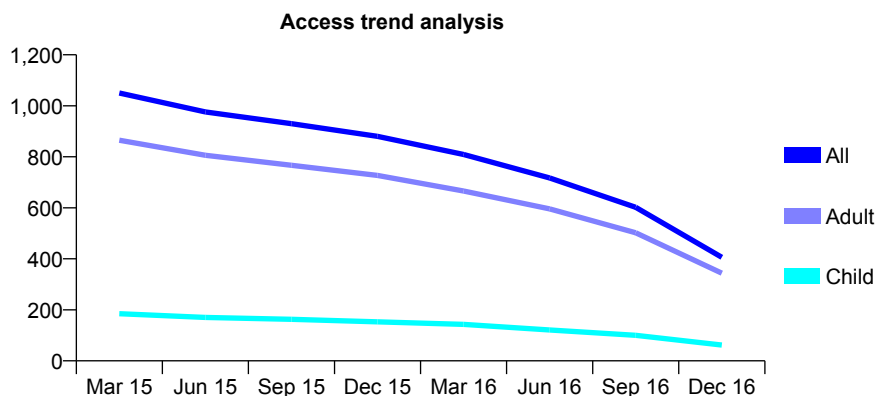
## Q47 - Vital Signs At a Glance Contract Report for 629081/0001 - December 2016

Name or company name	MR JM MUSGRAVE
Contract type name	GDS Contract
Purpose of contract	General
Contract start date	01/04/2006
Contract end date	

16/17 Contracted general activity (UDA)	5,275
Carry forward general activity (UDA)	0
16/17 Contracted orthodontic activity (UOA)	0
Carry forward orthodontic activity (UOA)	0
Baseline contract value	£121,995.80

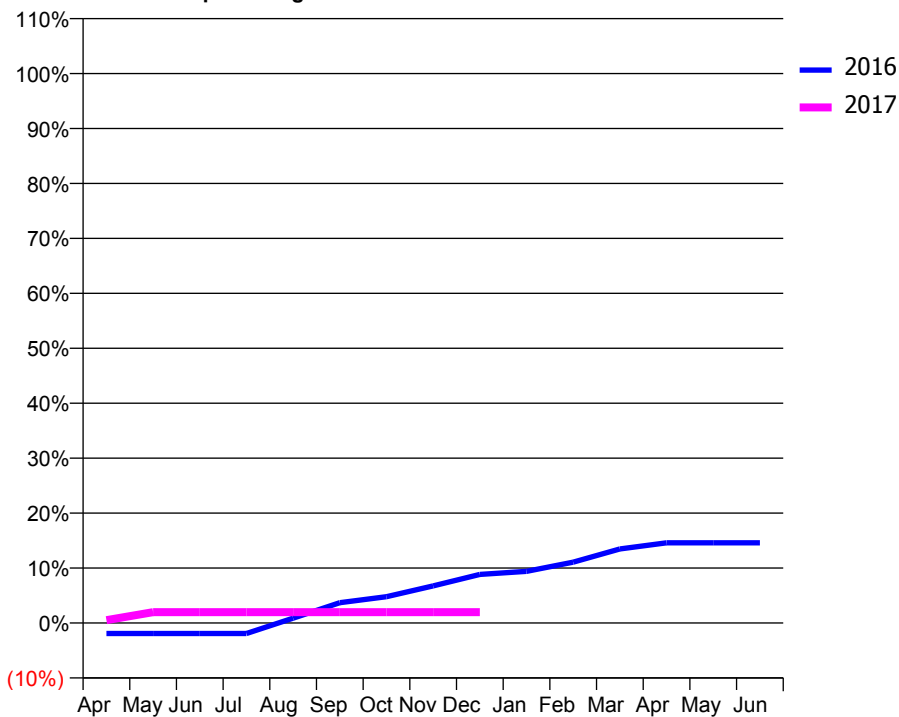
### ACCESS\*

Patients seen in 24 months	Total	Change since previous quarter
Quarter ending December 2015	880	
Quarter ending March 2016	809	↓
Quarter ending June 2016	717	↓
Quarter ending September 2016	602	↓
Quarter ending December 2016	406	↓
<b>Variance since December 2015</b>	<b>(53.9%)</b>	<b>↓</b>



### ACTIVITY

Cumulative percentage of contracted UDA delivered 2016 & 2017



Adjusted Scheduled Activity (UDA)

Month	2016	2017
April	-102	27
May	-102	104
June	-102	104
July	-102	104
August	47	104
September	195	104
October	253	104
November	357	104
December	466	104
January	496	
February	585	
March	711	
April	770	
May	770	
June	770	

### QUALITY

	Quantity	Base Number	Contract	AT	Region	England
% of FP17s for the same patient ID Re-attending within 3 months - Children	0	14	0.0%	13.0%	13.4%	12.4%
% of FP17s for the same patient ID Re-attending within 3 months - Adults	4	62	6.5%	17.4%	17.3%	16.6%
% of FP17s for the same patient ID Re-attending between 3 & 9 months - Children	8	14	57.1%	57.2%	58.9%	57.5%
% of FP17s for the same patient ID Re-attending between 3 & 9 months - Adults	28	62	45.2%	50.9%	52.5%	50.4%
% of FP17s for Band 1 Urgent Courses	6	53	11.3%	11.0%	9.3%	9.1%
% of FP17s Relating to Free Repair or Replacements	0	53	0.0%	0.9%	1.0%	0.8%
% of FP17s Relating to Continuations	1	53	1.9%	1.3%	1.5%	1.3%
% of Patients satisfied with the dentistry they have received	0	0	N/A	92.3%	93.1%	92.7%
% of Patients satisfied with the time they had to wait for an appointment	0	0	N/A	88.9%	89.8%	88.8%

\* This is based on patients treated on this contract for their most recent course of treatment. Figures in italics indicate the base number of FP17s or Patient Questionnaire responses are less than 100. N/A is shown where the base number of responses is less than 10 during the period. % is calculated as Quantity/Base number\*100

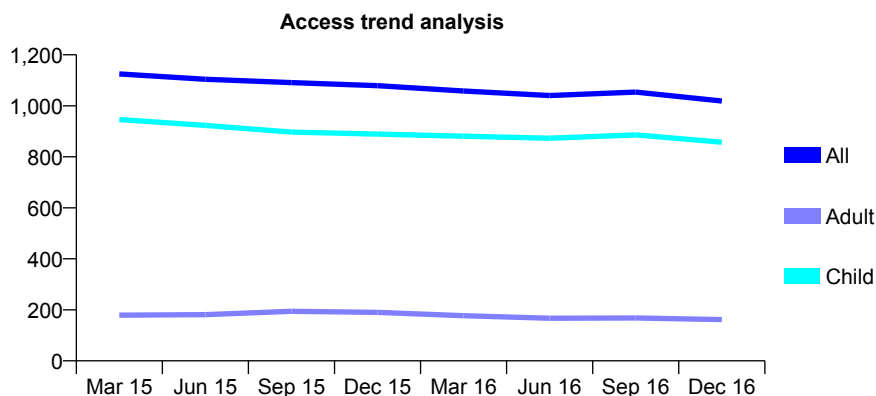
## Q47 - Vital Signs At a Glance Contract Report for 629154/0003 - December 2016

Name or company name	MR M DUFFY
Contract type name	GDS Contract
Purpose of contract	General and Orthodontic
Contract start date	01/06/2008
Contract end date	

16/17 Contracted general activity (UDA)	3,050
Carry forward general activity (UDA)	0
16/17 Contracted orthodontic activity (UOA)	1,150
Carry forward orthodontic activity (UOA)	0
Baseline contract value	£154,438.72

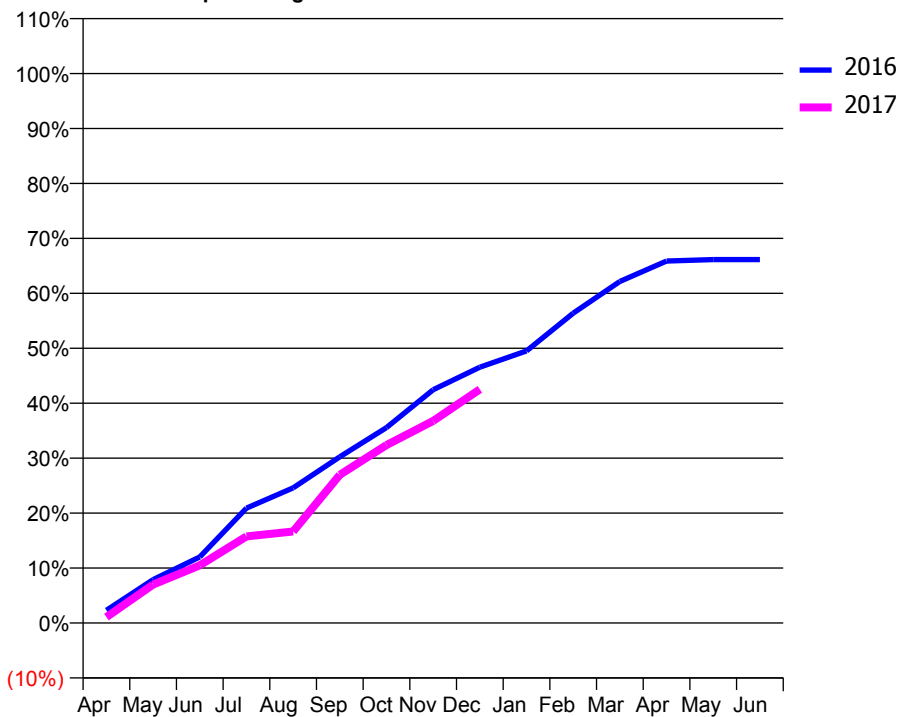
### ACCESS\*

Patients seen in 24 months	Total	Change since previous quarter
Quarter ending December 2015	1,079	
Quarter ending March 2016	1,058	↓
Quarter ending June 2016	1,040	↓
Quarter ending September 2016	1,054	→
Quarter ending December 2016	1,019	↓
<b>Variance since December 2015</b>	<b>(5.6%)</b>	<b>↓</b>



### ACTIVITY

**Cumulative percentage of contracted UDA delivered 2016 & 2017**



**Adjusted Scheduled Activity (UDA)**

Month	2016	2017
April	71	33
May	241	213
June	367	320
July	638	480
August	750	508
September	922	823
October	1,085	987
November	1,295	1,121
December	1,420	1,297
January	1,510	
February	1,719	
March	1,896	
April	2,009	
May	2,017	
June	2,017	

### QUALITY

	Quantity	Base Number	Contract	AT	Region	England
% of FP17s for the same patient ID Re-attending within 3 months - Children	164	1,134	14.5%	13.0%	13.4%	12.4%
% of FP17s for the same patient ID Re-attending within 3 months - Adults	2	24	8.3%	17.4%	17.3%	16.6%
% of FP17s for the same patient ID Re-attending between 3 & 9 months - Children	586	1,134	51.7%	57.2%	58.9%	57.5%
% of FP17s for the same patient ID Re-attending between 3 & 9 months - Adults	11	24	45.8%	50.9%	52.5%	50.4%
% of FP17s for Band 1 Urgent Courses	38	974	3.9%	11.0%	9.3%	9.1%
% of FP17s Relating to Free Repair or Replacements	0	974	0.0%	0.9%	1.0%	0.8%
% of FP17s Relating to Continuations	0	974	0.0%	1.3%	1.5%	1.3%
% of Patients satisfied with the dentistry they have received	0	0	N/A	92.3%	93.1%	92.7%
% of Patients satisfied with the time they had to wait for an appointment	0	0	N/A	88.9%	89.8%	88.8%

\* This is based on patients treated on this contract for their most recent course of treatment. Figures in italics indicate the base number of FP17s or Patient Questionnaire responses are less than 100. N/A is shown where the base number of responses is less than 10 during the period. % is calculated as Quantity/Base number\*100

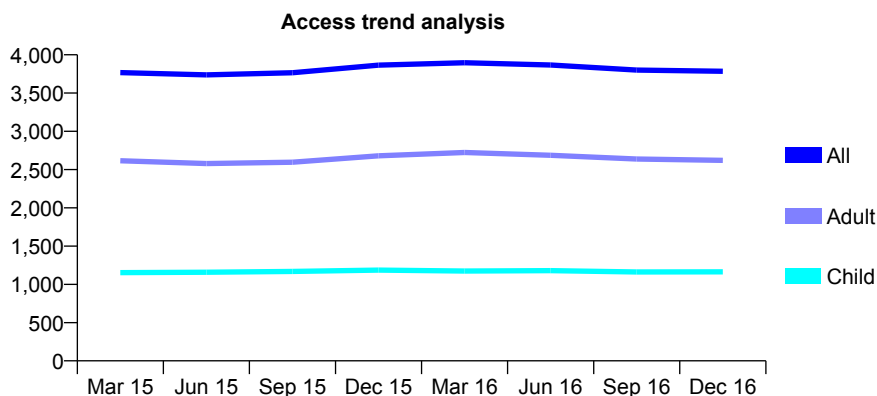
## Q47 - Vital Signs At a Glance Contract Report for 629316/0001 - December 2016

Name or company name	Mr Waqar Mohammed
Contract type name	GDS Contract
Purpose of contract	General
Contract start date	01/04/2006
Contract end date	

16/17 Contracted general activity (UDA)	13,319
Carry forward general activity (UDA)	-84
16/17 Contracted orthodontic activity (UOA)	0
Carry forward orthodontic activity (UOA)	0
Baseline contract value	£397,229.95

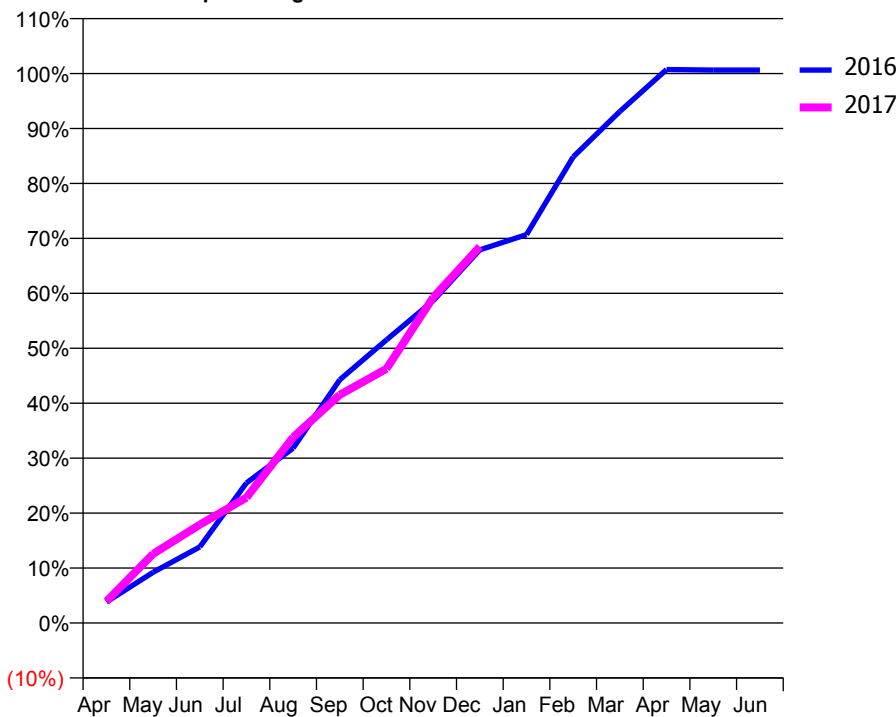
### ACCESS\*

Patients seen in 24 months	Total	Change since previous quarter
Quarter ending December 2015	3,865	
Quarter ending March 2016	3,897	→
Quarter ending June 2016	3,866	→
Quarter ending September 2016	3,800	↓
Quarter ending December 2016	3,784	→
<b>Variance since December 2015</b>	<b>(2.1%)</b>	<b>↓</b>



### ACTIVITY

Cumulative percentage of contracted UDA delivered 2016 & 2017



Adjusted Scheduled Activity (UDA)

Month	2016	2017
April	508	526
May	1,229	1,676
June	1,845	2,384
July	3,396	3,039
August	4,239	4,504
September	5,895	5,531
October	6,864	6,162
November	7,810	7,892
December	9,045	9,122
January	9,414	
February	11,299	
March	12,401	
April	13,414	
May	13,403	
June	13,403	

### QUALITY

	Quantity	Base Number	Contract	AT	Region	England
% of FP17s for the same patient ID Re-attending within 3 months - Children	107	1,252	8.5%	13.0%	13.4%	12.4%
% of FP17s for the same patient ID Re-attending within 3 months - Adults	453	2,704	16.8%	17.4%	17.3%	16.6%
% of FP17s for the same patient ID Re-attending between 3 & 9 months - Children	691	1,252	55.2%	57.2%	58.9%	57.5%
% of FP17s for the same patient ID Re-attending between 3 & 9 months - Adults	1,261	2,704	46.6%	50.9%	52.5%	50.4%
% of FP17s for Band 1 Urgent Courses	437	3,581	12.2%	11.0%	9.3%	9.1%
% of FP17s Relating to Free Repair or Replacements	28	3,581	0.8%	0.9%	1.0%	0.8%
% of FP17s Relating to Continuations	57	3,581	1.6%	1.3%	1.5%	1.3%
% of Patients satisfied with the dentistry they have received	21	22	95.5%	92.3%	93.1%	92.7%
% of Patients satisfied with the time they had to wait for an appointment	22	22	100.0%	88.9%	89.8%	88.8%

\* This is based on patients treated on this contract for their most recent course of treatment. Figures in italics indicate the base number of FP17s or Patient Questionnaire responses are less than 100. N/A is shown where the base number of responses is less than 10 during the period. % is calculated as Quantity/Base number\*100

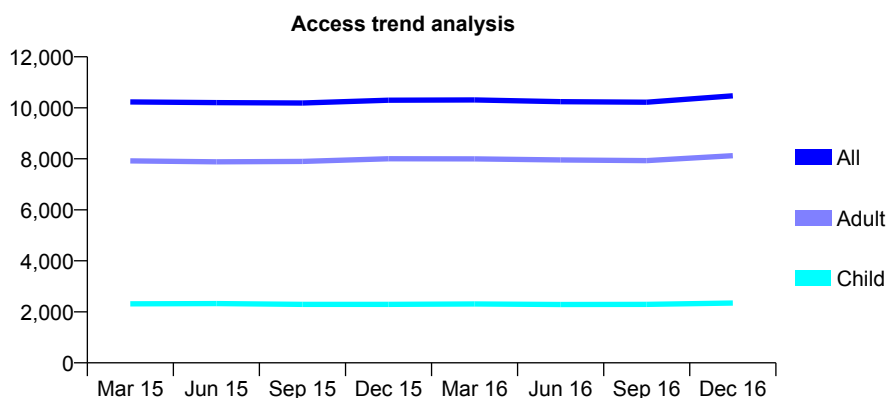
## Q47 - Vital Signs At a Glance Contract Report for 635944/0001 - December 2016

Name or company name	Dr J E Cornall and Dr A Giaziri
Contract type name	GDS Contract
Purpose of contract	General
Contract start date	01/04/2006
Contract end date	

16/17 Contracted general activity (UDA)	23,341
Carry forward general activity (UDA)	959
16/17 Contracted orthodontic activity (UOA)	0
Carry forward orthodontic activity (UOA)	0
Baseline contract value	£583,026.43

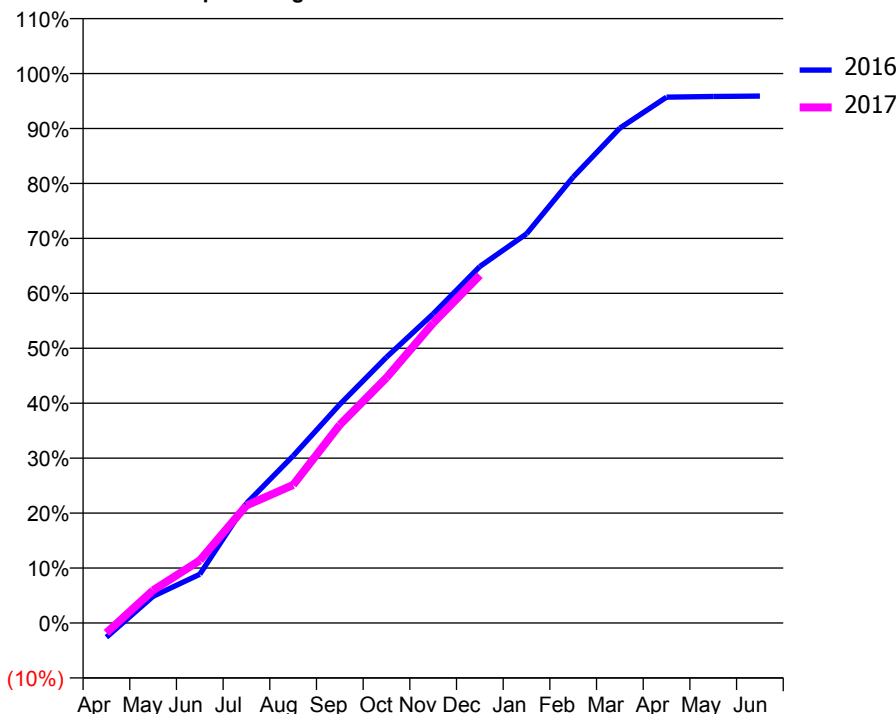
### ACCESS\*

Patients seen in 24 months	Total	Change since previous quarter
Quarter ending December 2015	10,297	
Quarter ending March 2016	10,308	→
Quarter ending June 2016	10,238	→
Quarter ending September 2016	10,220	→
Quarter ending December 2016	10,468	↑
<b>Variance since December 2015</b>	<b>1.7%</b>	<b>→</b>



### ACTIVITY

Cumulative percentage of contracted UDA delivered 2016 & 2017



Month	Adjusted Scheduled Activity (UDA)	
	2016	2017
April	-607	-423
May	1,134	1,389
June	2,072	2,661
July	5,084	4,990
August	7,099	5,863
September	9,286	8,420
October	11,289	10,421
November	13,132	12,740
December	15,144	14,772
January	16,534	
February	18,941	
March	21,023	
April	22,336	
May	22,364	
June	22,382	

### QUALITY

	Quantity	Base Number	Contract	AT	Region	England
% of FP17s for the same patient ID Re-attending within 3 months - Children	153	2,169	7.1%	13.0%	13.4%	12.4%
% of FP17s for the same patient ID Re-attending within 3 months - Adults	1,282	7,496	17.1%	17.4%	17.3%	16.6%
% of FP17s for the same patient ID Re-attending between 3 & 9 months - Children	1,044	2,169	48.1%	57.2%	58.9%	57.5%
% of FP17s for the same patient ID Re-attending between 3 & 9 months - Adults	2,803	7,496	37.4%	50.9%	52.5%	50.4%
% of FP17s for Band 1 Urgent Courses	1,638	8,956	18.3%	11.0%	9.3%	9.1%
% of FP17s Relating to Free Repair or Replacements	22	8,956	0.2%	0.9%	1.0%	0.8%
% of FP17s Relating to Continuations	61	8,956	0.7%	1.3%	1.5%	1.3%
% of Patients satisfied with the dentistry they have received	38	39	97.4%	92.3%	93.1%	92.7%
% of Patients satisfied with the time they had to wait for an appointment	38	39	97.4%	88.9%	89.8%	88.8%

\* This is based on patients treated on this contract for their most recent course of treatment. Figures in italics indicate the base number of FP17s or Patient Questionnaire responses are less than 100. N/A is shown where the base number of responses is less than 10 during the period. % is calculated as Quantity/Base number\*100

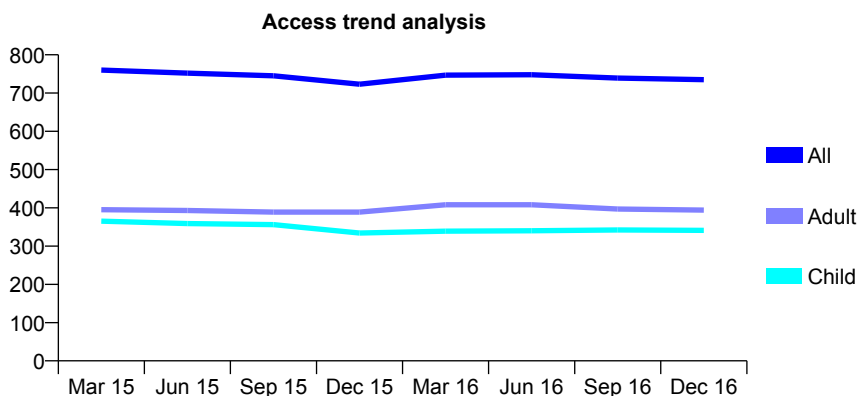
## Q47 - Vital Signs At a Glance Contract Report for 635960/0001 - December 2016

Name or company name	MR AP OVENDEN
Contract type name	GDS Contract
Purpose of contract	General
Contract start date	01/04/2006
Contract end date	

16/17 Contracted general activity (UDA)	2,076
Carry forward general activity (UDA)	0
16/17 Contracted orthodontic activity (UOA)	0
Carry forward orthodontic activity (UOA)	0
Baseline contract value	£55,889.99

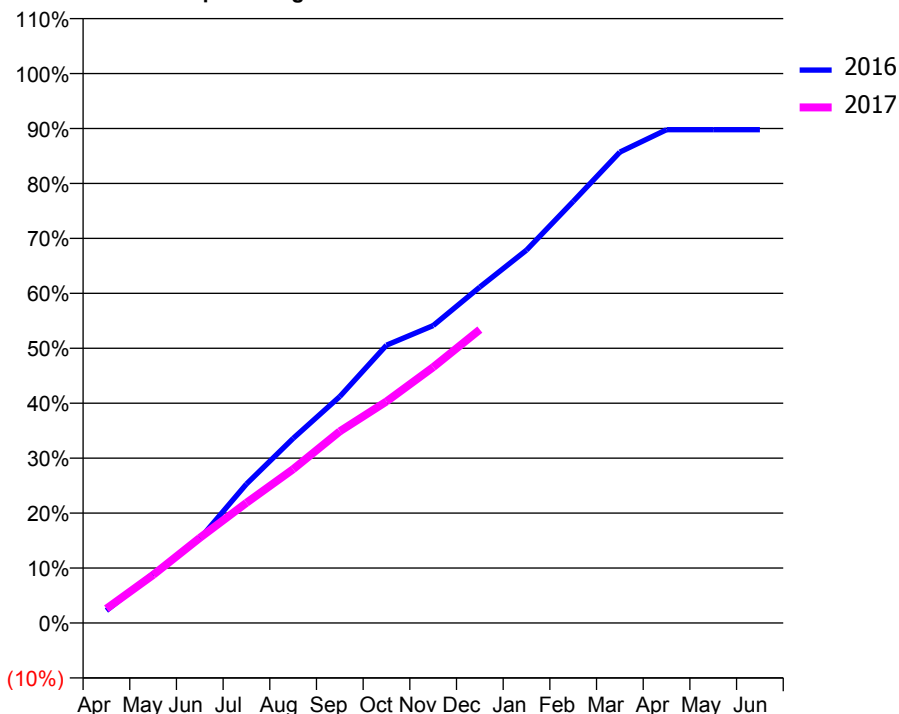
### ACCESS\*

Patients seen in 24 months	Total	Change since previous quarter
Quarter ending December 2015	723	
Quarter ending March 2016	747	↑
Quarter ending June 2016	748	→
Quarter ending September 2016	739	↓
Quarter ending December 2016	735	→
<b>Variance since December 2015</b>	<b>1.7%</b>	<b>→</b>



### ACTIVITY

Cumulative percentage of contracted UDA delivered 2016 & 2017



Month	Adjusted Scheduled Activity (UDA)	
	2016	2017
April	47	54
May	186	181
June	318	322
July	525	454
August	697	581
September	856	724
October	1,050	837
November	1,124	966
December	1,269	1,108
January	1,409	
February	1,593	
March	1,779	
April	1,864	
May	1,864	
June	1,864	

### QUALITY

	Quantity	Base Number	Contract	AT	Region	England
% of FP17s for the same patient ID Re-attending within 3 months - Children	15	399	3.8%	13.0%	13.4%	12.4%
% of FP17s for the same patient ID Re-attending within 3 months - Adults	39	348	11.2%	17.4%	17.3%	16.6%
% of FP17s for the same patient ID Re-attending between 3 & 9 months - Children	305	399	76.4%	57.2%	58.9%	57.5%
% of FP17s for the same patient ID Re-attending between 3 & 9 months - Adults	216	348	62.1%	50.9%	52.5%	50.4%
% of FP17s for Band 1 Urgent Courses	7	692	1.0%	11.0%	9.3%	9.1%
% of FP17s Relating to Free Repair or Replacements	0	692	0.0%	0.9%	1.0%	0.8%
% of FP17s Relating to Continuations	0	692	0.0%	1.3%	1.5%	1.3%
% of Patients satisfied with the dentistry they have received	0	0	N/A	92.3%	93.1%	92.7%
% of Patients satisfied with the time they had to wait for an appointment	0	0	N/A	88.9%	89.8%	88.8%

\* This is based on patients treated on this contract for their most recent course of treatment. Figures in italics indicate the base number of FP17s or Patient Questionnaire responses are less than 100. N/A is shown where the base number of responses is less than 10 during the period. % is calculated as Quantity/Base number\*100



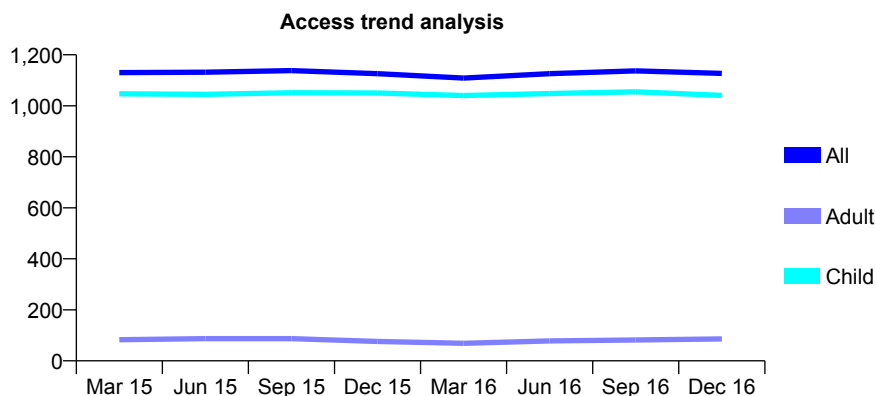
## Q47 - Vital Signs At a Glance Contract Report for 638552/0001 - December 2016

Name or company name	MR PM BROOKS
Contract type name	GDS Contract
Purpose of contract	General
Contract start date	01/04/2006
Contract end date	

16/17 Contracted general activity (UDA)	2,300
Carry forward general activity (UDA)	0
16/17 Contracted orthodontic activity (UOA)	0
Carry forward orthodontic activity (UOA)	0
Baseline contract value	£49,384.94

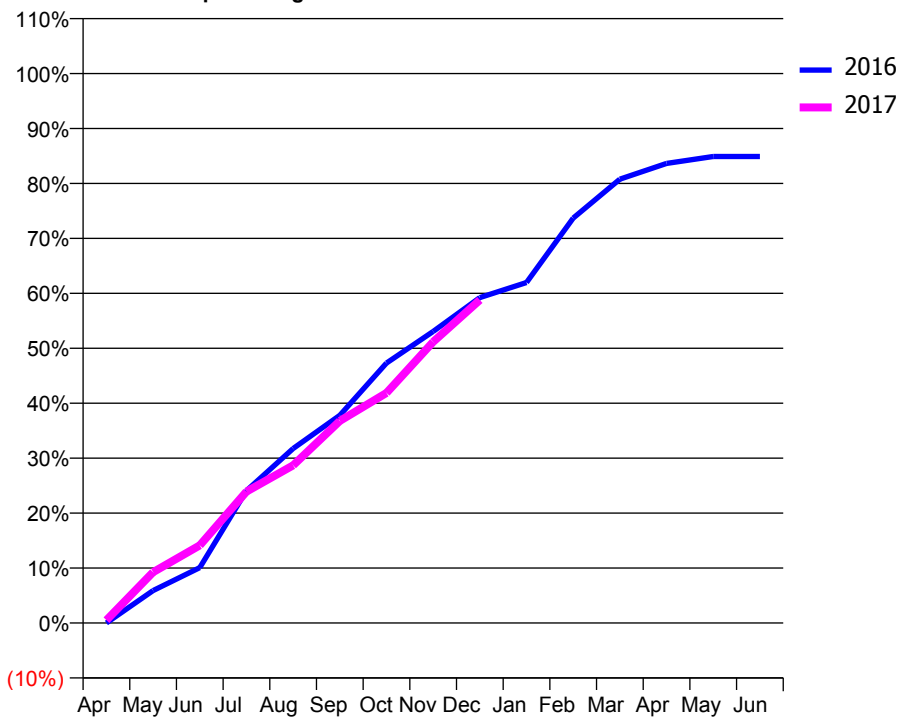
### ACCESS\*

Patients seen in 24 months	Total	Change since previous quarter
Quarter ending December 2015	1,126	
Quarter ending March 2016	1,109	↓
Quarter ending June 2016	1,126	→
Quarter ending September 2016	1,137	→
Quarter ending December 2016	1,127	→
<b>Variance since December 2015</b>	<b>0.1%</b>	<b>→</b>



### ACTIVITY

Cumulative percentage of contracted UDA delivered 2016 & 2017



Month	Adjusted Scheduled Activity (UDA)	
	2016	2017
April	0	12
May	136	213
June	232	325
July	554	550
August	730	660
September	869	846
October	1,088	963
November	1,220	1,177
December	1,362	1,352
January	1,425	
February	1,695	
March	1,858	
April	1,924	
May	1,953	
June	1,953	

### QUALITY

	Quantity	Base Number	Contract	AT	Region	England
% of FP17s for the same patient ID Re-attending within 3 months - Children	40	982	4.1%	13.0%	13.4%	12.4%
% of FP17s for the same patient ID Re-attending within 3 months - Adults	0	0	N/A	17.4%	17.3%	16.6%
% of FP17s for the same patient ID Re-attending between 3 & 9 months - Children	546	982	55.6%	57.2%	58.9%	57.5%
% of FP17s for the same patient ID Re-attending between 3 & 9 months - Adults	0	0	N/A	50.9%	52.5%	50.4%
% of FP17s for Band 1 Urgent Courses	0	912	0.0%	11.0%	9.3%	9.1%
% of FP17s Relating to Free Repair or Replacements	0	912	0.0%	0.9%	1.0%	0.8%
% of FP17s Relating to Continuations	0	912	0.0%	1.3%	1.5%	1.3%
% of Patients satisfied with the dentistry they have received	3	3	N/A	92.3%	93.1%	92.7%
% of Patients satisfied with the time they had to wait for an appointment	3	3	N/A	88.9%	89.8%	88.8%

\* This is based on patients treated on this contract for their most recent course of treatment. Figures in italics indicate the base number of FP17s or Patient Questionnaire responses are less than 100. N/A is shown where the base number of responses is less than 10 during the period. % is calculated as Quantity/Base number\*100

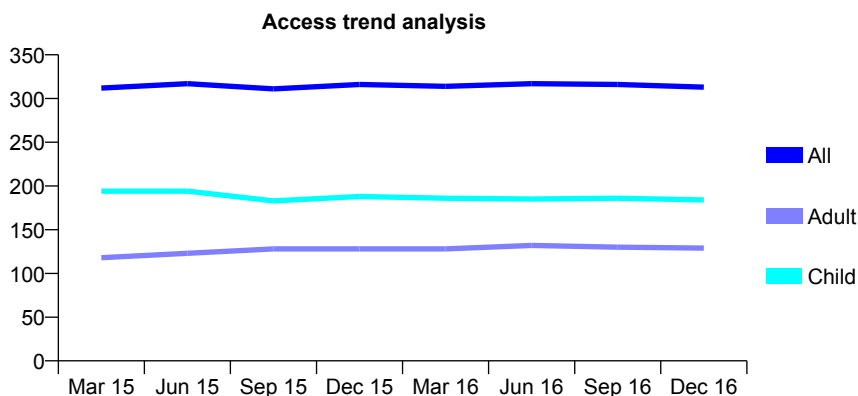
## Q47 - Vital Signs At a Glance Contract Report for 641812/0001 - December 2016

Name or company name	MR C WOODALL
Contract type name	GDS Contract
Purpose of contract	General
Contract start date	01/04/2006
Contract end date	

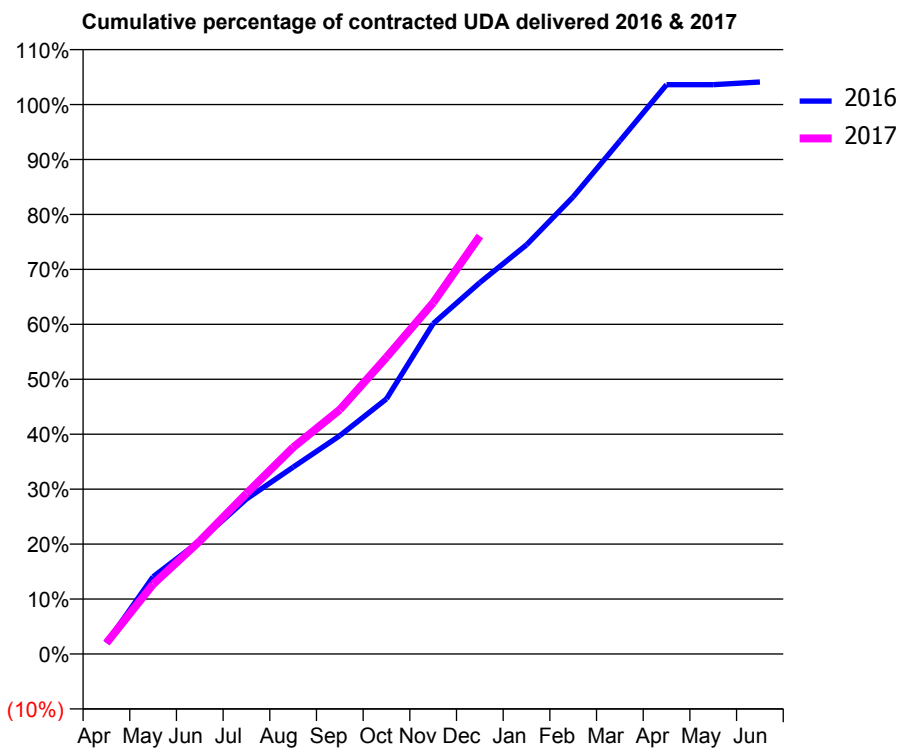
16/17 Contracted general activity (UDA)	600
Carry forward general activity (UDA)	-12
16/17 Contracted orthodontic activity (UOA)	0
Carry forward orthodontic activity (UOA)	0
Baseline contract value	£16,284.44

### ACCESS\*

Patients seen in 24 months	Total	Change since previous quarter
Quarter ending December 2015	316	
Quarter ending March 2016	314	→
Quarter ending June 2016	317	→
Quarter ending September 2016	316	→
Quarter ending December 2016	313	→
<b>Variance since December 2015</b>	<b>(0.9%)</b>	<b>→</b>



### ACTIVITY



Month	Adjusted Scheduled Activity (UDA)	
	2016	2017
April	12	12
May	84	76
June	123	123
July	169	175
August	204	226
September	238	267
October	279	324
November	361	384
December	406	456
January	447	
February	499	
March	560	
April	622	
May	622	
June	625	

### QUALITY

	Quantity	Base Number	Contract	AT	Region	England
% of FP17s for the same patient ID Re-attending within 3 months - Children	15	253	5.9%	13.0%	13.4%	12.4%
% of FP17s for the same patient ID Re-attending within 3 months - Adults	5	133	3.8%	17.4%	17.3%	16.6%
% of FP17s for the same patient ID Re-attending between 3 & 9 months - Children	179	253	70.8%	57.2%	58.9%	57.5%
% of FP17s for the same patient ID Re-attending between 3 & 9 months - Adults	88	133	66.2%	50.9%	52.5%	50.4%
% of FP17s for Band 1 Urgent Courses	22	344	6.4%	11.0%	9.3%	9.1%
% of FP17s Relating to Free Repair or Replacements	0	344	0.0%	0.9%	1.0%	0.8%
% of FP17s Relating to Continuations	0	344	0.0%	1.3%	1.5%	1.3%
% of Patients satisfied with the dentistry they have received	0	0	N/A	92.3%	93.1%	92.7%
% of Patients satisfied with the time they had to wait for an appointment	0	0	N/A	88.9%	89.8%	88.8%

\* This is based on patients treated on this contract for their most recent course of treatment. Figures in italics indicate the base number of FP17s or Patient Questionnaire responses are less than 100. N/A is shown where the base number of responses is less than 10 during the period. % is calculated as Quantity/Base number\*100

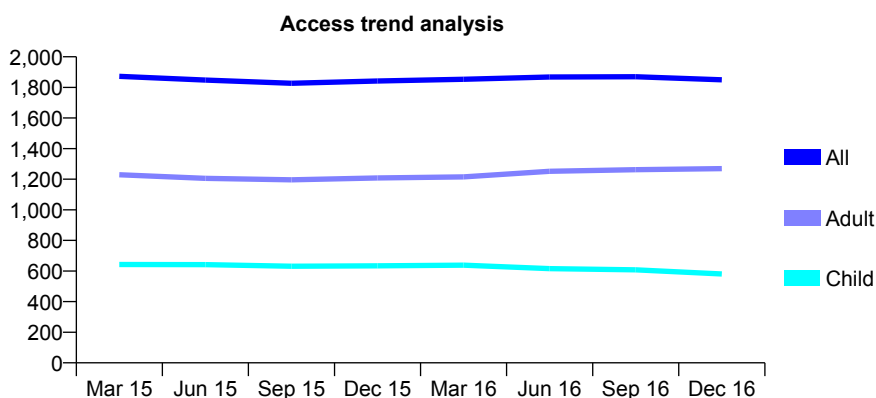
## Q47 - Vital Signs At a Glance Contract Report for 643157/0001 - December 2016

Name or company name	MR AJ HARVEY
Contract type name	GDS Contract
Purpose of contract	General
Contract start date	01/04/2006
Contract end date	

16/17 Contracted general activity (UDA)	6,780
Carry forward general activity (UDA)	203
16/17 Contracted orthodontic activity (UOA)	0
Carry forward orthodontic activity (UOA)	0
Baseline contract value	£203,581.30

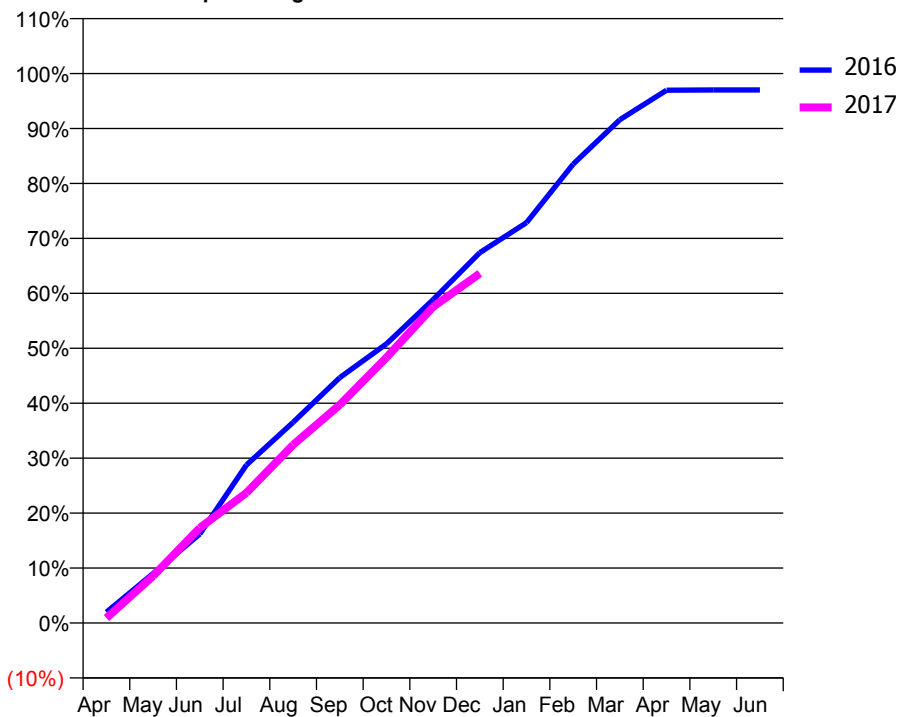
### ACCESS\*

Patients seen in 24 months	Total	Change since previous quarter
Quarter ending December 2015	1,842	
Quarter ending March 2016	1,853	→
Quarter ending June 2016	1,868	→
Quarter ending September 2016	1,870	→
Quarter ending December 2016	1,850	↓
<b>Variance since December 2015</b>	<b>0.4%</b>	<b>→</b>



### ACTIVITY

Cumulative percentage of contracted UDA delivered 2016 & 2017



Month	Adjusted Scheduled Activity (UDA)	
	2016	2017
April	134	62
May	611	580
June	1,098	1,175
July	1,951	1,607
August	2,477	2,199
September	3,028	2,693
October	3,444	3,277
November	3,991	3,902
December	4,570	4,313
January	4,939	
February	5,662	
March	6,209	
April	6,573	
May	6,577	
June	6,577	

### QUALITY

	Quantity	Base Number	Contract	AT	Region	England
% of FP17s for the same patient ID Re-attending within 3 months - Children	90	718	12.5%	13.0%	13.4%	12.4%
% of FP17s for the same patient ID Re-attending within 3 months - Adults	256	1,363	18.8%	17.4%	17.3%	16.6%
% of FP17s for the same patient ID Re-attending between 3 & 9 months - Children	429	718	59.7%	57.2%	58.9%	57.5%
% of FP17s for the same patient ID Re-attending between 3 & 9 months - Adults	636	1,363	46.7%	50.9%	52.5%	50.4%
% of FP17s for Band 1 Urgent Courses	133	1,928	6.9%	11.0%	9.3%	9.1%
% of FP17s Relating to Free Repair or Replacements	15	1,928	0.8%	0.9%	1.0%	0.8%
% of FP17s Relating to Continuations	25	1,928	1.3%	1.3%	1.5%	1.3%
% of Patients satisfied with the dentistry they have received	1	2	N/A	92.3%	93.1%	92.7%
% of Patients satisfied with the time they had to wait for an appointment	2	2	N/A	88.9%	89.8%	88.8%

\* This is based on patients treated on this contract for their most recent course of treatment. Figures in italics indicate the base number of FP17s or Patient Questionnaire responses are less than 100. N/A is shown where the base number of responses is less than 10 during the period. % is calculated as Quantity/Base number\*100

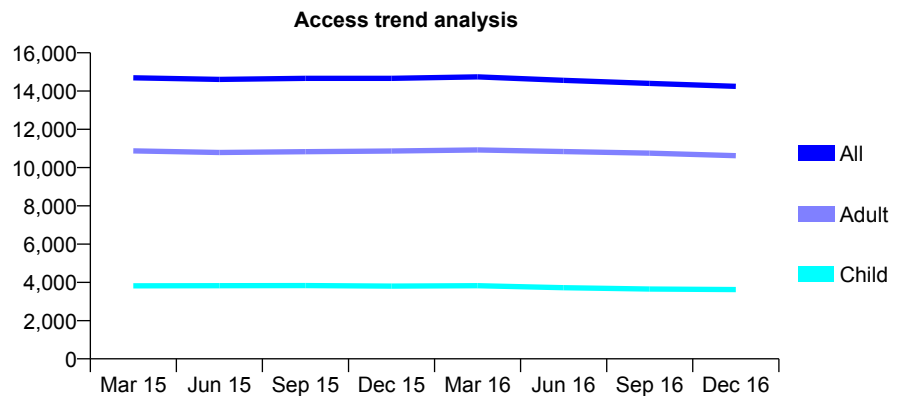
## Q47 - Vital Signs At a Glance Contract Report for 649295/0001 - December 2016

Name or company name	MR YM CAMUS
Contract type name	Pilot Contract
Purpose of contract	General and Orthodontic
Contract start date	01/04/2006
Contract end date	

16/17 Contracted general activity (UDA)	55,732
Carry forward general activity (UDA)	0
16/17 Contracted orthodontic activity (UOA)	2,904
Carry forward orthodontic activity (UOA)	0
Baseline contract value	£1,515,936.17

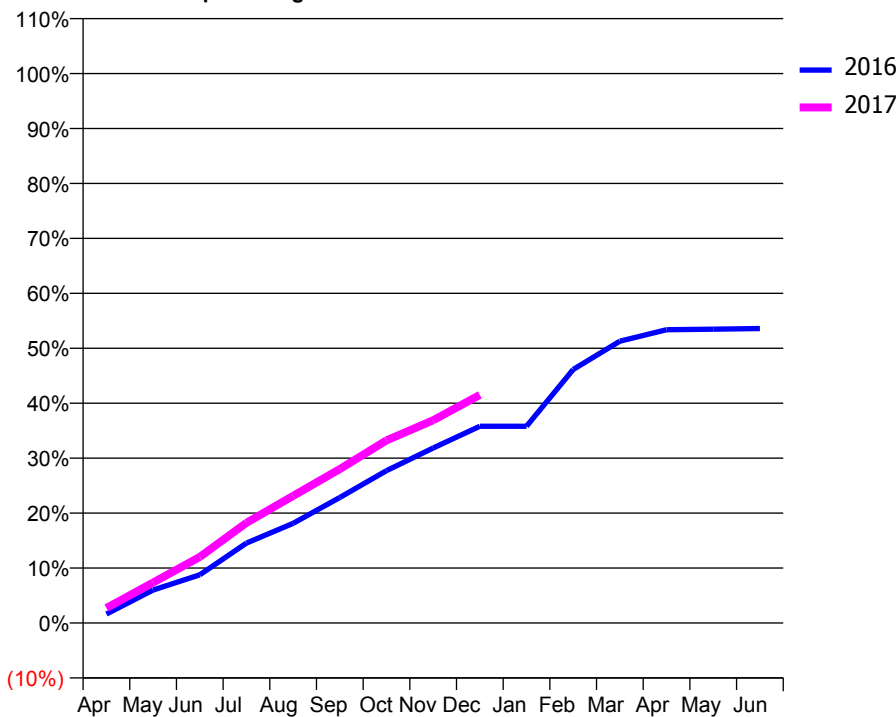
### ACCESS\*

Patients seen in 24 months	Total	Change since previous quarter
Quarter ending December 2015	14,666	
Quarter ending March 2016	14,745	→
Quarter ending June 2016	14,559	↓
Quarter ending September 2016	14,398	↓
Quarter ending December 2016	14,246	↓
<b>Variance since December 2015</b>	<b>(2.9%)</b>	↓



### ACTIVITY

Cumulative percentage of contracted UDA delivered 2016 & 2017



Month	Adjusted Scheduled Activity (UDA)	
	2016	2017
April	911	1,522
May	3,341	4,111
June	4,895	6,707
July	8,114	10,161
August	10,116	12,900
September	12,728	15,611
October	15,447	18,526
November	17,757	20,558
December	19,961	23,129
January	19,953	
February	25,721	
March	28,589	
April	29,752	
May	29,804	
June	29,867	

### QUALITY

	Quantity	Base Number	Contract	AT	Region	England
% of FP17s for the same patient ID Re-attending within 3 months - Children	326	3,707	8.8%	13.0%	13.4%	12.4%
% of FP17s for the same patient ID Re-attending within 3 months - Adults	1,353	9,215	14.7%	17.4%	17.3%	16.6%
% of FP17s for the same patient ID Re-attending between 3 & 9 months - Children	1,811	3,707	48.9%	57.2%	58.9%	57.5%
% of FP17s for the same patient ID Re-attending between 3 & 9 months - Adults	3,376	9,215	36.6%	50.9%	52.5%	50.4%
% of FP17s for Band 1 Urgent Courses	1,199	11,845	10.1%	11.0%	9.3%	9.1%
% of FP17s Relating to Free Repair or Replacements	62	11,845	0.5%	0.9%	1.0%	0.8%
% of FP17s Relating to Continuations	15	11,845	0.1%	1.3%	1.5%	1.3%
% of Patients satisfied with the dentistry they have received	24	26	92.3%	92.3%	93.1%	92.7%
% of Patients satisfied with the time they had to wait for an appointment	21	26	80.8%	88.9%	89.8%	88.8%

\* This is based on patients treated on this contract for their most recent course of treatment. Figures in italics indicate the base number of FP17s or Patient Questionnaire responses are less than 100. N/A is shown where the base number of responses is less than 10 during the period. % is calculated as Quantity/Base number\*100

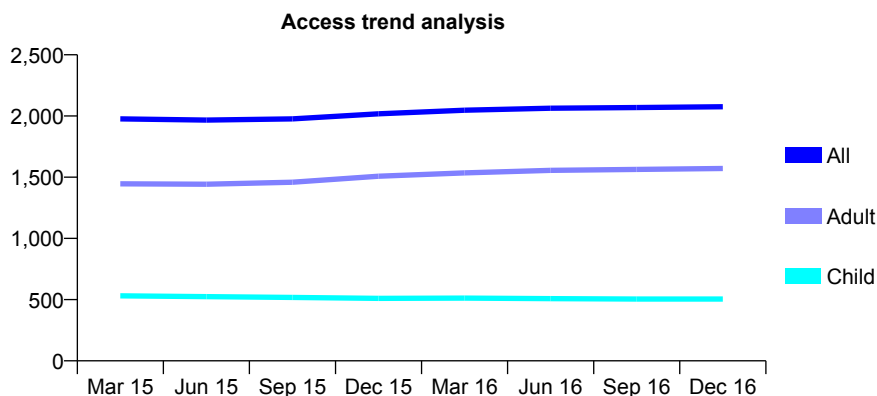
## Q47 - Vital Signs At a Glance Contract Report for 652229/0001 - December 2016

Name or company name	MR AK RAO
Contract type name	GDS Contract
Purpose of contract	General
Contract start date	01/04/2006
Contract end date	

16/17 Contracted general activity (UDA)	7,598
Carry forward general activity (UDA)	222
16/17 Contracted orthodontic activity (UOA)	0
Carry forward orthodontic activity (UOA)	0
Baseline contract value	£213,806.10

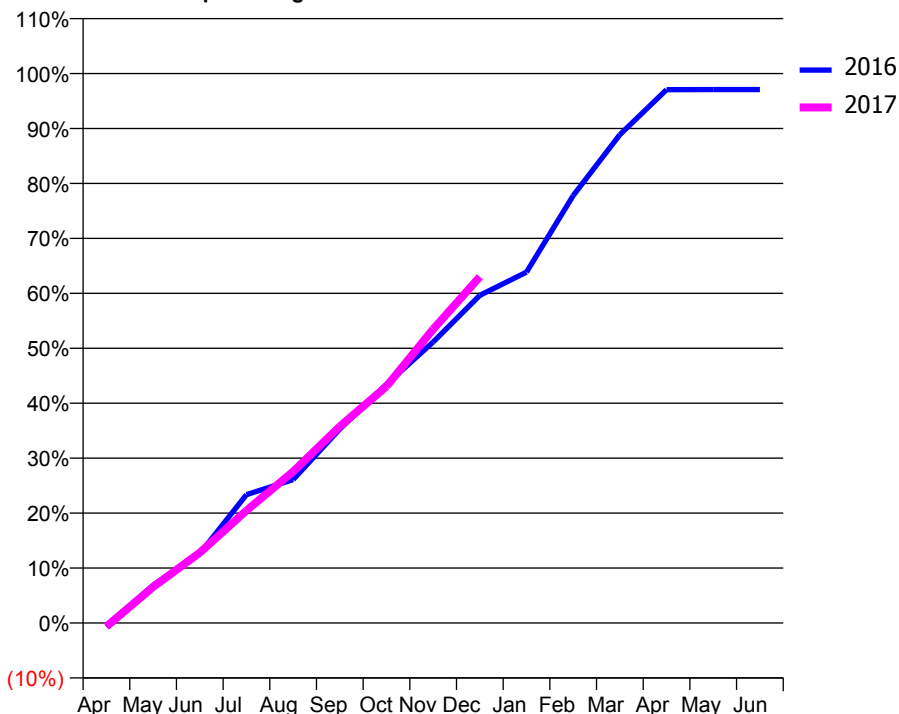
### ACCESS\*

Patients seen in 24 months	Total	Change since previous quarter
Quarter ending December 2015	2,018	
Quarter ending March 2016	2,047	→
Quarter ending June 2016	2,064	→
Quarter ending September 2016	2,069	→
Quarter ending December 2016	2,076	→
<b>Variance since December 2015</b>	<b>2.9%</b>	<b>↑</b>



### ACTIVITY

Cumulative percentage of contracted UDA delivered 2016 & 2017



Month	Adjusted Scheduled Activity (UDA)	
	2016	2017
April	-54	-51
May	522	499
June	960	973
July	1,774	1,556
August	1,983	2,094
September	2,683	2,719
October	3,302	3,272
November	3,886	4,063
December	4,531	4,787
January	4,852	
February	5,910	
March	6,753	
April	7,375	
May	7,376	
June	7,376	

### QUALITY

	Quantity	Base Number	Contract	AT	Region	England
% of FP17s for the same patient ID Re-attending within 3 months - Children	42	521	8.1%	13.0%	13.4%	12.4%
% of FP17s for the same patient ID Re-attending within 3 months - Adults	268	1,462	18.3%	17.4%	17.3%	16.6%
% of FP17s for the same patient ID Re-attending between 3 & 9 months - Children	223	521	42.8%	57.2%	58.9%	57.5%
% of FP17s for the same patient ID Re-attending between 3 & 9 months - Adults	607	1,462	41.5%	50.9%	52.5%	50.4%
% of FP17s for Band 1 Urgent Courses	189	1,811	10.4%	11.0%	9.3%	9.1%
% of FP17s Relating to Free Repair or Replacements	21	1,811	1.2%	0.9%	1.0%	0.8%
% of FP17s Relating to Continuations	24	1,811	1.3%	1.3%	1.5%	1.3%
% of Patients satisfied with the dentistry they have received	6	6	N/A	92.3%	93.1%	92.7%
% of Patients satisfied with the time they had to wait for an appointment	6	6	N/A	88.9%	89.8%	88.8%

\* This is based on patients treated on this contract for their most recent course of treatment. Figures in italics indicate the base number of FP17s or Patient Questionnaire responses are less than 100. N/A is shown where the base number of responses is less than 10 during the period. % is calculated as Quantity/Base number\*100

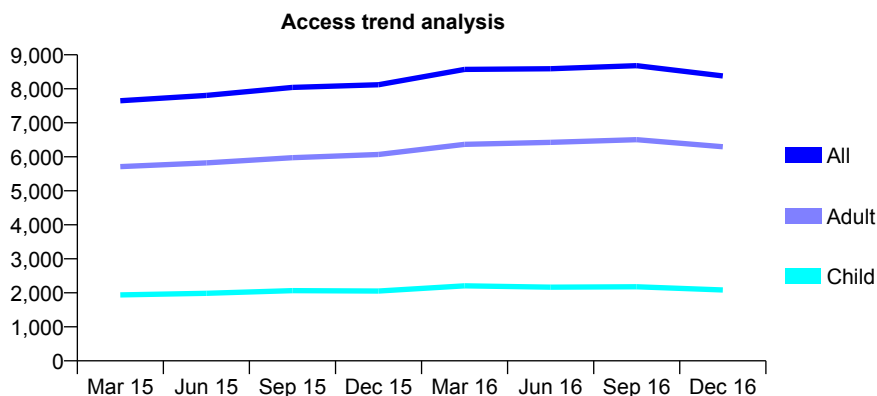
## Q47 - Vital Signs At a Glance Contract Report for 653543/0001 - December 2016

Name or company name	MR K POWELL
Contract type name	GDS Contract
Purpose of contract	General
Contract start date	10/07/2006
Contract end date	

16/17 Contracted general activity (UDA)	30,800
Carry forward general activity (UDA)	357
16/17 Contracted orthodontic activity (UOA)	0
Carry forward orthodontic activity (UOA)	0
Baseline contract value	£814,646.79

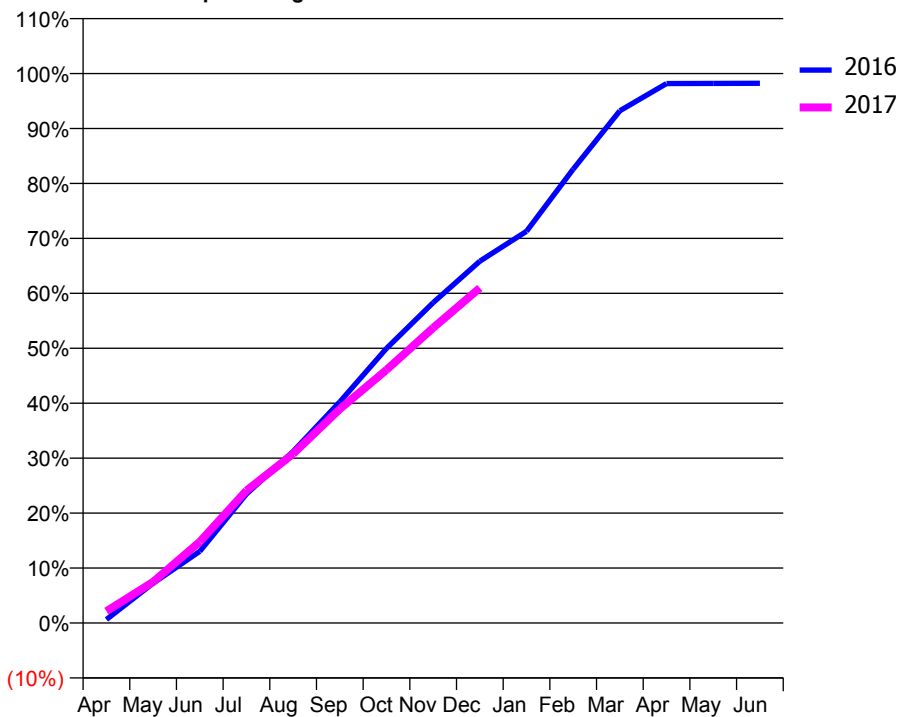
### ACCESS\*

Patients seen in 24 months	Total	Change since previous quarter
Quarter ending December 2015	8,120	
Quarter ending March 2016	8,571	↑
Quarter ending June 2016	8,591	→
Quarter ending September 2016	8,680	→
Quarter ending December 2016	8,378	↓
<b>Variance since December 2015</b>	<b>3.2%</b>	<b>↑</b>



### ACTIVITY

Cumulative percentage of contracted UDA delivered 2016 & 2017



Month	Adjusted Scheduled Activity (UDA)	
	2016	2017
April	179	663
May	2,026	2,303
June	3,655	4,552
July	6,576	7,429
August	8,743	9,482
September	11,268	11,995
October	13,995	14,187
November	16,323	16,542
December	18,436	18,777
January	19,956	
February	23,123	
March	26,099	
April	27,488	
May	27,497	
June	27,500	

### QUALITY

	Quantity	Base Number	Contract	AT	Region	England
% of FP17s for the same patient ID Re-attending within 3 months - Children	421	3,306	12.7%	13.0%	13.4%	12.4%
% of FP17s for the same patient ID Re-attending within 3 months - Adults	1,332	7,720	17.3%	17.4%	17.3%	16.6%
% of FP17s for the same patient ID Re-attending between 3 & 9 months - Children	2,219	3,306	67.1%	57.2%	58.9%	57.5%
% of FP17s for the same patient ID Re-attending between 3 & 9 months - Adults	4,183	7,720	54.2%	50.9%	52.5%	50.4%
% of FP17s for Band 1 Urgent Courses	530	10,348	5.1%	11.0%	9.3%	9.1%
% of FP17s Relating to Free Repair or Replacements	50	10,348	0.5%	0.9%	1.0%	0.8%
% of FP17s Relating to Continuations	263	10,348	2.5%	1.3%	1.5%	1.3%
% of Patients satisfied with the dentistry they have received	11	14	78.6%	92.3%	93.1%	92.7%
% of Patients satisfied with the time they had to wait for an appointment	13	14	92.9%	88.9%	89.8%	88.8%

\* This is based on patients treated on this contract for their most recent course of treatment. Figures in italics indicate the base number of FP17s or Patient Questionnaire responses are less than 100. N/A is shown where the base number of responses is less than 10 during the period. % is calculated as Quantity/Base number\*100

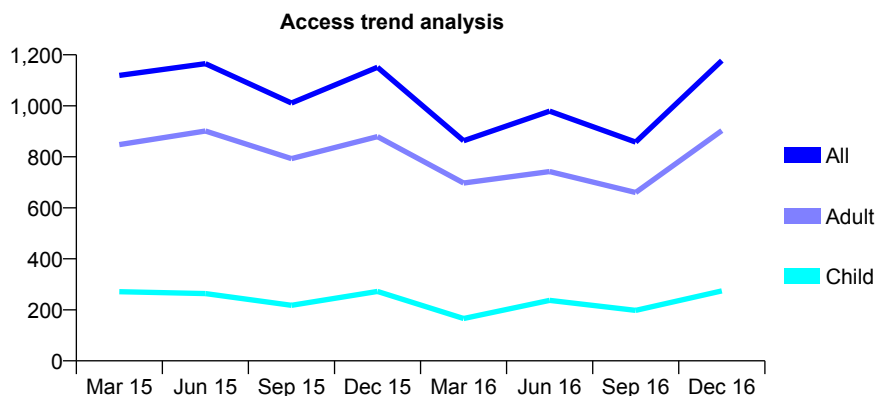
## Q47 - Vital Signs At a Glance Contract Report for 653543/0002 - December 2016

Name or company name	MR K POWELL
Contract type name	GDS Contract
Purpose of contract	General
Contract start date	01/06/2013
Contract end date	

16/17 Contracted general activity (UDA)	4,240
Carry forward general activity (UDA)	0
16/17 Contracted orthodontic activity (UOA)	0
Carry forward orthodontic activity (UOA)	0
Baseline contract value	£116,356.08

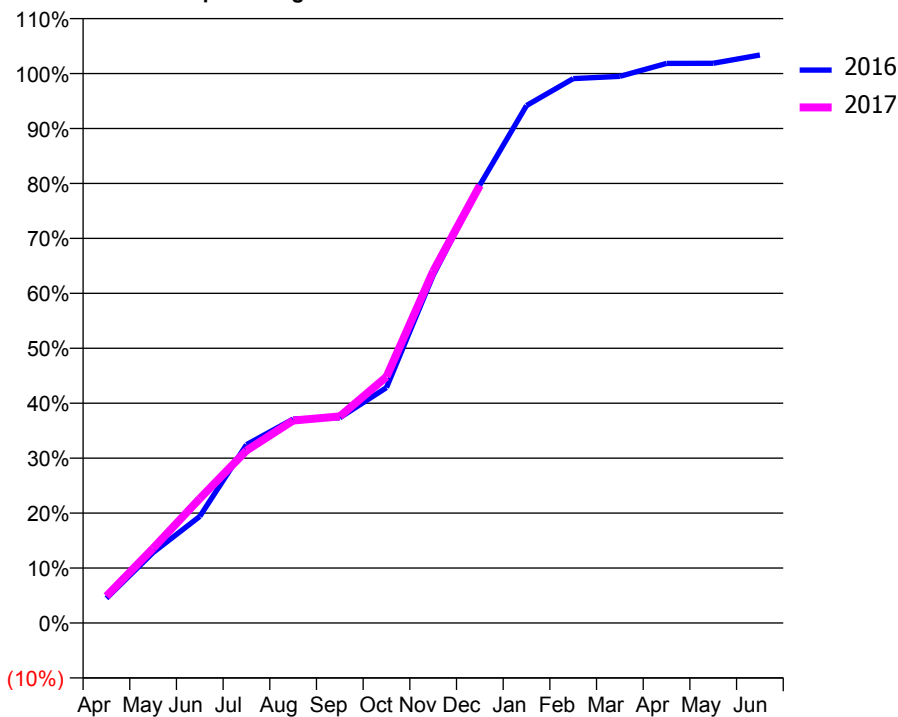
### ACCESS\*

Patients seen in 24 months	Total	Change since previous quarter
Quarter ending December 2015	1,151	
Quarter ending March 2016	863	↓
Quarter ending June 2016	979	↑
Quarter ending September 2016	858	↓
Quarter ending December 2016	1,177	↑
<b>Variance since December 2015</b>	<b>2.3%</b>	<b>↑</b>



### ACTIVITY

Cumulative percentage of contracted UDA delivered 2016 & 2017



Month	Adjusted Scheduled Activity (UDA)	
	2016	2017
April	191	207
May	544	576
June	822	960
July	1,376	1,331
August	1,574	1,562
September	1,584	1,594
October	1,816	1,900
November	2,683	2,714
December	3,379	3,376
January	3,993	
February	4,200	
March	4,218	
April	4,318	
May	4,319	
June	4,382	

### QUALITY

	Quantity	Base Number	Contract	AT	Region	England
% of FP17s for the same patient ID Re-attending within 3 months - Children	9	361	2.5%	13.0%	13.4%	12.4%
% of FP17s for the same patient ID Re-attending within 3 months - Adults	76	994	7.6%	17.4%	17.3%	16.6%
% of FP17s for the same patient ID Re-attending between 3 & 9 months - Children	57	361	15.8%	57.2%	58.9%	57.5%
% of FP17s for the same patient ID Re-attending between 3 & 9 months - Adults	174	994	17.5%	50.9%	52.5%	50.4%
% of FP17s for Band 1 Urgent Courses	65	1,274	5.1%	11.0%	9.3%	9.1%
% of FP17s Relating to Free Repair or Replacements	13	1,274	1.0%	0.9%	1.0%	0.8%
% of FP17s Relating to Continuations	32	1,274	2.5%	1.3%	1.5%	1.3%
% of Patients satisfied with the dentistry they have received	1	1	N/A	92.3%	93.1%	92.7%
% of Patients satisfied with the time they had to wait for an appointment	1	1	N/A	88.9%	89.8%	88.8%

\* This is based on patients treated on this contract for their most recent course of treatment. Figures in italics indicate the base number of FP17s or Patient Questionnaire responses are less than 100. N/A is shown where the base number of responses is less than 10 during the period. % is calculated as Quantity/Base number\*100



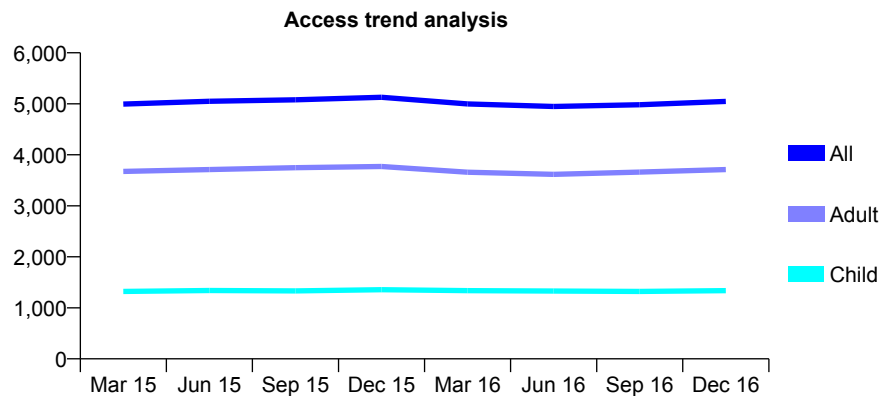
## Q47 - Vital Signs At a Glance Contract Report for 675695/0001 - December 2016

Name or company name	MR F PATEL
Contract type name	GDS Contract
Purpose of contract	General
Contract start date	01/04/2006
Contract end date	

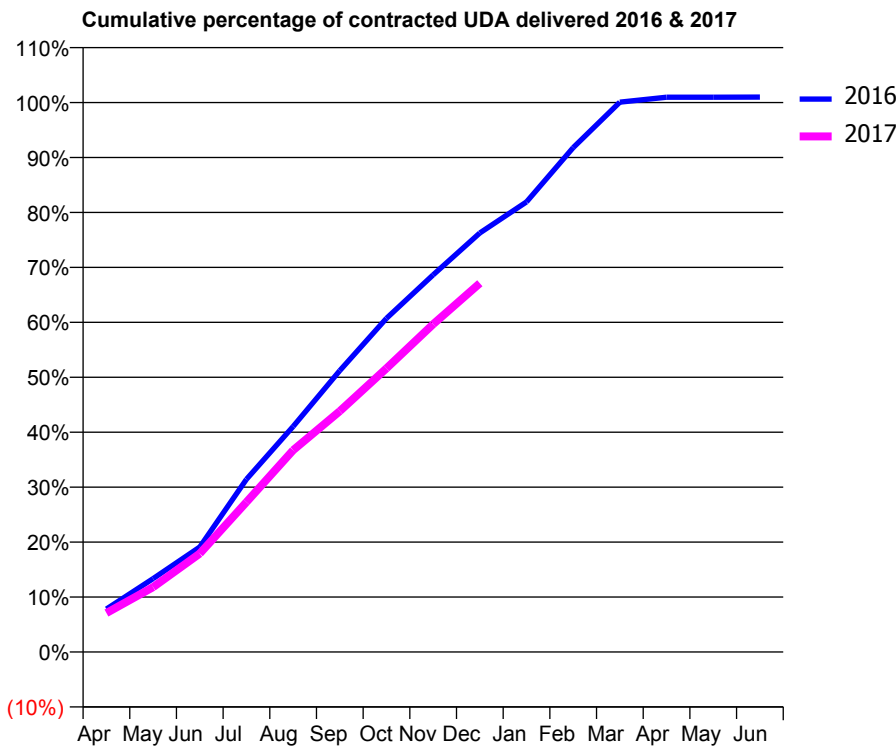
16/17 Contracted general activity (UDA)	16,658
Carry forward general activity (UDA)	-150
16/17 Contracted orthodontic activity (UOA)	0
Carry forward orthodontic activity (UOA)	0
Baseline contract value	£383,894.28

### ACCESS\*

Patients seen in 24 months	Total	Change since previous quarter
Quarter ending December 2015	5,128	
Quarter ending March 2016	4,998	↓
Quarter ending June 2016	4,948	↓
Quarter ending September 2016	4,982	→
Quarter ending December 2016	5,048	→
<b>Variance since December 2015</b>	<b>(1.6%)</b>	<b>↓</b>



### ACTIVITY



Month	Adjusted Scheduled Activity (UDA)	
	2016	2017
April	1,195	1,184
May	2,041	1,965
June	2,919	2,987
July	4,801	4,547
August	6,268	6,118
September	7,822	7,302
October	9,276	8,598
November	10,483	9,937
December	11,648	11,178
January	12,509	
February	14,017	
March	15,281	
April	15,418	
May	15,418	
June	15,422	

### QUALITY

	Quantity	Base Number	Contract	AT	Region	England
% of FP17s for the same patient ID Re-attending within 3 months - Children	134	1,449	9.2%	13.0%	13.4%	12.4%
% of FP17s for the same patient ID Re-attending within 3 months - Adults	633	3,972	15.9%	17.4%	17.3%	16.6%
% of FP17s for the same patient ID Re-attending between 3 & 9 months - Children	854	1,449	58.9%	57.2%	58.9%	57.5%
% of FP17s for the same patient ID Re-attending between 3 & 9 months - Adults	2,124	3,972	53.5%	50.9%	52.5%	50.4%
% of FP17s for Band 1 Urgent Courses	408	5,330	7.7%	11.0%	9.3%	9.1%
% of FP17s Relating to Free Repair or Replacements	54	5,330	1.0%	0.9%	1.0%	0.8%
% of FP17s Relating to Continuations	20	5,330	0.4%	1.3%	1.5%	1.3%
% of Patients satisfied with the dentistry they have received	6	7	N/A	92.3%	93.1%	92.7%
% of Patients satisfied with the time they had to wait for an appointment	6	7	N/A	88.9%	89.8%	88.8%

\* This is based on patients treated on this contract for their most recent course of treatment. Figures in italics indicate the base number of FP17s or Patient Questionnaire responses are less than 100. N/A is shown where the base number of responses is less than 10 during the period. % is calculated as Quantity/Base number\*100

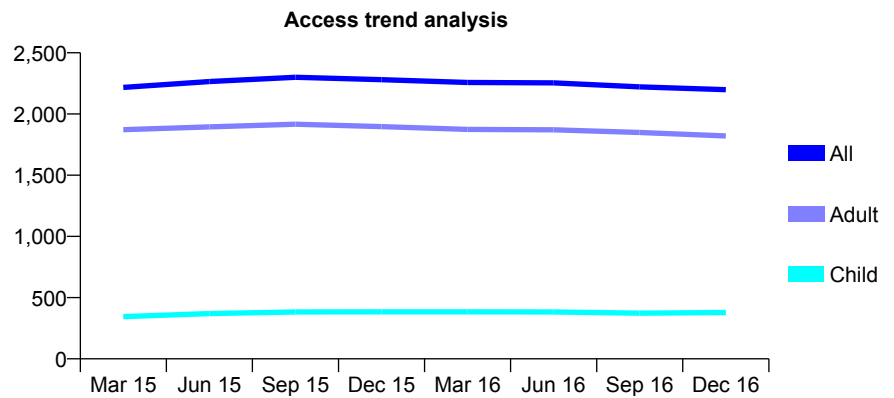
## Q47 - Vital Signs At a Glance Contract Report for 675733/0001 - December 2016

Name or company name	MR M DUNKOW
Contract type name	GDS Contract
Purpose of contract	General
Contract start date	01/04/2006
Contract end date	

16/17 Contracted general activity (UDA)	7,200
Carry forward general activity (UDA)	0
16/17 Contracted orthodontic activity (UOA)	0
Carry forward orthodontic activity (UOA)	0
Baseline contract value	£252,985.27

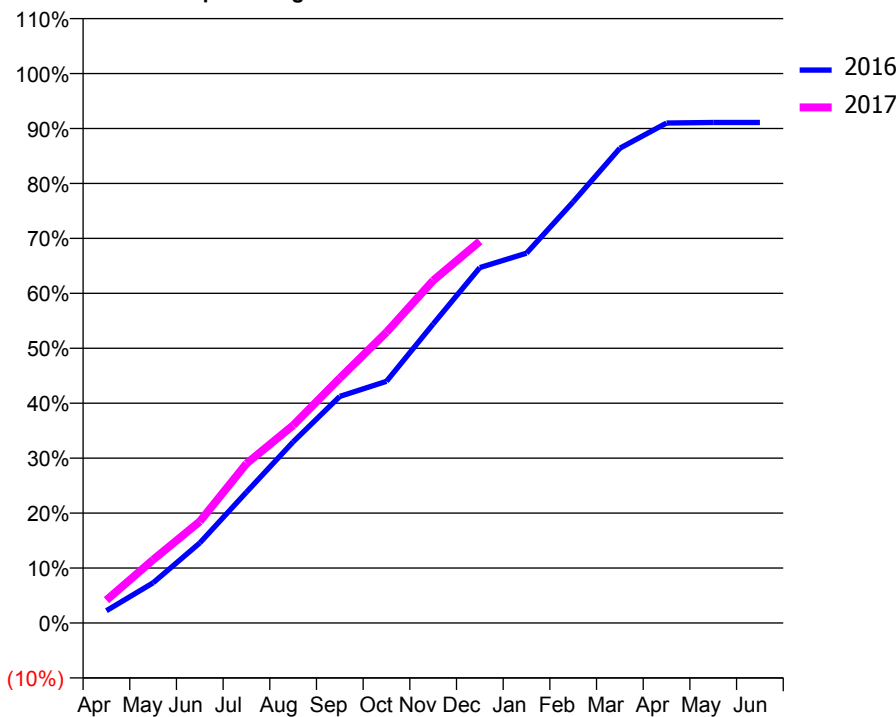
### ACCESS\*

Patients seen in 24 months	Total	Change since previous quarter
Quarter ending December 2015	2,281	
Quarter ending March 2016	2,258	↓
Quarter ending June 2016	2,254	→
Quarter ending September 2016	2,222	↓
Quarter ending December 2016	2,199	↓
<b>Variance since December 2015</b>	<b>(3.6%)</b>	<b>↓</b>



### ACTIVITY

Cumulative percentage of contracted UDA delivered 2016 & 2017



Month	Adjusted Scheduled Activity (UDA)	
	2016	2017
April	161	299
May	526	828
June	1,049	1,331
July	1,715	2,089
August	2,374	2,591
September	2,970	3,208
October	3,167	3,809
November	3,918	4,487
December	4,657	5,001
January	4,846	
February	5,518	
March	6,221	
April	6,552	
May	6,558	
June	6,558	

### QUALITY

	Quantity	Base Number	Contract	AT	Region	England
% of FP17s for the same patient ID Re-attending within 3 months - Children	17	436	3.9%	13.0%	13.4%	12.4%
% of FP17s for the same patient ID Re-attending within 3 months - Adults	244	1,985	12.3%	17.4%	17.3%	16.6%
% of FP17s for the same patient ID Re-attending between 3 & 9 months - Children	289	436	66.3%	57.2%	58.9%	57.5%
% of FP17s for the same patient ID Re-attending between 3 & 9 months - Adults	938	1,985	47.3%	50.9%	52.5%	50.4%
% of FP17s for Band 1 Urgent Courses	129	2,313	5.6%	11.0%	9.3%	9.1%
% of FP17s Relating to Free Repair or Replacements	22	2,313	1.0%	0.9%	1.0%	0.8%
% of FP17s Relating to Continuations	21	2,313	0.9%	1.3%	1.5%	1.3%
% of Patients satisfied with the dentistry they have received	7	7	N/A	92.3%	93.1%	92.7%
% of Patients satisfied with the time they had to wait for an appointment	7	7	N/A	88.9%	89.8%	88.8%

\* This is based on patients treated on this contract for their most recent course of treatment. Figures in italics indicate the base number of FP17s or Patient Questionnaire responses are less than 100. N/A is shown where the base number of responses is less than 10 during the period. % is calculated as Quantity/Base number\*100

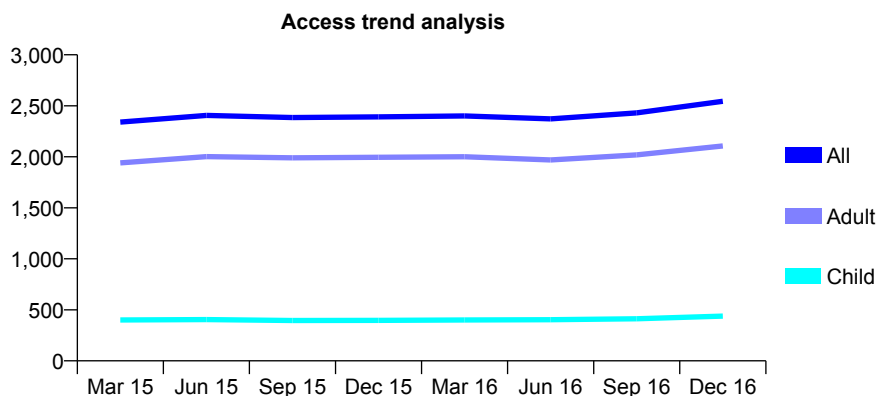
## Q47 - Vital Signs At a Glance Contract Report for 675830/0001 - December 2016

Name or company name	MR JL COOPER
Contract type name	GDS Contract
Purpose of contract	General
Contract start date	01/04/2006
Contract end date	

16/17 Contracted general activity (UDA)	7,034
Carry forward general activity (UDA)	137
16/17 Contracted orthodontic activity (UOA)	0
Carry forward orthodontic activity (UOA)	0
Baseline contract value	£252,985.27

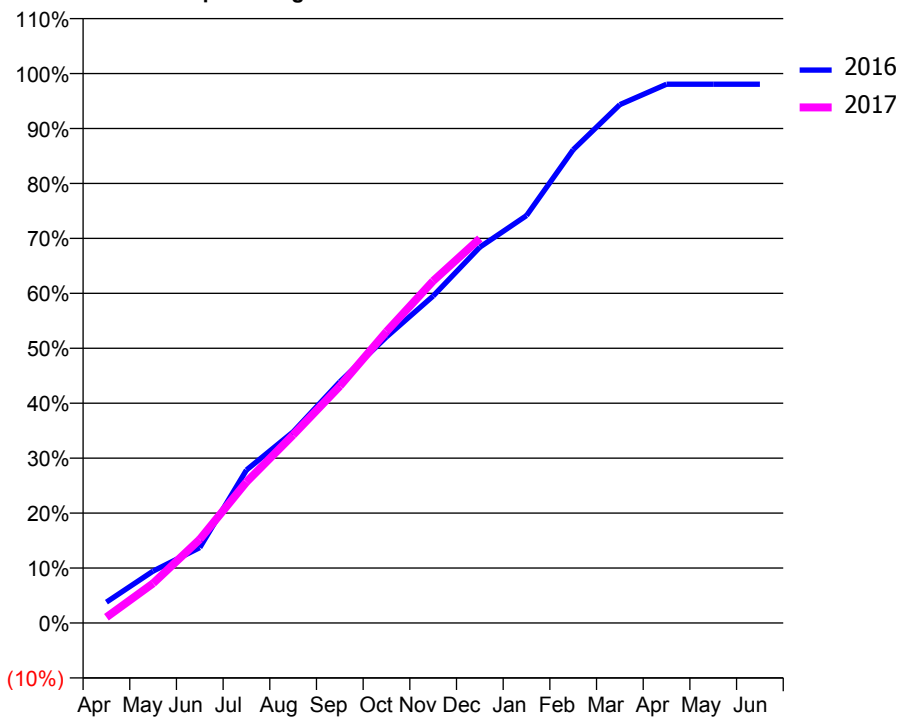
### ACCESS\*

Patients seen in 24 months	Total	Change since previous quarter
Quarter ending December 2015	2,392	
Quarter ending March 2016	2,400	→
Quarter ending June 2016	2,372	↓
Quarter ending September 2016	2,431	↑
Quarter ending December 2016	2,545	↑
<b>Variance since December 2015</b>	<b>6.4%</b>	<b>↑</b>



### ACTIVITY

Cumulative percentage of contracted UDA delivered 2016 & 2017



Month	Adjusted Scheduled Activity (UDA)	
	2016	2017
April	268	73
May	665	508
June	965	1,072
July	1,958	1,806
August	2,447	2,408
September	3,086	3,033
October	3,663	3,730
November	4,187	4,379
December	4,811	4,922
January	5,216	
February	6,059	
March	6,635	
April	6,897	
May	6,897	
June	6,897	

### QUALITY

	Quantity	Base Number	Contract	AT	Region	England
% of FP17s for the same patient ID Re-attending within 3 months - Children	13	494	2.6%	13.0%	13.4%	12.4%
% of FP17s for the same patient ID Re-attending within 3 months - Adults	261	2,296	11.4%	17.4%	17.3%	16.6%
% of FP17s for the same patient ID Re-attending between 3 & 9 months - Children	328	494	66.4%	57.2%	58.9%	57.5%
% of FP17s for the same patient ID Re-attending between 3 & 9 months - Adults	1,348	2,296	58.7%	50.9%	52.5%	50.4%
% of FP17s for Band 1 Urgent Courses	130	2,666	4.9%	11.0%	9.3%	9.1%
% of FP17s Relating to Free Repair or Replacements	14	2,666	0.5%	0.9%	1.0%	0.8%
% of FP17s Relating to Continuations	51	2,666	1.9%	1.3%	1.5%	1.3%
% of Patients satisfied with the dentistry they have received	6	6	N/A	92.3%	93.1%	92.7%
% of Patients satisfied with the time they had to wait for an appointment	6	6	N/A	88.9%	89.8%	88.8%

\* This is based on patients treated on this contract for their most recent course of treatment. Figures in italics indicate the base number of FP17s or Patient Questionnaire responses are less than 100. N/A is shown where the base number of responses is less than 10 during the period. % is calculated as Quantity/Base number\*100

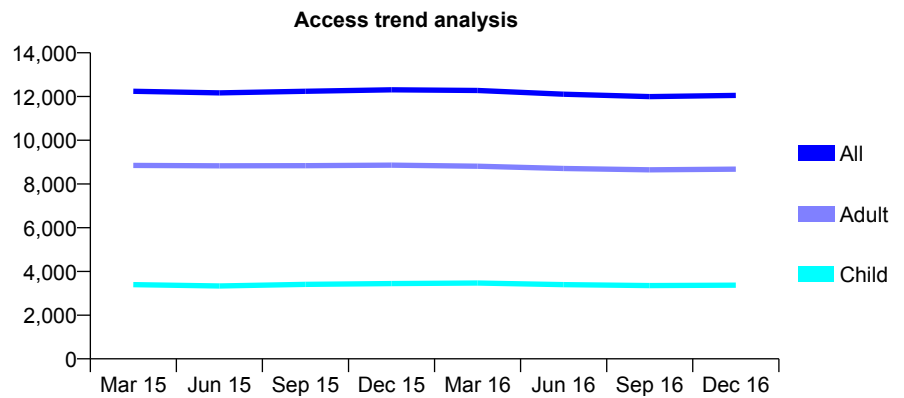
## Q47 - Vital Signs At a Glance Contract Report for 676209/0001 - December 2016

Name or company name	MR SL MORGAN
Contract type name	GDS Contract
Purpose of contract	General and Orthodontic
Contract start date	01/04/2006
Contract end date	

16/17 Contracted general activity (UDA)	38,336
Carry forward general activity (UDA)	708
16/17 Contracted orthodontic activity (UOA)	6,289
Carry forward orthodontic activity (UOA)	-391
Baseline contract value	£1,376,986.10

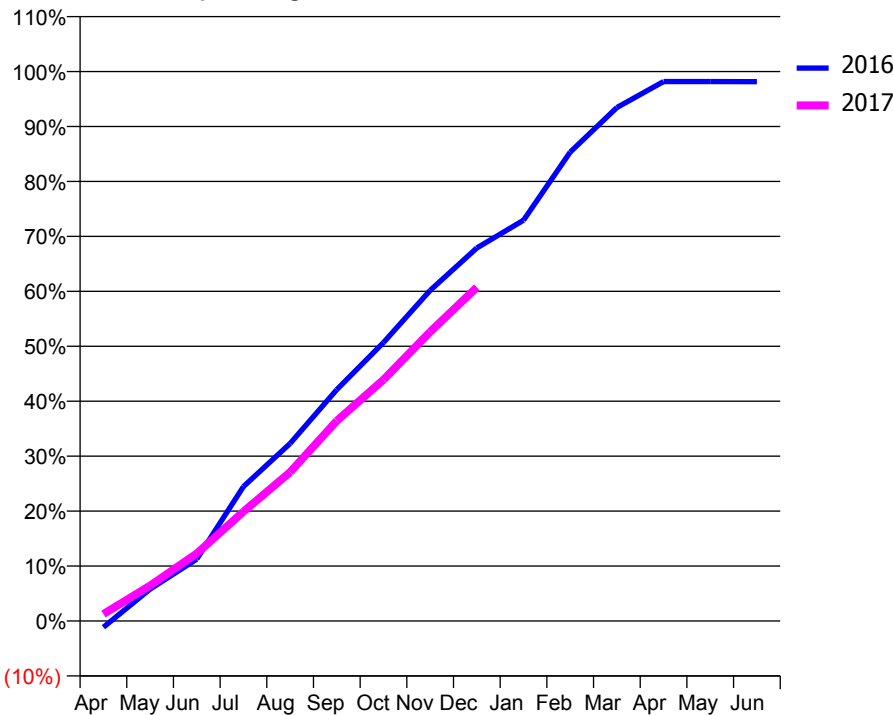
### ACCESS\*

Patients seen in 24 months	Total	Change since previous quarter
Quarter ending December 2015	12,306	
Quarter ending March 2016	12,278	→
Quarter ending June 2016	12,103	↓
Quarter ending September 2016	11,998	→
Quarter ending December 2016	12,048	→
<b>Variance since December 2015</b>	<b>(2.1%)</b>	<b>↓</b>



### ACTIVITY

Cumulative percentage of contracted UDA delivered 2016 & 2017



Month	Adjusted Scheduled Activity (UDA)	
	2016	2017
April	-437	491
May	2,232	2,467
June	4,317	4,716
July	9,380	7,629
August	12,387	10,391
September	16,148	13,964
October	19,427	16,835
November	23,062	20,171
December	26,027	23,277
January	27,958	
February	32,712	
March	35,821	
April	37,631	
May	37,631	
June	37,628	

### QUALITY

	Quantity	Base Number	Contract	AT	Region	England
% of FP17s for the same patient ID Re-attending within 3 months - Children	346	3,977	8.7%	13.0%	13.4%	12.4%
% of FP17s for the same patient ID Re-attending within 3 months - Adults	1,379	8,946	15.4%	17.4%	17.3%	16.6%
% of FP17s for the same patient ID Re-attending between 3 & 9 months - Children	2,352	3,977	59.1%	57.2%	58.9%	57.5%
% of FP17s for the same patient ID Re-attending between 3 & 9 months - Adults	5,009	8,946	56.0%	50.9%	52.5%	50.4%
% of FP17s for Band 1 Urgent Courses	953	11,338	8.4%	11.0%	9.3%	9.1%
% of FP17s Relating to Free Repair or Replacements	175	11,338	1.5%	0.9%	1.0%	0.8%
% of FP17s Relating to Continuations	200	11,338	1.8%	1.3%	1.5%	1.3%
% of Patients satisfied with the dentistry they have received	21	22	95.5%	92.3%	93.1%	92.7%
% of Patients satisfied with the time they had to wait for an appointment	16	22	72.7%	88.9%	89.8%	88.8%

\* This is based on patients treated on this contract for their most recent course of treatment. Figures in italics indicate the base number of FP17s or Patient Questionnaire responses are less than 100. N/A is shown where the base number of responses is less than 10 during the period. % is calculated as Quantity/Base number\*100

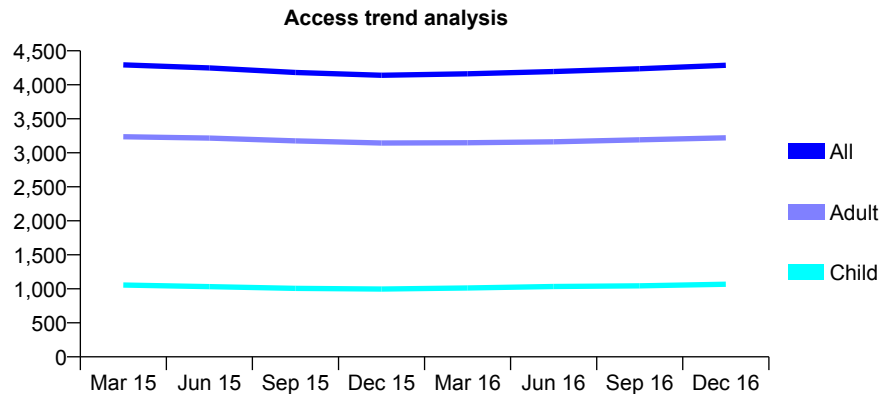
## Q47 - Vital Signs At a Glance Contract Report for 676306/0001 - December 2016

Name or company name	MR BS AARON
Contract type name	GDS Contract
Purpose of contract	General
Contract start date	01/04/2006
Contract end date	

16/17 Contracted general activity (UDA)	12,200
Carry forward general activity (UDA)	-170
16/17 Contracted orthodontic activity (UOA)	0
Carry forward orthodontic activity (UOA)	0
Baseline contract value	£379,095.28

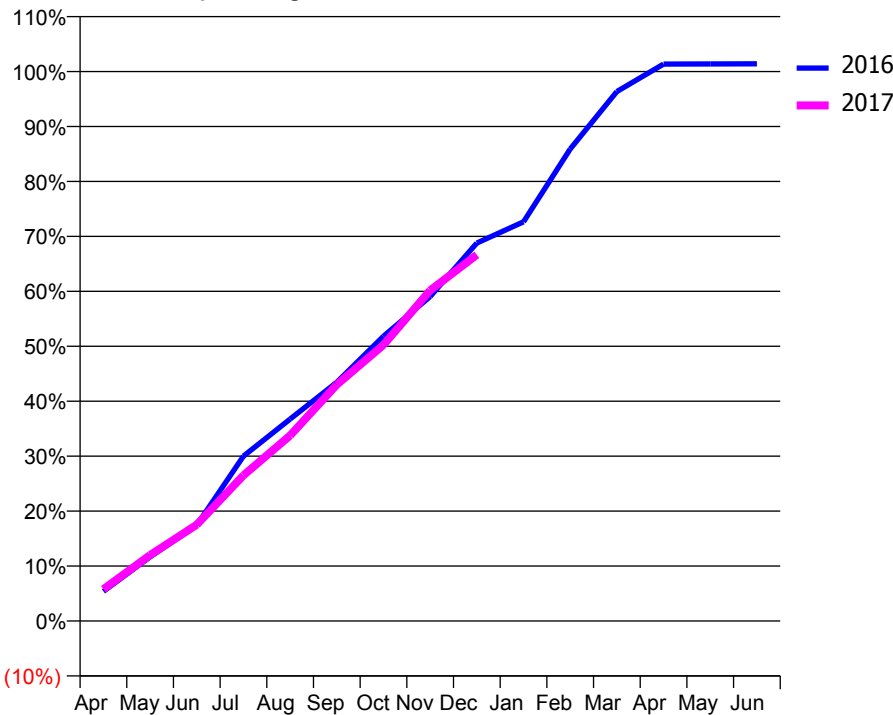
### ACCESS\*

Patients seen in 24 months	Total	Change since previous quarter
Quarter ending December 2015	4,141	
Quarter ending March 2016	4,161	→
Quarter ending June 2016	4,196	→
Quarter ending September 2016	4,236	→
Quarter ending December 2016	4,287	→
<b>Variance since December 2015</b>	<b>3.5%</b>	<b>↑</b>



### ACTIVITY

Cumulative percentage of contracted UDA delivered 2016 & 2017



Month	Adjusted Scheduled Activity (UDA)	
	2016	2017
April	660	705
May	1,426	1,464
June	2,131	2,138
July	3,661	3,234
August	4,483	4,121
September	5,301	5,249
October	6,321	6,130
November	7,204	7,340
December	8,391	8,130
January	8,861	
February	10,478	
March	11,755	
April	12,364	
May	12,367	
June	12,370	

### QUALITY

	Quantity	Base Number	Contract	AT	Region	England
% of FP17s for the same patient ID Re-attending within 3 months - Children	96	1,317	7.3%	13.0%	13.4%	12.4%
% of FP17s for the same patient ID Re-attending within 3 months - Adults	316	3,668	8.6%	17.4%	17.3%	16.6%
% of FP17s for the same patient ID Re-attending between 3 & 9 months - Children	866	1,317	65.8%	57.2%	58.9%	57.5%
% of FP17s for the same patient ID Re-attending between 3 & 9 months - Adults	2,628	3,668	71.6%	50.9%	52.5%	50.4%
% of FP17s for Band 1 Urgent Courses	237	4,181	5.7%	11.0%	9.3%	9.1%
% of FP17s Relating to Free Repair or Replacements	35	4,181	0.8%	0.9%	1.0%	0.8%
% of FP17s Relating to Continuations	16	4,181	0.4%	1.3%	1.5%	1.3%
% of Patients satisfied with the dentistry they have received	13	13	100.0%	92.3%	93.1%	92.7%
% of Patients satisfied with the time they had to wait for an appointment	13	13	100.0%	88.9%	89.8%	88.8%

\* This is based on patients treated on this contract for their most recent course of treatment. Figures in italics indicate the base number of FP17s or Patient Questionnaire responses are less than 100. N/A is shown where the base number of responses is less than 10 during the period. % is calculated as Quantity/Base number\*100

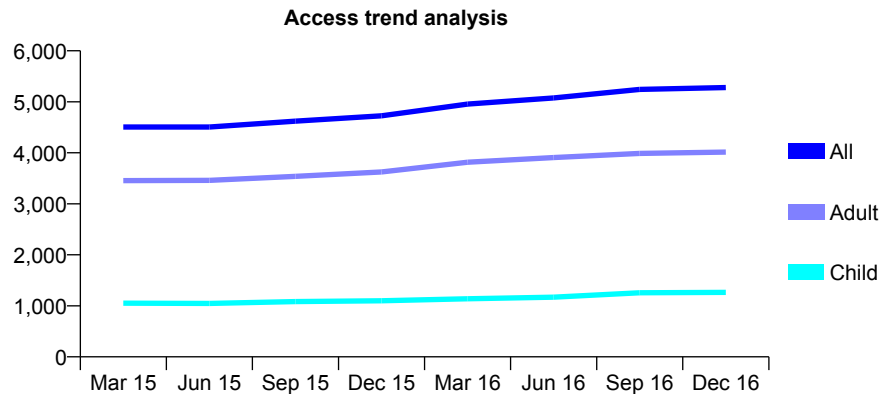
## Q47 - Vital Signs At a Glance Contract Report for 676659/0001 - December 2016

Name or company name	MR H NAYAR
Contract type name	GDS Contract
Purpose of contract	General
Contract start date	01/04/2006
Contract end date	

16/17 Contracted general activity (UDA)	14,620
Carry forward general activity (UDA)	-292
16/17 Contracted orthodontic activity (UOA)	0
Carry forward orthodontic activity (UOA)	0
Baseline contract value	£416,229.10

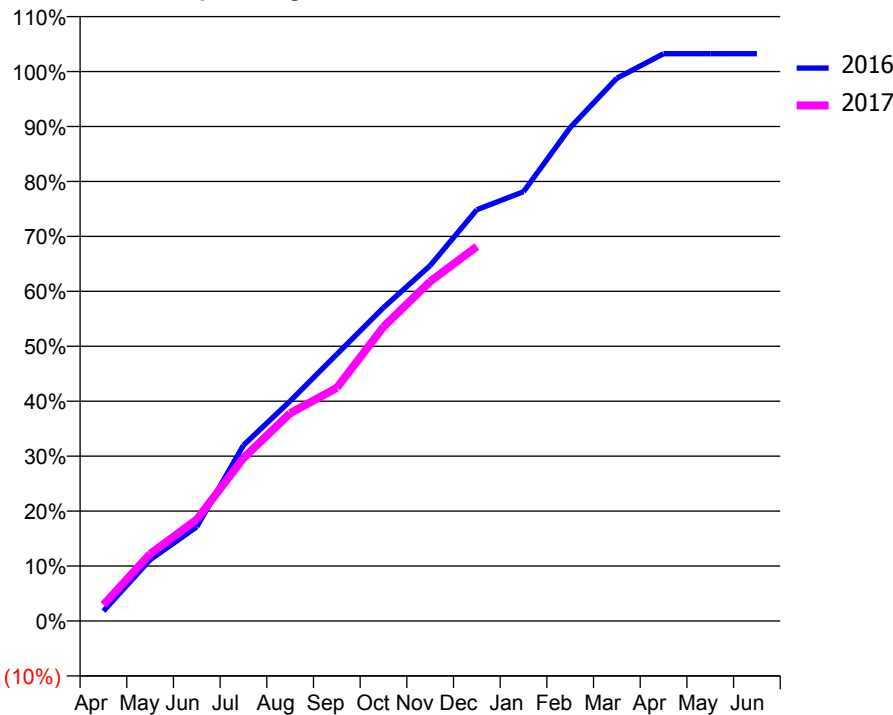
### ACCESS\*

Patients seen in 24 months	Total	Change since previous quarter
Quarter ending December 2015	4,726	
Quarter ending March 2016	4,955	↑
Quarter ending June 2016	5,076	↑
Quarter ending September 2016	5,244	↑
Quarter ending December 2016	5,279	→
<b>Variance since December 2015</b>	<b>11.7%</b>	<b>↑</b>



### ACTIVITY

Cumulative percentage of contracted UDA delivered 2016 & 2017



Month	Adjusted Scheduled Activity (UDA)	
	2016	2017
April	266	431
May	1,630	1,786
June	2,507	2,702
July	4,677	4,337
August	5,852	5,528
September	7,097	6,205
October	8,340	7,829
November	9,456	9,036
December	10,943	9,966
January	11,422	
February	13,129	
March	14,443	
April	15,095	
May	15,094	
June	15,094	

### QUALITY

	Quantity	Base Number	Contract	AT	Region	England
% of FP17s for the same patient ID Re-attending within 3 months - Children	63	1,185	5.3%	13.0%	13.4%	12.4%
% of FP17s for the same patient ID Re-attending within 3 months - Adults	406	3,761	10.8%	17.4%	17.3%	16.6%
% of FP17s for the same patient ID Re-attending between 3 & 9 months - Children	461	1,185	38.9%	57.2%	58.9%	57.5%
% of FP17s for the same patient ID Re-attending between 3 & 9 months - Adults	1,715	3,761	45.6%	50.9%	52.5%	50.4%
% of FP17s for Band 1 Urgent Courses	288	4,631	6.2%	11.0%	9.3%	9.1%
% of FP17s Relating to Free Repair or Replacements	36	4,631	0.8%	0.9%	1.0%	0.8%
% of FP17s Relating to Continuations	75	4,631	1.6%	1.3%	1.5%	1.3%
% of Patients satisfied with the dentistry they have received	7	7	N/A	92.3%	93.1%	92.7%
% of Patients satisfied with the time they had to wait for an appointment	5	7	N/A	88.9%	89.8%	88.8%

\* This is based on patients treated on this contract for their most recent course of treatment. Figures in italics indicate the base number of FP17s or Patient Questionnaire responses are less than 100. N/A is shown where the base number of responses is less than 10 during the period. % is calculated as Quantity/Base number\*100

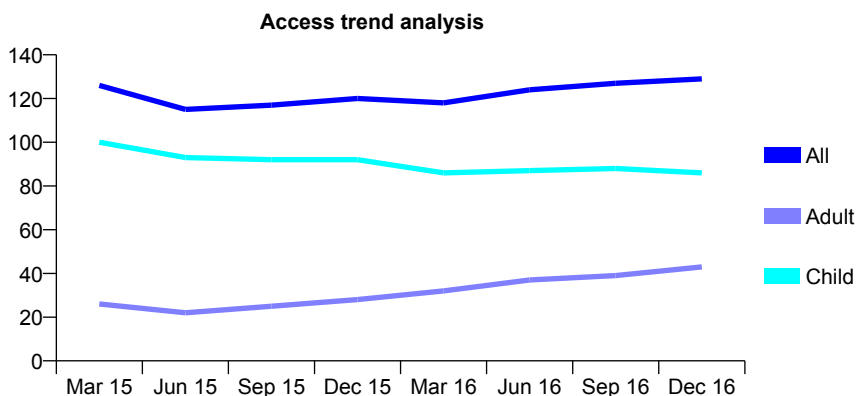
## Q47 - Vital Signs At a Glance Contract Report for 677612/0001 - December 2016

Name or company name	MR S ALLAN
Contract type name	GDS Contract
Purpose of contract	General
Contract start date	01/04/2006
Contract end date	

16/17 Contracted general activity (UDA)	400
Carry forward general activity (UDA)	0
16/17 Contracted orthodontic activity (UOA)	0
Carry forward orthodontic activity (UOA)	0
Baseline contract value	£9,004.98

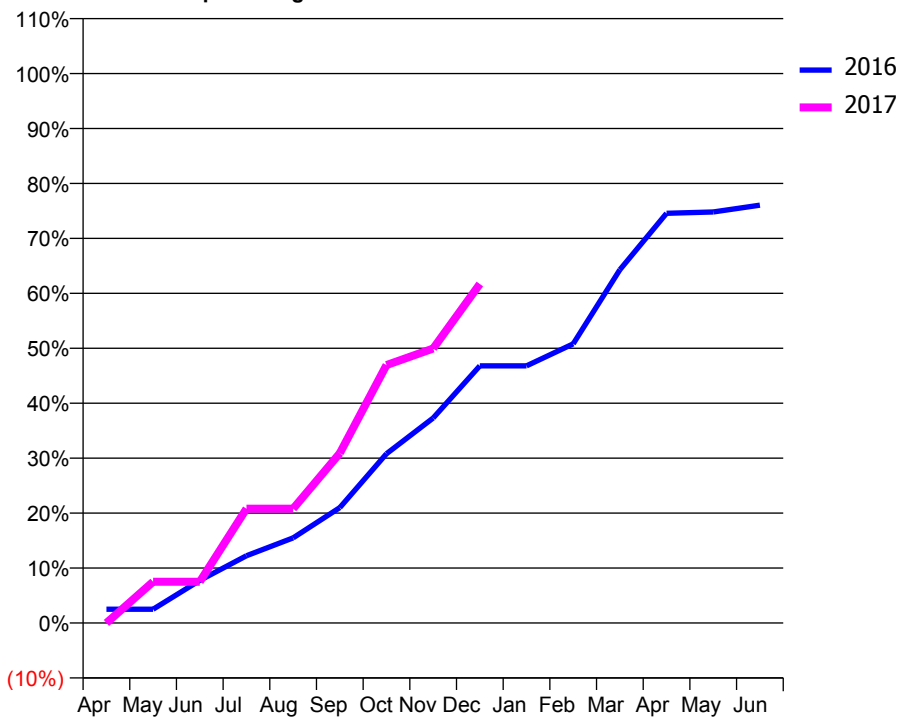
### ACCESS\*

Patients seen in 24 months	Total	Change since previous quarter
Quarter ending December 2015	120	
Quarter ending March 2016	118	↓
Quarter ending June 2016	124	↑
Quarter ending September 2016	127	↑
Quarter ending December 2016	129	→
<b>Variance since December 2015</b>	<b>7.5%</b>	<b>↑</b>



### ACTIVITY

Cumulative percentage of contracted UDA delivered 2016 & 2017



Month	Adjusted Scheduled Activity (UDA)	
	2016	2017
April	10	0
May	10	30
June	31	30
July	49	83
August	62	83
September	84	124
October	123	188
November	149	200
December	187	247
January	187	
February	203	
March	257	
April	298	
May	299	
June	304	

### QUALITY

	Quantity	Base Number	Contract	AT	Region	England
% of FP17s for the same patient ID Re-attending within 3 months - Children	7	90	7.8%	13.0%	13.4%	12.4%
% of FP17s for the same patient ID Re-attending within 3 months - Adults	6	31	19.4%	17.4%	17.3%	16.6%
% of FP17s for the same patient ID Re-attending between 3 & 9 months - Children	44	90	48.9%	57.2%	58.9%	57.5%
% of FP17s for the same patient ID Re-attending between 3 & 9 months - Adults	9	31	29.0%	50.9%	52.5%	50.4%
% of FP17s for Band 1 Urgent Courses	4	102	3.9%	11.0%	9.3%	9.1%
% of FP17s Relating to Free Repair or Replacements	0	102	0.0%	0.9%	1.0%	0.8%
% of FP17s Relating to Continuations	0	102	0.0%	1.3%	1.5%	1.3%
% of Patients satisfied with the dentistry they have received	2	2	N/A	92.3%	93.1%	92.7%
% of Patients satisfied with the time they had to wait for an appointment	2	2	N/A	88.9%	89.8%	88.8%

\* This is based on patients treated on this contract for their most recent course of treatment. Figures in italics indicate the base number of FP17s or Patient Questionnaire responses are less than 100. N/A is shown where the base number of responses is less than 10 during the period. % is calculated as Quantity/Base number\*100



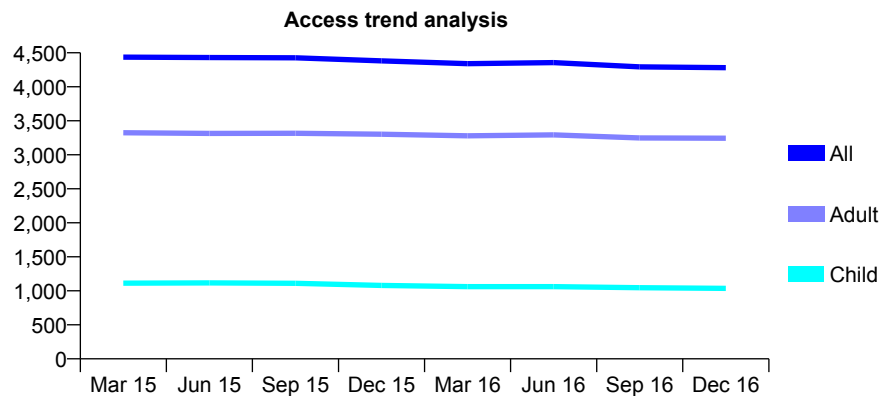
## Q47 - Vital Signs At a Glance Contract Report for 679313/0001 - December 2016

Name or company name	MR CS WONG
Contract type name	GDS Contract
Purpose of contract	General
Contract start date	01/06/2008
Contract end date	

16/17 Contracted general activity (UDA)	16,856
Carry forward general activity (UDA)	648
16/17 Contracted orthodontic activity (UOA)	0
Carry forward orthodontic activity (UOA)	0
Baseline contract value	£505,771.79

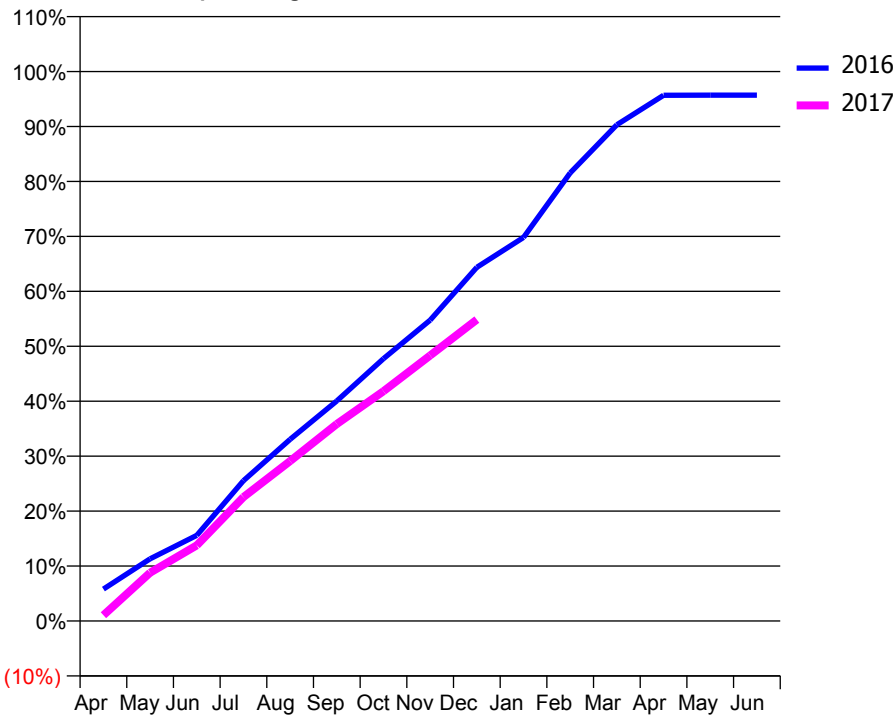
### ACCESS\*

Patients seen in 24 months	Total	Change since previous quarter
Quarter ending December 2015	4,382	
Quarter ending March 2016	4,341	→
Quarter ending June 2016	4,356	→
Quarter ending September 2016	4,294	↓
Quarter ending December 2016	4,282	→
<b>Variance since December 2015</b>	<b>(2.3%)</b>	<b>↓</b>



### ACTIVITY

Cumulative percentage of contracted UDA delivered 2016 & 2017



Month	Adjusted Scheduled Activity (UDA)	
	2016	2017
April	873	180
May	1,700	1,483
June	2,342	2,322
July	3,840	3,801
August	4,968	4,907
September	6,018	6,043
October	7,175	7,048
November	8,231	8,146
December	9,673	9,245
January	10,491	
February	12,255	
March	13,575	
April	14,380	
May	14,385	
June	14,382	

### QUALITY

	Quantity	Base Number	Contract	AT	Region	England
% of FP17s for the same patient ID Re-attending within 3 months - Children	95	1,132	8.4%	13.0%	13.4%	12.4%
% of FP17s for the same patient ID Re-attending within 3 months - Adults	548	3,732	14.7%	17.4%	17.3%	16.6%
% of FP17s for the same patient ID Re-attending between 3 & 9 months - Children	677	1,132	59.8%	57.2%	58.9%	57.5%
% of FP17s for the same patient ID Re-attending between 3 & 9 months - Adults	2,365	3,732	63.4%	50.9%	52.5%	50.4%
% of FP17s for Band 1 Urgent Courses	367	4,458	8.2%	11.0%	9.3%	9.1%
% of FP17s Relating to Free Repair or Replacements	36	4,458	0.8%	0.9%	1.0%	0.8%
% of FP17s Relating to Continuations	97	4,458	2.2%	1.3%	1.5%	1.3%
% of Patients satisfied with the dentistry they have received	9	11	81.8%	92.3%	93.1%	92.7%
% of Patients satisfied with the time they had to wait for an appointment	9	11	81.8%	88.9%	89.8%	88.8%

\* This is based on patients treated on this contract for their most recent course of treatment. Figures in italics indicate the base number of FP17s or Patient Questionnaire responses are less than 100. N/A is shown where the base number of responses is less than 10 during the period. % is calculated as Quantity/Base number\*100

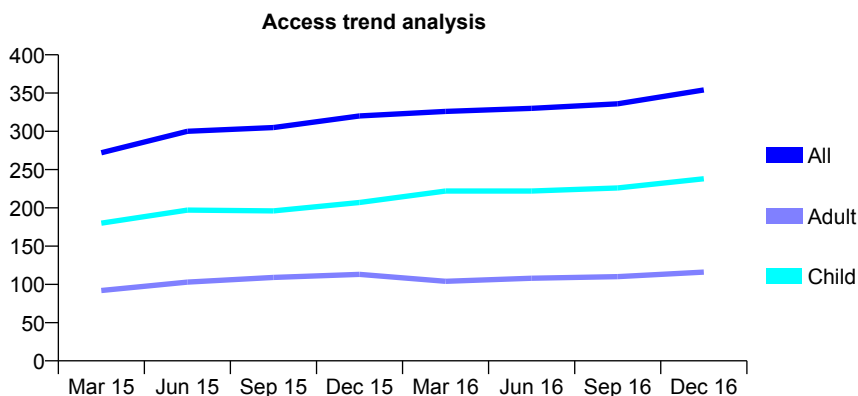
## Q47 - Vital Signs At a Glance Contract Report for 680214/0001 - December 2016

Name or company name	MR JA SILCOX
Contract type name	GDS Contract
Purpose of contract	General
Contract start date	01/04/2008
Contract end date	

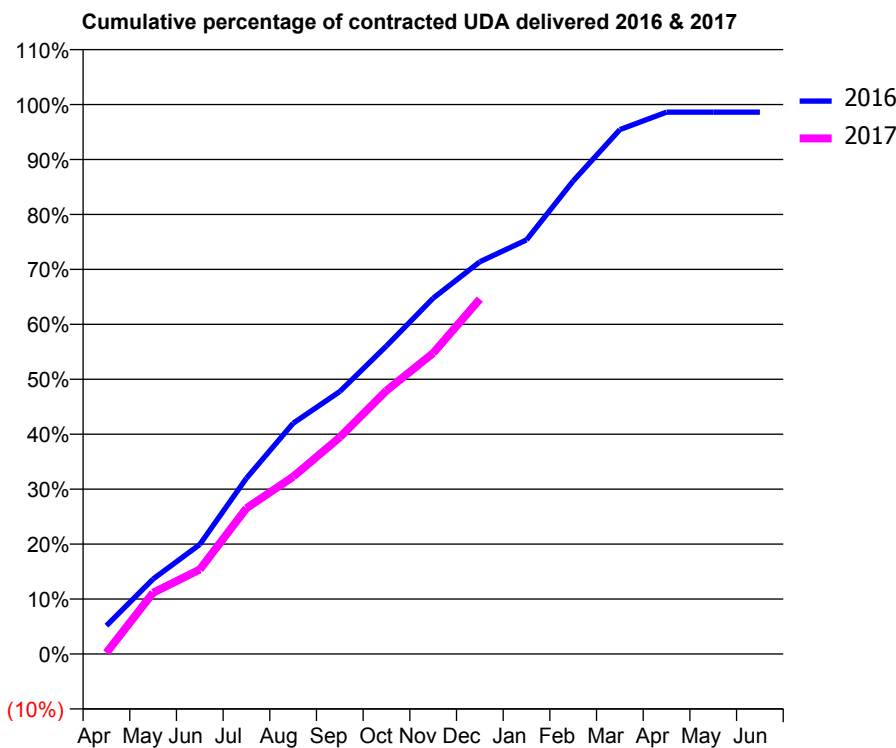
16/17 Contracted general activity (UDA)	910
Carry forward general activity (UDA)	13
16/17 Contracted orthodontic activity (UOA)	0
Carry forward orthodontic activity (UOA)	0
Baseline contract value	£25,001.13

### ACCESS\*

Patients seen in 24 months	Total	Change since previous quarter
Quarter ending December 2015	320	
Quarter ending March 2016	326	→
Quarter ending June 2016	330	→
Quarter ending September 2016	336	→
Quarter ending December 2016	354	↑
<b>Variance since December 2015</b>	<b>10.6%</b>	<b>↑</b>



### ACTIVITY



Month	Adjusted Scheduled Activity (UDA)	
	2016	2017
April	47	2
May	124	101
June	181	140
July	291	241
August	382	294
September	435	359
October	510	436
November	589	498
December	650	588
January	686	
February	783	
March	868	
April	897	
May	897	
June	897	

### QUALITY

	Quantity	Base Number	Contract	AT	Region	England
% of FP17s for the same patient ID Re-attending within 3 months - Children	15	304	4.9%	13.0%	13.4%	12.4%
% of FP17s for the same patient ID Re-attending within 3 months - Adults	6	111	5.4%	17.4%	17.3%	16.6%
% of FP17s for the same patient ID Re-attending between 3 & 9 months - Children	219	304	72.0%	57.2%	58.9%	57.5%
% of FP17s for the same patient ID Re-attending between 3 & 9 months - Adults	59	111	53.2%	50.9%	52.5%	50.4%
% of FP17s for Band 1 Urgent Courses	19	390	4.9%	11.0%	9.3%	9.1%
% of FP17s Relating to Free Repair or Replacements	0	390	0.0%	0.9%	1.0%	0.8%
% of FP17s Relating to Continuations	0	390	0.0%	1.3%	1.5%	1.3%
% of Patients satisfied with the dentistry they have received	0	0	N/A	92.3%	93.1%	92.7%
% of Patients satisfied with the time they had to wait for an appointment	0	0	N/A	88.9%	89.8%	88.8%

\* This is based on patients treated on this contract for their most recent course of treatment. Figures in italics indicate the base number of FP17s or Patient Questionnaire responses are less than 100. N/A is shown where the base number of responses is less than 10 during the period. % is calculated as Quantity/Base number\*100

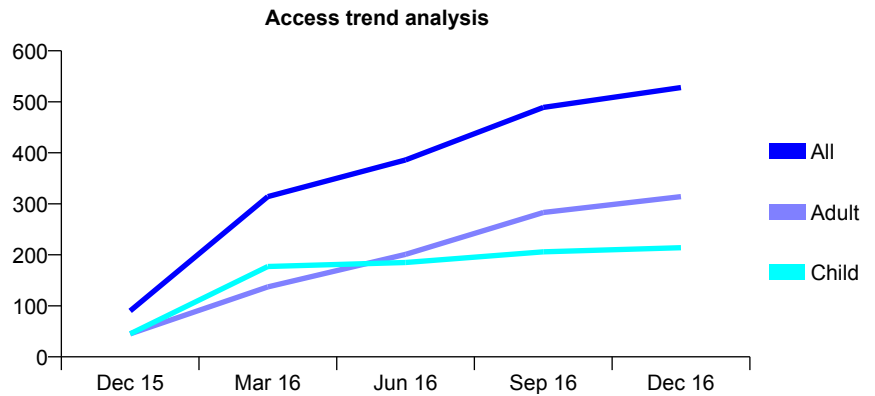
## Q47 - Vital Signs At a Glance Contract Report for 696293/0001 - December 2016

Name or company name	MR V PATEL
Contract type name	GDS Contract
Purpose of contract	General
Contract start date	01/11/2015
Contract end date	

16/17 Contracted general activity (UDA)	2,790
Carry forward general activity (UDA)	-3
16/17 Contracted orthodontic activity (UOA)	0
Carry forward orthodontic activity (UOA)	0
Baseline contract value	£60,699.06

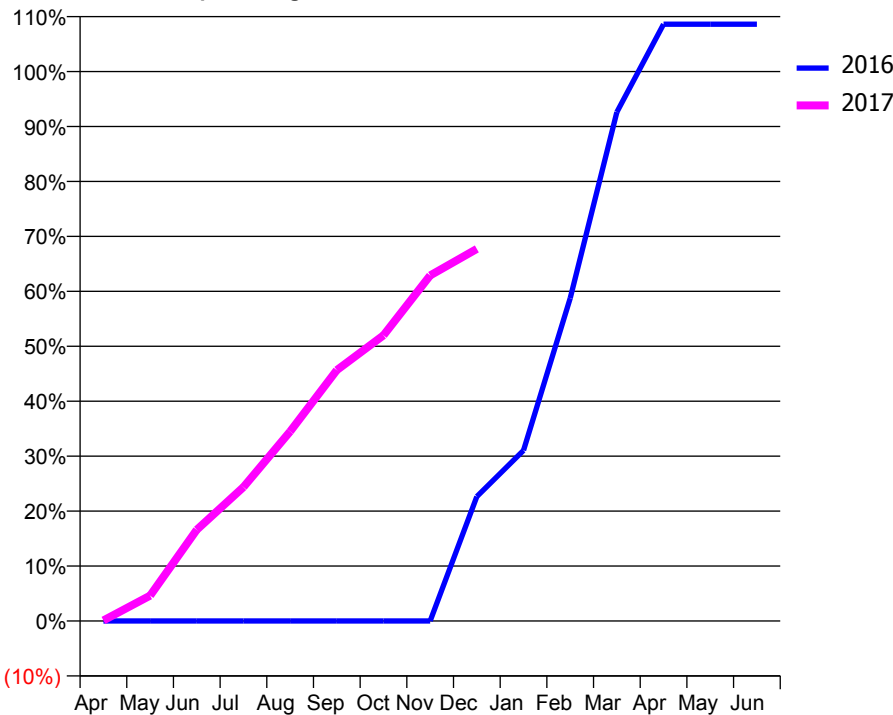
### ACCESS\*

Patients seen in 24 months	Total	Change since previous quarter
Quarter ending December 2015	90	
Quarter ending March 2016	314	↑
Quarter ending June 2016	386	↑
Quarter ending September 2016	489	↑
Quarter ending December 2016	528	↑
<b>Variance since December 2015</b>	<b>486.7%</b>	<b>↑</b>



### ACTIVITY

**Cumulative percentage of contracted UDA delivered 2016 & 2017**



Month	Adjusted Scheduled Activity (UDA)	
	2016	2017
April	0	3
May	0	129
June	0	464
July	0	680
August	0	962
September	0	1,274
October	0	1,451
November	0	1,755
December	263	1,889
January	361	
February	683	
March	1,077	
April	1,263	
May	1,263	
June	1,263	

### QUALITY

	Quantity	Base Number	Contract	AT	Region	England
% of FP17s for the same patient ID Re-attending within 3 months - Children	31	276	11.2%	13.0%	13.4%	12.4%
% of FP17s for the same patient ID Re-attending within 3 months - Adults	45	309	14.6%	17.4%	17.3%	16.6%
% of FP17s for the same patient ID Re-attending between 3 & 9 months - Children	142	276	51.4%	57.2%	58.9%	57.5%
% of FP17s for the same patient ID Re-attending between 3 & 9 months - Adults	78	309	25.2%	50.9%	52.5%	50.4%
% of FP17s for Band 1 Urgent Courses	27	545	5.0%	11.0%	9.3%	9.1%
% of FP17s Relating to Free Repair or Replacements	0	545	0.0%	0.9%	1.0%	0.8%
% of FP17s Relating to Continuations	1	545	0.2%	1.3%	1.5%	1.3%
% of Patients satisfied with the dentistry they have received	0	0	N/A	92.3%	93.1%	92.7%
% of Patients satisfied with the time they had to wait for an appointment	0	0	N/A	88.9%	89.8%	88.8%

\* This is based on patients treated on this contract for their most recent course of treatment. Figures in italics indicate the base number of FP17s or Patient Questionnaire responses are less than 100. N/A is shown where the base number of responses is less than 10 during the period. % is calculated as Quantity/Base number\*100

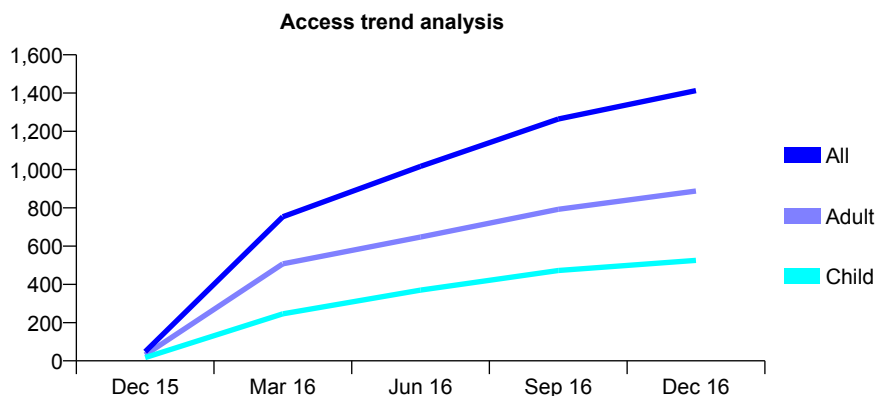
## Q47 - Vital Signs At a Glance Contract Report for 723967/0002 - December 2016

Name or company name	Lowerbank Dental Practice
Contract type name	GDS Contract
Purpose of contract	General
Contract start date	21/12/2015
Contract end date	

16/17 Contracted general activity (UDA)	4,446
Carry forward general activity (UDA)	-89
16/17 Contracted orthodontic activity (UOA)	0
Carry forward orthodontic activity (UOA)	0
Baseline contract value	£119,235.80

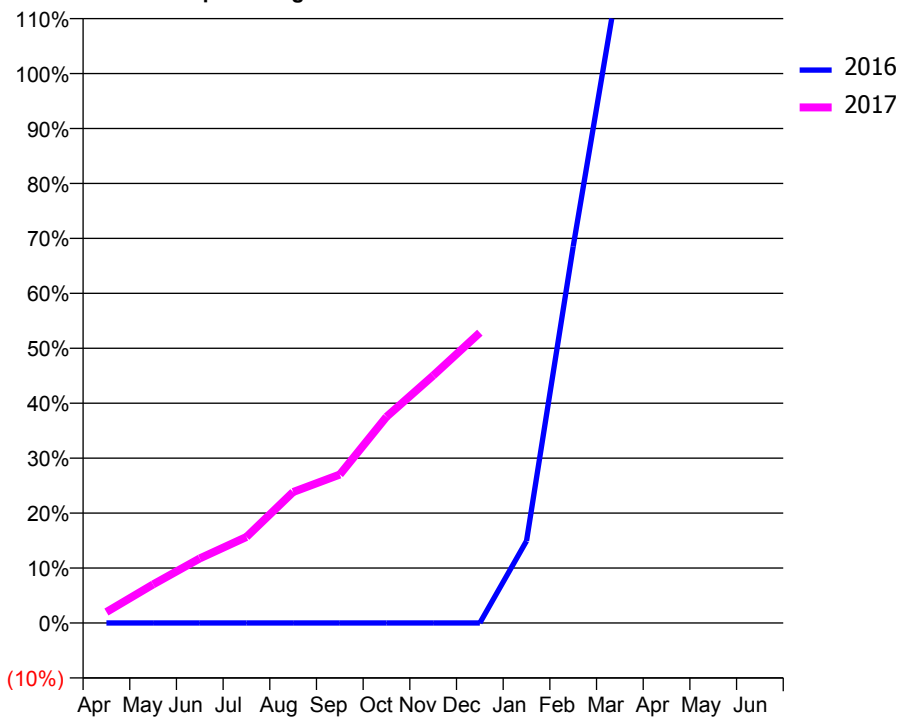
### ACCESS\*

Patients seen in 24 months	Total	Change since previous quarter
Quarter ending December 2015	48	
Quarter ending March 2016	753	↑
Quarter ending June 2016	1,017	↑
Quarter ending September 2016	1,264	↑
Quarter ending December 2016	1,413	↑
<b>Variance since December 2015</b>	<b>2843.8%</b>	<b>↑</b>



### ACTIVITY

Cumulative percentage of contracted UDA delivered 2016 & 2017



Month	Adjusted Scheduled Activity (UDA)	
	2016	2017
April	0	89
May	0	313
June	0	523
July	0	697
August	0	1,060
September	0	1,201
October	0	1,668
November	0	2,001
December	0	2,349
January	166	
February	762	
March	1,320	
April	1,530	
May	1,530	
June	1,530	

### QUALITY

	Quantity	Base Number	Contract	AT	Region	England
% of FP17s for the same patient ID Re-attending within 3 months - Children	23	548	4.2%	13.0%	13.4%	12.4%
% of FP17s for the same patient ID Re-attending within 3 months - Adults	80	844	9.5%	17.4%	17.3%	16.6%
% of FP17s for the same patient ID Re-attending between 3 & 9 months - Children	152	548	27.7%	57.2%	58.9%	57.5%
% of FP17s for the same patient ID Re-attending between 3 & 9 months - Adults	244	844	28.9%	50.9%	52.5%	50.4%
% of FP17s for Band 1 Urgent Courses	88	1,281	6.9%	11.0%	9.3%	9.1%
% of FP17s Relating to Free Repair or Replacements	3	1,281	0.2%	0.9%	1.0%	0.8%
% of FP17s Relating to Continuations	7	1,281	0.5%	1.3%	1.5%	1.3%
% of Patients satisfied with the dentistry they have received	0	0	N/A	92.3%	93.1%	92.7%
% of Patients satisfied with the time they had to wait for an appointment	0	0	N/A	88.9%	89.8%	88.8%

\* This is based on patients treated on this contract for their most recent course of treatment. Figures in italics indicate the base number of FP17s or Patient Questionnaire responses are less than 100. N/A is shown where the base number of responses is less than 10 during the period. % is calculated as Quantity/Base number\*100

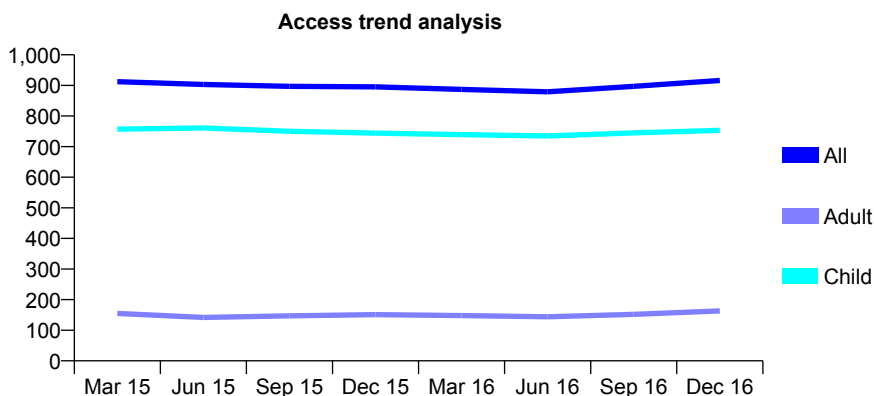
## Q47 - Vital Signs At a Glance Contract Report for 729272/0001 - December 2016

Name or company name	MR MP LANE
Contract type name	GDS Contract
Purpose of contract	General
Contract start date	01/04/2006
Contract end date	

16/17 Contracted general activity (UDA)	2,485
Carry forward general activity (UDA)	0
16/17 Contracted orthodontic activity (UOA)	0
Carry forward orthodontic activity (UOA)	0
Baseline contract value	£55,800.41

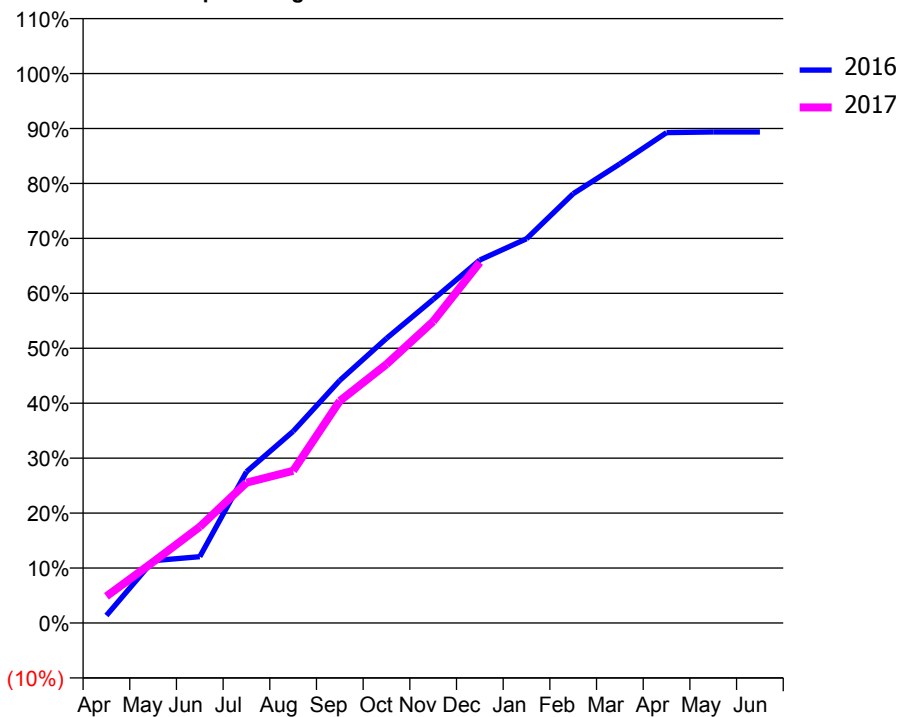
### ACCESS\*

Patients seen in 24 months	Total	Change since previous quarter
Quarter ending December 2015	895	
Quarter ending March 2016	887	→
Quarter ending June 2016	879	→
Quarter ending September 2016	897	↑
Quarter ending December 2016	916	↑
<b>Variance since December 2015</b>	<b>2.3%</b>	<b>↑</b>



### ACTIVITY

Cumulative percentage of contracted UDA delivered 2016 & 2017



Month	Adjusted Scheduled Activity (UDA)	
	2016	2017
April	34	121
May	282	276
June	300	435
July	684	635
August	867	688
September	1,097	1,004
October	1,287	1,170
November	1,463	1,364
December	1,642	1,631
January	1,738	
February	1,941	
March	2,077	
April	2,218	
May	2,221	
June	2,221	

### QUALITY

	Quantity	Base Number	Contract	AT	Region	England
% of FP17s for the same patient ID Re-attending within 3 months - Children	80	991	8.1%	13.0%	13.4%	12.4%
% of FP17s for the same patient ID Re-attending within 3 months - Adults	17	128	13.3%	17.4%	17.3%	16.6%
% of FP17s for the same patient ID Re-attending between 3 & 9 months - Children	678	991	68.4%	57.2%	58.9%	57.5%
% of FP17s for the same patient ID Re-attending between 3 & 9 months - Adults	98	128	76.6%	50.9%	52.5%	50.4%
% of FP17s for Band 1 Urgent Courses	54	1,026	5.3%	11.0%	9.3%	9.1%
% of FP17s Relating to Free Repair or Replacements	0	1,026	0.0%	0.9%	1.0%	0.8%
% of FP17s Relating to Continuations	0	1,026	0.0%	1.3%	1.5%	1.3%
% of Patients satisfied with the dentistry they have received	2	2	N/A	92.3%	93.1%	92.7%
% of Patients satisfied with the time they had to wait for an appointment	1	2	N/A	88.9%	89.8%	88.8%

\* This is based on patients treated on this contract for their most recent course of treatment. Figures in italics indicate the base number of FP17s or Patient Questionnaire responses are less than 100. N/A is shown where the base number of responses is less than 10 during the period. % is calculated as Quantity/Base number\*100

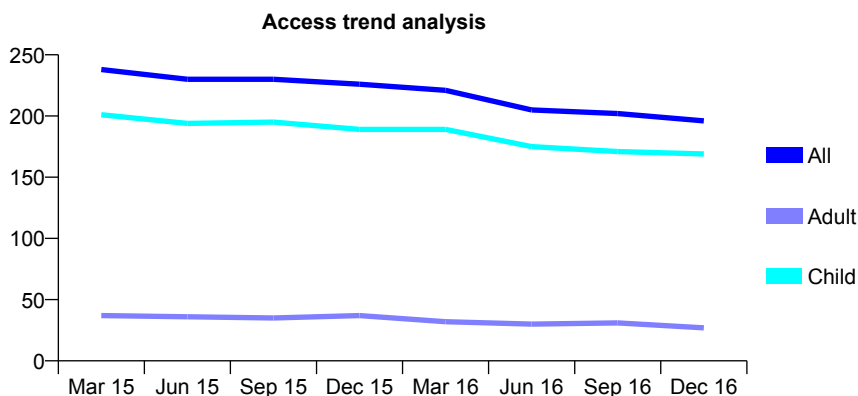
## Q47 - Vital Signs At a Glance Contract Report for 731501/0001 - December 2016

Name or company name	MR MJ GLOVER
Contract type name	GDS Contract
Purpose of contract	General
Contract start date	01/04/2006
Contract end date	

16/17 Contracted general activity (UDA)	1,100
Carry forward general activity (UDA)	0
16/17 Contracted orthodontic activity (UOA)	0
Carry forward orthodontic activity (UOA)	0
Baseline contract value	£22,580.34

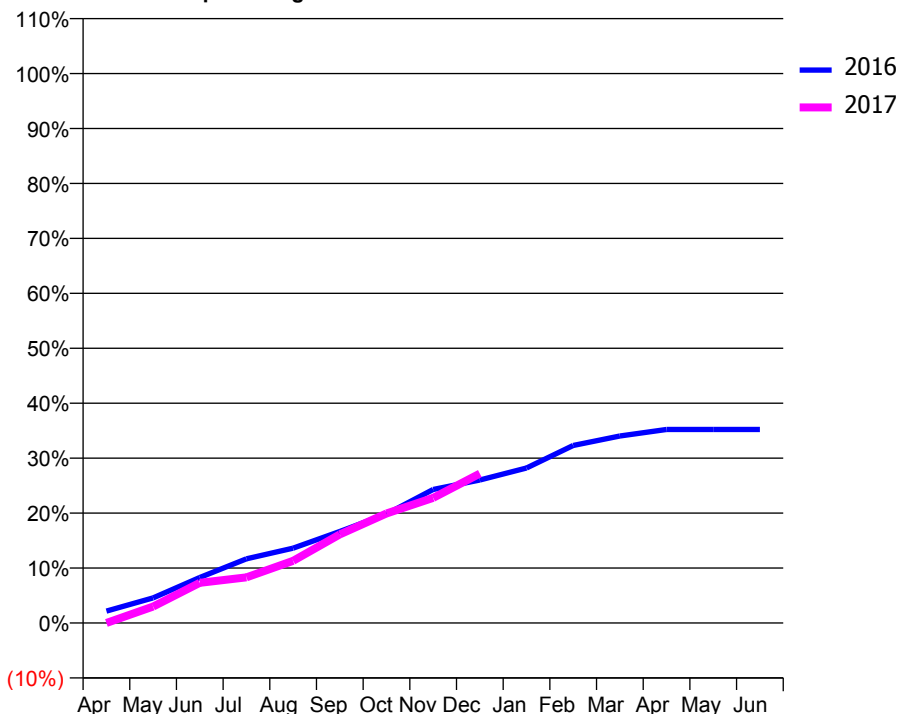
### ACCESS\*

Patients seen in 24 months	Total	Change since previous quarter
Quarter ending December 2015	226	
Quarter ending March 2016	221	↓
Quarter ending June 2016	205	↓
Quarter ending September 2016	202	↓
Quarter ending December 2016	196	↓
<b>Variance since December 2015</b>	<b>(13.3%)</b>	<b>↓</b>



### ACTIVITY

Cumulative percentage of contracted UDA delivered 2016 & 2017



Month	Adjusted Scheduled Activity (UDA)	
	2016	2017
April	24	0
May	50	33
June	91	80
July	129	91
August	150	124
September	183	177
October	218	219
November	267	250
December	286	299
January	310	
February	355	
March	374	
April	387	
May	387	
June	387	

### QUALITY

	Quantity	Base Number	Contract	AT	Region	England
% of FP17s for the same patient ID Re-attending within 3 months - Children	17	217	7.8%	13.0%	13.4%	12.4%
% of FP17s for the same patient ID Re-attending within 3 months - Adults	0	0	N/A	17.4%	17.3%	16.6%
% of FP17s for the same patient ID Re-attending between 3 & 9 months - Children	138	217	63.6%	57.2%	58.9%	57.5%
% of FP17s for the same patient ID Re-attending between 3 & 9 months - Adults	0	0	N/A	50.9%	52.5%	50.4%
% of FP17s for Band 1 Urgent Courses	5	204	2.5%	11.0%	9.3%	9.1%
% of FP17s Relating to Free Repair or Replacements	0	204	0.0%	0.9%	1.0%	0.8%
% of FP17s Relating to Continuations	1	204	0.5%	1.3%	1.5%	1.3%
% of Patients satisfied with the dentistry they have received	0	0	N/A	92.3%	93.1%	92.7%
% of Patients satisfied with the time they had to wait for an appointment	0	0	N/A	88.9%	89.8%	88.8%

\* This is based on patients treated on this contract for their most recent course of treatment. Figures in italics indicate the base number of FP17s or Patient Questionnaire responses are less than 100. N/A is shown where the base number of responses is less than 10 during the period. % is calculated as Quantity/Base number\*100

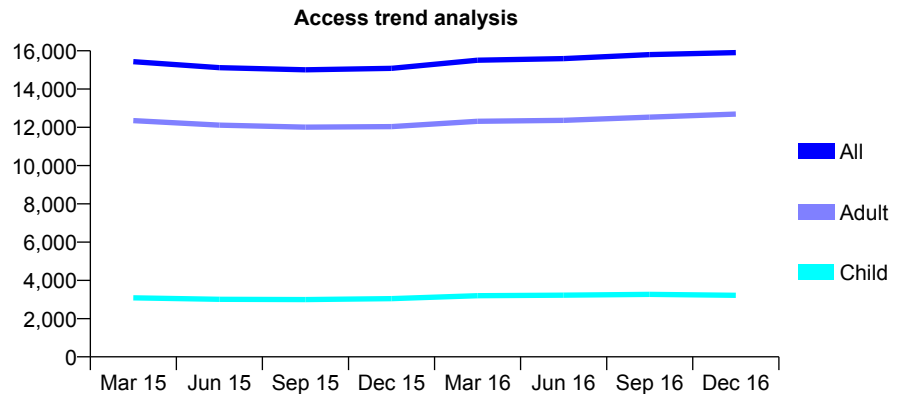
## Q47 - Vital Signs At a Glance Contract Report for 732141/0001 - December 2016

Name or company name	MR MJ KENYON
Contract type name	GDS Contract
Purpose of contract	General
Contract start date	01/04/2006
Contract end date	

16/17 Contracted general activity (UDA)	45,968
Carry forward general activity (UDA)	0
16/17 Contracted orthodontic activity (UOA)	0
Carry forward orthodontic activity (UOA)	0
Baseline contract value	£1,661,279.26

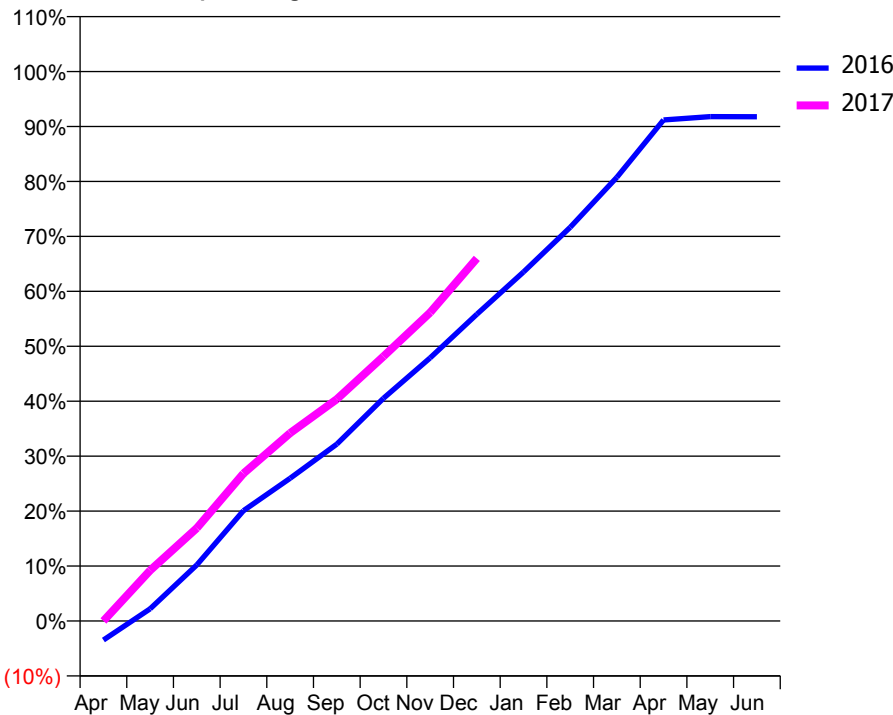
### ACCESS\*

Patients seen in 24 months	Total	Change since previous quarter
Quarter ending December 2015	15,081	
Quarter ending March 2016	15,507	↑
Quarter ending June 2016	15,589	→
Quarter ending September 2016	15,801	→
Quarter ending December 2016	15,905	→
<b>Variance since December 2015</b>	<b>5.5%</b>	<b>↑</b>



### ACTIVITY

Cumulative percentage of contracted UDA delivered 2016 & 2017



Month	Adjusted Scheduled Activity (UDA)	
	2016	2017
April	-1,600	0
May	1,025	4,230
June	4,685	7,773
July	9,232	12,342
August	11,943	15,719
September	14,795	18,554
October	18,639	22,141
November	22,014	25,810
December	25,667	30,339
January	29,193	
February	32,937	
March	37,119	
April	41,914	
May	42,194	
June	42,188	

### QUALITY

	Quantity	Base Number	Contract	AT	Region	England
% of FP17s for the same patient ID Re-attending within 3 months - Children	316	3,563	8.9%	13.0%	13.4%	12.4%
% of FP17s for the same patient ID Re-attending within 3 months - Adults	1,644	12,876	12.8%	17.4%	17.3%	16.6%
% of FP17s for the same patient ID Re-attending between 3 & 9 months - Children	1,586	3,563	44.5%	57.2%	58.9%	57.5%
% of FP17s for the same patient ID Re-attending between 3 & 9 months - Adults	6,658	12,876	51.7%	50.9%	52.5%	50.4%
% of FP17s for Band 1 Urgent Courses	380	14,171	2.7%	11.0%	9.3%	9.1%
% of FP17s Relating to Free Repair or Replacements	38	14,171	0.3%	0.9%	1.0%	0.8%
% of FP17s Relating to Continuations	423	14,171	3.0%	1.3%	1.5%	1.3%
% of Patients satisfied with the dentistry they have received	66	75	88.0%	92.3%	93.1%	92.7%
% of Patients satisfied with the time they had to wait for an appointment	68	75	90.7%	88.9%	89.8%	88.8%

\* This is based on patients treated on this contract for their most recent course of treatment. Figures in italics indicate the base number of FP17s or Patient Questionnaire responses are less than 100. N/A is shown where the base number of responses is less than 10 during the period. % is calculated as Quantity/Base number\*100



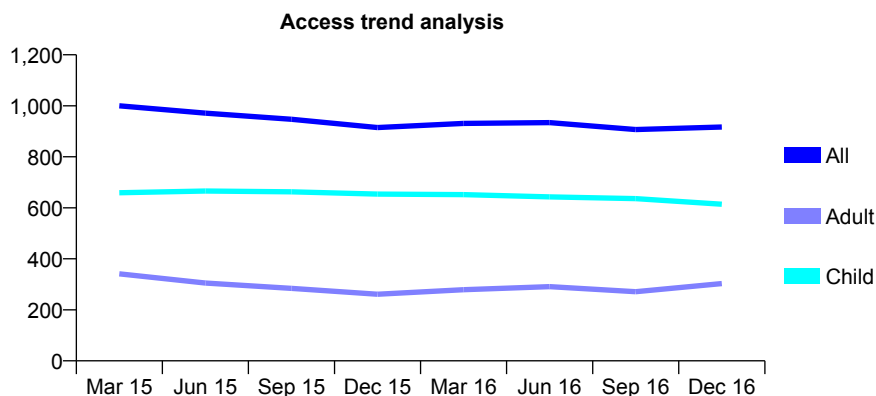
## Q47 - Vital Signs At a Glance Contract Report for 736554/0001 - December 2016

Name or company name	MR NM GOODWIN
Contract type name	GDS Contract
Purpose of contract	General
Contract start date	01/04/2006
Contract end date	

16/17 Contracted general activity (UDA)	3,000
Carry forward general activity (UDA)	109
16/17 Contracted orthodontic activity (UOA)	0
Carry forward orthodontic activity (UOA)	0
Baseline contract value	£70,806.09

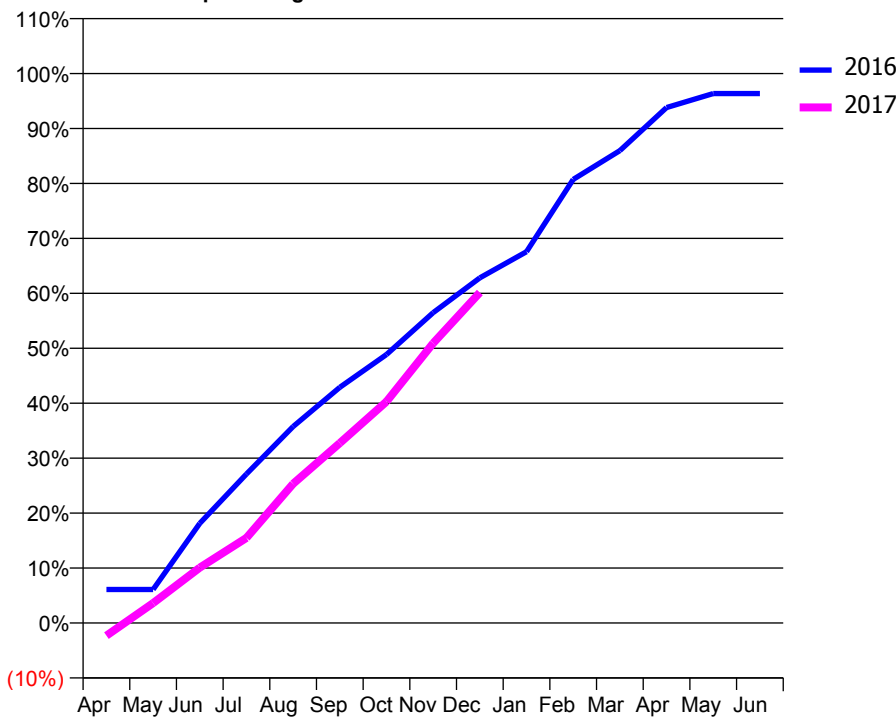
### ACCESS\*

Patients seen in 24 months	Total	Change since previous quarter
Quarter ending December 2015	915	
Quarter ending March 2016	931	→
Quarter ending June 2016	934	→
Quarter ending September 2016	907	↓
Quarter ending December 2016	917	→
<b>Variance since December 2015</b>	<b>0.2%</b>	<b>→</b>



### ACTIVITY

Cumulative percentage of contracted UDA delivered 2016 & 2017



Month	Adjusted Scheduled Activity (UDA)	
	2016	2017
April	183	-69
May	183	109
June	544	303
July	814	465
August	1,073	761
September	1,286	982
October	1,466	1,209
November	1,694	1,527
December	1,885	1,805
January	2,027	
February	2,421	
March	2,579	
April	2,814	
May	2,891	
June	2,891	

### QUALITY

	Quantity	Base Number	Contract	AT	Region	England
% of FP17s for the same patient ID Re-attending within 3 months - Children	155	818	18.9%	13.0%	13.4%	12.4%
% of FP17s for the same patient ID Re-attending within 3 months - Adults	35	228	15.4%	17.4%	17.3%	16.6%
% of FP17s for the same patient ID Re-attending between 3 & 9 months - Children	418	818	51.1%	57.2%	58.9%	57.5%
% of FP17s for the same patient ID Re-attending between 3 & 9 months - Adults	56	228	24.6%	50.9%	52.5%	50.4%
% of FP17s for Band 1 Urgent Courses	58	931	6.2%	11.0%	9.3%	9.1%
% of FP17s Relating to Free Repair or Replacements	1	931	0.1%	0.9%	1.0%	0.8%
% of FP17s Relating to Continuations	2	931	0.2%	1.3%	1.5%	1.3%
% of Patients satisfied with the dentistry they have received	2	3	N/A	92.3%	93.1%	92.7%
% of Patients satisfied with the time they had to wait for an appointment	1	3	N/A	88.9%	89.8%	88.8%

\* This is based on patients treated on this contract for their most recent course of treatment. Figures in italics indicate the base number of FP17s or Patient Questionnaire responses are less than 100. N/A is shown where the base number of responses is less than 10 during the period. % is calculated as Quantity/Base number\*100

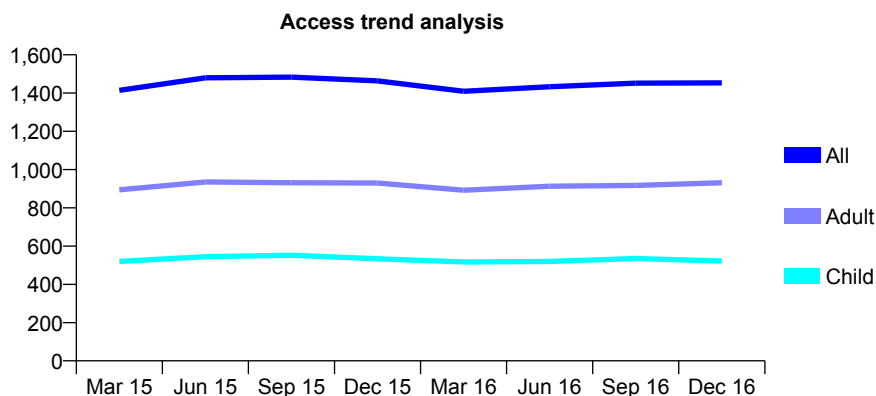
## Q47 - Vital Signs At a Glance Contract Report for 739693/0001 - December 2016

Name or company name	MR JC LORD
Contract type name	GDS Contract
Purpose of contract	General
Contract start date	01/04/2006
Contract end date	

16/17 Contracted general activity (UDA)	1,760
Carry forward general activity (UDA)	-7
16/17 Contracted orthodontic activity (UOA)	0
Carry forward orthodontic activity (UOA)	0
Baseline contract value	£41,697.89

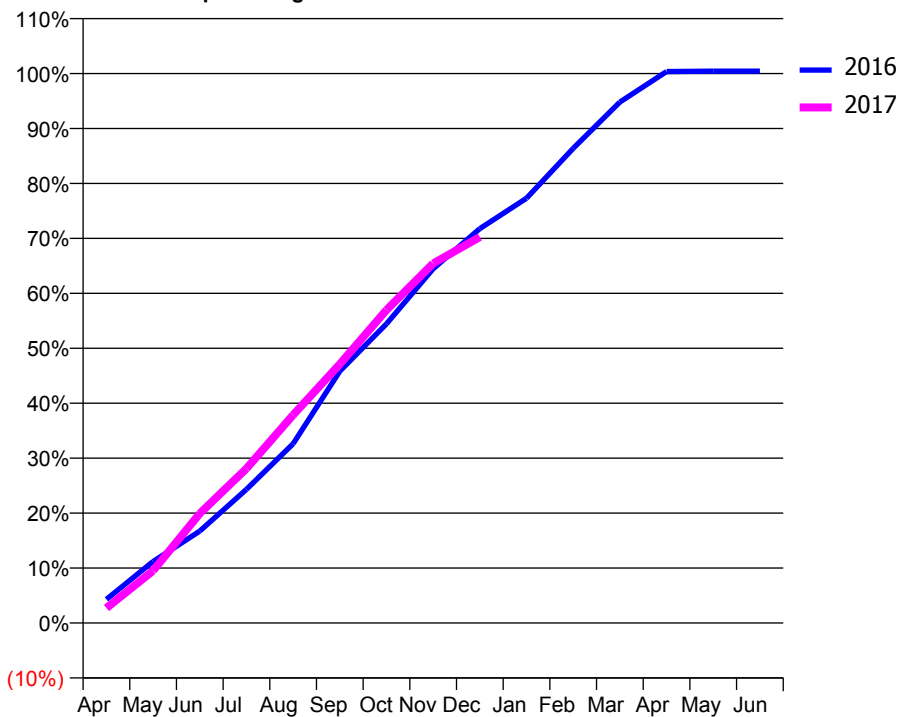
### ACCESS\*

Patients seen in 24 months	Total	Change since previous quarter
Quarter ending December 2015	1,464	
Quarter ending March 2016	1,409	↓
Quarter ending June 2016	1,433	→
Quarter ending September 2016	1,452	→
Quarter ending December 2016	1,453	→
<b>Variance since December 2015</b>	<b>(0.8%)</b>	→



### ACTIVITY

Cumulative percentage of contracted UDA delivered 2016 & 2017



Month	Adjusted Scheduled Activity (UDA)	
	2016	2017
April	69	48
May	179	168
June	268	351
July	389	495
August	522	666
September	733	829
October	871	1,003
November	1,032	1,152
December	1,148	1,236
January	1,237	
February	1,382	
March	1,517	
April	1,606	
May	1,607	
June	1,607	

### QUALITY

	Quantity	Base Number	Contract	AT	Region	England
% of FP17s for the same patient ID Re-attending within 3 months - Children	25	508	4.9%	13.0%	13.4%	12.4%
% of FP17s for the same patient ID Re-attending within 3 months - Adults	126	948	13.3%	17.4%	17.3%	16.6%
% of FP17s for the same patient ID Re-attending between 3 & 9 months - Children	194	508	38.2%	57.2%	58.9%	57.5%
% of FP17s for the same patient ID Re-attending between 3 & 9 months - Adults	442	948	46.6%	50.9%	52.5%	50.4%
% of FP17s for Band 1 Urgent Courses	37	729	5.1%	11.0%	9.3%	9.1%
% of FP17s Relating to Free Repair or Replacements	0	729	0.0%	0.9%	1.0%	0.8%
% of FP17s Relating to Continuations	14	729	1.9%	1.3%	1.5%	1.3%
% of Patients satisfied with the dentistry they have received	2	2	N/A	92.3%	93.1%	92.7%
% of Patients satisfied with the time they had to wait for an appointment	2	2	N/A	88.9%	89.8%	88.8%

\* This is based on patients treated on this contract for their most recent course of treatment. Figures in italics indicate the base number of FP17s or Patient Questionnaire responses are less than 100. N/A is shown where the base number of responses is less than 10 during the period. % is calculated as Quantity/Base number\*100

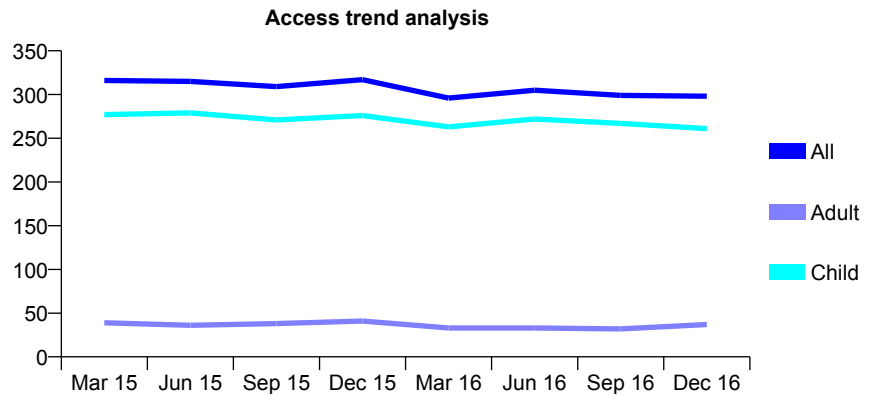
## Q47 - Vital Signs At a Glance Contract Report for 740756/0002 - December 2016

Name or company name	MR MP COYLE
Contract type name	GDS Contract
Purpose of contract	General
Contract start date	01/04/2012
Contract end date	

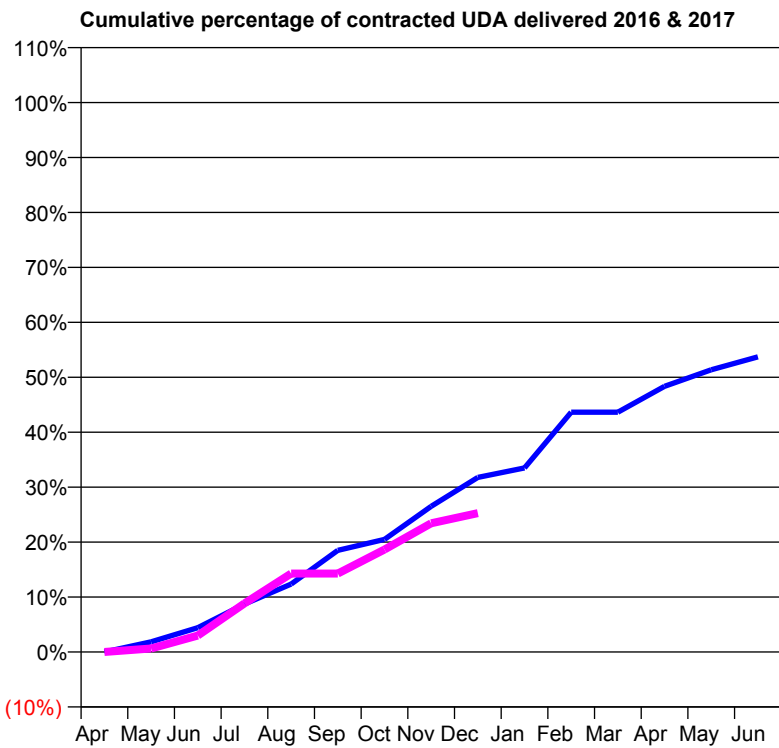
16/17 Contracted general activity (UDA)	1,400
Carry forward general activity (UDA)	0
16/17 Contracted orthodontic activity (UOA)	0
Carry forward orthodontic activity (UOA)	0
Baseline contract value	£31,724.69

### ACCESS\*

Patients seen in 24 months	Total	Change since previous quarter
Quarter ending December 2015	317	
Quarter ending March 2016	296	↓
Quarter ending June 2016	305	↑
Quarter ending September 2016	299	↓
Quarter ending December 2016	298	→
<b>Variance since December 2015</b>	<b>(6.0%)</b>	<b>↓</b>



### ACTIVITY



Month	Adjusted Scheduled Activity (UDA)	
	2016	2017
April	0	0
May	26	9
June	62	42
July	122	124
August	173	200
September	259	200
October	287	261
November	371	328
December	445	354
January	469	
February	611	
March	611	
April	677	
May	719	
June	752	

### QUALITY

	Quantity	Base Number	Contract	AT	Region	England
% of FP17s for the same patient ID Re-attending within 3 months - Children	25	277	9.0%	13.0%	13.4%	12.4%
% of FP17s for the same patient ID Re-attending within 3 months - Adults	0	1	0.0%	17.4%	17.3%	16.6%
% of FP17s for the same patient ID Re-attending between 3 & 9 months - Children	137	277	49.5%	57.2%	58.9%	57.5%
% of FP17s for the same patient ID Re-attending between 3 & 9 months - Adults	0	1	0.0%	50.9%	52.5%	50.4%
% of FP17s for Band 1 Urgent Courses	0	206	0.0%	11.0%	9.3%	9.1%
% of FP17s Relating to Free Repair or Replacements	0	206	0.0%	0.9%	1.0%	0.8%
% of FP17s Relating to Continuations	0	206	0.0%	1.3%	1.5%	1.3%
% of Patients satisfied with the dentistry they have received	0	1	N/A	92.3%	93.1%	92.7%
% of Patients satisfied with the time they had to wait for an appointment	0	1	N/A	88.9%	89.8%	88.8%

\* This is based on patients treated on this contract for their most recent course of treatment. Figures in italics indicate the base number of FP17s or Patient Questionnaire responses are less than 100. N/A is shown where the base number of responses is less than 10 during the period. % is calculated as Quantity/Base number\*100

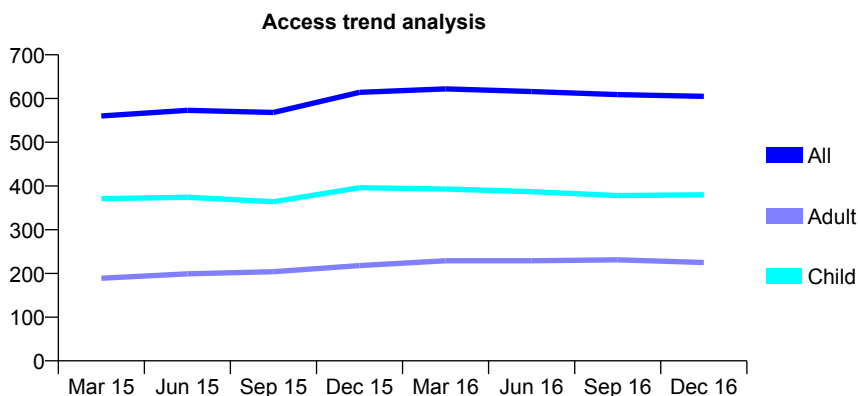
## Q47 - Vital Signs At a Glance Contract Report for 741493/0001 - December 2016

Name or company name	MISS IE GOTT
Contract type name	GDS Contract
Purpose of contract	General
Contract start date	01/04/2006
Contract end date	

16/17 Contracted general activity (UDA)	1,370
Carry forward general activity (UDA)	0
16/17 Contracted orthodontic activity (UOA)	0
Carry forward orthodontic activity (UOA)	0
Baseline contract value	£28,755.91

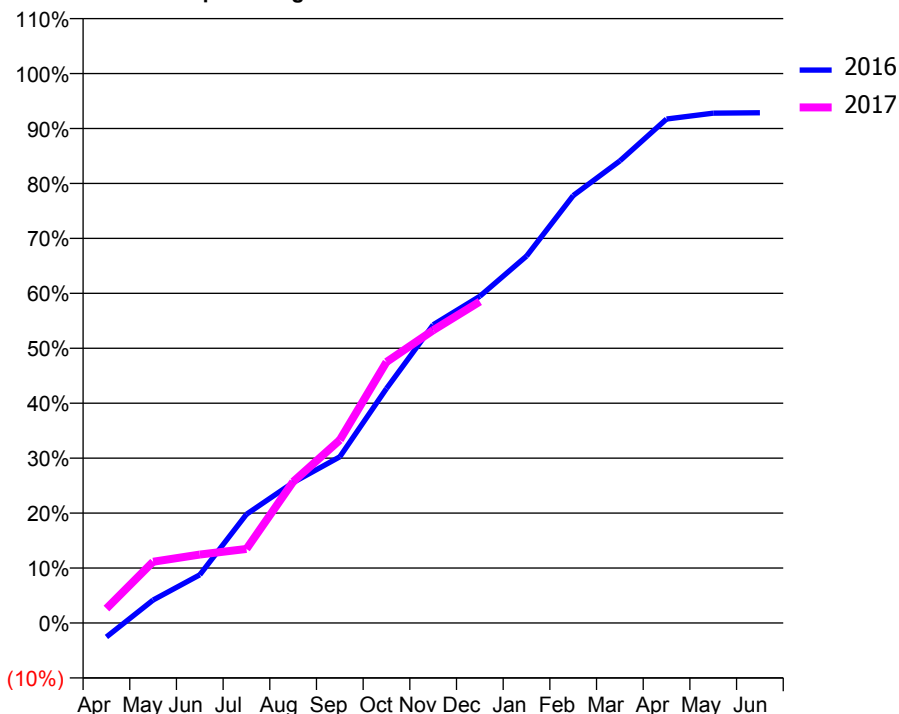
### ACCESS\*

Patients seen in 24 months	Total	Change since previous quarter
Quarter ending December 2015	614	
Quarter ending March 2016	622	→
Quarter ending June 2016	616	→
Quarter ending September 2016	609	↓
Quarter ending December 2016	605	→
<b>Variance since December 2015</b>	<b>(1.5%)</b>	<b>↓</b>



### ACTIVITY

Cumulative percentage of contracted UDA delivered 2016 & 2017



Adjusted Scheduled Activity (UDA)

Month	2016	2017
April	-35	36
May	57	153
June	120	171
July	271	185
August	350	352
September	414	456
October	585	651
November	744	730
December	815	801
January	915	
February	1,066	
March	1,152	
April	1,256	
May	1,271	
June	1,272	

### QUALITY

	Quantity	Base Number	Contract	AT	Region	England
% of FP17s for the same patient ID Re-attending within 3 months - Children	40	398	10.1%	13.0%	13.4%	12.4%
% of FP17s for the same patient ID Re-attending within 3 months - Adults	28	143	19.6%	17.4%	17.3%	16.6%
% of FP17s for the same patient ID Re-attending between 3 & 9 months - Children	215	398	54.0%	57.2%	58.9%	57.5%
% of FP17s for the same patient ID Re-attending between 3 & 9 months - Adults	53	143	37.1%	50.9%	52.5%	50.4%
% of FP17s for Band 1 Urgent Courses	37	468	7.9%	11.0%	9.3%	9.1%
% of FP17s Relating to Free Repair or Replacements	0	468	0.0%	0.9%	1.0%	0.8%
% of FP17s Relating to Continuations	1	468	0.2%	1.3%	1.5%	1.3%
% of Patients satisfied with the dentistry they have received	1	1	N/A	92.3%	93.1%	92.7%
% of Patients satisfied with the time they had to wait for an appointment	1	1	N/A	88.9%	89.8%	88.8%

\* This is based on patients treated on this contract for their most recent course of treatment. Figures in italics indicate the base number of FP17s or Patient Questionnaire responses are less than 100. N/A is shown where the base number of responses is less than 10 during the period. % is calculated as Quantity/Base number\*100

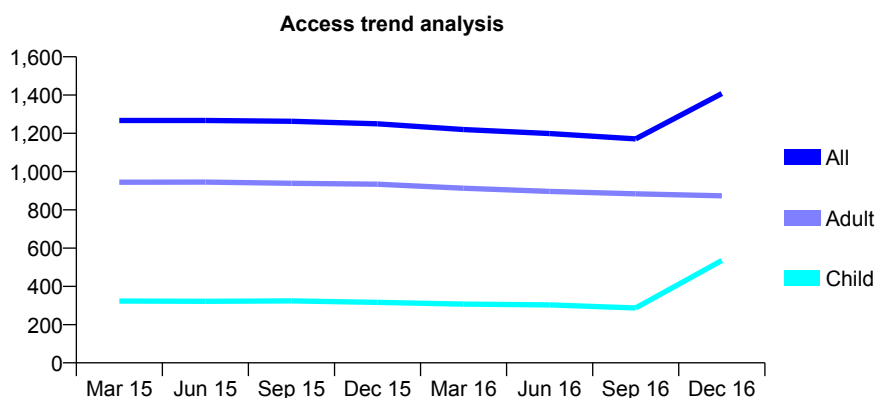
## Q47 - Vital Signs At a Glance Contract Report for 743313/0002 - December 2016

Name or company name	Mr David Melia, Mr Frederick Reeves, and I
Contract type name	GDS Contract
Purpose of contract	General
Contract start date	15/06/2013
Contract end date	

16/17 Contracted general activity (UDA)	3,246
Carry forward general activity (UDA)	45
16/17 Contracted orthodontic activity (UOA)	0
Carry forward orthodontic activity (UOA)	0
Baseline contract value	£74,342.01

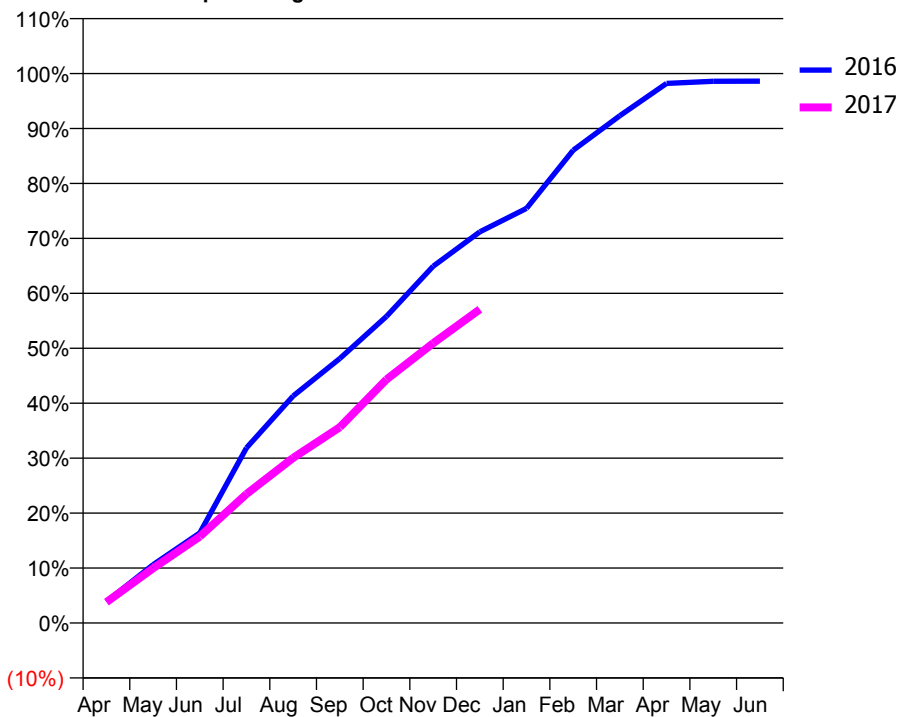
### ACCESS\*

Patients seen in 24 months	Total	Change since previous quarter
Quarter ending December 2015	1,250	
Quarter ending March 2016	1,220	↓
Quarter ending June 2016	1,199	↓
Quarter ending September 2016	1,171	↓
Quarter ending December 2016	1,408	↑
<b>Variance since December 2015</b>	<b>12.6%</b>	<b>↑</b>



### ACTIVITY

Cumulative percentage of contracted UDA delivered 2016 & 2017



Month	Adjusted Scheduled Activity (UDA)	
	2016	2017
April	127	124
May	345	323
June	532	511
July	1,035	762
August	1,341	975
September	1,563	1,156
October	1,811	1,439
November	2,108	1,653
December	2,311	1,853
January	2,449	
February	2,793	
March	2,997	
April	3,188	
May	3,200	
June	3,201	

### QUALITY

	Quantity	Base Number	Contract	AT	Region	England
% of FP17s for the same patient ID Re-attending within 3 months - Children	22	547	4.0%	13.0%	13.4%	12.4%
% of FP17s for the same patient ID Re-attending within 3 months - Adults	63	768	8.2%	17.4%	17.3%	16.6%
% of FP17s for the same patient ID Re-attending between 3 & 9 months - Children	215	547	39.3%	57.2%	58.9%	57.5%
% of FP17s for the same patient ID Re-attending between 3 & 9 months - Adults	419	768	54.6%	50.9%	52.5%	50.4%
% of FP17s for Band 1 Urgent Courses	41	1,225	3.3%	11.0%	9.3%	9.1%
% of FP17s Relating to Free Repair or Replacements	4	1,225	0.3%	0.9%	1.0%	0.8%
% of FP17s Relating to Continuations	5	1,225	0.4%	1.3%	1.5%	1.3%
% of Patients satisfied with the dentistry they have received	4	4	N/A	92.3%	93.1%	92.7%
% of Patients satisfied with the time they had to wait for an appointment	4	4	N/A	88.9%	89.8%	88.8%

\* This is based on patients treated on this contract for their most recent course of treatment. Figures in italics indicate the base number of FP17s or Patient Questionnaire responses are less than 100. N/A is shown where the base number of responses is less than 10 during the period. % is calculated as Quantity/Base number\*100

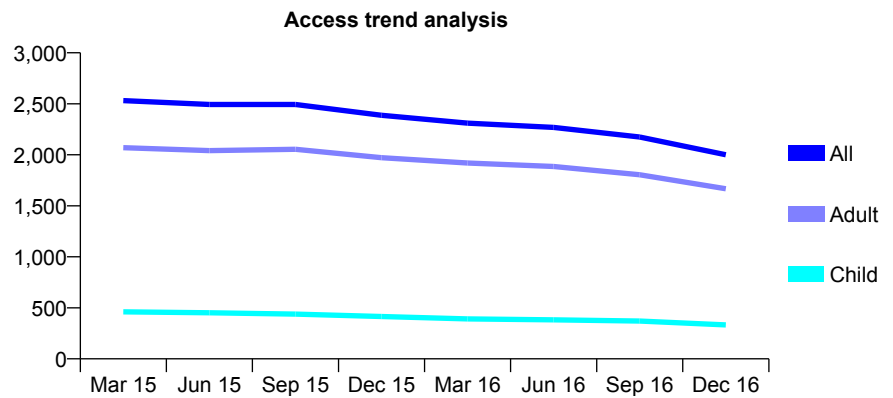
## Q47 - Vital Signs At a Glance Contract Report for 748501/0001 - December 2016

Name or company name	Miss K Mayle and Mr J Tidswell
Contract type name	GDS Contract
Purpose of contract	General
Contract start date	01/04/2006
Contract end date	

16/17 Contracted general activity (UDA)	6,998
Carry forward general activity (UDA)	0
16/17 Contracted orthodontic activity (UOA)	0
Carry forward orthodontic activity (UOA)	0
Baseline contract value	£161,349.42

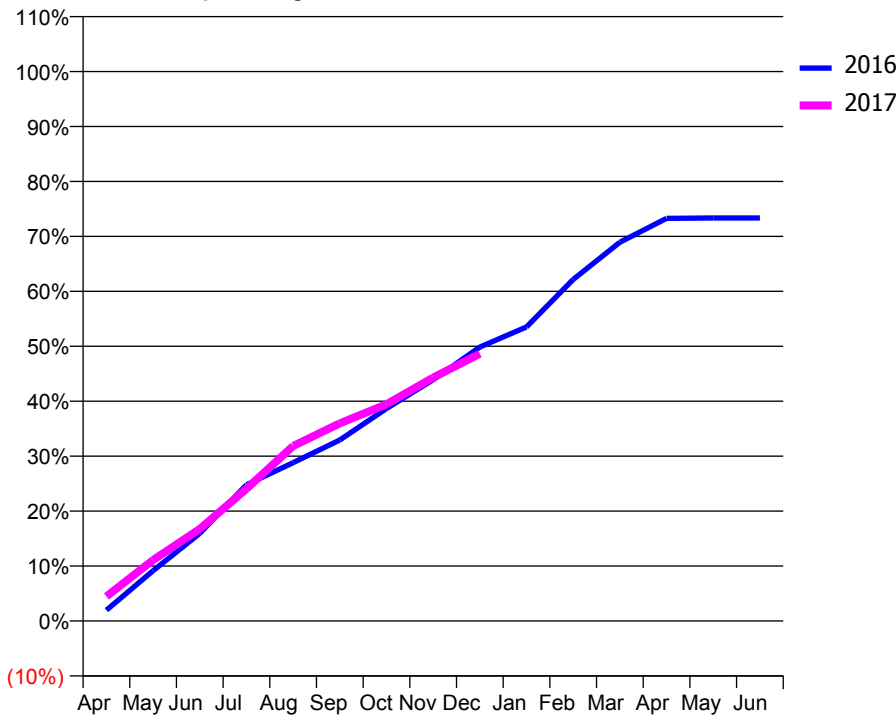
### ACCESS\*

Patients seen in 24 months	Total	Change since previous quarter
Quarter ending December 2015	2,387	
Quarter ending March 2016	2,311	↓
Quarter ending June 2016	2,268	↓
Quarter ending September 2016	2,175	↓
Quarter ending December 2016	2,000	↓
<b>Variance since December 2015</b>	<b>(16.2%)</b>	<b>↓</b>



### ACTIVITY

Cumulative percentage of contracted UDA delivered 2016 & 2017



Month	Adjusted Scheduled Activity (UDA)	
	2016	2017
April	138	313
May	641	778
June	1,116	1,172
July	1,735	1,684
August	2,017	2,228
September	2,306	2,517
October	2,706	2,761
November	3,072	3,101
December	3,490	3,405
January	3,746	
February	4,351	
March	4,824	
April	5,128	
May	5,133	
June	5,133	

### QUALITY

	Quantity	Base Number	Contract	AT	Region	England
% of FP17s for the same patient ID Re-attending within 3 months - Children	17	308	5.5%	13.0%	13.4%	12.4%
% of FP17s for the same patient ID Re-attending within 3 months - Adults	147	1,506	9.8%	17.4%	17.3%	16.6%
% of FP17s for the same patient ID Re-attending between 3 & 9 months - Children	142	308	46.1%	57.2%	58.9%	57.5%
% of FP17s for the same patient ID Re-attending between 3 & 9 months - Adults	666	1,506	44.2%	50.9%	52.5%	50.4%
% of FP17s for Band 1 Urgent Courses	89	1,699	5.2%	11.0%	9.3%	9.1%
% of FP17s Relating to Free Repair or Replacements	11	1,699	0.6%	0.9%	1.0%	0.8%
% of FP17s Relating to Continuations	27	1,699	1.6%	1.3%	1.5%	1.3%
% of Patients satisfied with the dentistry they have received	3	3	N/A	92.3%	93.1%	92.7%
% of Patients satisfied with the time they had to wait for an appointment	2	3	N/A	88.9%	89.8%	88.8%

\* This is based on patients treated on this contract for their most recent course of treatment. Figures in italics indicate the base number of FP17s or Patient Questionnaire responses are less than 100. N/A is shown where the base number of responses is less than 10 during the period. % is calculated as Quantity/Base number\*100

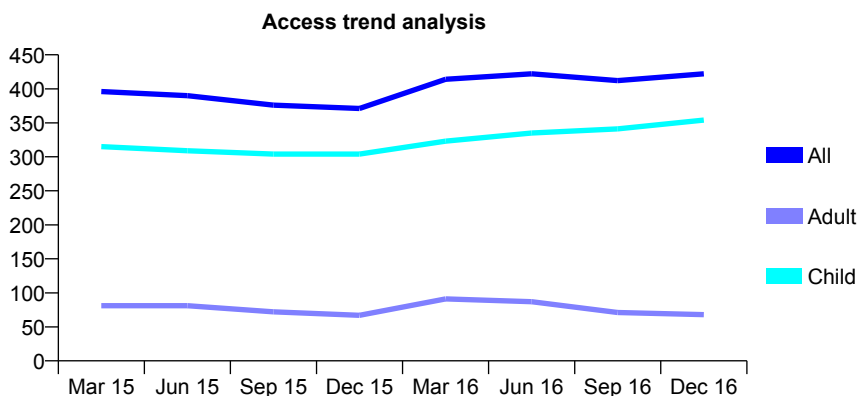
## Q47 - Vital Signs At a Glance Contract Report for 751650/0001 - December 2016

Name or company name	MISS ST KHAN
Contract type name	GDS Contract
Purpose of contract	General
Contract start date	01/07/2010
Contract end date	

16/17 Contracted general activity (UDA)	1,235
Carry forward general activity (UDA)	20
16/17 Contracted orthodontic activity (UOA)	0
Carry forward orthodontic activity (UOA)	0
Baseline contract value	£29,301.87

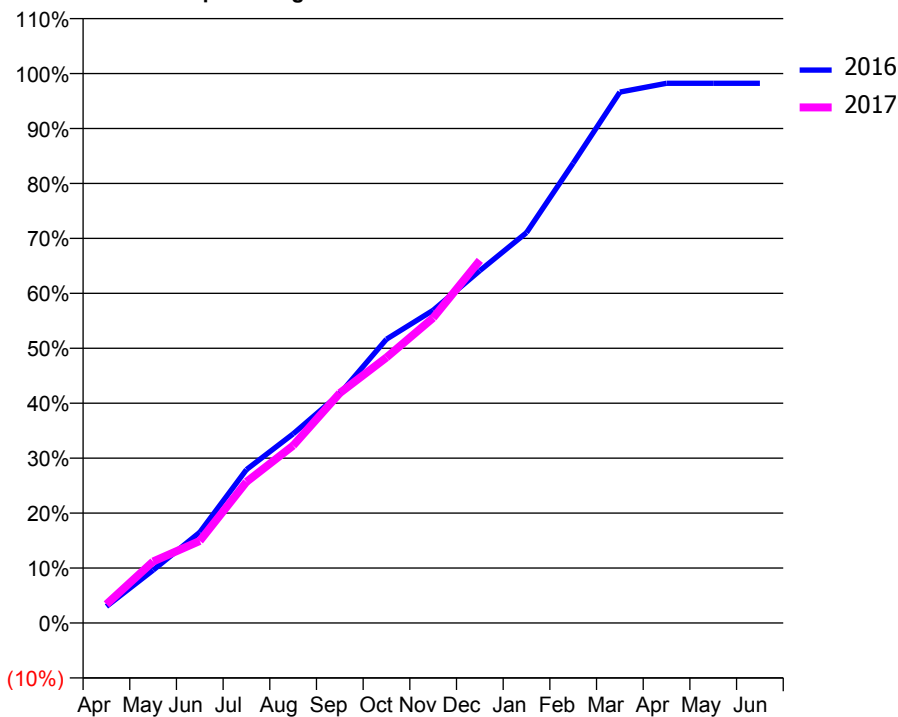
### ACCESS\*

Patients seen in 24 months	Total	Change since previous quarter
Quarter ending December 2015	371	
Quarter ending March 2016	414	↑
Quarter ending June 2016	422	→
Quarter ending September 2016	412	↓
Quarter ending December 2016	422	↑
<b>Variance since December 2015</b>	<b>13.7%</b>	<b>↑</b>



### ACTIVITY

Cumulative percentage of contracted UDA delivered 2016 & 2017



Month	Adjusted Scheduled Activity (UDA)	
	2016	2017
April	34	42
May	108	138
June	186	185
July	315	317
August	388	399
September	471	517
October	583	597
November	642	686
December	723	815
January	801	
February	944	
March	1,090	
April	1,108	
May	1,108	
June	1,108	

### QUALITY

	Quantity	Base Number	Contract	AT	Region	England
% of FP17s for the same patient ID Re-attending within 3 months - Children	60	517	11.6%	13.0%	13.4%	12.4%
% of FP17s for the same patient ID Re-attending within 3 months - Adults	2	35	5.7%	17.4%	17.3%	16.6%
% of FP17s for the same patient ID Re-attending between 3 & 9 months - Children	353	517	68.3%	57.2%	58.9%	57.5%
% of FP17s for the same patient ID Re-attending between 3 & 9 months - Adults	2	35	5.7%	50.9%	52.5%	50.4%
% of FP17s for Band 1 Urgent Courses	15	540	2.8%	11.0%	9.3%	9.1%
% of FP17s Relating to Free Repair or Replacements	0	540	0.0%	0.9%	1.0%	0.8%
% of FP17s Relating to Continuations	0	540	0.0%	1.3%	1.5%	1.3%
% of Patients satisfied with the dentistry they have received	0	0	N/A	92.3%	93.1%	92.7%
% of Patients satisfied with the time they had to wait for an appointment	0	0	N/A	88.9%	89.8%	88.8%

\* This is based on patients treated on this contract for their most recent course of treatment. Figures in italics indicate the base number of FP17s or Patient Questionnaire responses are less than 100. N/A is shown where the base number of responses is less than 10 during the period. % is calculated as Quantity/Base number\*100



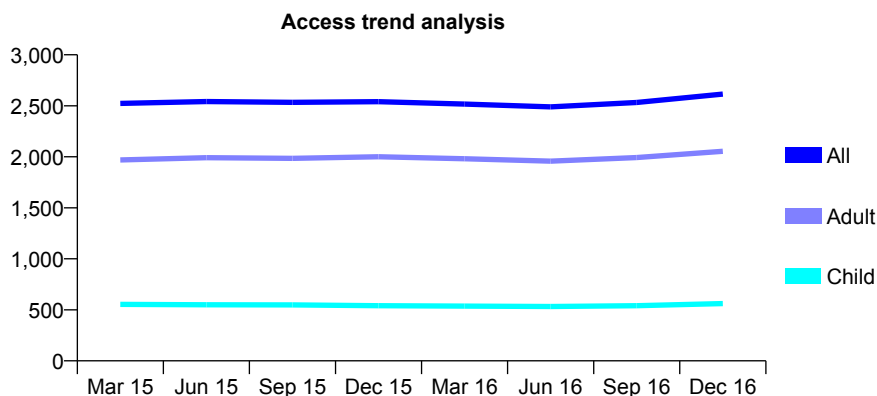
## Q47 - Vital Signs At a Glance Contract Report for 751650/0002 - December 2016

Name or company name	MISS ST KHAN
Contract type name	GDS Contract
Purpose of contract	General
Contract start date	01/08/2010
Contract end date	

16/17 Contracted general activity (UDA)	9,458
Carry forward general activity (UDA)	55
16/17 Contracted orthodontic activity (UOA)	0
Carry forward orthodontic activity (UOA)	0
Baseline contract value	£232,468.60

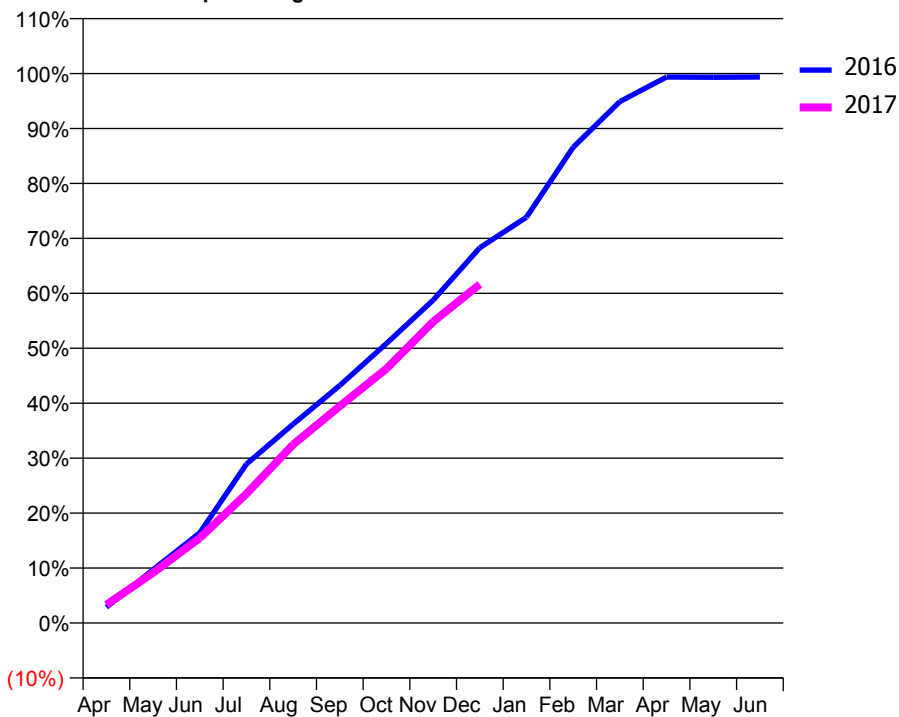
### ACCESS\*

Patients seen in 24 months	Total	Change since previous quarter
Quarter ending December 2015	2,541	
Quarter ending March 2016	2,517	→
Quarter ending June 2016	2,490	↓
Quarter ending September 2016	2,533	→
Quarter ending December 2016	2,615	↑
<b>Variance since December 2015</b>	<b>2.9%</b>	<b>↑</b>



### ACTIVITY

Cumulative percentage of contracted UDA delivered 2016 & 2017



Month	Adjusted Scheduled Activity (UDA)	
	2016	2017
April	247	315
May	836	864
June	1,414	1,463
July	2,493	2,224
August	3,117	3,071
September	3,723	3,733
October	4,382	4,378
November	5,062	5,186
December	5,883	5,830
January	6,360	
February	7,457	
March	8,173	
April	8,558	
May	8,555	
June	8,558	

### QUALITY

	Quantity	Base Number	Contract	AT	Region	England
% of FP17s for the same patient ID Re-attending within 3 months - Children	116	737	15.7%	13.0%	13.4%	12.4%
% of FP17s for the same patient ID Re-attending within 3 months - Adults	447	2,664	16.8%	17.4%	17.3%	16.6%
% of FP17s for the same patient ID Re-attending between 3 & 9 months - Children	462	737	62.7%	57.2%	58.9%	57.5%
% of FP17s for the same patient ID Re-attending between 3 & 9 months - Adults	1,733	2,664	65.1%	50.9%	52.5%	50.4%
% of FP17s for Band 1 Urgent Courses	110	3,226	3.4%	11.0%	9.3%	9.1%
% of FP17s Relating to Free Repair or Replacements	45	3,226	1.4%	0.9%	1.0%	0.8%
% of FP17s Relating to Continuations	14	3,226	0.4%	1.3%	1.5%	1.3%
% of Patients satisfied with the dentistry they have received	7	7	N/A	92.3%	93.1%	92.7%
% of Patients satisfied with the time they had to wait for an appointment	7	7	N/A	88.9%	89.8%	88.8%

\* This is based on patients treated on this contract for their most recent course of treatment. Figures in italics indicate the base number of FP17s or Patient Questionnaire responses are less than 100. N/A is shown where the base number of responses is less than 10 during the period. % is calculated as Quantity/Base number\*100

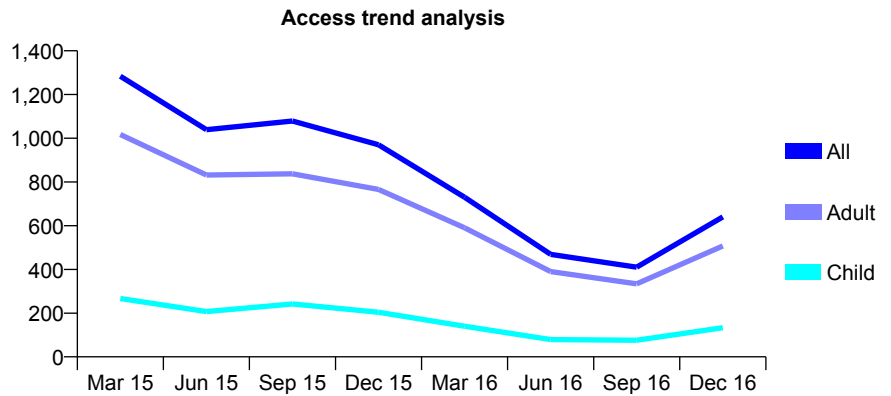
## Q47 - Vital Signs At a Glance Contract Report for 752398/0002 - December 2016

Name or company name	MISS KE MAYLE
Contract type name	GDS Contract
Purpose of contract	General
Contract start date	01/04/2006
Contract end date	

16/17 Contracted general activity (UDA)	2,409
Carry forward general activity (UDA)	0
16/17 Contracted orthodontic activity (UOA)	0
Carry forward orthodontic activity (UOA)	0
Baseline contract value	£53,698.39

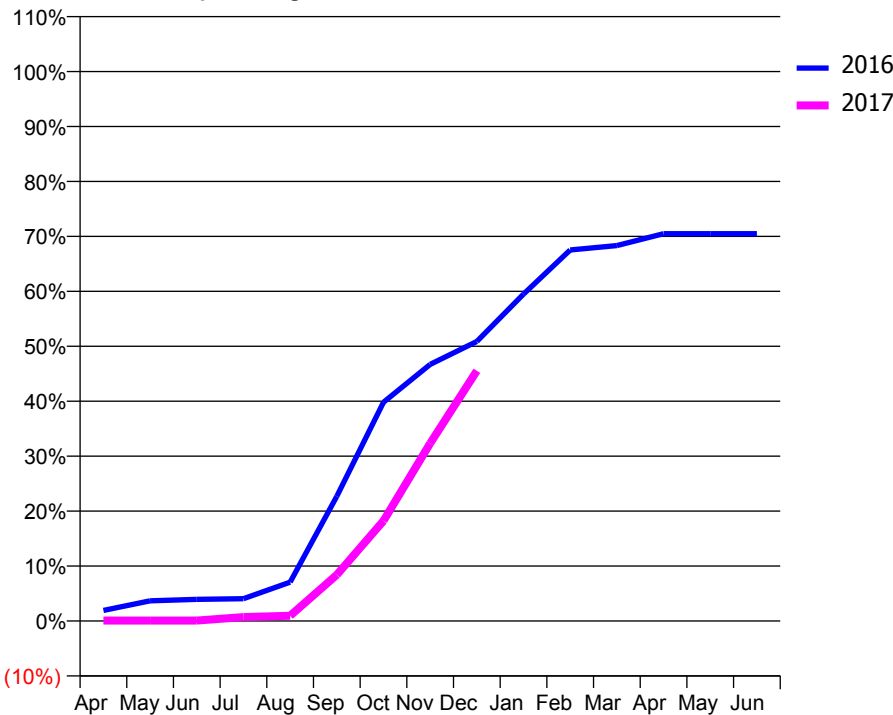
### ACCESS\*

Patients seen in 24 months	Total	Change since previous quarter
Quarter ending December 2015	970	
Quarter ending March 2016	730	↓
Quarter ending June 2016	469	↓
Quarter ending September 2016	410	↓
Quarter ending December 2016	640	↑
<b>Variance since December 2015</b>	<b>(34.0%)</b>	<b>↓</b>



### ACTIVITY

Cumulative percentage of contracted UDA delivered 2016 & 2017



Month	Adjusted Scheduled Activity (UDA)	
	2016	2017
April	47	2
May	89	2
June	95	2
July	98	17
August	170	23
September	547	202
October	959	439
November	1,125	779
December	1,226	1,097
January	1,433	
February	1,627	
March	1,646	
April	1,698	
May	1,698	
June	1,698	

### QUALITY

	Quantity	Base Number	Contract	AT	Region	England
% of FP17s for the same patient ID Re-attending within 3 months - Children	5	121	4.1%	13.0%	13.4%	12.4%
% of FP17s for the same patient ID Re-attending within 3 months - Adults	37	425	8.7%	17.4%	17.3%	16.6%
% of FP17s for the same patient ID Re-attending between 3 & 9 months - Children	3	121	2.5%	57.2%	58.9%	57.5%
% of FP17s for the same patient ID Re-attending between 3 & 9 months - Adults	2	425	0.5%	50.9%	52.5%	50.4%
% of FP17s for Band 1 Urgent Courses	59	520	11.3%	11.0%	9.3%	9.1%
% of FP17s Relating to Free Repair or Replacements	4	520	0.8%	0.9%	1.0%	0.8%
% of FP17s Relating to Continuations	9	520	1.7%	1.3%	1.5%	1.3%
% of Patients satisfied with the dentistry they have received	0	0	N/A	92.3%	93.1%	92.7%
% of Patients satisfied with the time they had to wait for an appointment	0	0	N/A	88.9%	89.8%	88.8%

\* This is based on patients treated on this contract for their most recent course of treatment. Figures in italics indicate the base number of FP17s or Patient Questionnaire responses are less than 100. N/A is shown where the base number of responses is less than 10 during the period. % is calculated as Quantity/Base number\*100

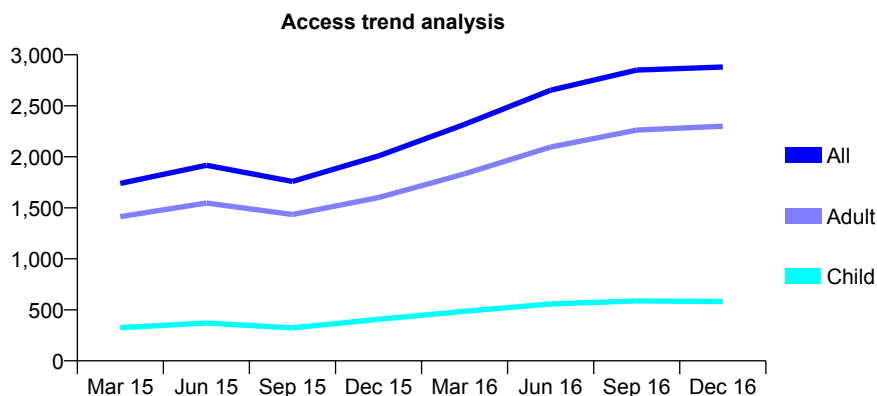
## Q47 - Vital Signs At a Glance Contract Report for 752398/0003 - December 2016

Name or company name	MISS KE MAYLE
Contract type name	GDS Contract
Purpose of contract	General
Contract start date	31/08/2011
Contract end date	

16/17 Contracted general activity (UDA)	4,800
Carry forward general activity (UDA)	-25
16/17 Contracted orthodontic activity (UOA)	0
Carry forward orthodontic activity (UOA)	0
Baseline contract value	£126,346.10

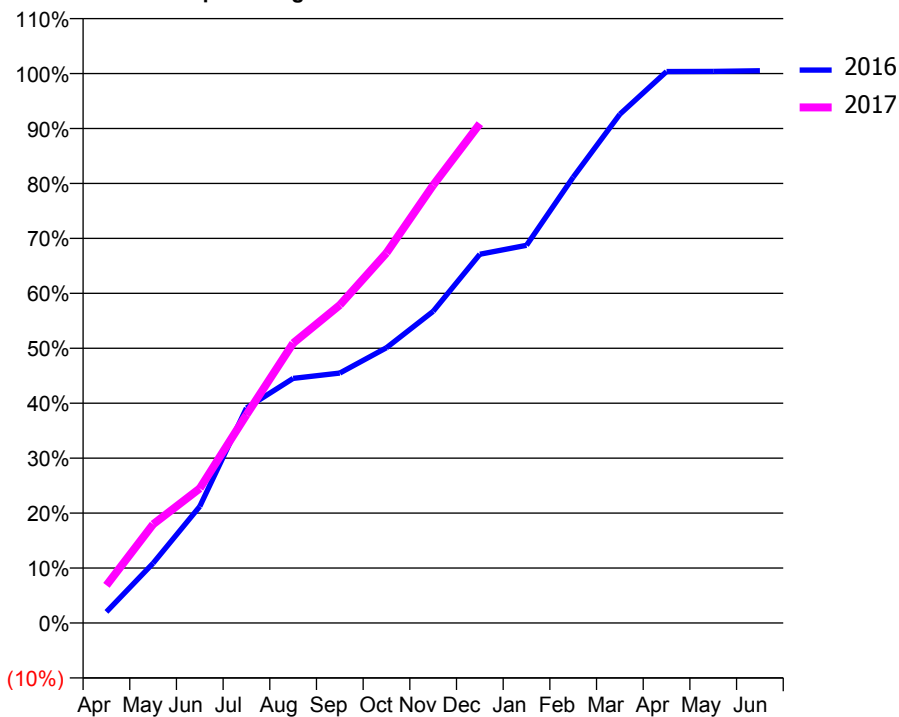
### ACCESS\*

Patients seen in 24 months	Total	Change since previous quarter
Quarter ending December 2015	2,008	
Quarter ending March 2016	2,318	↑
Quarter ending June 2016	2,653	↑
Quarter ending September 2016	2,850	↑
Quarter ending December 2016	2,881	→
<b>Variance since December 2015</b>	<b>43.5%</b>	<b>↑</b>



### ACTIVITY

Cumulative percentage of contracted UDA delivered 2016 & 2017



Month	Adjusted Scheduled Activity (UDA)	
	2016	2017
April	98	329
May	522	863
June	1,019	1,176
July	1,879	1,819
August	2,137	2,445
September	2,183	2,777
October	2,405	3,232
November	2,722	3,825
December	3,221	4,361
January	3,299	
February	3,894	
March	4,445	
April	4,818	
May	4,819	
June	4,825	

### QUALITY

	Quantity	Base Number	Contract	AT	Region	England
% of FP17s for the same patient ID Re-attending within 3 months - Children	59	711	8.3%	13.0%	13.4%	12.4%
% of FP17s for the same patient ID Re-attending within 3 months - Adults	323	2,457	13.1%	17.4%	17.3%	16.6%
% of FP17s for the same patient ID Re-attending between 3 & 9 months - Children	319	711	44.9%	57.2%	58.9%	57.5%
% of FP17s for the same patient ID Re-attending between 3 & 9 months - Adults	775	2,457	31.5%	50.9%	52.5%	50.4%
% of FP17s for Band 1 Urgent Courses	166	2,372	7.0%	11.0%	9.3%	9.1%
% of FP17s Relating to Free Repair or Replacements	40	2,372	1.7%	0.9%	1.0%	0.8%
% of FP17s Relating to Continuations	56	2,372	2.4%	1.3%	1.5%	1.3%
% of Patients satisfied with the dentistry they have received	4	6	N/A	92.3%	93.1%	92.7%
% of Patients satisfied with the time they had to wait for an appointment	5	6	N/A	88.9%	89.8%	88.8%

\* This is based on patients treated on this contract for their most recent course of treatment. Figures in italics indicate the base number of FP17s or Patient Questionnaire responses are less than 100. N/A is shown where the base number of responses is less than 10 during the period. % is calculated as Quantity/Base number\*100

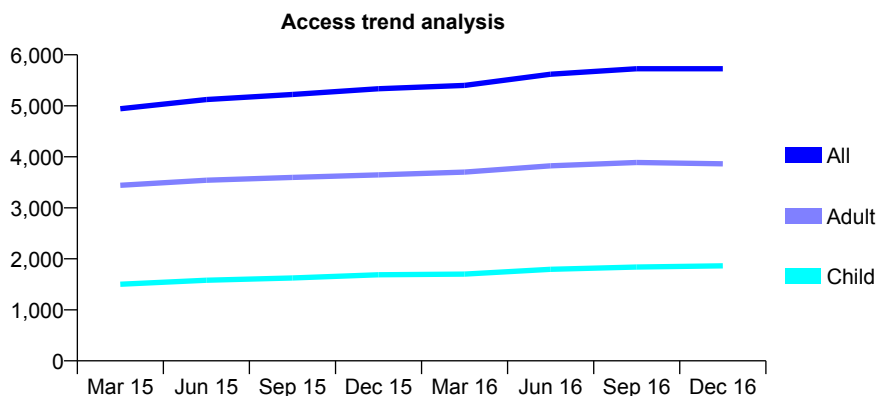
## Q47 - Vital Signs At a Glance Contract Report for 755125/0003 - December 2016

Name or company name	MR AM MALIK
Contract type name	GDS Contract
Purpose of contract	General
Contract start date	01/04/2006
Contract end date	

16/17 Contracted general activity (UDA)	15,265
Carry forward general activity (UDA)	-270
16/17 Contracted orthodontic activity (UOA)	0
Carry forward orthodontic activity (UOA)	0
Baseline contract value	£396,872.95

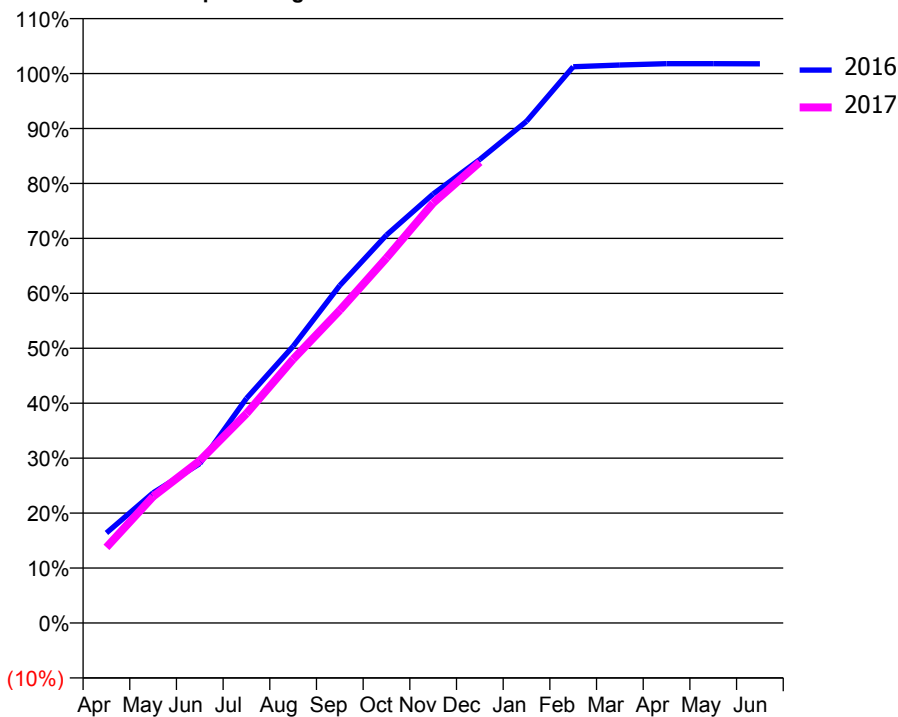
### ACCESS\*

Patients seen in 24 months	Total	Change since previous quarter
Quarter ending December 2015	5,334	
Quarter ending March 2016	5,401	→
Quarter ending June 2016	5,619	↑
Quarter ending September 2016	5,728	→
Quarter ending December 2016	5,727	→
<b>Variance since December 2015</b>	<b>7.4%</b>	<b>↑</b>



### ACTIVITY

Cumulative percentage of contracted UDA delivered 2016 & 2017



Month	Adjusted Scheduled Activity (UDA)	
	2016	2017
April	2,501	2,101
May	3,617	3,513
June	4,429	4,509
July	6,239	5,817
August	7,690	7,330
September	9,377	8,688
October	10,777	10,140
November	11,918	11,665
December	12,878	12,804
January	13,938	
February	15,452	
March	15,502	
April	15,537	
May	15,536	
June	15,535	

### QUALITY

	Quantity	Base Number	Contract	AT	Region	England
% of FP17s for the same patient ID Re-attending within 3 months - Children	174	2,080	8.4%	13.0%	13.4%	12.4%
% of FP17s for the same patient ID Re-attending within 3 months - Adults	945	4,313	21.9%	17.4%	17.3%	16.6%
% of FP17s for the same patient ID Re-attending between 3 & 9 months - Children	983	2,080	47.3%	57.2%	58.9%	57.5%
% of FP17s for the same patient ID Re-attending between 3 & 9 months - Adults	1,839	4,313	42.6%	50.9%	52.5%	50.4%
% of FP17s for Band 1 Urgent Courses	866	5,710	15.2%	11.0%	9.3%	9.1%
% of FP17s Relating to Free Repair or Replacements	21	5,710	0.4%	0.9%	1.0%	0.8%
% of FP17s Relating to Continuations	27	5,710	0.5%	1.3%	1.5%	1.3%
% of Patients satisfied with the dentistry they have received	5	8	N/A	92.3%	93.1%	92.7%
% of Patients satisfied with the time they had to wait for an appointment	3	8	N/A	88.9%	89.8%	88.8%

\* This is based on patients treated on this contract for their most recent course of treatment. Figures in italics indicate the base number of FP17s or Patient Questionnaire responses are less than 100. N/A is shown where the base number of responses is less than 10 during the period. % is calculated as Quantity/Base number\*100

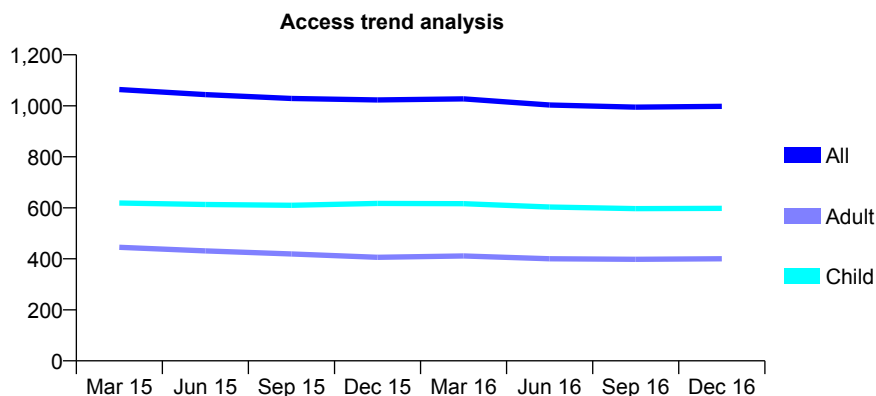
## Q47 - Vital Signs At a Glance Contract Report for 75559/0001 - December 2016

Name or company name	MR SA DADABHAI
Contract type name	GDS Contract
Purpose of contract	General
Contract start date	01/04/2006
Contract end date	

16/17 Contracted general activity (UDA)	3,006
Carry forward general activity (UDA)	-60
16/17 Contracted orthodontic activity (UOA)	0
Carry forward orthodontic activity (UOA)	0
Baseline contract value	£75,696.42

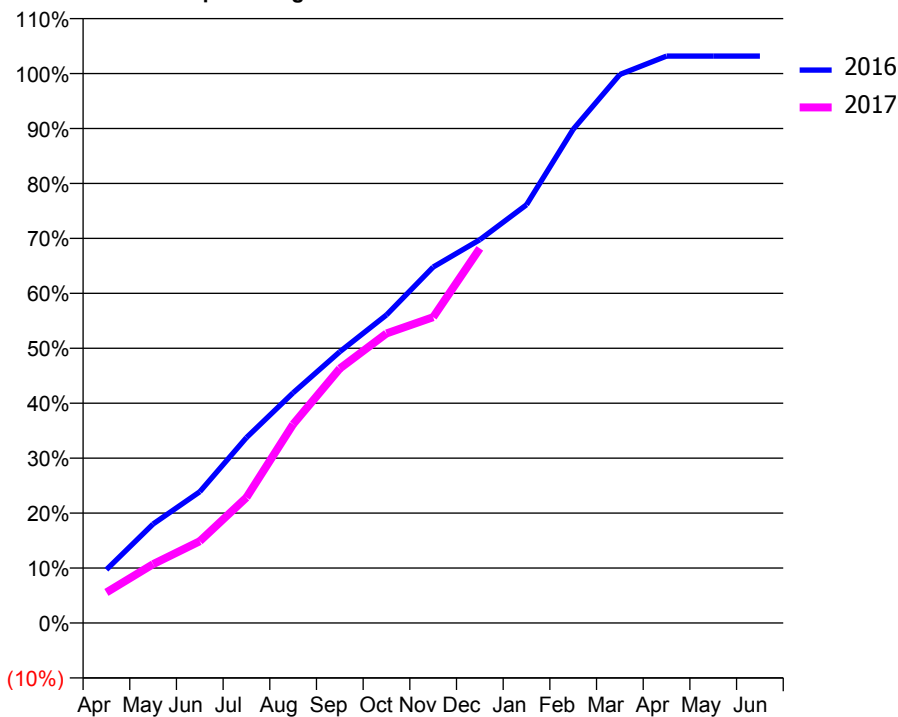
### ACCESS\*

Patients seen in 24 months	Total	Change since previous quarter
Quarter ending December 2015	1,023	
Quarter ending March 2016	1,027	→
Quarter ending June 2016	1,003	↓
Quarter ending September 2016	995	→
Quarter ending December 2016	998	→
<b>Variance since December 2015</b>	<b>(2.4%)</b>	<b>↓</b>



### ACTIVITY

Cumulative percentage of contracted UDA delivered 2016 & 2017



Month	Adjusted Scheduled Activity (UDA)	
	2016	2017
April	292	167
May	542	322
June	718	448
July	1,014	687
August	1,259	1,087
September	1,484	1,392
October	1,686	1,584
November	1,947	1,673
December	2,097	2,049
January	2,288	
February	2,701	
March	3,001	
April	3,101	
May	3,101	
June	3,101	

### QUALITY

	Quantity	Base Number	Contract	AT	Region	England
% of FP17s for the same patient ID Re-attending within 3 months - Children	126	829	15.2%	13.0%	13.4%	12.4%
% of FP17s for the same patient ID Re-attending within 3 months - Adults	55	376	14.6%	17.4%	17.3%	16.6%
% of FP17s for the same patient ID Re-attending between 3 & 9 months - Children	544	829	65.6%	57.2%	58.9%	57.5%
% of FP17s for the same patient ID Re-attending between 3 & 9 months - Adults	213	376	56.6%	50.9%	52.5%	50.4%
% of FP17s for Band 1 Urgent Courses	52	1,155	4.5%	11.0%	9.3%	9.1%
% of FP17s Relating to Free Repair or Replacements	0	1,155	0.0%	0.9%	1.0%	0.8%
% of FP17s Relating to Continuations	0	1,155	0.0%	1.3%	1.5%	1.3%
% of Patients satisfied with the dentistry they have received	2	2	N/A	92.3%	93.1%	92.7%
% of Patients satisfied with the time they had to wait for an appointment	2	2	N/A	88.9%	89.8%	88.8%

\* This is based on patients treated on this contract for their most recent course of treatment. Figures in italics indicate the base number of FP17s or Patient Questionnaire responses are less than 100. N/A is shown where the base number of responses is less than 10 during the period. % is calculated as Quantity/Base number\*100

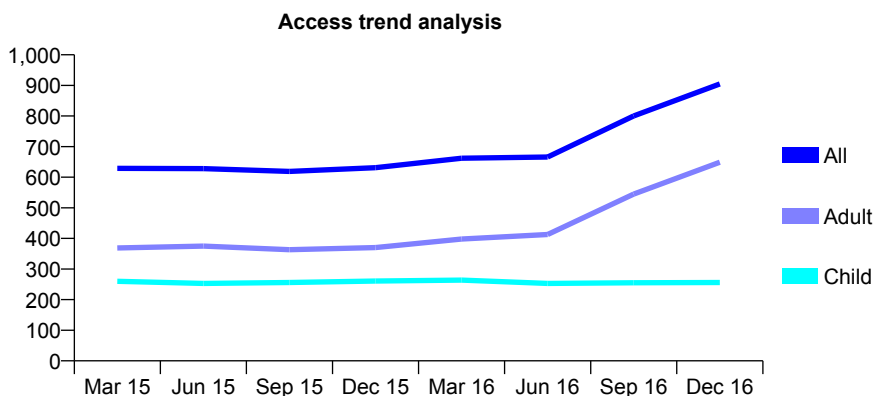
## Q47 - Vital Signs At a Glance Contract Report for 779490/0001 - December 2016

Name or company name	MR M RADOVANOVICH
Contract type name	GDS Contract
Purpose of contract	General
Contract start date	05/05/2006
Contract end date	

16/17 Contracted general activity (UDA)	2,315
Carry forward general activity (UDA)	0
16/17 Contracted orthodontic activity (UOA)	0
Carry forward orthodontic activity (UOA)	0
Baseline contract value	£51,136.15

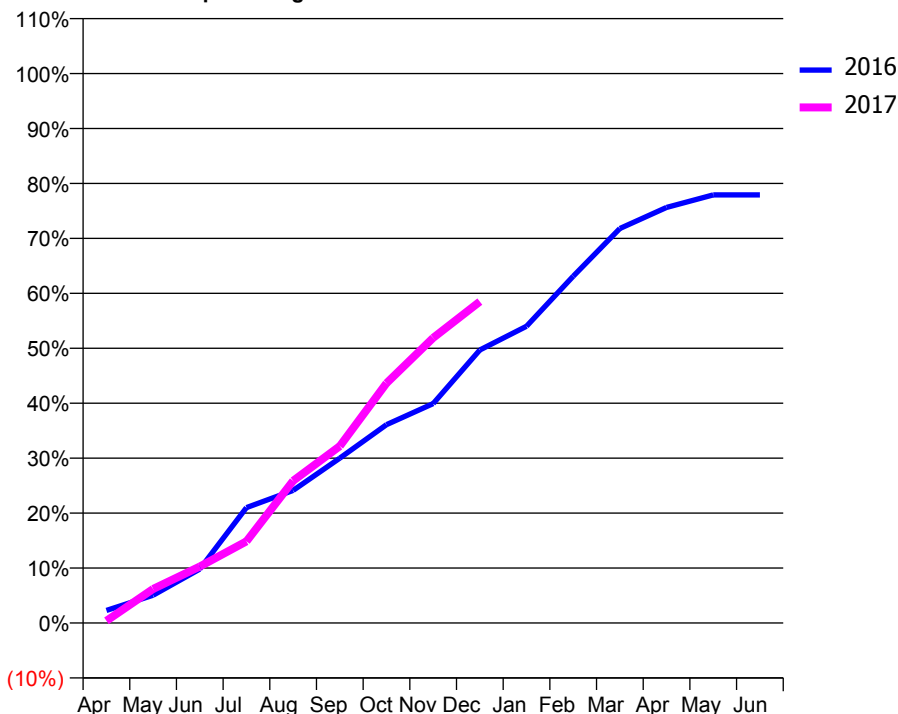
### ACCESS\*

Patients seen in 24 months	Total	Change since previous quarter
Quarter ending December 2015	631	
Quarter ending March 2016	662	↑
Quarter ending June 2016	666	→
Quarter ending September 2016	800	↑
Quarter ending December 2016	905	↑
<b>Variance since December 2015</b>	<b>43.4%</b>	<b>↑</b>



### ACTIVITY

Cumulative percentage of contracted UDA delivered 2016 & 2017



Month	Adjusted Scheduled Activity (UDA)	
	2016	2017
April	53	9
May	117	144
June	227	238
July	486	344
August	559	599
September	695	745
October	836	1,010
November	924	1,201
December	1,150	1,354
January	1,250	
February	1,461	
March	1,662	
April	1,751	
May	1,804	
June	1,804	

### QUALITY

	Quantity	Base Number	Contract	AT	Region	England
% of FP17s for the same patient ID Re-attending within 3 months - Children	25	267	9.4%	13.0%	13.4%	12.4%
% of FP17s for the same patient ID Re-attending within 3 months - Adults	55	586	9.4%	17.4%	17.3%	16.6%
% of FP17s for the same patient ID Re-attending between 3 & 9 months - Children	175	267	65.5%	57.2%	58.9%	57.5%
% of FP17s for the same patient ID Re-attending between 3 & 9 months - Adults	154	586	26.3%	50.9%	52.5%	50.4%
% of FP17s for Band 1 Urgent Courses	6	796	0.8%	11.0%	9.3%	9.1%
% of FP17s Relating to Free Repair or Replacements	0	796	0.0%	0.9%	1.0%	0.8%
% of FP17s Relating to Continuations	0	796	0.0%	1.3%	1.5%	1.3%
% of Patients satisfied with the dentistry they have received	2	2	N/A	92.3%	93.1%	92.7%
% of Patients satisfied with the time they had to wait for an appointment	2	2	N/A	88.9%	89.8%	88.8%

\* This is based on patients treated on this contract for their most recent course of treatment. Figures in italics indicate the base number of FP17s or Patient Questionnaire responses are less than 100. N/A is shown where the base number of responses is less than 10 during the period. % is calculated as Quantity/Base number\*100

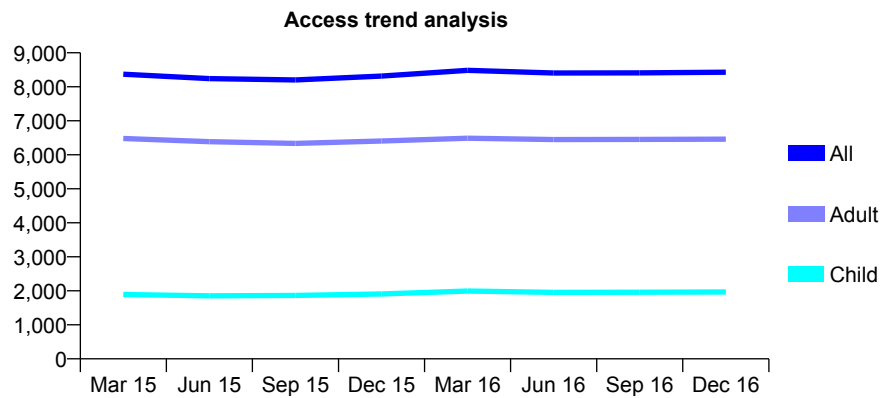
## Q47 - Vital Signs At a Glance Contract Report for 788511/0001 - December 2016

Name or company name	MR MA BEST
Contract type name	GDS Contract
Purpose of contract	General
Contract start date	01/09/2011
Contract end date	

16/17 Contracted general activity (UDA)	32,293
Carry forward general activity (UDA)	0
16/17 Contracted orthodontic activity (UOA)	0
Carry forward orthodontic activity (UOA)	0
Baseline contract value	£833,416.90

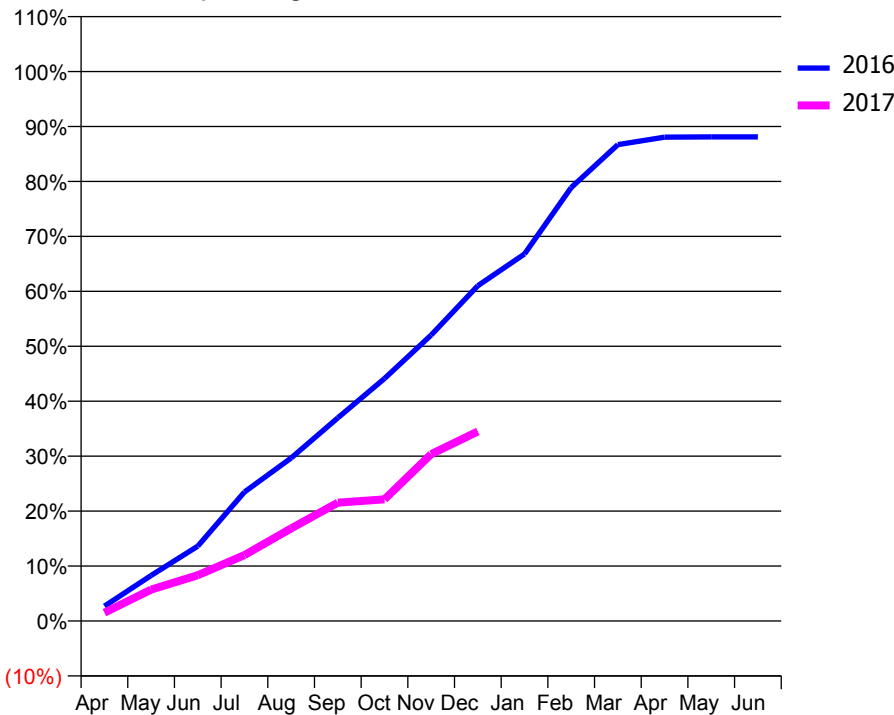
### ACCESS\*

Patients seen in 24 months	Total	Change since previous quarter
Quarter ending December 2015	8,314	
Quarter ending March 2016	8,483	↑
Quarter ending June 2016	8,404	→
Quarter ending September 2016	8,408	→
Quarter ending December 2016	8,429	→
<b>Variance since December 2015</b>	<b>1.4%</b>	<b>→</b>



### ACTIVITY

Cumulative percentage of contracted UDA delivered 2016 & 2017



Month	Adjusted Scheduled Activity (UDA)	
	2016	2017
April	637	487
May	1,949	1,847
June	3,201	2,688
July	5,517	3,873
August	6,974	5,439
September	8,690	6,958
October	10,373	7,147
November	12,229	9,805
December	14,342	11,138
January	15,698	
February	18,537	
March	20,371	
April	20,690	
May	20,704	
June	20,704	

### QUALITY

	Quantity	Base Number	Contract	AT	Region	England
% of FP17s for the same patient ID Re-attending within 3 months - Children	286	1,995	14.3%	13.0%	13.4%	12.4%
% of FP17s for the same patient ID Re-attending within 3 months - Adults	828	4,936	16.8%	17.4%	17.3%	16.6%
% of FP17s for the same patient ID Re-attending between 3 & 9 months - Children	1,075	1,995	53.9%	57.2%	58.9%	57.5%
% of FP17s for the same patient ID Re-attending between 3 & 9 months - Adults	1,832	4,936	37.1%	50.9%	52.5%	50.4%
% of FP17s for Band 1 Urgent Courses	571	5,963	9.6%	11.0%	9.3%	9.1%
% of FP17s Relating to Free Repair or Replacements	40	5,963	0.7%	0.9%	1.0%	0.8%
% of FP17s Relating to Continuations	92	5,963	1.5%	1.3%	1.5%	1.3%
% of Patients satisfied with the dentistry they have received	10	10	100.0%	92.3%	93.1%	92.7%
% of Patients satisfied with the time they had to wait for an appointment	10	10	100.0%	88.9%	89.8%	88.8%

\* This is based on patients treated on this contract for their most recent course of treatment. Figures in italics indicate the base number of FP17s or Patient Questionnaire responses are less than 100. N/A is shown where the base number of responses is less than 10 during the period. % is calculated as Quantity/Base number\*100



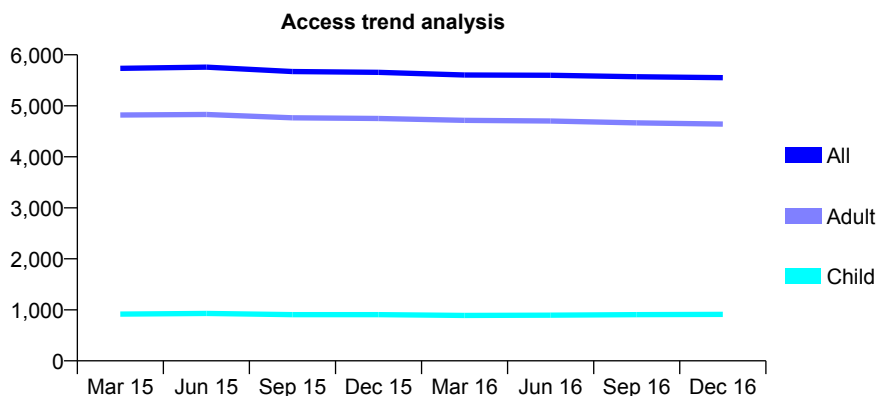
## Q47 - Vital Signs At a Glance Contract Report for 801968/0001 - December 2016

Name or company name	MR J BENSON
Contract type name	GDS Contract
Purpose of contract	General
Contract start date	01/04/2006
Contract end date	

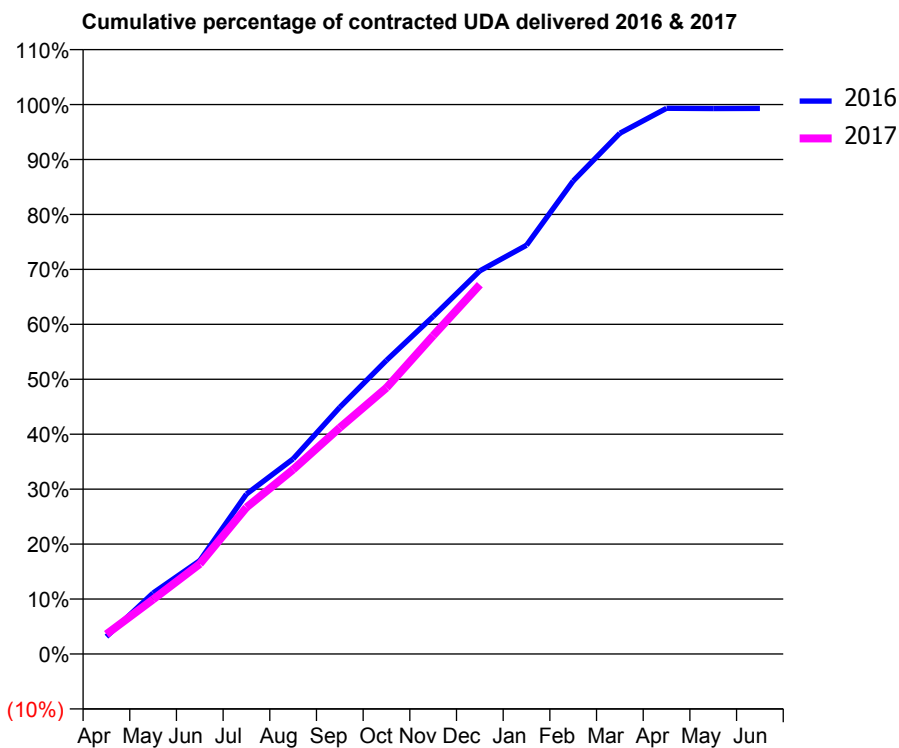
16/17 Contracted general activity (UDA)	18,391
Carry forward general activity (UDA)	133
16/17 Contracted orthodontic activity (UOA)	0
Carry forward orthodontic activity (UOA)	0
Baseline contract value	£449,119.36

### ACCESS\*

Patients seen in 24 months	Total	Change since previous quarter
Quarter ending December 2015	5,657	
Quarter ending March 2016	5,605	→
Quarter ending June 2016	5,599	→
Quarter ending September 2016	5,571	→
Quarter ending December 2016	5,552	→
<b>Variance since December 2015</b>	<b>(1.9%)</b>	<b>↓</b>



### ACTIVITY



Month	Adjusted Scheduled Activity (UDA)	
	2016	2017
April	582	662
May	2,040	1,827
June	3,127	3,016
July	5,353	4,906
August	6,534	6,176
September	8,258	7,577
October	9,828	8,910
November	11,299	10,654
December	12,825	12,362
January	13,682	
February	15,831	
March	17,429	
April	18,266	
May	18,256	
June	18,258	

### QUALITY

	Quantity	Base Number	Contract	AT	Region	England
% of FP17s for the same patient ID Re-attending within 3 months - Children	54	967	5.6%	13.0%	13.4%	12.4%
% of FP17s for the same patient ID Re-attending within 3 months - Adults	793	5,315	14.9%	17.4%	17.3%	16.6%
% of FP17s for the same patient ID Re-attending between 3 & 9 months - Children	589	967	60.9%	57.2%	58.9%	57.5%
% of FP17s for the same patient ID Re-attending between 3 & 9 months - Adults	3,283	5,315	61.8%	50.9%	52.5%	50.4%
% of FP17s for Band 1 Urgent Courses	208	5,969	3.5%	11.0%	9.3%	9.1%
% of FP17s Relating to Free Repair or Replacements	103	5,969	1.7%	0.9%	1.0%	0.8%
% of FP17s Relating to Continuations	54	5,969	0.9%	1.3%	1.5%	1.3%
% of Patients satisfied with the dentistry they have received	18	19	94.7%	92.3%	93.1%	92.7%
% of Patients satisfied with the time they had to wait for an appointment	18	19	94.7%	88.9%	89.8%	88.8%

\* This is based on patients treated on this contract for their most recent course of treatment. Figures in italics indicate the base number of FP17s or Patient Questionnaire responses are less than 100. N/A is shown where the base number of responses is less than 10 during the period. % is calculated as Quantity/Base number\*100

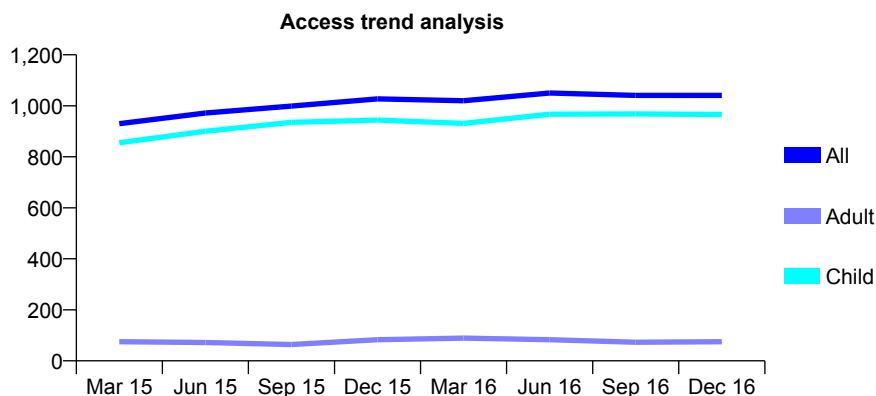
## Q47 - Vital Signs At a Glance Contract Report for 814296/0001 - December 2016

Name or company name	MR AW ROBINSON
Contract type name	GDS Contract
Purpose of contract	General
Contract start date	01/04/2006
Contract end date	

16/17 Contracted general activity (UDA)	1,500
Carry forward general activity (UDA)	-30
16/17 Contracted orthodontic activity (UOA)	0
Carry forward orthodontic activity (UOA)	0
Baseline contract value	£43,853.84

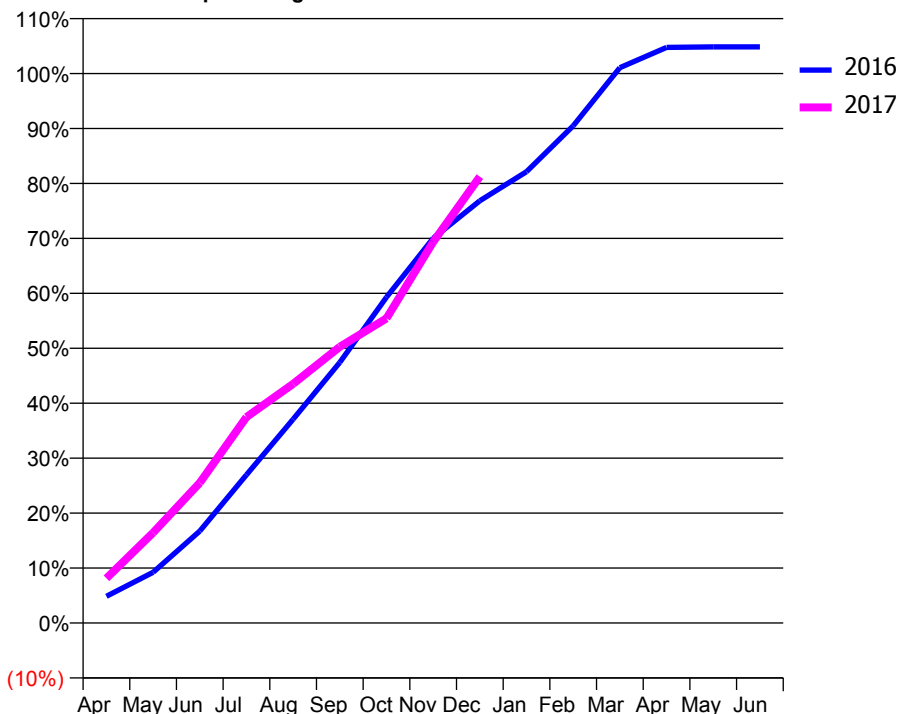
### ACCESS\*

Patients seen in 24 months	Total	Change since previous quarter
Quarter ending December 2015	1,027	
Quarter ending March 2016	1,020	→
Quarter ending June 2016	1,050	↑
Quarter ending September 2016	1,041	→
Quarter ending December 2016	1,041	→
<b>Variance since December 2015</b>	<b>1.4%</b>	<b>→</b>



### ACTIVITY

Cumulative percentage of contracted UDA delivered 2016 & 2017



Month	Adjusted Scheduled Activity (UDA)	
	2016	2017
April	73	122
May	139	247
June	251	383
July	405	562
August	556	653
September	712	754
October	889	832
November	1,050	1,040
December	1,153	1,219
January	1,232	
February	1,357	
March	1,516	
April	1,571	
May	1,573	
June	1,573	

### QUALITY

	Quantity	Base Number	Contract	AT	Region	England
% of FP17s for the same patient ID Re-attending within 3 months - Children	79	913	8.7%	13.0%	13.4%	12.4%
% of FP17s for the same patient ID Re-attending within 3 months - Adults	0	0	N/A	17.4%	17.3%	16.6%
% of FP17s for the same patient ID Re-attending between 3 & 9 months - Children	473	913	51.8%	57.2%	58.9%	57.5%
% of FP17s for the same patient ID Re-attending between 3 & 9 months - Adults	0	0	N/A	50.9%	52.5%	50.4%
% of FP17s for Band 1 Urgent Courses	83	864	9.6%	11.0%	9.3%	9.1%
% of FP17s Relating to Free Repair or Replacements	0	864	0.0%	0.9%	1.0%	0.8%
% of FP17s Relating to Continuations	0	864	0.0%	1.3%	1.5%	1.3%
% of Patients satisfied with the dentistry they have received	0	0	N/A	92.3%	93.1%	92.7%
% of Patients satisfied with the time they had to wait for an appointment	0	0	N/A	88.9%	89.8%	88.8%

\* This is based on patients treated on this contract for their most recent course of treatment. Figures in italics indicate the base number of FP17s or Patient Questionnaire responses are less than 100. N/A is shown where the base number of responses is less than 10 during the period. % is calculated as Quantity/Base number\*100

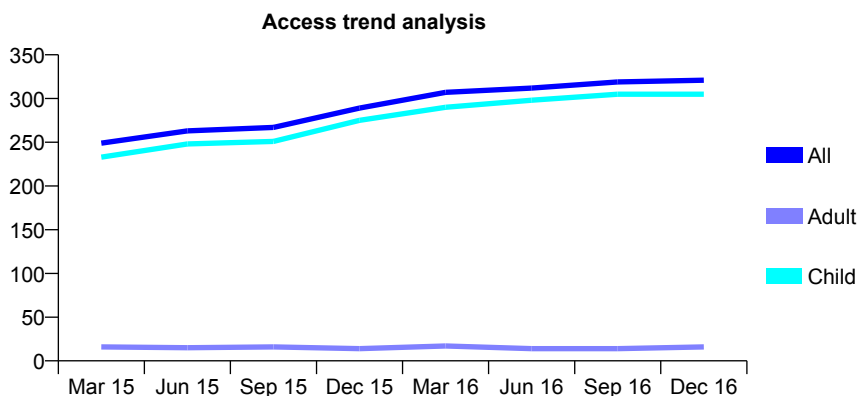
## Q47 - Vital Signs At a Glance Contract Report for 814490/0001 - December 2016

Name or company name	MR MA POWELL
Contract type name	GDS Contract
Purpose of contract	General
Contract start date	01/04/2006
Contract end date	

16/17 Contracted general activity (UDA)	795
Carry forward general activity (UDA)	-3
16/17 Contracted orthodontic activity (UOA)	0
Carry forward orthodontic activity (UOA)	0
Baseline contract value	£18,815.74

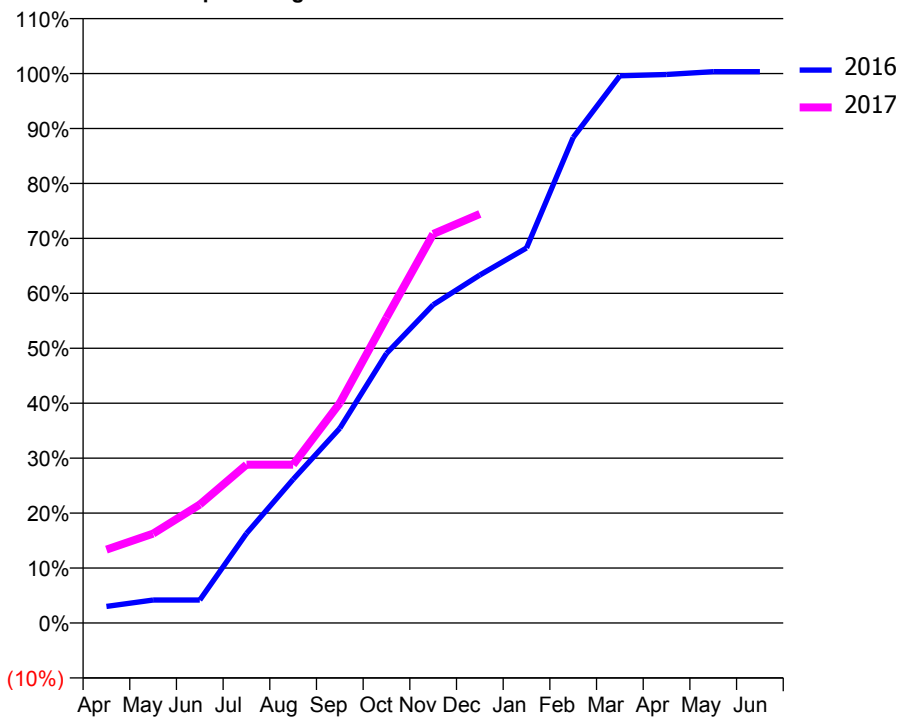
### ACCESS\*

Patients seen in 24 months	Total	Change since previous quarter
Quarter ending December 2015	289	
Quarter ending March 2016	307	↑
Quarter ending June 2016	312	→
Quarter ending September 2016	319	↑
Quarter ending December 2016	321	→
<b>Variance since December 2015</b>	<b>11.1%</b>	<b>↑</b>



### ACTIVITY

Cumulative percentage of contracted UDA delivered 2016 & 2017



Month	Adjusted Scheduled Activity (UDA)	
	2016	2017
April	24	106
May	33	129
June	33	171
July	130	229
August	208	229
September	282	318
October	390	442
November	460	563
December	503	592
January	543	
February	703	
March	792	
April	794	
May	798	
June	798	

### QUALITY

	Quantity	Base Number	Contract	AT	Region	England
% of FP17s for the same patient ID Re-attending within 3 months - Children	39	378	10.3%	13.0%	13.4%	12.4%
% of FP17s for the same patient ID Re-attending within 3 months - Adults	0	0	N/A	17.4%	17.3%	16.6%
% of FP17s for the same patient ID Re-attending between 3 & 9 months - Children	249	378	65.9%	57.2%	58.9%	57.5%
% of FP17s for the same patient ID Re-attending between 3 & 9 months - Adults	0	0	N/A	50.9%	52.5%	50.4%
% of FP17s for Band 1 Urgent Courses	9	374	2.4%	11.0%	9.3%	9.1%
% of FP17s Relating to Free Repair or Replacements	0	374	0.0%	0.9%	1.0%	0.8%
% of FP17s Relating to Continuations	0	374	0.0%	1.3%	1.5%	1.3%
% of Patients satisfied with the dentistry they have received	0	0	N/A	92.3%	93.1%	92.7%
% of Patients satisfied with the time they had to wait for an appointment	0	0	N/A	88.9%	89.8%	88.8%

\* This is based on patients treated on this contract for their most recent course of treatment. Figures in italics indicate the base number of FP17s or Patient Questionnaire responses are less than 100. N/A is shown where the base number of responses is less than 10 during the period. % is calculated as Quantity/Base number\*100

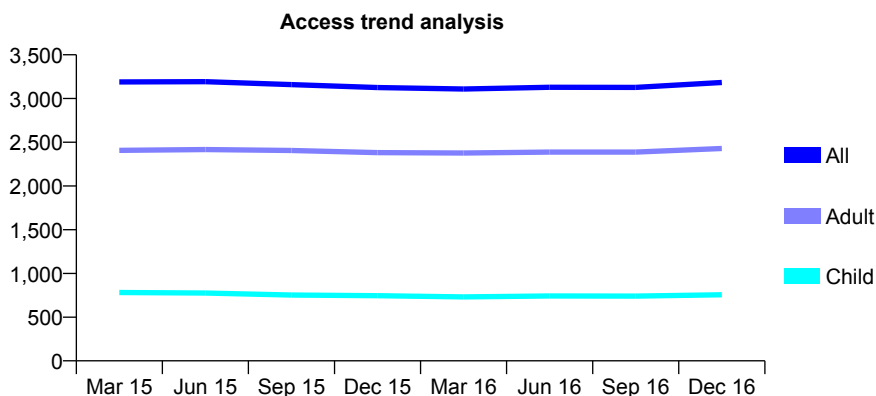
## Q47 - Vital Signs At a Glance Contract Report for 819964/0001 - December 2016

Name or company name	MRS A KING
Contract type name	GDS Contract
Purpose of contract	General
Contract start date	01/04/2006
Contract end date	

16/17 Contracted general activity (UDA)	10,098
Carry forward general activity (UDA)	143
16/17 Contracted orthodontic activity (UOA)	0
Carry forward orthodontic activity (UOA)	0
Baseline contract value	£287,353.45

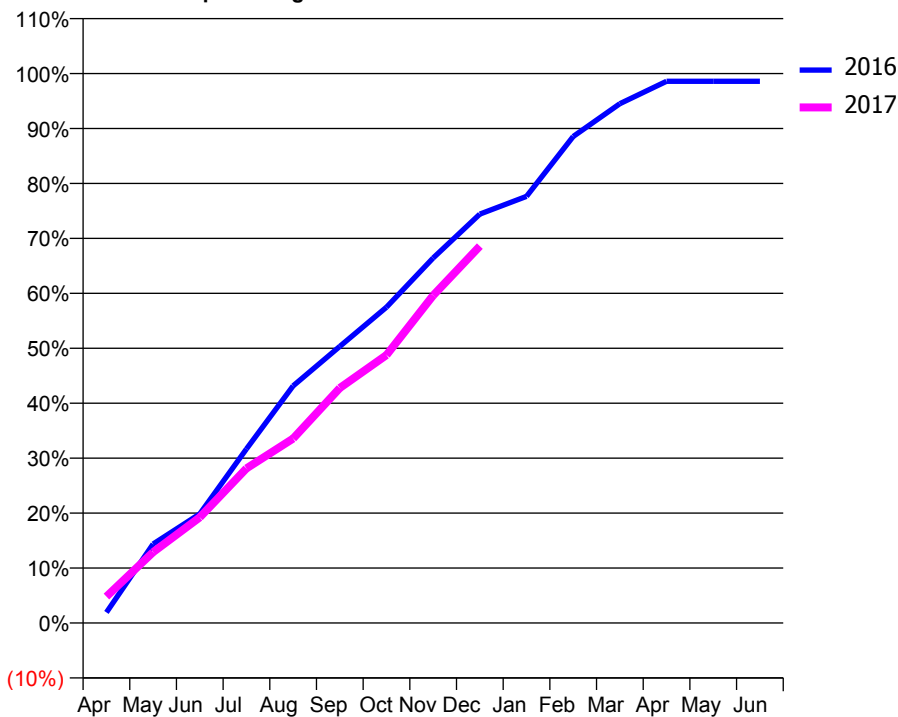
### ACCESS\*

Patients seen in 24 months	Total	Change since previous quarter
Quarter ending December 2015	3,126	
Quarter ending March 2016	3,109	→
Quarter ending June 2016	3,129	→
Quarter ending September 2016	3,127	→
Quarter ending December 2016	3,183	→
<b>Variance since December 2015</b>	<b>1.8%</b>	<b>→</b>



### ACTIVITY

Cumulative percentage of contracted UDA delivered 2016 & 2017



Month	Adjusted Scheduled Activity (UDA)	
	2016	2017
April	196	488
May	1,451	1,303
June	2,006	1,941
July	3,198	2,841
August	4,358	3,390
September	5,084	4,318
October	5,804	4,924
November	6,709	6,020
December	7,516	6,926
January	7,840	
February	8,942	
March	9,544	
April	9,955	
May	9,955	
June	9,955	

### QUALITY

	Quantity	Base Number	Contract	AT	Region	England
% of FP17s for the same patient ID Re-attending within 3 months - Children	149	1,126	13.2%	13.0%	13.4%	12.4%
% of FP17s for the same patient ID Re-attending within 3 months - Adults	453	3,388	13.4%	17.4%	17.3%	16.6%
% of FP17s for the same patient ID Re-attending between 3 & 9 months - Children	730	1,126	64.8%	57.2%	58.9%	57.5%
% of FP17s for the same patient ID Re-attending between 3 & 9 months - Adults	2,393	3,388	70.6%	50.9%	52.5%	50.4%
% of FP17s for Band 1 Urgent Courses	238	4,250	5.6%	11.0%	9.3%	9.1%
% of FP17s Relating to Free Repair or Replacements	39	4,250	0.9%	0.9%	1.0%	0.8%
% of FP17s Relating to Continuations	113	4,250	2.7%	1.3%	1.5%	1.3%
% of Patients satisfied with the dentistry they have received	8	8	N/A	92.3%	93.1%	92.7%
% of Patients satisfied with the time they had to wait for an appointment	8	8	N/A	88.9%	89.8%	88.8%

\* This is based on patients treated on this contract for their most recent course of treatment. Figures in italics indicate the base number of FP17s or Patient Questionnaire responses are less than 100. N/A is shown where the base number of responses is less than 10 during the period. % is calculated as Quantity/Base number\*100

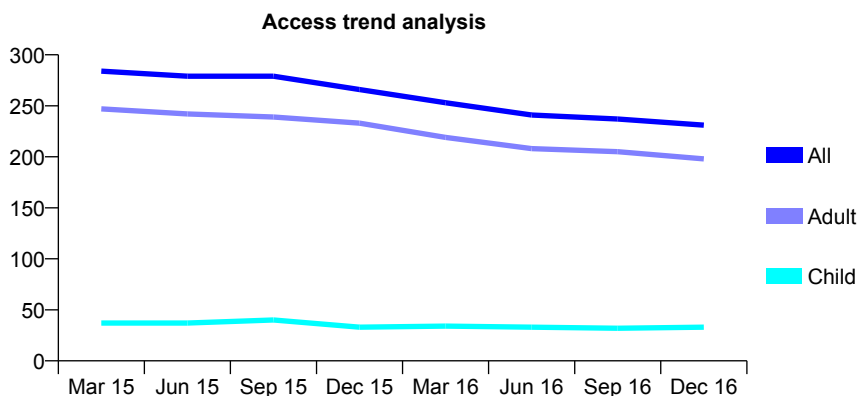
## Q47 - Vital Signs At a Glance Contract Report for 819964/0003 - December 2016

Name or company name	MRS A KING
Contract type name	GDS Contract
Purpose of contract	General
Contract start date	01/04/2013
Contract end date	

16/17 Contracted general activity (UDA)	594
Carry forward general activity (UDA)	-12
16/17 Contracted orthodontic activity (UOA)	0
Carry forward orthodontic activity (UOA)	0
Baseline contract value	£56,314.80

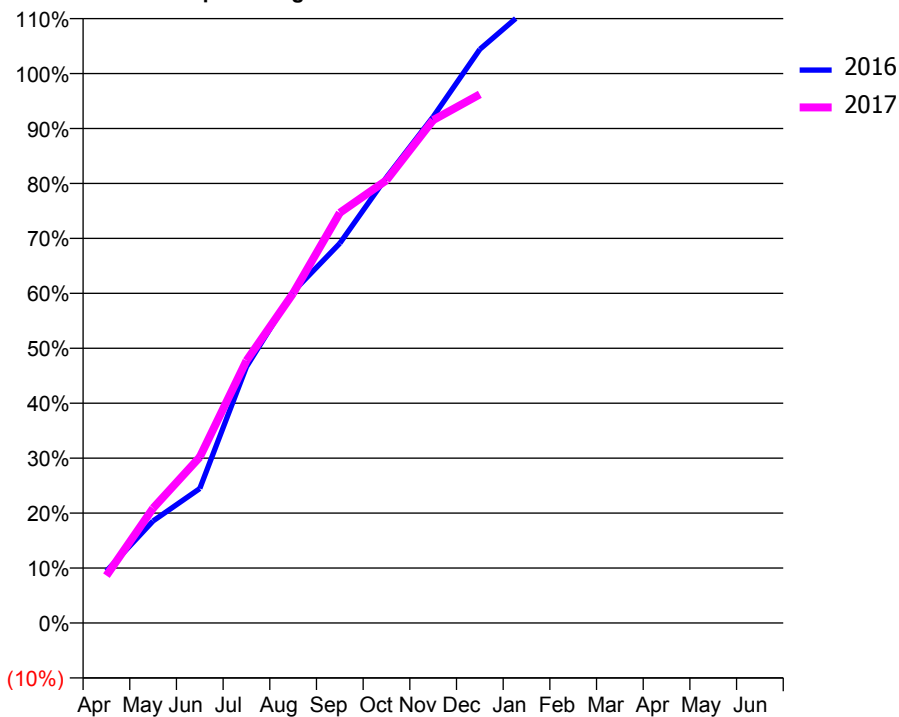
### ACCESS\*

Patients seen in 24 months	Total	Change since previous quarter
Quarter ending December 2015	266	
Quarter ending March 2016	253	↓
Quarter ending June 2016	241	↓
Quarter ending September 2016	237	↓
Quarter ending December 2016	231	↓
<b>Variance since December 2015</b>	<b>(13.2%)</b>	<b>↓</b>



### ACTIVITY

**Cumulative percentage of contracted UDA delivered 2016 & 2017**



**Adjusted Scheduled Activity (UDA)**

Month	2016	2017
April	56	51
May	110	124
June	145	179
July	277	284
August	358	356
September	410	443
October	482	479
November	547	544
December	620	571
January	663	
February	747	
March	771	
April	790	
May	790	
June	790	

### QUALITY

	Quantity	Base Number	Contract	AT	Region	England
% of FP17s for the same patient ID Re-attending within 3 months - Children	16	54	29.6%	13.0%	13.4%	12.4%
% of FP17s for the same patient ID Re-attending within 3 months - Adults	52	258	20.2%	17.4%	17.3%	16.6%
% of FP17s for the same patient ID Re-attending between 3 & 9 months - Children	16	54	29.6%	57.2%	58.9%	57.5%
% of FP17s for the same patient ID Re-attending between 3 & 9 months - Adults	139	258	53.9%	50.9%	52.5%	50.4%
% of FP17s for Band 1 Urgent Courses	32	299	10.7%	11.0%	9.3%	9.1%
% of FP17s Relating to Free Repair or Replacements	3	299	1.0%	0.9%	1.0%	0.8%
% of FP17s Relating to Continuations	11	299	3.7%	1.3%	1.5%	1.3%
% of Patients satisfied with the dentistry they have received	1	1	N/A	92.3%	93.1%	92.7%
% of Patients satisfied with the time they had to wait for an appointment	1	1	N/A	88.9%	89.8%	88.8%

\* This is based on patients treated on this contract for their most recent course of treatment. Figures in italics indicate the base number of FP17s or Patient Questionnaire responses are less than 100. N/A is shown where the base number of responses is less than 10 during the period. % is calculated as Quantity/Base number\*100

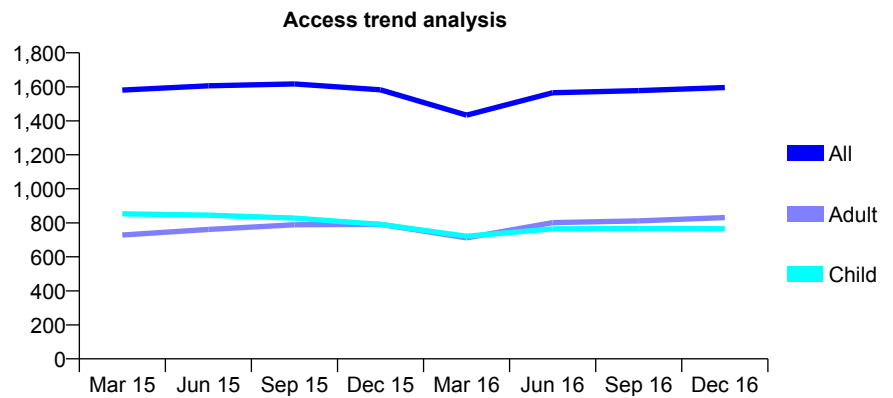
## Q47 - Vital Signs At a Glance Contract Report for 821969/0003 - December 2016

Name or company name	MRS H BURNS
Contract type name	GDS Contract
Purpose of contract	General
Contract start date	04/05/2009
Contract end date	

16/17 Contracted general activity (UDA)	6,025
Carry forward general activity (UDA)	0
16/17 Contracted orthodontic activity (UOA)	0
Carry forward orthodontic activity (UOA)	0
Baseline contract value	£110,077.60

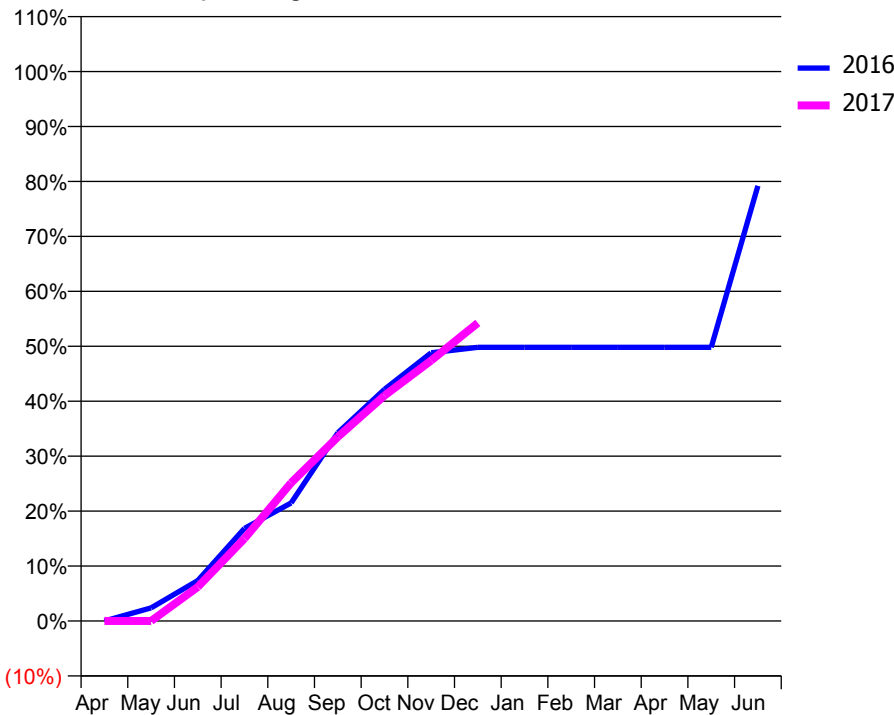
### ACCESS\*

Patients seen in 24 months	Total	Change since previous quarter
Quarter ending December 2015	1,582	
Quarter ending March 2016	1,433	↓
Quarter ending June 2016	1,565	↑
Quarter ending September 2016	1,578	→
Quarter ending December 2016	1,596	→
<b>Variance since December 2015</b>	<b>0.9%</b>	<b>→</b>



### ACTIVITY

Cumulative percentage of contracted UDA delivered 2016 & 2017



Month	Adjusted Scheduled Activity (UDA)	
	2016	2017
April	0	0
May	144	0
June	443	374
July	1,015	904
August	1,294	1,515
September	2,064	2,018
October	2,541	2,471
November	2,941	2,856
December	3,002	3,269
January	3,002	
February	3,002	
March	3,002	
April	3,002	
May	3,002	
June	4,771	

### QUALITY

	Quantity	Base Number	Contract	AT	Region	England
% of FP17s for the same patient ID Re-attending within 3 months - Children	15	957	1.6%	13.0%	13.4%	12.4%
% of FP17s for the same patient ID Re-attending within 3 months - Adults	34	783	4.3%	17.4%	17.3%	16.6%
% of FP17s for the same patient ID Re-attending between 3 & 9 months - Children	499	957	52.1%	57.2%	58.9%	57.5%
% of FP17s for the same patient ID Re-attending between 3 & 9 months - Adults	328	783	41.9%	50.9%	52.5%	50.4%
% of FP17s for Band 1 Urgent Courses	5	1,006	0.5%	11.0%	9.3%	9.1%
% of FP17s Relating to Free Repair or Replacements	0	1,006	0.0%	0.9%	1.0%	0.8%
% of FP17s Relating to Continuations	0	1,006	0.0%	1.3%	1.5%	1.3%
% of Patients satisfied with the dentistry they have received	1	1	N/A	92.3%	93.1%	92.7%
% of Patients satisfied with the time they had to wait for an appointment	1	1	N/A	88.9%	89.8%	88.8%

\* This is based on patients treated on this contract for their most recent course of treatment. Figures in italics indicate the base number of FP17s or Patient Questionnaire responses are less than 100. N/A is shown where the base number of responses is less than 10 during the period. % is calculated as Quantity/Base number\*100

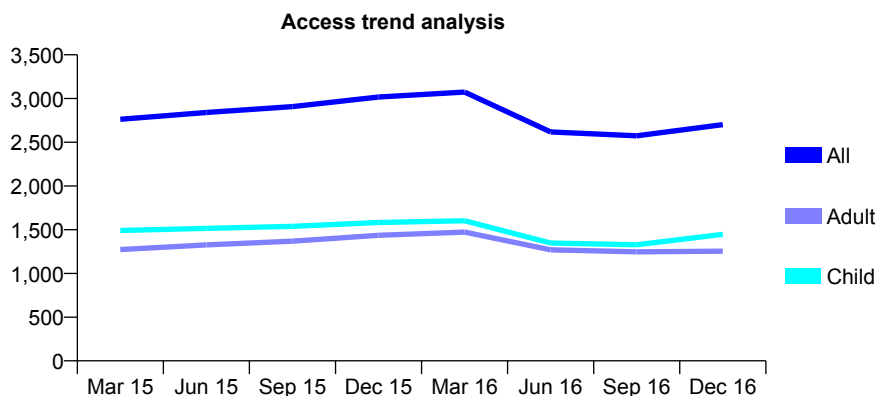
## Q47 - Vital Signs At a Glance Contract Report for 842540/0006 - December 2016

Name or company name	MISS JS PRASAD
Contract type name	GDS Contract
Purpose of contract	General
Contract start date	01/04/2014
Contract end date	

16/17 Contracted general activity (UDA)	11,007
Carry forward general activity (UDA)	-137
16/17 Contracted orthodontic activity (UOA)	0
Carry forward orthodontic activity (UOA)	0
Baseline contract value	£257,505.86

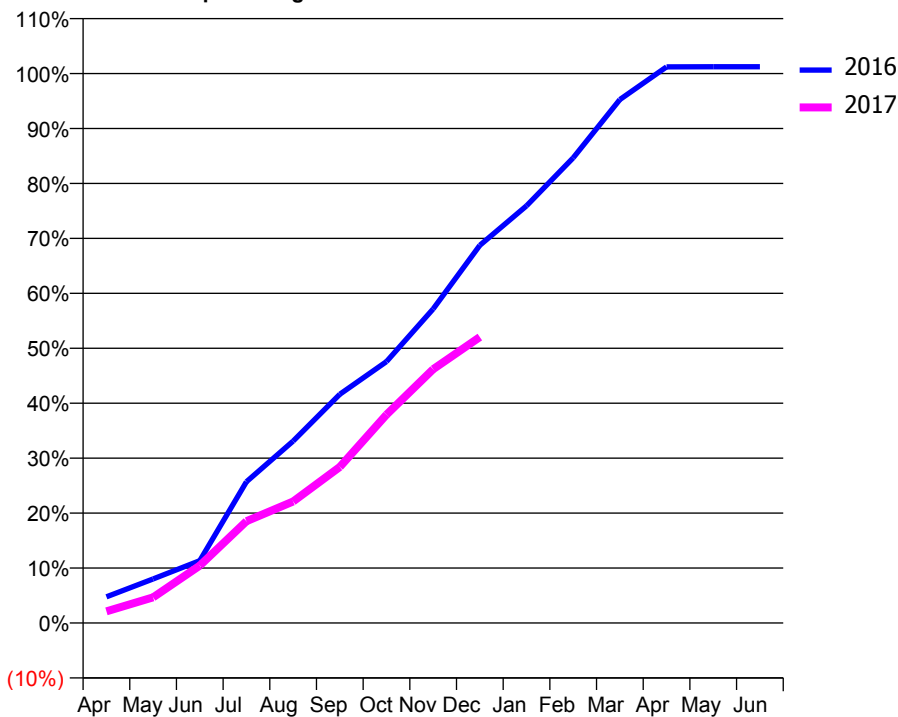
### ACCESS\*

Patients seen in 24 months	Total	Change since previous quarter
Quarter ending December 2015	3,018	
Quarter ending March 2016	3,074	→
Quarter ending June 2016	2,617	↓
Quarter ending September 2016	2,574	↓
Quarter ending December 2016	2,701	↑
<b>Variance since December 2015</b>	<b>(10.5%)</b>	<b>↓</b>



### ACTIVITY

Cumulative percentage of contracted UDA delivered 2016 & 2017



Adjusted Scheduled Activity (UDA)

Month	2016	2017
April	481	234
May	808	514
June	1,144	1,150
July	2,589	2,039
August	3,336	2,435
September	4,193	3,125
October	4,792	4,172
November	5,756	5,085
December	6,922	5,727
January	7,646	
February	8,525	
March	9,593	
April	10,191	
May	10,195	
June	10,195	

### QUALITY

	Quantity	Base Number	Contract	AT	Region	England
% of FP17s for the same patient ID Re-attending within 3 months - Children	159	1,740	9.1%	13.0%	13.4%	12.4%
% of FP17s for the same patient ID Re-attending within 3 months - Adults	279	1,429	19.5%	17.4%	17.3%	16.6%
% of FP17s for the same patient ID Re-attending between 3 & 9 months - Children	1,021	1,740	58.7%	57.2%	58.9%	57.5%
% of FP17s for the same patient ID Re-attending between 3 & 9 months - Adults	798	1,429	55.8%	50.9%	52.5%	50.4%
% of FP17s for Band 1 Urgent Courses	142	2,894	4.9%	11.0%	9.3%	9.1%
% of FP17s Relating to Free Repair or Replacements	0	2,894	0.0%	0.9%	1.0%	0.8%
% of FP17s Relating to Continuations	1	2,894	0.0%	1.3%	1.5%	1.3%
% of Patients satisfied with the dentistry they have received	1	1	N/A	92.3%	93.1%	92.7%
% of Patients satisfied with the time they had to wait for an appointment	1	1	N/A	88.9%	89.8%	88.8%

\* This is based on patients treated on this contract for their most recent course of treatment. Figures in italics indicate the base number of FP17s or Patient Questionnaire responses are less than 100. N/A is shown where the base number of responses is less than 10 during the period. % is calculated as Quantity/Base number\*100



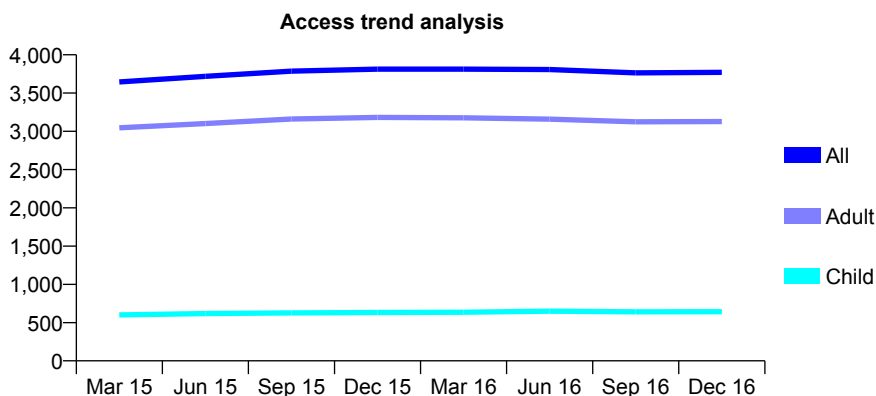
## Q47 - Vital Signs At a Glance Contract Report for 865087/0001 - December 2016

Name or company name	MR VB SOMISETTY
Contract type name	GDS Contract
Purpose of contract	General
Contract start date	01/11/2013
Contract end date	

16/17 Contracted general activity (UDA)	15,000
Carry forward general activity (UDA)	-115
16/17 Contracted orthodontic activity (UOA)	0
Carry forward orthodontic activity (UOA)	0
Baseline contract value	£410,944.06

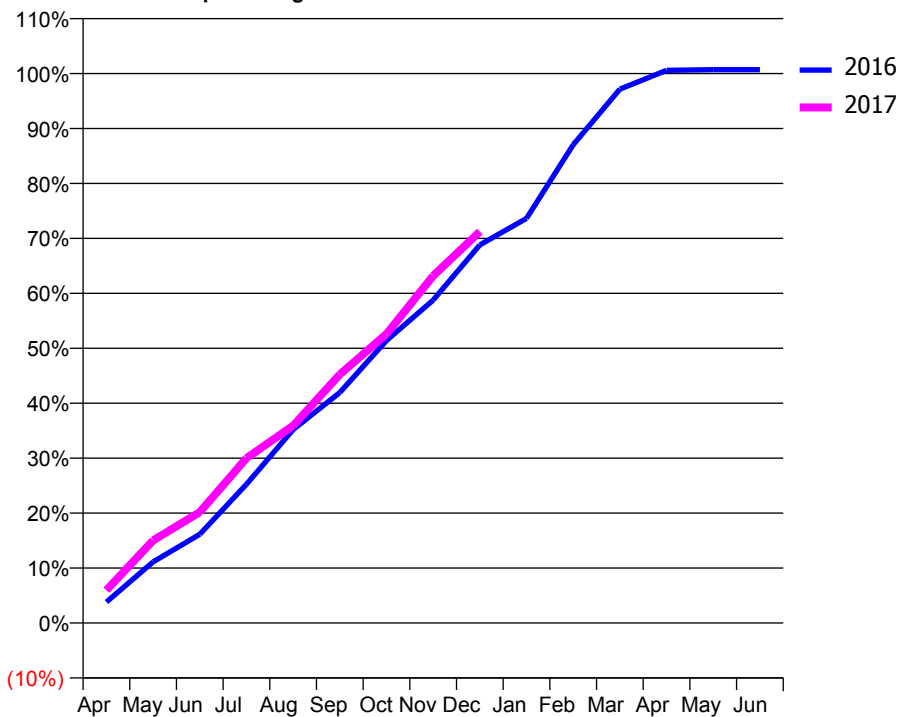
### ACCESS\*

Patients seen in 24 months	Total	Change since previous quarter
Quarter ending December 2015	3,813	
Quarter ending March 2016	3,812	→
Quarter ending June 2016	3,808	→
Quarter ending September 2016	3,764	↓
Quarter ending December 2016	3,770	→
<b>Variance since December 2015</b>	<b>(1.1%)</b>	<b>↓</b>



### ACTIVITY

Cumulative percentage of contracted UDA delivered 2016 & 2017



Month	Adjusted Scheduled Activity (UDA)	
	2016	2017
April	574	896
May	1,667	2,254
June	2,423	3,025
July	3,787	4,501
August	5,280	5,386
September	6,292	6,789
October	7,710	7,889
November	8,814	9,477
December	10,321	10,686
January	11,044	
February	13,055	
March	14,573	
April	15,088	
May	15,103	
June	15,103	

### QUALITY

	Quantity	Base Number	Contract	AT	Region	England
% of FP17s for the same patient ID Re-attending within 3 months - Children	53	795	6.7%	13.0%	13.4%	12.4%
% of FP17s for the same patient ID Re-attending within 3 months - Adults	641	3,786	16.9%	17.4%	17.3%	16.6%
% of FP17s for the same patient ID Re-attending between 3 & 9 months - Children	500	795	62.9%	57.2%	58.9%	57.5%
% of FP17s for the same patient ID Re-attending between 3 & 9 months - Adults	2,379	3,786	62.8%	50.9%	52.5%	50.4%
% of FP17s for Band 1 Urgent Courses	307	4,325	7.1%	11.0%	9.3%	9.1%
% of FP17s Relating to Free Repair or Replacements	57	4,325	1.3%	0.9%	1.0%	0.8%
% of FP17s Relating to Continuations	112	4,325	2.6%	1.3%	1.5%	1.3%
% of Patients satisfied with the dentistry they have received	28	29	96.6%	92.3%	93.1%	92.7%
% of Patients satisfied with the time they had to wait for an appointment	28	29	96.6%	88.9%	89.8%	88.8%

\* This is based on patients treated on this contract for their most recent course of treatment. Figures in italics indicate the base number of FP17s or Patient Questionnaire responses are less than 100. N/A is shown where the base number of responses is less than 10 during the period. % is calculated as Quantity/Base number\*100

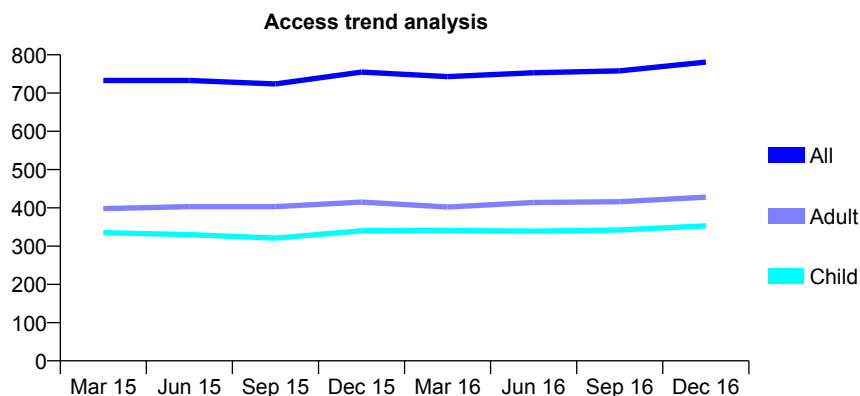
## Q47 - Vital Signs At a Glance Contract Report for 908851/0002 - December 2016

Name or company name	MR A SARAVANAMUTTU
Contract type name	GDS Contract
Purpose of contract	General
Contract start date	02/06/2009
Contract end date	

16/17 Contracted general activity (UDA)	3,550
Carry forward general activity (UDA)	0
16/17 Contracted orthodontic activity (UOA)	0
Carry forward orthodontic activity (UOA)	0
Baseline contract value	£102,010.81

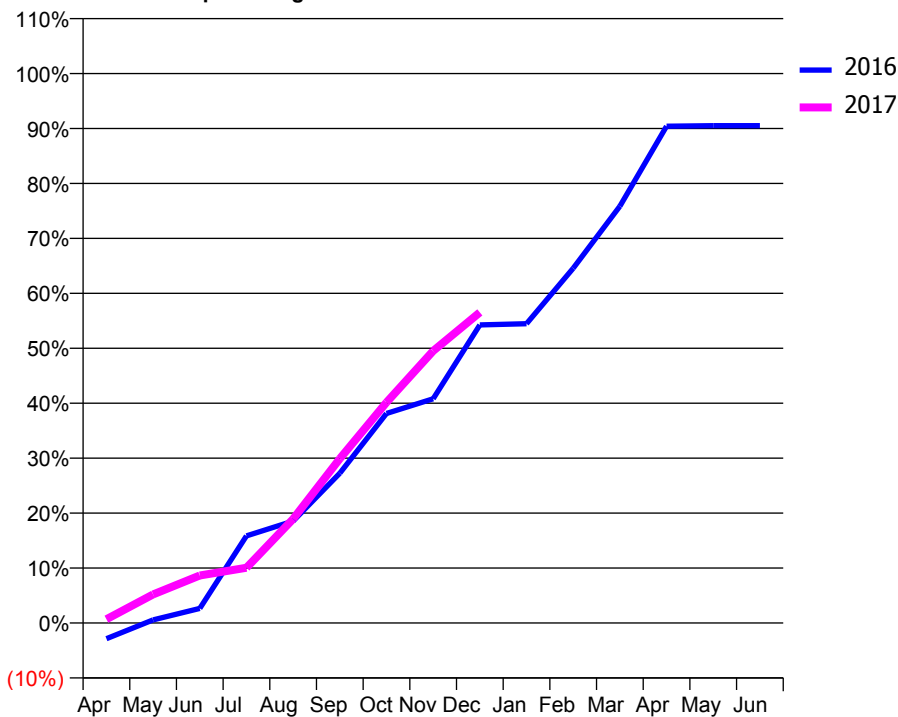
### ACCESS\*

Patients seen in 24 months	Total	Change since previous quarter
Quarter ending December 2015	755	
Quarter ending March 2016	743	↓
Quarter ending June 2016	753	→
Quarter ending September 2016	758	→
Quarter ending December 2016	781	↑
<b>Variance since December 2015</b>	<b>3.4%</b>	<b>↑</b>



### ACTIVITY

Cumulative percentage of contracted UDA delivered 2016 & 2017



Adjusted Scheduled Activity (UDA)

Month	2016	2017
April	-102	24
May	20	184
June	94	307
July	563	357
August	658	672
September	968	1,062
October	1,354	1,425
November	1,449	1,758
December	1,926	2,007
January	1,934	
February	2,292	
March	2,693	
April	3,209	
May	3,213	
June	3,213	

### QUALITY

	Quantity	Base Number	Contract	AT	Region	England
% of FP17s for the same patient ID Re-attending within 3 months - Children	27	388	7.0%	13.0%	13.4%	12.4%
% of FP17s for the same patient ID Re-attending within 3 months - Adults	99	421	23.5%	17.4%	17.3%	16.6%
% of FP17s for the same patient ID Re-attending between 3 & 9 months - Children	220	388	56.7%	57.2%	58.9%	57.5%
% of FP17s for the same patient ID Re-attending between 3 & 9 months - Adults	174	421	41.3%	50.9%	52.5%	50.4%
% of FP17s for Band 1 Urgent Courses	18	668	2.7%	11.0%	9.3%	9.1%
% of FP17s Relating to Free Repair or Replacements	0	668	0.0%	0.9%	1.0%	0.8%
% of FP17s Relating to Continuations	7	668	1.0%	1.3%	1.5%	1.3%
% of Patients satisfied with the dentistry they have received	0	0	N/A	92.3%	93.1%	92.7%
% of Patients satisfied with the time they had to wait for an appointment	0	0	N/A	88.9%	89.8%	88.8%

\* This is based on patients treated on this contract for their most recent course of treatment. Figures in italics indicate the base number of FP17s or Patient Questionnaire responses are less than 100. N/A is shown where the base number of responses is less than 10 during the period. % is calculated as Quantity/Base number\*100

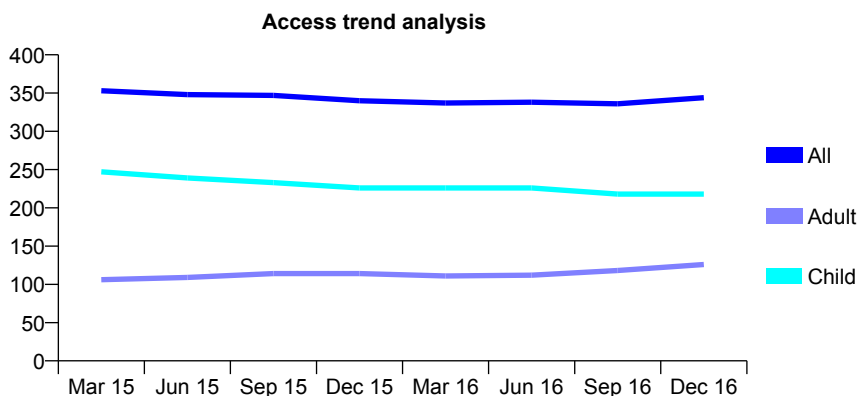
## Q47 - Vital Signs At a Glance Contract Report for 911461/0001 - December 2016

Name or company name	MISS GM LAWSON
Contract type name	GDS Contract
Purpose of contract	General
Contract start date	01/04/2006
Contract end date	

16/17 Contracted general activity (UDA)	1,000
Carry forward general activity (UDA)	0
16/17 Contracted orthodontic activity (UOA)	0
Carry forward orthodontic activity (UOA)	0
Baseline contract value	£22,064.47

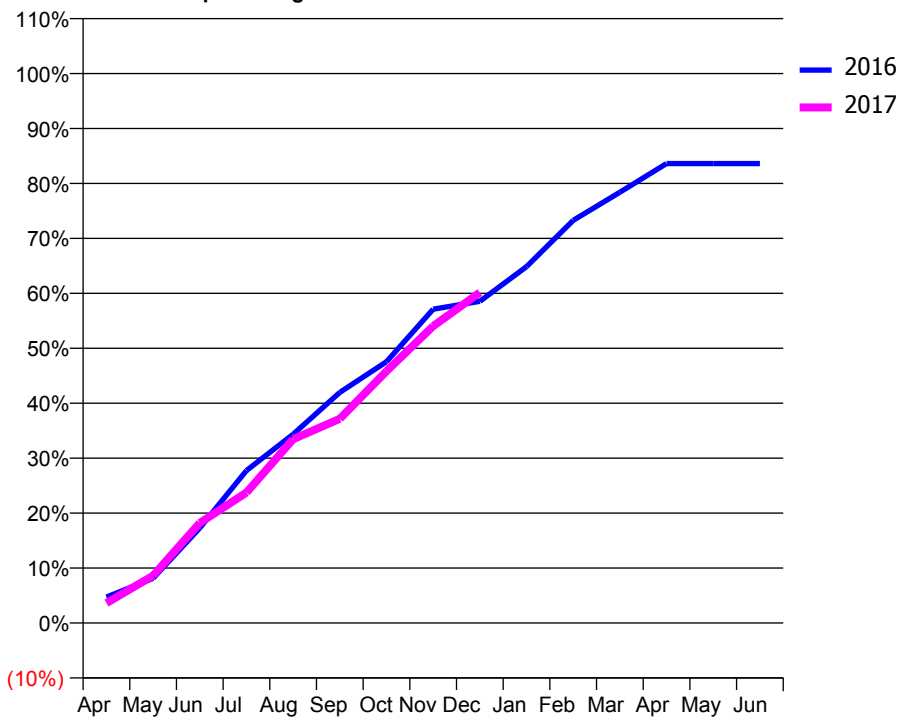
### ACCESS\*

Patients seen in 24 months	Total	Change since previous quarter
Quarter ending December 2015	340	
Quarter ending March 2016	337	→
Quarter ending June 2016	338	→
Quarter ending September 2016	336	→
Quarter ending December 2016	344	↑
<b>Variance since December 2015</b>	1.2%	→



### ACTIVITY

Cumulative percentage of contracted UDA delivered 2016 & 2017



Month	Adjusted Scheduled Activity (UDA)	
	2016	2017
April	47	36
May	81	86
June	173	182
July	277	237
August	344	335
September	420	372
October	476	458
November	571	540
December	585	601
January	649	
February	733	
March	784	
April	836	
May	836	
June	836	

### QUALITY

	Quantity	Base Number	Contract	AT	Region	England
% of FP17s for the same patient ID Re-attending within 3 months - Children	16	304	5.3%	13.0%	13.4%	12.4%
% of FP17s for the same patient ID Re-attending within 3 months - Adults	9	115	7.8%	17.4%	17.3%	16.6%
% of FP17s for the same patient ID Re-attending between 3 & 9 months - Children	226	304	74.3%	57.2%	58.9%	57.5%
% of FP17s for the same patient ID Re-attending between 3 & 9 months - Adults	66	115	57.4%	50.9%	52.5%	50.4%
% of FP17s for Band 1 Urgent Courses	7	383	1.8%	11.0%	9.3%	9.1%
% of FP17s Relating to Free Repair or Replacements	0	383	0.0%	0.9%	1.0%	0.8%
% of FP17s Relating to Continuations	5	383	1.3%	1.3%	1.5%	1.3%
% of Patients satisfied with the dentistry they have received	1	1	N/A	92.3%	93.1%	92.7%
% of Patients satisfied with the time they had to wait for an appointment	1	1	N/A	88.9%	89.8%	88.8%

\* This is based on patients treated on this contract for their most recent course of treatment. Figures in italics indicate the base number of FP17s or Patient Questionnaire responses are less than 100. N/A is shown where the base number of responses is less than 10 during the period. % is calculated as Quantity/Base number\*100

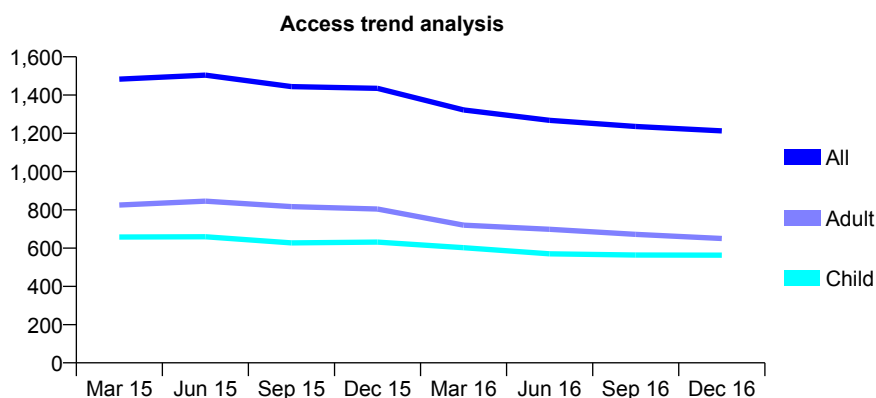
## Q47 - Vital Signs At a Glance Contract Report for 913529/0002 - December 2016

Name or company name	MR PH THOMPSON
Contract type name	GDS Contract
Purpose of contract	General
Contract start date	01/12/2011
Contract end date	

16/17 Contracted general activity (UDA)	2,500
Carry forward general activity (UDA)	-50
16/17 Contracted orthodontic activity (UOA)	0
Carry forward orthodontic activity (UOA)	0
Baseline contract value	£71,839.92

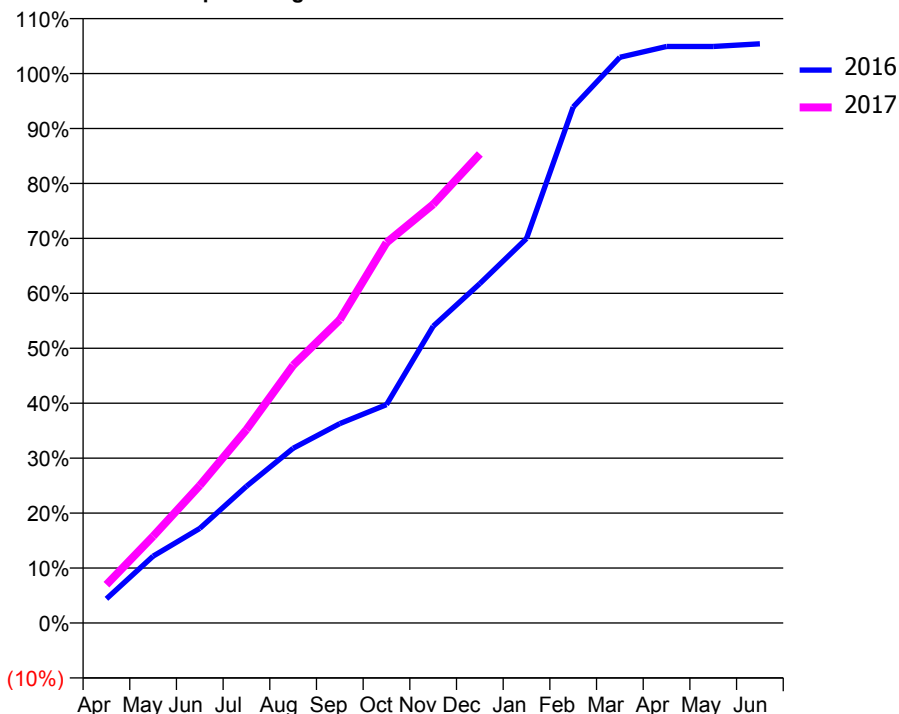
### ACCESS\*

Patients seen in 24 months	Total	Change since previous quarter
Quarter ending December 2015	1,435	
Quarter ending March 2016	1,322	↓
Quarter ending June 2016	1,268	↓
Quarter ending September 2016	1,236	↓
Quarter ending December 2016	1,213	↓
<b>Variance since December 2015</b>	<b>(15.5%)</b>	<b>↓</b>



### ACTIVITY

Cumulative percentage of contracted UDA delivered 2016 & 2017



Month	Adjusted Scheduled Activity (UDA)	
	2016	2017
April	110	174
May	304	395
June	431	626
July	622	880
August	795	1,173
September	907	1,380
October	994	1,731
November	1,350	1,904
December	1,544	2,134
January	1,749	
February	2,348	
March	2,574	
April	2,623	
May	2,623	
June	2,635	

### QUALITY

	Quantity	Base Number	Contract	AT	Region	England
% of FP17s for the same patient ID Re-attending within 3 months - Children	41	609	6.7%	13.0%	13.4%	12.4%
% of FP17s for the same patient ID Re-attending within 3 months - Adults	86	482	17.8%	17.4%	17.3%	16.6%
% of FP17s for the same patient ID Re-attending between 3 & 9 months - Children	410	609	67.3%	57.2%	58.9%	57.5%
% of FP17s for the same patient ID Re-attending between 3 & 9 months - Adults	279	482	57.9%	50.9%	52.5%	50.4%
% of FP17s for Band 1 Urgent Courses	39	1,049	3.7%	11.0%	9.3%	9.1%
% of FP17s Relating to Free Repair or Replacements	5	1,049	0.5%	0.9%	1.0%	0.8%
% of FP17s Relating to Continuations	0	1,049	0.0%	1.3%	1.5%	1.3%
% of Patients satisfied with the dentistry they have received	2	2	N/A	92.3%	93.1%	92.7%
% of Patients satisfied with the time they had to wait for an appointment	2	2	N/A	88.9%	89.8%	88.8%

\* This is based on patients treated on this contract for their most recent course of treatment. Figures in italics indicate the base number of FP17s or Patient Questionnaire responses are less than 100. N/A is shown where the base number of responses is less than 10 during the period. % is calculated as Quantity/Base number\*100

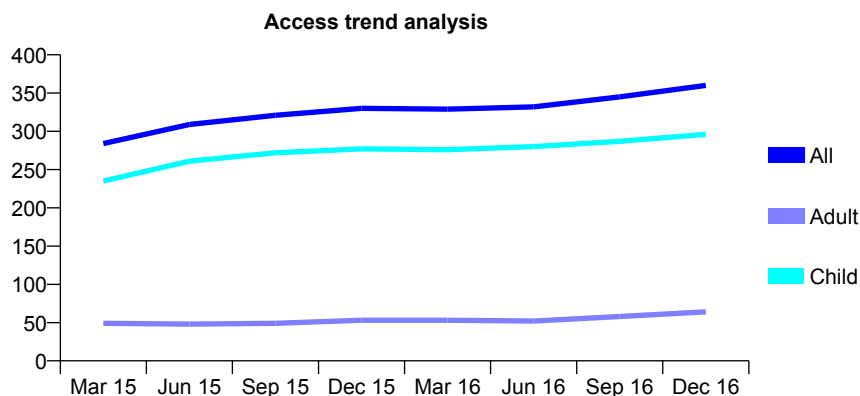
## Q47 - Vital Signs At a Glance Contract Report for 913774/0001 - December 2016

Name or company name	MISS DE BROOKS
Contract type name	GDS Contract
Purpose of contract	General
Contract start date	01/04/2006
Contract end date	

16/17 Contracted general activity (UDA)	770
Carry forward general activity (UDA)	0
16/17 Contracted orthodontic activity (UOA)	0
Carry forward orthodontic activity (UOA)	0
Baseline contract value	£17,875.12

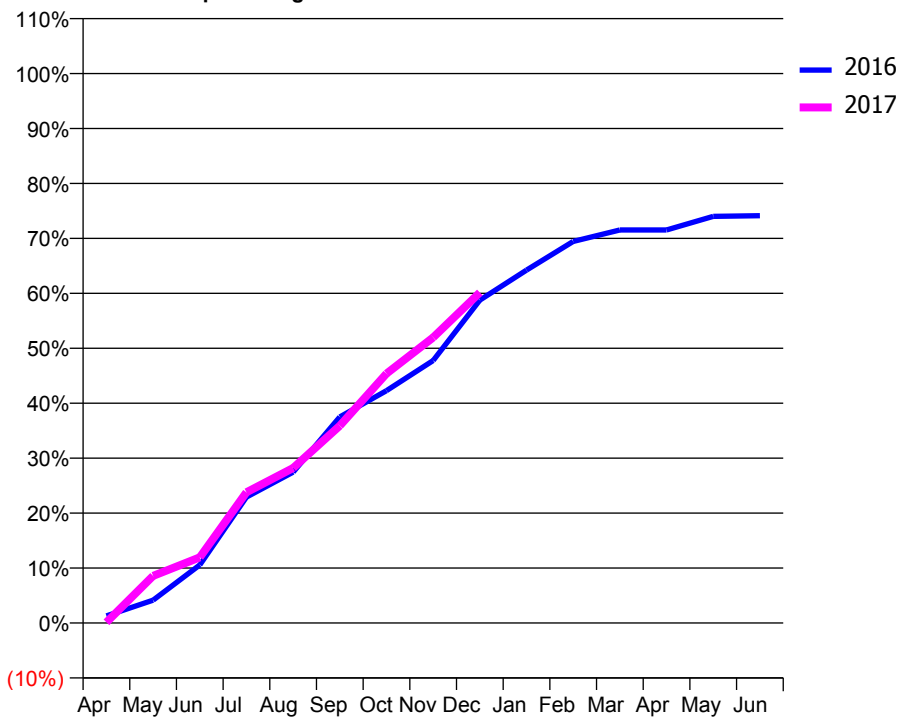
### ACCESS\*

Patients seen in 24 months	Total	Change since previous quarter
Quarter ending December 2015	330	
Quarter ending March 2016	329	→
Quarter ending June 2016	332	→
Quarter ending September 2016	345	↑
Quarter ending December 2016	360	↑
<b>Variance since December 2015</b>	<b>9.1%</b>	<b>↑</b>



### ACTIVITY

Cumulative percentage of contracted UDA delivered 2016 & 2017



Month	Adjusted Scheduled Activity (UDA)	
	2016	2017
April	10	1
May	32	66
June	81	92
July	176	183
August	211	217
September	289	276
October	326	350
November	368	400
December	452	463
January	495	
February	535	
March	551	
April	551	
May	570	
June	571	

### QUALITY

	Quantity	Base Number	Contract	AT	Region	England
% of FP17s for the same patient ID Re-attending within 3 months - Children	7	376	1.9%	13.0%	13.4%	12.4%
% of FP17s for the same patient ID Re-attending within 3 months - Adults	1	28	3.6%	17.4%	17.3%	16.6%
% of FP17s for the same patient ID Re-attending between 3 & 9 months - Children	230	376	61.2%	57.2%	58.9%	57.5%
% of FP17s for the same patient ID Re-attending between 3 & 9 months - Adults	17	28	60.7%	50.9%	52.5%	50.4%
% of FP17s for Band 1 Urgent Courses	6	344	1.7%	11.0%	9.3%	9.1%
% of FP17s Relating to Free Repair or Replacements	0	344	0.0%	0.9%	1.0%	0.8%
% of FP17s Relating to Continuations	0	344	0.0%	1.3%	1.5%	1.3%
% of Patients satisfied with the dentistry they have received	0	0	N/A	92.3%	93.1%	92.7%
% of Patients satisfied with the time they had to wait for an appointment	0	0	N/A	88.9%	89.8%	88.8%

\* This is based on patients treated on this contract for their most recent course of treatment. Figures in italics indicate the base number of FP17s or Patient Questionnaire responses are less than 100. N/A is shown where the base number of responses is less than 10 during the period. % is calculated as Quantity/Base number\*100

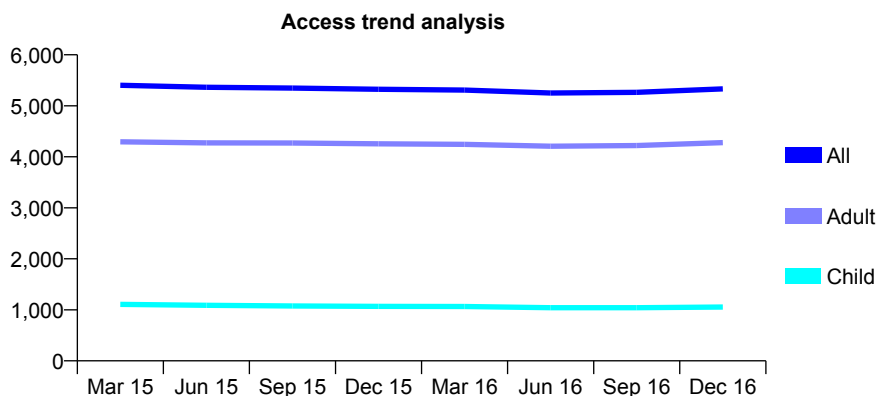
## Q47 - Vital Signs At a Glance Contract Report for 916455/0001 - December 2016

Name or company name	Ellison, Griffiths, Schonberg and Stanevicia
Contract type name	GDS Contract
Purpose of contract	General
Contract start date	01/04/2006
Contract end date	

16/17 Contracted general activity (UDA)	18,751
Carry forward general activity (UDA)	0
16/17 Contracted orthodontic activity (UOA)	0
Carry forward orthodontic activity (UOA)	0
Baseline contract value	£573,690.48

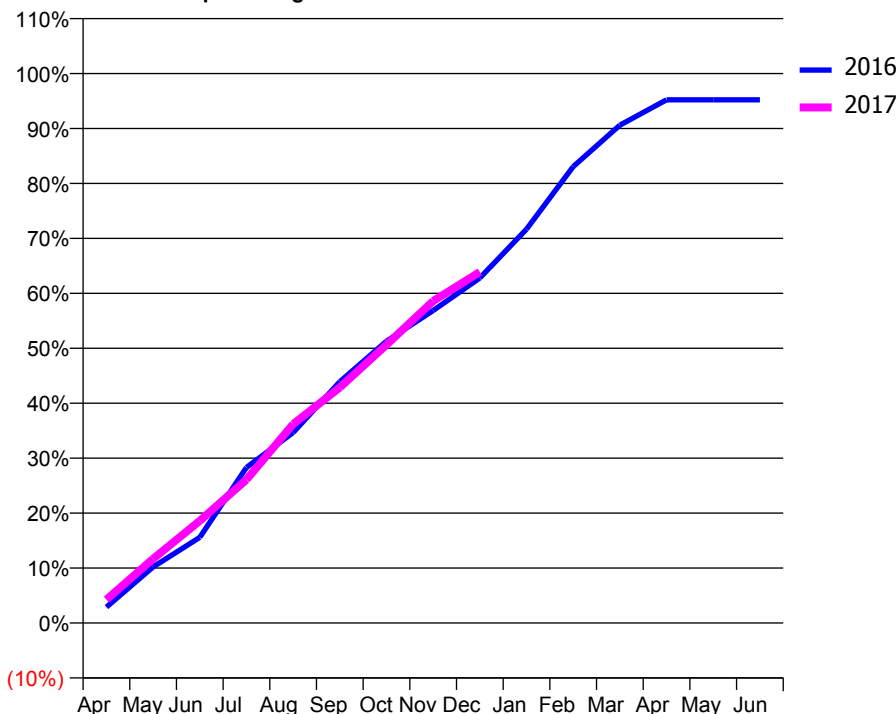
### ACCESS\*

Patients seen in 24 months	Total	Change since previous quarter
Quarter ending December 2015	5,323	
Quarter ending March 2016	5,309	→
Quarter ending June 2016	5,250	↓
Quarter ending September 2016	5,265	→
Quarter ending December 2016	5,333	→
<b>Variance since December 2015</b>	<b>0.2%</b>	<b>→</b>



### ACTIVITY

Cumulative percentage of contracted UDA delivered 2016 & 2017



Month	Adjusted Scheduled Activity (UDA)	
	2016	2017
April	542	797
May	1,913	2,192
June	2,924	3,488
July	5,308	4,892
August	6,500	6,785
September	8,233	8,038
October	9,615	9,496
November	10,662	10,989
December	11,775	11,979
January	13,441	
February	15,575	
March	16,987	
April	17,853	
May	17,853	
June	17,853	

### QUALITY

	Quantity	Base Number	Contract	AT	Region	England
% of FP17s for the same patient ID Re-attending within 3 months - Children	114	1,308	8.7%	13.0%	13.4%	12.4%
% of FP17s for the same patient ID Re-attending within 3 months - Adults	1,048	5,525	19.0%	17.4%	17.3%	16.6%
% of FP17s for the same patient ID Re-attending between 3 & 9 months - Children	651	1,308	49.8%	57.2%	58.9%	57.5%
% of FP17s for the same patient ID Re-attending between 3 & 9 months - Adults	2,729	5,525	49.4%	50.9%	52.5%	50.4%
% of FP17s for Band 1 Urgent Courses	754	6,381	11.8%	11.0%	9.3%	9.1%
% of FP17s Relating to Free Repair or Replacements	183	6,381	2.9%	0.9%	1.0%	0.8%
% of FP17s Relating to Continuations	136	6,381	2.1%	1.3%	1.5%	1.3%
% of Patients satisfied with the dentistry they have received	10	10	100.0%	92.3%	93.1%	92.7%
% of Patients satisfied with the time they had to wait for an appointment	8	10	80.0%	88.9%	89.8%	88.8%

\* This is based on patients treated on this contract for their most recent course of treatment. Figures in italics indicate the base number of FP17s or Patient Questionnaire responses are less than 100. N/A is shown where the base number of responses is less than 10 during the period. % is calculated as Quantity/Base number\*100

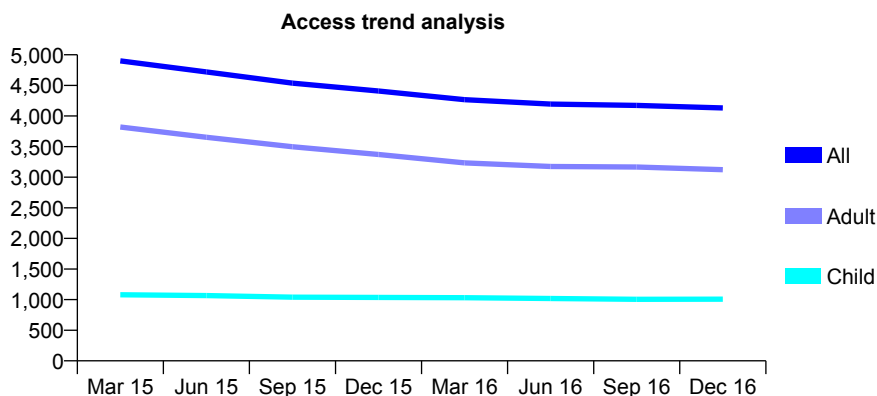
## Q47 - Vital Signs At a Glance Contract Report for 917389/0002 - December 2016

Name or company name	MR GN BARLOW
Contract type name	GDS Contract
Purpose of contract	General
Contract start date	01/04/2006
Contract end date	

16/17 Contracted general activity (UDA)	13,141
Carry forward general activity (UDA)	-150
16/17 Contracted orthodontic activity (UOA)	0
Carry forward orthodontic activity (UOA)	0
Baseline contract value	£365,282.87

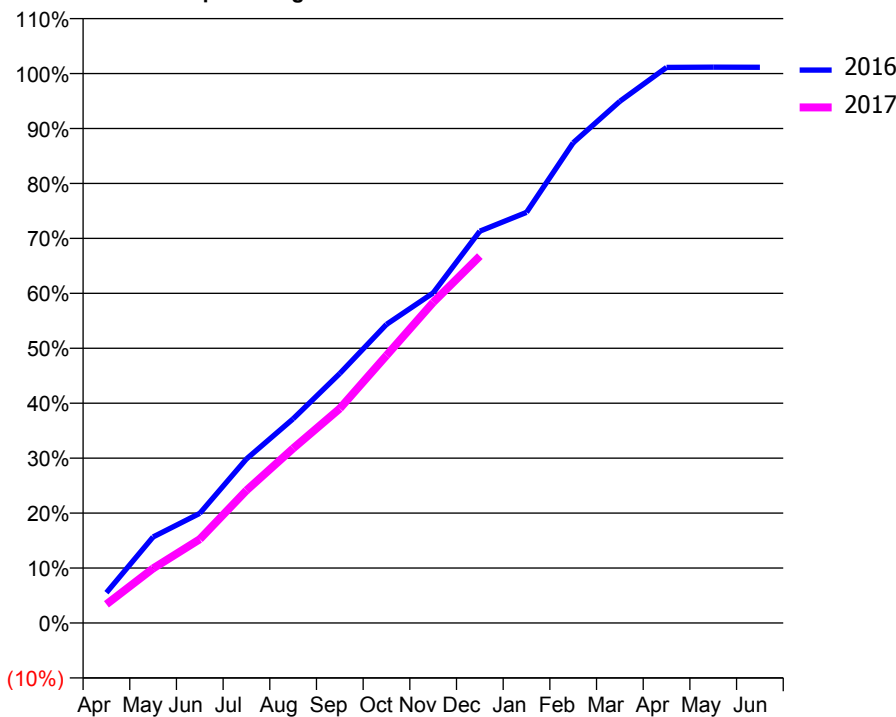
### ACCESS\*

Patients seen in 24 months	Total	Change since previous quarter
Quarter ending December 2015	4,408	
Quarter ending March 2016	4,266	↓
Quarter ending June 2016	4,195	↓
Quarter ending September 2016	4,173	→
Quarter ending December 2016	4,131	↓
<b>Variance since December 2015</b>	<b>(6.3%)</b>	<b>↓</b>



### ACTIVITY

Cumulative percentage of contracted UDA delivered 2016 & 2017



Month	Adjusted Scheduled Activity (UDA)	
	2016	2017
April	727	447
May	2,058	1,305
June	2,624	2,004
July	3,923	3,170
August	4,885	4,175
September	5,967	5,131
October	7,142	6,400
November	7,895	7,666
December	9,370	8,775
January	9,821	
February	11,484	
March	12,476	
April	13,287	
May	13,292	
June	13,291	

### QUALITY

	Quantity	Base Number	Contract	AT	Region	England
% of FP17s for the same patient ID Re-attending within 3 months - Children	138	1,072	12.9%	13.0%	13.4%	12.4%
% of FP17s for the same patient ID Re-attending within 3 months - Adults	700	3,213	21.8%	17.4%	17.3%	16.6%
% of FP17s for the same patient ID Re-attending between 3 & 9 months - Children	463	1,072	43.2%	57.2%	58.9%	57.5%
% of FP17s for the same patient ID Re-attending between 3 & 9 months - Adults	1,191	3,213	37.1%	50.9%	52.5%	50.4%
% of FP17s for Band 1 Urgent Courses	401	3,963	10.1%	11.0%	9.3%	9.1%
% of FP17s Relating to Free Repair or Replacements	127	3,963	3.2%	0.9%	1.0%	0.8%
% of FP17s Relating to Continuations	95	3,963	2.4%	1.3%	1.5%	1.3%
% of Patients satisfied with the dentistry they have received	13	13	100.0%	92.3%	93.1%	92.7%
% of Patients satisfied with the time they had to wait for an appointment	9	13	69.2%	88.9%	89.8%	88.8%

\* This is based on patients treated on this contract for their most recent course of treatment. Figures in italics indicate the base number of FP17s or Patient Questionnaire responses are less than 100. N/A is shown where the base number of responses is less than 10 during the period. % is calculated as Quantity/Base number\*100



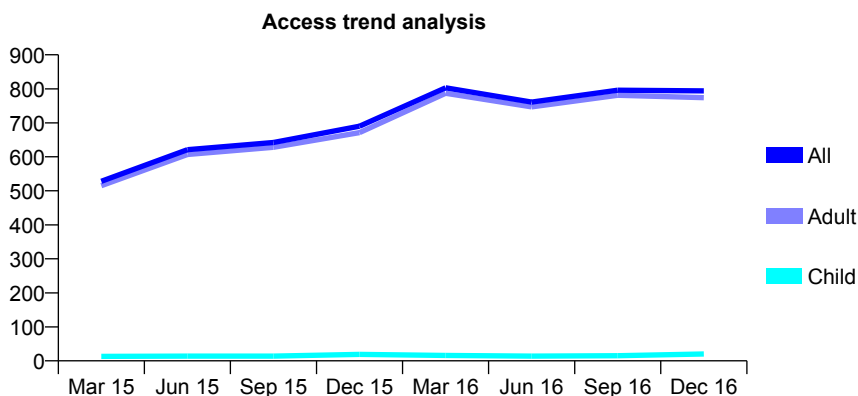
## Q47 - Vital Signs At a Glance Contract Report for 917389/0003 - December 2016

Name or company name	MR GN BARLOW
Contract type name	GDS Contract
Purpose of contract	General
Contract start date	01/04/2014
Contract end date	

16/17 Contracted general activity (UDA)	3,124
Carry forward general activity (UDA)	54
16/17 Contracted orthodontic activity (UOA)	0
Carry forward orthodontic activity (UOA)	0
Baseline contract value	£295,154.99

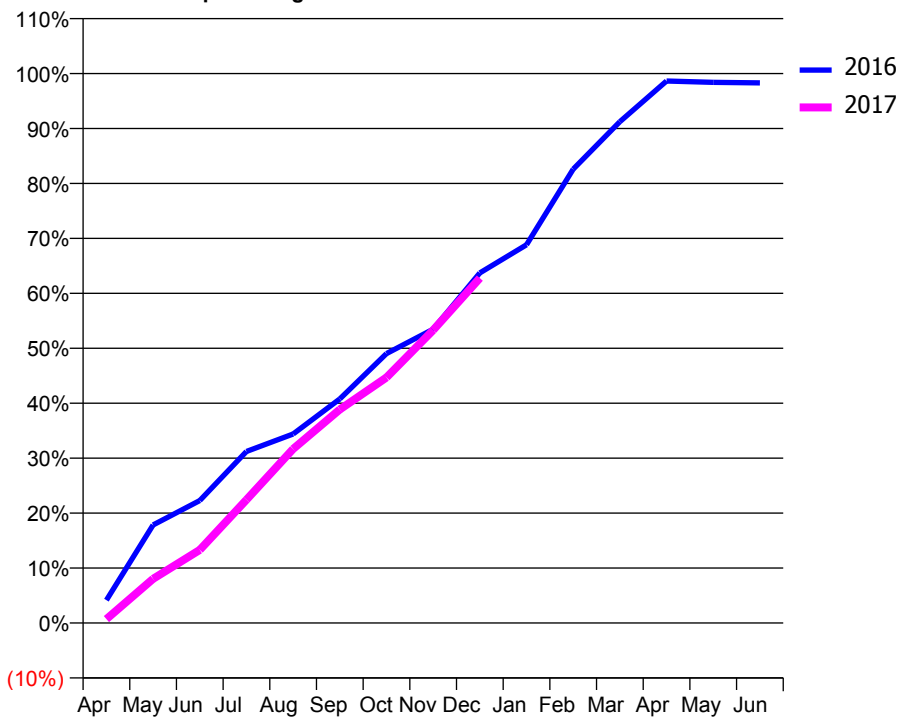
### ACCESS\*

Patients seen in 24 months	Total	Change since previous quarter
Quarter ending December 2015	690	
Quarter ending March 2016	803	↑
Quarter ending June 2016	761	↓
Quarter ending September 2016	796	↑
Quarter ending December 2016	794	→
<b>Variance since December 2015</b>	<b>15.1%</b>	<b>↑</b>



### ACTIVITY

Cumulative percentage of contracted UDA delivered 2016 & 2017



Adjusted Scheduled Activity (UDA)

Month	2016	2017
April	130	22
May	558	251
June	696	416
July	975	701
August	1,075	990
September	1,274	1,214
October	1,532	1,396
November	1,671	1,665
December	1,990	1,961
January	2,150	
February	2,580	
March	2,850	
April	3,081	
May	3,073	
June	3,070	

### QUALITY

	Quantity	Base Number	Contract	AT	Region	England
% of FP17s for the same patient ID Re-attending within 3 months - Children	7	23	30.4%	13.0%	13.4%	12.4%
% of FP17s for the same patient ID Re-attending within 3 months - Adults	80	702	11.4%	17.4%	17.3%	16.6%
% of FP17s for the same patient ID Re-attending between 3 & 9 months - Children	0	23	0.0%	57.2%	58.9%	57.5%
% of FP17s for the same patient ID Re-attending between 3 & 9 months - Adults	18	702	2.6%	50.9%	52.5%	50.4%
% of FP17s for Band 1 Urgent Courses	68	657	10.4%	11.0%	9.3%	9.1%
% of FP17s Relating to Free Repair or Replacements	0	657	0.0%	0.9%	1.0%	0.8%
% of FP17s Relating to Continuations	12	657	1.8%	1.3%	1.5%	1.3%
% of Patients satisfied with the dentistry they have received	0	0	N/A	92.3%	93.1%	92.7%
% of Patients satisfied with the time they had to wait for an appointment	0	0	N/A	88.9%	89.8%	88.8%

\* This is based on patients treated on this contract for their most recent course of treatment. Figures in italics indicate the base number of FP17s or Patient Questionnaire responses are less than 100. N/A is shown where the base number of responses is less than 10 during the period. % is calculated as Quantity/Base number\*100

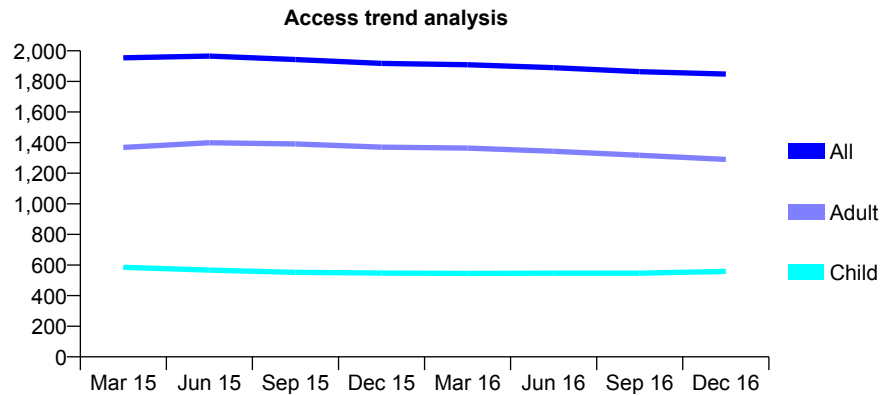
## Q47 - Vital Signs At a Glance Contract Report for 917672/0001 - December 2016

Name or company name	MR MJ HOLYOAK
Contract type name	GDS Contract
Purpose of contract	General
Contract start date	01/04/2006
Contract end date	

16/17 Contracted general activity (UDA)	4,900
Carry forward general activity (UDA)	0
16/17 Contracted orthodontic activity (UOA)	0
Carry forward orthodontic activity (UOA)	0
Baseline contract value	£101,269.77

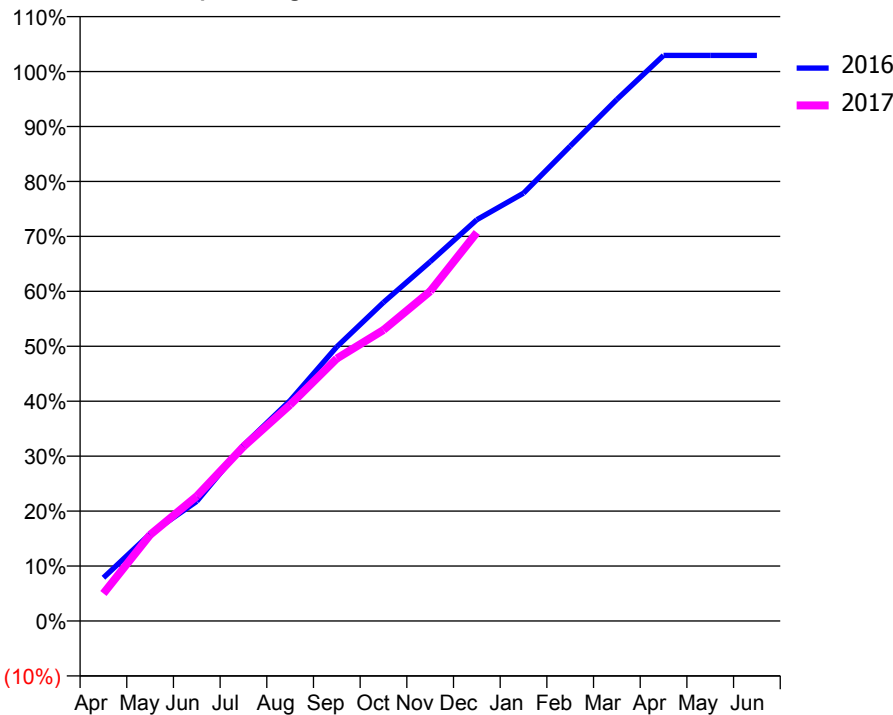
### ACCESS\*

Patients seen in 24 months	Total	Change since previous quarter
Quarter ending December 2015	1,918	
Quarter ending March 2016	1,909	→
Quarter ending June 2016	1,890	→
Quarter ending September 2016	1,864	↓
Quarter ending December 2016	1,848	→
<b>Variance since December 2015</b>	<b>(3.6%)</b>	<b>↓</b>



### ACTIVITY

Cumulative percentage of contracted UDA delivered 2016 & 2017



Month	Adjusted Scheduled Activity (UDA)	
	2016	2017
April	386	245
May	777	769
June	1,067	1,114
July	1,566	1,554
August	1,967	1,928
September	2,446	2,340
October	2,841	2,595
November	3,204	2,940
December	3,578	3,464
January	3,815	
February	4,234	
March	4,651	
April	5,043	
May	5,044	
June	5,044	

### QUALITY

	Quantity	Base Number	Contract	AT	Region	England
% of FP17s for the same patient ID Re-attending within 3 months - Children	53	724	7.3%	13.0%	13.4%	12.4%
% of FP17s for the same patient ID Re-attending within 3 months - Adults	264	1,591	16.6%	17.4%	17.3%	16.6%
% of FP17s for the same patient ID Re-attending between 3 & 9 months - Children	470	724	64.9%	57.2%	58.9%	57.5%
% of FP17s for the same patient ID Re-attending between 3 & 9 months - Adults	1,004	1,591	63.1%	50.9%	52.5%	50.4%
% of FP17s for Band 1 Urgent Courses	61	2,082	2.9%	11.0%	9.3%	9.1%
% of FP17s Relating to Free Repair or Replacements	5	2,082	0.2%	0.9%	1.0%	0.8%
% of FP17s Relating to Continuations	85	2,082	4.1%	1.3%	1.5%	1.3%
% of Patients satisfied with the dentistry they have received	6	6	N/A	92.3%	93.1%	92.7%
% of Patients satisfied with the time they had to wait for an appointment	6	6	N/A	88.9%	89.8%	88.8%

\* This is based on patients treated on this contract for their most recent course of treatment. Figures in italics indicate the base number of FP17s or Patient Questionnaire responses are less than 100. N/A is shown where the base number of responses is less than 10 during the period. % is calculated as Quantity/Base number\*100

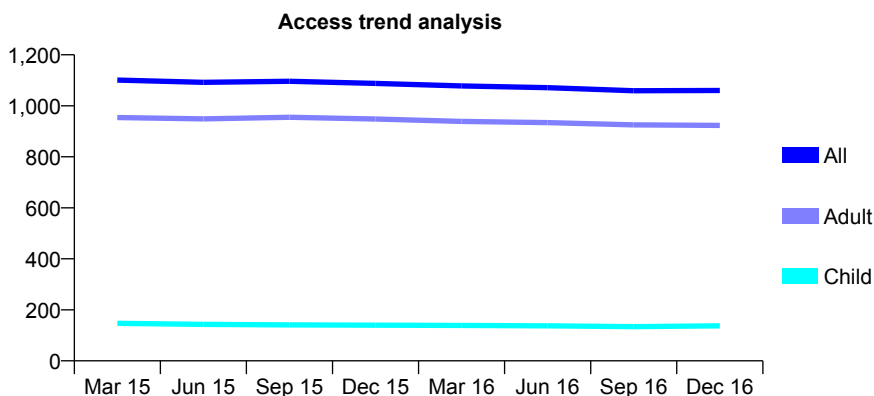
## Q47 - Vital Signs At a Glance Contract Report for 928429/0001 - December 2016

Name or company name	MRS SJ WOODHEAD
Contract type name	GDS Contract
Purpose of contract	General
Contract start date	01/04/2006
Contract end date	

16/17 Contracted general activity (UDA)	6,000
Carry forward general activity (UDA)	0
16/17 Contracted orthodontic activity (UOA)	0
Carry forward orthodontic activity (UOA)	0
Baseline contract value	£128,969.11

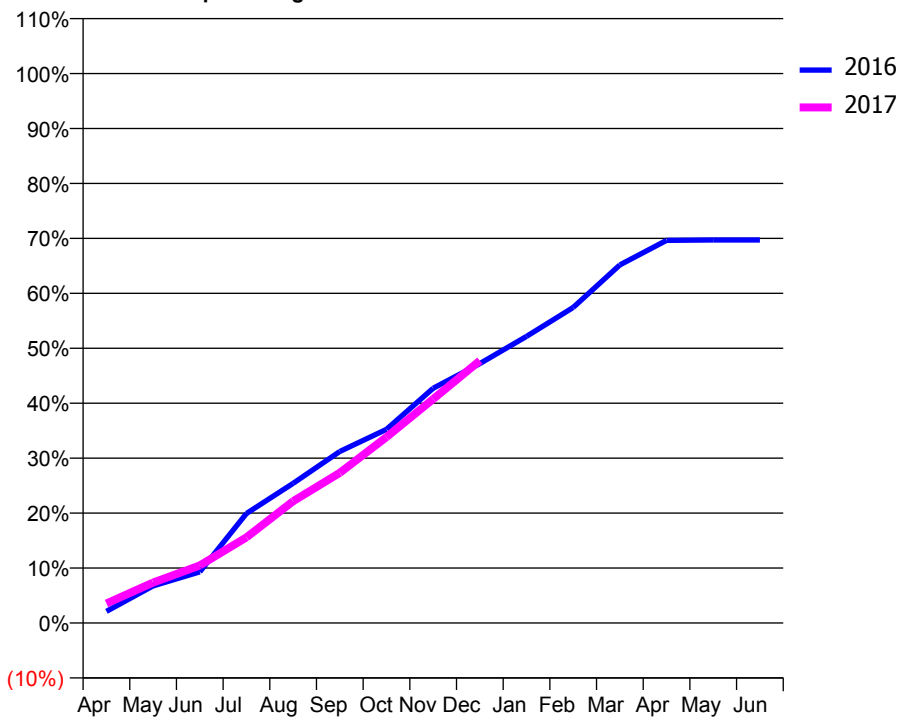
### ACCESS\*

Patients seen in 24 months	Total	Change since previous quarter
Quarter ending December 2015	1,088	
Quarter ending March 2016	1,078	→
Quarter ending June 2016	1,071	→
Quarter ending September 2016	1,059	↓
Quarter ending December 2016	1,060	→
<b>Variance since December 2015</b>	<b>(2.6%)</b>	<b>↓</b>



### ACTIVITY

Cumulative percentage of contracted UDA delivered 2016 & 2017



Month	Adjusted Scheduled Activity (UDA)	
	2016	2017
April	128	213
May	406	443
June	559	628
July	1,196	935
August	1,525	1,330
September	1,873	1,640
October	2,115	2,031
November	2,563	2,445
December	2,832	2,865
January	3,129	
February	3,446	
March	3,910	
April	4,178	
May	4,182	
June	4,182	

### QUALITY

	Quantity	Base Number	Contract	AT	Region	England
% of FP17s for the same patient ID Re-attending within 3 months - Children	7	119	5.9%	13.0%	13.4%	12.4%
% of FP17s for the same patient ID Re-attending within 3 months - Adults	348	1,150	30.3%	17.4%	17.3%	16.6%
% of FP17s for the same patient ID Re-attending between 3 & 9 months - Children	73	119	61.3%	57.2%	58.9%	57.5%
% of FP17s for the same patient ID Re-attending between 3 & 9 months - Adults	480	1,150	41.7%	50.9%	52.5%	50.4%
% of FP17s for Band 1 Urgent Courses	141	1,178	12.0%	11.0%	9.3%	9.1%
% of FP17s Relating to Free Repair or Replacements	91	1,178	7.7%	0.9%	1.0%	0.8%
% of FP17s Relating to Continuations	54	1,178	4.6%	1.3%	1.5%	1.3%
% of Patients satisfied with the dentistry they have received	0	0	N/A	92.3%	93.1%	92.7%
% of Patients satisfied with the time they had to wait for an appointment	0	0	N/A	88.9%	89.8%	88.8%

\* This is based on patients treated on this contract for their most recent course of treatment. Figures in italics indicate the base number of FP17s or Patient Questionnaire responses are less than 100. N/A is shown where the base number of responses is less than 10 during the period. % is calculated as Quantity/Base number\*100

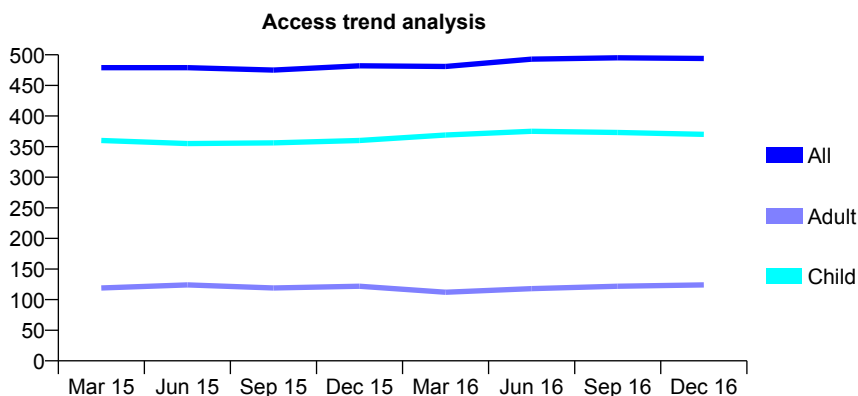
## Q47 - Vital Signs At a Glance Contract Report for 931195/0001 - December 2016

Name or company name	MR DJ QUINN
Contract type name	GDS Contract
Purpose of contract	General
Contract start date	05/05/2009
Contract end date	

16/17 Contracted general activity (UDA)	1,281
Carry forward general activity (UDA)	0
16/17 Contracted orthodontic activity (UOA)	0
Carry forward orthodontic activity (UOA)	0
Baseline contract value	£34,608.51

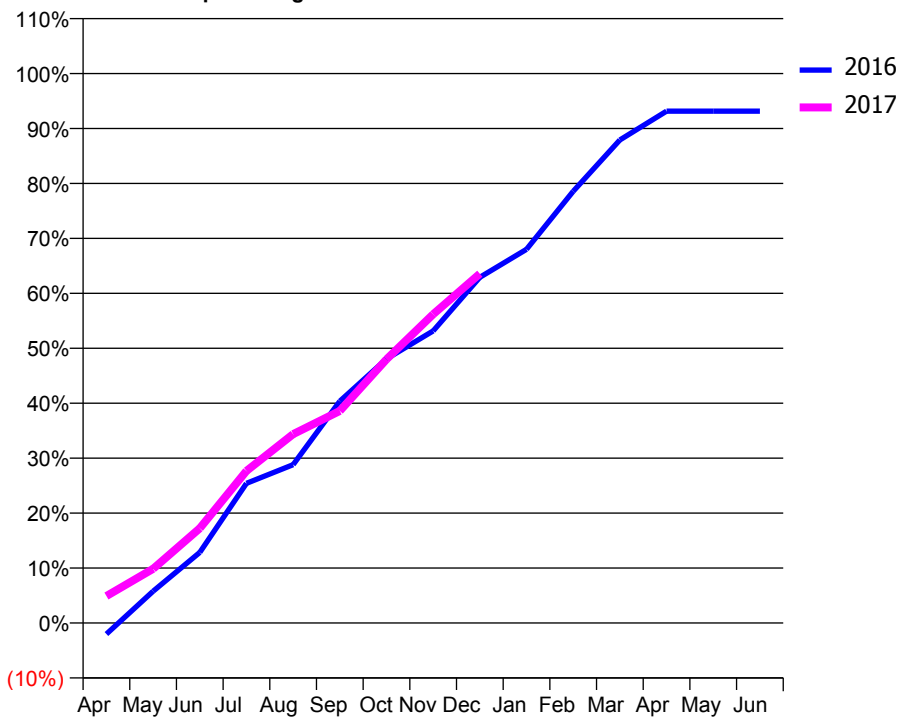
### ACCESS\*

Patients seen in 24 months	Total	Change since previous quarter
Quarter ending December 2015	482	
Quarter ending March 2016	481	→
Quarter ending June 2016	493	↑
Quarter ending September 2016	495	→
Quarter ending December 2016	494	→
<b>Variance since December 2015</b>	<b>2.5%</b>	<b>↑</b>



### ACTIVITY

Cumulative percentage of contracted UDA delivered 2016 & 2017



Month	Adjusted Scheduled Activity (UDA)	
	2016	2017
April	-26	63
May	74	126
June	165	221
July	326	354
August	369	440
September	517	494
October	616	615
November	681	720
December	806	814
January	871	
February	1,006	
March	1,126	
April	1,193	
May	1,193	
June	1,193	

### QUALITY

	Quantity	Base Number	Contract	AT	Region	England
% of FP17s for the same patient ID Re-attending within 3 months - Children	20	442	4.5%	13.0%	13.4%	12.4%
% of FP17s for the same patient ID Re-attending within 3 months - Adults	11	124	8.9%	17.4%	17.3%	16.6%
% of FP17s for the same patient ID Re-attending between 3 & 9 months - Children	315	442	71.3%	57.2%	58.9%	57.5%
% of FP17s for the same patient ID Re-attending between 3 & 9 months - Adults	73	124	58.9%	50.9%	52.5%	50.4%
% of FP17s for Band 1 Urgent Courses	11	522	2.1%	11.0%	9.3%	9.1%
% of FP17s Relating to Free Repair or Replacements	1	522	0.2%	0.9%	1.0%	0.8%
% of FP17s Relating to Continuations	0	522	0.0%	1.3%	1.5%	1.3%
% of Patients satisfied with the dentistry they have received	0	0	N/A	92.3%	93.1%	92.7%
% of Patients satisfied with the time they had to wait for an appointment	0	0	N/A	88.9%	89.8%	88.8%

\* This is based on patients treated on this contract for their most recent course of treatment. Figures in italics indicate the base number of FP17s or Patient Questionnaire responses are less than 100. N/A is shown where the base number of responses is less than 10 during the period. % is calculated as Quantity/Base number\*100

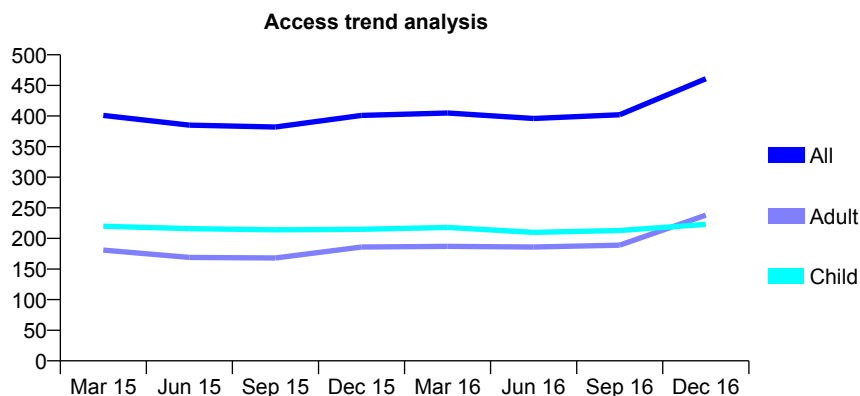
## Q47 - Vital Signs At a Glance Contract Report for 934658/0001 - December 2016

Name or company name	MS LA BANNER
Contract type name	GDS Contract
Purpose of contract	General
Contract start date	01/04/2006
Contract end date	

16/17 Contracted general activity (UDA)	2,544
Carry forward general activity (UDA)	0
16/17 Contracted orthodontic activity (UOA)	0
Carry forward orthodontic activity (UOA)	0
Baseline contract value	£68,353.63

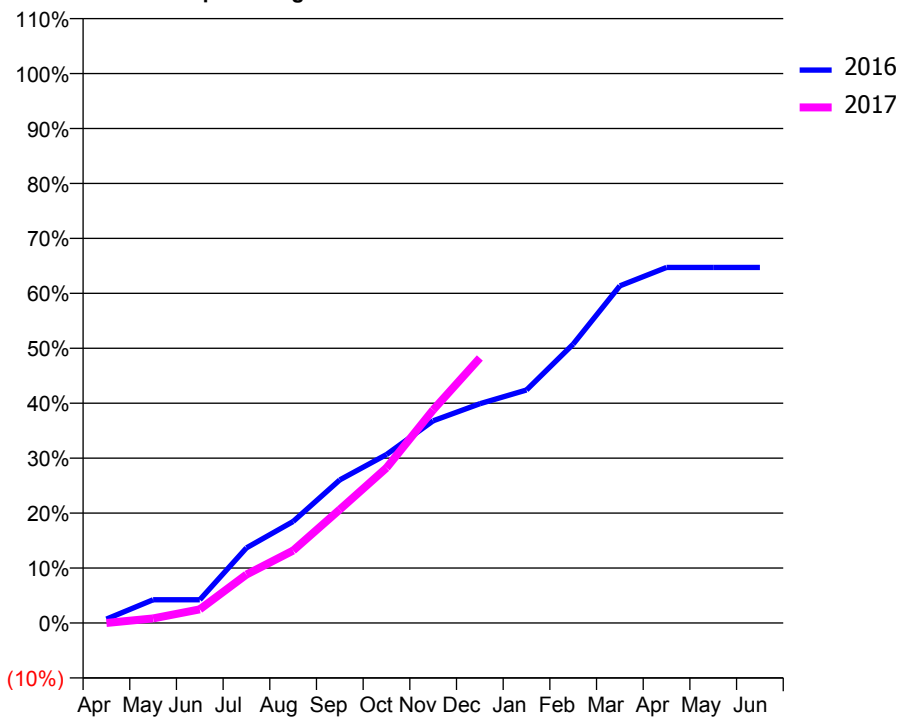
### ACCESS\*

Patients seen in 24 months	Total	Change since previous quarter
Quarter ending December 2015	401	
Quarter ending March 2016	405	→
Quarter ending June 2016	396	↓
Quarter ending September 2016	402	→
Quarter ending December 2016	461	↑
<b>Variance since December 2015</b>	<b>15.0%</b>	<b>↑</b>



### ACTIVITY

Cumulative percentage of contracted UDA delivered 2016 & 2017



Month	Adjusted Scheduled Activity (UDA)	
	2016	2017
April	18	0
May	108	21
June	108	63
July	348	225
August	470	336
September	663	526
October	780	718
November	936	987
December	1,015	1,227
January	1,079	
February	1,291	
March	1,561	
April	1,646	
May	1,646	
June	1,646	

### QUALITY

	Quantity	Base Number	Contract	AT	Region	England
% of FP17s for the same patient ID Re-attending within 3 months - Children	15	217	6.9%	13.0%	13.4%	12.4%
% of FP17s for the same patient ID Re-attending within 3 months - Adults	47	226	20.8%	17.4%	17.3%	16.6%
% of FP17s for the same patient ID Re-attending between 3 & 9 months - Children	106	217	48.8%	57.2%	58.9%	57.5%
% of FP17s for the same patient ID Re-attending between 3 & 9 months - Adults	93	226	41.2%	50.9%	52.5%	50.4%
% of FP17s for Band 1 Urgent Courses	20	403	5.0%	11.0%	9.3%	9.1%
% of FP17s Relating to Free Repair or Replacements	0	403	0.0%	0.9%	1.0%	0.8%
% of FP17s Relating to Continuations	3	403	0.7%	1.3%	1.5%	1.3%
% of Patients satisfied with the dentistry they have received	1	1	N/A	92.3%	93.1%	92.7%
% of Patients satisfied with the time they had to wait for an appointment	1	1	N/A	88.9%	89.8%	88.8%

\* This is based on patients treated on this contract for their most recent course of treatment. Figures in italics indicate the base number of FP17s or Patient Questionnaire responses are less than 100. N/A is shown where the base number of responses is less than 10 during the period. % is calculated as Quantity/Base number\*100

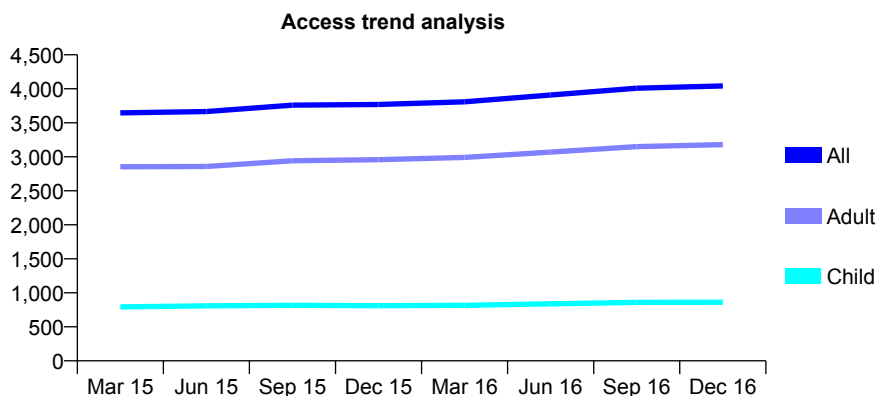
## Q47 - Vital Signs At a Glance Contract Report for 942235/0001 - December 2016

Name or company name	MRS CA LEADBETTER
Contract type name	GDS Contract
Purpose of contract	General
Contract start date	01/04/2006
Contract end date	

16/17 Contracted general activity (UDA)	10,453
Carry forward general activity (UDA)	187
16/17 Contracted orthodontic activity (UOA)	0
Carry forward orthodontic activity (UOA)	0
Baseline contract value	£224,440.60

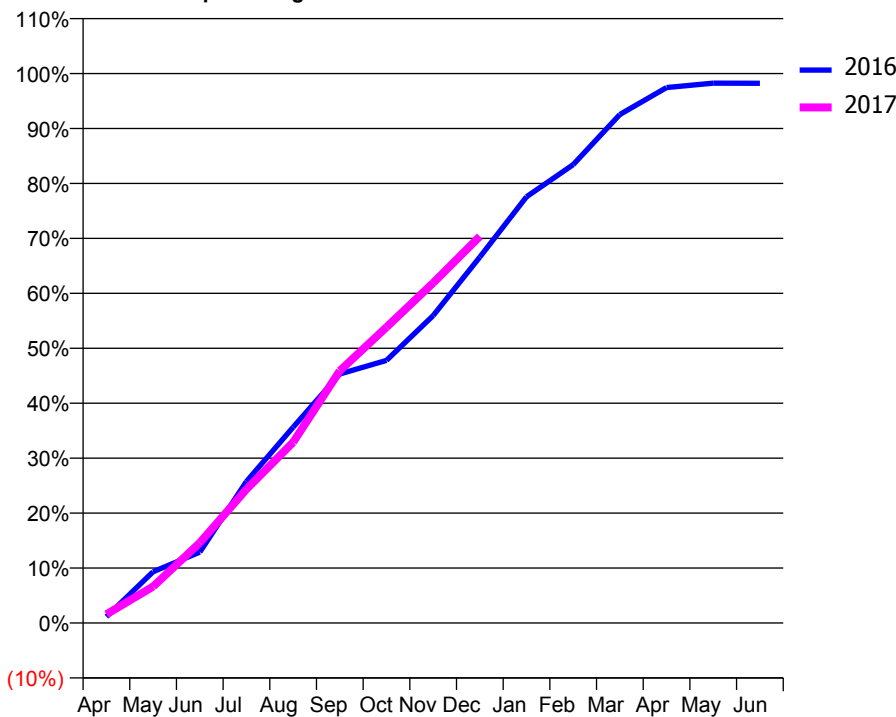
### ACCESS\*

Patients seen in 24 months	Total	Change since previous quarter
Quarter ending December 2015	3,769	
Quarter ending March 2016	3,808	→
Quarter ending June 2016	3,908	↑
Quarter ending September 2016	4,009	↑
Quarter ending December 2016	4,042	→
<b>Variance since December 2015</b>	<b>7.2%</b>	<b>↑</b>



### ACTIVITY

Cumulative percentage of contracted UDA delivered 2016 & 2017



Month	Adjusted Scheduled Activity (UDA)	
	2016	2017
April	120	167
May	975	695
June	1,348	1,526
July	2,692	2,547
August	3,725	3,438
September	4,737	4,799
October	4,996	5,627
November	5,849	6,470
December	6,962	7,355
January	8,107	
February	8,721	
March	9,673	
April	10,185	
May	10,269	
June	10,266	

### QUALITY

	Quantity	Base Number	Contract	AT	Region	England
% of FP17s for the same patient ID Re-attending within 3 months - Children	56	870	6.4%	13.0%	13.4%	12.4%
% of FP17s for the same patient ID Re-attending within 3 months - Adults	462	3,590	12.9%	17.4%	17.3%	16.6%
% of FP17s for the same patient ID Re-attending between 3 & 9 months - Children	508	870	58.4%	57.2%	58.9%	57.5%
% of FP17s for the same patient ID Re-attending between 3 & 9 months - Adults	1,893	3,590	52.7%	50.9%	52.5%	50.4%
% of FP17s for Band 1 Urgent Courses	597	4,166	14.3%	11.0%	9.3%	9.1%
% of FP17s Relating to Free Repair or Replacements	67	4,166	1.6%	0.9%	1.0%	0.8%
% of FP17s Relating to Continuations	49	4,166	1.2%	1.3%	1.5%	1.3%
% of Patients satisfied with the dentistry they have received	6	6	N/A	92.3%	93.1%	92.7%
% of Patients satisfied with the time they had to wait for an appointment	6	6	N/A	88.9%	89.8%	88.8%

\* This is based on patients treated on this contract for their most recent course of treatment. Figures in italics indicate the base number of FP17s or Patient Questionnaire responses are less than 100. N/A is shown where the base number of responses is less than 10 during the period. % is calculated as Quantity/Base number\*100

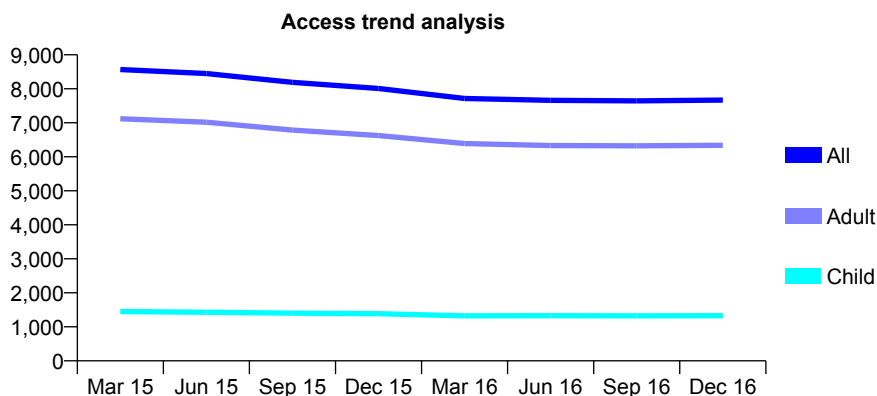
## Q47 - Vital Signs At a Glance Contract Report for 997307/0001 - December 2016

Name or company name	Dr S Hanlon and Dr H Kadri
Contract type name	GDS Contract
Purpose of contract	General
Contract start date	01/04/2006
Contract end date	

16/17 Contracted general activity (UDA)	21,231
Carry forward general activity (UDA)	-152
16/17 Contracted orthodontic activity (UOA)	0
Carry forward orthodontic activity (UOA)	0
Baseline contract value	£572,069.12

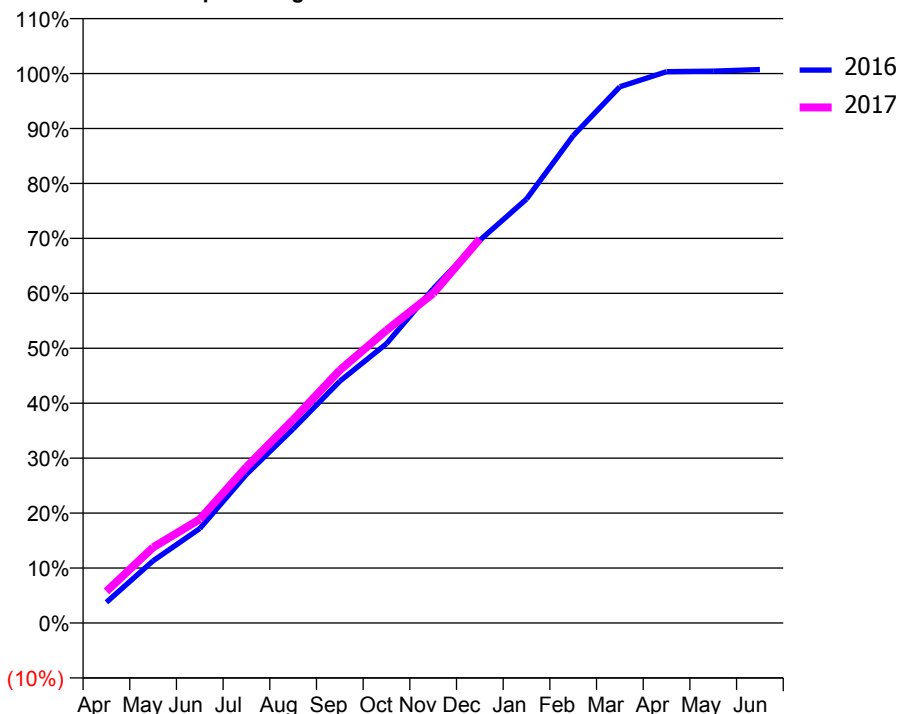
### ACCESS\*

Patients seen in 24 months	Total	Change since previous quarter
Quarter ending December 2015	8,010	
Quarter ending March 2016	7,716	↓
Quarter ending June 2016	7,662	→
Quarter ending September 2016	7,647	→
Quarter ending December 2016	7,668	→
<b>Variance since December 2015</b>	<b>(4.3%)</b>	<b>↓</b>



### ACTIVITY

Cumulative percentage of contracted UDA delivered 2016 & 2017



Month	Adjusted Scheduled Activity (UDA)	
	2016	2017
April	801	1,226
May	2,402	2,925
June	3,650	4,011
July	5,747	6,032
August	7,497	7,853
September	9,341	9,769
October	10,791	11,309
November	12,911	12,734
December	14,787	14,842
January	16,380	
February	18,830	
March	20,717	
April	21,301	
May	21,323	
June	21,383	

### QUALITY

	Quantity	Base Number	Contract	AT	Region	England
% of FP17s for the same patient ID Re-attending within 3 months - Children	121	1,632	7.4%	13.0%	13.4%	12.4%
% of FP17s for the same patient ID Re-attending within 3 months - Adults	1,328	7,514	17.7%	17.4%	17.3%	16.6%
% of FP17s for the same patient ID Re-attending between 3 & 9 months - Children	1,109	1,632	68.0%	57.2%	58.9%	57.5%
% of FP17s for the same patient ID Re-attending between 3 & 9 months - Adults	3,997	7,514	53.2%	50.9%	52.5%	50.4%
% of FP17s for Band 1 Urgent Courses	843	8,735	9.7%	11.0%	9.3%	9.1%
% of FP17s Relating to Free Repair or Replacements	120	8,735	1.4%	0.9%	1.0%	0.8%
% of FP17s Relating to Continuations	43	8,735	0.5%	1.3%	1.5%	1.3%
% of Patients satisfied with the dentistry they have received	11	15	73.3%	92.3%	93.1%	92.7%
% of Patients satisfied with the time they had to wait for an appointment	14	15	93.3%	88.9%	89.8%	88.8%

\* This is based on patients treated on this contract for their most recent course of treatment. Figures in italics indicate the base number of FP17s or Patient Questionnaire responses are less than 100. N/A is shown where the base number of responses is less than 10 during the period. % is calculated as Quantity/Base number\*100



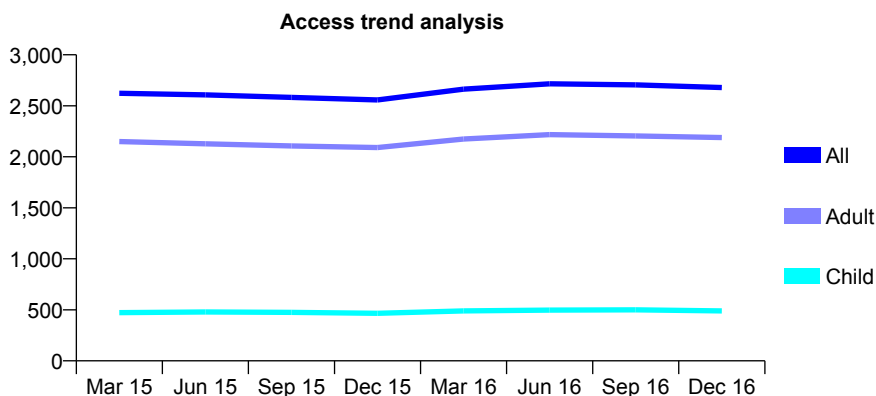
## Q47 - Vital Signs At a Glance Contract Report for 999350/0001 - December 2016

Name or company name	MISS EA LEAVER
Contract type name	GDS Contract
Purpose of contract	General
Contract start date	01/04/2006
Contract end date	

16/17 Contracted general activity (UDA)	8,727
Carry forward general activity (UDA)	35
16/17 Contracted orthodontic activity (UOA)	0
Carry forward orthodontic activity (UOA)	0
Baseline contract value	£167,605.19

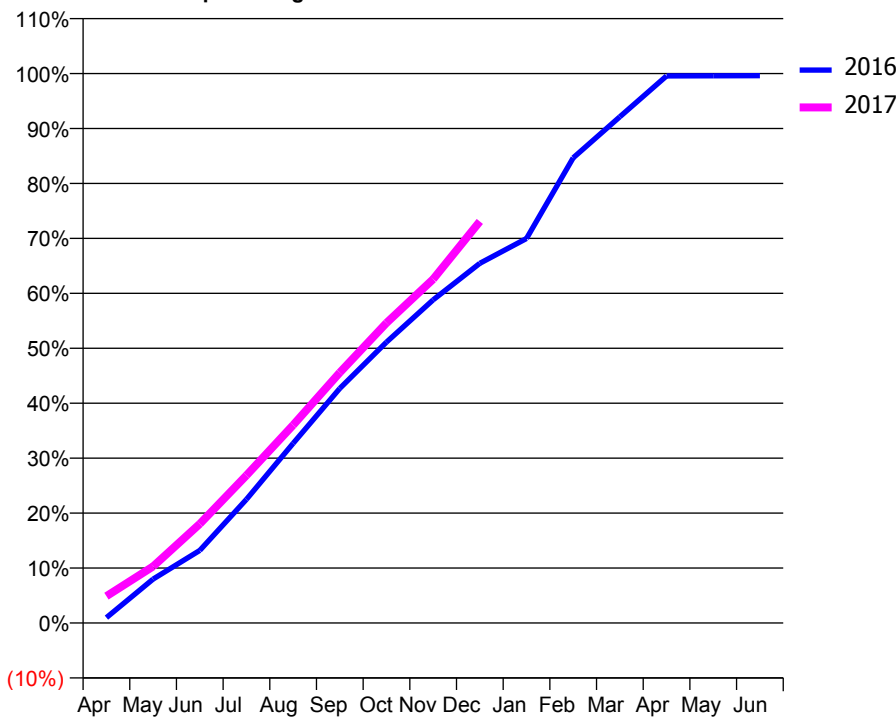
### ACCESS\*

Patients seen in 24 months	Total	Change since previous quarter
Quarter ending December 2015	2,557	
Quarter ending March 2016	2,664	↑
Quarter ending June 2016	2,716	→
Quarter ending September 2016	2,705	→
Quarter ending December 2016	2,679	→
<b>Variance since December 2015</b>	<b>4.8%</b>	<b>↑</b>



### ACTIVITY

Cumulative percentage of contracted UDA delivered 2016 & 2017



Month	Adjusted Scheduled Activity (UDA)	
	2016	2017
April	87	426
May	698	899
June	1,153	1,575
July	1,963	2,345
August	2,854	3,143
September	3,727	3,978
October	4,462	4,767
November	5,132	5,460
December	5,713	6,378
January	6,106	
February	7,389	
March	8,040	
April	8,689	
May	8,690	
June	8,692	

### QUALITY

	Quantity	Base Number	Contract	AT	Region	England
% of FP17s for the same patient ID Re-attending within 3 months - Children	61	625	9.8%	13.0%	13.4%	12.4%
% of FP17s for the same patient ID Re-attending within 3 months - Adults	559	2,879	19.4%	17.4%	17.3%	16.6%
% of FP17s for the same patient ID Re-attending between 3 & 9 months - Children	368	625	58.9%	57.2%	58.9%	57.5%
% of FP17s for the same patient ID Re-attending between 3 & 9 months - Adults	1,430	2,879	49.7%	50.9%	52.5%	50.4%
% of FP17s for Band 1 Urgent Courses	496	3,173	15.6%	11.0%	9.3%	9.1%
% of FP17s Relating to Free Repair or Replacements	0	3,173	0.0%	0.9%	1.0%	0.8%
% of FP17s Relating to Continuations	21	3,173	0.7%	1.3%	1.5%	1.3%
% of Patients satisfied with the dentistry they have received	6	8	N/A	92.3%	93.1%	92.7%
% of Patients satisfied with the time they had to wait for an appointment	7	8	N/A	88.9%	89.8%	88.8%

\* This is based on patients treated on this contract for their most recent course of treatment. Figures in italics indicate the base number of FP17s or Patient Questionnaire responses are less than 100. N/A is shown where the base number of responses is less than 10 during the period. % is calculated as Quantity/Base number\*100

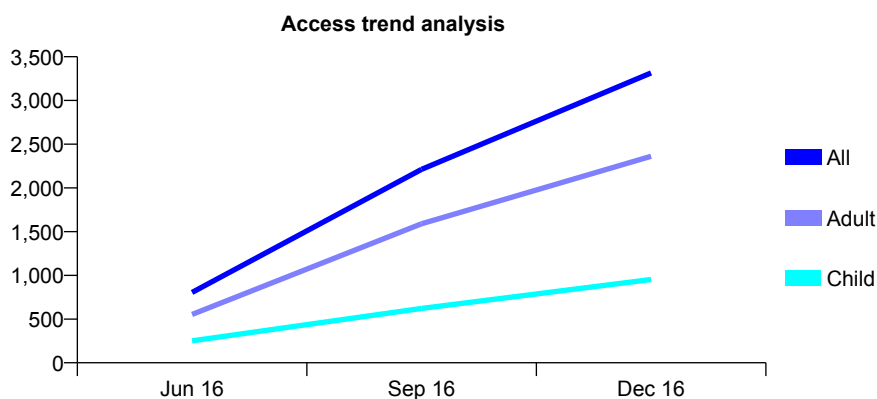
## Q48 - Vital Signs At a Glance Contract Report for 100096/0000 - December 2016

Name or company name	Care (Lancashire) Ltd
Contract type name	GDS Contract
Purpose of contract	General
Contract start date	01/04/2016
Contract end date	

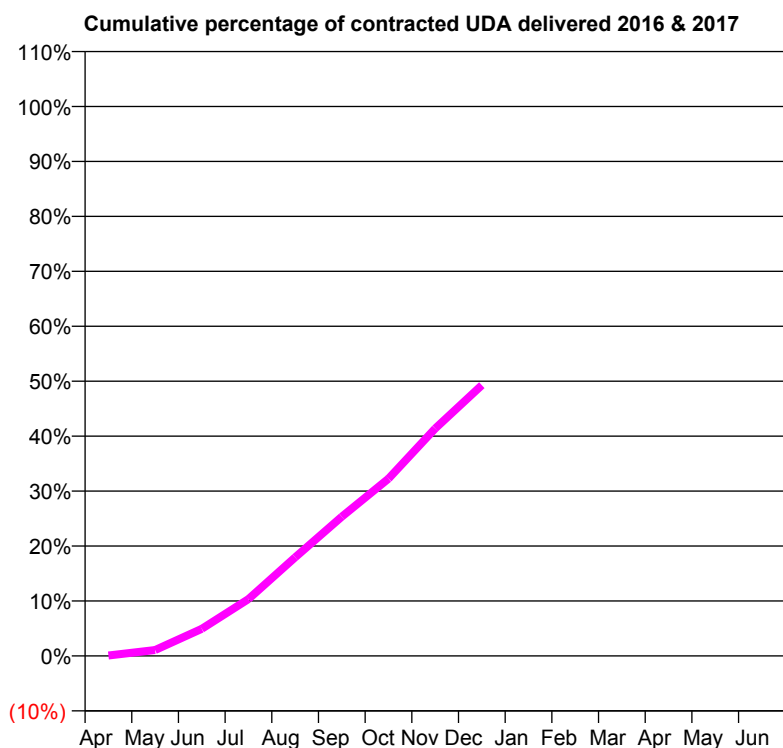
16/17 Contracted general activity (UDA)	19,000
Carry forward general activity (UDA)	0
16/17 Contracted orthodontic activity (UOA)	0
Carry forward orthodontic activity (UOA)	0
Baseline contract value	£382,879.07

### ACCESS\*

Patients seen in 24 months	Total	Change since previous quarter
Quarter ending December 2015	0	
Quarter ending March 2016	0	
Quarter ending June 2016	804	↑
Quarter ending September 2016	2,212	↑
Quarter ending December 2016	3,314	↑
<b>Variance since December 2015</b>	N/A	



### ACTIVITY



Month	Adjusted Scheduled Activity (UDA)	
	2016	2017
April	0	15
May	0	205
June	0	937
July	0	1,966
August	0	3,409
September	0	4,816
October	0	6,128
November	0	7,866
December	0	9,361
January	0	
February	0	
March	0	
April	0	
May	0	
June	0	

### QUALITY

	Quantity	Base Number	Contract	AT	Region	England
% of FP17s for the same patient ID Re-attending within 3 months - Children	72	1,135	6.3%	12.5%	13.4%	12.4%
% of FP17s for the same patient ID Re-attending within 3 months - Adults	316	2,953	10.7%	17.6%	17.3%	16.6%
% of FP17s for the same patient ID Re-attending between 3 & 9 months - Children	181	1,135	15.9%	53.9%	58.9%	57.5%
% of FP17s for the same patient ID Re-attending between 3 & 9 months - Adults	475	2,953	16.1%	44.9%	52.5%	50.4%
% of FP17s for Band 1 Urgent Courses	250	4,088	6.1%	11.6%	9.3%	9.1%
% of FP17s Relating to Free Repair or Replacements	7	4,088	0.2%	1.0%	1.0%	0.8%
% of FP17s Relating to Continuations	85	4,088	2.1%	1.4%	1.5%	1.3%
% of Patients satisfied with the dentistry they have received	0	0	N/A	93.9%	93.1%	92.7%
% of Patients satisfied with the time they had to wait for an appointment	0	0	N/A	89.2%	89.8%	88.8%

\* This is based on patients treated on this contract for their most recent course of treatment. Figures in italics indicate the base number of FP17s or Patient Questionnaire responses are less than 100. N/A is shown where the base number of responses is less than 10 during the period. % is calculated as Quantity/Base number\*100

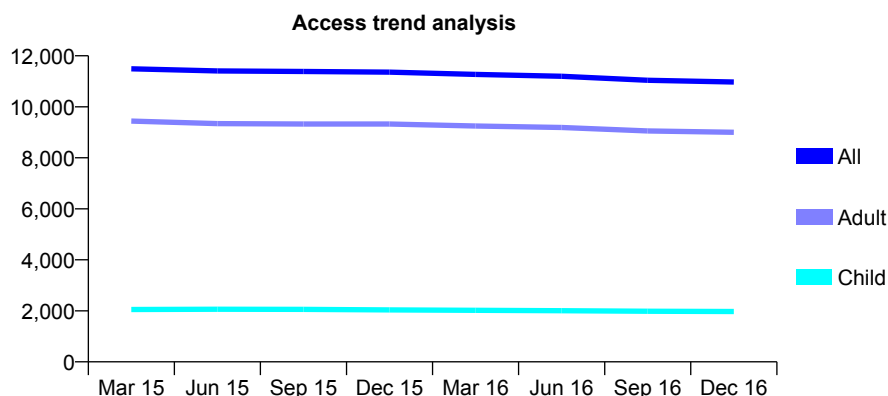
## Q48 - Vital Signs At a Glance Contract Report for 101281/0115 - December 2016

Name or company name	OASIS DENTAL CARE LTD
Contract type name	GDS Contract
Purpose of contract	General
Contract start date	01/04/2006
Contract end date	

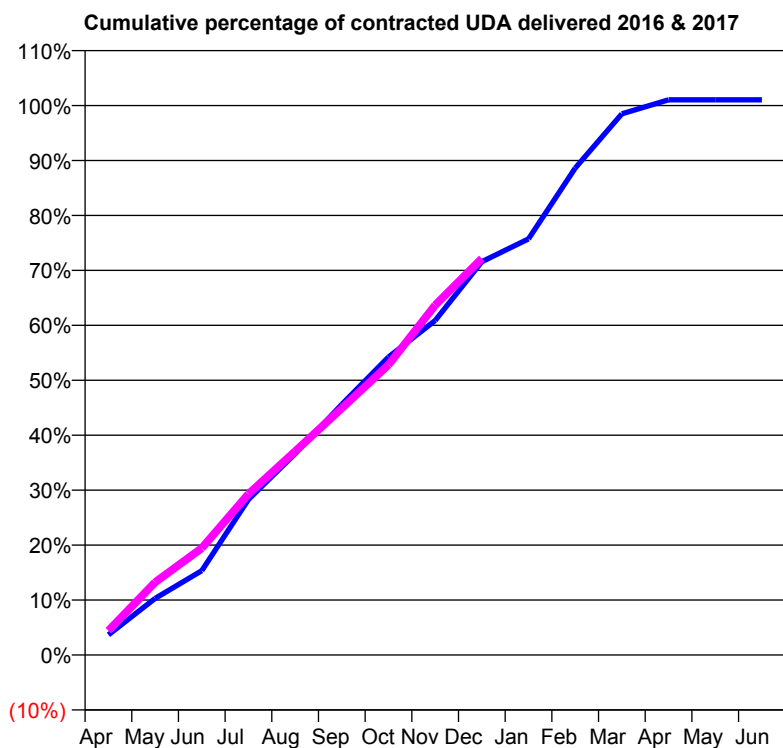
16/17 Contracted general activity (UDA)	34,474
Carry forward general activity (UDA)	0
16/17 Contracted orthodontic activity (UOA)	0
Carry forward orthodontic activity (UOA)	0
Baseline contract value	£947,884.99

### ACCESS\*

Patients seen in 24 months	Total	Change since previous quarter
Quarter ending December 2015	11,362	
Quarter ending March 2016	11,270	→
Quarter ending June 2016	11,195	→
Quarter ending September 2016	11,039	↓
Quarter ending December 2016	10,971	→
<b>Variance since December 2015</b>	<b>(3.4%)</b>	<b>↓</b>



### ACTIVITY



Month	Adjusted Scheduled Activity (UDA)	
	2016	2017
April	1,268	1,527
May	3,550	4,563
June	5,288	6,704
July	9,763	10,104
August	12,629	12,778
September	15,723	15,480
October	18,690	18,205
November	20,983	21,947
December	24,676	24,875
January	26,106	
February	30,551	
March	33,950	
April	34,828	
May	34,828	
June	34,829	

### QUALITY

	Quantity	Base Number	Contract	AT	Region	England
% of FP17s for the same patient ID Re-attending within 3 months - Children	265	2,649	10.0%	12.5%	13.4%	12.4%
% of FP17s for the same patient ID Re-attending within 3 months - Adults	1,920	11,461	16.8%	17.6%	17.3%	16.6%
% of FP17s for the same patient ID Re-attending between 3 & 9 months - Children	1,873	2,649	70.7%	53.9%	58.9%	57.5%
% of FP17s for the same patient ID Re-attending between 3 & 9 months - Adults	7,351	11,461	64.1%	44.9%	52.5%	50.4%
% of FP17s for Band 1 Urgent Courses	867	13,544	6.4%	11.6%	9.3%	9.1%
% of FP17s Relating to Free Repair or Replacements	297	13,544	2.2%	1.0%	1.0%	0.8%
% of FP17s Relating to Continuations	224	13,544	1.7%	1.4%	1.5%	1.3%
% of Patients satisfied with the dentistry they have received	31	32	96.9%	93.9%	93.1%	92.7%
% of Patients satisfied with the time they had to wait for an appointment	28	32	87.5%	89.2%	89.8%	88.8%

\* This is based on patients treated on this contract for their most recent course of treatment. Figures in italics indicate the base number of FP17s or Patient Questionnaire responses are less than 100. N/A is shown where the base number of responses is less than 10 during the period. % is calculated as Quantity/Base number\*100

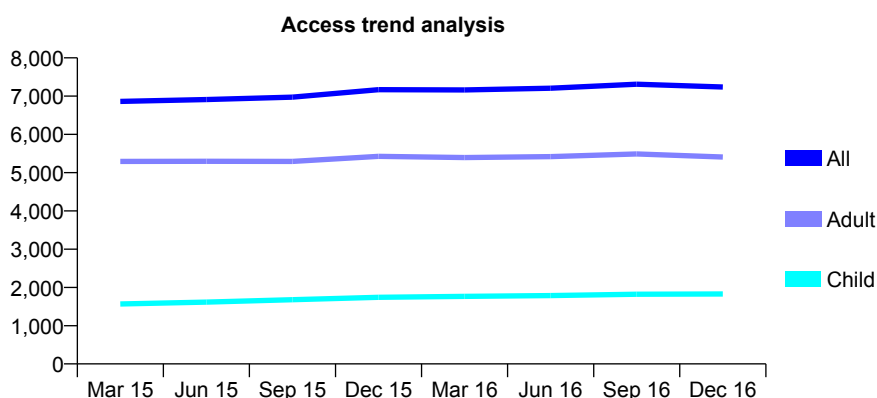
## Q48 - Vital Signs At a Glance Contract Report for 101281/0168 - December 2016

Name or company name	OASIS DENTAL CARE LTD
Contract type name	GDS Contract
Purpose of contract	General
Contract start date	29/05/2007
Contract end date	

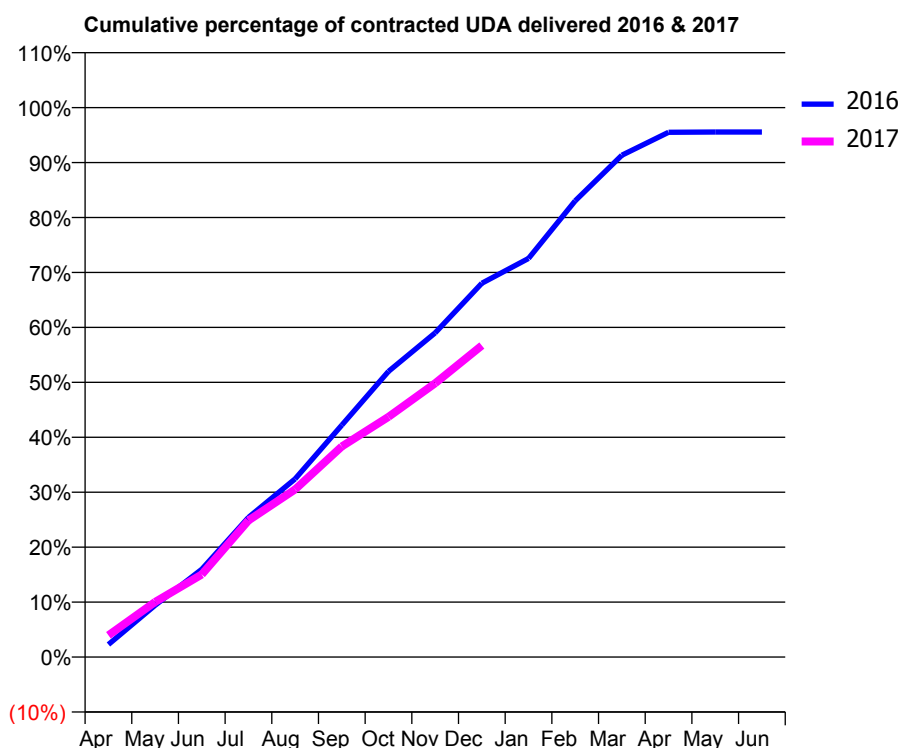
16/17 Contracted general activity (UDA)	20,675
Carry forward general activity (UDA)	0
16/17 Contracted orthodontic activity (UOA)	0
Carry forward orthodontic activity (UOA)	0
Baseline contract value	£562,627.31

### ACCESS\*

Patients seen in 24 months	Total	Change since previous quarter
Quarter ending December 2015	7,167	
Quarter ending March 2016	7,161	→
Quarter ending June 2016	7,207	→
Quarter ending September 2016	7,310	→
Quarter ending December 2016	7,237	→
<b>Variance since December 2015</b>	<b>1.0%</b>	<b>→</b>



### ACTIVITY



Month	Adjusted Scheduled Activity (UDA)	
	2016	2017
April	473	820
May	1,950	2,077
June	3,305	3,107
July	5,253	5,141
August	6,706	6,309
September	8,730	7,923
October	10,749	9,040
November	12,199	10,302
December	14,064	11,722
January	15,001	
February	17,164	
March	18,880	
April	19,747	
May	19,754	
June	19,757	

### QUALITY

	Quantity	Base Number	Contract	AT	Region	England
% of FP17s for the same patient ID Re-attending within 3 months - Children	176	1,738	10.1%	12.5%	13.4%	12.4%
% of FP17s for the same patient ID Re-attending within 3 months - Adults	668	4,640	14.4%	17.6%	17.3%	16.6%
% of FP17s for the same patient ID Re-attending between 3 & 9 months - Children	873	1,738	50.2%	53.9%	58.9%	57.5%
% of FP17s for the same patient ID Re-attending between 3 & 9 months - Adults	2,119	4,640	45.7%	44.9%	52.5%	50.4%
% of FP17s for Band 1 Urgent Courses	1,368	6,017	22.7%	11.6%	9.3%	9.1%
% of FP17s Relating to Free Repair or Replacements	21	6,017	0.3%	1.0%	1.0%	0.8%
% of FP17s Relating to Continuations	63	6,017	1.0%	1.4%	1.5%	1.3%
% of Patients satisfied with the dentistry they have received	8	8	N/A	93.9%	93.1%	92.7%
% of Patients satisfied with the time they had to wait for an appointment	8	8	N/A	89.2%	89.8%	88.8%

\* This is based on patients treated on this contract for their most recent course of treatment. Figures in italics indicate the base number of FP17s or Patient Questionnaire responses are less than 100. N/A is shown where the base number of responses is less than 10 during the period. % is calculated as Quantity/Base number\*100

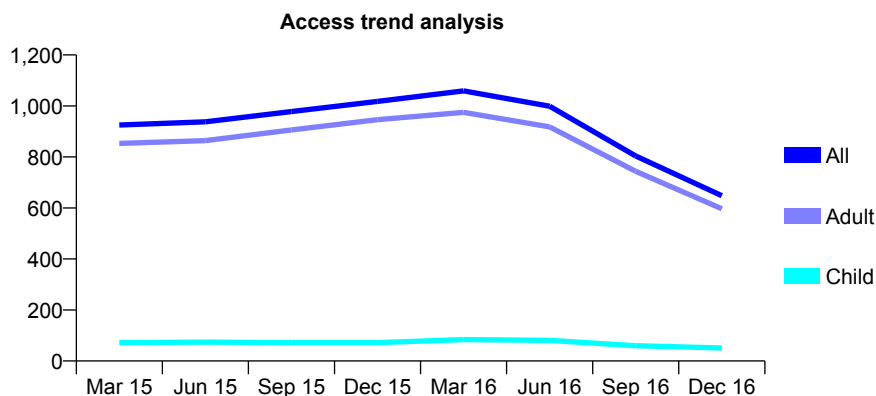
## Q48 - Vital Signs At a Glance Contract Report for 101281/0174 - December 2016

Name or company name	OASIS DENTAL CARE LTD
Contract type name	GDS Contract
Purpose of contract	General
Contract start date	08/10/2007
Contract end date	31/05/2016

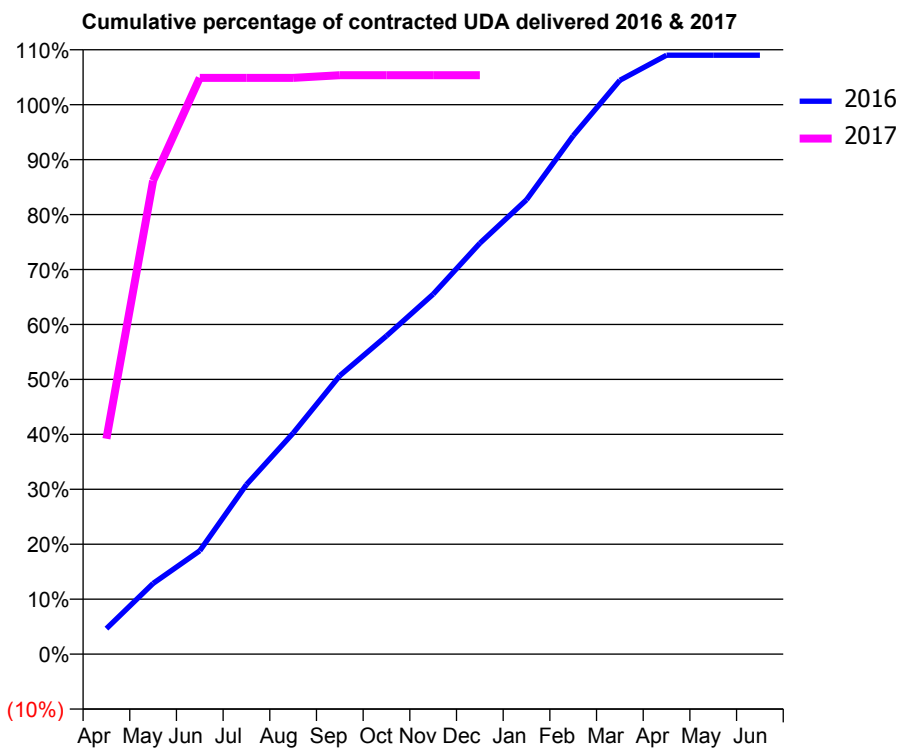
16/17 Contracted general activity (UDA)	250
Carry forward general activity (UDA)	0
16/17 Contracted orthodontic activity (UOA)	0
Carry forward orthodontic activity (UOA)	0
Baseline contract value	£13,020.66

### ACCESS\*

Patients seen in 24 months	Total	Change since previous quarter
Quarter ending December 2015	1,018	
Quarter ending March 2016	1,059	↑
Quarter ending June 2016	999	↓
Quarter ending September 2016	804	↓
Quarter ending December 2016	648	↓
<b>Variance since December 2015</b>	<b>(36.3%)</b>	<b>↓</b>



### ACTIVITY



Month	Adjusted Scheduled Activity (UDA)	
	2016	2017
April	70	98
May	193	215
June	282	262
July	463	262
August	603	262
September	760	263
October	869	263
November	983	263
December	1,122	263
January	1,240	
February	1,415	
March	1,566	
April	1,635	
May	1,635	
June	1,635	

### QUALITY

	Quantity	Base Number	Contract	AT	Region	England
% of FP17s for the same patient ID Re-attending within 3 months - Children	1	22	4.5%	12.5%	13.4%	12.4%
% of FP17s for the same patient ID Re-attending within 3 months - Adults	34	260	13.1%	17.6%	17.3%	16.6%
% of FP17s for the same patient ID Re-attending between 3 & 9 months - Children	0	22	0.0%	53.9%	58.9%	57.5%
% of FP17s for the same patient ID Re-attending between 3 & 9 months - Adults	12	260	4.6%	44.9%	52.5%	50.4%
% of FP17s for Band 1 Urgent Courses	212	225	94.2%	11.6%	9.3%	9.1%
% of FP17s Relating to Free Repair or Replacements	0	225	0.0%	1.0%	1.0%	0.8%
% of FP17s Relating to Continuations	0	225	0.0%	1.4%	1.5%	1.3%
% of Patients satisfied with the dentistry they have received	0	0	N/A	93.9%	93.1%	92.7%
% of Patients satisfied with the time they had to wait for an appointment	0	0	N/A	89.2%	89.8%	88.8%

\* This is based on patients treated on this contract for their most recent course of treatment. Figures in italics indicate the base number of FP17s or Patient Questionnaire responses are less than 100. N/A is shown where the base number of responses is less than 10 during the period. % is calculated as Quantity/Base number\*100

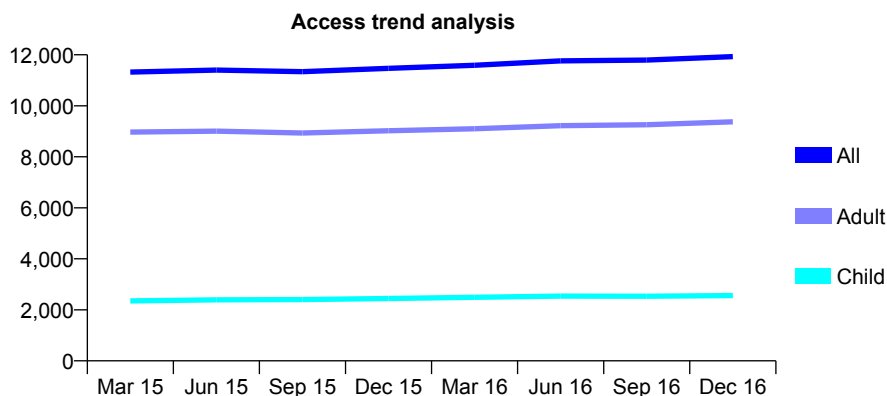
## Q48 - Vital Signs At a Glance Contract Report for 101338/0039 - December 2016

Name or company name	Whitecross Dental Care Limited
Contract type name	GDS Contract
Purpose of contract	General
Contract start date	01/04/2006
Contract end date	

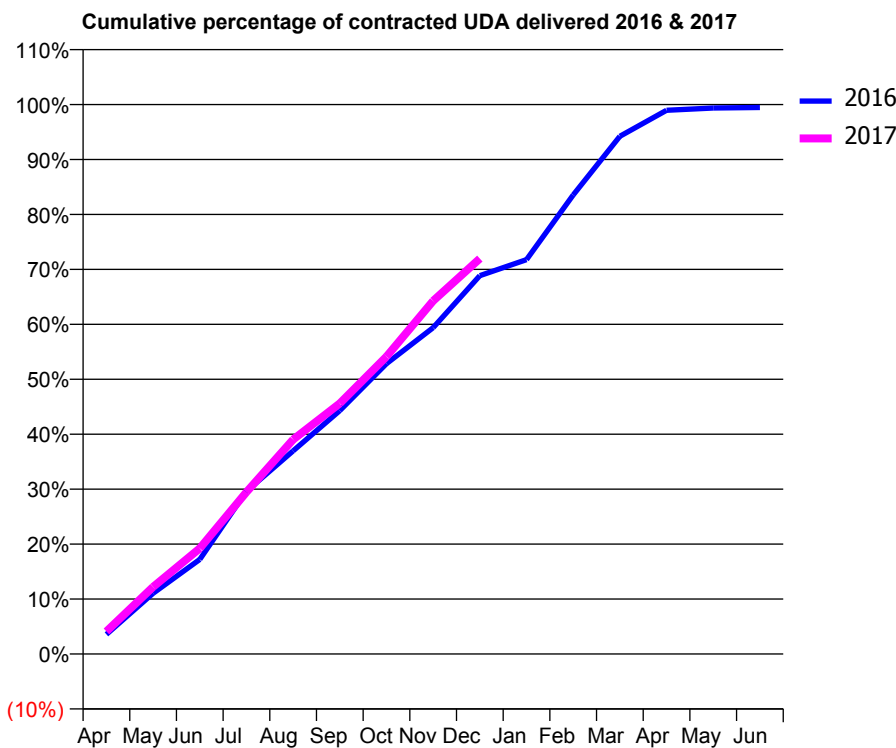
16/17 Contracted general activity (UDA)	39,698
Carry forward general activity (UDA)	215
16/17 Contracted orthodontic activity (UOA)	0
Carry forward orthodontic activity (UOA)	0
Baseline contract value	£1,012,703.04

### ACCESS\*

Patients seen in 24 months	Total	Change since previous quarter
Quarter ending December 2015	11,471	
Quarter ending March 2016	11,590	→
Quarter ending June 2016	11,760	→
Quarter ending September 2016	11,793	→
Quarter ending December 2016	11,930	→
<b>Variance since December 2015</b>	<b>4.0%</b>	<b>↑</b>



### ACTIVITY



Month	Adjusted Scheduled Activity (UDA)	
	2016	2017
April	1,420	1,629
May	4,385	4,852
June	6,838	7,632
July	11,762	11,701
August	14,672	15,491
September	17,584	18,106
October	20,973	21,488
November	23,583	25,515
December	27,334	28,570
January	28,493	
February	33,166	
March	37,406	
April	39,276	
May	39,440	
June	39,483	

### QUALITY

	Quantity	Base Number	Contract	AT	Region	England
% of FP17s for the same patient ID Re-attending within 3 months - Children	238	2,455	9.7%	12.5%	13.4%	12.4%
% of FP17s for the same patient ID Re-attending within 3 months - Adults	1,313	8,388	15.7%	17.6%	17.3%	16.6%
% of FP17s for the same patient ID Re-attending between 3 & 9 months - Children	1,142	2,455	46.5%	53.9%	58.9%	57.5%
% of FP17s for the same patient ID Re-attending between 3 & 9 months - Adults	3,532	8,388	42.1%	44.9%	52.5%	50.4%
% of FP17s for Band 1 Urgent Courses	927	10,106	9.2%	11.6%	9.3%	9.1%
% of FP17s Relating to Free Repair or Replacements	45	10,106	0.4%	1.0%	1.0%	0.8%
% of FP17s Relating to Continuations	168	10,106	1.7%	1.4%	1.5%	1.3%
% of Patients satisfied with the dentistry they have received	23	27	85.2%	93.9%	93.1%	92.7%
% of Patients satisfied with the time they had to wait for an appointment	24	27	88.9%	89.2%	89.8%	88.8%

\* This is based on patients treated on this contract for their most recent course of treatment. Figures in italics indicate the base number of FP17s or Patient Questionnaire responses are less than 100. N/A is shown where the base number of responses is less than 10 during the period. % is calculated as Quantity/Base number\*100

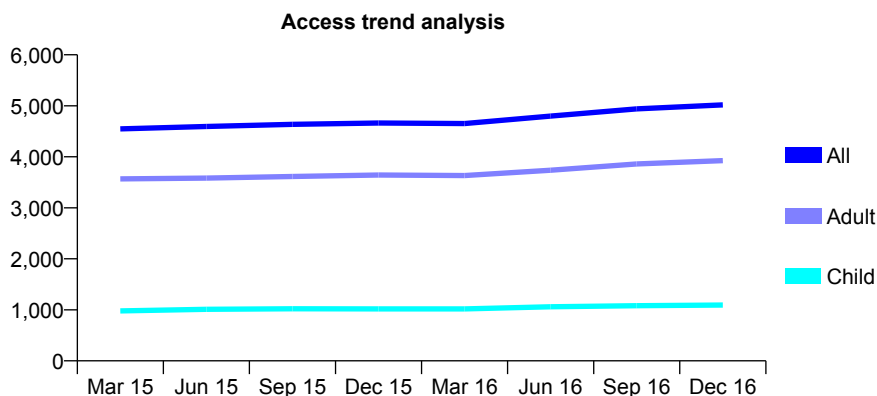
## Q48 - Vital Signs At a Glance Contract Report for 101338/0061 - December 2016

Name or company name	Whitecross Dental Care Limited
Contract type name	GDS Contract
Purpose of contract	General
Contract start date	01/03/2008
Contract end date	

16/17 Contracted general activity (UDA)	18,976
Carry forward general activity (UDA)	0
16/17 Contracted orthodontic activity (UOA)	0
Carry forward orthodontic activity (UOA)	0
Baseline contract value	£484,187.27

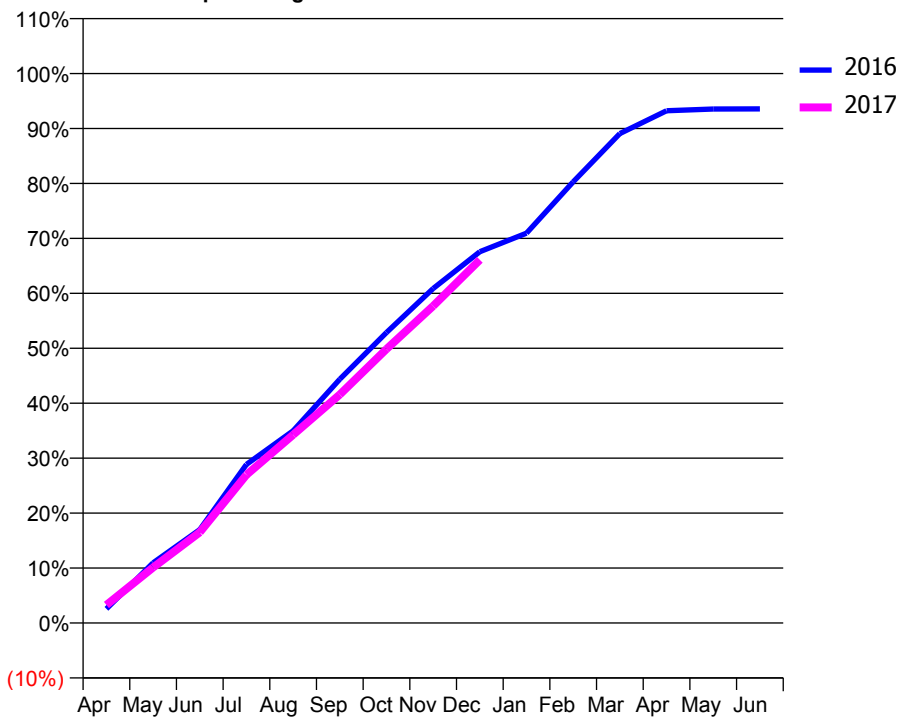
### ACCESS\*

Patients seen in 24 months	Total	Change since previous quarter
Quarter ending December 2015	4,662	
Quarter ending March 2016	4,651	→
Quarter ending June 2016	4,798	↑
Quarter ending September 2016	4,941	↑
Quarter ending December 2016	5,018	→
<b>Variance since December 2015</b>	<b>7.6%</b>	<b>↑</b>



### ACTIVITY

**Cumulative percentage of contracted UDA delivered 2016 & 2017**



Month	Adjusted Scheduled Activity (UDA)	
	2016	2017
April	492	622
May	2,079	1,917
June	3,225	3,132
July	5,477	5,117
August	6,638	6,501
September	8,418	7,891
October	10,030	9,461
November	11,551	10,946
December	12,821	12,542
January	13,465	
February	15,236	
March	16,902	
April	17,690	
May	17,751	
June	17,752	

### QUALITY

	Quantity	Base Number	Contract	AT	Region	England
% of FP17s for the same patient ID Re-attending within 3 months - Children	99	1,089	9.1%	12.5%	13.4%	12.4%
% of FP17s for the same patient ID Re-attending within 3 months - Adults	456	3,249	14.0%	17.6%	17.3%	16.6%
% of FP17s for the same patient ID Re-attending between 3 & 9 months - Children	492	1,089	45.2%	53.9%	58.9%	57.5%
% of FP17s for the same patient ID Re-attending between 3 & 9 months - Adults	1,227	3,249	37.8%	44.9%	52.5%	50.4%
% of FP17s for Band 1 Urgent Courses	326	4,106	7.9%	11.6%	9.3%	9.1%
% of FP17s Relating to Free Repair or Replacements	50	4,106	1.2%	1.0%	1.0%	0.8%
% of FP17s Relating to Continuations	82	4,106	2.0%	1.4%	1.5%	1.3%
% of Patients satisfied with the dentistry they have received	9	9	N/A	93.9%	93.1%	92.7%
% of Patients satisfied with the time they had to wait for an appointment	9	9	N/A	89.2%	89.8%	88.8%

\* This is based on patients treated on this contract for their most recent course of treatment. Figures in italics indicate the base number of FP17s or Patient Questionnaire responses are less than 100. N/A is shown where the base number of responses is less than 10 during the period. % is calculated as Quantity/Base number\*100



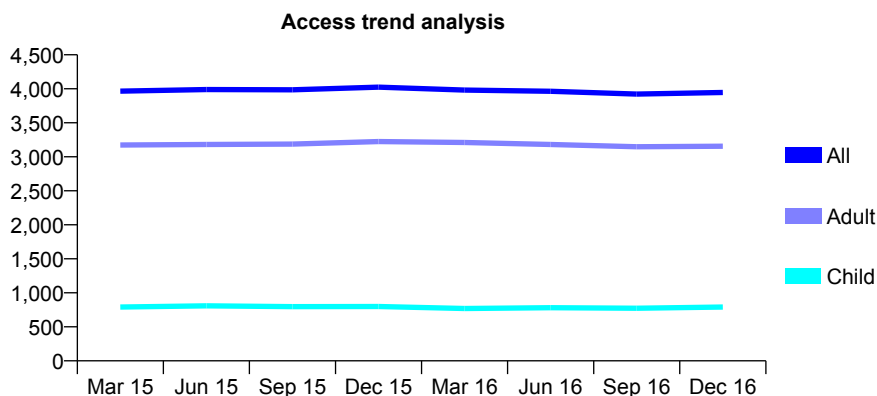
## Q48 - Vital Signs At a Glance Contract Report for 101338/0063 - December 2016

Name or company name	Whitecross Dental Care Limited
Contract type name	GDS Contract
Purpose of contract	General
Contract start date	01/04/2008
Contract end date	

16/17 Contracted general activity (UDA)	13,627
Carry forward general activity (UDA)	0
16/17 Contracted orthodontic activity (UOA)	0
Carry forward orthodontic activity (UOA)	0
Baseline contract value	£351,940.61

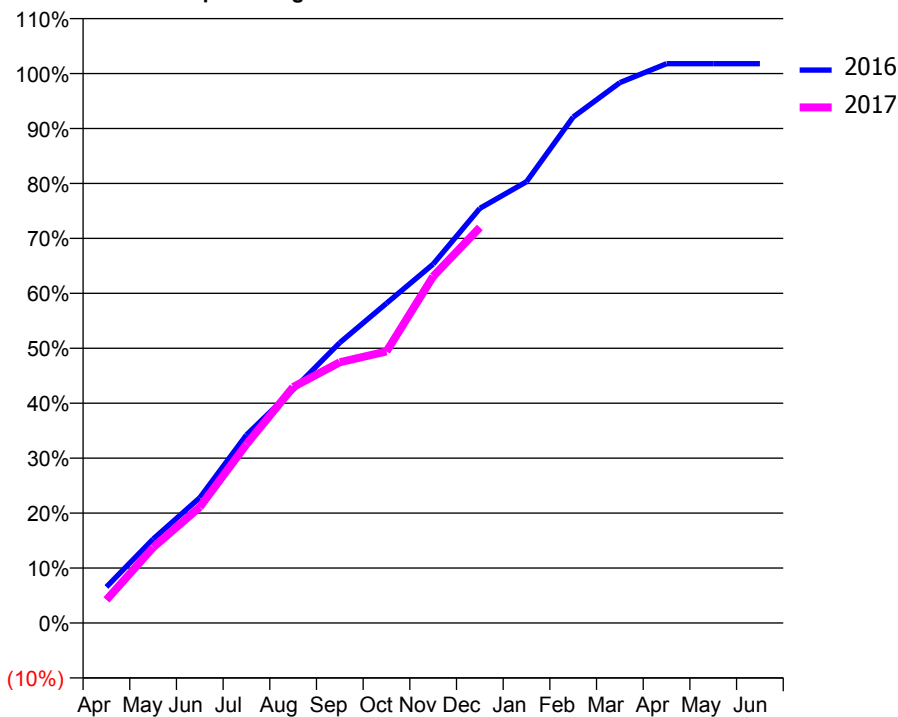
### ACCESS\*

Patients seen in 24 months	Total	Change since previous quarter
Quarter ending December 2015	4,024	
Quarter ending March 2016	3,981	↓
Quarter ending June 2016	3,963	→
Quarter ending September 2016	3,923	↓
Quarter ending December 2016	3,946	→
<b>Variance since December 2015</b>	<b>(1.9%)</b>	<b>↓</b>



### ACTIVITY

Cumulative percentage of contracted UDA delivered 2016 & 2017



Adjusted Scheduled Activity (UDA)

Month	2016	2017
April	893	574
May	2,082	1,873
June	3,105	2,876
July	4,663	4,433
August	5,786	5,852
September	6,952	6,467
October	7,927	6,735
November	8,901	8,595
December	10,284	9,811
January	10,945	
February	12,549	
March	13,402	
April	13,871	
May	13,871	
June	13,872	

### QUALITY

	Quantity	Base Number	Contract	AT	Region	England
% of FP17s for the same patient ID Re-attending within 3 months - Children	39	728	5.4%	12.5%	13.4%	12.4%
% of FP17s for the same patient ID Re-attending within 3 months - Adults	328	2,877	11.4%	17.6%	17.3%	16.6%
% of FP17s for the same patient ID Re-attending between 3 & 9 months - Children	334	728	45.9%	53.9%	58.9%	57.5%
% of FP17s for the same patient ID Re-attending between 3 & 9 months - Adults	1,464	2,877	50.9%	44.9%	52.5%	50.4%
% of FP17s for Band 1 Urgent Courses	181	3,481	5.2%	11.6%	9.3%	9.1%
% of FP17s Relating to Free Repair or Replacements	24	3,481	0.7%	1.0%	1.0%	0.8%
% of FP17s Relating to Continuations	44	3,481	1.3%	1.4%	1.5%	1.3%
% of Patients satisfied with the dentistry they have received	7	8	N/A	93.9%	93.1%	92.7%
% of Patients satisfied with the time they had to wait for an appointment	8	8	N/A	89.2%	89.8%	88.8%

\* This is based on patients treated on this contract for their most recent course of treatment. Figures in italics indicate the base number of FP17s or Patient Questionnaire responses are less than 100. N/A is shown where the base number of responses is less than 10 during the period. % is calculated as Quantity/Base number\*100

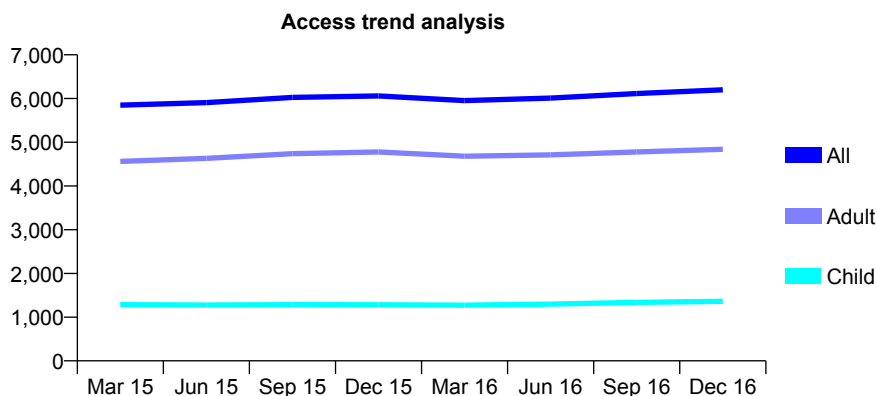
## Q48 - Vital Signs At a Glance Contract Report for 101370/0051 - December 2016

Name or company name	Petrie Tucker & Partners Ltd
Contract type name	GDS Contract
Purpose of contract	General
Contract start date	01/04/2006
Contract end date	

16/17 Contracted general activity (UDA)	20,143
Carry forward general activity (UDA)	0
16/17 Contracted orthodontic activity (UOA)	0
Carry forward orthodontic activity (UOA)	0
Baseline contract value	£513,854.39

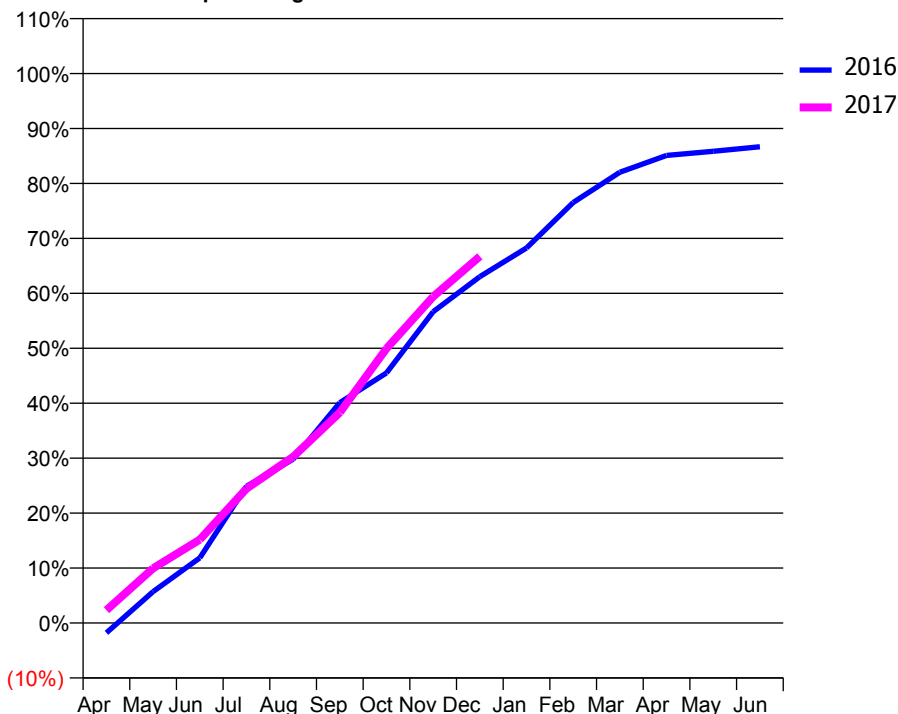
### ACCESS\*

Patients seen in 24 months	Total	Change since previous quarter
Quarter ending December 2015	6,059	
Quarter ending March 2016	5,953	↓
Quarter ending June 2016	6,009	→
Quarter ending September 2016	6,115	→
Quarter ending December 2016	6,199	→
<b>Variance since December 2015</b>	<b>2.3%</b>	<b>↑</b>



### ACTIVITY

Cumulative percentage of contracted UDA delivered 2016 & 2017



Month	Adjusted Scheduled Activity (UDA)	
	2016	2017
April	-362	469
May	1,149	2,006
June	2,389	3,057
July	5,011	4,923
August	6,006	6,092
September	8,078	7,714
October	9,169	10,062
November	11,410	11,964
December	12,697	13,439
January	13,749	
February	15,413	
March	16,526	
April	17,139	
May	17,292	
June	17,458	

### QUALITY

	Quantity	Base Number	Contract	AT	Region	England
% of FP17s for the same patient ID Re-attending within 3 months - Children	96	1,330	7.2%	12.5%	13.4%	12.4%
% of FP17s for the same patient ID Re-attending within 3 months - Adults	721	4,390	16.4%	17.6%	17.3%	16.6%
% of FP17s for the same patient ID Re-attending between 3 & 9 months - Children	551	1,330	41.4%	53.9%	58.9%	57.5%
% of FP17s for the same patient ID Re-attending between 3 & 9 months - Adults	1,699	4,390	38.7%	44.9%	52.5%	50.4%
% of FP17s for Band 1 Urgent Courses	416	5,322	7.8%	11.6%	9.3%	9.1%
% of FP17s Relating to Free Repair or Replacements	30	5,322	0.6%	1.0%	1.0%	0.8%
% of FP17s Relating to Continuations	151	5,322	2.8%	1.4%	1.5%	1.3%
% of Patients satisfied with the dentistry they have received	3	4	N/A	93.9%	93.1%	92.7%
% of Patients satisfied with the time they had to wait for an appointment	3	4	N/A	89.2%	89.8%	88.8%

\* This is based on patients treated on this contract for their most recent course of treatment. Figures in italics indicate the base number of FP17s or Patient Questionnaire responses are less than 100. N/A is shown where the base number of responses is less than 10 during the period. % is calculated as Quantity/Base number\*100

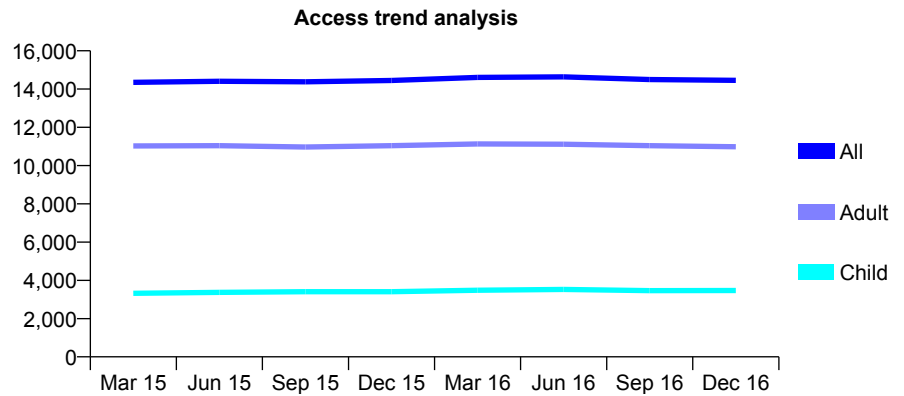
## Q48 - Vital Signs At a Glance Contract Report for 101370/0052 - December 2016

Name or company name	Petrie Tucker & Partners Ltd
Contract type name	GDS Contract
Purpose of contract	General
Contract start date	01/04/2006
Contract end date	

16/17 Contracted general activity (UDA)	49,672
Carry forward general activity (UDA)	-44
16/17 Contracted orthodontic activity (UOA)	0
Carry forward orthodontic activity (UOA)	0
Baseline contract value	£1,267,141.55

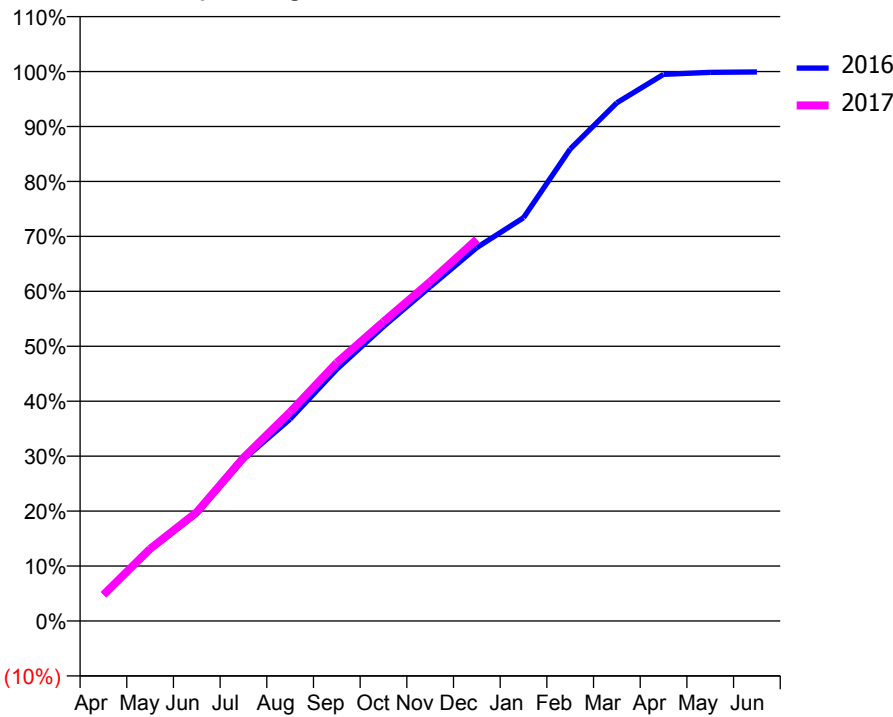
### ACCESS\*

Patients seen in 24 months	Total	Change since previous quarter
Quarter ending December 2015	14,449	
Quarter ending March 2016	14,612	→
Quarter ending June 2016	14,638	→
Quarter ending September 2016	14,498	→
Quarter ending December 2016	14,454	→
<b>Variance since December 2015</b>	<b>0.0%</b>	<b>→</b>



### ACTIVITY

Cumulative percentage of contracted UDA delivered 2016 & 2017



Month	Adjusted Scheduled Activity (UDA)	
	2016	2017
April	2,417	2,373
May	6,431	6,521
June	9,699	9,840
July	14,617	14,760
August	18,257	18,895
September	22,759	23,358
October	26,622	27,054
November	30,216	30,674
December	33,760	34,503
January	36,459	
February	42,664	
March	46,842	
April	49,416	
May	49,600	
June	49,628	

### QUALITY

	Quantity	Base Number	Contract	AT	Region	England
% of FP17s for the same patient ID Re-attending within 3 months - Children	260	3,315	7.8%	12.5%	13.4%	12.4%
% of FP17s for the same patient ID Re-attending within 3 months - Adults	1,178	9,000	13.1%	17.6%	17.3%	16.6%
% of FP17s for the same patient ID Re-attending between 3 & 9 months - Children	1,567	3,315	47.3%	53.9%	58.9%	57.5%
% of FP17s for the same patient ID Re-attending between 3 & 9 months - Adults	3,829	9,000	42.5%	44.9%	52.5%	50.4%
% of FP17s for Band 1 Urgent Courses	944	11,492	8.2%	11.6%	9.3%	9.1%
% of FP17s Relating to Free Repair or Replacements	64	11,492	0.6%	1.0%	1.0%	0.8%
% of FP17s Relating to Continuations	144	11,492	1.3%	1.4%	1.5%	1.3%
% of Patients satisfied with the dentistry they have received	16	19	84.2%	93.9%	93.1%	92.7%
% of Patients satisfied with the time they had to wait for an appointment	18	19	94.7%	89.2%	89.8%	88.8%

\* This is based on patients treated on this contract for their most recent course of treatment. Figures in italics indicate the base number of FP17s or Patient Questionnaire responses are less than 100. N/A is shown where the base number of responses is less than 10 during the period. % is calculated as Quantity/Base number\*100

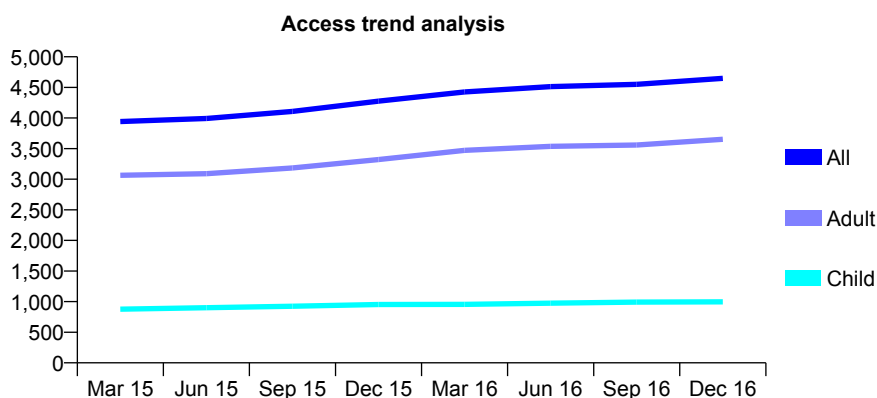
## Q48 - Vital Signs At a Glance Contract Report for 101370/0059 - December 2016

Name or company name	Petrie Tucker & Partners Ltd
Contract type name	GDS Contract
Purpose of contract	General
Contract start date	01/04/2006
Contract end date	

16/17 Contracted general activity (UDA)	15,940
Carry forward general activity (UDA)	0
16/17 Contracted orthodontic activity (UOA)	0
Carry forward orthodontic activity (UOA)	0
Baseline contract value	£440,544.98

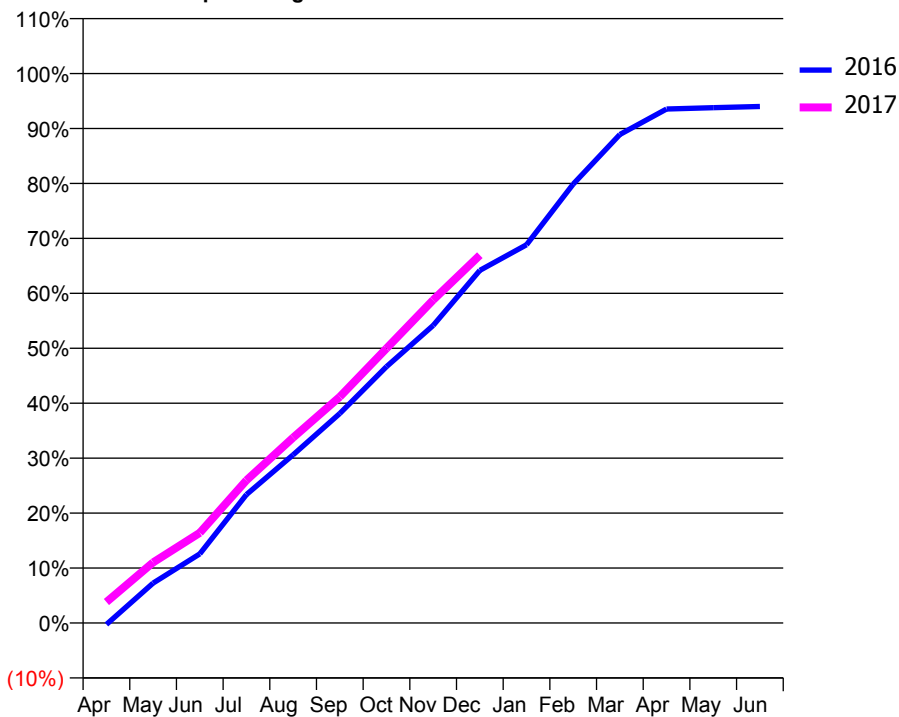
### ACCESS\*

Patients seen in 24 months	Total	Change since previous quarter
Quarter ending December 2015	4,275	
Quarter ending March 2016	4,426	↑
Quarter ending June 2016	4,514	→
Quarter ending September 2016	4,551	→
Quarter ending December 2016	4,649	↑
<b>Variance since December 2015</b>	<b>8.7%</b>	<b>↑</b>



### ACTIVITY

Cumulative percentage of contracted UDA delivered 2016 & 2017



Month	Adjusted Scheduled Activity (UDA)	
	2016	2017
April	-43	610
May	1,158	1,758
June	2,005	2,617
July	3,728	4,141
August	4,878	5,380
September	6,079	6,562
October	7,437	7,966
November	8,631	9,372
December	10,229	10,671
January	10,973	
February	12,733	
March	14,171	
April	14,910	
May	14,948	
June	14,982	

### QUALITY

	Quantity	Base Number	Contract	AT	Region	England
% of FP17s for the same patient ID Re-attending within 3 months - Children	100	1,123	8.9%	12.5%	13.4%	12.4%
% of FP17s for the same patient ID Re-attending within 3 months - Adults	408	3,275	12.5%	17.6%	17.3%	16.6%
% of FP17s for the same patient ID Re-attending between 3 & 9 months - Children	596	1,123	53.1%	53.9%	58.9%	57.5%
% of FP17s for the same patient ID Re-attending between 3 & 9 months - Adults	1,491	3,275	45.5%	44.9%	52.5%	50.4%
% of FP17s for Band 1 Urgent Courses	275	4,152	6.6%	11.6%	9.3%	9.1%
% of FP17s Relating to Free Repair or Replacements	17	4,152	0.4%	1.0%	1.0%	0.8%
% of FP17s Relating to Continuations	88	4,152	2.1%	1.4%	1.5%	1.3%
% of Patients satisfied with the dentistry they have received	9	9	N/A	93.9%	93.1%	92.7%
% of Patients satisfied with the time they had to wait for an appointment	9	9	N/A	89.2%	89.8%	88.8%

\* This is based on patients treated on this contract for their most recent course of treatment. Figures in italics indicate the base number of FP17s or Patient Questionnaire responses are less than 100. N/A is shown where the base number of responses is less than 10 during the period. % is calculated as Quantity/Base number\*100

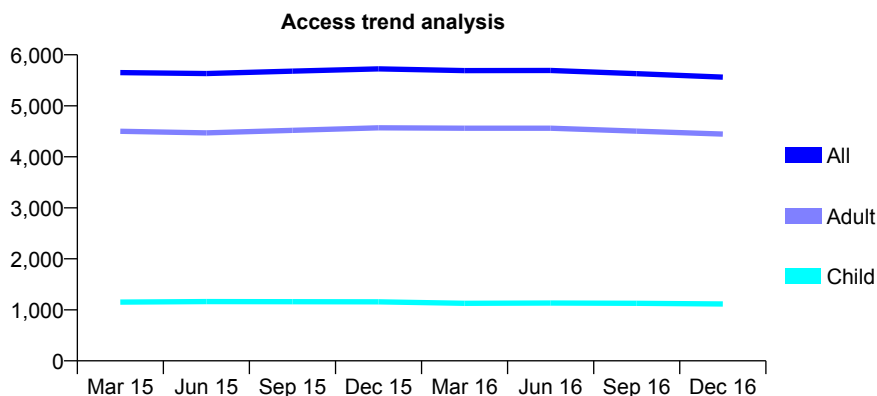
## Q48 - Vital Signs At a Glance Contract Report for 101370/0060 - December 2016

Name or company name	Petrie Tucker & Partners Ltd
Contract type name	GDS Contract
Purpose of contract	General
Contract start date	01/04/2006
Contract end date	

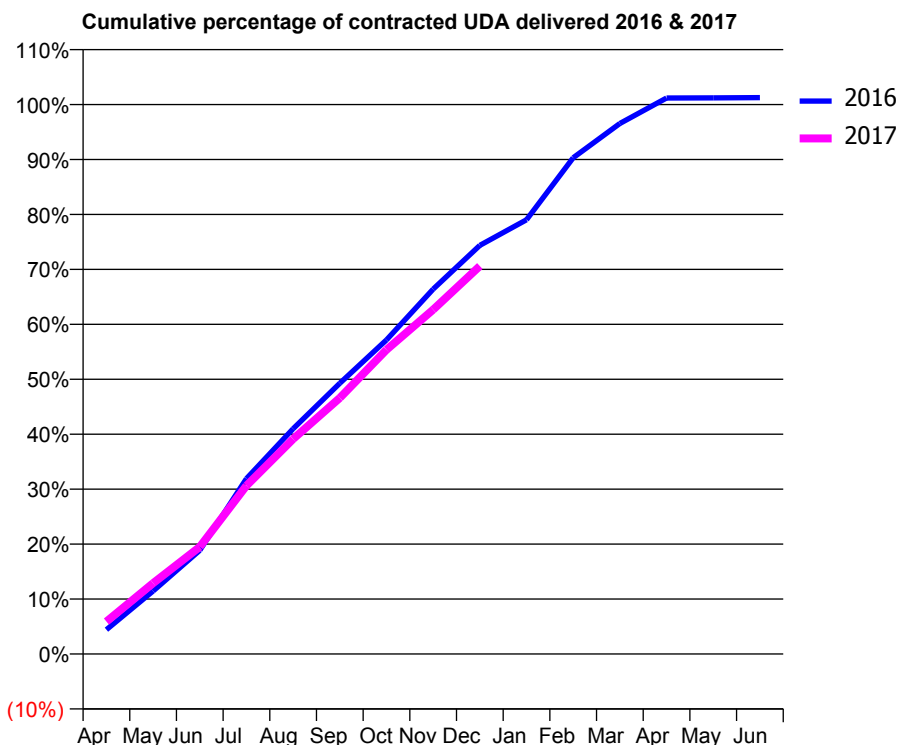
16/17 Contracted general activity (UDA)	15,393
Carry forward general activity (UDA)	0
16/17 Contracted orthodontic activity (UOA)	0
Carry forward orthodontic activity (UOA)	0
Baseline contract value	£474,220.92

### ACCESS\*

Patients seen in 24 months	Total	Change since previous quarter
Quarter ending December 2015	5,725	
Quarter ending March 2016	5,691	→
Quarter ending June 2016	5,694	→
Quarter ending September 2016	5,631	↓
Quarter ending December 2016	5,561	↓
<b>Variance since December 2015</b>	<b>(2.9%)</b>	<b>↓</b>



### ACTIVITY



Month	Adjusted Scheduled Activity (UDA)	
	2016	2017
April	681	910
May	1,765	1,984
June	2,905	3,002
July	4,914	4,715
August	6,310	6,025
September	7,586	7,174
October	8,799	8,523
November	10,223	9,648
December	11,447	10,869
January	12,166	
February	13,901	
March	14,863	
April	15,574	
May	15,578	
June	15,586	

### QUALITY

	Quantity	Base Number	Contract	AT	Region	England
% of FP17s for the same patient ID Re-attending within 3 months - Children	48	1,138	4.2%	12.5%	13.4%	12.4%
% of FP17s for the same patient ID Re-attending within 3 months - Adults	313	3,654	8.6%	17.6%	17.3%	16.6%
% of FP17s for the same patient ID Re-attending between 3 & 9 months - Children	639	1,138	56.2%	53.9%	58.9%	57.5%
% of FP17s for the same patient ID Re-attending between 3 & 9 months - Adults	1,590	3,654	43.5%	44.9%	52.5%	50.4%
% of FP17s for Band 1 Urgent Courses	317	4,488	7.1%	11.6%	9.3%	9.1%
% of FP17s Relating to Free Repair or Replacements	4	4,488	0.1%	1.0%	1.0%	0.8%
% of FP17s Relating to Continuations	21	4,488	0.5%	1.4%	1.5%	1.3%
% of Patients satisfied with the dentistry they have received	12	12	100.0%	93.9%	93.1%	92.7%
% of Patients satisfied with the time they had to wait for an appointment	10	12	83.3%	89.2%	89.8%	88.8%

\* This is based on patients treated on this contract for their most recent course of treatment. Figures in italics indicate the base number of FP17s or Patient Questionnaire responses are less than 100. N/A is shown where the base number of responses is less than 10 during the period. % is calculated as Quantity/Base number\*100

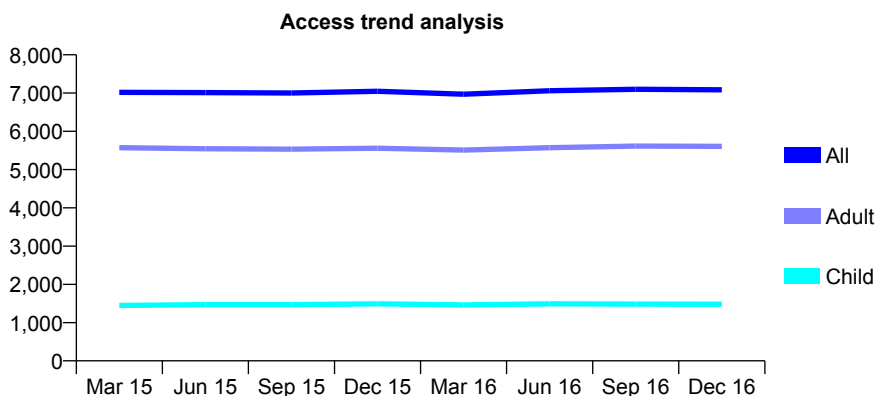
## Q48 - Vital Signs At a Glance Contract Report for 103071/0001 - December 2016

Name or company name	200 Picton Road
Contract type name	GDS Contract
Purpose of contract	General
Contract start date	01/07/2009
Contract end date	

16/17 Contracted general activity (UDA)	24,363
Carry forward general activity (UDA)	0
16/17 Contracted orthodontic activity (UOA)	0
Carry forward orthodontic activity (UOA)	0
Baseline contract value	£621,520.25

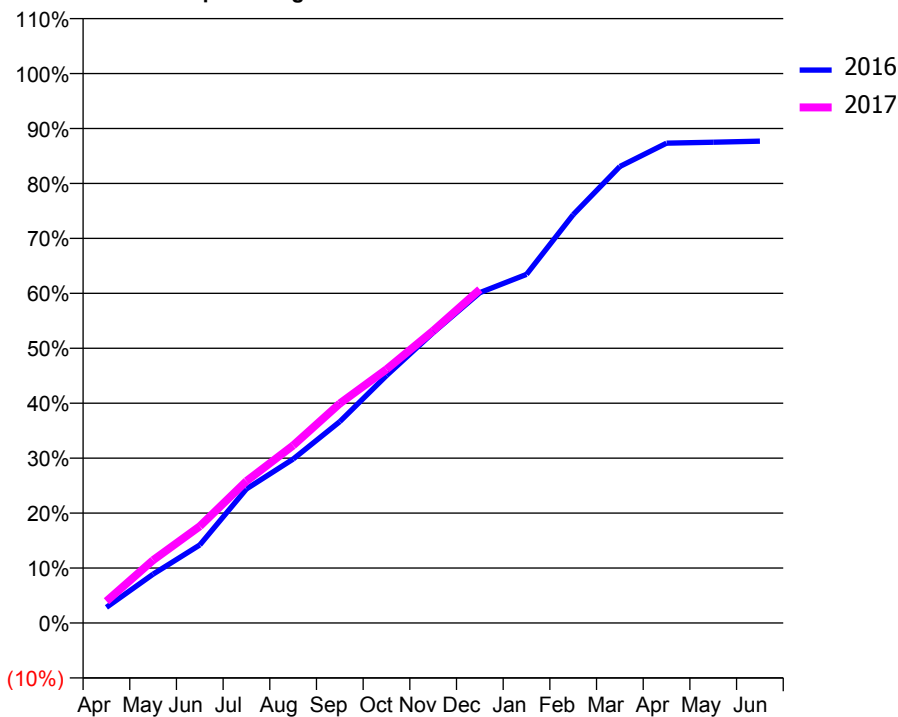
### ACCESS\*

Patients seen in 24 months	Total	Change since previous quarter
Quarter ending December 2015	7,048	
Quarter ending March 2016	6,971	↓
Quarter ending June 2016	7,062	→
Quarter ending September 2016	7,098	→
Quarter ending December 2016	7,085	→
<b>Variance since December 2015</b>	<b>0.5%</b>	<b>→</b>



### ACTIVITY

Cumulative percentage of contracted UDA delivered 2016 & 2017



Month	Adjusted Scheduled Activity (UDA)	
	2016	2017
April	694	966
May	2,164	2,788
June	3,464	4,291
July	5,945	6,291
August	7,266	7,870
September	8,929	9,734
October	10,968	11,250
November	12,874	12,956
December	14,648	14,791
January	15,460	
February	18,106	
March	20,237	
April	21,277	
May	21,316	
June	21,363	

### QUALITY

	Quantity	Base Number	Contract	AT	Region	England
% of FP17s for the same patient ID Re-attending within 3 months - Children	97	1,259	7.7%	12.5%	13.4%	12.4%
% of FP17s for the same patient ID Re-attending within 3 months - Adults	426	4,113	10.4%	17.6%	17.3%	16.6%
% of FP17s for the same patient ID Re-attending between 3 & 9 months - Children	541	1,259	43.0%	53.9%	58.9%	57.5%
% of FP17s for the same patient ID Re-attending between 3 & 9 months - Adults	1,417	4,113	34.5%	44.9%	52.5%	50.4%
% of FP17s for Band 1 Urgent Courses	284	5,068	5.6%	11.6%	9.3%	9.1%
% of FP17s Relating to Free Repair or Replacements	13	5,068	0.3%	1.0%	1.0%	0.8%
% of FP17s Relating to Continuations	70	5,068	1.4%	1.4%	1.5%	1.3%
% of Patients satisfied with the dentistry they have received	9	10	90.0%	93.9%	93.1%	92.7%
% of Patients satisfied with the time they had to wait for an appointment	10	10	100.0%	89.2%	89.8%	88.8%

\* This is based on patients treated on this contract for their most recent course of treatment. Figures in italics indicate the base number of FP17s or Patient Questionnaire responses are less than 100. N/A is shown where the base number of responses is less than 10 during the period. % is calculated as Quantity/Base number\*100

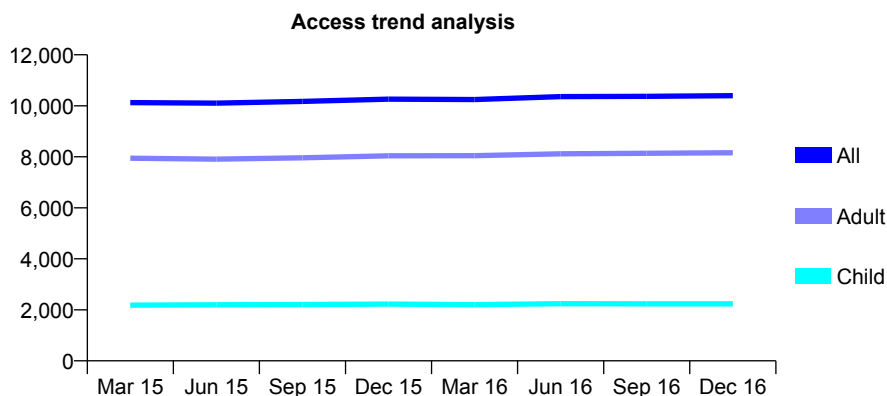
## Q48 - Vital Signs At a Glance Contract Report for 107050/0001 - December 2016

Name or company name	BARSCO
Contract type name	GDS Contract
Purpose of contract	General
Contract start date	01/09/2009
Contract end date	

16/17 Contracted general activity (UDA)	30,500
Carry forward general activity (UDA)	0
16/17 Contracted orthodontic activity (UOA)	0
Carry forward orthodontic activity (UOA)	0
Baseline contract value	£742,780.80

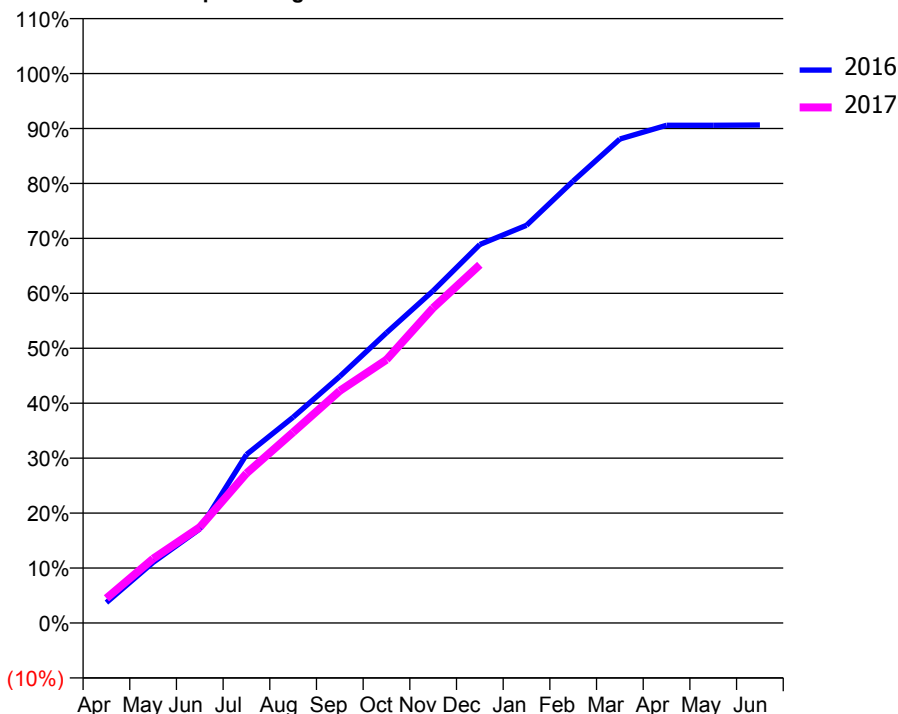
### ACCESS\*

Patients seen in 24 months	Total	Change since previous quarter
Quarter ending December 2015	10,264	
Quarter ending March 2016	10,248	→
Quarter ending June 2016	10,359	→
Quarter ending September 2016	10,373	→
Quarter ending December 2016	10,399	→
<b>Variance since December 2015</b>	<b>1.3%</b>	<b>→</b>



### ACTIVITY

Cumulative percentage of contracted UDA delivered 2016 & 2017



Month	Adjusted Scheduled Activity (UDA)	
	2016	2017
April	1,133	1,371
May	3,361	3,571
June	5,224	5,315
July	9,348	8,306
August	11,425	10,589
September	13,689	12,890
October	16,110	14,613
November	18,442	17,496
December	21,006	19,887
January	22,074	
February	24,530	
March	26,864	
April	27,623	
May	27,627	
June	27,638	

### QUALITY

	Quantity	Base Number	Contract	AT	Region	England
% of FP17s for the same patient ID Re-attending within 3 months - Children	180	2,391	7.5%	12.5%	13.4%	12.4%
% of FP17s for the same patient ID Re-attending within 3 months - Adults	966	6,876	14.0%	17.6%	17.3%	16.6%
% of FP17s for the same patient ID Re-attending between 3 & 9 months - Children	1,251	2,391	52.3%	53.9%	58.9%	57.5%
% of FP17s for the same patient ID Re-attending between 3 & 9 months - Adults	2,311	6,876	33.6%	44.9%	52.5%	50.4%
% of FP17s for Band 1 Urgent Courses	736	8,900	8.3%	11.6%	9.3%	9.1%
% of FP17s Relating to Free Repair or Replacements	62	8,900	0.7%	1.0%	1.0%	0.8%
% of FP17s Relating to Continuations	213	8,900	2.4%	1.4%	1.5%	1.3%
% of Patients satisfied with the dentistry they have received	37	38	97.4%	93.9%	93.1%	92.7%
% of Patients satisfied with the time they had to wait for an appointment	30	38	78.9%	89.2%	89.8%	88.8%

\* This is based on patients treated on this contract for their most recent course of treatment. Figures in italics indicate the base number of FP17s or Patient Questionnaire responses are less than 100. N/A is shown where the base number of responses is less than 10 during the period. % is calculated as Quantity/Base number\*100



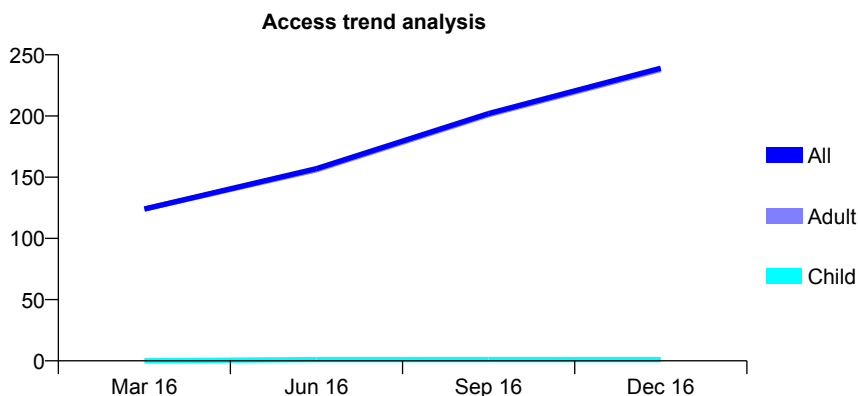
## Q48 - Vital Signs At a Glance Contract Report for 107735/0001 - December 2016

Name or company name	Deysbrook Lane Partnership
Contract type name	PDS Contract
Purpose of contract	General
Contract start date	01/10/2015
Contract end date	31/03/2017

16/17 Contracted general activity (UDA)	800
Carry forward general activity (UDA)	0
16/17 Contracted orthodontic activity (UOA)	0
Carry forward orthodontic activity (UOA)	0
Baseline contract value	£25,383.27

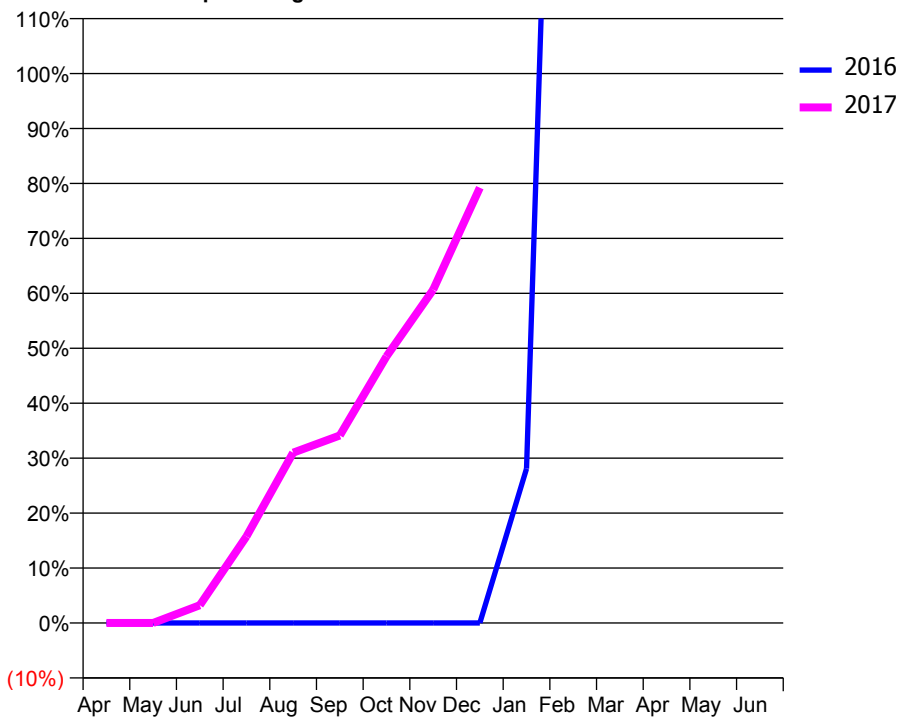
### ACCESS\*

Patients seen in 24 months	Total	Change since previous quarter
Quarter ending December 2015	0	
Quarter ending March 2016	124	
Quarter ending June 2016	157	↑
Quarter ending September 2016	202	↑
Quarter ending December 2016	239	↑
<b>Variance since December 2015</b>	N/A	



### ACTIVITY

Cumulative percentage of contracted UDA delivered 2016 & 2017



Month	Adjusted Scheduled Activity (UDA)	
	2016	2017
April	0	0
May	0	0
June	0	26
July	0	126
August	0	248
September	0	273
October	0	388
November	0	485
December	0	634
January	56	
February	578	
March	703	
April	703	
May	704	
June	704	

### QUALITY

	Quantity	Base Number	Contract	AT	Region	England
% of FP17s for the same patient ID Re-attending within 3 months - Children	0	1	0.0%	12.5%	13.4%	12.4%
% of FP17s for the same patient ID Re-attending within 3 months - Adults	16	182	8.8%	17.6%	17.3%	16.6%
% of FP17s for the same patient ID Re-attending between 3 & 9 months - Children	0	1	0.0%	53.9%	58.9%	57.5%
% of FP17s for the same patient ID Re-attending between 3 & 9 months - Adults	38	182	20.9%	44.9%	52.5%	50.4%
% of FP17s for Band 1 Urgent Courses	29	182	15.9%	11.6%	9.3%	9.1%
% of FP17s Relating to Free Repair or Replacements	0	182	0.0%	1.0%	1.0%	0.8%
% of FP17s Relating to Continuations	0	182	0.0%	1.4%	1.5%	1.3%
% of Patients satisfied with the dentistry they have received	0	0	N/A	93.9%	93.1%	92.7%
% of Patients satisfied with the time they had to wait for an appointment	0	0	N/A	89.2%	89.8%	88.8%

\* This is based on patients treated on this contract for their most recent course of treatment. Figures in italics indicate the base number of FP17s or Patient Questionnaire responses are less than 100. N/A is shown where the base number of responses is less than 10 during the period. % is calculated as Quantity/Base number\*100

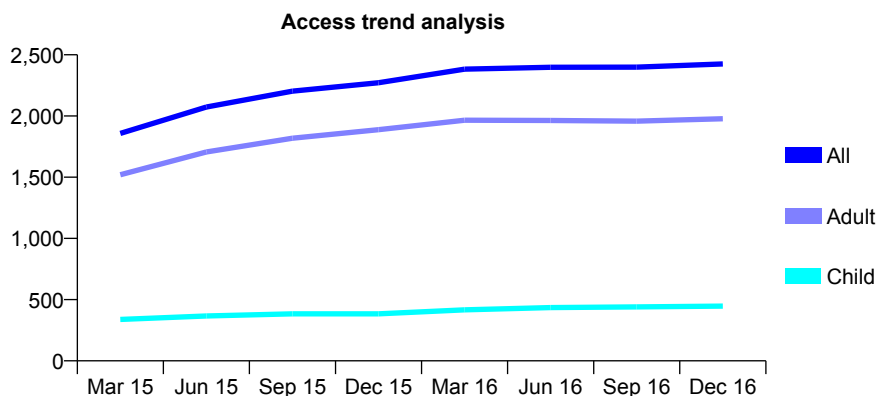
## Q48 - Vital Signs At a Glance Contract Report for 108073/0001 - December 2016

Name or company name	Esteem Dental Care Limited
Contract type name	GDS Contract
Purpose of contract	General
Contract start date	01/04/2014
Contract end date	

16/17 Contracted general activity (UDA)	7,971
Carry forward general activity (UDA)	0
16/17 Contracted orthodontic activity (UOA)	0
Carry forward orthodontic activity (UOA)	0
Baseline contract value	£203,341.63

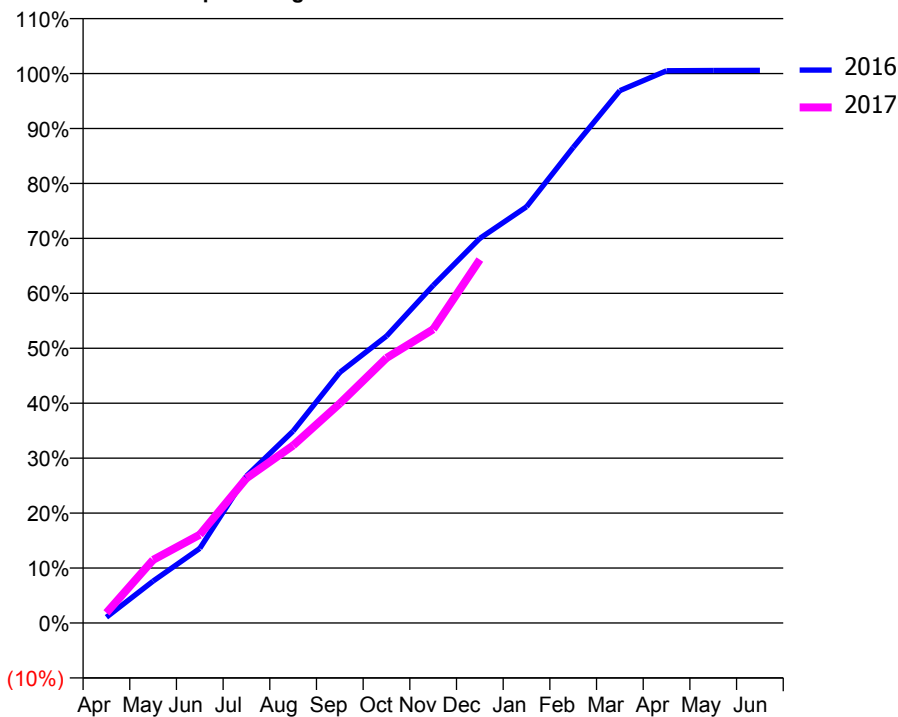
### ACCESS\*

Patients seen in 24 months	Total	Change since previous quarter
Quarter ending December 2015	2,272	
Quarter ending March 2016	2,383	↑
Quarter ending June 2016	2,398	→
Quarter ending September 2016	2,399	→
Quarter ending December 2016	2,425	→
<b>Variance since December 2015</b>	<b>6.7%</b>	<b>↑</b>



### ACTIVITY

Cumulative percentage of contracted UDA delivered 2016 & 2017



Month	Adjusted Scheduled Activity (UDA)	
	2016	2017
April	84	149
May	608	917
June	1,083	1,282
July	2,133	2,099
August	2,785	2,576
September	3,635	3,185
October	4,161	3,845
November	4,896	4,261
December	5,580	5,271
January	6,038	
February	6,899	
March	7,723	
April	8,010	
May	8,015	
June	8,017	

### QUALITY

	Quantity	Base Number	Contract	AT	Region	England
% of FP17s for the same patient ID Re-attending within 3 months - Children	50	541	9.2%	12.5%	13.4%	12.4%
% of FP17s for the same patient ID Re-attending within 3 months - Adults	283	1,796	15.8%	17.6%	17.3%	16.6%
% of FP17s for the same patient ID Re-attending between 3 & 9 months - Children	311	541	57.5%	53.9%	58.9%	57.5%
% of FP17s for the same patient ID Re-attending between 3 & 9 months - Adults	679	1,796	37.8%	44.9%	52.5%	50.4%
% of FP17s for Band 1 Urgent Courses	226	2,198	10.3%	11.6%	9.3%	9.1%
% of FP17s Relating to Free Repair or Replacements	24	2,198	1.1%	1.0%	1.0%	0.8%
% of FP17s Relating to Continuations	32	2,198	1.5%	1.4%	1.5%	1.3%
% of Patients satisfied with the dentistry they have received	10	11	90.9%	93.9%	93.1%	92.7%
% of Patients satisfied with the time they had to wait for an appointment	11	11	100.0%	89.2%	89.8%	88.8%

\* This is based on patients treated on this contract for their most recent course of treatment. Figures in italics indicate the base number of FP17s or Patient Questionnaire responses are less than 100. N/A is shown where the base number of responses is less than 10 during the period. % is calculated as Quantity/Base number\*100

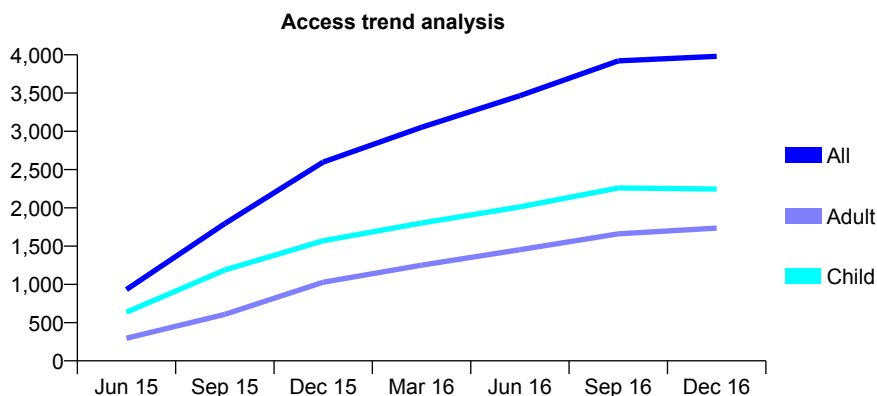
## Q48 - Vital Signs At a Glance Contract Report for 109525/0005 - December 2016

Name or company name	Liverpool Dental Directorate
Contract type name	PDS Contract
Purpose of contract	General
Contract start date	01/04/2015
Contract end date	31/03/2018

16/17 Contracted general activity (UDA)	5,695
Carry forward general activity (UDA)	0
16/17 Contracted orthodontic activity (UOA)	0
Carry forward orthodontic activity (UOA)	0
Baseline contract value	£1,981,398.93

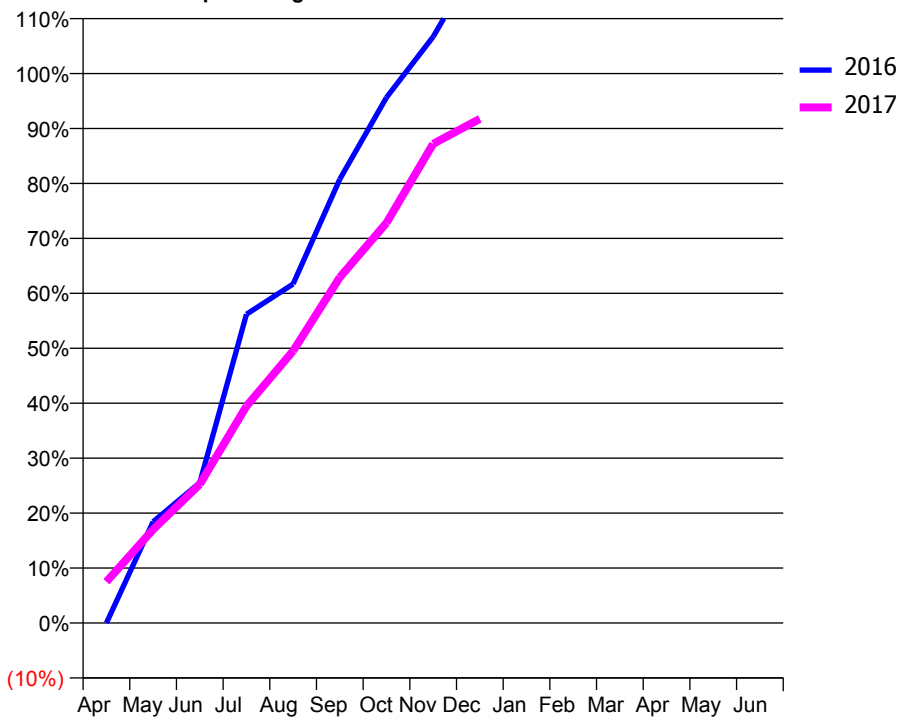
### ACCESS\*

Patients seen in 24 months	Total	Change since previous quarter
Quarter ending December 2015	2,597	
Quarter ending March 2016	3,052	↑
Quarter ending June 2016	3,465	↑
Quarter ending September 2016	3,921	↑
Quarter ending December 2016	3,980	→
<b>Variance since December 2015</b>	<b>53.3%</b>	<b>↑</b>



### ACTIVITY

Cumulative percentage of contracted UDA delivered 2016 & 2017



Month	Adjusted Scheduled Activity (UDA)	
	2016	2017
April	1	428
May	1,050	969
June	1,455	1,438
July	3,200	2,248
August	3,513	2,820
September	4,600	3,583
October	5,447	4,147
November	6,076	4,966
December	6,895	5,224
January	7,366	
February	8,160	
March	8,900	
April	9,122	
May	9,160	
June	9,184	

### QUALITY

	Quantity	Base Number	Contract	AT	Region	England
% of FP17s for the same patient ID Re-attending within 3 months - Children	103	2,039	5.1%	12.5%	13.4%	12.4%
% of FP17s for the same patient ID Re-attending within 3 months - Adults	137	1,359	10.1%	17.6%	17.3%	16.6%
% of FP17s for the same patient ID Re-attending between 3 & 9 months - Children	459	2,039	22.5%	53.9%	58.9%	57.5%
% of FP17s for the same patient ID Re-attending between 3 & 9 months - Adults	462	1,359	34.0%	44.9%	52.5%	50.4%
% of FP17s for Band 1 Urgent Courses	185	2,955	6.3%	11.6%	9.3%	9.1%
% of FP17s Relating to Free Repair or Replacements	0	2,955	0.0%	1.0%	1.0%	0.8%
% of FP17s Relating to Continuations	5	2,955	0.2%	1.4%	1.5%	1.3%
% of Patients satisfied with the dentistry they have received	1	1	N/A	93.9%	93.1%	92.7%
% of Patients satisfied with the time they had to wait for an appointment	1	1	N/A	89.2%	89.8%	88.8%

\* This is based on patients treated on this contract for their most recent course of treatment. Figures in italics indicate the base number of FP17s or Patient Questionnaire responses are less than 100. N/A is shown where the base number of responses is less than 10 during the period. % is calculated as Quantity/Base number\*100

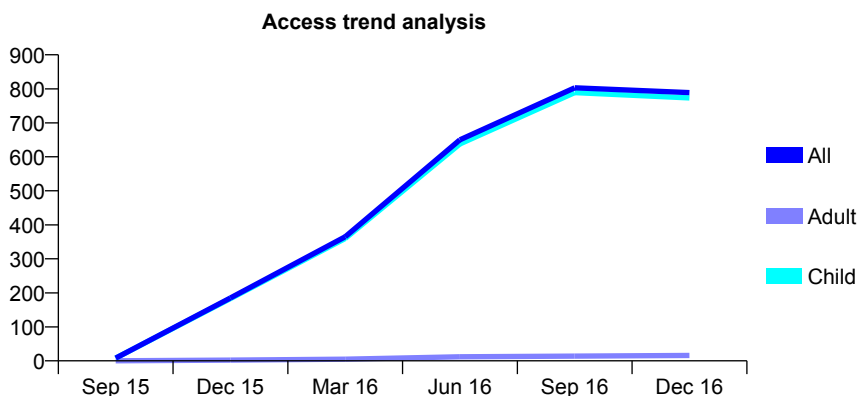
## Q48 - Vital Signs At a Glance Contract Report for 109525/0006 - December 2016

Name or company name	Liverpool Dental Directorate
Contract type name	PDS Contract
Purpose of contract	General
Contract start date	01/04/2015
Contract end date	31/03/2018

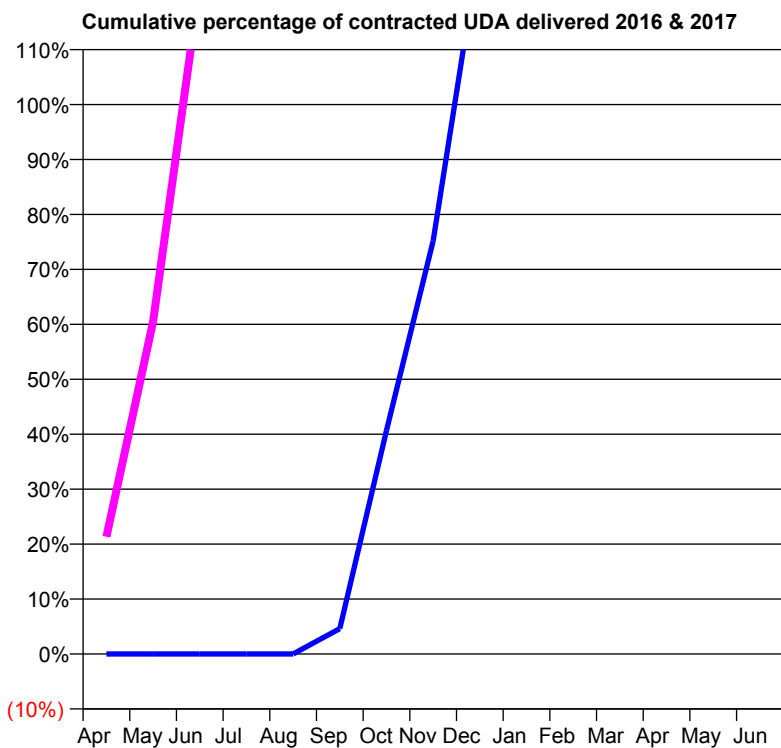
16/17 Contracted general activity (UDA)	433
Carry forward general activity (UDA)	0
16/17 Contracted orthodontic activity (UOA)	0
Carry forward orthodontic activity (UOA)	0
Baseline contract value	£826,832.66

### ACCESS\*

Patients seen in 24 months	Total	Change since previous quarter
Quarter ending December 2015	185	
Quarter ending March 2016	365	↑
Quarter ending June 2016	650	↑
Quarter ending September 2016	803	↑
Quarter ending December 2016	789	↓
<b>Variance since December 2015</b>	<b>326.5%</b>	<b>↑</b>



### ACTIVITY



Month	Adjusted Scheduled Activity (UDA)	
	2016	2017
April	0	92
May	0	262
June	0	528
July	0	747
August	0	906
September	20	1,218
October	176	1,521
November	326	1,749
December	559	1,830
January	683	
February	923	
March	1,184	
April	1,524	
May	1,530	
June	1,563	

### QUALITY

	Quantity	Base Number	Contract	AT	Region	England
% of FP17s for the same patient ID Re-attending within 3 months - Children	9	925	1.0%	12.5%	13.4%	12.4%
% of FP17s for the same patient ID Re-attending within 3 months - Adults	0	14	0.0%	17.6%	17.3%	16.6%
% of FP17s for the same patient ID Re-attending between 3 & 9 months - Children	2	925	0.2%	53.9%	58.9%	57.5%
% of FP17s for the same patient ID Re-attending between 3 & 9 months - Adults	0	14	0.0%	44.9%	52.5%	50.4%
% of FP17s for Band 1 Urgent Courses	14	723	1.9%	11.6%	9.3%	9.1%
% of FP17s Relating to Free Repair or Replacements	0	723	0.0%	1.0%	1.0%	0.8%
% of FP17s Relating to Continuations	0	723	0.0%	1.4%	1.5%	1.3%
% of Patients satisfied with the dentistry they have received	0	0	N/A	93.9%	93.1%	92.7%
% of Patients satisfied with the time they had to wait for an appointment	0	0	N/A	89.2%	89.8%	88.8%

\* This is based on patients treated on this contract for their most recent course of treatment. Figures in italics indicate the base number of FP17s or Patient Questionnaire responses are less than 100. N/A is shown where the base number of responses is less than 10 during the period. % is calculated as Quantity/Base number\*100

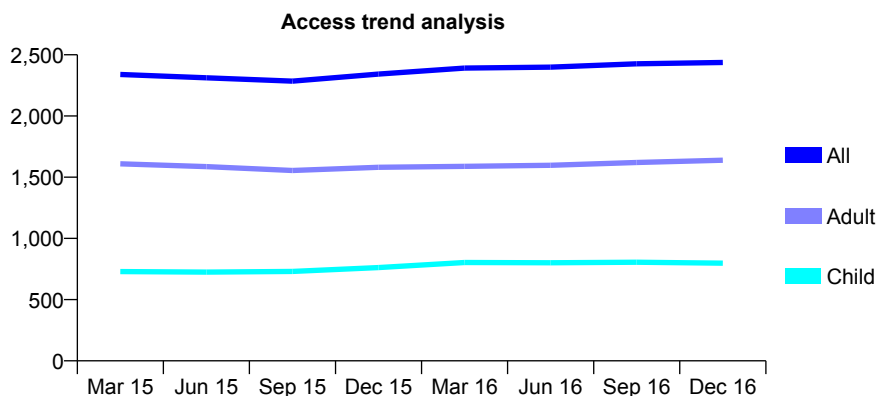
## Q48 - Vital Signs At a Glance Contract Report for 109568/0001 - December 2016

Name or company name	Childwall Fiveways Dental Practice
Contract type name	GDS Contract
Purpose of contract	General
Contract start date	05/10/2012
Contract end date	

16/17 Contracted general activity (UDA)	8,307
Carry forward general activity (UDA)	304
16/17 Contracted orthodontic activity (UOA)	0
Carry forward orthodontic activity (UOA)	0
Baseline contract value	£211,913.04

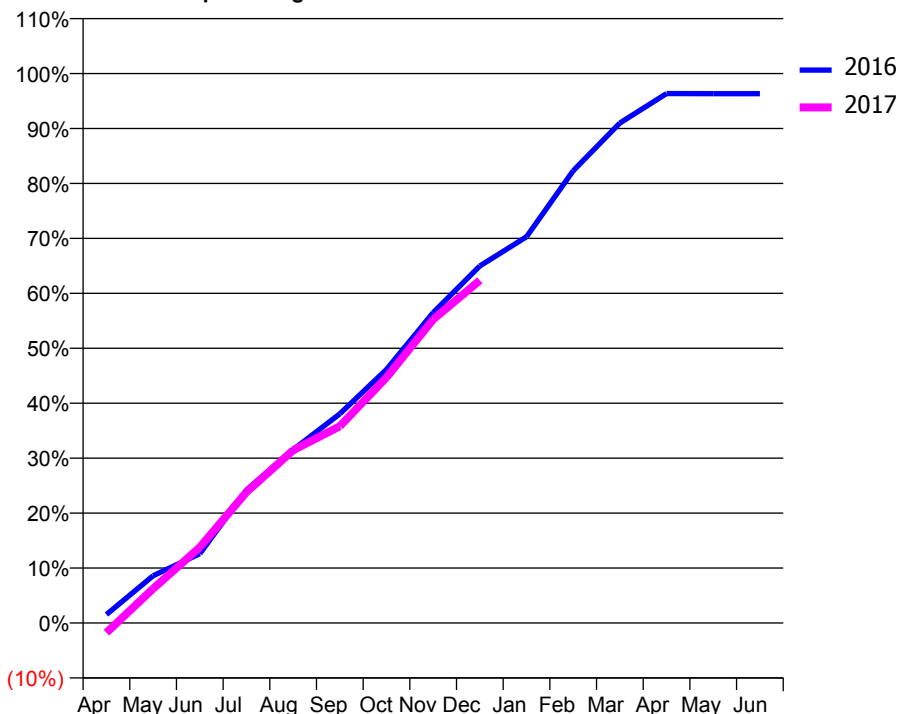
### ACCESS\*

Patients seen in 24 months	Total	Change since previous quarter
Quarter ending December 2015	2,343	
Quarter ending March 2016	2,392	↑
Quarter ending June 2016	2,399	→
Quarter ending September 2016	2,426	→
Quarter ending December 2016	2,437	→
<b>Variance since December 2015</b>	<b>4.0%</b>	<b>↑</b>



### ACTIVITY

Cumulative percentage of contracted UDA delivered 2016 & 2017



Month	Adjusted Scheduled Activity (UDA)	
	2016	2017
April	129	-148
May	716	520
June	1,047	1,144
July	2,010	1,978
August	2,623	2,611
September	3,163	2,975
October	3,833	3,711
November	4,692	4,588
December	5,397	5,179
January	5,839	
February	6,837	
March	7,559	
April	8,004	
May	8,003	
June	8,003	

### QUALITY

	Quantity	Base Number	Contract	AT	Region	England
% of FP17s for the same patient ID Re-attending within 3 months - Children	122	1,417	8.6%	12.5%	13.4%	12.4%
% of FP17s for the same patient ID Re-attending within 3 months - Adults	216	1,805	12.0%	17.6%	17.3%	16.6%
% of FP17s for the same patient ID Re-attending between 3 & 9 months - Children	1,063	1,417	75.0%	53.9%	58.9%	57.5%
% of FP17s for the same patient ID Re-attending between 3 & 9 months - Adults	1,119	1,805	62.0%	44.9%	52.5%	50.4%
% of FP17s for Band 1 Urgent Courses	195	3,044	6.4%	11.6%	9.3%	9.1%
% of FP17s Relating to Free Repair or Replacements	26	3,044	0.9%	1.0%	1.0%	0.8%
% of FP17s Relating to Continuations	9	3,044	0.3%	1.4%	1.5%	1.3%
% of Patients satisfied with the dentistry they have received	10	11	90.9%	93.9%	93.1%	92.7%
% of Patients satisfied with the time they had to wait for an appointment	11	11	100.0%	89.2%	89.8%	88.8%

\* This is based on patients treated on this contract for their most recent course of treatment. Figures in italics indicate the base number of FP17s or Patient Questionnaire responses are less than 100. N/A is shown where the base number of responses is less than 10 during the period. % is calculated as Quantity/Base number\*100

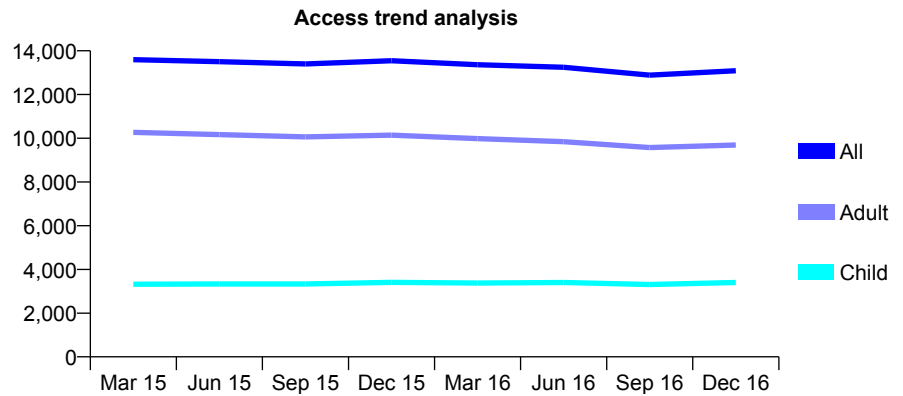
## Q48 - Vital Signs At a Glance Contract Report for 111716/0001 - December 2016

Name or company name	Church St Dentists Ltd
Contract type name	GDS Contract
Purpose of contract	General
Contract start date	01/01/2011
Contract end date	

16/17 Contracted general activity (UDA)	53,000
Carry forward general activity (UDA)	0
16/17 Contracted orthodontic activity (UOA)	0
Carry forward orthodontic activity (UOA)	0
Baseline contract value	£1,425,274.89

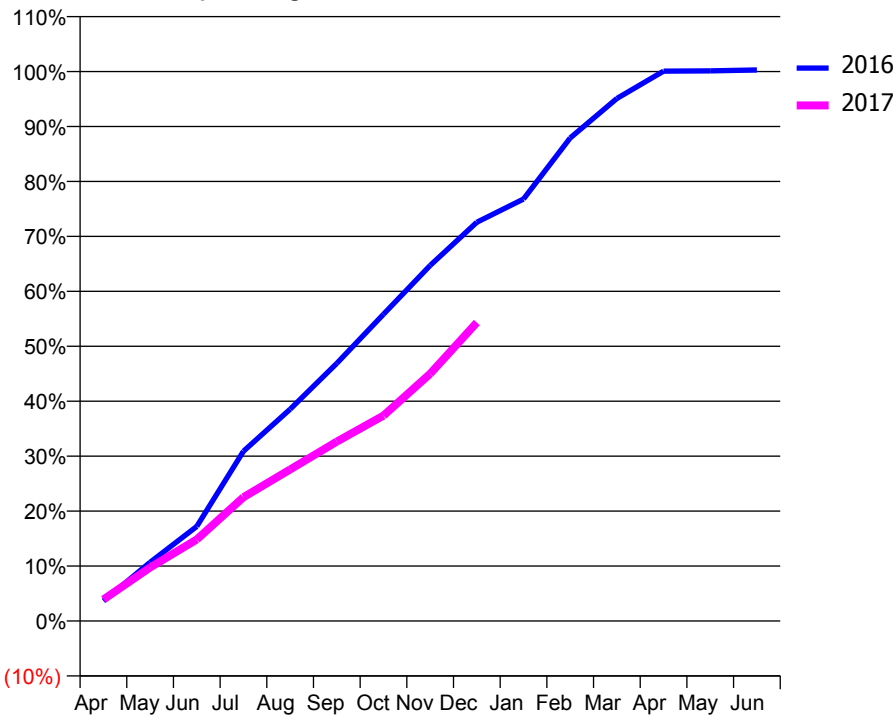
### ACCESS\*

Patients seen in 24 months	Total	Change since previous quarter
Quarter ending December 2015	13,548	
Quarter ending March 2016	13,365	↓
Quarter ending June 2016	13,244	→
Quarter ending September 2016	12,886	↓
Quarter ending December 2016	13,091	→
<b>Variance since December 2015</b>	<b>(3.4%)</b>	<b>↓</b>



### ACTIVITY

Cumulative percentage of contracted UDA delivered 2016 & 2017



Month	Adjusted Scheduled Activity (UDA)	
	2016	2017
April	1,646	2,076
May	4,814	5,164
June	7,753	7,860
July	13,905	11,938
August	17,350	14,614
September	21,102	17,302
October	25,125	19,817
November	29,119	23,849
December	32,660	28,786
January	34,560	
February	39,558	
March	42,795	
April	45,031	
May	45,055	
June	45,128	

### QUALITY

	Quantity	Base Number	Contract	AT	Region	England
% of FP17s for the same patient ID Re-attending within 3 months - Children	362	4,188	8.6%	12.5%	13.4%	12.4%
% of FP17s for the same patient ID Re-attending within 3 months - Adults	1,727	9,877	17.5%	17.6%	17.3%	16.6%
% of FP17s for the same patient ID Re-attending between 3 & 9 months - Children	2,579	4,188	61.6%	53.9%	58.9%	57.5%
% of FP17s for the same patient ID Re-attending between 3 & 9 months - Adults	5,192	9,877	52.6%	44.9%	52.5%	50.4%
% of FP17s for Band 1 Urgent Courses	1,521	13,030	11.7%	11.6%	9.3%	9.1%
% of FP17s Relating to Free Repair or Replacements	113	13,030	0.9%	1.0%	1.0%	0.8%
% of FP17s Relating to Continuations	175	13,030	1.3%	1.4%	1.5%	1.3%
% of Patients satisfied with the dentistry they have received	10	11	90.9%	93.9%	93.1%	92.7%
% of Patients satisfied with the time they had to wait for an appointment	11	11	100.0%	89.2%	89.8%	88.8%

\* This is based on patients treated on this contract for their most recent course of treatment. Figures in italics indicate the base number of FP17s or Patient Questionnaire responses are less than 100. N/A is shown where the base number of responses is less than 10 during the period. % is calculated as Quantity/Base number\*100

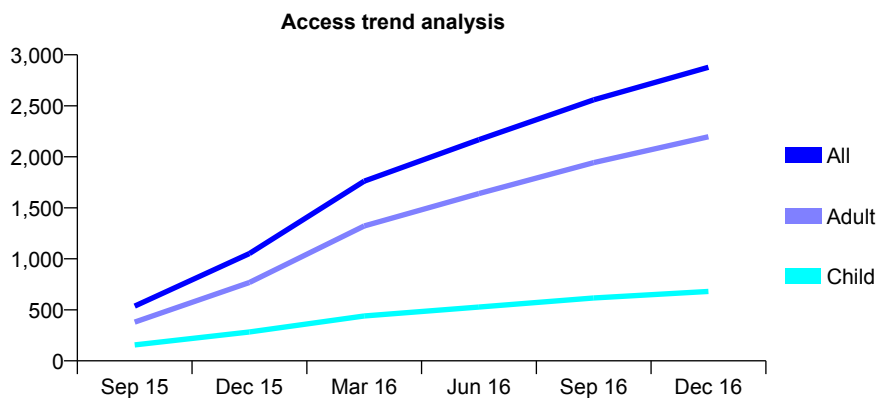
## Q48 - Vital Signs At a Glance Contract Report for 112046/0001 - December 2016

Name or company name	Whiston Village Dental Practice Partnership
Contract type name	GDS Contract
Purpose of contract	General
Contract start date	27/03/2015
Contract end date	

16/17 Contracted general activity (UDA)	13,431
Carry forward general activity (UDA)	0
16/17 Contracted orthodontic activity (UOA)	0
Carry forward orthodontic activity (UOA)	0
Baseline contract value	£353,921.82

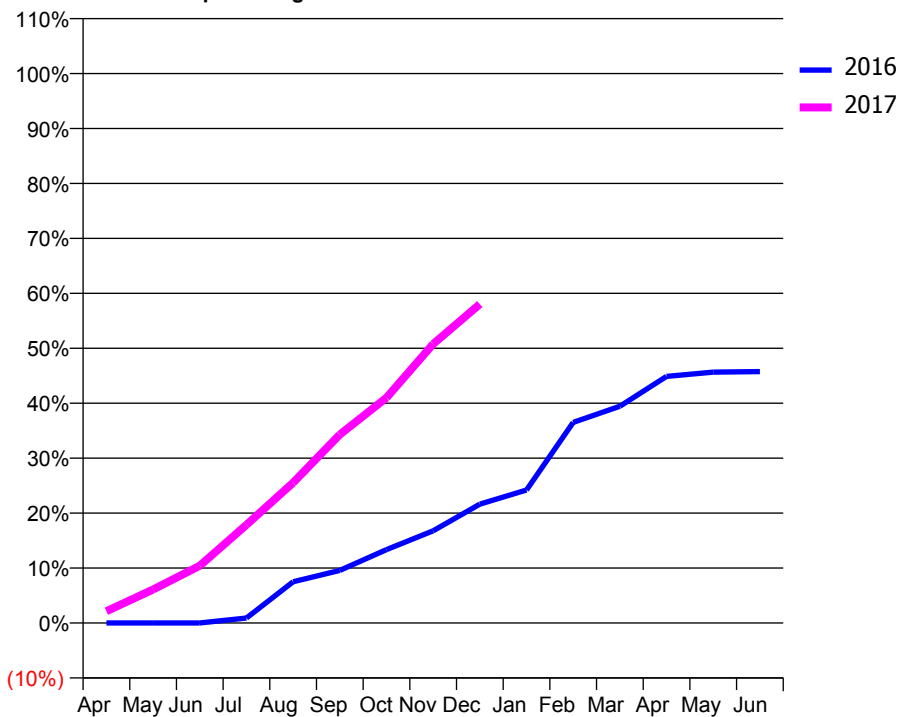
### ACCESS\*

Patients seen in 24 months	Total	Change since previous quarter
Quarter ending December 2015	1,051	
Quarter ending March 2016	1,762	↑
Quarter ending June 2016	2,168	↑
Quarter ending September 2016	2,559	↑
Quarter ending December 2016	2,878	↑
<b>Variance since December 2015</b>	<b>173.8%</b>	<b>↑</b>



### ACTIVITY

Cumulative percentage of contracted UDA delivered 2016 & 2017



Month	Adjusted Scheduled Activity (UDA)	
	2016	2017
April	0	290
May	0	819
June	0	1,400
July	122	2,400
August	1,007	3,430
September	1,287	4,606
October	1,794	5,507
November	2,253	6,820
December	2,905	7,796
January	3,251	
February	4,903	
March	5,298	
April	6,028	
May	6,133	
June	6,145	

### QUALITY

	Quantity	Base Number	Contract	AT	Region	England
% of FP17s for the same patient ID Re-attending within 3 months - Children	49	770	6.4%	12.5%	13.4%	12.4%
% of FP17s for the same patient ID Re-attending within 3 months - Adults	319	2,470	12.9%	17.6%	17.3%	16.6%
% of FP17s for the same patient ID Re-attending between 3 & 9 months - Children	268	770	34.8%	53.9%	58.9%	57.5%
% of FP17s for the same patient ID Re-attending between 3 & 9 months - Adults	951	2,470	38.5%	44.9%	52.5%	50.4%
% of FP17s for Band 1 Urgent Courses	253	2,854	8.9%	11.6%	9.3%	9.1%
% of FP17s Relating to Free Repair or Replacements	13	2,854	0.5%	1.0%	1.0%	0.8%
% of FP17s Relating to Continuations	48	2,854	1.7%	1.4%	1.5%	1.3%
% of Patients satisfied with the dentistry they have received	6	6	N/A	93.9%	93.1%	92.7%
% of Patients satisfied with the time they had to wait for an appointment	5	6	N/A	89.2%	89.8%	88.8%

\* This is based on patients treated on this contract for their most recent course of treatment. Figures in italics indicate the base number of FP17s or Patient Questionnaire responses are less than 100. N/A is shown where the base number of responses is less than 10 during the period. % is calculated as Quantity/Base number\*100



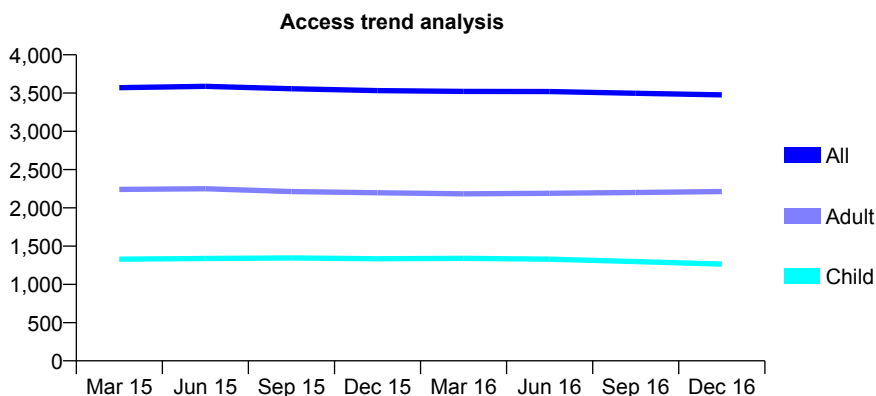
## Q48 - Vital Signs At a Glance Contract Report for 113433/0001 - December 2016

Name or company name	Deysbrook Lane Partnership
Contract type name	GDS Contract
Purpose of contract	General
Contract start date	01/07/2011
Contract end date	

16/17 Contracted general activity (UDA)	11,000
Carry forward general activity (UDA)	62
16/17 Contracted orthodontic activity (UOA)	0
Carry forward orthodontic activity (UOA)	0
Baseline contract value	£280,611.96

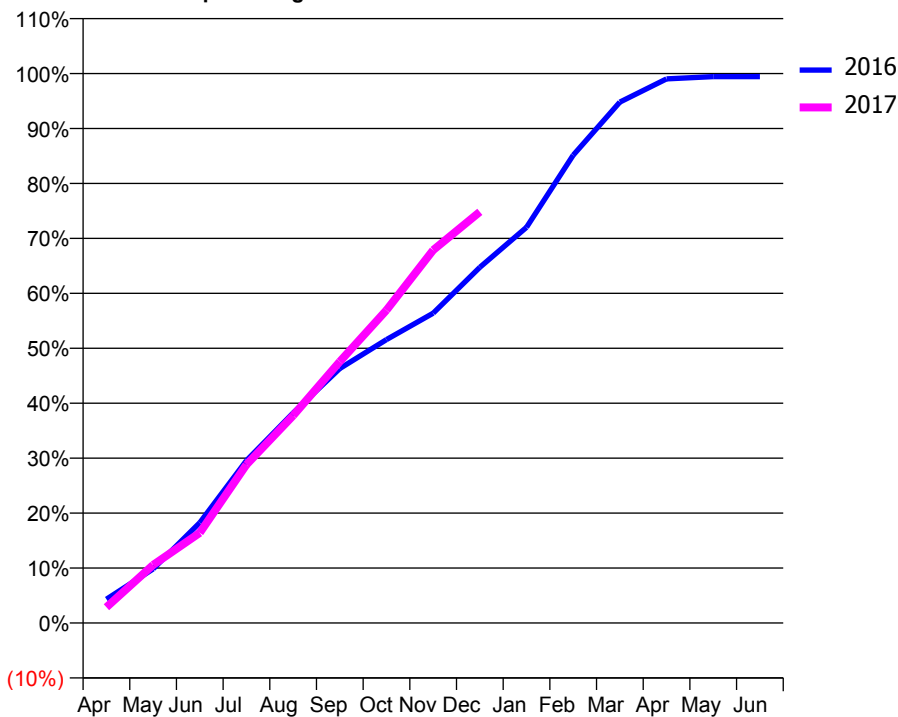
### ACCESS\*

Patients seen in 24 months	Total	Change since previous quarter
Quarter ending December 2015	3,532	
Quarter ending March 2016	3,522	→
Quarter ending June 2016	3,519	→
Quarter ending September 2016	3,497	→
Quarter ending December 2016	3,477	→
<b>Variance since December 2015</b>	<b>(1.6%)</b>	<b>↓</b>



### ACTIVITY

Cumulative percentage of contracted UDA delivered 2016 & 2017



Adjusted Scheduled Activity (UDA)

Month	2016	2017
April	477	316
May	1,082	1,161
June	2,009	1,807
July	3,254	3,170
August	4,206	4,153
September	5,096	5,233
October	5,674	6,265
November	6,201	7,466
December	7,121	8,232
January	7,921	
February	9,366	
March	10,429	
April	10,893	
May	10,938	
June	10,938	

### QUALITY

	Quantity	Base Number	Contract	AT	Region	England
% of FP17s for the same patient ID Re-attending within 3 months - Children	168	1,552	10.8%	12.5%	13.4%	12.4%
% of FP17s for the same patient ID Re-attending within 3 months - Adults	479	2,369	20.2%	17.6%	17.3%	16.6%
% of FP17s for the same patient ID Re-attending between 3 & 9 months - Children	937	1,552	60.4%	53.9%	58.9%	57.5%
% of FP17s for the same patient ID Re-attending between 3 & 9 months - Adults	1,126	2,369	47.5%	44.9%	52.5%	50.4%
% of FP17s for Band 1 Urgent Courses	395	3,715	10.6%	11.6%	9.3%	9.1%
% of FP17s Relating to Free Repair or Replacements	44	3,715	1.2%	1.0%	1.0%	0.8%
% of FP17s Relating to Continuations	8	3,715	0.2%	1.4%	1.5%	1.3%
% of Patients satisfied with the dentistry they have received	8	9	N/A	93.9%	93.1%	92.7%
% of Patients satisfied with the time they had to wait for an appointment	7	9	N/A	89.2%	89.8%	88.8%

\* This is based on patients treated on this contract for their most recent course of treatment. Figures in italics indicate the base number of FP17s or Patient Questionnaire responses are less than 100. N/A is shown where the base number of responses is less than 10 during the period. % is calculated as Quantity/Base number\*100

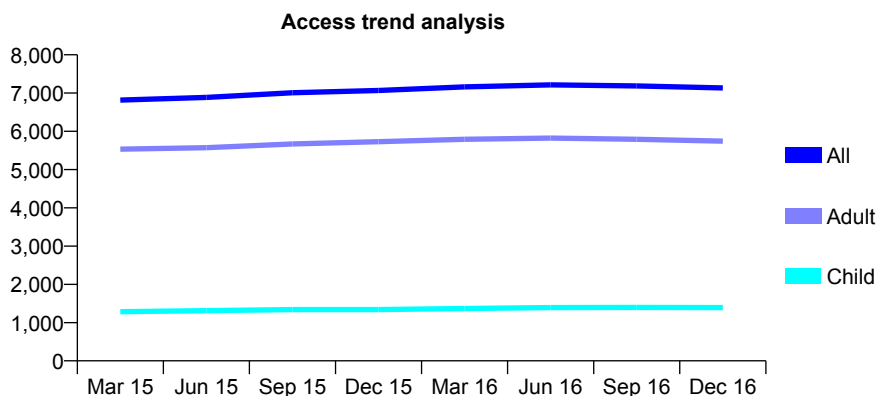
## Q48 - Vital Signs At a Glance Contract Report for 116467/0001 - December 2016

Name or company name	Billinge DP Limited
Contract type name	GDS Contract
Purpose of contract	General
Contract start date	01/01/2010
Contract end date	

16/17 Contracted general activity (UDA)	19,900
Carry forward general activity (UDA)	0
16/17 Contracted orthodontic activity (UOA)	0
Carry forward orthodontic activity (UOA)	0
Baseline contract value	£469,749.71

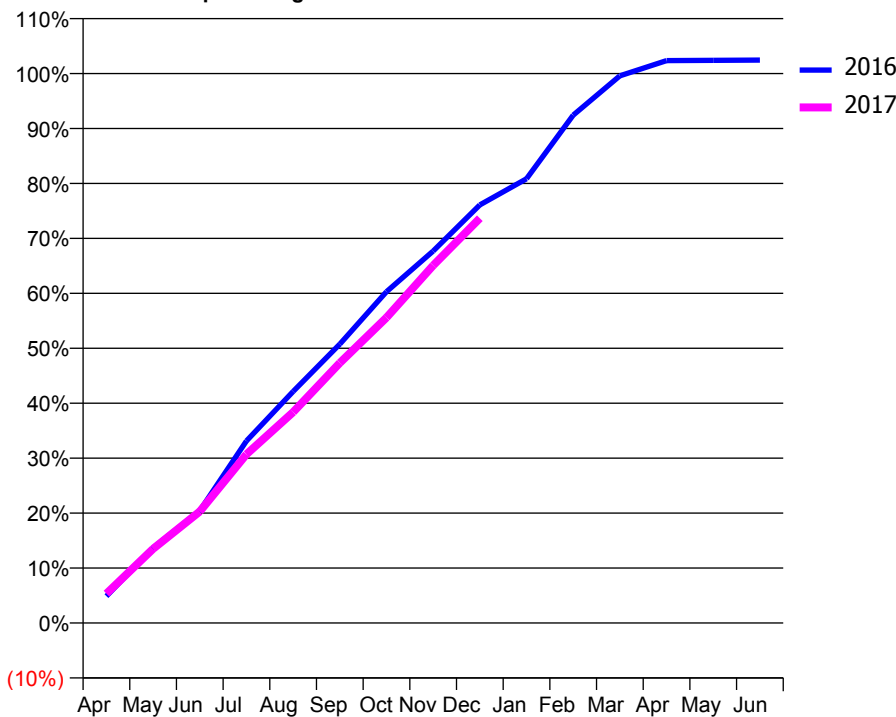
### ACCESS\*

Patients seen in 24 months	Total	Change since previous quarter
Quarter ending December 2015	7,068	
Quarter ending March 2016	7,162	→
Quarter ending June 2016	7,215	→
Quarter ending September 2016	7,187	→
Quarter ending December 2016	7,135	→
<b>Variance since December 2015</b>	<b>0.9%</b>	<b>→</b>



### ACTIVITY

Cumulative percentage of contracted UDA delivered 2016 & 2017



Month	Adjusted Scheduled Activity (UDA)	
	2016	2017
April	971	1,063
May	2,721	2,689
June	4,068	4,040
July	6,592	6,113
August	8,386	7,638
September	10,102	9,421
October	11,997	11,060
November	13,471	12,951
December	15,142	14,659
January	16,089	
February	18,391	
March	19,818	
April	20,366	
May	20,375	
June	20,386	

### QUALITY

	Quantity	Base Number	Contract	AT	Region	England
% of FP17s for the same patient ID Re-attending within 3 months - Children	84	1,606	5.2%	12.5%	13.4%	12.4%
% of FP17s for the same patient ID Re-attending within 3 months - Adults	825	5,798	14.2%	17.6%	17.3%	16.6%
% of FP17s for the same patient ID Re-attending between 3 & 9 months - Children	1,022	1,606	63.6%	53.9%	58.9%	57.5%
% of FP17s for the same patient ID Re-attending between 3 & 9 months - Adults	2,833	5,798	48.9%	44.9%	52.5%	50.4%
% of FP17s for Band 1 Urgent Courses	435	7,098	6.1%	11.6%	9.3%	9.1%
% of FP17s Relating to Free Repair or Replacements	73	7,098	1.0%	1.0%	1.0%	0.8%
% of FP17s Relating to Continuations	194	7,098	2.7%	1.4%	1.5%	1.3%
% of Patients satisfied with the dentistry they have received	26	26	100.0%	93.9%	93.1%	92.7%
% of Patients satisfied with the time they had to wait for an appointment	24	26	92.3%	89.2%	89.8%	88.8%

\* This is based on patients treated on this contract for their most recent course of treatment. Figures in italics indicate the base number of FP17s or Patient Questionnaire responses are less than 100. N/A is shown where the base number of responses is less than 10 during the period. % is calculated as Quantity/Base number\*100

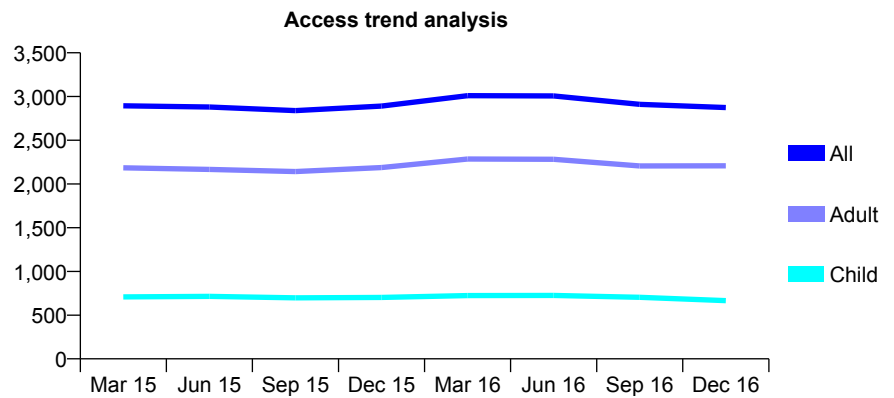
## Q48 - Vital Signs At a Glance Contract Report for 117005/0001 - December 2016

Name or company name	Stecewicz
Contract type name	GDS Contract
Purpose of contract	General
Contract start date	01/04/2012
Contract end date	

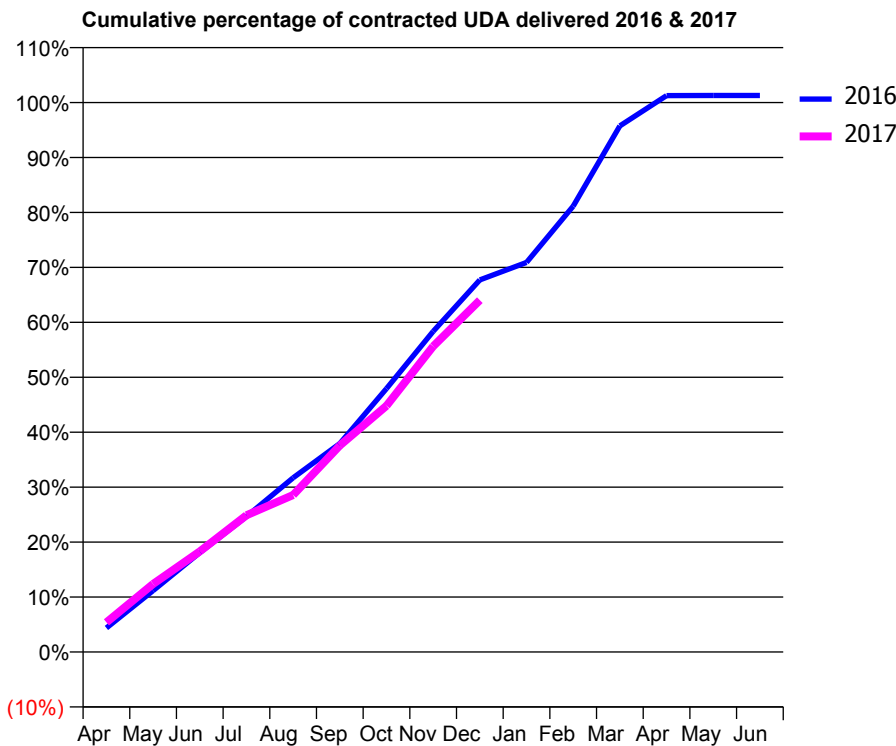
16/17 Contracted general activity (UDA)	10,700
Carry forward general activity (UDA)	0
16/17 Contracted orthodontic activity (UOA)	0
Carry forward orthodontic activity (UOA)	0
Baseline contract value	£234,651.30

### ACCESS\*

Patients seen in 24 months	Total	Change since previous quarter
Quarter ending December 2015	2,891	
Quarter ending March 2016	3,010	↑
Quarter ending June 2016	3,007	→
Quarter ending September 2016	2,910	↓
Quarter ending December 2016	2,874	↓
<b>Variance since December 2015</b>	<b>(0.6%)</b>	→



### ACTIVITY



Month	Adjusted Scheduled Activity (UDA)	
	2016	2017
April	468	577
May	1,196	1,325
June	1,935	1,959
July	2,638	2,662
August	3,391	3,058
September	4,059	4,021
October	5,130	4,794
November	6,245	5,953
December	7,246	6,851
January	7,587	
February	8,680	
March	10,245	
April	10,833	
May	10,836	
June	10,836	

### QUALITY

	Quantity	Base Number	Contract	AT	Region	England
% of FP17s for the same patient ID Re-attending within 3 months - Children	56	618	9.1%	12.5%	13.4%	12.4%
% of FP17s for the same patient ID Re-attending within 3 months - Adults	245	1,935	12.7%	17.6%	17.3%	16.6%
% of FP17s for the same patient ID Re-attending between 3 & 9 months - Children	318	618	51.5%	53.9%	58.9%	57.5%
% of FP17s for the same patient ID Re-attending between 3 & 9 months - Adults	926	1,935	47.9%	44.9%	52.5%	50.4%
% of FP17s for Band 1 Urgent Courses	210	2,359	8.9%	11.6%	9.3%	9.1%
% of FP17s Relating to Free Repair or Replacements	11	2,359	0.5%	1.0%	1.0%	0.8%
% of FP17s Relating to Continuations	12	2,359	0.5%	1.4%	1.5%	1.3%
% of Patients satisfied with the dentistry they have received	39	43	90.7%	93.9%	93.1%	92.7%
% of Patients satisfied with the time they had to wait for an appointment	35	43	81.4%	89.2%	89.8%	88.8%

\* This is based on patients treated on this contract for their most recent course of treatment. Figures in italics indicate the base number of FP17s or Patient Questionnaire responses are less than 100. N/A is shown where the base number of responses is less than 10 during the period. % is calculated as Quantity/Base number\*100

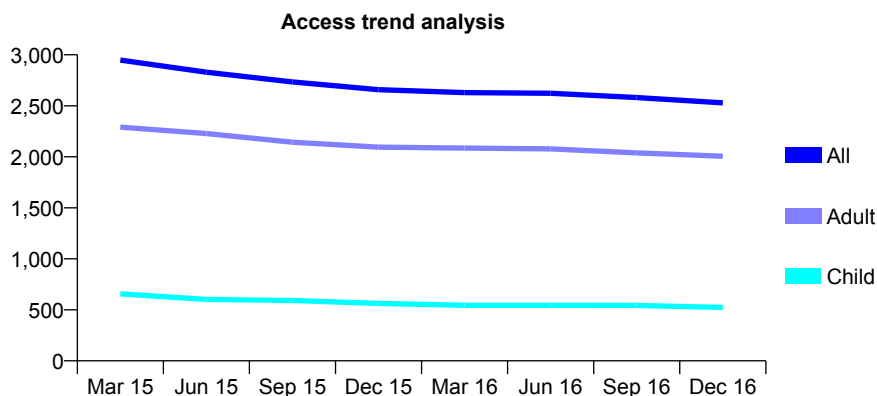
## Q48 - Vital Signs At a Glance Contract Report for 121355/0001 - December 2016

Name or company name	J Walker & A Dunn
Contract type name	GDS Contract
Purpose of contract	General
Contract start date	01/04/2007
Contract end date	

16/17 Contracted general activity (UDA)	9,392
Carry forward general activity (UDA)	104
16/17 Contracted orthodontic activity (UOA)	0
Carry forward orthodontic activity (UOA)	0
Baseline contract value	£239,591.59

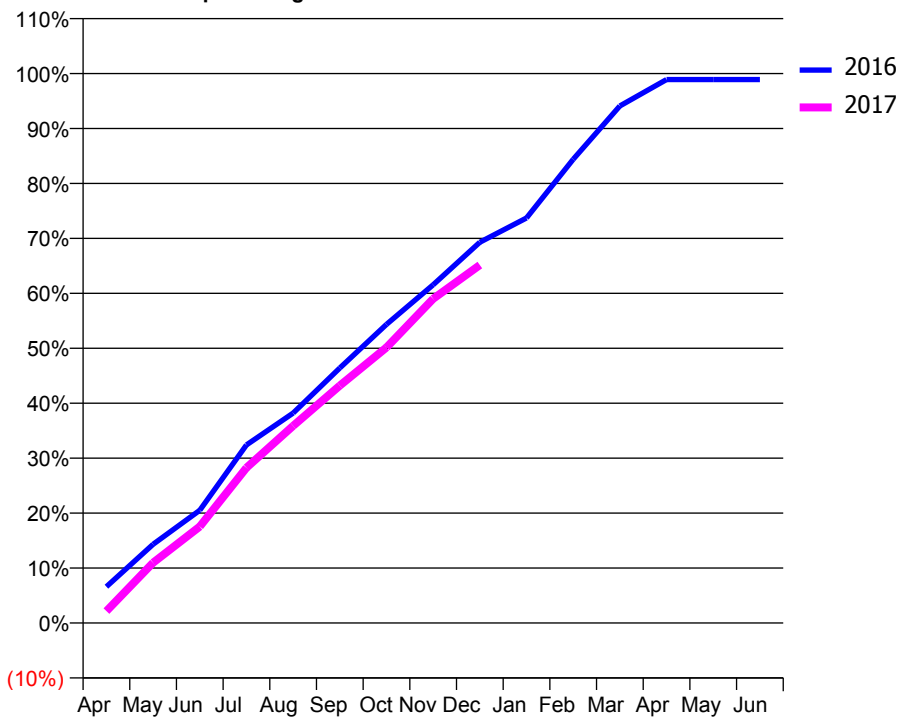
### ACCESS\*

Patients seen in 24 months	Total	Change since previous quarter
Quarter ending December 2015	2,658	
Quarter ending March 2016	2,630	↓
Quarter ending June 2016	2,623	→
Quarter ending September 2016	2,581	↓
Quarter ending December 2016	2,529	↓
<b>Variance since December 2015</b>	<b>(4.9%)</b>	<b>↓</b>



### ACTIVITY

Cumulative percentage of contracted UDA delivered 2016 & 2017



Adjusted Scheduled Activity (UDA)

Month	2016	2017
April	622	204
May	1,346	1,031
June	1,927	1,649
July	3,043	2,654
August	3,588	3,369
September	4,359	4,058
October	5,104	4,709
November	5,780	5,541
December	6,509	6,117
January	6,923	
February	7,925	
March	8,837	
April	9,288	
May	9,288	
June	9,288	

### QUALITY

	Quantity	Base Number	Contract	AT	Region	England
% of FP17s for the same patient ID Re-attending within 3 months - Children	56	543	10.3%	12.5%	13.4%	12.4%
% of FP17s for the same patient ID Re-attending within 3 months - Adults	593	2,375	25.0%	17.6%	17.3%	16.6%
% of FP17s for the same patient ID Re-attending between 3 & 9 months - Children	284	543	52.3%	53.9%	58.9%	57.5%
% of FP17s for the same patient ID Re-attending between 3 & 9 months - Adults	1,090	2,375	45.9%	44.9%	52.5%	50.4%
% of FP17s for Band 1 Urgent Courses	457	2,736	16.7%	11.6%	9.3%	9.1%
% of FP17s Relating to Free Repair or Replacements	9	2,736	0.3%	1.0%	1.0%	0.8%
% of FP17s Relating to Continuations	76	2,736	2.8%	1.4%	1.5%	1.3%
% of Patients satisfied with the dentistry they have received	10	10	100.0%	93.9%	93.1%	92.7%
% of Patients satisfied with the time they had to wait for an appointment	10	10	100.0%	89.2%	89.8%	88.8%

\* This is based on patients treated on this contract for their most recent course of treatment. Figures in italics indicate the base number of FP17s or Patient Questionnaire responses are less than 100. N/A is shown where the base number of responses is less than 10 during the period. % is calculated as Quantity/Base number\*100

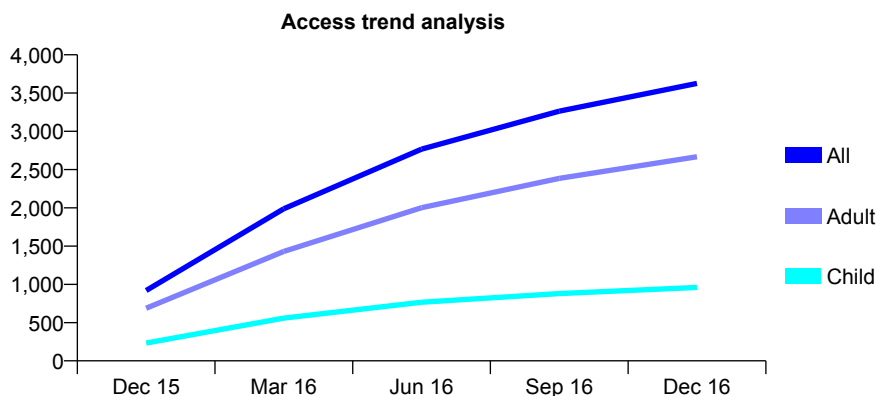
## Q48 - Vital Signs At a Glance Contract Report for 121681/0001 - December 2016

Name or company name	Laurel Villa Dental
Contract type name	GDS Contract
Purpose of contract	General
Contract start date	01/10/2015
Contract end date	

16/17 Contracted general activity (UDA)	16,000
Carry forward general activity (UDA)	0
16/17 Contracted orthodontic activity (UOA)	0
Carry forward orthodontic activity (UOA)	0
Baseline contract value	£386,904.36

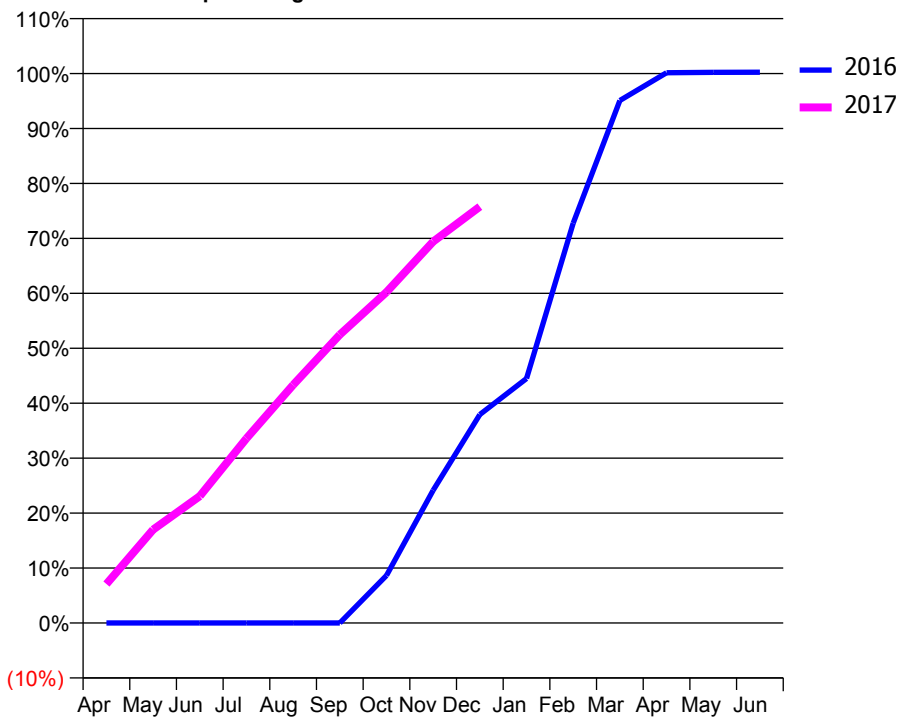
### ACCESS\*

Patients seen in 24 months	Total	Change since previous quarter
Quarter ending December 2015	920	
Quarter ending March 2016	1,988	↑
Quarter ending June 2016	2,767	↑
Quarter ending September 2016	3,264	↑
Quarter ending December 2016	3,626	↑
<b>Variance since December 2015</b>	<b>294.1%</b>	<b>↑</b>



### ACTIVITY

Cumulative percentage of contracted UDA delivered 2016 & 2017



Month	Adjusted Scheduled Activity (UDA)	
	2016	2017
April	0	1,134
May	0	2,719
June	0	3,695
July	0	5,377
August	0	6,933
September	0	8,397
October	692	9,634
November	1,932	11,105
December	3,035	12,125
January	3,559	
February	5,821	
March	7,607	
April	8,011	
May	8,017	
June	8,018	

### QUALITY

	Quantity	Base Number	Contract	AT	Region	England
% of FP17s for the same patient ID Re-attending within 3 months - Children	104	1,015	10.2%	12.5%	13.4%	12.4%
% of FP17s for the same patient ID Re-attending within 3 months - Adults	681	3,108	21.9%	17.6%	17.3%	16.6%
% of FP17s for the same patient ID Re-attending between 3 & 9 months - Children	411	1,015	40.5%	53.9%	58.9%	57.5%
% of FP17s for the same patient ID Re-attending between 3 & 9 months - Adults	1,008	3,108	32.4%	44.9%	52.5%	50.4%
% of FP17s for Band 1 Urgent Courses	524	4,001	13.1%	11.6%	9.3%	9.1%
% of FP17s Relating to Free Repair or Replacements	34	4,001	0.8%	1.0%	1.0%	0.8%
% of FP17s Relating to Continuations	63	4,001	1.6%	1.4%	1.5%	1.3%
% of Patients satisfied with the dentistry they have received	5	5	N/A	93.9%	93.1%	92.7%
% of Patients satisfied with the time they had to wait for an appointment	3	5	N/A	89.2%	89.8%	88.8%

\* This is based on patients treated on this contract for their most recent course of treatment. Figures in italics indicate the base number of FP17s or Patient Questionnaire responses are less than 100. N/A is shown where the base number of responses is less than 10 during the period. % is calculated as Quantity/Base number\*100

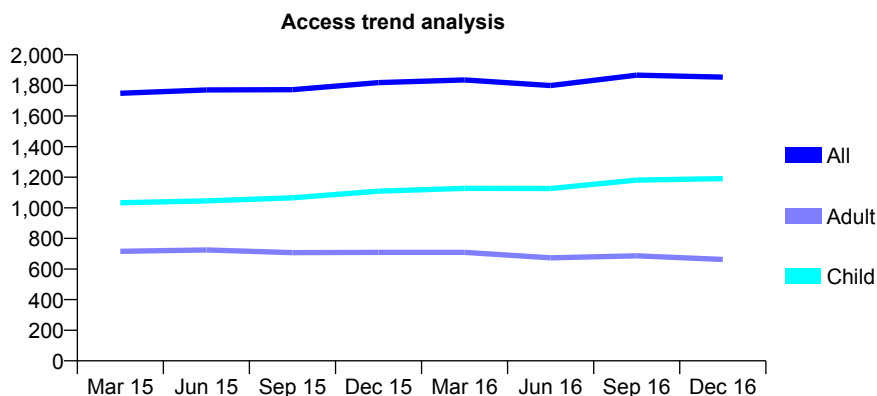
## Q48 - Vital Signs At a Glance Contract Report for 122653/0001 - December 2016

Name or company name	Rose Lane Dental Practice
Contract type name	GDS Contract
Purpose of contract	General
Contract start date	01/04/2010
Contract end date	

16/17 Contracted general activity (UDA)	4,452
Carry forward general activity (UDA)	0
16/17 Contracted orthodontic activity (UOA)	0
Carry forward orthodontic activity (UOA)	0
Baseline contract value	£113,571.31

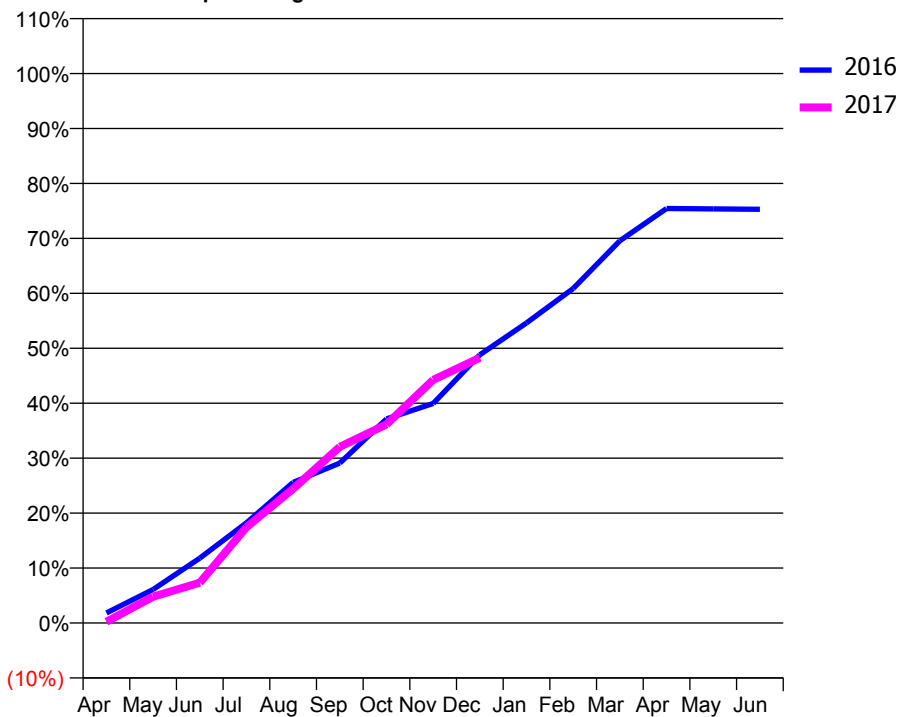
### ACCESS\*

Patients seen in 24 months	Total	Change since previous quarter
Quarter ending December 2015	1,818	
Quarter ending March 2016	1,836	→
Quarter ending June 2016	1,799	↓
Quarter ending September 2016	1,867	↑
Quarter ending December 2016	1,854	→
<b>Variance since December 2015</b>	<b>2.0%</b>	<b>→</b>



### ACTIVITY

Cumulative percentage of contracted UDA delivered 2016 & 2017



Month	Adjusted Scheduled Activity (UDA)	
	2016	2017
April	81	10
May	272	214
June	525	327
July	812	776
August	1,140	1,088
September	1,295	1,428
October	1,654	1,609
November	1,779	1,970
December	2,173	2,150
January	2,431	
February	2,710	
March	3,097	
April	3,358	
May	3,355	
June	3,352	

### QUALITY

	Quantity	Base Number	Contract	AT	Region	England
% of FP17s for the same patient ID Re-attending within 3 months - Children	84	1,081	7.8%	12.5%	13.4%	12.4%
% of FP17s for the same patient ID Re-attending within 3 months - Adults	27	416	6.5%	17.6%	17.3%	16.6%
% of FP17s for the same patient ID Re-attending between 3 & 9 months - Children	489	1,081	45.2%	53.9%	58.9%	57.5%
% of FP17s for the same patient ID Re-attending between 3 & 9 months - Adults	143	416	34.4%	44.9%	52.5%	50.4%
% of FP17s for Band 1 Urgent Courses	19	1,325	1.4%	11.6%	9.3%	9.1%
% of FP17s Relating to Free Repair or Replacements	0	1,325	0.0%	1.0%	1.0%	0.8%
% of FP17s Relating to Continuations	0	1,325	0.0%	1.4%	1.5%	1.3%
% of Patients satisfied with the dentistry they have received	3	3	N/A	93.9%	93.1%	92.7%
% of Patients satisfied with the time they had to wait for an appointment	3	3	N/A	89.2%	89.8%	88.8%

\* This is based on patients treated on this contract for their most recent course of treatment. Figures in italics indicate the base number of FP17s or Patient Questionnaire responses are less than 100. N/A is shown where the base number of responses is less than 10 during the period. % is calculated as Quantity/Base number\*100

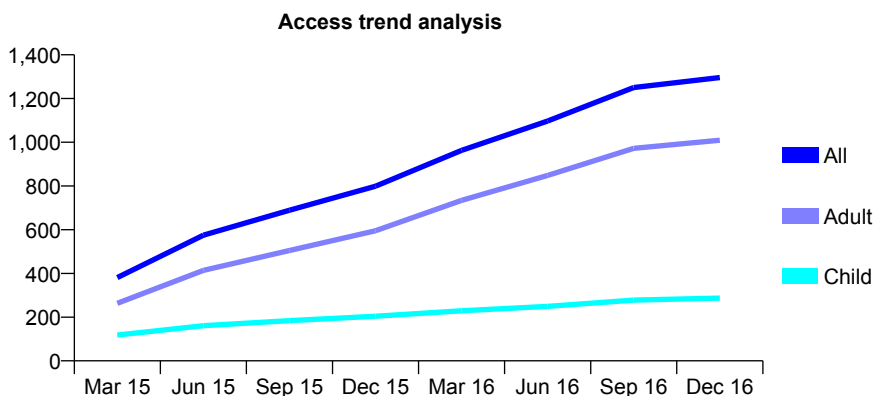
## Q48 - Vital Signs At a Glance Contract Report for 122858/0001 - December 2016

Name or company name	Baycliff Dental Practices
Contract type name	GDS Contract
Purpose of contract	General
Contract start date	01/10/2014
Contract end date	

16/17 Contracted general activity (UDA)	6,769
Carry forward general activity (UDA)	0
16/17 Contracted orthodontic activity (UOA)	0
Carry forward orthodontic activity (UOA)	0
Baseline contract value	£172,678.39

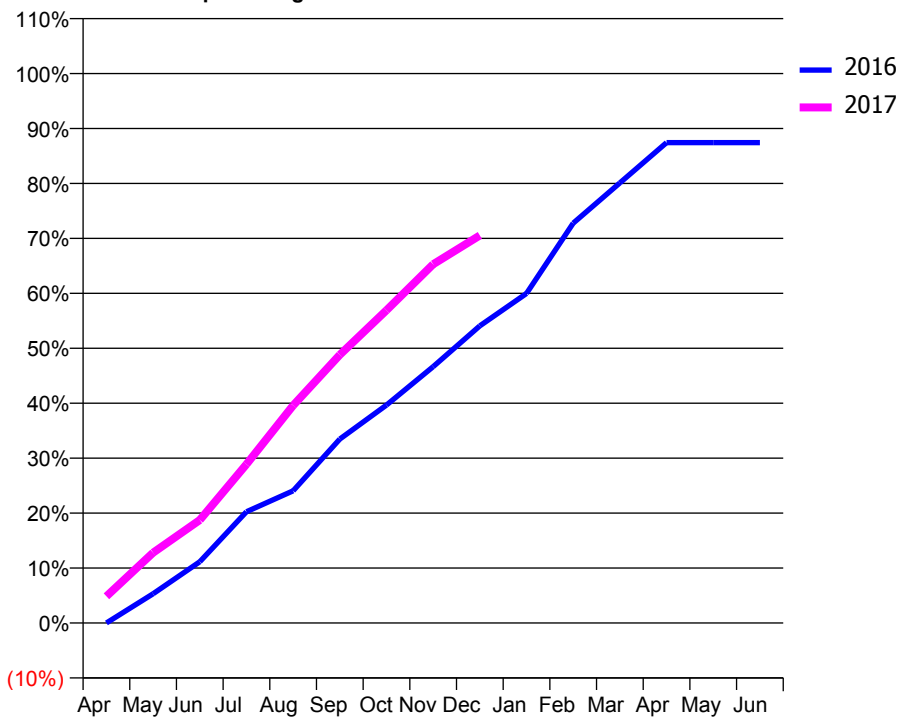
### ACCESS\*

Patients seen in 24 months	Total	Change since previous quarter
Quarter ending December 2015	799	
Quarter ending March 2016	963	↑
Quarter ending June 2016	1,097	↑
Quarter ending September 2016	1,250	↑
Quarter ending December 2016	1,296	↑
<b>Variance since December 2015</b>	<b>62.2%</b>	<b>↑</b>



### ACTIVITY

Cumulative percentage of contracted UDA delivered 2016 & 2017



Month	Adjusted Scheduled Activity (UDA)	
	2016	2017
April	0	329
May	361	866
June	756	1,269
July	1,371	1,955
August	1,629	2,680
September	2,267	3,304
October	2,685	3,854
November	3,158	4,419
December	3,661	4,774
January	4,059	
February	4,926	
March	5,422	
April	5,918	
May	5,918	
June	5,918	

### QUALITY

	Quantity	Base Number	Contract	AT	Region	England
% of FP17s for the same patient ID Re-attending within 3 months - Children	19	259	7.3%	12.5%	13.4%	12.4%
% of FP17s for the same patient ID Re-attending within 3 months - Adults	182	969	18.8%	17.6%	17.3%	16.6%
% of FP17s for the same patient ID Re-attending between 3 & 9 months - Children	86	259	33.2%	53.9%	58.9%	57.5%
% of FP17s for the same patient ID Re-attending between 3 & 9 months - Adults	281	969	29.0%	44.9%	52.5%	50.4%
% of FP17s for Band 1 Urgent Courses	160	1,122	14.3%	11.6%	9.3%	9.1%
% of FP17s Relating to Free Repair or Replacements	0	1,122	0.0%	1.0%	1.0%	0.8%
% of FP17s Relating to Continuations	8	1,122	0.7%	1.4%	1.5%	1.3%
% of Patients satisfied with the dentistry they have received	4	4	N/A	93.9%	93.1%	92.7%
% of Patients satisfied with the time they had to wait for an appointment	4	4	N/A	89.2%	89.8%	88.8%

\* This is based on patients treated on this contract for their most recent course of treatment. Figures in italics indicate the base number of FP17s or Patient Questionnaire responses are less than 100. N/A is shown where the base number of responses is less than 10 during the period. % is calculated as Quantity/Base number\*100



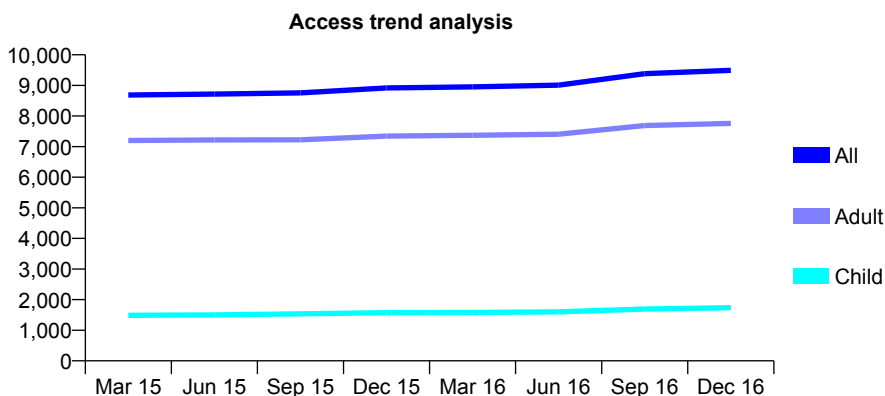
## Q48 - Vital Signs At a Glance Contract Report for 123293/0001 - December 2016

Name or company name	Smithdown Dental Practice
Contract type name	GDS Contract
Purpose of contract	General
Contract start date	01/10/2011
Contract end date	

16/17 Contracted general activity (UDA)	27,825
Carry forward general activity (UDA)	0
16/17 Contracted orthodontic activity (UOA)	0
Carry forward orthodontic activity (UOA)	0
Baseline contract value	£753,500.70

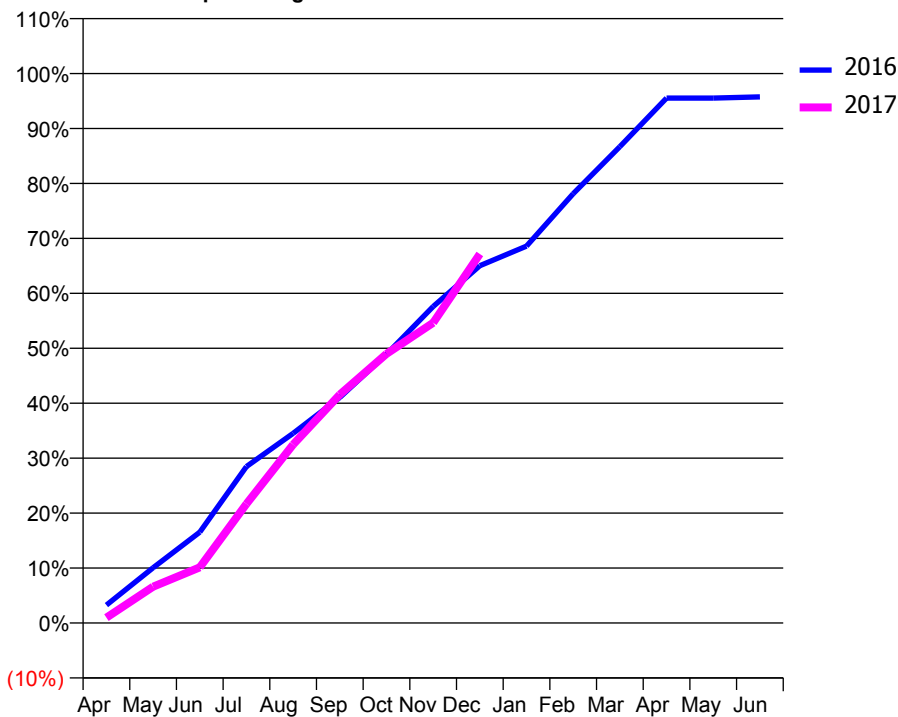
### ACCESS\*

Patients seen in 24 months	Total	Change since previous quarter
Quarter ending December 2015	8,918	
Quarter ending March 2016	8,952	→
Quarter ending June 2016	9,007	→
Quarter ending September 2016	9,382	↑
Quarter ending December 2016	9,493	→
<b>Variance since December 2015</b>	<b>6.4%</b>	<b>↑</b>



### ACTIVITY

Cumulative percentage of contracted UDA delivered 2016 & 2017



Month	Adjusted Scheduled Activity (UDA)	
	2016	2017
April	908	272
May	2,797	1,842
June	4,601	2,822
July	7,921	6,030
August	9,606	9,036
September	11,424	11,572
October	13,611	13,627
November	16,028	15,202
December	18,094	18,687
January	19,083	
February	21,741	
March	24,126	
April	26,580	
May	26,578	
June	26,644	

### QUALITY

	Quantity	Base Number	Contract	AT	Region	England
% of FP17s for the same patient ID Re-attending within 3 months - Children	53	1,446	3.7%	12.5%	13.4%	12.4%
% of FP17s for the same patient ID Re-attending within 3 months - Adults	491	6,275	7.8%	17.6%	17.3%	16.6%
% of FP17s for the same patient ID Re-attending between 3 & 9 months - Children	433	1,446	29.9%	53.9%	58.9%	57.5%
% of FP17s for the same patient ID Re-attending between 3 & 9 months - Adults	1,880	6,275	30.0%	44.9%	52.5%	50.4%
% of FP17s for Band 1 Urgent Courses	949	6,800	14.0%	11.6%	9.3%	9.1%
% of FP17s Relating to Free Repair or Replacements	29	6,800	0.4%	1.0%	1.0%	0.8%
% of FP17s Relating to Continuations	1	6,800	0.0%	1.4%	1.5%	1.3%
% of Patients satisfied with the dentistry they have received	20	22	90.9%	93.9%	93.1%	92.7%
% of Patients satisfied with the time they had to wait for an appointment	20	22	90.9%	89.2%	89.8%	88.8%

\* This is based on patients treated on this contract for their most recent course of treatment. Figures in italics indicate the base number of FP17s or Patient Questionnaire responses are less than 100. N/A is shown where the base number of responses is less than 10 during the period. % is calculated as Quantity/Base number\*100

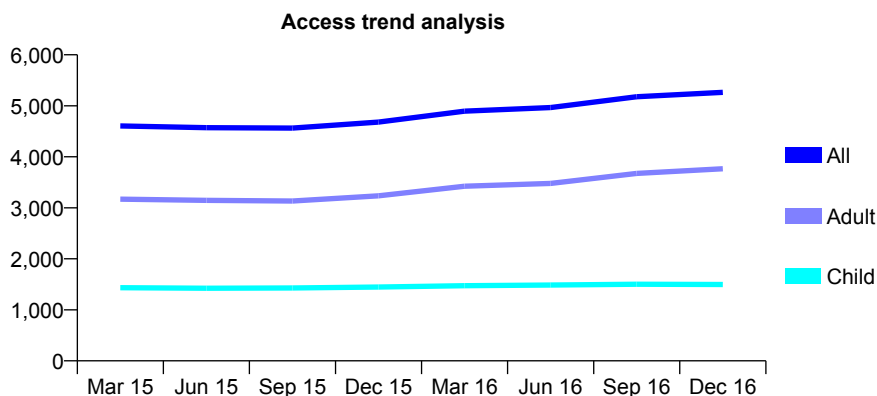
## Q48 - Vital Signs At a Glance Contract Report for 124494/0001 - December 2016

Name or company name	J Powell & D Collins
Contract type name	GDS Contract
Purpose of contract	General
Contract start date	01/04/2010
Contract end date	

16/17 Contracted general activity (UDA)	15,654
Carry forward general activity (UDA)	0
16/17 Contracted orthodontic activity (UOA)	0
Carry forward orthodontic activity (UOA)	0
Baseline contract value	£495,644.72

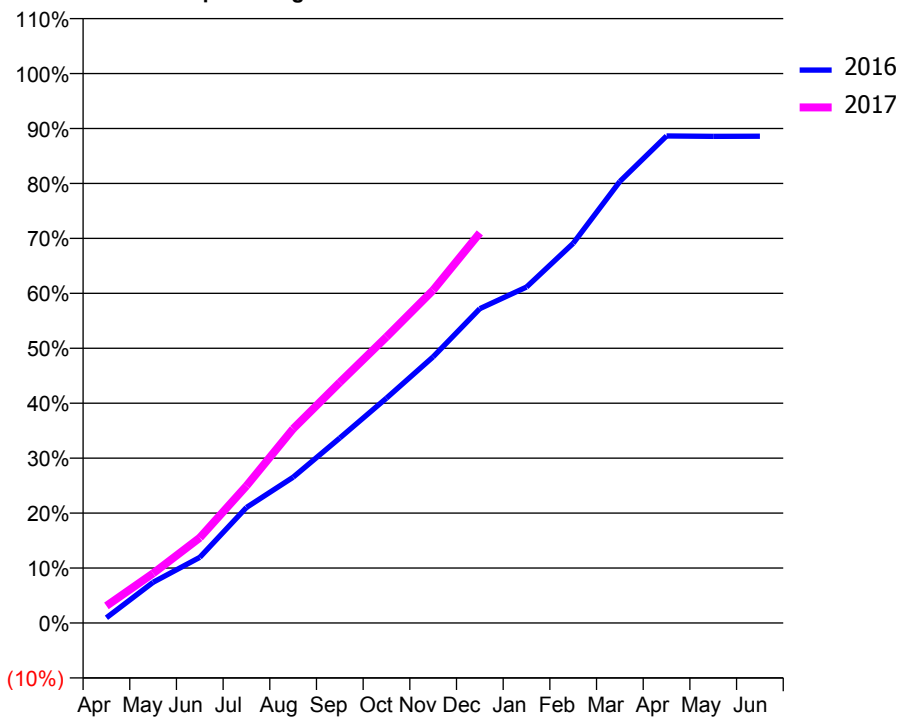
### ACCESS\*

Patients seen in 24 months	Total	Change since previous quarter
Quarter ending December 2015	4,681	
Quarter ending March 2016	4,895	↑
Quarter ending June 2016	4,966	→
Quarter ending September 2016	5,177	↑
Quarter ending December 2016	5,263	→
<b>Variance since December 2015</b>	<b>12.4%</b>	<b>↑</b>



### ACTIVITY

Cumulative percentage of contracted UDA delivered 2016 & 2017



Month	Adjusted Scheduled Activity (UDA)	
	2016	2017
April	149	487
May	1,162	1,416
June	1,872	2,429
July	3,292	3,905
August	4,154	5,534
September	5,270	6,856
October	6,408	8,150
November	7,586	9,483
December	8,954	11,114
January	9,572	
February	10,816	
March	12,581	
April	13,877	
May	13,865	
June	13,868	

### QUALITY

	Quantity	Base Number	Contract	AT	Region	England
% of FP17s for the same patient ID Re-attending within 3 months - Children	156	1,596	9.8%	12.5%	13.4%	12.4%
% of FP17s for the same patient ID Re-attending within 3 months - Adults	1,078	4,441	24.3%	17.6%	17.3%	16.6%
% of FP17s for the same patient ID Re-attending between 3 & 9 months - Children	765	1,596	47.9%	53.9%	58.9%	57.5%
% of FP17s for the same patient ID Re-attending between 3 & 9 months - Adults	1,858	4,441	41.8%	44.9%	52.5%	50.4%
% of FP17s for Band 1 Urgent Courses	616	5,528	11.1%	11.6%	9.3%	9.1%
% of FP17s Relating to Free Repair or Replacements	126	5,528	2.3%	1.0%	1.0%	0.8%
% of FP17s Relating to Continuations	177	5,528	3.2%	1.4%	1.5%	1.3%
% of Patients satisfied with the dentistry they have received	11	11	100.0%	93.9%	93.1%	92.7%
% of Patients satisfied with the time they had to wait for an appointment	9	11	81.8%	89.2%	89.8%	88.8%

\* This is based on patients treated on this contract for their most recent course of treatment. Figures in italics indicate the base number of FP17s or Patient Questionnaire responses are less than 100. N/A is shown where the base number of responses is less than 10 during the period. % is calculated as Quantity/Base number\*100

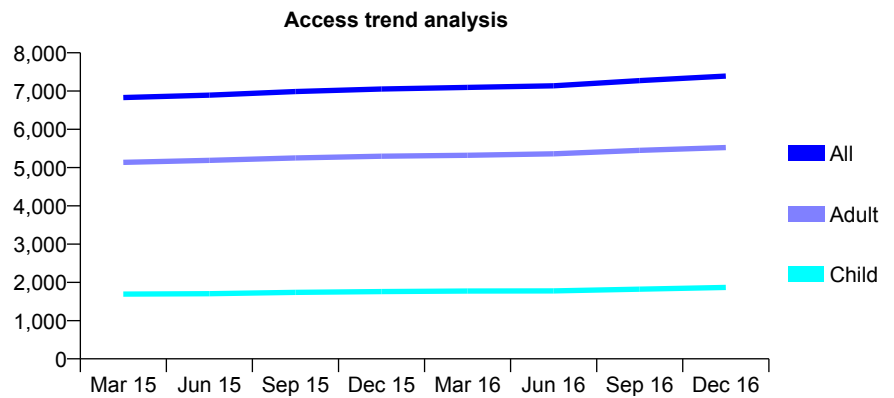
## Q48 - Vital Signs At a Glance Contract Report for 124834/0001 - December 2016

Name or company name	Alverna House Dental Practice Ltd
Contract type name	GDS Contract
Purpose of contract	General
Contract start date	01/04/2009
Contract end date	

16/17 Contracted general activity (UDA)	21,000
Carry forward general activity (UDA)	0
16/17 Contracted orthodontic activity (UOA)	0
Carry forward orthodontic activity (UOA)	0
Baseline contract value	£592,942.37

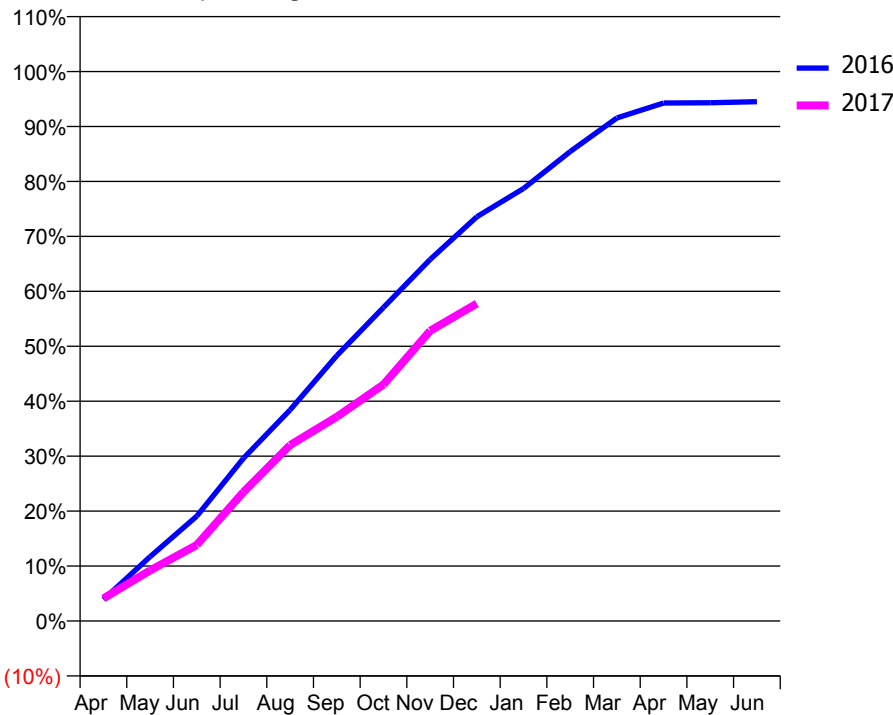
### ACCESS\*

Patients seen in 24 months	Total	Change since previous quarter
Quarter ending December 2015	7,054	
Quarter ending March 2016	7,094	→
Quarter ending June 2016	7,138	→
Quarter ending September 2016	7,273	→
Quarter ending December 2016	7,392	→
<b>Variance since December 2015</b>	<b>4.8%</b>	<b>↑</b>



### ACTIVITY

Cumulative percentage of contracted UDA delivered 2016 & 2017



Month	Adjusted Scheduled Activity (UDA)	
	2016	2017
April	825	866
May	2,458	1,934
June	4,010	2,910
July	6,220	4,929
August	8,072	6,727
September	10,141	7,806
October	11,984	9,040
November	13,816	11,091
December	15,450	12,132
January	16,530	
February	17,941	
March	19,227	
April	19,797	
May	19,804	
June	19,848	

### QUALITY

	Quantity	Base Number	Contract	AT	Region	England
% of FP17s for the same patient ID Re-attending within 3 months - Children	284	2,048	13.9%	12.5%	13.4%	12.4%
% of FP17s for the same patient ID Re-attending within 3 months - Adults	824	5,104	16.1%	17.6%	17.3%	16.6%
% of FP17s for the same patient ID Re-attending between 3 & 9 months - Children	1,051	2,048	51.3%	53.9%	58.9%	57.5%
% of FP17s for the same patient ID Re-attending between 3 & 9 months - Adults	2,235	5,104	43.8%	44.9%	52.5%	50.4%
% of FP17s for Band 1 Urgent Courses	698	6,133	11.4%	11.6%	9.3%	9.1%
% of FP17s Relating to Free Repair or Replacements	40	6,133	0.7%	1.0%	1.0%	0.8%
% of FP17s Relating to Continuations	32	6,133	0.5%	1.4%	1.5%	1.3%
% of Patients satisfied with the dentistry they have received	2	3	N/A	93.9%	93.1%	92.7%
% of Patients satisfied with the time they had to wait for an appointment	2	3	N/A	89.2%	89.8%	88.8%

\* This is based on patients treated on this contract for their most recent course of treatment. Figures in italics indicate the base number of FP17s or Patient Questionnaire responses are less than 100. N/A is shown where the base number of responses is less than 10 during the period. % is calculated as Quantity/Base number\*100

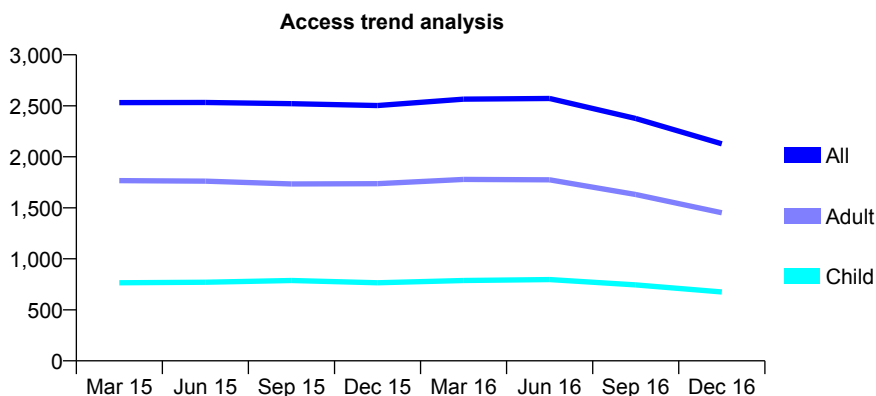
## Q48 - Vital Signs At a Glance Contract Report for 125547/0001 - December 2016

Name or company name	Parr Dental Surgery Limited
Contract type name	GDS Contract
Purpose of contract	General
Contract start date	01/01/2012
Contract end date	

16/17 Contracted general activity (UDA)	8,000
Carry forward general activity (UDA)	0
16/17 Contracted orthodontic activity (UOA)	0
Carry forward orthodontic activity (UOA)	0
Baseline contract value	£188,524.88

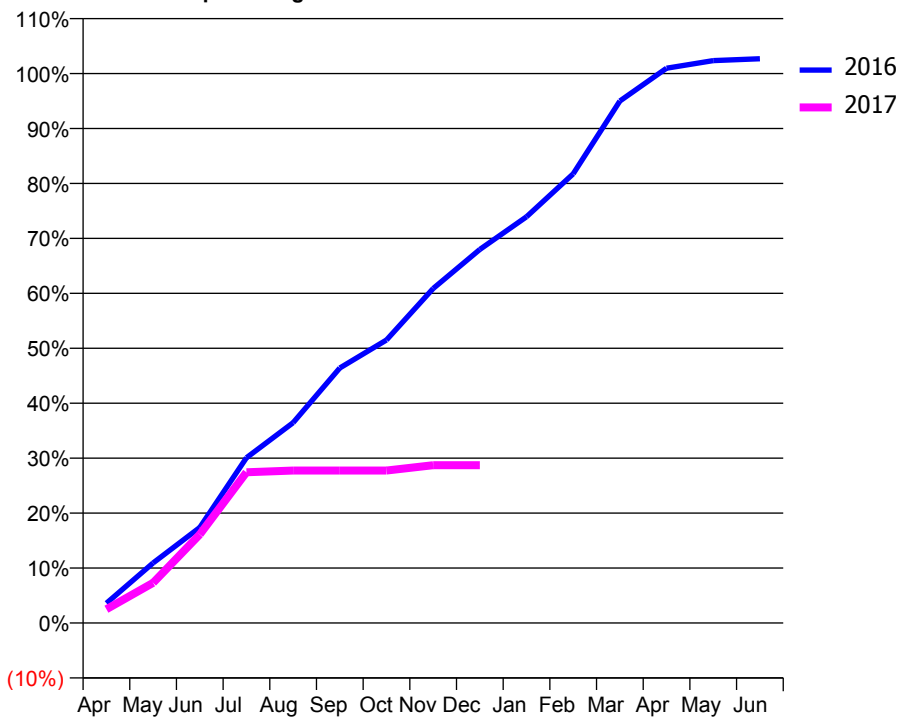
### ACCESS\*

Patients seen in 24 months	Total	Change since previous quarter
Quarter ending December 2015	2,502	
Quarter ending March 2016	2,565	↑
Quarter ending June 2016	2,572	→
Quarter ending September 2016	2,376	↓
Quarter ending December 2016	2,127	↓
<b>Variance since December 2015</b>	<b>(15.0%)</b>	<b>↓</b>



### ACTIVITY

Cumulative percentage of contracted UDA delivered 2016 & 2017



Month	Adjusted Scheduled Activity (UDA)	
	2016	2017
April	288	200
May	875	585
June	1,391	1,289
July	2,406	2,195
August	2,918	2,219
September	3,714	2,219
October	4,121	2,219
November	4,870	2,298
December	5,438	2,298
January	5,914	
February	6,540	
March	7,599	
April	8,076	
May	8,187	
June	8,216	

### QUALITY

	Quantity	Base Number	Contract	AT	Region	England
% of FP17s for the same patient ID Re-attending within 3 months - Children	23	330	7.0%	12.5%	13.4%	12.4%
% of FP17s for the same patient ID Re-attending within 3 months - Adults	82	598	13.7%	17.6%	17.3%	16.6%
% of FP17s for the same patient ID Re-attending between 3 & 9 months - Children	135	330	40.9%	53.9%	58.9%	57.5%
% of FP17s for the same patient ID Re-attending between 3 & 9 months - Adults	191	598	31.9%	44.9%	52.5%	50.4%
% of FP17s for Band 1 Urgent Courses	81	725	11.2%	11.6%	9.3%	9.1%
% of FP17s Relating to Free Repair or Replacements	2	725	0.3%	1.0%	1.0%	0.8%
% of FP17s Relating to Continuations	4	725	0.6%	1.4%	1.5%	1.3%
% of Patients satisfied with the dentistry they have received	5	6	N/A	93.9%	93.1%	92.7%
% of Patients satisfied with the time they had to wait for an appointment	5	6	N/A	89.2%	89.8%	88.8%

\* This is based on patients treated on this contract for their most recent course of treatment. Figures in italics indicate the base number of FP17s or Patient Questionnaire responses are less than 100. N/A is shown where the base number of responses is less than 10 during the period. % is calculated as Quantity/Base number\*100

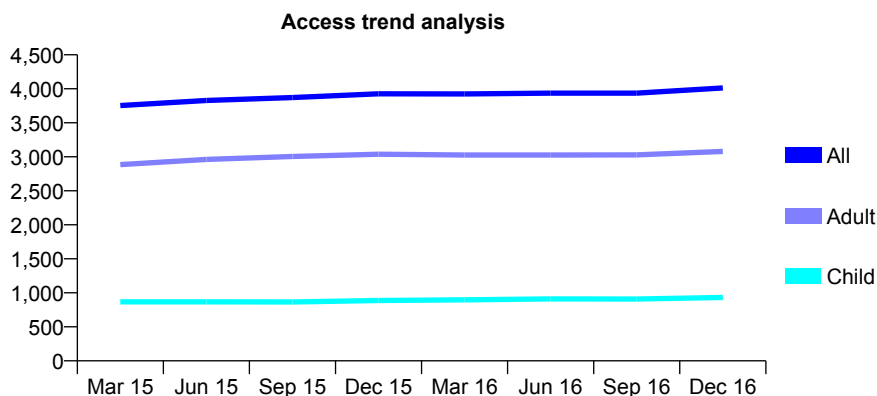
## Q48 - Vital Signs At a Glance Contract Report for 126942/0001 - December 2016

Name or company name	Windle House Dental
Contract type name	PDS Contract
Purpose of contract	General
Contract start date	21/03/2013
Contract end date	20/03/2023

16/17 Contracted general activity (UDA)	15,000
Carry forward general activity (UDA)	0
16/17 Contracted orthodontic activity (UOA)	0
Carry forward orthodontic activity (UOA)	0
Baseline contract value	£404,275.24

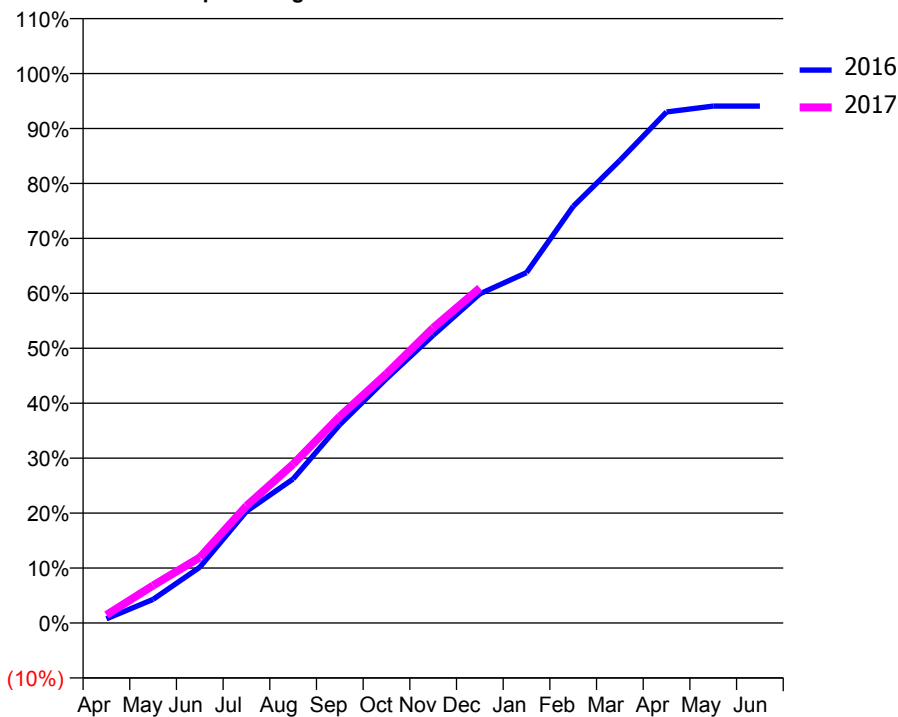
### ACCESS\*

Patients seen in 24 months	Total	Change since previous quarter
Quarter ending December 2015	3,926	
Quarter ending March 2016	3,924	→
Quarter ending June 2016	3,937	→
Quarter ending September 2016	3,937	→
Quarter ending December 2016	4,012	→
<b>Variance since December 2015</b>	<b>2.2%</b>	<b>↑</b>



### ACTIVITY

Cumulative percentage of contracted UDA delivered 2016 & 2017



Month	Adjusted Scheduled Activity (UDA)	
	2016	2017
April	115	221
May	647	1,024
June	1,522	1,791
July	3,047	3,197
August	3,935	4,337
September	5,416	5,641
October	6,671	6,806
November	7,854	8,057
December	8,986	9,145
January	9,564	
February	11,373	
March	12,628	
April	13,951	
May	14,112	
June	14,112	

### QUALITY

	Quantity	Base Number	Contract	AT	Region	England
% of FP17s for the same patient ID Re-attending within 3 months - Children	146	1,137	12.8%	12.5%	13.4%	12.4%
% of FP17s for the same patient ID Re-attending within 3 months - Adults	680	3,153	21.6%	17.6%	17.3%	16.6%
% of FP17s for the same patient ID Re-attending between 3 & 9 months - Children	663	1,137	58.3%	53.9%	58.9%	57.5%
% of FP17s for the same patient ID Re-attending between 3 & 9 months - Adults	1,445	3,153	45.8%	44.9%	52.5%	50.4%
% of FP17s for Band 1 Urgent Courses	519	3,765	13.8%	11.6%	9.3%	9.1%
% of FP17s Relating to Free Repair or Replacements	108	3,765	2.9%	1.0%	1.0%	0.8%
% of FP17s Relating to Continuations	48	3,765	1.3%	1.4%	1.5%	1.3%
% of Patients satisfied with the dentistry they have received	7	8	N/A	93.9%	93.1%	92.7%
% of Patients satisfied with the time they had to wait for an appointment	8	8	N/A	89.2%	89.8%	88.8%

\* This is based on patients treated on this contract for their most recent course of treatment. Figures in italics indicate the base number of FP17s or Patient Questionnaire responses are less than 100. N/A is shown where the base number of responses is less than 10 during the period. % is calculated as Quantity/Base number\*100

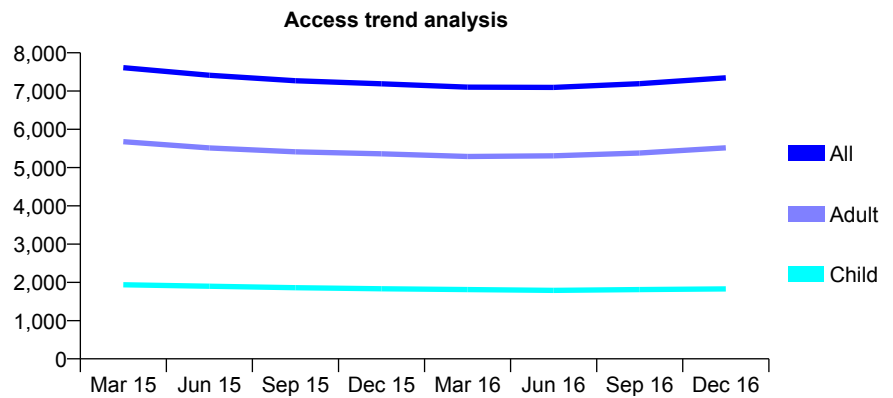
## Q48 - Vital Signs At a Glance Contract Report for 127450/0001 - December 2016

Name or company name	The Kirkby Family Dental Centre
Contract type name	GDS Contract
Purpose of contract	General
Contract start date	01/04/2006
Contract end date	

16/17 Contracted general activity (UDA)	31,738
Carry forward general activity (UDA)	0
16/17 Contracted orthodontic activity (UOA)	0
Carry forward orthodontic activity (UOA)	0
Baseline contract value	£813,668.77

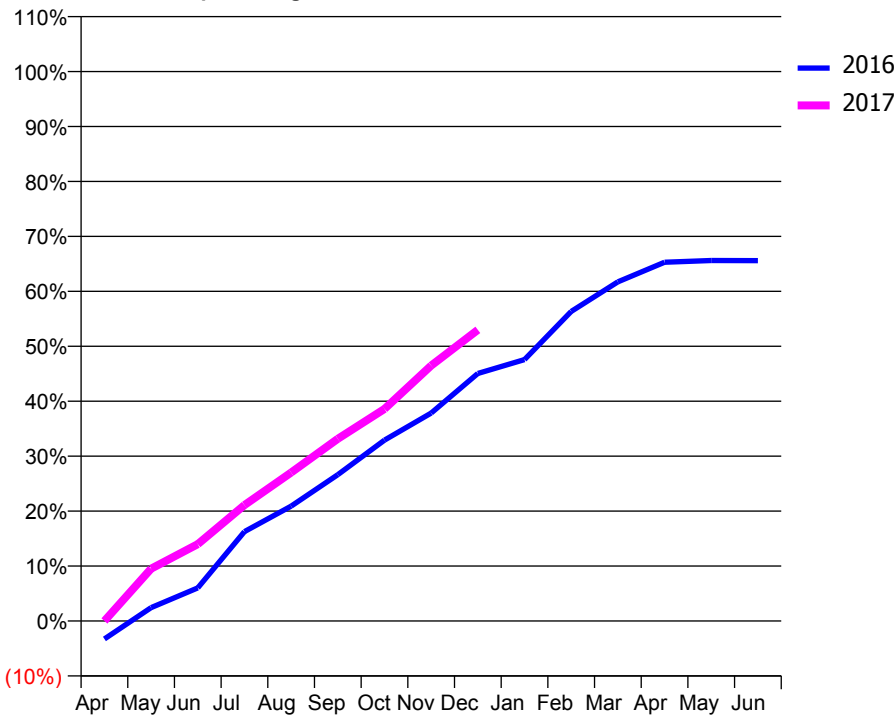
### ACCESS\*

Patients seen in 24 months	Total	Change since previous quarter
Quarter ending December 2015	7,190	
Quarter ending March 2016	7,102	↓
Quarter ending June 2016	7,097	→
Quarter ending September 2016	7,193	→
Quarter ending December 2016	7,345	↑
<b>Variance since December 2015</b>	<b>2.2%</b>	<b>↑</b>



### ACTIVITY

Cumulative percentage of contracted UDA delivered 2016 & 2017



Month	Adjusted Scheduled Activity (UDA)	
	2016	2017
April	-1,043	0
May	778	3,021
June	1,917	4,437
July	5,162	6,697
August	6,639	8,575
September	8,451	10,521
October	10,445	12,250
November	12,008	14,750
December	14,301	16,816
January	15,100	
February	17,881	
March	19,590	
April	20,720	
May	20,825	
June	20,816	

### QUALITY

	Quantity	Base Number	Contract	AT	Region	England
% of FP17s for the same patient ID Re-attending within 3 months - Children	118	1,728	6.8%	12.5%	13.4%	12.4%
% of FP17s for the same patient ID Re-attending within 3 months - Adults	559	4,934	11.3%	17.6%	17.3%	16.6%
% of FP17s for the same patient ID Re-attending between 3 & 9 months - Children	835	1,728	48.3%	53.9%	58.9%	57.5%
% of FP17s for the same patient ID Re-attending between 3 & 9 months - Adults	2,332	4,934	47.3%	44.9%	52.5%	50.4%
% of FP17s for Band 1 Urgent Courses	476	6,149	7.7%	11.6%	9.3%	9.1%
% of FP17s Relating to Free Repair or Replacements	30	6,149	0.5%	1.0%	1.0%	0.8%
% of FP17s Relating to Continuations	26	6,149	0.4%	1.4%	1.5%	1.3%
% of Patients satisfied with the dentistry they have received	7	8	N/A	93.9%	93.1%	92.7%
% of Patients satisfied with the time they had to wait for an appointment	5	8	N/A	89.2%	89.8%	88.8%

\* This is based on patients treated on this contract for their most recent course of treatment. Figures in italics indicate the base number of FP17s or Patient Questionnaire responses are less than 100. N/A is shown where the base number of responses is less than 10 during the period. % is calculated as Quantity/Base number\*100

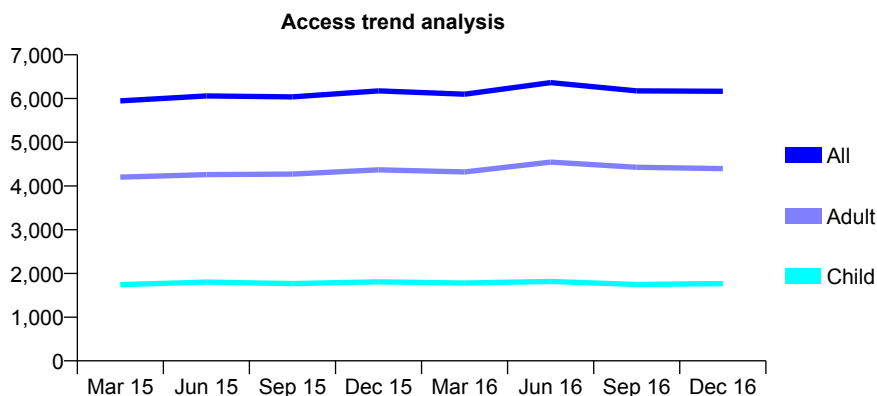
## Q48 - Vital Signs At a Glance Contract Report for 128058/0001 - December 2016

Name or company name	The Towerhill Family Dental Centre
Contract type name	GDS Contract
Purpose of contract	General
Contract start date	01/04/2006
Contract end date	

16/17 Contracted general activity (UDA)	21,158
Carry forward general activity (UDA)	0
16/17 Contracted orthodontic activity (UOA)	0
Carry forward orthodontic activity (UOA)	0
Baseline contract value	£542,445.86

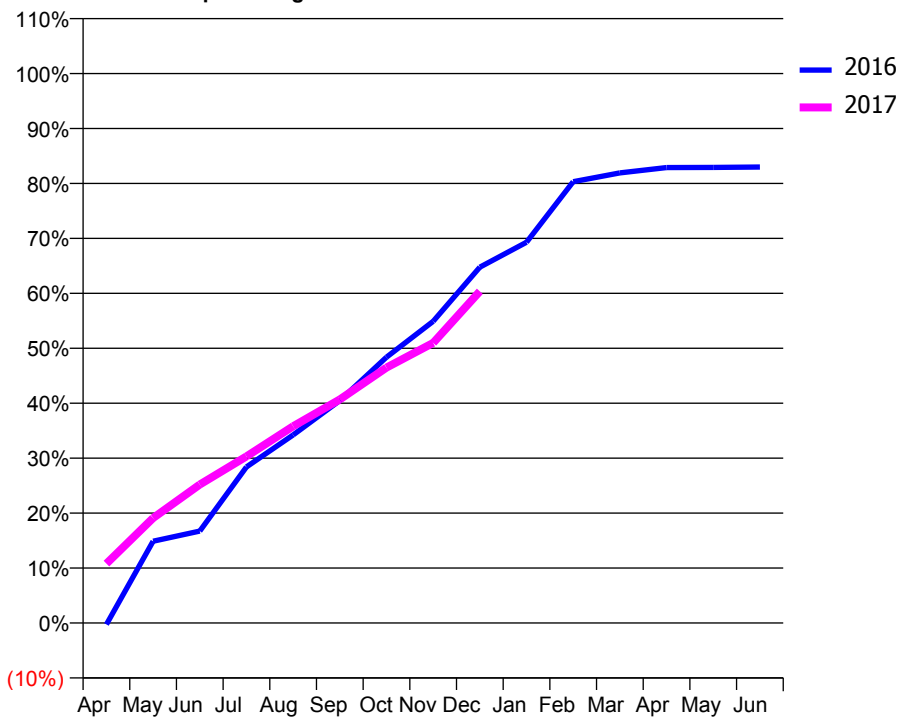
### ACCESS\*

Patients seen in 24 months	Total	Change since previous quarter
Quarter ending December 2015	6,176	
Quarter ending March 2016	6,098	↓
Quarter ending June 2016	6,363	↑
Quarter ending September 2016	6,174	↓
Quarter ending December 2016	6,165	→
<b>Variance since December 2015</b>	<b>(0.2%)</b>	→



### ACTIVITY

Cumulative percentage of contracted UDA delivered 2016 & 2017



Month	Adjusted Scheduled Activity (UDA)	
	2016	2017
April	-59	2,288
May	3,150	4,045
June	3,539	5,331
July	6,008	6,417
August	7,240	7,573
September	8,567	8,607
October	10,235	9,837
November	11,619	10,784
December	13,702	12,769
January	14,659	
February	16,990	
March	17,329	
April	17,538	
May	17,541	
June	17,555	

### QUALITY

	Quantity	Base Number	Contract	AT	Region	England
% of FP17s for the same patient ID Re-attending within 3 months - Children	113	1,645	6.9%	12.5%	13.4%	12.4%
% of FP17s for the same patient ID Re-attending within 3 months - Adults	419	3,828	10.9%	17.6%	17.3%	16.6%
% of FP17s for the same patient ID Re-attending between 3 & 9 months - Children	786	1,645	47.8%	53.9%	58.9%	57.5%
% of FP17s for the same patient ID Re-attending between 3 & 9 months - Adults	1,925	3,828	50.3%	44.9%	52.5%	50.4%
% of FP17s for Band 1 Urgent Courses	512	5,396	9.5%	11.6%	9.3%	9.1%
% of FP17s Relating to Free Repair or Replacements	12	5,396	0.2%	1.0%	1.0%	0.8%
% of FP17s Relating to Continuations	19	5,396	0.4%	1.4%	1.5%	1.3%
% of Patients satisfied with the dentistry they have received	4	6	N/A	93.9%	93.1%	92.7%
% of Patients satisfied with the time they had to wait for an appointment	3	6	N/A	89.2%	89.8%	88.8%

\* This is based on patients treated on this contract for their most recent course of treatment. Figures in italics indicate the base number of FP17s or Patient Questionnaire responses are less than 100. N/A is shown where the base number of responses is less than 10 during the period. % is calculated as Quantity/Base number\*100



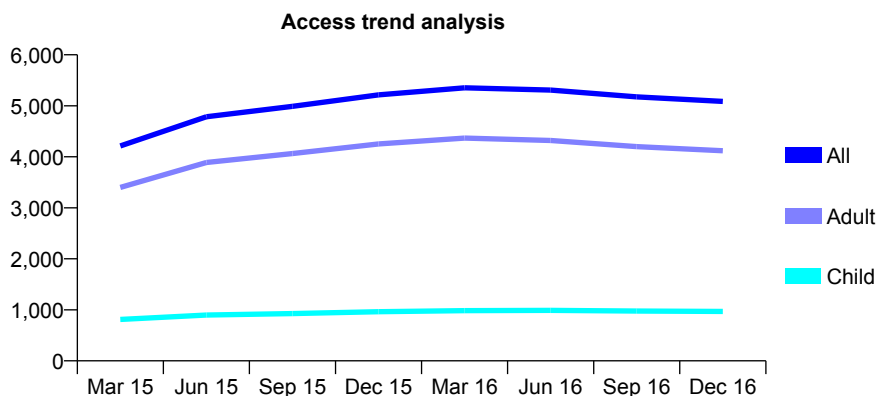
## Q48 - Vital Signs At a Glance Contract Report for 131571/0001 - December 2016

Name or company name	Northway Dental Limited
Contract type name	GDS Contract
Purpose of contract	General
Contract start date	01/05/2014
Contract end date	

16/17 Contracted general activity (UDA)	13,869
Carry forward general activity (UDA)	0
16/17 Contracted orthodontic activity (UOA)	0
Carry forward orthodontic activity (UOA)	0
Baseline contract value	£418,524.16

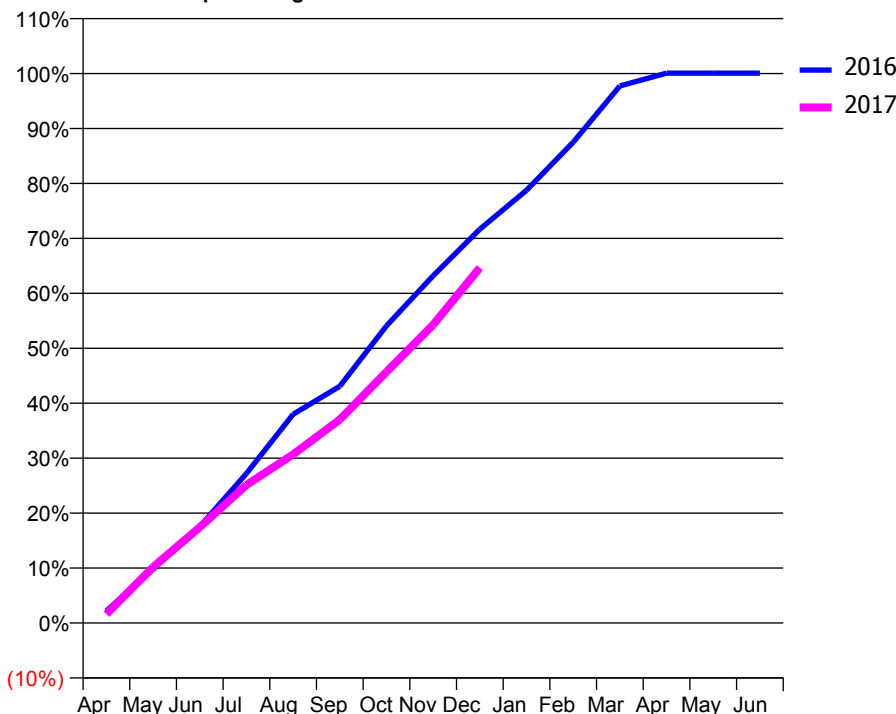
### ACCESS\*

Patients seen in 24 months	Total	Change since previous quarter
Quarter ending December 2015	5,215	
Quarter ending March 2016	5,352	↑
Quarter ending June 2016	5,308	→
Quarter ending September 2016	5,176	↓
Quarter ending December 2016	5,087	↓
<b>Variance since December 2015</b>	<b>(2.5%)</b>	<b>↓</b>



### ACTIVITY

Cumulative percentage of contracted UDA delivered 2016 & 2017



Month	Adjusted Scheduled Activity (UDA)	
	2016	2017
April	307	227
May	1,363	1,413
June	2,434	2,418
July	3,773	3,483
August	5,268	4,256
September	5,977	5,136
October	7,500	6,338
November	8,765	7,527
December	9,939	8,966
January	10,922	
February	12,135	
March	13,553	
April	13,877	
May	13,879	
June	13,880	

### QUALITY

	Quantity	Base Number	Contract	AT	Region	England
% of FP17s for the same patient ID Re-attending within 3 months - Children	211	1,320	16.0%	12.5%	13.4%	12.4%
% of FP17s for the same patient ID Re-attending within 3 months - Adults	542	3,666	14.8%	17.6%	17.3%	16.6%
% of FP17s for the same patient ID Re-attending between 3 & 9 months - Children	720	1,320	54.5%	53.9%	58.9%	57.5%
% of FP17s for the same patient ID Re-attending between 3 & 9 months - Adults	1,485	3,666	40.5%	44.9%	52.5%	50.4%
% of FP17s for Band 1 Urgent Courses	198	3,979	5.0%	11.6%	9.3%	9.1%
% of FP17s Relating to Free Repair or Replacements	125	3,979	3.1%	1.0%	1.0%	0.8%
% of FP17s Relating to Continuations	117	3,979	2.9%	1.4%	1.5%	1.3%
% of Patients satisfied with the dentistry they have received	8	8	N/A	93.9%	93.1%	92.7%
% of Patients satisfied with the time they had to wait for an appointment	7	8	N/A	89.2%	89.8%	88.8%

\* This is based on patients treated on this contract for their most recent course of treatment. Figures in italics indicate the base number of FP17s or Patient Questionnaire responses are less than 100. N/A is shown where the base number of responses is less than 10 during the period. % is calculated as Quantity/Base number\*100

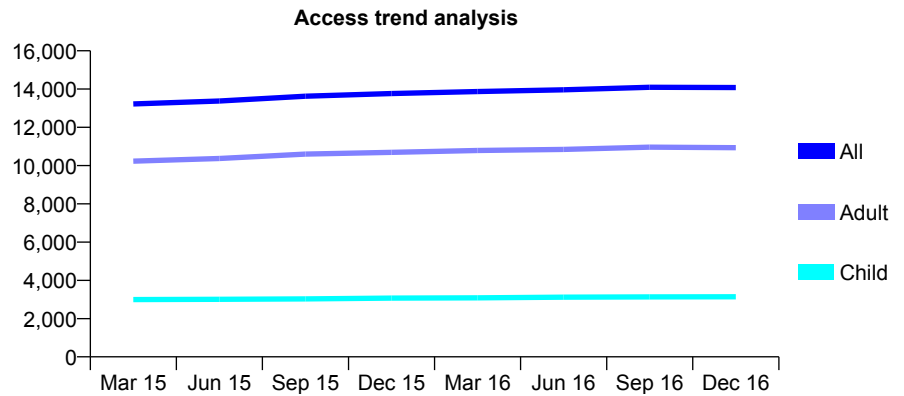
## Q48 - Vital Signs At a Glance Contract Report for 131938/0001 - December 2016

Name or company name	Newtown (No 1) Ltd
Contract type name	GDS Contract
Purpose of contract	General
Contract start date	01/04/2009
Contract end date	

16/17 Contracted general activity (UDA)	49,700
Carry forward general activity (UDA)	-1,282
16/17 Contracted orthodontic activity (UOA)	0
Carry forward orthodontic activity (UOA)	0
Baseline contract value	£1,230,761.03

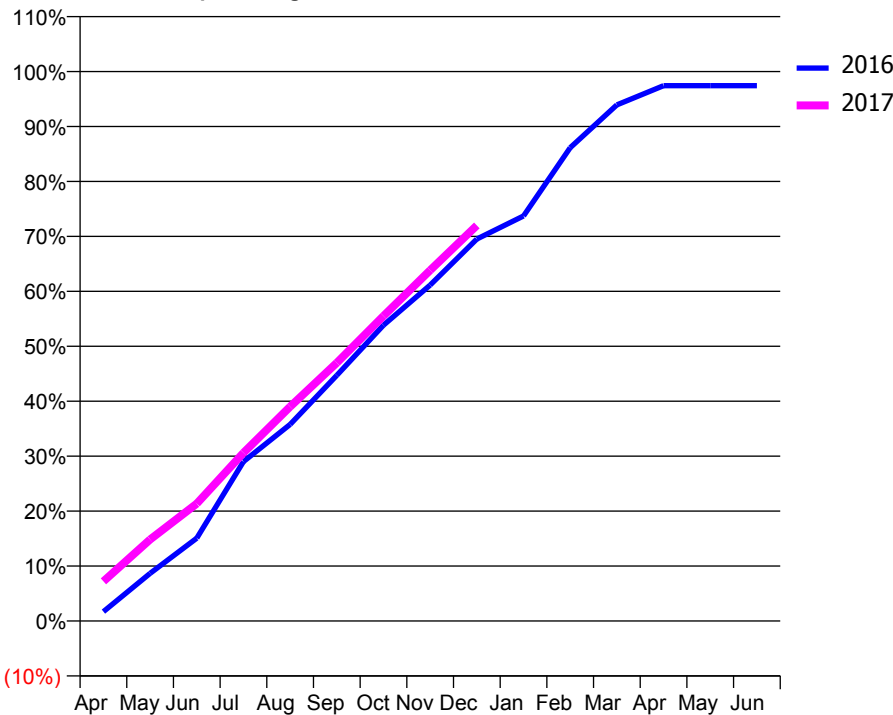
### ACCESS\*

Patients seen in 24 months	Total	Change since previous quarter
Quarter ending December 2015	13,767	
Quarter ending March 2016	13,873	→
Quarter ending June 2016	13,960	→
Quarter ending September 2016	14,093	→
Quarter ending December 2016	14,080	→
<b>Variance since December 2015</b>	<b>2.3%</b>	<b>↑</b>



### ACTIVITY

Cumulative percentage of contracted UDA delivered 2016 & 2017



Month	Adjusted Scheduled Activity (UDA)	
	2016	2017
April	852	3,589
May	4,306	7,378
June	7,496	10,616
July	14,415	15,217
August	17,784	19,388
September	22,226	23,352
October	26,761	27,590
November	30,388	31,723
December	34,546	35,774
January	36,629	
February	42,809	
March	46,683	
April	48,423	
May	48,419	
June	48,418	

### QUALITY

	Quantity	Base Number	Contract	AT	Region	England
% of FP17s for the same patient ID Re-attending within 3 months - Children	589	5,267	11.2%	12.5%	13.4%	12.4%
% of FP17s for the same patient ID Re-attending within 3 months - Adults	2,017	13,289	15.2%	17.6%	17.3%	16.6%
% of FP17s for the same patient ID Re-attending between 3 & 9 months - Children	3,831	5,267	72.7%	53.9%	58.9%	57.5%
% of FP17s for the same patient ID Re-attending between 3 & 9 months - Adults	8,347	13,289	62.8%	44.9%	52.5%	50.4%
% of FP17s for Band 1 Urgent Courses	1,002	17,631	5.7%	11.6%	9.3%	9.1%
% of FP17s Relating to Free Repair or Replacements	337	17,631	1.9%	1.0%	1.0%	0.8%
% of FP17s Relating to Continuations	272	17,631	1.5%	1.4%	1.5%	1.3%
% of Patients satisfied with the dentistry they have received	25	25	100.0%	93.9%	93.1%	92.7%
% of Patients satisfied with the time they had to wait for an appointment	25	25	100.0%	89.2%	89.8%	88.8%

\* This is based on patients treated on this contract for their most recent course of treatment. Figures in italics indicate the base number of FP17s or Patient Questionnaire responses are less than 100. N/A is shown where the base number of responses is less than 10 during the period. % is calculated as Quantity/Base number\*100

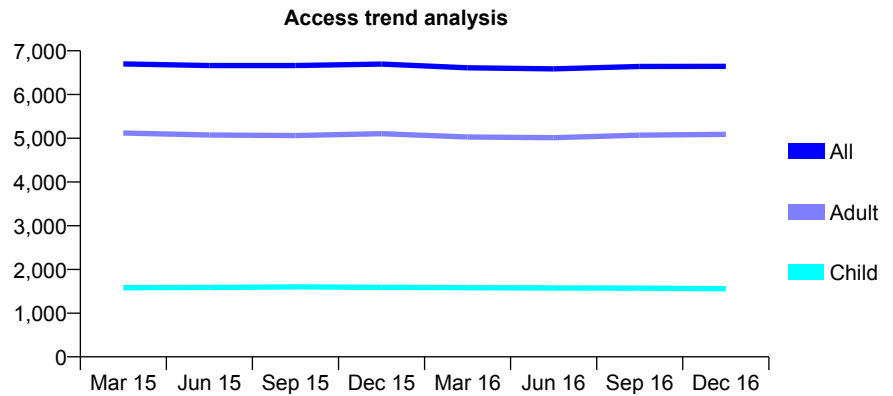
## Q48 - Vital Signs At a Glance Contract Report for 136395/0001 - December 2016

Name or company name	Victoria Square Smile Centre Ltd
Contract type name	GDS Contract
Purpose of contract	General
Contract start date	01/05/2010
Contract end date	

16/17 Contracted general activity (UDA)	25,400
Carry forward general activity (UDA)	0
16/17 Contracted orthodontic activity (UOA)	0
Carry forward orthodontic activity (UOA)	0
Baseline contract value	£581,538.98

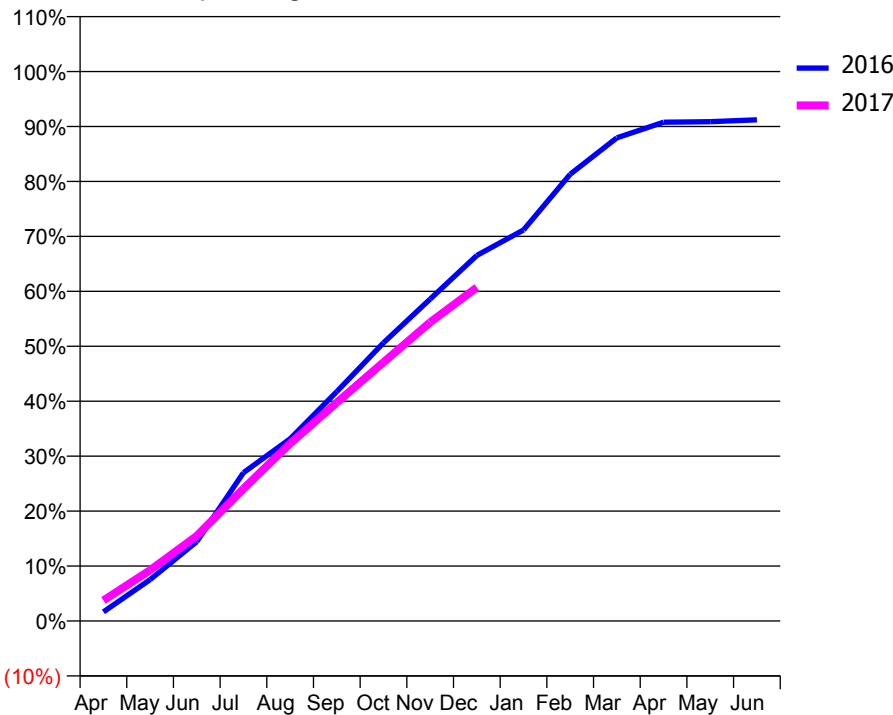
### ACCESS\*

Patients seen in 24 months	Total	Change since previous quarter
Quarter ending December 2015	6,695	
Quarter ending March 2016	6,610	↓
Quarter ending June 2016	6,588	→
Quarter ending September 2016	6,643	→
Quarter ending December 2016	6,645	→
<b>Variance since December 2015</b>	<b>(0.7%)</b>	→



### ACTIVITY

Cumulative percentage of contracted UDA delivered 2016 & 2017



Month	Adjusted Scheduled Activity (UDA)	
	2016	2017
April	423	951
May	1,915	2,350
June	3,668	3,935
July	6,856	6,119
August	8,425	8,204
September	10,606	10,102
October	12,862	11,961
November	14,883	13,811
December	16,901	15,421
January	18,075	
February	20,653	
March	22,337	
April	23,055	
May	23,082	
June	23,166	

### QUALITY

	Quantity	Base Number	Contract	AT	Region	England
% of FP17s for the same patient ID Re-attending within 3 months - Children	172	1,624	10.6%	12.5%	13.4%	12.4%
% of FP17s for the same patient ID Re-attending within 3 months - Adults	630	4,215	14.9%	17.6%	17.3%	16.6%
% of FP17s for the same patient ID Re-attending between 3 & 9 months - Children	811	1,624	49.9%	53.9%	58.9%	57.5%
% of FP17s for the same patient ID Re-attending between 3 & 9 months - Adults	1,603	4,215	38.0%	44.9%	52.5%	50.4%
% of FP17s for Band 1 Urgent Courses	410	5,564	7.4%	11.6%	9.3%	9.1%
% of FP17s Relating to Free Repair or Replacements	47	5,564	0.8%	1.0%	1.0%	0.8%
% of FP17s Relating to Continuations	139	5,564	2.5%	1.4%	1.5%	1.3%
% of Patients satisfied with the dentistry they have received	9	9	N/A	93.9%	93.1%	92.7%
% of Patients satisfied with the time they had to wait for an appointment	8	9	N/A	89.2%	89.8%	88.8%

\* This is based on patients treated on this contract for their most recent course of treatment. Figures in italics indicate the base number of FP17s or Patient Questionnaire responses are less than 100. N/A is shown where the base number of responses is less than 10 during the period. % is calculated as Quantity/Base number\*100

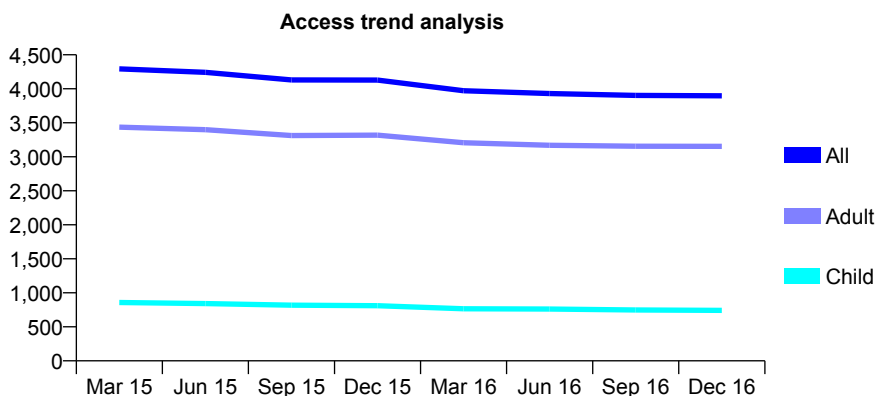
## Q48 - Vital Signs At a Glance Contract Report for 136786/0001 - December 2016

Name or company name	Low House Dental Care
Contract type name	GDS Contract
Purpose of contract	General
Contract start date	01/04/2011
Contract end date	

16/17 Contracted general activity (UDA)	17,000
Carry forward general activity (UDA)	0
16/17 Contracted orthodontic activity (UOA)	0
Carry forward orthodontic activity (UOA)	0
Baseline contract value	£420,301.45

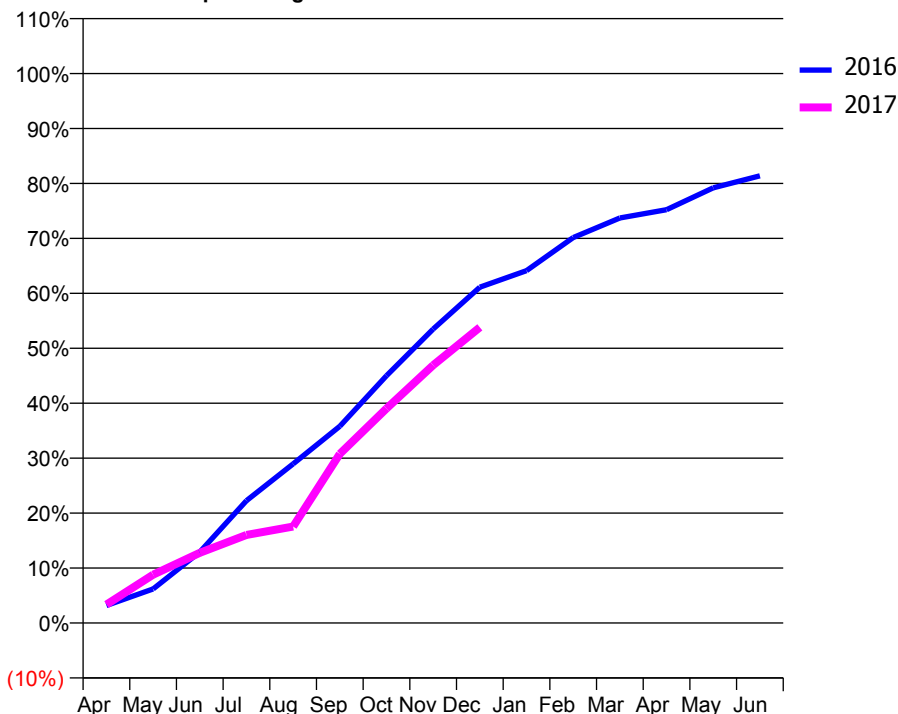
### ACCESS\*

Patients seen in 24 months	Total	Change since previous quarter
Quarter ending December 2015	4,129	
Quarter ending March 2016	3,972	↓
Quarter ending June 2016	3,931	↓
Quarter ending September 2016	3,903	→
Quarter ending December 2016	3,897	→
<b>Variance since December 2015</b>	<b>(5.6%)</b>	<b>↓</b>



### ACTIVITY

Cumulative percentage of contracted UDA delivered 2016 & 2017



Month	Adjusted Scheduled Activity (UDA)	
	2016	2017
April	541	573
May	1,054	1,494
June	2,197	2,173
July	3,783	2,724
August	4,923	2,985
September	6,087	5,234
October	7,652	6,635
November	9,096	7,975
December	10,391	9,147
January	10,900	
February	11,925	
March	12,529	
April	12,788	
May	13,462	
June	13,834	

### QUALITY

	Quantity	Base Number	Contract	AT	Region	England
% of FP17s for the same patient ID Re-attending within 3 months - Children	80	771	10.4%	12.5%	13.4%	12.4%
% of FP17s for the same patient ID Re-attending within 3 months - Adults	507	3,424	14.8%	17.6%	17.3%	16.6%
% of FP17s for the same patient ID Re-attending between 3 & 9 months - Children	417	771	54.1%	53.9%	58.9%	57.5%
% of FP17s for the same patient ID Re-attending between 3 & 9 months - Adults	1,886	3,424	55.1%	44.9%	52.5%	50.4%
% of FP17s for Band 1 Urgent Courses	197	3,550	5.5%	11.6%	9.3%	9.1%
% of FP17s Relating to Free Repair or Replacements	14	3,550	0.4%	1.0%	1.0%	0.8%
% of FP17s Relating to Continuations	48	3,550	1.4%	1.4%	1.5%	1.3%
% of Patients satisfied with the dentistry they have received	1	1	N/A	93.9%	93.1%	92.7%
% of Patients satisfied with the time they had to wait for an appointment	1	1	N/A	89.2%	89.8%	88.8%

\* This is based on patients treated on this contract for their most recent course of treatment. Figures in italics indicate the base number of FP17s or Patient Questionnaire responses are less than 100. N/A is shown where the base number of responses is less than 10 during the period. % is calculated as Quantity/Base number\*100

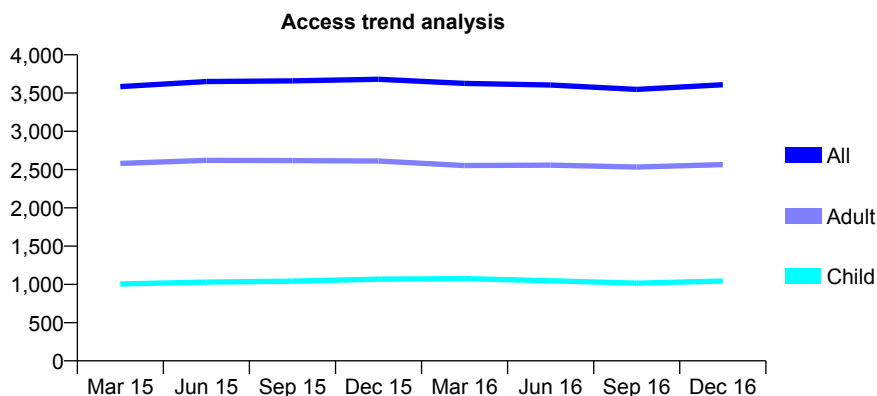
## Q48 - Vital Signs At a Glance Contract Report for 137847/0001 - December 2016

Name or company name	North Huyton Dental Practice
Contract type name	GDS Contract
Purpose of contract	General
Contract start date	01/03/2013
Contract end date	

16/17 Contracted general activity (UDA)	13,000
Carry forward general activity (UDA)	0
16/17 Contracted orthodontic activity (UOA)	0
Carry forward orthodontic activity (UOA)	0
Baseline contract value	£332,308.14

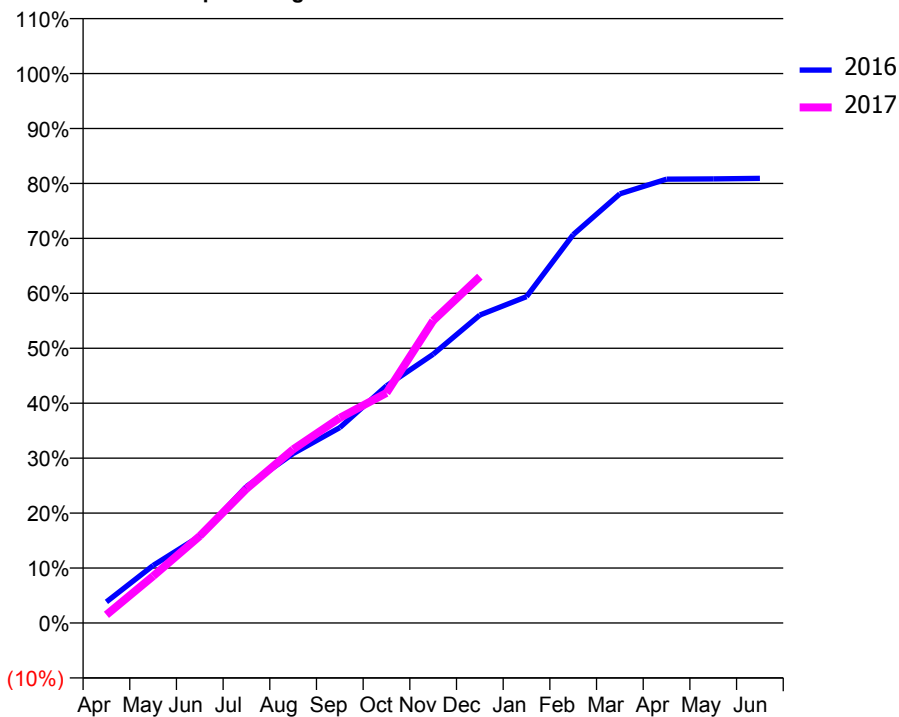
### ACCESS\*

Patients seen in 24 months	Total	Change since previous quarter
Quarter ending December 2015	3,680	
Quarter ending March 2016	3,626	↓
Quarter ending June 2016	3,605	→
Quarter ending September 2016	3,548	↓
Quarter ending December 2016	3,609	→
<b>Variance since December 2015</b>	<b>(1.9%)</b>	<b>↓</b>



### ACTIVITY

Cumulative percentage of contracted UDA delivered 2016 & 2017



Month	Adjusted Scheduled Activity (UDA)	
	2016	2017
April	499	194
May	1,362	1,109
June	2,054	2,058
July	3,229	3,176
August	4,008	4,108
September	4,622	4,855
October	5,612	5,445
November	6,357	7,152
December	7,285	8,193
January	7,722	
February	9,188	
March	10,153	
April	10,499	
May	10,505	
June	10,518	

### QUALITY

	Quantity	Base Number	Contract	AT	Region	England
% of FP17s for the same patient ID Re-attending within 3 months - Children	55	777	7.1%	12.5%	13.4%	12.4%
% of FP17s for the same patient ID Re-attending within 3 months - Adults	285	2,071	13.8%	17.6%	17.3%	16.6%
% of FP17s for the same patient ID Re-attending between 3 & 9 months - Children	242	777	31.1%	53.9%	58.9%	57.5%
% of FP17s for the same patient ID Re-attending between 3 & 9 months - Adults	683	2,071	33.0%	44.9%	52.5%	50.4%
% of FP17s for Band 1 Urgent Courses	187	2,709	6.9%	11.6%	9.3%	9.1%
% of FP17s Relating to Free Repair or Replacements	19	2,709	0.7%	1.0%	1.0%	0.8%
% of FP17s Relating to Continuations	22	2,709	0.8%	1.4%	1.5%	1.3%
% of Patients satisfied with the dentistry they have received	3	3	N/A	93.9%	93.1%	92.7%
% of Patients satisfied with the time they had to wait for an appointment	3	3	N/A	89.2%	89.8%	88.8%

\* This is based on patients treated on this contract for their most recent course of treatment. Figures in italics indicate the base number of FP17s or Patient Questionnaire responses are less than 100. N/A is shown where the base number of responses is less than 10 during the period. % is calculated as Quantity/Base number\*100

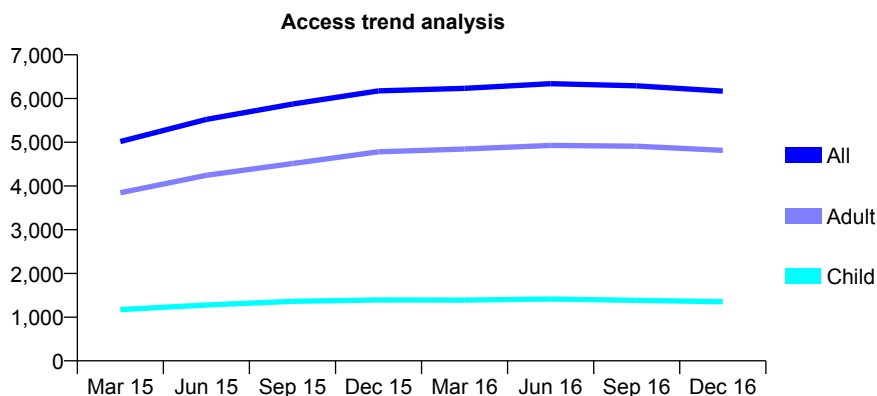
## Q48 - Vital Signs At a Glance Contract Report for 138568/0001 - December 2016

Name or company name	Farnworth Dental
Contract type name	GDS Contract
Purpose of contract	General
Contract start date	01/05/2014
Contract end date	

16/17 Contracted general activity (UDA)	17,598
Carry forward general activity (UDA)	0
16/17 Contracted orthodontic activity (UOA)	0
Carry forward orthodontic activity (UOA)	0
Baseline contract value	£509,589.52

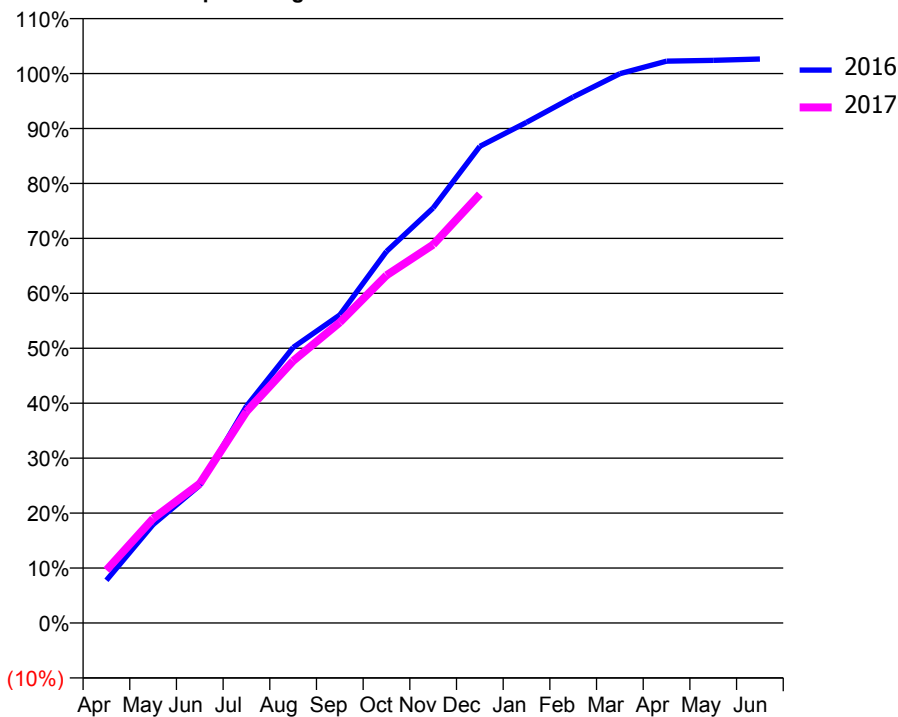
### ACCESS\*

Patients seen in 24 months	Total	Change since previous quarter
Quarter ending December 2015	6,174	
Quarter ending March 2016	6,234	→
Quarter ending June 2016	6,341	→
Quarter ending September 2016	6,292	→
Quarter ending December 2016	6,168	↓
<b>Variance since December 2015</b>	<b>(0.1%)</b>	<b>→</b>



### ACTIVITY

Cumulative percentage of contracted UDA delivered 2016 & 2017



Adjusted Scheduled Activity (UDA)

Month	2016	2017
April	1,369	1,693
May	3,153	3,344
June	4,407	4,464
July	6,946	6,773
August	8,824	8,394
September	9,868	9,626
October	11,899	11,137
November	13,292	12,119
December	15,264	13,732
January	16,034	
February	16,846	
March	17,592	
April	17,995	
May	18,018	
June	18,061	

### QUALITY

	Quantity	Base Number	Contract	AT	Region	England
% of FP17s for the same patient ID Re-attending within 3 months - Children	218	1,663	13.1%	12.5%	13.4%	12.4%
% of FP17s for the same patient ID Re-attending within 3 months - Adults	840	5,422	15.5%	17.6%	17.3%	16.6%
% of FP17s for the same patient ID Re-attending between 3 & 9 months - Children	996	1,663	59.9%	53.9%	58.9%	57.5%
% of FP17s for the same patient ID Re-attending between 3 & 9 months - Adults	3,185	5,422	58.7%	44.9%	52.5%	50.4%
% of FP17s for Band 1 Urgent Courses	231	6,826	3.4%	11.6%	9.3%	9.1%
% of FP17s Relating to Free Repair or Replacements	115	6,826	1.7%	1.0%	1.0%	0.8%
% of FP17s Relating to Continuations	97	6,826	1.4%	1.4%	1.5%	1.3%
% of Patients satisfied with the dentistry they have received	26	26	100.0%	93.9%	93.1%	92.7%
% of Patients satisfied with the time they had to wait for an appointment	25	26	96.2%	89.2%	89.8%	88.8%

\* This is based on patients treated on this contract for their most recent course of treatment. Figures in italics indicate the base number of FP17s or Patient Questionnaire responses are less than 100. N/A is shown where the base number of responses is less than 10 during the period. % is calculated as Quantity/Base number\*100

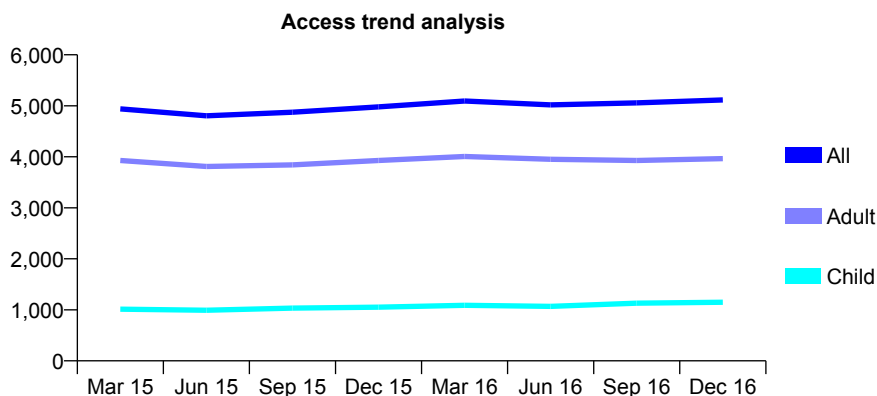
## Q48 - Vital Signs At a Glance Contract Report for 139394/0001 - December 2016

Name or company name	Garston Dental Surgery
Contract type name	GDS Contract
Purpose of contract	General
Contract start date	02/07/2012
Contract end date	

16/17 Contracted general activity (UDA)	19,133
Carry forward general activity (UDA)	0
16/17 Contracted orthodontic activity (UOA)	0
Carry forward orthodontic activity (UOA)	0
Baseline contract value	£488,086.23

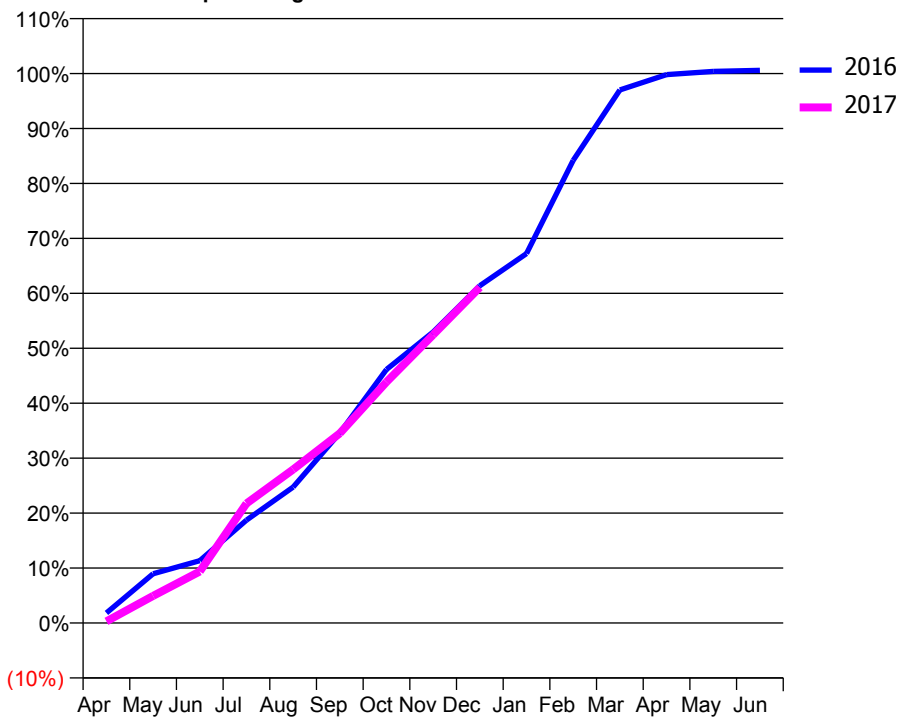
### ACCESS\*

Patients seen in 24 months	Total	Change since previous quarter
Quarter ending December 2015	4,978	
Quarter ending March 2016	5,095	↑
Quarter ending June 2016	5,018	↓
Quarter ending September 2016	5,058	→
Quarter ending December 2016	5,116	→
<b>Variance since December 2015</b>	<b>2.8%</b>	<b>↑</b>



### ACTIVITY

Cumulative percentage of contracted UDA delivered 2016 & 2017



Month	Adjusted Scheduled Activity (UDA)	
	2016	2017
April	350	57
May	1,716	946
June	2,169	1,797
July	3,580	4,160
August	4,735	5,347
September	6,618	6,606
October	8,830	8,394
November	10,134	10,035
December	11,743	11,690
January	12,862	
February	16,108	
March	18,561	
April	19,093	
May	19,205	
June	19,243	

### QUALITY

	Quantity	Base Number	Contract	AT	Region	England
% of FP17s for the same patient ID Re-attending within 3 months - Children	155	1,296	12.0%	12.5%	13.4%	12.4%
% of FP17s for the same patient ID Re-attending within 3 months - Adults	658	3,644	18.1%	17.6%	17.3%	16.6%
% of FP17s for the same patient ID Re-attending between 3 & 9 months - Children	736	1,296	56.8%	53.9%	58.9%	57.5%
% of FP17s for the same patient ID Re-attending between 3 & 9 months - Adults	1,735	3,644	47.6%	44.9%	52.5%	50.4%
% of FP17s for Band 1 Urgent Courses	447	4,683	9.5%	11.6%	9.3%	9.1%
% of FP17s Relating to Free Repair or Replacements	68	4,683	1.5%	1.0%	1.0%	0.8%
% of FP17s Relating to Continuations	28	4,683	0.6%	1.4%	1.5%	1.3%
% of Patients satisfied with the dentistry they have received	1	2	N/A	93.9%	93.1%	92.7%
% of Patients satisfied with the time they had to wait for an appointment	2	2	N/A	89.2%	89.8%	88.8%

\* This is based on patients treated on this contract for their most recent course of treatment. Figures in italics indicate the base number of FP17s or Patient Questionnaire responses are less than 100. N/A is shown where the base number of responses is less than 10 during the period. % is calculated as Quantity/Base number\*100



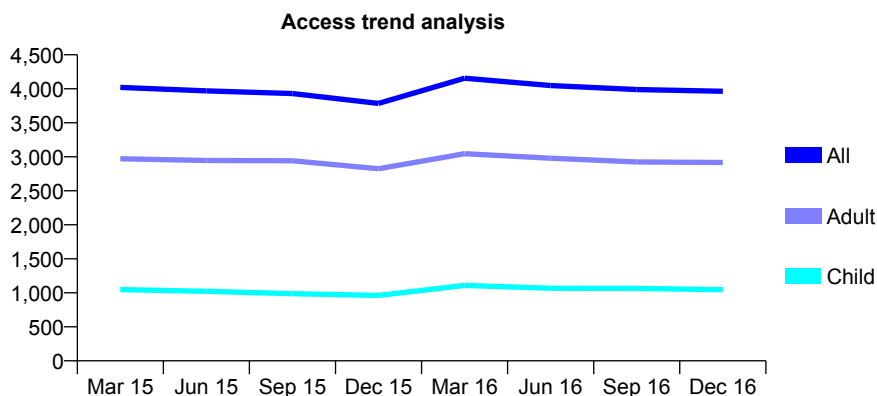
## Q48 - Vital Signs At a Glance Contract Report for 140287/0001 - December 2016

Name or company name	Smile Clinic UK Ltd
Contract type name	GDS Contract
Purpose of contract	General
Contract start date	01/10/2009
Contract end date	

16/17 Contracted general activity (UDA)	15,360
Carry forward general activity (UDA)	0
16/17 Contracted orthodontic activity (UOA)	0
Carry forward orthodontic activity (UOA)	0
Baseline contract value	£464,940.12

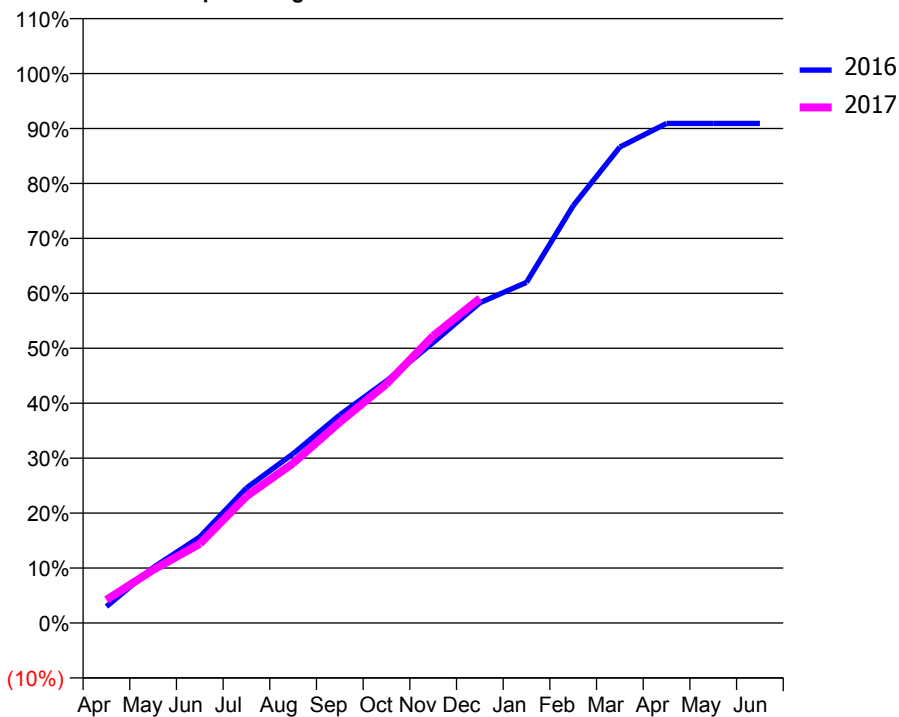
### ACCESS\*

Patients seen in 24 months	Total	Change since previous quarter
Quarter ending December 2015	3,786	
Quarter ending March 2016	4,155	↑
Quarter ending June 2016	4,048	↓
Quarter ending September 2016	3,989	↓
Quarter ending December 2016	3,963	→
<b>Variance since December 2015</b>	<b>4.7%</b>	<b>↑</b>



### ACTIVITY

Cumulative percentage of contracted UDA delivered 2016 & 2017



Month	Adjusted Scheduled Activity (UDA)	
	2016	2017
April	459	648
May	1,550	1,487
June	2,405	2,211
July	3,775	3,544
August	4,733	4,468
September	5,818	5,616
October	6,767	6,683
November	7,841	8,028
December	8,953	9,073
January	9,522	
February	11,664	
March	13,305	
April	13,964	
May	13,965	
June	13,965	

### QUALITY

	Quantity	Base Number	Contract	AT	Region	England
% of FP17s for the same patient ID Re-attending within 3 months - Children	109	1,059	10.3%	12.5%	13.4%	12.4%
% of FP17s for the same patient ID Re-attending within 3 months - Adults	576	2,688	21.4%	17.6%	17.3%	16.6%
% of FP17s for the same patient ID Re-attending between 3 & 9 months - Children	498	1,059	47.0%	53.9%	58.9%	57.5%
% of FP17s for the same patient ID Re-attending between 3 & 9 months - Adults	932	2,688	34.7%	44.9%	52.5%	50.4%
% of FP17s for Band 1 Urgent Courses	660	3,495	18.9%	11.6%	9.3%	9.1%
% of FP17s Relating to Free Repair or Replacements	26	3,495	0.7%	1.0%	1.0%	0.8%
% of FP17s Relating to Continuations	53	3,495	1.5%	1.4%	1.5%	1.3%
% of Patients satisfied with the dentistry they have received	2	3	N/A	93.9%	93.1%	92.7%
% of Patients satisfied with the time they had to wait for an appointment	2	3	N/A	89.2%	89.8%	88.8%

\* This is based on patients treated on this contract for their most recent course of treatment. Figures in italics indicate the base number of FP17s or Patient Questionnaire responses are less than 100. N/A is shown where the base number of responses is less than 10 during the period. % is calculated as Quantity/Base number\*100

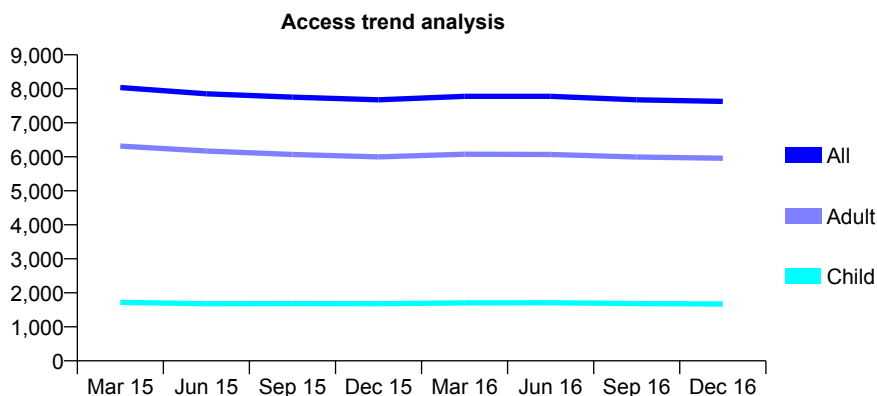
## Q48 - Vital Signs At a Glance Contract Report for 141119/0001 - December 2016

Name or company name	Churchtown Dental Practice
Contract type name	GDS Contract
Purpose of contract	General
Contract start date	30/05/2012
Contract end date	

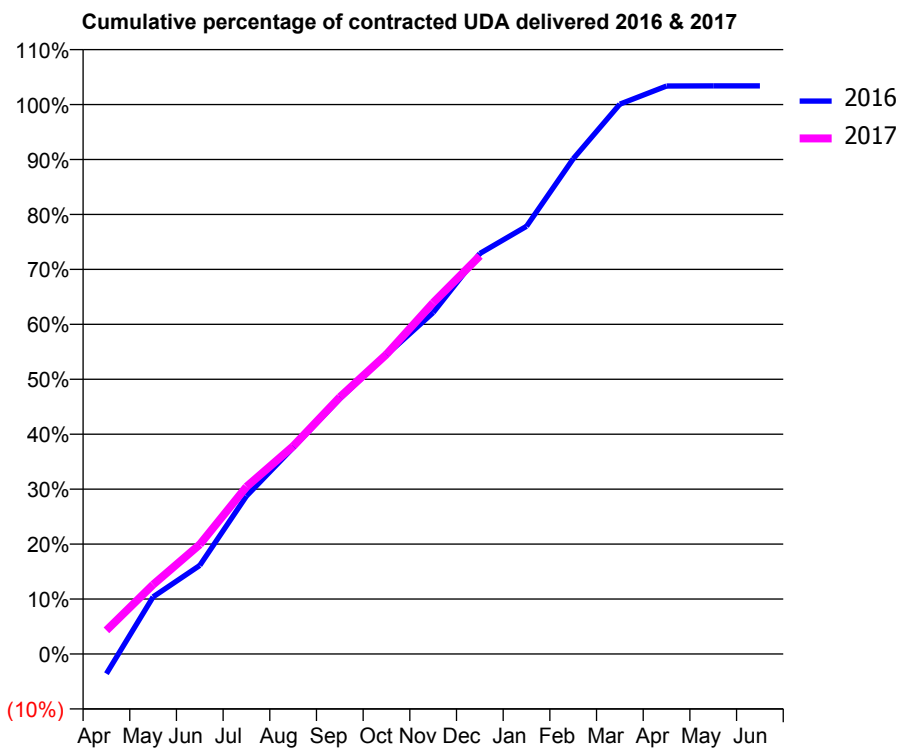
16/17 Contracted general activity (UDA)	23,442
Carry forward general activity (UDA)	0
16/17 Contracted orthodontic activity (UOA)	0
Carry forward orthodontic activity (UOA)	0
Baseline contract value	£712,744.06

### ACCESS\*

Patients seen in 24 months	Total	Change since previous quarter
Quarter ending December 2015	7,677	
Quarter ending March 2016	7,778	→
Quarter ending June 2016	7,777	→
Quarter ending September 2016	7,678	↓
Quarter ending December 2016	7,630	→
<b>Variance since December 2015</b>	<b>(0.6%)</b>	→



### ACTIVITY



Month	Adjusted Scheduled Activity (UDA)	
	2016	2017
April	-847	1,012
May	2,437	2,964
June	3,782	4,672
July	6,739	7,136
August	8,804	8,864
September	10,892	10,962
October	12,760	12,783
November	14,568	14,989
December	17,085	16,982
January	18,247	
February	21,125	
March	23,459	
April	24,228	
May	24,234	
June	24,234	

### QUALITY

	Quantity	Base Number	Contract	AT	Region	England
% of FP17s for the same patient ID Re-attending within 3 months - Children	213	2,051	10.4%	12.5%	13.4%	12.4%
% of FP17s for the same patient ID Re-attending within 3 months - Adults	1,220	6,090	20.0%	17.6%	17.3%	16.6%
% of FP17s for the same patient ID Re-attending between 3 & 9 months - Children	1,389	2,051	67.7%	53.9%	58.9%	57.5%
% of FP17s for the same patient ID Re-attending between 3 & 9 months - Adults	2,556	6,090	42.0%	44.9%	52.5%	50.4%
% of FP17s for Band 1 Urgent Courses	592	7,795	7.6%	11.6%	9.3%	9.1%
% of FP17s Relating to Free Repair or Replacements	182	7,795	2.3%	1.0%	1.0%	0.8%
% of FP17s Relating to Continuations	356	7,795	4.6%	1.4%	1.5%	1.3%
% of Patients satisfied with the dentistry they have received	25	27	92.6%	93.9%	93.1%	92.7%
% of Patients satisfied with the time they had to wait for an appointment	24	27	88.9%	89.2%	89.8%	88.8%

\* This is based on patients treated on this contract for their most recent course of treatment. Figures in italics indicate the base number of FP17s or Patient Questionnaire responses are less than 100. N/A is shown where the base number of responses is less than 10 during the period. % is calculated as Quantity/Base number\*100

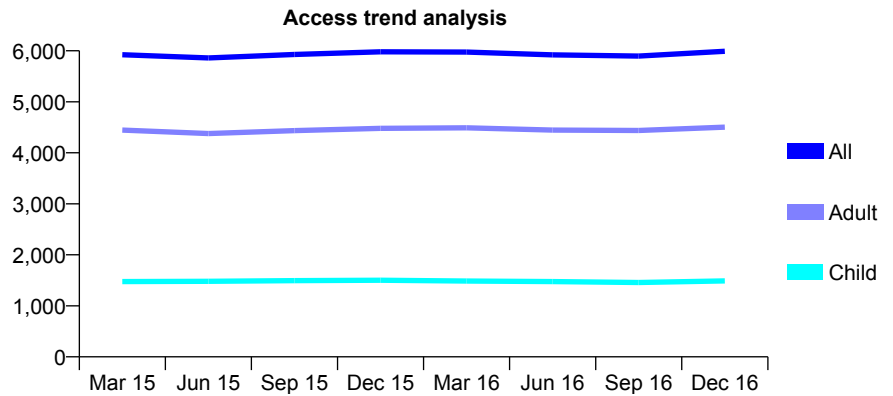
## Q48 - Vital Signs At a Glance Contract Report for 141488/0001 - December 2016

Name or company name	Croft Dental Care Ltd
Contract type name	GDS Contract
Purpose of contract	General
Contract start date	01/07/2011
Contract end date	

16/17 Contracted general activity (UDA)	28,481
Carry forward general activity (UDA)	1,005
16/17 Contracted orthodontic activity (UOA)	0
Carry forward orthodontic activity (UOA)	0
Baseline contract value	£750,052.12

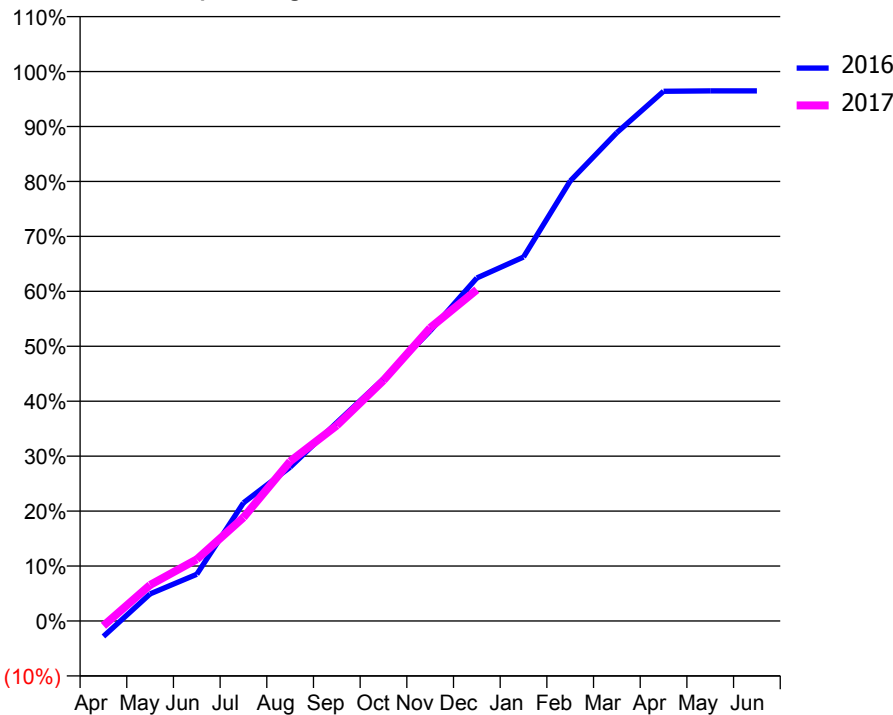
### ACCESS\*

Patients seen in 24 months	Total	Change since previous quarter
Quarter ending December 2015	5,981	
Quarter ending March 2016	5,976	→
Quarter ending June 2016	5,920	→
Quarter ending September 2016	5,896	→
Quarter ending December 2016	5,992	→
<b>Variance since December 2015</b>	<b>0.2%</b>	<b>→</b>



### ACTIVITY

Cumulative percentage of contracted UDA delivered 2016 & 2017



Month	Adjusted Scheduled Activity (UDA)	
	2016	2017
April	-804	-252
May	1,406	1,868
June	2,425	3,199
July	6,125	5,367
August	7,974	8,277
September	10,290	10,137
October	12,546	12,475
November	15,033	15,193
December	17,780	17,173
January	18,866	
February	22,805	
March	25,312	
April	27,452	
May	27,476	
June	27,476	

### QUALITY

	Quantity	Base Number	Contract	AT	Region	England
% of FP17s for the same patient ID Re-attending within 3 months - Children	280	1,692	16.5%	12.5%	13.4%	12.4%
% of FP17s for the same patient ID Re-attending within 3 months - Adults	854	4,326	19.7%	17.6%	17.3%	16.6%
% of FP17s for the same patient ID Re-attending between 3 & 9 months - Children	809	1,692	47.8%	53.9%	58.9%	57.5%
% of FP17s for the same patient ID Re-attending between 3 & 9 months - Adults	1,861	4,326	43.0%	44.9%	52.5%	50.4%
% of FP17s for Band 1 Urgent Courses	618	5,539	11.2%	11.6%	9.3%	9.1%
% of FP17s Relating to Free Repair or Replacements	47	5,539	0.8%	1.0%	1.0%	0.8%
% of FP17s Relating to Continuations	137	5,539	2.5%	1.4%	1.5%	1.3%
% of Patients satisfied with the dentistry they have received	7	7	N/A	93.9%	93.1%	92.7%
% of Patients satisfied with the time they had to wait for an appointment	6	7	N/A	89.2%	89.8%	88.8%

\* This is based on patients treated on this contract for their most recent course of treatment. Figures in italics indicate the base number of FP17s or Patient Questionnaire responses are less than 100. N/A is shown where the base number of responses is less than 10 during the period. % is calculated as Quantity/Base number\*100

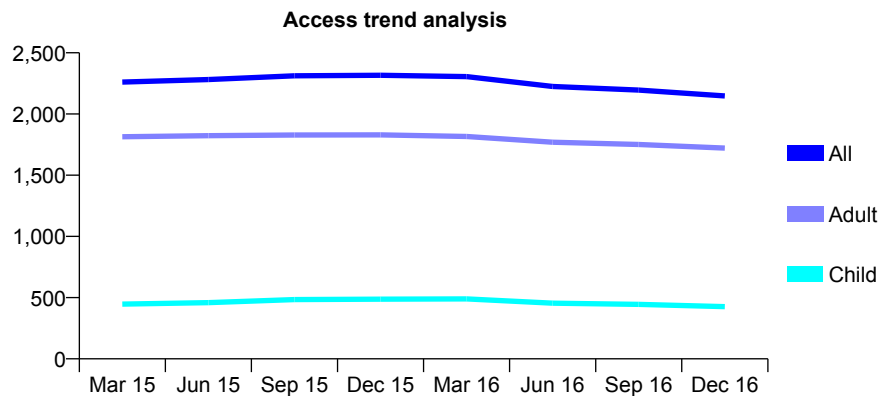
## Q48 - Vital Signs At a Glance Contract Report for 142999/0001 - December 2016

Name or company name	Church Road Dental Practice
Contract type name	GDS Contract
Purpose of contract	General
Contract start date	06/07/2011
Contract end date	

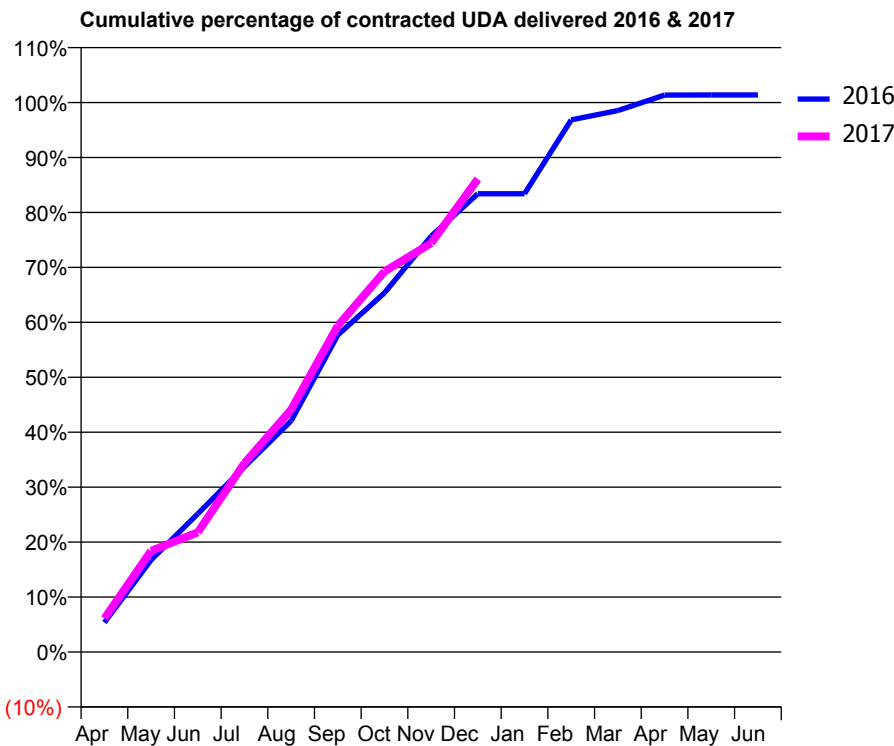
16/17 Contracted general activity (UDA)	7,500
Carry forward general activity (UDA)	0
16/17 Contracted orthodontic activity (UOA)	0
Carry forward orthodontic activity (UOA)	0
Baseline contract value	£177,048.25

### ACCESS\*

Patients seen in 24 months	Total	Change since previous quarter
Quarter ending December 2015	2,316	
Quarter ending March 2016	2,306	→
Quarter ending June 2016	2,225	↓
Quarter ending September 2016	2,196	↓
Quarter ending December 2016	2,148	↓
<b>Variance since December 2015</b>	<b>(7.3%)</b>	<b>↓</b>



### ACTIVITY



Month	Adjusted Scheduled Activity (UDA)	
	2016	2017
April	402	457
May	1,257	1,380
June	1,887	1,634
July	2,529	2,579
August	3,155	3,308
September	4,326	4,452
October	4,902	5,193
November	5,676	5,582
December	6,255	6,456
January	6,255	
February	7,264	
March	7,390	
April	7,602	
May	7,603	
June	7,603	

### QUALITY

	Quantity	Base Number	Contract	AT	Region	England
% of FP17s for the same patient ID Re-attending within 3 months - Children	69	552	12.5%	12.5%	13.4%	12.4%
% of FP17s for the same patient ID Re-attending within 3 months - Adults	195	2,122	9.2%	17.6%	17.3%	16.6%
% of FP17s for the same patient ID Re-attending between 3 & 9 months - Children	347	552	62.9%	53.9%	58.9%	57.5%
% of FP17s for the same patient ID Re-attending between 3 & 9 months - Adults	1,508	2,122	71.1%	44.9%	52.5%	50.4%
% of FP17s for Band 1 Urgent Courses	90	2,514	3.6%	11.6%	9.3%	9.1%
% of FP17s Relating to Free Repair or Replacements	20	2,514	0.8%	1.0%	1.0%	0.8%
% of FP17s Relating to Continuations	16	2,514	0.6%	1.4%	1.5%	1.3%
% of Patients satisfied with the dentistry they have received	6	6	N/A	93.9%	93.1%	92.7%
% of Patients satisfied with the time they had to wait for an appointment	5	6	N/A	89.2%	89.8%	88.8%

\* This is based on patients treated on this contract for their most recent course of treatment. Figures in italics indicate the base number of FP17s or Patient Questionnaire responses are less than 100. N/A is shown where the base number of responses is less than 10 during the period. % is calculated as Quantity/Base number\*100

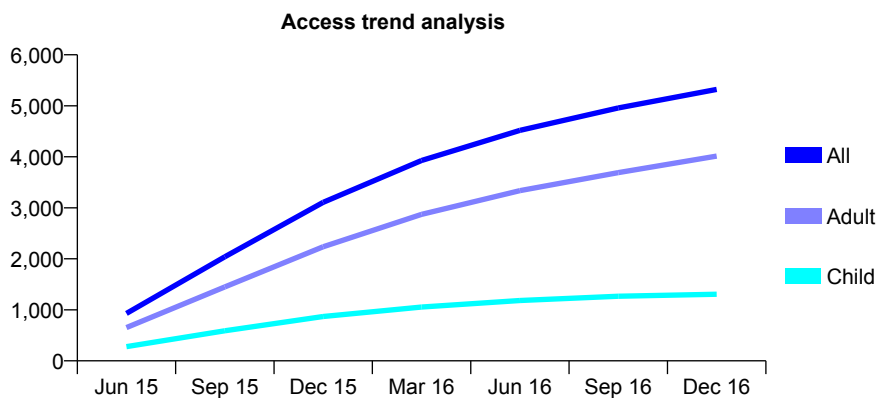
## Q48 - Vital Signs At a Glance Contract Report for 143731/0001 - December 2016

Name or company name	P J Burridge Limited
Contract type name	GDS Contract
Purpose of contract	General
Contract start date	01/04/2015
Contract end date	

16/17 Contracted general activity (UDA)	16,530
Carry forward general activity (UDA)	0
16/17 Contracted orthodontic activity (UOA)	0
Carry forward orthodontic activity (UOA)	0
Baseline contract value	£518,251.08

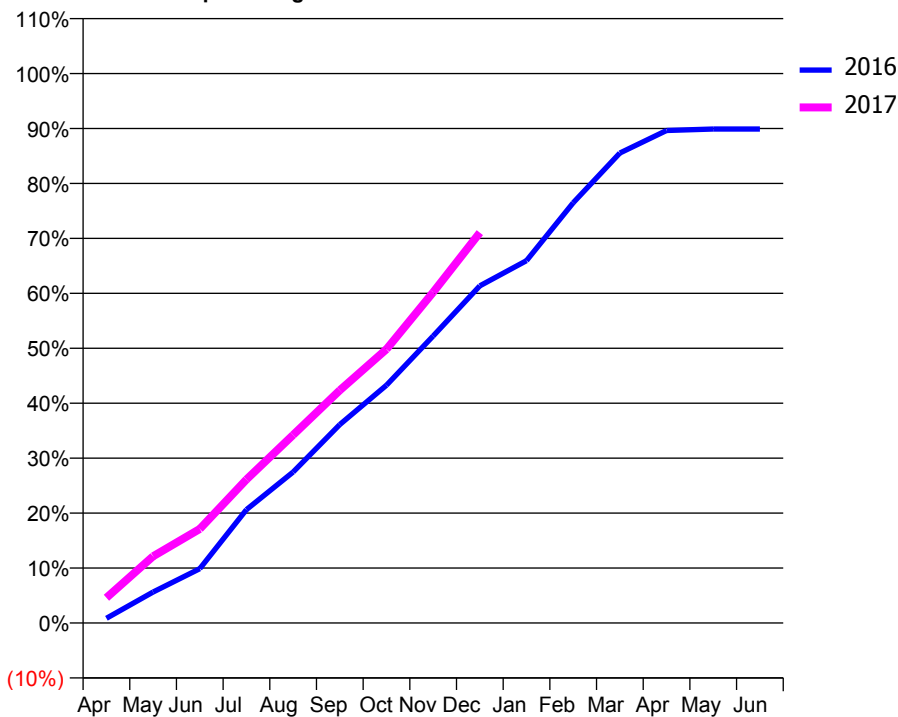
### ACCESS\*

Patients seen in 24 months	Total	Change since previous quarter
Quarter ending December 2015	3,106	
Quarter ending March 2016	3,927	↑
Quarter ending June 2016	4,520	↑
Quarter ending September 2016	4,958	↑
Quarter ending December 2016	5,321	↑
<b>Variance since December 2015</b>	<b>71.3%</b>	<b>↑</b>



### ACTIVITY

Cumulative percentage of contracted UDA delivered 2016 & 2017



Month	Adjusted Scheduled Activity (UDA)	
	2016	2017
April	144	761
May	928	2,009
June	1,630	2,831
July	3,403	4,317
August	4,531	5,657
September	5,955	7,000
October	7,135	8,236
November	8,610	9,951
December	10,113	11,743
January	10,869	
February	12,606	
March	14,099	
April	14,774	
May	14,817	
June	14,817	

### QUALITY

	Quantity	Base Number	Contract	AT	Region	England
% of FP17s for the same patient ID Re-attending within 3 months - Children	129	1,288	10.0%	12.5%	13.4%	12.4%
% of FP17s for the same patient ID Re-attending within 3 months - Adults	604	3,828	15.8%	17.6%	17.3%	16.6%
% of FP17s for the same patient ID Re-attending between 3 & 9 months - Children	496	1,288	38.5%	53.9%	58.9%	57.5%
% of FP17s for the same patient ID Re-attending between 3 & 9 months - Adults	1,308	3,828	34.2%	44.9%	52.5%	50.4%
% of FP17s for Band 1 Urgent Courses	569	4,907	11.6%	11.6%	9.3%	9.1%
% of FP17s Relating to Free Repair or Replacements	29	4,907	0.6%	1.0%	1.0%	0.8%
% of FP17s Relating to Continuations	82	4,907	1.7%	1.4%	1.5%	1.3%
% of Patients satisfied with the dentistry they have received	3	3	N/A	93.9%	93.1%	92.7%
% of Patients satisfied with the time they had to wait for an appointment	2	3	N/A	89.2%	89.8%	88.8%

\* This is based on patients treated on this contract for their most recent course of treatment. Figures in italics indicate the base number of FP17s or Patient Questionnaire responses are less than 100. N/A is shown where the base number of responses is less than 10 during the period. % is calculated as Quantity/Base number\*100

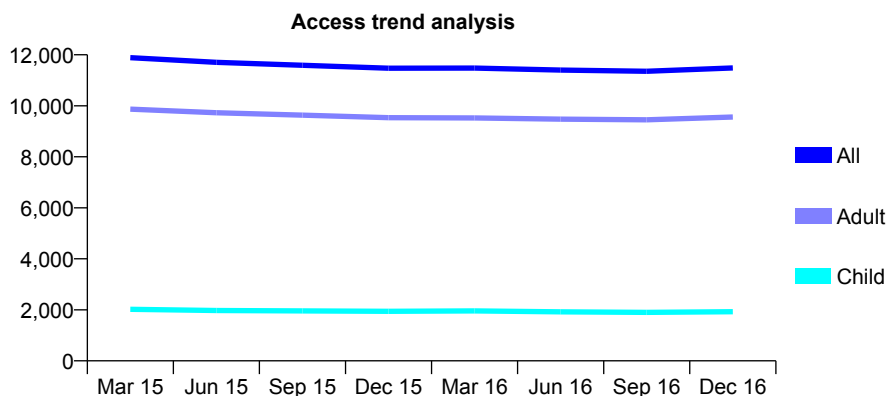
## Q48 - Vital Signs At a Glance Contract Report for 145963/0001 - December 2016

Name or company name	Hoghton Street Dental Care Limited
Contract type name	GDS Contract
Purpose of contract	General
Contract start date	01/06/2012
Contract end date	

16/17 Contracted general activity (UDA)	36,616
Carry forward general activity (UDA)	0
16/17 Contracted orthodontic activity (UOA)	0
Carry forward orthodontic activity (UOA)	0
Baseline contract value	£1,175,261.75

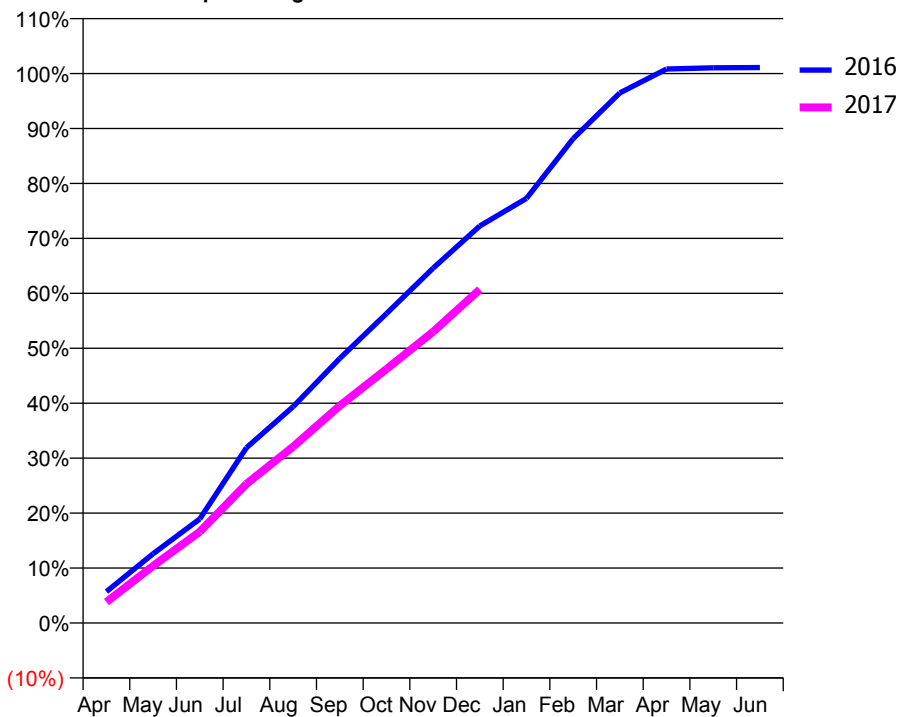
### ACCESS\*

Patients seen in 24 months	Total	Change since previous quarter
Quarter ending December 2015	11,476	
Quarter ending March 2016	11,480	→
Quarter ending June 2016	11,401	→
Quarter ending September 2016	11,352	→
Quarter ending December 2016	11,487	→
<b>Variance since December 2015</b>	<b>0.1%</b>	<b>→</b>



### ACTIVITY

Cumulative percentage of contracted UDA delivered 2016 & 2017



Month	Adjusted Scheduled Activity (UDA)	
	2016	2017
April	2,091	1,399
May	4,614	3,807
June	6,935	6,087
July	11,676	9,268
August	14,421	11,756
September	17,631	14,481
October	20,621	16,926
November	23,653	19,409
December	26,461	22,232
January	28,294	
February	32,275	
March	35,325	
April	36,911	
May	36,996	
June	37,016	

### QUALITY

	Quantity	Base Number	Contract	AT	Region	England
% of FP17s for the same patient ID Re-attending within 3 months - Children	355	2,609	13.6%	12.5%	13.4%	12.4%
% of FP17s for the same patient ID Re-attending within 3 months - Adults	1,784	10,612	16.8%	17.6%	17.3%	16.6%
% of FP17s for the same patient ID Re-attending between 3 & 9 months - Children	1,622	2,609	62.2%	53.9%	58.9%	57.5%
% of FP17s for the same patient ID Re-attending between 3 & 9 months - Adults	5,576	10,612	52.5%	44.9%	52.5%	50.4%
% of FP17s for Band 1 Urgent Courses	948	11,555	8.2%	11.6%	9.3%	9.1%
% of FP17s Relating to Free Repair or Replacements	63	11,555	0.5%	1.0%	1.0%	0.8%
% of FP17s Relating to Continuations	190	11,555	1.6%	1.4%	1.5%	1.3%
% of Patients satisfied with the dentistry they have received	35	37	94.6%	93.9%	93.1%	92.7%
% of Patients satisfied with the time they had to wait for an appointment	35	37	94.6%	89.2%	89.8%	88.8%

\* This is based on patients treated on this contract for their most recent course of treatment. Figures in italics indicate the base number of FP17s or Patient Questionnaire responses are less than 100. N/A is shown where the base number of responses is less than 10 during the period. % is calculated as Quantity/Base number\*100

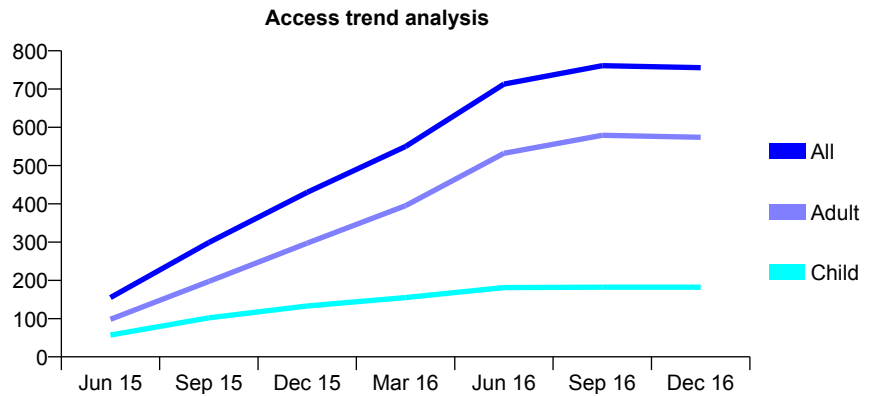
## Q48 - Vital Signs At a Glance Contract Report for 146331/0003 - December 2016

Name or company name	Vauxhall Dental Care
Contract type name	PDS Contract
Purpose of contract	General
Contract start date	01/04/2015
Contract end date	31/03/2018

16/17 Contracted general activity (UDA)	5,195
Carry forward general activity (UDA)	0
16/17 Contracted orthodontic activity (UOA)	0
Carry forward orthodontic activity (UOA)	0
Baseline contract value	£516,935.21

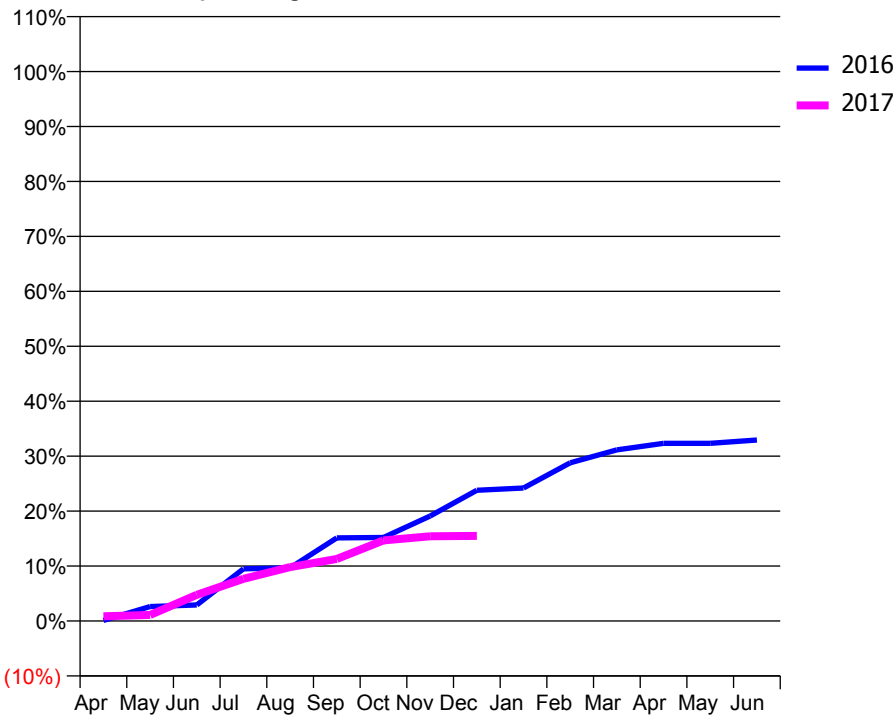
### ACCESS\*

Patients seen in 24 months	Total	Change since previous quarter
Quarter ending December 2015	430	
Quarter ending March 2016	550	↑
Quarter ending June 2016	713	↑
Quarter ending September 2016	761	↑
Quarter ending December 2016	756	→
<b>Variance since December 2015</b>	<b>75.8%</b>	<b>↑</b>



### ACTIVITY

Cumulative percentage of contracted UDA delivered 2016 & 2017



Month	Adjusted Scheduled Activity (UDA)	
	2016	2017
April	5	44
May	137	58
June	152	248
July	493	399
August	502	510
September	786	587
October	790	762
November	992	801
December	1,237	805
January	1,258	
February	1,496	
March	1,618	
April	1,680	
May	1,680	
June	1,711	

### QUALITY

	Quantity	Base Number	Contract	AT	Region	England
% of FP17s for the same patient ID Re-attending within 3 months - Children	9	83	10.8%	12.5%	13.4%	12.4%
% of FP17s for the same patient ID Re-attending within 3 months - Adults	73	430	17.0%	17.6%	17.3%	16.6%
% of FP17s for the same patient ID Re-attending between 3 & 9 months - Children	15	83	18.1%	53.9%	58.9%	57.5%
% of FP17s for the same patient ID Re-attending between 3 & 9 months - Adults	110	430	25.6%	44.9%	52.5%	50.4%
% of FP17s for Band 1 Urgent Courses	52	320	16.3%	11.6%	9.3%	9.1%
% of FP17s Relating to Free Repair or Replacements	0	320	0.0%	1.0%	1.0%	0.8%
% of FP17s Relating to Continuations	6	320	1.9%	1.4%	1.5%	1.3%
% of Patients satisfied with the dentistry they have received	0	0	N/A	93.9%	93.1%	92.7%
% of Patients satisfied with the time they had to wait for an appointment	0	0	N/A	89.2%	89.8%	88.8%

\* This is based on patients treated on this contract for their most recent course of treatment. Figures in italics indicate the base number of FP17s or Patient Questionnaire responses are less than 100. N/A is shown where the base number of responses is less than 10 during the period. % is calculated as Quantity/Base number\*100



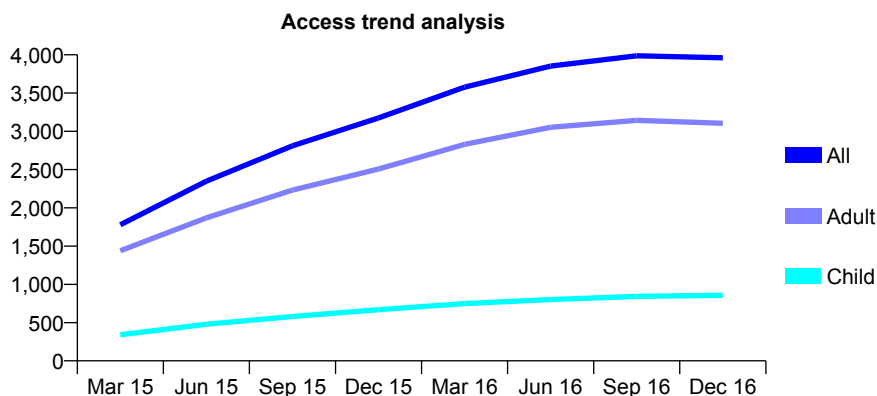
## Q48 - Vital Signs At a Glance Contract Report for 147753/0001 - December 2016

Name or company name	Abercromby Health Centre Partnership
Contract type name	GDS Contract
Purpose of contract	General
Contract start date	15/08/2014
Contract end date	

16/17 Contracted general activity (UDA)	13,675
Carry forward general activity (UDA)	0
16/17 Contracted orthodontic activity (UOA)	0
Carry forward orthodontic activity (UOA)	0
Baseline contract value	£417,289.52

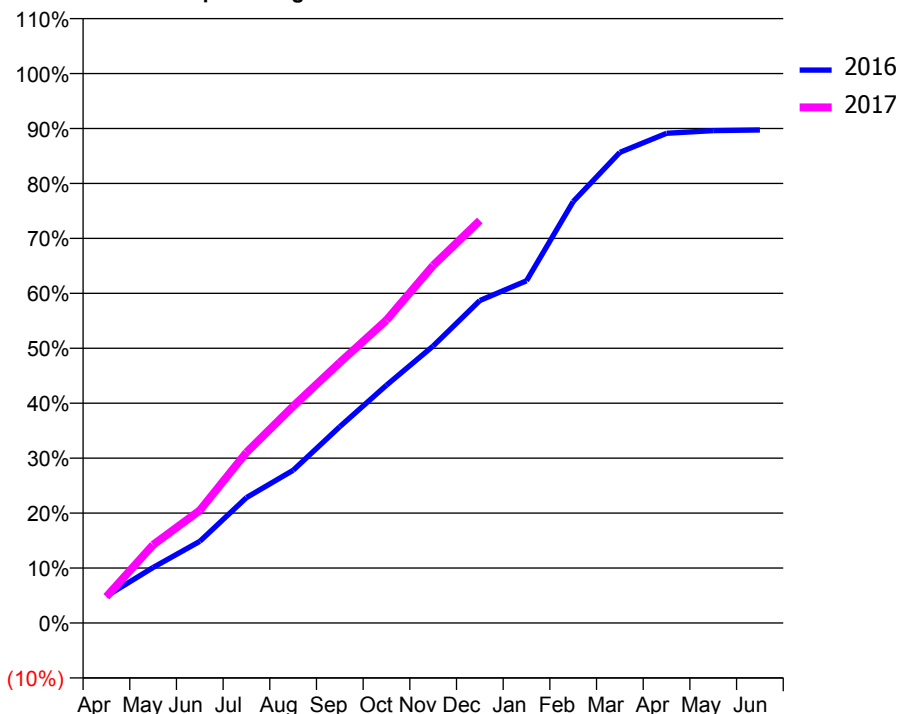
### ACCESS\*

Patients seen in 24 months	Total	Change since previous quarter
Quarter ending December 2015	3,175	
Quarter ending March 2016	3,578	↑
Quarter ending June 2016	3,853	↑
Quarter ending September 2016	3,987	↑
Quarter ending December 2016	3,961	→
<b>Variance since December 2015</b>	<b>24.8%</b>	<b>↑</b>



### ACTIVITY

Cumulative percentage of contracted UDA delivered 2016 & 2017



Month	Adjusted Scheduled Activity (UDA)	
	2016	2017
April	667	655
May	1,383	1,947
June	2,032	2,802
July	3,121	4,246
August	3,800	5,393
September	4,885	6,482
October	5,919	7,539
November	6,894	8,900
December	8,024	10,018
January	8,516	
February	10,487	
March	11,712	
April	12,188	
May	12,254	
June	12,272	

### QUALITY

	Quantity	Base Number	Contract	AT	Region	England
% of FP17s for the same patient ID Re-attending within 3 months - Children	67	759	8.8%	12.5%	13.4%	12.4%
% of FP17s for the same patient ID Re-attending within 3 months - Adults	620	2,832	21.9%	17.6%	17.3%	16.6%
% of FP17s for the same patient ID Re-attending between 3 & 9 months - Children	324	759	42.7%	53.9%	58.9%	57.5%
% of FP17s for the same patient ID Re-attending between 3 & 9 months - Adults	1,064	2,832	37.6%	44.9%	52.5%	50.4%
% of FP17s for Band 1 Urgent Courses	345	3,383	10.2%	11.6%	9.3%	9.1%
% of FP17s Relating to Free Repair or Replacements	30	3,383	0.9%	1.0%	1.0%	0.8%
% of FP17s Relating to Continuations	111	3,383	3.3%	1.4%	1.5%	1.3%
% of Patients satisfied with the dentistry they have received	7	7	N/A	93.9%	93.1%	92.7%
% of Patients satisfied with the time they had to wait for an appointment	7	7	N/A	89.2%	89.8%	88.8%

\* This is based on patients treated on this contract for their most recent course of treatment. Figures in italics indicate the base number of FP17s or Patient Questionnaire responses are less than 100. N/A is shown where the base number of responses is less than 10 during the period. % is calculated as Quantity/Base number\*100

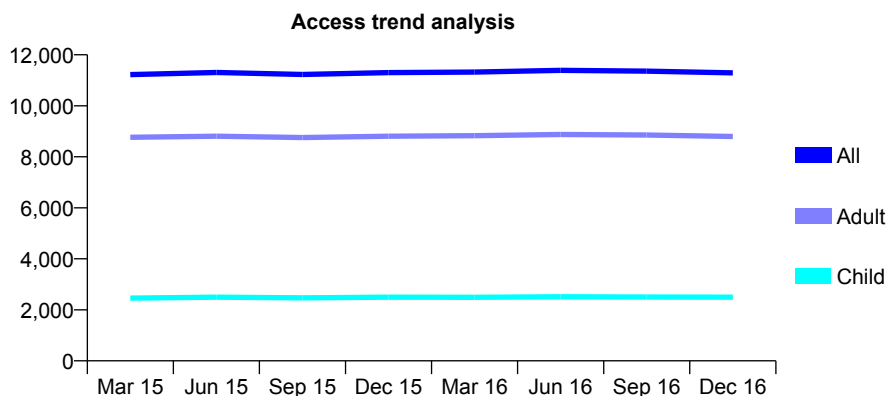
## Q48 - Vital Signs At a Glance Contract Report for 148806/0001 - December 2016

Name or company name	The Corner Dental Surgery Ltd
Contract type name	GDS Contract
Purpose of contract	General
Contract start date	01/04/2009
Contract end date	31/03/2019

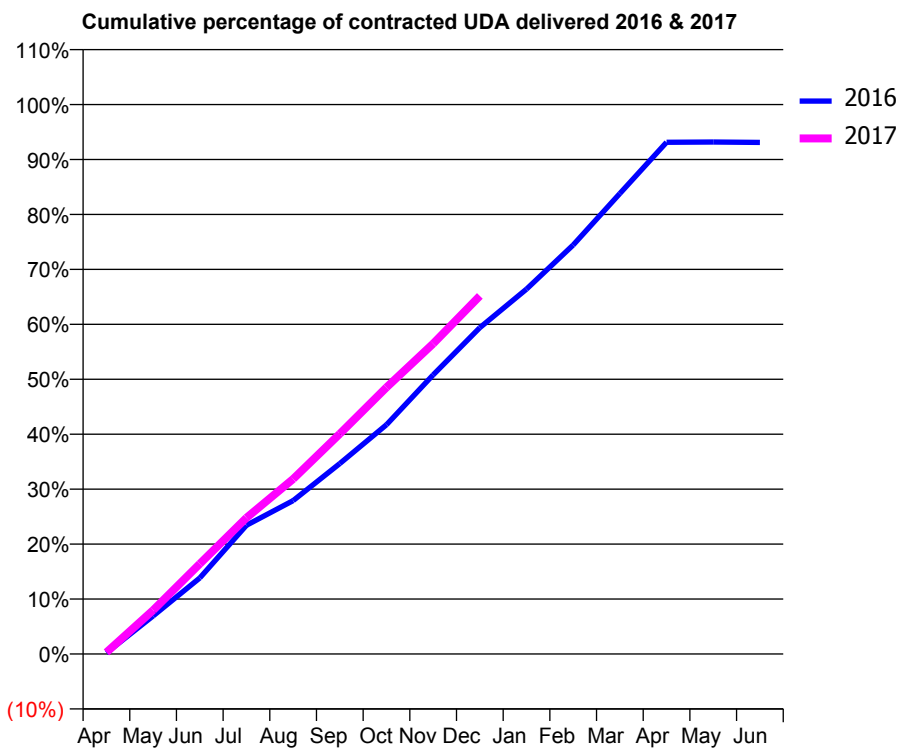
16/17 Contracted general activity (UDA)	42,000
Carry forward general activity (UDA)	0
16/17 Contracted orthodontic activity (UOA)	0
Carry forward orthodontic activity (UOA)	0
Baseline contract value	£1,059,373.91

### ACCESS\*

Patients seen in 24 months	Total	Change since previous quarter
Quarter ending December 2015	11,303	
Quarter ending March 2016	11,322	→
Quarter ending June 2016	11,392	→
Quarter ending September 2016	11,358	→
Quarter ending December 2016	11,290	→
<b>Variance since December 2015</b>	<b>(0.1%)</b>	→



### ACTIVITY



Month	Adjusted Scheduled Activity (UDA)	
	2016	2017
April	85	126
May	2,907	3,345
June	5,813	6,893
July	9,843	10,414
August	11,728	13,376
September	14,562	16,835
October	17,524	20,381
November	21,336	23,727
December	24,942	27,374
January	27,888	
February	31,262	
March	35,198	
April	39,109	
May	39,128	
June	39,102	

### QUALITY

	Quantity	Base Number	Contract	AT	Region	England
% of FP17s for the same patient ID Re-attending within 3 months - Children	563	3,898	14.4%	12.5%	13.4%	12.4%
% of FP17s for the same patient ID Re-attending within 3 months - Adults	1,594	10,376	15.4%	17.6%	17.3%	16.6%
% of FP17s for the same patient ID Re-attending between 3 & 9 months - Children	2,600	3,898	66.7%	53.9%	58.9%	57.5%
% of FP17s for the same patient ID Re-attending between 3 & 9 months - Adults	5,900	10,376	56.9%	44.9%	52.5%	50.4%
% of FP17s for Band 1 Urgent Courses	850	12,632	6.7%	11.6%	9.3%	9.1%
% of FP17s Relating to Free Repair or Replacements	112	12,632	0.9%	1.0%	1.0%	0.8%
% of FP17s Relating to Continuations	124	12,632	1.0%	1.4%	1.5%	1.3%
% of Patients satisfied with the dentistry they have received	34	36	94.4%	93.9%	93.1%	92.7%
% of Patients satisfied with the time they had to wait for an appointment	34	36	94.4%	89.2%	89.8%	88.8%

\* This is based on patients treated on this contract for their most recent course of treatment. Figures in italics indicate the base number of FP17s or Patient Questionnaire responses are less than 100. N/A is shown where the base number of responses is less than 10 during the period. % is calculated as Quantity/Base number\*100

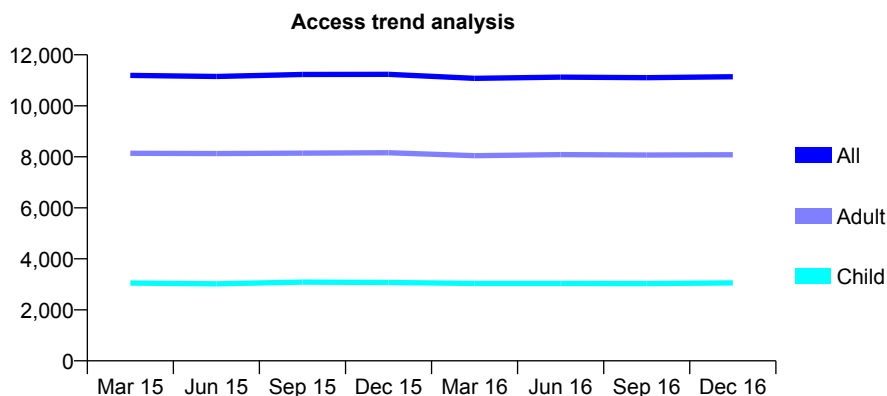
## Q48 - Vital Signs At a Glance Contract Report for 149861/0001 - December 2016

Name or company name	Muirhead Dental Practice
Contract type name	GDS Contract
Purpose of contract	General and Orthodontic
Contract start date	01/12/2010
Contract end date	

16/17 Contracted general activity (UDA)	33,903
Carry forward general activity (UDA)	0
16/17 Contracted orthodontic activity (UOA)	70
Carry forward orthodontic activity (UOA)	0
Baseline contract value	£869,401.32

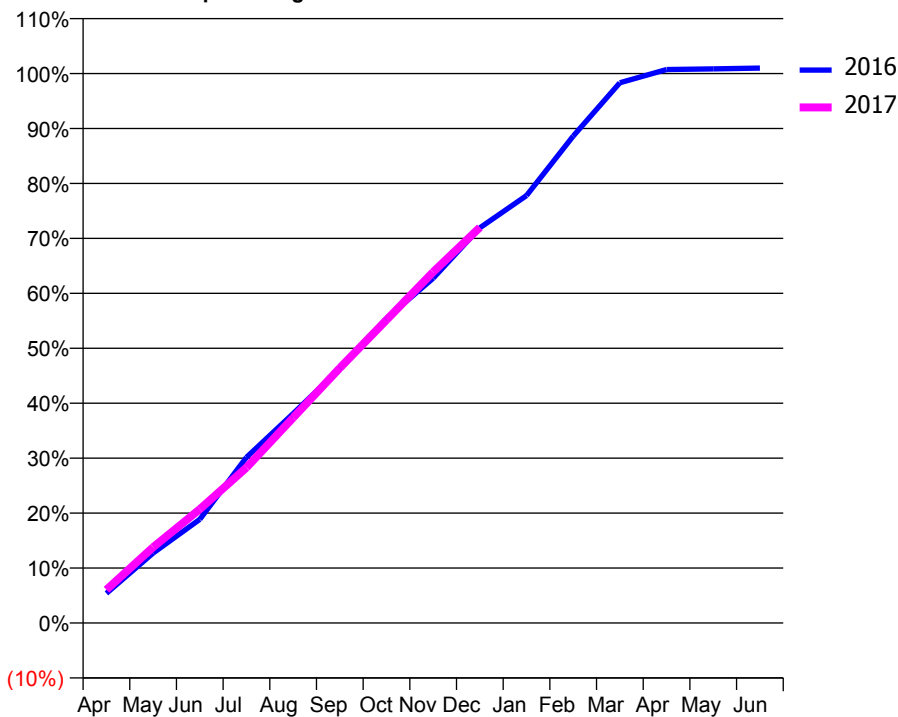
### ACCESS\*

Patients seen in 24 months	Total	Change since previous quarter
Quarter ending December 2015	11,235	
Quarter ending March 2016	11,078	↓
Quarter ending June 2016	11,125	→
Quarter ending September 2016	11,102	→
Quarter ending December 2016	11,141	→
<b>Variance since December 2015</b>	<b>(0.8%)</b>	→



### ACTIVITY

Cumulative percentage of contracted UDA delivered 2016 & 2017



Adjusted Scheduled Activity (UDA)

Month	2016	2017
April	1,834	2,057
May	4,313	4,675
June	6,399	7,021
July	10,223	9,586
August	12,920	12,670
September	15,690	15,733
October	18,793	18,699
November	21,272	21,661
December	24,382	24,407
January	26,372	
February	30,038	
March	33,330	
April	34,144	
May	34,189	
June	34,237	

### QUALITY

	Quantity	Base Number	Contract	AT	Region	England
% of FP17s for the same patient ID Re-attending within 3 months - Children	255	3,037	8.4%	12.5%	13.4%	12.4%
% of FP17s for the same patient ID Re-attending within 3 months - Adults	1,063	7,459	14.3%	17.6%	17.3%	16.6%
% of FP17s for the same patient ID Re-attending between 3 & 9 months - Children	1,543	3,037	50.8%	53.9%	58.9%	57.5%
% of FP17s for the same patient ID Re-attending between 3 & 9 months - Adults	3,472	7,459	46.5%	44.9%	52.5%	50.4%
% of FP17s for Band 1 Urgent Courses	904	9,647	9.4%	11.6%	9.3%	9.1%
% of FP17s Relating to Free Repair or Replacements	62	9,647	0.6%	1.0%	1.0%	0.8%
% of FP17s Relating to Continuations	158	9,647	1.6%	1.4%	1.5%	1.3%
% of Patients satisfied with the dentistry they have received	24	25	96.0%	93.9%	93.1%	92.7%
% of Patients satisfied with the time they had to wait for an appointment	24	25	96.0%	89.2%	89.8%	88.8%

\* This is based on patients treated on this contract for their most recent course of treatment. Figures in italics indicate the base number of FP17s or Patient Questionnaire responses are less than 100. N/A is shown where the base number of responses is less than 10 during the period. % is calculated as Quantity/Base number\*100

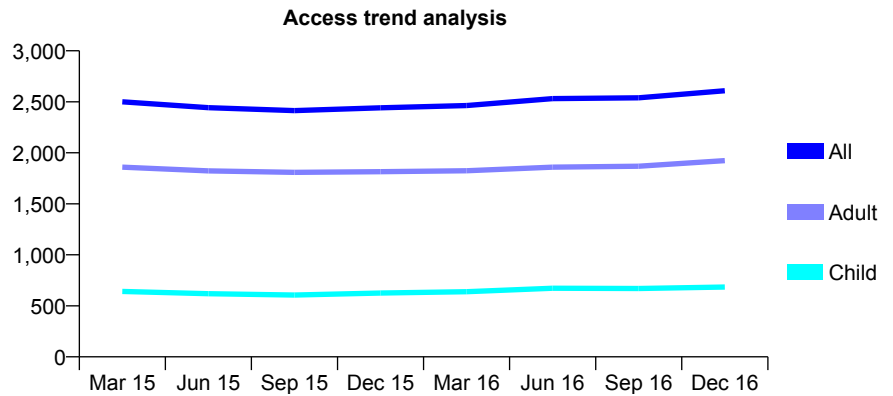
## Q48 - Vital Signs At a Glance Contract Report for 158801/0001 - December 2016

Name or company name	kotecha & Partners
Contract type name	GDS Contract
Purpose of contract	General
Contract start date	01/11/2010
Contract end date	

16/17 Contracted general activity (UDA)	8,050
Carry forward general activity (UDA)	0
16/17 Contracted orthodontic activity (UOA)	0
Carry forward orthodontic activity (UOA)	0
Baseline contract value	£315,556.18

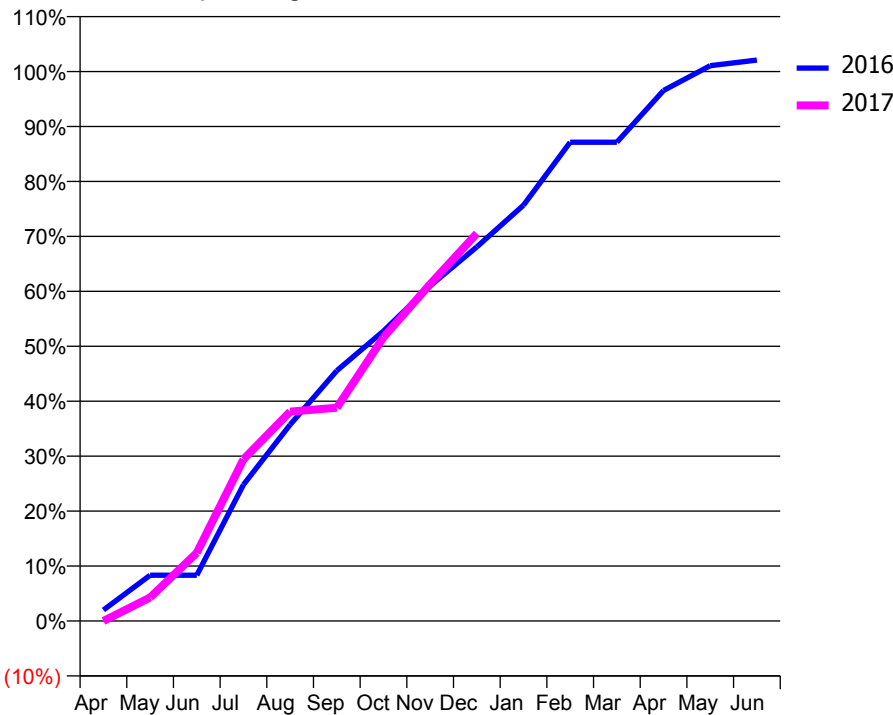
### ACCESS\*

Patients seen in 24 months	Total	Change since previous quarter
Quarter ending December 2015	2,441	
Quarter ending March 2016	2,463	→
Quarter ending June 2016	2,531	↑
Quarter ending September 2016	2,539	→
Quarter ending December 2016	2,608	↑
<b>Variance since December 2015</b>	<b>6.8%</b>	<b>↑</b>



### ACTIVITY

Cumulative percentage of contracted UDA delivered 2016 & 2017



Month	Adjusted Scheduled Activity (UDA)	
	2016	2017
April	161	0
May	671	346
June	671	999
July	1,998	2,369
August	2,877	3,067
September	3,667	3,125
October	4,248	4,156
November	4,910	4,936
December	5,481	5,677
January	6,091	
February	7,014	
March	7,014	
April	7,772	
May	8,136	
June	8,216	

### QUALITY

	Quantity	Base Number	Contract	AT	Region	England
% of FP17s for the same patient ID Re-attending within 3 months - Children	109	956	11.4%	12.5%	13.4%	12.4%
% of FP17s for the same patient ID Re-attending within 3 months - Adults	484	2,327	20.8%	17.6%	17.3%	16.6%
% of FP17s for the same patient ID Re-attending between 3 & 9 months - Children	519	956	54.3%	53.9%	58.9%	57.5%
% of FP17s for the same patient ID Re-attending between 3 & 9 months - Adults	1,156	2,327	49.7%	44.9%	52.5%	50.4%
% of FP17s for Band 1 Urgent Courses	463	2,733	16.9%	11.6%	9.3%	9.1%
% of FP17s Relating to Free Repair or Replacements	9	2,733	0.3%	1.0%	1.0%	0.8%
% of FP17s Relating to Continuations	17	2,733	0.6%	1.4%	1.5%	1.3%
% of Patients satisfied with the dentistry they have received	10	11	90.9%	93.9%	93.1%	92.7%
% of Patients satisfied with the time they had to wait for an appointment	9	11	81.8%	89.2%	89.8%	88.8%

\* This is based on patients treated on this contract for their most recent course of treatment. Figures in italics indicate the base number of FP17s or Patient Questionnaire responses are less than 100. N/A is shown where the base number of responses is less than 10 during the period. % is calculated as Quantity/Base number\*100

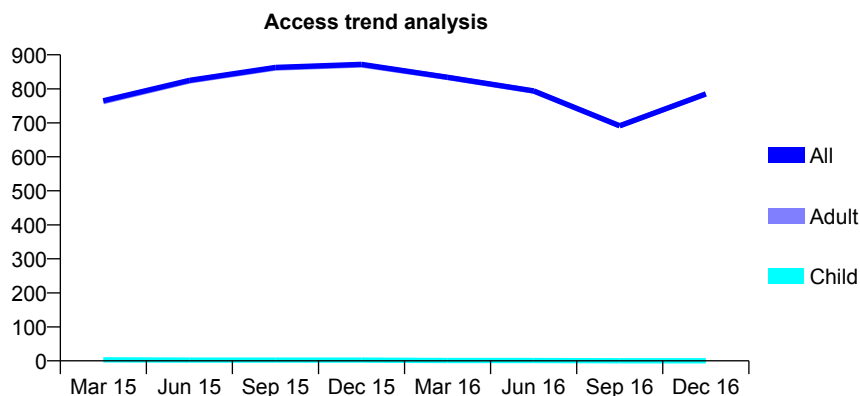
## Q48 - Vital Signs At a Glance Contract Report for 159255/0001 - December 2016

Name or company name	Prison Dental Service - HMP Liverpool
Contract type name	GDS Contract
Purpose of contract	General
Contract start date	01/10/2007
Contract end date	

16/17 Contracted general activity (UDA)	4,000
Carry forward general activity (UDA)	0
16/17 Contracted orthodontic activity (UOA)	0
Carry forward orthodontic activity (UOA)	0
Baseline contract value	£0.00

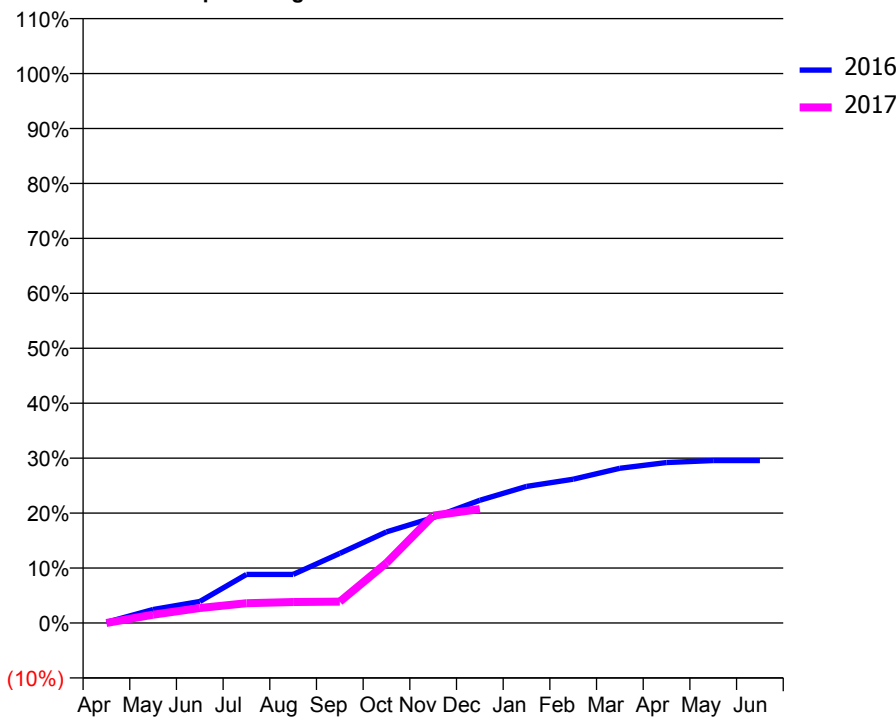
### ACCESS\*

Patients seen in 24 months	Total	Change since previous quarter
Quarter ending December 2015	872	
Quarter ending March 2016	834	↓
Quarter ending June 2016	794	↓
Quarter ending September 2016	691	↓
Quarter ending December 2016	785	↑
<b>Variance since December 2015</b>	<b>(10.0%)</b>	<b>↓</b>



### ACTIVITY

Cumulative percentage of contracted UDA delivered 2016 & 2017



Month	Adjusted Scheduled Activity (UDA)	
	2016	2017
April	6	0
May	98	61
June	157	109
July	354	144
August	354	153
September	507	156
October	663	437
November	768	782
December	894	829
January	994	
February	1,046	
March	1,127	
April	1,168	
May	1,183	
June	1,183	

### QUALITY

	Quantity	Base Number	Contract	AT	Region	England
% of FP17s for the same patient ID Re-attending within 3 months - Children	0	0	N/A	12.5%	13.4%	12.4%
% of FP17s for the same patient ID Re-attending within 3 months - Adults	47	402	11.7%	17.6%	17.3%	16.6%
% of FP17s for the same patient ID Re-attending between 3 & 9 months - Children	0	0	N/A	53.9%	58.9%	57.5%
% of FP17s for the same patient ID Re-attending between 3 & 9 months - Adults	30	402	7.5%	44.9%	52.5%	50.4%
% of FP17s for Band 1 Urgent Courses	200	336	59.5%	11.6%	9.3%	9.1%
% of FP17s Relating to Free Repair or Replacements	0	336	0.0%	1.0%	1.0%	0.8%
% of FP17s Relating to Continuations	0	336	0.0%	1.4%	1.5%	1.3%
% of Patients satisfied with the dentistry they have received	0	1	N/A	93.9%	93.1%	92.7%
% of Patients satisfied with the time they had to wait for an appointment	0	1	N/A	89.2%	89.8%	88.8%

\* This is based on patients treated on this contract for their most recent course of treatment. Figures in italics indicate the base number of FP17s or Patient Questionnaire responses are less than 100. N/A is shown where the base number of responses is less than 10 during the period. % is calculated as Quantity/Base number\*100

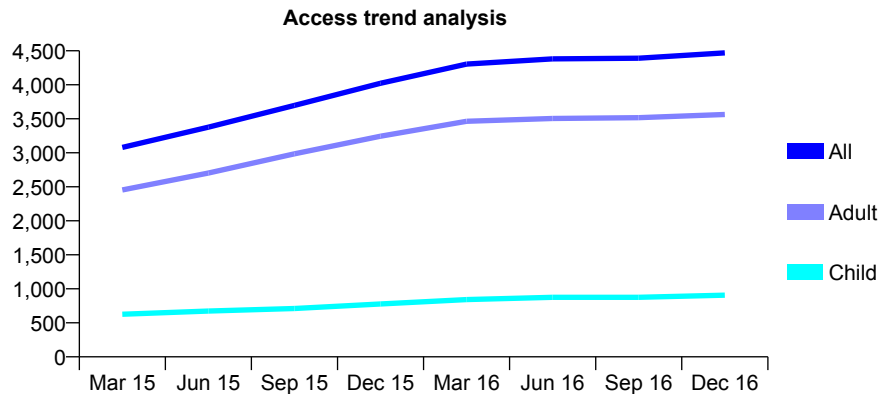
## Q48 - Vital Signs At a Glance Contract Report for 161039/0001 - December 2016

Name or company name	Latham Court Smile Centre Limited
Contract type name	GDS Contract
Purpose of contract	General
Contract start date	01/04/2014
Contract end date	

16/17 Contracted general activity (UDA)	15,735
Carry forward general activity (UDA)	0
16/17 Contracted orthodontic activity (UOA)	0
Carry forward orthodontic activity (UOA)	0
Baseline contract value	£401,402.66

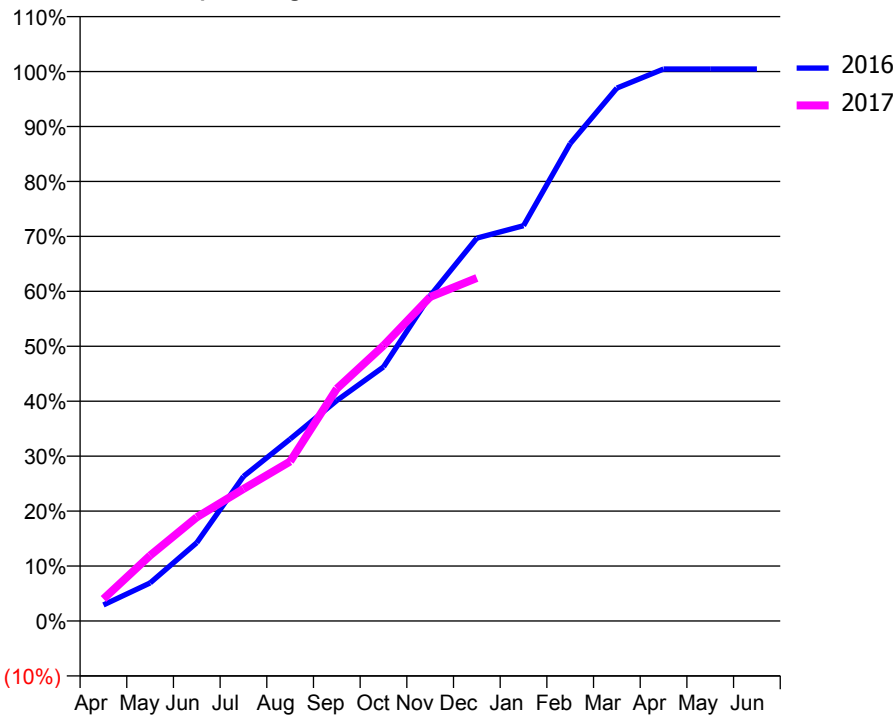
### ACCESS\*

Patients seen in 24 months	Total	Change since previous quarter
Quarter ending December 2015	4,022	
Quarter ending March 2016	4,305	↑
Quarter ending June 2016	4,381	→
Quarter ending September 2016	4,391	→
Quarter ending December 2016	4,469	→
<b>Variance since December 2015</b>	<b>11.1%</b>	<b>↑</b>



### ACTIVITY

Cumulative percentage of contracted UDA delivered 2016 & 2017



Month	Adjusted Scheduled Activity (UDA)	
	2016	2017
April	462	633
May	1,090	1,878
June	2,244	2,971
July	4,142	3,781
August	5,212	4,570
September	6,315	6,654
October	7,277	7,887
November	9,314	9,282
December	10,965	9,822
January	11,318	
February	13,673	
March	15,262	
April	15,807	
May	15,804	
June	15,804	

### QUALITY

	Quantity	Base Number	Contract	AT	Region	England
% of FP17s for the same patient ID Re-attending within 3 months - Children	45	878	5.1%	12.5%	13.4%	12.4%
% of FP17s for the same patient ID Re-attending within 3 months - Adults	276	2,864	9.6%	17.6%	17.3%	16.6%
% of FP17s for the same patient ID Re-attending between 3 & 9 months - Children	449	878	51.1%	53.9%	58.9%	57.5%
% of FP17s for the same patient ID Re-attending between 3 & 9 months - Adults	1,403	2,864	49.0%	44.9%	52.5%	50.4%
% of FP17s for Band 1 Urgent Courses	119	3,106	3.8%	11.6%	9.3%	9.1%
% of FP17s Relating to Free Repair or Replacements	25	3,106	0.8%	1.0%	1.0%	0.8%
% of FP17s Relating to Continuations	8	3,106	0.3%	1.4%	1.5%	1.3%
% of Patients satisfied with the dentistry they have received	6	6	N/A	93.9%	93.1%	92.7%
% of Patients satisfied with the time they had to wait for an appointment	6	6	N/A	89.2%	89.8%	88.8%

\* This is based on patients treated on this contract for their most recent course of treatment. Figures in italics indicate the base number of FP17s or Patient Questionnaire responses are less than 100. N/A is shown where the base number of responses is less than 10 during the period. % is calculated as Quantity/Base number\*100

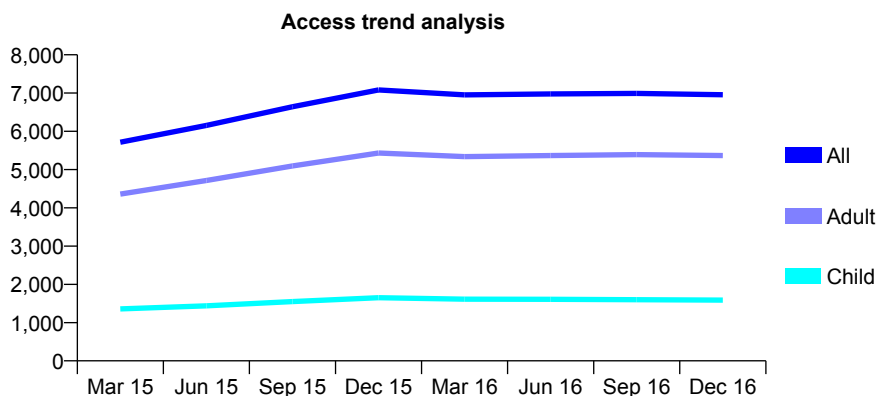
## Q48 - Vital Signs At a Glance Contract Report for 161314/0001 - December 2016

Name or company name	Chantastic Limited
Contract type name	GDS Contract
Purpose of contract	General
Contract start date	01/01/2014
Contract end date	

16/17 Contracted general activity (UDA)	30,685
Carry forward general activity (UDA)	0
16/17 Contracted orthodontic activity (UOA)	0
Carry forward orthodontic activity (UOA)	0
Baseline contract value	£782,782.98

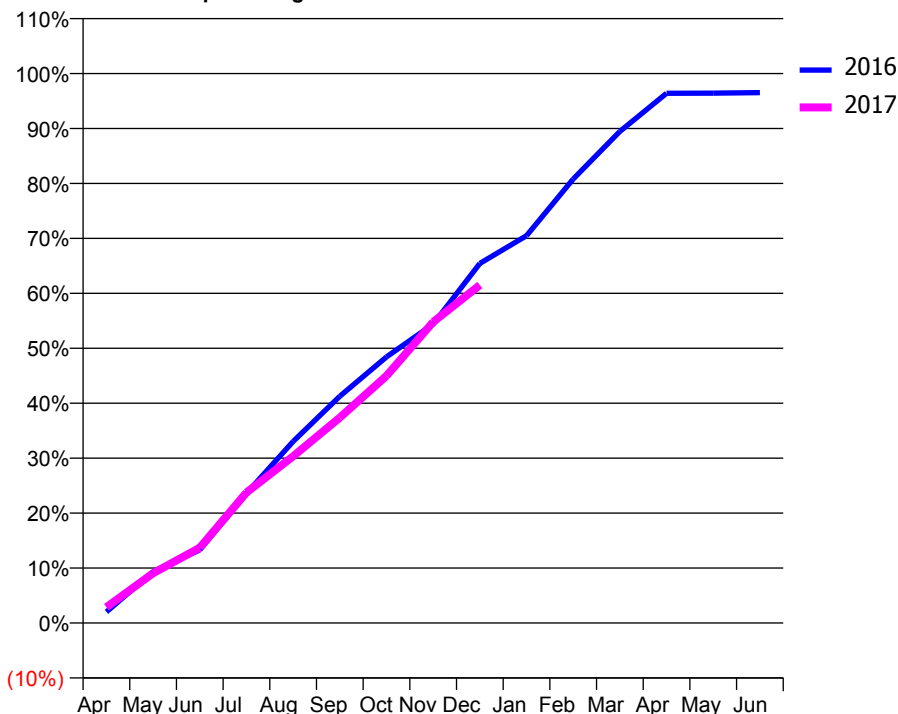
### ACCESS\*

Patients seen in 24 months	Total	Change since previous quarter
Quarter ending December 2015	7,083	
Quarter ending March 2016	6,953	↓
Quarter ending June 2016	6,976	→
Quarter ending September 2016	6,991	→
Quarter ending December 2016	6,955	→
<b>Variance since December 2015</b>	<b>(1.8%)</b>	<b>↓</b>



### ACTIVITY

Cumulative percentage of contracted UDA delivered 2016 & 2017



Month	Adjusted Scheduled Activity (UDA)	
	2016	2017
April	621	880
May	2,867	2,785
June	4,088	4,207
July	7,241	7,288
August	10,136	9,311
September	12,665	11,473
October	14,860	13,802
November	16,690	16,810
December	20,080	18,875
January	21,628	
February	24,792	
March	27,450	
April	29,582	
May	29,590	
June	29,617	

### QUALITY

	Quantity	Base Number	Contract	AT	Region	England
% of FP17s for the same patient ID Re-attending within 3 months - Children	123	1,555	7.9%	12.5%	13.4%	12.4%
% of FP17s for the same patient ID Re-attending within 3 months - Adults	659	4,898	13.5%	17.6%	17.3%	16.6%
% of FP17s for the same patient ID Re-attending between 3 & 9 months - Children	830	1,555	53.4%	53.9%	58.9%	57.5%
% of FP17s for the same patient ID Re-attending between 3 & 9 months - Adults	2,384	4,898	48.7%	44.9%	52.5%	50.4%
% of FP17s for Band 1 Urgent Courses	507	5,917	8.6%	11.6%	9.3%	9.1%
% of FP17s Relating to Free Repair or Replacements	61	5,917	1.0%	1.0%	1.0%	0.8%
% of FP17s Relating to Continuations	56	5,917	0.9%	1.4%	1.5%	1.3%
% of Patients satisfied with the dentistry they have received	22	23	95.7%	93.9%	93.1%	92.7%
% of Patients satisfied with the time they had to wait for an appointment	23	23	100.0%	89.2%	89.8%	88.8%

\* This is based on patients treated on this contract for their most recent course of treatment. Figures in italics indicate the base number of FP17s or Patient Questionnaire responses are less than 100. N/A is shown where the base number of responses is less than 10 during the period. % is calculated as Quantity/Base number\*100



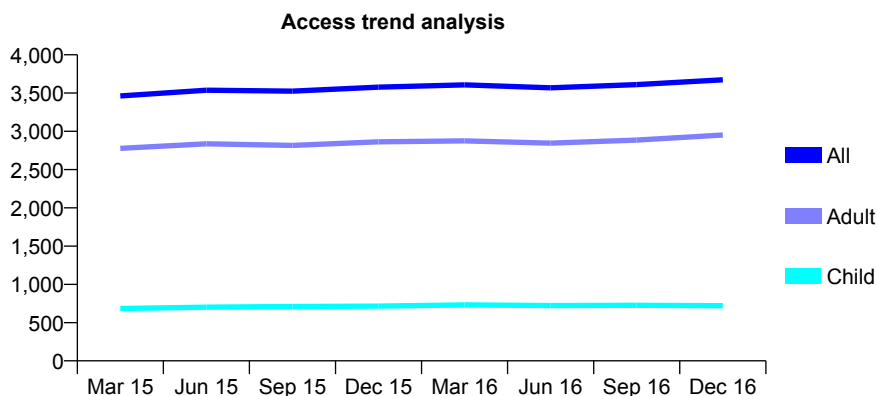
## Q48 - Vital Signs At a Glance Contract Report for 161500/0001 - December 2016

Name or company name	T & T Dental
Contract type name	GDS Contract
Purpose of contract	General
Contract start date	01/04/2010
Contract end date	

16/17 Contracted general activity (UDA)	13,652
Carry forward general activity (UDA)	0
16/17 Contracted orthodontic activity (UOA)	0
Carry forward orthodontic activity (UOA)	0
Baseline contract value	£348,264.95

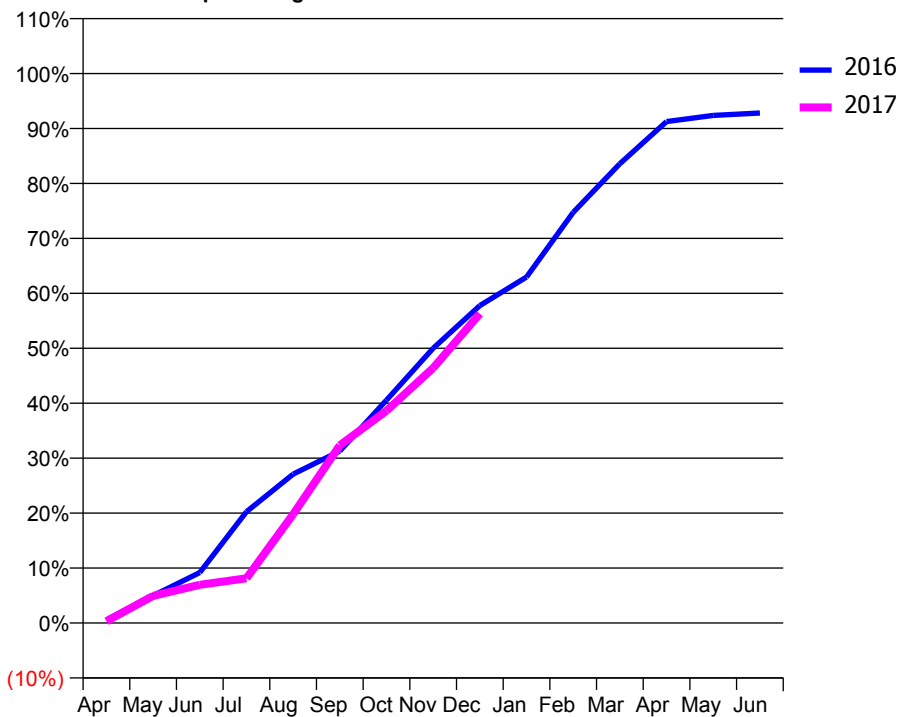
### ACCESS\*

Patients seen in 24 months	Total	Change since previous quarter
Quarter ending December 2015	3,578	
Quarter ending March 2016	3,607	→
Quarter ending June 2016	3,569	↓
Quarter ending September 2016	3,611	→
Quarter ending December 2016	3,673	→
<b>Variance since December 2015</b>	<b>2.7%</b>	<b>↑</b>



### ACTIVITY

Cumulative percentage of contracted UDA delivered 2016 & 2017



Month	Adjusted Scheduled Activity (UDA)	
	2016	2017
April	76	44
May	680	675
June	1,255	949
July	2,763	1,112
August	3,698	2,702
September	4,272	4,415
October	5,539	5,271
November	6,825	6,338
December	7,886	7,683
January	8,595	
February	10,201	
March	11,413	
April	12,459	
May	12,611	
June	12,671	

### QUALITY

	Quantity	Base Number	Contract	AT	Region	England
% of FP17s for the same patient ID Re-attending within 3 months - Children	134	808	16.6%	12.5%	13.4%	12.4%
% of FP17s for the same patient ID Re-attending within 3 months - Adults	638	3,161	20.2%	17.6%	17.3%	16.6%
% of FP17s for the same patient ID Re-attending between 3 & 9 months - Children	431	808	53.3%	53.9%	58.9%	57.5%
% of FP17s for the same patient ID Re-attending between 3 & 9 months - Adults	1,608	3,161	50.9%	44.9%	52.5%	50.4%
% of FP17s for Band 1 Urgent Courses	430	3,354	12.8%	11.6%	9.3%	9.1%
% of FP17s Relating to Free Repair or Replacements	57	3,354	1.7%	1.0%	1.0%	0.8%
% of FP17s Relating to Continuations	37	3,354	1.1%	1.4%	1.5%	1.3%
% of Patients satisfied with the dentistry they have received	18	18	100.0%	93.9%	93.1%	92.7%
% of Patients satisfied with the time they had to wait for an appointment	17	18	94.4%	89.2%	89.8%	88.8%

\* This is based on patients treated on this contract for their most recent course of treatment. Figures in italics indicate the base number of FP17s or Patient Questionnaire responses are less than 100. N/A is shown where the base number of responses is less than 10 during the period. % is calculated as Quantity/Base number\*100

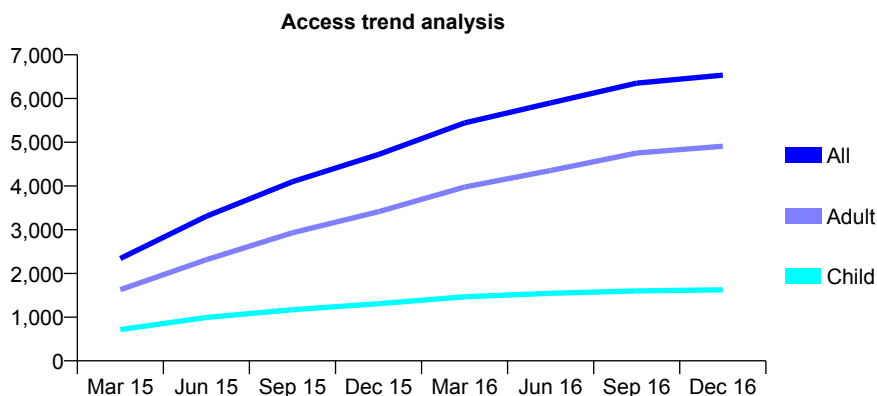
## Q48 - Vital Signs At a Glance Contract Report for 165239/0001 - December 2016

Name or company name	Ventre & Ventre Limited
Contract type name	GDS Contract
Purpose of contract	General and Orthodontic
Contract start date	01/11/2014
Contract end date	

16/17 Contracted general activity (UDA)	24,053
Carry forward general activity (UDA)	359
16/17 Contracted orthodontic activity (UOA)	400
Carry forward orthodontic activity (UOA)	0
Baseline contract value	£779,162.21

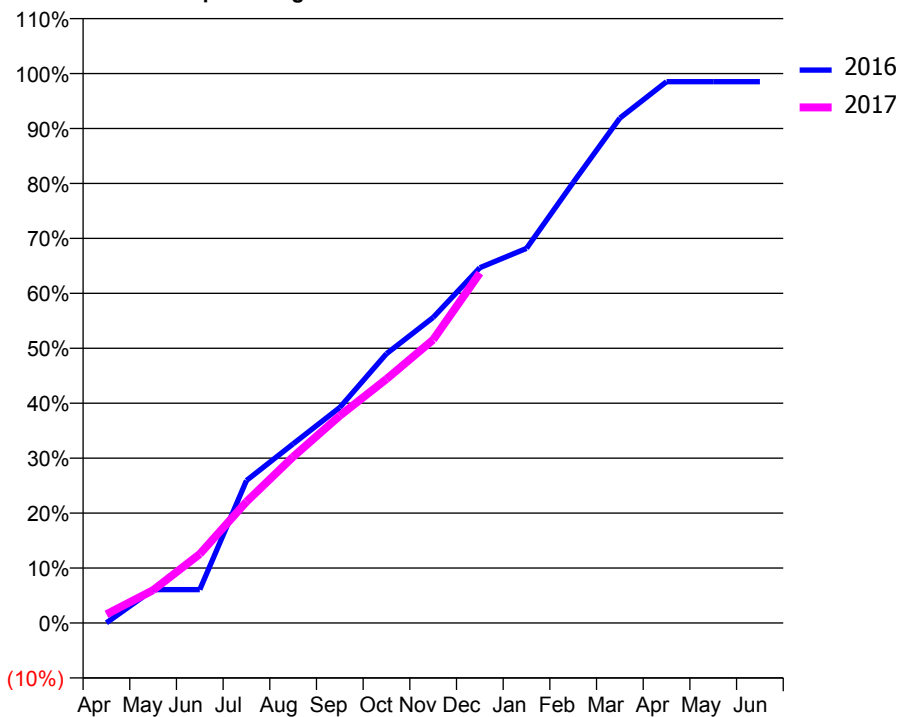
### ACCESS\*

Patients seen in 24 months	Total	Change since previous quarter
Quarter ending December 2015	4,719	
Quarter ending March 2016	5,443	↑
Quarter ending June 2016	5,899	↑
Quarter ending September 2016	6,353	↑
Quarter ending December 2016	6,535	↑
<b>Variance since December 2015</b>	<b>38.5%</b>	<b>↑</b>



### ACTIVITY

Cumulative percentage of contracted UDA delivered 2016 & 2017



Month	Adjusted Scheduled Activity (UDA)	
	2016	2017
April	8	385
May	1,459	1,441
June	1,459	3,021
July	6,237	5,311
August	7,840	7,277
September	9,433	9,074
October	11,785	10,679
November	13,373	12,398
December	15,555	15,316
January	16,400	
February	19,279	
March	22,100	
April	23,693	
May	23,694	
June	23,694	

### QUALITY

	Quantity	Base Number	Contract	AT	Region	England
% of FP17s for the same patient ID Re-attending within 3 months - Children	317	1,788	17.7%	12.5%	13.4%	12.4%
% of FP17s for the same patient ID Re-attending within 3 months - Adults	1,076	4,568	23.6%	17.6%	17.3%	16.6%
% of FP17s for the same patient ID Re-attending between 3 & 9 months - Children	857	1,788	47.9%	53.9%	58.9%	57.5%
% of FP17s for the same patient ID Re-attending between 3 & 9 months - Adults	1,618	4,568	35.4%	44.9%	52.5%	50.4%
% of FP17s for Band 1 Urgent Courses	1,186	5,863	20.2%	11.6%	9.3%	9.1%
% of FP17s Relating to Free Repair or Replacements	56	5,863	1.0%	1.0%	1.0%	0.8%
% of FP17s Relating to Continuations	57	5,863	1.0%	1.4%	1.5%	1.3%
% of Patients satisfied with the dentistry they have received	6	6	N/A	93.9%	93.1%	92.7%
% of Patients satisfied with the time they had to wait for an appointment	5	6	N/A	89.2%	89.8%	88.8%

\* This is based on patients treated on this contract for their most recent course of treatment. Figures in italics indicate the base number of FP17s or Patient Questionnaire responses are less than 100. N/A is shown where the base number of responses is less than 10 during the period. % is calculated as Quantity/Base number\*100

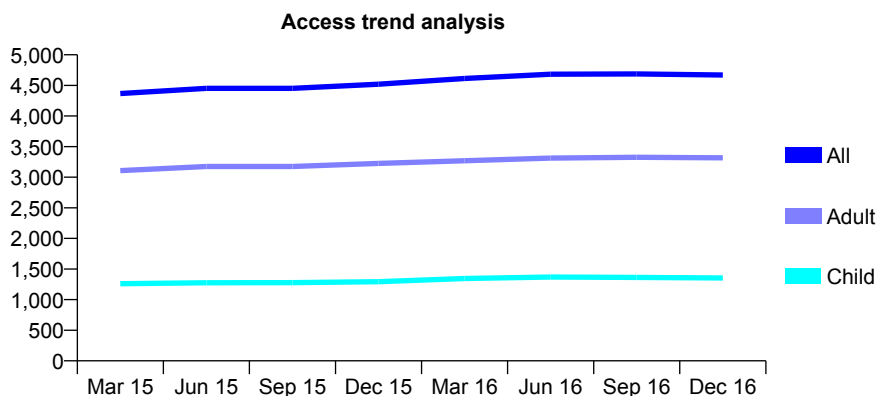
## Q48 - Vital Signs At a Glance Contract Report for 166731/0001 - December 2016

Name or company name	Dental Elements
Contract type name	GDS Contract
Purpose of contract	General
Contract start date	30/03/2012
Contract end date	

16/17 Contracted general activity (UDA)	13,000
Carry forward general activity (UDA)	120
16/17 Contracted orthodontic activity (UOA)	0
Carry forward orthodontic activity (UOA)	0
Baseline contract value	£385,035.77

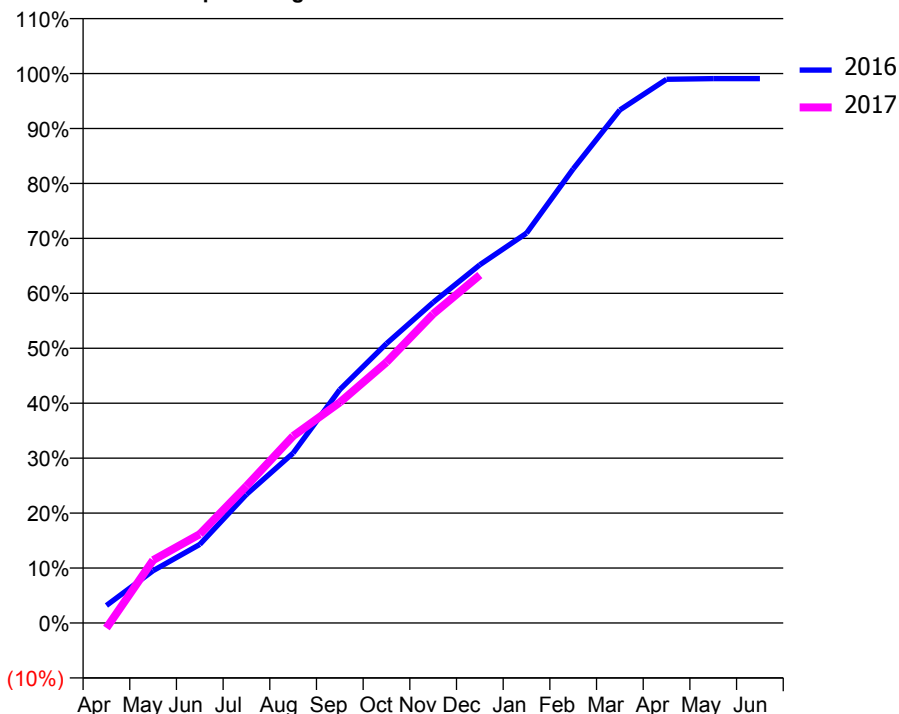
### ACCESS\*

Patients seen in 24 months	Total	Change since previous quarter
Quarter ending December 2015	4,519	
Quarter ending March 2016	4,613	↑
Quarter ending June 2016	4,683	→
Quarter ending September 2016	4,688	→
Quarter ending December 2016	4,671	→
<b>Variance since December 2015</b>	<b>3.4%</b>	<b>↑</b>



### ACTIVITY

Cumulative percentage of contracted UDA delivered 2016 & 2017



Month	Adjusted Scheduled Activity (UDA)	
	2016	2017
April	415	-120
May	1,238	1,487
June	1,861	2,104
July	3,043	3,241
August	4,019	4,424
September	5,522	5,221
October	6,611	6,170
November	7,584	7,312
December	8,476	8,231
January	9,221	
February	10,743	
March	12,138	
April	12,864	
May	12,880	
June	12,880	

### QUALITY

	Quantity	Base Number	Contract	AT	Region	England
% of FP17s for the same patient ID Re-attending within 3 months - Children	135	1,517	8.9%	12.5%	13.4%	12.4%
% of FP17s for the same patient ID Re-attending within 3 months - Adults	495	2,911	17.0%	17.6%	17.3%	16.6%
% of FP17s for the same patient ID Re-attending between 3 & 9 months - Children	814	1,517	53.7%	53.9%	58.9%	57.5%
% of FP17s for the same patient ID Re-attending between 3 & 9 months - Adults	1,256	2,911	43.1%	44.9%	52.5%	50.4%
% of FP17s for Band 1 Urgent Courses	285	4,033	7.1%	11.6%	9.3%	9.1%
% of FP17s Relating to Free Repair or Replacements	34	4,033	0.8%	1.0%	1.0%	0.8%
% of FP17s Relating to Continuations	127	4,033	3.1%	1.4%	1.5%	1.3%
% of Patients satisfied with the dentistry they have received	8	8	N/A	93.9%	93.1%	92.7%
% of Patients satisfied with the time they had to wait for an appointment	8	8	N/A	89.2%	89.8%	88.8%

\* This is based on patients treated on this contract for their most recent course of treatment. Figures in italics indicate the base number of FP17s or Patient Questionnaire responses are less than 100. N/A is shown where the base number of responses is less than 10 during the period. % is calculated as Quantity/Base number\*100

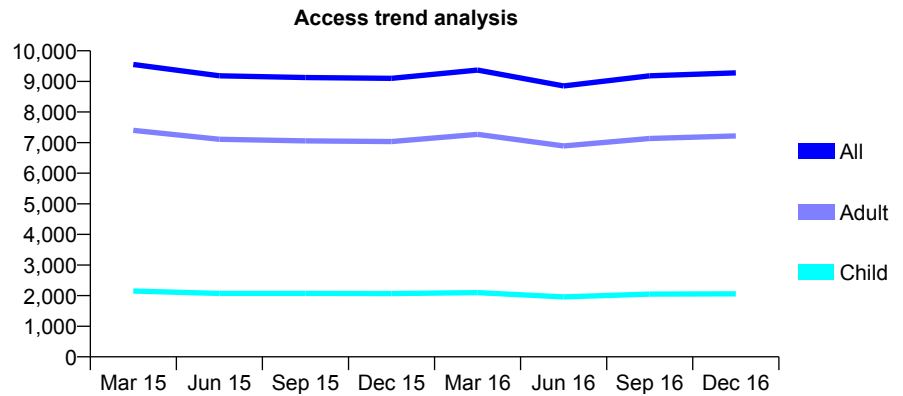
## Q48 - Vital Signs At a Glance Contract Report for 169196/0001 - December 2016

Name or company name	Zein and Alraslani
Contract type name	GDS Contract
Purpose of contract	General
Contract start date	01/06/2012
Contract end date	

16/17 Contracted general activity (UDA)	34,141
Carry forward general activity (UDA)	0
16/17 Contracted orthodontic activity (UOA)	0
Carry forward orthodontic activity (UOA)	0
Baseline contract value	£915,925.91

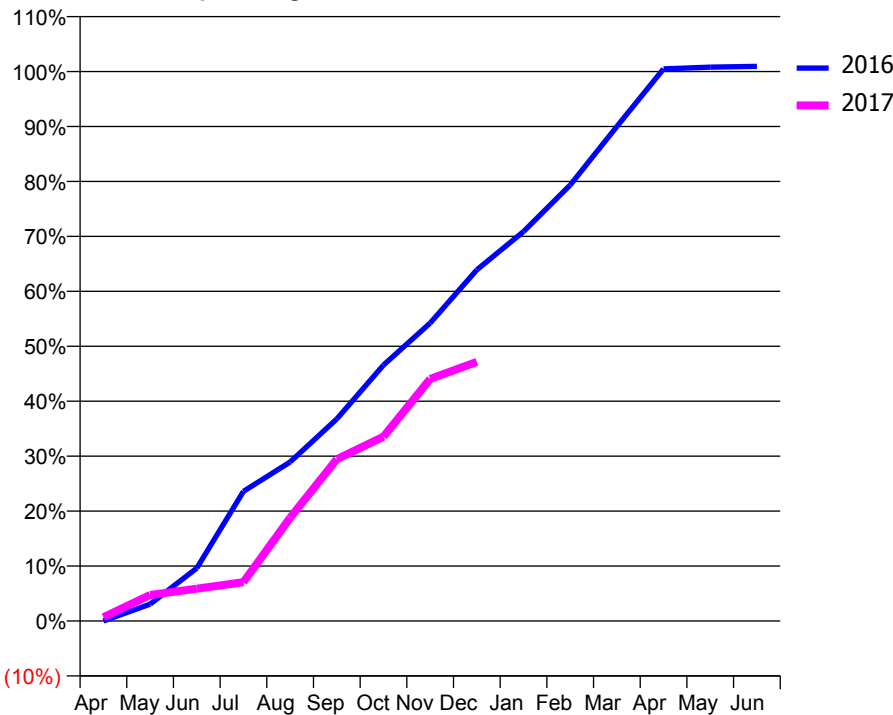
### ACCESS\*

Patients seen in 24 months	Total	Change since previous quarter
Quarter ending December 2015	9,102	
Quarter ending March 2016	9,369	↑
Quarter ending June 2016	8,853	↓
Quarter ending September 2016	9,185	↑
Quarter ending December 2016	9,279	→
<b>Variance since December 2015</b>	<b>1.9%</b>	<b>→</b>



### ACTIVITY

Cumulative percentage of contracted UDA delivered 2016 & 2017



Month	Adjusted Scheduled Activity (UDA)	
	2016	2017
April	0	236
May	924	1,616
June	2,885	2,006
July	7,081	2,418
August	8,685	6,416
September	11,033	10,055
October	13,975	11,454
November	16,267	15,044
December	19,170	16,100
January	21,265	
February	23,800	
March	26,998	
April	30,141	
May	30,237	
June	30,283	

### QUALITY

	Quantity	Base Number	Contract	AT	Region	England
% of FP17s for the same patient ID Re-attending within 3 months - Children	154	1,753	8.8%	12.5%	13.4%	12.4%
% of FP17s for the same patient ID Re-attending within 3 months - Adults	912	5,461	16.7%	17.6%	17.3%	16.6%
% of FP17s for the same patient ID Re-attending between 3 & 9 months - Children	698	1,753	39.8%	53.9%	58.9%	57.5%
% of FP17s for the same patient ID Re-attending between 3 & 9 months - Adults	1,506	5,461	27.6%	44.9%	52.5%	50.4%
% of FP17s for Band 1 Urgent Courses	1,143	6,231	18.3%	11.6%	9.3%	9.1%
% of FP17s Relating to Free Repair or Replacements	66	6,231	1.1%	1.0%	1.0%	0.8%
% of FP17s Relating to Continuations	20	6,231	0.3%	1.4%	1.5%	1.3%
% of Patients satisfied with the dentistry they have received	15	15	100.0%	93.9%	93.1%	92.7%
% of Patients satisfied with the time they had to wait for an appointment	12	15	80.0%	89.2%	89.8%	88.8%

\* This is based on patients treated on this contract for their most recent course of treatment. Figures in italics indicate the base number of FP17s or Patient Questionnaire responses are less than 100. N/A is shown where the base number of responses is less than 10 during the period. % is calculated as Quantity/Base number\*100

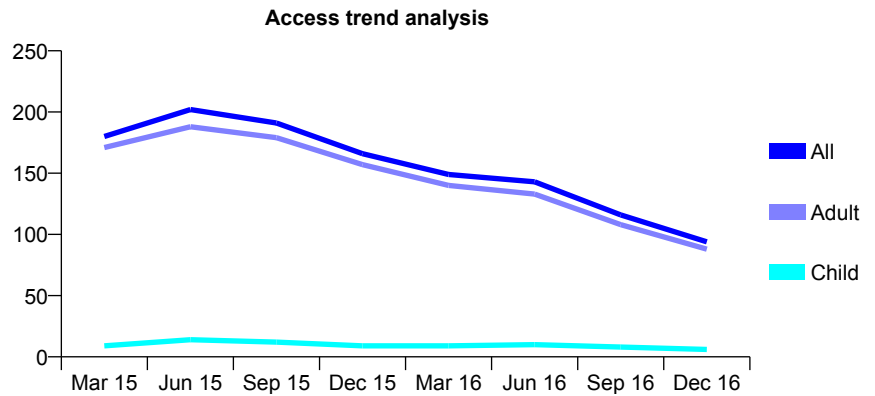
## Q48 - Vital Signs At a Glance Contract Report for 169196/0002 - December 2016

Name or company name	Zein and Alraslani
Contract type name	GDS Contract
Purpose of contract	General
Contract start date	01/09/2013
Contract end date	01/06/2016

16/17 Contracted general activity (UDA)	333
Carry forward general activity (UDA)	0
16/17 Contracted orthodontic activity (UOA)	0
Carry forward orthodontic activity (UOA)	0
Baseline contract value	£0.00

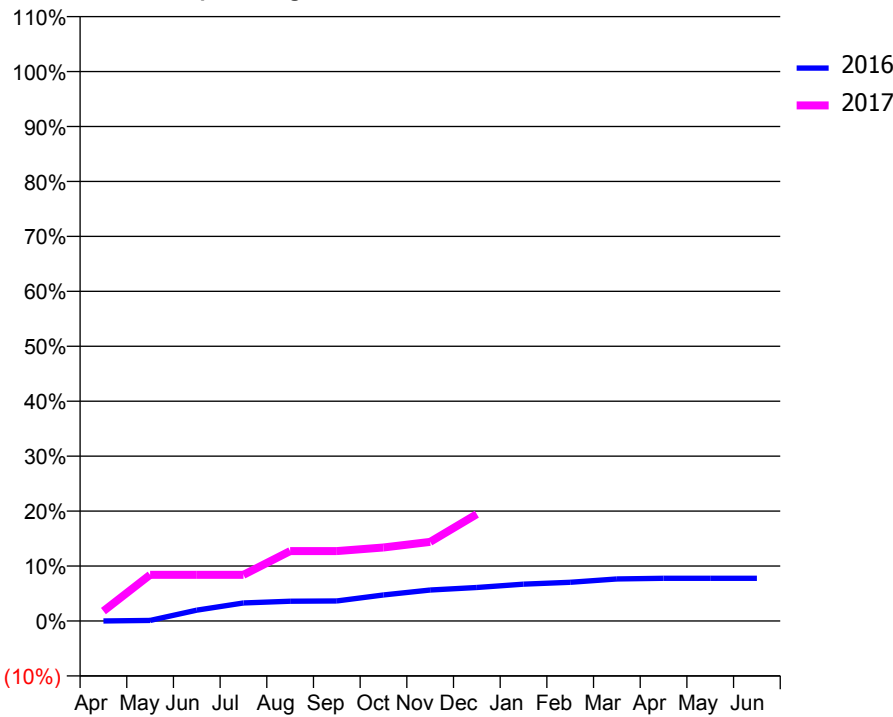
### ACCESS\*

Patients seen in 24 months	Total	Change since previous quarter
Quarter ending December 2015	166	
Quarter ending March 2016	149	↓
Quarter ending June 2016	143	↓
Quarter ending September 2016	116	↓
Quarter ending December 2016	94	↓
<b>Variance since December 2015</b>	<b>(43.4%)</b>	<b>↓</b>



### ACTIVITY

Cumulative percentage of contracted UDA delivered 2016 & 2017



Month	Adjusted Scheduled Activity (UDA)	
	2016	2017
April	0	6
May	2	28
June	40	28
July	66	28
August	72	42
September	73	42
October	95	45
November	113	48
December	122	65
January	134	
February	141	
March	153	
April	155	
May	155	
June	155	

### QUALITY

	Quantity	Base Number	Contract	AT	Region	England
% of FP17s for the same patient ID Re-attending within 3 months - Children	0	3	0.0%	12.5%	13.4%	12.4%
% of FP17s for the same patient ID Re-attending within 3 months - Adults	0	45	0.0%	17.6%	17.3%	16.6%
% of FP17s for the same patient ID Re-attending between 3 & 9 months - Children	0	3	0.0%	53.9%	58.9%	57.5%
% of FP17s for the same patient ID Re-attending between 3 & 9 months - Adults	0	45	0.0%	44.9%	52.5%	50.4%
% of FP17s for Band 1 Urgent Courses	34	41	82.9%	11.6%	9.3%	9.1%
% of FP17s Relating to Free Repair or Replacements	0	41	0.0%	1.0%	1.0%	0.8%
% of FP17s Relating to Continuations	0	41	0.0%	1.4%	1.5%	1.3%
% of Patients satisfied with the dentistry they have received	0	0	N/A	93.9%	93.1%	92.7%
% of Patients satisfied with the time they had to wait for an appointment	0	0	N/A	89.2%	89.8%	88.8%

\* This is based on patients treated on this contract for their most recent course of treatment. Figures in italics indicate the base number of FP17s or Patient Questionnaire responses are less than 100. N/A is shown where the base number of responses is less than 10 during the period. % is calculated as Quantity/Base number\*100

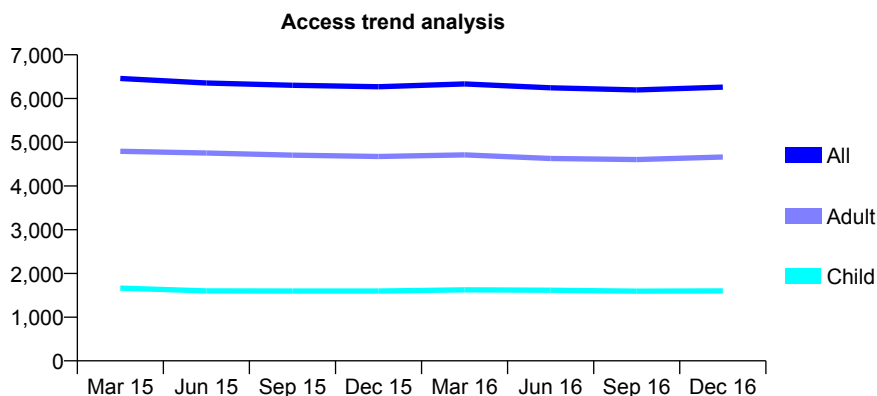
## Q48 - Vital Signs At a Glance Contract Report for 170119/0001 - December 2016

Name or company name	Halton Road Family Dental Practice
Contract type name	GDS Contract
Purpose of contract	General
Contract start date	30/03/2012
Contract end date	

16/17 Contracted general activity (UDA)	20,500
Carry forward general activity (UDA)	-687
16/17 Contracted orthodontic activity (UOA)	0
Carry forward orthodontic activity (UOA)	0
Baseline contract value	£462,473.21

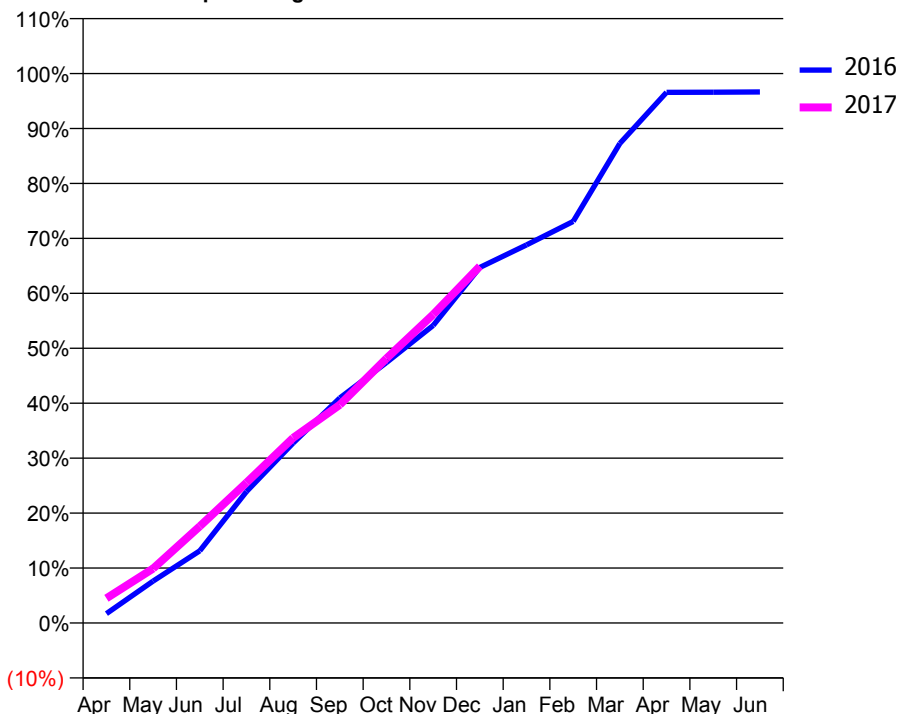
### ACCESS\*

Patients seen in 24 months	Total	Change since previous quarter
Quarter ending December 2015	6,270	
Quarter ending March 2016	6,334	→
Quarter ending June 2016	6,244	↓
Quarter ending September 2016	6,196	→
Quarter ending December 2016	6,260	→
<b>Variance since December 2015</b>	<b>(0.2%)</b>	<b>→</b>



### ACTIVITY

Cumulative percentage of contracted UDA delivered 2016 & 2017



Month	Adjusted Scheduled Activity (UDA)	
	2016	2017
April	352	923
May	1,562	2,030
June	2,693	3,610
July	4,902	5,238
August	6,715	6,908
September	8,395	8,141
October	9,718	9,872
November	11,100	11,508
December	13,266	13,312
January	14,106	
February	14,982	
March	17,893	
April	19,795	
May	19,802	
June	19,813	

### QUALITY

	Quantity	Base Number	Contract	AT	Region	England
% of FP17s for the same patient ID Re-attending within 3 months - Children	105	1,615	6.5%	12.5%	13.4%	12.4%
% of FP17s for the same patient ID Re-attending within 3 months - Adults	695	4,500	15.4%	17.6%	17.3%	16.6%
% of FP17s for the same patient ID Re-attending between 3 & 9 months - Children	928	1,615	57.5%	53.9%	58.9%	57.5%
% of FP17s for the same patient ID Re-attending between 3 & 9 months - Adults	2,191	4,500	48.7%	44.9%	52.5%	50.4%
% of FP17s for Band 1 Urgent Courses	414	5,485	7.5%	11.6%	9.3%	9.1%
% of FP17s Relating to Free Repair or Replacements	48	5,485	0.9%	1.0%	1.0%	0.8%
% of FP17s Relating to Continuations	199	5,485	3.6%	1.4%	1.5%	1.3%
% of Patients satisfied with the dentistry they have received	13	13	100.0%	93.9%	93.1%	92.7%
% of Patients satisfied with the time they had to wait for an appointment	13	13	100.0%	89.2%	89.8%	88.8%

\* This is based on patients treated on this contract for their most recent course of treatment. Figures in italics indicate the base number of FP17s or Patient Questionnaire responses are less than 100. N/A is shown where the base number of responses is less than 10 during the period. % is calculated as Quantity/Base number\*100

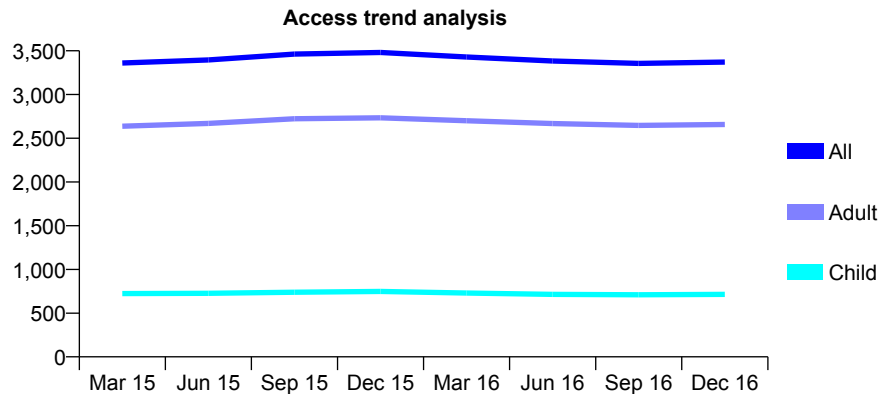
## Q48 - Vital Signs At a Glance Contract Report for 170291/0001 - December 2016

Name or company name	Thornton Dental Practice
Contract type name	PDS Contract
Purpose of contract	General
Contract start date	01/04/2011
Contract end date	31/03/2021

16/17 Contracted general activity (UDA)	11,716
Carry forward general activity (UDA)	324
16/17 Contracted orthodontic activity (UOA)	0
Carry forward orthodontic activity (UOA)	0
Baseline contract value	£365,733.71

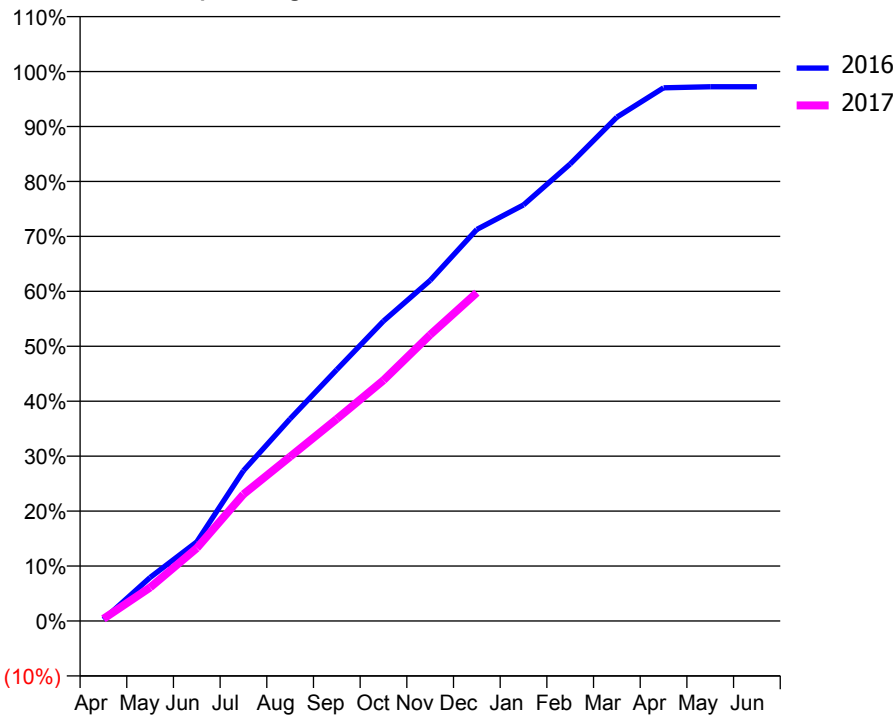
### ACCESS\*

Patients seen in 24 months	Total	Change since previous quarter
Quarter ending December 2015	3,481	
Quarter ending March 2016	3,429	↓
Quarter ending June 2016	3,383	↓
Quarter ending September 2016	3,356	→
Quarter ending December 2016	3,371	→
<b>Variance since December 2015</b>	<b>(3.2%)</b>	<b>↓</b>



### ACTIVITY

Cumulative percentage of contracted UDA delivered 2016 & 2017



Month	Adjusted Scheduled Activity (UDA)	
	2016	2017
April	32	47
May	930	714
June	1,687	1,553
July	3,205	2,704
August	4,313	3,505
September	5,362	4,308
October	6,396	5,134
November	7,262	6,104
December	8,350	7,000
January	8,873	
February	9,744	
March	10,742	
April	11,369	
May	11,392	
June	11,392	

### QUALITY

	Quantity	Base Number	Contract	AT	Region	England
% of FP17s for the same patient ID Re-attending within 3 months - Children	64	682	9.4%	12.5%	13.4%	12.4%
% of FP17s for the same patient ID Re-attending within 3 months - Adults	535	2,317	23.1%	17.6%	17.3%	16.6%
% of FP17s for the same patient ID Re-attending between 3 & 9 months - Children	312	682	45.7%	53.9%	58.9%	57.5%
% of FP17s for the same patient ID Re-attending between 3 & 9 months - Adults	894	2,317	38.6%	44.9%	52.5%	50.4%
% of FP17s for Band 1 Urgent Courses	506	2,826	17.9%	11.6%	9.3%	9.1%
% of FP17s Relating to Free Repair or Replacements	79	2,826	2.8%	1.0%	1.0%	0.8%
% of FP17s Relating to Continuations	89	2,826	3.1%	1.4%	1.5%	1.3%
% of Patients satisfied with the dentistry they have received	8	8	N/A	93.9%	93.1%	92.7%
% of Patients satisfied with the time they had to wait for an appointment	6	8	N/A	89.2%	89.8%	88.8%

\* This is based on patients treated on this contract for their most recent course of treatment. Figures in italics indicate the base number of FP17s or Patient Questionnaire responses are less than 100. N/A is shown where the base number of responses is less than 10 during the period. % is calculated as Quantity/Base number\*100



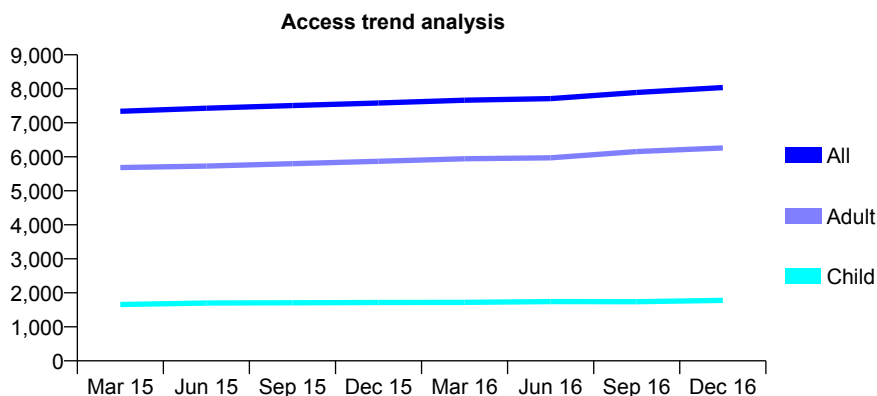
## Q48 - Vital Signs At a Glance Contract Report for 171220/0001 - December 2016

Name or company name	L G Woodgate Ltd
Contract type name	GDS Contract
Purpose of contract	General
Contract start date	01/01/2011
Contract end date	

16/17 Contracted general activity (UDA)	27,000
Carry forward general activity (UDA)	0
16/17 Contracted orthodontic activity (UOA)	0
Carry forward orthodontic activity (UOA)	0
Baseline contract value	£672,758.07

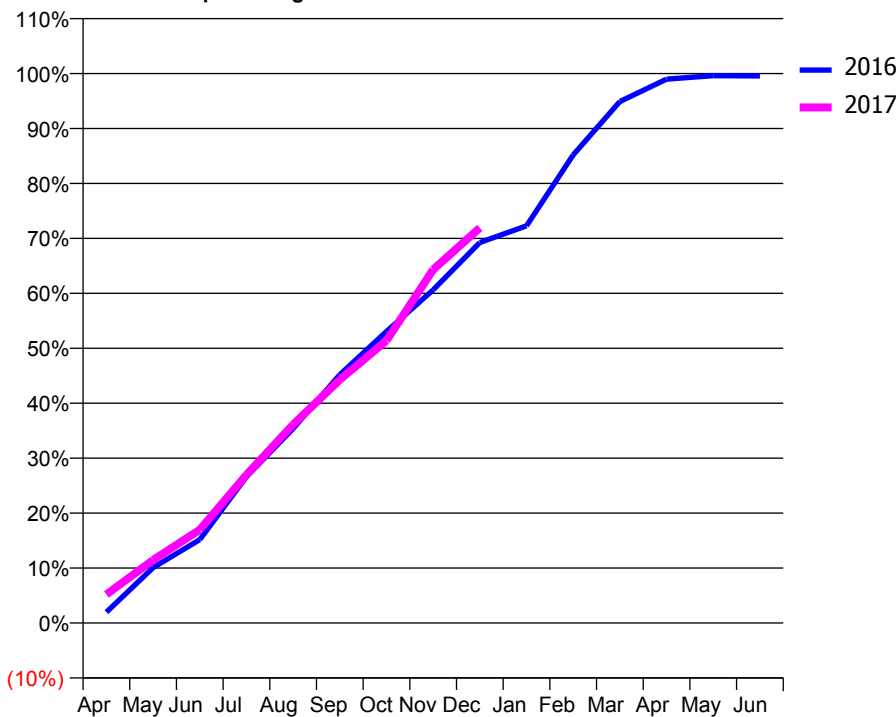
### ACCESS\*

Patients seen in 24 months	Total	Change since previous quarter
Quarter ending December 2015	7,583	
Quarter ending March 2016	7,665	→
Quarter ending June 2016	7,712	→
Quarter ending September 2016	7,894	↑
Quarter ending December 2016	8,038	→
<b>Variance since December 2015</b>	<b>6.0%</b>	<b>↑</b>



### ACTIVITY

Cumulative percentage of contracted UDA delivered 2016 & 2017



Month	Adjusted Scheduled Activity (UDA)	
	2016	2017
April	536	1,407
May	2,721	3,099
June	4,099	4,585
July	7,193	7,280
August	9,558	9,755
September	12,203	11,955
October	14,324	13,876
November	16,373	17,366
December	18,698	19,415
January	19,517	
February	23,000	
March	25,625	
April	26,724	
May	26,890	
June	26,878	

### QUALITY

	Quantity	Base Number	Contract	AT	Region	England
% of FP17s for the same patient ID Re-attending within 3 months - Children	179	2,138	8.4%	12.5%	13.4%	12.4%
% of FP17s for the same patient ID Re-attending within 3 months - Adults	1,294	6,588	19.6%	17.6%	17.3%	16.6%
% of FP17s for the same patient ID Re-attending between 3 & 9 months - Children	1,273	2,138	59.5%	53.9%	58.9%	57.5%
% of FP17s for the same patient ID Re-attending between 3 & 9 months - Adults	3,111	6,588	47.2%	44.9%	52.5%	50.4%
% of FP17s for Band 1 Urgent Courses	1,566	8,308	18.8%	11.6%	9.3%	9.1%
% of FP17s Relating to Free Repair or Replacements	250	8,308	3.0%	1.0%	1.0%	0.8%
% of FP17s Relating to Continuations	23	8,308	0.3%	1.4%	1.5%	1.3%
% of Patients satisfied with the dentistry they have received	20	22	90.9%	93.9%	93.1%	92.7%
% of Patients satisfied with the time they had to wait for an appointment	21	22	95.5%	89.2%	89.8%	88.8%

\* This is based on patients treated on this contract for their most recent course of treatment. Figures in italics indicate the base number of FP17s or Patient Questionnaire responses are less than 100. N/A is shown where the base number of responses is less than 10 during the period. % is calculated as Quantity/Base number\*100

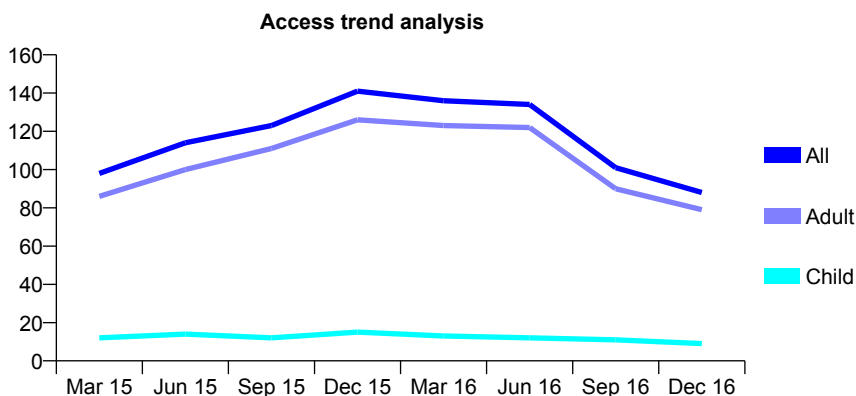
## Q48 - Vital Signs At a Glance Contract Report for 171220/0003 - December 2016

Name or company name	L G Woodgate Ltd
Contract type name	PDS Contract
Purpose of contract	General
Contract start date	01/04/2013
Contract end date	31/05/2016

16/17 Contracted general activity (UDA)	260
Carry forward general activity (UDA)	0
16/17 Contracted orthodontic activity (UOA)	0
Carry forward orthodontic activity (UOA)	0
Baseline contract value	£6,774.39

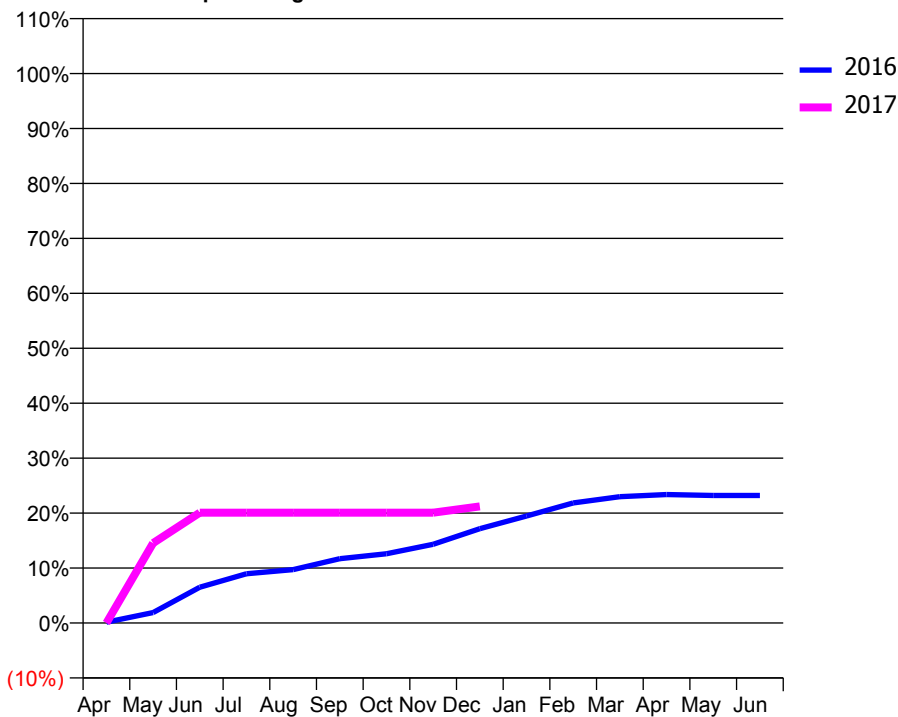
### ACCESS\*

Patients seen in 24 months	Total	Change since previous quarter
Quarter ending December 2015	141	
Quarter ending March 2016	136	↓
Quarter ending June 2016	134	↓
Quarter ending September 2016	101	↓
Quarter ending December 2016	88	↓
<b>Variance since December 2015</b>	<b>(37.6%)</b>	<b>↓</b>



### ACTIVITY

Cumulative percentage of contracted UDA delivered 2016 & 2017



Month	Adjusted Scheduled Activity (UDA)	
	2016	2017
April	2	0
May	30	38
June	102	52
July	140	52
August	152	52
September	183	52
October	197	52
November	224	52
December	268	55
January	304	
February	341	
March	359	
April	365	
May	362	
June	362	

### QUALITY

	Quantity	Base Number	Contract	AT	Region	England
% of FP17s for the same patient ID Re-attending within 3 months - Children	0	7	0.0%	12.5%	13.4%	12.4%
% of FP17s for the same patient ID Re-attending within 3 months - Adults	0	36	0.0%	17.6%	17.3%	16.6%
% of FP17s for the same patient ID Re-attending between 3 & 9 months - Children	0	7	0.0%	53.9%	58.9%	57.5%
% of FP17s for the same patient ID Re-attending between 3 & 9 months - Adults	0	36	0.0%	44.9%	52.5%	50.4%
% of FP17s for Band 1 Urgent Courses	36	40	90.0%	11.6%	9.3%	9.1%
% of FP17s Relating to Free Repair or Replacements	1	40	2.5%	1.0%	1.0%	0.8%
% of FP17s Relating to Continuations	0	40	0.0%	1.4%	1.5%	1.3%
% of Patients satisfied with the dentistry they have received	0	0	N/A	93.9%	93.1%	92.7%
% of Patients satisfied with the time they had to wait for an appointment	0	0	N/A	89.2%	89.8%	88.8%

\* This is based on patients treated on this contract for their most recent course of treatment. Figures in italics indicate the base number of FP17s or Patient Questionnaire responses are less than 100. N/A is shown where the base number of responses is less than 10 during the period. % is calculated as Quantity/Base number\*100

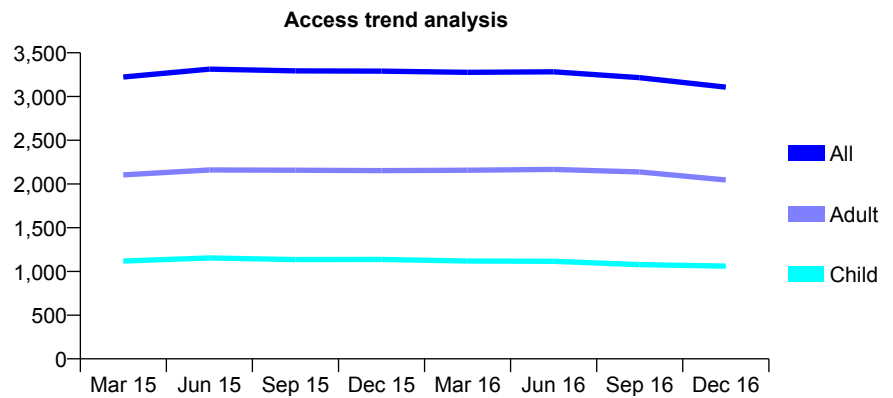
## Q48 - Vital Signs At a Glance Contract Report for 171808/0001 - December 2016

Name or company name	Hunts Cross D C Limited
Contract type name	GDS Contract
Purpose of contract	General
Contract start date	01/11/2011
Contract end date	

16/17 Contracted general activity (UDA)	7,129
Carry forward general activity (UDA)	0
16/17 Contracted orthodontic activity (UOA)	0
Carry forward orthodontic activity (UOA)	0
Baseline contract value	£185,103.21

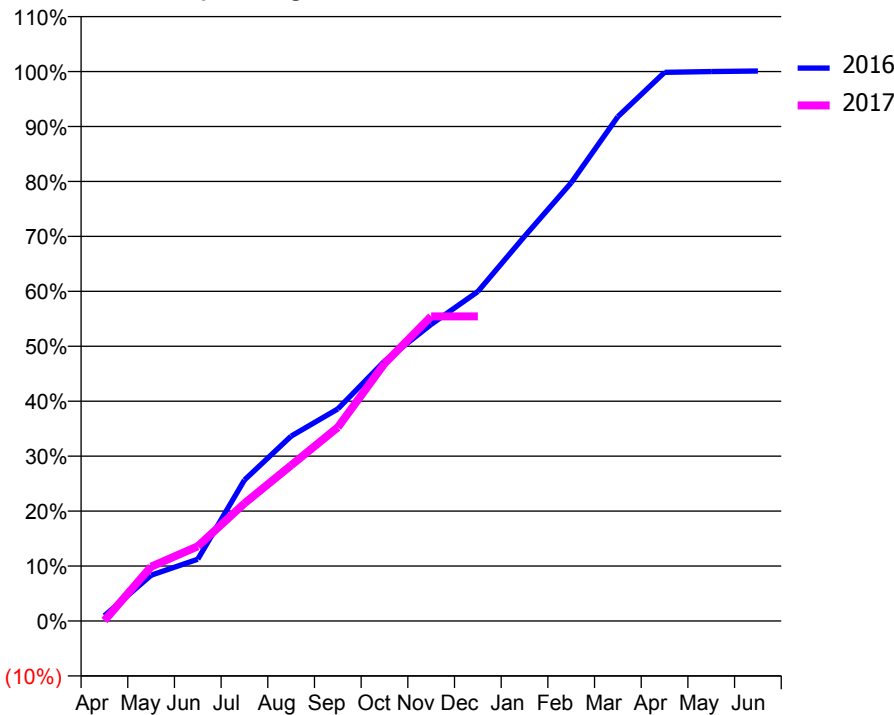
### ACCESS\*

Patients seen in 24 months	Total	Change since previous quarter
Quarter ending December 2015	3,290	
Quarter ending March 2016	3,276	→
Quarter ending June 2016	3,282	→
Quarter ending September 2016	3,215	↓
Quarter ending December 2016	3,107	↓
<b>Variance since December 2015</b>	<b>(5.6%)</b>	<b>↓</b>



### ACTIVITY

Cumulative percentage of contracted UDA delivered 2016 & 2017



Month	Adjusted Scheduled Activity (UDA)	
	2016	2017
April	68	6
May	595	706
June	802	970
July	1,830	1,526
August	2,398	2,020
September	2,752	2,513
October	3,371	3,340
November	3,849	3,951
December	4,274	3,951
January	4,991	
February	5,685	
March	6,544	
April	7,118	
May	7,129	
June	7,135	

### QUALITY

	Quantity	Base Number	Contract	AT	Region	England
% of FP17s for the same patient ID Re-attending within 3 months - Children	130	1,075	12.1%	12.5%	13.4%	12.4%
% of FP17s for the same patient ID Re-attending within 3 months - Adults	268	1,542	17.4%	17.6%	17.3%	16.6%
% of FP17s for the same patient ID Re-attending between 3 & 9 months - Children	547	1,075	50.9%	53.9%	58.9%	57.5%
% of FP17s for the same patient ID Re-attending between 3 & 9 months - Adults	629	1,542	40.8%	44.9%	52.5%	50.4%
% of FP17s for Band 1 Urgent Courses	262	1,741	15.0%	11.6%	9.3%	9.1%
% of FP17s Relating to Free Repair or Replacements	25	1,741	1.4%	1.0%	1.0%	0.8%
% of FP17s Relating to Continuations	5	1,741	0.3%	1.4%	1.5%	1.3%
% of Patients satisfied with the dentistry they have received	1	1	N/A	93.9%	93.1%	92.7%
% of Patients satisfied with the time they had to wait for an appointment	0	1	N/A	89.2%	89.8%	88.8%

\* This is based on patients treated on this contract for their most recent course of treatment. Figures in italics indicate the base number of FP17s or Patient Questionnaire responses are less than 100. N/A is shown where the base number of responses is less than 10 during the period. % is calculated as Quantity/Base number\*100

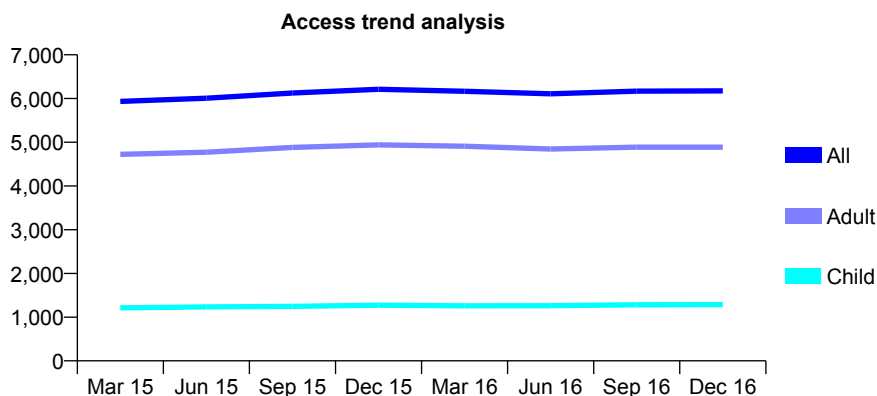
## Q48 - Vital Signs At a Glance Contract Report for 171859/0002 - December 2016

Name or company name	Oak Dental Care Limited
Contract type name	GDS Contract
Purpose of contract	General and Orthodontic
Contract start date	01/09/2007
Contract end date	

16/17 Contracted general activity (UDA)	17,512
Carry forward general activity (UDA)	0
16/17 Contracted orthodontic activity (UOA)	300
Carry forward orthodontic activity (UOA)	0
Baseline contract value	£530,051.50

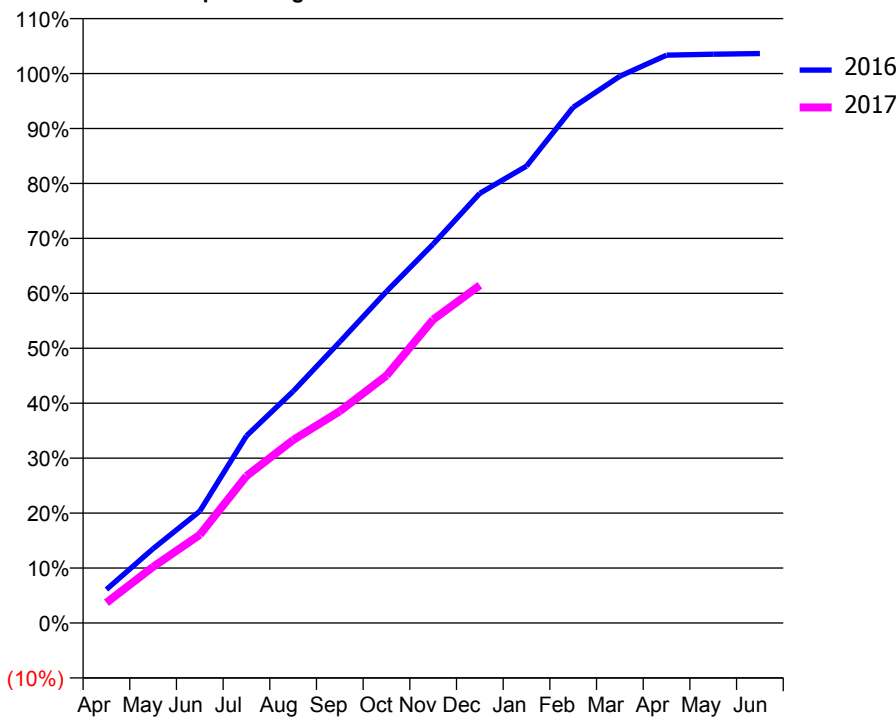
### ACCESS\*

Patients seen in 24 months	Total	Change since previous quarter
Quarter ending December 2015	6,211	
Quarter ending March 2016	6,166	→
Quarter ending June 2016	6,108	→
Quarter ending September 2016	6,169	→
Quarter ending December 2016	6,176	→
<b>Variance since December 2015</b>	<b>(0.6%)</b>	→



### ACTIVITY

Cumulative percentage of contracted UDA delivered 2016 & 2017



Month	Adjusted Scheduled Activity (UDA)	
	2016	2017
April	1,068	649
May	2,371	1,791
June	3,563	2,811
July	5,966	4,687
August	7,384	5,834
September	8,961	6,752
October	10,569	7,886
November	12,073	9,669
December	13,695	10,762
January	14,560	
February	16,436	
March	17,424	
April	18,096	
May	18,127	
June	18,150	

### QUALITY

	Quantity	Base Number	Contract	AT	Region	England
% of FP17s for the same patient ID Re-attending within 3 months - Children	125	1,111	11.3%	12.5%	13.4%	12.4%
% of FP17s for the same patient ID Re-attending within 3 months - Adults	463	3,548	13.0%	17.6%	17.3%	16.6%
% of FP17s for the same patient ID Re-attending between 3 & 9 months - Children	424	1,111	38.2%	53.9%	58.9%	57.5%
% of FP17s for the same patient ID Re-attending between 3 & 9 months - Adults	1,063	3,548	30.0%	44.9%	52.5%	50.4%
% of FP17s for Band 1 Urgent Courses	560	4,375	12.8%	11.6%	9.3%	9.1%
% of FP17s Relating to Free Repair or Replacements	2	4,375	0.0%	1.0%	1.0%	0.8%
% of FP17s Relating to Continuations	59	4,375	1.3%	1.4%	1.5%	1.3%
% of Patients satisfied with the dentistry they have received	4	6	N/A	93.9%	93.1%	92.7%
% of Patients satisfied with the time they had to wait for an appointment	5	6	N/A	89.2%	89.8%	88.8%

\* This is based on patients treated on this contract for their most recent course of treatment. Figures in italics indicate the base number of FP17s or Patient Questionnaire responses are less than 100. N/A is shown where the base number of responses is less than 10 during the period. % is calculated as Quantity/Base number\*100

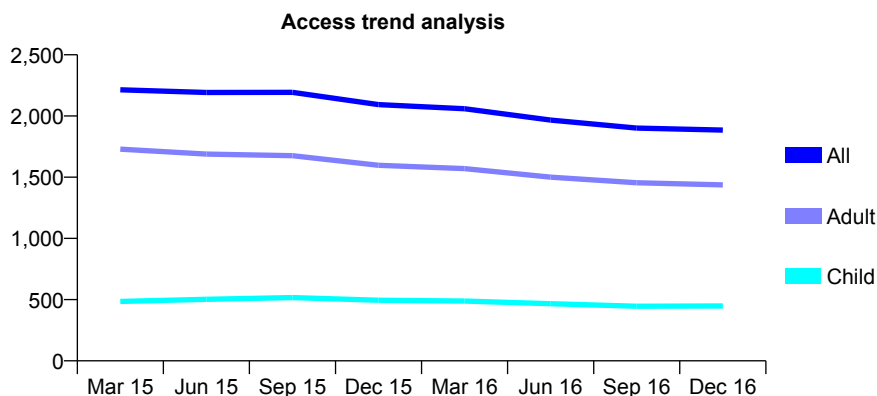
## Q48 - Vital Signs At a Glance Contract Report for 171859/0005 - December 2016

Name or company name	Oak Dental Care Limited
Contract type name	GDS Contract
Purpose of contract	General
Contract start date	09/07/2012
Contract end date	

16/17 Contracted general activity (UDA)	6,307
Carry forward general activity (UDA)	30
16/17 Contracted orthodontic activity (UOA)	0
Carry forward orthodontic activity (UOA)	0
Baseline contract value	£187,370.52

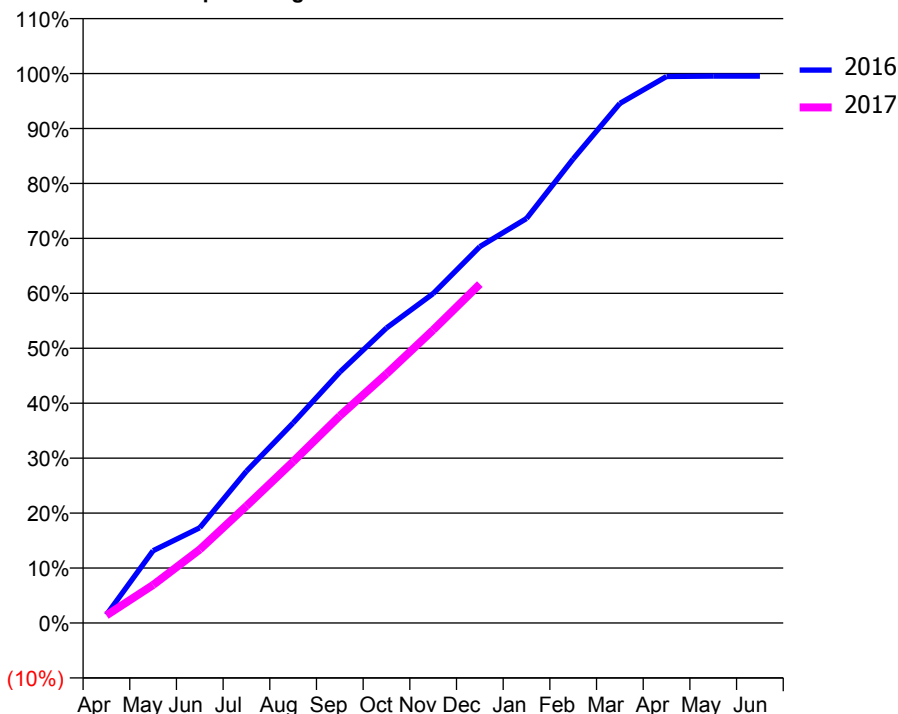
### ACCESS\*

Patients seen in 24 months	Total	Change since previous quarter
Quarter ending December 2015	2,093	
Quarter ending March 2016	2,059	↓
Quarter ending June 2016	1,967	↓
Quarter ending September 2016	1,901	↓
Quarter ending December 2016	1,885	→
<b>Variance since December 2015</b>	<b>(9.9%)</b>	<b>↓</b>



### ACTIVITY

Cumulative percentage of contracted UDA delivered 2016 & 2017



Month	Adjusted Scheduled Activity (UDA)	
	2016	2017
April	93	88
May	830	437
June	1,094	845
July	1,743	1,343
August	2,296	1,853
September	2,880	2,378
October	3,386	2,860
November	3,781	3,363
December	4,320	3,890
January	4,643	
February	5,327	
March	5,964	
April	6,273	
May	6,277	
June	6,277	

### QUALITY

	Quantity	Base Number	Contract	AT	Region	England
% of FP17s for the same patient ID Re-attending within 3 months - Children	22	361	6.1%	12.5%	13.4%	12.4%
% of FP17s for the same patient ID Re-attending within 3 months - Adults	131	1,149	11.4%	17.6%	17.3%	16.6%
% of FP17s for the same patient ID Re-attending between 3 & 9 months - Children	166	361	46.0%	53.9%	58.9%	57.5%
% of FP17s for the same patient ID Re-attending between 3 & 9 months - Adults	494	1,149	43.0%	44.9%	52.5%	50.4%
% of FP17s for Band 1 Urgent Courses	75	1,422	5.3%	11.6%	9.3%	9.1%
% of FP17s Relating to Free Repair or Replacements	4	1,422	0.3%	1.0%	1.0%	0.8%
% of FP17s Relating to Continuations	34	1,422	2.4%	1.4%	1.5%	1.3%
% of Patients satisfied with the dentistry they have received	4	5	N/A	93.9%	93.1%	92.7%
% of Patients satisfied with the time they had to wait for an appointment	5	5	N/A	89.2%	89.8%	88.8%

\* This is based on patients treated on this contract for their most recent course of treatment. Figures in italics indicate the base number of FP17s or Patient Questionnaire responses are less than 100. N/A is shown where the base number of responses is less than 10 during the period. % is calculated as Quantity/Base number\*100

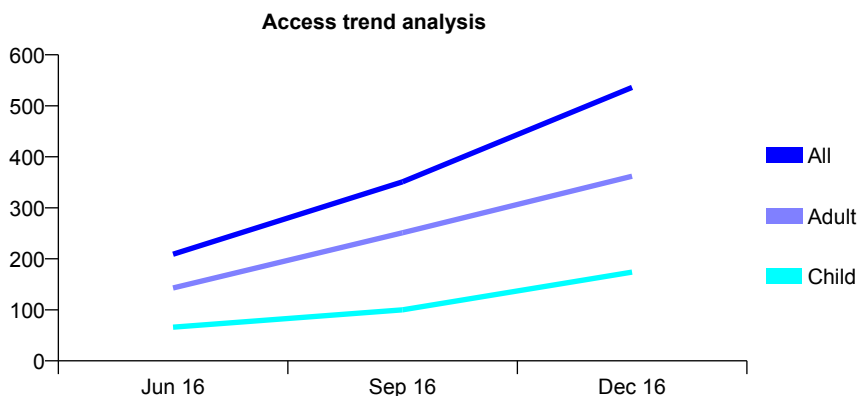
## Q48 - Vital Signs At a Glance Contract Report for 174343/0009 - December 2016

Name or company name	Bridgewater Community Healthcare NHS F
Contract type name	PDS Contract
Purpose of contract	General
Contract start date	01/04/2015
Contract end date	31/03/2018

16/17 Contracted general activity (UDA)	992
Carry forward general activity (UDA)	0
16/17 Contracted orthodontic activity (UOA)	0
Carry forward orthodontic activity (UOA)	0
Baseline contract value	£333,089.18

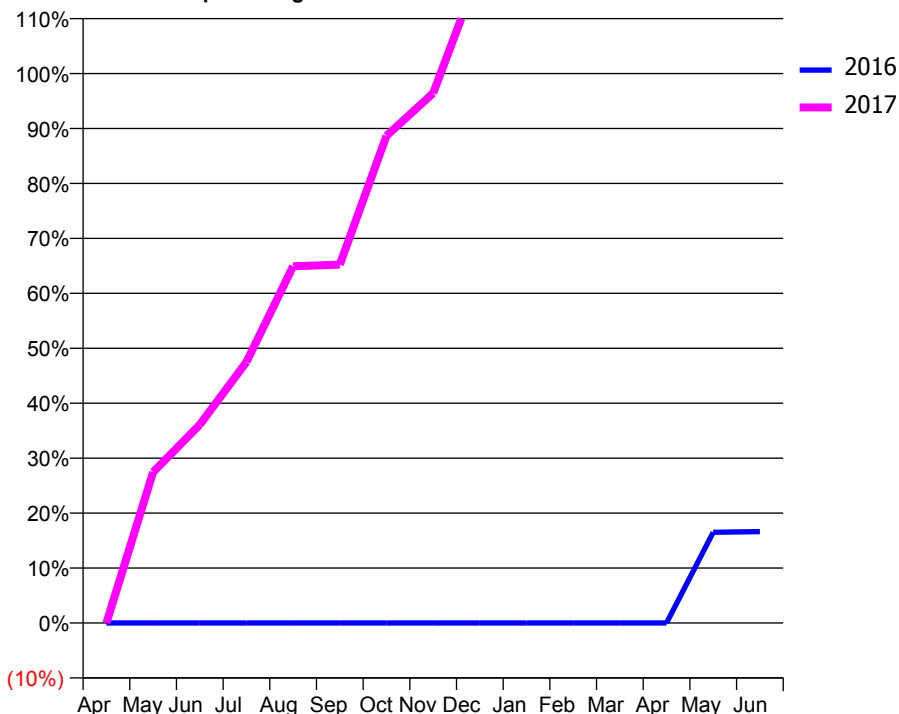
### ACCESS\*

Patients seen in 24 months	Total	Change since previous quarter
Quarter ending December 2015	0	
Quarter ending March 2016	0	
Quarter ending June 2016	209	↑
Quarter ending September 2016	351	↑
Quarter ending December 2016	536	↑
<b>Variance since December 2015</b>	N/A	



### ACTIVITY

Cumulative percentage of contracted UDA delivered 2016 & 2017



Month	Adjusted Scheduled Activity (UDA)	
	2016	2017
April	0	0
May	0	272
June	0	358
July	0	471
August	0	644
September	0	647
October	0	880
November	0	957
December	0	1,179
January	0	
February	0	
March	0	
April	0	
May	164	
June	165	

### QUALITY

	Quantity	Base Number	Contract	AT	Region	England
% of FP17s for the same patient ID Re-attending within 3 months - Children	5	254	2.0%	12.5%	13.4%	12.4%
% of FP17s for the same patient ID Re-attending within 3 months - Adults	19	496	3.8%	17.6%	17.3%	16.6%
% of FP17s for the same patient ID Re-attending between 3 & 9 months - Children	21	254	8.3%	53.9%	58.9%	57.5%
% of FP17s for the same patient ID Re-attending between 3 & 9 months - Adults	34	496	6.9%	44.9%	52.5%	50.4%
% of FP17s for Band 1 Urgent Courses	17	633	2.7%	11.6%	9.3%	9.1%
% of FP17s Relating to Free Repair or Replacements	0	633	0.0%	1.0%	1.0%	0.8%
% of FP17s Relating to Continuations	0	633	0.0%	1.4%	1.5%	1.3%
% of Patients satisfied with the dentistry they have received	1	1	N/A	93.9%	93.1%	92.7%
% of Patients satisfied with the time they had to wait for an appointment	0	1	N/A	89.2%	89.8%	88.8%

\* This is based on patients treated on this contract for their most recent course of treatment. Figures in italics indicate the base number of FP17s or Patient Questionnaire responses are less than 100. N/A is shown where the base number of responses is less than 10 during the period. % is calculated as Quantity/Base number\*100

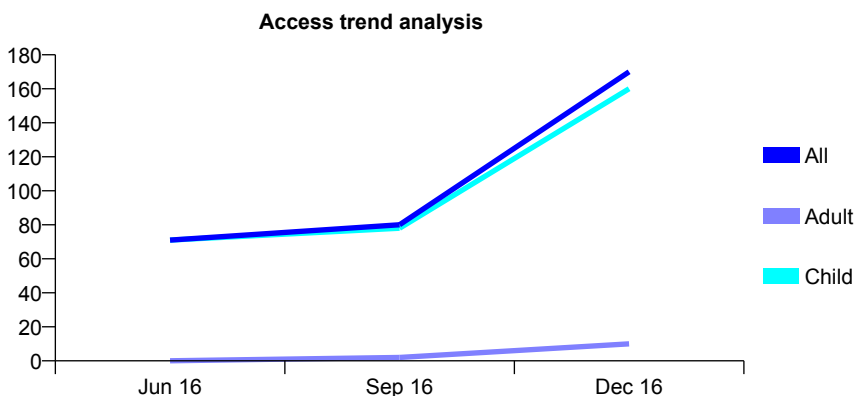
## Q48 - Vital Signs At a Glance Contract Report for 174343/0010 - December 2016

Name or company name	Bridgewater Community Healthcare NHS F
Contract type name	PDS Contract
Purpose of contract	General
Contract start date	01/04/2015
Contract end date	31/03/2018

16/17 Contracted general activity (UDA)	771
Carry forward general activity (UDA)	0
16/17 Contracted orthodontic activity (UOA)	0
Carry forward orthodontic activity (UOA)	0
Baseline contract value	£634,948.18

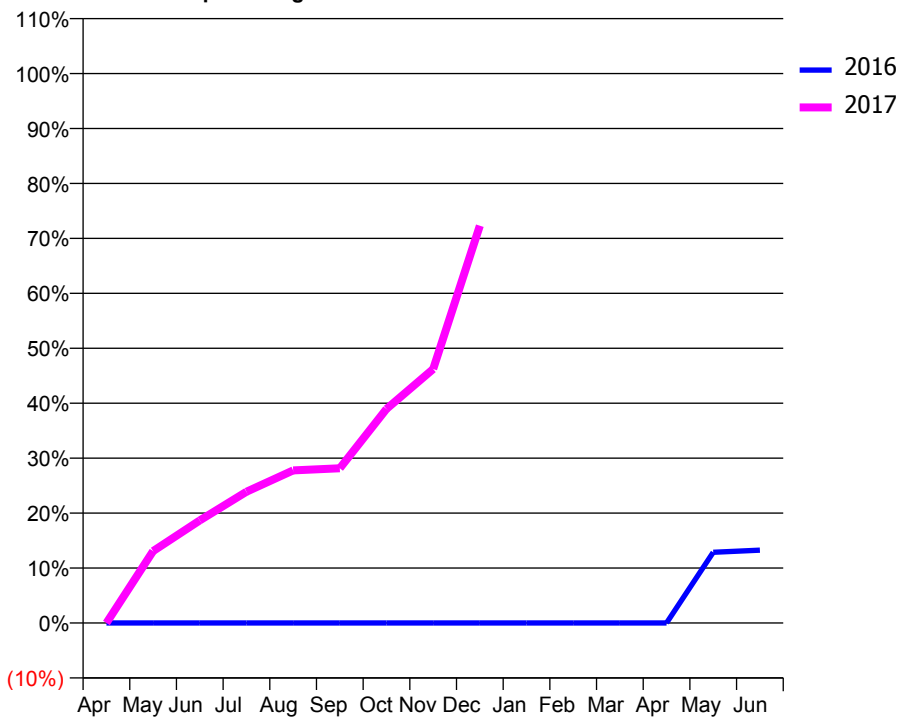
### ACCESS\*

Patients seen in 24 months	Total	Change since previous quarter
Quarter ending December 2015	0	
Quarter ending March 2016	0	
Quarter ending June 2016	71	↑
Quarter ending September 2016	80	↑
Quarter ending December 2016	170	↑
<b>Variance since December 2015</b>	N/A	



### ACTIVITY

Cumulative percentage of contracted UDA delivered 2016 & 2017



Adjusted Scheduled Activity (UDA)

Month	2016	2017
April	0	0
May	0	101
June	0	144
July	0	184
August	0	214
September	0	217
October	0	300
November	0	356
December	0	557
January	0	
February	0	
March	0	
April	0	
May	99	
June	102	

### QUALITY

	Quantity	Base Number	Contract	AT	Region	England
% of FP17s for the same patient ID Re-attending within 3 months - Children	0	247	0.0%	12.5%	13.4%	12.4%
% of FP17s for the same patient ID Re-attending within 3 months - Adults	0	11	0.0%	17.6%	17.3%	16.6%
% of FP17s for the same patient ID Re-attending between 3 & 9 months - Children	0	247	0.0%	53.9%	58.9%	57.5%
% of FP17s for the same patient ID Re-attending between 3 & 9 months - Adults	0	11	0.0%	44.9%	52.5%	50.4%
% of FP17s for Band 1 Urgent Courses	2	215	0.9%	11.6%	9.3%	9.1%
% of FP17s Relating to Free Repair or Replacements	0	215	0.0%	1.0%	1.0%	0.8%
% of FP17s Relating to Continuations	0	215	0.0%	1.4%	1.5%	1.3%
% of Patients satisfied with the dentistry they have received	0	0	N/A	93.9%	93.1%	92.7%
% of Patients satisfied with the time they had to wait for an appointment	0	0	N/A	89.2%	89.8%	88.8%

\* This is based on patients treated on this contract for their most recent course of treatment. Figures in italics indicate the base number of FP17s or Patient Questionnaire responses are less than 100. N/A is shown where the base number of responses is less than 10 during the period. % is calculated as Quantity/Base number\*100



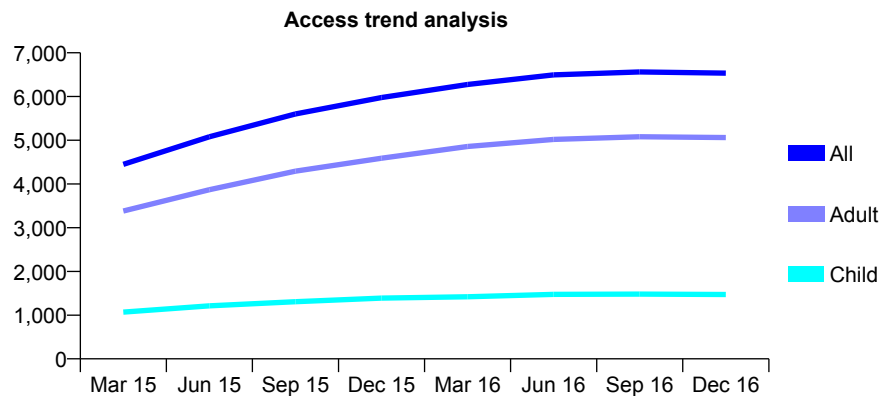
## Q48 - Vital Signs At a Glance Contract Report for 176613/0001 - December 2016

Name or company name	Cromer House Dental Practice Limited
Contract type name	GDS Contract
Purpose of contract	General
Contract start date	01/05/2014
Contract end date	

16/17 Contracted general activity (UDA)	19,995
Carry forward general activity (UDA)	0
16/17 Contracted orthodontic activity (UOA)	0
Carry forward orthodontic activity (UOA)	0
Baseline contract value	£511,326.94

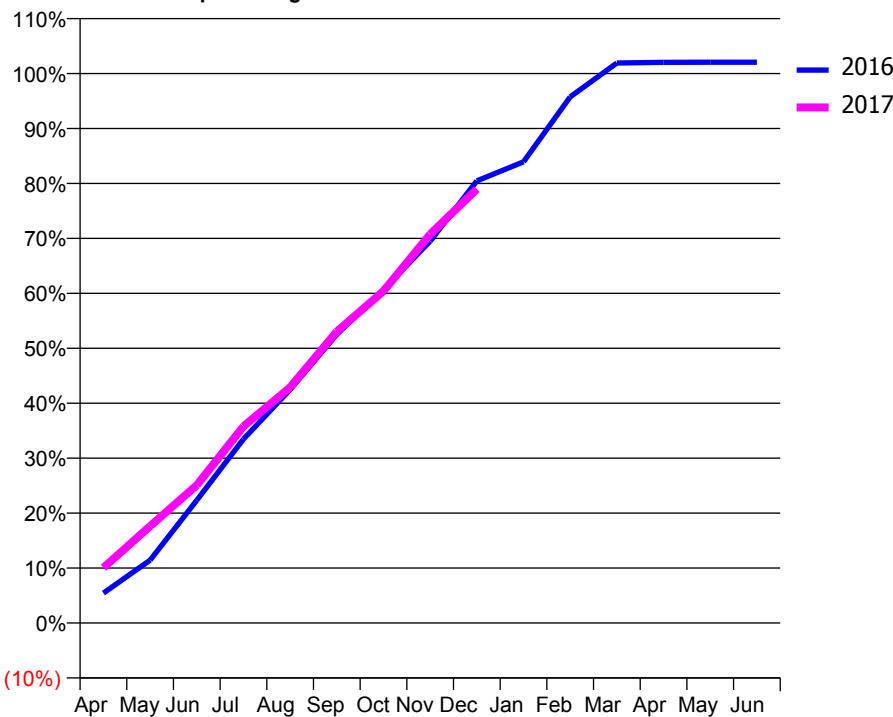
### ACCESS\*

Patients seen in 24 months	Total	Change since previous quarter
Quarter ending December 2015	5,978	
Quarter ending March 2016	6,277	↑
Quarter ending June 2016	6,494	↑
Quarter ending September 2016	6,562	→
Quarter ending December 2016	6,536	→
<b>Variance since December 2015</b>	<b>9.3%</b>	<b>↑</b>



### ACTIVITY

Cumulative percentage of contracted UDA delivered 2016 & 2017



Month	Adjusted Scheduled Activity (UDA)	
	2016	2017
April	1,089	2,010
May	2,286	3,524
June	4,465	5,017
July	6,693	7,155
August	8,493	8,574
September	10,504	10,605
October	12,131	12,077
November	13,896	14,145
December	16,087	15,790
January	16,783	
February	19,146	
March	20,377	
April	20,401	
May	20,406	
June	20,407	

### QUALITY

	Quantity	Base Number	Contract	AT	Region	England
% of FP17s for the same patient ID Re-attending within 3 months - Children	218	1,660	13.1%	12.5%	13.4%	12.4%
% of FP17s for the same patient ID Re-attending within 3 months - Adults	910	5,074	17.9%	17.6%	17.3%	16.6%
% of FP17s for the same patient ID Re-attending between 3 & 9 months - Children	782	1,660	47.1%	53.9%	58.9%	57.5%
% of FP17s for the same patient ID Re-attending between 3 & 9 months - Adults	2,174	5,074	42.8%	44.9%	52.5%	50.4%
% of FP17s for Band 1 Urgent Courses	883	6,679	13.2%	11.6%	9.3%	9.1%
% of FP17s Relating to Free Repair or Replacements	56	6,679	0.8%	1.0%	1.0%	0.8%
% of FP17s Relating to Continuations	62	6,679	0.9%	1.4%	1.5%	1.3%
% of Patients satisfied with the dentistry they have received	12	12	100.0%	93.9%	93.1%	92.7%
% of Patients satisfied with the time they had to wait for an appointment	9	12	75.0%	89.2%	89.8%	88.8%

\* This is based on patients treated on this contract for their most recent course of treatment. Figures in italics indicate the base number of FP17s or Patient Questionnaire responses are less than 100. N/A is shown where the base number of responses is less than 10 during the period. % is calculated as Quantity/Base number\*100

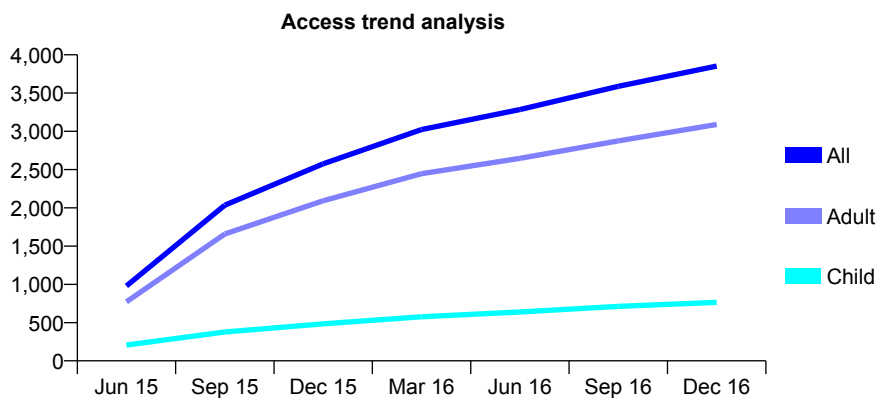
## Q48 - Vital Signs At a Glance Contract Report for 177326/0001 - December 2016

Name or company name	The Dental House
Contract type name	GDS Contract
Purpose of contract	General
Contract start date	01/04/2015
Contract end date	

16/17 Contracted general activity (UDA)	13,436
Carry forward general activity (UDA)	0
16/17 Contracted orthodontic activity (UOA)	0
Carry forward orthodontic activity (UOA)	0
Baseline contract value	£342,754.74

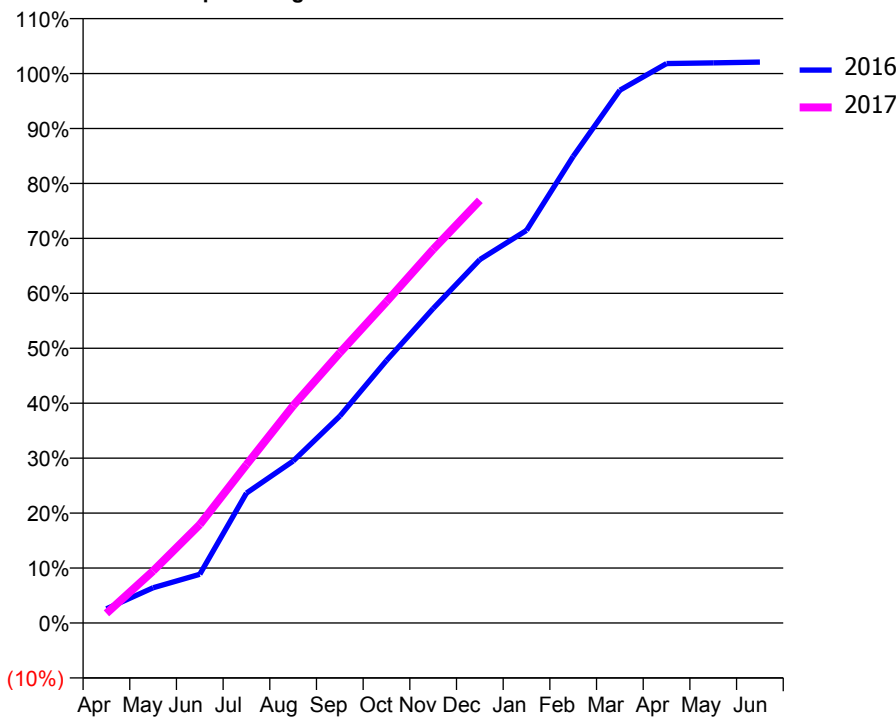
### ACCESS\*

Patients seen in 24 months	Total	Change since previous quarter
Quarter ending December 2015	2,576	
Quarter ending March 2016	3,023	↑
Quarter ending June 2016	3,285	↑
Quarter ending September 2016	3,587	↑
Quarter ending December 2016	3,853	↑
<b>Variance since December 2015</b>	<b>49.6%</b>	<b>↑</b>



### ACTIVITY

Cumulative percentage of contracted UDA delivered 2016 & 2017



Month	Adjusted Scheduled Activity (UDA)	
	2016	2017
April	346	235
May	863	1,272
June	1,193	2,407
July	3,177	3,871
August	3,960	5,313
September	5,059	6,607
October	6,419	7,857
November	7,691	9,136
December	8,886	10,335
January	9,600	
February	11,411	
March	13,028	
April	13,681	
May	13,696	
June	13,714	

### QUALITY

	Quantity	Base Number	Contract	AT	Region	England
% of FP17s for the same patient ID Re-attending within 3 months - Children	58	736	7.9%	12.5%	13.4%	12.4%
% of FP17s for the same patient ID Re-attending within 3 months - Adults	427	2,898	14.7%	17.6%	17.3%	16.6%
% of FP17s for the same patient ID Re-attending between 3 & 9 months - Children	253	736	34.4%	53.9%	58.9%	57.5%
% of FP17s for the same patient ID Re-attending between 3 & 9 months - Adults	1,184	2,898	40.9%	44.9%	52.5%	50.4%
% of FP17s for Band 1 Urgent Courses	144	3,427	4.2%	11.6%	9.3%	9.1%
% of FP17s Relating to Free Repair or Replacements	17	3,427	0.5%	1.0%	1.0%	0.8%
% of FP17s Relating to Continuations	45	3,427	1.3%	1.4%	1.5%	1.3%
% of Patients satisfied with the dentistry they have received	22	22	100.0%	93.9%	93.1%	92.7%
% of Patients satisfied with the time they had to wait for an appointment	16	22	72.7%	89.2%	89.8%	88.8%

\* This is based on patients treated on this contract for their most recent course of treatment. Figures in italics indicate the base number of FP17s or Patient Questionnaire responses are less than 100. N/A is shown where the base number of responses is less than 10 during the period. % is calculated as Quantity/Base number\*100

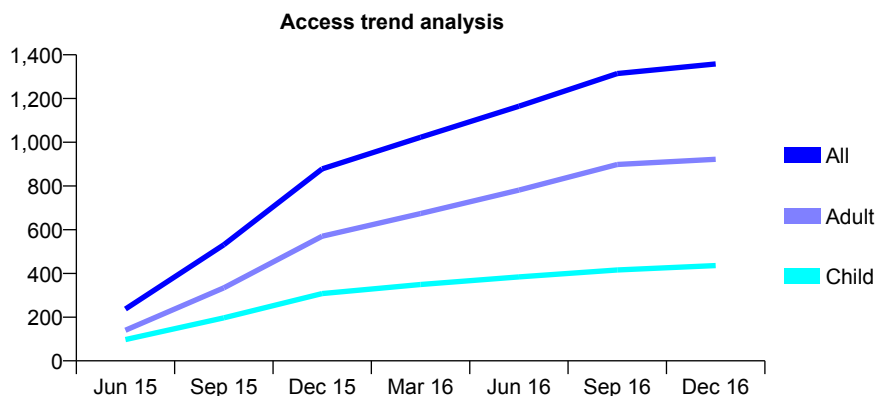
## Q48 - Vital Signs At a Glance Contract Report for 181528/0005 - December 2016

Name or company name	Salaried Dental Service, Knowsley
Contract type name	PDS Contract
Purpose of contract	General
Contract start date	01/04/2015
Contract end date	31/03/2018

16/17 Contracted general activity (UDA)	3,393
Carry forward general activity (UDA)	0
16/17 Contracted orthodontic activity (UOA)	0
Carry forward orthodontic activity (UOA)	0
Baseline contract value	£423,000.80

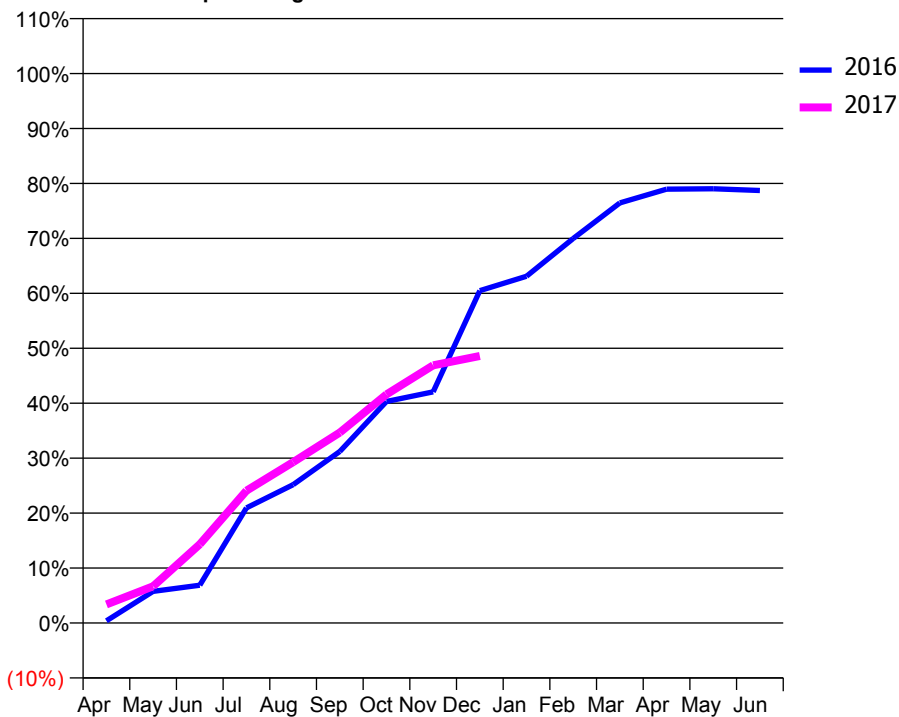
### ACCESS\*

Patients seen in 24 months	Total	Change since previous quarter
Quarter ending December 2015	878	
Quarter ending March 2016	1,023	↑
Quarter ending June 2016	1,165	↑
Quarter ending September 2016	1,314	↑
Quarter ending December 2016	1,358	↑
<b>Variance since December 2015</b>	<b>54.7%</b>	<b>↑</b>



### ACTIVITY

Cumulative percentage of contracted UDA delivered 2016 & 2017



Month	Adjusted Scheduled Activity (UDA)	
	2016	2017
April	14	115
May	195	227
June	233	486
July	711	817
August	854	993
September	1,059	1,176
October	1,368	1,412
November	1,427	1,591
December	2,052	1,649
January	2,142	
February	2,374	
March	2,594	
April	2,679	
May	2,682	
June	2,671	

### QUALITY

	Quantity	Base Number	Contract	AT	Region	England
% of FP17s for the same patient ID Re-attending within 3 months - Children	41	449	9.1%	12.5%	13.4%	12.4%
% of FP17s for the same patient ID Re-attending within 3 months - Adults	123	828	14.9%	17.6%	17.3%	16.6%
% of FP17s for the same patient ID Re-attending between 3 & 9 months - Children	207	449	46.1%	53.9%	58.9%	57.5%
% of FP17s for the same patient ID Re-attending between 3 & 9 months - Adults	361	828	43.6%	44.9%	52.5%	50.4%
% of FP17s for Band 1 Urgent Courses	56	753	7.4%	11.6%	9.3%	9.1%
% of FP17s Relating to Free Repair or Replacements	10	753	1.3%	1.0%	1.0%	0.8%
% of FP17s Relating to Continuations	4	753	0.5%	1.4%	1.5%	1.3%
% of Patients satisfied with the dentistry they have received	6	6	N/A	93.9%	93.1%	92.7%
% of Patients satisfied with the time they had to wait for an appointment	6	6	N/A	89.2%	89.8%	88.8%

\* This is based on patients treated on this contract for their most recent course of treatment. Figures in italics indicate the base number of FP17s or Patient Questionnaire responses are less than 100. N/A is shown where the base number of responses is less than 10 during the period. % is calculated as Quantity/Base number\*100

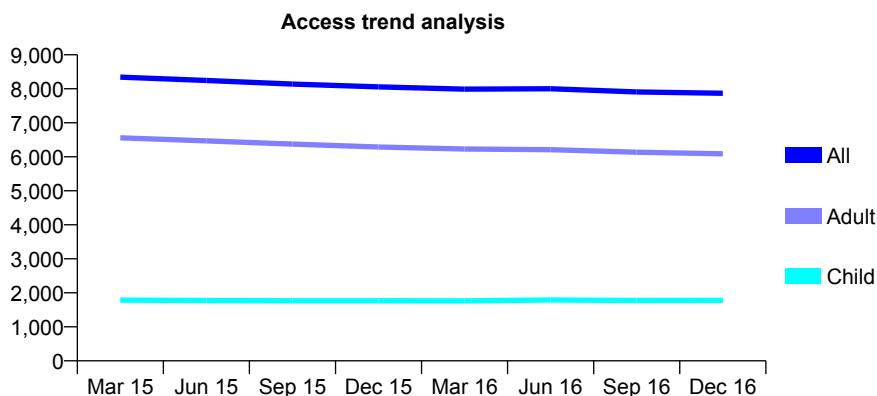
## Q48 - Vital Signs At a Glance Contract Report for 182419/0001 - December 2016

Name or company name	Morris & Partners
Contract type name	GDS Contract
Purpose of contract	General
Contract start date	01/04/2011
Contract end date	

16/17 Contracted general activity (UDA)	25,360
Carry forward general activity (UDA)	0
16/17 Contracted orthodontic activity (UOA)	0
Carry forward orthodontic activity (UOA)	0
Baseline contract value	£646,938.12

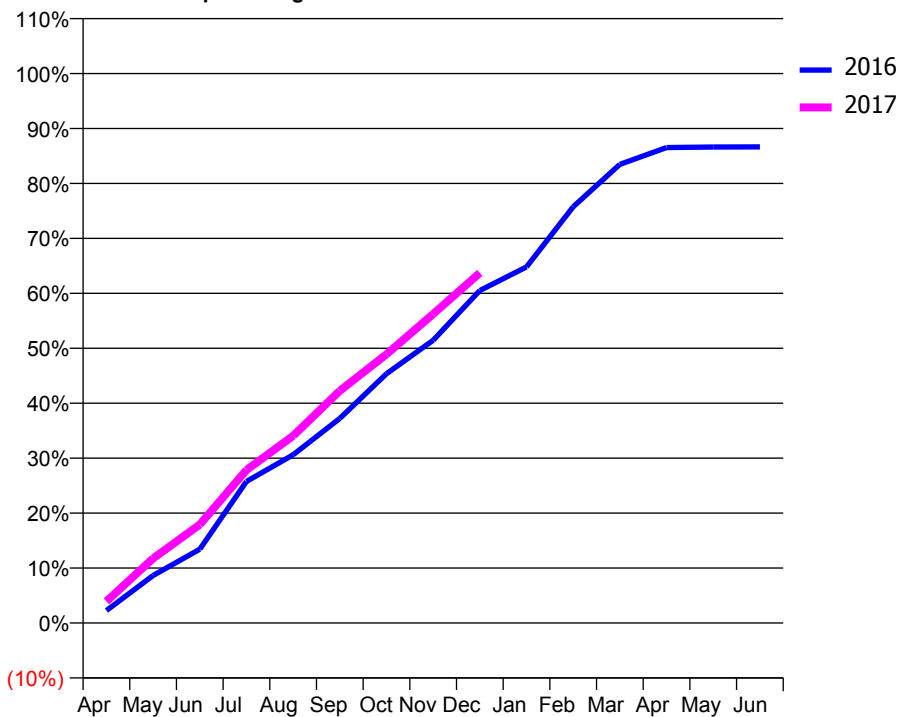
### ACCESS\*

Patients seen in 24 months	Total	Change since previous quarter
Quarter ending December 2015	8,055	
Quarter ending March 2016	7,991	→
Quarter ending June 2016	8,003	→
Quarter ending September 2016	7,909	↓
Quarter ending December 2016	7,869	→
<b>Variance since December 2015</b>	<b>(2.3%)</b>	<b>↓</b>



### ACTIVITY

Cumulative percentage of contracted UDA delivered 2016 & 2017



Month	Adjusted Scheduled Activity (UDA)	
	2016	2017
April	578	1,003
May	2,192	2,981
June	3,408	4,545
July	6,530	7,064
August	7,762	8,636
September	9,443	10,720
October	11,504	12,406
November	13,051	14,263
December	15,343	16,155
January	16,434	
February	19,212	
March	21,167	
April	21,943	
May	21,970	
June	21,972	

### QUALITY

	Quantity	Base Number	Contract	AT	Region	England
% of FP17s for the same patient ID Re-attending within 3 months - Children	113	1,753	6.4%	12.5%	13.4%	12.4%
% of FP17s for the same patient ID Re-attending within 3 months - Adults	809	5,519	14.7%	17.6%	17.3%	16.6%
% of FP17s for the same patient ID Re-attending between 3 & 9 months - Children	900	1,753	51.3%	53.9%	58.9%	57.5%
% of FP17s for the same patient ID Re-attending between 3 & 9 months - Adults	2,606	5,519	47.2%	44.9%	52.5%	50.4%
% of FP17s for Band 1 Urgent Courses	473	6,939	6.8%	11.6%	9.3%	9.1%
% of FP17s Relating to Free Repair or Replacements	57	6,939	0.8%	1.0%	1.0%	0.8%
% of FP17s Relating to Continuations	174	6,939	2.5%	1.4%	1.5%	1.3%
% of Patients satisfied with the dentistry they have received	13	15	86.7%	93.9%	93.1%	92.7%
% of Patients satisfied with the time they had to wait for an appointment	13	15	86.7%	89.2%	89.8%	88.8%

\* This is based on patients treated on this contract for their most recent course of treatment. Figures in italics indicate the base number of FP17s or Patient Questionnaire responses are less than 100. N/A is shown where the base number of responses is less than 10 during the period. % is calculated as Quantity/Base number\*100

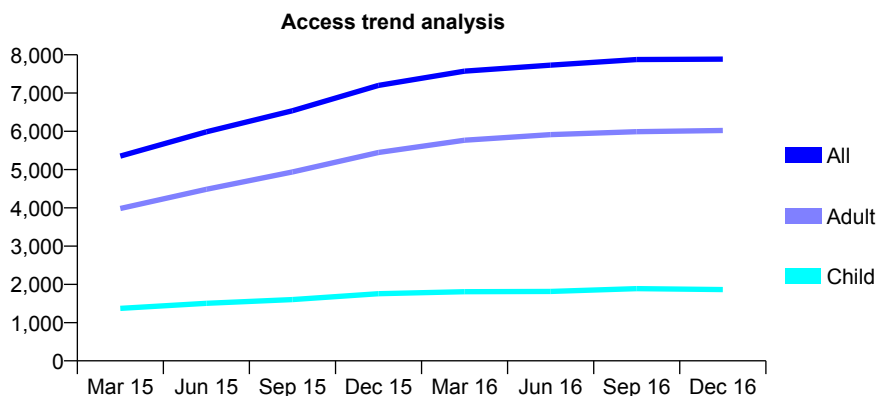
## Q48 - Vital Signs At a Glance Contract Report for 184632/0001 - December 2016

Name or company name	Hale Road Dental Practice Limited
Contract type name	GDS Contract
Purpose of contract	General
Contract start date	01/02/2014
Contract end date	

16/17 Contracted general activity (UDA)	22,467
Carry forward general activity (UDA)	-52
16/17 Contracted orthodontic activity (UOA)	0
Carry forward orthodontic activity (UOA)	0
Baseline contract value	£590,609.18

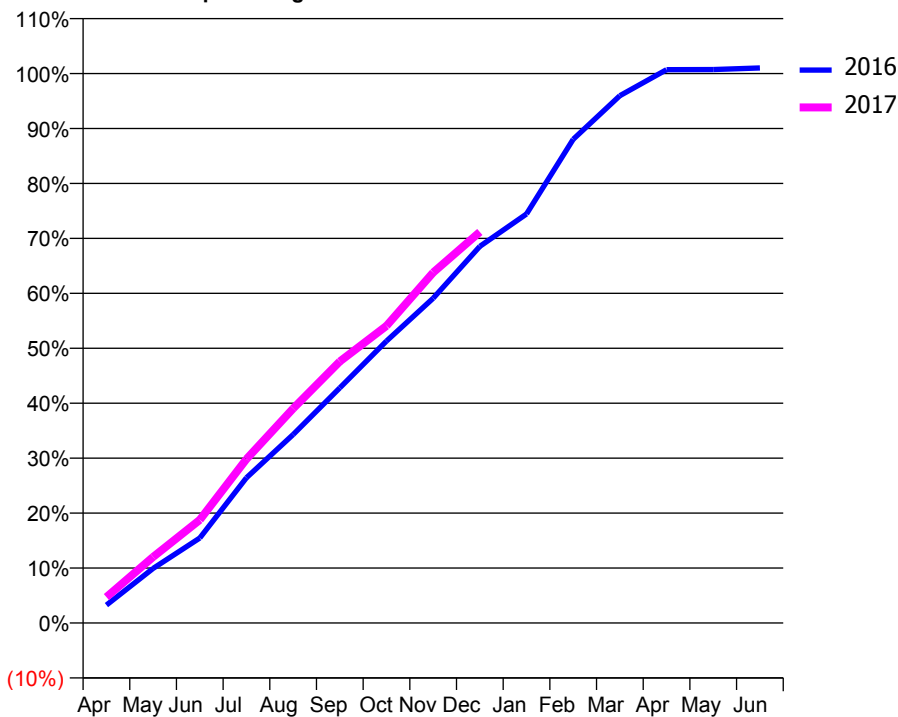
### ACCESS\*

Patients seen in 24 months	Total	Change since previous quarter
Quarter ending December 2015	7,200	
Quarter ending March 2016	7,572	↑
Quarter ending June 2016	7,729	↑
Quarter ending September 2016	7,876	→
Quarter ending December 2016	7,886	→
<b>Variance since December 2015</b>	<b>9.5%</b>	<b>↑</b>



### ACTIVITY

Cumulative percentage of contracted UDA delivered 2016 & 2017



Month	Adjusted Scheduled Activity (UDA)	
	2016	2017
April	733	1,060
May	2,234	2,704
June	3,478	4,215
July	5,940	6,703
August	7,707	8,767
September	9,612	10,693
October	11,526	12,151
November	13,279	14,330
December	15,400	15,988
January	16,722	
February	19,776	
March	21,559	
April	22,626	
May	22,627	
June	22,696	

### QUALITY

	Quantity	Base Number	Contract	AT	Region	England
% of FP17s for the same patient ID Re-attending within 3 months - Children	118	1,633	7.2%	12.5%	13.4%	12.4%
% of FP17s for the same patient ID Re-attending within 3 months - Adults	515	4,896	10.5%	17.6%	17.3%	16.6%
% of FP17s for the same patient ID Re-attending between 3 & 9 months - Children	617	1,633	37.8%	53.9%	58.9%	57.5%
% of FP17s for the same patient ID Re-attending between 3 & 9 months - Adults	1,654	4,896	33.8%	44.9%	52.5%	50.4%
% of FP17s for Band 1 Urgent Courses	857	6,091	14.1%	11.6%	9.3%	9.1%
% of FP17s Relating to Free Repair or Replacements	21	6,091	0.3%	1.0%	1.0%	0.8%
% of FP17s Relating to Continuations	13	6,091	0.2%	1.4%	1.5%	1.3%
% of Patients satisfied with the dentistry they have received	9	9	N/A	93.9%	93.1%	92.7%
% of Patients satisfied with the time they had to wait for an appointment	9	9	N/A	89.2%	89.8%	88.8%

\* This is based on patients treated on this contract for their most recent course of treatment. Figures in italics indicate the base number of FP17s or Patient Questionnaire responses are less than 100. N/A is shown where the base number of responses is less than 10 during the period. % is calculated as Quantity/Base number\*100

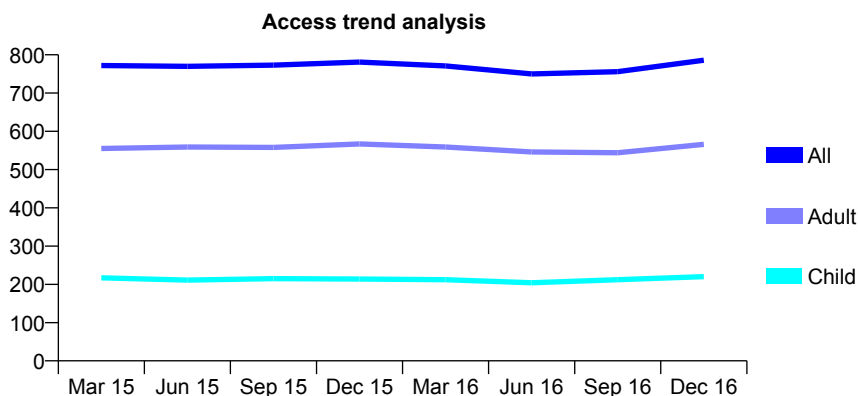
## Q48 - Vital Signs At a Glance Contract Report for 185280/0001 - December 2016

Name or company name	Melia Dental Practice
Contract type name	GDS Contract
Purpose of contract	General
Contract start date	01/04/2011
Contract end date	

16/17 Contracted general activity (UDA)	2,666
Carry forward general activity (UDA)	0
16/17 Contracted orthodontic activity (UOA)	0
Carry forward orthodontic activity (UOA)	0
Baseline contract value	£68,010.13

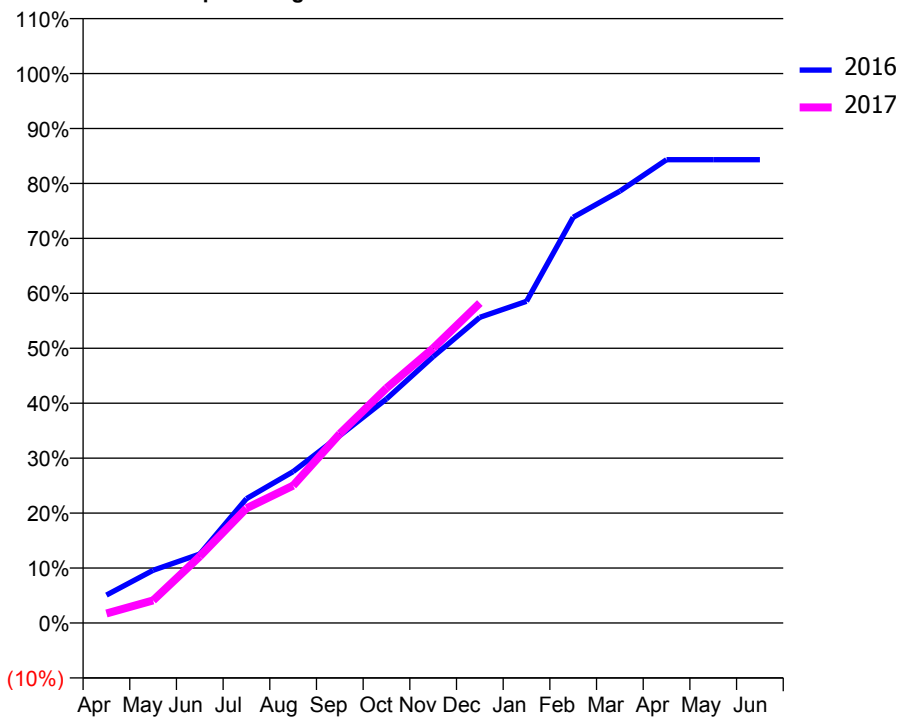
### ACCESS\*

Patients seen in 24 months	Total	Change since previous quarter
Quarter ending December 2015	781	
Quarter ending March 2016	771	↓
Quarter ending June 2016	750	↓
Quarter ending September 2016	756	→
Quarter ending December 2016	786	↑
<b>Variance since December 2015</b>	<b>0.6%</b>	<b>→</b>



### ACTIVITY

Cumulative percentage of contracted UDA delivered 2016 & 2017



Month	Adjusted Scheduled Activity (UDA)	
	2016	2017
April	136	46
May	256	110
June	335	323
July	603	556
August	735	666
September	909	918
October	1,087	1,139
November	1,292	1,333
December	1,483	1,552
January	1,561	
February	1,969	
March	2,095	
April	2,248	
May	2,248	
June	2,248	

### QUALITY

	Quantity	Base Number	Contract	AT	Region	England
% of FP17s for the same patient ID Re-attending within 3 months - Children	29	222	13.1%	12.5%	13.4%	12.4%
% of FP17s for the same patient ID Re-attending within 3 months - Adults	84	505	16.6%	17.6%	17.3%	16.6%
% of FP17s for the same patient ID Re-attending between 3 & 9 months - Children	100	222	45.0%	53.9%	58.9%	57.5%
% of FP17s for the same patient ID Re-attending between 3 & 9 months - Adults	217	505	43.0%	44.9%	52.5%	50.4%
% of FP17s for Band 1 Urgent Courses	51	675	7.6%	11.6%	9.3%	9.1%
% of FP17s Relating to Free Repair or Replacements	0	675	0.0%	1.0%	1.0%	0.8%
% of FP17s Relating to Continuations	8	675	1.2%	1.4%	1.5%	1.3%
% of Patients satisfied with the dentistry they have received	1	2	N/A	93.9%	93.1%	92.7%
% of Patients satisfied with the time they had to wait for an appointment	1	2	N/A	89.2%	89.8%	88.8%

\* This is based on patients treated on this contract for their most recent course of treatment. Figures in italics indicate the base number of FP17s or Patient Questionnaire responses are less than 100. N/A is shown where the base number of responses is less than 10 during the period. % is calculated as Quantity/Base number\*100

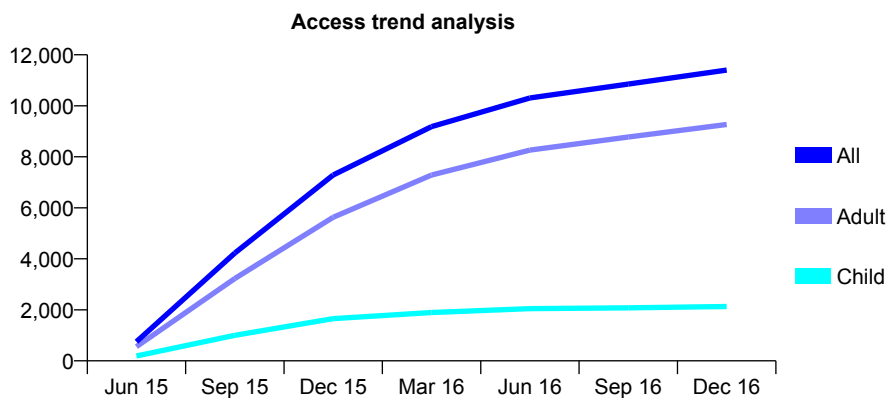
## Q48 - Vital Signs At a Glance Contract Report for 187135/0001 - December 2016

Name or company name	Old Mill Lane Dental Practice Partnership
Contract type name	GDS Contract
Purpose of contract	General
Contract start date	01/06/2015
Contract end date	

16/17 Contracted general activity (UDA)	34,136
Carry forward general activity (UDA)	24
16/17 Contracted orthodontic activity (UOA)	0
Carry forward orthodontic activity (UOA)	0
Baseline contract value	£1,118,764.55

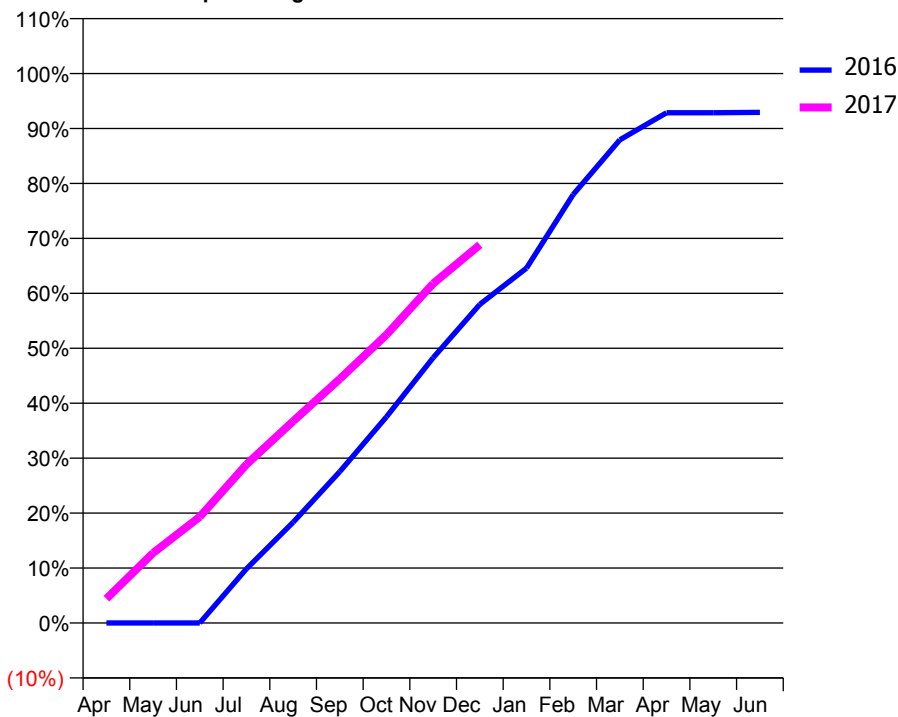
### ACCESS\*

Patients seen in 24 months	Total	Change since previous quarter
Quarter ending December 2015	7,285	
Quarter ending March 2016	9,182	↑
Quarter ending June 2016	10,311	↑
Quarter ending September 2016	10,853	↑
Quarter ending December 2016	11,401	↑
<b>Variance since December 2015</b>	<b>56.5%</b>	<b>↑</b>



### ACTIVITY

Cumulative percentage of contracted UDA delivered 2016 & 2017



Month	Adjusted Scheduled Activity (UDA)	
	2016	2017
April	0	1,512
May	0	4,351
June	0	6,599
July	2,803	9,853
August	5,217	12,540
September	7,839	15,167
October	10,674	17,910
November	13,732	21,086
December	16,496	23,498
January	18,370	
February	22,182	
March	25,017	
April	26,414	
May	26,412	
June	26,433	

### QUALITY

	Quantity	Base Number	Contract	AT	Region	England
% of FP17s for the same patient ID Re-attending within 3 months - Children	216	2,902	7.4%	12.5%	13.4%	12.4%
% of FP17s for the same patient ID Re-attending within 3 months - Adults	1,432	9,907	14.5%	17.6%	17.3%	16.6%
% of FP17s for the same patient ID Re-attending between 3 & 9 months - Children	2,022	2,902	69.7%	53.9%	58.9%	57.5%
% of FP17s for the same patient ID Re-attending between 3 & 9 months - Adults	3,911	9,907	39.5%	44.9%	52.5%	50.4%
% of FP17s for Band 1 Urgent Courses	1,044	12,095	8.6%	11.6%	9.3%	9.1%
% of FP17s Relating to Free Repair or Replacements	115	12,095	1.0%	1.0%	1.0%	0.8%
% of FP17s Relating to Continuations	219	12,095	1.8%	1.4%	1.5%	1.3%
% of Patients satisfied with the dentistry they have received	35	37	94.6%	93.9%	93.1%	92.7%
% of Patients satisfied with the time they had to wait for an appointment	33	37	89.2%	89.2%	89.8%	88.8%

\* This is based on patients treated on this contract for their most recent course of treatment. Figures in italics indicate the base number of FP17s or Patient Questionnaire responses are less than 100. N/A is shown where the base number of responses is less than 10 during the period. % is calculated as Quantity/Base number\*100



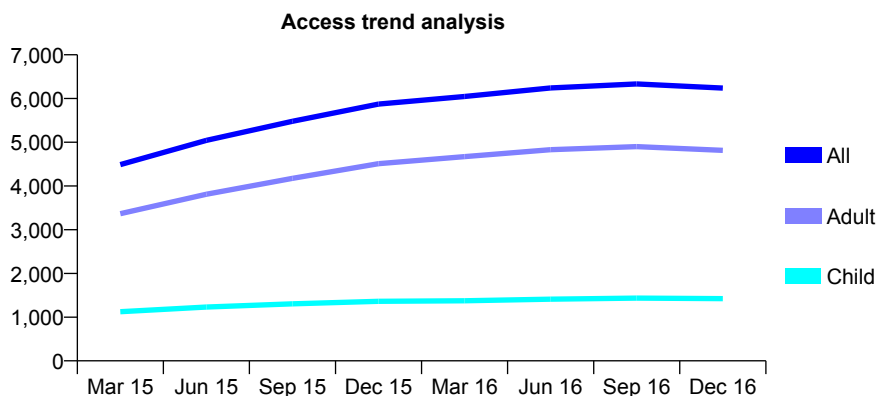
## Q48 - Vital Signs At a Glance Contract Report for 187372/0001 - December 2016

Name or company name	KDP Care Limited
Contract type name	GDS Contract
Purpose of contract	General
Contract start date	01/05/2014
Contract end date	

16/17 Contracted general activity (UDA)	18,348
Carry forward general activity (UDA)	51
16/17 Contracted orthodontic activity (UOA)	0
Carry forward orthodontic activity (UOA)	0
Baseline contract value	£586,173.34

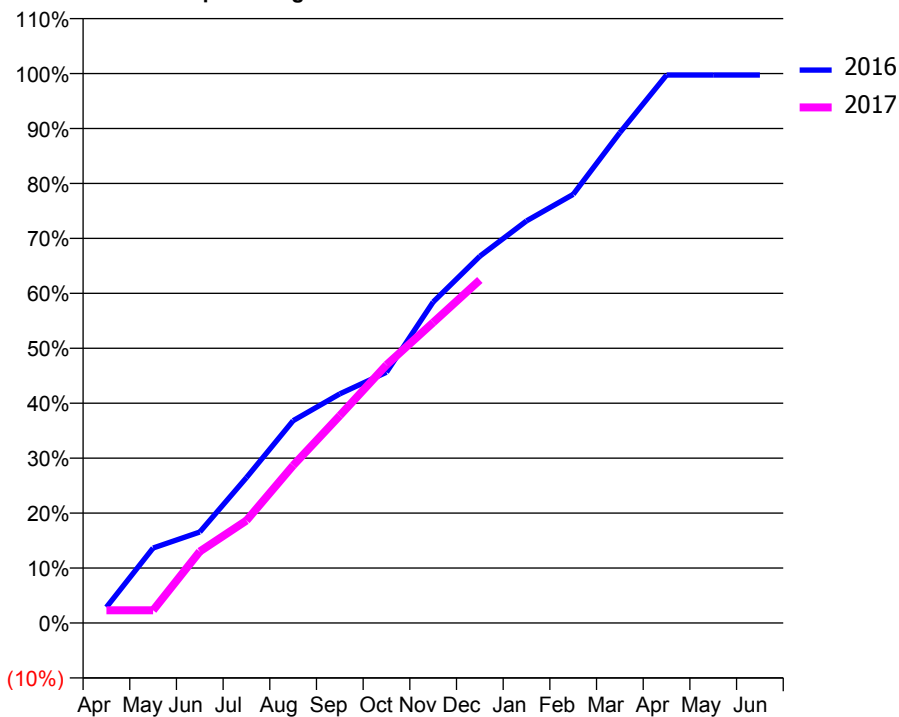
### ACCESS\*

Patients seen in 24 months	Total	Change since previous quarter
Quarter ending December 2015	5,873	
Quarter ending March 2016	6,047	↑
Quarter ending June 2016	6,241	↑
Quarter ending September 2016	6,335	→
Quarter ending December 2016	6,238	↓
<b>Variance since December 2015</b>	<b>6.2%</b>	<b>↑</b>



### ACTIVITY

Cumulative percentage of contracted UDA delivered 2016 & 2017



Month	Adjusted Scheduled Activity (UDA)	
	2016	2017
April	527	427
May	2,506	427
June	3,039	2,389
July	4,856	3,420
August	6,758	5,260
September	7,653	6,925
October	8,373	8,618
November	10,720	10,033
December	12,248	11,454
January	13,427	
February	14,312	
March	16,373	
April	18,297	
May	18,297	
June	18,297	

### QUALITY

	Quantity	Base Number	Contract	AT	Region	England
% of FP17s for the same patient ID Re-attending within 3 months - Children	112	1,522	7.4%	12.5%	13.4%	12.4%
% of FP17s for the same patient ID Re-attending within 3 months - Adults	777	4,802	16.2%	17.6%	17.3%	16.6%
% of FP17s for the same patient ID Re-attending between 3 & 9 months - Children	865	1,522	56.8%	53.9%	58.9%	57.5%
% of FP17s for the same patient ID Re-attending between 3 & 9 months - Adults	2,333	4,802	48.6%	44.9%	52.5%	50.4%
% of FP17s for Band 1 Urgent Courses	651	5,409	12.0%	11.6%	9.3%	9.1%
% of FP17s Relating to Free Repair or Replacements	38	5,409	0.7%	1.0%	1.0%	0.8%
% of FP17s Relating to Continuations	139	5,409	2.6%	1.4%	1.5%	1.3%
% of Patients satisfied with the dentistry they have received	3	4	N/A	93.9%	93.1%	92.7%
% of Patients satisfied with the time they had to wait for an appointment	3	4	N/A	89.2%	89.8%	88.8%

\* This is based on patients treated on this contract for their most recent course of treatment. Figures in italics indicate the base number of FP17s or Patient Questionnaire responses are less than 100. N/A is shown where the base number of responses is less than 10 during the period. % is calculated as Quantity/Base number\*100

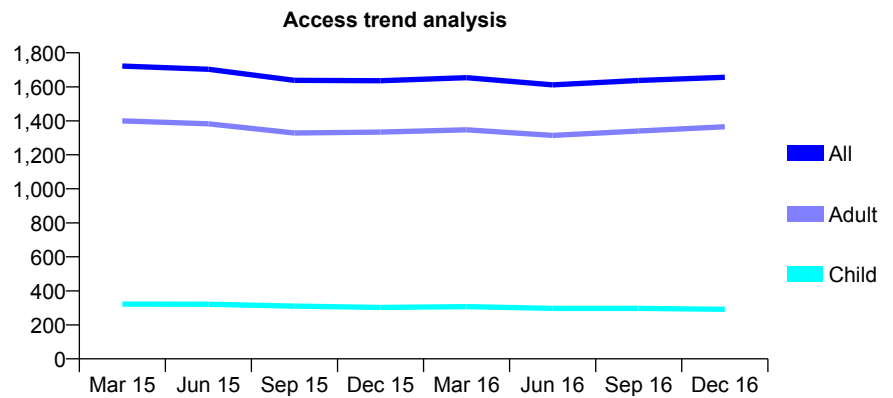
## Q48 - Vital Signs At a Glance Contract Report for 189871/0001 - December 2016

Name or company name	St Johns Rd Dental Practice
Contract type name	PDS Contract
Purpose of contract	General
Contract start date	01/07/2011
Contract end date	30/06/2021

16/17 Contracted general activity (UDA)	6,652
Carry forward general activity (UDA)	111
16/17 Contracted orthodontic activity (UOA)	0
Carry forward orthodontic activity (UOA)	0
Baseline contract value	£223,042.01

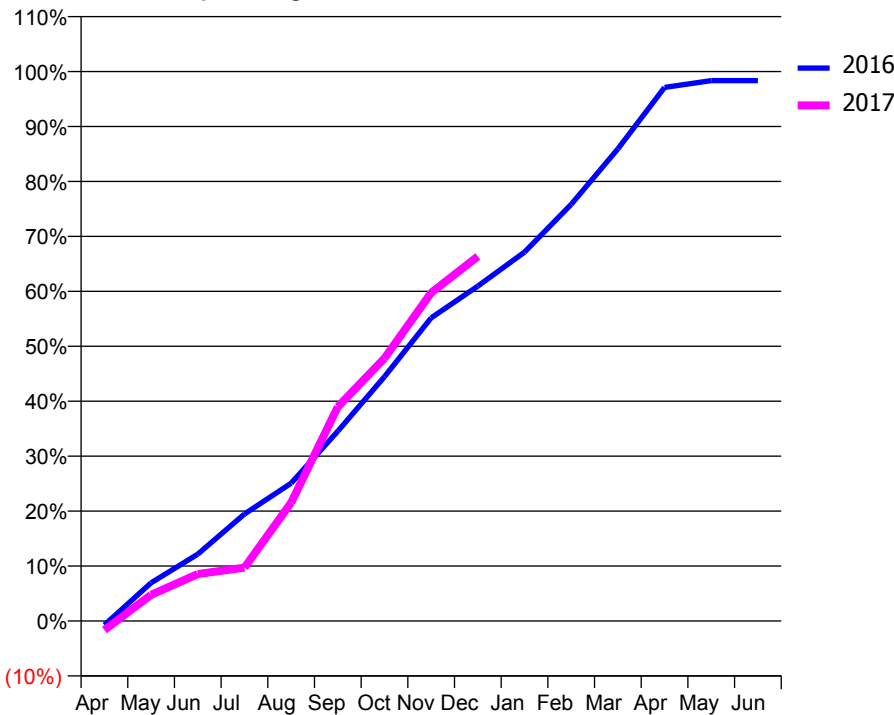
### ACCESS\*

Patients seen in 24 months	Total	Change since previous quarter
Quarter ending December 2015	1,636	
Quarter ending March 2016	1,654	→
Quarter ending June 2016	1,611	↓
Quarter ending September 2016	1,637	→
Quarter ending December 2016	1,656	→
<b>Variance since December 2015</b>	<b>1.2%</b>	<b>→</b>



### ACTIVITY

Cumulative percentage of contracted UDA delivered 2016 & 2017



Month	Adjusted Scheduled Activity (UDA)	
	2016	2017
April	-50	-111
May	463	318
June	809	568
July	1,295	647
August	1,668	1,433
September	2,297	2,593
October	2,958	3,181
November	3,669	3,973
December	4,054	4,414
January	4,466	
February	5,044	
March	5,715	
April	6,460	
May	6,541	
June	6,541	

### QUALITY

	Quantity	Base Number	Contract	AT	Region	England
% of FP17s for the same patient ID Re-attending within 3 months - Children	64	411	15.6%	12.5%	13.4%	12.4%
% of FP17s for the same patient ID Re-attending within 3 months - Adults	408	1,649	24.7%	17.6%	17.3%	16.6%
% of FP17s for the same patient ID Re-attending between 3 & 9 months - Children	261	411	63.5%	53.9%	58.9%	57.5%
% of FP17s for the same patient ID Re-attending between 3 & 9 months - Adults	839	1,649	50.9%	44.9%	52.5%	50.4%
% of FP17s for Band 1 Urgent Courses	293	1,816	16.1%	11.6%	9.3%	9.1%
% of FP17s Relating to Free Repair or Replacements	13	1,816	0.7%	1.0%	1.0%	0.8%
% of FP17s Relating to Continuations	7	1,816	0.4%	1.4%	1.5%	1.3%
% of Patients satisfied with the dentistry they have received	10	10	100.0%	93.9%	93.1%	92.7%
% of Patients satisfied with the time they had to wait for an appointment	9	10	90.0%	89.2%	89.8%	88.8%

\* This is based on patients treated on this contract for their most recent course of treatment. Figures in italics indicate the base number of FP17s or Patient Questionnaire responses are less than 100. N/A is shown where the base number of responses is less than 10 during the period. % is calculated as Quantity/Base number\*100

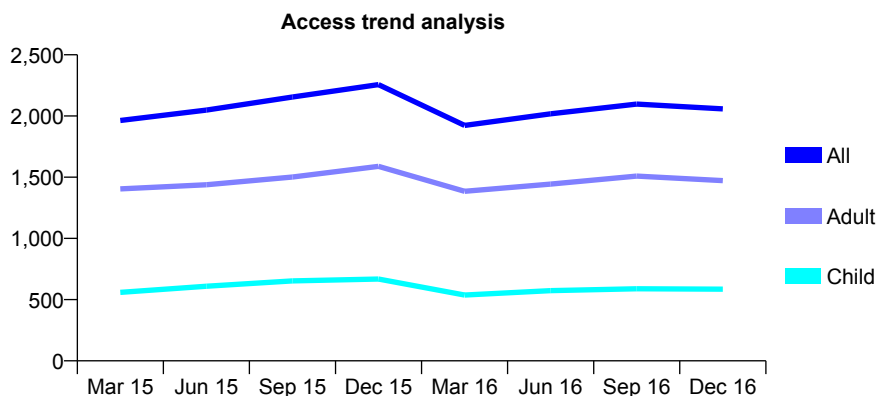
## Q48 - Vital Signs At a Glance Contract Report for 190020/0001 - December 2016

Name or company name	Danescroft Dental Practice Ltd
Contract type name	GDS Contract
Purpose of contract	General
Contract start date	01/07/2009
Contract end date	

16/17 Contracted general activity (UDA)	6,926
Carry forward general activity (UDA)	253
16/17 Contracted orthodontic activity (UOA)	0
Carry forward orthodontic activity (UOA)	0
Baseline contract value	£208,574.90

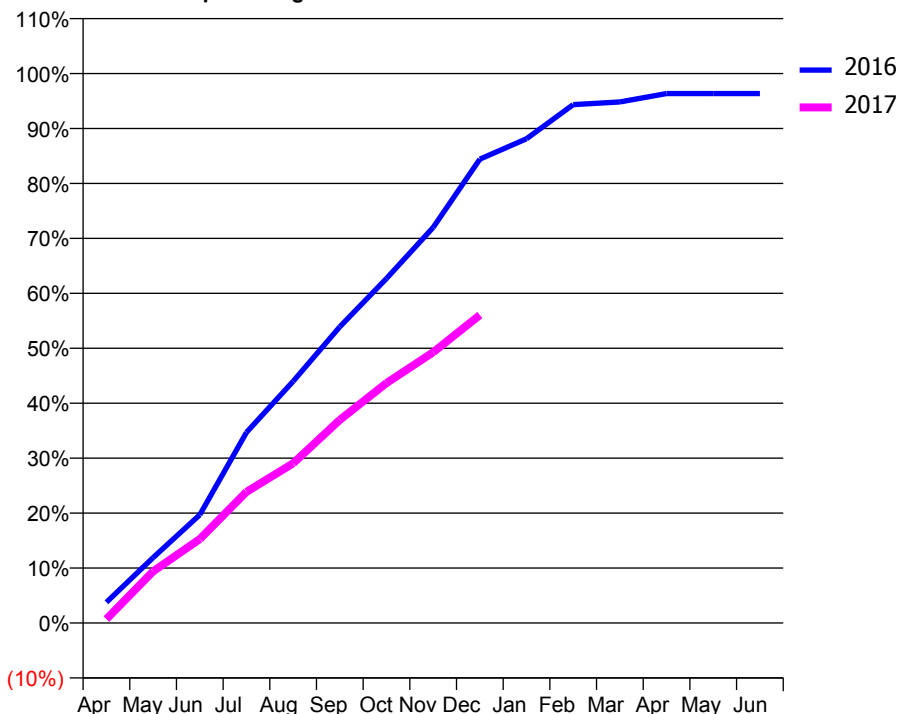
### ACCESS\*

Patients seen in 24 months	Total	Change since previous quarter
Quarter ending December 2015	2,257	
Quarter ending March 2016	1,923	↓
Quarter ending June 2016	2,018	↑
Quarter ending September 2016	2,098	↑
Quarter ending December 2016	2,058	↓
<b>Variance since December 2015</b>	<b>(8.8%)</b>	<b>↓</b>



### ACTIVITY

Cumulative percentage of contracted UDA delivered 2016 & 2017



Month	Adjusted Scheduled Activity (UDA)	
	2016	2017
April	262	49
May	824	651
June	1,364	1,059
July	2,403	1,654
August	3,046	2,013
September	3,734	2,561
October	4,341	3,025
November	4,986	3,412
December	5,847	3,881
January	6,103	
February	6,534	
March	6,568	
April	6,673	
May	6,673	
June	6,673	

### QUALITY

	Quantity	Base Number	Contract	AT	Region	England
% of FP17s for the same patient ID Re-attending within 3 months - Children	70	668	10.5%	12.5%	13.4%	12.4%
% of FP17s for the same patient ID Re-attending within 3 months - Adults	148	1,241	11.9%	17.6%	17.3%	16.6%
% of FP17s for the same patient ID Re-attending between 3 & 9 months - Children	267	668	40.0%	53.9%	58.9%	57.5%
% of FP17s for the same patient ID Re-attending between 3 & 9 months - Adults	406	1,241	32.7%	44.9%	52.5%	50.4%
% of FP17s for Band 1 Urgent Courses	347	1,867	18.6%	11.6%	9.3%	9.1%
% of FP17s Relating to Free Repair or Replacements	1	1,867	0.1%	1.0%	1.0%	0.8%
% of FP17s Relating to Continuations	4	1,867	0.2%	1.4%	1.5%	1.3%
% of Patients satisfied with the dentistry they have received	3	3	N/A	93.9%	93.1%	92.7%
% of Patients satisfied with the time they had to wait for an appointment	2	3	N/A	89.2%	89.8%	88.8%

\* This is based on patients treated on this contract for their most recent course of treatment. Figures in italics indicate the base number of FP17s or Patient Questionnaire responses are less than 100. N/A is shown where the base number of responses is less than 10 during the period. % is calculated as Quantity/Base number\*100

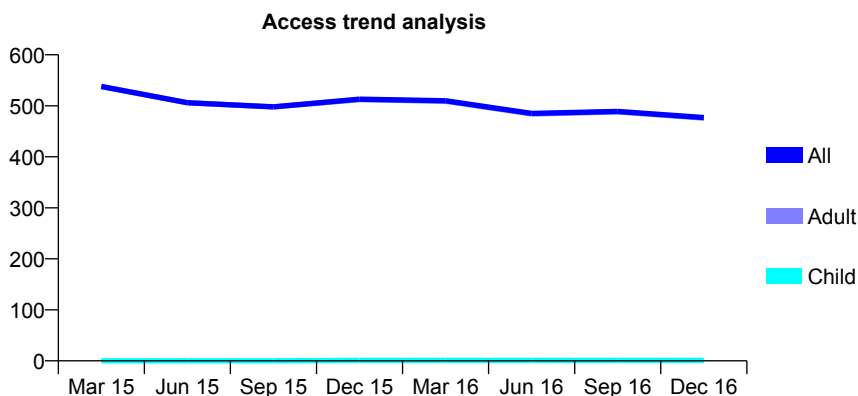
## Q48 - Vital Signs At a Glance Contract Report for 190020/0002 - December 2016

Name or company name	Danescroft Dental Practice Ltd
Contract type name	GDS Contract
Purpose of contract	General
Contract start date	01/07/2009
Contract end date	

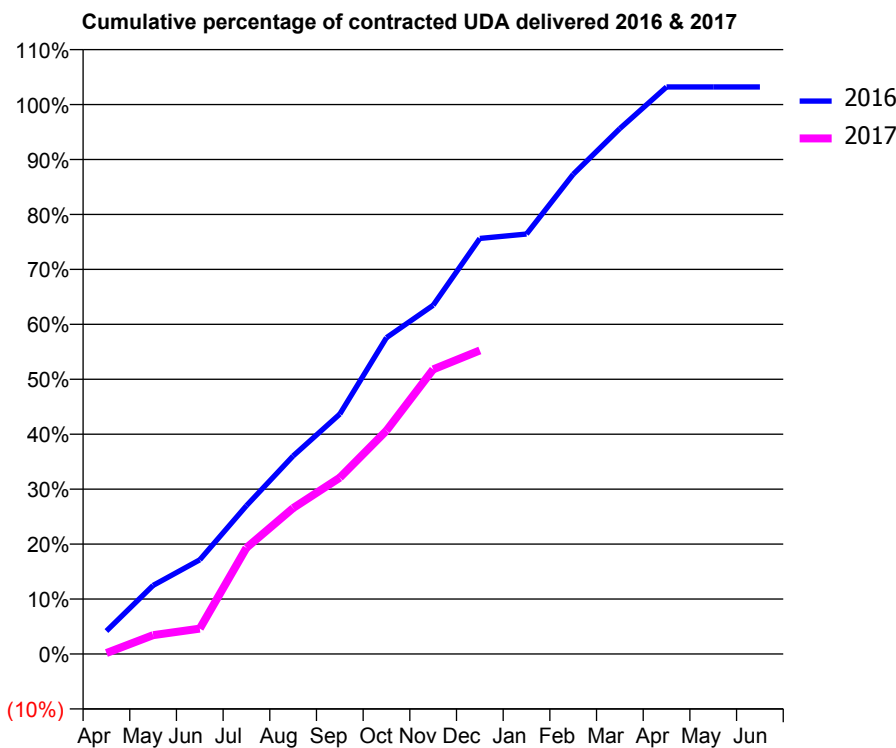
16/17 Contracted general activity (UDA)	2,100
Carry forward general activity (UDA)	0
16/17 Contracted orthodontic activity (UOA)	0
Carry forward orthodontic activity (UOA)	0
Baseline contract value	£190,714.10

### ACCESS\*

Patients seen in 24 months	Total	Change since previous quarter
Quarter ending December 2015	513	
Quarter ending March 2016	510	→
Quarter ending June 2016	485	↓
Quarter ending September 2016	489	→
Quarter ending December 2016	477	↓
<b>Variance since December 2015</b>	<b>(7.0%)</b>	<b>↓</b>



### ACTIVITY



Month	Adjusted Scheduled Activity (UDA)	
	2016	2017
April	88	4
May	262	72
June	360	97
July	567	406
August	757	558
September	917	674
October	1,209	854
November	1,333	1,088
December	1,588	1,160
January	1,605	
February	1,833	
March	2,008	
April	2,167	
May	2,167	
June	2,167	

### QUALITY

	Quantity	Base Number	Contract	AT	Region	England
% of FP17s for the same patient ID Re-attending within 3 months - Children	0	1	0.0%	12.5%	13.4%	12.4%
% of FP17s for the same patient ID Re-attending within 3 months - Adults	20	208	9.6%	17.6%	17.3%	16.6%
% of FP17s for the same patient ID Re-attending between 3 & 9 months - Children	0	1	0.0%	53.9%	58.9%	57.5%
% of FP17s for the same patient ID Re-attending between 3 & 9 months - Adults	29	208	13.9%	44.9%	52.5%	50.4%
% of FP17s for Band 1 Urgent Courses	0	188	0.0%	11.6%	9.3%	9.1%
% of FP17s Relating to Free Repair or Replacements	0	188	0.0%	1.0%	1.0%	0.8%
% of FP17s Relating to Continuations	4	188	2.1%	1.4%	1.5%	1.3%
% of Patients satisfied with the dentistry they have received	0	0	N/A	93.9%	93.1%	92.7%
% of Patients satisfied with the time they had to wait for an appointment	0	0	N/A	89.2%	89.8%	88.8%

\* This is based on patients treated on this contract for their most recent course of treatment. Figures in italics indicate the base number of FP17s or Patient Questionnaire responses are less than 100. N/A is shown where the base number of responses is less than 10 during the period. % is calculated as Quantity/Base number\*100

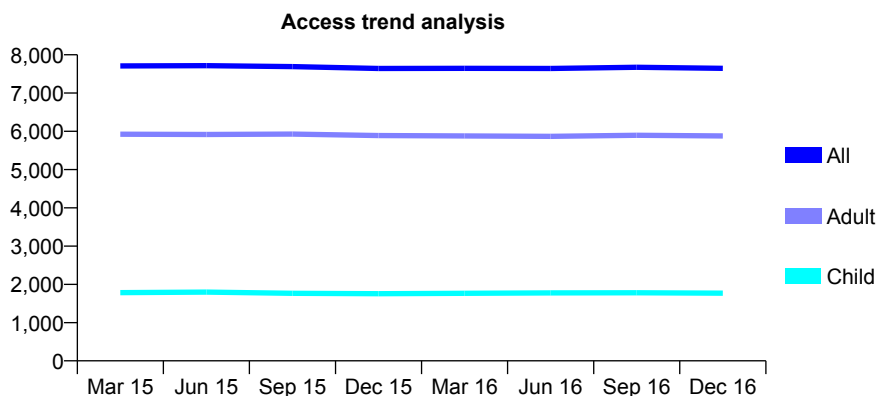
## Q48 - Vital Signs At a Glance Contract Report for 190403/0001 - December 2016

Name or company name	Chantastic Limited
Contract type name	GDS Contract
Purpose of contract	General
Contract start date	01/04/2011
Contract end date	

16/17 Contracted general activity (UDA)	24,058
Carry forward general activity (UDA)	0
16/17 Contracted orthodontic activity (UOA)	0
Carry forward orthodontic activity (UOA)	0
Baseline contract value	£615,382.56

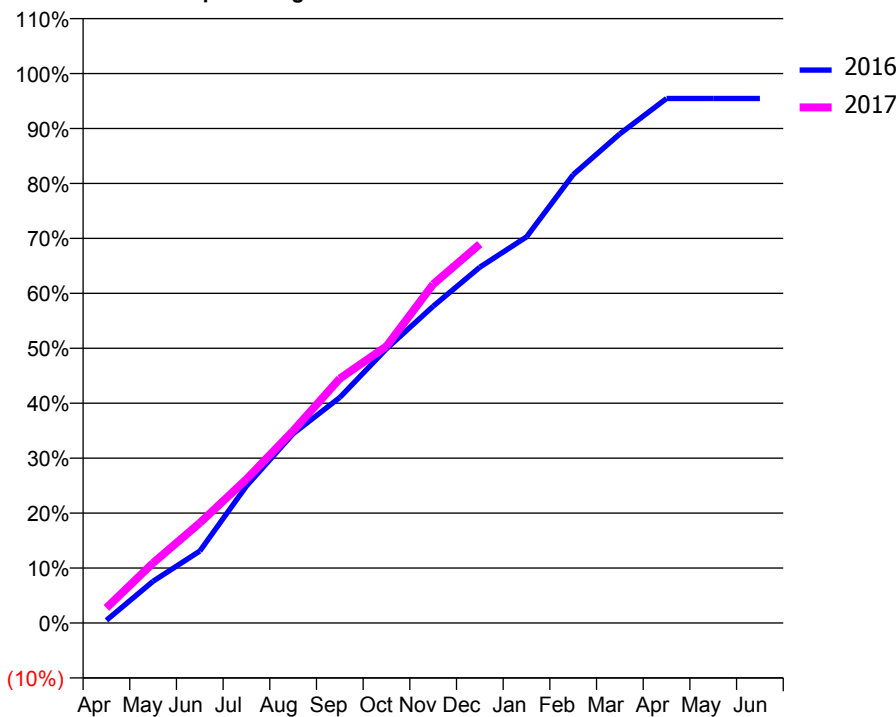
### ACCESS\*

Patients seen in 24 months	Total	Change since previous quarter
Quarter ending December 2015	7,642	
Quarter ending March 2016	7,645	→
Quarter ending June 2016	7,644	→
Quarter ending September 2016	7,674	→
Quarter ending December 2016	7,647	→
<b>Variance since December 2015</b>	<b>0.1%</b>	<b>→</b>



### ACTIVITY

Cumulative percentage of contracted UDA delivered 2016 & 2017



Month	Adjusted Scheduled Activity (UDA)	
	2016	2017
April	118	662
May	1,832	2,628
June	3,152	4,382
July	5,996	6,298
August	8,289	8,417
September	9,877	10,704
October	12,004	12,117
November	13,868	14,834
December	15,580	16,590
January	16,906	
February	19,633	
March	21,416	
April	22,962	
May	22,962	
June	22,962	

### QUALITY

	Quantity	Base Number	Contract	AT	Region	England
% of FP17s for the same patient ID Re-attending within 3 months - Children	63	1,827	3.4%	12.5%	13.4%	12.4%
% of FP17s for the same patient ID Re-attending within 3 months - Adults	594	5,679	10.5%	17.6%	17.3%	16.6%
% of FP17s for the same patient ID Re-attending between 3 & 9 months - Children	1,089	1,827	59.6%	53.9%	58.9%	57.5%
% of FP17s for the same patient ID Re-attending between 3 & 9 months - Adults	3,066	5,679	54.0%	44.9%	52.5%	50.4%
% of FP17s for Band 1 Urgent Courses	633	6,997	9.0%	11.6%	9.3%	9.1%
% of FP17s Relating to Free Repair or Replacements	35	6,997	0.5%	1.0%	1.0%	0.8%
% of FP17s Relating to Continuations	56	6,997	0.8%	1.4%	1.5%	1.3%
% of Patients satisfied with the dentistry they have received	9	9	N/A	93.9%	93.1%	92.7%
% of Patients satisfied with the time they had to wait for an appointment	9	9	N/A	89.2%	89.8%	88.8%

\* This is based on patients treated on this contract for their most recent course of treatment. Figures in italics indicate the base number of FP17s or Patient Questionnaire responses are less than 100. N/A is shown where the base number of responses is less than 10 during the period. % is calculated as Quantity/Base number\*100

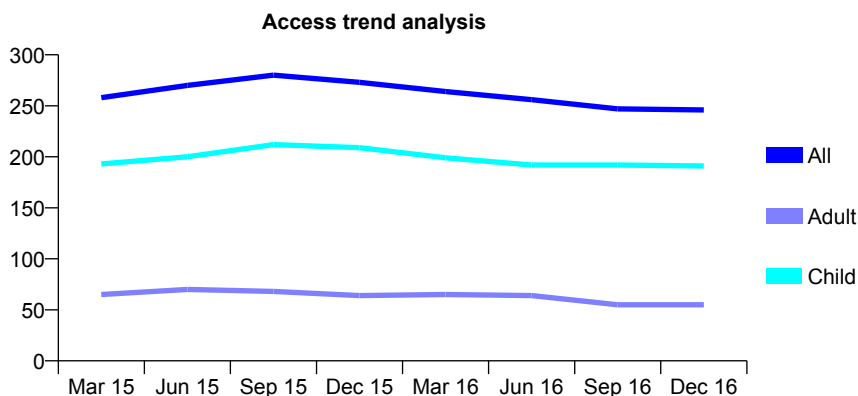
## Q48 - Vital Signs At a Glance Contract Report for 190667/0001 - December 2016

Name or company name	Rainford Dental Surgery Limited
Contract type name	GDS Contract
Purpose of contract	General
Contract start date	01/04/2011
Contract end date	

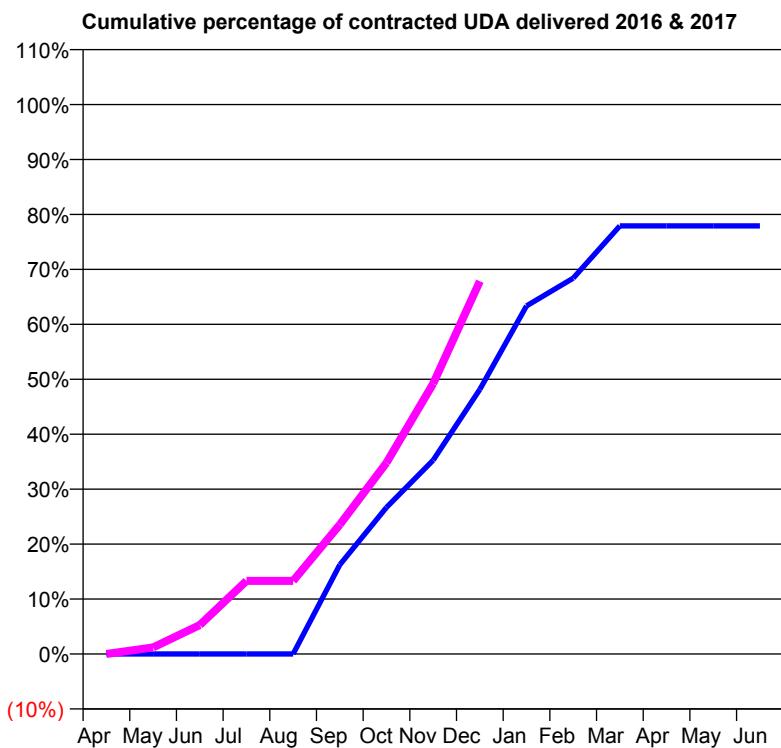
16/17 Contracted general activity (UDA)	500
Carry forward general activity (UDA)	0
16/17 Contracted orthodontic activity (UOA)	0
Carry forward orthodontic activity (UOA)	0
Baseline contract value	£10,593.64

### ACCESS\*

Patients seen in 24 months	Total	Change since previous quarter
Quarter ending December 2015	273	
Quarter ending March 2016	264	↓
Quarter ending June 2016	256	↓
Quarter ending September 2016	247	↓
Quarter ending December 2016	246	→
<b>Variance since December 2015</b>	<b>(9.9%)</b>	<b>↓</b>



### ACTIVITY



Month	Adjusted Scheduled Activity (UDA)	
	2016	2017
April	0	0
May	0	6
June	0	26
July	0	67
August	0	67
September	81	118
October	133	174
November	176	246
December	241	339
January	317	
February	342	
March	390	
April	390	
May	390	
June	390	

### QUALITY

	Quantity	Base Number	Contract	AT	Region	England
% of FP17s for the same patient ID Re-attending within 3 months - Children	5	211	2.4%	12.5%	13.4%	12.4%
% of FP17s for the same patient ID Re-attending within 3 months - Adults	1	37	2.7%	17.6%	17.3%	16.6%
% of FP17s for the same patient ID Re-attending between 3 & 9 months - Children	133	211	63.0%	53.9%	58.9%	57.5%
% of FP17s for the same patient ID Re-attending between 3 & 9 months - Adults	22	37	59.5%	44.9%	52.5%	50.4%
% of FP17s for Band 1 Urgent Courses	6	237	2.5%	11.6%	9.3%	9.1%
% of FP17s Relating to Free Repair or Replacements	0	237	0.0%	1.0%	1.0%	0.8%
% of FP17s Relating to Continuations	0	237	0.0%	1.4%	1.5%	1.3%
% of Patients satisfied with the dentistry they have received	1	1	N/A	93.9%	93.1%	92.7%
% of Patients satisfied with the time they had to wait for an appointment	1	1	N/A	89.2%	89.8%	88.8%

\* This is based on patients treated on this contract for their most recent course of treatment. Figures in italics indicate the base number of FP17s or Patient Questionnaire responses are less than 100. N/A is shown where the base number of responses is less than 10 during the period. % is calculated as Quantity/Base number\*100

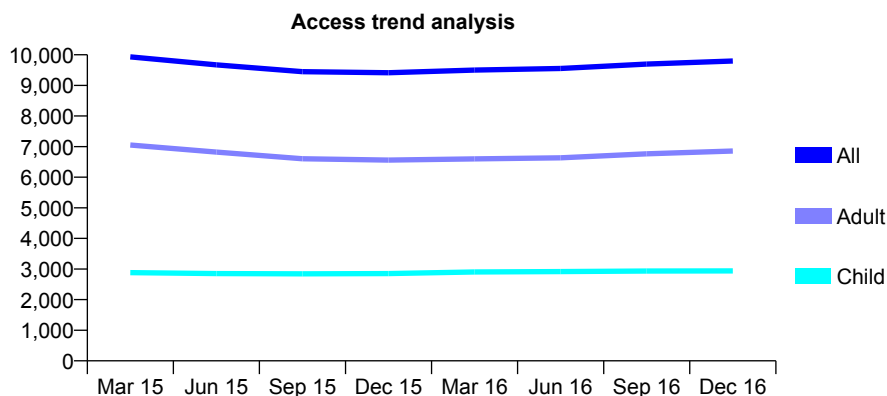
## Q48 - Vital Signs At a Glance Contract Report for 190705/0001 - December 2016

Name or company name	J E Thorpe and Associates Ltd
Contract type name	GDS Contract
Purpose of contract	General
Contract start date	01/04/2009
Contract end date	

16/17 Contracted general activity (UDA)	26,250
Carry forward general activity (UDA)	417
16/17 Contracted orthodontic activity (UOA)	0
Carry forward orthodontic activity (UOA)	0
Baseline contract value	£632,595.06

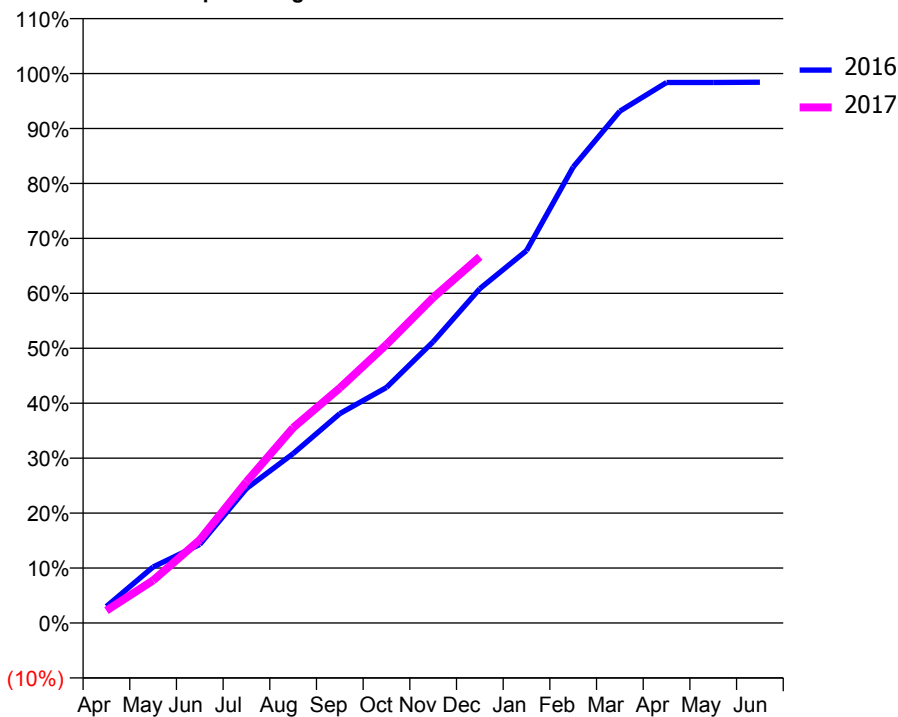
### ACCESS\*

Patients seen in 24 months	Total	Change since previous quarter
Quarter ending December 2015	9,413	
Quarter ending March 2016	9,501	→
Quarter ending June 2016	9,554	→
Quarter ending September 2016	9,698	→
Quarter ending December 2016	9,796	→
<b>Variance since December 2015</b>	<b>4.1%</b>	<b>↑</b>



### ACTIVITY

Cumulative percentage of contracted UDA delivered 2016 & 2017



Month	Adjusted Scheduled Activity (UDA)	
	2016	2017
April	795	596
May	2,676	2,036
June	3,753	3,974
July	6,427	6,752
August	8,090	9,330
September	10,004	11,229
October	11,253	13,305
November	13,440	15,549
December	15,975	17,494
January	17,787	
February	21,780	
March	24,454	
April	25,823	
May	25,824	
June	25,833	

### QUALITY

	Quantity	Base Number	Contract	AT	Region	England
% of FP17s for the same patient ID Re-attending within 3 months - Children	274	3,354	8.2%	12.5%	13.4%	12.4%
% of FP17s for the same patient ID Re-attending within 3 months - Adults	944	5,779	16.3%	17.6%	17.3%	16.6%
% of FP17s for the same patient ID Re-attending between 3 & 9 months - Children	2,161	3,354	64.4%	53.9%	58.9%	57.5%
% of FP17s for the same patient ID Re-attending between 3 & 9 months - Adults	2,493	5,779	43.1%	44.9%	52.5%	50.4%
% of FP17s for Band 1 Urgent Courses	705	8,119	8.7%	11.6%	9.3%	9.1%
% of FP17s Relating to Free Repair or Replacements	56	8,119	0.7%	1.0%	1.0%	0.8%
% of FP17s Relating to Continuations	172	8,119	2.1%	1.4%	1.5%	1.3%
% of Patients satisfied with the dentistry they have received	32	33	97.0%	93.9%	93.1%	92.7%
% of Patients satisfied with the time they had to wait for an appointment	29	33	87.9%	89.2%	89.8%	88.8%

\* This is based on patients treated on this contract for their most recent course of treatment. Figures in italics indicate the base number of FP17s or Patient Questionnaire responses are less than 100. N/A is shown where the base number of responses is less than 10 during the period. % is calculated as Quantity/Base number\*100



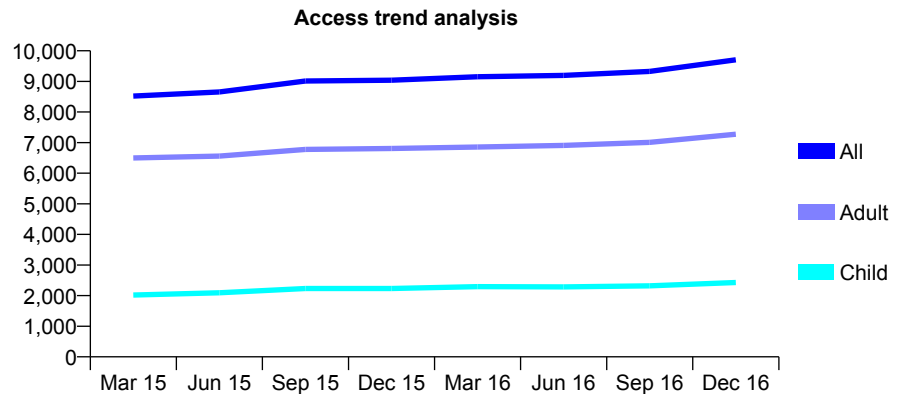
## Q48 - Vital Signs At a Glance Contract Report for 190969/0001 - December 2016

Name or company name	Sheil Road Dental Practice
Contract type name	GDS Contract
Purpose of contract	General
Contract start date	01/09/2009
Contract end date	

16/17 Contracted general activity (UDA)	34,500
Carry forward general activity (UDA)	0
16/17 Contracted orthodontic activity (UOA)	0
Carry forward orthodontic activity (UOA)	0
Baseline contract value	£923,353.12

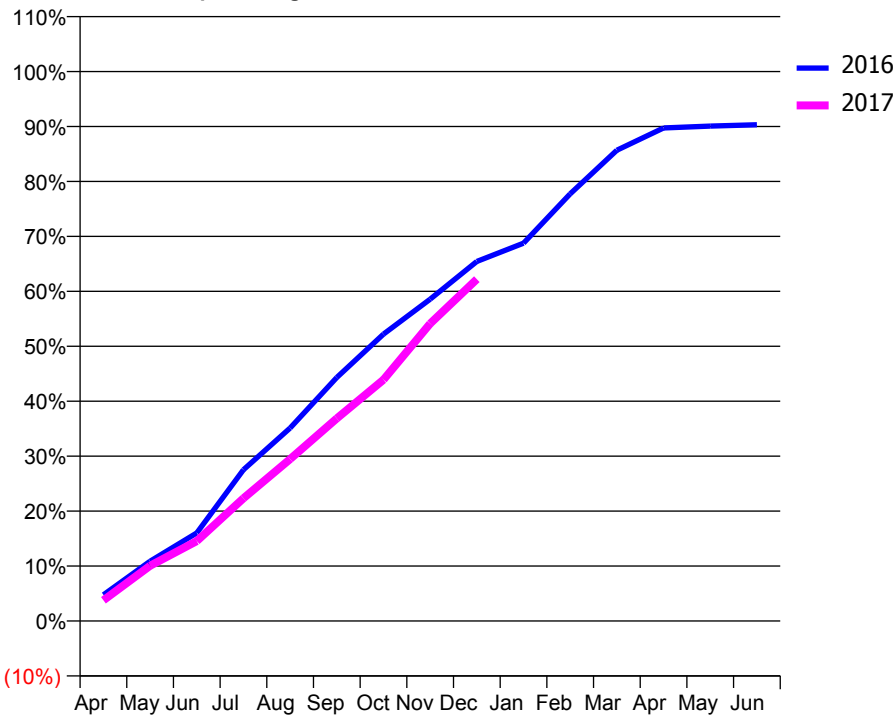
### ACCESS\*

Patients seen in 24 months	Total	Change since previous quarter
Quarter ending December 2015	9,040	
Quarter ending March 2016	9,152	→
Quarter ending June 2016	9,195	→
Quarter ending September 2016	9,328	→
Quarter ending December 2016	9,705	↑
<b>Variance since December 2015</b>	<b>7.4%</b>	<b>↑</b>



### ACTIVITY

Cumulative percentage of contracted UDA delivered 2016 & 2017



Month	Adjusted Scheduled Activity (UDA)	
	2016	2017
April	1,642	1,306
May	3,758	3,468
June	5,533	5,015
July	9,496	7,705
August	12,121	10,171
September	15,291	12,722
October	18,011	15,146
November	20,202	18,675
December	22,577	21,461
January	23,725	
February	26,823	
March	29,556	
April	30,952	
May	31,074	
June	31,159	

### QUALITY

	Quantity	Base Number	Contract	AT	Region	England
% of FP17s for the same patient ID Re-attending within 3 months - Children	307	2,541	12.1%	12.5%	13.4%	12.4%
% of FP17s for the same patient ID Re-attending within 3 months - Adults	1,302	7,003	18.6%	17.6%	17.3%	16.6%
% of FP17s for the same patient ID Re-attending between 3 & 9 months - Children	1,201	2,541	47.3%	53.9%	58.9%	57.5%
% of FP17s for the same patient ID Re-attending between 3 & 9 months - Adults	2,777	7,003	39.7%	44.9%	52.5%	50.4%
% of FP17s for Band 1 Urgent Courses	1,076	8,113	13.3%	11.6%	9.3%	9.1%
% of FP17s Relating to Free Repair or Replacements	33	8,113	0.4%	1.0%	1.0%	0.8%
% of FP17s Relating to Continuations	74	8,113	0.9%	1.4%	1.5%	1.3%
% of Patients satisfied with the dentistry they have received	24	25	96.0%	93.9%	93.1%	92.7%
% of Patients satisfied with the time they had to wait for an appointment	22	25	88.0%	89.2%	89.8%	88.8%

\* This is based on patients treated on this contract for their most recent course of treatment. Figures in italics indicate the base number of FP17s or Patient Questionnaire responses are less than 100. N/A is shown where the base number of responses is less than 10 during the period. % is calculated as Quantity/Base number\*100

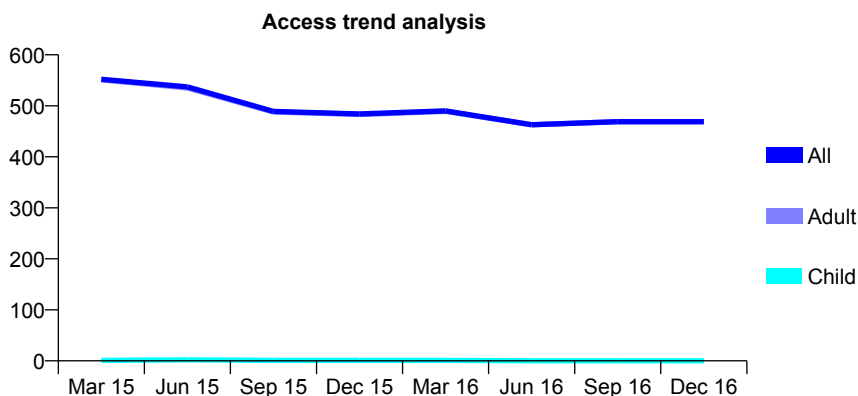
## Q48 - Vital Signs At a Glance Contract Report for 190969/0002 - December 2016

Name or company name	Sheil Road Dental Practice
Contract type name	GDS Contract
Purpose of contract	General
Contract start date	01/01/2010
Contract end date	31/03/2017

16/17 Contracted general activity (UDA)	1,750
Carry forward general activity (UDA)	0
16/17 Contracted orthodontic activity (UOA)	0
Carry forward orthodontic activity (UOA)	0
Baseline contract value	£55,525.88

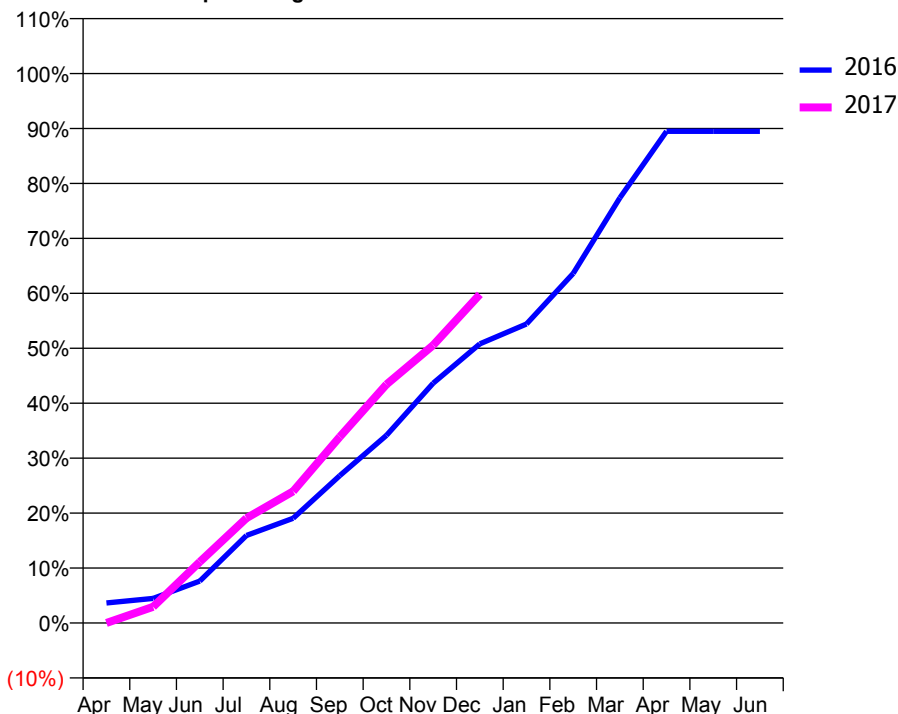
### ACCESS\*

Patients seen in 24 months	Total	Change since previous quarter
Quarter ending December 2015	484	
Quarter ending March 2016	490	→
Quarter ending June 2016	463	↓
Quarter ending September 2016	469	→
Quarter ending December 2016	469	→
<b>Variance since December 2015</b>	<b>(3.1%)</b>	<b>↓</b>



### ACTIVITY

Cumulative percentage of contracted UDA delivered 2016 & 2017



Month	Adjusted Scheduled Activity (UDA)	
	2016	2017
April	64	0
May	78	52
June	134	195
July	279	334
August	334	419
September	470	593
October	598	760
November	764	885
December	889	1,046
January	952	
February	1,113	
March	1,354	
April	1,566	
May	1,566	
June	1,566	

### QUALITY

	Quantity	Base Number	Contract	AT	Region	England
% of FP17s for the same patient ID Re-attending within 3 months - Children	0	0	N/A	12.5%	13.4%	12.4%
% of FP17s for the same patient ID Re-attending within 3 months - Adults	21	301	7.0%	17.6%	17.3%	16.6%
% of FP17s for the same patient ID Re-attending between 3 & 9 months - Children	0	0	N/A	53.9%	58.9%	57.5%
% of FP17s for the same patient ID Re-attending between 3 & 9 months - Adults	53	301	17.6%	44.9%	52.5%	50.4%
% of FP17s for Band 1 Urgent Courses	52	269	19.3%	11.6%	9.3%	9.1%
% of FP17s Relating to Free Repair or Replacements	0	269	0.0%	1.0%	1.0%	0.8%
% of FP17s Relating to Continuations	0	269	0.0%	1.4%	1.5%	1.3%
% of Patients satisfied with the dentistry they have received	0	0	N/A	93.9%	93.1%	92.7%
% of Patients satisfied with the time they had to wait for an appointment	0	0	N/A	89.2%	89.8%	88.8%

\* This is based on patients treated on this contract for their most recent course of treatment. Figures in italics indicate the base number of FP17s or Patient Questionnaire responses are less than 100. N/A is shown where the base number of responses is less than 10 during the period. % is calculated as Quantity/Base number\*100

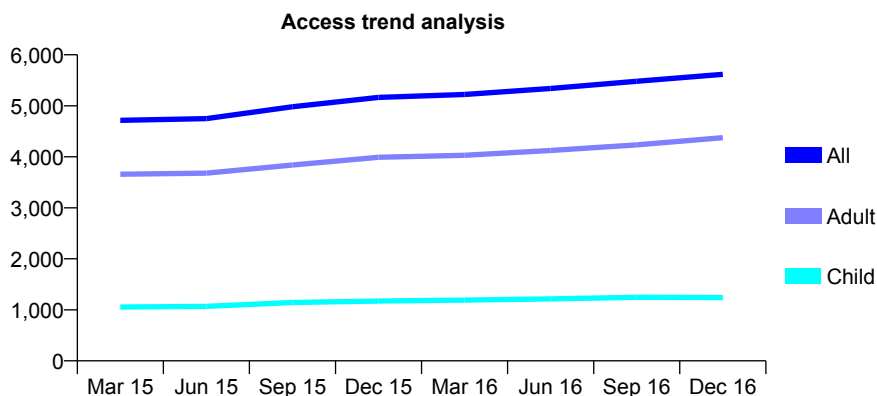
## Q48 - Vital Signs At a Glance Contract Report for 193003/0001 - December 2016

Name or company name	Aintree Dental Practice
Contract type name	GDS Contract
Purpose of contract	General
Contract start date	01/06/2009
Contract end date	

16/17 Contracted general activity (UDA)	20,439
Carry forward general activity (UDA)	-564
16/17 Contracted orthodontic activity (UOA)	0
Carry forward orthodontic activity (UOA)	0
Baseline contract value	£521,391.06

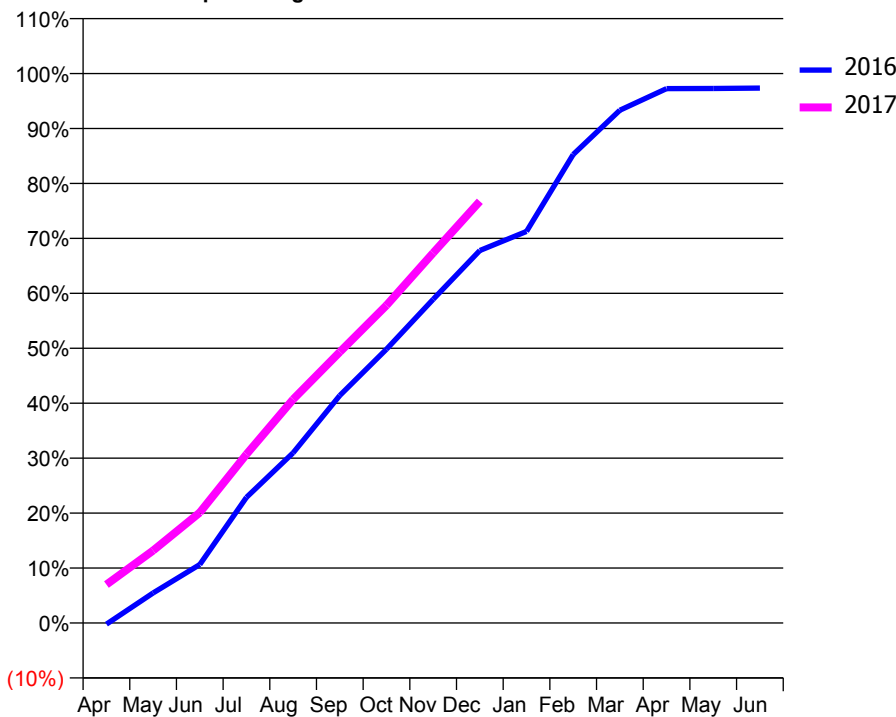
### ACCESS\*

Patients seen in 24 months	Total	Change since previous quarter
Quarter ending December 2015	5,164	
Quarter ending March 2016	5,223	→
Quarter ending June 2016	5,339	↑
Quarter ending September 2016	5,480	↑
Quarter ending December 2016	5,617	↑
<b>Variance since December 2015</b>	<b>8.8%</b>	<b>↑</b>



### ACTIVITY

Cumulative percentage of contracted UDA delivered 2016 & 2017



Month	Adjusted Scheduled Activity (UDA)	
	2016	2017
April	-47	1,432
May	1,120	2,698
June	2,176	4,112
July	4,675	6,274
August	6,331	8,320
September	8,463	10,083
October	10,188	11,816
November	12,039	13,766
December	13,855	15,685
January	14,567	
February	17,429	
March	19,074	
April	19,877	
May	19,881	
June	19,895	

### QUALITY

	Quantity	Base Number	Contract	AT	Region	England
% of FP17s for the same patient ID Re-attending within 3 months - Children	168	1,501	11.2%	12.5%	13.4%	12.4%
% of FP17s for the same patient ID Re-attending within 3 months - Adults	567	4,096	13.8%	17.6%	17.3%	16.6%
% of FP17s for the same patient ID Re-attending between 3 & 9 months - Children	811	1,501	54.0%	53.9%	58.9%	57.5%
% of FP17s for the same patient ID Re-attending between 3 & 9 months - Adults	1,692	4,096	41.3%	44.9%	52.5%	50.4%
% of FP17s for Band 1 Urgent Courses	408	5,311	7.7%	11.6%	9.3%	9.1%
% of FP17s Relating to Free Repair or Replacements	23	5,311	0.4%	1.0%	1.0%	0.8%
% of FP17s Relating to Continuations	102	5,311	1.9%	1.4%	1.5%	1.3%
% of Patients satisfied with the dentistry they have received	10	12	83.3%	93.9%	93.1%	92.7%
% of Patients satisfied with the time they had to wait for an appointment	8	12	66.7%	89.2%	89.8%	88.8%

\* This is based on patients treated on this contract for their most recent course of treatment. Figures in italics indicate the base number of FP17s or Patient Questionnaire responses are less than 100. N/A is shown where the base number of responses is less than 10 during the period. % is calculated as Quantity/Base number\*100

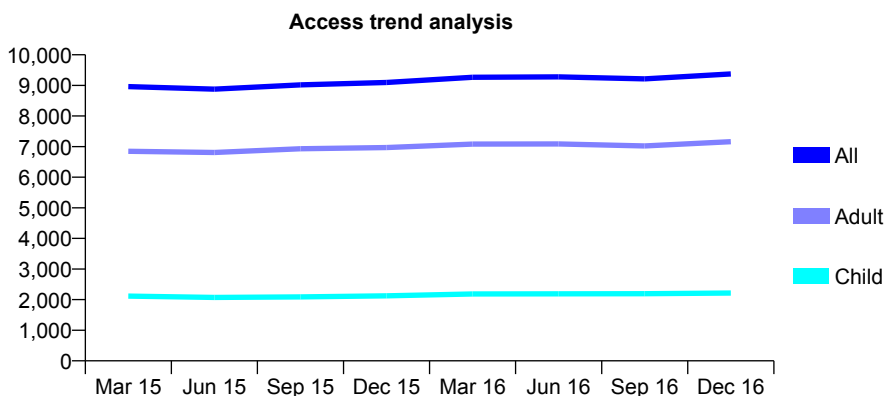
## Q48 - Vital Signs At a Glance Contract Report for 195294/0001 - December 2016

Name or company name	Deacon Dental Ltd
Contract type name	GDS Contract
Purpose of contract	General
Contract start date	01/04/2009
Contract end date	

16/17 Contracted general activity (UDA)	33,226
Carry forward general activity (UDA)	-54
16/17 Contracted orthodontic activity (UOA)	0
Carry forward orthodontic activity (UOA)	0
Baseline contract value	£935,453.70

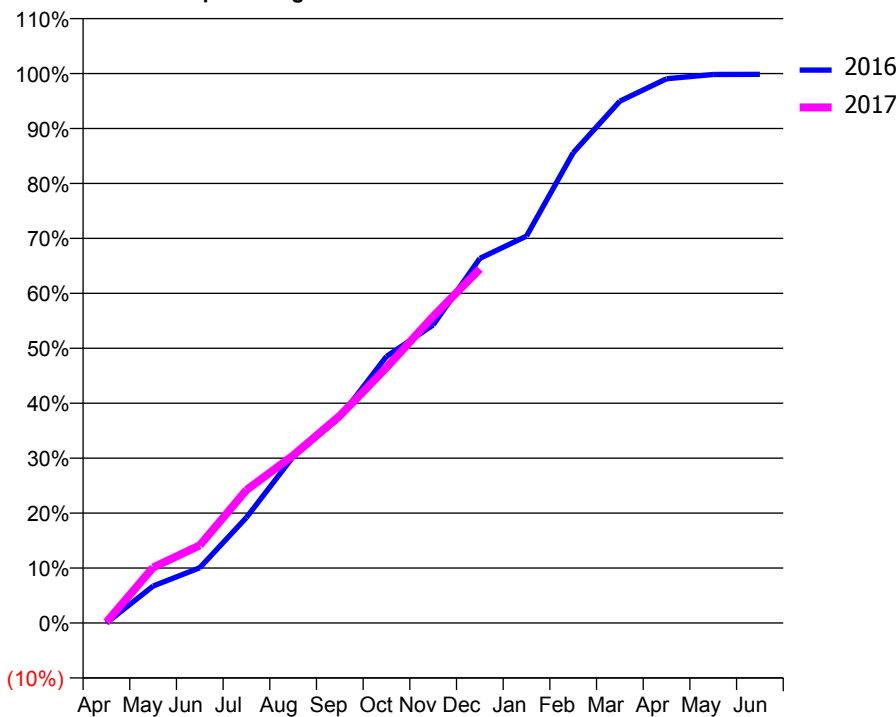
### ACCESS\*

Patients seen in 24 months	Total	Change since previous quarter
Quarter ending December 2015	9,096	
Quarter ending March 2016	9,267	→
Quarter ending June 2016	9,277	→
Quarter ending September 2016	9,215	→
Quarter ending December 2016	9,375	→
<b>Variance since December 2015</b>	<b>3.1%</b>	<b>↑</b>



### ACTIVITY

Cumulative percentage of contracted UDA delivered 2016 & 2017



Month	Adjusted Scheduled Activity (UDA)	
	2016	2017
April	3	54
May	2,241	3,355
June	3,344	4,696
July	6,382	8,044
August	10,058	10,130
September	12,434	12,537
October	16,119	15,447
November	18,028	18,539
December	22,050	21,402
January	23,398	
February	28,436	
March	31,552	
April	32,912	
May	33,169	
June	33,172	

### QUALITY

	Quantity	Base Number	Contract	AT	Region	England
% of FP17s for the same patient ID Re-attending within 3 months - Children	439	3,070	14.3%	12.5%	13.4%	12.4%
% of FP17s for the same patient ID Re-attending within 3 months - Adults	1,192	6,579	18.1%	17.6%	17.3%	16.6%
% of FP17s for the same patient ID Re-attending between 3 & 9 months - Children	1,887	3,070	61.5%	53.9%	58.9%	57.5%
% of FP17s for the same patient ID Re-attending between 3 & 9 months - Adults	3,046	6,579	46.3%	44.9%	52.5%	50.4%
% of FP17s for Band 1 Urgent Courses	776	8,980	8.6%	11.6%	9.3%	9.1%
% of FP17s Relating to Free Repair or Replacements	55	8,980	0.6%	1.0%	1.0%	0.8%
% of FP17s Relating to Continuations	172	8,980	1.9%	1.4%	1.5%	1.3%
% of Patients satisfied with the dentistry they have received	18	18	100.0%	93.9%	93.1%	92.7%
% of Patients satisfied with the time they had to wait for an appointment	17	18	94.4%	89.2%	89.8%	88.8%

\* This is based on patients treated on this contract for their most recent course of treatment. Figures in italics indicate the base number of FP17s or Patient Questionnaire responses are less than 100. N/A is shown where the base number of responses is less than 10 during the period. % is calculated as Quantity/Base number\*100

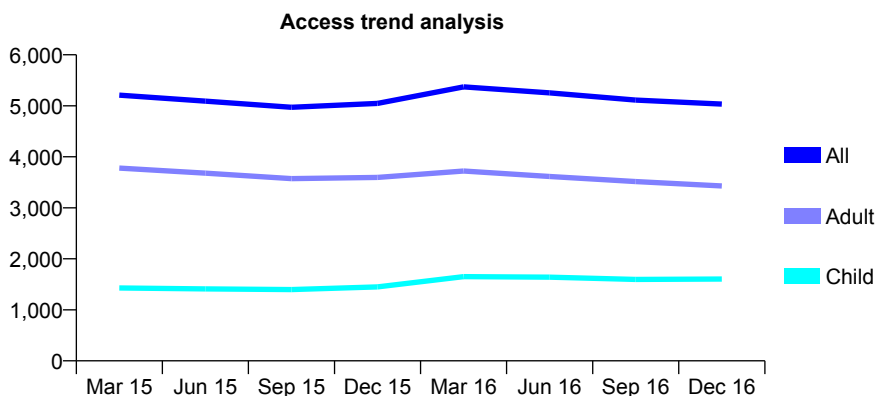
## Q48 - Vital Signs At a Glance Contract Report for 197246/0001 - December 2016

Name or company name	Bennett and McGinty
Contract type name	GDS Contract
Purpose of contract	General
Contract start date	01/04/2009
Contract end date	

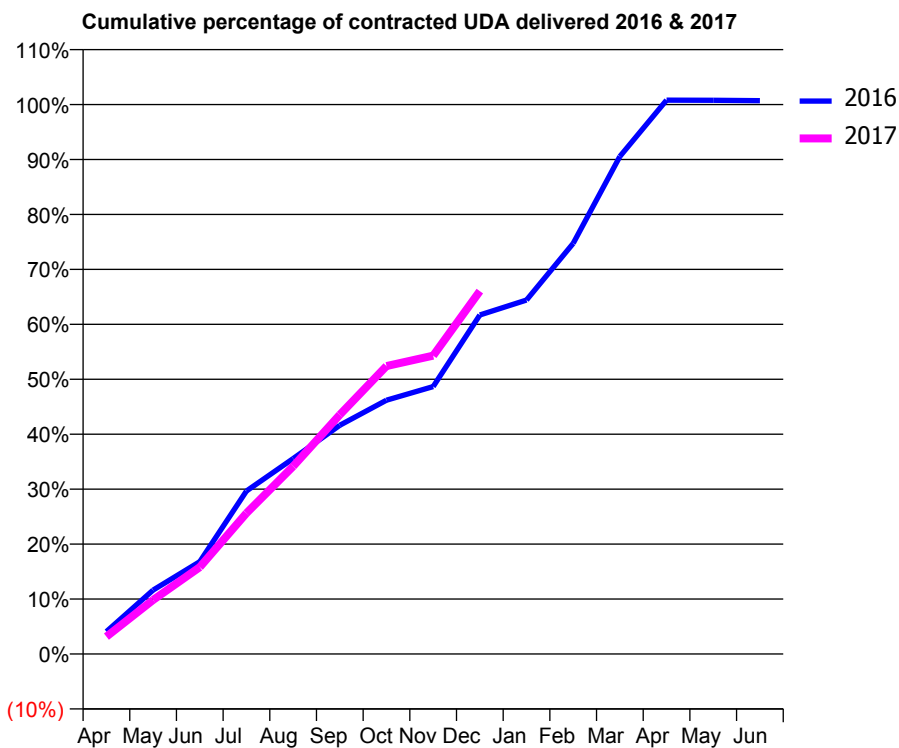
16/17 Contracted general activity (UDA)	15,282
Carry forward general activity (UDA)	0
16/17 Contracted orthodontic activity (UOA)	0
Carry forward orthodontic activity (UOA)	0
Baseline contract value	£389,846.54

### ACCESS\*

Patients seen in 24 months	Total	Change since previous quarter
Quarter ending December 2015	5,046	
Quarter ending March 2016	5,371	↑
Quarter ending June 2016	5,254	↓
Quarter ending September 2016	5,113	↓
Quarter ending December 2016	5,033	↓
<b>Variance since December 2015</b>	<b>(0.3%)</b>	→



### ACTIVITY



Month	Adjusted Scheduled Activity (UDA)	
	2016	2017
April	625	485
May	1,778	1,504
June	2,568	2,415
July	4,533	3,918
August	5,436	5,220
September	6,360	6,654
October	7,059	8,007
November	7,438	8,298
December	9,429	10,093
January	9,844	
February	11,419	
March	13,838	
April	15,403	
May	15,401	
June	15,388	

### QUALITY

	Quantity	Base Number	Contract	AT	Region	England
% of FP17s for the same patient ID Re-attending within 3 months - Children	160	1,730	9.2%	12.5%	13.4%	12.4%
% of FP17s for the same patient ID Re-attending within 3 months - Adults	737	3,455	21.3%	17.6%	17.3%	16.6%
% of FP17s for the same patient ID Re-attending between 3 & 9 months - Children	726	1,730	42.0%	53.9%	58.9%	57.5%
% of FP17s for the same patient ID Re-attending between 3 & 9 months - Adults	1,173	3,455	34.0%	44.9%	52.5%	50.4%
% of FP17s for Band 1 Urgent Courses	622	4,428	14.0%	11.6%	9.3%	9.1%
% of FP17s Relating to Free Repair or Replacements	81	4,428	1.8%	1.0%	1.0%	0.8%
% of FP17s Relating to Continuations	17	4,428	0.4%	1.4%	1.5%	1.3%
% of Patients satisfied with the dentistry they have received	7	8	N/A	93.9%	93.1%	92.7%
% of Patients satisfied with the time they had to wait for an appointment	6	8	N/A	89.2%	89.8%	88.8%

\* This is based on patients treated on this contract for their most recent course of treatment. Figures in italics indicate the base number of FP17s or Patient Questionnaire responses are less than 100. N/A is shown where the base number of responses is less than 10 during the period. % is calculated as Quantity/Base number\*100

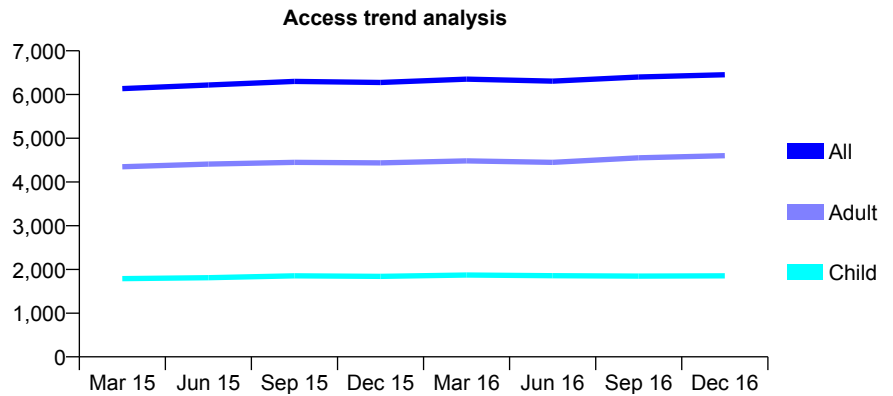
## Q48 - Vital Signs At a Glance Contract Report for 197289/0001 - December 2016

Name or company name	PJ Beard & Associates Ltd
Contract type name	GDS Contract
Purpose of contract	General
Contract start date	01/09/2011
Contract end date	

16/17 Contracted general activity (UDA)	19,288
Carry forward general activity (UDA)	0
16/17 Contracted orthodontic activity (UOA)	0
Carry forward orthodontic activity (UOA)	0
Baseline contract value	£454,855.80

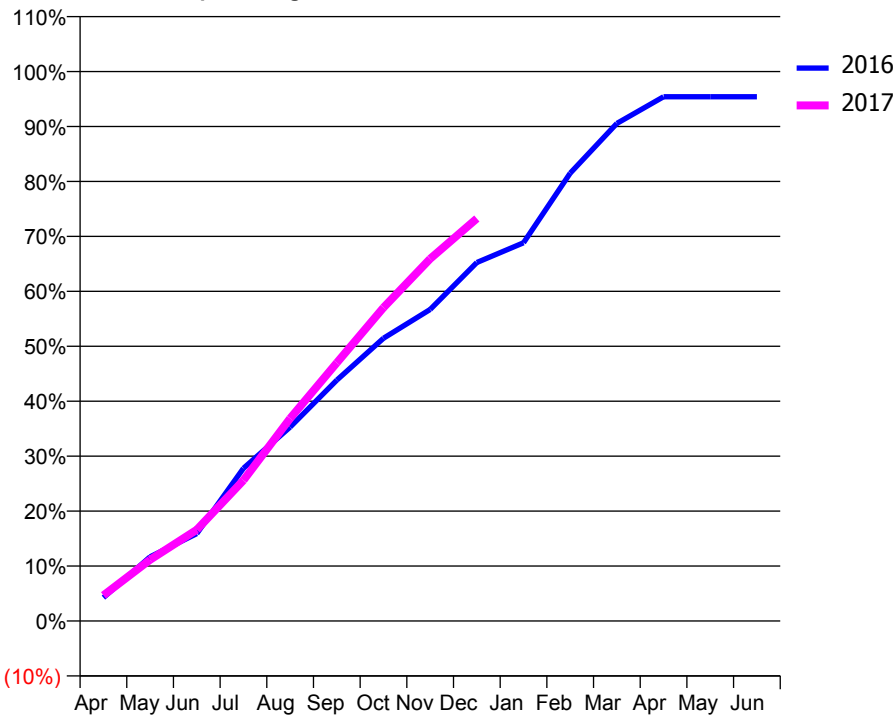
### ACCESS\*

Patients seen in 24 months	Total	Change since previous quarter
Quarter ending December 2015	6,277	
Quarter ending March 2016	6,352	→
Quarter ending June 2016	6,307	→
Quarter ending September 2016	6,400	→
Quarter ending December 2016	6,454	→
<b>Variance since December 2015</b>	<b>2.8%</b>	<b>↑</b>



### ACTIVITY

Cumulative percentage of contracted UDA delivered 2016 & 2017



Month	Adjusted Scheduled Activity (UDA)	
	2016	2017
April	823	903
May	2,253	2,153
June	3,067	3,203
July	5,360	4,942
August	6,810	7,114
September	8,455	9,066
October	9,927	11,004
November	10,936	12,717
December	12,584	14,129
January	13,277	
February	15,720	
March	17,464	
April	18,401	
May	18,401	
June	18,402	

### QUALITY

	Quantity	Base Number	Contract	AT	Region	England
% of FP17s for the same patient ID Re-attending within 3 months - Children	170	2,256	7.5%	12.5%	13.4%	12.4%
% of FP17s for the same patient ID Re-attending within 3 months - Adults	703	4,521	15.5%	17.6%	17.3%	16.6%
% of FP17s for the same patient ID Re-attending between 3 & 9 months - Children	1,535	2,256	68.0%	53.9%	58.9%	57.5%
% of FP17s for the same patient ID Re-attending between 3 & 9 months - Adults	2,029	4,521	44.9%	44.9%	52.5%	50.4%
% of FP17s for Band 1 Urgent Courses	610	6,395	9.5%	11.6%	9.3%	9.1%
% of FP17s Relating to Free Repair or Replacements	60	6,395	0.9%	1.0%	1.0%	0.8%
% of FP17s Relating to Continuations	108	6,395	1.7%	1.4%	1.5%	1.3%
% of Patients satisfied with the dentistry they have received	16	17	94.1%	93.9%	93.1%	92.7%
% of Patients satisfied with the time they had to wait for an appointment	14	17	82.4%	89.2%	89.8%	88.8%

\* This is based on patients treated on this contract for their most recent course of treatment. Figures in italics indicate the base number of FP17s or Patient Questionnaire responses are less than 100. N/A is shown where the base number of responses is less than 10 during the period. % is calculated as Quantity/Base number\*100

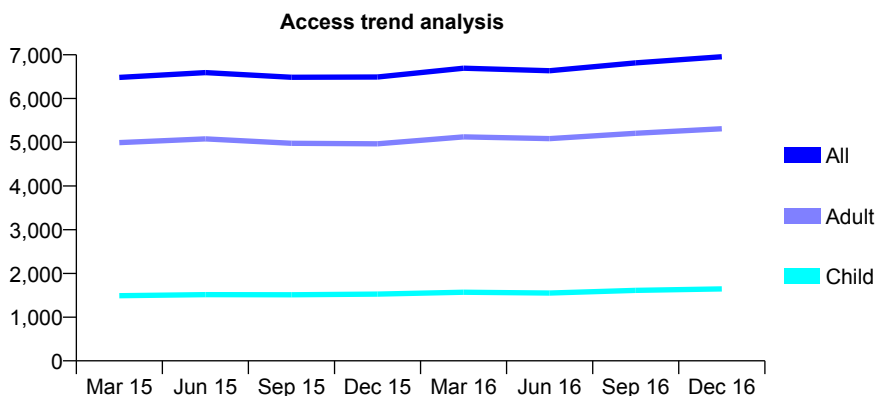
## Q48 - Vital Signs At a Glance Contract Report for 198633/0002 - December 2016

Name or company name	Mr O Butt & Mrs S Alam
Contract type name	GDS Contract
Purpose of contract	General
Contract start date	01/04/2008
Contract end date	

16/17 Contracted general activity (UDA)	22,345
Carry forward general activity (UDA)	0
16/17 Contracted orthodontic activity (UOA)	0
Carry forward orthodontic activity (UOA)	0
Baseline contract value	£570,024.93

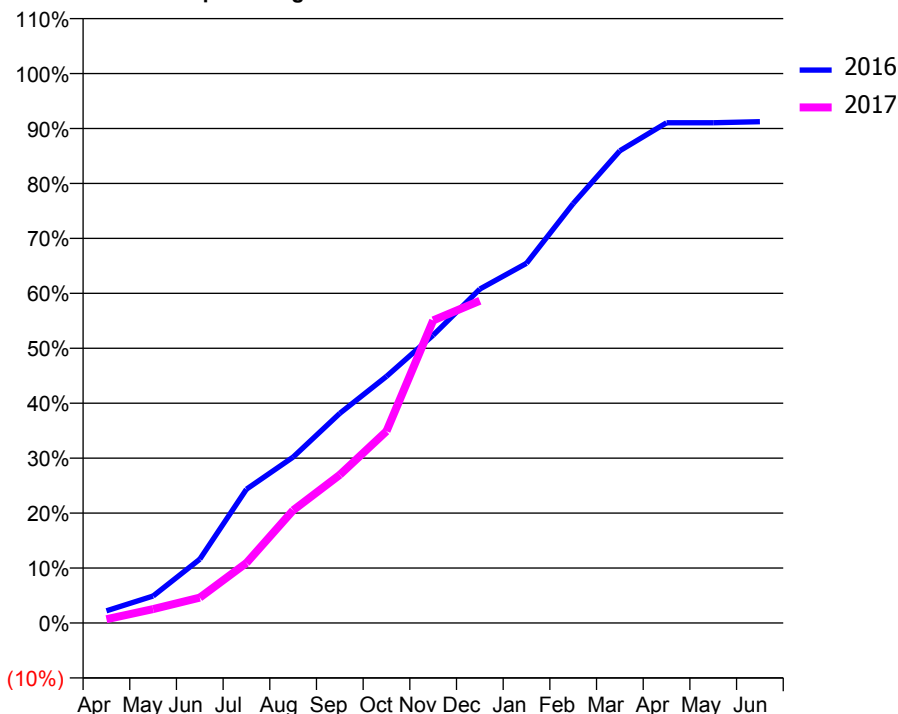
### ACCESS\*

Patients seen in 24 months	Total	Change since previous quarter
Quarter ending December 2015	6,491	
Quarter ending March 2016	6,692	↑
Quarter ending June 2016	6,634	→
Quarter ending September 2016	6,816	↑
Quarter ending December 2016	6,957	↑
<b>Variance since December 2015</b>	<b>7.2%</b>	<b>↑</b>



### ACTIVITY

Cumulative percentage of contracted UDA delivered 2016 & 2017



Month	Adjusted Scheduled Activity (UDA)	
	2016	2017
April	498	153
May	1,098	567
June	2,592	1,033
July	5,441	2,444
August	6,746	4,583
September	8,527	6,029
October	10,030	7,799
November	11,705	12,309
December	13,582	13,104
January	14,628	
February	17,057	
March	19,205	
April	20,340	
May	20,345	
June	20,385	

### QUALITY

	Quantity	Base Number	Contract	AT	Region	England
% of FP17s for the same patient ID Re-attending within 3 months - Children	131	1,676	7.8%	12.5%	13.4%	12.4%
% of FP17s for the same patient ID Re-attending within 3 months - Adults	733	5,156	14.2%	17.6%	17.3%	16.6%
% of FP17s for the same patient ID Re-attending between 3 & 9 months - Children	1,011	1,676	60.3%	53.9%	58.9%	57.5%
% of FP17s for the same patient ID Re-attending between 3 & 9 months - Adults	2,698	5,156	52.3%	44.9%	52.5%	50.4%
% of FP17s for Band 1 Urgent Courses	494	6,299	7.8%	11.6%	9.3%	9.1%
% of FP17s Relating to Free Repair or Replacements	55	6,299	0.9%	1.0%	1.0%	0.8%
% of FP17s Relating to Continuations	53	6,299	0.8%	1.4%	1.5%	1.3%
% of Patients satisfied with the dentistry they have received	42	42	100.0%	93.9%	93.1%	92.7%
% of Patients satisfied with the time they had to wait for an appointment	37	42	88.1%	89.2%	89.8%	88.8%

\* This is based on patients treated on this contract for their most recent course of treatment. Figures in italics indicate the base number of FP17s or Patient Questionnaire responses are less than 100. N/A is shown where the base number of responses is less than 10 during the period. % is calculated as Quantity/Base number\*100



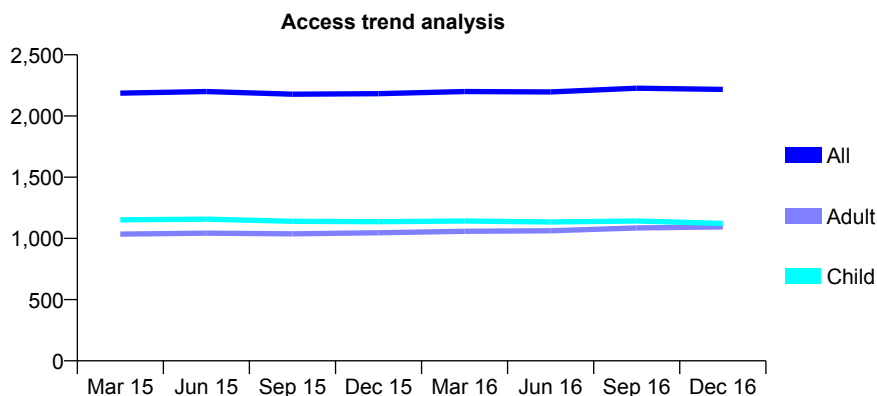
## Q48 - Vital Signs At a Glance Contract Report for 199354/0001 - December 2016

Name or company name	Aigburth Dental Practice
Contract type name	GDS Contract
Purpose of contract	General
Contract start date	01/06/2012
Contract end date	

16/17 Contracted general activity (UDA)	6,357
Carry forward general activity (UDA)	0
16/17 Contracted orthodontic activity (UOA)	0
Carry forward orthodontic activity (UOA)	0
Baseline contract value	£219,897.55

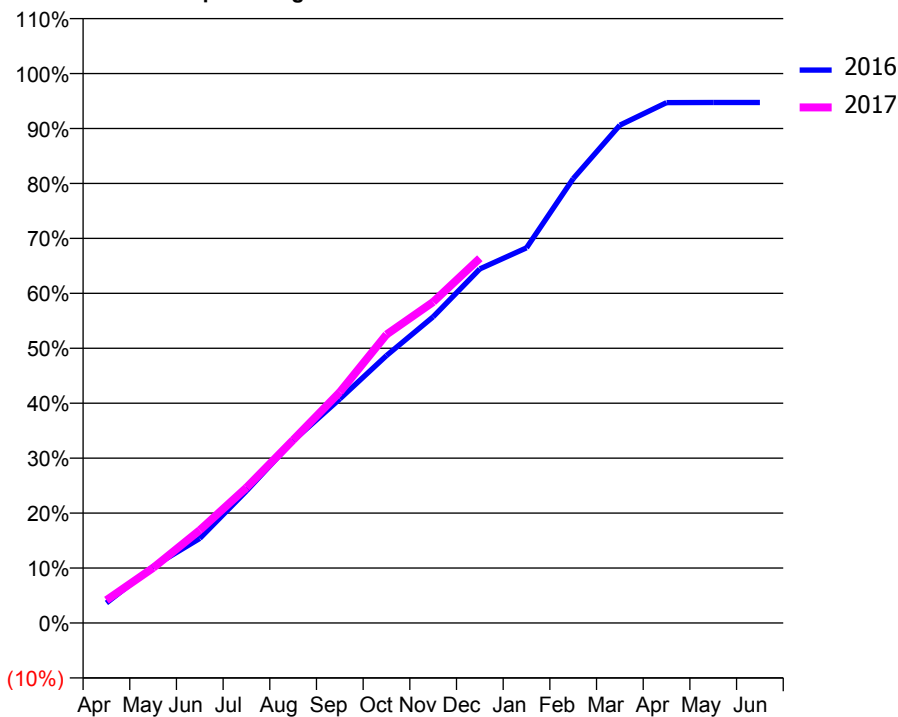
### ACCESS\*

Patients seen in 24 months	Total	Change since previous quarter
Quarter ending December 2015	2,183	
Quarter ending March 2016	2,200	→
Quarter ending June 2016	2,197	→
Quarter ending September 2016	2,227	→
Quarter ending December 2016	2,217	→
<b>Variance since December 2015</b>	<b>1.6%</b>	<b>→</b>



### ACTIVITY

Cumulative percentage of contracted UDA delivered 2016 & 2017



Month	Adjusted Scheduled Activity (UDA)	
	2016	2017
April	233	264
May	653	637
June	979	1,075
July	1,528	1,566
August	2,109	2,117
September	2,593	2,672
October	3,094	3,338
November	3,543	3,714
December	4,096	4,219
January	4,340	
February	5,142	
March	5,760	
April	6,021	
May	6,022	
June	6,022	

### QUALITY

	Quantity	Base Number	Contract	AT	Region	England
% of FP17s for the same patient ID Re-attending within 3 months - Children	122	1,269	9.6%	12.5%	13.4%	12.4%
% of FP17s for the same patient ID Re-attending within 3 months - Adults	139	923	15.1%	17.6%	17.3%	16.6%
% of FP17s for the same patient ID Re-attending between 3 & 9 months - Children	716	1,269	56.4%	53.9%	58.9%	57.5%
% of FP17s for the same patient ID Re-attending between 3 & 9 months - Adults	396	923	42.9%	44.9%	52.5%	50.4%
% of FP17s for Band 1 Urgent Courses	162	2,057	7.9%	11.6%	9.3%	9.1%
% of FP17s Relating to Free Repair or Replacements	4	2,057	0.2%	1.0%	1.0%	0.8%
% of FP17s Relating to Continuations	35	2,057	1.7%	1.4%	1.5%	1.3%
% of Patients satisfied with the dentistry they have received	3	4	N/A	93.9%	93.1%	92.7%
% of Patients satisfied with the time they had to wait for an appointment	4	4	N/A	89.2%	89.8%	88.8%

\* This is based on patients treated on this contract for their most recent course of treatment. Figures in italics indicate the base number of FP17s or Patient Questionnaire responses are less than 100. N/A is shown where the base number of responses is less than 10 during the period. % is calculated as Quantity/Base number\*100

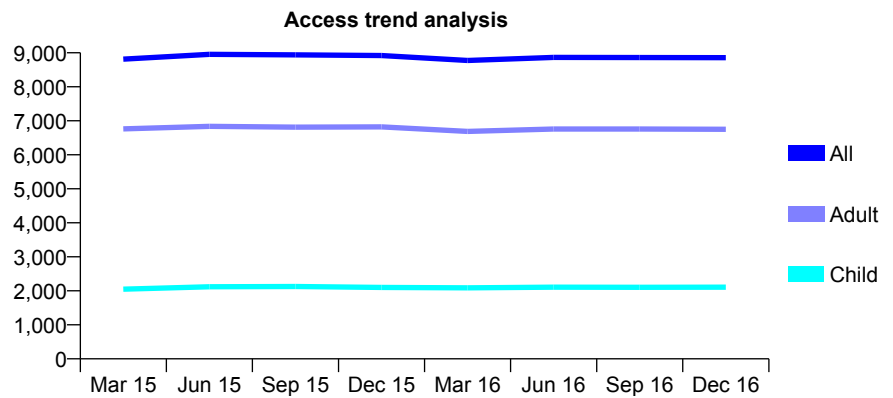
## Q48 - Vital Signs At a Glance Contract Report for 199605/0001 - December 2016

Name or company name	Chantastic Limited
Contract type name	GDS Contract
Purpose of contract	General
Contract start date	01/04/2011
Contract end date	

16/17 Contracted general activity (UDA)	35,375
Carry forward general activity (UDA)	0
16/17 Contracted orthodontic activity (UOA)	0
Carry forward orthodontic activity (UOA)	0
Baseline contract value	£1,130,069.31

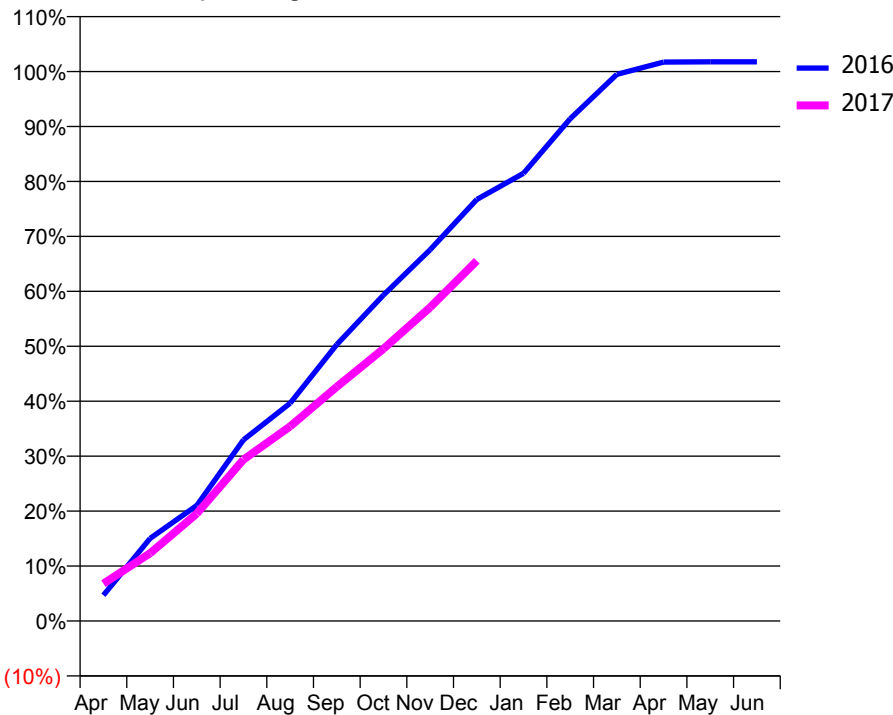
### ACCESS\*

Patients seen in 24 months	Total	Change since previous quarter
Quarter ending December 2015	8,921	
Quarter ending March 2016	8,776	↓
Quarter ending June 2016	8,866	→
Quarter ending September 2016	8,859	→
Quarter ending December 2016	8,857	→
<b>Variance since December 2015</b>	<b>(0.7%)</b>	→



### ACTIVITY

Cumulative percentage of contracted UDA delivered 2016 & 2017



Month	Adjusted Scheduled Activity (UDA)	
	2016	2017
April	1,659	2,411
May	5,315	4,365
June	7,439	6,912
July	11,661	10,389
August	14,024	12,532
September	17,801	15,079
October	20,987	17,523
November	23,906	20,196
December	27,140	23,187
January	28,823	
February	32,329	
March	35,192	
April	35,986	
May	35,995	
June	35,998	

### QUALITY

	Quantity	Base Number	Contract	AT	Region	England
% of FP17s for the same patient ID Re-attending within 3 months - Children	252	2,435	10.3%	12.5%	13.4%	12.4%
% of FP17s for the same patient ID Re-attending within 3 months - Adults	1,113	6,711	16.6%	17.6%	17.3%	16.6%
% of FP17s for the same patient ID Re-attending between 3 & 9 months - Children	1,362	2,435	55.9%	53.9%	58.9%	57.5%
% of FP17s for the same patient ID Re-attending between 3 & 9 months - Adults	3,144	6,711	46.8%	44.9%	52.5%	50.4%
% of FP17s for Band 1 Urgent Courses	818	8,677	9.4%	11.6%	9.3%	9.1%
% of FP17s Relating to Free Repair or Replacements	137	8,677	1.6%	1.0%	1.0%	0.8%
% of FP17s Relating to Continuations	68	8,677	0.8%	1.4%	1.5%	1.3%
% of Patients satisfied with the dentistry they have received	24	28	85.7%	93.9%	93.1%	92.7%
% of Patients satisfied with the time they had to wait for an appointment	25	28	89.3%	89.2%	89.8%	88.8%

\* This is based on patients treated on this contract for their most recent course of treatment. Figures in italics indicate the base number of FP17s or Patient Questionnaire responses are less than 100. N/A is shown where the base number of responses is less than 10 during the period. % is calculated as Quantity/Base number\*100

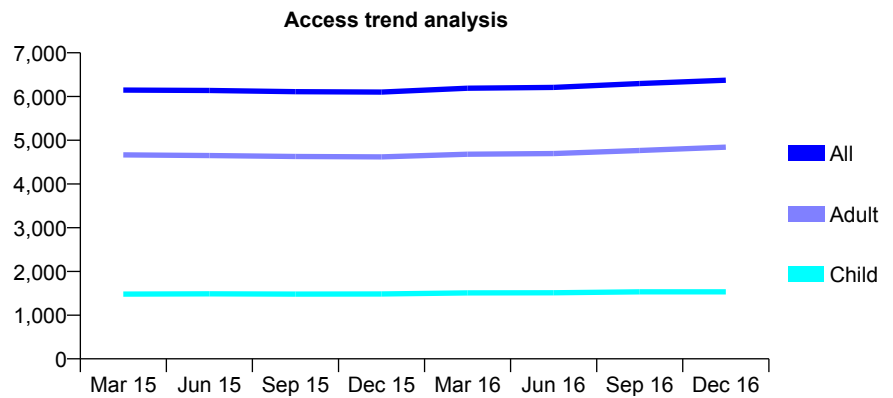
## Q48 - Vital Signs At a Glance Contract Report for 199796/0001 - December 2016

Name or company name	Stanley Villas Ltd
Contract type name	GDS Contract
Purpose of contract	General
Contract start date	01/04/2009
Contract end date	

16/17 Contracted general activity (UDA)	22,074
Carry forward general activity (UDA)	134
16/17 Contracted orthodontic activity (UOA)	0
Carry forward orthodontic activity (UOA)	0
Baseline contract value	£637,792.74

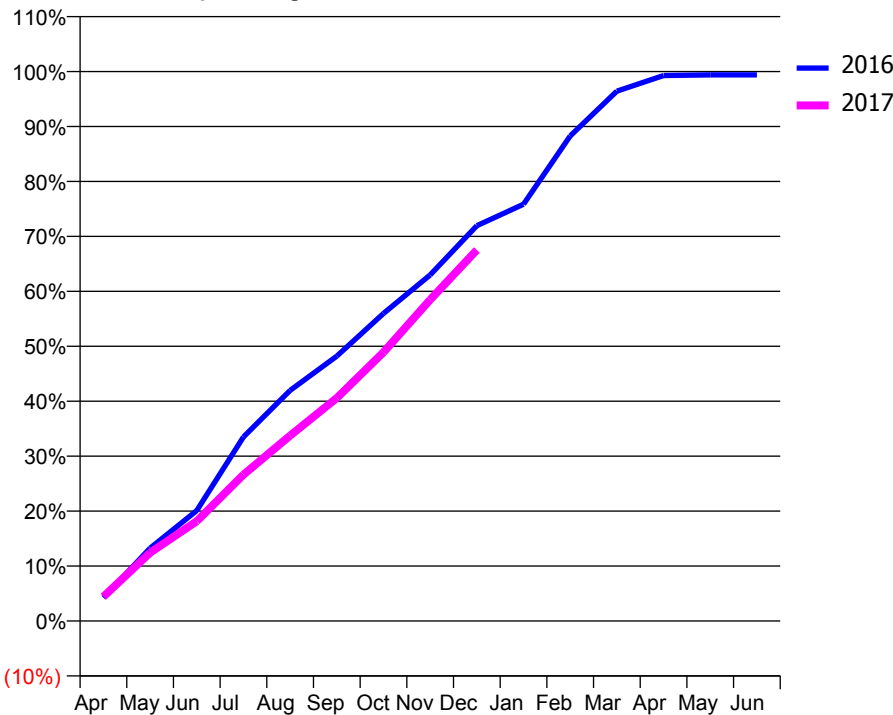
### ACCESS\*

Patients seen in 24 months	Total	Change since previous quarter
Quarter ending December 2015	6,103	
Quarter ending March 2016	6,189	→
Quarter ending June 2016	6,208	→
Quarter ending September 2016	6,297	→
Quarter ending December 2016	6,373	→
<b>Variance since December 2015</b>	<b>4.4%</b>	<b>↑</b>



### ACTIVITY

Cumulative percentage of contracted UDA delivered 2016 & 2017



Month	Adjusted Scheduled Activity (UDA)	
	2016	2017
April	937	975
May	2,926	2,748
June	4,436	4,011
July	7,393	5,881
August	9,264	7,451
September	10,638	8,957
October	12,357	10,796
November	13,904	12,905
December	15,879	14,904
January	16,741	
February	19,486	
March	21,284	
April	21,909	
May	21,940	
June	21,940	

### QUALITY

	Quantity	Base Number	Contract	AT	Region	England
% of FP17s for the same patient ID Re-attending within 3 months - Children	174	1,635	10.6%	12.5%	13.4%	12.4%
% of FP17s for the same patient ID Re-attending within 3 months - Adults	622	4,618	13.5%	17.6%	17.3%	16.6%
% of FP17s for the same patient ID Re-attending between 3 & 9 months - Children	892	1,635	54.6%	53.9%	58.9%	57.5%
% of FP17s for the same patient ID Re-attending between 3 & 9 months - Adults	2,244	4,618	48.6%	44.9%	52.5%	50.4%
% of FP17s for Band 1 Urgent Courses	430	5,963	7.2%	11.6%	9.3%	9.1%
% of FP17s Relating to Free Repair or Replacements	52	5,963	0.9%	1.0%	1.0%	0.8%
% of FP17s Relating to Continuations	159	5,963	2.7%	1.4%	1.5%	1.3%
% of Patients satisfied with the dentistry they have received	17	18	94.4%	93.9%	93.1%	92.7%
% of Patients satisfied with the time they had to wait for an appointment	17	18	94.4%	89.2%	89.8%	88.8%

\* This is based on patients treated on this contract for their most recent course of treatment. Figures in italics indicate the base number of FP17s or Patient Questionnaire responses are less than 100. N/A is shown where the base number of responses is less than 10 during the period. % is calculated as Quantity/Base number\*100

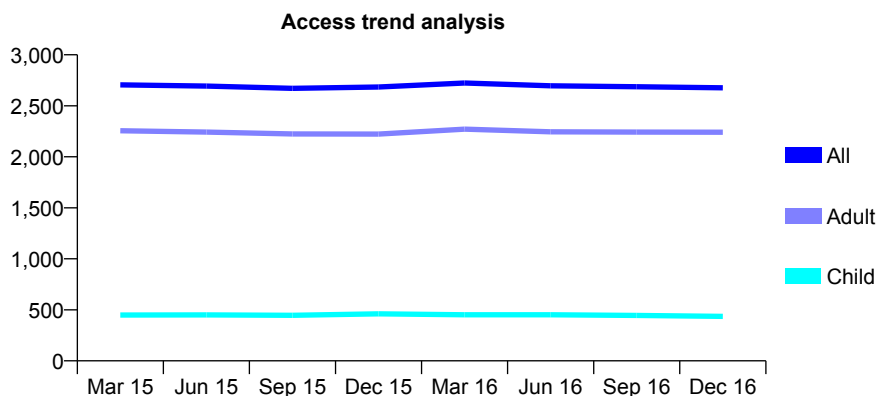
## Q48 - Vital Signs At a Glance Contract Report for 209341/0001 - December 2016

Name or company name	MR N MORONEY
Contract type name	GDS Contract
Purpose of contract	General
Contract start date	01/04/2006
Contract end date	

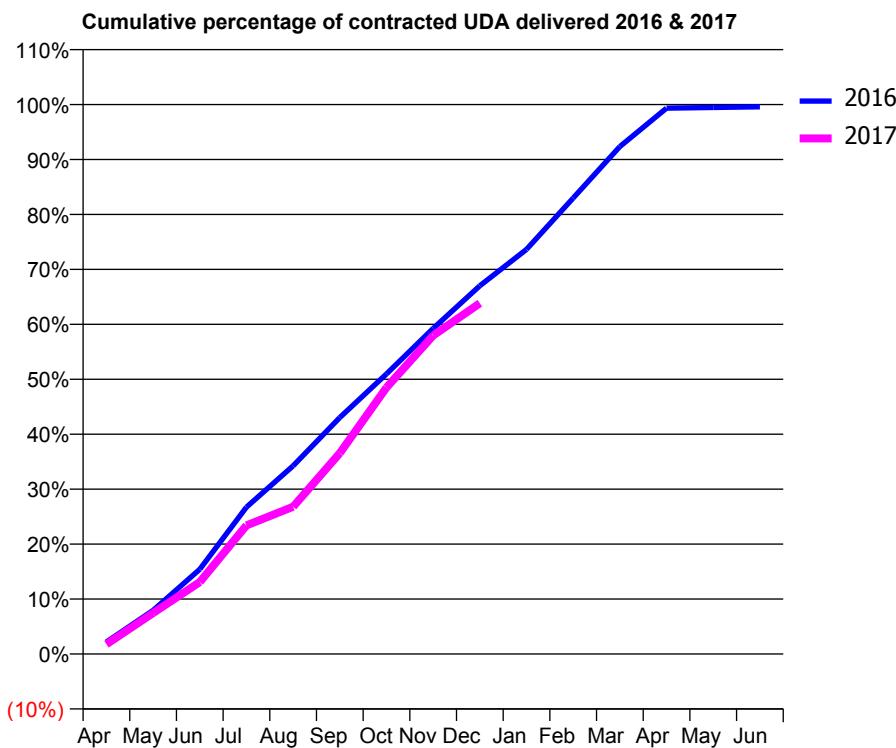
16/17 Contracted general activity (UDA)	6,253
Carry forward general activity (UDA)	27
16/17 Contracted orthodontic activity (UOA)	0
Carry forward orthodontic activity (UOA)	0
Baseline contract value	£174,024.41

### ACCESS\*

Patients seen in 24 months	Total	Change since previous quarter
Quarter ending December 2015	2,684	
Quarter ending March 2016	2,723	→
Quarter ending June 2016	2,696	→
Quarter ending September 2016	2,687	→
Quarter ending December 2016	2,677	→
<b>Variance since December 2015</b>	<b>(0.3%)</b>	→



### ACTIVITY



Month	Adjusted Scheduled Activity (UDA)	
	2016	2017
April	138	112
May	497	467
June	964	819
July	1,672	1,463
August	2,142	1,676
September	2,691	2,285
October	3,188	3,032
November	3,705	3,625
December	4,191	3,991
January	4,604	
February	5,189	
March	5,775	
April	6,211	
May	6,219	
June	6,226	

### QUALITY

	Quantity	Base Number	Contract	AT	Region	England
% of FP17s for the same patient ID Re-attending within 3 months - Children	40	389	10.3%	12.5%	13.4%	12.4%
% of FP17s for the same patient ID Re-attending within 3 months - Adults	225	1,687	13.3%	17.6%	17.3%	16.6%
% of FP17s for the same patient ID Re-attending between 3 & 9 months - Children	145	389	37.3%	53.9%	58.9%	57.5%
% of FP17s for the same patient ID Re-attending between 3 & 9 months - Adults	457	1,687	27.1%	44.9%	52.5%	50.4%
% of FP17s for Band 1 Urgent Courses	207	1,885	11.0%	11.6%	9.3%	9.1%
% of FP17s Relating to Free Repair or Replacements	10	1,885	0.5%	1.0%	1.0%	0.8%
% of FP17s Relating to Continuations	30	1,885	1.6%	1.4%	1.5%	1.3%
% of Patients satisfied with the dentistry they have received	13	13	100.0%	93.9%	93.1%	92.7%
% of Patients satisfied with the time they had to wait for an appointment	13	13	100.0%	89.2%	89.8%	88.8%

\* This is based on patients treated on this contract for their most recent course of treatment. Figures in italics indicate the base number of FP17s or Patient Questionnaire responses are less than 100. N/A is shown where the base number of responses is less than 10 during the period. % is calculated as Quantity/Base number\*100

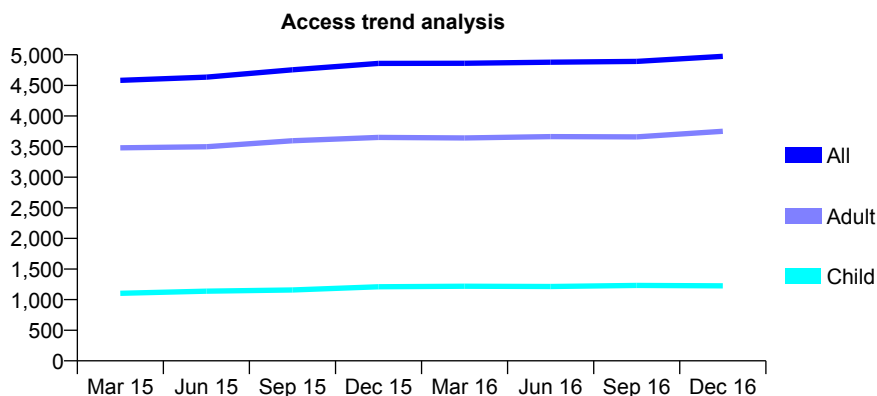
## Q48 - Vital Signs At a Glance Contract Report for 221244/0002 - December 2016

Name or company name	MR MJ FARANDOS
Contract type name	GDS Contract
Purpose of contract	General
Contract start date	01/04/2006
Contract end date	

16/17 Contracted general activity (UDA)	17,195
Carry forward general activity (UDA)	0
16/17 Contracted orthodontic activity (UOA)	0
Carry forward orthodontic activity (UOA)	0
Baseline contract value	£438,647.52

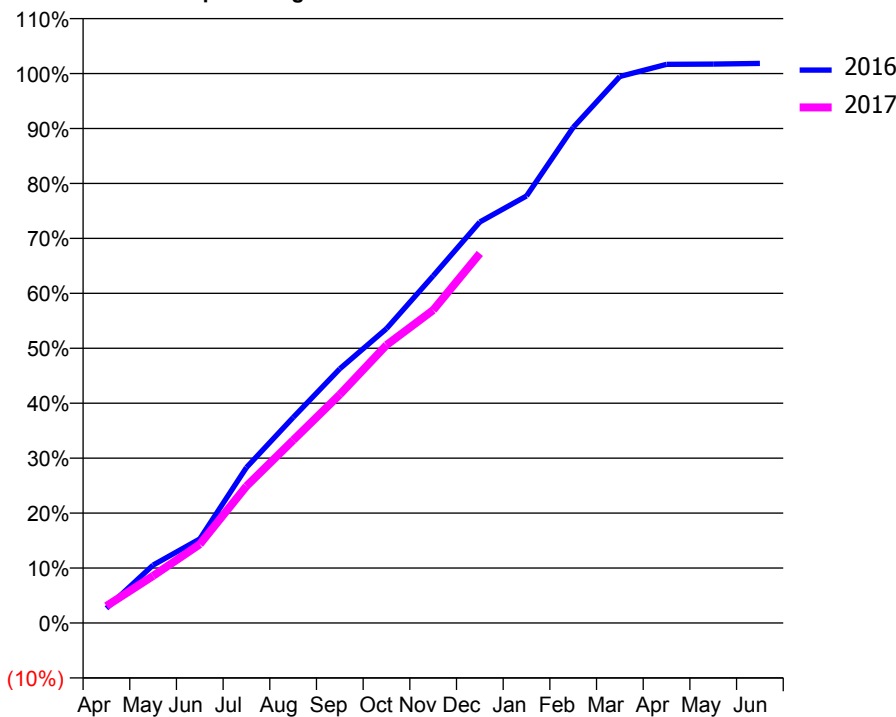
### ACCESS\*

Patients seen in 24 months	Total	Change since previous quarter
Quarter ending December 2015	4,860	
Quarter ending March 2016	4,862	→
Quarter ending June 2016	4,878	→
Quarter ending September 2016	4,892	→
Quarter ending December 2016	4,976	→
<b>Variance since December 2015</b>	<b>2.4%</b>	<b>↑</b>



### ACTIVITY

Cumulative percentage of contracted UDA delivered 2016 & 2017



Month	Adjusted Scheduled Activity (UDA)	
	2016	2017
April	461	530
May	1,812	1,474
June	2,631	2,465
July	4,869	4,283
August	6,430	5,718
September	7,953	7,151
October	9,210	8,697
November	10,864	9,793
December	12,548	11,564
January	13,363	
February	15,506	
March	17,102	
April	17,482	
May	17,489	
June	17,512	

### QUALITY

	Quantity	Base Number	Contract	AT	Region	England
% of FP17s for the same patient ID Re-attending within 3 months - Children	123	1,106	11.1%	12.5%	13.4%	12.4%
% of FP17s for the same patient ID Re-attending within 3 months - Adults	519	3,111	16.7%	17.6%	17.3%	16.6%
% of FP17s for the same patient ID Re-attending between 3 & 9 months - Children	477	1,106	43.1%	53.9%	58.9%	57.5%
% of FP17s for the same patient ID Re-attending between 3 & 9 months - Adults	1,198	3,111	38.5%	44.9%	52.5%	50.4%
% of FP17s for Band 1 Urgent Courses	315	4,007	7.9%	11.6%	9.3%	9.1%
% of FP17s Relating to Free Repair or Replacements	22	4,007	0.5%	1.0%	1.0%	0.8%
% of FP17s Relating to Continuations	38	4,007	0.9%	1.4%	1.5%	1.3%
% of Patients satisfied with the dentistry they have received	8	8	N/A	93.9%	93.1%	92.7%
% of Patients satisfied with the time they had to wait for an appointment	8	8	N/A	89.2%	89.8%	88.8%

\* This is based on patients treated on this contract for their most recent course of treatment. Figures in italics indicate the base number of FP17s or Patient Questionnaire responses are less than 100. N/A is shown where the base number of responses is less than 10 during the period. % is calculated as Quantity/Base number\*100

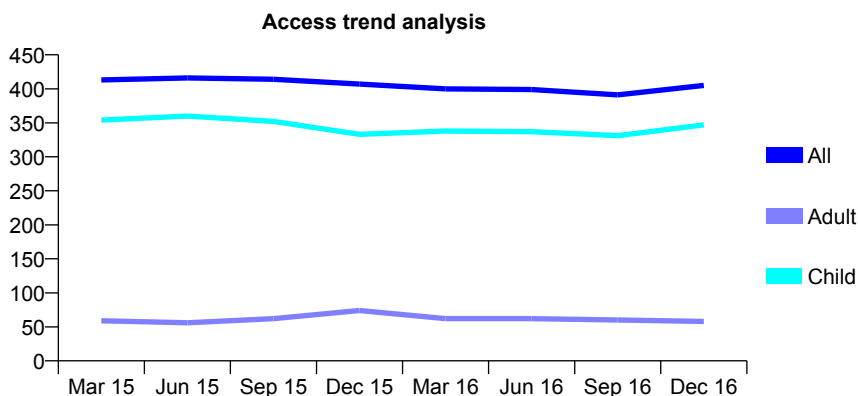
## Q48 - Vital Signs At a Glance Contract Report for 231576/0001 - December 2016

Name or company name	MR DJ GARMORY
Contract type name	GDS Contract
Purpose of contract	General
Contract start date	01/04/2006
Contract end date	

16/17 Contracted general activity (UDA)	1,300
Carry forward general activity (UDA)	0
16/17 Contracted orthodontic activity (UOA)	0
Carry forward orthodontic activity (UOA)	0
Baseline contract value	£29,722.54

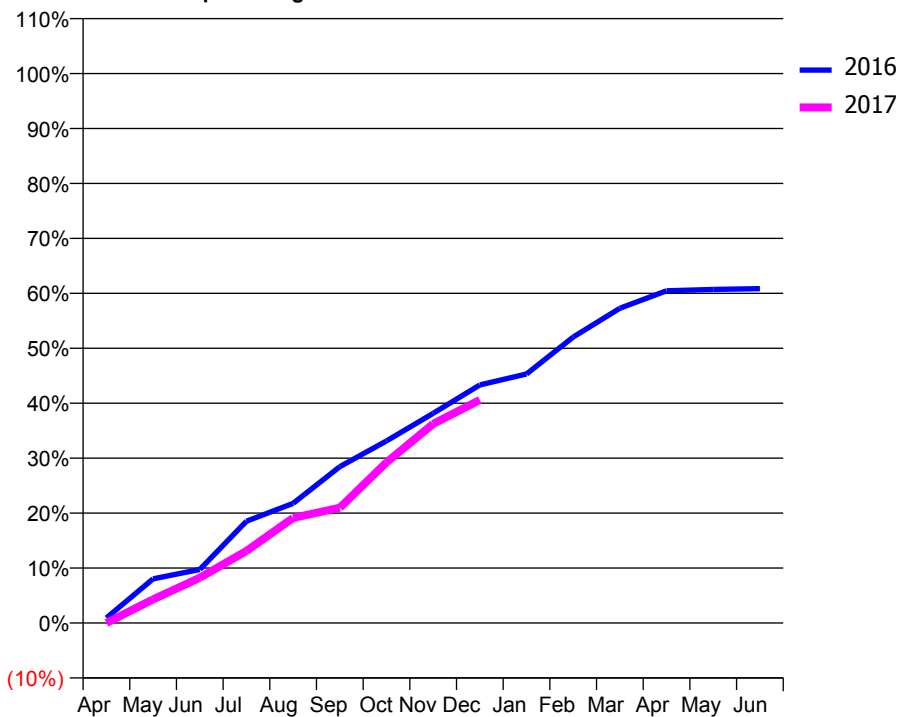
### ACCESS\*

Patients seen in 24 months	Total	Change since previous quarter
Quarter ending December 2015	407	
Quarter ending March 2016	400	↓
Quarter ending June 2016	399	→
Quarter ending September 2016	391	↓
Quarter ending December 2016	405	↑
<b>Variance since December 2015</b>	<b>(0.5%)</b>	→



### ACTIVITY

Cumulative percentage of contracted UDA delivered 2016 & 2017



Month	Adjusted Scheduled Activity (UDA)	
	2016	2017
April	12	0
May	105	56
June	127	107
July	241	171
August	283	249
September	370	273
October	431	380
November	496	471
December	563	528
January	589	
February	677	
March	745	
April	786	
May	789	
June	791	

### QUALITY

	Quantity	Base Number	Contract	AT	Region	England
% of FP17s for the same patient ID Re-attending within 3 months - Children	40	434	9.2%	12.5%	13.4%	12.4%
% of FP17s for the same patient ID Re-attending within 3 months - Adults	0	0	N/A	17.6%	17.3%	16.6%
% of FP17s for the same patient ID Re-attending between 3 & 9 months - Children	265	434	61.1%	53.9%	58.9%	57.5%
% of FP17s for the same patient ID Re-attending between 3 & 9 months - Adults	0	0	N/A	44.9%	52.5%	50.4%
% of FP17s for Band 1 Urgent Courses	8	392	2.0%	11.6%	9.3%	9.1%
% of FP17s Relating to Free Repair or Replacements	0	392	0.0%	1.0%	1.0%	0.8%
% of FP17s Relating to Continuations	0	392	0.0%	1.4%	1.5%	1.3%
% of Patients satisfied with the dentistry they have received	0	0	N/A	93.9%	93.1%	92.7%
% of Patients satisfied with the time they had to wait for an appointment	0	0	N/A	89.2%	89.8%	88.8%

\* This is based on patients treated on this contract for their most recent course of treatment. Figures in italics indicate the base number of FP17s or Patient Questionnaire responses are less than 100. N/A is shown where the base number of responses is less than 10 during the period. % is calculated as Quantity/Base number\*100

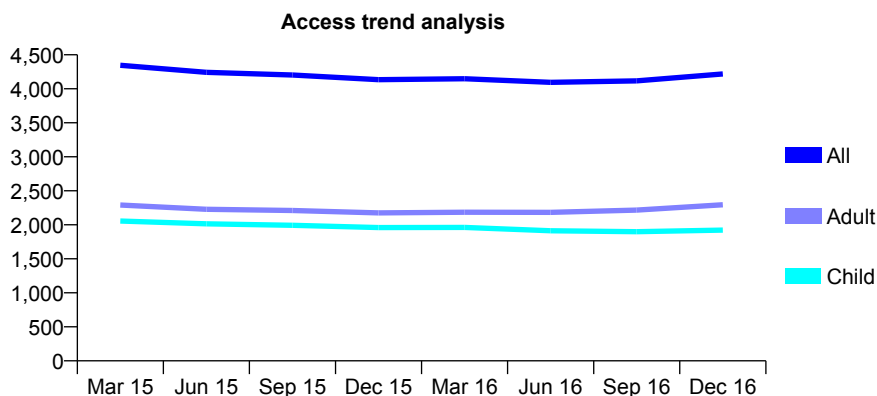
## Q48 - Vital Signs At a Glance Contract Report for 243973/0001 - December 2016

Name or company name	MR S SHARMA
Contract type name	GDS Contract
Purpose of contract	General
Contract start date	01/04/2006
Contract end date	

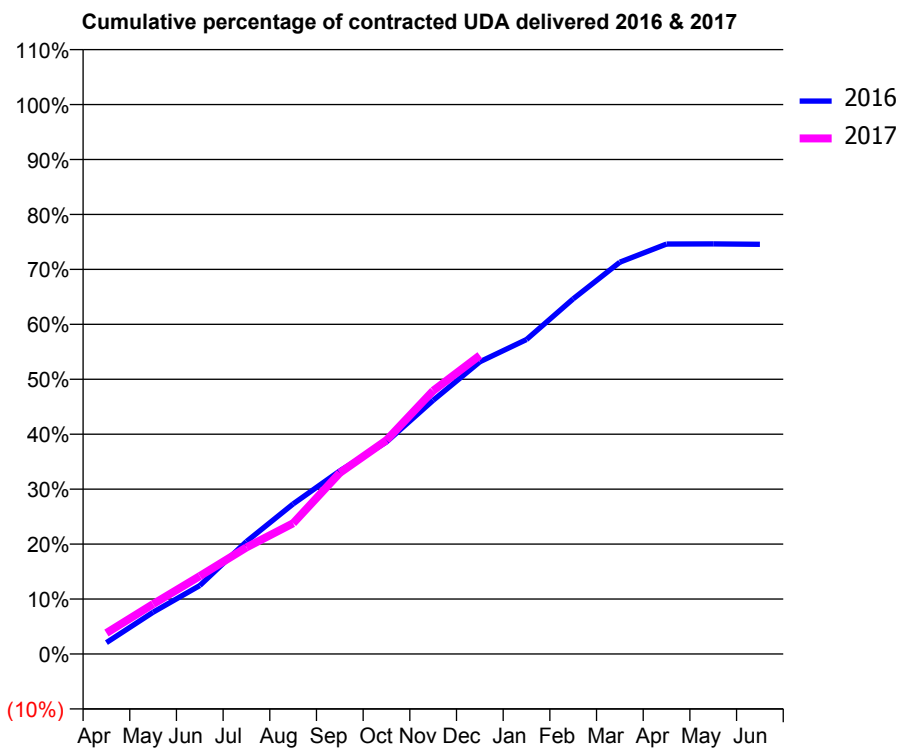
16/17 Contracted general activity (UDA)	12,950
Carry forward general activity (UDA)	0
16/17 Contracted orthodontic activity (UOA)	0
Carry forward orthodontic activity (UOA)	0
Baseline contract value	£330,356.80

### ACCESS\*

Patients seen in 24 months	Total	Change since previous quarter
Quarter ending December 2015	4,134	
Quarter ending March 2016	4,148	→
Quarter ending June 2016	4,096	↓
Quarter ending September 2016	4,116	→
Quarter ending December 2016	4,218	↑
<b>Variance since December 2015</b>	<b>2.0%</b>	<b>↑</b>



### ACTIVITY



Month	Adjusted Scheduled Activity (UDA)	
	2016	2017
April	269	495
May	984	1,176
June	1,612	1,837
July	2,652	2,514
August	3,537	3,080
September	4,318	4,271
October	4,999	5,038
November	5,977	6,206
December	6,885	7,038
January	7,410	
February	8,372	
March	9,235	
April	9,662	
May	9,666	
June	9,656	

### QUALITY

	Quantity	Base Number	Contract	AT	Region	England
% of FP17s for the same patient ID Re-attending within 3 months - Children	158	1,929	8.2%	12.5%	13.4%	12.4%
% of FP17s for the same patient ID Re-attending within 3 months - Adults	248	1,727	14.4%	17.6%	17.3%	16.6%
% of FP17s for the same patient ID Re-attending between 3 & 9 months - Children	991	1,929	51.4%	53.9%	58.9%	57.5%
% of FP17s for the same patient ID Re-attending between 3 & 9 months - Adults	586	1,727	33.9%	44.9%	52.5%	50.4%
% of FP17s for Band 1 Urgent Courses	342	3,437	10.0%	11.6%	9.3%	9.1%
% of FP17s Relating to Free Repair or Replacements	22	3,437	0.6%	1.0%	1.0%	0.8%
% of FP17s Relating to Continuations	6	3,437	0.2%	1.4%	1.5%	1.3%
% of Patients satisfied with the dentistry they have received	3	4	N/A	93.9%	93.1%	92.7%
% of Patients satisfied with the time they had to wait for an appointment	2	4	N/A	89.2%	89.8%	88.8%

\* This is based on patients treated on this contract for their most recent course of treatment. Figures in italics indicate the base number of FP17s or Patient Questionnaire responses are less than 100. N/A is shown where the base number of responses is less than 10 during the period. % is calculated as Quantity/Base number\*100



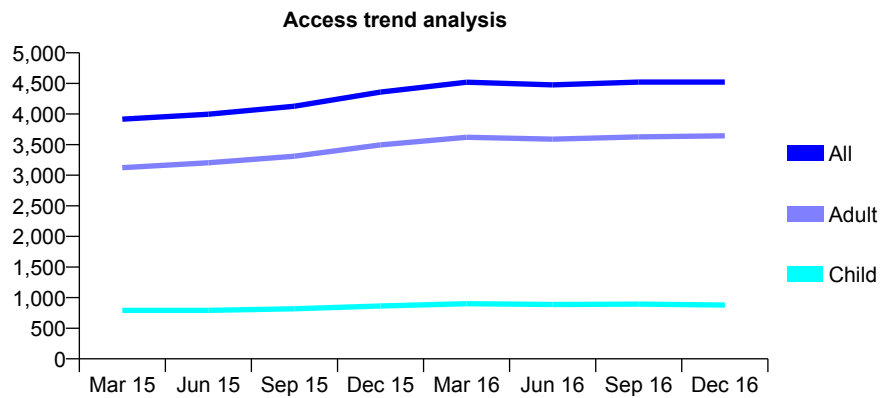
## Q48 - Vital Signs At a Glance Contract Report for 277479/0001 - December 2016

Name or company name	MR JR HYSLOP
Contract type name	GDS Contract
Purpose of contract	General
Contract start date	01/04/2014
Contract end date	

16/17 Contracted general activity (UDA)	17,501
Carry forward general activity (UDA)	15
16/17 Contracted orthodontic activity (UOA)	0
Carry forward orthodontic activity (UOA)	0
Baseline contract value	£494,639.98

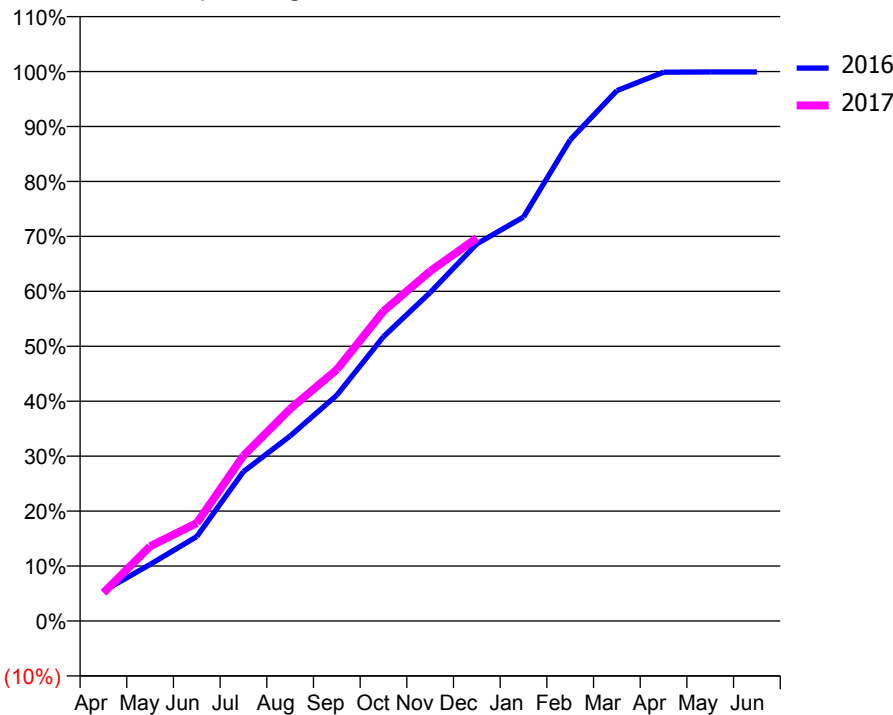
### ACCESS\*

Patients seen in 24 months	Total	Change since previous quarter
Quarter ending December 2015	4,358	
Quarter ending March 2016	4,520	↑
Quarter ending June 2016	4,477	→
Quarter ending September 2016	4,521	→
Quarter ending December 2016	4,522	→
<b>Variance since December 2015</b>	<b>3.8%</b>	<b>↑</b>



### ACTIVITY

Cumulative percentage of contracted UDA delivered 2016 & 2017



Month	Adjusted Scheduled Activity (UDA)	
	2016	2017
April	954	897
May	1,804	2,382
June	2,689	3,121
July	4,757	5,269
August	5,893	6,754
September	7,194	8,007
October	9,058	9,868
November	10,464	11,143
December	12,010	12,201
January	12,864	
February	15,325	
March	16,890	
April	17,480	
May	17,486	
June	17,486	

### QUALITY

	Quantity	Base Number	Contract	AT	Region	England
% of FP17s for the same patient ID Re-attending within 3 months - Children	150	1,212	12.4%	12.5%	13.4%	12.4%
% of FP17s for the same patient ID Re-attending within 3 months - Adults	696	4,440	15.7%	17.6%	17.3%	16.6%
% of FP17s for the same patient ID Re-attending between 3 & 9 months - Children	821	1,212	67.7%	53.9%	58.9%	57.5%
% of FP17s for the same patient ID Re-attending between 3 & 9 months - Adults	2,831	4,440	63.8%	44.9%	52.5%	50.4%
% of FP17s for Band 1 Urgent Courses	514	5,355	9.6%	11.6%	9.3%	9.1%
% of FP17s Relating to Free Repair or Replacements	28	5,355	0.5%	1.0%	1.0%	0.8%
% of FP17s Relating to Continuations	68	5,355	1.3%	1.4%	1.5%	1.3%
% of Patients satisfied with the dentistry they have received	13	14	92.9%	93.9%	93.1%	92.7%
% of Patients satisfied with the time they had to wait for an appointment	13	14	92.9%	89.2%	89.8%	88.8%

\* This is based on patients treated on this contract for their most recent course of treatment. Figures in italics indicate the base number of FP17s or Patient Questionnaire responses are less than 100. N/A is shown where the base number of responses is less than 10 during the period. % is calculated as Quantity/Base number\*100

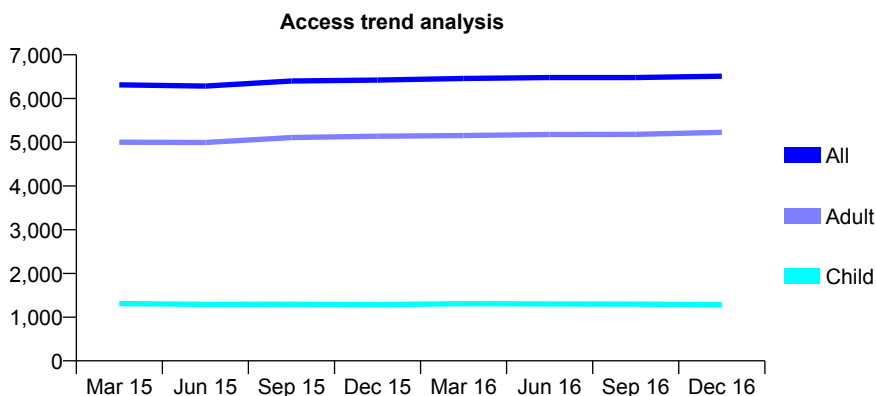
## Q48 - Vital Signs At a Glance Contract Report for 301299/0004 - December 2016

Name or company name	MR KH TSAO
Contract type name	GDS Contract
Purpose of contract	General
Contract start date	01/10/2012
Contract end date	

16/17 Contracted general activity (UDA)	23,370
Carry forward general activity (UDA)	0
16/17 Contracted orthodontic activity (UOA)	0
Carry forward orthodontic activity (UOA)	0
Baseline contract value	£522,721.18

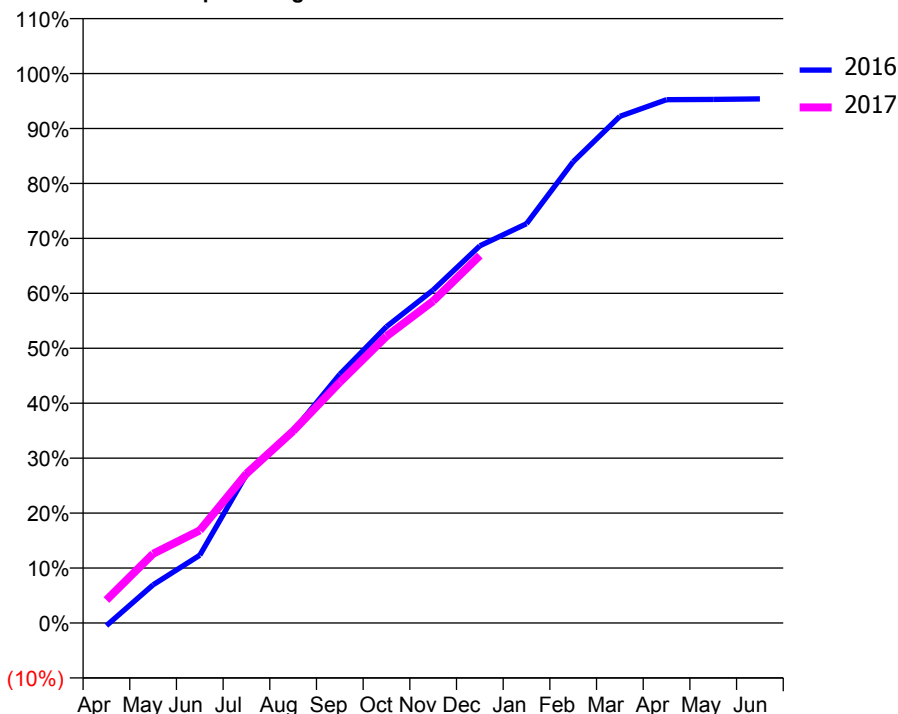
### ACCESS\*

Patients seen in 24 months	Total	Change since previous quarter
Quarter ending December 2015	6,422	
Quarter ending March 2016	6,459	→
Quarter ending June 2016	6,479	→
Quarter ending September 2016	6,479	→
Quarter ending December 2016	6,510	→
<b>Variance since December 2015</b>	<b>1.4%</b>	<b>→</b>



### ACTIVITY

Cumulative percentage of contracted UDA delivered 2016 & 2017



Month	Adjusted Scheduled Activity (UDA)	
	2016	2017
April	-118	979
May	1,626	2,945
June	2,883	3,938
July	6,320	6,356
August	8,166	8,165
September	10,581	10,240
October	12,603	12,195
November	14,163	13,695
December	16,041	15,624
January	16,980	
February	19,619	
March	21,548	
April	22,259	
May	22,270	
June	22,289	

### QUALITY

	Quantity	Base Number	Contract	AT	Region	England
% of FP17s for the same patient ID Re-attending within 3 months - Children	182	1,315	13.8%	12.5%	13.4%	12.4%
% of FP17s for the same patient ID Re-attending within 3 months - Adults	1,092	4,883	22.4%	17.6%	17.3%	16.6%
% of FP17s for the same patient ID Re-attending between 3 & 9 months - Children	633	1,315	48.1%	53.9%	58.9%	57.5%
% of FP17s for the same patient ID Re-attending between 3 & 9 months - Adults	1,843	4,883	37.7%	44.9%	52.5%	50.4%
% of FP17s for Band 1 Urgent Courses	1,087	5,912	18.4%	11.6%	9.3%	9.1%
% of FP17s Relating to Free Repair or Replacements	40	5,912	0.7%	1.0%	1.0%	0.8%
% of FP17s Relating to Continuations	68	5,912	1.2%	1.4%	1.5%	1.3%
% of Patients satisfied with the dentistry they have received	17	19	89.5%	93.9%	93.1%	92.7%
% of Patients satisfied with the time they had to wait for an appointment	18	19	94.7%	89.2%	89.8%	88.8%

\* This is based on patients treated on this contract for their most recent course of treatment. Figures in italics indicate the base number of FP17s or Patient Questionnaire responses are less than 100. N/A is shown where the base number of responses is less than 10 during the period. % is calculated as Quantity/Base number\*100

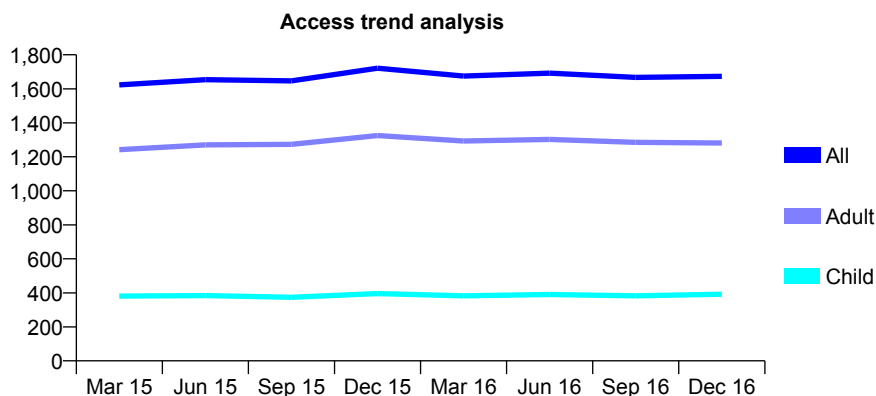
## Q48 - Vital Signs At a Glance Contract Report for 301299/0005 - December 2016

Name or company name	MR KH TSAO
Contract type name	GDS Contract
Purpose of contract	General
Contract start date	01/10/2012
Contract end date	

16/17 Contracted general activity (UDA)	4,706
Carry forward general activity (UDA)	0
16/17 Contracted orthodontic activity (UOA)	0
Carry forward orthodontic activity (UOA)	0
Baseline contract value	£120,050.89

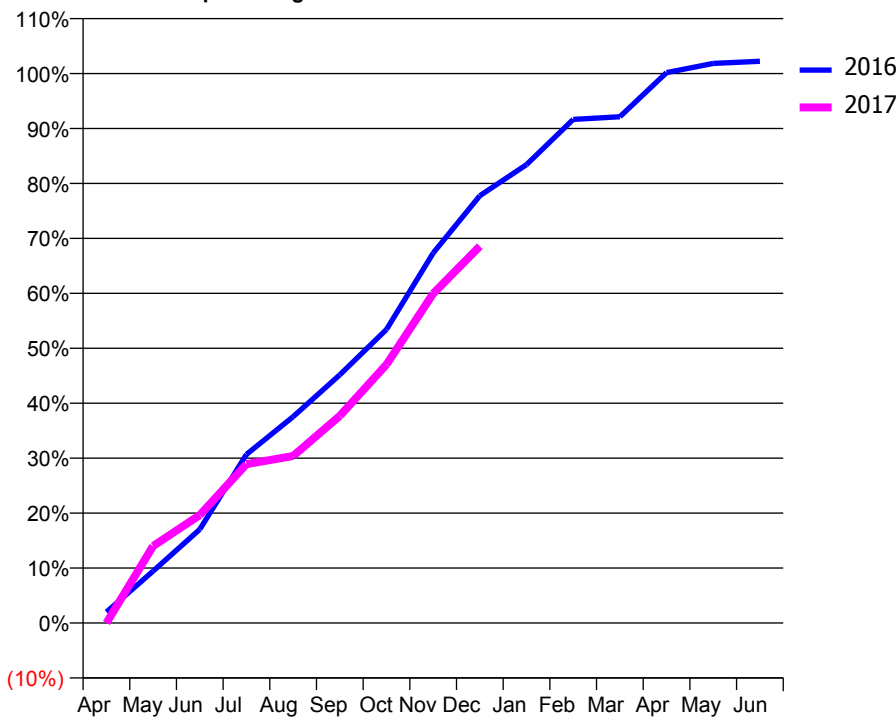
### ACCESS\*

Patients seen in 24 months	Total	Change since previous quarter
Quarter ending December 2015	1,721	
Quarter ending March 2016	1,675	↓
Quarter ending June 2016	1,692	→
Quarter ending September 2016	1,667	↓
Quarter ending December 2016	1,673	→
<b>Variance since December 2015</b>	<b>(2.8%)</b>	<b>↓</b>



### ACTIVITY

Cumulative percentage of contracted UDA delivered 2016 & 2017



Month	Adjusted Scheduled Activity (UDA)	
	2016	2017
April	94	0
May	444	659
June	803	924
July	1,444	1,361
August	1,767	1,430
September	2,126	1,774
October	2,514	2,214
November	3,169	2,822
December	3,659	3,227
January	3,925	
February	4,313	
March	4,336	
April	4,714	
May	4,792	
June	4,811	

### QUALITY

	Quantity	Base Number	Contract	AT	Region	England
% of FP17s for the same patient ID Re-attending within 3 months - Children	25	322	7.8%	12.5%	13.4%	12.4%
% of FP17s for the same patient ID Re-attending within 3 months - Adults	153	899	17.0%	17.6%	17.3%	16.6%
% of FP17s for the same patient ID Re-attending between 3 & 9 months - Children	101	322	31.4%	53.9%	58.9%	57.5%
% of FP17s for the same patient ID Re-attending between 3 & 9 months - Adults	173	899	19.2%	44.9%	52.5%	50.4%
% of FP17s for Band 1 Urgent Courses	200	1,044	19.2%	11.6%	9.3%	9.1%
% of FP17s Relating to Free Repair or Replacements	8	1,044	0.8%	1.0%	1.0%	0.8%
% of FP17s Relating to Continuations	12	1,044	1.1%	1.4%	1.5%	1.3%
% of Patients satisfied with the dentistry they have received	2	2	N/A	93.9%	93.1%	92.7%
% of Patients satisfied with the time they had to wait for an appointment	1	2	N/A	89.2%	89.8%	88.8%

\* This is based on patients treated on this contract for their most recent course of treatment. Figures in italics indicate the base number of FP17s or Patient Questionnaire responses are less than 100. N/A is shown where the base number of responses is less than 10 during the period. % is calculated as Quantity/Base number\*100

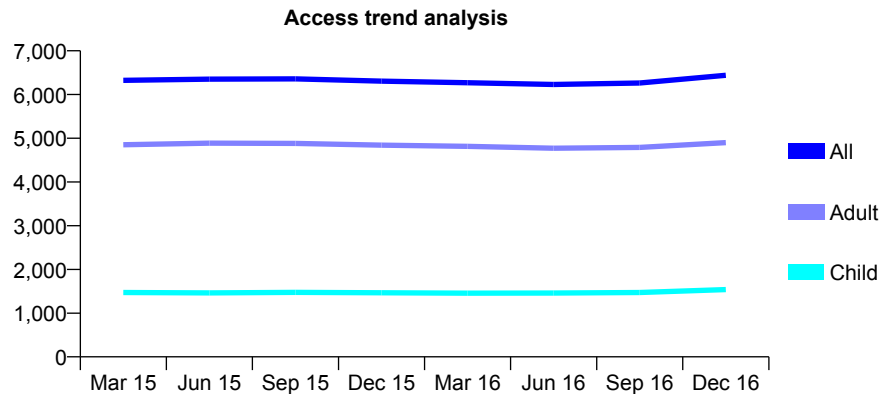
## Q48 - Vital Signs At a Glance Contract Report for 304409/0001 - December 2016

Name or company name	MR GM O'HARE
Contract type name	GDS Contract
Purpose of contract	General
Contract start date	01/04/2006
Contract end date	

16/17 Contracted general activity (UDA)	22,316
Carry forward general activity (UDA)	658
16/17 Contracted orthodontic activity (UOA)	0
Carry forward orthodontic activity (UOA)	0
Baseline contract value	£569,285.12

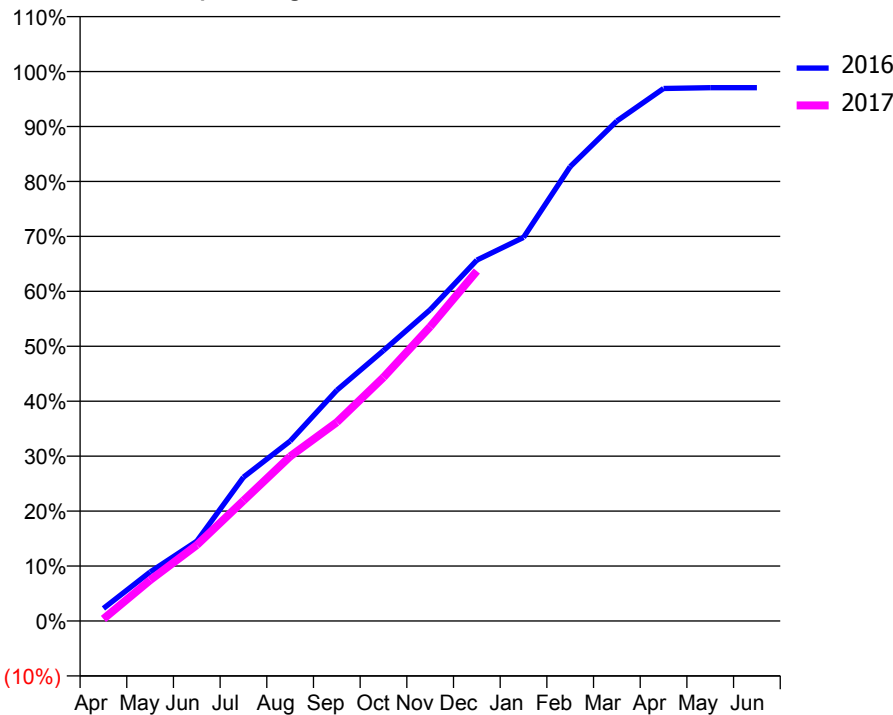
### ACCESS\*

Patients seen in 24 months	Total	Change since previous quarter
Quarter ending December 2015	6,307	
Quarter ending March 2016	6,269	→
Quarter ending June 2016	6,229	→
Quarter ending September 2016	6,263	→
Quarter ending December 2016	6,440	↑
<b>Variance since December 2015</b>	<b>2.1%</b>	<b>↑</b>



### ACTIVITY

Cumulative percentage of contracted UDA delivered 2016 & 2017



Month	Adjusted Scheduled Activity (UDA)	
	2016	2017
April	511	84
May	1,990	1,659
June	3,243	3,084
July	5,840	4,889
August	7,307	6,686
September	9,372	8,073
October	10,984	9,898
November	12,644	11,955
December	14,657	14,215
January	15,575	
February	18,454	
March	20,304	
April	21,628	
May	21,658	
June	21,658	

### QUALITY

	Quantity	Base Number	Contract	AT	Region	England
% of FP17s for the same patient ID Re-attending within 3 months - Children	114	1,630	7.0%	12.5%	13.4%	12.4%
% of FP17s for the same patient ID Re-attending within 3 months - Adults	1,056	5,147	20.5%	17.6%	17.3%	16.6%
% of FP17s for the same patient ID Re-attending between 3 & 9 months - Children	836	1,630	51.3%	53.9%	58.9%	57.5%
% of FP17s for the same patient ID Re-attending between 3 & 9 months - Adults	2,174	5,147	42.2%	44.9%	52.5%	50.4%
% of FP17s for Band 1 Urgent Courses	1,024	6,377	16.1%	11.6%	9.3%	9.1%
% of FP17s Relating to Free Repair or Replacements	59	6,377	0.9%	1.0%	1.0%	0.8%
% of FP17s Relating to Continuations	66	6,377	1.0%	1.4%	1.5%	1.3%
% of Patients satisfied with the dentistry they have received	7	7	N/A	93.9%	93.1%	92.7%
% of Patients satisfied with the time they had to wait for an appointment	6	7	N/A	89.2%	89.8%	88.8%

\* This is based on patients treated on this contract for their most recent course of treatment. Figures in italics indicate the base number of FP17s or Patient Questionnaire responses are less than 100. N/A is shown where the base number of responses is less than 10 during the period. % is calculated as Quantity/Base number\*100

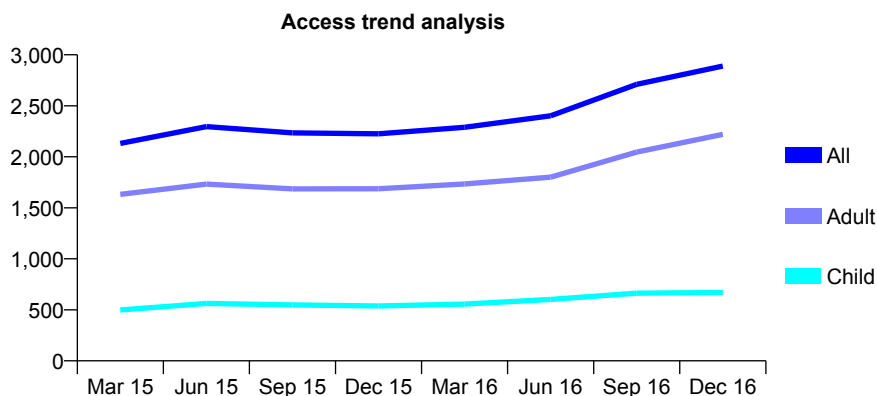
## Q48 - Vital Signs At a Glance Contract Report for 320455/0002 - December 2016

Name or company name	MR RA KUNCEWICZ
Contract type name	GDS Contract
Purpose of contract	General
Contract start date	01/04/2006
Contract end date	

16/17 Contracted general activity (UDA)	8,350
Carry forward general activity (UDA)	250
16/17 Contracted orthodontic activity (UOA)	0
Carry forward orthodontic activity (UOA)	0
Baseline contract value	£251,592.79

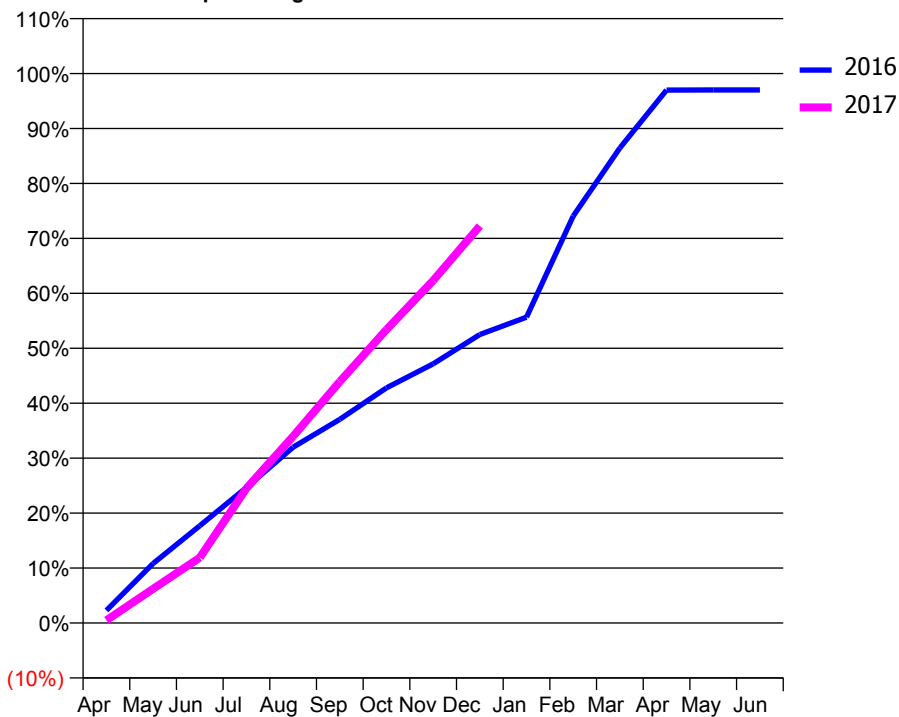
### ACCESS\*

Patients seen in 24 months	Total	Change since previous quarter
Quarter ending December 2015	2,225	
Quarter ending March 2016	2,290	↑
Quarter ending June 2016	2,402	↑
Quarter ending September 2016	2,711	↑
Quarter ending December 2016	2,890	↑
<b>Variance since December 2015</b>	<b>29.9%</b>	<b>↑</b>



### ACTIVITY

Cumulative percentage of contracted UDA delivered 2016 & 2017



Month	Adjusted Scheduled Activity (UDA)	
	2016	2017
April	192	41
May	904	520
June	1,478	993
July	2,059	2,047
August	2,671	2,838
September	3,095	3,668
October	3,574	4,459
November	3,937	5,205
December	4,383	6,034
January	4,647	
February	6,184	
March	7,219	
April	8,099	
May	8,100	
June	8,100	

### QUALITY

	Quantity	Base Number	Contract	AT	Region	England
% of FP17s for the same patient ID Re-attending within 3 months - Children	59	596	9.9%	12.5%	13.4%	12.4%
% of FP17s for the same patient ID Re-attending within 3 months - Adults	265	1,949	13.6%	17.6%	17.3%	16.6%
% of FP17s for the same patient ID Re-attending between 3 & 9 months - Children	172	596	28.9%	53.9%	58.9%	57.5%
% of FP17s for the same patient ID Re-attending between 3 & 9 months - Adults	529	1,949	27.1%	44.9%	52.5%	50.4%
% of FP17s for Band 1 Urgent Courses	582	2,329	25.0%	11.6%	9.3%	9.1%
% of FP17s Relating to Free Repair or Replacements	16	2,329	0.7%	1.0%	1.0%	0.8%
% of FP17s Relating to Continuations	9	2,329	0.4%	1.4%	1.5%	1.3%
% of Patients satisfied with the dentistry they have received	5	5	N/A	93.9%	93.1%	92.7%
% of Patients satisfied with the time they had to wait for an appointment	4	5	N/A	89.2%	89.8%	88.8%

\* This is based on patients treated on this contract for their most recent course of treatment. Figures in italics indicate the base number of FP17s or Patient Questionnaire responses are less than 100. N/A is shown where the base number of responses is less than 10 during the period. % is calculated as Quantity/Base number\*100

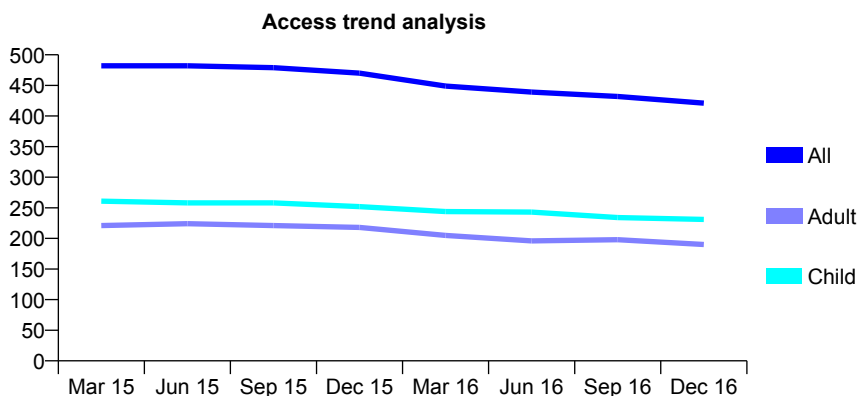
## Q48 - Vital Signs At a Glance Contract Report for 325015/0001 - December 2016

Name or company name	MR SA CROSTON
Contract type name	GDS Contract
Purpose of contract	General
Contract start date	01/04/2006
Contract end date	

16/17 Contracted general activity (UDA)	1,200
Carry forward general activity (UDA)	0
16/17 Contracted orthodontic activity (UOA)	0
Carry forward orthodontic activity (UOA)	0
Baseline contract value	£30,399.16

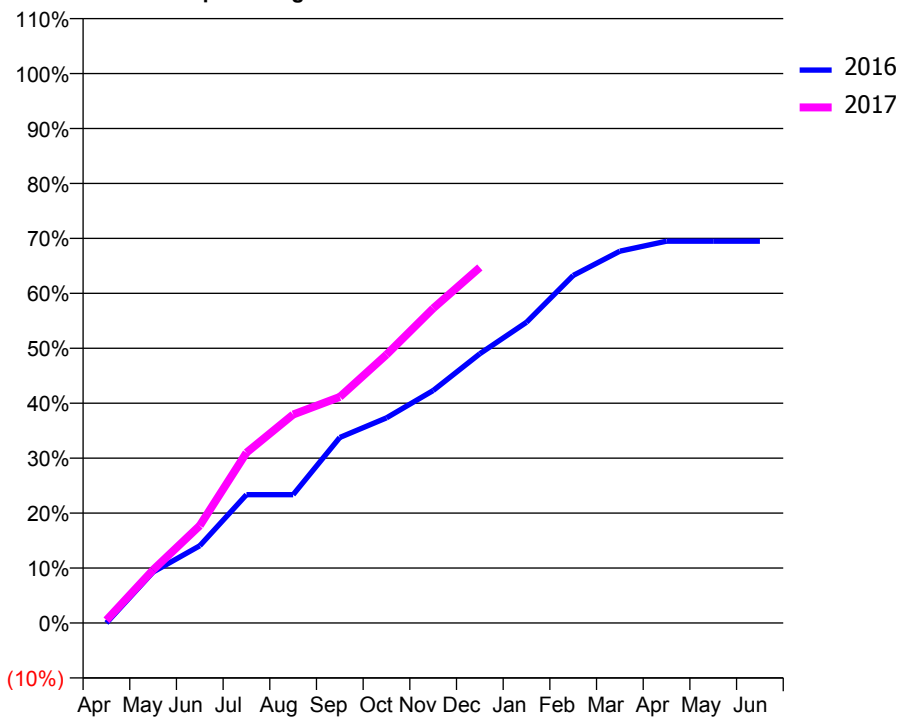
### ACCESS\*

Patients seen in 24 months	Total	Change since previous quarter
Quarter ending December 2015	470	
Quarter ending March 2016	449	↓
Quarter ending June 2016	439	↓
Quarter ending September 2016	432	↓
Quarter ending December 2016	421	↓
<b>Variance since December 2015</b>	<b>(10.4%)</b>	<b>↓</b>



### ACTIVITY

Cumulative percentage of contracted UDA delivered 2016 & 2017



Month	Adjusted Scheduled Activity (UDA)	
	2016	2017
April	0	6
May	157	116
June	239	213
July	396	372
August	396	455
September	573	494
October	633	586
November	717	687
December	831	776
January	928	
February	1,073	
March	1,148	
April	1,178	
May	1,178	
June	1,178	

### QUALITY

	Quantity	Base Number	Contract	AT	Region	England
% of FP17s for the same patient ID Re-attending within 3 months - Children	25	282	8.9%	12.5%	13.4%	12.4%
% of FP17s for the same patient ID Re-attending within 3 months - Adults	35	188	18.6%	17.6%	17.3%	16.6%
% of FP17s for the same patient ID Re-attending between 3 & 9 months - Children	192	282	68.1%	53.9%	58.9%	57.5%
% of FP17s for the same patient ID Re-attending between 3 & 9 months - Adults	113	188	60.1%	44.9%	52.5%	50.4%
% of FP17s for Band 1 Urgent Courses	32	442	7.2%	11.6%	9.3%	9.1%
% of FP17s Relating to Free Repair or Replacements	0	442	0.0%	1.0%	1.0%	0.8%
% of FP17s Relating to Continuations	11	442	2.5%	1.4%	1.5%	1.3%
% of Patients satisfied with the dentistry they have received	0	0	N/A	93.9%	93.1%	92.7%
% of Patients satisfied with the time they had to wait for an appointment	0	0	N/A	89.2%	89.8%	88.8%

\* This is based on patients treated on this contract for their most recent course of treatment. Figures in italics indicate the base number of FP17s or Patient Questionnaire responses are less than 100. N/A is shown where the base number of responses is less than 10 during the period. % is calculated as Quantity/Base number\*100

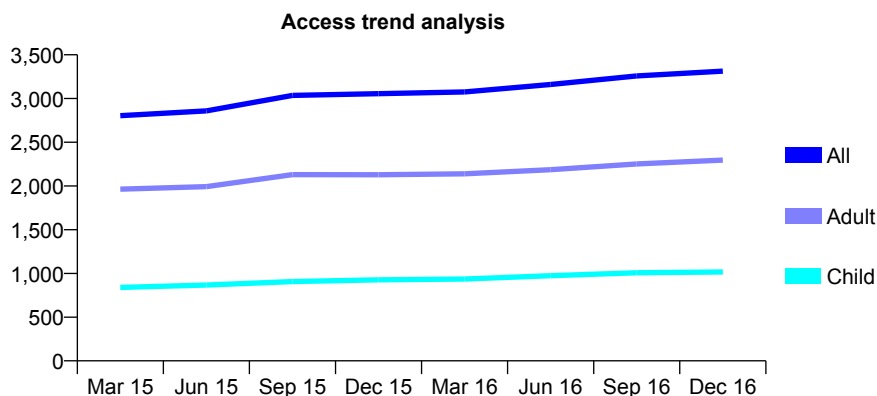
## Q48 - Vital Signs At a Glance Contract Report for 325112/0001 - December 2016

Name or company name	MR DJ TILDSLEY
Contract type name	GDS Contract
Purpose of contract	General
Contract start date	01/04/2006
Contract end date	

16/17 Contracted general activity (UDA)	10,904
Carry forward general activity (UDA)	0
16/17 Contracted orthodontic activity (UOA)	0
Carry forward orthodontic activity (UOA)	0
Baseline contract value	£338,371.26

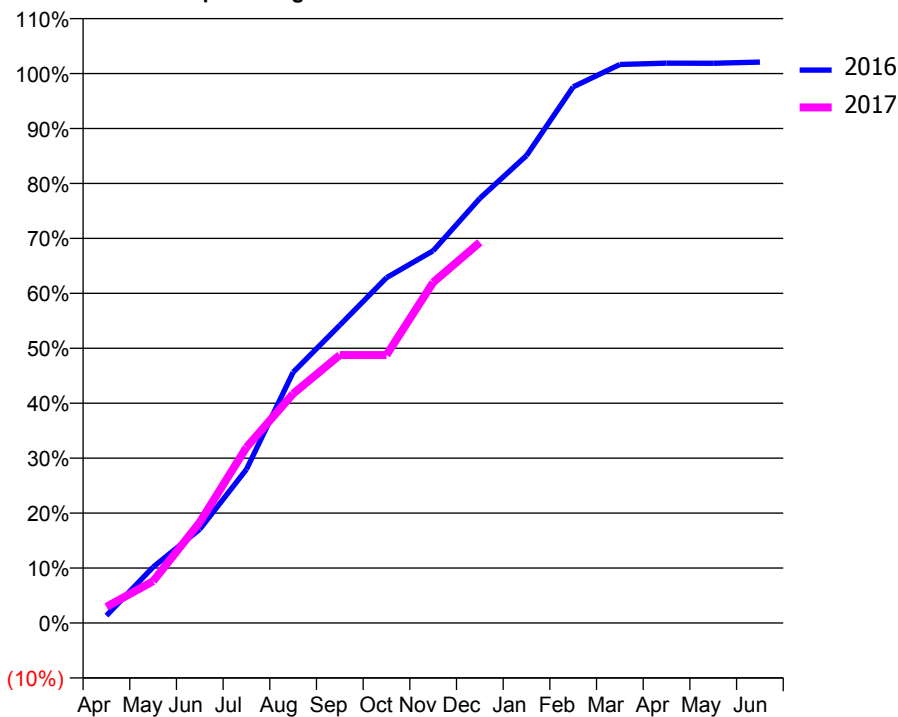
### ACCESS\*

Patients seen in 24 months	Total	Change since previous quarter
Quarter ending December 2015	3,055	
Quarter ending March 2016	3,075	→
Quarter ending June 2016	3,160	↑
Quarter ending September 2016	3,258	↑
Quarter ending December 2016	3,313	→
<b>Variance since December 2015</b>	<b>8.4%</b>	<b>↑</b>



### ACTIVITY

Cumulative percentage of contracted UDA delivered 2016 & 2017



Month	Adjusted Scheduled Activity (UDA)	
	2016	2017
April	148	322
May	1,110	831
June	1,863	2,000
July	3,050	3,486
August	4,977	4,550
September	5,910	5,316
October	6,851	5,316
November	7,388	6,760
December	8,426	7,553
January	9,277	
February	10,639	
March	11,082	
April	11,108	
May	11,107	
June	11,130	

### QUALITY

	Quantity	Base Number	Contract	AT	Region	England
% of FP17s for the same patient ID Re-attending within 3 months - Children	451	1,303	34.6%	12.5%	13.4%	12.4%
% of FP17s for the same patient ID Re-attending within 3 months - Adults	405	1,814	22.3%	17.6%	17.3%	16.6%
% of FP17s for the same patient ID Re-attending between 3 & 9 months - Children	456	1,303	35.0%	53.9%	58.9%	57.5%
% of FP17s for the same patient ID Re-attending between 3 & 9 months - Adults	472	1,814	26.0%	44.9%	52.5%	50.4%
% of FP17s for Band 1 Urgent Courses	368	3,086	11.9%	11.6%	9.3%	9.1%
% of FP17s Relating to Free Repair or Replacements	40	3,086	1.3%	1.0%	1.0%	0.8%
% of FP17s Relating to Continuations	26	3,086	0.8%	1.4%	1.5%	1.3%
% of Patients satisfied with the dentistry they have received	6	6	N/A	93.9%	93.1%	92.7%
% of Patients satisfied with the time they had to wait for an appointment	6	6	N/A	89.2%	89.8%	88.8%

\* This is based on patients treated on this contract for their most recent course of treatment. Figures in italics indicate the base number of FP17s or Patient Questionnaire responses are less than 100. N/A is shown where the base number of responses is less than 10 during the period. % is calculated as Quantity/Base number\*100



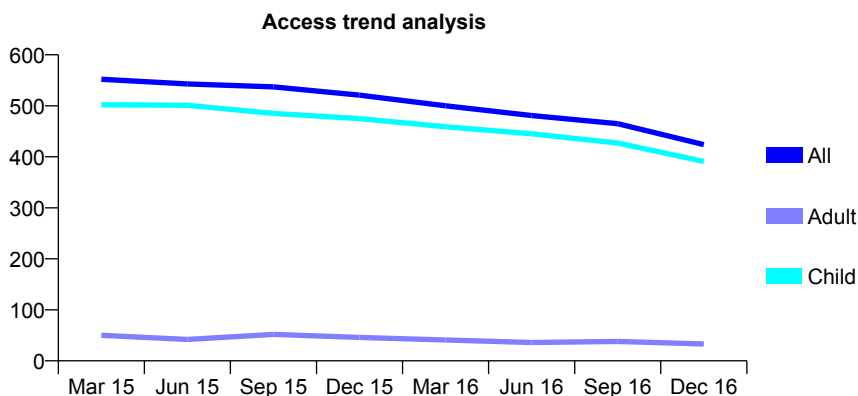
## Q48 - Vital Signs At a Glance Contract Report for 327344/0001 - December 2016

Name or company name	MR R PYM
Contract type name	GDS Contract
Purpose of contract	General
Contract start date	01/04/2006
Contract end date	

16/17 Contracted general activity (UDA)	1,100
Carry forward general activity (UDA)	0
16/17 Contracted orthodontic activity (UOA)	0
Carry forward orthodontic activity (UOA)	0
Baseline contract value	£28,061.19

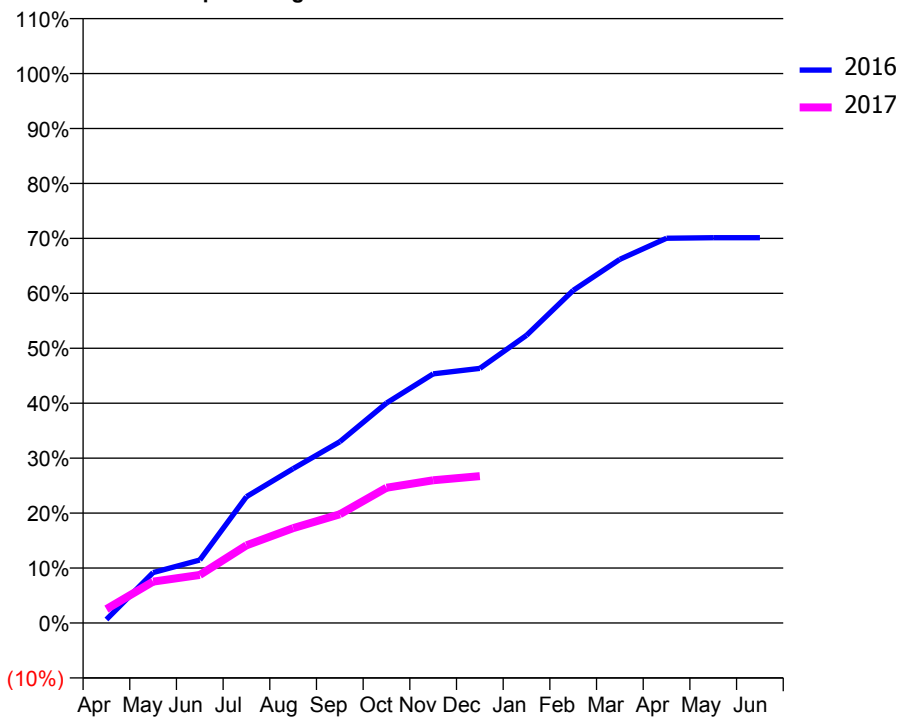
### ACCESS\*

Patients seen in 24 months	Total	Change since previous quarter
Quarter ending December 2015	521	
Quarter ending March 2016	500	↓
Quarter ending June 2016	481	↓
Quarter ending September 2016	465	↓
Quarter ending December 2016	424	↓
<b>Variance since December 2015</b>	<b>(18.6%)</b>	<b>↓</b>



### ACTIVITY

Cumulative percentage of contracted UDA delivered 2016 & 2017



Adjusted Scheduled Activity (UDA)

Month	2016	2017
April	7	28
May	101	83
June	126	96
July	253	156
August	309	190
September	363	218
October	440	271
November	499	286
December	510	294
January	576	
February	666	
March	728	
April	770	
May	771	
June	771	

### QUALITY

	Quantity	Base Number	Contract	AT	Region	England
% of FP17s for the same patient ID Re-attending within 3 months - Children	18	271	6.6%	12.5%	13.4%	12.4%
% of FP17s for the same patient ID Re-attending within 3 months - Adults	0	0	N/A	17.6%	17.3%	16.6%
% of FP17s for the same patient ID Re-attending between 3 & 9 months - Children	126	271	46.5%	53.9%	58.9%	57.5%
% of FP17s for the same patient ID Re-attending between 3 & 9 months - Adults	0	0	N/A	44.9%	52.5%	50.4%
% of FP17s for Band 1 Urgent Courses	5	236	2.1%	11.6%	9.3%	9.1%
% of FP17s Relating to Free Repair or Replacements	0	236	0.0%	1.0%	1.0%	0.8%
% of FP17s Relating to Continuations	0	236	0.0%	1.4%	1.5%	1.3%
% of Patients satisfied with the dentistry they have received	1	1	N/A	93.9%	93.1%	92.7%
% of Patients satisfied with the time they had to wait for an appointment	1	1	N/A	89.2%	89.8%	88.8%

\* This is based on patients treated on this contract for their most recent course of treatment. Figures in italics indicate the base number of FP17s or Patient Questionnaire responses are less than 100. N/A is shown where the base number of responses is less than 10 during the period. % is calculated as Quantity/Base number\*100

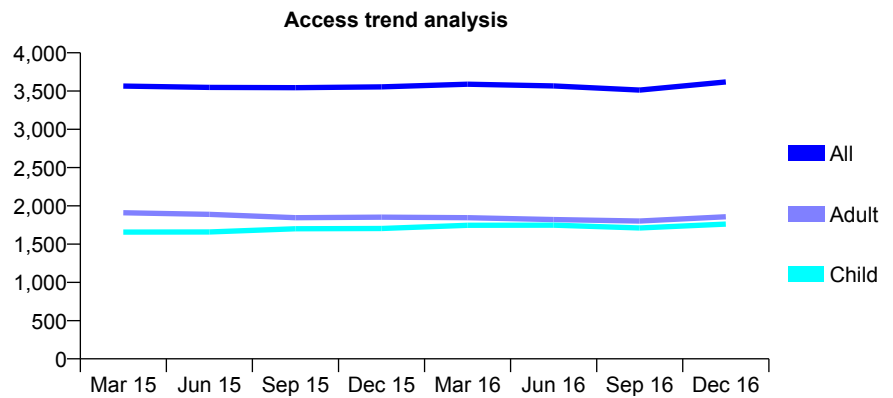
## Q48 - Vital Signs At a Glance Contract Report for 328847/0001 - December 2016

Name or company name	MR PA DOYLE
Contract type name	GDS Contract
Purpose of contract	General
Contract start date	01/04/2006
Contract end date	

16/17 Contracted general activity (UDA)	12,787
Carry forward general activity (UDA)	0
16/17 Contracted orthodontic activity (UOA)	0
Carry forward orthodontic activity (UOA)	0
Baseline contract value	£361,820.78

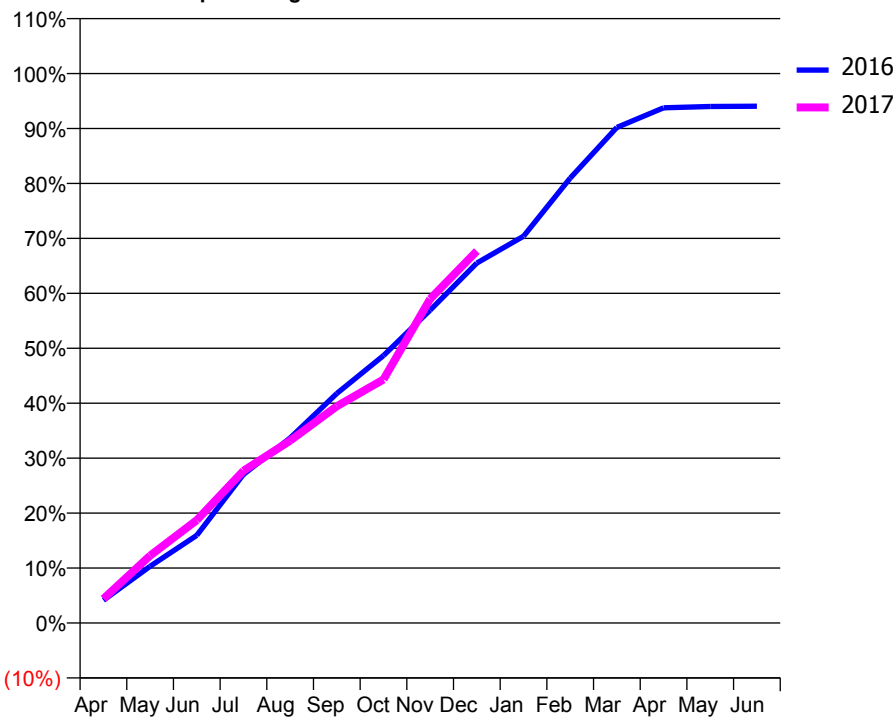
### ACCESS\*

Patients seen in 24 months	Total	Change since previous quarter
Quarter ending December 2015	3,555	
Quarter ending March 2016	3,590	→
Quarter ending June 2016	3,567	→
Quarter ending September 2016	3,513	↓
Quarter ending December 2016	3,619	↑
<b>Variance since December 2015</b>	<b>1.8%</b>	<b>→</b>



### ACTIVITY

Cumulative percentage of contracted UDA delivered 2016 & 2017



Month	Adjusted Scheduled Activity (UDA)	
	2016	2017
April	530	563
May	1,320	1,570
June	2,040	2,393
July	3,458	3,541
August	4,306	4,242
September	5,342	5,044
October	6,222	5,667
November	7,282	7,543
December	8,376	8,656
January	9,001	
February	10,352	
March	11,534	
April	11,987	
May	12,020	
June	12,025	

### QUALITY

	Quantity	Base Number	Contract	AT	Region	England
% of FP17s for the same patient ID Re-attending within 3 months - Children	157	1,663	9.4%	12.5%	13.4%	12.4%
% of FP17s for the same patient ID Re-attending within 3 months - Adults	361	1,596	22.6%	17.6%	17.3%	16.6%
% of FP17s for the same patient ID Re-attending between 3 & 9 months - Children	782	1,663	47.0%	53.9%	58.9%	57.5%
% of FP17s for the same patient ID Re-attending between 3 & 9 months - Adults	621	1,596	38.9%	44.9%	52.5%	50.4%
% of FP17s for Band 1 Urgent Courses	308	3,104	9.9%	11.6%	9.3%	9.1%
% of FP17s Relating to Free Repair or Replacements	0	3,104	0.0%	1.0%	1.0%	0.8%
% of FP17s Relating to Continuations	59	3,104	1.9%	1.4%	1.5%	1.3%
% of Patients satisfied with the dentistry they have received	5	6	N/A	93.9%	93.1%	92.7%
% of Patients satisfied with the time they had to wait for an appointment	5	6	N/A	89.2%	89.8%	88.8%

\* This is based on patients treated on this contract for their most recent course of treatment. Figures in italics indicate the base number of FP17s or Patient Questionnaire responses are less than 100. N/A is shown where the base number of responses is less than 10 during the period. % is calculated as Quantity/Base number\*100

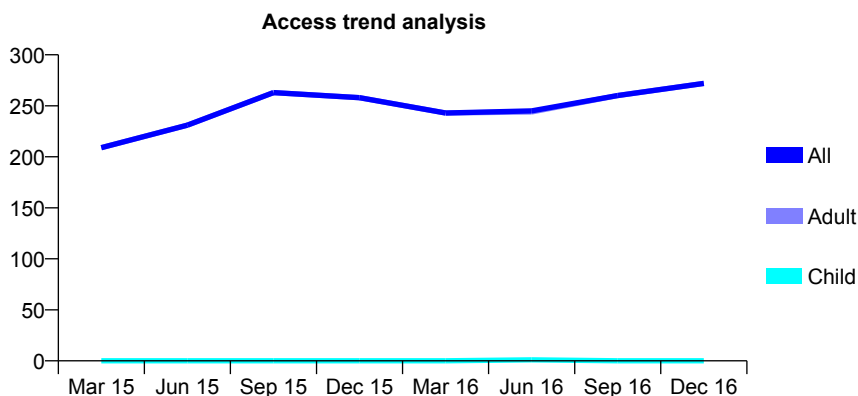
## Q48 - Vital Signs At a Glance Contract Report for 351628/0004 - December 2016

Name or company name	MR TC DALEY
Contract type name	GDS Contract
Purpose of contract	General
Contract start date	02/03/2012
Contract end date	31/03/2017

16/17 Contracted general activity (UDA)	848
Carry forward general activity (UDA)	0
16/17 Contracted orthodontic activity (UOA)	0
Carry forward orthodontic activity (UOA)	0
Baseline contract value	£26,969.72

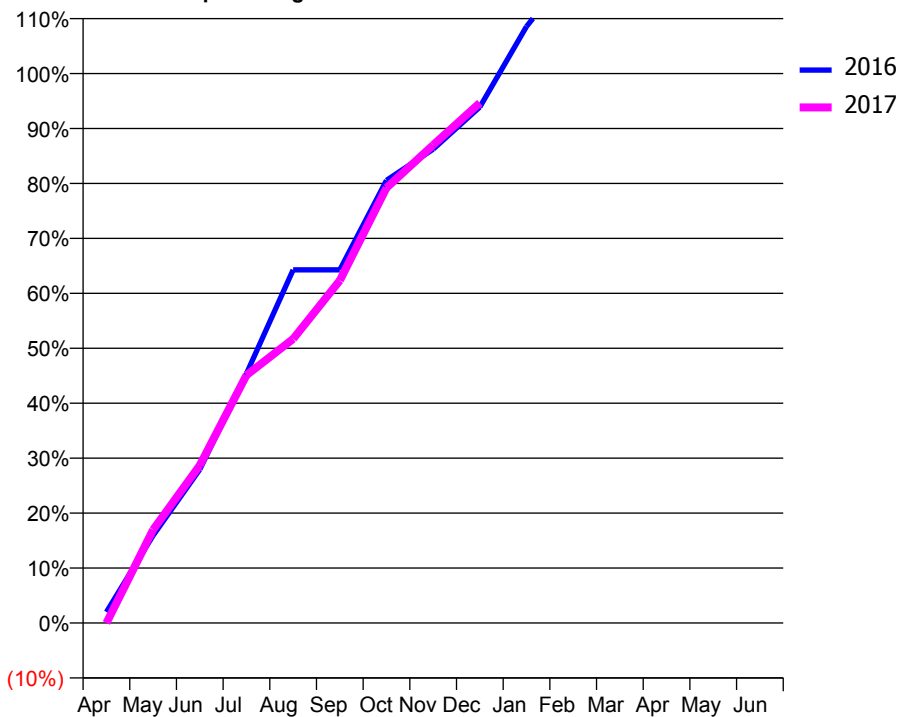
### ACCESS\*

Patients seen in 24 months	Total	Change since previous quarter
Quarter ending December 2015	258	
Quarter ending March 2016	243	↓
Quarter ending June 2016	245	→
Quarter ending September 2016	260	↑
Quarter ending December 2016	272	↑
<b>Variance since December 2015</b>	5.4%	↑



### ACTIVITY

Cumulative percentage of contracted UDA delivered 2016 & 2017



Month	Adjusted Scheduled Activity (UDA)	
	2016	2017
April	17	0
May	135	144
June	237	243
July	385	382
August	545	438
September	545	529
October	683	672
November	731	738
December	796	803
January	921	
February	1,011	
March	1,066	
April	1,066	
May	1,070	
June	1,070	

### QUALITY

	Quantity	Base Number	Contract	AT	Region	England
% of FP17s for the same patient ID Re-attending within 3 months - Children	0	1	0.0%	12.5%	13.4%	12.4%
% of FP17s for the same patient ID Re-attending within 3 months - Adults	4	139	2.9%	17.6%	17.3%	16.6%
% of FP17s for the same patient ID Re-attending between 3 & 9 months - Children	0	1	0.0%	53.9%	58.9%	57.5%
% of FP17s for the same patient ID Re-attending between 3 & 9 months - Adults	16	139	11.5%	44.9%	52.5%	50.4%
% of FP17s for Band 1 Urgent Courses	3	136	2.2%	11.6%	9.3%	9.1%
% of FP17s Relating to Free Repair or Replacements	0	136	0.0%	1.0%	1.0%	0.8%
% of FP17s Relating to Continuations	0	136	0.0%	1.4%	1.5%	1.3%
% of Patients satisfied with the dentistry they have received	0	0	N/A	93.9%	93.1%	92.7%
% of Patients satisfied with the time they had to wait for an appointment	0	0	N/A	89.2%	89.8%	88.8%

\* This is based on patients treated on this contract for their most recent course of treatment. Figures in italics indicate the base number of FP17s or Patient Questionnaire responses are less than 100. N/A is shown where the base number of responses is less than 10 during the period. % is calculated as Quantity/Base number\*100

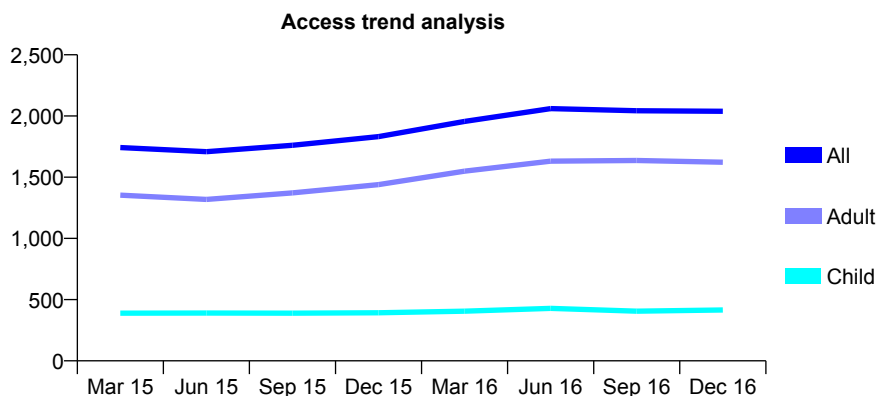
## Q48 - Vital Signs At a Glance Contract Report for 357936/0001 - December 2016

Name or company name	MR SR LAKSHMIAH
Contract type name	GDS Contract
Purpose of contract	General
Contract start date	01/04/2006
Contract end date	

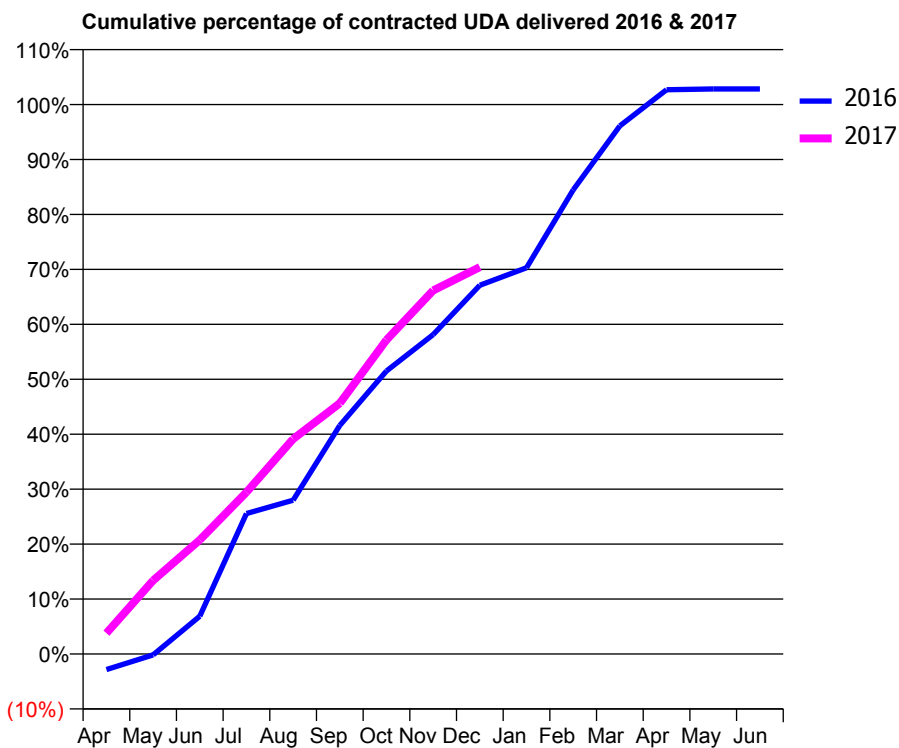
16/17 Contracted general activity (UDA)	9,108
Carry forward general activity (UDA)	0
16/17 Contracted orthodontic activity (UOA)	0
Carry forward orthodontic activity (UOA)	0
Baseline contract value	£232,346.89

### ACCESS\*

Patients seen in 24 months	Total	Change since previous quarter
Quarter ending December 2015	1,832	
Quarter ending March 2016	1,956	↑
Quarter ending June 2016	2,060	↑
Quarter ending September 2016	2,043	→
Quarter ending December 2016	2,039	→
<b>Variance since December 2015</b>	<b>11.3%</b>	<b>↑</b>



### ACTIVITY



Month	Adjusted Scheduled Activity (UDA)	
	2016	2017
April	-260	346
May	-16	1,219
June	627	1,890
July	2,329	2,682
August	2,550	3,564
September	3,790	4,157
October	4,691	5,206
November	5,295	6,025
December	6,113	6,412
January	6,402	
February	7,693	
March	8,754	
April	9,353	
May	9,366	
June	9,366	

### QUALITY

	Quantity	Base Number	Contract	AT	Region	England
% of FP17s for the same patient ID Re-attending within 3 months - Children	41	366	11.2%	12.5%	13.4%	12.4%
% of FP17s for the same patient ID Re-attending within 3 months - Adults	257	1,323	19.4%	17.6%	17.3%	16.6%
% of FP17s for the same patient ID Re-attending between 3 & 9 months - Children	102	366	27.9%	53.9%	58.9%	57.5%
% of FP17s for the same patient ID Re-attending between 3 & 9 months - Adults	315	1,323	23.8%	44.9%	52.5%	50.4%
% of FP17s for Band 1 Urgent Courses	336	1,560	21.5%	11.6%	9.3%	9.1%
% of FP17s Relating to Free Repair or Replacements	0	1,560	0.0%	1.0%	1.0%	0.8%
% of FP17s Relating to Continuations	20	1,560	1.3%	1.4%	1.5%	1.3%
% of Patients satisfied with the dentistry they have received	7	10	70.0%	93.9%	93.1%	92.7%
% of Patients satisfied with the time they had to wait for an appointment	9	10	90.0%	89.2%	89.8%	88.8%

\* This is based on patients treated on this contract for their most recent course of treatment. Figures in italics indicate the base number of FP17s or Patient Questionnaire responses are less than 100. N/A is shown where the base number of responses is less than 10 during the period. % is calculated as Quantity/Base number\*100

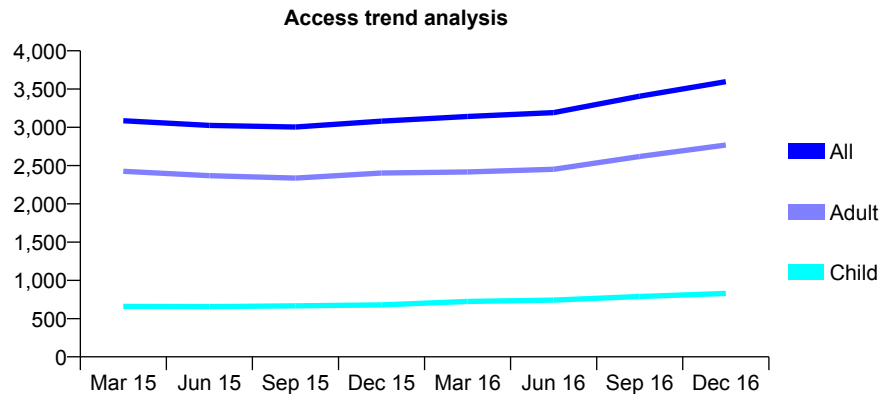
## Q48 - Vital Signs At a Glance Contract Report for 358754/0001 - December 2016

Name or company name	MR SW KHAN
Contract type name	GDS Contract
Purpose of contract	General
Contract start date	01/01/2008
Contract end date	

16/17 Contracted general activity (UDA)	11,926
Carry forward general activity (UDA)	0
16/17 Contracted orthodontic activity (UOA)	0
Carry forward orthodontic activity (UOA)	0
Baseline contract value	£343,724.41

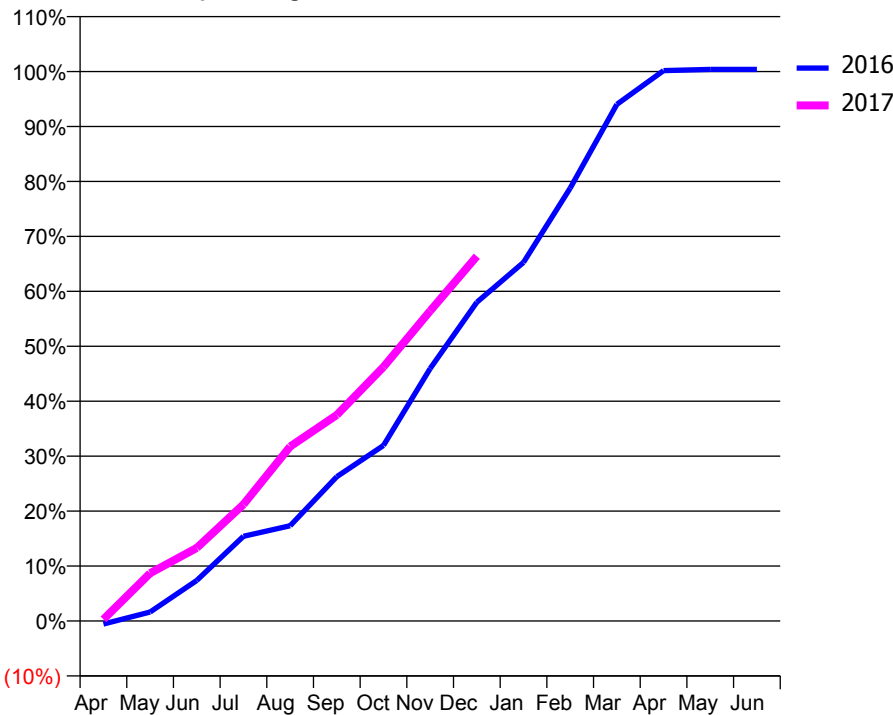
### ACCESS\*

Patients seen in 24 months	Total	Change since previous quarter
Quarter ending December 2015	3,080	
Quarter ending March 2016	3,141	→
Quarter ending June 2016	3,192	→
Quarter ending September 2016	3,407	↑
Quarter ending December 2016	3,597	↑
<b>Variance since December 2015</b>	<b>16.8%</b>	<b>↑</b>



### ACTIVITY

Cumulative percentage of contracted UDA delivered 2016 & 2017



Month	Adjusted Scheduled Activity (UDA)	
	2016	2017
April	-67	37
May	195	1,037
June	880	1,587
July	1,838	2,532
August	2,069	3,788
September	3,132	4,471
October	3,811	5,516
November	5,480	6,729
December	6,918	7,917
January	7,783	
February	9,395	
March	11,212	
April	11,946	
May	11,972	
June	11,972	

### QUALITY

	Quantity	Base Number	Contract	AT	Region	England
% of FP17s for the same patient ID Re-attending within 3 months - Children	64	747	8.6%	12.5%	13.4%	12.4%
% of FP17s for the same patient ID Re-attending within 3 months - Adults	349	2,541	13.7%	17.6%	17.3%	16.6%
% of FP17s for the same patient ID Re-attending between 3 & 9 months - Children	243	747	32.5%	53.9%	58.9%	57.5%
% of FP17s for the same patient ID Re-attending between 3 & 9 months - Adults	615	2,541	24.2%	44.9%	52.5%	50.4%
% of FP17s for Band 1 Urgent Courses	1,151	3,120	36.9%	11.6%	9.3%	9.1%
% of FP17s Relating to Free Repair or Replacements	45	3,120	1.4%	1.0%	1.0%	0.8%
% of FP17s Relating to Continuations	26	3,120	0.8%	1.4%	1.5%	1.3%
% of Patients satisfied with the dentistry they have received	2	4	N/A	93.9%	93.1%	92.7%
% of Patients satisfied with the time they had to wait for an appointment	2	4	N/A	89.2%	89.8%	88.8%

\* This is based on patients treated on this contract for their most recent course of treatment. Figures in italics indicate the base number of FP17s or Patient Questionnaire responses are less than 100. N/A is shown where the base number of responses is less than 10 during the period. % is calculated as Quantity/Base number\*100

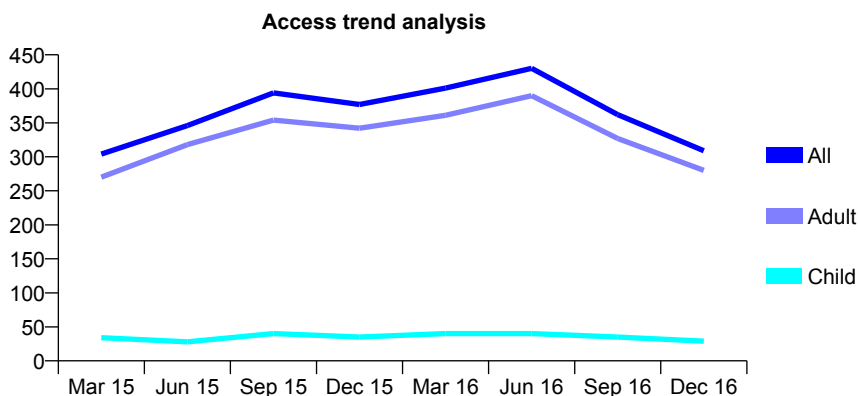
## Q48 - Vital Signs At a Glance Contract Report for 358754/0003 - December 2016

Name or company name	MR SW KHAN
Contract type name	PDS Contract
Purpose of contract	General
Contract start date	01/04/2011
Contract end date	31/05/2016

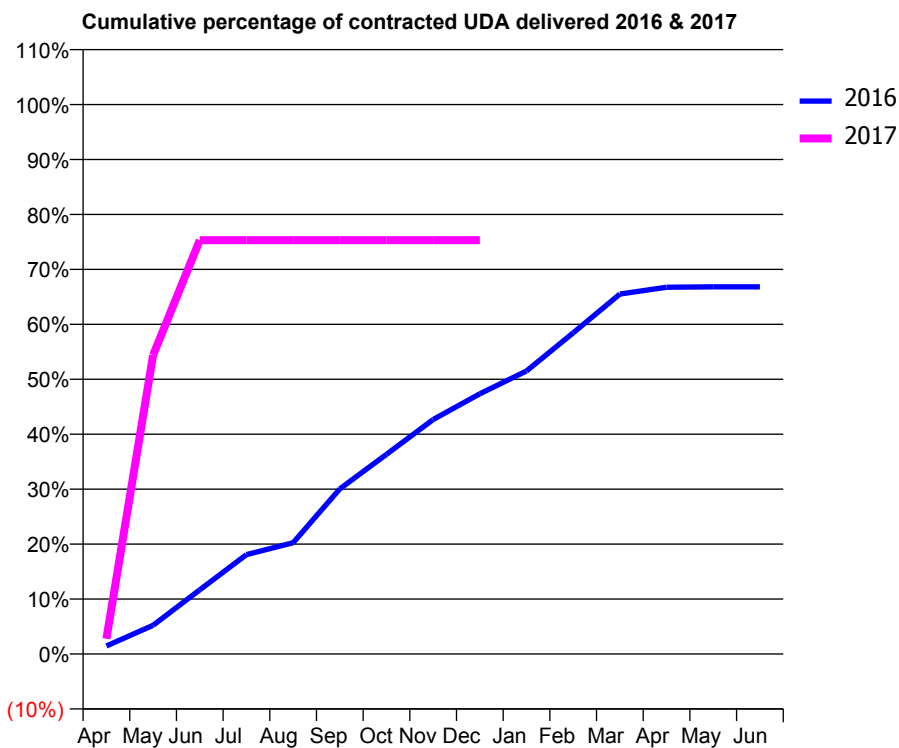
16/17 Contracted general activity (UDA)	260
Carry forward general activity (UDA)	0
16/17 Contracted orthodontic activity (UOA)	0
Carry forward orthodontic activity (UOA)	0
Baseline contract value	£6,876.00

### ACCESS\*

Patients seen in 24 months	Total	Change since previous quarter
Quarter ending December 2015	377	
Quarter ending March 2016	401	↑
Quarter ending June 2016	430	↑
Quarter ending September 2016	362	↓
Quarter ending December 2016	309	↓
<b>Variance since December 2015</b>	<b>(18.0%)</b>	<b>↓</b>



### ACTIVITY



Month	Adjusted Scheduled Activity (UDA)	
	2016	2017
April	23	7
May	82	141
June	182	196
July	282	196
August	316	196
September	469	196
October	567	196
November	666	196
December	739	196
January	803	
February	912	
March	1,022	
April	1,041	
May	1,042	
June	1,042	

### QUALITY

	Quantity	Base Number	Contract	AT	Region	England
% of FP17s for the same patient ID Re-attending within 3 months - Children	1	21	4.8%	12.5%	13.4%	12.4%
% of FP17s for the same patient ID Re-attending within 3 months - Adults	2	166	1.2%	17.6%	17.3%	16.6%
% of FP17s for the same patient ID Re-attending between 3 & 9 months - Children	0	21	0.0%	53.9%	58.9%	57.5%
% of FP17s for the same patient ID Re-attending between 3 & 9 months - Adults	2	166	1.2%	44.9%	52.5%	50.4%
% of FP17s for Band 1 Urgent Courses	154	161	95.7%	11.6%	9.3%	9.1%
% of FP17s Relating to Free Repair or Replacements	0	161	0.0%	1.0%	1.0%	0.8%
% of FP17s Relating to Continuations	0	161	0.0%	1.4%	1.5%	1.3%
% of Patients satisfied with the dentistry they have received	0	0	N/A	93.9%	93.1%	92.7%
% of Patients satisfied with the time they had to wait for an appointment	0	0	N/A	89.2%	89.8%	88.8%

\* This is based on patients treated on this contract for their most recent course of treatment. Figures in italics indicate the base number of FP17s or Patient Questionnaire responses are less than 100. N/A is shown where the base number of responses is less than 10 during the period. % is calculated as Quantity/Base number\*100

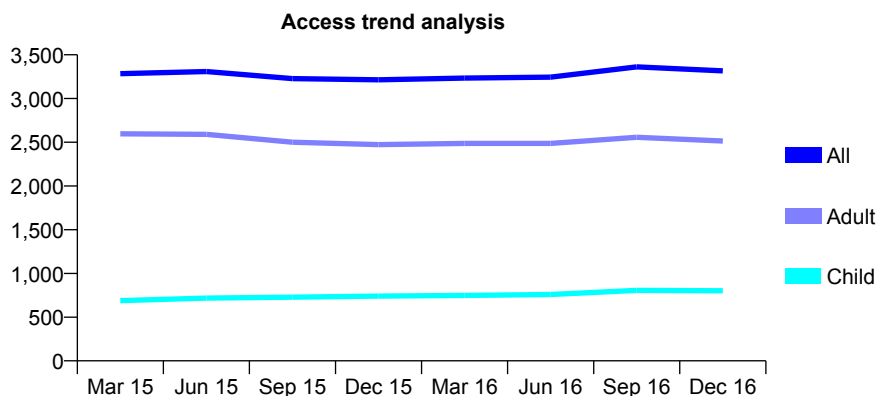
## Q48 - Vital Signs At a Glance Contract Report for 383732/0001 - December 2016

Name or company name	MR JP BRACKEN
Contract type name	GDS Contract
Purpose of contract	General
Contract start date	01/04/2006
Contract end date	

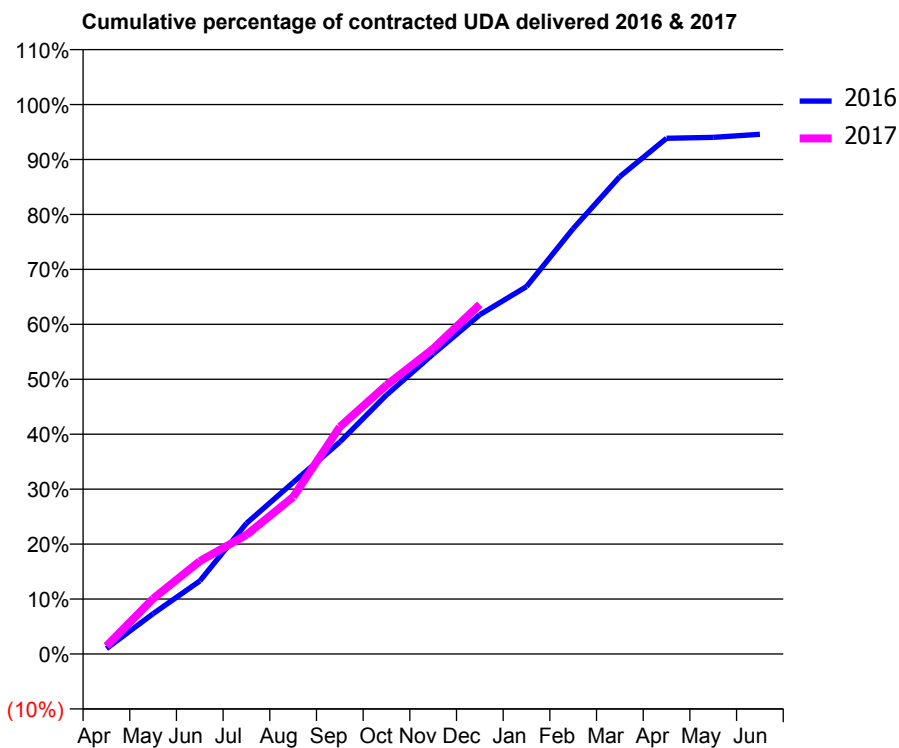
16/17 Contracted general activity (UDA)	11,178
Carry forward general activity (UDA)	0
16/17 Contracted orthodontic activity (UOA)	0
Carry forward orthodontic activity (UOA)	0
Baseline contract value	£285,152.76

### ACCESS\*

Patients seen in 24 months	Total	Change since previous quarter
Quarter ending December 2015	3,214	
Quarter ending March 2016	3,234	→
Quarter ending June 2016	3,245	→
Quarter ending September 2016	3,362	↑
Quarter ending December 2016	3,316	↓
<b>Variance since December 2015</b>	<b>3.2%</b>	<b>↑</b>



### ACTIVITY



Month	Adjusted Scheduled Activity (UDA)	
	2016	2017
April	109	162
May	819	1,128
June	1,486	1,889
July	2,660	2,424
August	3,490	3,193
September	4,311	4,620
October	5,270	5,470
November	6,101	6,209
December	6,902	7,112
January	7,473	
February	8,655	
March	9,712	
April	10,492	
May	10,511	
June	10,573	

### QUALITY

	Quantity	Base Number	Contract	AT	Region	England
% of FP17s for the same patient ID Re-attending within 3 months - Children	35	631	5.5%	12.5%	13.4%	12.4%
% of FP17s for the same patient ID Re-attending within 3 months - Adults	297	2,090	14.2%	17.6%	17.3%	16.6%
% of FP17s for the same patient ID Re-attending between 3 & 9 months - Children	169	631	26.8%	53.9%	58.9%	57.5%
% of FP17s for the same patient ID Re-attending between 3 & 9 months - Adults	579	2,090	27.7%	44.9%	52.5%	50.4%
% of FP17s for Band 1 Urgent Courses	244	2,381	10.2%	11.6%	9.3%	9.1%
% of FP17s Relating to Free Repair or Replacements	39	2,381	1.6%	1.0%	1.0%	0.8%
% of FP17s Relating to Continuations	51	2,381	2.1%	1.4%	1.5%	1.3%
% of Patients satisfied with the dentistry they have received	10	11	90.9%	93.9%	93.1%	92.7%
% of Patients satisfied with the time they had to wait for an appointment	11	11	100.0%	89.2%	89.8%	88.8%

\* This is based on patients treated on this contract for their most recent course of treatment. Figures in italics indicate the base number of FP17s or Patient Questionnaire responses are less than 100. N/A is shown where the base number of responses is less than 10 during the period. % is calculated as Quantity/Base number\*100



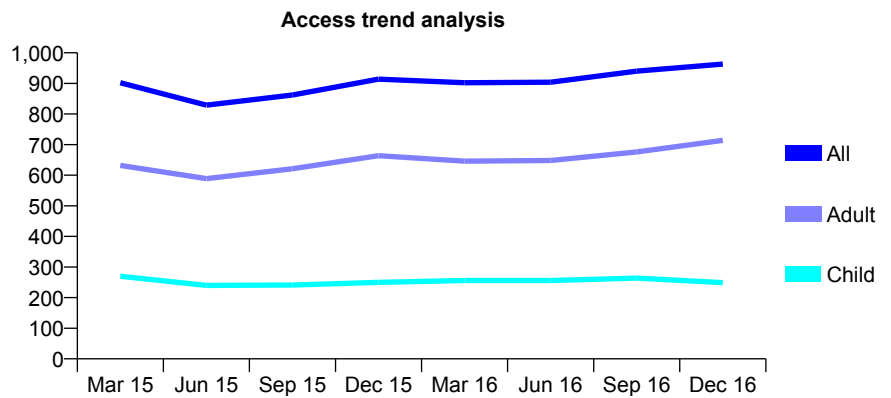
## Q48 - Vital Signs At a Glance Contract Report for 383732/0003 - December 2016

Name or company name	MR JP BRACKEN
Contract type name	GDS Contract
Purpose of contract	General
Contract start date	01/04/2006
Contract end date	

16/17 Contracted general activity (UDA)	2,380
Carry forward general activity (UDA)	28
16/17 Contracted orthodontic activity (UOA)	0
Carry forward orthodontic activity (UOA)	0
Baseline contract value	£51,413.48

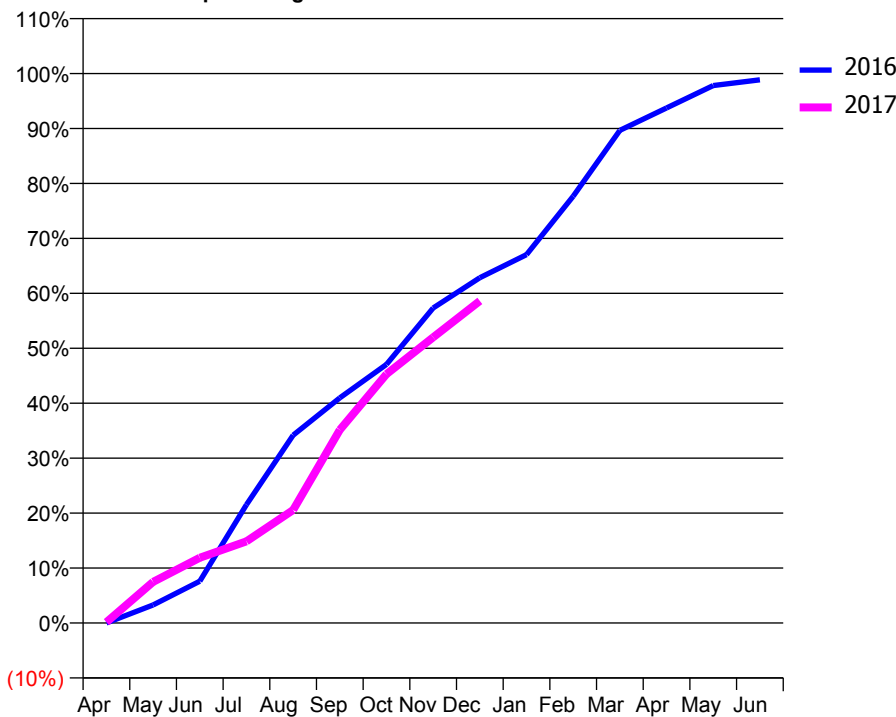
### ACCESS\*

Patients seen in 24 months	Total	Change since previous quarter
Quarter ending December 2015	914	
Quarter ending March 2016	902	↓
Quarter ending June 2016	904	→
Quarter ending September 2016	940	↑
Quarter ending December 2016	963	↑
<b>Variance since December 2015</b>	<b>5.4%</b>	<b>↑</b>



### ACTIVITY

Cumulative percentage of contracted UDA delivered 2016 & 2017



Month	Adjusted Scheduled Activity (UDA)	
	2016	2017
April	0	4
May	78	178
June	181	283
July	512	354
August	813	489
September	975	837
October	1,120	1,078
November	1,365	1,237
December	1,496	1,395
January	1,595	
February	1,848	
March	2,134	
April	2,231	
May	2,328	
June	2,352	

### QUALITY

	Quantity	Base Number	Contract	AT	Region	England
% of FP17s for the same patient ID Re-attending within 3 months - Children	11	209	5.3%	12.5%	13.4%	12.4%
% of FP17s for the same patient ID Re-attending within 3 months - Adults	30	567	5.3%	17.6%	17.3%	16.6%
% of FP17s for the same patient ID Re-attending between 3 & 9 months - Children	33	209	15.8%	53.9%	58.9%	57.5%
% of FP17s for the same patient ID Re-attending between 3 & 9 months - Adults	76	567	13.4%	44.9%	52.5%	50.4%
% of FP17s for Band 1 Urgent Courses	71	657	10.8%	11.6%	9.3%	9.1%
% of FP17s Relating to Free Repair or Replacements	8	657	1.2%	1.0%	1.0%	0.8%
% of FP17s Relating to Continuations	8	657	1.2%	1.4%	1.5%	1.3%
% of Patients satisfied with the dentistry they have received	1	2	N/A	93.9%	93.1%	92.7%
% of Patients satisfied with the time they had to wait for an appointment	1	2	N/A	89.2%	89.8%	88.8%

\* This is based on patients treated on this contract for their most recent course of treatment. Figures in italics indicate the base number of FP17s or Patient Questionnaire responses are less than 100. N/A is shown where the base number of responses is less than 10 during the period. % is calculated as Quantity/Base number\*100

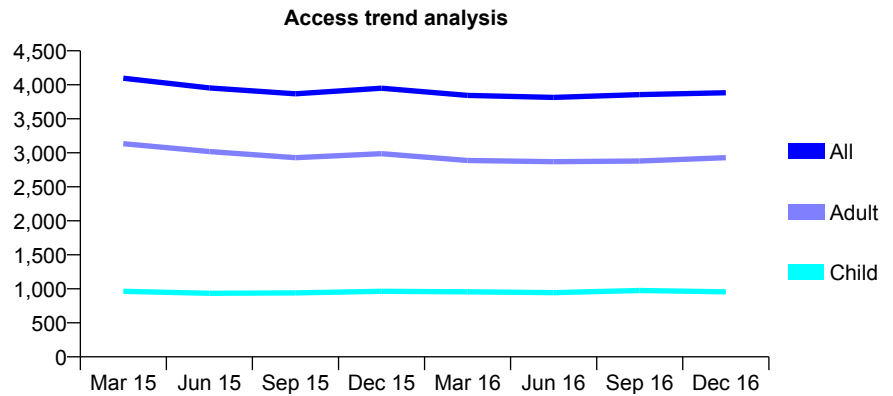
## Q48 - Vital Signs At a Glance Contract Report for 396109/0001 - December 2016

Name or company name	MR J BUCKNOR-AJIBADE
Contract type name	GDS Contract
Purpose of contract	General
Contract start date	24/11/2008
Contract end date	

16/17 Contracted general activity (UDA)	16,249
Carry forward general activity (UDA)	0
16/17 Contracted orthodontic activity (UOA)	0
Carry forward orthodontic activity (UOA)	0
Baseline contract value	£414,514.87

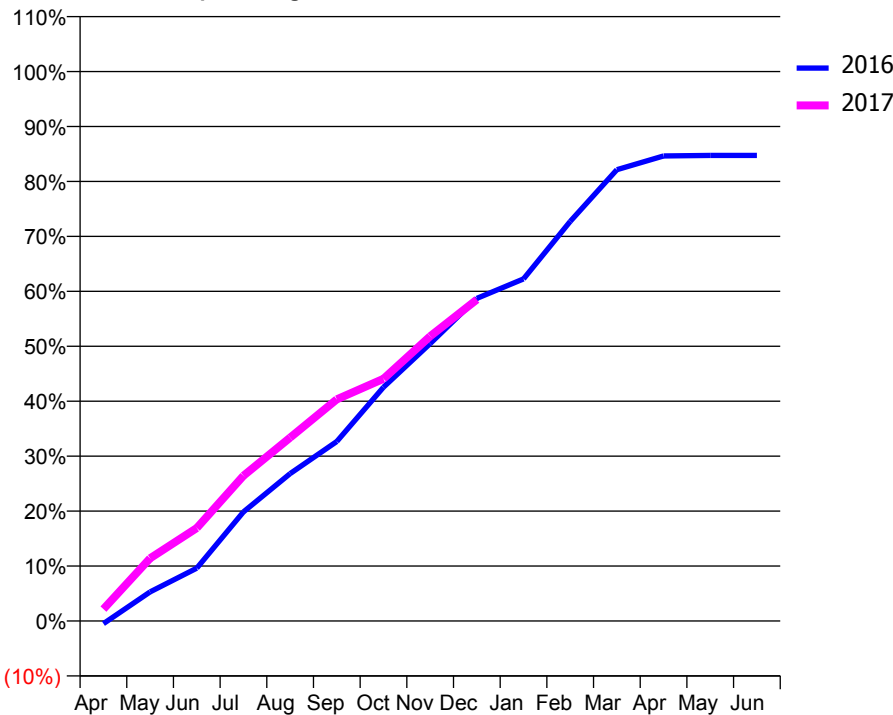
### ACCESS\*

Patients seen in 24 months	Total	Change since previous quarter
Quarter ending December 2015	3,950	
Quarter ending March 2016	3,844	↓
Quarter ending June 2016	3,814	→
Quarter ending September 2016	3,855	→
Quarter ending December 2016	3,884	→
<b>Variance since December 2015</b>	<b>(1.7%)</b>	<b>↓</b>



### ACTIVITY

Cumulative percentage of contracted UDA delivered 2016 & 2017



Month	Adjusted Scheduled Activity (UDA)	
	2016	2017
April	-81	354
May	861	1,854
June	1,562	2,752
July	3,228	4,297
August	4,360	5,425
September	5,311	6,554
October	6,913	7,161
November	8,204	8,421
December	9,541	9,506
January	10,116	
February	11,814	
March	13,347	
April	13,753	
May	13,768	
June	13,768	

### QUALITY

	Quantity	Base Number	Contract	AT	Region	England
% of FP17s for the same patient ID Re-attending within 3 months - Children	99	887	11.2%	12.5%	13.4%	12.4%
% of FP17s for the same patient ID Re-attending within 3 months - Adults	573	2,830	20.2%	17.6%	17.3%	16.6%
% of FP17s for the same patient ID Re-attending between 3 & 9 months - Children	385	887	43.4%	53.9%	58.9%	57.5%
% of FP17s for the same patient ID Re-attending between 3 & 9 months - Adults	1,172	2,830	41.4%	44.9%	52.5%	50.4%
% of FP17s for Band 1 Urgent Courses	351	3,485	10.1%	11.6%	9.3%	9.1%
% of FP17s Relating to Free Repair or Replacements	48	3,485	1.4%	1.0%	1.0%	0.8%
% of FP17s Relating to Continuations	17	3,485	0.5%	1.4%	1.5%	1.3%
% of Patients satisfied with the dentistry they have received	6	6	N/A	93.9%	93.1%	92.7%
% of Patients satisfied with the time they had to wait for an appointment	5	6	N/A	89.2%	89.8%	88.8%

\* This is based on patients treated on this contract for their most recent course of treatment. Figures in italics indicate the base number of FP17s or Patient Questionnaire responses are less than 100. N/A is shown where the base number of responses is less than 10 during the period. % is calculated as Quantity/Base number\*100

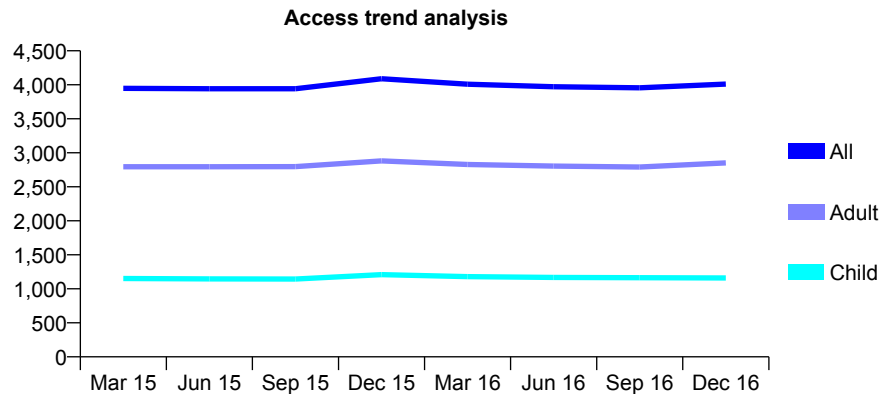
## Q48 - Vital Signs At a Glance Contract Report for 568147/0001 - December 2016

Name or company name	MR SA O'HARA
Contract type name	GDS Contract
Purpose of contract	General
Contract start date	01/04/2006
Contract end date	

16/17 Contracted general activity (UDA)	11,616
Carry forward general activity (UDA)	0
16/17 Contracted orthodontic activity (UOA)	0
Carry forward orthodontic activity (UOA)	0
Baseline contract value	£296,326.22

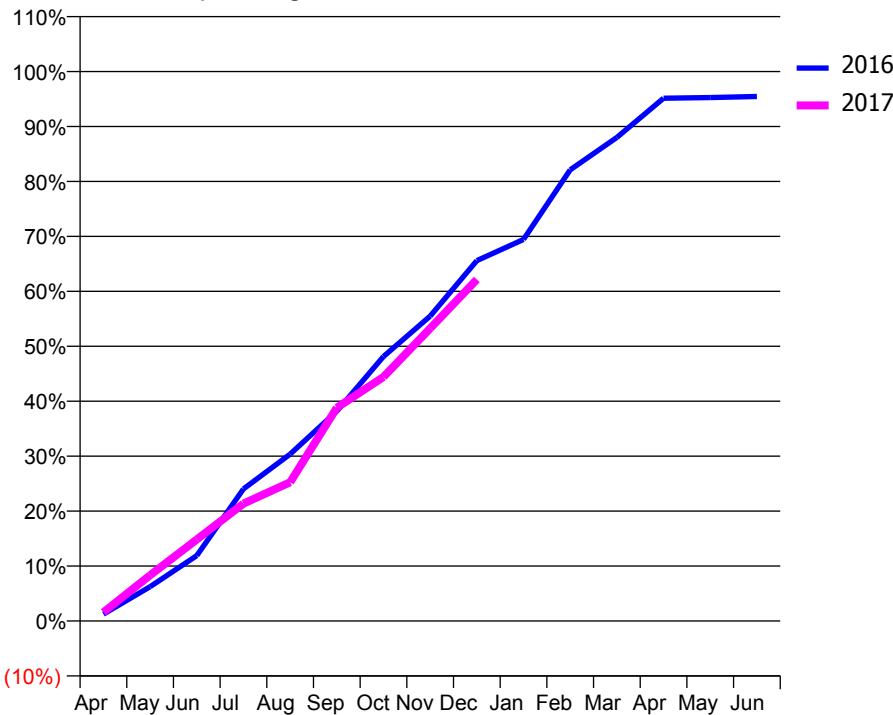
### ACCESS\*

Patients seen in 24 months	Total	Change since previous quarter
Quarter ending December 2015	4,090	
Quarter ending March 2016	4,008	↓
Quarter ending June 2016	3,972	→
Quarter ending September 2016	3,955	→
Quarter ending December 2016	4,010	→
<b>Variance since December 2015</b>	<b>(2.0%)</b>	<b>↓</b>



### ACTIVITY

Cumulative percentage of contracted UDA delivered 2016 & 2017



Month	Adjusted Scheduled Activity (UDA)	
	2016	2017
April	146	186
May	725	969
June	1,384	1,724
July	2,793	2,481
August	3,528	2,932
September	4,436	4,508
October	5,592	5,161
November	6,444	6,185
December	7,618	7,221
January	8,067	
February	9,539	
March	10,223	
April	11,051	
May	11,066	
June	11,088	

### QUALITY

	Quantity	Base Number	Contract	AT	Region	England
% of FP17s for the same patient ID Re-attending within 3 months - Children	106	1,046	10.1%	12.5%	13.4%	12.4%
% of FP17s for the same patient ID Re-attending within 3 months - Adults	574	2,661	21.6%	17.6%	17.3%	16.6%
% of FP17s for the same patient ID Re-attending between 3 & 9 months - Children	417	1,046	39.9%	53.9%	58.9%	57.5%
% of FP17s for the same patient ID Re-attending between 3 & 9 months - Adults	997	2,661	37.5%	44.9%	52.5%	50.4%
% of FP17s for Band 1 Urgent Courses	573	3,309	17.3%	11.6%	9.3%	9.1%
% of FP17s Relating to Free Repair or Replacements	0	3,309	0.0%	1.0%	1.0%	0.8%
% of FP17s Relating to Continuations	0	3,309	0.0%	1.4%	1.5%	1.3%
% of Patients satisfied with the dentistry they have received	3	4	N/A	93.9%	93.1%	92.7%
% of Patients satisfied with the time they had to wait for an appointment	4	4	N/A	89.2%	89.8%	88.8%

\* This is based on patients treated on this contract for their most recent course of treatment. Figures in italics indicate the base number of FP17s or Patient Questionnaire responses are less than 100. N/A is shown where the base number of responses is less than 10 during the period. % is calculated as Quantity/Base number\*100

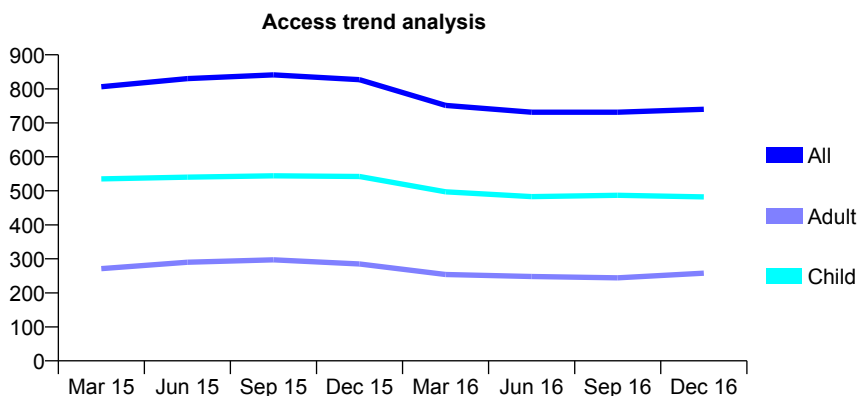
## Q48 - Vital Signs At a Glance Contract Report for 573140/0001 - December 2016

Name or company name	MR MJ FORDE
Contract type name	GDS Contract
Purpose of contract	General
Contract start date	01/04/2006
Contract end date	

16/17 Contracted general activity (UDA)	2,000
Carry forward general activity (UDA)	0
16/17 Contracted orthodontic activity (UOA)	0
Carry forward orthodontic activity (UOA)	0
Baseline contract value	£51,020.35

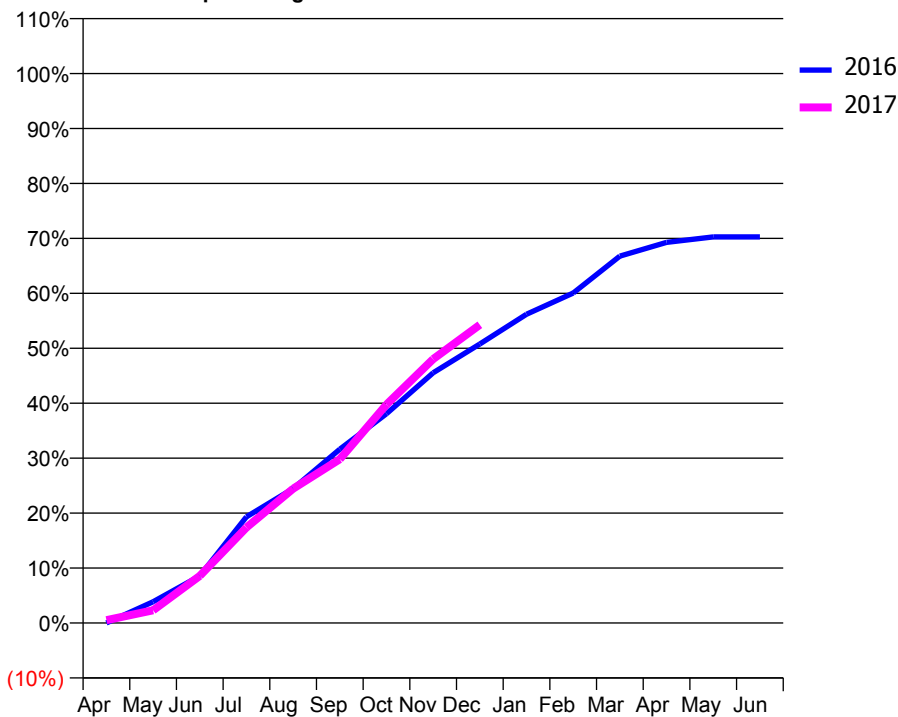
### ACCESS\*

Patients seen in 24 months	Total	Change since previous quarter
Quarter ending December 2015	827	
Quarter ending March 2016	751	↓
Quarter ending June 2016	731	↓
Quarter ending September 2016	731	→
Quarter ending December 2016	740	→
<b>Variance since December 2015</b>	<b>(10.5%)</b>	<b>↓</b>



### ACTIVITY

Cumulative percentage of contracted UDA delivered 2016 & 2017



Month	Adjusted Scheduled Activity (UDA)	
	2016	2017
April	0	10
May	78	46
June	172	171
July	387	348
August	489	489
September	633	596
October	762	795
November	911	961
December	1,016	1,086
January	1,124	
February	1,201	
March	1,336	
April	1,385	
May	1,405	
June	1,405	

### QUALITY

	Quantity	Base Number	Contract	AT	Region	England
% of FP17s for the same patient ID Re-attending within 3 months - Children	37	485	7.6%	12.5%	13.4%	12.4%
% of FP17s for the same patient ID Re-attending within 3 months - Adults	15	126	11.9%	17.6%	17.3%	16.6%
% of FP17s for the same patient ID Re-attending between 3 & 9 months - Children	176	485	36.3%	53.9%	58.9%	57.5%
% of FP17s for the same patient ID Re-attending between 3 & 9 months - Adults	23	126	18.3%	44.9%	52.5%	50.4%
% of FP17s for Band 1 Urgent Courses	22	562	3.9%	11.6%	9.3%	9.1%
% of FP17s Relating to Free Repair or Replacements	0	562	0.0%	1.0%	1.0%	0.8%
% of FP17s Relating to Continuations	0	562	0.0%	1.4%	1.5%	1.3%
% of Patients satisfied with the dentistry they have received	0	0	N/A	93.9%	93.1%	92.7%
% of Patients satisfied with the time they had to wait for an appointment	0	0	N/A	89.2%	89.8%	88.8%

\* This is based on patients treated on this contract for their most recent course of treatment. Figures in italics indicate the base number of FP17s or Patient Questionnaire responses are less than 100. N/A is shown where the base number of responses is less than 10 during the period. % is calculated as Quantity/Base number\*100

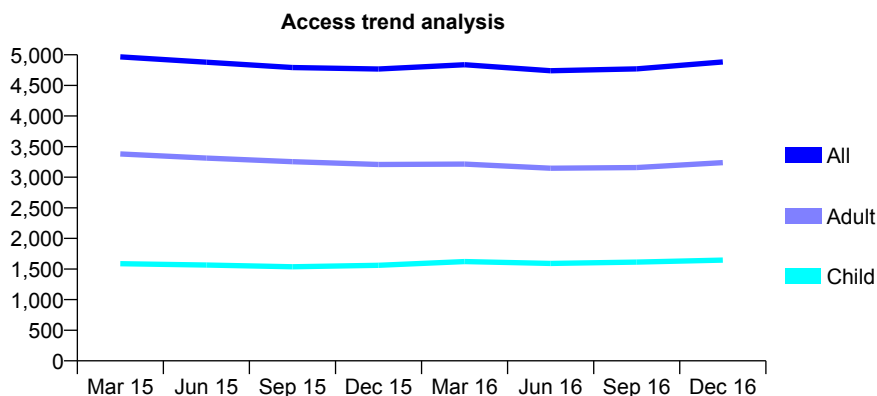
## Q48 - Vital Signs At a Glance Contract Report for 576107/0001 - December 2016

Name or company name	MR NP MARRAY
Contract type name	GDS Contract
Purpose of contract	General
Contract start date	01/04/2006
Contract end date	

16/17 Contracted general activity (UDA)	13,731
Carry forward general activity (UDA)	173
16/17 Contracted orthodontic activity (UOA)	0
Carry forward orthodontic activity (UOA)	0
Baseline contract value	£350,280.26

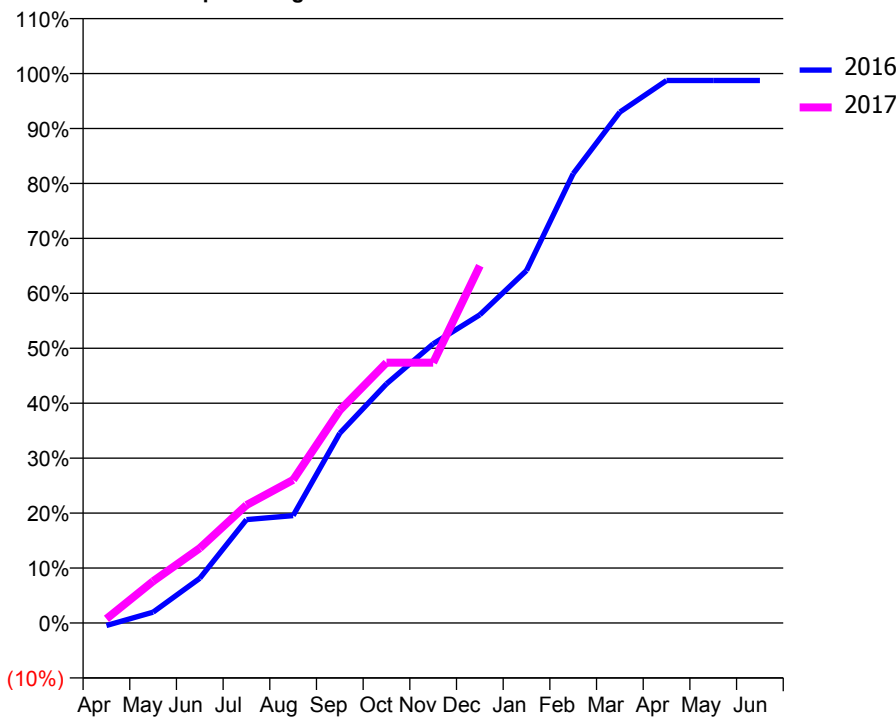
### ACCESS\*

Patients seen in 24 months	Total	Change since previous quarter
Quarter ending December 2015	4,769	
Quarter ending March 2016	4,837	→
Quarter ending June 2016	4,739	↓
Quarter ending September 2016	4,771	→
Quarter ending December 2016	4,884	↑
<b>Variance since December 2015</b>	<b>2.4%</b>	<b>↑</b>



### ACTIVITY

Cumulative percentage of contracted UDA delivered 2016 & 2017



Month	Adjusted Scheduled Activity (UDA)	
	2016	2017
April	-64	105
May	272	1,044
June	1,119	1,871
July	2,585	2,949
August	2,684	3,575
September	4,742	5,317
October	5,976	6,507
November	6,976	6,507
December	7,703	8,928
January	8,808	
February	11,228	
March	12,767	
April	13,555	
May	13,557	
June	13,558	

### QUALITY

	Quantity	Base Number	Contract	AT	Region	England
% of FP17s for the same patient ID Re-attending within 3 months - Children	270	1,628	16.6%	12.5%	13.4%	12.4%
% of FP17s for the same patient ID Re-attending within 3 months - Adults	503	2,617	19.2%	17.6%	17.3%	16.6%
% of FP17s for the same patient ID Re-attending between 3 & 9 months - Children	632	1,628	38.8%	53.9%	58.9%	57.5%
% of FP17s for the same patient ID Re-attending between 3 & 9 months - Adults	923	2,617	35.3%	44.9%	52.5%	50.4%
% of FP17s for Band 1 Urgent Courses	567	3,973	14.3%	11.6%	9.3%	9.1%
% of FP17s Relating to Free Repair or Replacements	25	3,973	0.6%	1.0%	1.0%	0.8%
% of FP17s Relating to Continuations	3	3,973	0.1%	1.4%	1.5%	1.3%
% of Patients satisfied with the dentistry they have received	2	2	N/A	93.9%	93.1%	92.7%
% of Patients satisfied with the time they had to wait for an appointment	2	2	N/A	89.2%	89.8%	88.8%

\* This is based on patients treated on this contract for their most recent course of treatment. Figures in italics indicate the base number of FP17s or Patient Questionnaire responses are less than 100. N/A is shown where the base number of responses is less than 10 during the period. % is calculated as Quantity/Base number\*100

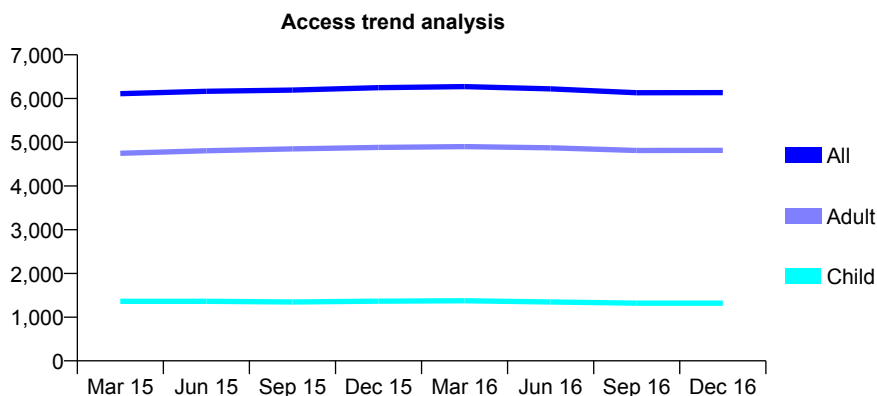
## Q48 - Vital Signs At a Glance Contract Report for 577197/0001 - December 2016

Name or company name	MR JN LEA
Contract type name	PDS Contract
Purpose of contract	General
Contract start date	01/04/2006
Contract end date	31/03/2021

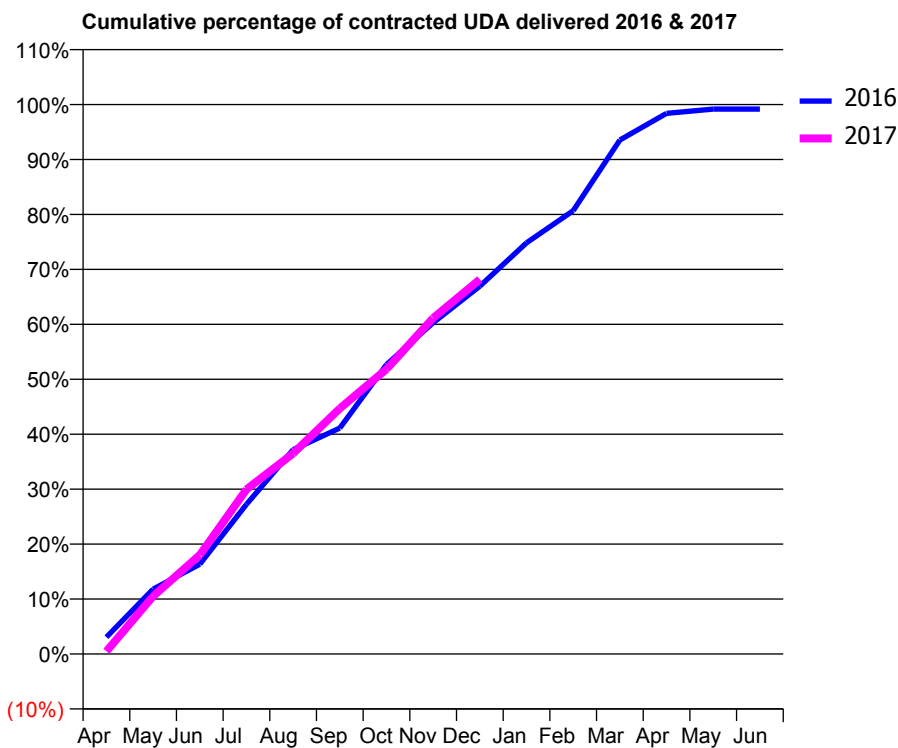
16/17 Contracted general activity (UDA)	18,596
Carry forward general activity (UDA)	153
16/17 Contracted orthodontic activity (UOA)	0
Carry forward orthodontic activity (UOA)	0
Baseline contract value	£618,211.87

### ACCESS\*

Patients seen in 24 months	Total	Change since previous quarter
Quarter ending December 2015	6,248	
Quarter ending March 2016	6,273	→
Quarter ending June 2016	6,220	→
Quarter ending September 2016	6,132	↓
Quarter ending December 2016	6,134	→
<b>Variance since December 2015</b>	<b>(1.8%)</b>	<b>↓</b>



### ACTIVITY



Month	Adjusted Scheduled Activity (UDA)	
	2016	2017
April	572	91
May	2,196	1,954
June	3,037	3,351
July	5,065	5,572
August	6,916	6,789
September	7,649	8,309
October	9,794	9,641
November	11,211	11,369
December	12,450	12,677
January	13,917	
February	15,004	
March	17,392	
April	18,296	
May	18,443	
June	18,443	

### QUALITY

	Quantity	Base Number	Contract	AT	Region	England
% of FP17s for the same patient ID Re-attending within 3 months - Children	156	1,536	10.2%	12.5%	13.4%	12.4%
% of FP17s for the same patient ID Re-attending within 3 months - Adults	1,072	5,498	19.5%	17.6%	17.3%	16.6%
% of FP17s for the same patient ID Re-attending between 3 & 9 months - Children	966	1,536	62.9%	53.9%	58.9%	57.5%
% of FP17s for the same patient ID Re-attending between 3 & 9 months - Adults	3,152	5,498	57.3%	44.9%	52.5%	50.4%
% of FP17s for Band 1 Urgent Courses	408	6,108	6.7%	11.6%	9.3%	9.1%
% of FP17s Relating to Free Repair or Replacements	45	6,108	0.7%	1.0%	1.0%	0.8%
% of FP17s Relating to Continuations	242	6,108	4.0%	1.4%	1.5%	1.3%
% of Patients satisfied with the dentistry they have received	19	19	100.0%	93.9%	93.1%	92.7%
% of Patients satisfied with the time they had to wait for an appointment	19	19	100.0%	89.2%	89.8%	88.8%

\* This is based on patients treated on this contract for their most recent course of treatment. Figures in italics indicate the base number of FP17s or Patient Questionnaire responses are less than 100. N/A is shown where the base number of responses is less than 10 during the period. % is calculated as Quantity/Base number\*100

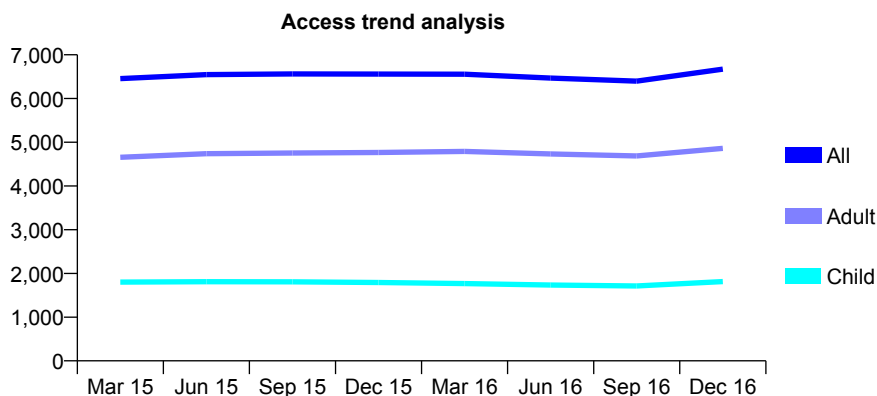
## Q48 - Vital Signs At a Glance Contract Report for 635324/0001 - December 2016

Name or company name	MR BD O'GORMAN
Contract type name	GDS Contract
Purpose of contract	General and Orthodontic
Contract start date	01/04/2006
Contract end date	

16/17 Contracted general activity (UDA)	22,067
Carry forward general activity (UDA)	0
16/17 Contracted orthodontic activity (UOA)	0
Carry forward orthodontic activity (UOA)	0
Baseline contract value	£559,760.59

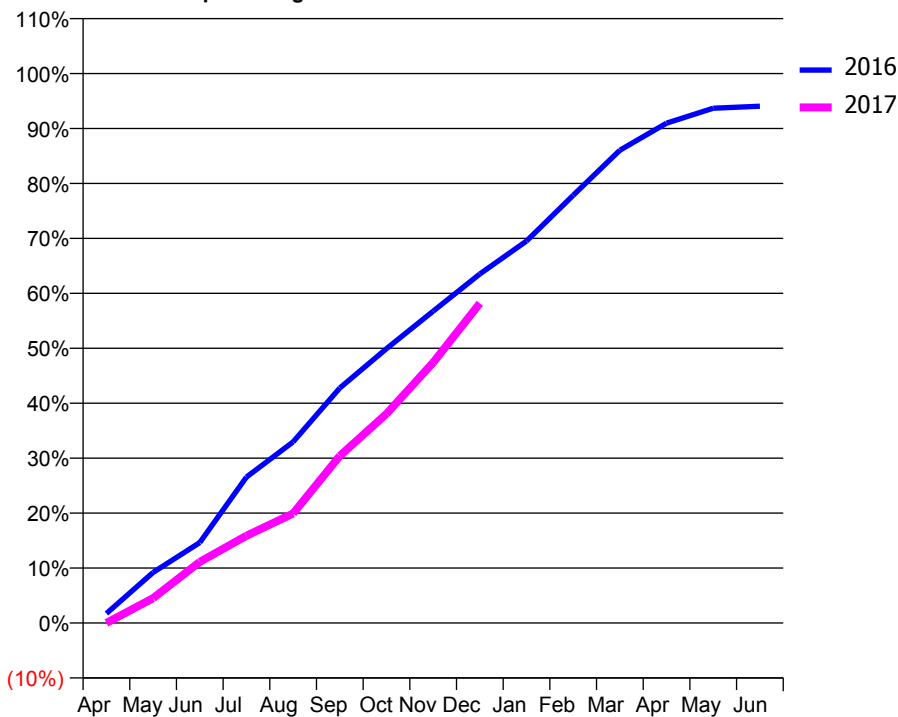
### ACCESS\*

Patients seen in 24 months	Total	Change since previous quarter
Quarter ending December 2015	6,560	
Quarter ending March 2016	6,557	→
Quarter ending June 2016	6,467	↓
Quarter ending September 2016	6,399	↓
Quarter ending December 2016	6,673	↑
<b>Variance since December 2015</b>	<b>1.7%</b>	<b>→</b>



### ACTIVITY

Cumulative percentage of contracted UDA delivered 2016 & 2017



Month	Adjusted Scheduled Activity (UDA)	
	2016	2017
April	410	0
May	2,185	1,000
June	3,476	2,457
July	6,300	3,507
August	7,821	4,399
September	10,151	6,712
October	11,845	8,399
November	13,466	10,460
December	15,068	12,836
January	16,492	
February	18,465	
March	20,414	
April	21,584	
May	22,227	
June	22,314	

### QUALITY

	Quantity	Base Number	Contract	AT	Region	England
% of FP17s for the same patient ID Re-attending within 3 months - Children	143	1,560	9.2%	12.5%	13.4%	12.4%
% of FP17s for the same patient ID Re-attending within 3 months - Adults	809	4,006	20.2%	17.6%	17.3%	16.6%
% of FP17s for the same patient ID Re-attending between 3 & 9 months - Children	586	1,560	37.6%	53.9%	58.9%	57.5%
% of FP17s for the same patient ID Re-attending between 3 & 9 months - Adults	1,338	4,006	33.4%	44.9%	52.5%	50.4%
% of FP17s for Band 1 Urgent Courses	655	4,883	13.4%	11.6%	9.3%	9.1%
% of FP17s Relating to Free Repair or Replacements	36	4,883	0.7%	1.0%	1.0%	0.8%
% of FP17s Relating to Continuations	70	4,883	1.4%	1.4%	1.5%	1.3%
% of Patients satisfied with the dentistry they have received	2	3	N/A	93.9%	93.1%	92.7%
% of Patients satisfied with the time they had to wait for an appointment	2	3	N/A	89.2%	89.8%	88.8%

\* This is based on patients treated on this contract for their most recent course of treatment. Figures in italics indicate the base number of FP17s or Patient Questionnaire responses are less than 100. N/A is shown where the base number of responses is less than 10 during the period. % is calculated as Quantity/Base number\*100



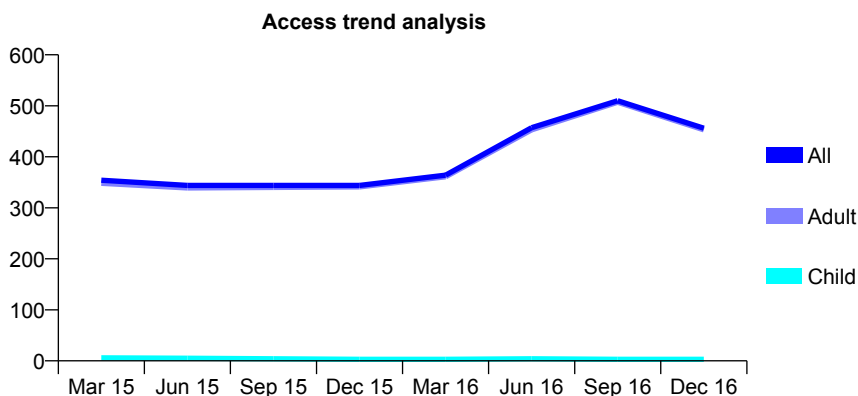
## Q48 - Vital Signs At a Glance Contract Report for 635359/0001 - December 2016

Name or company name	MR MP WINSTON
Contract type name	PDS Contract
Purpose of contract	General
Contract start date	01/04/2006
Contract end date	30/11/2016

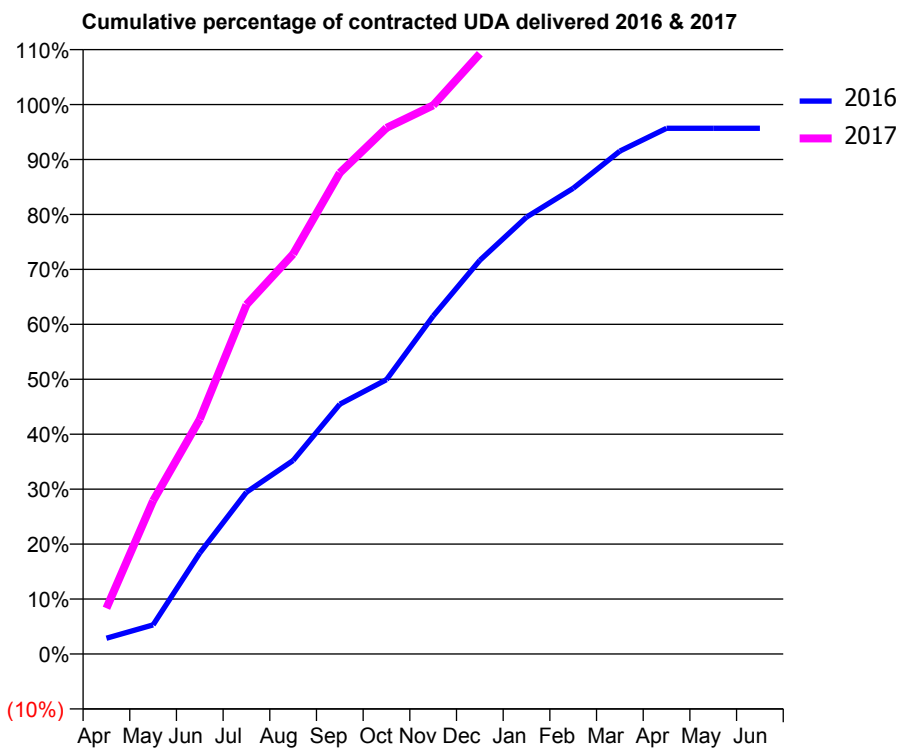
16/17 Contracted general activity (UDA)	1,022
Carry forward general activity (UDA)	0
16/17 Contracted orthodontic activity (UOA)	0
Carry forward orthodontic activity (UOA)	0
Baseline contract value	£76,149.34

### ACCESS\*

Patients seen in 24 months	Total	Change since previous quarter
Quarter ending December 2015	344	
Quarter ending March 2016	364	↑
Quarter ending June 2016	457	↑
Quarter ending September 2016	510	↑
Quarter ending December 2016	456	↓
<b>Variance since December 2015</b>	<b>32.6%</b>	<b>↑</b>



### ACTIVITY



Month	Adjusted Scheduled Activity (UDA)	
	2016	2017
April	44	85
May	81	285
June	282	437
July	452	650
August	540	744
September	697	895
October	765	978
November	943	1,020
December	1,098	1,116
January	1,219	
February	1,299	
March	1,403	
April	1,467	
May	1,467	
June	1,467	

### QUALITY

	Quantity	Base Number	Contract	AT	Region	England
% of FP17s for the same patient ID Re-attending within 3 months - Children	0	3	0.0%	12.5%	13.4%	12.4%
% of FP17s for the same patient ID Re-attending within 3 months - Adults	6	428	1.4%	17.6%	17.3%	16.6%
% of FP17s for the same patient ID Re-attending between 3 & 9 months - Children	0	3	0.0%	53.9%	58.9%	57.5%
% of FP17s for the same patient ID Re-attending between 3 & 9 months - Adults	0	428	0.0%	44.9%	52.5%	50.4%
% of FP17s for Band 1 Urgent Courses	22	386	5.7%	11.6%	9.3%	9.1%
% of FP17s Relating to Free Repair or Replacements	0	386	0.0%	1.0%	1.0%	0.8%
% of FP17s Relating to Continuations	0	386	0.0%	1.4%	1.5%	1.3%
% of Patients satisfied with the dentistry they have received	1	2	N/A	93.9%	93.1%	92.7%
% of Patients satisfied with the time they had to wait for an appointment	1	2	N/A	89.2%	89.8%	88.8%

\* This is based on patients treated on this contract for their most recent course of treatment. Figures in italics indicate the base number of FP17s or Patient Questionnaire responses are less than 100. N/A is shown where the base number of responses is less than 10 during the period. % is calculated as Quantity/Base number\*100

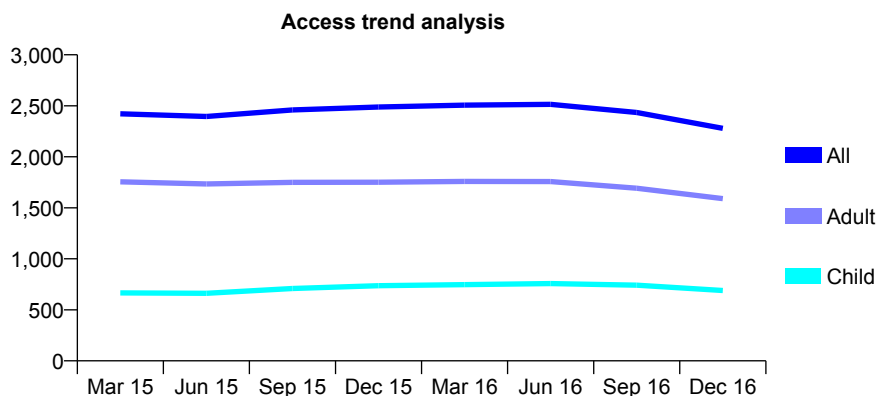
## Q48 - Vital Signs At a Glance Contract Report for 635529/0002 - December 2016

Name or company name	Runcorn Dental Practice
Contract type name	GDS Contract
Purpose of contract	General
Contract start date	01/04/2006
Contract end date	

16/17 Contracted general activity (UDA)	6,800
Carry forward general activity (UDA)	-67
16/17 Contracted orthodontic activity (UOA)	0
Carry forward orthodontic activity (UOA)	0
Baseline contract value	£249,855.93

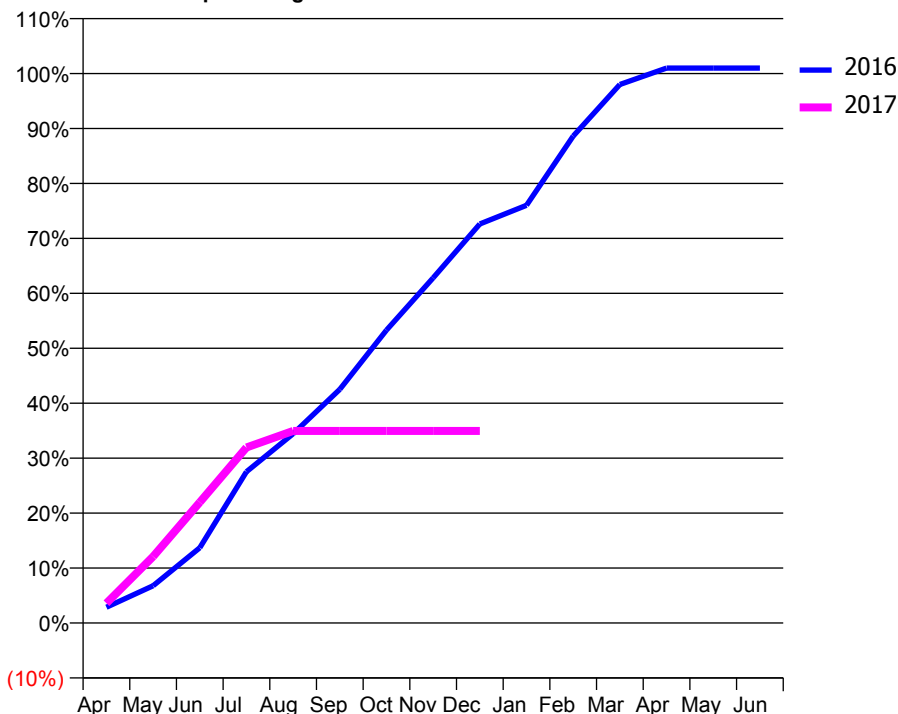
### ACCESS\*

Patients seen in 24 months	Total	Change since previous quarter
Quarter ending December 2015	2,488	
Quarter ending March 2016	2,506	→
Quarter ending June 2016	2,515	→
Quarter ending September 2016	2,434	↓
Quarter ending December 2016	2,279	↓
<b>Variance since December 2015</b>	<b>(8.4%)</b>	<b>↓</b>



### ACTIVITY

Cumulative percentage of contracted UDA delivered 2016 & 2017



Month	Adjusted Scheduled Activity (UDA)	
	2016	2017
April	195	245
May	461	823
June	932	1,494
July	1,872	2,172
August	2,342	2,377
September	2,892	2,377
October	3,625	2,377
November	4,271	2,377
December	4,938	2,377
January	5,170	
February	6,026	
March	6,664	
April	6,867	
May	6,867	
June	6,867	

### QUALITY

	Quantity	Base Number	Contract	AT	Region	England
% of FP17s for the same patient ID Re-attending within 3 months - Children	31	352	8.8%	12.5%	13.4%	12.4%
% of FP17s for the same patient ID Re-attending within 3 months - Adults	111	712	15.6%	17.6%	17.3%	16.6%
% of FP17s for the same patient ID Re-attending between 3 & 9 months - Children	186	352	52.8%	53.9%	58.9%	57.5%
% of FP17s for the same patient ID Re-attending between 3 & 9 months - Adults	237	712	33.3%	44.9%	52.5%	50.4%
% of FP17s for Band 1 Urgent Courses	52	978	5.3%	11.6%	9.3%	9.1%
% of FP17s Relating to Free Repair or Replacements	0	978	0.0%	1.0%	1.0%	0.8%
% of FP17s Relating to Continuations	16	978	1.6%	1.4%	1.5%	1.3%
% of Patients satisfied with the dentistry they have received	1	1	N/A	93.9%	93.1%	92.7%
% of Patients satisfied with the time they had to wait for an appointment	1	1	N/A	89.2%	89.8%	88.8%

\* This is based on patients treated on this contract for their most recent course of treatment. Figures in italics indicate the base number of FP17s or Patient Questionnaire responses are less than 100. N/A is shown where the base number of responses is less than 10 during the period. % is calculated as Quantity/Base number\*100

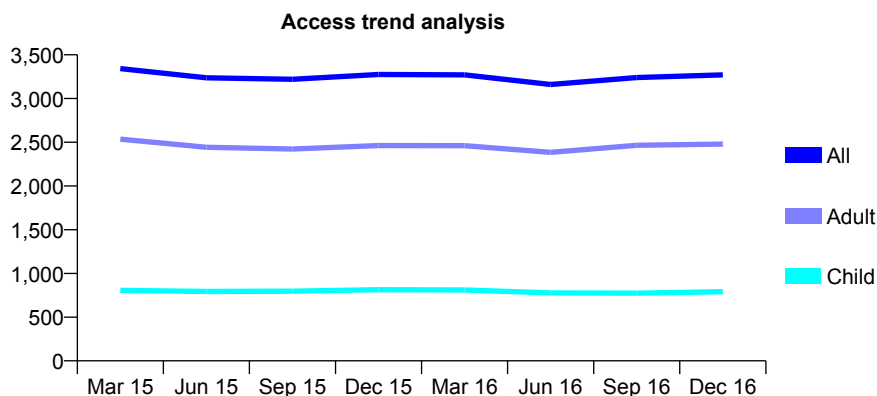
## Q48 - Vital Signs At a Glance Contract Report for 644048/0001 - December 2016

Name or company name	MR KL NEO
Contract type name	GDS Contract
Purpose of contract	General
Contract start date	01/04/2006
Contract end date	

16/17 Contracted general activity (UDA)	14,079
Carry forward general activity (UDA)	0
16/17 Contracted orthodontic activity (UOA)	0
Carry forward orthodontic activity (UOA)	0
Baseline contract value	£342,392.63

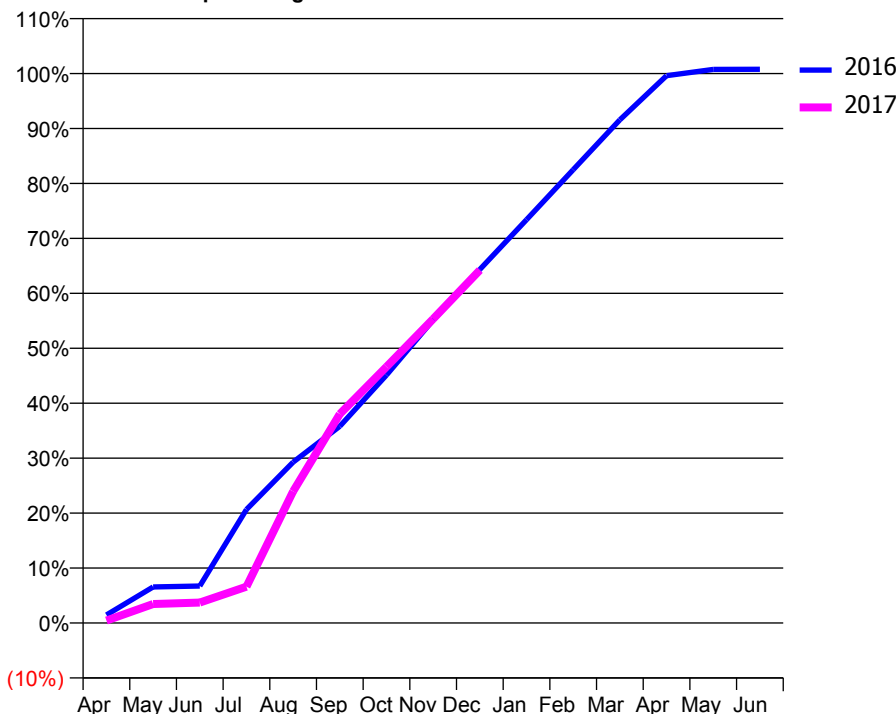
### ACCESS\*

Patients seen in 24 months	Total	Change since previous quarter
Quarter ending December 2015	3,275	
Quarter ending March 2016	3,270	→
Quarter ending June 2016	3,161	↓
Quarter ending September 2016	3,240	↑
Quarter ending December 2016	3,270	→
<b>Variance since December 2015</b>	<b>(0.2%)</b>	<b>→</b>



### ACTIVITY

Cumulative percentage of contracted UDA delivered 2016 & 2017



Month	Adjusted Scheduled Activity (UDA)	
	2016	2017
April	206	62
May	925	486
June	948	524
July	2,909	932
August	4,122	3,375
September	5,041	5,355
October	6,352	6,564
November	7,763	7,793
December	9,061	9,041
January	10,334	
February	11,613	
March	12,892	
April	14,023	
May	14,184	
June	14,188	

### QUALITY

	Quantity	Base Number	Contract	AT	Region	England
% of FP17s for the same patient ID Re-attending within 3 months - Children	65	677	9.6%	12.5%	13.4%	12.4%
% of FP17s for the same patient ID Re-attending within 3 months - Adults	454	2,170	20.9%	17.6%	17.3%	16.6%
% of FP17s for the same patient ID Re-attending between 3 & 9 months - Children	266	677	39.3%	53.9%	58.9%	57.5%
% of FP17s for the same patient ID Re-attending between 3 & 9 months - Adults	731	2,170	33.7%	44.9%	52.5%	50.4%
% of FP17s for Band 1 Urgent Courses	330	2,473	13.3%	11.6%	9.3%	9.1%
% of FP17s Relating to Free Repair or Replacements	48	2,473	1.9%	1.0%	1.0%	0.8%
% of FP17s Relating to Continuations	28	2,473	1.1%	1.4%	1.5%	1.3%
% of Patients satisfied with the dentistry they have received	6	8	N/A	93.9%	93.1%	92.7%
% of Patients satisfied with the time they had to wait for an appointment	8	8	N/A	89.2%	89.8%	88.8%

\* This is based on patients treated on this contract for their most recent course of treatment. Figures in italics indicate the base number of FP17s or Patient Questionnaire responses are less than 100. N/A is shown where the base number of responses is less than 10 during the period. % is calculated as Quantity/Base number\*100

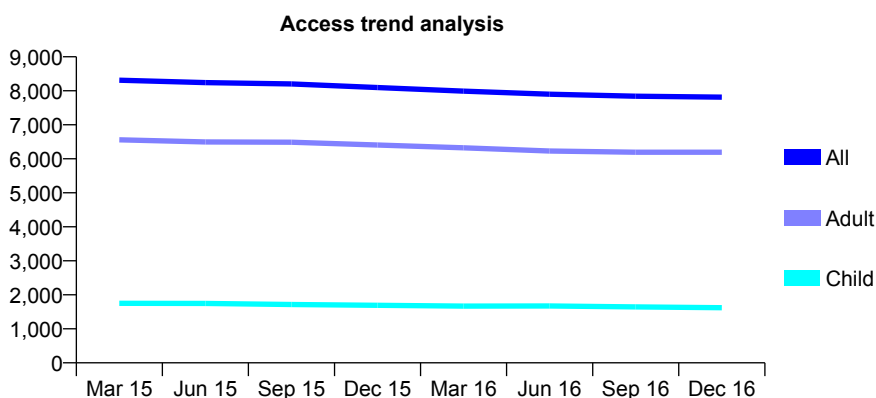
## Q48 - Vital Signs At a Glance Contract Report for 644935/0001 - December 2016

Name or company name	MR DA CALDWELL
Contract type name	GDS Contract
Purpose of contract	General
Contract start date	01/05/2008
Contract end date	

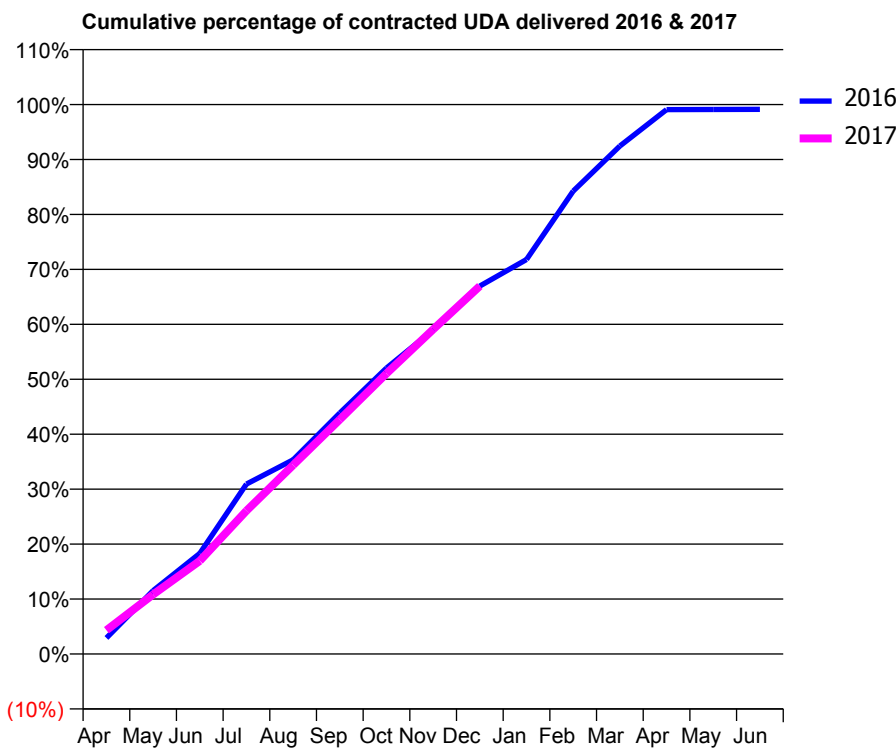
16/17 Contracted general activity (UDA)	25,000
Carry forward general activity (UDA)	-223
16/17 Contracted orthodontic activity (UOA)	0
Carry forward orthodontic activity (UOA)	0
Baseline contract value	£651,339.17

### ACCESS\*

Patients seen in 24 months	Total	Change since previous quarter
Quarter ending December 2015	8,096	
Quarter ending March 2016	7,991	↓
Quarter ending June 2016	7,901	↓
Quarter ending September 2016	7,840	→
Quarter ending December 2016	7,814	→
<b>Variance since December 2015</b>	<b>(3.5%)</b>	<b>↓</b>



### ACTIVITY



Month	Adjusted Scheduled Activity (UDA)	
	2016	2017
April	733	1,085
May	2,885	2,710
June	4,577	4,238
July	7,732	6,516
August	8,839	8,595
September	10,965	10,669
October	13,008	12,759
November	14,748	14,768
December	16,739	16,740
January	17,945	
February	21,059	
March	23,114	
April	24,768	
May	24,774	
June	24,777	

### QUALITY

	Quantity	Base Number	Contract	AT	Region	England
% of FP17s for the same patient ID Re-attending within 3 months - Children	158	2,185	7.2%	12.5%	13.4%	12.4%
% of FP17s for the same patient ID Re-attending within 3 months - Adults	1,123	6,457	17.4%	17.6%	17.3%	16.6%
% of FP17s for the same patient ID Re-attending between 3 & 9 months - Children	1,455	2,185	66.6%	53.9%	58.9%	57.5%
% of FP17s for the same patient ID Re-attending between 3 & 9 months - Adults	3,134	6,457	48.5%	44.9%	52.5%	50.4%
% of FP17s for Band 1 Urgent Courses	733	7,998	9.2%	11.6%	9.3%	9.1%
% of FP17s Relating to Free Repair or Replacements	82	7,998	1.0%	1.0%	1.0%	0.8%
% of FP17s Relating to Continuations	171	7,998	2.1%	1.4%	1.5%	1.3%
% of Patients satisfied with the dentistry they have received	27	27	100.0%	93.9%	93.1%	92.7%
% of Patients satisfied with the time they had to wait for an appointment	25	27	92.6%	89.2%	89.8%	88.8%

\* This is based on patients treated on this contract for their most recent course of treatment. Figures in italics indicate the base number of FP17s or Patient Questionnaire responses are less than 100. N/A is shown where the base number of responses is less than 10 during the period. % is calculated as Quantity/Base number\*100

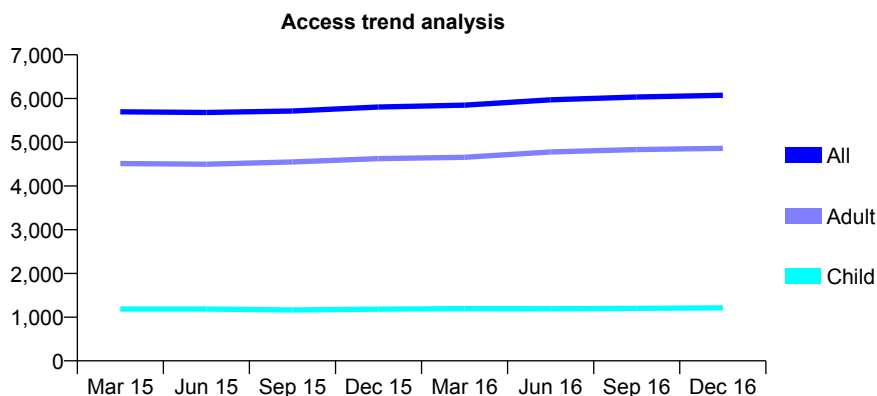
## Q48 - Vital Signs At a Glance Contract Report for 651621/0001 - December 2016

Name or company name	MRS A CHAMBERS
Contract type name	GDS Contract
Purpose of contract	General
Contract start date	01/04/2006
Contract end date	

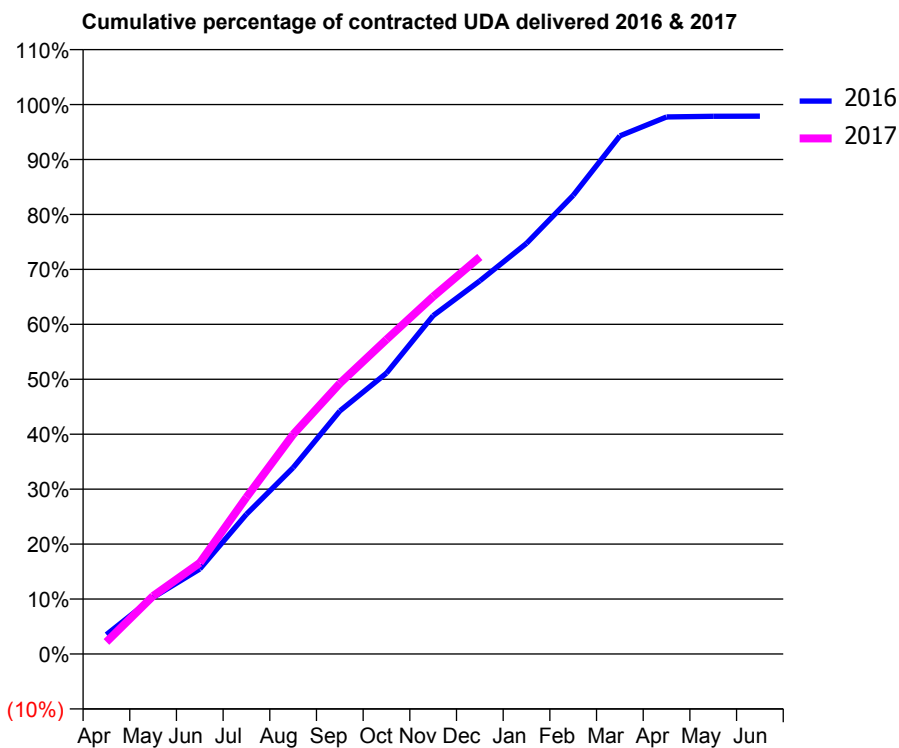
16/17 Contracted general activity (UDA)	15,988
Carry forward general activity (UDA)	337
16/17 Contracted orthodontic activity (UOA)	0
Carry forward orthodontic activity (UOA)	0
Baseline contract value	£372,318.29

### ACCESS\*

Patients seen in 24 months	Total	Change since previous quarter
Quarter ending December 2015	5,807	
Quarter ending March 2016	5,850	→
Quarter ending June 2016	5,971	↑
Quarter ending September 2016	6,034	→
Quarter ending December 2016	6,073	→
<b>Variance since December 2015</b>	<b>4.6%</b>	<b>↑</b>



### ACTIVITY



Month	Adjusted Scheduled Activity (UDA)	
	2016	2017
April	565	350
May	1,647	1,689
June	2,474	2,652
July	4,069	4,560
August	5,421	6,386
September	7,070	7,873
October	8,172	9,151
November	9,845	10,398
December	10,857	11,551
January	11,946	
February	13,345	
March	15,077	
April	15,625	
May	15,647	
June	15,651	

### QUALITY

	Quantity	Base Number	Contract	AT	Region	England
% of FP17s for the same patient ID Re-attending within 3 months - Children	73	1,169	6.2%	12.5%	13.4%	12.4%
% of FP17s for the same patient ID Re-attending within 3 months - Adults	534	4,273	12.5%	17.6%	17.3%	16.6%
% of FP17s for the same patient ID Re-attending between 3 & 9 months - Children	531	1,169	45.4%	53.9%	58.9%	57.5%
% of FP17s for the same patient ID Re-attending between 3 & 9 months - Adults	1,613	4,273	37.7%	44.9%	52.5%	50.4%
% of FP17s for Band 1 Urgent Courses	218	4,698	4.6%	11.6%	9.3%	9.1%
% of FP17s Relating to Free Repair or Replacements	55	4,698	1.2%	1.0%	1.0%	0.8%
% of FP17s Relating to Continuations	132	4,698	2.8%	1.4%	1.5%	1.3%
% of Patients satisfied with the dentistry they have received	10	10	100.0%	93.9%	93.1%	92.7%
% of Patients satisfied with the time they had to wait for an appointment	10	10	100.0%	89.2%	89.8%	88.8%

\* This is based on patients treated on this contract for their most recent course of treatment. Figures in italics indicate the base number of FP17s or Patient Questionnaire responses are less than 100. N/A is shown where the base number of responses is less than 10 during the period. % is calculated as Quantity/Base number\*100

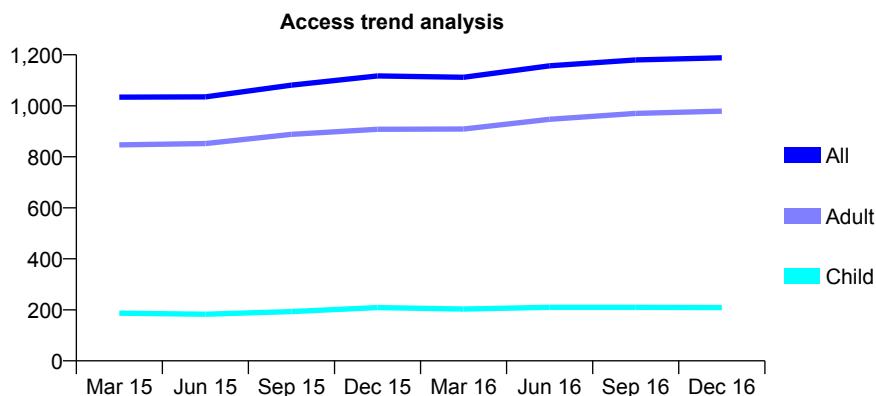
## Q48 - Vital Signs At a Glance Contract Report for 659975/0001 - December 2016

Name or company name	MR RP VIJAYANARAYANAN
Contract type name	GDS Contract
Purpose of contract	General
Contract start date	01/04/2006
Contract end date	

16/17 Contracted general activity (UDA)	4,239
Carry forward general activity (UDA)	0
16/17 Contracted orthodontic activity (UOA)	0
Carry forward orthodontic activity (UOA)	0
Baseline contract value	£203,917.31

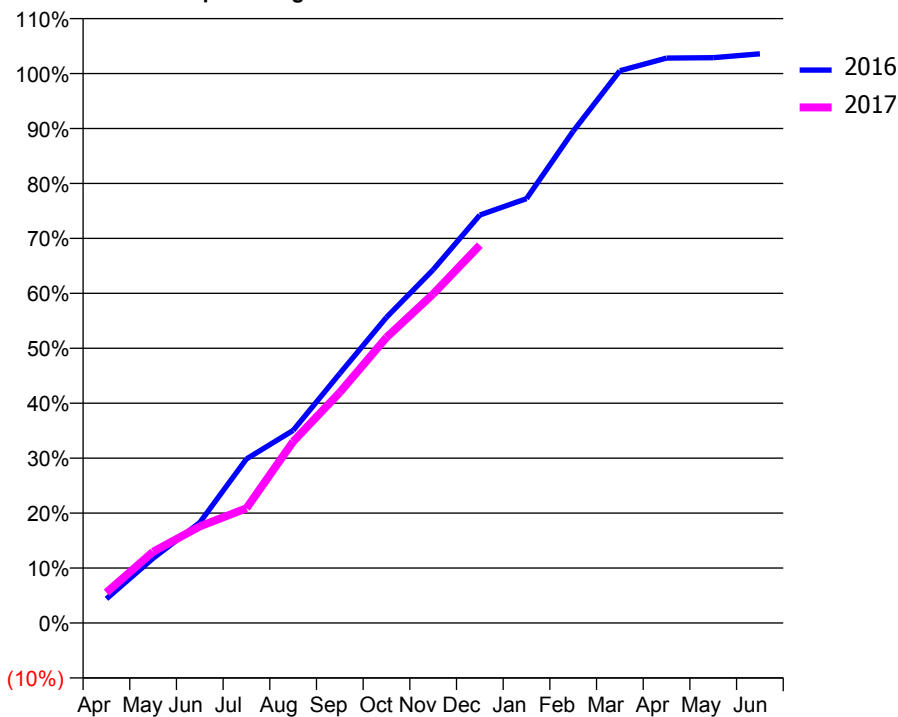
### ACCESS\*

Patients seen in 24 months	Total	Change since previous quarter
Quarter ending December 2015	1,117	
Quarter ending March 2016	1,112	→
Quarter ending June 2016	1,157	↑
Quarter ending September 2016	1,180	→
Quarter ending December 2016	1,188	→
<b>Variance since December 2015</b>	<b>6.4%</b>	<b>↑</b>



### ACTIVITY

Cumulative percentage of contracted UDA delivered 2016 & 2017



Month	Adjusted Scheduled Activity (UDA)	
	2016	2017
April	187	235
May	499	550
June	776	746
July	1,266	886
August	1,486	1,399
September	1,925	1,779
October	2,359	2,202
November	2,725	2,538
December	3,147	2,915
January	3,273	
February	3,795	
March	4,260	
April	4,358	
May	4,361	
June	4,391	

### QUALITY

	Quantity	Base Number	Contract	AT	Region	England
% of FP17s for the same patient ID Re-attending within 3 months - Children	5	165	3.0%	12.5%	13.4%	12.4%
% of FP17s for the same patient ID Re-attending within 3 months - Adults	69	764	9.0%	17.6%	17.3%	16.6%
% of FP17s for the same patient ID Re-attending between 3 & 9 months - Children	84	165	50.9%	53.9%	58.9%	57.5%
% of FP17s for the same patient ID Re-attending between 3 & 9 months - Adults	367	764	48.0%	44.9%	52.5%	50.4%
% of FP17s for Band 1 Urgent Courses	13	886	1.5%	11.6%	9.3%	9.1%
% of FP17s Relating to Free Repair or Replacements	4	886	0.5%	1.0%	1.0%	0.8%
% of FP17s Relating to Continuations	2	886	0.2%	1.4%	1.5%	1.3%
% of Patients satisfied with the dentistry they have received	2	2	N/A	93.9%	93.1%	92.7%
% of Patients satisfied with the time they had to wait for an appointment	1	2	N/A	89.2%	89.8%	88.8%

\* This is based on patients treated on this contract for their most recent course of treatment. Figures in italics indicate the base number of FP17s or Patient Questionnaire responses are less than 100. N/A is shown where the base number of responses is less than 10 during the period. % is calculated as Quantity/Base number\*100

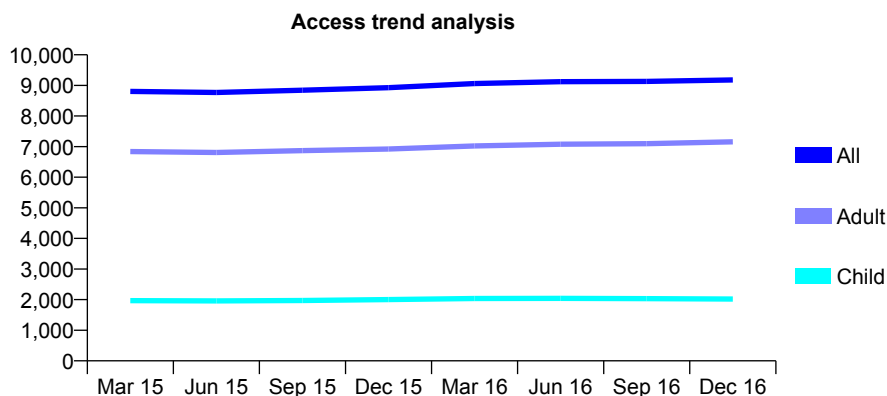
## Q48 - Vital Signs At a Glance Contract Report for 672971/0003 - December 2016

Name or company name	MR SA CHU
Contract type name	GDS Contract
Purpose of contract	General
Contract start date	02/01/2013
Contract end date	

16/17 Contracted general activity (UDA)	35,573
Carry forward general activity (UDA)	91
16/17 Contracted orthodontic activity (UOA)	0
Carry forward orthodontic activity (UOA)	0
Baseline contract value	£907,477.73

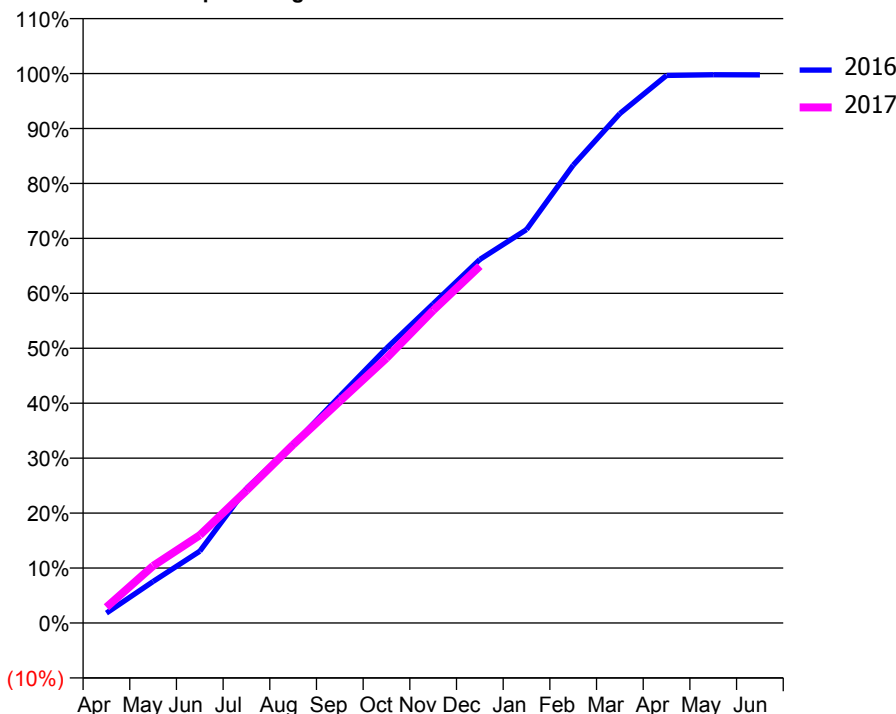
### ACCESS\*

Patients seen in 24 months	Total	Change since previous quarter
Quarter ending December 2015	8,925	
Quarter ending March 2016	9,060	→
Quarter ending June 2016	9,122	→
Quarter ending September 2016	9,130	→
Quarter ending December 2016	9,179	→
<b>Variance since December 2015</b>	<b>2.8%</b>	<b>↑</b>



### ACTIVITY

Cumulative percentage of contracted UDA delivered 2016 & 2017



Month	Adjusted Scheduled Activity (UDA)	
	2016	2017
April	642	1,021
May	2,687	3,702
June	4,652	5,683
July	8,704	8,577
August	11,543	11,543
September	14,692	14,363
October	17,785	17,147
November	20,660	20,239
December	23,533	23,109
January	25,474	
February	29,640	
March	32,979	
April	35,447	
May	35,491	
June	35,482	

### QUALITY

	Quantity	Base Number	Contract	AT	Region	England
% of FP17s for the same patient ID Re-attending within 3 months - Children	192	1,812	10.6%	12.5%	13.4%	12.4%
% of FP17s for the same patient ID Re-attending within 3 months - Adults	1,485	6,478	22.9%	17.6%	17.3%	16.6%
% of FP17s for the same patient ID Re-attending between 3 & 9 months - Children	673	1,812	37.1%	53.9%	58.9%	57.5%
% of FP17s for the same patient ID Re-attending between 3 & 9 months - Adults	2,409	6,478	37.2%	44.9%	52.5%	50.4%
% of FP17s for Band 1 Urgent Courses	1,485	7,660	19.4%	11.6%	9.3%	9.1%
% of FP17s Relating to Free Repair or Replacements	273	7,660	3.6%	1.0%	1.0%	0.8%
% of FP17s Relating to Continuations	60	7,660	0.8%	1.4%	1.5%	1.3%
% of Patients satisfied with the dentistry they have received	17	17	100.0%	93.9%	93.1%	92.7%
% of Patients satisfied with the time they had to wait for an appointment	15	17	88.2%	89.2%	89.8%	88.8%

\* This is based on patients treated on this contract for their most recent course of treatment. Figures in italics indicate the base number of FP17s or Patient Questionnaire responses are less than 100. N/A is shown where the base number of responses is less than 10 during the period. % is calculated as Quantity/Base number\*100



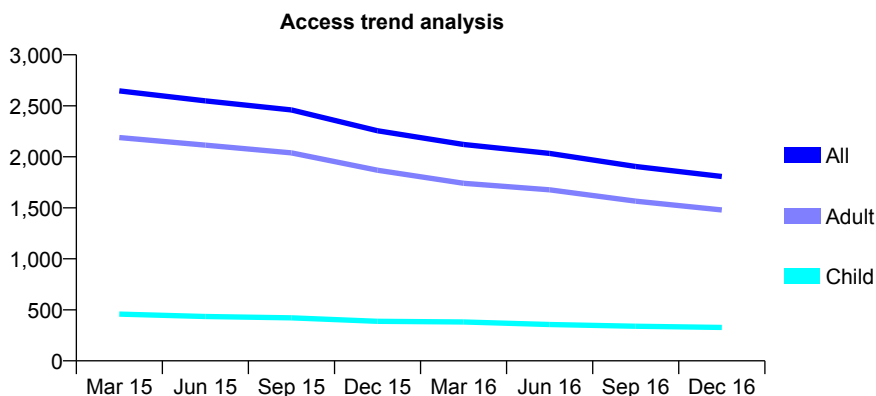
## Q48 - Vital Signs At a Glance Contract Report for 674699/0001 - December 2016

Name or company name	MR AA DIRIR
Contract type name	GDS Contract
Purpose of contract	General
Contract start date	01/04/2006
Contract end date	

16/17 Contracted general activity (UDA)	5,213
Carry forward general activity (UDA)	0
16/17 Contracted orthodontic activity (UOA)	0
Carry forward orthodontic activity (UOA)	0
Baseline contract value	£132,984.56

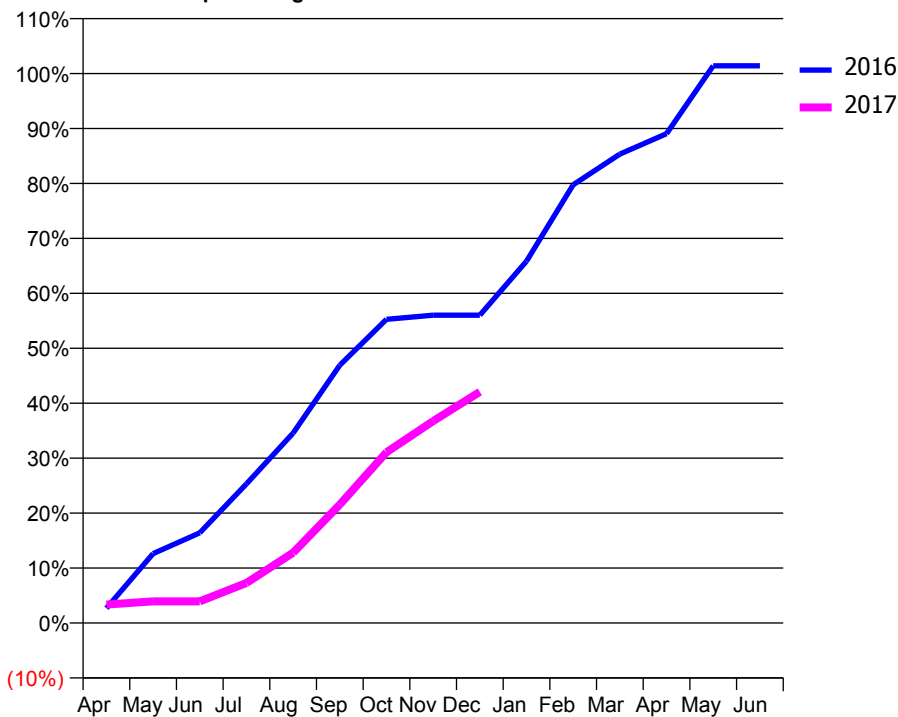
### ACCESS\*

Patients seen in 24 months	Total	Change since previous quarter
Quarter ending December 2015	2,256	
Quarter ending March 2016	2,121	↓
Quarter ending June 2016	2,033	↓
Quarter ending September 2016	1,905	↓
Quarter ending December 2016	1,807	↓
<b>Variance since December 2015</b>	<b>(19.9%)</b>	<b>↓</b>



### ACTIVITY

Cumulative percentage of contracted UDA delivered 2016 & 2017



Month	Adjusted Scheduled Activity (UDA)	
	2016	2017
April	168	175
May	785	205
June	1,020	205
July	1,574	380
August	2,147	667
September	2,915	1,123
October	3,434	1,620
November	3,481	1,916
December	3,481	2,193
January	4,091	
February	4,955	
March	5,302	
April	5,533	
May	6,300	
June	6,300	

### QUALITY

	Quantity	Base Number	Contract	AT	Region	England
% of FP17s for the same patient ID Re-attending within 3 months - Children	6	169	3.6%	12.5%	13.4%	12.4%
% of FP17s for the same patient ID Re-attending within 3 months - Adults	102	842	12.1%	17.6%	17.3%	16.6%
% of FP17s for the same patient ID Re-attending between 3 & 9 months - Children	51	169	30.2%	53.9%	58.9%	57.5%
% of FP17s for the same patient ID Re-attending between 3 & 9 months - Adults	224	842	26.6%	44.9%	52.5%	50.4%
% of FP17s for Band 1 Urgent Courses	2	664	0.3%	11.6%	9.3%	9.1%
% of FP17s Relating to Free Repair or Replacements	4	664	0.6%	1.0%	1.0%	0.8%
% of FP17s Relating to Continuations	14	664	2.1%	1.4%	1.5%	1.3%
% of Patients satisfied with the dentistry they have received	5	5	N/A	93.9%	93.1%	92.7%
% of Patients satisfied with the time they had to wait for an appointment	5	5	N/A	89.2%	89.8%	88.8%

\* This is based on patients treated on this contract for their most recent course of treatment. Figures in italics indicate the base number of FP17s or Patient Questionnaire responses are less than 100. N/A is shown where the base number of responses is less than 10 during the period. % is calculated as Quantity/Base number\*100

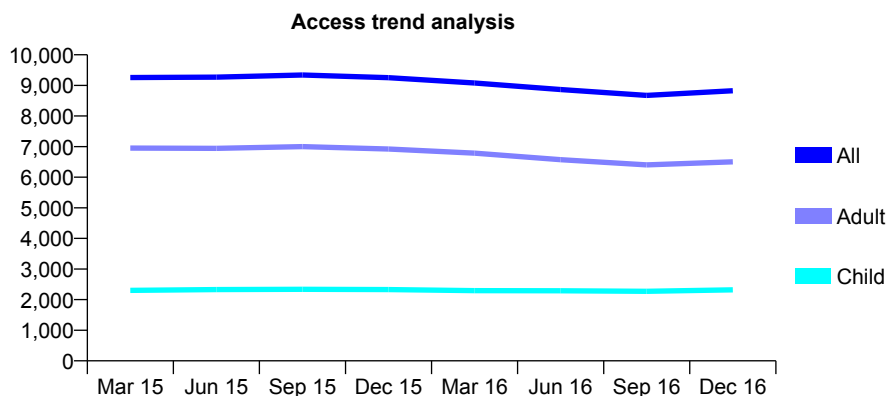
## Q48 - Vital Signs At a Glance Contract Report for 682365/0002 - December 2016

Name or company name	MR QM JAFFRI
Contract type name	PDS Contract
Purpose of contract	General
Contract start date	01/04/2006
Contract end date	31/03/2021

16/17 Contracted general activity (UDA)	26,521
Carry forward general activity (UDA)	-130
16/17 Contracted orthodontic activity (UOA)	0
Carry forward orthodontic activity (UOA)	0
Baseline contract value	£760,581.25

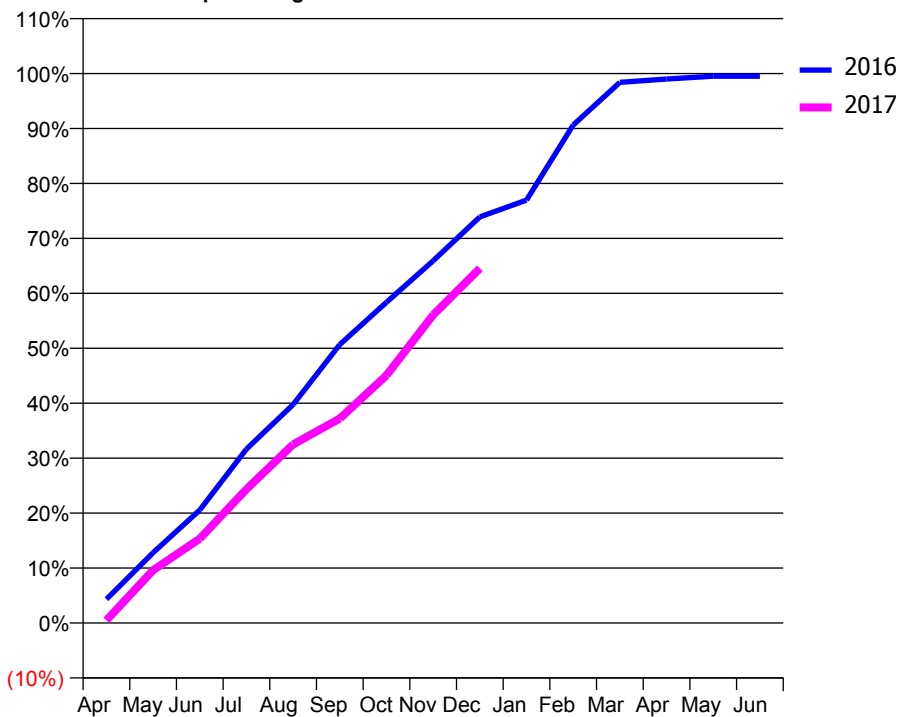
### ACCESS\*

Patients seen in 24 months	Total	Change since previous quarter
Quarter ending December 2015	9,251	
Quarter ending March 2016	9,079	↓
Quarter ending June 2016	8,865	↓
Quarter ending September 2016	8,673	↓
Quarter ending December 2016	8,827	→
<b>Variance since December 2015</b>	<b>(4.6%)</b>	<b>↓</b>



### ACTIVITY

Cumulative percentage of contracted UDA delivered 2016 & 2017



Month	Adjusted Scheduled Activity (UDA)	
	2016	2017
April	1,149	130
May	3,395	2,554
June	5,457	4,071
July	8,393	6,457
August	10,545	8,619
September	13,443	9,869
October	15,481	11,952
November	17,483	14,868
December	19,597	17,113
January	20,414	
February	24,032	
March	26,097	
April	26,253	
May	26,391	
June	26,391	

### QUALITY

	Quantity	Base Number	Contract	AT	Region	England
% of FP17s for the same patient ID Re-attending within 3 months - Children	191	2,699	7.1%	12.5%	13.4%	12.4%
% of FP17s for the same patient ID Re-attending within 3 months - Adults	926	6,310	14.7%	17.6%	17.3%	16.6%
% of FP17s for the same patient ID Re-attending between 3 & 9 months - Children	1,653	2,699	61.2%	53.9%	58.9%	57.5%
% of FP17s for the same patient ID Re-attending between 3 & 9 months - Adults	3,371	6,310	53.4%	44.9%	52.5%	50.4%
% of FP17s for Band 1 Urgent Courses	1,140	8,839	12.9%	11.6%	9.3%	9.1%
% of FP17s Relating to Free Repair or Replacements	93	8,839	1.1%	1.0%	1.0%	0.8%
% of FP17s Relating to Continuations	29	8,839	0.3%	1.4%	1.5%	1.3%
% of Patients satisfied with the dentistry they have received	18	18	100.0%	93.9%	93.1%	92.7%
% of Patients satisfied with the time they had to wait for an appointment	17	18	94.4%	89.2%	89.8%	88.8%

\* This is based on patients treated on this contract for their most recent course of treatment. Figures in italics indicate the base number of FP17s or Patient Questionnaire responses are less than 100. N/A is shown where the base number of responses is less than 10 during the period. % is calculated as Quantity/Base number\*100

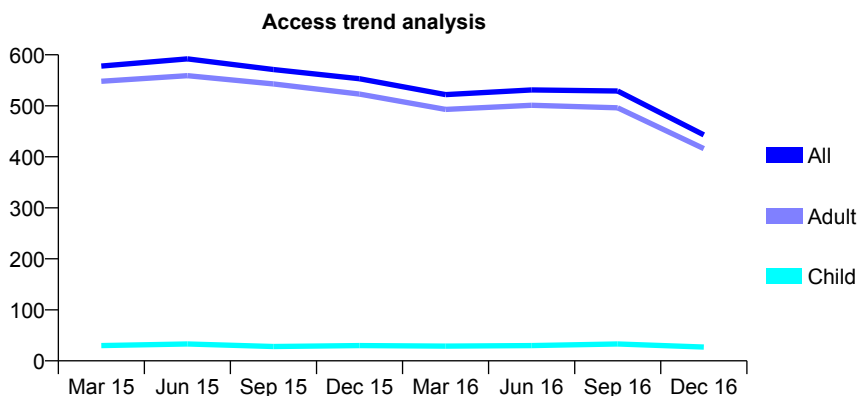
## Q48 - Vital Signs At a Glance Contract Report for 682365/0003 - December 2016

Name or company name	MR QM JAFFRI
Contract type name	PDS Contract
Purpose of contract	General
Contract start date	18/04/2006
Contract end date	17/04/2016

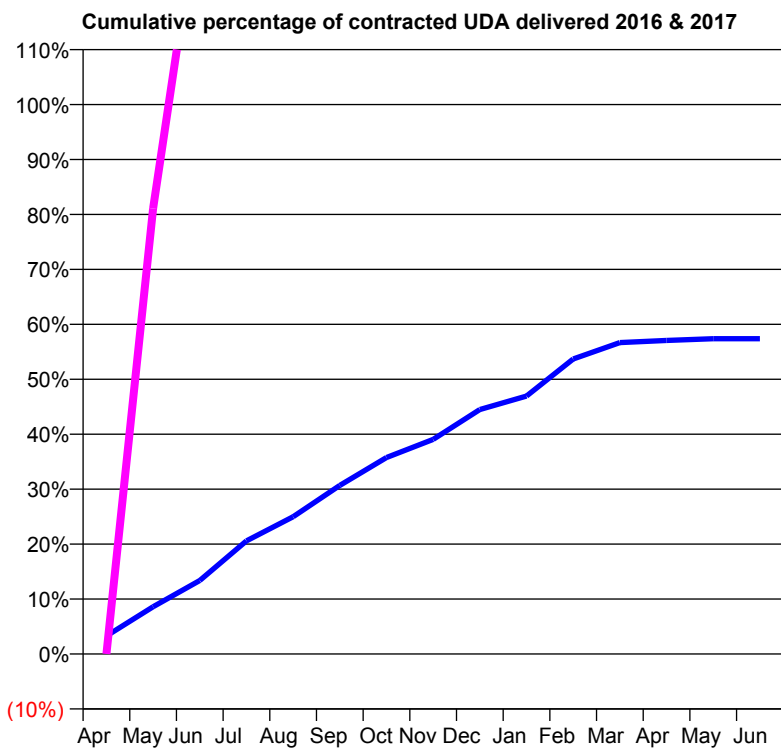
16/17 Contracted general activity (UDA)	74
Carry forward general activity (UDA)	0
16/17 Contracted orthodontic activity (UOA)	0
Carry forward orthodontic activity (UOA)	0
Baseline contract value	£1,948.31

### ACCESS\*

Patients seen in 24 months	Total	Change since previous quarter
Quarter ending December 2015	553	
Quarter ending March 2016	522	↓
Quarter ending June 2016	531	→
Quarter ending September 2016	529	→
Quarter ending December 2016	443	↓
<b>Variance since December 2015</b>	<b>(19.9%)</b>	<b>↓</b>



### ACTIVITY



Month	Adjusted Scheduled Activity (UDA)	
	2016	2017
April	51	0
May	134	60
June	209	102
July	321	188
August	390	284
September	479	328
October	558	398
November	609	461
December	694	468
January	732	
February	837	
March	884	
April	890	
May	895	
June	895	

### QUALITY

	Quantity	Base Number	Contract	AT	Region	England
% of FP17s for the same patient ID Re-attending within 3 months - Children	1	35	2.9%	12.5%	13.4%	12.4%
% of FP17s for the same patient ID Re-attending within 3 months - Adults	5	365	1.4%	17.6%	17.3%	16.6%
% of FP17s for the same patient ID Re-attending between 3 & 9 months - Children	0	35	0.0%	53.9%	58.9%	57.5%
% of FP17s for the same patient ID Re-attending between 3 & 9 months - Adults	3	365	0.8%	44.9%	52.5%	50.4%
% of FP17s for Band 1 Urgent Courses	390	390	100.0%	11.6%	9.3%	9.1%
% of FP17s Relating to Free Repair or Replacements	0	390	0.0%	1.0%	1.0%	0.8%
% of FP17s Relating to Continuations	0	390	0.0%	1.4%	1.5%	1.3%
% of Patients satisfied with the dentistry they have received	0	0	N/A	93.9%	93.1%	92.7%
% of Patients satisfied with the time they had to wait for an appointment	0	0	N/A	89.2%	89.8%	88.8%

\* This is based on patients treated on this contract for their most recent course of treatment. Figures in italics indicate the base number of FP17s or Patient Questionnaire responses are less than 100. N/A is shown where the base number of responses is less than 10 during the period. % is calculated as Quantity/Base number\*100

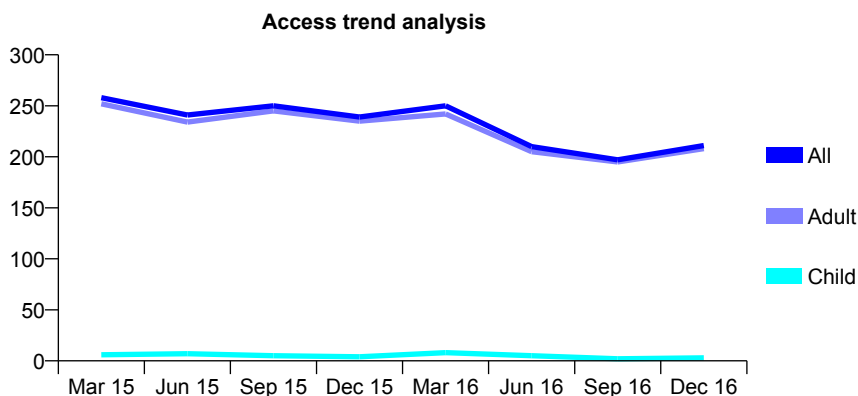
## Q48 - Vital Signs At a Glance Contract Report for 685224/0001 - December 2016

Name or company name	MISS J MCGINTY
Contract type name	PDS Contract
Purpose of contract	General
Contract start date	01/04/2006
Contract end date	31/03/2017

16/17 Contracted general activity (UDA)	792
Carry forward general activity (UDA)	0
16/17 Contracted orthodontic activity (UOA)	0
Carry forward orthodontic activity (UOA)	0
Baseline contract value	£68,402.36

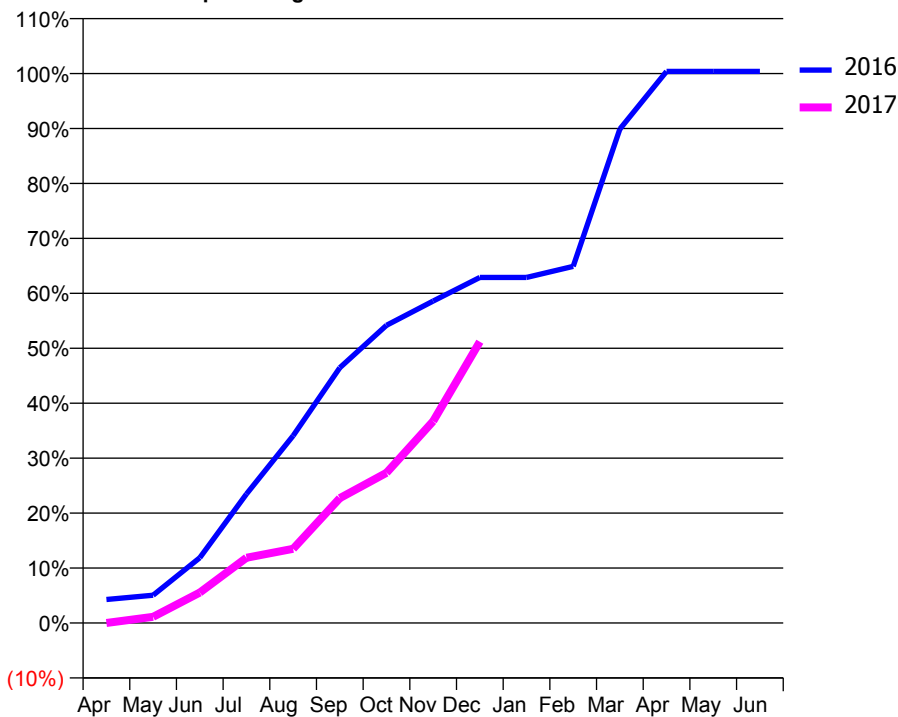
### ACCESS\*

Patients seen in 24 months	Total	Change since previous quarter
Quarter ending December 2015	239	
Quarter ending March 2016	250	↑
Quarter ending June 2016	210	↓
Quarter ending September 2016	197	↓
Quarter ending December 2016	211	↑
<b>Variance since December 2015</b>	<b>(11.7%)</b>	<b>↓</b>



### ACTIVITY

Cumulative percentage of contracted UDA delivered 2016 & 2017



Month	Adjusted Scheduled Activity (UDA)	
	2016	2017
April	34	0
May	40	9
June	94	44
July	186	94
August	270	107
September	368	180
October	429	217
November	464	291
December	498	405
January	498	
February	514	
March	712	
April	795	
May	795	
June	795	

### QUALITY

	Quantity	Base Number	Contract	AT	Region	England
% of FP17s for the same patient ID Re-attending within 3 months - Children	0	7	0.0%	12.5%	13.4%	12.4%
% of FP17s for the same patient ID Re-attending within 3 months - Adults	3	163	1.8%	17.6%	17.3%	16.6%
% of FP17s for the same patient ID Re-attending between 3 & 9 months - Children	0	7	0.0%	53.9%	58.9%	57.5%
% of FP17s for the same patient ID Re-attending between 3 & 9 months - Adults	2	163	1.2%	44.9%	52.5%	50.4%
% of FP17s for Band 1 Urgent Courses	7	138	5.1%	11.6%	9.3%	9.1%
% of FP17s Relating to Free Repair or Replacements	1	138	0.7%	1.0%	1.0%	0.8%
% of FP17s Relating to Continuations	1	138	0.7%	1.4%	1.5%	1.3%
% of Patients satisfied with the dentistry they have received	0	0	N/A	93.9%	93.1%	92.7%
% of Patients satisfied with the time they had to wait for an appointment	0	0	N/A	89.2%	89.8%	88.8%

\* This is based on patients treated on this contract for their most recent course of treatment. Figures in italics indicate the base number of FP17s or Patient Questionnaire responses are less than 100. N/A is shown where the base number of responses is less than 10 during the period. % is calculated as Quantity/Base number\*100

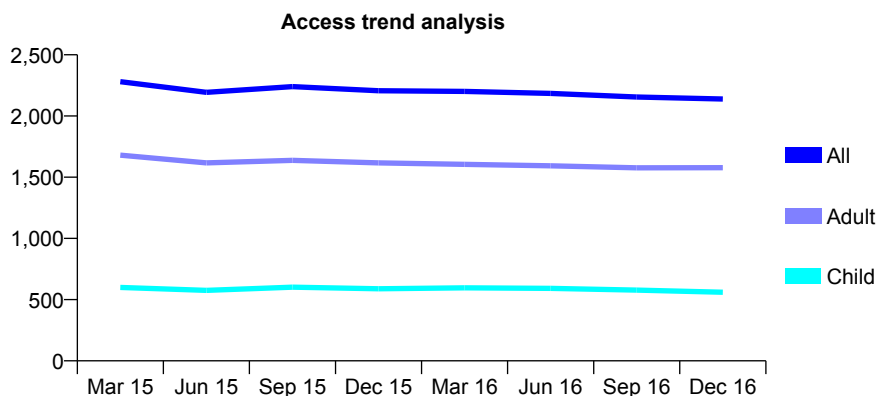
## Q48 - Vital Signs At a Glance Contract Report for 732869/0001 - December 2016

Name or company name	MRS CA MCGOWAN-YEO
Contract type name	GDS Contract
Purpose of contract	General
Contract start date	01/04/2006
Contract end date	

16/17 Contracted general activity (UDA)	8,300
Carry forward general activity (UDA)	0
16/17 Contracted orthodontic activity (UOA)	0
Carry forward orthodontic activity (UOA)	0
Baseline contract value	£232,519.14

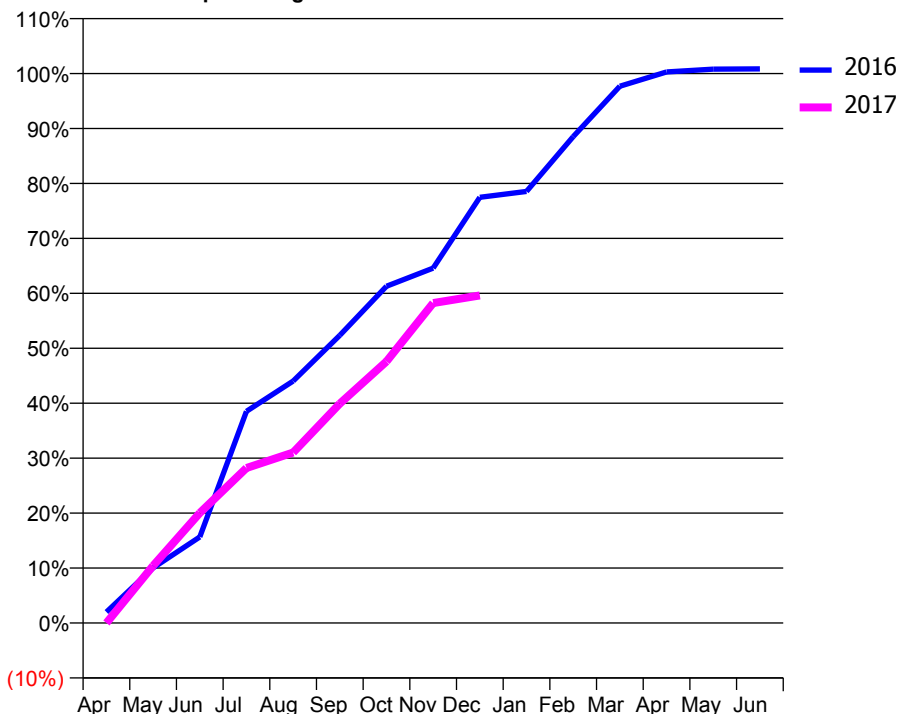
### ACCESS\*

Patients seen in 24 months	Total	Change since previous quarter
Quarter ending December 2015	2,206	
Quarter ending March 2016	2,201	→
Quarter ending June 2016	2,185	→
Quarter ending September 2016	2,155	↓
Quarter ending December 2016	2,139	→
<b>Variance since December 2015</b>	<b>(3.0%)</b>	<b>↓</b>



### ACTIVITY

Cumulative percentage of contracted UDA delivered 2016 & 2017



Month	Adjusted Scheduled Activity (UDA)	
	2016	2017
April	166	0
May	833	866
June	1,300	1,662
July	3,198	2,341
August	3,656	2,575
September	4,346	3,314
October	5,086	3,950
November	5,360	4,833
December	6,429	4,947
January	6,520	
February	7,347	
March	8,108	
April	8,323	
May	8,367	
June	8,370	

### QUALITY

	Quantity	Base Number	Contract	AT	Region	England
% of FP17s for the same patient ID Re-attending within 3 months - Children	62	511	12.1%	12.5%	13.4%	12.4%
% of FP17s for the same patient ID Re-attending within 3 months - Adults	658	1,721	38.2%	17.6%	17.3%	16.6%
% of FP17s for the same patient ID Re-attending between 3 & 9 months - Children	244	511	47.7%	53.9%	58.9%	57.5%
% of FP17s for the same patient ID Re-attending between 3 & 9 months - Adults	578	1,721	33.6%	44.9%	52.5%	50.4%
% of FP17s for Band 1 Urgent Courses	259	2,127	12.2%	11.6%	9.3%	9.1%
% of FP17s Relating to Free Repair or Replacements	57	2,127	2.7%	1.0%	1.0%	0.8%
% of FP17s Relating to Continuations	189	2,127	8.9%	1.4%	1.5%	1.3%
% of Patients satisfied with the dentistry they have received	4	4	N/A	93.9%	93.1%	92.7%
% of Patients satisfied with the time they had to wait for an appointment	4	4	N/A	89.2%	89.8%	88.8%

\* This is based on patients treated on this contract for their most recent course of treatment. Figures in italics indicate the base number of FP17s or Patient Questionnaire responses are less than 100. N/A is shown where the base number of responses is less than 10 during the period. % is calculated as Quantity/Base number\*100

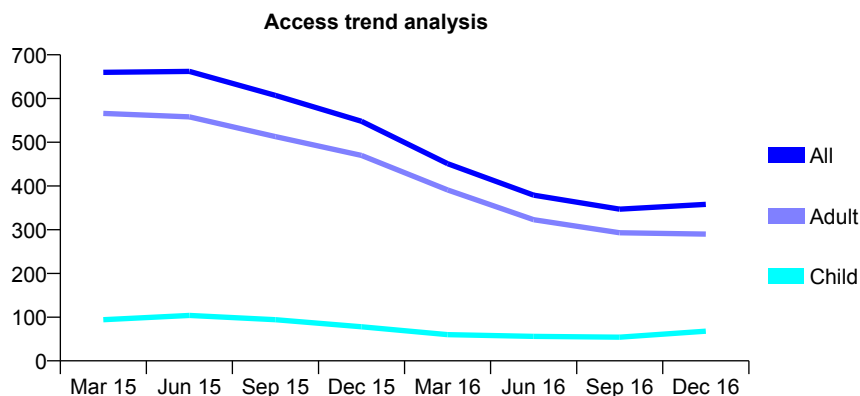
## Q48 - Vital Signs At a Glance Contract Report for 737542/0001 - December 2016

Name or company name	MR GJ LUMLEY
Contract type name	PDS Contract
Purpose of contract	General
Contract start date	01/04/2006
Contract end date	

16/17 Contracted general activity (UDA)	2,000
Carry forward general activity (UDA)	0
16/17 Contracted orthodontic activity (UOA)	0
Carry forward orthodontic activity (UOA)	0
Baseline contract value	£47,300.11

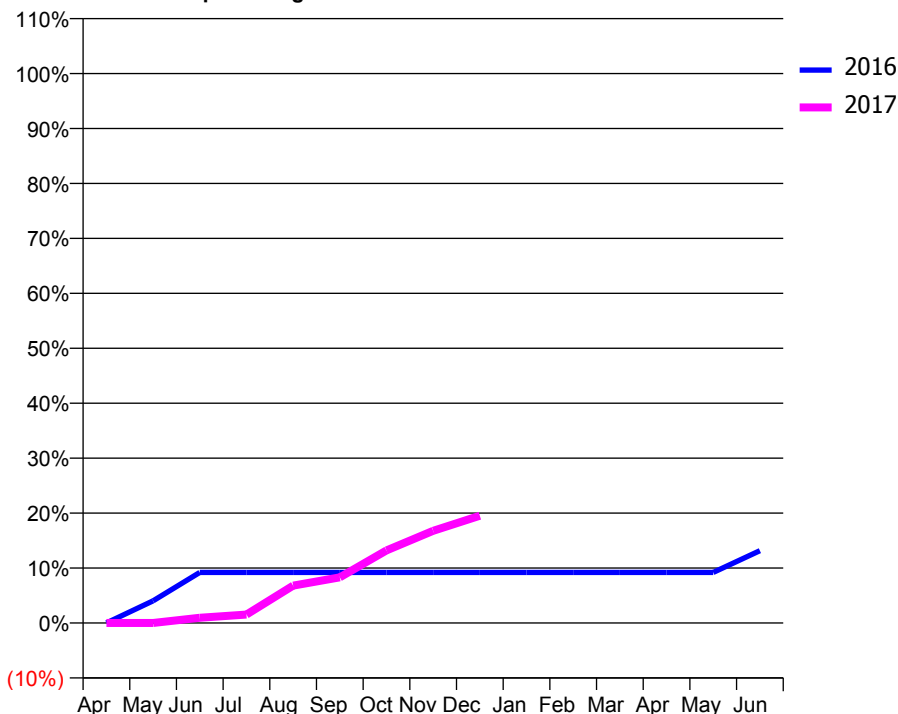
### ACCESS\*

Patients seen in 24 months	Total	Change since previous quarter
Quarter ending December 2015	548	
Quarter ending March 2016	451	↓
Quarter ending June 2016	379	↓
Quarter ending September 2016	347	↓
Quarter ending December 2016	358	↑
<b>Variance since December 2015</b>	<b>(34.7%)</b>	<b>↓</b>



### ACTIVITY

Cumulative percentage of contracted UDA delivered 2016 & 2017



Month	Adjusted Scheduled Activity (UDA)	
	2016	2017
April	0	0
May	81	0
June	184	19
July	184	31
August	184	136
September	184	166
October	184	264
November	184	335
December	184	390
January	184	
February	184	
March	184	
April	184	
May	184	
June	263	

### QUALITY

	Quantity	Base Number	Contract	AT	Region	England
% of FP17s for the same patient ID Re-attending within 3 months - Children	0	59	0.0%	12.5%	13.4%	12.4%
% of FP17s for the same patient ID Re-attending within 3 months - Adults	3	181	1.7%	17.6%	17.3%	16.6%
% of FP17s for the same patient ID Re-attending between 3 & 9 months - Children	7	59	11.9%	53.9%	58.9%	57.5%
% of FP17s for the same patient ID Re-attending between 3 & 9 months - Adults	9	181	5.0%	44.9%	52.5%	50.4%
% of FP17s for Band 1 Urgent Courses	7	179	3.9%	11.6%	9.3%	9.1%
% of FP17s Relating to Free Repair or Replacements	0	179	0.0%	1.0%	1.0%	0.8%
% of FP17s Relating to Continuations	0	179	0.0%	1.4%	1.5%	1.3%
% of Patients satisfied with the dentistry they have received	1	1	N/A	93.9%	93.1%	92.7%
% of Patients satisfied with the time they had to wait for an appointment	1	1	N/A	89.2%	89.8%	88.8%

\* This is based on patients treated on this contract for their most recent course of treatment. Figures in italics indicate the base number of FP17s or Patient Questionnaire responses are less than 100. N/A is shown where the base number of responses is less than 10 during the period. % is calculated as Quantity/Base number\*100

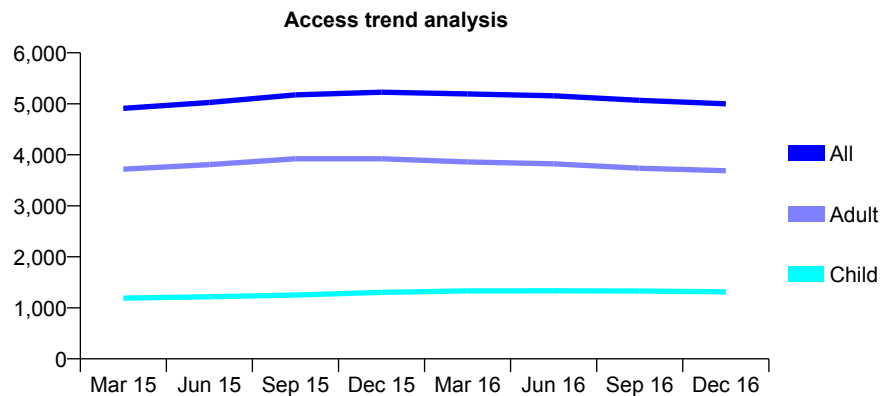
## Q48 - Vital Signs At a Glance Contract Report for 738425/0001 - December 2016

Name or company name	MR P MARTIN
Contract type name	GDS Contract
Purpose of contract	General
Contract start date	01/04/2006
Contract end date	

16/17 Contracted general activity (UDA)	12,370
Carry forward general activity (UDA)	210
16/17 Contracted orthodontic activity (UOA)	0
Carry forward orthodontic activity (UOA)	0
Baseline contract value	£330,287.08

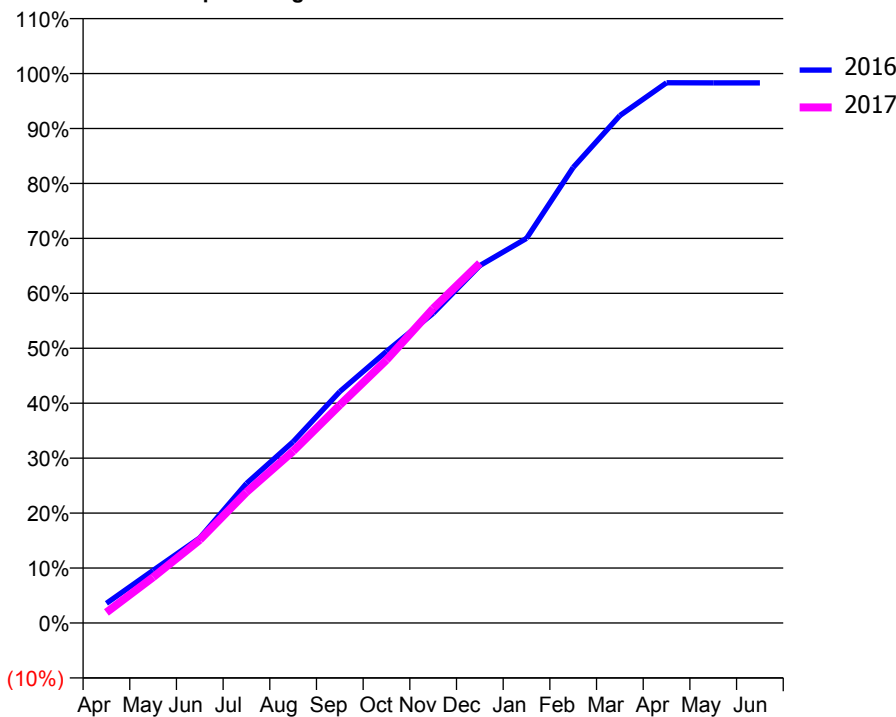
### ACCESS\*

Patients seen in 24 months	Total	Change since previous quarter
Quarter ending December 2015	5,227	
Quarter ending March 2016	5,193	→
Quarter ending June 2016	5,158	→
Quarter ending September 2016	5,068	↓
Quarter ending December 2016	5,001	↓
<b>Variance since December 2015</b>	<b>(4.3%)</b>	<b>↓</b>



### ACTIVITY

Cumulative percentage of contracted UDA delivered 2016 & 2017



Month	Adjusted Scheduled Activity (UDA)	
	2016	2017
April	442	238
May	1,184	1,031
June	1,915	1,871
July	3,142	2,946
August	4,080	3,867
September	5,211	4,907
October	6,113	5,920
November	6,973	7,080
December	8,046	8,099
January	8,660	
February	10,254	
March	11,422	
April	12,161	
May	12,160	
June	12,160	

### QUALITY

	Quantity	Base Number	Contract	AT	Region	England
% of FP17s for the same patient ID Re-attending within 3 months - Children	161	1,671	9.6%	12.5%	13.4%	12.4%
% of FP17s for the same patient ID Re-attending within 3 months - Adults	702	3,488	20.1%	17.6%	17.3%	16.6%
% of FP17s for the same patient ID Re-attending between 3 & 9 months - Children	1,102	1,671	65.9%	53.9%	58.9%	57.5%
% of FP17s for the same patient ID Re-attending between 3 & 9 months - Adults	1,487	3,488	42.6%	44.9%	52.5%	50.4%
% of FP17s for Band 1 Urgent Courses	547	4,063	13.5%	11.6%	9.3%	9.1%
% of FP17s Relating to Free Repair or Replacements	58	4,063	1.4%	1.0%	1.0%	0.8%
% of FP17s Relating to Continuations	12	4,063	0.3%	1.4%	1.5%	1.3%
% of Patients satisfied with the dentistry they have received	4	4	N/A	93.9%	93.1%	92.7%
% of Patients satisfied with the time they had to wait for an appointment	4	4	N/A	89.2%	89.8%	88.8%

\* This is based on patients treated on this contract for their most recent course of treatment. Figures in italics indicate the base number of FP17s or Patient Questionnaire responses are less than 100. N/A is shown where the base number of responses is less than 10 during the period. % is calculated as Quantity/Base number\*100



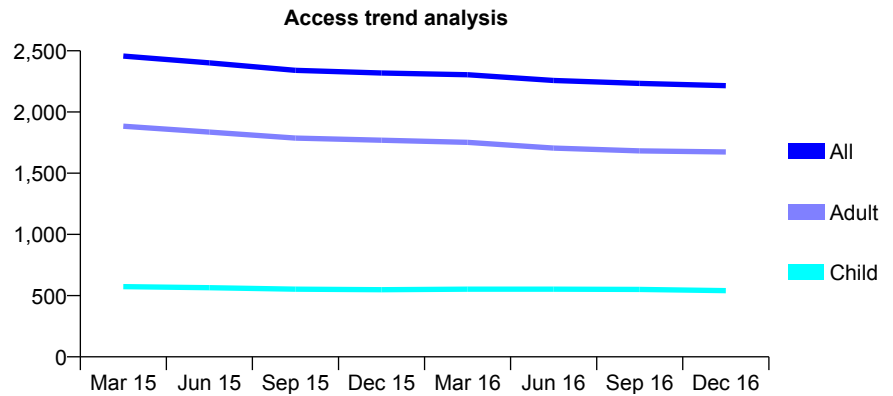
## Q48 - Vital Signs At a Glance Contract Report for 742449/0001 - December 2016

Name or company name	MR DK LEE
Contract type name	GDS Contract
Purpose of contract	General
Contract start date	01/04/2006
Contract end date	

16/17 Contracted general activity (UDA)	9,401
Carry forward general activity (UDA)	0
16/17 Contracted orthodontic activity (UOA)	0
Carry forward orthodontic activity (UOA)	0
Baseline contract value	£239,821.19

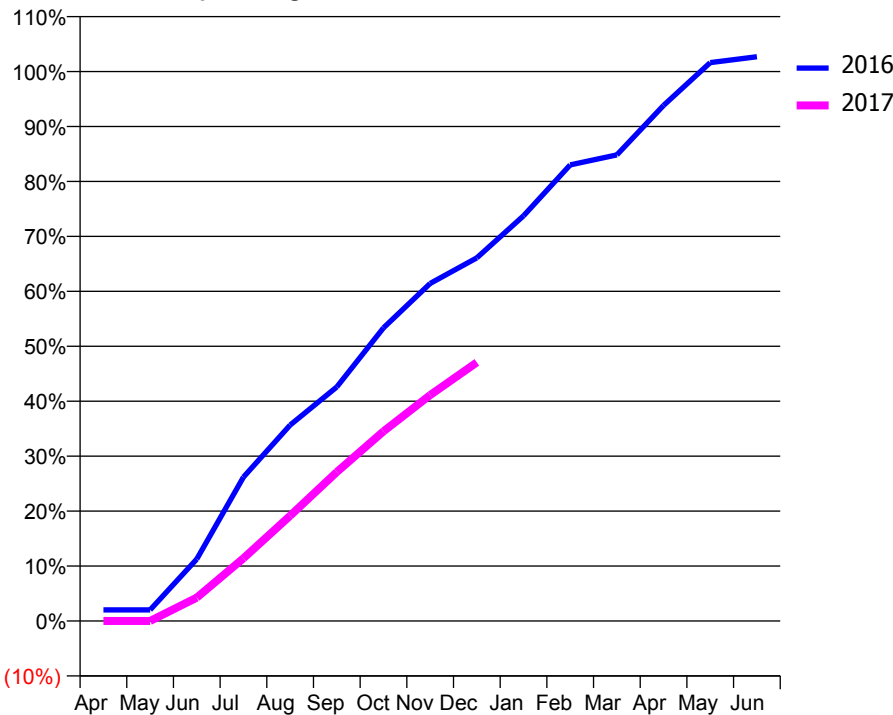
### ACCESS\*

Patients seen in 24 months	Total	Change since previous quarter
Quarter ending December 2015	2,319	
Quarter ending March 2016	2,305	→
Quarter ending June 2016	2,258	↓
Quarter ending September 2016	2,234	↓
Quarter ending December 2016	2,215	→
<b>Variance since December 2015</b>	<b>(4.5%)</b>	<b>↓</b>



### ACTIVITY

Cumulative percentage of contracted UDA delivered 2016 & 2017



Month	Adjusted Scheduled Activity (UDA)	
	2016	2017
April	191	0
May	191	0
June	1,059	401
July	2,463	1,073
August	3,352	1,801
September	4,005	2,550
October	5,014	3,244
November	5,775	3,865
December	6,214	4,426
January	6,932	
February	7,803	
March	7,973	
April	8,821	
May	9,552	
June	9,653	

### QUALITY

	Quantity	Base Number	Contract	AT	Region	England
% of FP17s for the same patient ID Re-attending within 3 months - Children	68	628	10.8%	12.5%	13.4%	12.4%
% of FP17s for the same patient ID Re-attending within 3 months - Adults	408	1,780	22.9%	17.6%	17.3%	16.6%
% of FP17s for the same patient ID Re-attending between 3 & 9 months - Children	347	628	55.3%	53.9%	58.9%	57.5%
% of FP17s for the same patient ID Re-attending between 3 & 9 months - Adults	869	1,780	48.8%	44.9%	52.5%	50.4%
% of FP17s for Band 1 Urgent Courses	238	1,697	14.0%	11.6%	9.3%	9.1%
% of FP17s Relating to Free Repair or Replacements	51	1,697	3.0%	1.0%	1.0%	0.8%
% of FP17s Relating to Continuations	0	1,697	0.0%	1.4%	1.5%	1.3%
% of Patients satisfied with the dentistry they have received	6	6	N/A	93.9%	93.1%	92.7%
% of Patients satisfied with the time they had to wait for an appointment	5	6	N/A	89.2%	89.8%	88.8%

\* This is based on patients treated on this contract for their most recent course of treatment. Figures in italics indicate the base number of FP17s or Patient Questionnaire responses are less than 100. N/A is shown where the base number of responses is less than 10 during the period. % is calculated as Quantity/Base number\*100

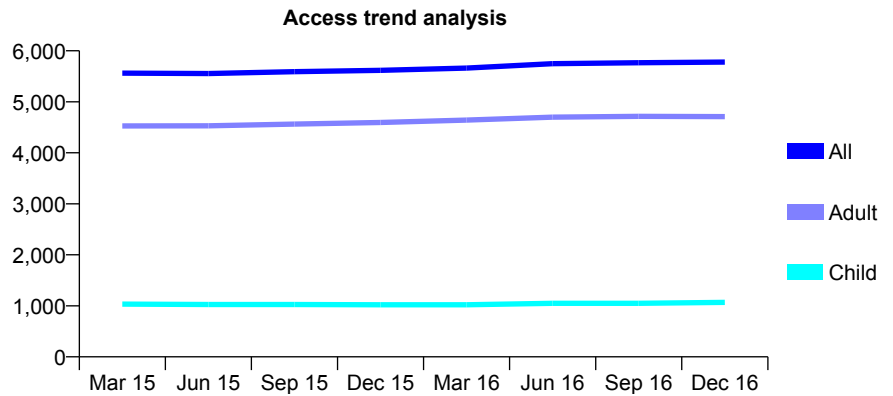
## Q48 - Vital Signs At a Glance Contract Report for 742988/0001 - December 2016

Name or company name	MR AJ JONES
Contract type name	GDS Contract
Purpose of contract	General
Contract start date	01/04/2006
Contract end date	

16/17 Contracted general activity (UDA)	19,456
Carry forward general activity (UDA)	0
16/17 Contracted orthodontic activity (UOA)	0
Carry forward orthodontic activity (UOA)	0
Baseline contract value	£642,512.27

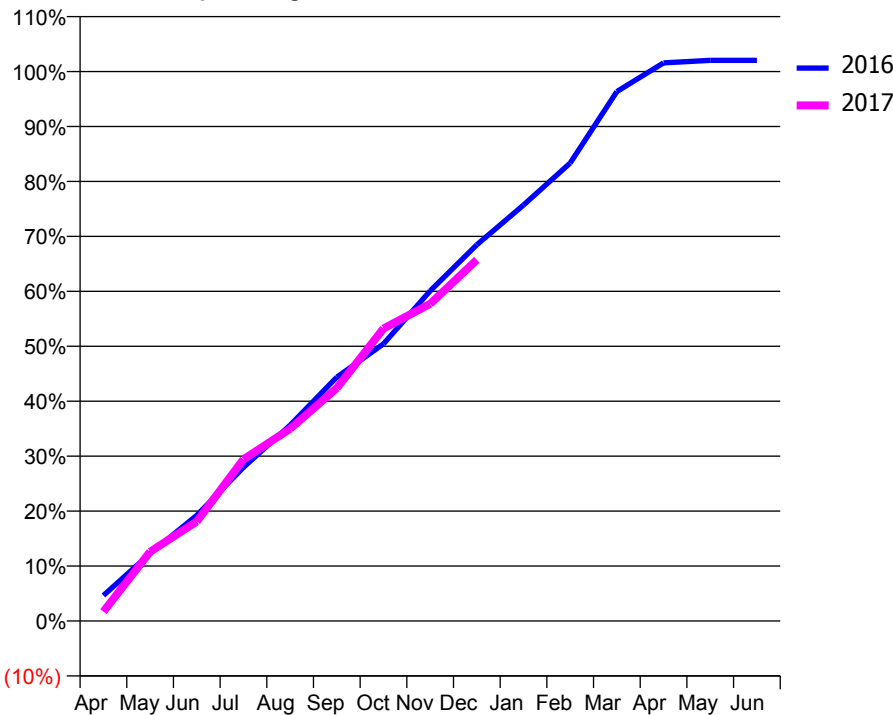
### ACCESS\*

Patients seen in 24 months	Total	Change since previous quarter
Quarter ending December 2015	5,616	
Quarter ending March 2016	5,662	→
Quarter ending June 2016	5,748	→
Quarter ending September 2016	5,766	→
Quarter ending December 2016	5,778	→
<b>Variance since December 2015</b>	<b>2.9%</b>	<b>↑</b>



### ACTIVITY

Cumulative percentage of contracted UDA delivered 2016 & 2017



Month	Adjusted Scheduled Activity (UDA)	
	2016	2017
April	905	334
May	2,392	2,452
June	3,743	3,524
July	5,441	5,724
August	6,931	6,807
September	8,633	8,248
October	9,813	10,358
November	11,687	11,228
December	13,320	12,789
January	14,729	
February	16,215	
March	18,746	
April	19,762	
May	19,849	
June	19,853	

### QUALITY

	Quantity	Base Number	Contract	AT	Region	England
% of FP17s for the same patient ID Re-attending within 3 months - Children	200	1,472	13.6%	12.5%	13.4%	12.4%
% of FP17s for the same patient ID Re-attending within 3 months - Adults	801	4,889	16.4%	17.6%	17.3%	16.6%
% of FP17s for the same patient ID Re-attending between 3 & 9 months - Children	914	1,472	62.1%	53.9%	58.9%	57.5%
% of FP17s for the same patient ID Re-attending between 3 & 9 months - Adults	2,399	4,889	49.1%	44.9%	52.5%	50.4%
% of FP17s for Band 1 Urgent Courses	603	5,888	10.2%	11.6%	9.3%	9.1%
% of FP17s Relating to Free Repair or Replacements	42	5,888	0.7%	1.0%	1.0%	0.8%
% of FP17s Relating to Continuations	100	5,888	1.7%	1.4%	1.5%	1.3%
% of Patients satisfied with the dentistry they have received	23	24	95.8%	93.9%	93.1%	92.7%
% of Patients satisfied with the time they had to wait for an appointment	21	24	87.5%	89.2%	89.8%	88.8%

\* This is based on patients treated on this contract for their most recent course of treatment. Figures in italics indicate the base number of FP17s or Patient Questionnaire responses are less than 100. N/A is shown where the base number of responses is less than 10 during the period. % is calculated as Quantity/Base number\*100

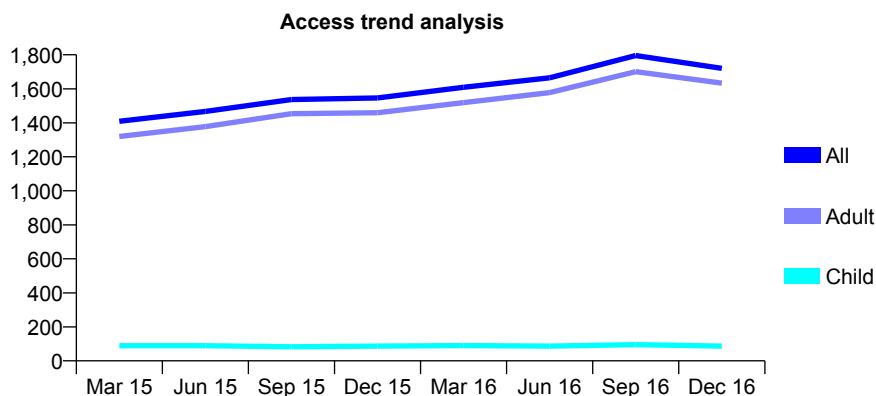
## Q48 - Vital Signs At a Glance Contract Report for 742988/0002 - December 2016

Name or company name	MR AJ JONES
Contract type name	PDS Contract
Purpose of contract	General
Contract start date	15/10/2007
Contract end date	31/03/2017

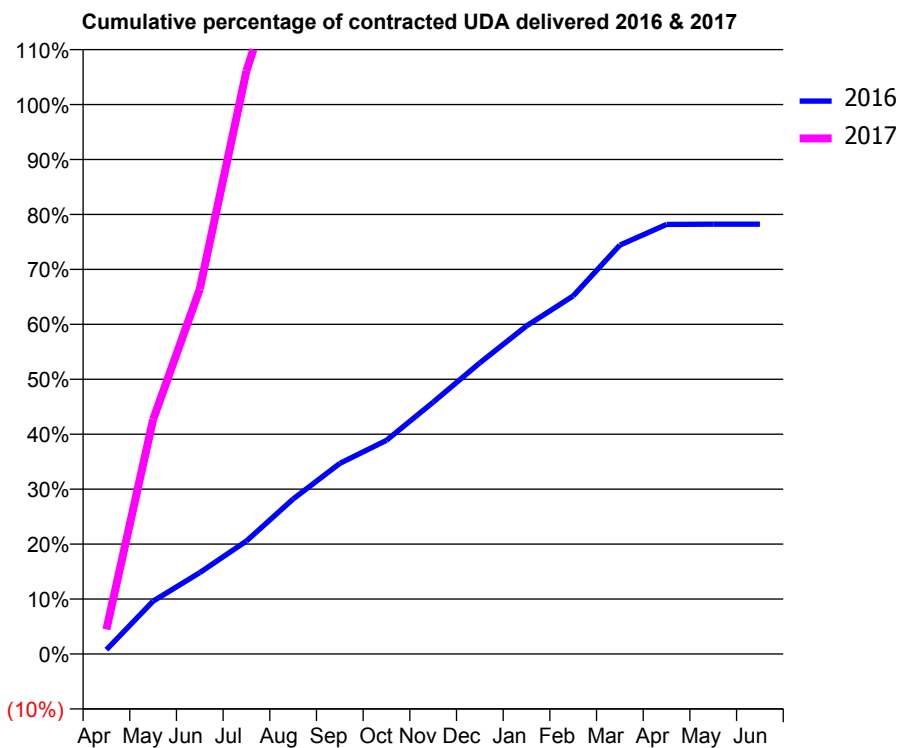
16/17 Contracted general activity (UDA)	750
Carry forward general activity (UDA)	0
16/17 Contracted orthodontic activity (UOA)	0
Carry forward orthodontic activity (UOA)	0
Baseline contract value	£157,193.31

### ACCESS\*

Patients seen in 24 months	Total	Change since previous quarter
Quarter ending December 2015	1,546	
Quarter ending March 2016	1,609	↑
Quarter ending June 2016	1,665	↑
Quarter ending September 2016	1,796	↑
Quarter ending December 2016	1,720	↓
<b>Variance since December 2015</b>	<b>11.3%</b>	<b>↑</b>



### ACTIVITY



Month	Adjusted Scheduled Activity (UDA)	
	2016	2017
April	24	34
May	289	320
June	444	498
July	617	796
August	847	989
September	1,041	1,242
October	1,167	1,354
November	1,375	1,533
December	1,590	1,607
January	1,792	
February	1,955	
March	2,233	
April	2,345	
May	2,346	
June	2,346	

### QUALITY

	Quantity	Base Number	Contract	AT	Region	England
% of FP17s for the same patient ID Re-attending within 3 months - Children	6	98	6.1%	12.5%	13.4%	12.4%
% of FP17s for the same patient ID Re-attending within 3 months - Adults	80	1,330	6.0%	17.6%	17.3%	16.6%
% of FP17s for the same patient ID Re-attending between 3 & 9 months - Children	2	98	2.0%	53.9%	58.9%	57.5%
% of FP17s for the same patient ID Re-attending between 3 & 9 months - Adults	44	1,330	3.3%	44.9%	52.5%	50.4%
% of FP17s for Band 1 Urgent Courses	1,298	1,327	97.8%	11.6%	9.3%	9.1%
% of FP17s Relating to Free Repair or Replacements	0	1,327	0.0%	1.0%	1.0%	0.8%
% of FP17s Relating to Continuations	0	1,327	0.0%	1.4%	1.5%	1.3%
% of Patients satisfied with the dentistry they have received	1	2	N/A	93.9%	93.1%	92.7%
% of Patients satisfied with the time they had to wait for an appointment	2	2	N/A	89.2%	89.8%	88.8%

\* This is based on patients treated on this contract for their most recent course of treatment. Figures in italics indicate the base number of FP17s or Patient Questionnaire responses are less than 100. N/A is shown where the base number of responses is less than 10 during the period. % is calculated as Quantity/Base number\*100

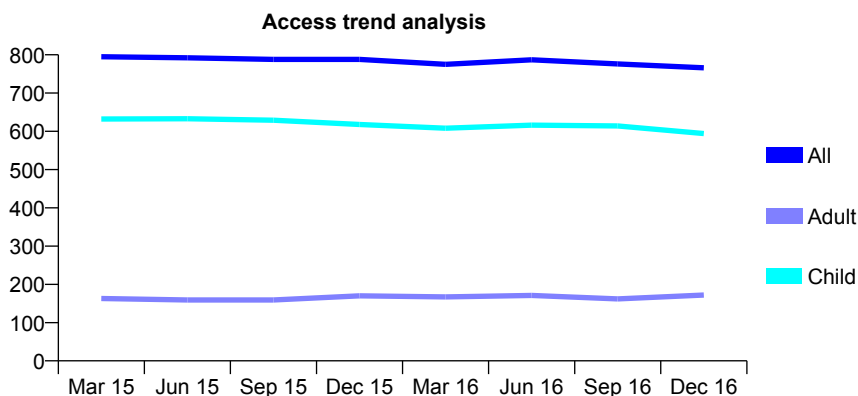
## Q48 - Vital Signs At a Glance Contract Report for 755575/0001 - December 2016

Name or company name	MRS LE BACKSTROM
Contract type name	PDS Contract
Purpose of contract	General
Contract start date	01/04/2006
Contract end date	

16/17 Contracted general activity (UDA)	2,726
Carry forward general activity (UDA)	0
16/17 Contracted orthodontic activity (UOA)	0
Carry forward orthodontic activity (UOA)	0
Baseline contract value	£69,540.75

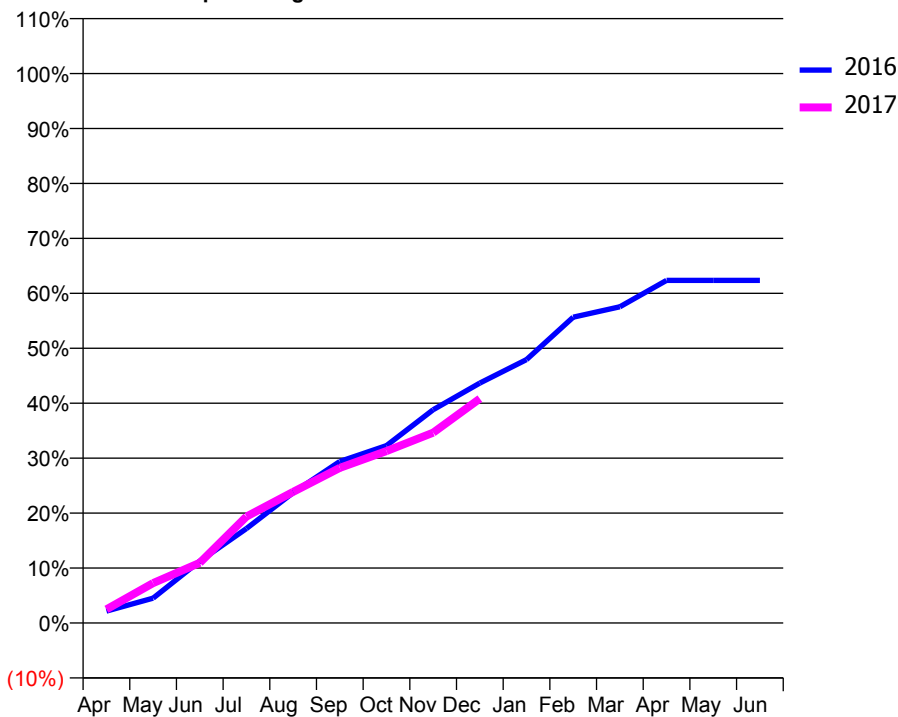
### ACCESS\*

Patients seen in 24 months	Total	Change since previous quarter
Quarter ending December 2015	788	
Quarter ending March 2016	775	↓
Quarter ending June 2016	787	→
Quarter ending September 2016	776	↓
Quarter ending December 2016	766	↓
<b>Variance since December 2015</b>	<b>(2.8%)</b>	<b>↓</b>



### ACTIVITY

Cumulative percentage of contracted UDA delivered 2016 & 2017



Month	Adjusted Scheduled Activity (UDA)	
	2016	2017
April	59	68
May	123	198
June	307	298
July	468	528
August	646	651
September	802	770
October	880	853
November	1,058	944
December	1,191	1,113
January	1,307	
February	1,517	
March	1,569	
April	1,700	
May	1,700	
June	1,700	

### QUALITY

	Quantity	Base Number	Contract	AT	Region	England
% of FP17s for the same patient ID Re-attending within 3 months - Children	88	819	10.7%	12.5%	13.4%	12.4%
% of FP17s for the same patient ID Re-attending within 3 months - Adults	10	104	9.6%	17.6%	17.3%	16.6%
% of FP17s for the same patient ID Re-attending between 3 & 9 months - Children	558	819	68.1%	53.9%	58.9%	57.5%
% of FP17s for the same patient ID Re-attending between 3 & 9 months - Adults	69	104	66.3%	44.9%	52.5%	50.4%
% of FP17s for Band 1 Urgent Courses	6	808	0.7%	11.6%	9.3%	9.1%
% of FP17s Relating to Free Repair or Replacements	0	808	0.0%	1.0%	1.0%	0.8%
% of FP17s Relating to Continuations	0	808	0.0%	1.4%	1.5%	1.3%
% of Patients satisfied with the dentistry they have received	0	0	N/A	93.9%	93.1%	92.7%
% of Patients satisfied with the time they had to wait for an appointment	0	0	N/A	89.2%	89.8%	88.8%

\* This is based on patients treated on this contract for their most recent course of treatment. Figures in italics indicate the base number of FP17s or Patient Questionnaire responses are less than 100. N/A is shown where the base number of responses is less than 10 during the period. % is calculated as Quantity/Base number\*100

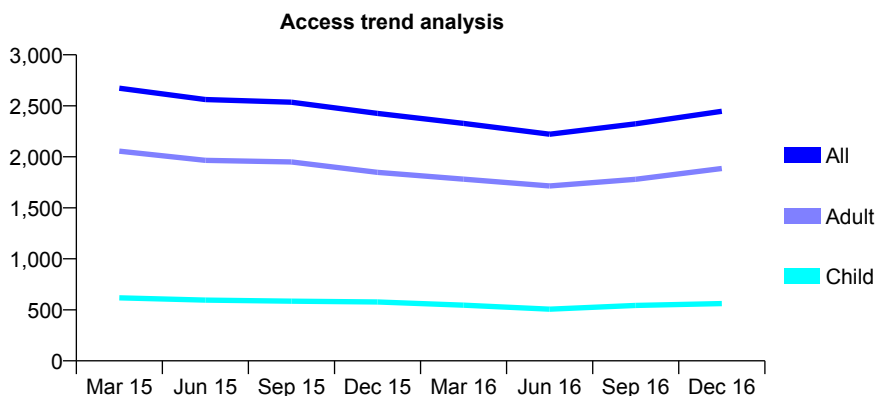
## Q48 - Vital Signs At a Glance Contract Report for 761583/0001 - December 2016

Name or company name	MR M MCGOVERN
Contract type name	GDS Contract
Purpose of contract	General
Contract start date	01/04/2006
Contract end date	

16/17 Contracted general activity (UDA)	10,400
Carry forward general activity (UDA)	0
16/17 Contracted orthodontic activity (UOA)	0
Carry forward orthodontic activity (UOA)	0
Baseline contract value	£265,783.68

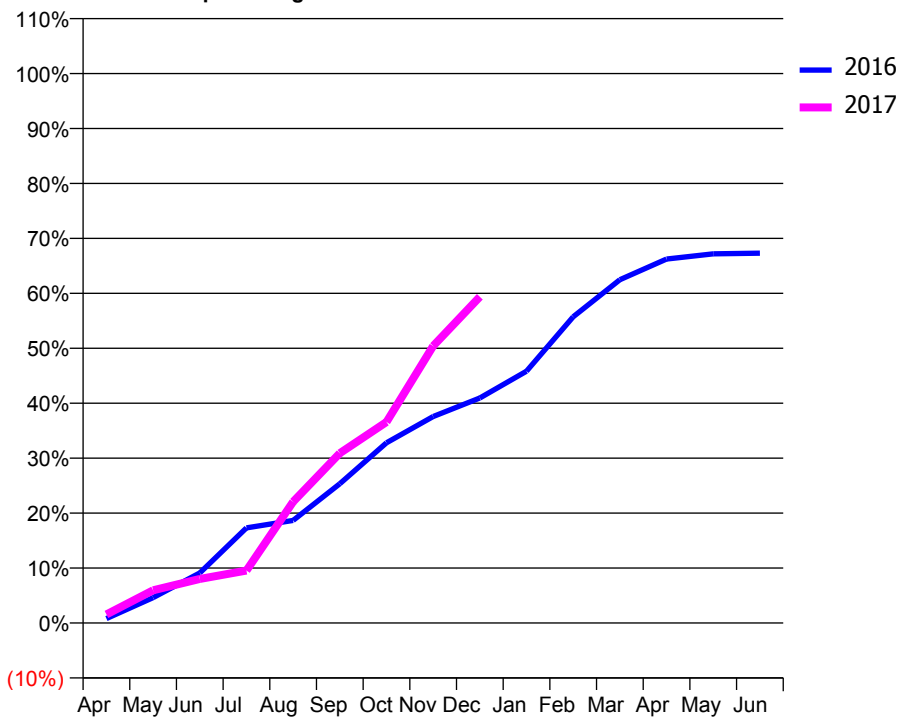
### ACCESS\*

Patients seen in 24 months	Total	Change since previous quarter
Quarter ending December 2015	2,425	
Quarter ending March 2016	2,327	↓
Quarter ending June 2016	2,221	↓
Quarter ending September 2016	2,323	↑
Quarter ending December 2016	2,446	↑
<b>Variance since December 2015</b>	<b>0.9%</b>	→



### ACTIVITY

Cumulative percentage of contracted UDA delivered 2016 & 2017



Month	Adjusted Scheduled Activity (UDA)	
	2016	2017
April	84	163
May	481	620
June	947	834
July	1,801	992
August	1,942	2,296
September	2,636	3,215
October	3,412	3,804
November	3,908	5,242
December	4,258	6,175
January	4,765	
February	5,795	
March	6,499	
April	6,889	
May	6,988	
June	7,001	

### QUALITY

	Quantity	Base Number	Contract	AT	Region	England
% of FP17s for the same patient ID Re-attending within 3 months - Children	63	521	12.1%	12.5%	13.4%	12.4%
% of FP17s for the same patient ID Re-attending within 3 months - Adults	518	1,987	26.1%	17.6%	17.3%	16.6%
% of FP17s for the same patient ID Re-attending between 3 & 9 months - Children	128	521	24.6%	53.9%	58.9%	57.5%
% of FP17s for the same patient ID Re-attending between 3 & 9 months - Adults	498	1,987	25.1%	44.9%	52.5%	50.4%
% of FP17s for Band 1 Urgent Courses	201	2,295	8.8%	11.6%	9.3%	9.1%
% of FP17s Relating to Free Repair or Replacements	56	2,295	2.4%	1.0%	1.0%	0.8%
% of FP17s Relating to Continuations	48	2,295	2.1%	1.4%	1.5%	1.3%
% of Patients satisfied with the dentistry they have received	3	3	N/A	93.9%	93.1%	92.7%
% of Patients satisfied with the time they had to wait for an appointment	3	3	N/A	89.2%	89.8%	88.8%

\* This is based on patients treated on this contract for their most recent course of treatment. Figures in italics indicate the base number of FP17s or Patient Questionnaire responses are less than 100. N/A is shown where the base number of responses is less than 10 during the period. % is calculated as Quantity/Base number\*100

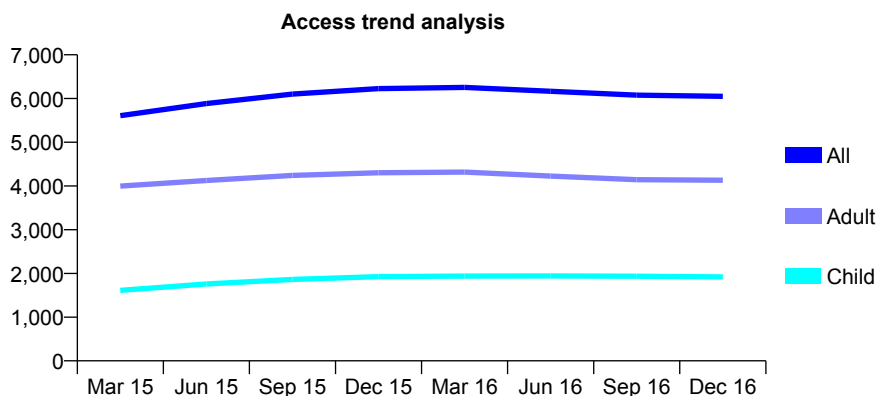
## Q48 - Vital Signs At a Glance Contract Report for 780502/0001 - December 2016

Name or company name	MISS ML DUTHIE
Contract type name	GDS Contract
Purpose of contract	General
Contract start date	01/04/2006
Contract end date	

16/17 Contracted general activity (UDA)	18,780
Carry forward general activity (UDA)	0
16/17 Contracted orthodontic activity (UOA)	0
Carry forward orthodontic activity (UOA)	0
Baseline contract value	£479,081.14

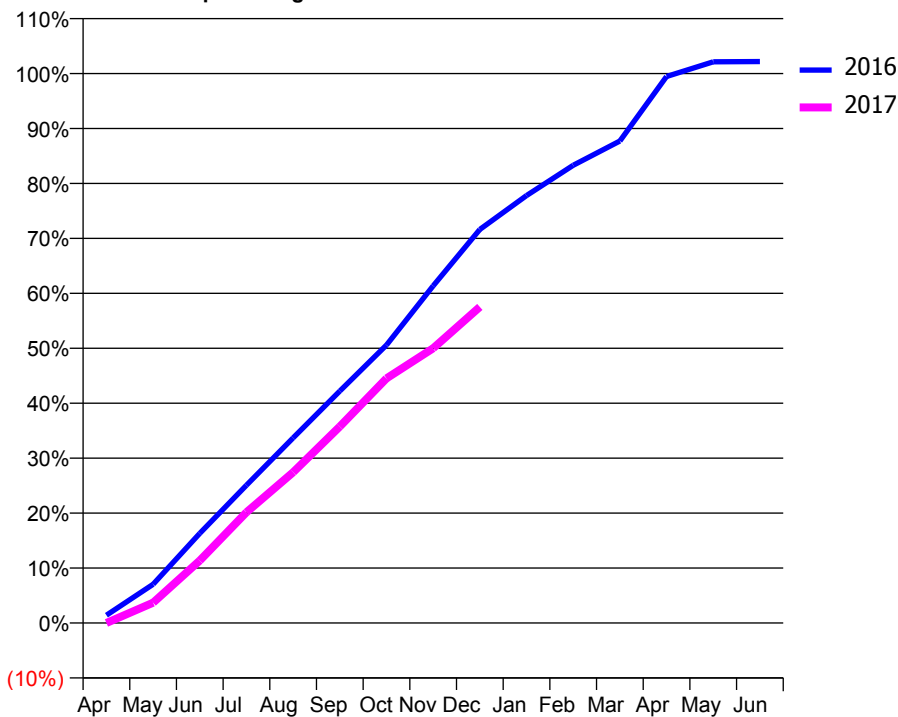
### ACCESS\*

Patients seen in 24 months	Total	Change since previous quarter
Quarter ending December 2015	6,227	
Quarter ending March 2016	6,255	→
Quarter ending June 2016	6,165	↓
Quarter ending September 2016	6,078	↓
Quarter ending December 2016	6,049	→
<b>Variance since December 2015</b>	<b>(2.9%)</b>	<b>↓</b>



### ACTIVITY

Cumulative percentage of contracted UDA delivered 2016 & 2017



Month	Adjusted Scheduled Activity (UDA)	
	2016	2017
April	266	0
May	1,324	694
June	3,064	2,137
July	4,708	3,783
August	6,328	5,153
September	7,928	6,715
October	9,499	8,363
November	11,523	9,388
December	13,453	10,804
January	14,607	
February	15,642	
March	16,475	
April	18,676	
May	19,180	
June	19,189	

### QUALITY

	Quantity	Base Number	Contract	AT	Region	England
% of FP17s for the same patient ID Re-attending within 3 months - Children	146	2,532	5.8%	12.5%	13.4%	12.4%
% of FP17s for the same patient ID Re-attending within 3 months - Adults	425	3,595	11.8%	17.6%	17.3%	16.6%
% of FP17s for the same patient ID Re-attending between 3 & 9 months - Children	1,806	2,532	71.3%	53.9%	58.9%	57.5%
% of FP17s for the same patient ID Re-attending between 3 & 9 months - Adults	1,493	3,595	41.5%	44.9%	52.5%	50.4%
% of FP17s for Band 1 Urgent Courses	184	4,893	3.8%	11.6%	9.3%	9.1%
% of FP17s Relating to Free Repair or Replacements	22	4,893	0.4%	1.0%	1.0%	0.8%
% of FP17s Relating to Continuations	27	4,893	0.6%	1.4%	1.5%	1.3%
% of Patients satisfied with the dentistry they have received	6	6	N/A	93.9%	93.1%	92.7%
% of Patients satisfied with the time they had to wait for an appointment	6	6	N/A	89.2%	89.8%	88.8%

\* This is based on patients treated on this contract for their most recent course of treatment. Figures in italics indicate the base number of FP17s or Patient Questionnaire responses are less than 100. N/A is shown where the base number of responses is less than 10 during the period. % is calculated as Quantity/Base number\*100

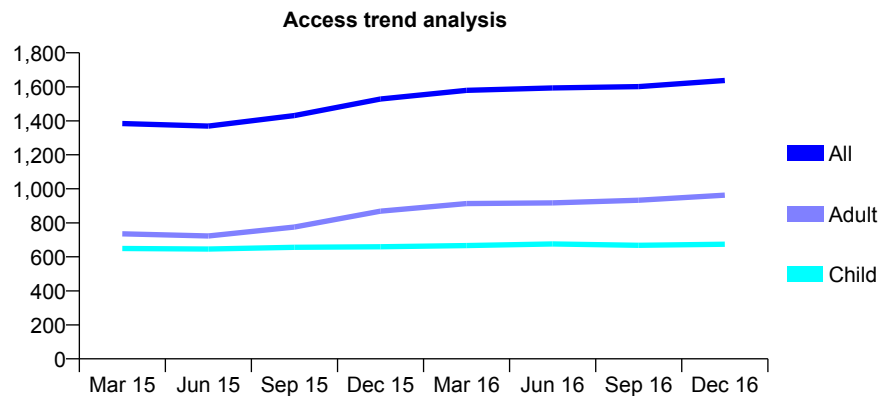
## Q48 - Vital Signs At a Glance Contract Report for 787914/0001 - December 2016

Name or company name	MR P SMITH
Contract type name	PDS Contract
Purpose of contract	General
Contract start date	01/01/2011
Contract end date	31/12/2020

16/17 Contracted general activity (UDA)	3,200
Carry forward general activity (UDA)	204
16/17 Contracted orthodontic activity (UOA)	0
Carry forward orthodontic activity (UOA)	0
Baseline contract value	£107,321.32

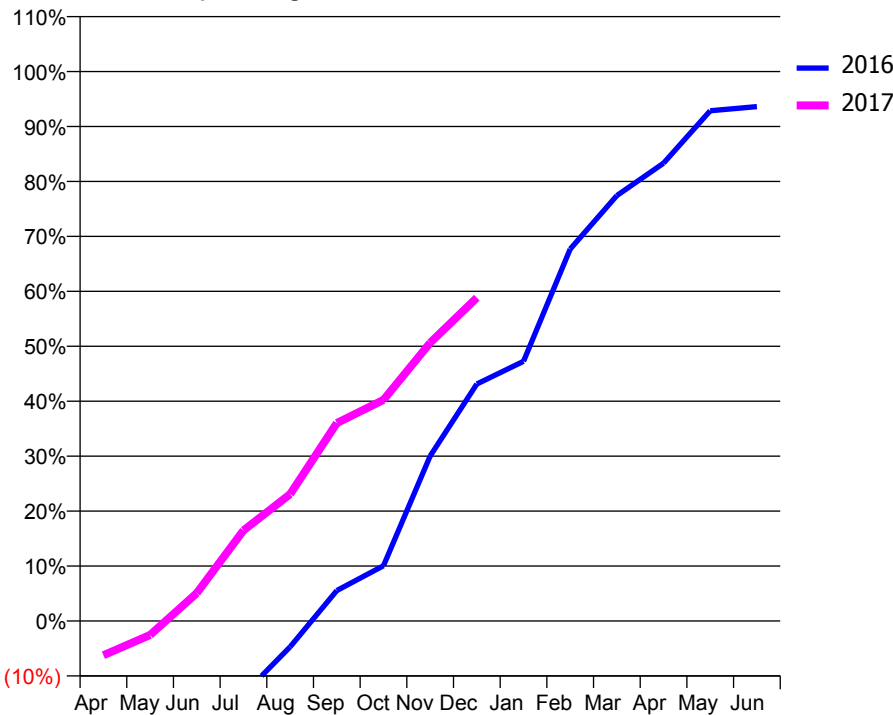
### ACCESS\*

Patients seen in 24 months	Total	Change since previous quarter
Quarter ending December 2015	1,528	
Quarter ending March 2016	1,579	↑
Quarter ending June 2016	1,593	→
Quarter ending September 2016	1,601	→
Quarter ending December 2016	1,637	↑
<b>Variance since December 2015</b>	<b>7.1%</b>	<b>↑</b>



### ACTIVITY

Cumulative percentage of contracted UDA delivered 2016 & 2017



Month	Adjusted Scheduled Activity (UDA)	
	2016	2017
April	-779	-200
May	-649	-82
June	-649	162
July	-429	527
August	-151	739
September	177	1,153
October	322	1,288
November	961	1,620
December	1,381	1,883
January	1,512	
February	2,166	
March	2,478	
April	2,666	
May	2,972	
June	2,996	

### QUALITY

	Quantity	Base Number	Contract	AT	Region	England
% of FP17s for the same patient ID Re-attending within 3 months - Children	126	862	14.6%	12.5%	13.4%	12.4%
% of FP17s for the same patient ID Re-attending within 3 months - Adults	100	730	13.7%	17.6%	17.3%	16.6%
% of FP17s for the same patient ID Re-attending between 3 & 9 months - Children	503	862	58.4%	53.9%	58.9%	57.5%
% of FP17s for the same patient ID Re-attending between 3 & 9 months - Adults	262	730	35.9%	44.9%	52.5%	50.4%
% of FP17s for Band 1 Urgent Courses	78	1,154	6.8%	11.6%	9.3%	9.1%
% of FP17s Relating to Free Repair or Replacements	1	1,154	0.1%	1.0%	1.0%	0.8%
% of FP17s Relating to Continuations	15	1,154	1.3%	1.4%	1.5%	1.3%
% of Patients satisfied with the dentistry they have received	3	4	N/A	93.9%	93.1%	92.7%
% of Patients satisfied with the time they had to wait for an appointment	4	4	N/A	89.2%	89.8%	88.8%

\* This is based on patients treated on this contract for their most recent course of treatment. Figures in italics indicate the base number of FP17s or Patient Questionnaire responses are less than 100. N/A is shown where the base number of responses is less than 10 during the period. % is calculated as Quantity/Base number\*100



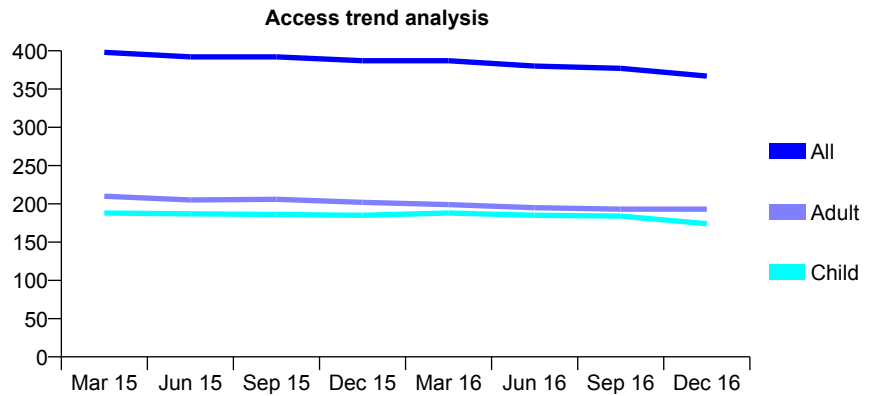
## Q48 - Vital Signs At a Glance Contract Report for 803499/0001 - December 2016

Name or company name	MR TJ GOLDUP
Contract type name	GDS Contract
Purpose of contract	General
Contract start date	01/04/2006
Contract end date	

16/17 Contracted general activity (UDA)	1,696
Carry forward general activity (UDA)	0
16/17 Contracted orthodontic activity (UOA)	0
Carry forward orthodontic activity (UOA)	0
Baseline contract value	£43,265.26

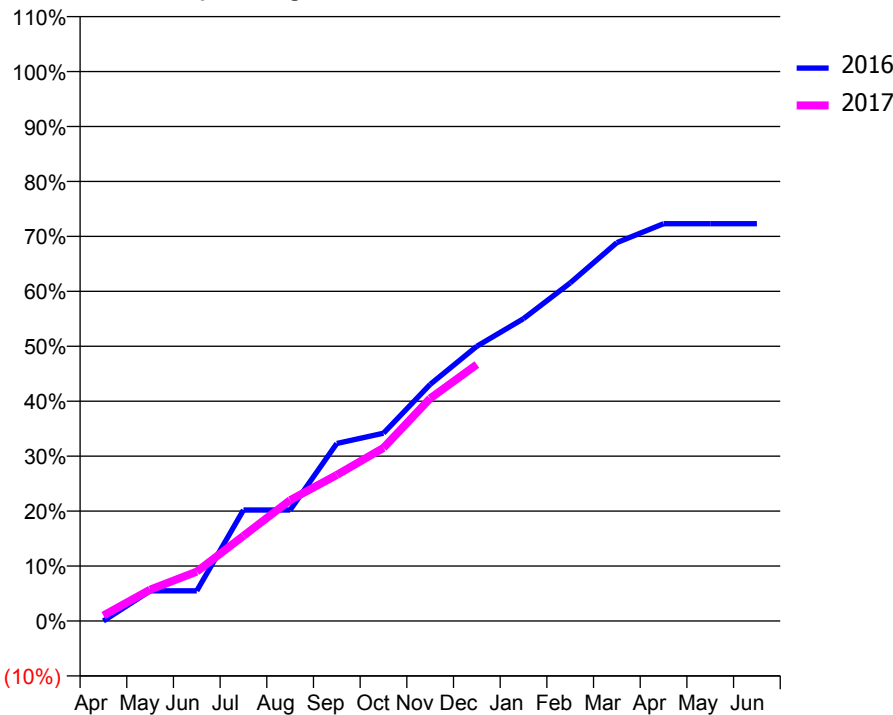
### ACCESS\*

Patients seen in 24 months	Total	Change since previous quarter
Quarter ending December 2015	387	
Quarter ending March 2016	387	→
Quarter ending June 2016	380	↓
Quarter ending September 2016	377	→
Quarter ending December 2016	367	↓
<b>Variance since December 2015</b>	<b>(5.2%)</b>	<b>↓</b>



### ACTIVITY

Cumulative percentage of contracted UDA delivered 2016 & 2017



Adjusted Scheduled Activity (UDA)		
Month	2016	2017
April	0	17
May	93	97
June	93	152
July	343	263
August	343	373
September	548	451
October	580	534
November	730	687
December	848	792
January	933	
February	1,043	
March	1,168	
April	1,226	
May	1,226	
June	1,226	

### QUALITY

	Quantity	Base Number	Contract	AT	Region	England
% of FP17s for the same patient ID Re-attending within 3 months - Children	12	221	5.4%	12.5%	13.4%	12.4%
% of FP17s for the same patient ID Re-attending within 3 months - Adults	51	207	24.6%	17.6%	17.3%	16.6%
% of FP17s for the same patient ID Re-attending between 3 & 9 months - Children	149	221	67.4%	53.9%	58.9%	57.5%
% of FP17s for the same patient ID Re-attending between 3 & 9 months - Adults	107	207	51.7%	44.9%	52.5%	50.4%
% of FP17s for Band 1 Urgent Courses	28	411	6.8%	11.6%	9.3%	9.1%
% of FP17s Relating to Free Repair or Replacements	0	411	0.0%	1.0%	1.0%	0.8%
% of FP17s Relating to Continuations	9	411	2.2%	1.4%	1.5%	1.3%
% of Patients satisfied with the dentistry they have received	2	2	N/A	93.9%	93.1%	92.7%
% of Patients satisfied with the time they had to wait for an appointment	2	2	N/A	89.2%	89.8%	88.8%

\* This is based on patients treated on this contract for their most recent course of treatment. Figures in italics indicate the base number of FP17s or Patient Questionnaire responses are less than 100. N/A is shown where the base number of responses is less than 10 during the period. % is calculated as Quantity/Base number\*100

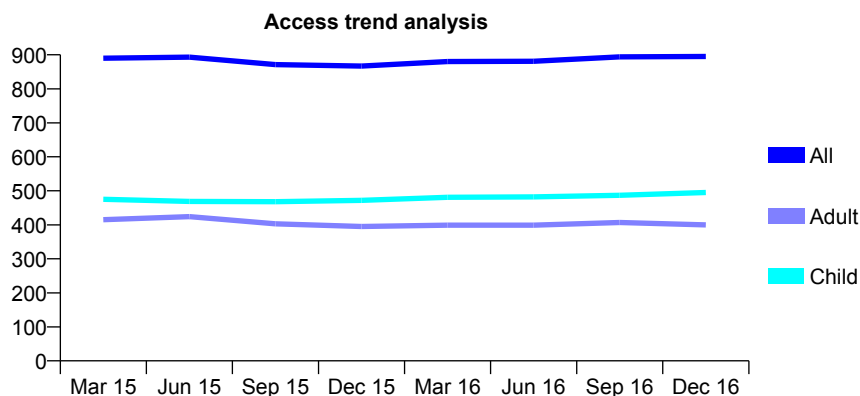
## Q48 - Vital Signs At a Glance Contract Report for 809101/0001 - December 2016

Name or company name	MR PA KNIGHT
Contract type name	GDS Contract
Purpose of contract	General
Contract start date	01/04/2006
Contract end date	

16/17 Contracted general activity (UDA)	3,222
Carry forward general activity (UDA)	0
16/17 Contracted orthodontic activity (UOA)	0
Carry forward orthodontic activity (UOA)	0
Baseline contract value	£95,208.49

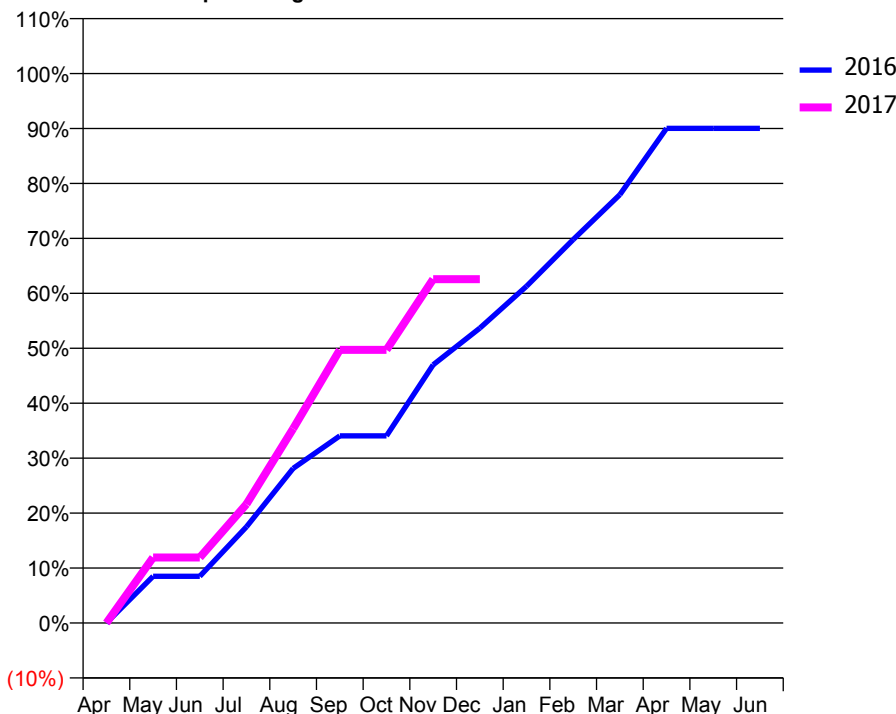
### ACCESS\*

Patients seen in 24 months	Total	Change since previous quarter
Quarter ending December 2015	867	
Quarter ending March 2016	880	→
Quarter ending June 2016	881	→
Quarter ending September 2016	894	→
Quarter ending December 2016	895	→
<b>Variance since December 2015</b>	<b>3.2%</b>	<b>↑</b>



### ACTIVITY

Cumulative percentage of contracted UDA delivered 2016 & 2017



Month	Adjusted Scheduled Activity (UDA)	
	2016	2017
April	0	0
May	274	384
June	274	384
July	564	697
August	906	1,140
September	1,097	1,602
October	1,097	1,602
November	1,514	2,016
December	1,729	2,016
January	1,975	
February	2,248	
March	2,512	
April	2,900	
May	2,900	
June	2,900	

### QUALITY

	Quantity	Base Number	Contract	AT	Region	England
% of FP17s for the same patient ID Re-attending within 3 months - Children	33	449	7.3%	12.5%	13.4%	12.4%
% of FP17s for the same patient ID Re-attending within 3 months - Adults	34	241	14.1%	17.6%	17.3%	16.6%
% of FP17s for the same patient ID Re-attending between 3 & 9 months - Children	216	449	48.1%	53.9%	58.9%	57.5%
% of FP17s for the same patient ID Re-attending between 3 & 9 months - Adults	86	241	35.7%	44.9%	52.5%	50.4%
% of FP17s for Band 1 Urgent Courses	18	598	3.0%	11.6%	9.3%	9.1%
% of FP17s Relating to Free Repair or Replacements	0	598	0.0%	1.0%	1.0%	0.8%
% of FP17s Relating to Continuations	10	598	1.7%	1.4%	1.5%	1.3%
% of Patients satisfied with the dentistry they have received	1	1	N/A	93.9%	93.1%	92.7%
% of Patients satisfied with the time they had to wait for an appointment	1	1	N/A	89.2%	89.8%	88.8%

\* This is based on patients treated on this contract for their most recent course of treatment. Figures in italics indicate the base number of FP17s or Patient Questionnaire responses are less than 100. N/A is shown where the base number of responses is less than 10 during the period. % is calculated as Quantity/Base number\*100

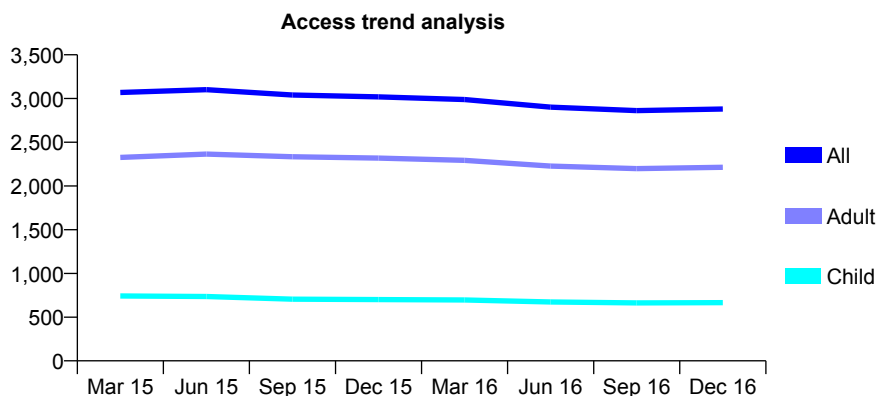
## Q48 - Vital Signs At a Glance Contract Report for 841986/0001 - December 2016

Name or company name	MR AP AYRES
Contract type name	PDS Contract
Purpose of contract	General
Contract start date	01/04/2006
Contract end date	31/03/2020

16/17 Contracted general activity (UDA)	8,300
Carry forward general activity (UDA)	200
16/17 Contracted orthodontic activity (UOA)	0
Carry forward orthodontic activity (UOA)	0
Baseline contract value	£238,495.19

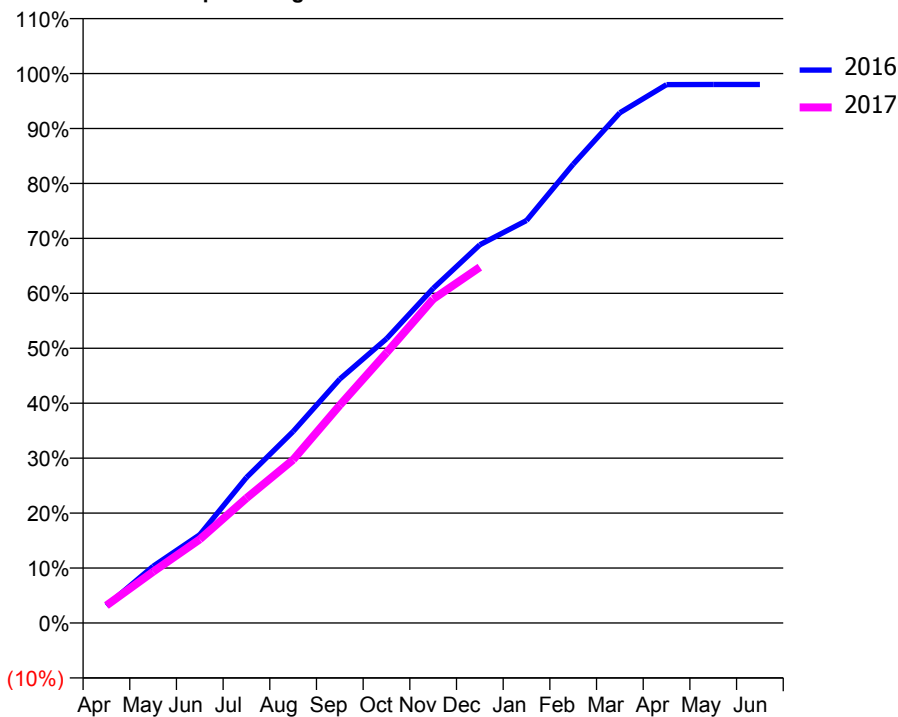
### ACCESS\*

Patients seen in 24 months	Total	Change since previous quarter
Quarter ending December 2015	3,019	
Quarter ending March 2016	2,989	→
Quarter ending June 2016	2,901	↓
Quarter ending September 2016	2,862	↓
Quarter ending December 2016	2,880	→
<b>Variance since December 2015</b>	<b>(4.6%)</b>	<b>↓</b>



### ACTIVITY

Cumulative percentage of contracted UDA delivered 2016 & 2017



Month	Adjusted Scheduled Activity (UDA)	
	2016	2017
April	298	265
May	982	774
June	1,527	1,264
July	2,516	1,886
August	3,312	2,466
September	4,217	3,289
October	4,913	4,082
November	5,785	4,894
December	6,538	5,374
January	6,958	
February	7,931	
March	8,821	
April	9,307	
May	9,309	
June	9,309	

### QUALITY

	Quantity	Base Number	Contract	AT	Region	England
% of FP17s for the same patient ID Re-attending within 3 months - Children	69	755	9.1%	12.5%	13.4%	12.4%
% of FP17s for the same patient ID Re-attending within 3 months - Adults	349	2,449	14.3%	17.6%	17.3%	16.6%
% of FP17s for the same patient ID Re-attending between 3 & 9 months - Children	509	755	67.4%	53.9%	58.9%	57.5%
% of FP17s for the same patient ID Re-attending between 3 & 9 months - Adults	1,552	2,449	63.4%	44.9%	52.5%	50.4%
% of FP17s for Band 1 Urgent Courses	271	2,994	9.1%	11.6%	9.3%	9.1%
% of FP17s Relating to Free Repair or Replacements	27	2,994	0.9%	1.0%	1.0%	0.8%
% of FP17s Relating to Continuations	28	2,994	0.9%	1.4%	1.5%	1.3%
% of Patients satisfied with the dentistry they have received	4	4	N/A	93.9%	93.1%	92.7%
% of Patients satisfied with the time they had to wait for an appointment	4	4	N/A	89.2%	89.8%	88.8%

\* This is based on patients treated on this contract for their most recent course of treatment. Figures in italics indicate the base number of FP17s or Patient Questionnaire responses are less than 100. N/A is shown where the base number of responses is less than 10 during the period. % is calculated as Quantity/Base number\*100

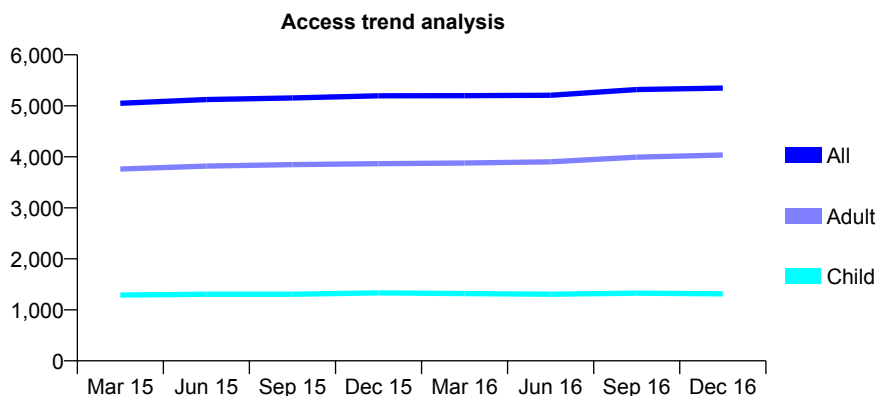
## Q48 - Vital Signs At a Glance Contract Report for 851302/0001 - December 2016

Name or company name	MR RK NAGPAUL
Contract type name	GDS Contract
Purpose of contract	General
Contract start date	01/04/2006
Contract end date	

16/17 Contracted general activity (UDA)	21,820
Carry forward general activity (UDA)	0
16/17 Contracted orthodontic activity (UOA)	0
Carry forward orthodontic activity (UOA)	0
Baseline contract value	£548,944.63

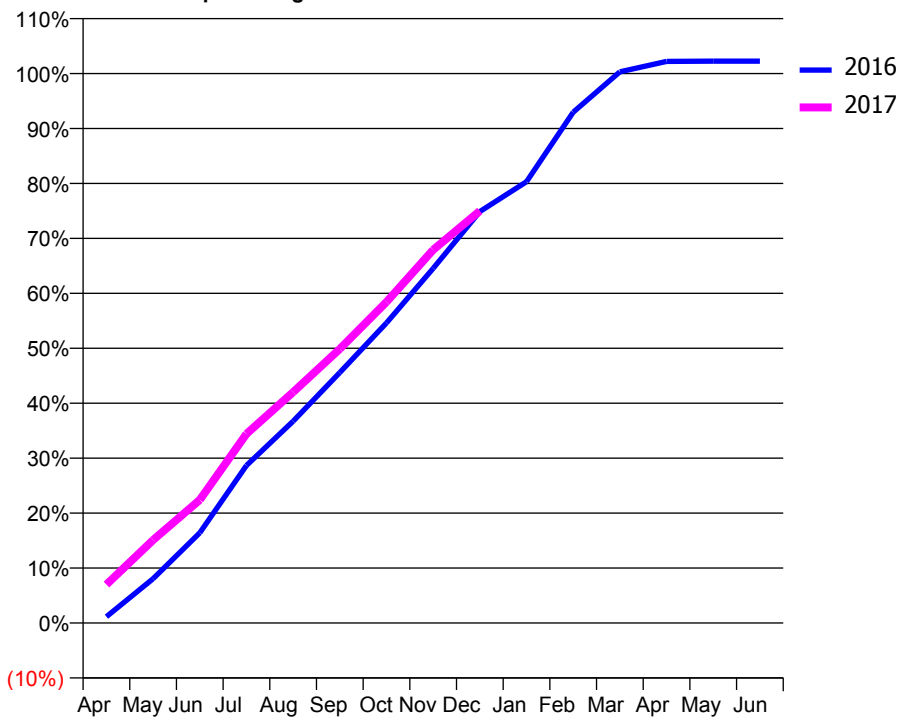
### ACCESS\*

Patients seen in 24 months	Total	Change since previous quarter
Quarter ending December 2015	5,197	
Quarter ending March 2016	5,199	→
Quarter ending June 2016	5,207	→
Quarter ending September 2016	5,319	↑
Quarter ending December 2016	5,349	→
<b>Variance since December 2015</b>	<b>2.9%</b>	<b>↑</b>



### ACTIVITY

Cumulative percentage of contracted UDA delivered 2016 & 2017



Month	Adjusted Scheduled Activity (UDA)	
	2016	2017
April	251	1,530
May	1,761	3,295
June	3,580	4,889
July	6,254	7,512
August	8,013	9,168
September	9,945	10,884
October	11,915	12,746
November	14,082	14,820
December	16,340	16,364
January	17,525	
February	20,282	
March	21,886	
April	22,300	
May	22,310	
June	22,310	

### QUALITY

	Quantity	Base Number	Contract	AT	Region	England
% of FP17s for the same patient ID Re-attending within 3 months - Children	286	1,733	16.5%	12.5%	13.4%	12.4%
% of FP17s for the same patient ID Re-attending within 3 months - Adults	1,192	4,963	24.0%	17.6%	17.3%	16.6%
% of FP17s for the same patient ID Re-attending between 3 & 9 months - Children	995	1,733	57.4%	53.9%	58.9%	57.5%
% of FP17s for the same patient ID Re-attending between 3 & 9 months - Adults	2,613	4,963	52.6%	44.9%	52.5%	50.4%
% of FP17s for Band 1 Urgent Courses	939	6,507	14.4%	11.6%	9.3%	9.1%
% of FP17s Relating to Free Repair or Replacements	138	6,507	2.1%	1.0%	1.0%	0.8%
% of FP17s Relating to Continuations	29	6,507	0.4%	1.4%	1.5%	1.3%
% of Patients satisfied with the dentistry they have received	9	10	90.0%	93.9%	93.1%	92.7%
% of Patients satisfied with the time they had to wait for an appointment	9	10	90.0%	89.2%	89.8%	88.8%

\* This is based on patients treated on this contract for their most recent course of treatment. Figures in italics indicate the base number of FP17s or Patient Questionnaire responses are less than 100. N/A is shown where the base number of responses is less than 10 during the period. % is calculated as Quantity/Base number\*100

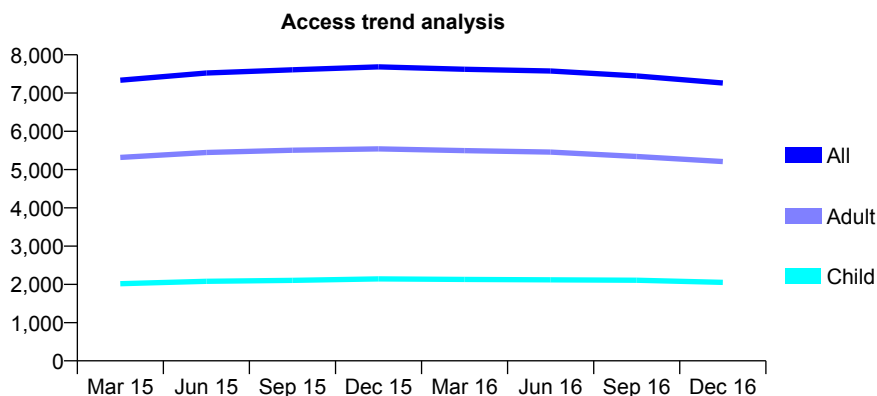
## Q48 - Vital Signs At a Glance Contract Report for 891495/0001 - December 2016

Name or company name	MR RK GOLLAPUDI
Contract type name	PDS Plus Contract
Purpose of contract	General
Contract start date	01/01/2011
Contract end date	31/03/2017

16/17 Contracted general activity (UDA)	24,000
Carry forward general activity (UDA)	0
16/17 Contracted orthodontic activity (UOA)	0
Carry forward orthodontic activity (UOA)	0
Baseline contract value	£319,381.22

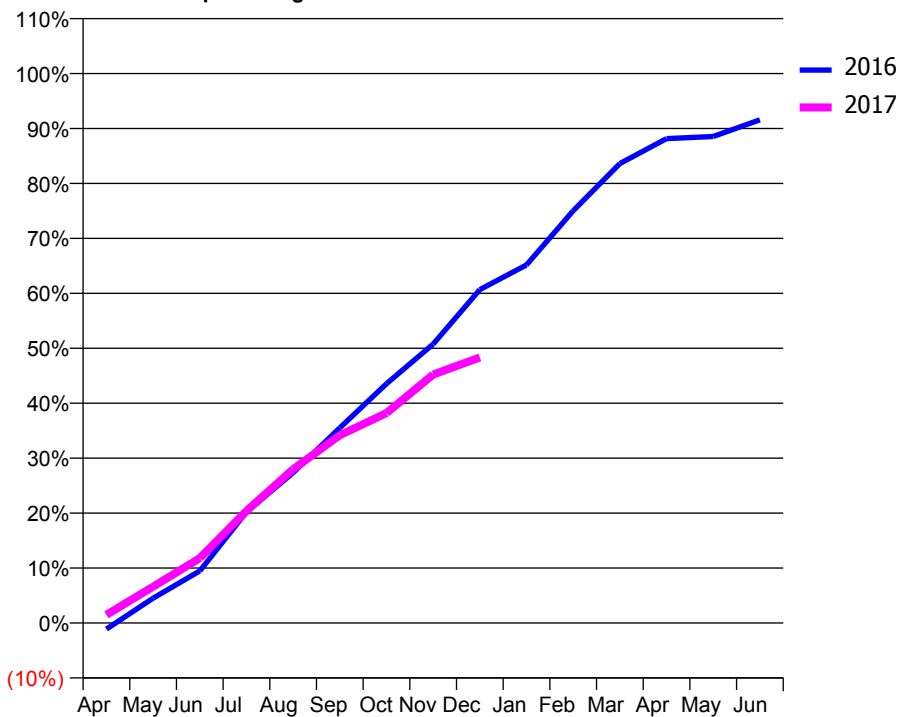
### ACCESS\*

Patients seen in 24 months	Total	Change since previous quarter
Quarter ending December 2015	7,684	
Quarter ending March 2016	7,623	→
Quarter ending June 2016	7,575	→
Quarter ending September 2016	7,449	↓
Quarter ending December 2016	7,263	↓
<b>Variance since December 2015</b>	<b>(5.5%)</b>	<b>↓</b>



### ACTIVITY

Cumulative percentage of contracted UDA delivered 2016 & 2017



Month	Adjusted Scheduled Activity (UDA)	
	2016	2017
April	-271	359
May	1,085	1,585
June	2,272	2,831
July	4,850	4,894
August	6,566	6,716
September	8,525	8,203
October	10,450	9,169
November	12,179	10,851
December	14,562	11,598
January	15,642	
February	18,007	
March	20,066	
April	21,154	
May	21,246	
June	21,975	

### QUALITY

	Quantity	Base Number	Contract	AT	Region	England
% of FP17s for the same patient ID Re-attending within 3 months - Children	151	1,745	8.7%	12.5%	13.4%	12.4%
% of FP17s for the same patient ID Re-attending within 3 months - Adults	605	3,908	15.5%	17.6%	17.3%	16.6%
% of FP17s for the same patient ID Re-attending between 3 & 9 months - Children	876	1,745	50.2%	53.9%	58.9%	57.5%
% of FP17s for the same patient ID Re-attending between 3 & 9 months - Adults	1,666	3,908	42.6%	44.9%	52.5%	50.4%
% of FP17s for Band 1 Urgent Courses	687	4,859	14.1%	11.6%	9.3%	9.1%
% of FP17s Relating to Free Repair or Replacements	35	4,859	0.7%	1.0%	1.0%	0.8%
% of FP17s Relating to Continuations	57	4,859	1.2%	1.4%	1.5%	1.3%
% of Patients satisfied with the dentistry they have received	26	27	96.3%	93.9%	93.1%	92.7%
% of Patients satisfied with the time they had to wait for an appointment	26	27	96.3%	89.2%	89.8%	88.8%

\* This is based on patients treated on this contract for their most recent course of treatment. Figures in italics indicate the base number of FP17s or Patient Questionnaire responses are less than 100. N/A is shown where the base number of responses is less than 10 during the period. % is calculated as Quantity/Base number\*100

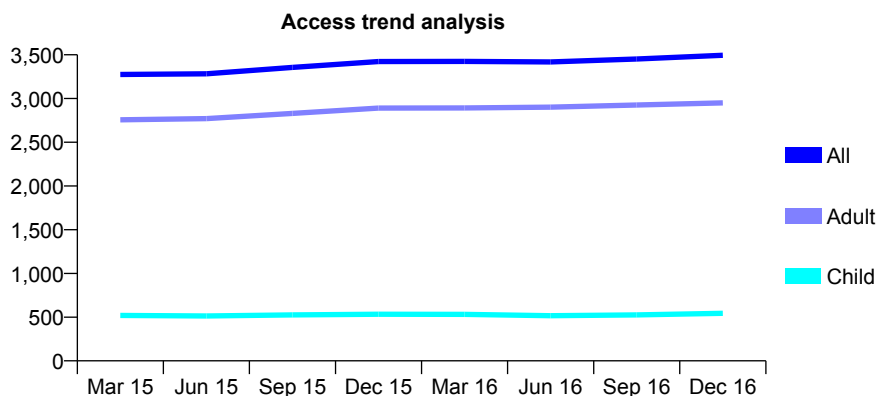
## Q48 - Vital Signs At a Glance Contract Report for 895067/0003 - December 2016

Name or company name	FairField Dental Surgery
Contract type name	GDS Contract
Purpose of contract	General and Orthodontic
Contract start date	01/04/2010
Contract end date	

16/17 Contracted general activity (UDA)	9,890
Carry forward general activity (UDA)	0
16/17 Contracted orthodontic activity (UOA)	50
Carry forward orthodontic activity (UOA)	0
Baseline contract value	£300,554.02

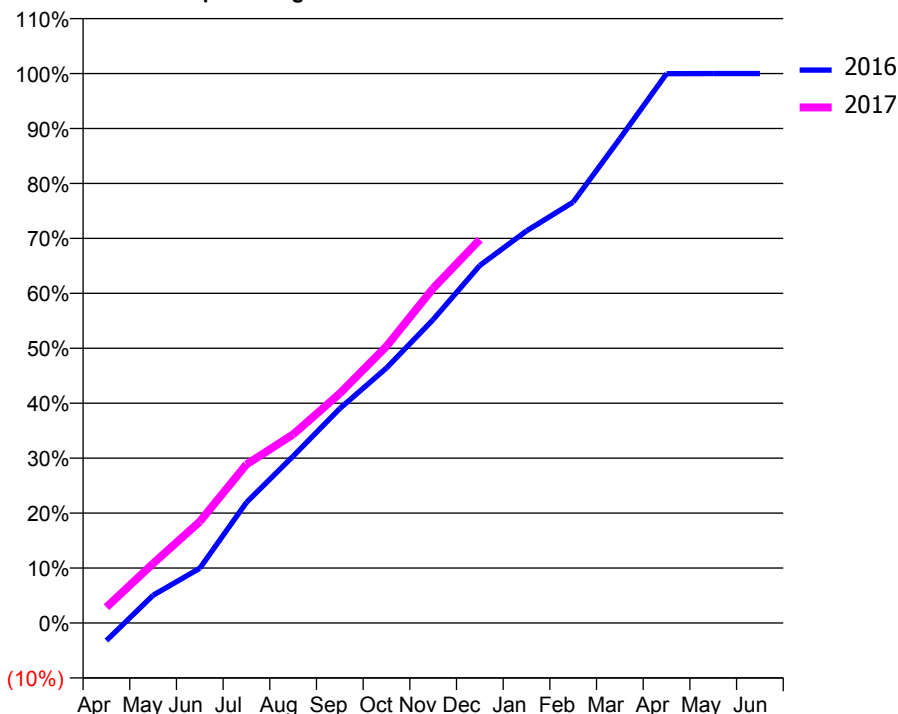
### ACCESS\*

Patients seen in 24 months	Total	Change since previous quarter
Quarter ending December 2015	3,423	
Quarter ending March 2016	3,424	→
Quarter ending June 2016	3,418	→
Quarter ending September 2016	3,452	→
Quarter ending December 2016	3,494	→
<b>Variance since December 2015</b>	<b>2.1%</b>	<b>↑</b>



### ACTIVITY

Cumulative percentage of contracted UDA delivered 2016 & 2017



Adjusted Scheduled Activity (UDA)

Month	2016	2017
April	-319	284
May	499	1,072
June	985	1,824
July	2,170	2,855
August	3,005	3,396
September	3,860	4,131
October	4,591	4,981
November	5,461	6,025
December	6,435	6,902
January	7,058	
February	7,575	
March	8,718	
April	9,888	
May	9,890	
June	9,890	

### QUALITY

	Quantity	Base Number	Contract	AT	Region	England
% of FP17s for the same patient ID Re-attending within 3 months - Children	53	625	8.5%	12.5%	13.4%	12.4%
% of FP17s for the same patient ID Re-attending within 3 months - Adults	654	3,635	18.0%	17.6%	17.3%	16.6%
% of FP17s for the same patient ID Re-attending between 3 & 9 months - Children	280	625	44.8%	53.9%	58.9%	57.5%
% of FP17s for the same patient ID Re-attending between 3 & 9 months - Adults	1,850	3,635	50.9%	44.9%	52.5%	50.4%
% of FP17s for Band 1 Urgent Courses	552	3,560	15.5%	11.6%	9.3%	9.1%
% of FP17s Relating to Free Repair or Replacements	32	3,560	0.9%	1.0%	1.0%	0.8%
% of FP17s Relating to Continuations	108	3,560	3.0%	1.4%	1.5%	1.3%
% of Patients satisfied with the dentistry they have received	3	3	N/A	93.9%	93.1%	92.7%
% of Patients satisfied with the time they had to wait for an appointment	3	3	N/A	89.2%	89.8%	88.8%

\* This is based on patients treated on this contract for their most recent course of treatment. Figures in italics indicate the base number of FP17s or Patient Questionnaire responses are less than 100. N/A is shown where the base number of responses is less than 10 during the period. % is calculated as Quantity/Base number\*100

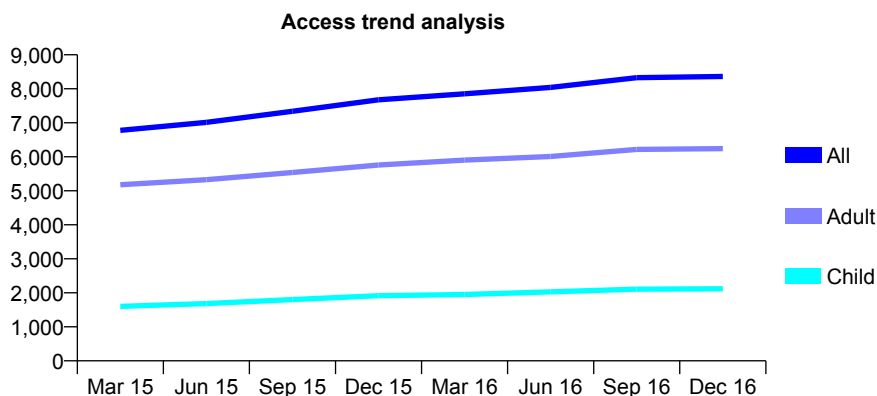
## Q48 - Vital Signs At a Glance Contract Report for 905925/0002 - December 2016

Name or company name	MR ND DALEY
Contract type name	Pilot Contract
Purpose of contract	General
Contract start date	01/04/2006
Contract end date	

16/17 Contracted general activity (UDA)	30,000
Carry forward general activity (UDA)	0
16/17 Contracted orthodontic activity (UOA)	0
Carry forward orthodontic activity (UOA)	0
Baseline contract value	£765,305.34

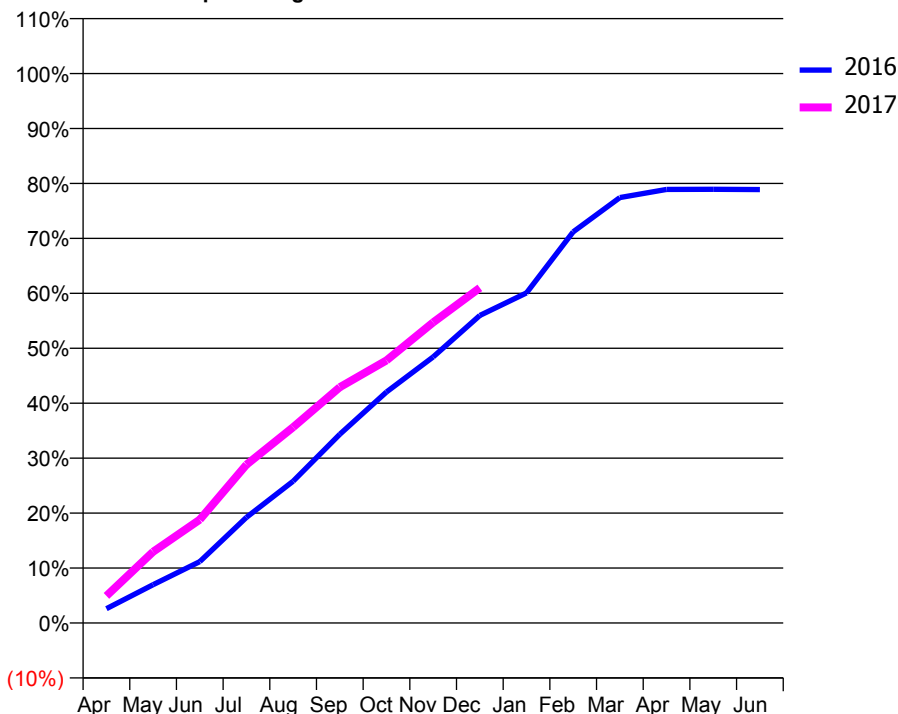
### ACCESS\*

Patients seen in 24 months	Total	Change since previous quarter
Quarter ending December 2015	7,676	
Quarter ending March 2016	7,854	↑
Quarter ending June 2016	8,040	↑
Quarter ending September 2016	8,328	↑
Quarter ending December 2016	8,363	→
<b>Variance since December 2015</b>	<b>8.9%</b>	<b>↑</b>



### ACTIVITY

Cumulative percentage of contracted UDA delivered 2016 & 2017



Month	Adjusted Scheduled Activity (UDA)	
	2016	2017
April	782	1,483
May	2,091	3,888
June	3,350	5,647
July	5,767	8,646
August	7,741	10,691
September	10,302	12,872
October	12,613	14,342
November	14,525	16,414
December	16,791	18,297
January	18,022	
February	21,354	
March	23,227	
April	23,672	
May	23,677	
June	23,664	

### QUALITY

	Quantity	Base Number	Contract	AT	Region	England
% of FP17s for the same patient ID Re-attending within 3 months - Children	146	2,051	7.1%	12.5%	13.4%	12.4%
% of FP17s for the same patient ID Re-attending within 3 months - Adults	860	5,730	15.0%	17.6%	17.3%	16.6%
% of FP17s for the same patient ID Re-attending between 3 & 9 months - Children	926	2,051	45.1%	53.9%	58.9%	57.5%
% of FP17s for the same patient ID Re-attending between 3 & 9 months - Adults	2,188	5,730	38.2%	44.9%	52.5%	50.4%
% of FP17s for Band 1 Urgent Courses	959	7,587	12.6%	11.6%	9.3%	9.1%
% of FP17s Relating to Free Repair or Replacements	79	7,587	1.0%	1.0%	1.0%	0.8%
% of FP17s Relating to Continuations	51	7,587	0.7%	1.4%	1.5%	1.3%
% of Patients satisfied with the dentistry they have received	12	15	80.0%	93.9%	93.1%	92.7%
% of Patients satisfied with the time they had to wait for an appointment	12	15	80.0%	89.2%	89.8%	88.8%

\* This is based on patients treated on this contract for their most recent course of treatment. Figures in italics indicate the base number of FP17s or Patient Questionnaire responses are less than 100. N/A is shown where the base number of responses is less than 10 during the period. % is calculated as Quantity/Base number\*100



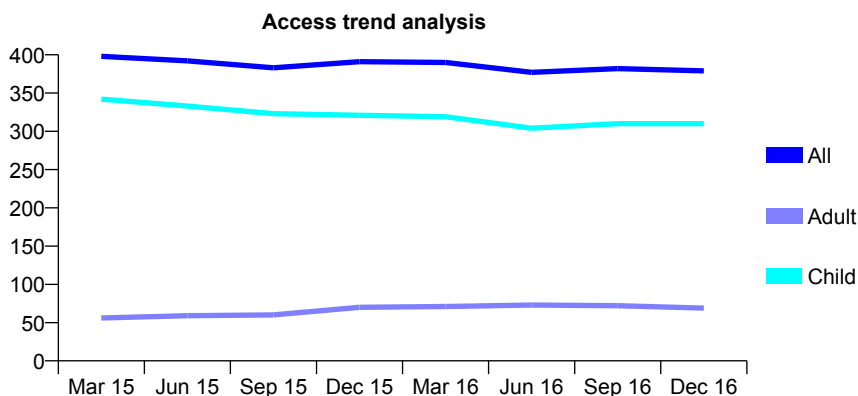
## Q48 - Vital Signs At a Glance Contract Report for 906840/0001 - December 2016

Name or company name	MRS HM LLOYD
Contract type name	GDS Contract
Purpose of contract	General
Contract start date	01/04/2006
Contract end date	

16/17 Contracted general activity (UDA)	886
Carry forward general activity (UDA)	0
16/17 Contracted orthodontic activity (UOA)	0
Carry forward orthodontic activity (UOA)	0
Baseline contract value	£32,943.79

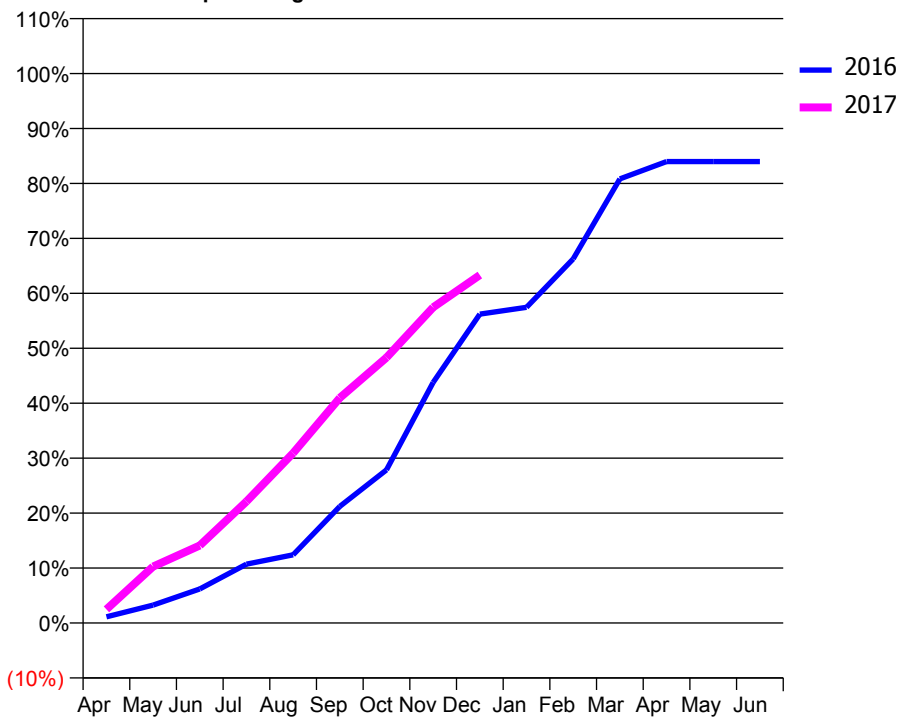
### ACCESS\*

Patients seen in 24 months	Total	Change since previous quarter
Quarter ending December 2015	391	
Quarter ending March 2016	390	→
Quarter ending June 2016	377	↓
Quarter ending September 2016	382	→
Quarter ending December 2016	379	→
<b>Variance since December 2015</b>	<b>(3.1%)</b>	<b>↓</b>



### ACTIVITY

Cumulative percentage of contracted UDA delivered 2016 & 2017



Month	Adjusted Scheduled Activity (UDA)	
	2016	2017
April	10	22
May	29	91
June	55	125
July	95	196
August	110	274
September	188	363
October	247	428
November	388	509
December	498	561
January	509	
February	587	
March	716	
April	744	
May	744	
June	744	

### QUALITY

	Quantity	Base Number	Contract	AT	Region	England
% of FP17s for the same patient ID Re-attending within 3 months - Children	29	342	8.5%	12.5%	13.4%	12.4%
% of FP17s for the same patient ID Re-attending within 3 months - Adults	0	33	0.0%	17.6%	17.3%	16.6%
% of FP17s for the same patient ID Re-attending between 3 & 9 months - Children	222	342	64.9%	53.9%	58.9%	57.5%
% of FP17s for the same patient ID Re-attending between 3 & 9 months - Adults	27	33	81.8%	44.9%	52.5%	50.4%
% of FP17s for Band 1 Urgent Courses	0	357	0.0%	11.6%	9.3%	9.1%
% of FP17s Relating to Free Repair or Replacements	0	357	0.0%	1.0%	1.0%	0.8%
% of FP17s Relating to Continuations	14	357	3.9%	1.4%	1.5%	1.3%
% of Patients satisfied with the dentistry they have received	1	1	N/A	93.9%	93.1%	92.7%
% of Patients satisfied with the time they had to wait for an appointment	1	1	N/A	89.2%	89.8%	88.8%

\* This is based on patients treated on this contract for their most recent course of treatment. Figures in italics indicate the base number of FP17s or Patient Questionnaire responses are less than 100. N/A is shown where the base number of responses is less than 10 during the period. % is calculated as Quantity/Base number\*100

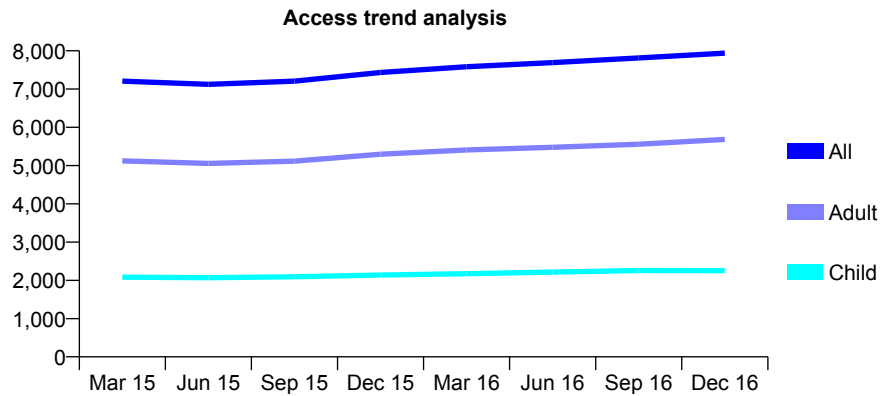
## Q48 - Vital Signs At a Glance Contract Report for 907995/0001 - December 2016

Name or company name	MR RJ HOLLINS
Contract type name	GDS Contract
Purpose of contract	General
Contract start date	01/04/2006
Contract end date	

16/17 Contracted general activity (UDA)	29,709
Carry forward general activity (UDA)	0
16/17 Contracted orthodontic activity (UOA)	0
Carry forward orthodontic activity (UOA)	0
Baseline contract value	£757,901.54

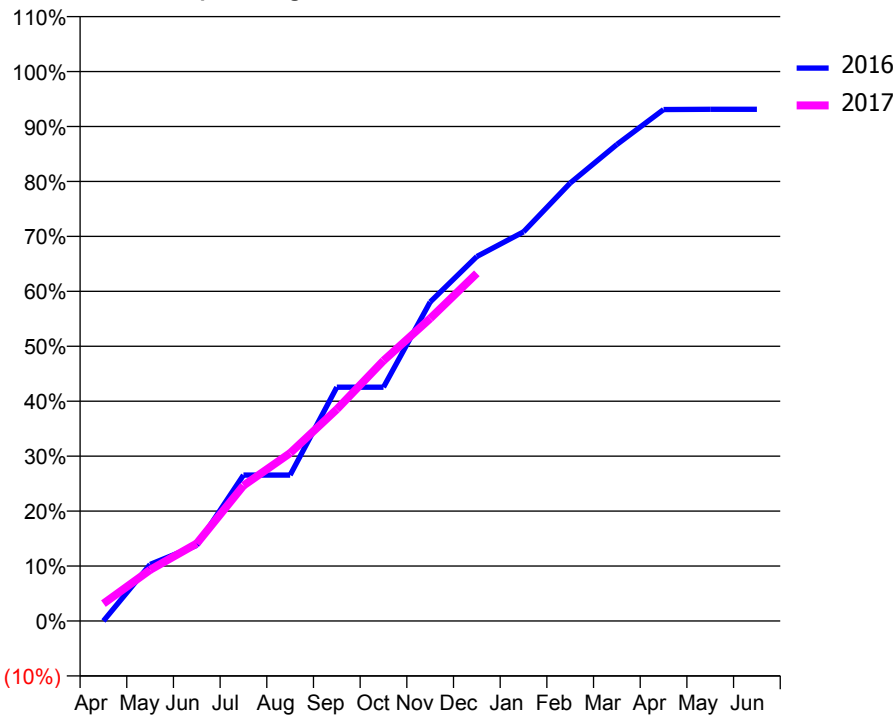
### ACCESS\*

Patients seen in 24 months	Total	Change since previous quarter
Quarter ending December 2015	7,432	
Quarter ending March 2016	7,582	↑
Quarter ending June 2016	7,693	→
Quarter ending September 2016	7,814	→
Quarter ending December 2016	7,938	→
<b>Variance since December 2015</b>	<b>6.8%</b>	<b>↑</b>



### ACTIVITY

Cumulative percentage of contracted UDA delivered 2016 & 2017



Month	Adjusted Scheduled Activity (UDA)	
	2016	2017
April	0	944
May	3,062	2,764
June	4,089	4,195
July	7,893	7,324
August	7,893	9,078
September	12,638	11,447
October	12,638	14,074
November	17,248	16,355
December	19,704	18,802
January	21,040	
February	23,679	
March	25,765	
April	27,653	
May	27,670	
June	27,669	

### QUALITY

	Quantity	Base Number	Contract	AT	Region	England
% of FP17s for the same patient ID Re-attending within 3 months - Children	270	2,411	11.2%	12.5%	13.4%	12.4%
% of FP17s for the same patient ID Re-attending within 3 months - Adults	1,127	5,501	20.5%	17.6%	17.3%	16.6%
% of FP17s for the same patient ID Re-attending between 3 & 9 months - Children	1,105	2,411	45.8%	53.9%	58.9%	57.5%
% of FP17s for the same patient ID Re-attending between 3 & 9 months - Adults	2,032	5,501	36.9%	44.9%	52.5%	50.4%
% of FP17s for Band 1 Urgent Courses	1,291	7,092	18.2%	11.6%	9.3%	9.1%
% of FP17s Relating to Free Repair or Replacements	30	7,092	0.4%	1.0%	1.0%	0.8%
% of FP17s Relating to Continuations	110	7,092	1.6%	1.4%	1.5%	1.3%
% of Patients satisfied with the dentistry they have received	9	9	N/A	93.9%	93.1%	92.7%
% of Patients satisfied with the time they had to wait for an appointment	6	9	N/A	89.2%	89.8%	88.8%

\* This is based on patients treated on this contract for their most recent course of treatment. Figures in italics indicate the base number of FP17s or Patient Questionnaire responses are less than 100. N/A is shown where the base number of responses is less than 10 during the period. % is calculated as Quantity/Base number\*100

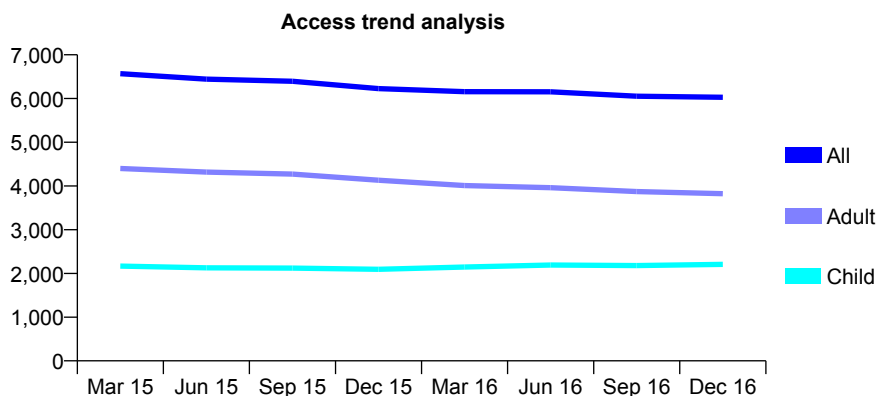
## Q48 - Vital Signs At a Glance Contract Report for 907995/0002 - December 2016

Name or company name	MR RJ HOLLINS
Contract type name	GDS Contract
Purpose of contract	General
Contract start date	02/01/2009
Contract end date	31/03/2017

16/17 Contracted general activity (UDA)	21,710
Carry forward general activity (UDA)	0
16/17 Contracted orthodontic activity (UOA)	0
Carry forward orthodontic activity (UOA)	0
Baseline contract value	£553,814.83

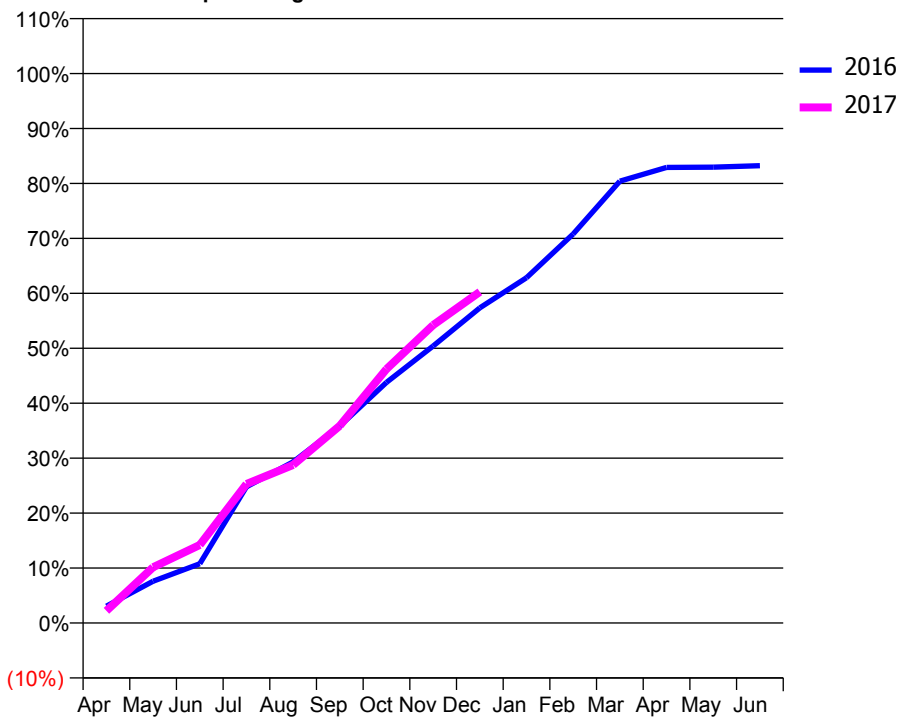
### ACCESS\*

Patients seen in 24 months	Total	Change since previous quarter
Quarter ending December 2015	6,226	
Quarter ending March 2016	6,156	↓
Quarter ending June 2016	6,153	→
Quarter ending September 2016	6,053	↓
Quarter ending December 2016	6,029	→
<b>Variance since December 2015</b>	<b>(3.2%)</b>	<b>↓</b>



### ACTIVITY

Cumulative percentage of contracted UDA delivered 2016 & 2017



Month	Adjusted Scheduled Activity (UDA)	
	2016	2017
April	665	481
May	1,654	2,202
June	2,341	3,084
July	5,380	5,490
August	6,368	6,246
September	7,782	7,795
October	9,507	10,036
November	10,945	11,772
December	12,450	13,086
January	13,640	
February	15,371	
March	17,456	
April	18,000	
May	18,010	
June	18,070	

### QUALITY

	Quantity	Base Number	Contract	AT	Region	England
% of FP17s for the same patient ID Re-attending within 3 months - Children	142	1,942	7.3%	12.5%	13.4%	12.4%
% of FP17s for the same patient ID Re-attending within 3 months - Adults	554	3,294	16.8%	17.6%	17.3%	16.6%
% of FP17s for the same patient ID Re-attending between 3 & 9 months - Children	858	1,942	44.2%	53.9%	58.9%	57.5%
% of FP17s for the same patient ID Re-attending between 3 & 9 months - Adults	1,402	3,294	42.6%	44.9%	52.5%	50.4%
% of FP17s for Band 1 Urgent Courses	482	5,018	9.6%	11.6%	9.3%	9.1%
% of FP17s Relating to Free Repair or Replacements	35	5,018	0.7%	1.0%	1.0%	0.8%
% of FP17s Relating to Continuations	34	5,018	0.7%	1.4%	1.5%	1.3%
% of Patients satisfied with the dentistry they have received	7	8	N/A	93.9%	93.1%	92.7%
% of Patients satisfied with the time they had to wait for an appointment	5	8	N/A	89.2%	89.8%	88.8%

\* This is based on patients treated on this contract for their most recent course of treatment. Figures in italics indicate the base number of FP17s or Patient Questionnaire responses are less than 100. N/A is shown where the base number of responses is less than 10 during the period. % is calculated as Quantity/Base number\*100

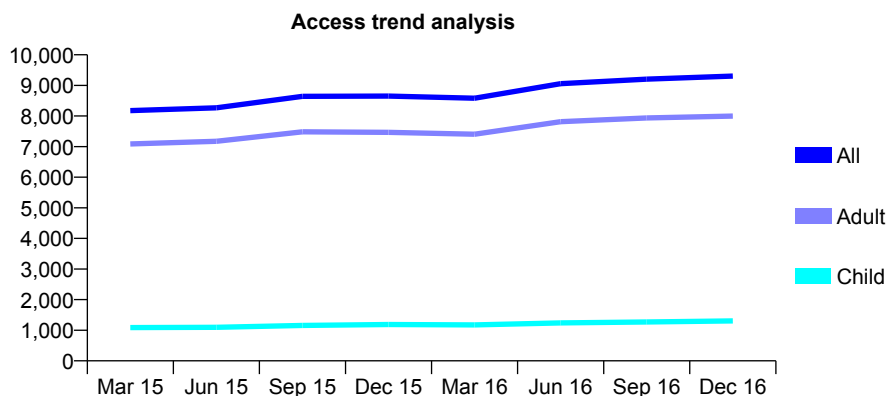
## Q48 - Vital Signs At a Glance Contract Report for 907995/0003 - December 2016

Name or company name	MR RJ HOLLINS
Contract type name	GDS Contract
Purpose of contract	General
Contract start date	10/08/2009
Contract end date	09/08/2019

16/17 Contracted general activity (UDA)	30,000
Carry forward general activity (UDA)	0
16/17 Contracted orthodontic activity (UOA)	0
Carry forward orthodontic activity (UOA)	0
Baseline contract value	£844,478.91

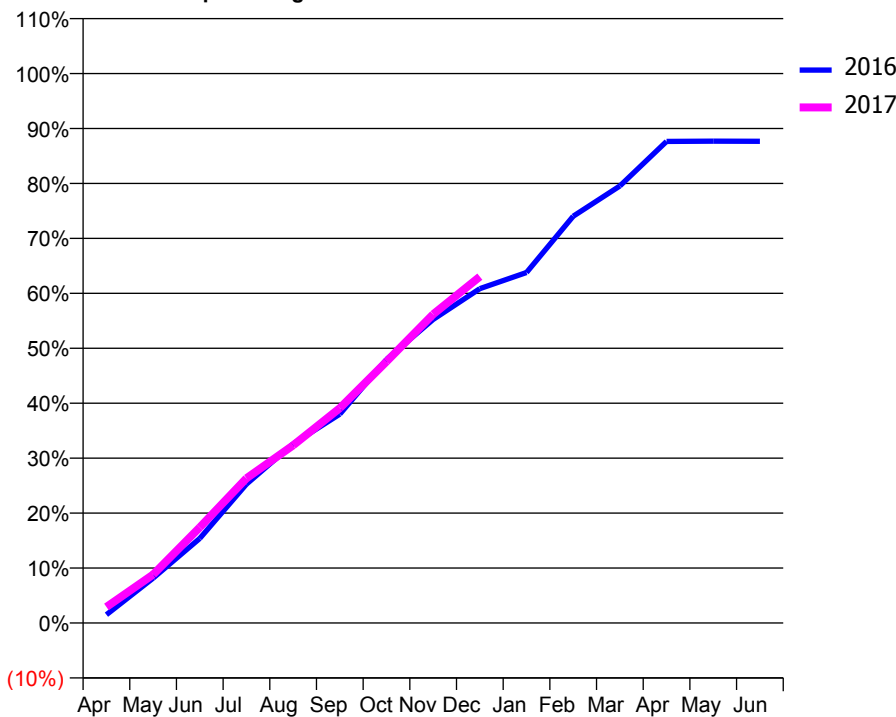
### ACCESS\*

Patients seen in 24 months	Total	Change since previous quarter
Quarter ending December 2015	8,652	
Quarter ending March 2016	8,581	→
Quarter ending June 2016	9,055	↑
Quarter ending September 2016	9,206	→
Quarter ending December 2016	9,303	→
<b>Variance since December 2015</b>	<b>7.5%</b>	<b>↑</b>



### ACTIVITY

Cumulative percentage of contracted UDA delivered 2016 & 2017



Month	Adjusted Scheduled Activity (UDA)	
	2016	2017
April	455	879
May	2,448	2,649
June	4,619	5,226
July	7,584	7,900
August	9,784	9,701
September	11,405	11,731
October	14,390	14,275
November	16,576	16,856
December	18,254	18,912
January	19,136	
February	22,211	
March	23,861	
April	26,289	
May	26,306	
June	26,296	

### QUALITY

	Quantity	Base Number	Contract	AT	Region	England
% of FP17s for the same patient ID Re-attending within 3 months - Children	130	1,426	9.1%	12.5%	13.4%	12.4%
% of FP17s for the same patient ID Re-attending within 3 months - Adults	1,143	7,881	14.5%	17.6%	17.3%	16.6%
% of FP17s for the same patient ID Re-attending between 3 & 9 months - Children	699	1,426	49.0%	53.9%	58.9%	57.5%
% of FP17s for the same patient ID Re-attending between 3 & 9 months - Adults	3,471	7,881	44.0%	44.9%	52.5%	50.4%
% of FP17s for Band 1 Urgent Courses	825	8,230	10.0%	11.6%	9.3%	9.1%
% of FP17s Relating to Free Repair or Replacements	26	8,230	0.3%	1.0%	1.0%	0.8%
% of FP17s Relating to Continuations	78	8,230	0.9%	1.4%	1.5%	1.3%
% of Patients satisfied with the dentistry they have received	7	9	N/A	93.9%	93.1%	92.7%
% of Patients satisfied with the time they had to wait for an appointment	6	9	N/A	89.2%	89.8%	88.8%

\* This is based on patients treated on this contract for their most recent course of treatment. Figures in italics indicate the base number of FP17s or Patient Questionnaire responses are less than 100. N/A is shown where the base number of responses is less than 10 during the period. % is calculated as Quantity/Base number\*100

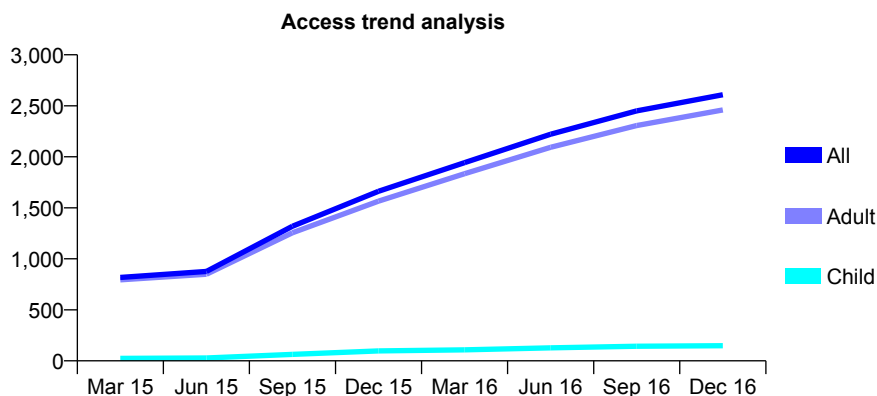
## Q48 - Vital Signs At a Glance Contract Report for 907995/0005 - December 2016

Name or company name	MR RJ HOLLINS
Contract type name	PDS Contract
Purpose of contract	General
Contract start date	01/09/2012
Contract end date	31/03/2018

16/17 Contracted general activity (UDA)	3,674
Carry forward general activity (UDA)	0
16/17 Contracted orthodontic activity (UOA)	0
Carry forward orthodontic activity (UOA)	0
Baseline contract value	£238,192.44

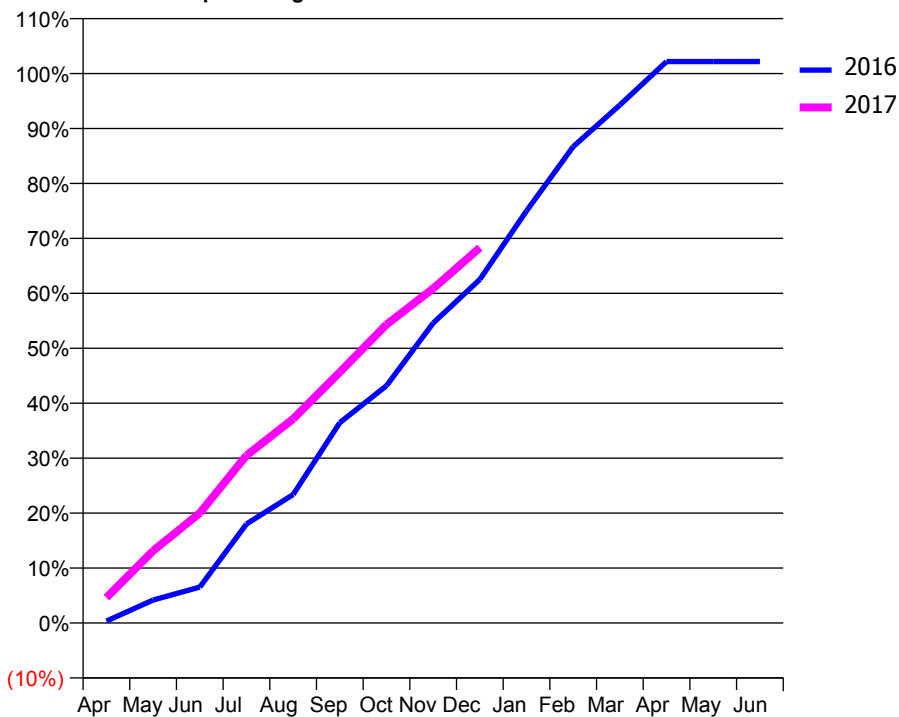
### ACCESS\*

Patients seen in 24 months	Total	Change since previous quarter
Quarter ending December 2015	1,662	
Quarter ending March 2016	1,943	↑
Quarter ending June 2016	2,221	↑
Quarter ending September 2016	2,450	↑
Quarter ending December 2016	2,609	↑
<b>Variance since December 2015</b>	<b>57.0%</b>	<b>↑</b>



### ACTIVITY

**Cumulative percentage of contracted UDA delivered 2016 & 2017**



Month	Adjusted Scheduled Activity (UDA)	
	2016	2017
April	13	170
May	154	483
June	240	735
July	662	1,120
August	859	1,364
September	1,339	1,677
October	1,586	1,996
November	2,006	2,237
December	2,297	2,509
January	2,756	
February	3,185	
March	3,463	
April	3,754	
May	3,754	
June	3,754	

### QUALITY

	Quantity	Base Number	Contract	AT	Region	England
% of FP17s for the same patient ID Re-attending within 3 months - Children	7	211	3.3%	12.5%	13.4%	12.4%
% of FP17s for the same patient ID Re-attending within 3 months - Adults	65	2,176	3.0%	17.6%	17.3%	16.6%
% of FP17s for the same patient ID Re-attending between 3 & 9 months - Children	2	211	0.9%	53.9%	58.9%	57.5%
% of FP17s for the same patient ID Re-attending between 3 & 9 months - Adults	42	2,176	1.9%	44.9%	52.5%	50.4%
% of FP17s for Band 1 Urgent Courses	2,031	2,069	98.2%	11.6%	9.3%	9.1%
% of FP17s Relating to Free Repair or Replacements	0	2,069	0.0%	1.0%	1.0%	0.8%
% of FP17s Relating to Continuations	0	2,069	0.0%	1.4%	1.5%	1.3%
% of Patients satisfied with the dentistry they have received	1	1	N/A	93.9%	93.1%	92.7%
% of Patients satisfied with the time they had to wait for an appointment	1	1	N/A	89.2%	89.8%	88.8%

\* This is based on patients treated on this contract for their most recent course of treatment. Figures in italics indicate the base number of FP17s or Patient Questionnaire responses are less than 100. N/A is shown where the base number of responses is less than 10 during the period. % is calculated as Quantity/Base number\*100

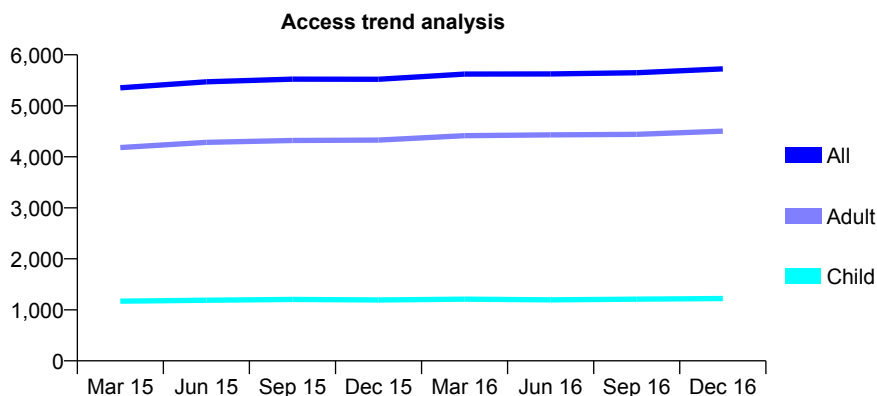
## Q48 - Vital Signs At a Glance Contract Report for 909572/0001 - December 2016

Name or company name	MRS JC DUNNINGS
Contract type name	GDS Contract
Purpose of contract	General
Contract start date	01/04/2006
Contract end date	

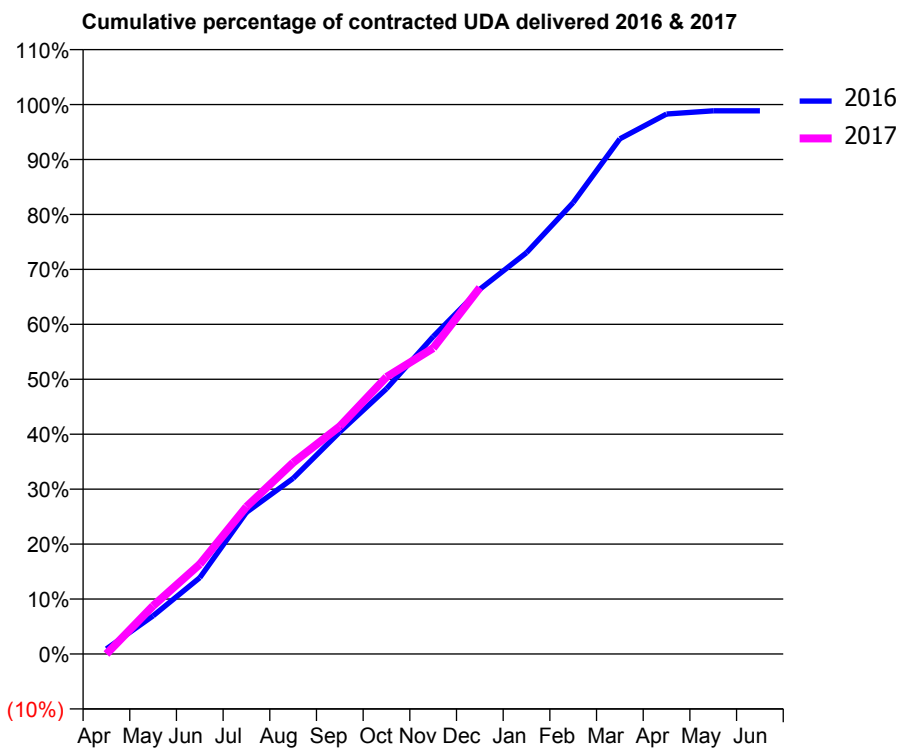
16/17 Contracted general activity (UDA)	19,259
Carry forward general activity (UDA)	223
16/17 Contracted orthodontic activity (UOA)	0
Carry forward orthodontic activity (UOA)	0
Baseline contract value	£571,313.11

### ACCESS\*

Patients seen in 24 months	Total	Change since previous quarter
Quarter ending December 2015	5,521	
Quarter ending March 2016	5,622	→
Quarter ending June 2016	5,626	→
Quarter ending September 2016	5,648	→
Quarter ending December 2016	5,724	→
<b>Variance since December 2015</b>	<b>3.7%</b>	<b>↑</b>



### ACTIVITY



Month	Adjusted Scheduled Activity (UDA)	
	2016	2017
April	179	-3
May	1,341	1,687
June	2,678	3,149
July	4,963	5,162
August	6,157	6,707
September	7,783	7,979
October	9,300	9,711
November	11,125	10,718
December	12,784	12,839
January	14,066	
February	15,820	
March	18,056	
April	18,927	
May	19,036	
June	19,036	

### QUALITY

	Quantity	Base Number	Contract	AT	Region	England
% of FP17s for the same patient ID Re-attending within 3 months - Children	259	1,689	15.3%	12.5%	13.4%	12.4%
% of FP17s for the same patient ID Re-attending within 3 months - Adults	890	4,550	19.6%	17.6%	17.3%	16.6%
% of FP17s for the same patient ID Re-attending between 3 & 9 months - Children	1,079	1,689	63.9%	53.9%	58.9%	57.5%
% of FP17s for the same patient ID Re-attending between 3 & 9 months - Adults	1,521	4,550	33.4%	44.9%	52.5%	50.4%
% of FP17s for Band 1 Urgent Courses	778	5,863	13.3%	11.6%	9.3%	9.1%
% of FP17s Relating to Free Repair or Replacements	101	5,863	1.7%	1.0%	1.0%	0.8%
% of FP17s Relating to Continuations	87	5,863	1.5%	1.4%	1.5%	1.3%
% of Patients satisfied with the dentistry they have received	13	13	100.0%	93.9%	93.1%	92.7%
% of Patients satisfied with the time they had to wait for an appointment	12	13	92.3%	89.2%	89.8%	88.8%

\* This is based on patients treated on this contract for their most recent course of treatment. Figures in italics indicate the base number of FP17s or Patient Questionnaire responses are less than 100. N/A is shown where the base number of responses is less than 10 during the period. % is calculated as Quantity/Base number\*100

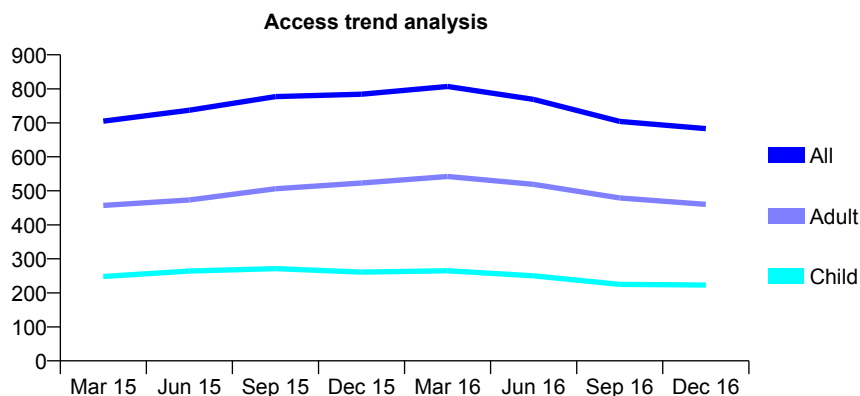
## Q48 - Vital Signs At a Glance Contract Report for 914509/0001 - December 2016

Name or company name	MISS LS HUSAIN
Contract type name	GDS Contract
Purpose of contract	General
Contract start date	01/04/2006
Contract end date	

16/17 Contracted general activity (UDA)	2,656
Carry forward general activity (UDA)	0
16/17 Contracted orthodontic activity (UOA)	0
Carry forward orthodontic activity (UOA)	0
Baseline contract value	£133,635.68

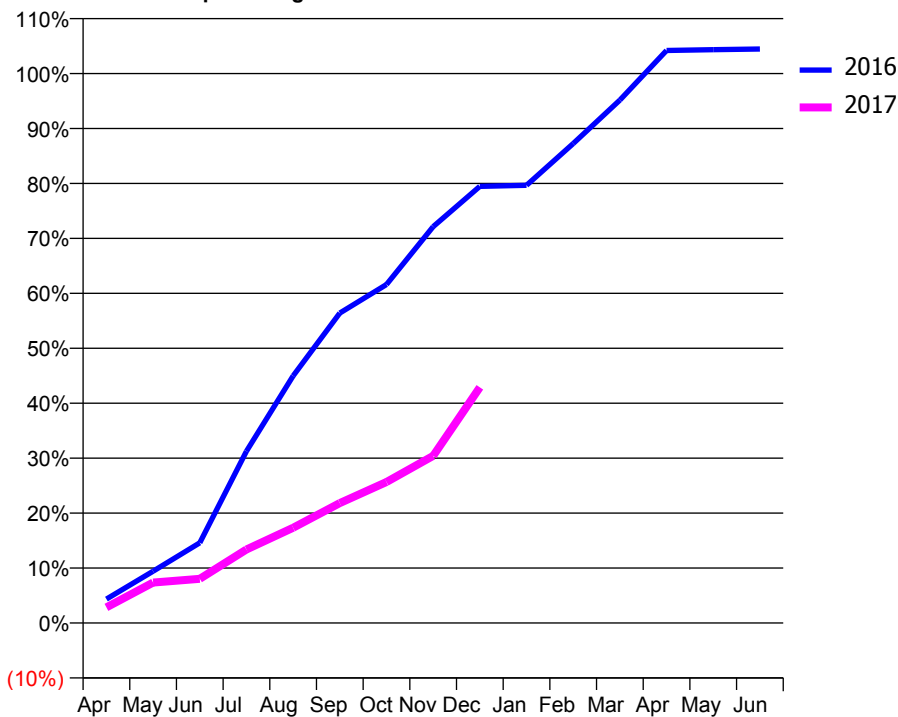
### ACCESS\*

Patients seen in 24 months	Total	Change since previous quarter
Quarter ending December 2015	784	
Quarter ending March 2016	807	↑
Quarter ending June 2016	769	↓
Quarter ending September 2016	704	↓
Quarter ending December 2016	683	↓
<b>Variance since December 2015</b>	<b>(12.9%)</b>	<b>↓</b>



### ACTIVITY

**Cumulative percentage of contracted UDA delivered 2016 & 2017**



Month	Adjusted Scheduled Activity (UDA)	
	2016	2017
April	116	76
May	251	196
June	388	214
July	831	355
August	1,194	461
September	1,498	580
October	1,636	681
November	1,916	808
December	2,110	1,139
January	2,116	
February	2,317	
March	2,528	
April	2,767	
May	2,771	
June	2,774	

### QUALITY

	Quantity	Base Number	Contract	AT	Region	England
% of FP17s for the same patient ID Re-attending within 3 months - Children	51	195	26.2%	12.5%	13.4%	12.4%
% of FP17s for the same patient ID Re-attending within 3 months - Adults	63	347	18.2%	17.6%	17.3%	16.6%
% of FP17s for the same patient ID Re-attending between 3 & 9 months - Children	82	195	42.1%	53.9%	58.9%	57.5%
% of FP17s for the same patient ID Re-attending between 3 & 9 months - Adults	144	347	41.5%	44.9%	52.5%	50.4%
% of FP17s for Band 1 Urgent Courses	47	447	10.5%	11.6%	9.3%	9.1%
% of FP17s Relating to Free Repair or Replacements	2	447	0.4%	1.0%	1.0%	0.8%
% of FP17s Relating to Continuations	3	447	0.7%	1.4%	1.5%	1.3%
% of Patients satisfied with the dentistry they have received	1	1	N/A	93.9%	93.1%	92.7%
% of Patients satisfied with the time they had to wait for an appointment	1	1	N/A	89.2%	89.8%	88.8%

\* This is based on patients treated on this contract for their most recent course of treatment. Figures in italics indicate the base number of FP17s or Patient Questionnaire responses are less than 100. N/A is shown where the base number of responses is less than 10 during the period. % is calculated as Quantity/Base number\*100



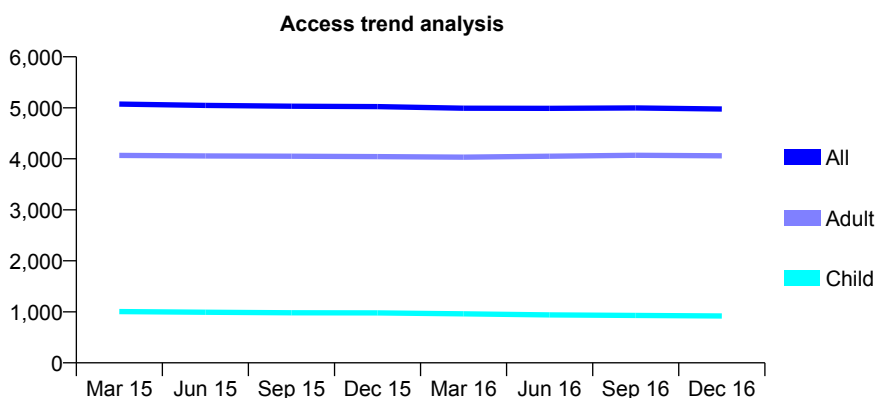
## Q48 - Vital Signs At a Glance Contract Report for 916625/0001 - December 2016

Name or company name	MR S ORME
Contract type name	GDS Contract
Purpose of contract	General
Contract start date	01/04/2006
Contract end date	

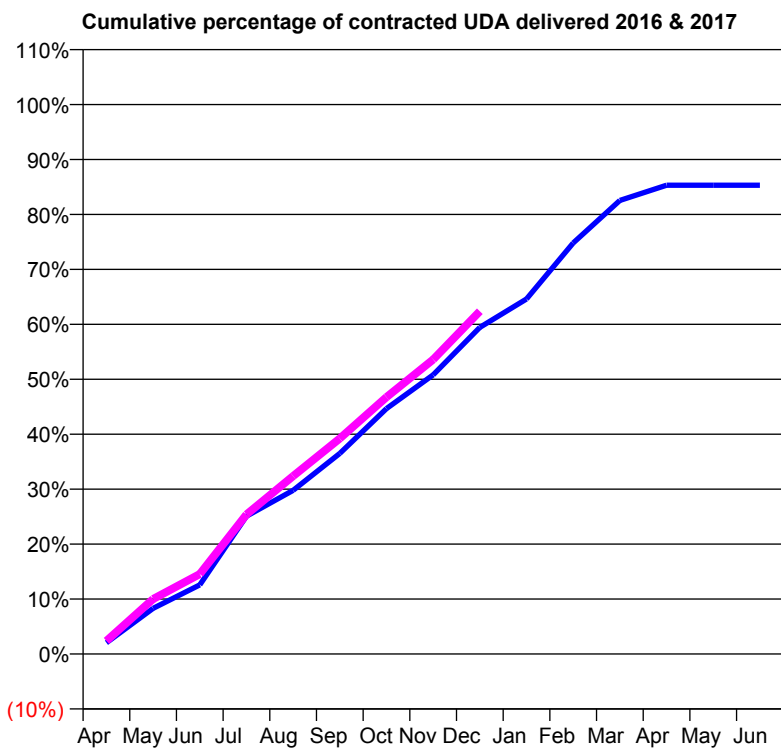
16/17 Contracted general activity (UDA)	19,957
Carry forward general activity (UDA)	0
16/17 Contracted orthodontic activity (UOA)	0
Carry forward orthodontic activity (UOA)	0
Baseline contract value	£628,939.24

### ACCESS\*

Patients seen in 24 months	Total	Change since previous quarter
Quarter ending December 2015	5,024	
Quarter ending March 2016	4,993	→
Quarter ending June 2016	4,990	→
Quarter ending September 2016	4,998	→
Quarter ending December 2016	4,976	→
<b>Variance since December 2015</b>	<b>(1.0%)</b>	→



### ACTIVITY



Month	Adjusted Scheduled Activity (UDA)	
	2016	2017
April	408	479
May	1,660	1,997
June	2,513	2,904
July	5,006	5,068
August	5,944	6,465
September	7,285	7,829
October	8,915	9,330
November	10,138	10,696
December	11,861	12,450
January	12,893	
February	14,929	
March	16,475	
April	17,023	
May	17,027	
June	17,027	

### QUALITY

	Quantity	Base Number	Contract	AT	Region	England
% of FP17s for the same patient ID Re-attending within 3 months - Children	158	1,302	12.1%	12.5%	13.4%	12.4%
% of FP17s for the same patient ID Re-attending within 3 months - Adults	658	4,055	16.2%	17.6%	17.3%	16.6%
% of FP17s for the same patient ID Re-attending between 3 & 9 months - Children	929	1,302	71.4%	53.9%	58.9%	57.5%
% of FP17s for the same patient ID Re-attending between 3 & 9 months - Adults	1,424	4,055	35.1%	44.9%	52.5%	50.4%
% of FP17s for Band 1 Urgent Courses	232	5,155	4.5%	11.6%	9.3%	9.1%
% of FP17s Relating to Free Repair or Replacements	108	5,155	2.1%	1.0%	1.0%	0.8%
% of FP17s Relating to Continuations	51	5,155	1.0%	1.4%	1.5%	1.3%
% of Patients satisfied with the dentistry they have received	21	22	95.5%	93.9%	93.1%	92.7%
% of Patients satisfied with the time they had to wait for an appointment	19	22	86.4%	89.2%	89.8%	88.8%

\* This is based on patients treated on this contract for their most recent course of treatment. Figures in italics indicate the base number of FP17s or Patient Questionnaire responses are less than 100. N/A is shown where the base number of responses is less than 10 during the period. % is calculated as Quantity/Base number\*100

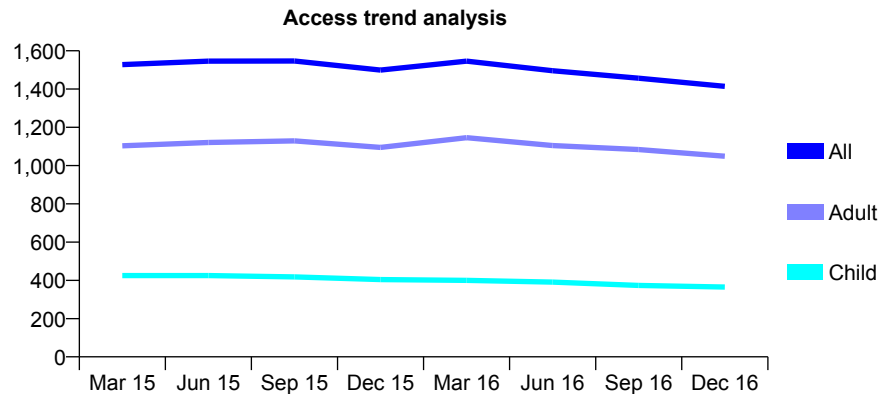
## Q48 - Vital Signs At a Glance Contract Report for 916757/0004 - December 2016

Name or company name	MR KJ KHAN
Contract type name	GDS Contract
Purpose of contract	General
Contract start date	01/04/2007
Contract end date	

16/17 Contracted general activity (UDA)	3,428
Carry forward general activity (UDA)	63
16/17 Contracted orthodontic activity (UOA)	0
Carry forward orthodontic activity (UOA)	0
Baseline contract value	£87,448.89

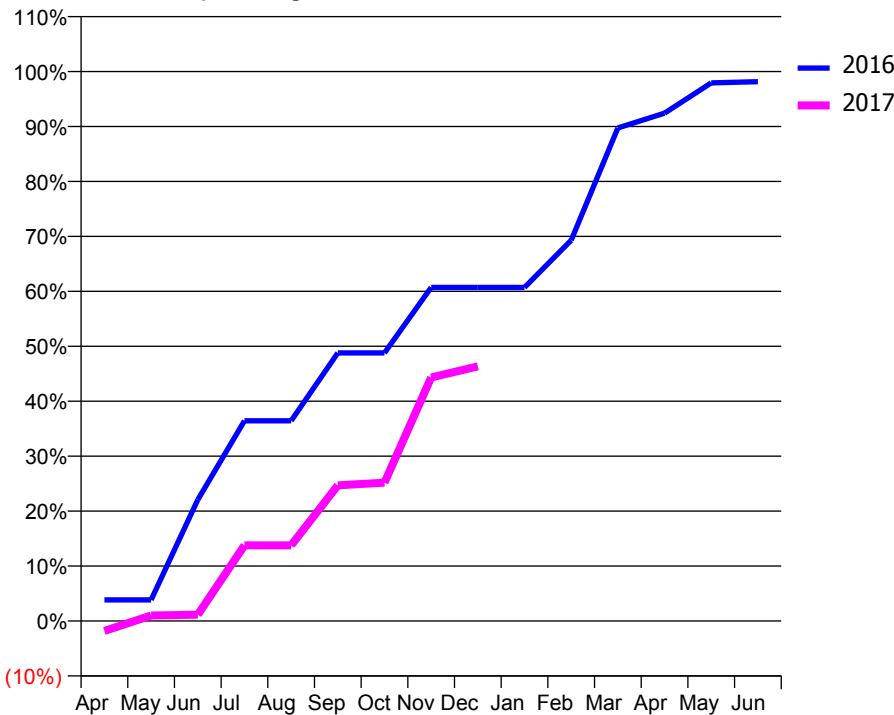
### ACCESS\*

Patients seen in 24 months	Total	Change since previous quarter
Quarter ending December 2015	1,499	
Quarter ending March 2016	1,546	↑
Quarter ending June 2016	1,496	↓
Quarter ending September 2016	1,457	↓
Quarter ending December 2016	1,414	↓
<b>Variance since December 2015</b>	<b>(5.7%)</b>	<b>↓</b>



### ACTIVITY

Cumulative percentage of contracted UDA delivered 2016 & 2017



Month	Adjusted Scheduled Activity (UDA)	
	2016	2017
April	132	-63
May	132	34
June	757	39
July	1,249	472
August	1,249	472
September	1,672	846
October	1,672	863
November	2,081	1,520
December	2,081	1,589
January	2,081	
February	2,376	
March	3,076	
April	3,168	
May	3,357	
June	3,365	

### QUALITY

	Quantity	Base Number	Contract	AT	Region	England
% of FP17s for the same patient ID Re-attending within 3 months - Children	10	245	4.1%	12.5%	13.4%	12.4%
% of FP17s for the same patient ID Re-attending within 3 months - Adults	91	608	15.0%	17.6%	17.3%	16.6%
% of FP17s for the same patient ID Re-attending between 3 & 9 months - Children	84	245	34.3%	53.9%	58.9%	57.5%
% of FP17s for the same patient ID Re-attending between 3 & 9 months - Adults	135	608	22.2%	44.9%	52.5%	50.4%
% of FP17s for Band 1 Urgent Courses	66	699	9.4%	11.6%	9.3%	9.1%
% of FP17s Relating to Free Repair or Replacements	0	699	0.0%	1.0%	1.0%	0.8%
% of FP17s Relating to Continuations	4	699	0.6%	1.4%	1.5%	1.3%
% of Patients satisfied with the dentistry they have received	4	4	N/A	93.9%	93.1%	92.7%
% of Patients satisfied with the time they had to wait for an appointment	4	4	N/A	89.2%	89.8%	88.8%

\* This is based on patients treated on this contract for their most recent course of treatment. Figures in italics indicate the base number of FP17s or Patient Questionnaire responses are less than 100. N/A is shown where the base number of responses is less than 10 during the period. % is calculated as Quantity/Base number\*100

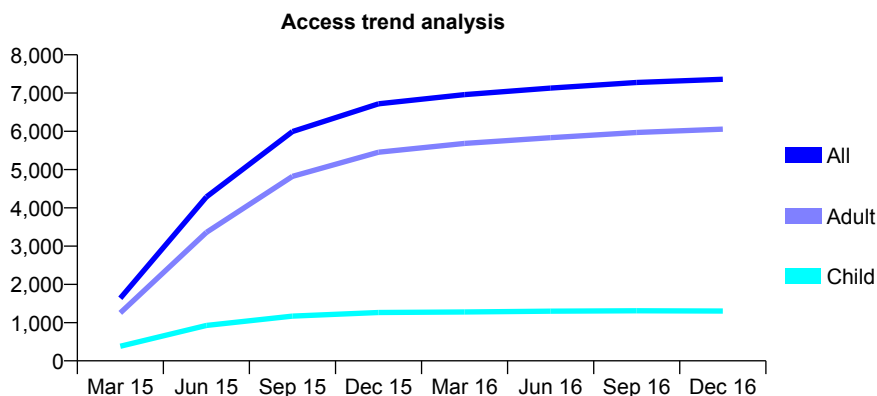
## Q48 - Vital Signs At a Glance Contract Report for 931144/0002 - December 2016

Name or company name	ROE LANE FAMILY DENTAL PRACTICE F
Contract type name	GDS Contract
Purpose of contract	General
Contract start date	01/02/2015
Contract end date	

16/17 Contracted general activity (UDA)	25,170
Carry forward general activity (UDA)	178
16/17 Contracted orthodontic activity (UOA)	0
Carry forward orthodontic activity (UOA)	0
Baseline contract value	£779,571.42

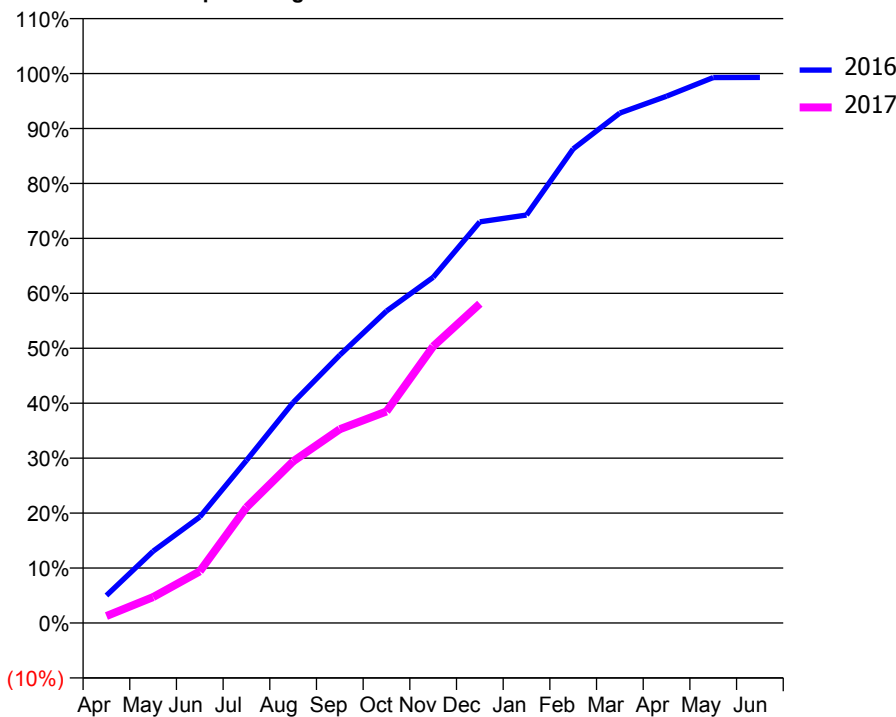
### ACCESS\*

Patients seen in 24 months	Total	Change since previous quarter
Quarter ending December 2015	6,718	
Quarter ending March 2016	6,958	↑
Quarter ending June 2016	7,132	↑
Quarter ending September 2016	7,278	↑
Quarter ending December 2016	7,360	→
<b>Variance since December 2015</b>	<b>9.6%</b>	<b>↑</b>



### ACTIVITY

Cumulative percentage of contracted UDA delivered 2016 & 2017



Month	Adjusted Scheduled Activity (UDA)	
	2016	2017
April	1,262	320
May	3,290	1,189
June	4,856	2,366
July	7,450	5,300
August	10,098	7,408
September	12,272	8,877
October	14,292	9,692
November	15,832	12,670
December	18,377	14,624
January	18,690	
February	21,716	
March	23,362	
April	24,129	
May	24,984	
June	24,992	

### QUALITY

	Quantity	Base Number	Contract	AT	Region	England
% of FP17s for the same patient ID Re-attending within 3 months - Children	115	1,567	7.3%	12.5%	13.4%	12.4%
% of FP17s for the same patient ID Re-attending within 3 months - Adults	1,121	7,021	16.0%	17.6%	17.3%	16.6%
% of FP17s for the same patient ID Re-attending between 3 & 9 months - Children	1,018	1,567	65.0%	53.9%	58.9%	57.5%
% of FP17s for the same patient ID Re-attending between 3 & 9 months - Adults	4,347	7,021	61.9%	44.9%	52.5%	50.4%
% of FP17s for Band 1 Urgent Courses	790	7,760	10.2%	11.6%	9.3%	9.1%
% of FP17s Relating to Free Repair or Replacements	80	7,760	1.0%	1.0%	1.0%	0.8%
% of FP17s Relating to Continuations	146	7,760	1.9%	1.4%	1.5%	1.3%
% of Patients satisfied with the dentistry they have received	21	22	95.5%	93.9%	93.1%	92.7%
% of Patients satisfied with the time they had to wait for an appointment	20	22	90.9%	89.2%	89.8%	88.8%

\* This is based on patients treated on this contract for their most recent course of treatment. Figures in italics indicate the base number of FP17s or Patient Questionnaire responses are less than 100. N/A is shown where the base number of responses is less than 10 during the period. % is calculated as Quantity/Base number\*100

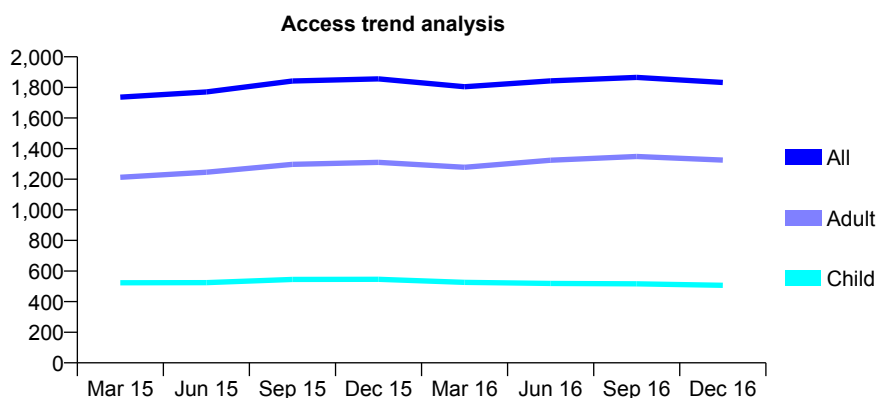
## Q48 - Vital Signs At a Glance Contract Report for 935581/0002 - December 2016

Name or company name	MR MH AL-SHARKAWI
Contract type name	GDS Contract
Purpose of contract	General
Contract start date	01/04/2006
Contract end date	

16/17 Contracted general activity (UDA)	4,685
Carry forward general activity (UDA)	0
16/17 Contracted orthodontic activity (UOA)	0
Carry forward orthodontic activity (UOA)	0
Baseline contract value	£127,125.43

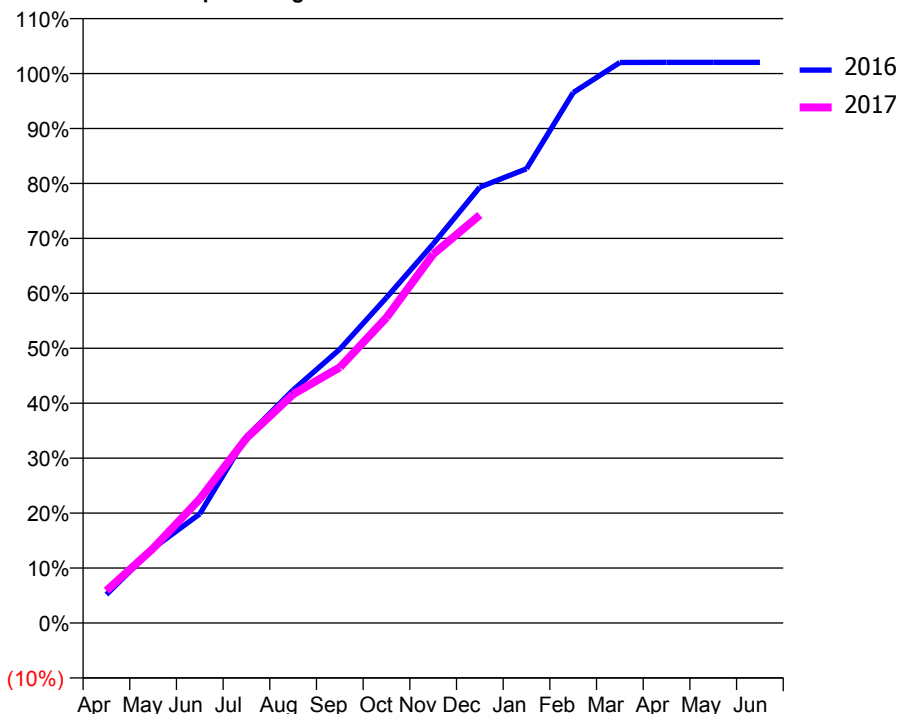
### ACCESS\*

Patients seen in 24 months	Total	Change since previous quarter
Quarter ending December 2015	1,856	
Quarter ending March 2016	1,804	↓
Quarter ending June 2016	1,843	↑
Quarter ending September 2016	1,865	→
Quarter ending December 2016	1,832	↓
<b>Variance since December 2015</b>	<b>(1.3%)</b>	<b>↓</b>



### ACTIVITY

Cumulative percentage of contracted UDA delivered 2016 & 2017



Month	Adjusted Scheduled Activity (UDA)	
	2016	2017
April	243	276
May	637	636
June	930	1,058
July	1,588	1,577
August	1,987	1,951
September	2,335	2,180
October	2,775	2,604
November	3,232	3,144
December	3,716	3,478
January	3,873	
February	4,522	
March	4,779	
April	4,780	
May	4,780	
June	4,780	

### QUALITY

	Quantity	Base Number	Contract	AT	Region	England
% of FP17s for the same patient ID Re-attending within 3 months - Children	18	373	4.8%	12.5%	13.4%	12.4%
% of FP17s for the same patient ID Re-attending within 3 months - Adults	73	924	7.9%	17.6%	17.3%	16.6%
% of FP17s for the same patient ID Re-attending between 3 & 9 months - Children	123	373	33.0%	53.9%	58.9%	57.5%
% of FP17s for the same patient ID Re-attending between 3 & 9 months - Adults	296	924	32.0%	44.9%	52.5%	50.4%
% of FP17s for Band 1 Urgent Courses	102	1,296	7.9%	11.6%	9.3%	9.1%
% of FP17s Relating to Free Repair or Replacements	0	1,296	0.0%	1.0%	1.0%	0.8%
% of FP17s Relating to Continuations	0	1,296	0.0%	1.4%	1.5%	1.3%
% of Patients satisfied with the dentistry they have received	3	3	N/A	93.9%	93.1%	92.7%
% of Patients satisfied with the time they had to wait for an appointment	3	3	N/A	89.2%	89.8%	88.8%

\* This is based on patients treated on this contract for their most recent course of treatment. Figures in italics indicate the base number of FP17s or Patient Questionnaire responses are less than 100. N/A is shown where the base number of responses is less than 10 during the period. % is calculated as Quantity/Base number\*100

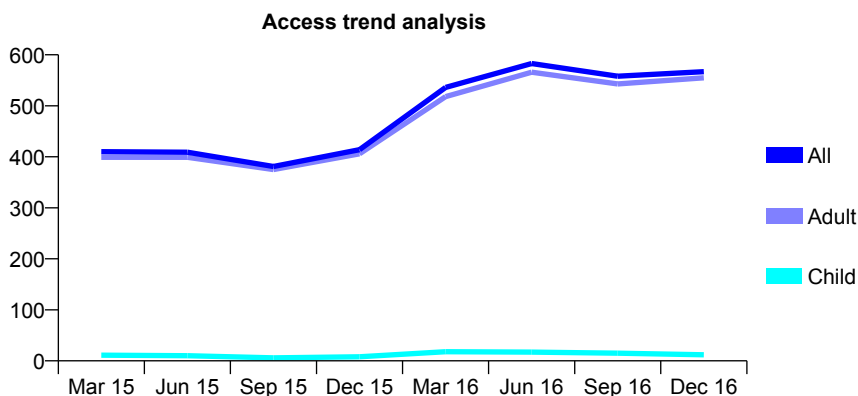
## Q48 - Vital Signs At a Glance Contract Report for 947601/0001 - December 2016

Name or company name	MR SS KELSO
Contract type name	PDS Contract
Purpose of contract	General
Contract start date	01/04/2006
Contract end date	30/11/2016

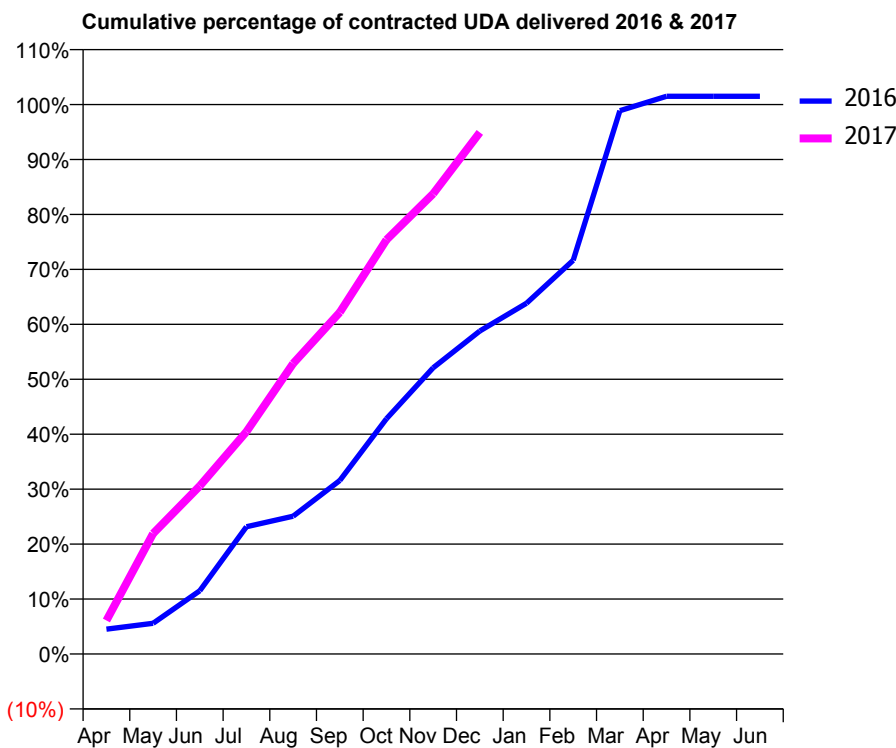
16/17 Contracted general activity (UDA)	1,146
Carry forward general activity (UDA)	0
16/17 Contracted orthodontic activity (UOA)	0
Carry forward orthodontic activity (UOA)	0
Baseline contract value	£63,881.04

### ACCESS\*

Patients seen in 24 months	Total	Change since previous quarter
Quarter ending December 2015	414	
Quarter ending March 2016	536	↑
Quarter ending June 2016	583	↑
Quarter ending September 2016	558	↓
Quarter ending December 2016	567	→
<b>Variance since December 2015</b>	<b>37.0%</b>	<b>↑</b>



### ACTIVITY



Month	Adjusted Scheduled Activity (UDA)	
	2016	2017
April	78	70
May	96	251
June	198	351
July	398	464
August	431	606
September	543	713
October	736	864
November	895	960
December	1,010	1,088
January	1,097	
February	1,232	
March	1,700	
April	1,745	
May	1,745	
June	1,745	

### QUALITY

	Quantity	Base Number	Contract	AT	Region	England
% of FP17s for the same patient ID Re-attending within 3 months - Children	0	11	0.0%	12.5%	13.4%	12.4%
% of FP17s for the same patient ID Re-attending within 3 months - Adults	2	389	0.5%	17.6%	17.3%	16.6%
% of FP17s for the same patient ID Re-attending between 3 & 9 months - Children	0	11	0.0%	53.9%	58.9%	57.5%
% of FP17s for the same patient ID Re-attending between 3 & 9 months - Adults	1	389	0.3%	44.9%	52.5%	50.4%
% of FP17s for Band 1 Urgent Courses	29	386	7.5%	11.6%	9.3%	9.1%
% of FP17s Relating to Free Repair or Replacements	0	386	0.0%	1.0%	1.0%	0.8%
% of FP17s Relating to Continuations	0	386	0.0%	1.4%	1.5%	1.3%
% of Patients satisfied with the dentistry they have received	0	0	N/A	93.9%	93.1%	92.7%
% of Patients satisfied with the time they had to wait for an appointment	0	0	N/A	89.2%	89.8%	88.8%

\* This is based on patients treated on this contract for their most recent course of treatment. Figures in italics indicate the base number of FP17s or Patient Questionnaire responses are less than 100. N/A is shown where the base number of responses is less than 10 during the period. % is calculated as Quantity/Base number\*100

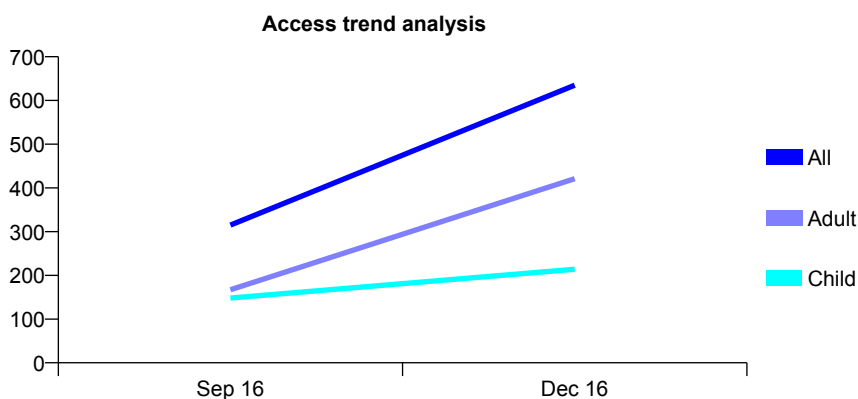
## Q49 - Vital Signs At a Glance Contract Report for 100172/0000 - December 2016

Name or company name	No.1 Victoria Terrace Ltd
Contract type name	PDS Contract
Purpose of contract	General
Contract start date	01/07/2016
Contract end date	31/03/2021

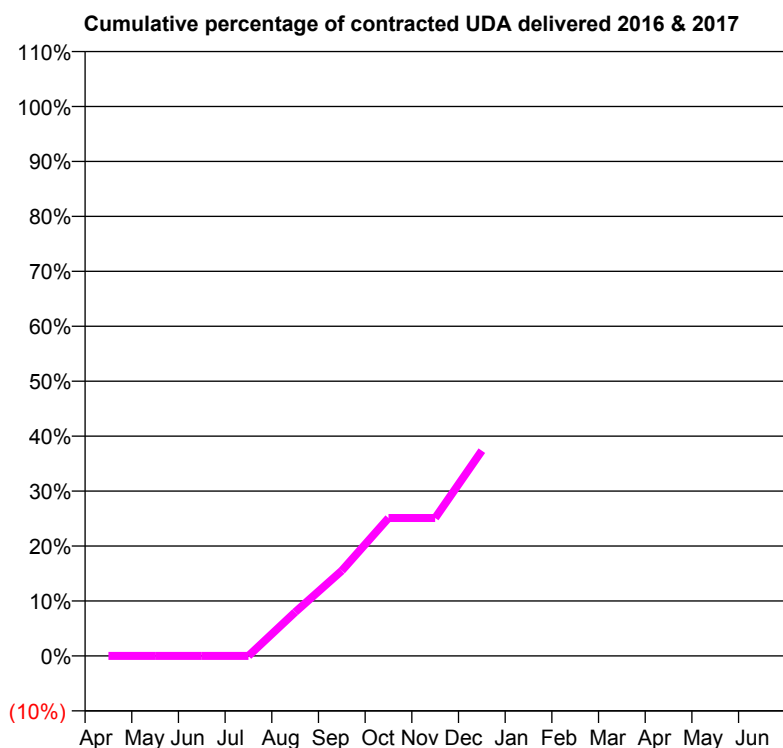
16/17 Contracted general activity (UDA)	3,480
Carry forward general activity (UDA)	0
16/17 Contracted orthodontic activity (UOA)	0
Carry forward orthodontic activity (UOA)	0
Baseline contract value	£75,000.00

### ACCESS\*

Patients seen in 24 months	Total	Change since previous quarter
Quarter ending December 2015	0	
Quarter ending March 2016	0	
Quarter ending June 2016	0	
Quarter ending September 2016	315	↑
Quarter ending December 2016	635	↑
<b>Variance since December 2015</b>	N/A	



### ACTIVITY



Month	Adjusted Scheduled Activity (UDA)	
	2016	2017
April	0	0
May	0	0
June	0	0
July	0	0
August	0	277
September	0	540
October	0	874
November	0	874
December	0	1,300
January	0	
February	0	
March	0	
April	0	
May	0	
June	0	

### QUALITY

	Quantity	Base Number	Contract	AT	Region	England
% of FP17s for the same patient ID Re-attending within 3 months - Children	5	211	2.4%	11.7%	13.4%	12.4%
% of FP17s for the same patient ID Re-attending within 3 months - Adults	23	409	5.6%	15.7%	17.3%	16.6%
% of FP17s for the same patient ID Re-attending between 3 & 9 months - Children	2	211	0.9%	57.3%	58.9%	57.5%
% of FP17s for the same patient ID Re-attending between 3 & 9 months - Adults	0	409	0.0%	52.2%	52.5%	50.4%
% of FP17s for Band 1 Urgent Courses	9	620	1.5%	8.3%	9.3%	9.1%
% of FP17s Relating to Free Repair or Replacements	0	620	0.0%	1.2%	1.0%	0.8%
% of FP17s Relating to Continuations	11	620	1.8%	1.6%	1.5%	1.3%
% of Patients satisfied with the dentistry they have received	0	0	N/A	92.5%	93.1%	92.7%
% of Patients satisfied with the time they had to wait for an appointment	0	0	N/A	90.6%	89.8%	88.8%

\* This is based on patients treated on this contract for their most recent course of treatment. Figures in italics indicate the base number of FP17s or Patient Questionnaire responses are less than 100. N/A is shown where the base number of responses is less than 10 during the period. % is calculated as Quantity/Base number\*100

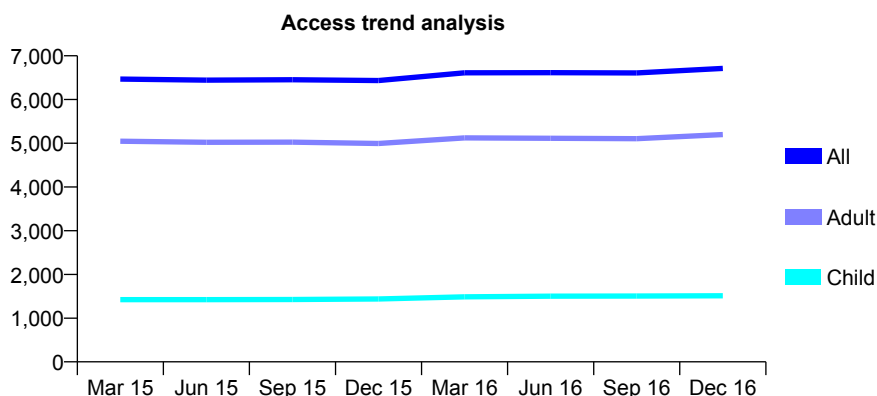
## Q49 - Vital Signs At a Glance Contract Report for 101281/0036 - December 2016

Name or company name	OASIS DENTAL CARE LTD
Contract type name	GDS Contract
Purpose of contract	General
Contract start date	01/04/2006
Contract end date	

16/17 Contracted general activity (UDA)	25,973
Carry forward general activity (UDA)	379
16/17 Contracted orthodontic activity (UOA)	0
Carry forward orthodontic activity (UOA)	0
Baseline contract value	£624,712.87

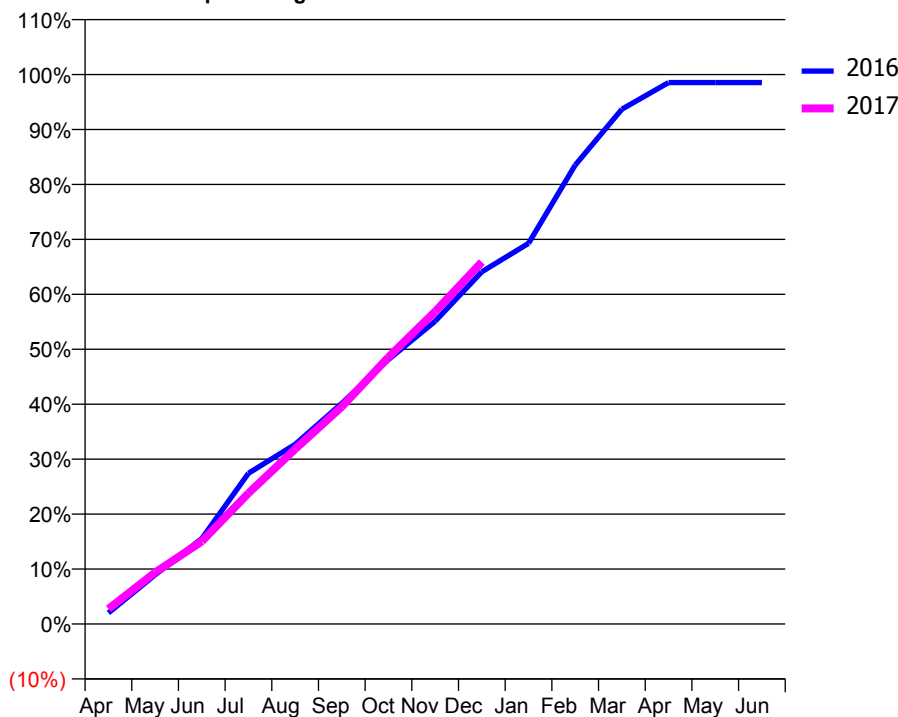
### ACCESS\*

Patients seen in 24 months	Total	Change since previous quarter
Quarter ending December 2015	6,434	
Quarter ending March 2016	6,610	↑
Quarter ending June 2016	6,614	→
Quarter ending September 2016	6,609	→
Quarter ending December 2016	6,711	→
<b>Variance since December 2015</b>	<b>4.3%</b>	<b>↑</b>



### ACTIVITY

Cumulative percentage of contracted UDA delivered 2016 & 2017



Adjusted Scheduled Activity (UDA)

Month	2016	2017
April	527	716
May	2,322	2,435
June	4,037	3,907
July	7,126	6,187
August	8,496	8,267
September	10,431	10,272
October	12,502	12,614
November	14,310	14,771
December	16,648	17,106
January	17,992	
February	21,692	
March	24,335	
April	25,595	
May	25,593	
June	25,594	

### QUALITY

	Quantity	Base Number	Contract	AT	Region	England
% of FP17s for the same patient ID Re-attending within 3 months - Children	136	1,467	9.3%	11.7%	13.4%	12.4%
% of FP17s for the same patient ID Re-attending within 3 months - Adults	981	5,352	18.3%	15.7%	17.3%	16.6%
% of FP17s for the same patient ID Re-attending between 3 & 9 months - Children	791	1,467	53.9%	57.3%	58.9%	57.5%
% of FP17s for the same patient ID Re-attending between 3 & 9 months - Adults	2,767	5,352	51.7%	52.2%	52.5%	50.4%
% of FP17s for Band 1 Urgent Courses	620	6,331	9.8%	8.3%	9.3%	9.1%
% of FP17s Relating to Free Repair or Replacements	137	6,331	2.2%	1.2%	1.0%	0.8%
% of FP17s Relating to Continuations	152	6,331	2.4%	1.6%	1.5%	1.3%
% of Patients satisfied with the dentistry they have received	7	8	N/A	92.5%	93.1%	92.7%
% of Patients satisfied with the time they had to wait for an appointment	7	8	N/A	90.6%	89.8%	88.8%

\* This is based on patients treated on this contract for their most recent course of treatment. Figures in italics indicate the base number of FP17s or Patient Questionnaire responses are less than 100. N/A is shown where the base number of responses is less than 10 during the period. % is calculated as Quantity/Base number\*100



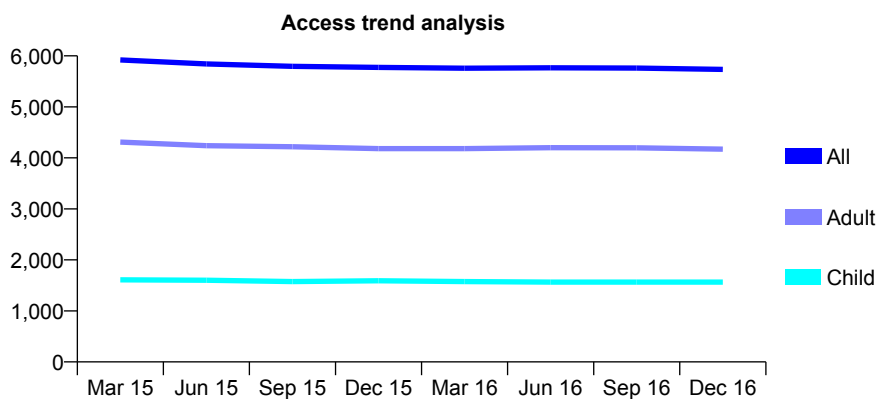
## Q49 - Vital Signs At a Glance Contract Report for 101281/0069 - December 2016

Name or company name	OASIS DENTAL CARE LTD
Contract type name	Pilot Contract
Purpose of contract	General
Contract start date	01/04/2006
Contract end date	

16/17 Contracted general activity (UDA)	23,665
Carry forward general activity (UDA)	0
16/17 Contracted orthodontic activity (UOA)	0
Carry forward orthodontic activity (UOA)	0
Baseline contract value	£612,643.41

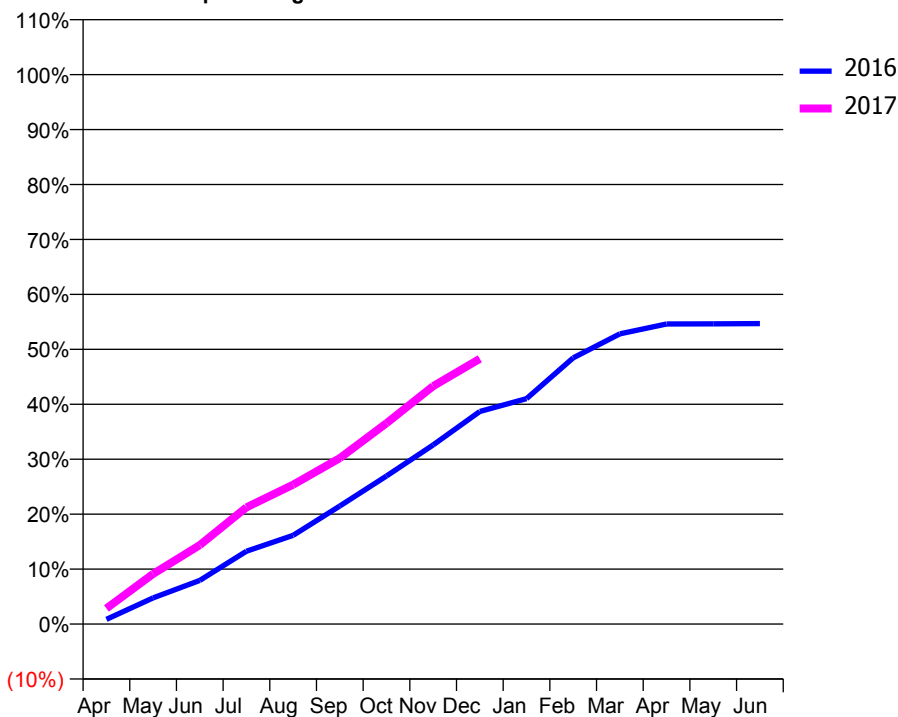
### ACCESS\*

Patients seen in 24 months	Total	Change since previous quarter
Quarter ending December 2015	5,773	
Quarter ending March 2016	5,759	→
Quarter ending June 2016	5,765	→
Quarter ending September 2016	5,762	→
Quarter ending December 2016	5,734	→
<b>Variance since December 2015</b>	<b>(0.7%)</b>	→



### ACTIVITY

Cumulative percentage of contracted UDA delivered 2016 & 2017



Month	Adjusted Scheduled Activity (UDA)	
	2016	2017
April	202	677
May	1,131	2,159
June	1,880	3,404
July	3,137	5,028
August	3,823	6,006
September	5,087	7,147
October	6,378	8,652
November	7,713	10,246
December	9,159	11,428
January	9,710	
February	11,463	
March	12,497	
April	12,925	
May	12,931	
June	12,943	

### QUALITY

	Quantity	Base Number	Contract	AT	Region	England
% of FP17s for the same patient ID Re-attending within 3 months - Children	89	1,583	5.6%	11.7%	13.4%	12.4%
% of FP17s for the same patient ID Re-attending within 3 months - Adults	415	3,493	11.9%	15.7%	17.3%	16.6%
% of FP17s for the same patient ID Re-attending between 3 & 9 months - Children	863	1,583	54.5%	57.3%	58.9%	57.5%
% of FP17s for the same patient ID Re-attending between 3 & 9 months - Adults	1,458	3,493	41.7%	52.2%	52.5%	50.4%
% of FP17s for Band 1 Urgent Courses	155	4,790	3.2%	8.3%	9.3%	9.1%
% of FP17s Relating to Free Repair or Replacements	82	4,790	1.7%	1.2%	1.0%	0.8%
% of FP17s Relating to Continuations	97	4,790	2.0%	1.6%	1.5%	1.3%
% of Patients satisfied with the dentistry they have received	0	0	N/A	92.5%	93.1%	92.7%
% of Patients satisfied with the time they had to wait for an appointment	0	0	N/A	90.6%	89.8%	88.8%

\* This is based on patients treated on this contract for their most recent course of treatment. Figures in italics indicate the base number of FP17s or Patient Questionnaire responses are less than 100. N/A is shown where the base number of responses is less than 10 during the period. % is calculated as Quantity/Base number\*100

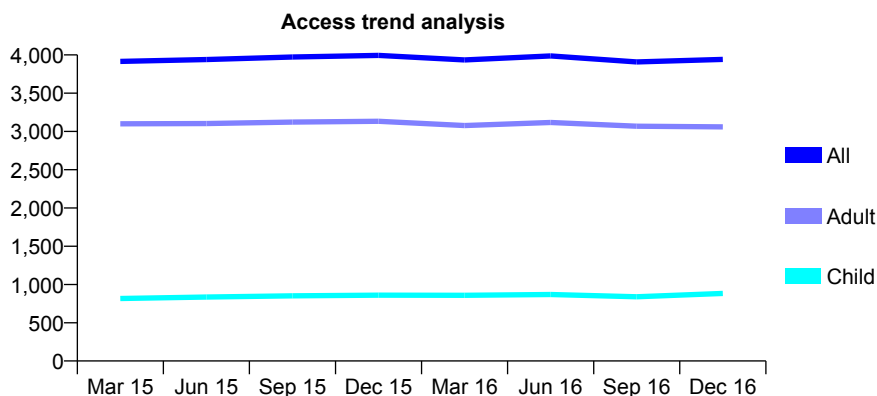
## Q49 - Vital Signs At a Glance Contract Report for 101281/0202 - December 2016

Name or company name	OASIS DENTAL CARE LTD
Contract type name	GDS Contract
Purpose of contract	General
Contract start date	18/05/2009
Contract end date	

16/17 Contracted general activity (UDA)	14,000
Carry forward general activity (UDA)	0
16/17 Contracted orthodontic activity (UOA)	0
Carry forward orthodontic activity (UOA)	0
Baseline contract value	£315,312.18

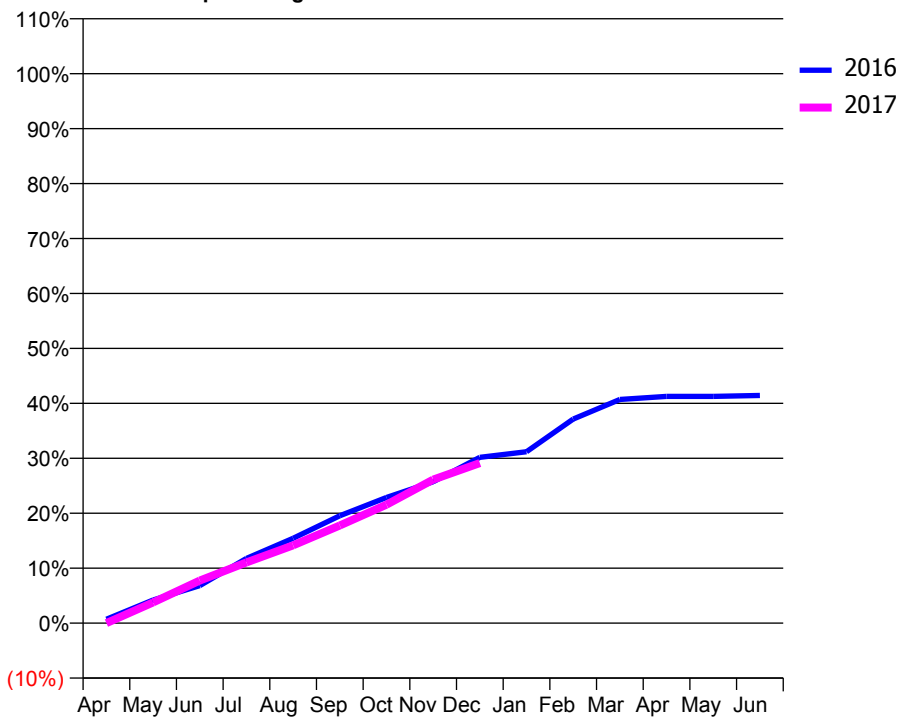
### ACCESS\*

Patients seen in 24 months	Total	Change since previous quarter
Quarter ending December 2015	3,994	
Quarter ending March 2016	3,935	↓
Quarter ending June 2016	3,987	→
Quarter ending September 2016	3,909	↓
Quarter ending December 2016	3,942	→
<b>Variance since December 2015</b>	<b>(1.3%)</b>	<b>↓</b>



### ACTIVITY

Cumulative percentage of contracted UDA delivered 2016 & 2017



Month	Adjusted Scheduled Activity (UDA)	
	2016	2017
April	99	3
May	590	527
June	956	1,084
July	1,650	1,548
August	2,161	1,982
September	2,736	2,488
October	3,203	3,019
November	3,603	3,657
December	4,225	4,077
January	4,367	
February	5,200	
March	5,698	
April	5,778	
May	5,778	
June	5,801	

### QUALITY

	Quantity	Base Number	Contract	AT	Region	England
% of FP17s for the same patient ID Re-attending within 3 months - Children	23	563	4.1%	11.7%	13.4%	12.4%
% of FP17s for the same patient ID Re-attending within 3 months - Adults	188	1,915	9.8%	15.7%	17.3%	16.6%
% of FP17s for the same patient ID Re-attending between 3 & 9 months - Children	115	563	20.4%	57.3%	58.9%	57.5%
% of FP17s for the same patient ID Re-attending between 3 & 9 months - Adults	338	1,915	17.7%	52.2%	52.5%	50.4%
% of FP17s for Band 1 Urgent Courses	456	2,413	18.9%	8.3%	9.3%	9.1%
% of FP17s Relating to Free Repair or Replacements	12	2,413	0.5%	1.2%	1.0%	0.8%
% of FP17s Relating to Continuations	32	2,413	1.3%	1.6%	1.5%	1.3%
% of Patients satisfied with the dentistry they have received	0	0	N/A	92.5%	93.1%	92.7%
% of Patients satisfied with the time they had to wait for an appointment	0	0	N/A	90.6%	89.8%	88.8%

\* This is based on patients treated on this contract for their most recent course of treatment. Figures in italics indicate the base number of FP17s or Patient Questionnaire responses are less than 100. N/A is shown where the base number of responses is less than 10 during the period. % is calculated as Quantity/Base number\*100

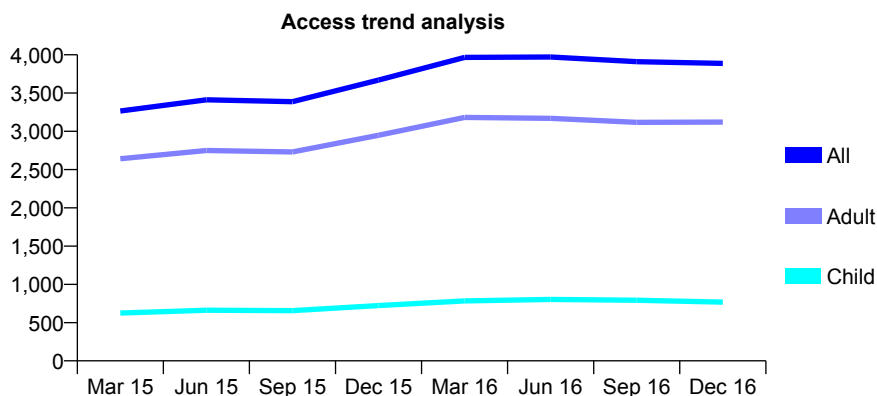
## Q49 - Vital Signs At a Glance Contract Report for 101281/0203 - December 2016

Name or company name	OASIS DENTAL CARE LTD
Contract type name	GDS Contract
Purpose of contract	General
Contract start date	18/05/2009
Contract end date	

16/17 Contracted general activity (UDA)	14,000
Carry forward general activity (UDA)	0
16/17 Contracted orthodontic activity (UOA)	0
Carry forward orthodontic activity (UOA)	0
Baseline contract value	£315,312.18

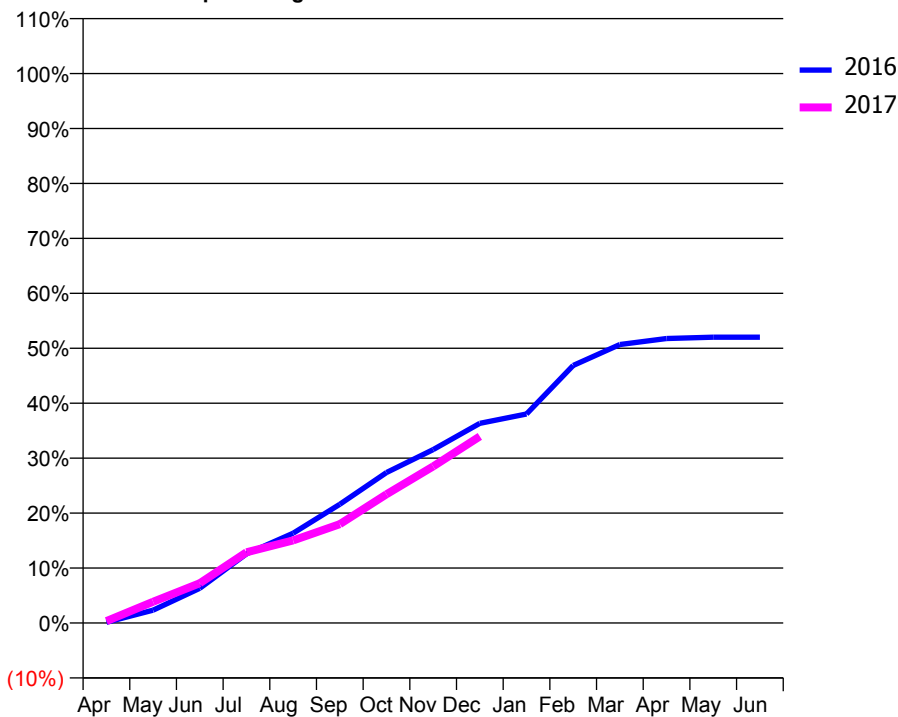
### ACCESS\*

Patients seen in 24 months	Total	Change since previous quarter
Quarter ending December 2015	3,670	
Quarter ending March 2016	3,966	↑
Quarter ending June 2016	3,971	→
Quarter ending September 2016	3,910	↓
Quarter ending December 2016	3,887	→
<b>Variance since December 2015</b>	<b>5.9%</b>	<b>↑</b>



### ACTIVITY

Cumulative percentage of contracted UDA delivered 2016 & 2017



Month	Adjusted Scheduled Activity (UDA)	
	2016	2017
April	20	49
May	327	540
June	885	1,013
July	1,762	1,801
August	2,290	2,105
September	3,024	2,518
October	3,833	3,279
November	4,420	3,991
December	5,087	4,755
January	5,325	
February	6,562	
March	7,094	
April	7,249	
May	7,281	
June	7,281	

### QUALITY

	Quantity	Base Number	Contract	AT	Region	England
% of FP17s for the same patient ID Re-attending within 3 months - Children	28	494	5.7%	11.7%	13.4%	12.4%
% of FP17s for the same patient ID Re-attending within 3 months - Adults	352	2,047	17.2%	15.7%	17.3%	16.6%
% of FP17s for the same patient ID Re-attending between 3 & 9 months - Children	132	494	26.7%	57.3%	58.9%	57.5%
% of FP17s for the same patient ID Re-attending between 3 & 9 months - Adults	572	2,047	27.9%	52.2%	52.5%	50.4%
% of FP17s for Band 1 Urgent Courses	398	2,426	16.4%	8.3%	9.3%	9.1%
% of FP17s Relating to Free Repair or Replacements	46	2,426	1.9%	1.2%	1.0%	0.8%
% of FP17s Relating to Continuations	41	2,426	1.7%	1.6%	1.5%	1.3%
% of Patients satisfied with the dentistry they have received	1	1	N/A	92.5%	93.1%	92.7%
% of Patients satisfied with the time they had to wait for an appointment	1	1	N/A	90.6%	89.8%	88.8%

\* This is based on patients treated on this contract for their most recent course of treatment. Figures in italics indicate the base number of FP17s or Patient Questionnaire responses are less than 100. N/A is shown where the base number of responses is less than 10 during the period. % is calculated as Quantity/Base number\*100

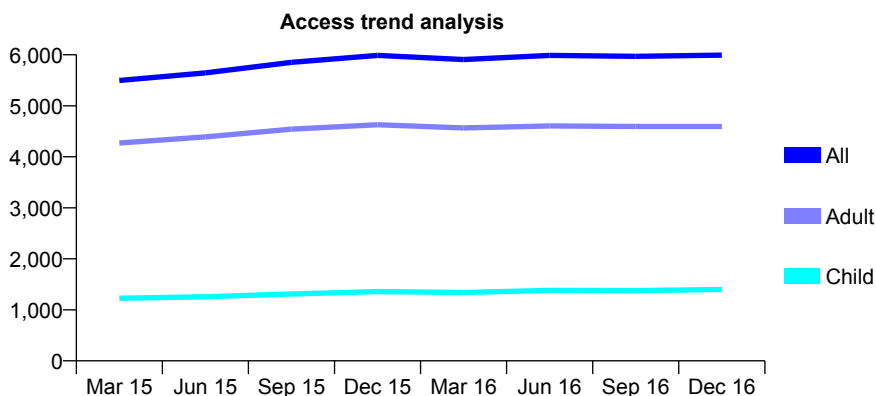
## Q49 - Vital Signs At a Glance Contract Report for 101281/0204 - December 2016

Name or company name	OASIS DENTAL CARE LTD
Contract type name	GDS Contract
Purpose of contract	General
Contract start date	08/07/2009
Contract end date	

16/17 Contracted general activity (UDA)	21,000
Carry forward general activity (UDA)	0
16/17 Contracted orthodontic activity (UOA)	0
Carry forward orthodontic activity (UOA)	0
Baseline contract value	£468,749.53

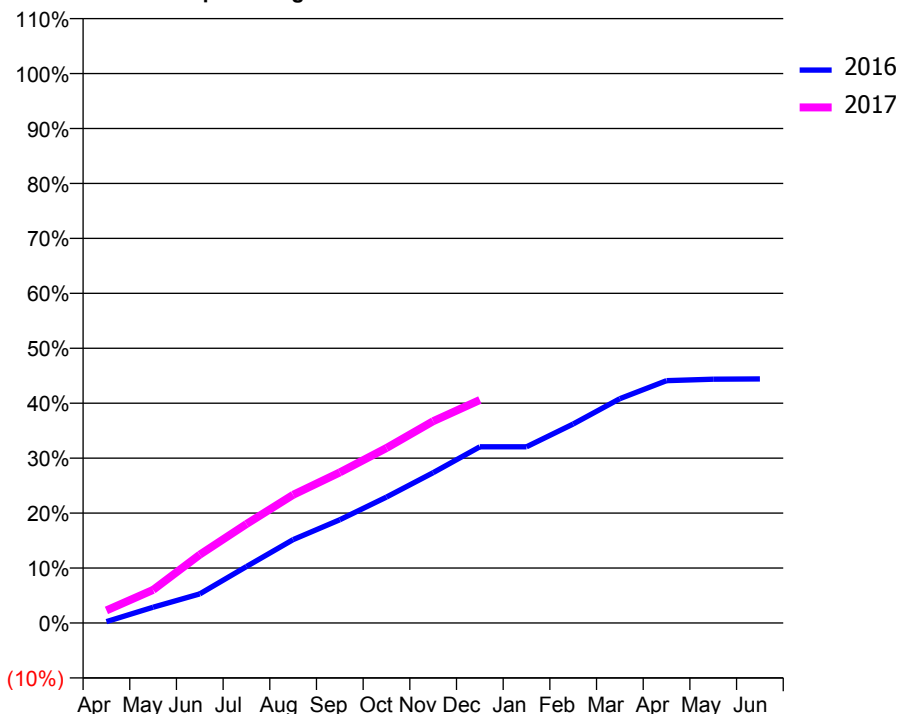
### ACCESS\*

Patients seen in 24 months	Total	Change since previous quarter
Quarter ending December 2015	5,988	
Quarter ending March 2016	5,906	↓
Quarter ending June 2016	5,987	→
Quarter ending September 2016	5,971	→
Quarter ending December 2016	5,994	→
<b>Variance since December 2015</b>	<b>0.1%</b>	<b>→</b>



### ACTIVITY

Cumulative percentage of contracted UDA delivered 2016 & 2017



Month	Adjusted Scheduled Activity (UDA)	
	2016	2017
April	53	480
May	606	1,265
June	1,115	2,612
July	2,158	3,785
August	3,185	4,900
September	3,949	5,754
October	4,815	6,691
November	5,745	7,711
December	6,732	8,522
January	6,732	
February	7,604	
March	8,573	
April	9,263	
May	9,319	
June	9,331	

### QUALITY

	Quantity	Base Number	Contract	AT	Region	England
% of FP17s for the same patient ID Re-attending within 3 months - Children	60	1,151	5.2%	11.7%	13.4%	12.4%
% of FP17s for the same patient ID Re-attending within 3 months - Adults	491	3,696	13.3%	15.7%	17.3%	16.6%
% of FP17s for the same patient ID Re-attending between 3 & 9 months - Children	230	1,151	20.0%	57.3%	58.9%	57.5%
% of FP17s for the same patient ID Re-attending between 3 & 9 months - Adults	845	3,696	22.9%	52.2%	52.5%	50.4%
% of FP17s for Band 1 Urgent Courses	411	4,440	9.3%	8.3%	9.3%	9.1%
% of FP17s Relating to Free Repair or Replacements	61	4,440	1.4%	1.2%	1.0%	0.8%
% of FP17s Relating to Continuations	97	4,440	2.2%	1.6%	1.5%	1.3%
% of Patients satisfied with the dentistry they have received	3	3	N/A	92.5%	93.1%	92.7%
% of Patients satisfied with the time they had to wait for an appointment	3	3	N/A	90.6%	89.8%	88.8%

\* This is based on patients treated on this contract for their most recent course of treatment. Figures in italics indicate the base number of FP17s or Patient Questionnaire responses are less than 100. N/A is shown where the base number of responses is less than 10 during the period. % is calculated as Quantity/Base number\*100

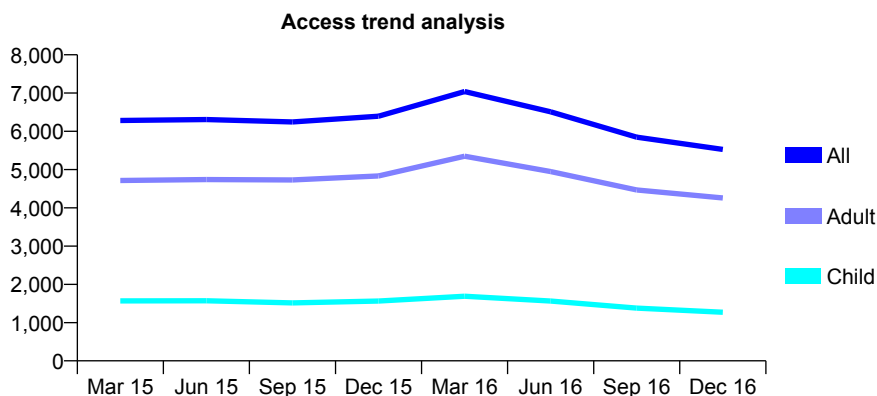
## Q49 - Vital Signs At a Glance Contract Report for 101281/0205 - December 2016

Name or company name	OASIS DENTAL CARE LTD
Contract type name	GDS Contract
Purpose of contract	General
Contract start date	04/08/2009
Contract end date	

16/17 Contracted general activity (UDA)	28,000
Carry forward general activity (UDA)	0
16/17 Contracted orthodontic activity (UOA)	0
Carry forward orthodontic activity (UOA)	0
Baseline contract value	£630,624.34

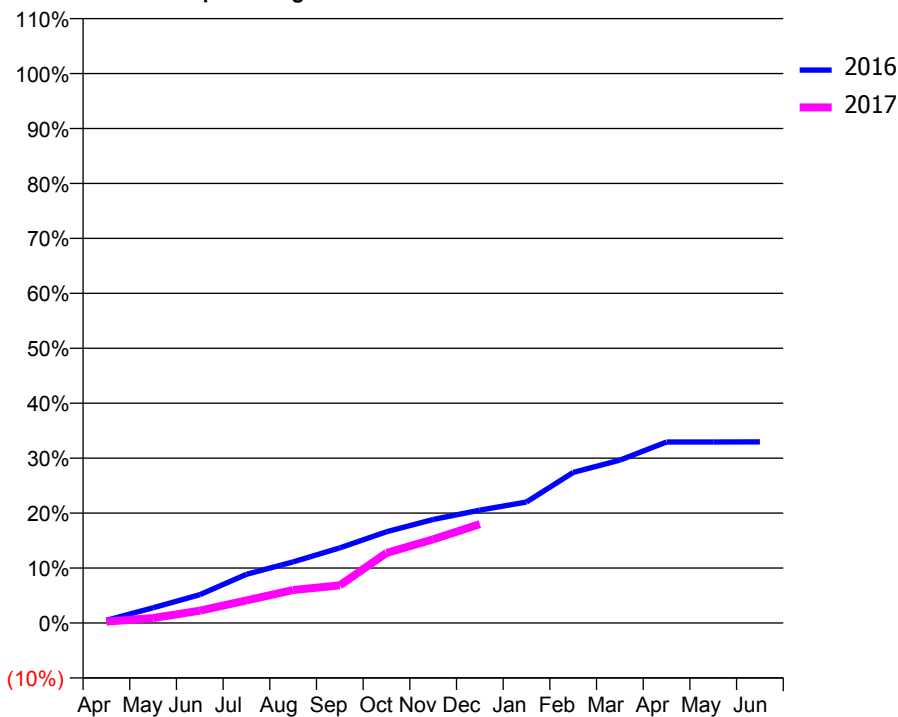
### ACCESS\*

Patients seen in 24 months	Total	Change since previous quarter
Quarter ending December 2015	6,395	
Quarter ending March 2016	7,038	↑
Quarter ending June 2016	6,511	↓
Quarter ending September 2016	5,847	↓
Quarter ending December 2016	5,526	↓
<b>Variance since December 2015</b>	<b>(13.6%)</b>	<b>↓</b>



### ACTIVITY

Cumulative percentage of contracted UDA delivered 2016 & 2017



Month	Adjusted Scheduled Activity (UDA)	
	2016	2017
April	137	72
May	777	252
June	1,441	629
July	2,483	1,150
August	3,118	1,683
September	3,826	1,919
October	4,648	3,569
November	5,277	4,263
December	5,748	5,039
January	6,169	
February	7,672	
March	8,301	
April	9,227	
May	9,227	
June	9,233	

### QUALITY

	Quantity	Base Number	Contract	AT	Region	England
% of FP17s for the same patient ID Re-attending within 3 months - Children	31	818	3.8%	11.7%	13.4%	12.4%
% of FP17s for the same patient ID Re-attending within 3 months - Adults	271	2,747	9.9%	15.7%	17.3%	16.6%
% of FP17s for the same patient ID Re-attending between 3 & 9 months - Children	152	818	18.6%	57.3%	58.9%	57.5%
% of FP17s for the same patient ID Re-attending between 3 & 9 months - Adults	569	2,747	20.7%	52.2%	52.5%	50.4%
% of FP17s for Band 1 Urgent Courses	668	2,931	22.8%	8.3%	9.3%	9.1%
% of FP17s Relating to Free Repair or Replacements	28	2,931	1.0%	1.2%	1.0%	0.8%
% of FP17s Relating to Continuations	9	2,931	0.3%	1.6%	1.5%	1.3%
% of Patients satisfied with the dentistry they have received	4	7	N/A	92.5%	93.1%	92.7%
% of Patients satisfied with the time they had to wait for an appointment	5	7	N/A	90.6%	89.8%	88.8%

\* This is based on patients treated on this contract for their most recent course of treatment. Figures in italics indicate the base number of FP17s or Patient Questionnaire responses are less than 100. N/A is shown where the base number of responses is less than 10 during the period. % is calculated as Quantity/Base number\*100

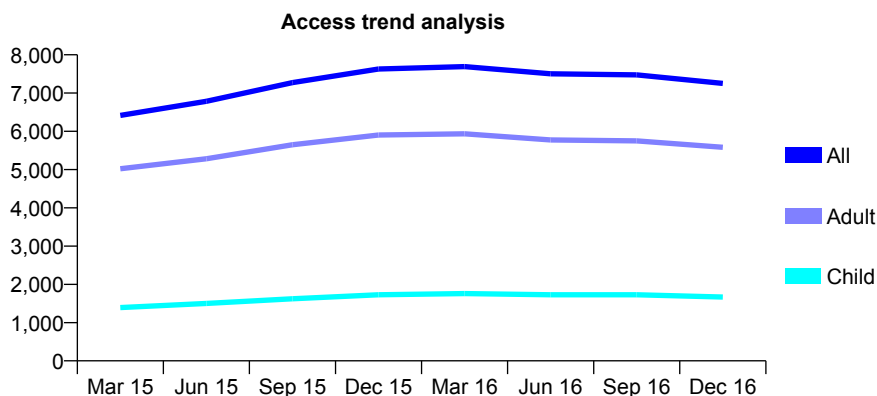
## Q49 - Vital Signs At a Glance Contract Report for 101281/0206 - December 2016

Name or company name	OASIS DENTAL CARE LTD
Contract type name	GDS Contract
Purpose of contract	General
Contract start date	16/07/2009
Contract end date	

16/17 Contracted general activity (UDA)	28,000
Carry forward general activity (UDA)	0
16/17 Contracted orthodontic activity (UOA)	0
Carry forward orthodontic activity (UOA)	0
Baseline contract value	£630,624.34

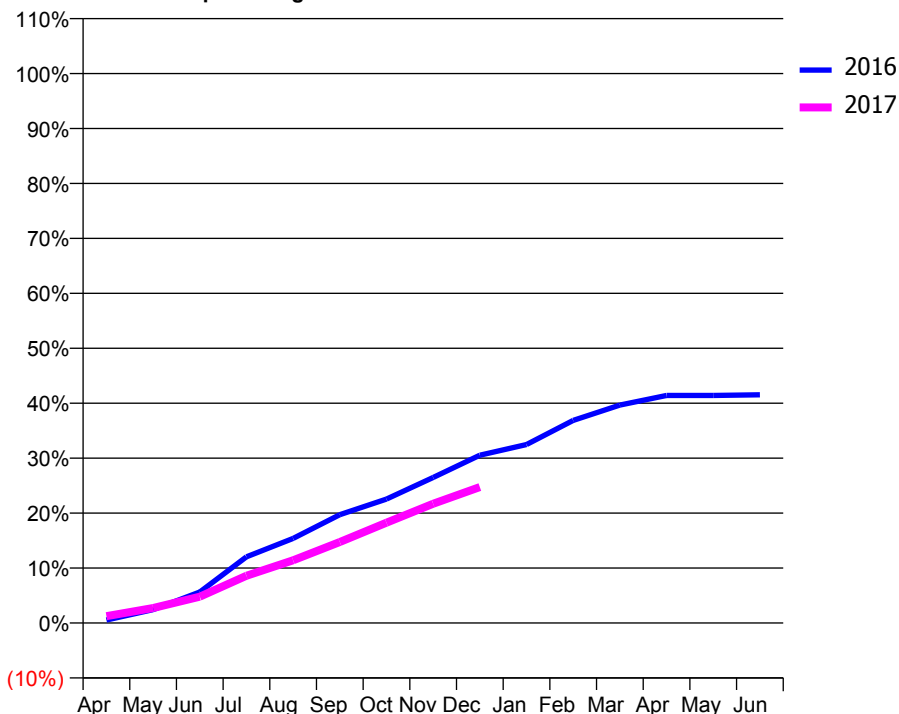
### ACCESS\*

Patients seen in 24 months	Total	Change since previous quarter
Quarter ending December 2015	7,630	
Quarter ending March 2016	7,691	→
Quarter ending June 2016	7,503	↓
Quarter ending September 2016	7,477	→
Quarter ending December 2016	7,253	↓
<b>Variance since December 2015</b>	<b>(4.9%)</b>	<b>↓</b>



### ACTIVITY

Cumulative percentage of contracted UDA delivered 2016 & 2017



Month	Adjusted Scheduled Activity (UDA)	
	2016	2017
April	151	347
May	683	763
June	1,580	1,339
July	3,375	2,409
August	4,312	3,199
September	5,519	4,127
October	6,316	5,114
November	7,416	6,079
December	8,548	6,928
January	9,095	
February	10,327	
March	11,109	
April	11,596	
May	11,598	
June	11,629	

### QUALITY

	Quantity	Base Number	Contract	AT	Region	England
% of FP17s for the same patient ID Re-attending within 3 months - Children	41	1,015	4.0%	11.7%	13.4%	12.4%
% of FP17s for the same patient ID Re-attending within 3 months - Adults	410	3,372	12.2%	15.7%	17.3%	16.6%
% of FP17s for the same patient ID Re-attending between 3 & 9 months - Children	211	1,015	20.8%	57.3%	58.9%	57.5%
% of FP17s for the same patient ID Re-attending between 3 & 9 months - Adults	727	3,372	21.6%	52.2%	52.5%	50.4%
% of FP17s for Band 1 Urgent Courses	674	4,061	16.6%	8.3%	9.3%	9.1%
% of FP17s Relating to Free Repair or Replacements	32	4,061	0.8%	1.2%	1.0%	0.8%
% of FP17s Relating to Continuations	44	4,061	1.1%	1.6%	1.5%	1.3%
% of Patients satisfied with the dentistry they have received	1	1	N/A	92.5%	93.1%	92.7%
% of Patients satisfied with the time they had to wait for an appointment	0	1	N/A	90.6%	89.8%	88.8%

\* This is based on patients treated on this contract for their most recent course of treatment. Figures in italics indicate the base number of FP17s or Patient Questionnaire responses are less than 100. N/A is shown where the base number of responses is less than 10 during the period. % is calculated as Quantity/Base number\*100

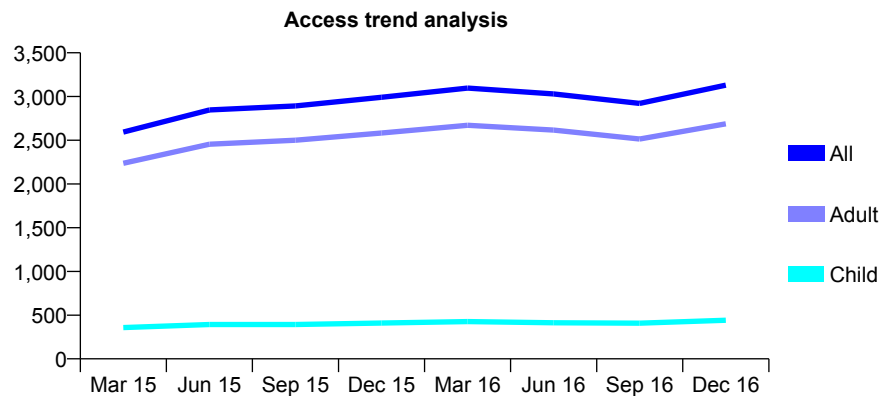
## Q49 - Vital Signs At a Glance Contract Report for 101281/0222 - December 2016

Name or company name	OASIS DENTAL CARE LTD
Contract type name	PDS Plus Contract
Purpose of contract	General
Contract start date	18/08/2010
Contract end date	31/03/2020

16/17 Contracted general activity (UDA)	14,000
Carry forward general activity (UDA)	0
16/17 Contracted orthodontic activity (UOA)	0
Carry forward orthodontic activity (UOA)	0
Baseline contract value	£173,684.97

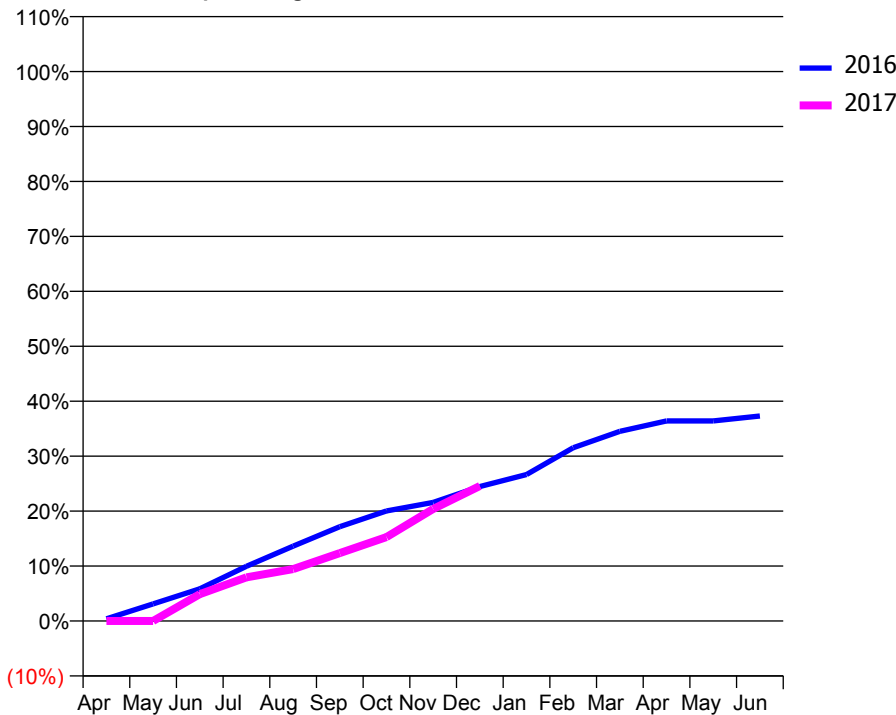
### ACCESS\*

Patients seen in 24 months	Total	Change since previous quarter
Quarter ending December 2015	2,992	
Quarter ending March 2016	3,097	↑
Quarter ending June 2016	3,029	↓
Quarter ending September 2016	2,922	↓
Quarter ending December 2016	3,130	↑
<b>Variance since December 2015</b>	<b>4.6%</b>	<b>↑</b>



### ACTIVITY

Cumulative percentage of contracted UDA delivered 2016 & 2017



Month	Adjusted Scheduled Activity (UDA)	
	2016	2017
April	56	0
May	437	0
June	822	684
July	1,393	1,111
August	1,908	1,323
September	2,404	1,730
October	2,805	2,137
November	3,022	2,855
December	3,428	3,441
January	3,730	
February	4,414	
March	4,832	
April	5,098	
May	5,098	
June	5,223	

### QUALITY

	Quantity	Base Number	Contract	AT	Region	England
% of FP17s for the same patient ID Re-attending within 3 months - Children	5	310	1.6%	11.7%	13.4%	12.4%
% of FP17s for the same patient ID Re-attending within 3 months - Adults	173	1,867	9.3%	15.7%	17.3%	16.6%
% of FP17s for the same patient ID Re-attending between 3 & 9 months - Children	96	310	31.0%	57.3%	58.9%	57.5%
% of FP17s for the same patient ID Re-attending between 3 & 9 months - Adults	553	1,867	29.6%	52.2%	52.5%	50.4%
% of FP17s for Band 1 Urgent Courses	179	1,785	10.0%	8.3%	9.3%	9.1%
% of FP17s Relating to Free Repair or Replacements	7	1,785	0.4%	1.2%	1.0%	0.8%
% of FP17s Relating to Continuations	20	1,785	1.1%	1.6%	1.5%	1.3%
% of Patients satisfied with the dentistry they have received	8	12	66.7%	92.5%	93.1%	92.7%
% of Patients satisfied with the time they had to wait for an appointment	8	12	66.7%	90.6%	89.8%	88.8%

\* This is based on patients treated on this contract for their most recent course of treatment. Figures in italics indicate the base number of FP17s or Patient Questionnaire responses are less than 100. N/A is shown where the base number of responses is less than 10 during the period. % is calculated as Quantity/Base number\*100



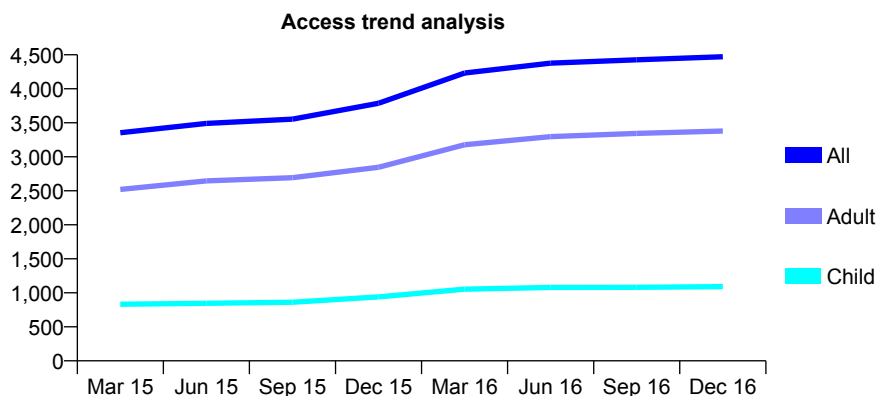
## Q49 - Vital Signs At a Glance Contract Report for 101281/0223 - December 2016

Name or company name	OASIS DENTAL CARE LTD
Contract type name	PDS Plus Contract
Purpose of contract	General
Contract start date	01/09/2010
Contract end date	31/03/2020

16/17 Contracted general activity (UDA)	18,000
Carry forward general activity (UDA)	0
16/17 Contracted orthodontic activity (UOA)	0
Carry forward orthodontic activity (UOA)	0
Baseline contract value	£320,400.00

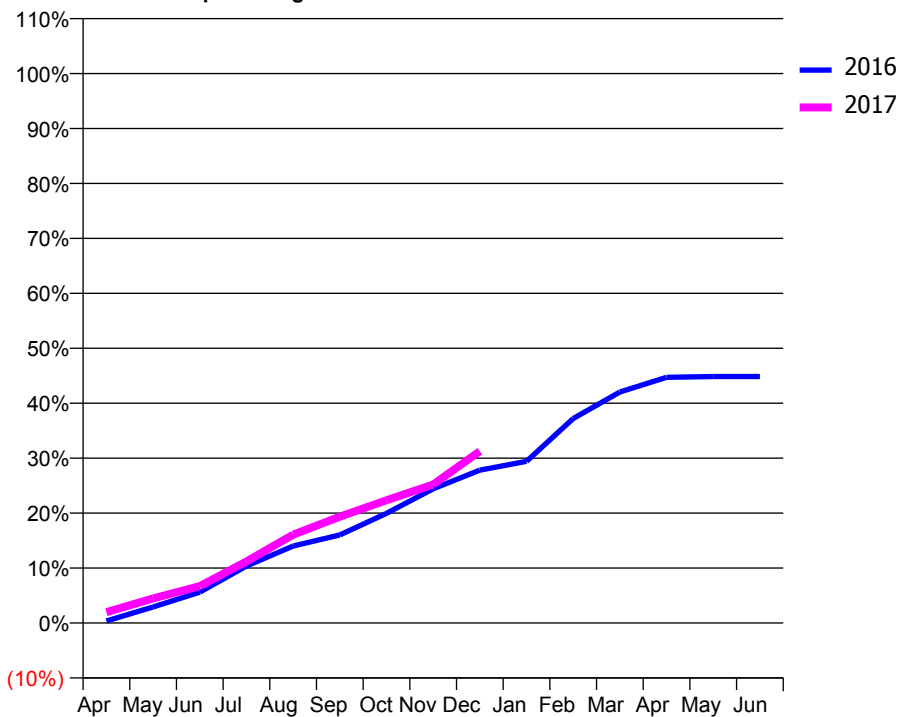
### ACCESS\*

Patients seen in 24 months	Total	Change since previous quarter
Quarter ending December 2015	3,787	
Quarter ending March 2016	4,232	↑
Quarter ending June 2016	4,377	↑
Quarter ending September 2016	4,426	→
Quarter ending December 2016	4,472	→
<b>Variance since December 2015</b>	<b>18.1%</b>	<b>↑</b>



### ACTIVITY

Cumulative percentage of contracted UDA delivered 2016 & 2017



Month	Adjusted Scheduled Activity (UDA)	
	2016	2017
April	69	355
May	527	807
June	1,013	1,208
July	1,866	2,017
August	2,521	2,892
September	2,887	3,483
October	3,594	4,021
November	4,395	4,534
December	5,008	5,630
January	5,294	
February	6,698	
March	7,568	
April	8,050	
May	8,076	
June	8,076	

### QUALITY

	Quantity	Base Number	Contract	AT	Region	England
% of FP17s for the same patient ID Re-attending within 3 months - Children	47	712	6.6%	11.7%	13.4%	12.4%
% of FP17s for the same patient ID Re-attending within 3 months - Adults	273	2,397	11.4%	15.7%	17.3%	16.6%
% of FP17s for the same patient ID Re-attending between 3 & 9 months - Children	192	712	27.0%	57.3%	58.9%	57.5%
% of FP17s for the same patient ID Re-attending between 3 & 9 months - Adults	721	2,397	30.1%	52.2%	52.5%	50.4%
% of FP17s for Band 1 Urgent Courses	332	2,638	12.6%	8.3%	9.3%	9.1%
% of FP17s Relating to Free Repair or Replacements	40	2,638	1.5%	1.2%	1.0%	0.8%
% of FP17s Relating to Continuations	26	2,638	1.0%	1.6%	1.5%	1.3%
% of Patients satisfied with the dentistry they have received	11	14	78.6%	92.5%	93.1%	92.7%
% of Patients satisfied with the time they had to wait for an appointment	10	14	71.4%	90.6%	89.8%	88.8%

\* This is based on patients treated on this contract for their most recent course of treatment. Figures in italics indicate the base number of FP17s or Patient Questionnaire responses are less than 100. N/A is shown where the base number of responses is less than 10 during the period. % is calculated as Quantity/Base number\*100

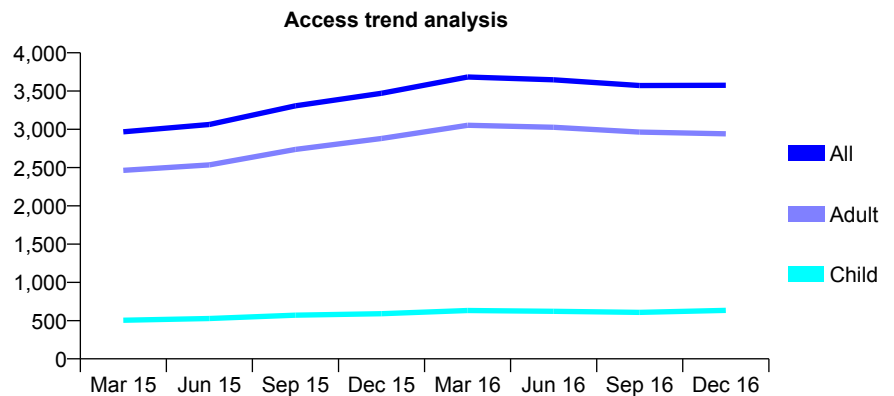
## Q49 - Vital Signs At a Glance Contract Report for 101281/0224 - December 2016

Name or company name	OASIS DENTAL CARE LTD
Contract type name	PDS Plus Contract
Purpose of contract	General
Contract start date	18/08/2010
Contract end date	31/03/2020

16/17 Contracted general activity (UDA)	14,000
Carry forward general activity (UDA)	0
16/17 Contracted orthodontic activity (UOA)	0
Carry forward orthodontic activity (UOA)	0
Baseline contract value	£173,684.97

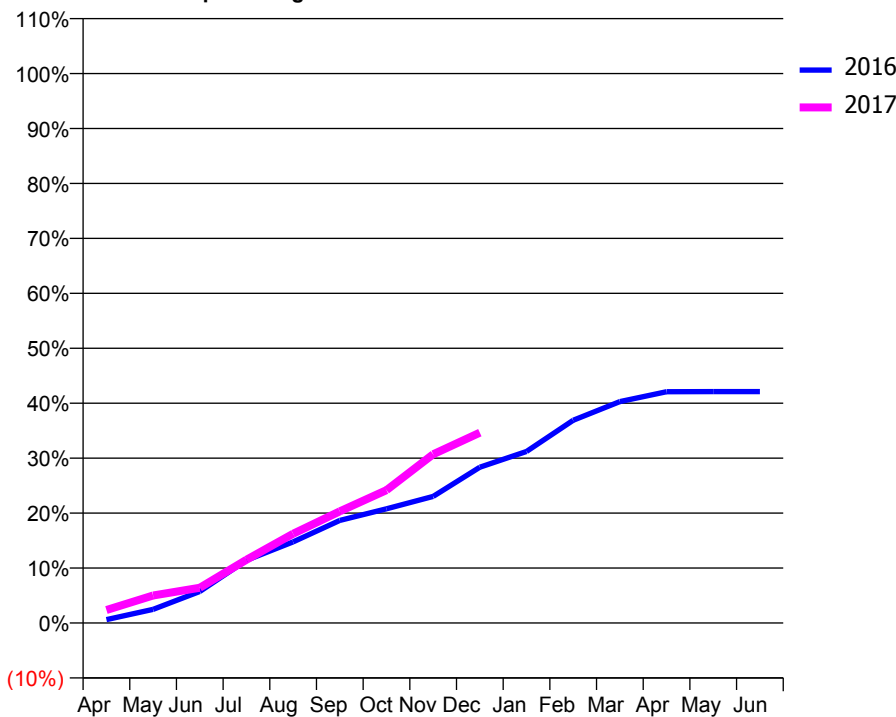
### ACCESS\*

Patients seen in 24 months	Total	Change since previous quarter
Quarter ending December 2015	3,471	
Quarter ending March 2016	3,684	↑
Quarter ending June 2016	3,647	↓
Quarter ending September 2016	3,572	↓
Quarter ending December 2016	3,575	→
<b>Variance since December 2015</b>	<b>3.0%</b>	<b>↑</b>



### ACTIVITY

Cumulative percentage of contracted UDA delivered 2016 & 2017



Month	Adjusted Scheduled Activity (UDA)	
	2016	2017
April	87	332
May	348	701
June	802	898
July	1,597	1,612
August	2,067	2,273
September	2,615	2,847
October	2,911	3,384
November	3,226	4,300
December	3,970	4,851
January	4,371	
February	5,164	
March	5,641	
April	5,893	
May	5,896	
June	5,896	

### QUALITY

	Quantity	Base Number	Contract	AT	Region	England
% of FP17s for the same patient ID Re-attending within 3 months - Children	42	673	6.2%	11.7%	13.4%	12.4%
% of FP17s for the same patient ID Re-attending within 3 months - Adults	326	2,113	15.4%	15.7%	17.3%	16.6%
% of FP17s for the same patient ID Re-attending between 3 & 9 months - Children	417	673	62.0%	57.3%	58.9%	57.5%
% of FP17s for the same patient ID Re-attending between 3 & 9 months - Adults	495	2,113	23.4%	52.2%	52.5%	50.4%
% of FP17s for Band 1 Urgent Courses	260	2,651	9.8%	8.3%	9.3%	9.1%
% of FP17s Relating to Free Repair or Replacements	13	2,651	0.5%	1.2%	1.0%	0.8%
% of FP17s Relating to Continuations	40	2,651	1.5%	1.6%	1.5%	1.3%
% of Patients satisfied with the dentistry they have received	10	11	90.9%	92.5%	93.1%	92.7%
% of Patients satisfied with the time they had to wait for an appointment	7	11	63.6%	90.6%	89.8%	88.8%

\* This is based on patients treated on this contract for their most recent course of treatment. Figures in italics indicate the base number of FP17s or Patient Questionnaire responses are less than 100. N/A is shown where the base number of responses is less than 10 during the period. % is calculated as Quantity/Base number\*100

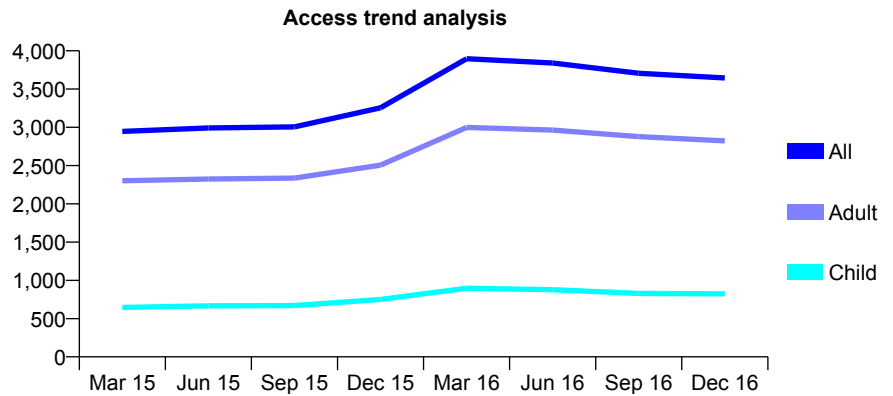
## Q49 - Vital Signs At a Glance Contract Report for 101281/0227 - December 2016

Name or company name	OASIS DENTAL CARE LTD
Contract type name	PDS Plus Contract
Purpose of contract	General
Contract start date	04/10/2010
Contract end date	31/03/2020

16/17 Contracted general activity (UDA)	14,000
Carry forward general activity (UDA)	0
16/17 Contracted orthodontic activity (UOA)	0
Carry forward orthodontic activity (UOA)	0
Baseline contract value	£173,684.97

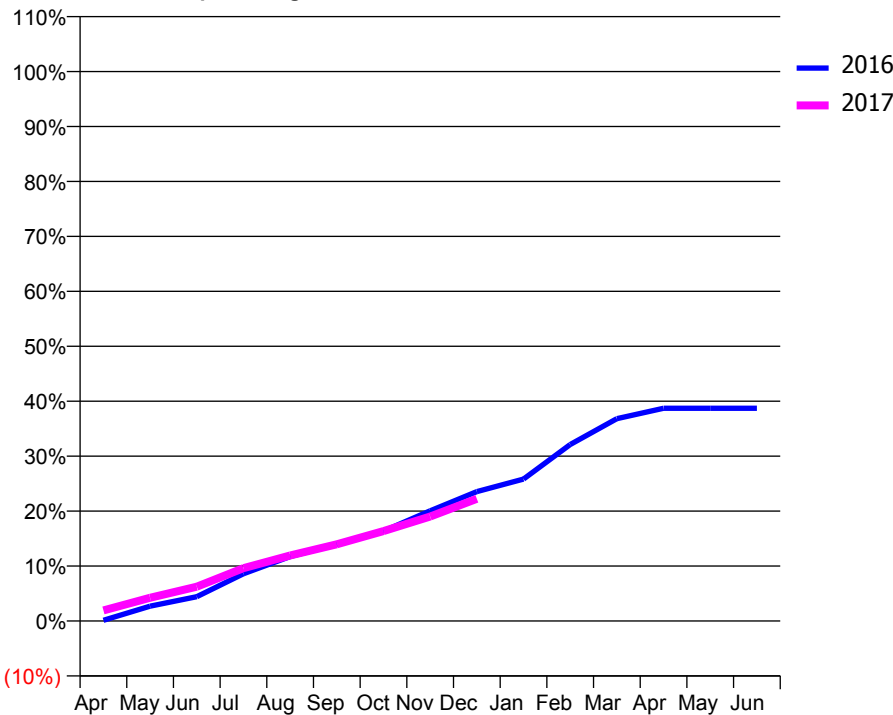
### ACCESS\*

Patients seen in 24 months	Total	Change since previous quarter
Quarter ending December 2015	3,255	
Quarter ending March 2016	3,896	↑
Quarter ending June 2016	3,841	↓
Quarter ending September 2016	3,707	↓
Quarter ending December 2016	3,646	↓
<b>Variance since December 2015</b>	<b>12.0%</b>	<b>↑</b>



### ACTIVITY

Cumulative percentage of contracted UDA delivered 2016 & 2017



Month	Adjusted Scheduled Activity (UDA)	
	2016	2017
April	20	270
May	380	594
June	619	876
July	1,204	1,346
August	1,641	1,671
September	1,956	1,956
October	2,290	2,293
November	2,807	2,663
December	3,299	3,114
January	3,618	
February	4,496	
March	5,156	
April	5,419	
May	5,420	
June	5,420	

### QUALITY

	Quantity	Base Number	Contract	AT	Region	England
% of FP17s for the same patient ID Re-attending within 3 months - Children	42	588	7.1%	11.7%	13.4%	12.4%
% of FP17s for the same patient ID Re-attending within 3 months - Adults	282	1,646	17.1%	15.7%	17.3%	16.6%
% of FP17s for the same patient ID Re-attending between 3 & 9 months - Children	292	588	49.7%	57.3%	58.9%	57.5%
% of FP17s for the same patient ID Re-attending between 3 & 9 months - Adults	381	1,646	23.1%	52.2%	52.5%	50.4%
% of FP17s for Band 1 Urgent Courses	646	2,024	31.9%	8.3%	9.3%	9.1%
% of FP17s Relating to Free Repair or Replacements	6	2,024	0.3%	1.2%	1.0%	0.8%
% of FP17s Relating to Continuations	8	2,024	0.4%	1.6%	1.5%	1.3%
% of Patients satisfied with the dentistry they have received	9	11	81.8%	92.5%	93.1%	92.7%
% of Patients satisfied with the time they had to wait for an appointment	9	11	81.8%	90.6%	89.8%	88.8%

\* This is based on patients treated on this contract for their most recent course of treatment. Figures in italics indicate the base number of FP17s or Patient Questionnaire responses are less than 100. N/A is shown where the base number of responses is less than 10 during the period. % is calculated as Quantity/Base number\*100

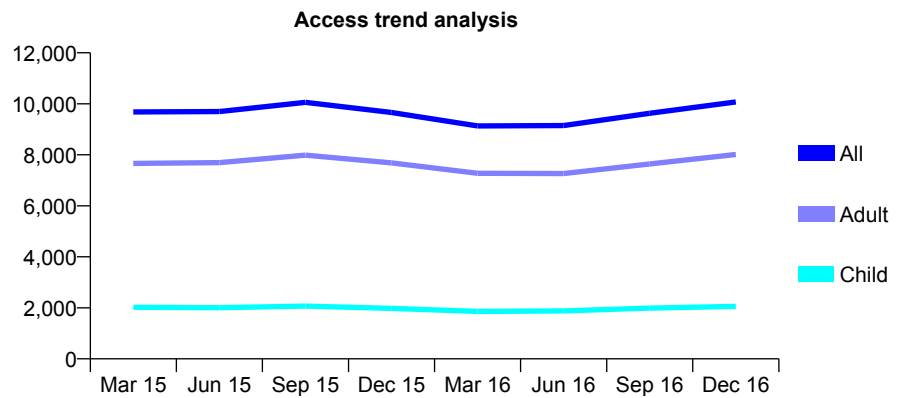
## Q49 - Vital Signs At a Glance Contract Report for 101338/0046 - December 2016

Name or company name	Whitecross Dental Care Limited
Contract type name	GDS Contract
Purpose of contract	General
Contract start date	01/02/2007
Contract end date	

16/17 Contracted general activity (UDA)	25,452
Carry forward general activity (UDA)	378
16/17 Contracted orthodontic activity (UOA)	0
Carry forward orthodontic activity (UOA)	0
Baseline contract value	£601,859.49

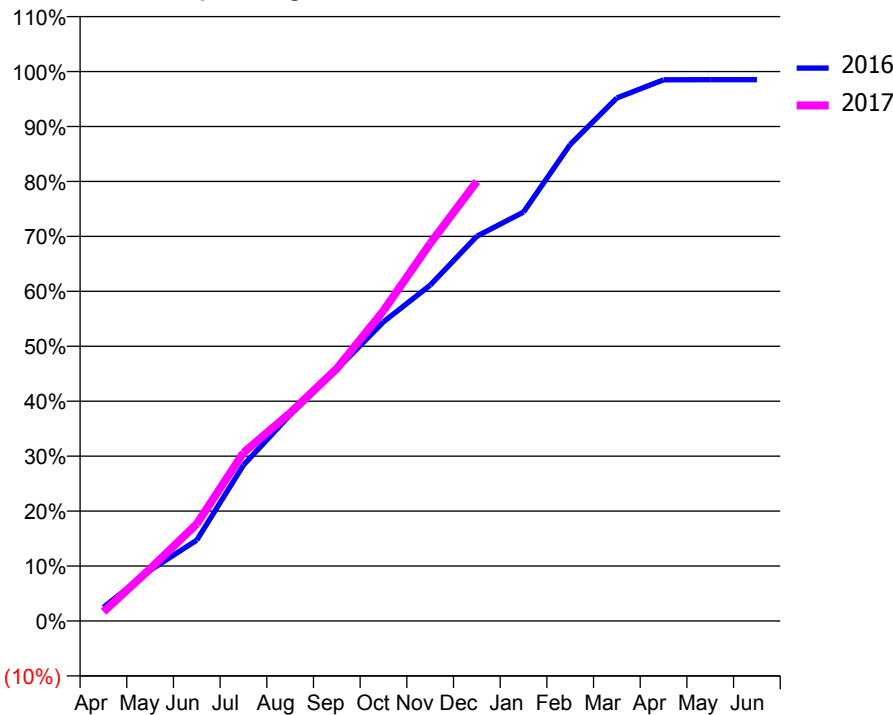
### ACCESS\*

Patients seen in 24 months	Total	Change since previous quarter
Quarter ending December 2015	9,661	
Quarter ending March 2016	9,134	↓
Quarter ending June 2016	9,146	→
Quarter ending September 2016	9,631	↑
Quarter ending December 2016	10,074	↑
<b>Variance since December 2015</b>	<b>4.3%</b>	<b>↑</b>



### ACTIVITY

Cumulative percentage of contracted UDA delivered 2016 & 2017



Month	Adjusted Scheduled Activity (UDA)	
	2016	2017
April	635	427
May	2,353	2,417
June	3,748	4,498
July	7,226	7,797
August	9,554	9,637
September	11,657	11,697
October	13,856	14,374
November	15,554	17,491
December	17,824	20,358
January	18,940	
February	22,069	
March	24,228	
April	25,068	
May	25,071	
June	25,074	

### QUALITY

	Quantity	Base Number	Contract	AT	Region	England
% of FP17s for the same patient ID Re-attending within 3 months - Children	110	2,066	5.3%	11.7%	13.4%	12.4%
% of FP17s for the same patient ID Re-attending within 3 months - Adults	961	7,647	12.6%	15.7%	17.3%	16.6%
% of FP17s for the same patient ID Re-attending between 3 & 9 months - Children	850	2,066	41.1%	57.3%	58.9%	57.5%
% of FP17s for the same patient ID Re-attending between 3 & 9 months - Adults	2,963	7,647	38.7%	52.2%	52.5%	50.4%
% of FP17s for Band 1 Urgent Courses	959	9,335	10.3%	8.3%	9.3%	9.1%
% of FP17s Relating to Free Repair or Replacements	47	9,335	0.5%	1.2%	1.0%	0.8%
% of FP17s Relating to Continuations	153	9,335	1.6%	1.6%	1.5%	1.3%
% of Patients satisfied with the dentistry they have received	22	24	91.7%	92.5%	93.1%	92.7%
% of Patients satisfied with the time they had to wait for an appointment	22	24	91.7%	90.6%	89.8%	88.8%

\* This is based on patients treated on this contract for their most recent course of treatment. Figures in italics indicate the base number of FP17s or Patient Questionnaire responses are less than 100. N/A is shown where the base number of responses is less than 10 during the period. % is calculated as Quantity/Base number\*100

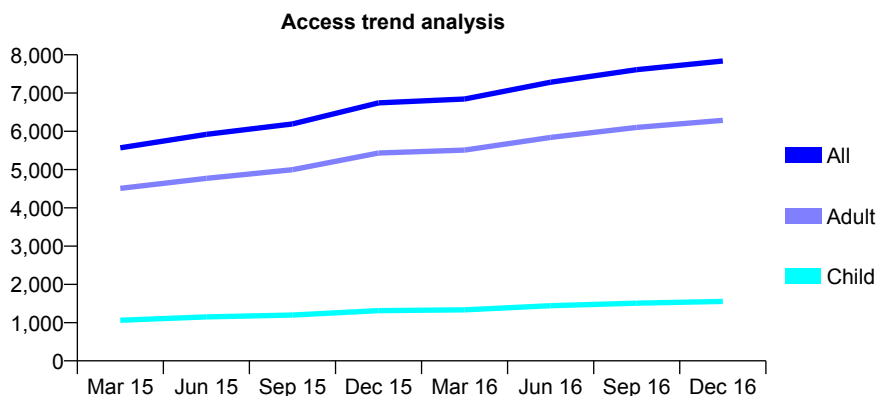
## Q49 - Vital Signs At a Glance Contract Report for 101338/0071 - December 2016

Name or company name	Whitecross Dental Care Limited
Contract type name	Pilot Contract
Purpose of contract	General
Contract start date	01/12/2008
Contract end date	

16/17 Contracted general activity (UDA)	24,295
Carry forward general activity (UDA)	0
16/17 Contracted orthodontic activity (UOA)	0
Carry forward orthodontic activity (UOA)	0
Baseline contract value	£538,629.82

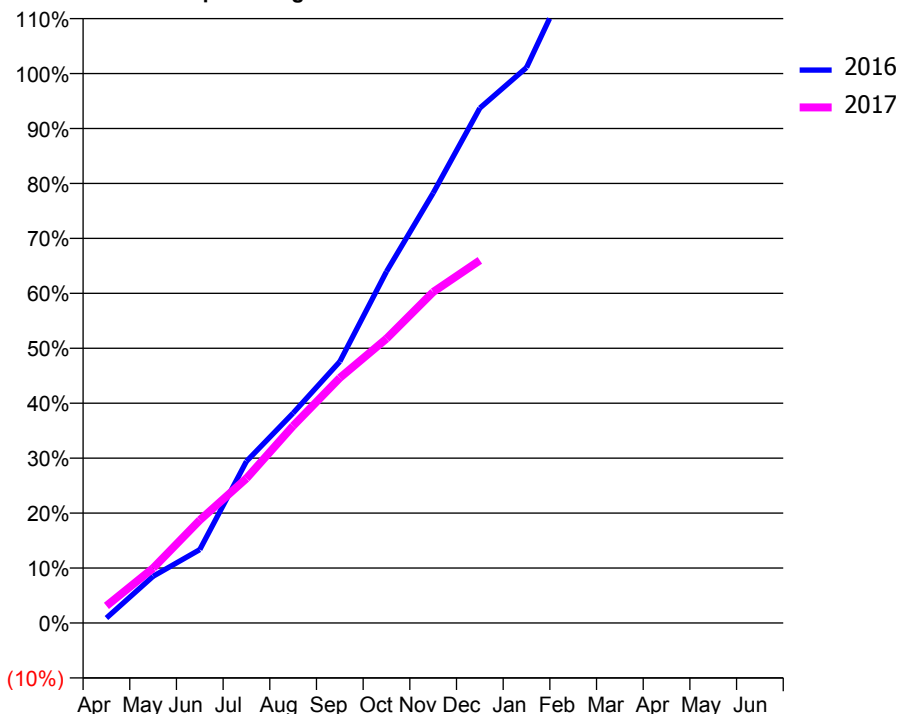
### ACCESS\*

Patients seen in 24 months	Total	Change since previous quarter
Quarter ending December 2015	6,745	
Quarter ending March 2016	6,843	→
Quarter ending June 2016	7,284	↑
Quarter ending September 2016	7,612	↑
Quarter ending December 2016	7,837	↑
<b>Variance since December 2015</b>	<b>16.2%</b>	<b>↑</b>



### ACTIVITY

Cumulative percentage of contracted UDA delivered 2016 & 2017



Month	Adjusted Scheduled Activity (UDA)	
	2016	2017
April	133	759
May	1,248	2,423
June	1,964	4,551
July	4,323	6,392
August	5,615	8,718
September	6,992	10,838
October	9,400	12,570
November	11,502	14,637
December	13,773	16,031
January	14,856	
February	17,499	
March	19,178	
April	19,835	
May	19,969	
June	20,945	

### QUALITY

	Quantity	Base Number	Contract	AT	Region	England
% of FP17s for the same patient ID Re-attending within 3 months - Children	85	1,891	4.5%	11.7%	13.4%	12.4%
% of FP17s for the same patient ID Re-attending within 3 months - Adults	726	7,033	10.3%	15.7%	17.3%	16.6%
% of FP17s for the same patient ID Re-attending between 3 & 9 months - Children	1,144	1,891	60.5%	57.3%	58.9%	57.5%
% of FP17s for the same patient ID Re-attending between 3 & 9 months - Adults	3,304	7,033	47.0%	52.2%	52.5%	50.4%
% of FP17s for Band 1 Urgent Courses	445	8,140	5.5%	8.3%	9.3%	9.1%
% of FP17s Relating to Free Repair or Replacements	113	8,140	1.4%	1.2%	1.0%	0.8%
% of FP17s Relating to Continuations	110	8,140	1.4%	1.6%	1.5%	1.3%
% of Patients satisfied with the dentistry they have received	6	8	N/A	92.5%	93.1%	92.7%
% of Patients satisfied with the time they had to wait for an appointment	4	8	N/A	90.6%	89.8%	88.8%

\* This is based on patients treated on this contract for their most recent course of treatment. Figures in italics indicate the base number of FP17s or Patient Questionnaire responses are less than 100. N/A is shown where the base number of responses is less than 10 during the period. % is calculated as Quantity/Base number\*100

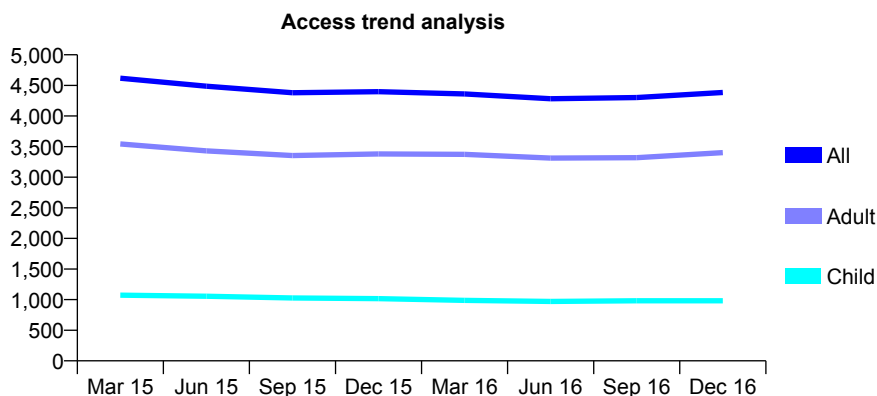
## Q49 - Vital Signs At a Glance Contract Report for 101435/0117 - December 2016

Name or company name	IDH Limited
Contract type name	GDS Contract
Purpose of contract	General
Contract start date	01/10/2008
Contract end date	

16/17 Contracted general activity (UDA)	13,000
Carry forward general activity (UDA)	44
16/17 Contracted orthodontic activity (UOA)	0
Carry forward orthodontic activity (UOA)	0
Baseline contract value	£319,540.00

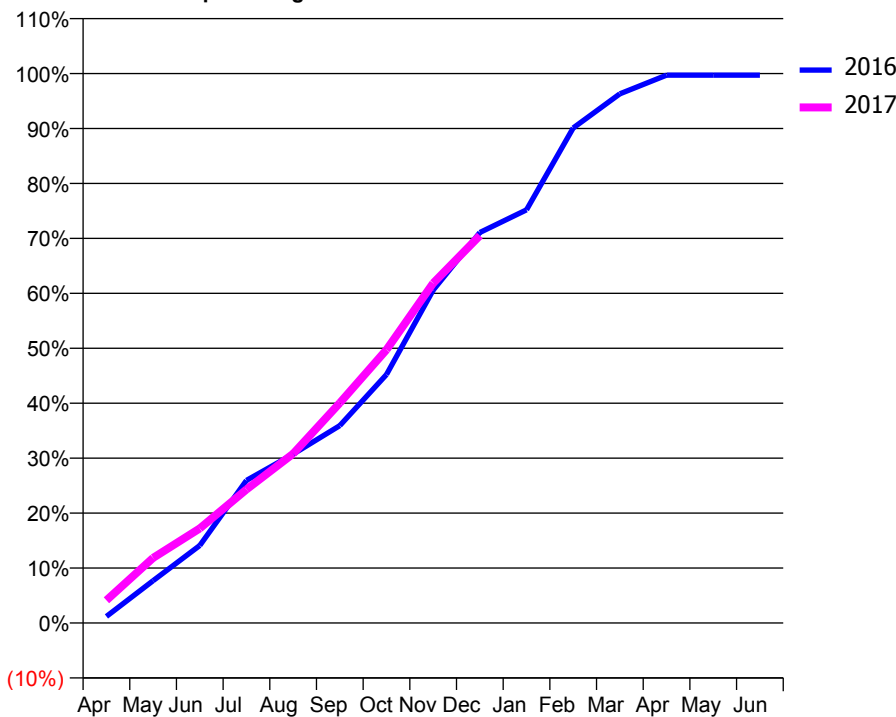
### ACCESS\*

Patients seen in 24 months	Total	Change since previous quarter
Quarter ending December 2015	4,397	
Quarter ending March 2016	4,361	→
Quarter ending June 2016	4,283	↓
Quarter ending September 2016	4,301	→
Quarter ending December 2016	4,384	→
<b>Variance since December 2015</b>	<b>(0.3%)</b>	<b>→</b>



### ACTIVITY

Cumulative percentage of contracted UDA delivered 2016 & 2017



Month	Adjusted Scheduled Activity (UDA)	
	2016	2017
April	181	539
May	1,154	1,541
June	2,118	2,238
July	3,893	3,161
August	4,608	4,005
September	5,388	5,208
October	6,783	6,467
November	9,086	8,039
December	10,658	9,166
January	11,277	
February	13,514	
March	14,445	
April	14,956	
May	14,956	
June	14,956	

### QUALITY

	Quantity	Base Number	Contract	AT	Region	England
% of FP17s for the same patient ID Re-attending within 3 months - Children	116	1,059	11.0%	11.7%	13.4%	12.4%
% of FP17s for the same patient ID Re-attending within 3 months - Adults	419	3,031	13.8%	15.7%	17.3%	16.6%
% of FP17s for the same patient ID Re-attending between 3 & 9 months - Children	544	1,059	51.4%	57.3%	58.9%	57.5%
% of FP17s for the same patient ID Re-attending between 3 & 9 months - Adults	1,326	3,031	43.7%	52.2%	52.5%	50.4%
% of FP17s for Band 1 Urgent Courses	376	3,889	9.7%	8.3%	9.3%	9.1%
% of FP17s Relating to Free Repair or Replacements	50	3,889	1.3%	1.2%	1.0%	0.8%
% of FP17s Relating to Continuations	92	3,889	2.4%	1.6%	1.5%	1.3%
% of Patients satisfied with the dentistry they have received	5	5	N/A	92.5%	93.1%	92.7%
% of Patients satisfied with the time they had to wait for an appointment	4	5	N/A	90.6%	89.8%	88.8%

\* This is based on patients treated on this contract for their most recent course of treatment. Figures in italics indicate the base number of FP17s or Patient Questionnaire responses are less than 100. N/A is shown where the base number of responses is less than 10 during the period. % is calculated as Quantity/Base number\*100

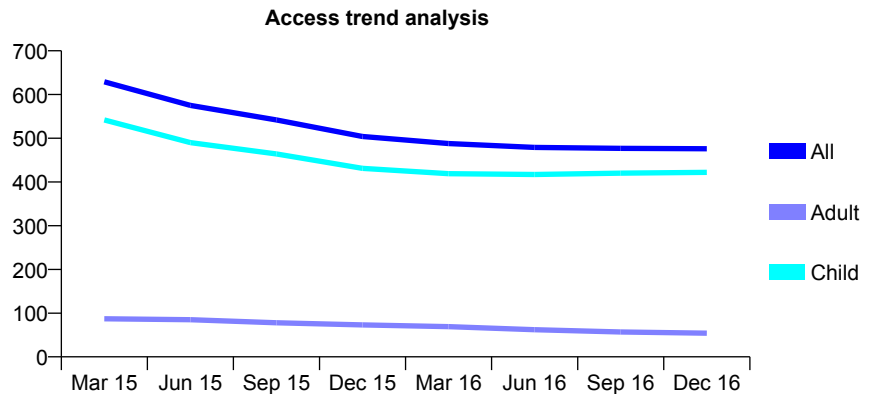
## Q49 - Vital Signs At a Glance Contract Report for 105953/0001 - December 2016

Name or company name	St Helen's Dental Practice Ltd
Contract type name	GDS Contract
Purpose of contract	General
Contract start date	01/05/2011
Contract end date	

16/17 Contracted general activity (UDA)	1,500
Carry forward general activity (UDA)	0
16/17 Contracted orthodontic activity (UOA)	0
Carry forward orthodontic activity (UOA)	0
Baseline contract value	£35,459.15

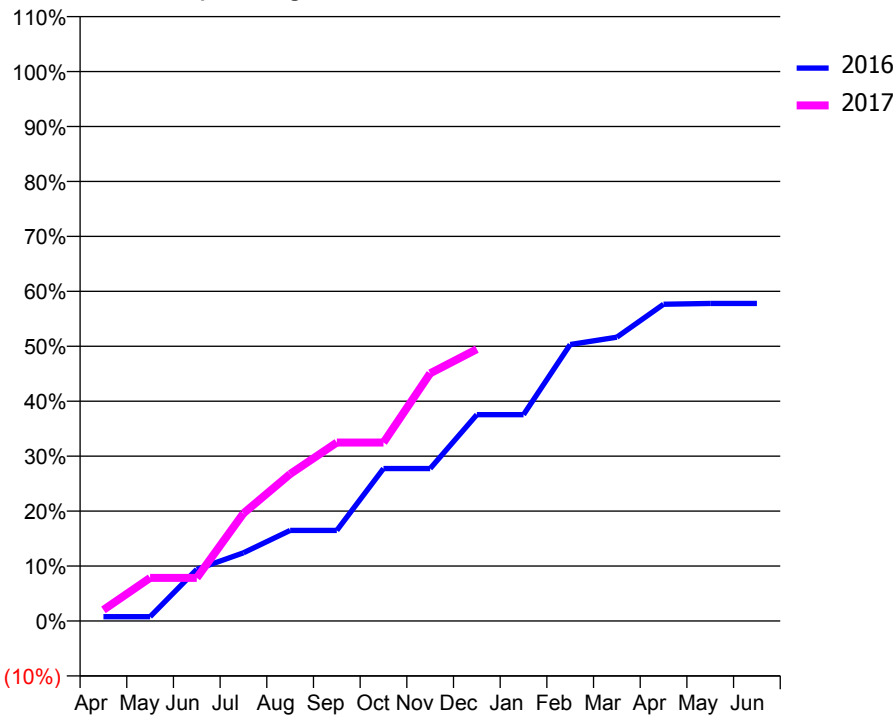
### ACCESS\*

Patients seen in 24 months	Total	Change since previous quarter
Quarter ending December 2015	504	
Quarter ending March 2016	488	↓
Quarter ending June 2016	479	↓
Quarter ending September 2016	477	→
Quarter ending December 2016	476	→
<b>Variance since December 2015</b>	<b>(5.6%)</b>	<b>↓</b>



### ACTIVITY

Cumulative percentage of contracted UDA delivered 2016 & 2017



Month	Adjusted Scheduled Activity (UDA)	
	2016	2017
April	12	30
May	12	118
June	141	118
July	186	294
August	247	401
September	247	487
October	416	487
November	416	676
December	563	742
January	563	
February	755	
March	775	
April	865	
May	867	
June	867	

### QUALITY

	Quantity	Base Number	Contract	AT	Region	England
% of FP17s for the same patient ID Re-attending within 3 months - Children	51	565	9.0%	11.7%	13.4%	12.4%
% of FP17s for the same patient ID Re-attending within 3 months - Adults	0	1	0.0%	15.7%	17.3%	16.6%
% of FP17s for the same patient ID Re-attending between 3 & 9 months - Children	271	565	48.0%	57.3%	58.9%	57.5%
% of FP17s for the same patient ID Re-attending between 3 & 9 months - Adults	0	1	0.0%	52.2%	52.5%	50.4%
% of FP17s for Band 1 Urgent Courses	11	498	2.2%	8.3%	9.3%	9.1%
% of FP17s Relating to Free Repair or Replacements	0	498	0.0%	1.2%	1.0%	0.8%
% of FP17s Relating to Continuations	3	498	0.6%	1.6%	1.5%	1.3%
% of Patients satisfied with the dentistry they have received	0	0	N/A	92.5%	93.1%	92.7%
% of Patients satisfied with the time they had to wait for an appointment	0	0	N/A	90.6%	89.8%	88.8%

\* This is based on patients treated on this contract for their most recent course of treatment. Figures in italics indicate the base number of FP17s or Patient Questionnaire responses are less than 100. N/A is shown where the base number of responses is less than 10 during the period. % is calculated as Quantity/Base number\*100



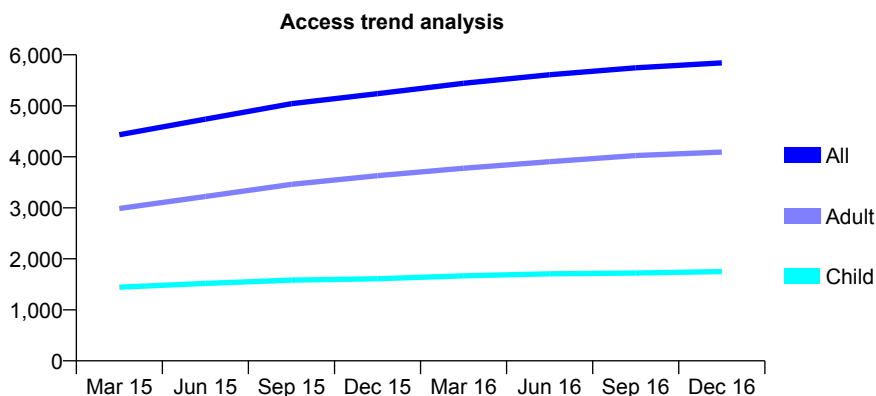
## Q49 - Vital Signs At a Glance Contract Report for 106453/0001 - December 2016

Name or company name	The Whitley Dental Clinic Partnership
Contract type name	GDS Contract
Purpose of contract	General
Contract start date	01/11/2013
Contract end date	

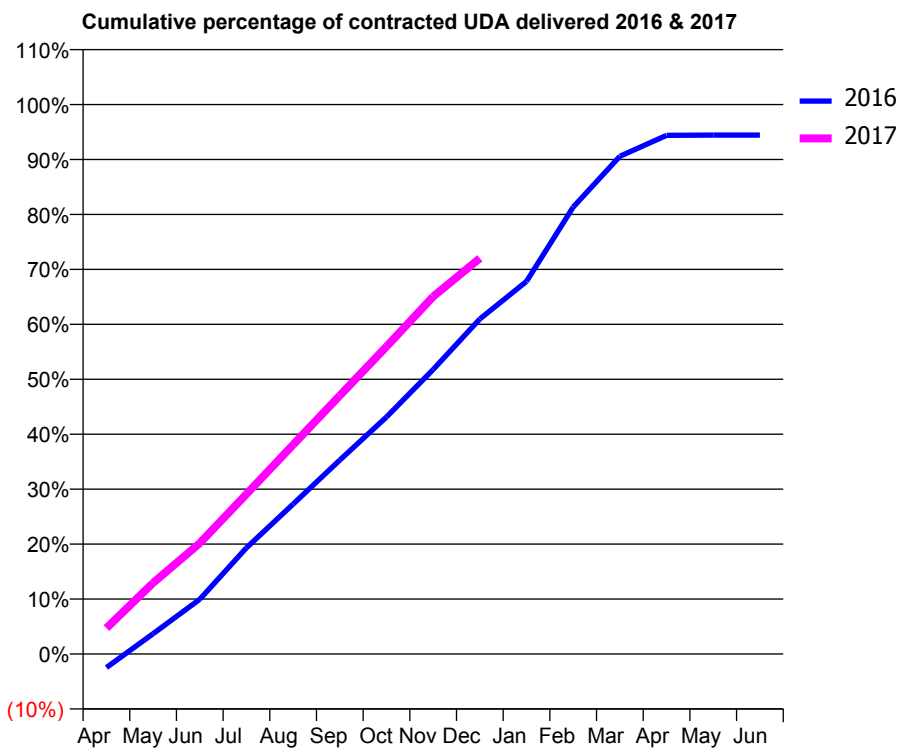
16/17 Contracted general activity (UDA)	13,279
Carry forward general activity (UDA)	0
16/17 Contracted orthodontic activity (UOA)	0
Carry forward orthodontic activity (UOA)	0
Baseline contract value	£322,766.28

### ACCESS\*

Patients seen in 24 months	Total	Change since previous quarter
Quarter ending December 2015	5,239	
Quarter ending March 2016	5,443	↑
Quarter ending June 2016	5,610	↑
Quarter ending September 2016	5,746	↑
Quarter ending December 2016	5,843	→
<b>Variance since December 2015</b>	<b>11.5%</b>	<b>↑</b>



### ACTIVITY



Month	Adjusted Scheduled Activity (UDA)	
	2016	2017
April	-330	628
May	490	1,720
June	1,322	2,681
July	2,568	3,865
August	3,622	5,056
September	4,686	6,246
October	5,729	7,430
November	6,875	8,637
December	8,097	9,562
January	9,004	
February	10,801	
March	12,027	
April	12,534	
May	12,541	
June	12,540	

### QUALITY

	Quantity	Base Number	Contract	AT	Region	England
% of FP17s for the same patient ID Re-attending within 3 months - Children	172	1,855	9.3%	11.7%	13.4%	12.4%
% of FP17s for the same patient ID Re-attending within 3 months - Adults	771	4,185	18.4%	15.7%	17.3%	16.6%
% of FP17s for the same patient ID Re-attending between 3 & 9 months - Children	1,021	1,855	55.0%	57.3%	58.9%	57.5%
% of FP17s for the same patient ID Re-attending between 3 & 9 months - Adults	2,159	4,185	51.6%	52.2%	52.5%	50.4%
% of FP17s for Band 1 Urgent Courses	581	5,411	10.7%	8.3%	9.3%	9.1%
% of FP17s Relating to Free Repair or Replacements	56	5,411	1.0%	1.2%	1.0%	0.8%
% of FP17s Relating to Continuations	38	5,411	0.7%	1.6%	1.5%	1.3%
% of Patients satisfied with the dentistry they have received	9	10	90.0%	92.5%	93.1%	92.7%
% of Patients satisfied with the time they had to wait for an appointment	10	10	100.0%	90.6%	89.8%	88.8%

\* This is based on patients treated on this contract for their most recent course of treatment. Figures in italics indicate the base number of FP17s or Patient Questionnaire responses are less than 100. N/A is shown where the base number of responses is less than 10 during the period. % is calculated as Quantity/Base number\*100

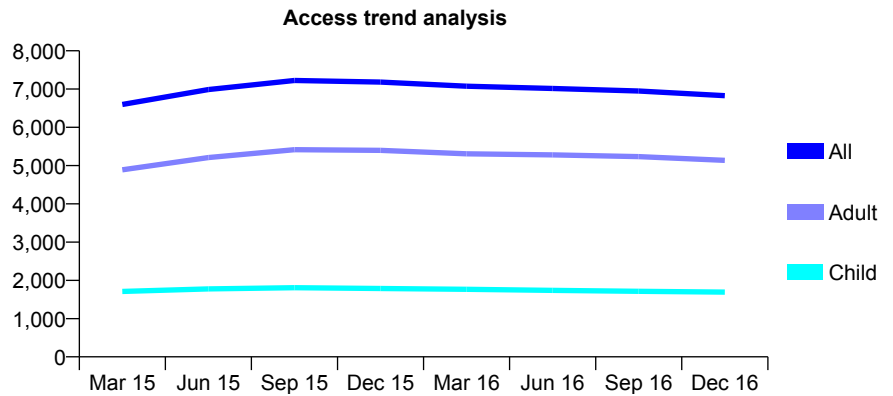
## Q49 - Vital Signs At a Glance Contract Report for 109193/0001 - December 2016

Name or company name	Browns <sub>2</sub> Dental Surgery
Contract type name	GDS Contract
Purpose of contract	General
Contract start date	09/10/2013
Contract end date	

16/17 Contracted general activity (UDA)	20,354
Carry forward general activity (UDA)	0
16/17 Contracted orthodontic activity (UOA)	0
Carry forward orthodontic activity (UOA)	0
Baseline contract value	£540,081.45

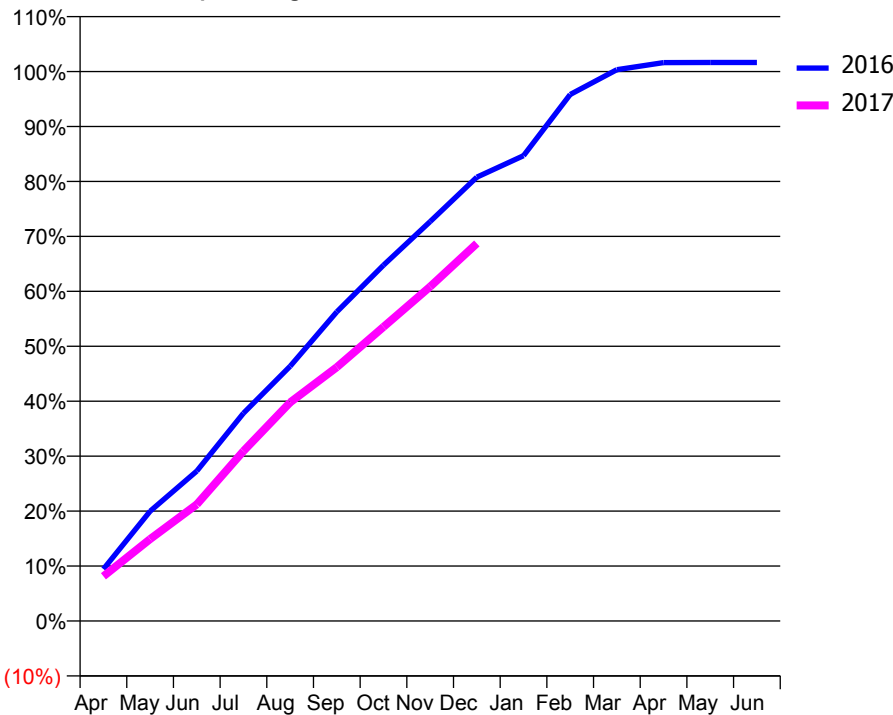
### ACCESS\*

Patients seen in 24 months	Total	Change since previous quarter
Quarter ending December 2015	7,184	
Quarter ending March 2016	7,074	↓
Quarter ending June 2016	7,014	→
Quarter ending September 2016	6,949	→
Quarter ending December 2016	6,827	↓
<b>Variance since December 2015</b>	<b>(5.0%)</b>	<b>↓</b>



### ACTIVITY

Cumulative percentage of contracted UDA delivered 2016 & 2017



Month	Adjusted Scheduled Activity (UDA)	
	2016	2017
April	1,924	1,657
May	4,068	3,033
June	5,557	4,317
July	7,700	6,294
August	9,436	8,099
September	11,452	9,400
October	13,179	10,894
November	14,797	12,384
December	16,442	13,986
January	17,235	
February	19,505	
March	20,421	
April	20,686	
May	20,689	
June	20,689	

### QUALITY

	Quantity	Base Number	Contract	AT	Region	England
% of FP17s for the same patient ID Re-attending within 3 months - Children	128	1,649	7.8%	11.7%	13.4%	12.4%
% of FP17s for the same patient ID Re-attending within 3 months - Adults	791	4,893	16.2%	15.7%	17.3%	16.6%
% of FP17s for the same patient ID Re-attending between 3 & 9 months - Children	814	1,649	49.4%	57.3%	58.9%	57.5%
% of FP17s for the same patient ID Re-attending between 3 & 9 months - Adults	2,245	4,893	45.9%	52.2%	52.5%	50.4%
% of FP17s for Band 1 Urgent Courses	533	6,340	8.4%	8.3%	9.3%	9.1%
% of FP17s Relating to Free Repair or Replacements	61	6,340	1.0%	1.2%	1.0%	0.8%
% of FP17s Relating to Continuations	204	6,340	3.2%	1.6%	1.5%	1.3%
% of Patients satisfied with the dentistry they have received	6	7	N/A	92.5%	93.1%	92.7%
% of Patients satisfied with the time they had to wait for an appointment	6	7	N/A	90.6%	89.8%	88.8%

\* This is based on patients treated on this contract for their most recent course of treatment. Figures in italics indicate the base number of FP17s or Patient Questionnaire responses are less than 100. N/A is shown where the base number of responses is less than 10 during the period. % is calculated as Quantity/Base number\*100

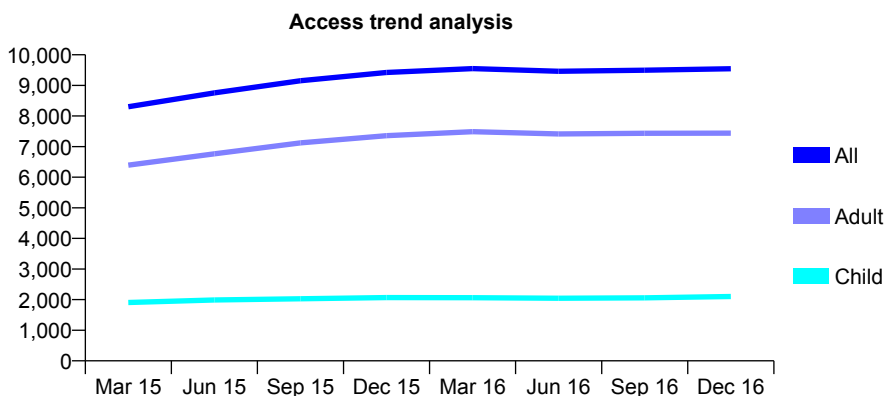
## Q49 - Vital Signs At a Glance Contract Report for 109290/0001 - December 2016

Name or company name	Kenton Park Dental Practice Partnership
Contract type name	GDS Contract
Purpose of contract	General
Contract start date	01/08/2013
Contract end date	

16/17 Contracted general activity (UDA)	29,318
Carry forward general activity (UDA)	0
16/17 Contracted orthodontic activity (UOA)	0
Carry forward orthodontic activity (UOA)	0
Baseline contract value	£746,373.09

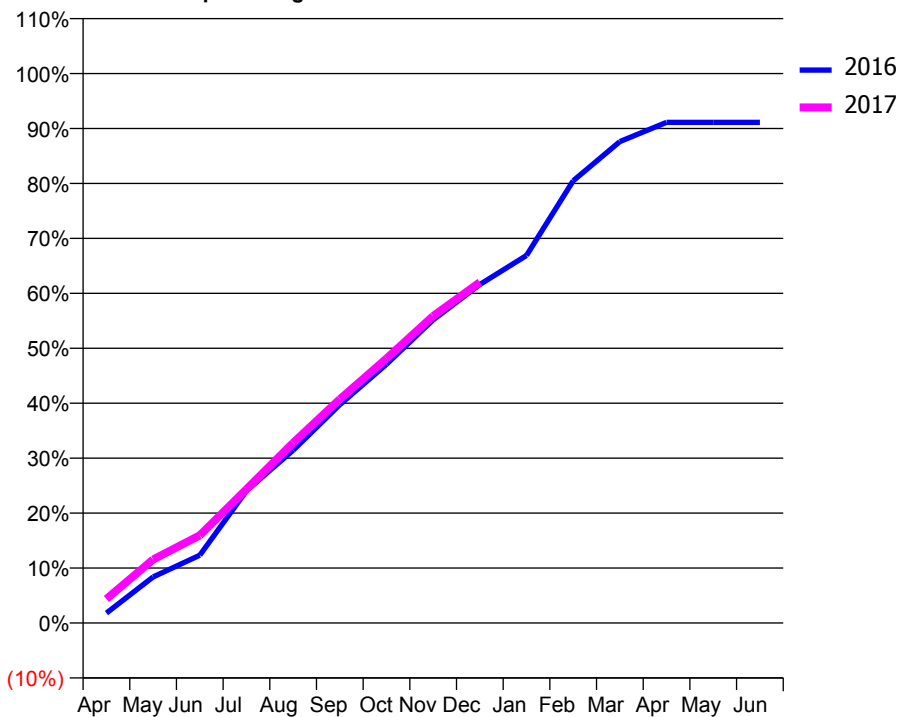
### ACCESS\*

Patients seen in 24 months	Total	Change since previous quarter
Quarter ending December 2015	9,424	
Quarter ending March 2016	9,549	→
Quarter ending June 2016	9,461	→
Quarter ending September 2016	9,498	→
Quarter ending December 2016	9,543	→
<b>Variance since December 2015</b>	<b>1.3%</b>	<b>→</b>



### ACTIVITY

Cumulative percentage of contracted UDA delivered 2016 & 2017



Month	Adjusted Scheduled Activity (UDA)	
	2016	2017
April	529	1,285
May	2,458	3,392
June	3,619	4,680
July	7,053	7,141
August	9,219	9,617
September	11,647	11,942
October	13,804	14,113
November	16,174	16,379
December	18,063	18,182
January	19,612	
February	23,595	
March	25,687	
April	26,714	
May	26,713	
June	26,712	

### QUALITY

	Quantity	Base Number	Contract	AT	Region	England
% of FP17s for the same patient ID Re-attending within 3 months - Children	156	2,226	7.0%	11.7%	13.4%	12.4%
% of FP17s for the same patient ID Re-attending within 3 months - Adults	1,118	7,801	14.3%	15.7%	17.3%	16.6%
% of FP17s for the same patient ID Re-attending between 3 & 9 months - Children	1,365	2,226	61.3%	57.3%	58.9%	57.5%
% of FP17s for the same patient ID Re-attending between 3 & 9 months - Adults	4,625	7,801	59.3%	52.2%	52.5%	50.4%
% of FP17s for Band 1 Urgent Courses	755	9,495	8.0%	8.3%	9.3%	9.1%
% of FP17s Relating to Free Repair or Replacements	166	9,495	1.7%	1.2%	1.0%	0.8%
% of FP17s Relating to Continuations	172	9,495	1.8%	1.6%	1.5%	1.3%
% of Patients satisfied with the dentistry they have received	21	22	95.5%	92.5%	93.1%	92.7%
% of Patients satisfied with the time they had to wait for an appointment	20	22	90.9%	90.6%	89.8%	88.8%

\* This is based on patients treated on this contract for their most recent course of treatment. Figures in italics indicate the base number of FP17s or Patient Questionnaire responses are less than 100. N/A is shown where the base number of responses is less than 10 during the period. % is calculated as Quantity/Base number\*100

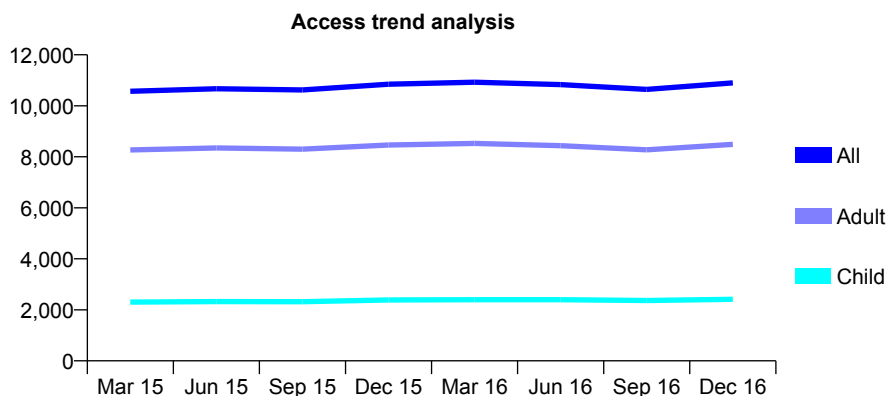
## Q49 - Vital Signs At a Glance Contract Report for 109401/0002 - December 2016

Name or company name	ASDP Ltd
Contract type name	GDS Contract
Purpose of contract	General
Contract start date	01/05/2009
Contract end date	

16/17 Contracted general activity (UDA)	32,775
Carry forward general activity (UDA)	1,016
16/17 Contracted orthodontic activity (UOA)	0
Carry forward orthodontic activity (UOA)	0
Baseline contract value	£782,190.14

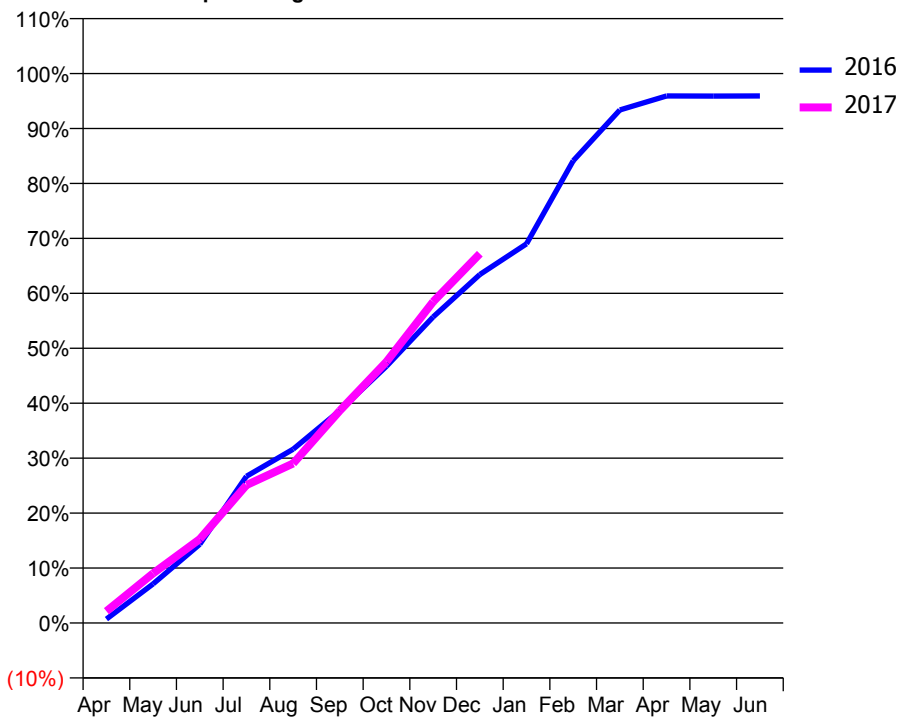
### ACCESS\*

Patients seen in 24 months	Total	Change since previous quarter
Quarter ending December 2015	10,848	
Quarter ending March 2016	10,926	→
Quarter ending June 2016	10,832	→
Quarter ending September 2016	10,642	↓
Quarter ending December 2016	10,900	↑
<b>Variance since December 2015</b>	<b>0.5%</b>	<b>→</b>



### ACTIVITY

Cumulative percentage of contracted UDA delivered 2016 & 2017



Month	Adjusted Scheduled Activity (UDA)	
	2016	2017
April	238	706
May	2,338	2,962
June	4,693	5,004
July	8,756	8,231
August	10,367	9,516
September	12,671	12,663
October	15,318	15,586
November	18,255	19,166
December	20,788	22,024
January	22,616	
February	27,569	
March	30,604	
April	31,432	
May	31,431	
June	31,437	

### QUALITY

	Quantity	Base Number	Contract	AT	Region	England
% of FP17s for the same patient ID Re-attending within 3 months - Children	114	2,515	4.5%	11.7%	13.4%	12.4%
% of FP17s for the same patient ID Re-attending within 3 months - Adults	919	7,996	11.5%	15.7%	17.3%	16.6%
% of FP17s for the same patient ID Re-attending between 3 & 9 months - Children	1,411	2,515	56.1%	57.3%	58.9%	57.5%
% of FP17s for the same patient ID Re-attending between 3 & 9 months - Adults	3,741	7,996	46.8%	52.2%	52.5%	50.4%
% of FP17s for Band 1 Urgent Courses	792	10,165	7.8%	8.3%	9.3%	9.1%
% of FP17s Relating to Free Repair or Replacements	53	10,165	0.5%	1.2%	1.0%	0.8%
% of FP17s Relating to Continuations	156	10,165	1.5%	1.6%	1.5%	1.3%
% of Patients satisfied with the dentistry they have received	11	13	84.6%	92.5%	93.1%	92.7%
% of Patients satisfied with the time they had to wait for an appointment	12	13	92.3%	90.6%	89.8%	88.8%

\* This is based on patients treated on this contract for their most recent course of treatment. Figures in italics indicate the base number of FP17s or Patient Questionnaire responses are less than 100. N/A is shown where the base number of responses is less than 10 during the period. % is calculated as Quantity/Base number\*100

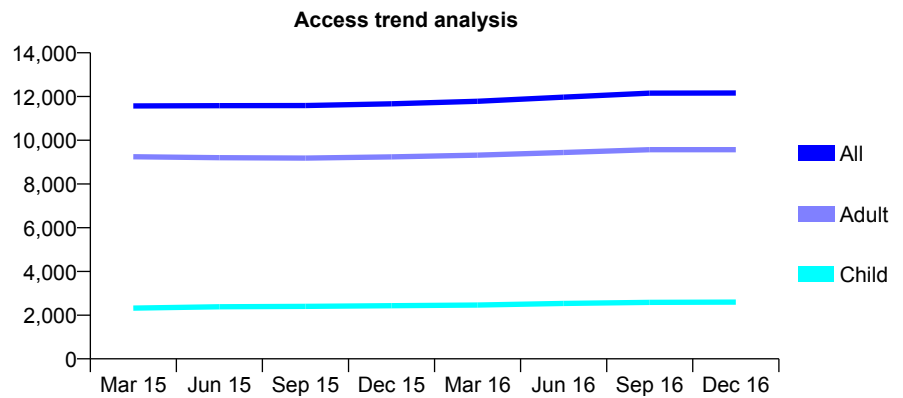
## Q49 - Vital Signs At a Glance Contract Report for 116521/0001 - December 2016

Name or company name	Central Dental Practice
Contract type name	GDS Contract
Purpose of contract	General
Contract start date	01/04/2010
Contract end date	

16/17 Contracted general activity (UDA)	37,500
Carry forward general activity (UDA)	838
16/17 Contracted orthodontic activity (UOA)	0
Carry forward orthodontic activity (UOA)	0
Baseline contract value	£886,654.63

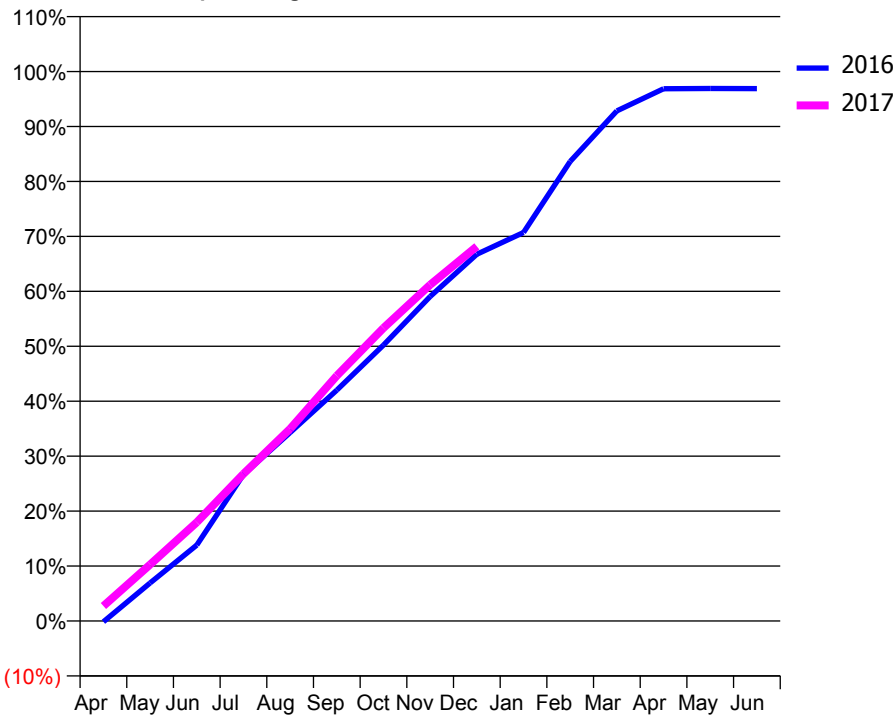
### ACCESS\*

Patients seen in 24 months	Total	Change since previous quarter
Quarter ending December 2015	11,667	
Quarter ending March 2016	11,783	→
Quarter ending June 2016	11,970	→
Quarter ending September 2016	12,153	→
Quarter ending December 2016	12,161	→
<b>Variance since December 2015</b>	<b>4.2%</b>	<b>↑</b>



### ACTIVITY

Cumulative percentage of contracted UDA delivered 2016 & 2017



Month	Adjusted Scheduled Activity (UDA)	
	2016	2017
April	-61	1,021
May	2,595	3,851
June	5,186	6,737
July	9,996	10,041
August	12,859	13,115
September	15,755	16,736
October	18,837	19,993
November	22,145	22,947
December	25,032	25,568
January	26,518	
February	31,360	
March	34,816	
April	36,321	
May	36,337	
June	36,332	

### QUALITY

	Quantity	Base Number	Contract	AT	Region	England
% of FP17s for the same patient ID Re-attending within 3 months - Children	254	2,752	9.2%	11.7%	13.4%	12.4%
% of FP17s for the same patient ID Re-attending within 3 months - Adults	1,149	8,620	13.3%	15.7%	17.3%	16.6%
% of FP17s for the same patient ID Re-attending between 3 & 9 months - Children	1,459	2,752	53.0%	57.3%	58.9%	57.5%
% of FP17s for the same patient ID Re-attending between 3 & 9 months - Adults	3,901	8,620	45.3%	52.2%	52.5%	50.4%
% of FP17s for Band 1 Urgent Courses	1,564	10,777	14.5%	8.3%	9.3%	9.1%
% of FP17s Relating to Free Repair or Replacements	90	10,777	0.8%	1.2%	1.0%	0.8%
% of FP17s Relating to Continuations	181	10,777	1.7%	1.6%	1.5%	1.3%
% of Patients satisfied with the dentistry they have received	14	14	100.0%	92.5%	93.1%	92.7%
% of Patients satisfied with the time they had to wait for an appointment	12	14	85.7%	90.6%	89.8%	88.8%

\* This is based on patients treated on this contract for their most recent course of treatment. Figures in italics indicate the base number of FP17s or Patient Questionnaire responses are less than 100. N/A is shown where the base number of responses is less than 10 during the period. % is calculated as Quantity/Base number\*100

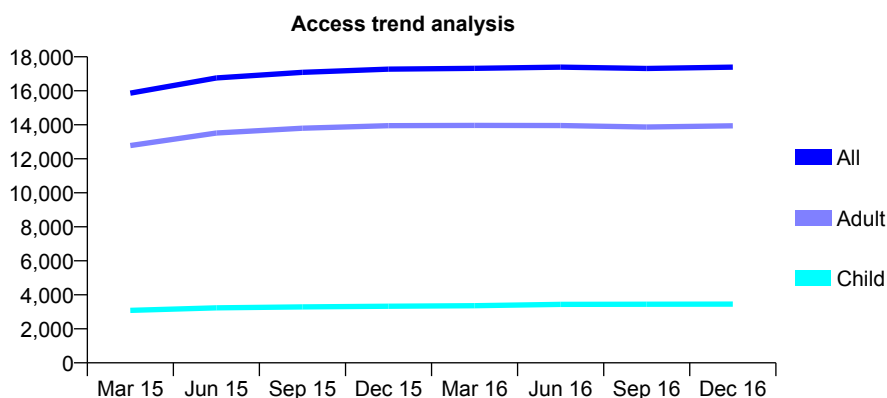
## Q49 - Vital Signs At a Glance Contract Report for 116998/0001 - December 2016

Name or company name	The Cowpen and Waterloo Dental Practice
Contract type name	GDS Contract
Purpose of contract	General
Contract start date	30/07/2013
Contract end date	

16/17 Contracted general activity (UDA)	61,155
Carry forward general activity (UDA)	0
16/17 Contracted orthodontic activity (UOA)	0
Carry forward orthodontic activity (UOA)	0
Baseline contract value	£1,872,044.02

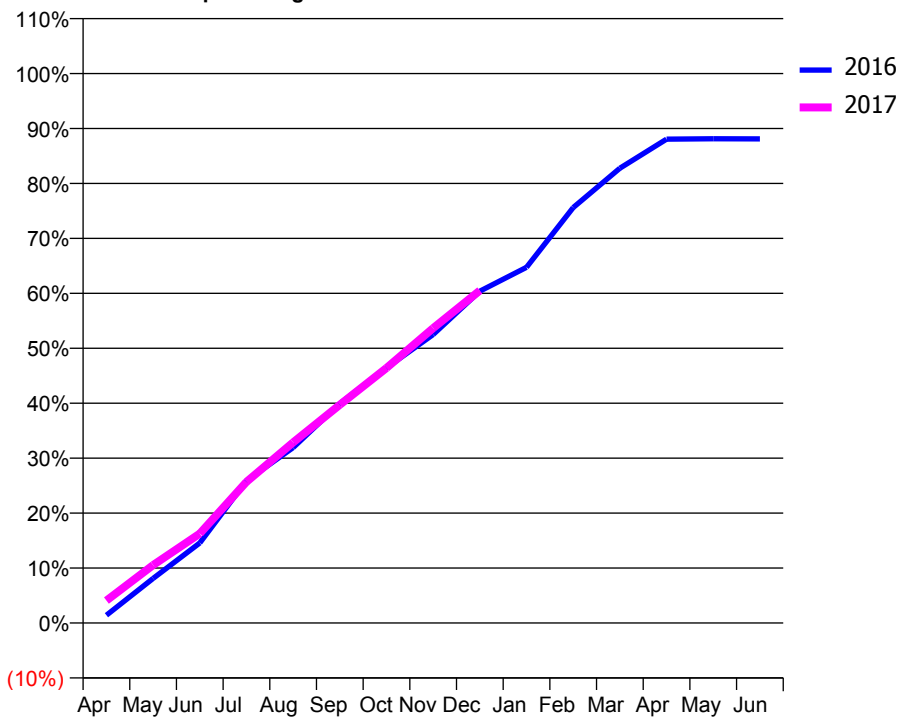
### ACCESS\*

Patients seen in 24 months	Total	Change since previous quarter
Quarter ending December 2015	17,276	
Quarter ending March 2016	17,322	→
Quarter ending June 2016	17,396	→
Quarter ending September 2016	17,312	→
Quarter ending December 2016	17,391	→
<b>Variance since December 2015</b>	<b>0.7%</b>	<b>→</b>



### ACTIVITY

Cumulative percentage of contracted UDA delivered 2016 & 2017



Month	Adjusted Scheduled Activity (UDA)	
	2016	2017
April	869	2,498
May	4,971	6,443
June	8,918	9,954
July	15,830	15,709
August	19,518	20,101
September	24,424	24,281
October	28,400	28,383
November	32,105	32,818
December	36,927	37,011
January	39,580	
February	46,240	
March	50,606	
April	53,846	
May	53,894	
June	53,878	

### QUALITY

	Quantity	Base Number	Contract	AT	Region	England
% of FP17s for the same patient ID Re-attending within 3 months - Children	266	3,740	7.1%	11.7%	13.4%	12.4%
% of FP17s for the same patient ID Re-attending within 3 months - Adults	1,891	14,400	13.1%	15.7%	17.3%	16.6%
% of FP17s for the same patient ID Re-attending between 3 & 9 months - Children	1,994	3,740	53.3%	57.3%	58.9%	57.5%
% of FP17s for the same patient ID Re-attending between 3 & 9 months - Adults	7,965	14,400	55.3%	52.2%	52.5%	50.4%
% of FP17s for Band 1 Urgent Courses	1,302	16,605	7.8%	8.3%	9.3%	9.1%
% of FP17s Relating to Free Repair or Replacements	224	16,605	1.3%	1.2%	1.0%	0.8%
% of FP17s Relating to Continuations	265	16,605	1.6%	1.6%	1.5%	1.3%
% of Patients satisfied with the dentistry they have received	16	18	88.9%	92.5%	93.1%	92.7%
% of Patients satisfied with the time they had to wait for an appointment	15	18	83.3%	90.6%	89.8%	88.8%

\* This is based on patients treated on this contract for their most recent course of treatment. Figures in italics indicate the base number of FP17s or Patient Questionnaire responses are less than 100. N/A is shown where the base number of responses is less than 10 during the period. % is calculated as Quantity/Base number\*100

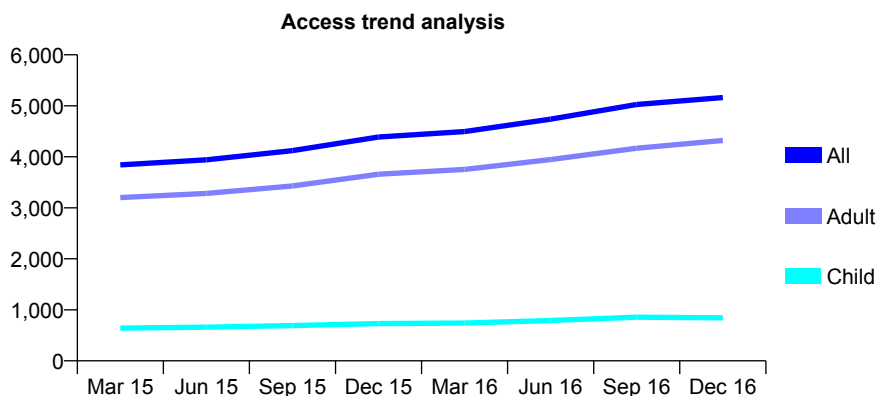
## Q49 - Vital Signs At a Glance Contract Report for 118060/0023 - December 2016

Name or company name	Genix Healthcare Ltd
Contract type name	PDS Plus Contract
Purpose of contract	General
Contract start date	25/08/2010
Contract end date	25/10/2017

16/17 Contracted general activity (UDA)	20,000
Carry forward general activity (UDA)	0
16/17 Contracted orthodontic activity (UOA)	0
Carry forward orthodontic activity (UOA)	0
Baseline contract value	£294,787.39

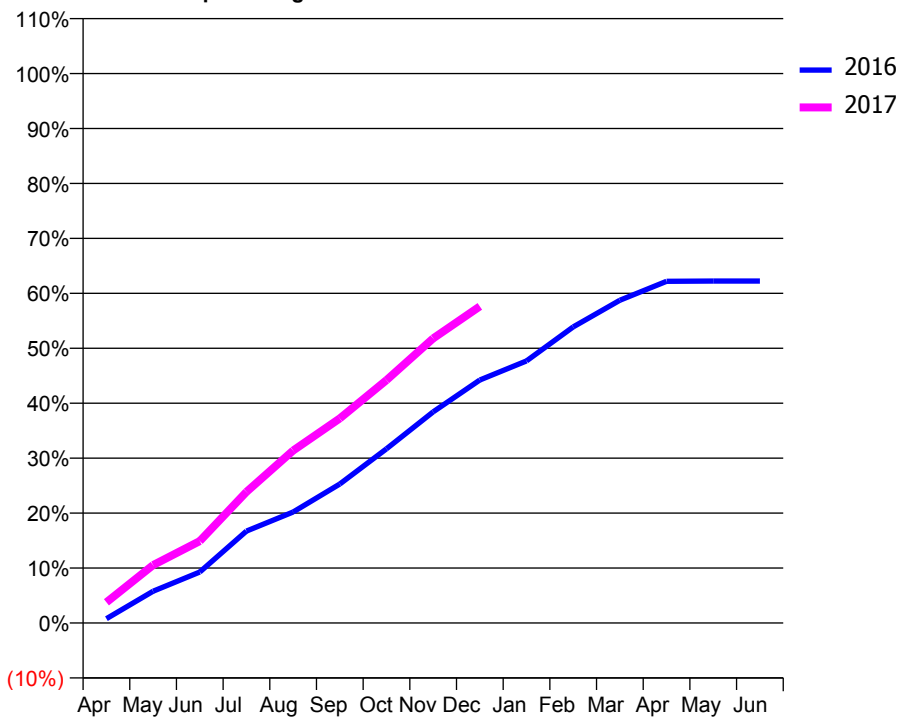
### ACCESS\*

Patients seen in 24 months	Total	Change since previous quarter
Quarter ending December 2015	4,389	
Quarter ending March 2016	4,495	↑
Quarter ending June 2016	4,738	↑
Quarter ending September 2016	5,025	↑
Quarter ending December 2016	5,162	↑
<b>Variance since December 2015</b>	<b>17.6%</b>	<b>↑</b>



### ACTIVITY

Cumulative percentage of contracted UDA delivered 2016 & 2017



Month	Adjusted Scheduled Activity (UDA)	
	2016	2017
April	156	755
May	1,155	2,110
June	1,854	2,984
July	3,345	4,774
August	4,042	6,276
September	5,060	7,446
October	6,339	8,841
November	7,683	10,362
December	8,843	11,526
January	9,539	
February	10,779	
March	11,750	
April	12,437	
May	12,446	
June	12,446	

### QUALITY

	Quantity	Base Number	Contract	AT	Region	England
% of FP17s for the same patient ID Re-attending within 3 months - Children	45	990	4.5%	11.7%	13.4%	12.4%
% of FP17s for the same patient ID Re-attending within 3 months - Adults	555	4,953	11.2%	15.7%	17.3%	16.6%
% of FP17s for the same patient ID Re-attending between 3 & 9 months - Children	553	990	55.9%	57.3%	58.9%	57.5%
% of FP17s for the same patient ID Re-attending between 3 & 9 months - Adults	2,663	4,953	53.8%	52.2%	52.5%	50.4%
% of FP17s for Band 1 Urgent Courses	361	5,573	6.5%	8.3%	9.3%	9.1%
% of FP17s Relating to Free Repair or Replacements	58	5,573	1.0%	1.2%	1.0%	0.8%
% of FP17s Relating to Continuations	43	5,573	0.8%	1.6%	1.5%	1.3%
% of Patients satisfied with the dentistry they have received	13	13	100.0%	92.5%	93.1%	92.7%
% of Patients satisfied with the time they had to wait for an appointment	13	13	100.0%	90.6%	89.8%	88.8%

\* This is based on patients treated on this contract for their most recent course of treatment. Figures in italics indicate the base number of FP17s or Patient Questionnaire responses are less than 100. N/A is shown where the base number of responses is less than 10 during the period. % is calculated as Quantity/Base number\*100



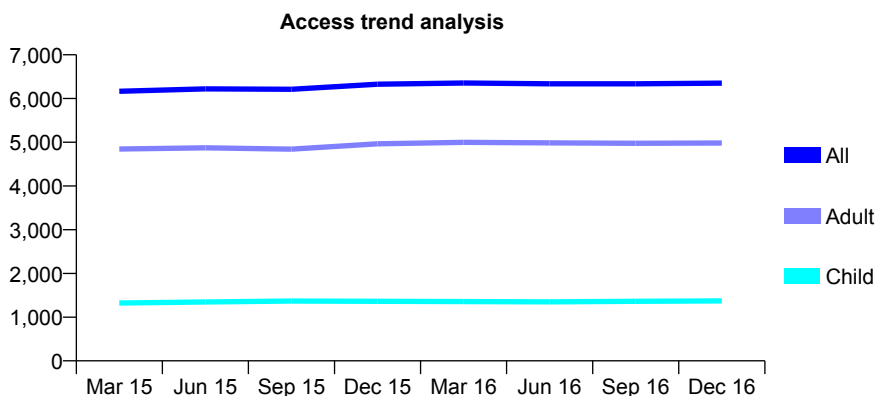
## Q49 - Vital Signs At a Glance Contract Report for 118060/0024 - December 2016

Name or company name	Genix Healthcare Ltd
Contract type name	PDS Plus Contract
Purpose of contract	General
Contract start date	25/08/2010
Contract end date	25/08/2017

16/17 Contracted general activity (UDA)	20,000
Carry forward general activity (UDA)	0
16/17 Contracted orthodontic activity (UOA)	0
Carry forward orthodontic activity (UOA)	0
Baseline contract value	£292,738.22

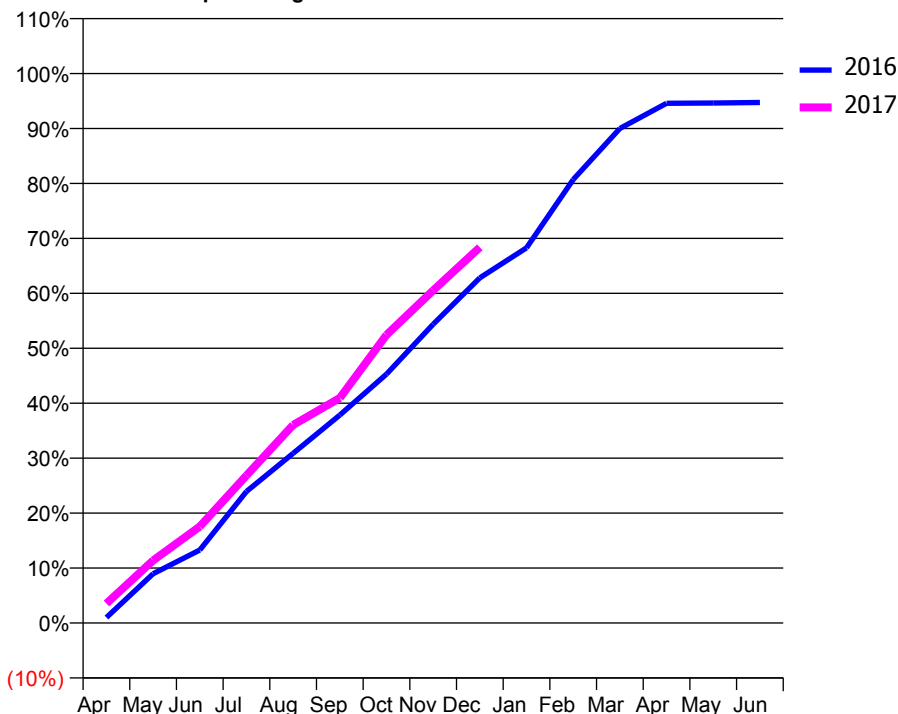
### ACCESS\*

Patients seen in 24 months	Total	Change since previous quarter
Quarter ending December 2015	6,326	
Quarter ending March 2016	6,355	→
Quarter ending June 2016	6,337	→
Quarter ending September 2016	6,338	→
Quarter ending December 2016	6,352	→
<b>Variance since December 2015</b>	<b>0.4%</b>	<b>→</b>



### ACTIVITY

Cumulative percentage of contracted UDA delivered 2016 & 2017



Month	Adjusted Scheduled Activity (UDA)	
	2016	2017
April	203	713
May	1,793	2,280
June	2,659	3,512
July	4,788	5,370
August	6,174	7,209
September	7,569	8,189
October	9,058	10,486
November	10,874	12,105
December	12,564	13,675
January	13,656	
February	16,142	
March	17,999	
April	18,918	
May	18,928	
June	18,943	

### QUALITY

	Quantity	Base Number	Contract	AT	Region	England
% of FP17s for the same patient ID Re-attending within 3 months - Children	71	1,431	5.0%	11.7%	13.4%	12.4%
% of FP17s for the same patient ID Re-attending within 3 months - Adults	559	4,766	11.7%	15.7%	17.3%	16.6%
% of FP17s for the same patient ID Re-attending between 3 & 9 months - Children	933	1,431	65.2%	57.3%	58.9%	57.5%
% of FP17s for the same patient ID Re-attending between 3 & 9 months - Adults	2,714	4,766	56.9%	52.2%	52.5%	50.4%
% of FP17s for Band 1 Urgent Courses	133	5,800	2.3%	8.3%	9.3%	9.1%
% of FP17s Relating to Free Repair or Replacements	79	5,800	1.4%	1.2%	1.0%	0.8%
% of FP17s Relating to Continuations	53	5,800	0.9%	1.6%	1.5%	1.3%
% of Patients satisfied with the dentistry they have received	12	15	80.0%	92.5%	93.1%	92.7%
% of Patients satisfied with the time they had to wait for an appointment	14	15	93.3%	90.6%	89.8%	88.8%

\* This is based on patients treated on this contract for their most recent course of treatment. Figures in italics indicate the base number of FP17s or Patient Questionnaire responses are less than 100. N/A is shown where the base number of responses is less than 10 during the period. % is calculated as Quantity/Base number\*100

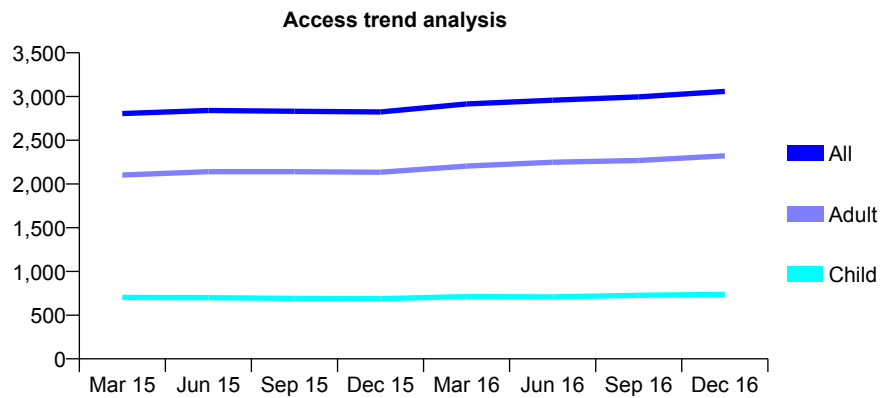
## Q49 - Vital Signs At a Glance Contract Report for 122181/0001 - December 2016

Name or company name	Sedbergh Dental Practice
Contract type name	GDS Contract
Purpose of contract	General
Contract start date	01/04/2010
Contract end date	

16/17 Contracted general activity (UDA)	8,754
Carry forward general activity (UDA)	0
16/17 Contracted orthodontic activity (UOA)	0
Carry forward orthodontic activity (UOA)	0
Baseline contract value	£219,013.35

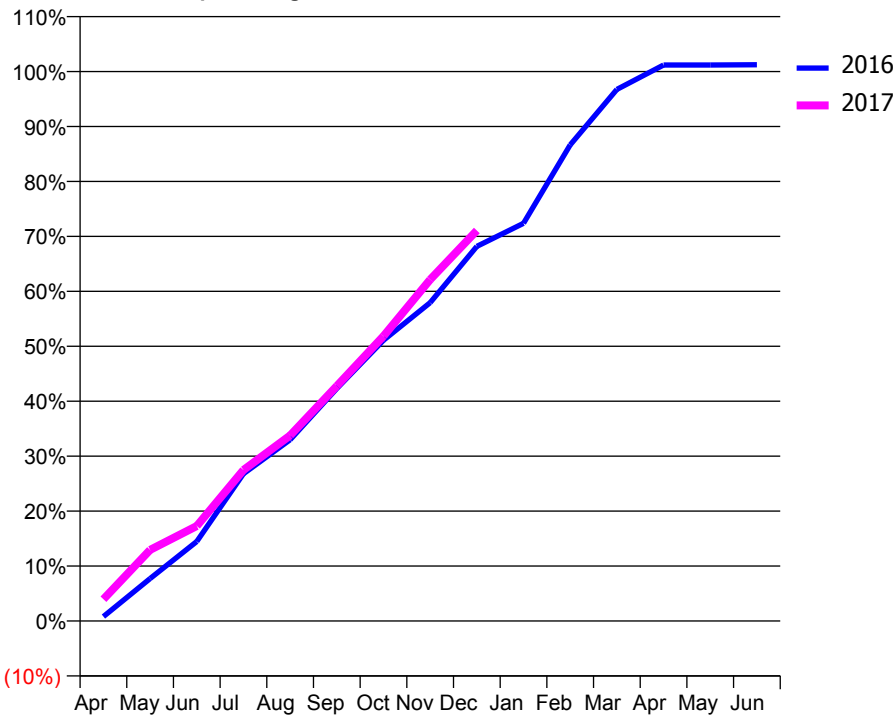
### ACCESS\*

Patients seen in 24 months	Total	Change since previous quarter
Quarter ending December 2015	2,823	
Quarter ending March 2016	2,915	↑
Quarter ending June 2016	2,958	→
Quarter ending September 2016	2,996	→
Quarter ending December 2016	3,059	↑
<b>Variance since December 2015</b>	<b>8.4%</b>	<b>↑</b>



### ACTIVITY

Cumulative percentage of contracted UDA delivered 2016 & 2017



Month	Adjusted Scheduled Activity (UDA)	
	2016	2017
April	71	347
May	671	1,134
June	1,256	1,513
July	2,325	2,405
August	2,862	2,956
September	3,671	3,744
October	4,432	4,540
November	5,027	5,440
December	5,914	6,222
January	6,280	
February	7,516	
March	8,392	
April	8,778	
May	8,779	
June	8,783	

### QUALITY

	Quantity	Base Number	Contract	AT	Region	England
% of FP17s for the same patient ID Re-attending within 3 months - Children	116	1,043	11.1%	11.7%	13.4%	12.4%
% of FP17s for the same patient ID Re-attending within 3 months - Adults	405	3,023	13.4%	15.7%	17.3%	16.6%
% of FP17s for the same patient ID Re-attending between 3 & 9 months - Children	761	1,043	73.0%	57.3%	58.9%	57.5%
% of FP17s for the same patient ID Re-attending between 3 & 9 months - Adults	2,094	3,023	69.3%	52.2%	52.5%	50.4%
% of FP17s for Band 1 Urgent Courses	185	3,261	5.7%	8.3%	9.3%	9.1%
% of FP17s Relating to Free Repair or Replacements	18	3,261	0.6%	1.2%	1.0%	0.8%
% of FP17s Relating to Continuations	74	3,261	2.3%	1.6%	1.5%	1.3%
% of Patients satisfied with the dentistry they have received	13	13	100.0%	92.5%	93.1%	92.7%
% of Patients satisfied with the time they had to wait for an appointment	12	13	92.3%	90.6%	89.8%	88.8%

\* This is based on patients treated on this contract for their most recent course of treatment. Figures in italics indicate the base number of FP17s or Patient Questionnaire responses are less than 100. N/A is shown where the base number of responses is less than 10 during the period. % is calculated as Quantity/Base number\*100

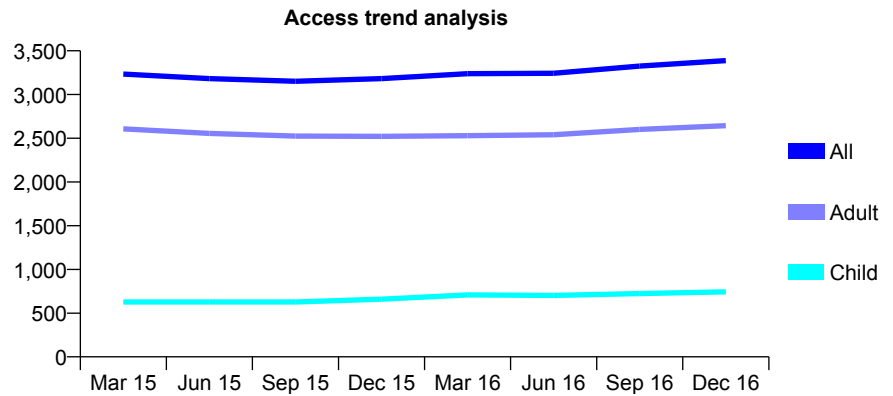
## Q49 - Vital Signs At a Glance Contract Report for 123145/0001 - December 2016

Name or company name	Melita Dental Practice Limited
Contract type name	GDS Contract
Purpose of contract	General
Contract start date	01/11/2012
Contract end date	

16/17 Contracted general activity (UDA)	8,408
Carry forward general activity (UDA)	-168
16/17 Contracted orthodontic activity (UOA)	0
Carry forward orthodontic activity (UOA)	0
Baseline contract value	£180,345.56

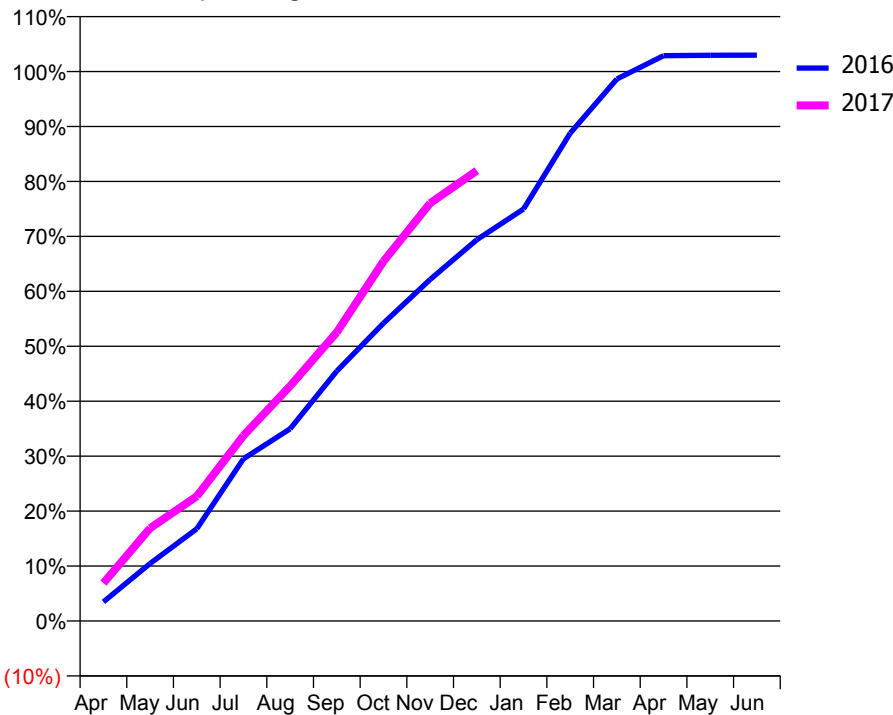
### ACCESS\*

Patients seen in 24 months	Total	Change since previous quarter
Quarter ending December 2015	3,182	
Quarter ending March 2016	3,238	→
Quarter ending June 2016	3,243	→
Quarter ending September 2016	3,325	↑
Quarter ending December 2016	3,388	→
<b>Variance since December 2015</b>	<b>6.5%</b>	<b>↑</b>



### ACTIVITY

Cumulative percentage of contracted UDA delivered 2016 & 2017



Month	Adjusted Scheduled Activity (UDA)	
	2016	2017
April	292	581
May	880	1,420
June	1,411	1,909
July	2,481	2,837
August	2,942	3,596
September	3,825	4,418
October	4,557	5,504
November	5,226	6,393
December	5,834	6,892
January	6,303	
February	7,464	
March	8,293	
April	8,651	
May	8,656	
June	8,659	

### QUALITY

	Quantity	Base Number	Contract	AT	Region	England
% of FP17s for the same patient ID Re-attending within 3 months - Children	51	932	5.5%	11.7%	13.4%	12.4%
% of FP17s for the same patient ID Re-attending within 3 months - Adults	386	3,271	11.8%	15.7%	17.3%	16.6%
% of FP17s for the same patient ID Re-attending between 3 & 9 months - Children	614	932	65.9%	57.3%	58.9%	57.5%
% of FP17s for the same patient ID Re-attending between 3 & 9 months - Adults	2,068	3,271	63.2%	52.2%	52.5%	50.4%
% of FP17s for Band 1 Urgent Courses	236	3,944	6.0%	8.3%	9.3%	9.1%
% of FP17s Relating to Free Repair or Replacements	18	3,944	0.5%	1.2%	1.0%	0.8%
% of FP17s Relating to Continuations	51	3,944	1.3%	1.6%	1.5%	1.3%
% of Patients satisfied with the dentistry they have received	4	4	N/A	92.5%	93.1%	92.7%
% of Patients satisfied with the time they had to wait for an appointment	4	4	N/A	90.6%	89.8%	88.8%

\* This is based on patients treated on this contract for their most recent course of treatment. Figures in italics indicate the base number of FP17s or Patient Questionnaire responses are less than 100. N/A is shown where the base number of responses is less than 10 during the period. % is calculated as Quantity/Base number\*100

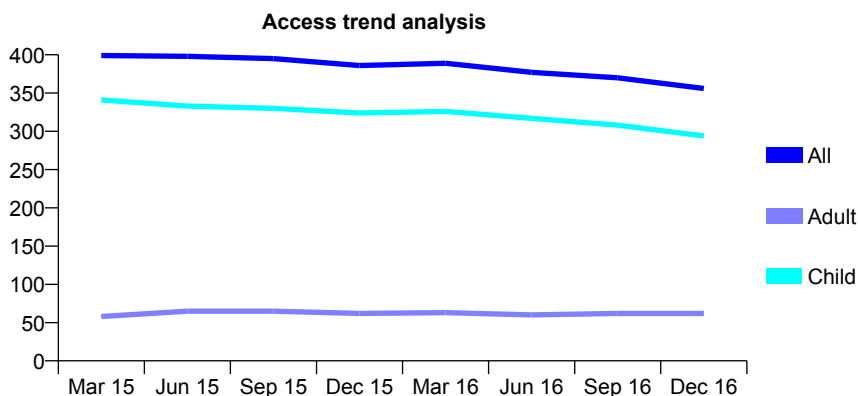
## Q49 - Vital Signs At a Glance Contract Report for 123730/0001 - December 2016

Name or company name	J B Jefferies The Dental Surgery Ltd
Contract type name	GDS Contract
Purpose of contract	General
Contract start date	01/04/2010
Contract end date	

16/17 Contracted general activity (UDA)	815
Carry forward general activity (UDA)	12
16/17 Contracted orthodontic activity (UOA)	0
Carry forward orthodontic activity (UOA)	0
Baseline contract value	£19,270.15

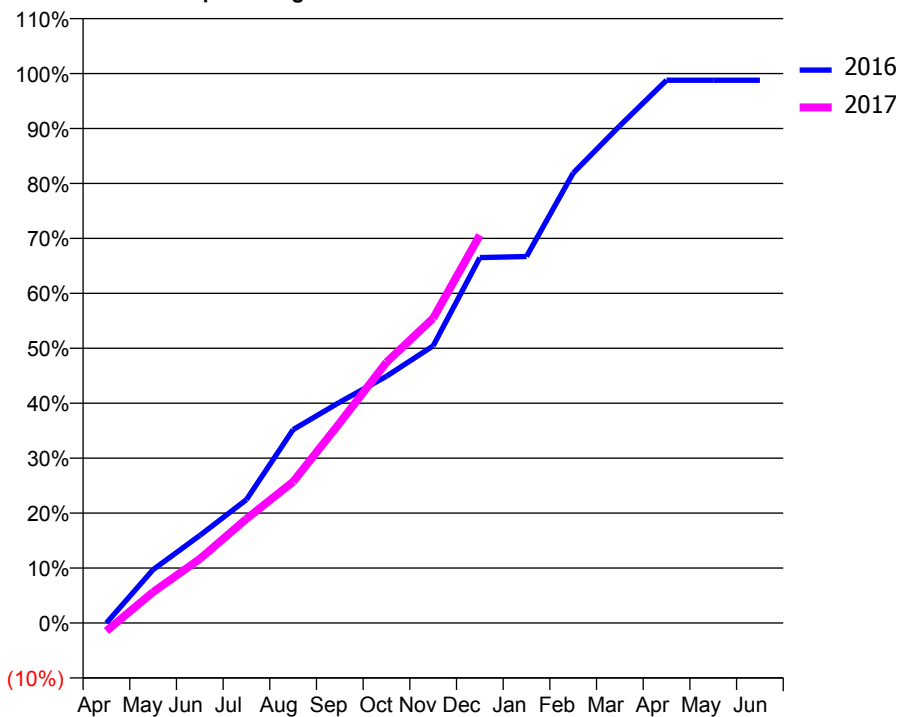
### ACCESS\*

Patients seen in 24 months	Total	Change since previous quarter
Quarter ending December 2015	386	
Quarter ending March 2016	389	→
Quarter ending June 2016	377	↓
Quarter ending September 2016	370	↓
Quarter ending December 2016	356	↓
<b>Variance since December 2015</b>	<b>(7.8%)</b>	<b>↓</b>



### ACTIVITY

Cumulative percentage of contracted UDA delivered 2016 & 2017



Month	Adjusted Scheduled Activity (UDA)	
	2016	2017
April	0	-12
May	97	46
June	159	95
July	225	155
August	352	210
September	402	297
October	449	387
November	504	452
December	665	575
January	667	
February	819	
March	905	
April	988	
May	988	
June	988	

### QUALITY

	Quantity	Base Number	Contract	AT	Region	England
% of FP17s for the same patient ID Re-attending within 3 months - Children	44	425	10.4%	11.7%	13.4%	12.4%
% of FP17s for the same patient ID Re-attending within 3 months - Adults	0	4	0.0%	15.7%	17.3%	16.6%
% of FP17s for the same patient ID Re-attending between 3 & 9 months - Children	277	425	65.2%	57.3%	58.9%	57.5%
% of FP17s for the same patient ID Re-attending between 3 & 9 months - Adults	0	4	0.0%	52.2%	52.5%	50.4%
% of FP17s for Band 1 Urgent Courses	9	390	2.3%	8.3%	9.3%	9.1%
% of FP17s Relating to Free Repair or Replacements	0	390	0.0%	1.2%	1.0%	0.8%
% of FP17s Relating to Continuations	5	390	1.3%	1.6%	1.5%	1.3%
% of Patients satisfied with the dentistry they have received	2	2	N/A	92.5%	93.1%	92.7%
% of Patients satisfied with the time they had to wait for an appointment	2	2	N/A	90.6%	89.8%	88.8%

\* This is based on patients treated on this contract for their most recent course of treatment. Figures in italics indicate the base number of FP17s or Patient Questionnaire responses are less than 100. N/A is shown where the base number of responses is less than 10 during the period. % is calculated as Quantity/Base number\*100

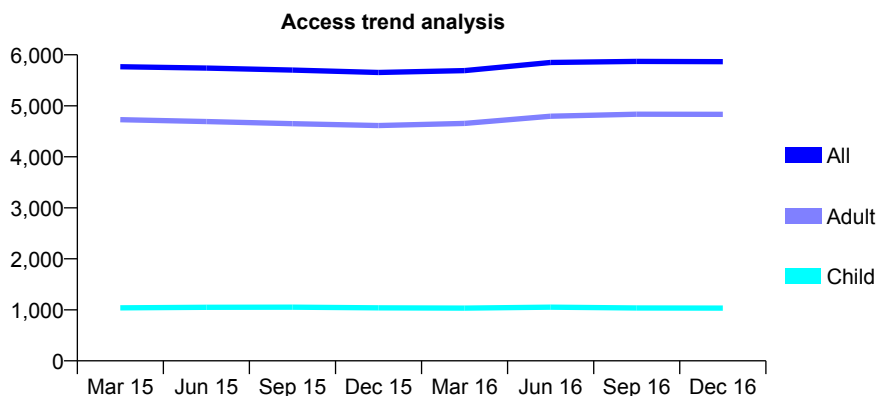
## Q49 - Vital Signs At a Glance Contract Report for 125989/0001 - December 2016

Name or company name	Cottage Dental Practice
Contract type name	GDS Contract
Purpose of contract	General
Contract start date	01/04/2013
Contract end date	

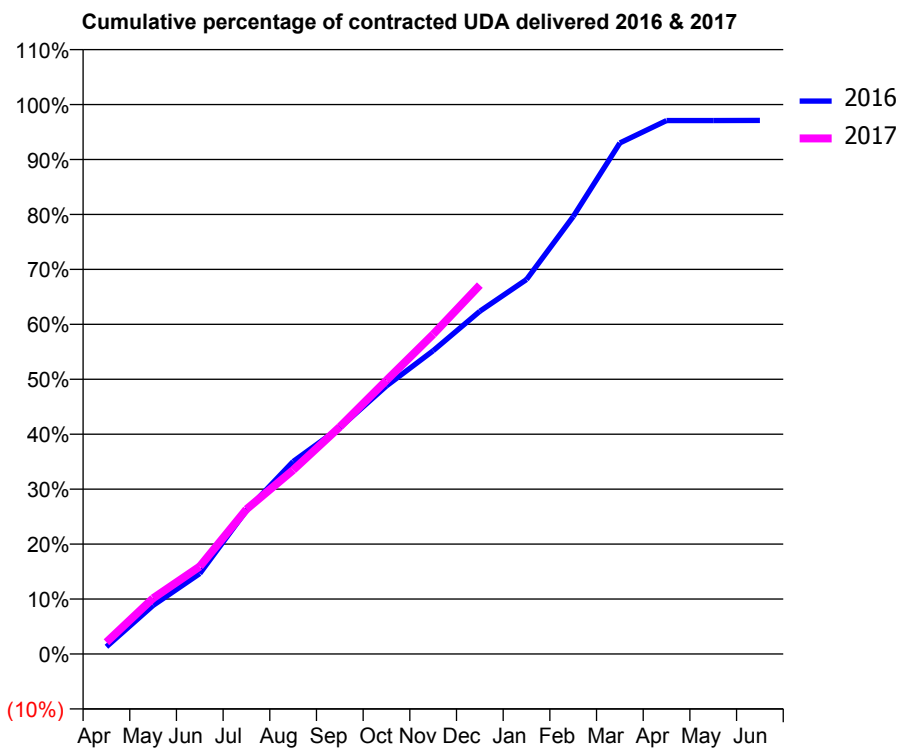
16/17 Contracted general activity (UDA)	18,141
Carry forward general activity (UDA)	611
16/17 Contracted orthodontic activity (UOA)	0
Carry forward orthodontic activity (UOA)	0
Baseline contract value	£454,367.67

### ACCESS\*

Patients seen in 24 months	Total	Change since previous quarter
Quarter ending December 2015	5,654	
Quarter ending March 2016	5,689	→
Quarter ending June 2016	5,849	↑
Quarter ending September 2016	5,871	→
Quarter ending December 2016	5,865	→
<b>Variance since December 2015</b>	<b>3.7%</b>	<b>↑</b>



### ACTIVITY



Month	Adjusted Scheduled Activity (UDA)	
	2016	2017
April	241	392
May	1,604	1,842
June	2,658	2,888
July	4,741	4,779
August	6,354	6,074
September	7,472	7,498
October	8,853	9,034
November	10,012	10,554
December	11,315	12,179
January	12,364	
February	14,444	
March	16,872	
April	17,610	
May	17,610	
June	17,616	

### QUALITY

	Quantity	Base Number	Contract	AT	Region	England
% of FP17s for the same patient ID Re-attending within 3 months - Children	103	1,428	7.2%	11.7%	13.4%	12.4%
% of FP17s for the same patient ID Re-attending within 3 months - Adults	932	6,520	14.3%	15.7%	17.3%	16.6%
% of FP17s for the same patient ID Re-attending between 3 & 9 months - Children	1,027	1,428	71.9%	57.3%	58.9%	57.5%
% of FP17s for the same patient ID Re-attending between 3 & 9 months - Adults	4,442	6,520	68.1%	52.2%	52.5%	50.4%
% of FP17s for Band 1 Urgent Courses	610	7,573	8.1%	8.3%	9.3%	9.1%
% of FP17s Relating to Free Repair or Replacements	69	7,573	0.9%	1.2%	1.0%	0.8%
% of FP17s Relating to Continuations	130	7,573	1.7%	1.6%	1.5%	1.3%
% of Patients satisfied with the dentistry they have received	19	19	100.0%	92.5%	93.1%	92.7%
% of Patients satisfied with the time they had to wait for an appointment	18	19	94.7%	90.6%	89.8%	88.8%

\* This is based on patients treated on this contract for their most recent course of treatment. Figures in italics indicate the base number of FP17s or Patient Questionnaire responses are less than 100. N/A is shown where the base number of responses is less than 10 during the period. % is calculated as Quantity/Base number\*100

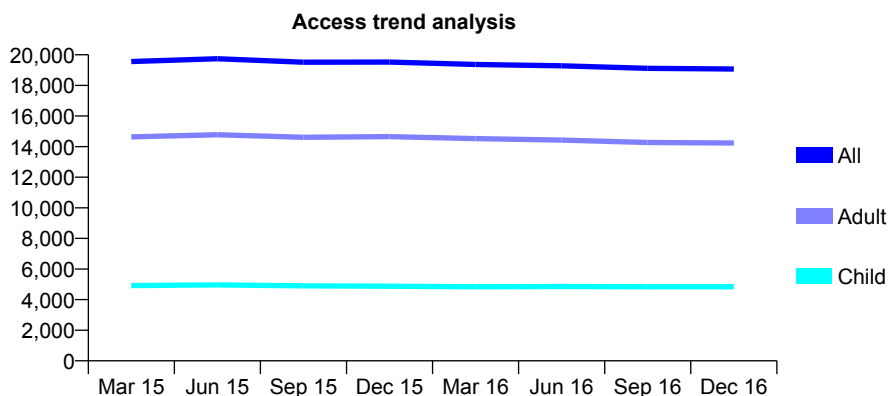
## Q49 - Vital Signs At a Glance Contract Report for 126624/0001 - December 2016

Name or company name	The Killingworth Dental Practice Partnership
Contract type name	GDS Contract
Purpose of contract	General and Orthodontic
Contract start date	01/05/2013
Contract end date	

16/17 Contracted general activity (UDA)	58,286
Carry forward general activity (UDA)	0
16/17 Contracted orthodontic activity (UOA)	2,619
Carry forward orthodontic activity (UOA)	0
Baseline contract value	£1,848,836.48

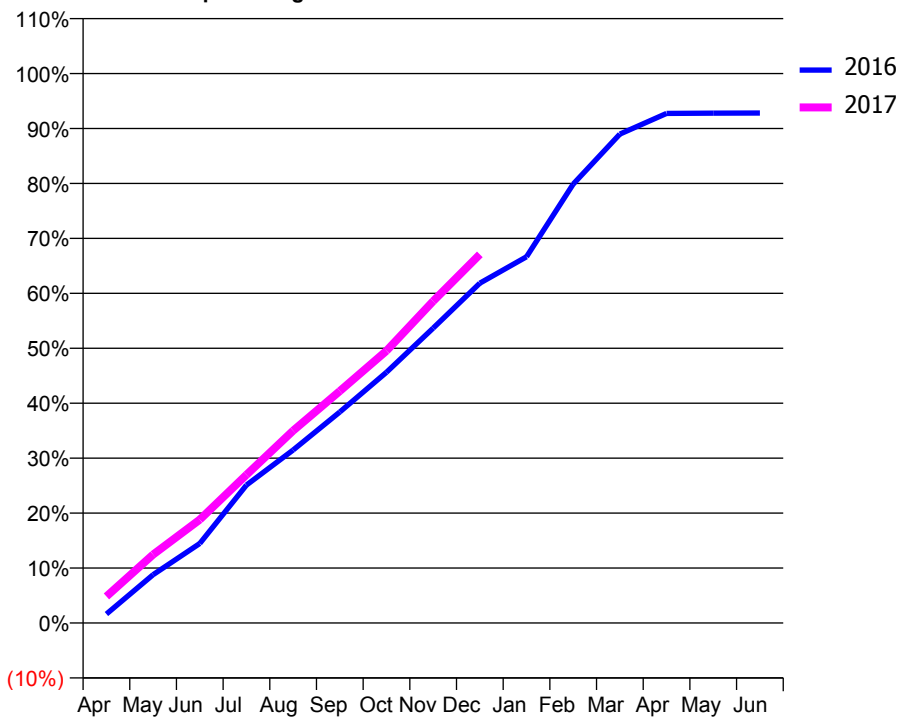
### ACCESS\*

Patients seen in 24 months	Total	Change since previous quarter
Quarter ending December 2015	19,529	
Quarter ending March 2016	19,369	→
Quarter ending June 2016	19,284	→
Quarter ending September 2016	19,116	→
Quarter ending December 2016	19,076	→
<b>Variance since December 2015</b>	<b>(2.3%)</b>	<b>↓</b>



### ACTIVITY

Cumulative percentage of contracted UDA delivered 2016 & 2017



Month	Adjusted Scheduled Activity (UDA)	
	2016	2017
April	951	2,823
May	5,134	7,257
June	8,434	10,973
July	14,638	15,717
August	18,352	20,399
September	22,379	24,609
October	26,603	28,875
November	31,286	34,134
December	36,041	39,102
January	38,843	
February	46,557	
March	51,865	
April	54,052	
May	54,076	
June	54,092	

### QUALITY

	Quantity	Base Number	Contract	AT	Region	England
% of FP17s for the same patient ID Re-attending within 3 months - Children	479	5,089	9.4%	11.7%	13.4%	12.4%
% of FP17s for the same patient ID Re-attending within 3 months - Adults	1,943	13,187	14.7%	15.7%	17.3%	16.6%
% of FP17s for the same patient ID Re-attending between 3 & 9 months - Children	2,659	5,089	52.2%	57.3%	58.9%	57.5%
% of FP17s for the same patient ID Re-attending between 3 & 9 months - Adults	6,056	13,187	45.9%	52.2%	52.5%	50.4%
% of FP17s for Band 1 Urgent Courses	1,547	17,137	9.0%	8.3%	9.3%	9.1%
% of FP17s Relating to Free Repair or Replacements	228	17,137	1.3%	1.2%	1.0%	0.8%
% of FP17s Relating to Continuations	318	17,137	1.9%	1.6%	1.5%	1.3%
% of Patients satisfied with the dentistry they have received	28	31	90.3%	92.5%	93.1%	92.7%
% of Patients satisfied with the time they had to wait for an appointment	29	31	93.5%	90.6%	89.8%	88.8%

\* This is based on patients treated on this contract for their most recent course of treatment. Figures in italics indicate the base number of FP17s or Patient Questionnaire responses are less than 100. N/A is shown where the base number of responses is less than 10 during the period. % is calculated as Quantity/Base number\*100

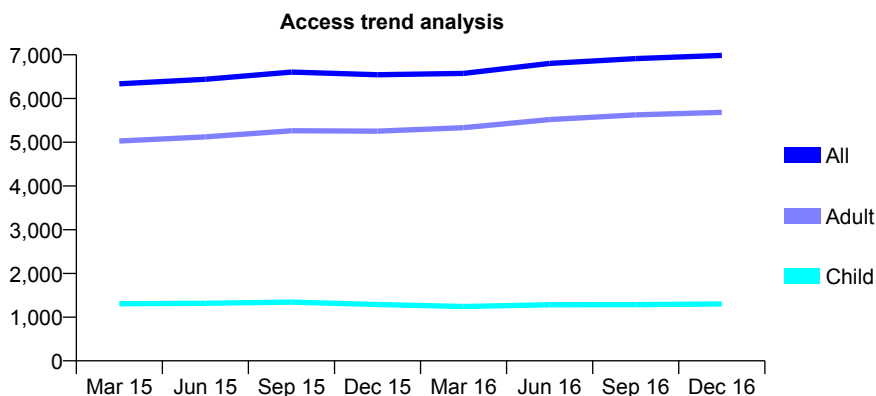
## Q49 - Vital Signs At a Glance Contract Report for 127825/0001 - December 2016

Name or company name	Chandlers Lane Dental Practice Ltd
Contract type name	GDS Contract
Purpose of contract	General and Orthodontic
Contract start date	01/05/2011
Contract end date	

16/17 Contracted general activity (UDA)	20,958
Carry forward general activity (UDA)	0
16/17 Contracted orthodontic activity (UOA)	0
Carry forward orthodontic activity (UOA)	0
Baseline contract value	£509,647.09

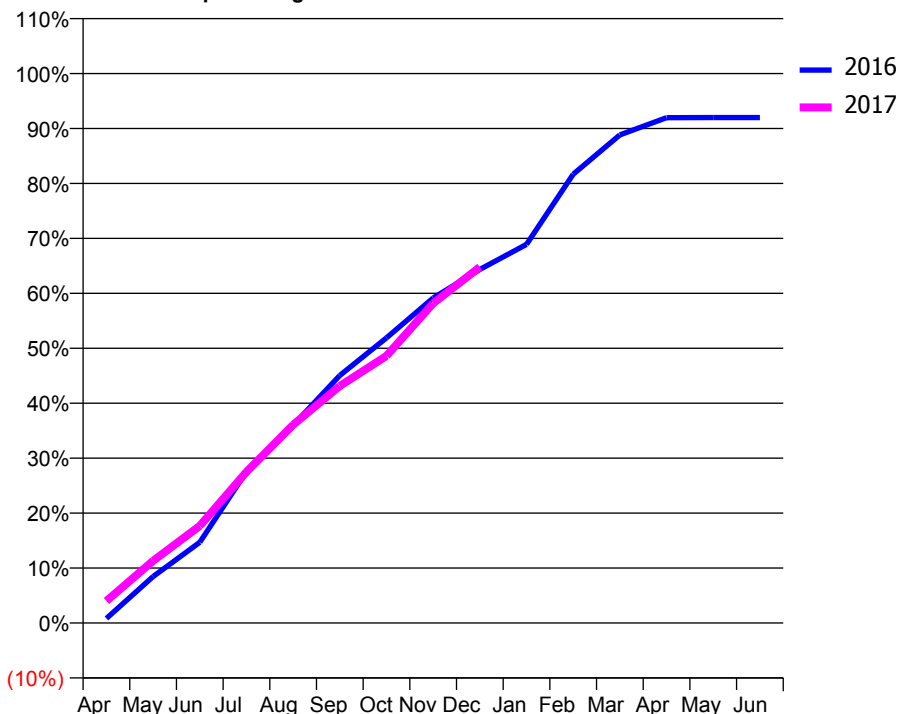
### ACCESS\*

Patients seen in 24 months	Total	Change since previous quarter
Quarter ending December 2015	6,544	
Quarter ending March 2016	6,575	→
Quarter ending June 2016	6,802	↑
Quarter ending September 2016	6,914	→
Quarter ending December 2016	6,986	→
<b>Variance since December 2015</b>	<b>6.8%</b>	<b>↑</b>



### ACTIVITY

Cumulative percentage of contracted UDA delivered 2016 & 2017



Month	Adjusted Scheduled Activity (UDA)	
	2016	2017
April	173	843
May	1,774	2,371
June	3,078	3,704
July	5,774	5,762
August	7,545	7,561
September	9,444	9,040
October	10,878	10,189
November	12,399	12,196
December	13,487	13,575
January	14,443	
February	17,115	
March	18,617	
April	19,273	
May	19,276	
June	19,278	

### QUALITY

	Quantity	Base Number	Contract	AT	Region	England
% of FP17s for the same patient ID Re-attending within 3 months - Children	134	1,716	7.8%	11.7%	13.4%	12.4%
% of FP17s for the same patient ID Re-attending within 3 months - Adults	997	6,902	14.4%	15.7%	17.3%	16.6%
% of FP17s for the same patient ID Re-attending between 3 & 9 months - Children	1,205	1,716	70.2%	57.3%	58.9%	57.5%
% of FP17s for the same patient ID Re-attending between 3 & 9 months - Adults	4,445	6,902	64.4%	52.2%	52.5%	50.4%
% of FP17s for Band 1 Urgent Courses	434	7,644	5.7%	8.3%	9.3%	9.1%
% of FP17s Relating to Free Repair or Replacements	82	7,644	1.1%	1.2%	1.0%	0.8%
% of FP17s Relating to Continuations	204	7,644	2.7%	1.6%	1.5%	1.3%
% of Patients satisfied with the dentistry they have received	11	11	100.0%	92.5%	93.1%	92.7%
% of Patients satisfied with the time they had to wait for an appointment	11	11	100.0%	90.6%	89.8%	88.8%

\* This is based on patients treated on this contract for their most recent course of treatment. Figures in italics indicate the base number of FP17s or Patient Questionnaire responses are less than 100. N/A is shown where the base number of responses is less than 10 during the period. % is calculated as Quantity/Base number\*100



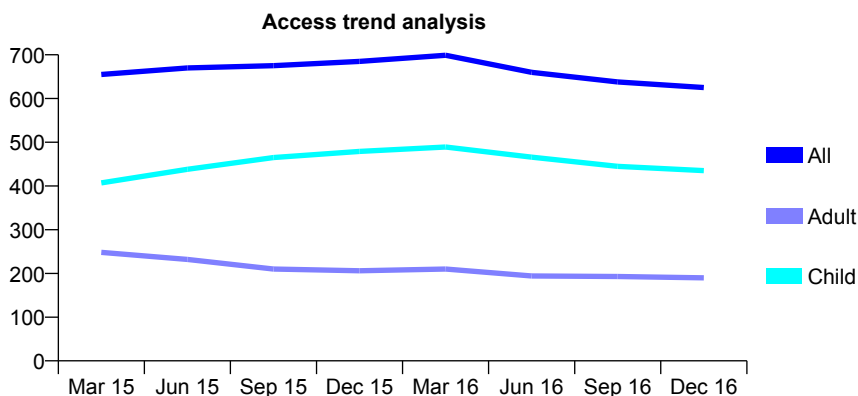
## Q49 - Vital Signs At a Glance Contract Report for 128147/0001 - December 2016

Name or company name	Helen Siddle Ltd
Contract type name	GDS Contract
Purpose of contract	General
Contract start date	11/03/2011
Contract end date	

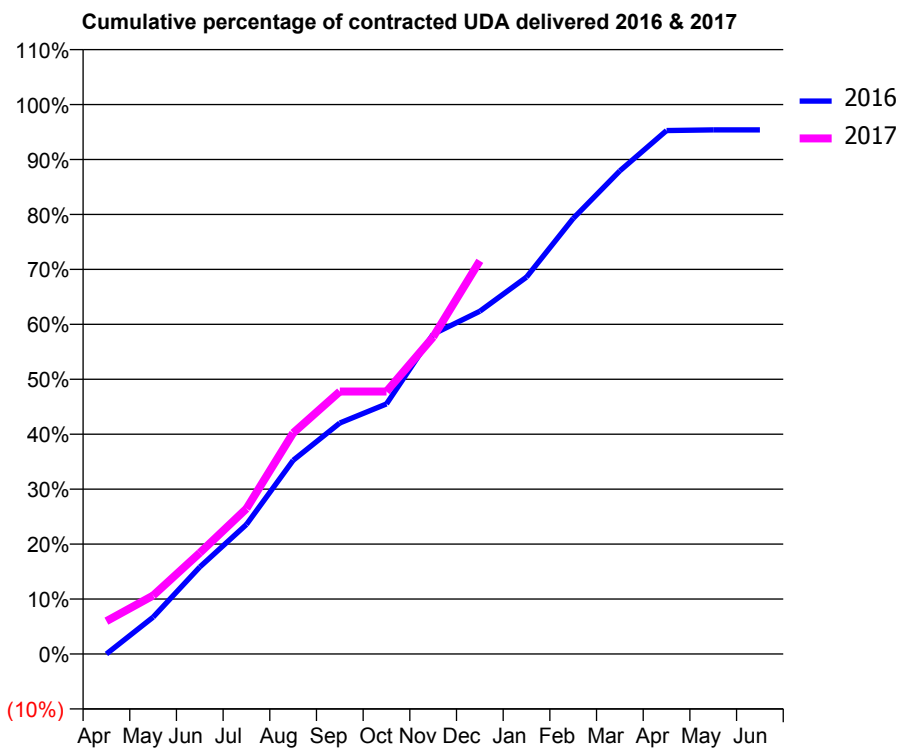
16/17 Contracted general activity (UDA)	1,700
Carry forward general activity (UDA)	0
16/17 Contracted orthodontic activity (UOA)	0
Carry forward orthodontic activity (UOA)	0
Baseline contract value	£40,199.64

### ACCESS\*

Patients seen in 24 months	Total	Change since previous quarter
Quarter ending December 2015	685	
Quarter ending March 2016	699	↑
Quarter ending June 2016	660	↓
Quarter ending September 2016	638	↓
Quarter ending December 2016	625	↓
<b>Variance since December 2015</b>	<b>(8.8%)</b>	<b>↓</b>



### ACTIVITY



Month	Adjusted Scheduled Activity (UDA)	
	2016	2017
April	0	102
May	114	181
June	269	313
July	401	450
August	599	684
September	715	812
October	774	812
November	989	981
December	1,060	1,216
January	1,166	
February	1,347	
March	1,495	
April	1,619	
May	1,621	
June	1,621	

### QUALITY

	Quantity	Base Number	Contract	AT	Region	England
% of FP17s for the same patient ID Re-attending within 3 months - Children	46	563	8.2%	11.7%	13.4%	12.4%
% of FP17s for the same patient ID Re-attending within 3 months - Adults	45	198	22.7%	15.7%	17.3%	16.6%
% of FP17s for the same patient ID Re-attending between 3 & 9 months - Children	380	563	67.5%	57.3%	58.9%	57.5%
% of FP17s for the same patient ID Re-attending between 3 & 9 months - Adults	111	198	56.1%	52.2%	52.5%	50.4%
% of FP17s for Band 1 Urgent Courses	42	703	6.0%	8.3%	9.3%	9.1%
% of FP17s Relating to Free Repair or Replacements	0	703	0.0%	1.2%	1.0%	0.8%
% of FP17s Relating to Continuations	9	703	1.3%	1.6%	1.5%	1.3%
% of Patients satisfied with the dentistry they have received	1	1	N/A	92.5%	93.1%	92.7%
% of Patients satisfied with the time they had to wait for an appointment	0	1	N/A	90.6%	89.8%	88.8%

\* This is based on patients treated on this contract for their most recent course of treatment. Figures in italics indicate the base number of FP17s or Patient Questionnaire responses are less than 100. N/A is shown where the base number of responses is less than 10 during the period. % is calculated as Quantity/Base number\*100

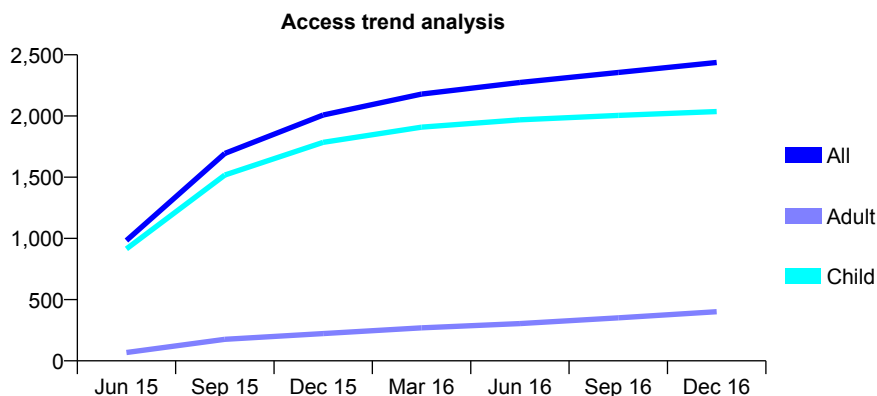
## Q49 - Vital Signs At a Glance Contract Report for 128295/0001 - December 2016

Name or company name	Olivers Dental Studio Partnership
Contract type name	GDS Contract
Purpose of contract	General
Contract start date	31/03/2015
Contract end date	

16/17 Contracted general activity (UDA)	9,774
Carry forward general activity (UDA)	0
16/17 Contracted orthodontic activity (UOA)	0
Carry forward orthodontic activity (UOA)	0
Baseline contract value	£242,575.05

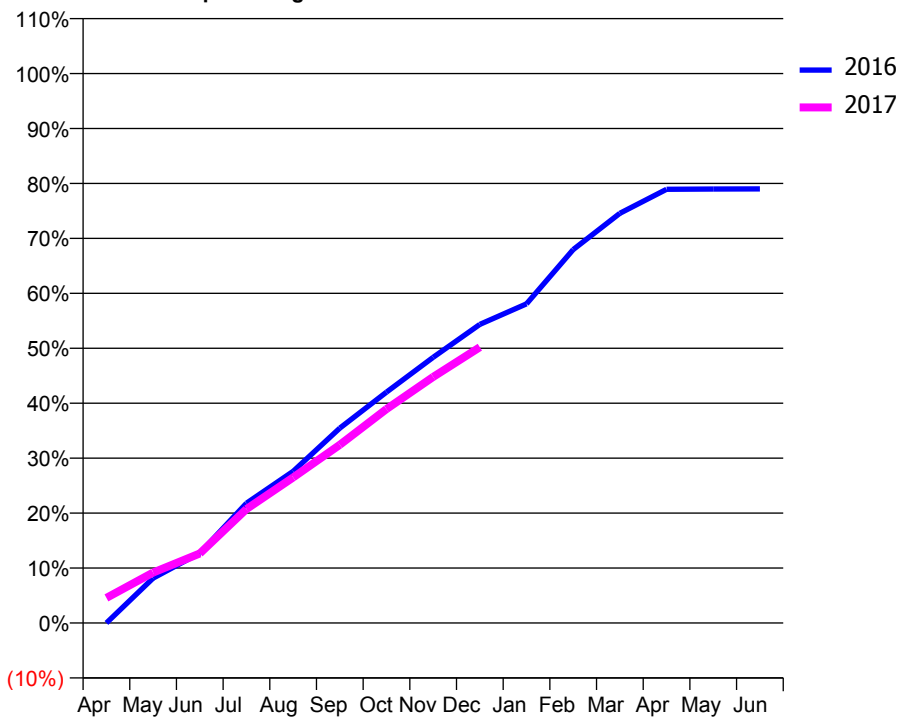
### ACCESS\*

Patients seen in 24 months	Total	Change since previous quarter
Quarter ending December 2015	2,008	
Quarter ending March 2016	2,179	↑
Quarter ending June 2016	2,274	↑
Quarter ending September 2016	2,356	↑
Quarter ending December 2016	2,437	↑
<b>Variance since December 2015</b>	<b>21.4%</b>	<b>↑</b>



### ACTIVITY

Cumulative percentage of contracted UDA delivered 2016 & 2017



Month	Adjusted Scheduled Activity (UDA)	
	2016	2017
April	0	448
May	798	899
June	1,243	1,236
July	2,131	2,027
August	2,697	2,590
September	3,466	3,169
October	4,106	3,806
November	4,726	4,377
December	5,313	4,906
January	5,677	
February	6,641	
March	7,288	
April	7,714	
May	7,720	
June	7,721	

### QUALITY

	Quantity	Base Number	Contract	AT	Region	England
% of FP17s for the same patient ID Re-attending within 3 months - Children	255	3,151	8.1%	11.7%	13.4%	12.4%
% of FP17s for the same patient ID Re-attending within 3 months - Adults	17	295	5.8%	15.7%	17.3%	16.6%
% of FP17s for the same patient ID Re-attending between 3 & 9 months - Children	2,314	3,151	73.4%	57.3%	58.9%	57.5%
% of FP17s for the same patient ID Re-attending between 3 & 9 months - Adults	190	295	64.4%	52.2%	52.5%	50.4%
% of FP17s for Band 1 Urgent Courses	218	3,189	6.8%	8.3%	9.3%	9.1%
% of FP17s Relating to Free Repair or Replacements	0	3,189	0.0%	1.2%	1.0%	0.8%
% of FP17s Relating to Continuations	12	3,189	0.4%	1.6%	1.5%	1.3%
% of Patients satisfied with the dentistry they have received	4	4	N/A	92.5%	93.1%	92.7%
% of Patients satisfied with the time they had to wait for an appointment	4	4	N/A	90.6%	89.8%	88.8%

\* This is based on patients treated on this contract for their most recent course of treatment. Figures in italics indicate the base number of FP17s or Patient Questionnaire responses are less than 100. N/A is shown where the base number of responses is less than 10 during the period. % is calculated as Quantity/Base number\*100

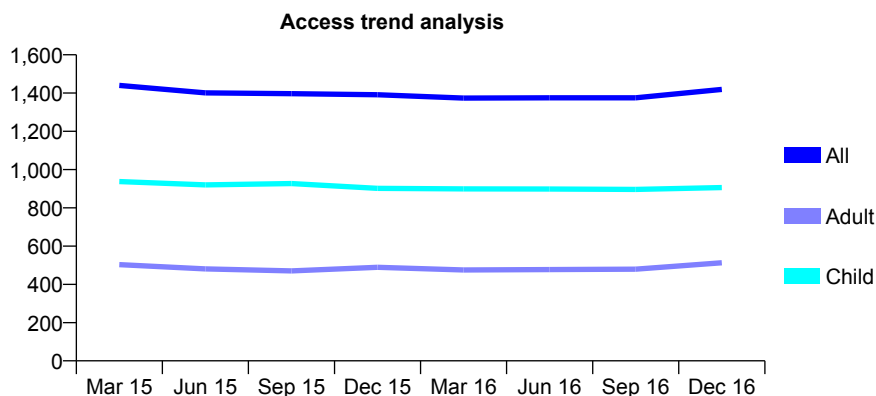
## Q49 - Vital Signs At a Glance Contract Report for 129593/0002 - December 2016

Name or company name	Horn Hill Care Services Limited
Contract type name	GDS Contract
Purpose of contract	General and Orthodontic
Contract start date	01/08/2012
Contract end date	

16/17 Contracted general activity (UDA)	5,064
Carry forward general activity (UDA)	0
16/17 Contracted orthodontic activity (UOA)	0
Carry forward orthodontic activity (UOA)	0
Baseline contract value	£145,083.70

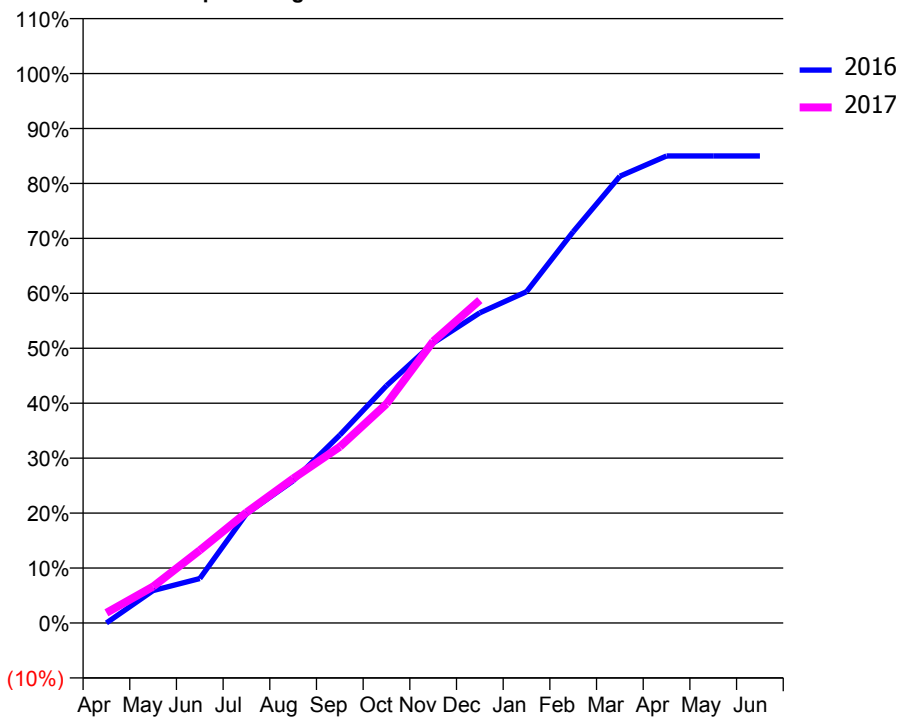
### ACCESS\*

Patients seen in 24 months	Total	Change since previous quarter
Quarter ending December 2015	1,391	
Quarter ending March 2016	1,374	↓
Quarter ending June 2016	1,375	→
Quarter ending September 2016	1,375	→
Quarter ending December 2016	1,419	↑
<b>Variance since December 2015</b>	<b>2.0%</b>	<b>↑</b>



### ACTIVITY

Cumulative percentage of contracted UDA delivered 2016 & 2017



Month	Adjusted Scheduled Activity (UDA)	
	2016	2017
April	0	94
May	299	337
June	410	670
July	1,007	1,019
August	1,311	1,332
September	1,732	1,624
October	2,186	2,020
November	2,580	2,596
December	2,859	2,975
January	3,053	
February	3,606	
March	4,117	
April	4,304	
May	4,304	
June	4,304	

### QUALITY

	Quantity	Base Number	Contract	AT	Region	England
% of FP17s for the same patient ID Re-attending within 3 months - Children	159	1,251	12.7%	11.7%	13.4%	12.4%
% of FP17s for the same patient ID Re-attending within 3 months - Adults	106	536	19.8%	15.7%	17.3%	16.6%
% of FP17s for the same patient ID Re-attending between 3 & 9 months - Children	902	1,251	72.1%	57.3%	58.9%	57.5%
% of FP17s for the same patient ID Re-attending between 3 & 9 months - Adults	278	536	51.9%	52.2%	52.5%	50.4%
% of FP17s for Band 1 Urgent Courses	142	1,689	8.4%	8.3%	9.3%	9.1%
% of FP17s Relating to Free Repair or Replacements	0	1,689	0.0%	1.2%	1.0%	0.8%
% of FP17s Relating to Continuations	3	1,689	0.2%	1.6%	1.5%	1.3%
% of Patients satisfied with the dentistry they have received	1	1	N/A	92.5%	93.1%	92.7%
% of Patients satisfied with the time they had to wait for an appointment	1	1	N/A	90.6%	89.8%	88.8%

\* This is based on patients treated on this contract for their most recent course of treatment. Figures in italics indicate the base number of FP17s or Patient Questionnaire responses are less than 100. N/A is shown where the base number of responses is less than 10 during the period. % is calculated as Quantity/Base number\*100

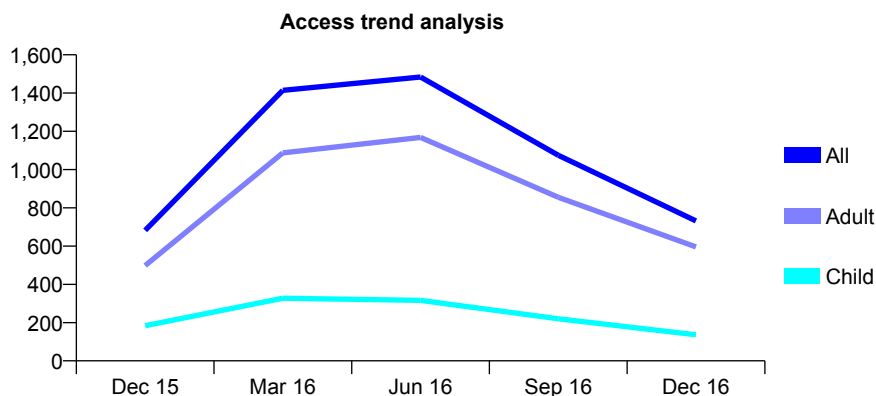
## Q49 - Vital Signs At a Glance Contract Report for 130966/0001 - December 2016

Name or company name	Mr S Williams, Mr R Ablett and Mr B Moron
Contract type name	GDS Contract
Purpose of contract	General
Contract start date	01/09/2015
Contract end date	

16/17 Contracted general activity (UDA)	4,785
Carry forward general activity (UDA)	0
16/17 Contracted orthodontic activity (UOA)	0
Carry forward orthodontic activity (UOA)	0
Baseline contract value	£113,117.40

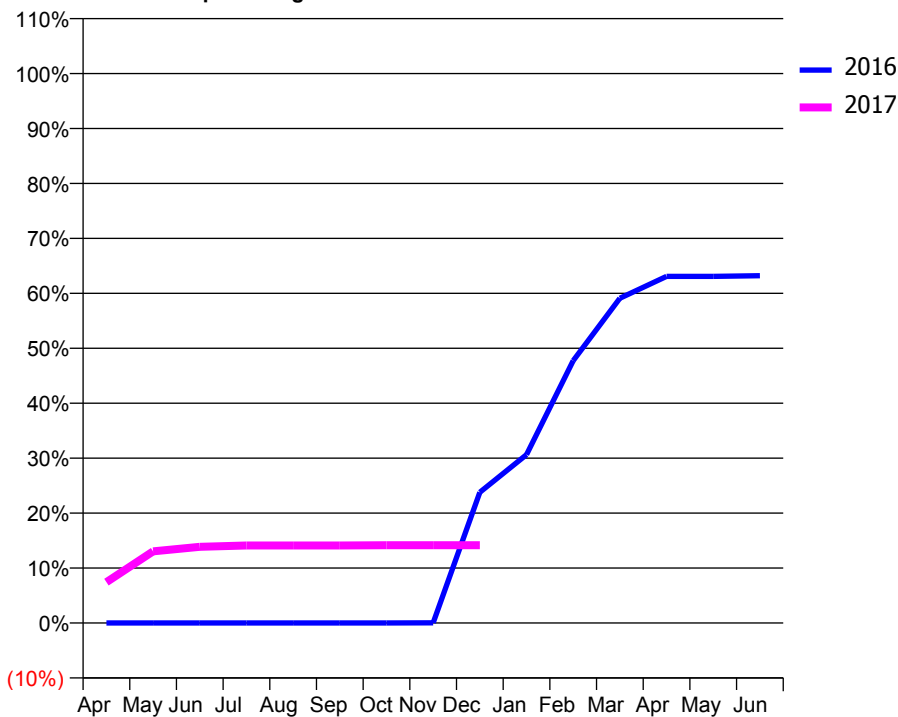
### ACCESS\*

Patients seen in 24 months	Total	Change since previous quarter
Quarter ending December 2015	682	
Quarter ending March 2016	1,414	↑
Quarter ending June 2016	1,484	↑
Quarter ending September 2016	1,075	↓
Quarter ending December 2016	732	↓
<b>Variance since December 2015</b>	<b>7.3%</b>	<b>↑</b>



### ACTIVITY

Cumulative percentage of contracted UDA delivered 2016 & 2017



Adjusted Scheduled Activity (UDA)

Month	2016	2017
April	0	356
May	0	624
June	0	664
July	0	675
August	0	675
September	0	675
October	0	678
November	1	678
December	1,154	678
January	1,487	
February	2,318	
March	2,868	
April	3,062	
May	3,062	
June	3,068	

### QUALITY

	Quantity	Base Number	Contract	AT	Region	England
% of FP17s for the same patient ID Re-attending within 3 months - Children	5	87	5.7%	11.7%	13.4%	12.4%
% of FP17s for the same patient ID Re-attending within 3 months - Adults	28	371	7.5%	15.7%	17.3%	16.6%
% of FP17s for the same patient ID Re-attending between 3 & 9 months - Children	16	87	18.4%	57.3%	58.9%	57.5%
% of FP17s for the same patient ID Re-attending between 3 & 9 months - Adults	34	371	9.2%	52.2%	52.5%	50.4%
% of FP17s for Band 1 Urgent Courses	54	346	15.6%	8.3%	9.3%	9.1%
% of FP17s Relating to Free Repair or Replacements	0	346	0.0%	1.2%	1.0%	0.8%
% of FP17s Relating to Continuations	2	346	0.6%	1.6%	1.5%	1.3%
% of Patients satisfied with the dentistry they have received	2	2	N/A	92.5%	93.1%	92.7%
% of Patients satisfied with the time they had to wait for an appointment	2	2	N/A	90.6%	89.8%	88.8%

\* This is based on patients treated on this contract for their most recent course of treatment. Figures in italics indicate the base number of FP17s or Patient Questionnaire responses are less than 100. N/A is shown where the base number of responses is less than 10 during the period. % is calculated as Quantity/Base number\*100

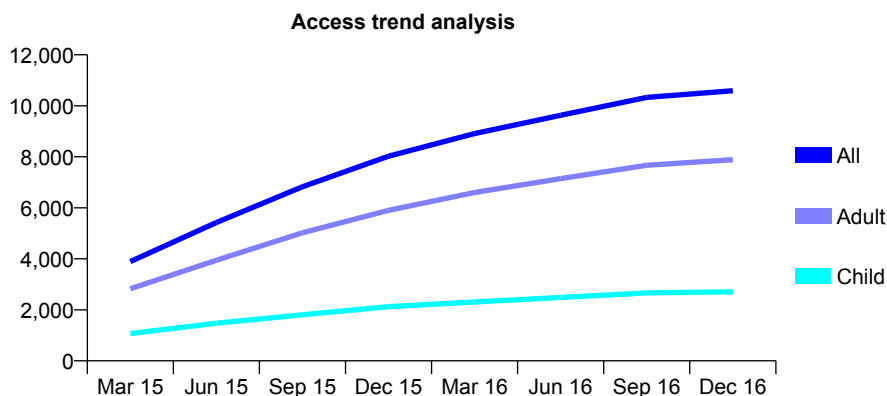
## Q49 - Vital Signs At a Glance Contract Report for 130974/0001 - December 2016

Name or company name	Heaton and Blakelaw Partnership
Contract type name	GDS Contract
Purpose of contract	General
Contract start date	27/10/2014
Contract end date	

16/17 Contracted general activity (UDA)	39,634
Carry forward general activity (UDA)	0
16/17 Contracted orthodontic activity (UOA)	0
Carry forward orthodontic activity (UOA)	0
Baseline contract value	£923,651.93

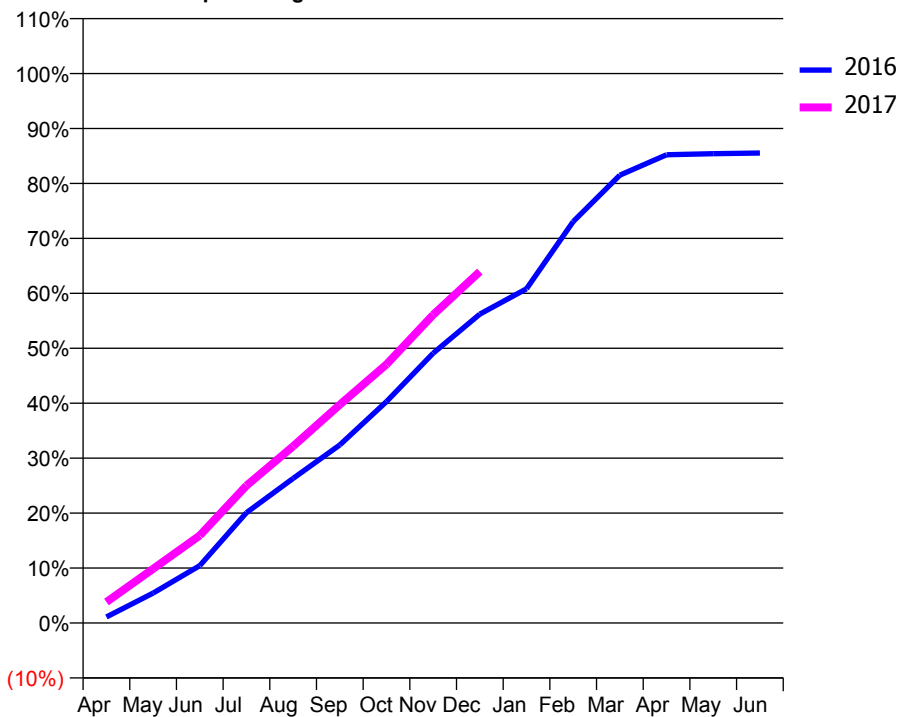
### ACCESS\*

Patients seen in 24 months	Total	Change since previous quarter
Quarter ending December 2015	8,025	
Quarter ending March 2016	8,911	↑
Quarter ending June 2016	9,630	↑
Quarter ending September 2016	10,332	↑
Quarter ending December 2016	10,591	↑
<b>Variance since December 2015</b>	<b>32.0%</b>	<b>↑</b>



### ACTIVITY

**Cumulative percentage of contracted UDA delivered 2016 & 2017**



Month	Adjusted Scheduled Activity (UDA)	
	2016	2017
April	440	1,519
May	2,161	3,907
June	4,140	6,311
July	7,961	9,911
August	10,429	12,750
September	12,842	15,753
October	15,970	18,652
November	19,464	22,231
December	22,280	25,352
January	24,109	
February	28,954	
March	32,297	
April	33,775	
May	33,847	
June	33,896	

### QUALITY

	Quantity	Base Number	Contract	AT	Region	England
% of FP17s for the same patient ID Re-attending within 3 months - Children	165	2,915	5.7%	11.7%	13.4%	12.4%
% of FP17s for the same patient ID Re-attending within 3 months - Adults	1,284	8,227	15.6%	15.7%	17.3%	16.6%
% of FP17s for the same patient ID Re-attending between 3 & 9 months - Children	1,707	2,915	58.6%	57.3%	58.9%	57.5%
% of FP17s for the same patient ID Re-attending between 3 & 9 months - Adults	4,237	8,227	51.5%	52.2%	52.5%	50.4%
% of FP17s for Band 1 Urgent Courses	687	10,507	6.5%	8.3%	9.3%	9.1%
% of FP17s Relating to Free Repair or Replacements	185	10,507	1.8%	1.2%	1.0%	0.8%
% of FP17s Relating to Continuations	275	10,507	2.6%	1.6%	1.5%	1.3%
% of Patients satisfied with the dentistry they have received	9	11	81.8%	92.5%	93.1%	92.7%
% of Patients satisfied with the time they had to wait for an appointment	8	11	72.7%	90.6%	89.8%	88.8%

\* This is based on patients treated on this contract for their most recent course of treatment. Figures in italics indicate the base number of FP17s or Patient Questionnaire responses are less than 100. N/A is shown where the base number of responses is less than 10 during the period. % is calculated as Quantity/Base number\*100

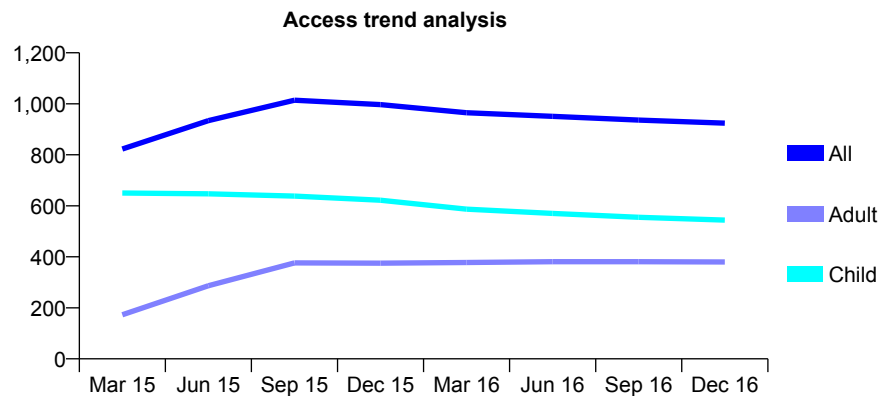
## Q49 - Vital Signs At a Glance Contract Report for 131962/0001 - December 2016

Name or company name	Robson & Partners
Contract type name	GDS Contract
Purpose of contract	General
Contract start date	01/07/2013
Contract end date	

16/17 Contracted general activity (UDA)	2,475
Carry forward general activity (UDA)	0
16/17 Contracted orthodontic activity (UOA)	0
Carry forward orthodontic activity (UOA)	0
Baseline contract value	£67,014.14

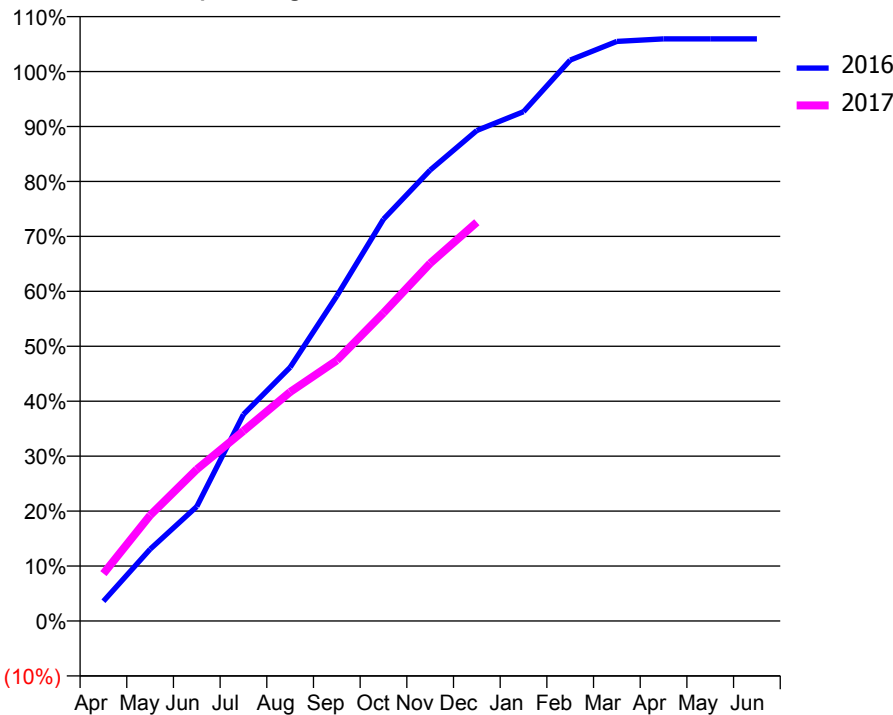
### ACCESS\*

Patients seen in 24 months	Total	Change since previous quarter
Quarter ending December 2015	997	
Quarter ending March 2016	965	↓
Quarter ending June 2016	951	↓
Quarter ending September 2016	936	↓
Quarter ending December 2016	924	↓
<b>Variance since December 2015</b>	<b>(7.3%)</b>	<b>↓</b>



### ACTIVITY

Cumulative percentage of contracted UDA delivered 2016 & 2017



Adjusted Scheduled Activity (UDA)		
Month	2016	2017
April	89	214
May	324	476
June	516	683
July	931	856
August	1,143	1,032
September	1,464	1,174
October	1,810	1,388
November	2,031	1,611
December	2,210	1,796
January	2,294	
February	2,527	
March	2,610	
April	2,622	
May	2,622	
June	2,622	

### QUALITY

	Quantity	Base Number	Contract	AT	Region	England
% of FP17s for the same patient ID Re-attending within 3 months - Children	74	774	9.6%	11.7%	13.4%	12.4%
% of FP17s for the same patient ID Re-attending within 3 months - Adults	37	341	10.9%	15.7%	17.3%	16.6%
% of FP17s for the same patient ID Re-attending between 3 & 9 months - Children	508	774	65.6%	57.3%	58.9%	57.5%
% of FP17s for the same patient ID Re-attending between 3 & 9 months - Adults	213	341	62.5%	52.2%	52.5%	50.4%
% of FP17s for Band 1 Urgent Courses	65	1,106	5.9%	8.3%	9.3%	9.1%
% of FP17s Relating to Free Repair or Replacements	3	1,106	0.3%	1.2%	1.0%	0.8%
% of FP17s Relating to Continuations	17	1,106	1.5%	1.6%	1.5%	1.3%
% of Patients satisfied with the dentistry they have received	0	0	N/A	92.5%	93.1%	92.7%
% of Patients satisfied with the time they had to wait for an appointment	0	0	N/A	90.6%	89.8%	88.8%

\* This is based on patients treated on this contract for their most recent course of treatment. Figures in italics indicate the base number of FP17s or Patient Questionnaire responses are less than 100. N/A is shown where the base number of responses is less than 10 during the period. % is calculated as Quantity/Base number\*100

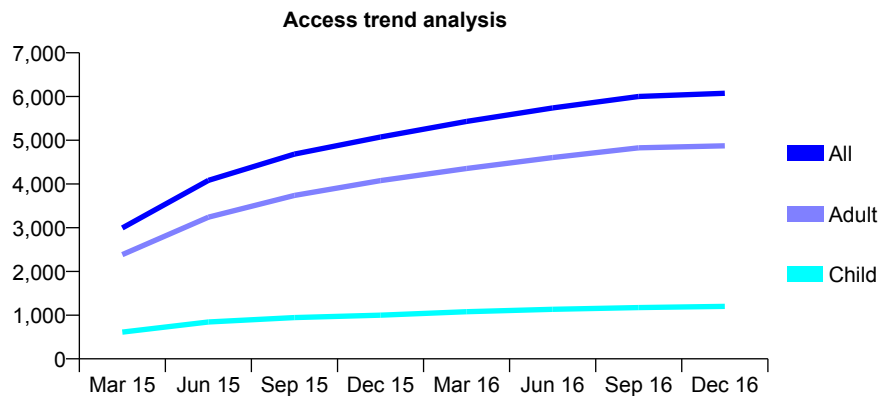
## Q49 - Vital Signs At a Glance Contract Report for 132098/0001 - December 2016

Name or company name	Ryton Dental Clinic
Contract type name	GDS Contract
Purpose of contract	General
Contract start date	01/11/2014
Contract end date	

16/17 Contracted general activity (UDA)	20,000
Carry forward general activity (UDA)	226
16/17 Contracted orthodontic activity (UOA)	0
Carry forward orthodontic activity (UOA)	0
Baseline contract value	£454,666.04

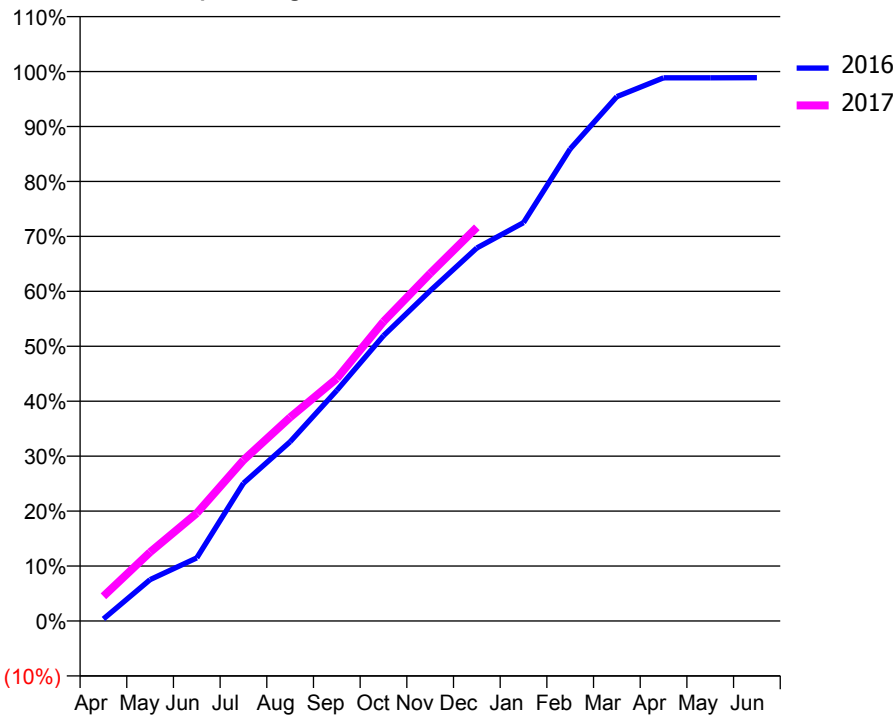
### ACCESS\*

Patients seen in 24 months	Total	Change since previous quarter
Quarter ending December 2015	5,074	
Quarter ending March 2016	5,431	↑
Quarter ending June 2016	5,739	↑
Quarter ending September 2016	6,001	↑
Quarter ending December 2016	6,074	→
<b>Variance since December 2015</b>	<b>19.7%</b>	<b>↑</b>



### ACTIVITY

Cumulative percentage of contracted UDA delivered 2016 & 2017



Month	Adjusted Scheduled Activity (UDA)	
	2016	2017
April	76	899
May	1,508	2,509
June	2,296	3,925
July	5,018	5,855
August	6,526	7,414
September	8,395	8,825
October	10,382	10,898
November	12,018	12,652
December	13,579	14,331
January	14,501	
February	17,183	
March	19,087	
April	19,771	
May	19,772	
June	19,774	

### QUALITY

	Quantity	Base Number	Contract	AT	Region	England
% of FP17s for the same patient ID Re-attending within 3 months - Children	71	1,364	5.2%	11.7%	13.4%	12.4%
% of FP17s for the same patient ID Re-attending within 3 months - Adults	717	5,538	12.9%	15.7%	17.3%	16.6%
% of FP17s for the same patient ID Re-attending between 3 & 9 months - Children	848	1,364	62.2%	57.3%	58.9%	57.5%
% of FP17s for the same patient ID Re-attending between 3 & 9 months - Adults	3,483	5,538	62.9%	52.2%	52.5%	50.4%
% of FP17s for Band 1 Urgent Courses	266	6,108	4.4%	8.3%	9.3%	9.1%
% of FP17s Relating to Free Repair or Replacements	90	6,108	1.5%	1.2%	1.0%	0.8%
% of FP17s Relating to Continuations	160	6,108	2.6%	1.6%	1.5%	1.3%
% of Patients satisfied with the dentistry they have received	11	11	100.0%	92.5%	93.1%	92.7%
% of Patients satisfied with the time they had to wait for an appointment	11	11	100.0%	90.6%	89.8%	88.8%

\* This is based on patients treated on this contract for their most recent course of treatment. Figures in italics indicate the base number of FP17s or Patient Questionnaire responses are less than 100. N/A is shown where the base number of responses is less than 10 during the period. % is calculated as Quantity/Base number\*100



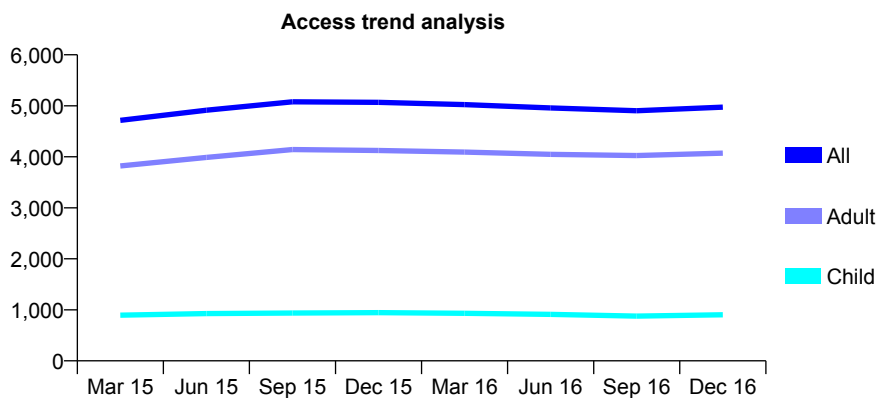
## Q49 - Vital Signs At a Glance Contract Report for 133027/0001 - December 2016

Name or company name	Dalton Dental Surgery Partnership
Contract type name	GDS Contract
Purpose of contract	General
Contract start date	01/11/2013
Contract end date	

16/17 Contracted general activity (UDA)	15,000
Carry forward general activity (UDA)	0
16/17 Contracted orthodontic activity (UOA)	0
Carry forward orthodontic activity (UOA)	0
Baseline contract value	£412,650.00

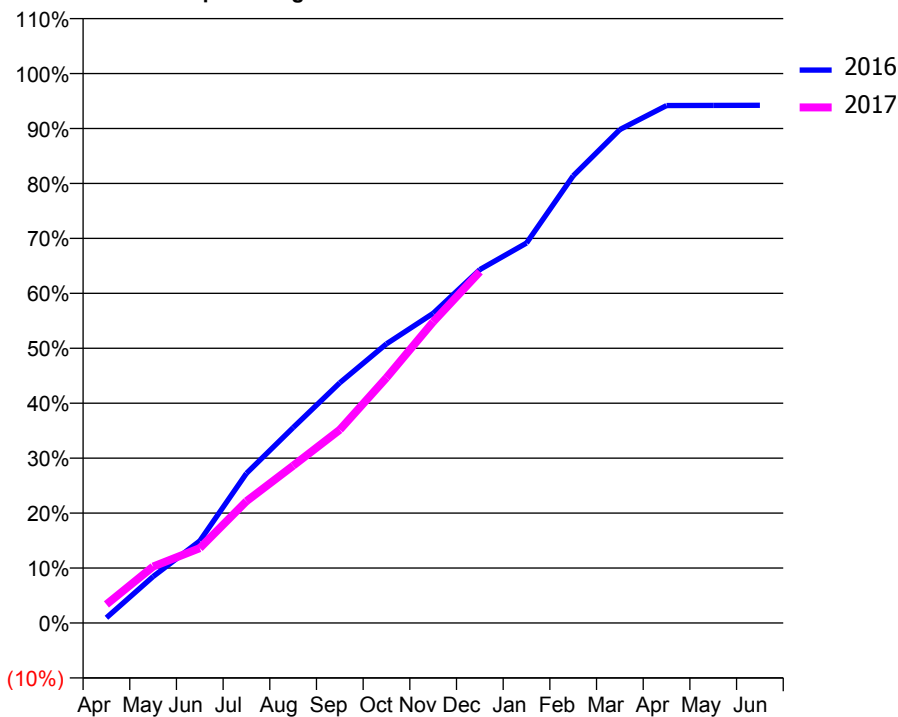
### ACCESS\*

Patients seen in 24 months	Total	Change since previous quarter
Quarter ending December 2015	5,069	
Quarter ending March 2016	5,024	→
Quarter ending June 2016	4,959	↓
Quarter ending September 2016	4,902	↓
Quarter ending December 2016	4,973	→
<b>Variance since December 2015</b>	<b>(1.9%)</b>	<b>↓</b>



### ACTIVITY

Cumulative percentage of contracted UDA delivered 2016 & 2017



Month	Adjusted Scheduled Activity (UDA)	
	2016	2017
April	152	508
May	1,351	1,541
June	2,390	2,045
July	4,359	3,325
August	5,691	4,293
September	6,996	5,277
October	8,129	6,696
November	9,017	8,222
December	10,292	9,591
January	11,065	
February	13,020	
March	14,368	
April	15,067	
May	15,071	
June	15,075	

### QUALITY

	Quantity	Base Number	Contract	AT	Region	England
% of FP17s for the same patient ID Re-attending within 3 months - Children	55	925	5.9%	11.7%	13.4%	12.4%
% of FP17s for the same patient ID Re-attending within 3 months - Adults	671	4,220	15.9%	15.7%	17.3%	16.6%
% of FP17s for the same patient ID Re-attending between 3 & 9 months - Children	457	925	49.4%	57.3%	58.9%	57.5%
% of FP17s for the same patient ID Re-attending between 3 & 9 months - Adults	1,796	4,220	42.6%	52.2%	52.5%	50.4%
% of FP17s for Band 1 Urgent Courses	439	4,852	9.0%	8.3%	9.3%	9.1%
% of FP17s Relating to Free Repair or Replacements	66	4,852	1.4%	1.2%	1.0%	0.8%
% of FP17s Relating to Continuations	99	4,852	2.0%	1.6%	1.5%	1.3%
% of Patients satisfied with the dentistry they have received	7	7	N/A	92.5%	93.1%	92.7%
% of Patients satisfied with the time they had to wait for an appointment	6	7	N/A	90.6%	89.8%	88.8%

\* This is based on patients treated on this contract for their most recent course of treatment. Figures in italics indicate the base number of FP17s or Patient Questionnaire responses are less than 100. N/A is shown where the base number of responses is less than 10 during the period. % is calculated as Quantity/Base number\*100

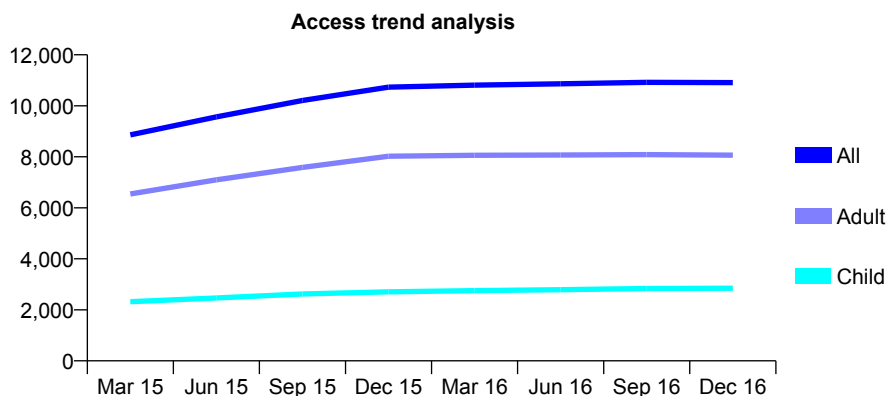
## Q49 - Vital Signs At a Glance Contract Report for 133639/0001 - December 2016

Name or company name	DP Rundle Dentalcare Partnership
Contract type name	GDS Contract
Purpose of contract	General
Contract start date	20/01/2014
Contract end date	

16/17 Contracted general activity (UDA)	28,500
Carry forward general activity (UDA)	0
16/17 Contracted orthodontic activity (UOA)	0
Carry forward orthodontic activity (UOA)	0
Baseline contract value	£820,713.86

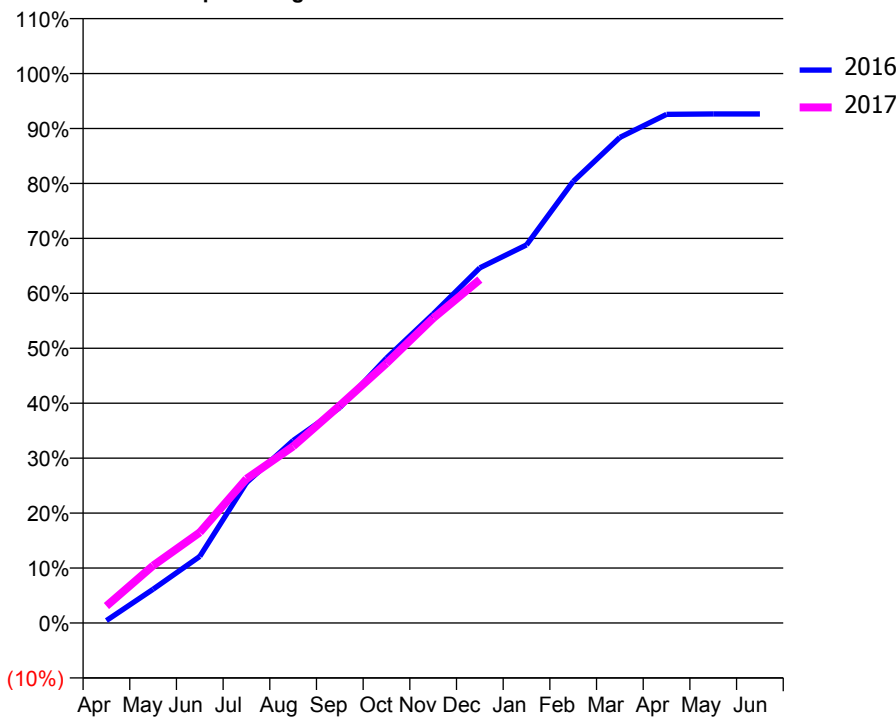
### ACCESS\*

Patients seen in 24 months	Total	Change since previous quarter
Quarter ending December 2015	10,731	
Quarter ending March 2016	10,811	→
Quarter ending June 2016	10,861	→
Quarter ending September 2016	10,922	→
Quarter ending December 2016	10,911	→
<b>Variance since December 2015</b>	<b>1.7%</b>	<b>→</b>



### ACTIVITY

Cumulative percentage of contracted UDA delivered 2016 & 2017



Month	Adjusted Scheduled Activity (UDA)	
	2016	2017
April	126	879
May	1,750	2,981
June	3,456	4,696
July	7,280	7,477
August	9,462	9,157
September	11,172	11,281
October	13,738	13,470
November	16,029	15,808
December	18,424	17,816
January	19,609	
February	22,901	
March	25,184	
April	26,378	
May	26,403	
June	26,403	

### QUALITY

	Quantity	Base Number	Contract	AT	Region	England
% of FP17s for the same patient ID Re-attending within 3 months - Children	127	2,647	4.8%	11.7%	13.4%	12.4%
% of FP17s for the same patient ID Re-attending within 3 months - Adults	1,190	7,827	15.2%	15.7%	17.3%	16.6%
% of FP17s for the same patient ID Re-attending between 3 & 9 months - Children	1,344	2,647	50.8%	57.3%	58.9%	57.5%
% of FP17s for the same patient ID Re-attending between 3 & 9 months - Adults	3,794	7,827	48.5%	52.2%	52.5%	50.4%
% of FP17s for Band 1 Urgent Courses	1,003	9,887	10.1%	8.3%	9.3%	9.1%
% of FP17s Relating to Free Repair or Replacements	41	9,887	0.4%	1.2%	1.0%	0.8%
% of FP17s Relating to Continuations	144	9,887	1.5%	1.6%	1.5%	1.3%
% of Patients satisfied with the dentistry they have received	15	15	100.0%	92.5%	93.1%	92.7%
% of Patients satisfied with the time they had to wait for an appointment	14	15	93.3%	90.6%	89.8%	88.8%

\* This is based on patients treated on this contract for their most recent course of treatment. Figures in italics indicate the base number of FP17s or Patient Questionnaire responses are less than 100. N/A is shown where the base number of responses is less than 10 during the period. % is calculated as Quantity/Base number\*100

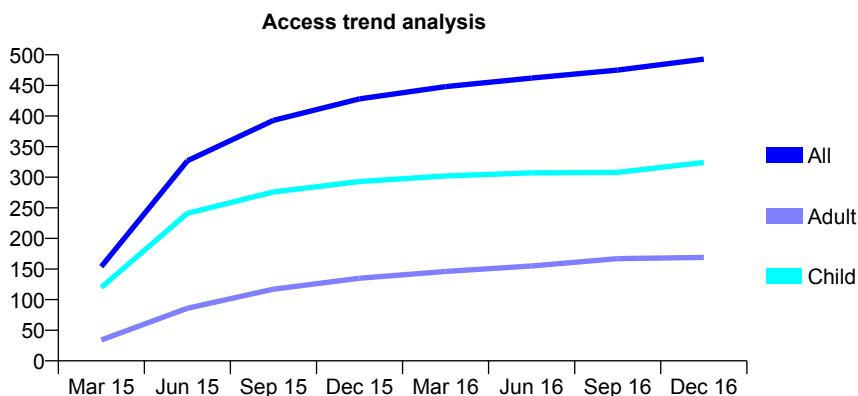
## Q49 - Vital Signs At a Glance Contract Report for 134015/0001 - December 2016

Name or company name	Alistair Morgan and Associates Limited
Contract type name	GDS Contract
Purpose of contract	General
Contract start date	01/02/2015
Contract end date	

16/17 Contracted general activity (UDA)	2,100
Carry forward general activity (UDA)	0
16/17 Contracted orthodontic activity (UOA)	0
Carry forward orthodontic activity (UOA)	0
Baseline contract value	£52,682.95

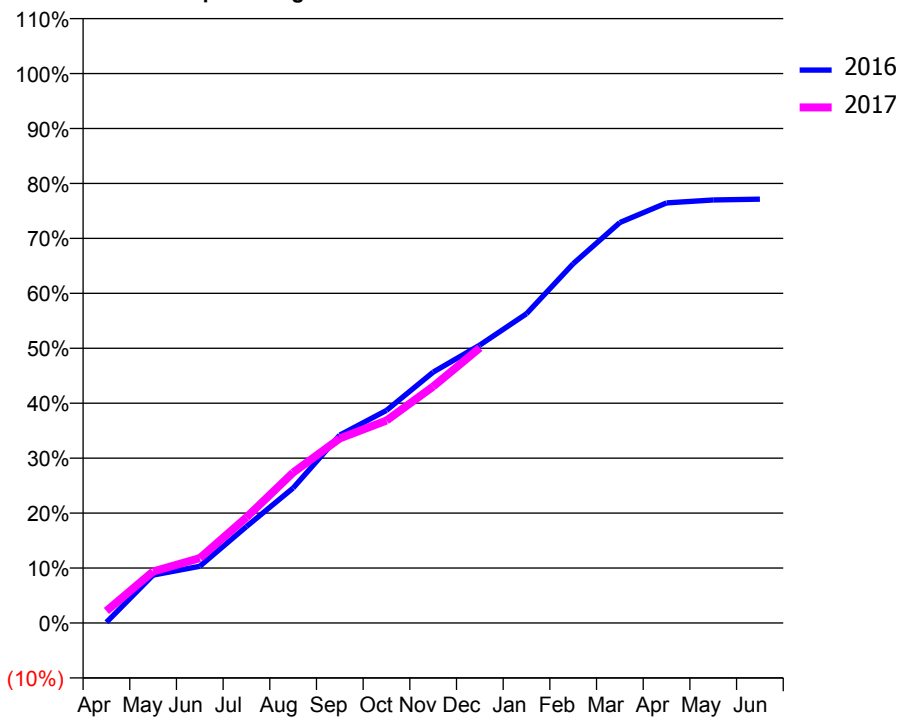
### ACCESS\*

Patients seen in 24 months	Total	Change since previous quarter
Quarter ending December 2015	428	
Quarter ending March 2016	448	↑
Quarter ending June 2016	462	↑
Quarter ending September 2016	475	↑
Quarter ending December 2016	493	↑
<b>Variance since December 2015</b>	<b>15.2%</b>	<b>↑</b>



### ACTIVITY

Cumulative percentage of contracted UDA delivered 2016 & 2017



Month	Adjusted Scheduled Activity (UDA)	
	2016	2017
April	3	46
May	183	197
June	217	248
July	369	404
August	516	575
September	718	706
October	813	774
November	959	904
December	1,062	1,052
January	1,182	
February	1,373	
March	1,531	
April	1,605	
May	1,617	
June	1,620	

### QUALITY

	Quantity	Base Number	Contract	AT	Region	England
% of FP17s for the same patient ID Re-attending within 3 months - Children	58	550	10.5%	11.7%	13.4%	12.4%
% of FP17s for the same patient ID Re-attending within 3 months - Adults	32	179	17.9%	15.7%	17.3%	16.6%
% of FP17s for the same patient ID Re-attending between 3 & 9 months - Children	408	550	74.2%	57.3%	58.9%	57.5%
% of FP17s for the same patient ID Re-attending between 3 & 9 months - Adults	129	179	72.1%	52.2%	52.5%	50.4%
% of FP17s for Band 1 Urgent Courses	33	671	4.9%	8.3%	9.3%	9.1%
% of FP17s Relating to Free Repair or Replacements	0	671	0.0%	1.2%	1.0%	0.8%
% of FP17s Relating to Continuations	9	671	1.3%	1.6%	1.5%	1.3%
% of Patients satisfied with the dentistry they have received	0	0	N/A	92.5%	93.1%	92.7%
% of Patients satisfied with the time they had to wait for an appointment	0	0	N/A	90.6%	89.8%	88.8%

\* This is based on patients treated on this contract for their most recent course of treatment. Figures in italics indicate the base number of FP17s or Patient Questionnaire responses are less than 100. N/A is shown where the base number of responses is less than 10 during the period. % is calculated as Quantity/Base number\*100

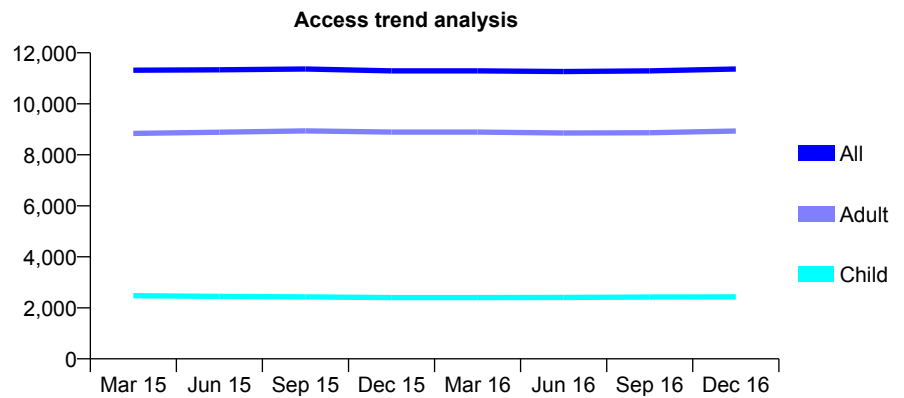
## Q49 - Vital Signs At a Glance Contract Report for 134058/0001 - December 2016

Name or company name	Alison Brett Dental Care LLP
Contract type name	GDS Contract
Purpose of contract	General and Orthodontic
Contract start date	01/08/2012
Contract end date	

16/17 Contracted general activity (UDA)	35,029
Carry forward general activity (UDA)	0
16/17 Contracted orthodontic activity (UOA)	300
Carry forward orthodontic activity (UOA)	0
Baseline contract value	£1,018,122.34

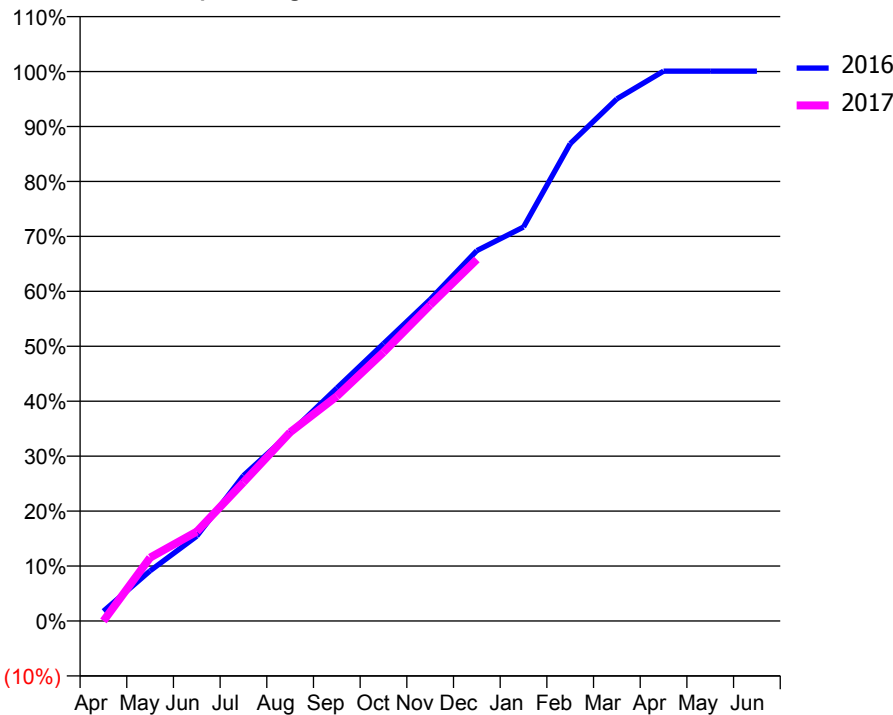
### ACCESS\*

Patients seen in 24 months	Total	Change since previous quarter
Quarter ending December 2015	11,293	
Quarter ending March 2016	11,292	→
Quarter ending June 2016	11,264	→
Quarter ending September 2016	11,289	→
Quarter ending December 2016	11,364	→
<b>Variance since December 2015</b>	<b>0.6%</b>	<b>→</b>



### ACTIVITY

Cumulative percentage of contracted UDA delivered 2016 & 2017



Month	Adjusted Scheduled Activity (UDA)	
	2016	2017
April	621	0
May	3,204	4,038
June	5,407	5,696
July	9,268	8,847
August	11,987	12,030
September	14,848	14,326
October	17,678	17,131
November	20,501	20,139
December	23,614	23,051
January	25,114	
February	30,431	
March	33,286	
April	35,055	
May	35,049	
June	35,049	

### QUALITY

	Quantity	Base Number	Contract	AT	Region	England
% of FP17s for the same patient ID Re-attending within 3 months - Children	395	3,333	11.9%	11.7%	13.4%	12.4%
% of FP17s for the same patient ID Re-attending within 3 months - Adults	1,773	10,603	16.7%	15.7%	17.3%	16.6%
% of FP17s for the same patient ID Re-attending between 3 & 9 months - Children	2,291	3,333	68.7%	57.3%	58.9%	57.5%
% of FP17s for the same patient ID Re-attending between 3 & 9 months - Adults	6,336	10,603	59.8%	52.2%	52.5%	50.4%
% of FP17s for Band 1 Urgent Courses	1,497	12,112	12.4%	8.3%	9.3%	9.1%
% of FP17s Relating to Free Repair or Replacements	119	12,112	1.0%	1.2%	1.0%	0.8%
% of FP17s Relating to Continuations	81	12,112	0.7%	1.6%	1.5%	1.3%
% of Patients satisfied with the dentistry they have received	17	17	100.0%	92.5%	93.1%	92.7%
% of Patients satisfied with the time they had to wait for an appointment	16	17	94.1%	90.6%	89.8%	88.8%

\* This is based on patients treated on this contract for their most recent course of treatment. Figures in italics indicate the base number of FP17s or Patient Questionnaire responses are less than 100. N/A is shown where the base number of responses is less than 10 during the period. % is calculated as Quantity/Base number\*100

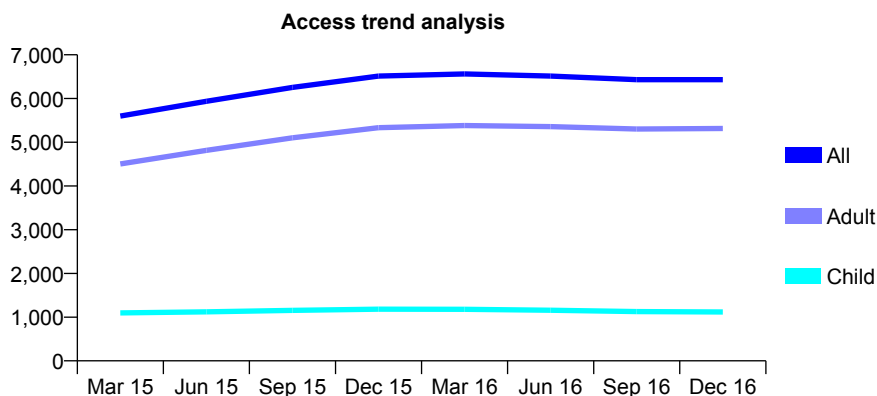
## Q49 - Vital Signs At a Glance Contract Report for 136360/0001 - December 2016

Name or company name	The Mill Dental Practice Partnership
Contract type name	GDS Contract
Purpose of contract	General
Contract start date	31/01/2014
Contract end date	

16/17 Contracted general activity (UDA)	21,000
Carry forward general activity (UDA)	0
16/17 Contracted orthodontic activity (UOA)	0
Carry forward orthodontic activity (UOA)	0
Baseline contract value	£541,271.40

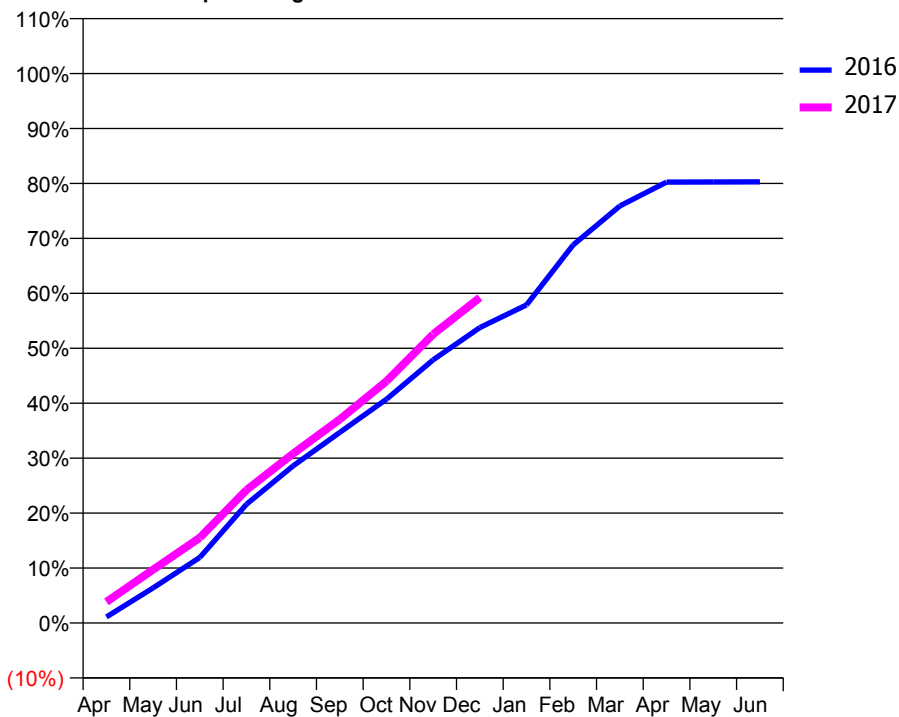
### ACCESS\*

Patients seen in 24 months	Total	Change since previous quarter
Quarter ending December 2015	6,513	
Quarter ending March 2016	6,562	→
Quarter ending June 2016	6,512	→
Quarter ending September 2016	6,431	↓
Quarter ending December 2016	6,432	→
<b>Variance since December 2015</b>	<b>(1.2%)</b>	<b>↓</b>



### ACTIVITY

Cumulative percentage of contracted UDA delivered 2016 & 2017



Month	Adjusted Scheduled Activity (UDA)	
	2016	2017
April	265	808
May	1,523	2,039
June	2,839	3,261
July	5,148	5,083
August	6,815	6,476
September	8,268	7,782
October	9,708	9,240
November	11,409	11,036
December	12,808	12,439
January	13,792	
February	16,394	
March	18,085	
April	19,121	
May	19,125	
June	19,129	

### QUALITY

	Quantity	Base Number	Contract	AT	Region	England
% of FP17s for the same patient ID Re-attending within 3 months - Children	90	1,259	7.1%	11.7%	13.4%	12.4%
% of FP17s for the same patient ID Re-attending within 3 months - Adults	558	4,847	11.5%	15.7%	17.3%	16.6%
% of FP17s for the same patient ID Re-attending between 3 & 9 months - Children	745	1,259	59.2%	57.3%	58.9%	57.5%
% of FP17s for the same patient ID Re-attending between 3 & 9 months - Adults	2,396	4,847	49.4%	52.2%	52.5%	50.4%
% of FP17s for Band 1 Urgent Courses	273	5,746	4.8%	8.3%	9.3%	9.1%
% of FP17s Relating to Free Repair or Replacements	58	5,746	1.0%	1.2%	1.0%	0.8%
% of FP17s Relating to Continuations	120	5,746	2.1%	1.6%	1.5%	1.3%
% of Patients satisfied with the dentistry they have received	4	5	N/A	92.5%	93.1%	92.7%
% of Patients satisfied with the time they had to wait for an appointment	5	5	N/A	90.6%	89.8%	88.8%

\* This is based on patients treated on this contract for their most recent course of treatment. Figures in italics indicate the base number of FP17s or Patient Questionnaire responses are less than 100. N/A is shown where the base number of responses is less than 10 during the period. % is calculated as Quantity/Base number\*100

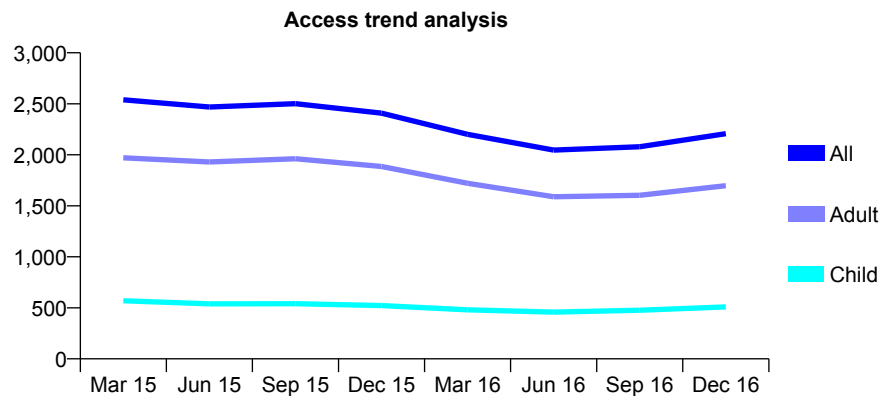
## Q49 - Vital Signs At a Glance Contract Report for 138576/0001 - December 2016

Name or company name	Dr J A Richards Limited
Contract type name	GDS Contract
Purpose of contract	General
Contract start date	01/04/2009
Contract end date	

16/17 Contracted general activity (UDA)	7,000
Carry forward general activity (UDA)	443
16/17 Contracted orthodontic activity (UOA)	0
Carry forward orthodontic activity (UOA)	0
Baseline contract value	£165,510.36

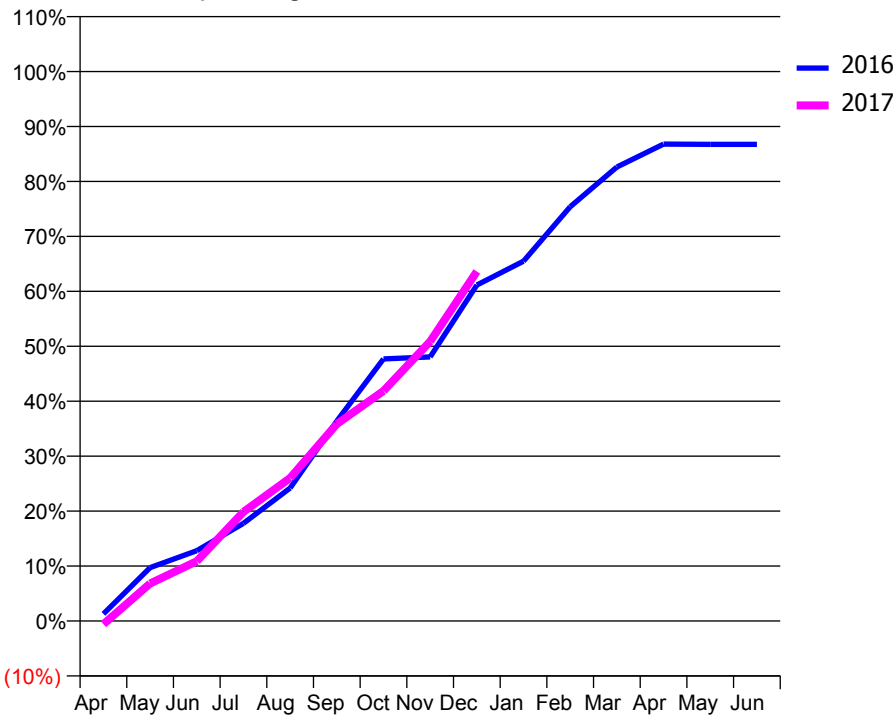
### ACCESS\*

Patients seen in 24 months	Total	Change since previous quarter
Quarter ending December 2015	2,408	
Quarter ending March 2016	2,201	↓
Quarter ending June 2016	2,047	↓
Quarter ending September 2016	2,079	→
Quarter ending December 2016	2,207	↑
<b>Variance since December 2015</b>	<b>(8.3%)</b>	<b>↓</b>



### ACTIVITY

Cumulative percentage of contracted UDA delivered 2016 & 2017



Month	Adjusted Scheduled Activity (UDA)	
	2016	2017
April	91	-41
May	681	478
June	897	761
July	1,244	1,390
August	1,694	1,822
September	2,547	2,509
October	3,339	2,930
November	3,364	3,561
December	4,280	4,453
January	4,585	
February	5,277	
March	5,783	
April	6,075	
May	6,072	
June	6,072	

### QUALITY

	Quantity	Base Number	Contract	AT	Region	England
% of FP17s for the same patient ID Re-attending within 3 months - Children	25	652	3.8%	11.7%	13.4%	12.4%
% of FP17s for the same patient ID Re-attending within 3 months - Adults	264	2,002	13.2%	15.7%	17.3%	16.6%
% of FP17s for the same patient ID Re-attending between 3 & 9 months - Children	394	652	60.4%	57.3%	58.9%	57.5%
% of FP17s for the same patient ID Re-attending between 3 & 9 months - Adults	904	2,002	45.2%	52.2%	52.5%	50.4%
% of FP17s for Band 1 Urgent Courses	128	2,509	5.1%	8.3%	9.3%	9.1%
% of FP17s Relating to Free Repair or Replacements	47	2,509	1.9%	1.2%	1.0%	0.8%
% of FP17s Relating to Continuations	7	2,509	0.3%	1.6%	1.5%	1.3%
% of Patients satisfied with the dentistry they have received	6	7	N/A	92.5%	93.1%	92.7%
% of Patients satisfied with the time they had to wait for an appointment	6	7	N/A	90.6%	89.8%	88.8%

\* This is based on patients treated on this contract for their most recent course of treatment. Figures in italics indicate the base number of FP17s or Patient Questionnaire responses are less than 100. N/A is shown where the base number of responses is less than 10 during the period. % is calculated as Quantity/Base number\*100

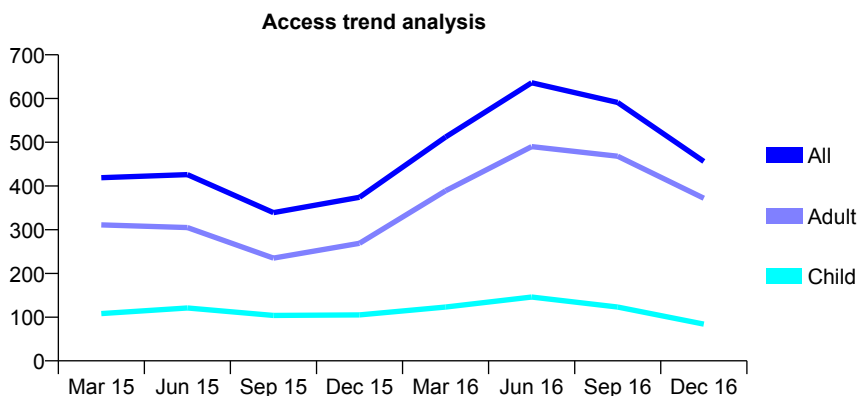
## Q49 - Vital Signs At a Glance Contract Report for 138576/0002 - December 2016

Name or company name	Dr J A Richards Limited
Contract type name	GDS Contract
Purpose of contract	General
Contract start date	01/04/2009
Contract end date	

16/17 Contracted general activity (UDA)	1,350
Carry forward general activity (UDA)	7
16/17 Contracted orthodontic activity (UOA)	0
Carry forward orthodontic activity (UOA)	0
Baseline contract value	£35,170.95

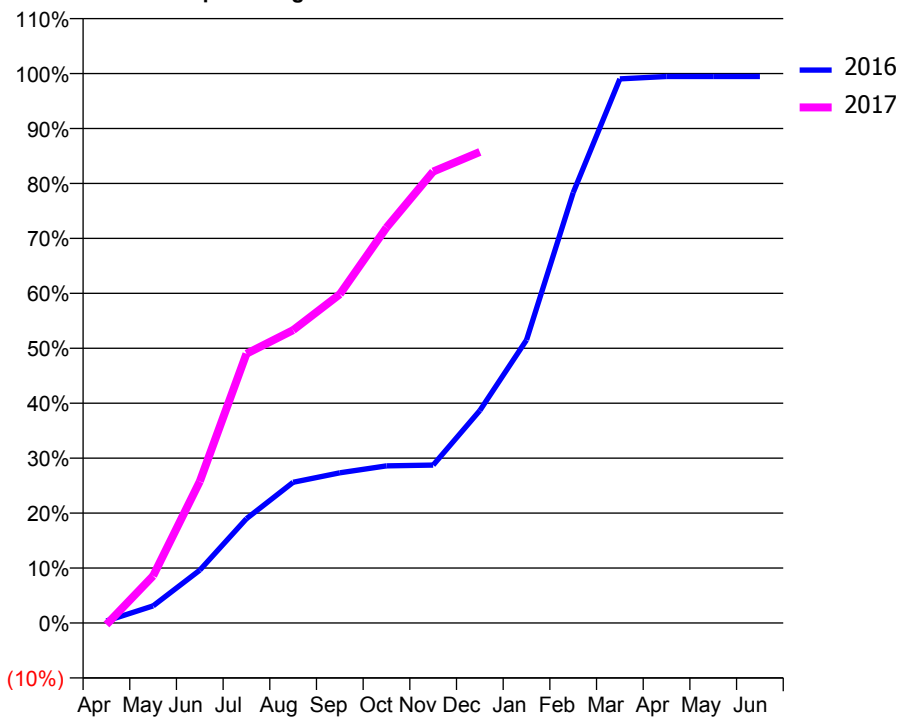
### ACCESS\*

Patients seen in 24 months	Total	Change since previous quarter
Quarter ending December 2015	374	
Quarter ending March 2016	512	↑
Quarter ending June 2016	636	↑
Quarter ending September 2016	591	↓
Quarter ending December 2016	456	↓
<b>Variance since December 2015</b>	<b>21.9%</b>	<b>↑</b>



### ACTIVITY

Cumulative percentage of contracted UDA delivered 2016 & 2017



Month	Adjusted Scheduled Activity (UDA)	
	2016	2017
April	5	-4
May	42	116
June	130	348
July	256	662
August	346	720
September	369	808
October	386	971
November	388	1,109
December	522	1,157
January	695	
February	1,057	
March	1,337	
April	1,343	
May	1,343	
June	1,343	

### QUALITY

	Quantity	Base Number	Contract	AT	Region	England
% of FP17s for the same patient ID Re-attending within 3 months - Children	1	123	0.8%	11.7%	13.4%	12.4%
% of FP17s for the same patient ID Re-attending within 3 months - Adults	24	432	5.6%	15.7%	17.3%	16.6%
% of FP17s for the same patient ID Re-attending between 3 & 9 months - Children	43	123	35.0%	57.3%	58.9%	57.5%
% of FP17s for the same patient ID Re-attending between 3 & 9 months - Adults	97	432	22.5%	52.2%	52.5%	50.4%
% of FP17s for Band 1 Urgent Courses	26	551	4.7%	8.3%	9.3%	9.1%
% of FP17s Relating to Free Repair or Replacements	3	551	0.5%	1.2%	1.0%	0.8%
% of FP17s Relating to Continuations	2	551	0.4%	1.6%	1.5%	1.3%
% of Patients satisfied with the dentistry they have received	1	1	N/A	92.5%	93.1%	92.7%
% of Patients satisfied with the time they had to wait for an appointment	1	1	N/A	90.6%	89.8%	88.8%

\* This is based on patients treated on this contract for their most recent course of treatment. Figures in italics indicate the base number of FP17s or Patient Questionnaire responses are less than 100. N/A is shown where the base number of responses is less than 10 during the period. % is calculated as Quantity/Base number\*100



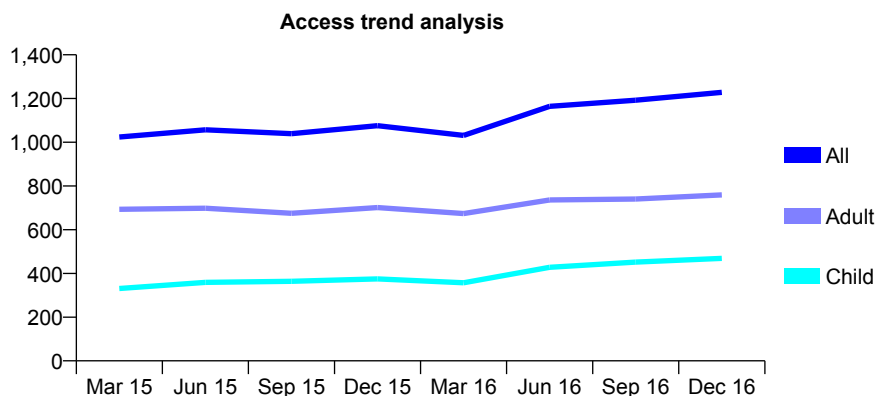
## Q49 - Vital Signs At a Glance Contract Report for 140449/0001 - December 2016

Name or company name	South Tyneside Foundation Trust
Contract type name	PDS Contract
Purpose of contract	General
Contract start date	01/06/2013
Contract end date	31/03/2017

16/17 Contracted general activity (UDA)	2,200
Carry forward general activity (UDA)	0
16/17 Contracted orthodontic activity (UOA)	0
Carry forward orthodontic activity (UOA)	0
Baseline contract value	£958,112.36

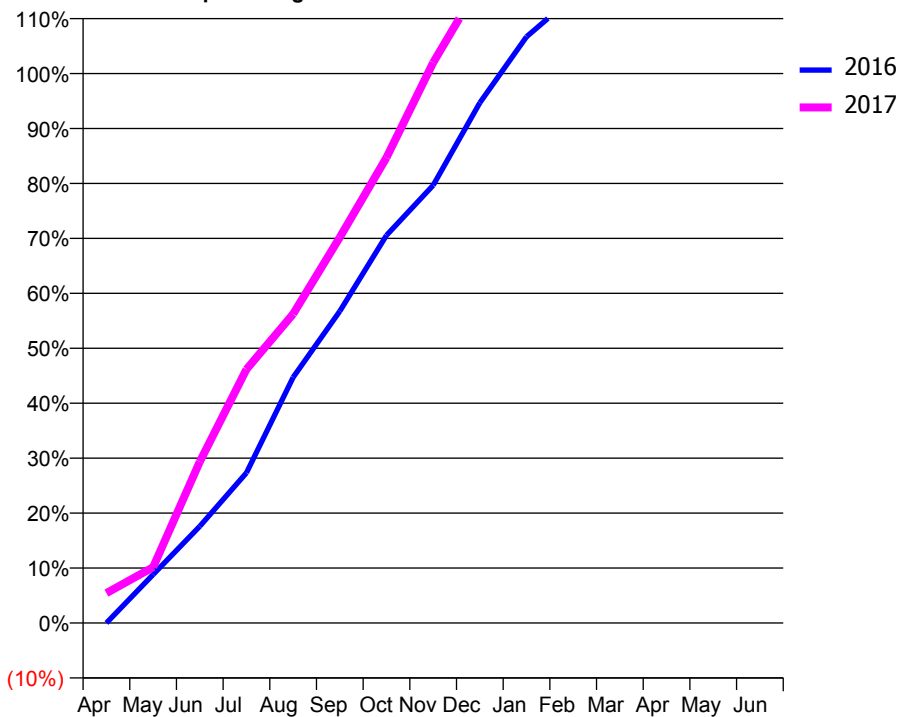
### ACCESS\*

Patients seen in 24 months	Total	Change since previous quarter
Quarter ending December 2015	1,076	
Quarter ending March 2016	1,031	↓
Quarter ending June 2016	1,164	↑
Quarter ending September 2016	1,192	↑
Quarter ending December 2016	1,228	↑
<b>Variance since December 2015</b>	<b>14.1%</b>	<b>↑</b>



### ACTIVITY

Cumulative percentage of contracted UDA delivered 2016 & 2017



Month	Adjusted Scheduled Activity (UDA)	
	2016	2017
April	0	120
May	194	224
June	387	646
July	601	1,016
August	983	1,237
September	1,248	1,544
October	1,552	1,864
November	1,753	2,244
December	2,083	2,558
January	2,347	
February	2,507	
March	2,508	
April	2,942	
May	3,014	
June	3,103	

### QUALITY

	Quantity	Base Number	Contract	AT	Region	England
% of FP17s for the same patient ID Re-attending within 3 months - Children	64	672	9.5%	11.7%	13.4%	12.4%
% of FP17s for the same patient ID Re-attending within 3 months - Adults	93	863	10.8%	15.7%	17.3%	16.6%
% of FP17s for the same patient ID Re-attending between 3 & 9 months - Children	157	672	23.4%	57.3%	58.9%	57.5%
% of FP17s for the same patient ID Re-attending between 3 & 9 months - Adults	315	863	36.5%	52.2%	52.5%	50.4%
% of FP17s for Band 1 Urgent Courses	30	1,230	2.4%	8.3%	9.3%	9.1%
% of FP17s Relating to Free Repair or Replacements	4	1,230	0.3%	1.2%	1.0%	0.8%
% of FP17s Relating to Continuations	19	1,230	1.5%	1.6%	1.5%	1.3%
% of Patients satisfied with the dentistry they have received	2	2	N/A	92.5%	93.1%	92.7%
% of Patients satisfied with the time they had to wait for an appointment	2	2	N/A	90.6%	89.8%	88.8%

\* This is based on patients treated on this contract for their most recent course of treatment. Figures in italics indicate the base number of FP17s or Patient Questionnaire responses are less than 100. N/A is shown where the base number of responses is less than 10 during the period. % is calculated as Quantity/Base number\*100

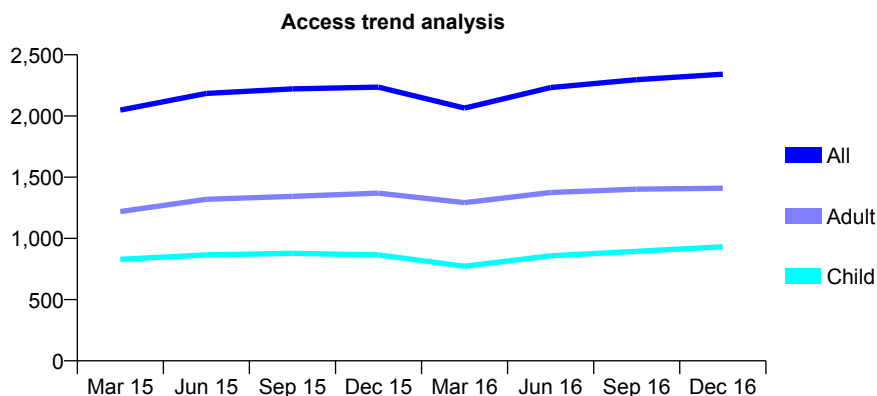
## Q49 - Vital Signs At a Glance Contract Report for 140449/0002 - December 2016

Name or company name	South Tyneside Foundation Trust
Contract type name	PDS Contract
Purpose of contract	General
Contract start date	01/06/2013
Contract end date	31/03/2017

16/17 Contracted general activity (UDA)	5,050
Carry forward general activity (UDA)	0
16/17 Contracted orthodontic activity (UOA)	0
Carry forward orthodontic activity (UOA)	0
Baseline contract value	£2,053,601.59

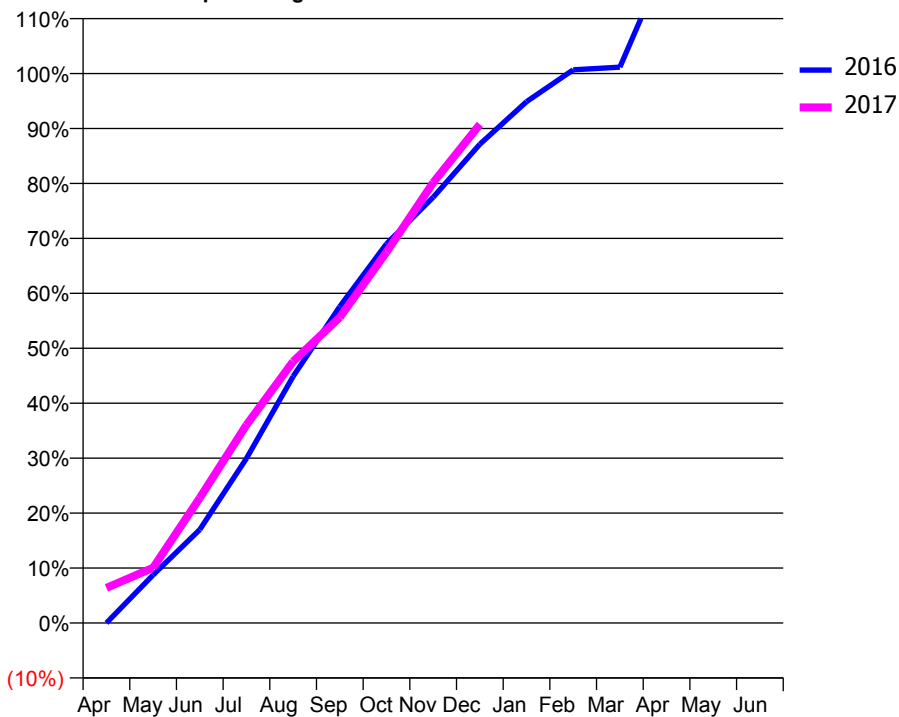
### ACCESS\*

Patients seen in 24 months	Total	Change since previous quarter
Quarter ending December 2015	2,236	
Quarter ending March 2016	2,065	↓
Quarter ending June 2016	2,233	↑
Quarter ending September 2016	2,297	↑
Quarter ending December 2016	2,342	→
<b>Variance since December 2015</b>	<b>4.7%</b>	<b>↑</b>



### ACTIVITY

Cumulative percentage of contracted UDA delivered 2016 & 2017



Month	Adjusted Scheduled Activity (UDA)	
	2016	2017
April	0	322
May	442	508
June	858	1,150
July	1,512	1,821
August	2,266	2,403
September	2,909	2,809
October	3,484	3,409
November	3,912	4,048
December	4,400	4,583
January	4,791	
February	5,084	
March	5,108	
April	6,098	
May	6,112	
June	6,272	

### QUALITY

	Quantity	Base Number	Contract	AT	Region	England
% of FP17s for the same patient ID Re-attending within 3 months - Children	64	1,155	5.5%	11.7%	13.4%	12.4%
% of FP17s for the same patient ID Re-attending within 3 months - Adults	102	1,541	6.6%	15.7%	17.3%	16.6%
% of FP17s for the same patient ID Re-attending between 3 & 9 months - Children	241	1,155	20.9%	57.3%	58.9%	57.5%
% of FP17s for the same patient ID Re-attending between 3 & 9 months - Adults	597	1,541	38.7%	52.2%	52.5%	50.4%
% of FP17s for Band 1 Urgent Courses	35	2,084	1.7%	8.3%	9.3%	9.1%
% of FP17s Relating to Free Repair or Replacements	8	2,084	0.4%	1.2%	1.0%	0.8%
% of FP17s Relating to Continuations	19	2,084	0.9%	1.6%	1.5%	1.3%
% of Patients satisfied with the dentistry they have received	0	0	N/A	92.5%	93.1%	92.7%
% of Patients satisfied with the time they had to wait for an appointment	0	0	N/A	90.6%	89.8%	88.8%

\* This is based on patients treated on this contract for their most recent course of treatment. Figures in italics indicate the base number of FP17s or Patient Questionnaire responses are less than 100. N/A is shown where the base number of responses is less than 10 during the period. % is calculated as Quantity/Base number\*100

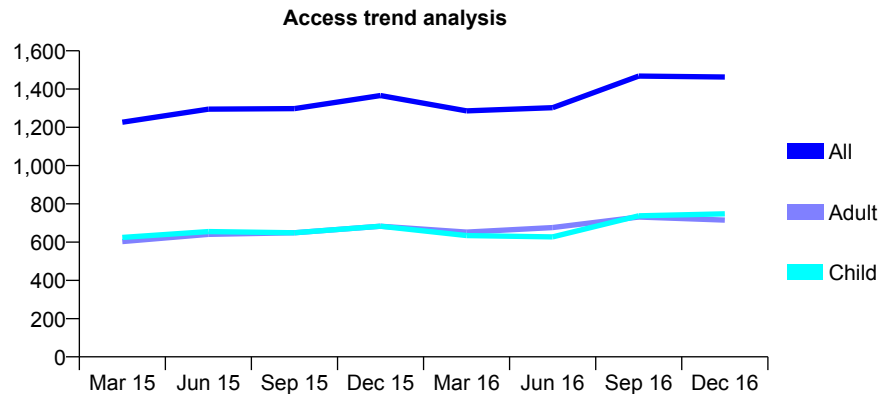
## Q49 - Vital Signs At a Glance Contract Report for 140449/0003 - December 2016

Name or company name	South Tyneside Foundation Trust
Contract type name	PDS Contract
Purpose of contract	General
Contract start date	01/06/2013
Contract end date	31/03/2017

16/17 Contracted general activity (UDA)	2,195
Carry forward general activity (UDA)	0
16/17 Contracted orthodontic activity (UOA)	0
Carry forward orthodontic activity (UOA)	0
Baseline contract value	£1,222,306.98

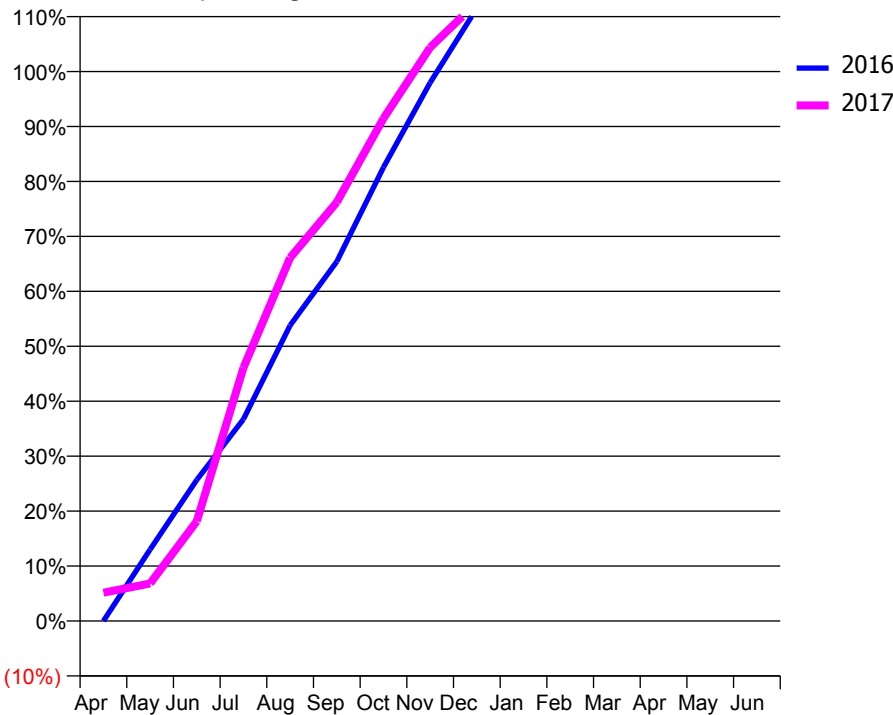
### ACCESS\*

Patients seen in 24 months	Total	Change since previous quarter
Quarter ending December 2015	1,366	
Quarter ending March 2016	1,286	↓
Quarter ending June 2016	1,303	→
Quarter ending September 2016	1,468	↑
Quarter ending December 2016	1,463	→
<b>Variance since December 2015</b>	<b>7.1%</b>	<b>↑</b>



### ACTIVITY

Cumulative percentage of contracted UDA delivered 2016 & 2017



Month	Adjusted Scheduled Activity (UDA)	
	2016	2017
April	0	113
May	286	150
June	564	399
July	806	1,012
August	1,181	1,451
September	1,436	1,673
October	1,812	2,008
November	2,151	2,291
December	2,448	2,470
January	2,707	
February	2,920	
March	2,923	
April	3,236	
May	3,236	
June	3,286	

### QUALITY

	Quantity	Base Number	Contract	AT	Region	England
% of FP17s for the same patient ID Re-attending within 3 months - Children	140	983	14.2%	11.7%	13.4%	12.4%
% of FP17s for the same patient ID Re-attending within 3 months - Adults	62	752	8.2%	15.7%	17.3%	16.6%
% of FP17s for the same patient ID Re-attending between 3 & 9 months - Children	277	983	28.2%	57.3%	58.9%	57.5%
% of FP17s for the same patient ID Re-attending between 3 & 9 months - Adults	248	752	33.0%	52.2%	52.5%	50.4%
% of FP17s for Band 1 Urgent Courses	31	1,351	2.3%	8.3%	9.3%	9.1%
% of FP17s Relating to Free Repair or Replacements	0	1,351	0.0%	1.2%	1.0%	0.8%
% of FP17s Relating to Continuations	33	1,351	2.4%	1.6%	1.5%	1.3%
% of Patients satisfied with the dentistry they have received	1	1	N/A	92.5%	93.1%	92.7%
% of Patients satisfied with the time they had to wait for an appointment	1	1	N/A	90.6%	89.8%	88.8%

\* This is based on patients treated on this contract for their most recent course of treatment. Figures in italics indicate the base number of FP17s or Patient Questionnaire responses are less than 100. N/A is shown where the base number of responses is less than 10 during the period. % is calculated as Quantity/Base number\*100

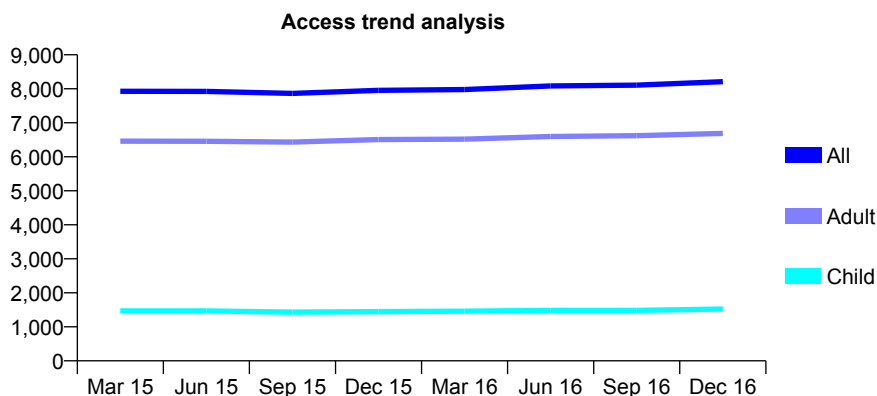
## Q49 - Vital Signs At a Glance Contract Report for 141593/0001 - December 2016

Name or company name	J R P Jones and Associates
Contract type name	GDS Contract
Purpose of contract	General and Orthodontic
Contract start date	01/03/2012
Contract end date	

16/17 Contracted general activity (UDA)	26,411
Carry forward general activity (UDA)	0
16/17 Contracted orthodontic activity (UOA)	300
Carry forward orthodontic activity (UOA)	0
Baseline contract value	£697,967.49

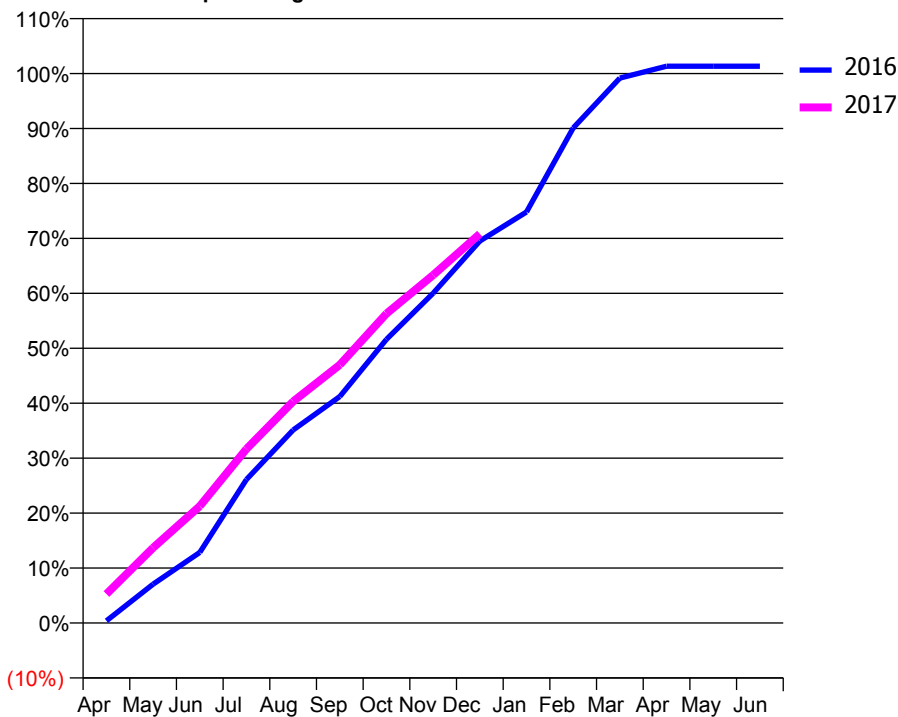
### ACCESS\*

Patients seen in 24 months	Total	Change since previous quarter
Quarter ending December 2015	7,954	
Quarter ending March 2016	7,978	→
Quarter ending June 2016	8,084	→
Quarter ending September 2016	8,106	→
Quarter ending December 2016	8,209	→
<b>Variance since December 2015</b>	<b>3.2%</b>	<b>↑</b>



### ACTIVITY

Cumulative percentage of contracted UDA delivered 2016 & 2017



Month	Adjusted Scheduled Activity (UDA)	
	2016	2017
April	107	1,396
May	1,871	3,620
June	3,391	5,616
July	6,899	8,365
August	9,279	10,646
September	10,886	12,414
October	13,637	14,874
November	15,856	16,722
December	18,358	18,703
January	19,756	
February	23,796	
March	26,191	
April	26,763	
May	26,763	
June	26,764	

### QUALITY

	Quantity	Base Number	Contract	AT	Region	England
% of FP17s for the same patient ID Re-attending within 3 months - Children	156	2,065	7.6%	11.7%	13.4%	12.4%
% of FP17s for the same patient ID Re-attending within 3 months - Adults	1,095	8,379	13.1%	15.7%	17.3%	16.6%
% of FP17s for the same patient ID Re-attending between 3 & 9 months - Children	1,512	2,065	73.2%	57.3%	58.9%	57.5%
% of FP17s for the same patient ID Re-attending between 3 & 9 months - Adults	5,813	8,379	69.4%	52.2%	52.5%	50.4%
% of FP17s for Band 1 Urgent Courses	488	9,916	4.9%	8.3%	9.3%	9.1%
% of FP17s Relating to Free Repair or Replacements	205	9,916	2.1%	1.2%	1.0%	0.8%
% of FP17s Relating to Continuations	236	9,916	2.4%	1.6%	1.5%	1.3%
% of Patients satisfied with the dentistry they have received	19	20	95.0%	92.5%	93.1%	92.7%
% of Patients satisfied with the time they had to wait for an appointment	18	20	90.0%	90.6%	89.8%	88.8%

\* This is based on patients treated on this contract for their most recent course of treatment. Figures in italics indicate the base number of FP17s or Patient Questionnaire responses are less than 100. N/A is shown where the base number of responses is less than 10 during the period. % is calculated as Quantity/Base number\*100

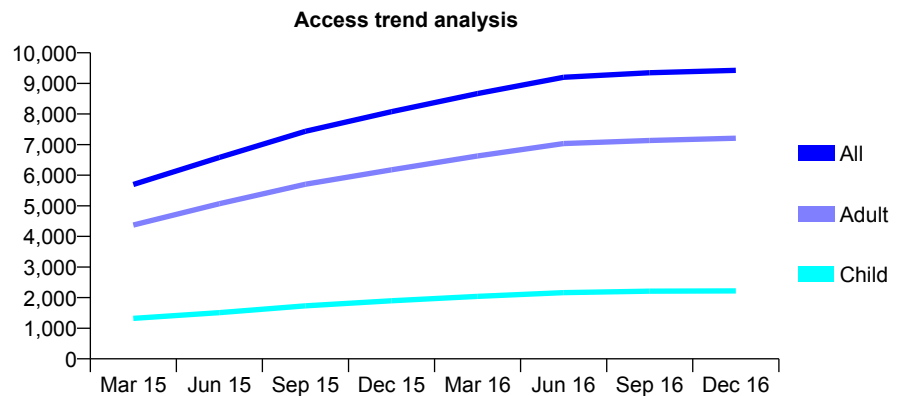
## Q49 - Vital Signs At a Glance Contract Report for 141852/0001 - December 2016

Name or company name	Perfect Smile Gateshead Partnership
Contract type name	GDS Contract
Purpose of contract	General and Orthodontic
Contract start date	01/07/2014
Contract end date	

16/17 Contracted general activity (UDA)	28,872
Carry forward general activity (UDA)	0
16/17 Contracted orthodontic activity (UOA)	500
Carry forward orthodontic activity (UOA)	0
Baseline contract value	£849,088.12

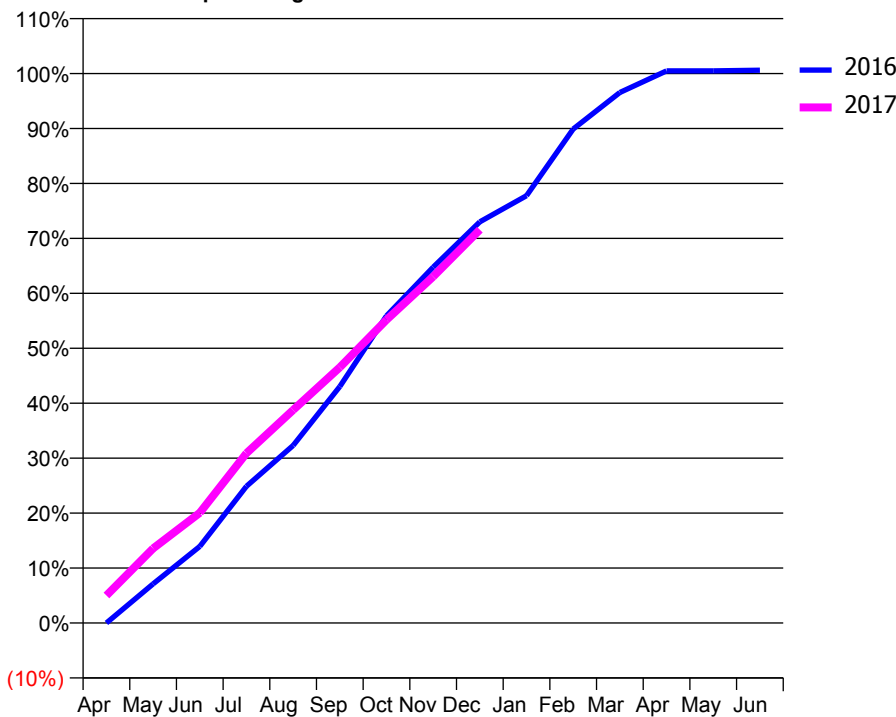
### ACCESS\*

Patients seen in 24 months	Total	Change since previous quarter
Quarter ending December 2015	8,076	
Quarter ending March 2016	8,671	↑
Quarter ending June 2016	9,199	↑
Quarter ending September 2016	9,347	→
Quarter ending December 2016	9,429	→
<b>Variance since December 2015</b>	<b>16.8%</b>	<b>↑</b>



### ACTIVITY

Cumulative percentage of contracted UDA delivered 2016 & 2017



Month	Adjusted Scheduled Activity (UDA)	
	2016	2017
April	0	1,444
May	2,057	3,920
June	4,026	5,791
July	7,182	8,921
August	9,326	11,189
September	12,429	13,436
October	16,138	15,927
November	18,698	18,200
December	21,076	20,667
January	22,450	
February	25,956	
March	27,872	
April	29,013	
May	29,013	
June	29,047	

### QUALITY

	Quantity	Base Number	Contract	AT	Region	England
% of FP17s for the same patient ID Re-attending within 3 months - Children	217	1,973	11.0%	11.7%	13.4%	12.4%
% of FP17s for the same patient ID Re-attending within 3 months - Adults	975	6,341	15.4%	15.7%	17.3%	16.6%
% of FP17s for the same patient ID Re-attending between 3 & 9 months - Children	805	1,973	40.8%	57.3%	58.9%	57.5%
% of FP17s for the same patient ID Re-attending between 3 & 9 months - Adults	2,706	6,341	42.7%	52.2%	52.5%	50.4%
% of FP17s for Band 1 Urgent Courses	814	7,758	10.5%	8.3%	9.3%	9.1%
% of FP17s Relating to Free Repair or Replacements	143	7,758	1.8%	1.2%	1.0%	0.8%
% of FP17s Relating to Continuations	96	7,758	1.2%	1.6%	1.5%	1.3%
% of Patients satisfied with the dentistry they have received	11	14	78.6%	92.5%	93.1%	92.7%
% of Patients satisfied with the time they had to wait for an appointment	13	14	92.9%	90.6%	89.8%	88.8%

\* This is based on patients treated on this contract for their most recent course of treatment. Figures in italics indicate the base number of FP17s or Patient Questionnaire responses are less than 100. N/A is shown where the base number of responses is less than 10 during the period. % is calculated as Quantity/Base number\*100

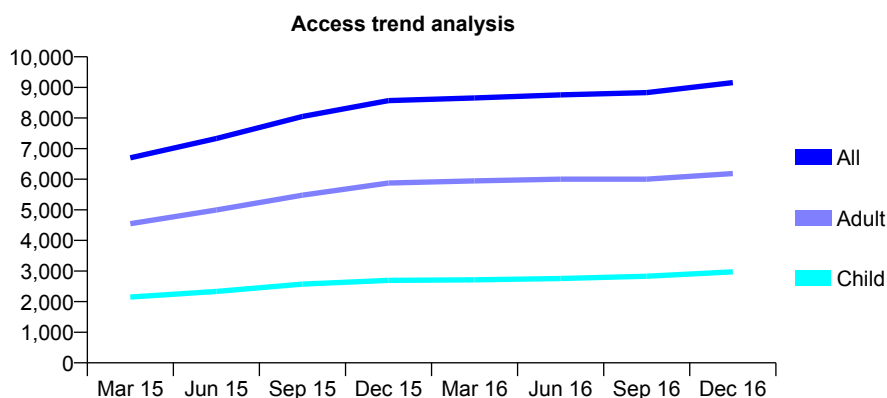
## Q49 - Vital Signs At a Glance Contract Report for 142050/0001 - December 2016

Name or company name	The Grainger Stockton, Birtley and Stanley
Contract type name	GDS Contract
Purpose of contract	General
Contract start date	01/02/2014
Contract end date	

16/17 Contracted general activity (UDA)	32,500
Carry forward general activity (UDA)	0
16/17 Contracted orthodontic activity (UOA)	0
Carry forward orthodontic activity (UOA)	0
Baseline contract value	£760,963.34

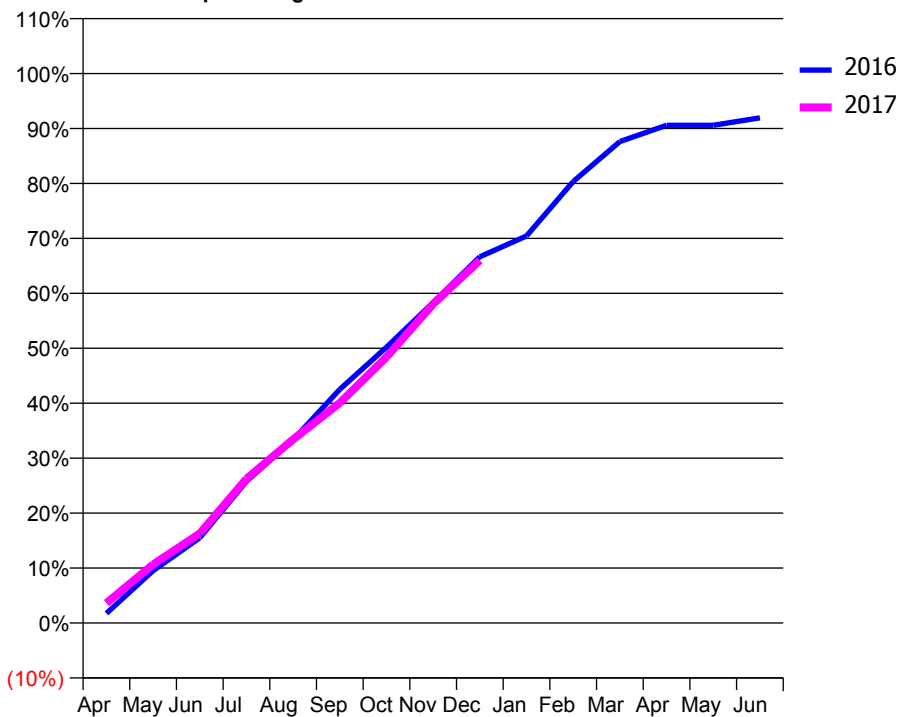
### ACCESS\*

Patients seen in 24 months	Total	Change since previous quarter
Quarter ending December 2015	8,569	
Quarter ending March 2016	8,655	→
Quarter ending June 2016	8,755	→
Quarter ending September 2016	8,832	→
Quarter ending December 2016	9,159	↑
<b>Variance since December 2015</b>	<b>6.9%</b>	<b>↑</b>



### ACTIVITY

Cumulative percentage of contracted UDA delivered 2016 & 2017



Month	Adjusted Scheduled Activity (UDA)	
	2016	2017
April	575	1,176
May	3,098	3,466
June	5,042	5,295
July	8,380	8,530
August	10,843	10,864
September	13,821	13,019
October	16,314	15,732
November	18,955	18,868
December	21,659	21,452
January	22,895	
February	26,110	
March	28,475	
April	29,439	
May	29,439	
June	29,881	

### QUALITY

	Quantity	Base Number	Contract	AT	Region	England
% of FP17s for the same patient ID Re-attending within 3 months - Children	182	3,217	5.7%	11.7%	13.4%	12.4%
% of FP17s for the same patient ID Re-attending within 3 months - Adults	776	6,075	12.8%	15.7%	17.3%	16.6%
% of FP17s for the same patient ID Re-attending between 3 & 9 months - Children	1,770	3,217	55.0%	57.3%	58.9%	57.5%
% of FP17s for the same patient ID Re-attending between 3 & 9 months - Adults	3,121	6,075	51.4%	52.2%	52.5%	50.4%
% of FP17s for Band 1 Urgent Courses	568	8,682	6.5%	8.3%	9.3%	9.1%
% of FP17s Relating to Free Repair or Replacements	50	8,682	0.6%	1.2%	1.0%	0.8%
% of FP17s Relating to Continuations	128	8,682	1.5%	1.6%	1.5%	1.3%
% of Patients satisfied with the dentistry they have received	5	6	N/A	92.5%	93.1%	92.7%
% of Patients satisfied with the time they had to wait for an appointment	4	6	N/A	90.6%	89.8%	88.8%

\* This is based on patients treated on this contract for their most recent course of treatment. Figures in italics indicate the base number of FP17s or Patient Questionnaire responses are less than 100. N/A is shown where the base number of responses is less than 10 during the period. % is calculated as Quantity/Base number\*100

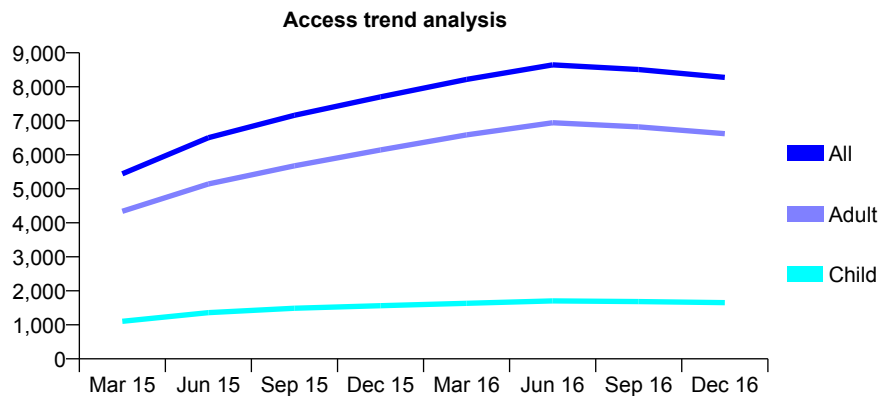
## Q49 - Vital Signs At a Glance Contract Report for 143324/0001 - December 2016

Name or company name	Perfect Smile Blaydon Partnership
Contract type name	GDS Contract
Purpose of contract	General
Contract start date	01/07/2014
Contract end date	

16/17 Contracted general activity (UDA)	22,584
Carry forward general activity (UDA)	46
16/17 Contracted orthodontic activity (UOA)	0
Carry forward orthodontic activity (UOA)	0
Baseline contract value	£707,331.42

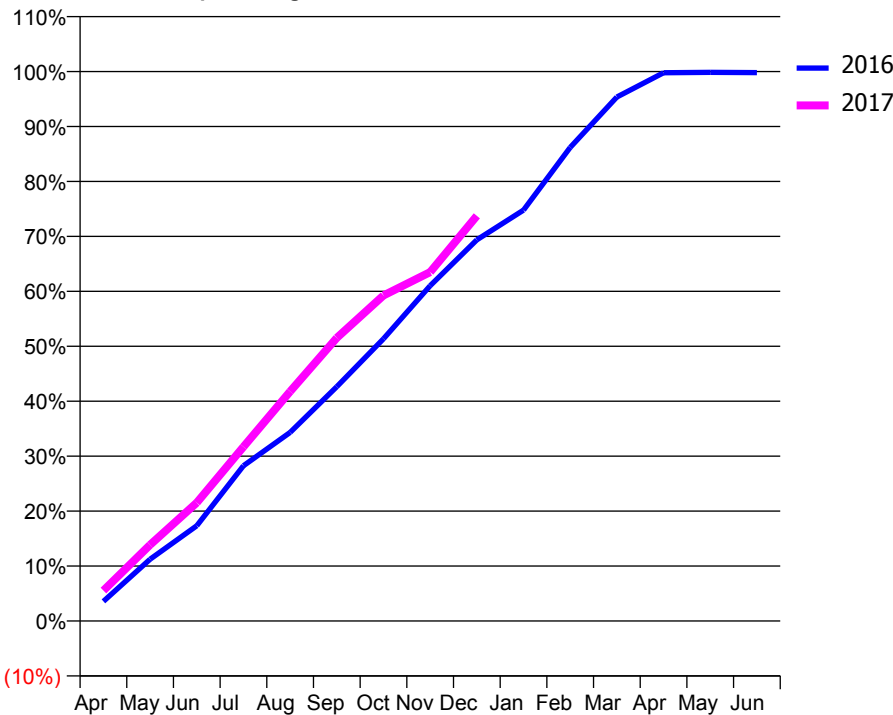
### ACCESS\*

Patients seen in 24 months	Total	Change since previous quarter
Quarter ending December 2015	7,705	
Quarter ending March 2016	8,218	↑
Quarter ending June 2016	8,647	↑
Quarter ending September 2016	8,506	↓
Quarter ending December 2016	8,275	↓
<b>Variance since December 2015</b>	<b>7.4%</b>	<b>↑</b>



### ACTIVITY

Cumulative percentage of contracted UDA delivered 2016 & 2017



Month	Adjusted Scheduled Activity (UDA)	
	2016	2017
April	808	1,250
May	2,538	3,131
June	3,916	4,862
July	6,384	7,162
August	7,752	9,435
September	9,631	11,640
October	11,600	13,383
November	13,779	14,342
December	15,663	16,651
January	16,888	
February	19,465	
March	21,534	
April	22,532	
May	22,548	
June	22,538	

### QUALITY

	Quantity	Base Number	Contract	AT	Region	England
% of FP17s for the same patient ID Re-attending within 3 months - Children	89	1,440	6.2%	11.7%	13.4%	12.4%
% of FP17s for the same patient ID Re-attending within 3 months - Adults	851	5,306	16.0%	15.7%	17.3%	16.6%
% of FP17s for the same patient ID Re-attending between 3 & 9 months - Children	498	1,440	34.6%	57.3%	58.9%	57.5%
% of FP17s for the same patient ID Re-attending between 3 & 9 months - Adults	1,729	5,306	32.6%	52.2%	52.5%	50.4%
% of FP17s for Band 1 Urgent Courses	543	6,368	8.5%	8.3%	9.3%	9.1%
% of FP17s Relating to Free Repair or Replacements	65	6,368	1.0%	1.2%	1.0%	0.8%
% of FP17s Relating to Continuations	194	6,368	3.0%	1.6%	1.5%	1.3%
% of Patients satisfied with the dentistry they have received	10	11	90.9%	92.5%	93.1%	92.7%
% of Patients satisfied with the time they had to wait for an appointment	9	11	81.8%	90.6%	89.8%	88.8%

\* This is based on patients treated on this contract for their most recent course of treatment. Figures in italics indicate the base number of FP17s or Patient Questionnaire responses are less than 100. N/A is shown where the base number of responses is less than 10 during the period. % is calculated as Quantity/Base number\*100



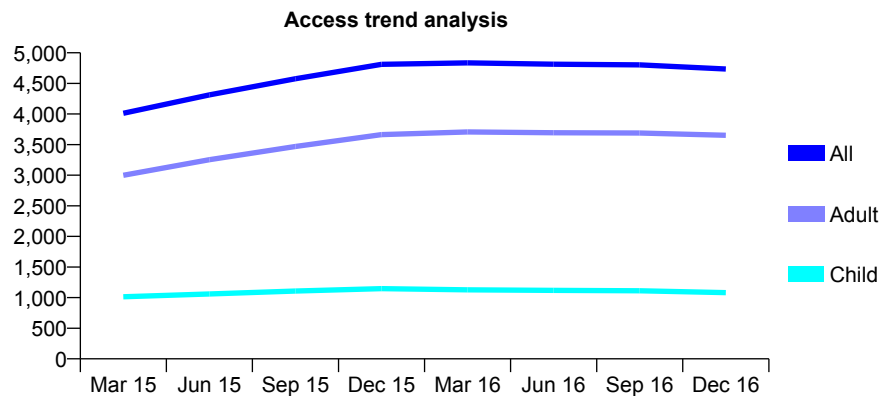
## Q49 - Vital Signs At a Glance Contract Report for 143960/0001 - December 2016

Name or company name	1A Dental Practice Partnership
Contract type name	GDS Contract
Purpose of contract	General
Contract start date	31/01/2014
Contract end date	

16/17 Contracted general activity (UDA)	23,000
Carry forward general activity (UDA)	0
16/17 Contracted orthodontic activity (UOA)	0
Carry forward orthodontic activity (UOA)	0
Baseline contract value	£685,999.62

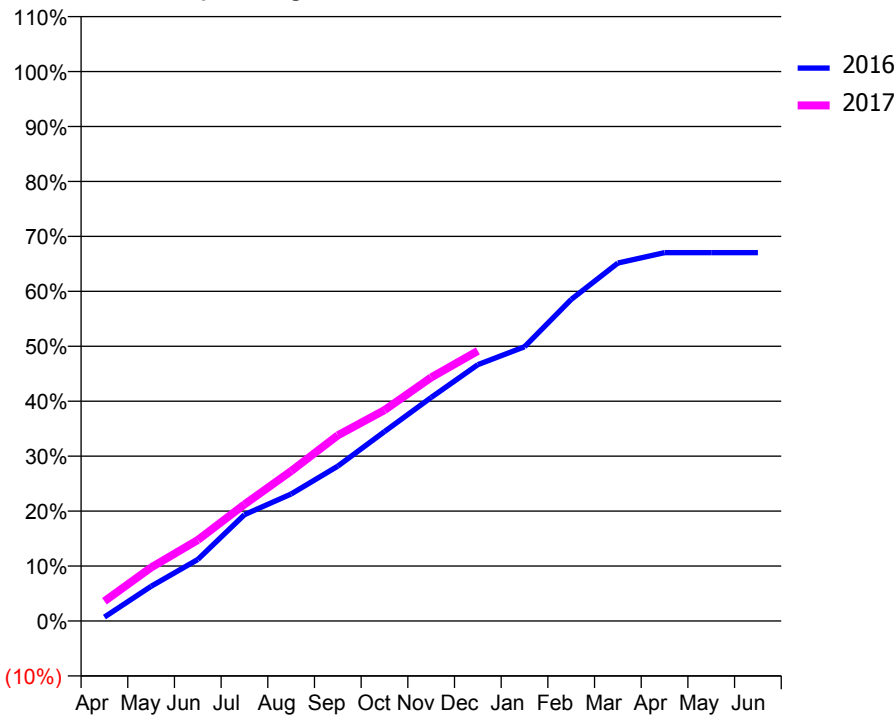
### ACCESS\*

Patients seen in 24 months	Total	Change since previous quarter
Quarter ending December 2015	4,812	
Quarter ending March 2016	4,836	→
Quarter ending June 2016	4,813	→
Quarter ending September 2016	4,803	→
Quarter ending December 2016	4,735	↓
<b>Variance since December 2015</b>	<b>(1.6%)</b>	<b>↓</b>



### ACTIVITY

Cumulative percentage of contracted UDA delivered 2016 & 2017



Month	Adjusted Scheduled Activity (UDA)	
	2016	2017
April	167	827
May	1,452	2,240
June	2,576	3,393
July	4,453	4,881
August	5,315	6,275
September	6,481	7,771
October	7,931	8,825
November	9,359	10,192
December	10,730	11,303
January	11,477	
February	13,458	
March	14,981	
April	15,418	
May	15,419	
June	15,419	

### QUALITY

	Quantity	Base Number	Contract	AT	Region	England
% of FP17s for the same patient ID Re-attending within 3 months - Children	70	1,118	6.3%	11.7%	13.4%	12.4%
% of FP17s for the same patient ID Re-attending within 3 months - Adults	400	3,364	11.9%	15.7%	17.3%	16.6%
% of FP17s for the same patient ID Re-attending between 3 & 9 months - Children	556	1,118	49.7%	57.3%	58.9%	57.5%
% of FP17s for the same patient ID Re-attending between 3 & 9 months - Adults	1,527	3,364	45.4%	52.2%	52.5%	50.4%
% of FP17s for Band 1 Urgent Courses	152	4,310	3.5%	8.3%	9.3%	9.1%
% of FP17s Relating to Free Repair or Replacements	39	4,310	0.9%	1.2%	1.0%	0.8%
% of FP17s Relating to Continuations	92	4,310	2.1%	1.6%	1.5%	1.3%
% of Patients satisfied with the dentistry they have received	12	14	85.7%	92.5%	93.1%	92.7%
% of Patients satisfied with the time they had to wait for an appointment	13	14	92.9%	90.6%	89.8%	88.8%

\* This is based on patients treated on this contract for their most recent course of treatment. Figures in italics indicate the base number of FP17s or Patient Questionnaire responses are less than 100. N/A is shown where the base number of responses is less than 10 during the period. % is calculated as Quantity/Base number\*100

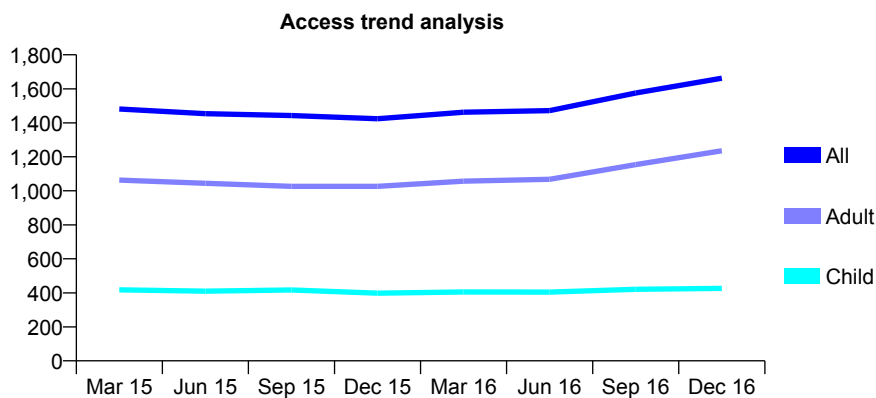
## Q49 - Vital Signs At a Glance Contract Report for 144479/0001 - December 2016

Name or company name	CSDP(UK) Ltd
Contract type name	GDS Contract
Purpose of contract	General
Contract start date	01/07/2010
Contract end date	

16/17 Contracted general activity (UDA)	6,622
Carry forward general activity (UDA)	0
16/17 Contracted orthodontic activity (UOA)	0
Carry forward orthodontic activity (UOA)	0
Baseline contract value	£180,226.89

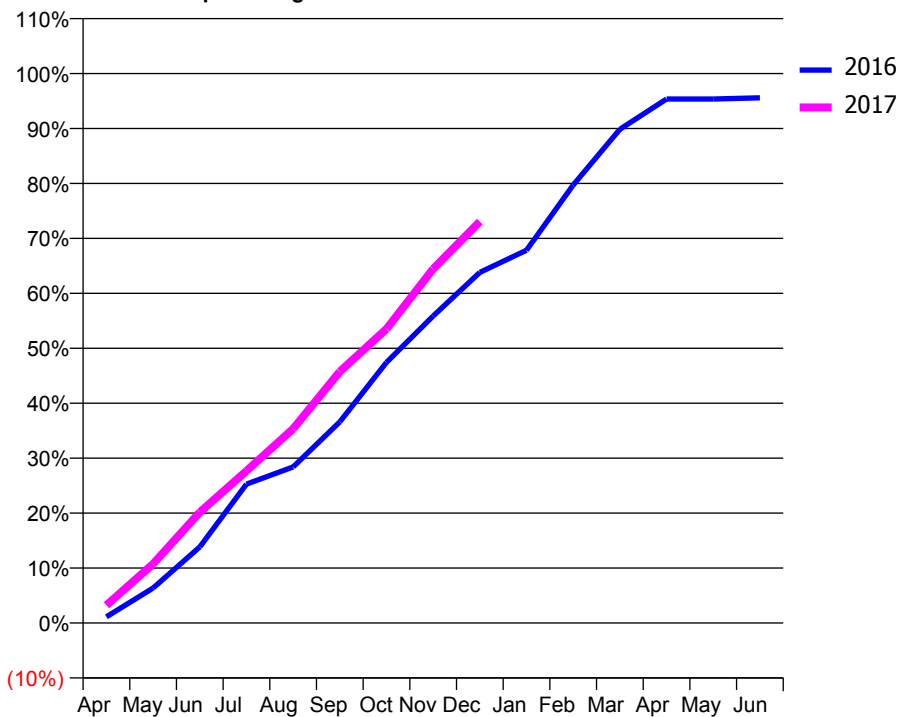
### ACCESS\*

Patients seen in 24 months	Total	Change since previous quarter
Quarter ending December 2015	1,424	
Quarter ending March 2016	1,462	↑
Quarter ending June 2016	1,472	→
Quarter ending September 2016	1,575	↑
Quarter ending December 2016	1,662	↑
<b>Variance since December 2015</b>	<b>16.7%</b>	<b>↑</b>



### ACTIVITY

Cumulative percentage of contracted UDA delivered 2016 & 2017



Month	Adjusted Scheduled Activity (UDA)	
	2016	2017
April	75	214
May	422	713
June	916	1,335
July	1,673	1,833
August	1,880	2,341
September	2,423	3,030
October	3,140	3,544
November	3,700	4,267
December	4,225	4,838
January	4,492	
February	5,278	
March	5,950	
April	6,314	
May	6,314	
June	6,329	

### QUALITY

	Quantity	Base Number	Contract	AT	Region	England
% of FP17s for the same patient ID Re-attending within 3 months - Children	25	480	5.2%	11.7%	13.4%	12.4%
% of FP17s for the same patient ID Re-attending within 3 months - Adults	85	1,277	6.7%	15.7%	17.3%	16.6%
% of FP17s for the same patient ID Re-attending between 3 & 9 months - Children	274	480	57.1%	57.3%	58.9%	57.5%
% of FP17s for the same patient ID Re-attending between 3 & 9 months - Adults	612	1,277	47.9%	52.2%	52.5%	50.4%
% of FP17s for Band 1 Urgent Courses	59	1,684	3.5%	8.3%	9.3%	9.1%
% of FP17s Relating to Free Repair or Replacements	4	1,684	0.2%	1.2%	1.0%	0.8%
% of FP17s Relating to Continuations	14	1,684	0.8%	1.6%	1.5%	1.3%
% of Patients satisfied with the dentistry they have received	2	3	N/A	92.5%	93.1%	92.7%
% of Patients satisfied with the time they had to wait for an appointment	1	3	N/A	90.6%	89.8%	88.8%

\* This is based on patients treated on this contract for their most recent course of treatment. Figures in italics indicate the base number of FP17s or Patient Questionnaire responses are less than 100. N/A is shown where the base number of responses is less than 10 during the period. % is calculated as Quantity/Base number\*100

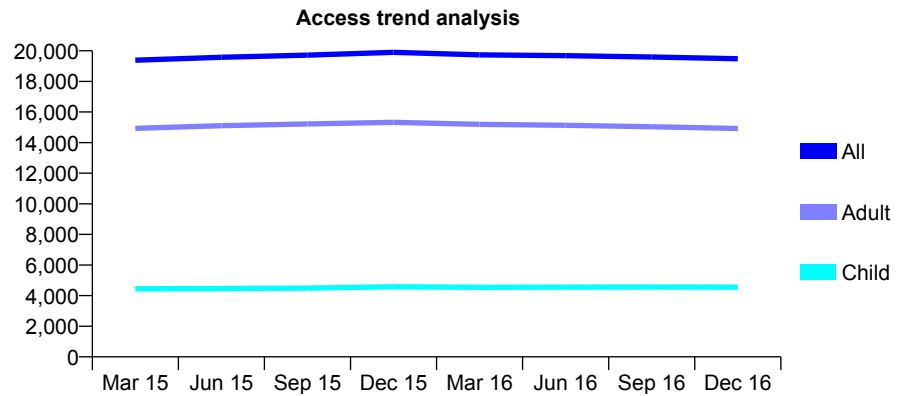
## Q49 - Vital Signs At a Glance Contract Report for 144770/0001 - December 2016

Name or company name	Newcastle and Wallsend Dental Practice P
Contract type name	GDS Contract
Purpose of contract	General
Contract start date	01/05/2013
Contract end date	

16/17 Contracted general activity (UDA)	69,738
Carry forward general activity (UDA)	0
16/17 Contracted orthodontic activity (UOA)	0
Carry forward orthodontic activity (UOA)	0
Baseline contract value	£1,789,684.62

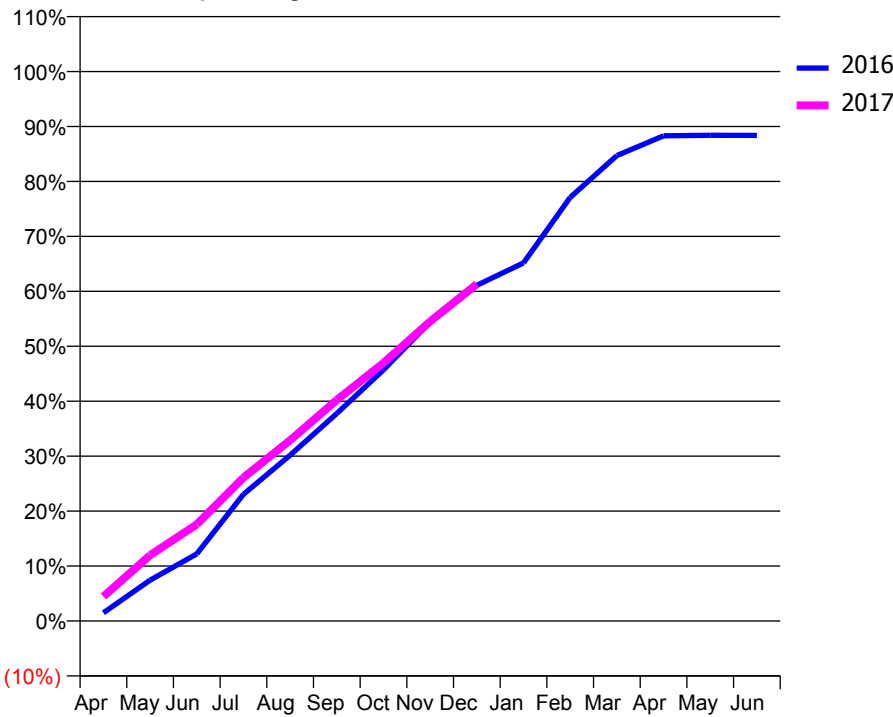
### ACCESS\*

Patients seen in 24 months	Total	Change since previous quarter
Quarter ending December 2015	19,901	
Quarter ending March 2016	19,738	→
Quarter ending June 2016	19,686	→
Quarter ending September 2016	19,596	→
Quarter ending December 2016	19,478	→
<b>Variance since December 2015</b>	<b>(2.1%)</b>	<b>↓</b>



### ACTIVITY

Cumulative percentage of contracted UDA delivered 2016 & 2017



Month	Adjusted Scheduled Activity (UDA)	
	2016	2017
April	1,038	3,104
May	5,184	8,348
June	8,527	12,265
July	16,088	18,206
August	21,038	22,943
September	26,346	28,045
October	31,872	32,750
November	37,945	38,019
December	42,602	42,757
January	45,444	
February	53,757	
March	59,066	
April	61,573	
May	61,646	
June	61,630	

### QUALITY

	Quantity	Base Number	Contract	AT	Region	England
% of FP17s for the same patient ID Re-attending within 3 months - Children	255	4,979	5.1%	11.7%	13.4%	12.4%
% of FP17s for the same patient ID Re-attending within 3 months - Adults	1,790	15,592	11.5%	15.7%	17.3%	16.6%
% of FP17s for the same patient ID Re-attending between 3 & 9 months - Children	3,016	4,979	60.6%	57.3%	58.9%	57.5%
% of FP17s for the same patient ID Re-attending between 3 & 9 months - Adults	9,320	15,592	59.8%	52.2%	52.5%	50.4%
% of FP17s for Band 1 Urgent Courses	1,314	19,496	6.7%	8.3%	9.3%	9.1%
% of FP17s Relating to Free Repair or Replacements	219	19,496	1.1%	1.2%	1.0%	0.8%
% of FP17s Relating to Continuations	297	19,496	1.5%	1.6%	1.5%	1.3%
% of Patients satisfied with the dentistry they have received	27	31	87.1%	92.5%	93.1%	92.7%
% of Patients satisfied with the time they had to wait for an appointment	29	31	93.5%	90.6%	89.8%	88.8%

\* This is based on patients treated on this contract for their most recent course of treatment. Figures in italics indicate the base number of FP17s or Patient Questionnaire responses are less than 100. N/A is shown where the base number of responses is less than 10 during the period. % is calculated as Quantity/Base number\*100

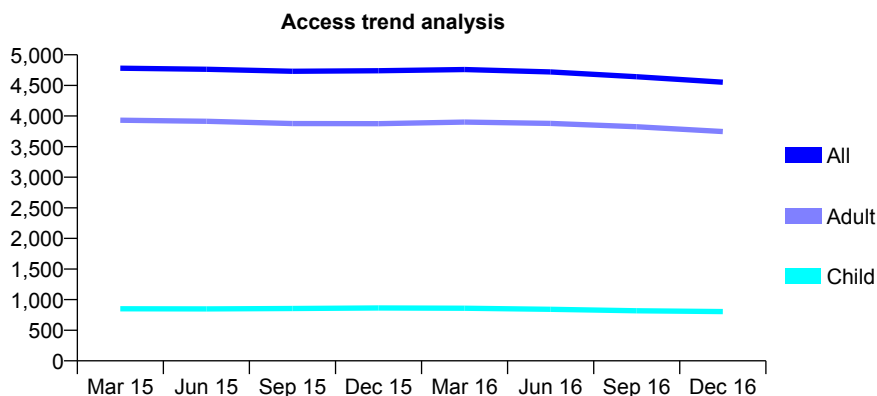
## Q49 - Vital Signs At a Glance Contract Report for 144878/0001 - December 2016

Name or company name	Geoff Antons Limited
Contract type name	GDS Contract
Purpose of contract	General
Contract start date	01/04/2008
Contract end date	

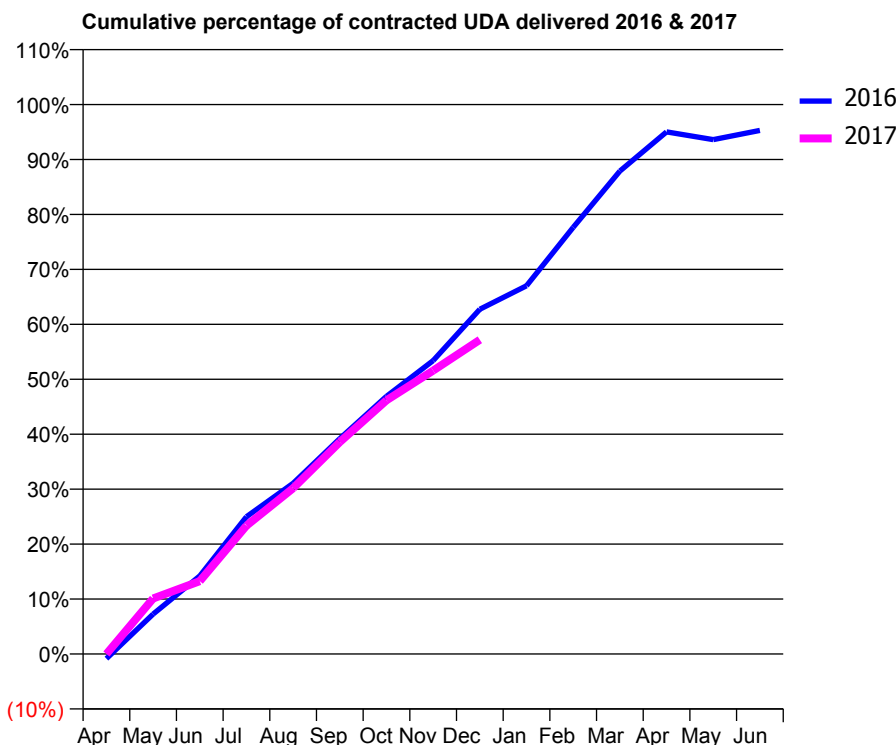
16/17 Contracted general activity (UDA)	19,462
Carry forward general activity (UDA)	0
16/17 Contracted orthodontic activity (UOA)	0
Carry forward orthodontic activity (UOA)	0
Baseline contract value	£512,733.32

### ACCESS\*

Patients seen in 24 months	Total	Change since previous quarter
Quarter ending December 2015	4,739	
Quarter ending March 2016	4,759	→
Quarter ending June 2016	4,719	→
Quarter ending September 2016	4,642	↓
Quarter ending December 2016	4,552	↓
<b>Variance since December 2015</b>	<b>(3.9%)</b>	<b>↓</b>



### ACTIVITY



Month	Adjusted Scheduled Activity (UDA)	
	2016	2017
April	-169	0
May	1,414	1,966
June	2,767	2,580
July	4,864	4,548
August	6,048	5,874
September	7,628	7,507
October	9,125	8,987
November	10,392	10,039
December	12,211	11,132
January	13,043	
February	15,110	
March	17,102	
April	18,491	
May	18,221	
June	18,546	

### QUALITY

	Quantity	Base Number	Contract	AT	Region	England
% of FP17s for the same patient ID Re-attending within 3 months - Children	102	908	11.2%	11.7%	13.4%	12.4%
% of FP17s for the same patient ID Re-attending within 3 months - Adults	815	4,568	17.8%	15.7%	17.3%	16.6%
% of FP17s for the same patient ID Re-attending between 3 & 9 months - Children	556	908	61.2%	57.3%	58.9%	57.5%
% of FP17s for the same patient ID Re-attending between 3 & 9 months - Adults	2,961	4,568	64.8%	52.2%	52.5%	50.4%
% of FP17s for Band 1 Urgent Courses	401	4,879	8.2%	8.3%	9.3%	9.1%
% of FP17s Relating to Free Repair or Replacements	115	4,879	2.4%	1.2%	1.0%	0.8%
% of FP17s Relating to Continuations	170	4,879	3.5%	1.6%	1.5%	1.3%
% of Patients satisfied with the dentistry they have received	7	7	N/A	92.5%	93.1%	92.7%
% of Patients satisfied with the time they had to wait for an appointment	4	7	N/A	90.6%	89.8%	88.8%

\* This is based on patients treated on this contract for their most recent course of treatment. Figures in italics indicate the base number of FP17s or Patient Questionnaire responses are less than 100. N/A is shown where the base number of responses is less than 10 during the period. % is calculated as Quantity/Base number\*100

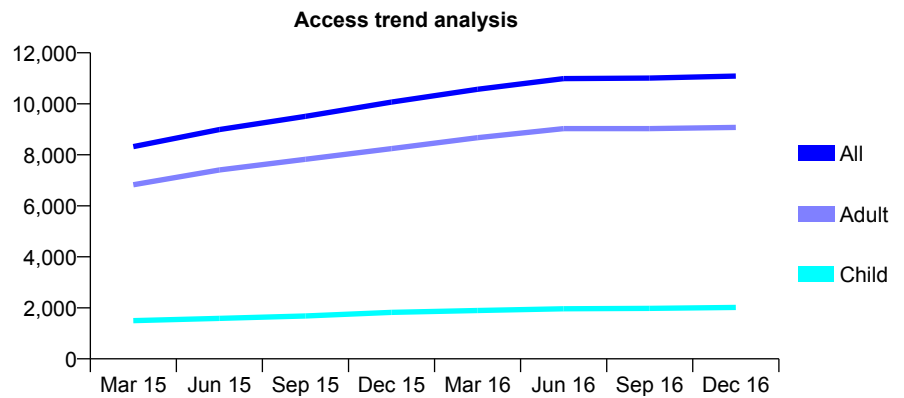
## Q49 - Vital Signs At a Glance Contract Report for 148792/0001 - December 2016

Name or company name	Perfect Smile North Shields Partnership
Contract type name	GDS Contract
Purpose of contract	General
Contract start date	01/07/2014
Contract end date	

16/17 Contracted general activity (UDA)	36,119
Carry forward general activity (UDA)	1,013
16/17 Contracted orthodontic activity (UOA)	0
Carry forward orthodontic activity (UOA)	0
Baseline contract value	£847,073.15

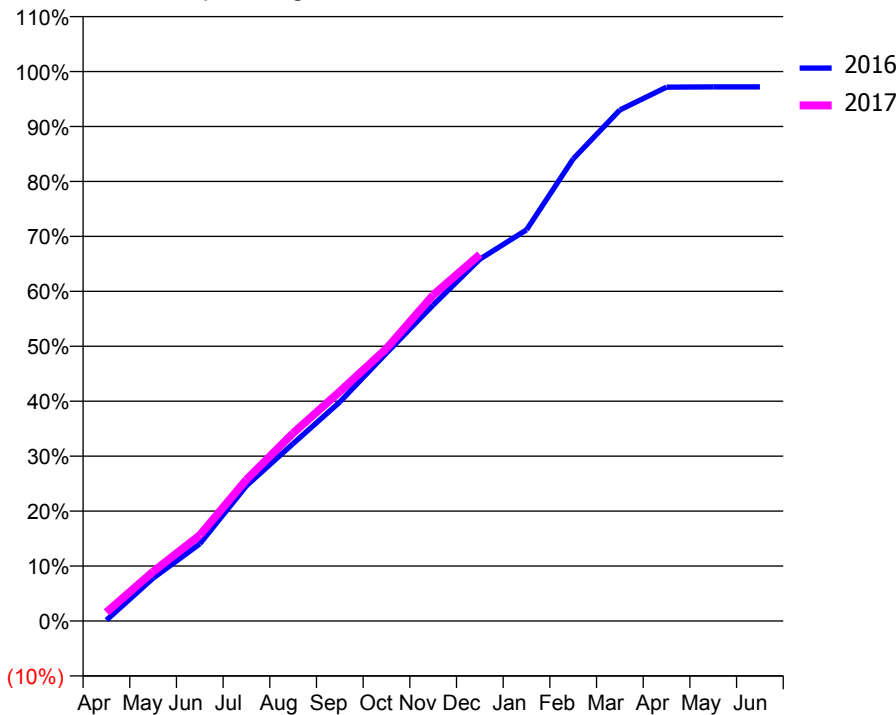
### ACCESS\*

Patients seen in 24 months	Total	Change since previous quarter
Quarter ending December 2015	10,067	
Quarter ending March 2016	10,571	↑
Quarter ending June 2016	10,990	↑
Quarter ending September 2016	11,007	→
Quarter ending December 2016	11,087	→
<b>Variance since December 2015</b>	<b>10.1%</b>	<b>↑</b>



### ACTIVITY

Cumulative percentage of contracted UDA delivered 2016 & 2017



Month	Adjusted Scheduled Activity (UDA)	
	2016	2017
April	55	574
May	2,816	3,245
June	5,073	5,638
July	8,889	9,298
August	11,658	12,353
September	14,398	15,090
October	17,612	17,910
November	20,772	21,427
December	23,784	24,089
January	25,708	
February	30,371	
March	33,588	
April	35,090	
May	35,106	
June	35,106	

### QUALITY

	Quantity	Base Number	Contract	AT	Region	England
% of FP17s for the same patient ID Re-attending within 3 months - Children	147	2,359	6.2%	11.7%	13.4%	12.4%
% of FP17s for the same patient ID Re-attending within 3 months - Adults	1,603	11,010	14.6%	15.7%	17.3%	16.6%
% of FP17s for the same patient ID Re-attending between 3 & 9 months - Children	1,580	2,359	67.0%	57.3%	58.9%	57.5%
% of FP17s for the same patient ID Re-attending between 3 & 9 months - Adults	7,194	11,010	65.3%	52.2%	52.5%	50.4%
% of FP17s for Band 1 Urgent Courses	665	12,661	5.3%	8.3%	9.3%	9.1%
% of FP17s Relating to Free Repair or Replacements	149	12,661	1.2%	1.2%	1.0%	0.8%
% of FP17s Relating to Continuations	136	12,661	1.1%	1.6%	1.5%	1.3%
% of Patients satisfied with the dentistry they have received	18	19	94.7%	92.5%	93.1%	92.7%
% of Patients satisfied with the time they had to wait for an appointment	18	19	94.7%	90.6%	89.8%	88.8%

\* This is based on patients treated on this contract for their most recent course of treatment. Figures in italics indicate the base number of FP17s or Patient Questionnaire responses are less than 100. N/A is shown where the base number of responses is less than 10 during the period. % is calculated as Quantity/Base number\*100

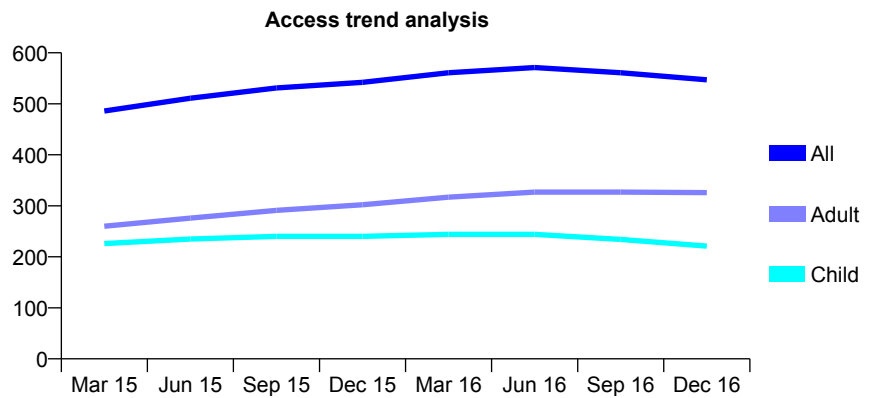
## Q49 - Vital Signs At a Glance Contract Report for 150622/0001 - December 2016

Name or company name	Newgate Dental Practice
Contract type name	GDS Contract
Purpose of contract	General
Contract start date	29/07/2014
Contract end date	

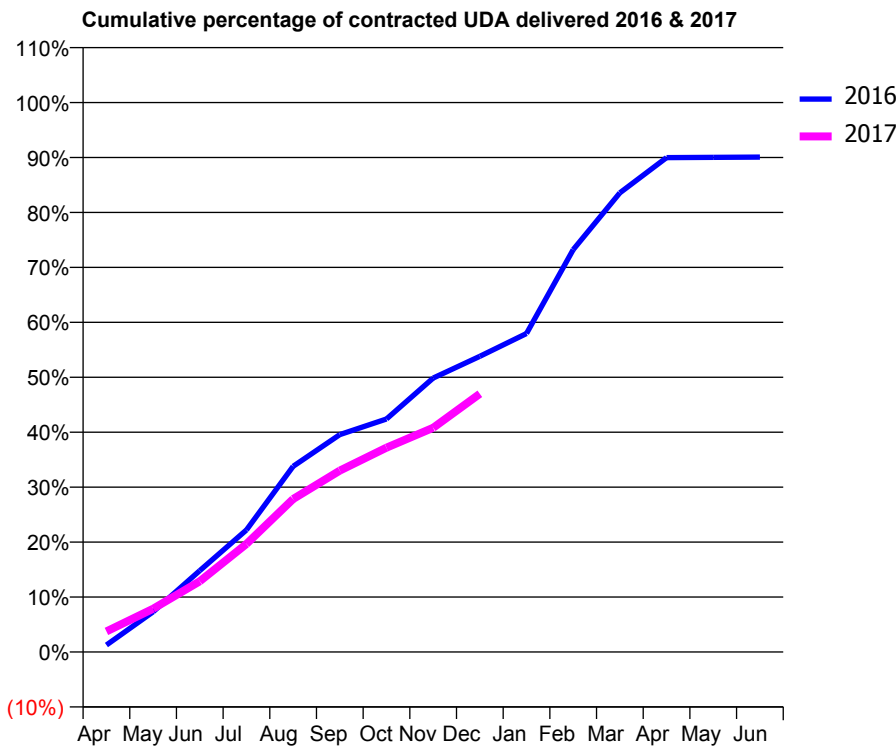
16/17 Contracted general activity (UDA)	1,759
Carry forward general activity (UDA)	0
16/17 Contracted orthodontic activity (UOA)	0
Carry forward orthodontic activity (UOA)	0
Baseline contract value	£38,909.39

### ACCESS\*

Patients seen in 24 months	Total	Change since previous quarter
Quarter ending December 2015	542	
Quarter ending March 2016	561	↑
Quarter ending June 2016	571	→
Quarter ending September 2016	561	↓
Quarter ending December 2016	547	↓
<b>Variance since December 2015</b>	<b>0.9%</b>	<b>→</b>



### ACTIVITY



Month	Adjusted Scheduled Activity (UDA)	
	2016	2017
April	22	66
May	129	138
June	260	226
July	391	346
August	595	490
September	696	581
October	746	654
November	877	718
December	946	826
January	1,019	
February	1,288	
March	1,470	
April	1,582	
May	1,583	
June	1,584	

### QUALITY

	Quantity	Base Number	Contract	AT	Region	England
% of FP17s for the same patient ID Re-attending within 3 months - Children	13	264	4.9%	11.7%	13.4%	12.4%
% of FP17s for the same patient ID Re-attending within 3 months - Adults	42	314	13.4%	15.7%	17.3%	16.6%
% of FP17s for the same patient ID Re-attending between 3 & 9 months - Children	198	264	75.0%	57.3%	58.9%	57.5%
% of FP17s for the same patient ID Re-attending between 3 & 9 months - Adults	194	314	61.8%	52.2%	52.5%	50.4%
% of FP17s for Band 1 Urgent Courses	22	533	4.1%	8.3%	9.3%	9.1%
% of FP17s Relating to Free Repair or Replacements	6	533	1.1%	1.2%	1.0%	0.8%
% of FP17s Relating to Continuations	8	533	1.5%	1.6%	1.5%	1.3%
% of Patients satisfied with the dentistry they have received	1	1	N/A	92.5%	93.1%	92.7%
% of Patients satisfied with the time they had to wait for an appointment	1	1	N/A	90.6%	89.8%	88.8%

\* This is based on patients treated on this contract for their most recent course of treatment. Figures in italics indicate the base number of FP17s or Patient Questionnaire responses are less than 100. N/A is shown where the base number of responses is less than 10 during the period. % is calculated as Quantity/Base number\*100

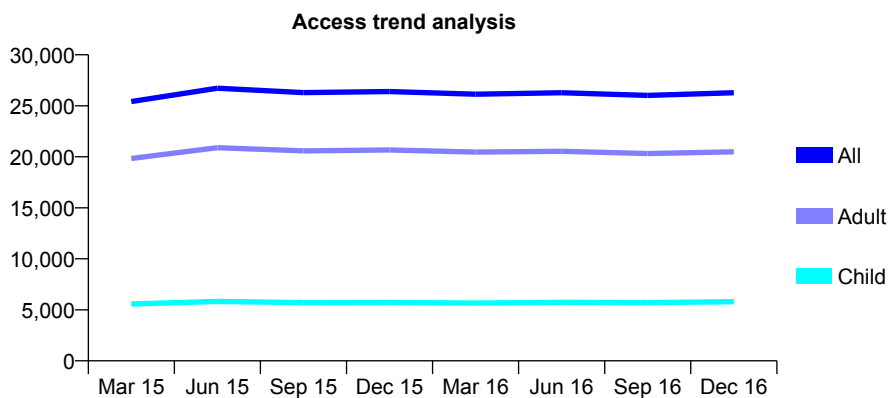
## Q49 - Vital Signs At a Glance Contract Report for 150886/0001 - December 2016

Name or company name	Silver and Charlton
Contract type name	GDS Contract
Purpose of contract	General
Contract start date	01/07/2013
Contract end date	

16/17 Contracted general activity (UDA)	91,087
Carry forward general activity (UDA)	0
16/17 Contracted orthodontic activity (UOA)	0
Carry forward orthodontic activity (UOA)	0
Baseline contract value	£2,492,098.42

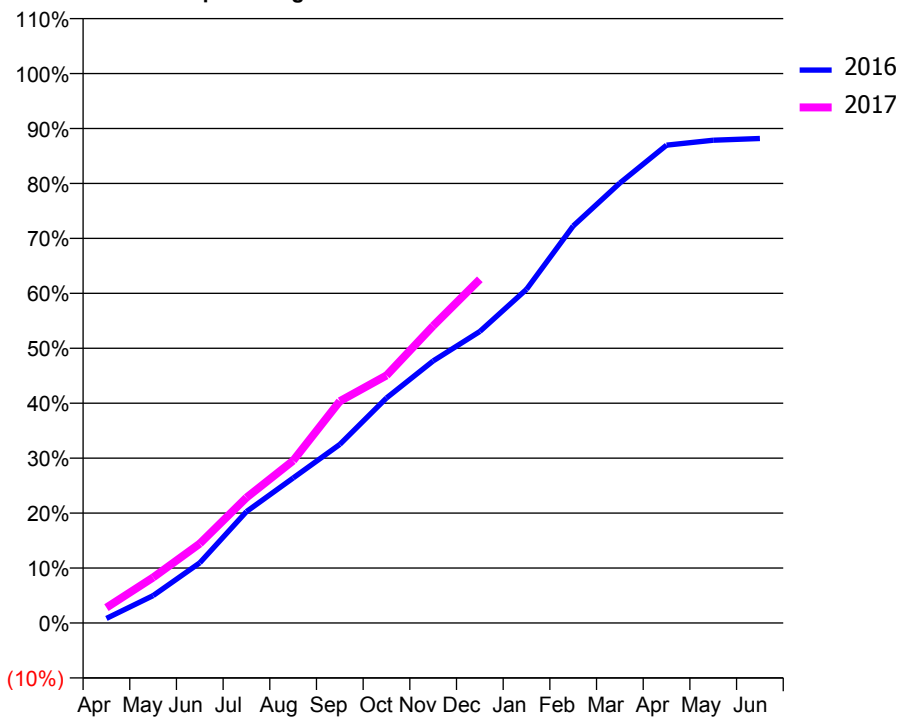
### ACCESS\*

Patients seen in 24 months	Total	Change since previous quarter
Quarter ending December 2015	26,394	
Quarter ending March 2016	26,134	→
Quarter ending June 2016	26,279	→
Quarter ending September 2016	26,024	→
Quarter ending December 2016	26,285	→
<b>Variance since December 2015</b>	<b>(0.4%)</b>	→



### ACTIVITY

Cumulative percentage of contracted UDA delivered 2016 & 2017



Month	Adjusted Scheduled Activity (UDA)	
	2016	2017
April	769	2,552
May	4,535	7,559
June	9,970	13,154
July	18,465	20,799
August	24,030	26,915
September	29,615	36,767
October	37,309	41,045
November	43,438	49,256
December	48,337	56,977
January	55,312	
February	65,812	
March	72,924	
April	79,212	
May	80,033	
June	80,305	

### QUALITY

	Quantity	Base Number	Contract	AT	Region	England
% of FP17s for the same patient ID Re-attending within 3 months - Children	453	5,528	8.2%	11.7%	13.4%	12.4%
% of FP17s for the same patient ID Re-attending within 3 months - Adults	3,276	19,227	17.0%	15.7%	17.3%	16.6%
% of FP17s for the same patient ID Re-attending between 3 & 9 months - Children	2,433	5,528	44.0%	57.3%	58.9%	57.5%
% of FP17s for the same patient ID Re-attending between 3 & 9 months - Adults	8,190	19,227	42.6%	52.2%	52.5%	50.4%
% of FP17s for Band 1 Urgent Courses	1,531	22,366	6.8%	8.3%	9.3%	9.1%
% of FP17s Relating to Free Repair or Replacements	374	22,366	1.7%	1.2%	1.0%	0.8%
% of FP17s Relating to Continuations	541	22,366	2.4%	1.6%	1.5%	1.3%
% of Patients satisfied with the dentistry they have received	15	17	88.2%	92.5%	93.1%	92.7%
% of Patients satisfied with the time they had to wait for an appointment	16	17	94.1%	90.6%	89.8%	88.8%

\* This is based on patients treated on this contract for their most recent course of treatment. Figures in italics indicate the base number of FP17s or Patient Questionnaire responses are less than 100. N/A is shown where the base number of responses is less than 10 during the period. % is calculated as Quantity/Base number\*100



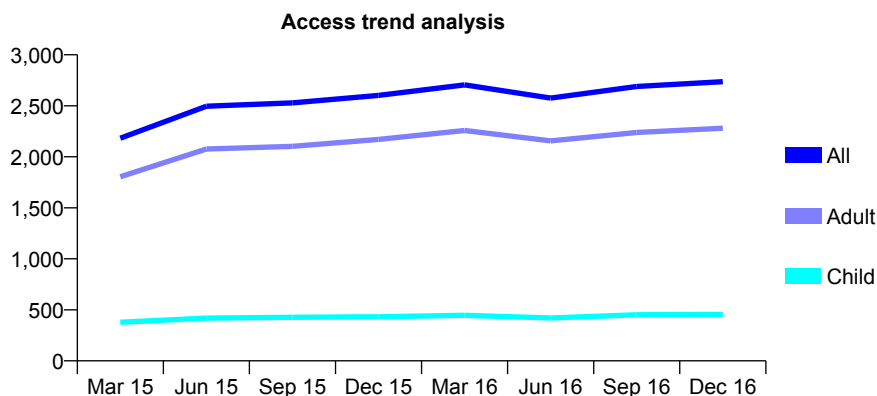
## Q49 - Vital Signs At a Glance Contract Report for 153303/0001 - December 2016

Name or company name	William Shardlow BDP
Contract type name	GDS Contract
Purpose of contract	General
Contract start date	01/01/2014
Contract end date	

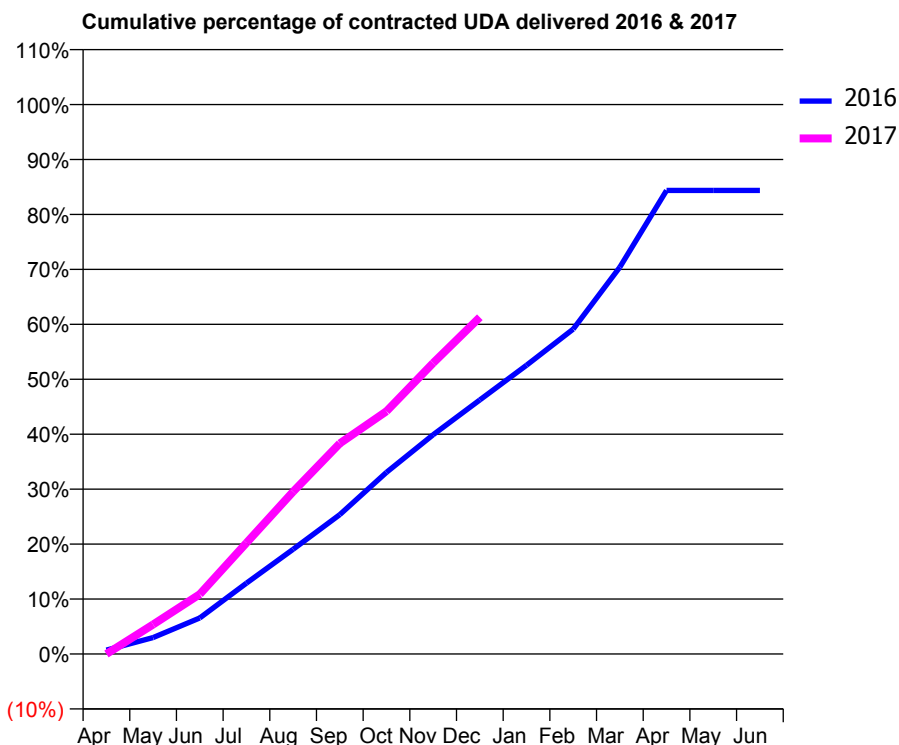
16/17 Contracted general activity (UDA)	11,039
Carry forward general activity (UDA)	0
16/17 Contracted orthodontic activity (UOA)	0
Carry forward orthodontic activity (UOA)	0
Baseline contract value	£272,014.29

### ACCESS\*

Patients seen in 24 months	Total	Change since previous quarter
Quarter ending December 2015	2,602	
Quarter ending March 2016	2,705	↑
Quarter ending June 2016	2,576	↓
Quarter ending September 2016	2,689	↑
Quarter ending December 2016	2,736	→
<b>Variance since December 2015</b>	<b>5.1%</b>	<b>↑</b>



### ACTIVITY



Month	Adjusted Scheduled Activity (UDA)	
	2016	2017
April	79	0
May	330	593
June	724	1,200
July	1,424	2,233
August	2,103	3,262
September	2,799	4,232
October	3,650	4,877
November	4,406	5,846
December	5,105	6,765
January	5,802	
February	6,526	
March	7,772	
April	9,313	
May	9,313	
June	9,313	

### QUALITY

	Quantity	Base Number	Contract	AT	Region	England
% of FP17s for the same patient ID Re-attending within 3 months - Children	37	477	7.8%	11.7%	13.4%	12.4%
% of FP17s for the same patient ID Re-attending within 3 months - Adults	358	2,853	12.5%	15.7%	17.3%	16.6%
% of FP17s for the same patient ID Re-attending between 3 & 9 months - Children	238	477	49.9%	57.3%	58.9%	57.5%
% of FP17s for the same patient ID Re-attending between 3 & 9 months - Adults	1,532	2,853	53.7%	52.2%	52.5%	50.4%
% of FP17s for Band 1 Urgent Courses	229	2,718	8.4%	8.3%	9.3%	9.1%
% of FP17s Relating to Free Repair or Replacements	17	2,718	0.6%	1.2%	1.0%	0.8%
% of FP17s Relating to Continuations	35	2,718	1.3%	1.6%	1.5%	1.3%
% of Patients satisfied with the dentistry they have received	6	6	N/A	92.5%	93.1%	92.7%
% of Patients satisfied with the time they had to wait for an appointment	3	6	N/A	90.6%	89.8%	88.8%

\* This is based on patients treated on this contract for their most recent course of treatment. Figures in italics indicate the base number of FP17s or Patient Questionnaire responses are less than 100. N/A is shown where the base number of responses is less than 10 during the period. % is calculated as Quantity/Base number\*100

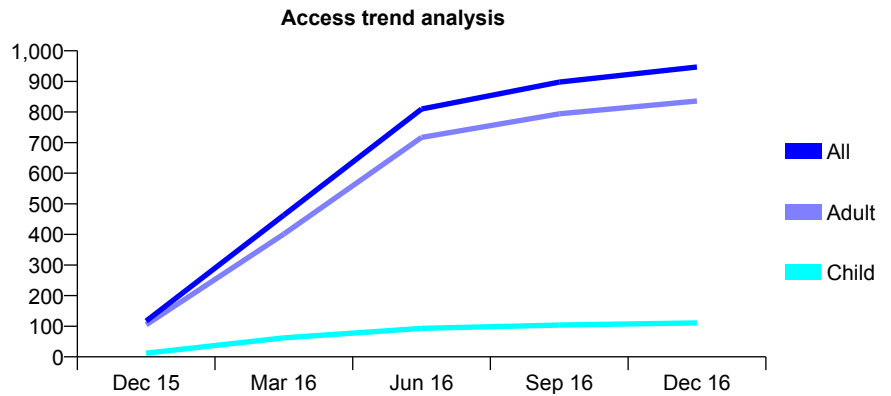
## Q49 - Vital Signs At a Glance Contract Report for 153923/0001 - December 2016

Name or company name	Mr Devanand Isukapatla
Contract type name	GDS Contract
Purpose of contract	General
Contract start date	01/11/2015
Contract end date	

16/17 Contracted general activity (UDA)	3,371
Carry forward general activity (UDA)	0
16/17 Contracted orthodontic activity (UOA)	0
Carry forward orthodontic activity (UOA)	0
Baseline contract value	£85,201.68

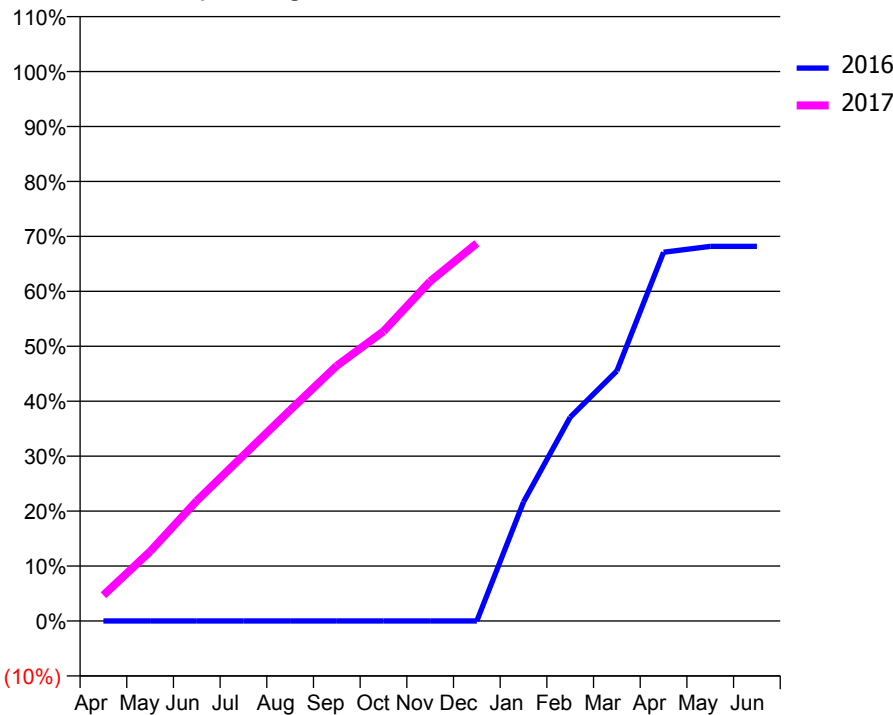
### ACCESS\*

Patients seen in 24 months	Total	Change since previous quarter
Quarter ending December 2015	117	
Quarter ending March 2016	463	↑
Quarter ending June 2016	810	↑
Quarter ending September 2016	898	↑
Quarter ending December 2016	947	↑
<b>Variance since December 2015</b>	<b>709.4%</b>	<b>↑</b>



### ACTIVITY

Cumulative percentage of contracted UDA delivered 2016 & 2017



Month	Adjusted Scheduled Activity (UDA)	
	2016	2017
April	0	158
May	0	426
June	0	737
July	0	1,016
August	0	1,294
September	0	1,566
October	0	1,777
November	0	2,084
December	0	2,317
January	302	
February	518	
March	635	
April	936	
May	951	
June	951	

### QUALITY

	Quantity	Base Number	Contract	AT	Region	England
% of FP17s for the same patient ID Re-attending within 3 months - Children	19	180	10.6%	11.7%	13.4%	12.4%
% of FP17s for the same patient ID Re-attending within 3 months - Adults	192	1,299	14.8%	15.7%	17.3%	16.6%
% of FP17s for the same patient ID Re-attending between 3 & 9 months - Children	79	180	43.9%	57.3%	58.9%	57.5%
% of FP17s for the same patient ID Re-attending between 3 & 9 months - Adults	581	1,299	44.7%	52.2%	52.5%	50.4%
% of FP17s for Band 1 Urgent Courses	96	1,307	7.3%	8.3%	9.3%	9.1%
% of FP17s Relating to Free Repair or Replacements	3	1,307	0.2%	1.2%	1.0%	0.8%
% of FP17s Relating to Continuations	9	1,307	0.7%	1.6%	1.5%	1.3%
% of Patients satisfied with the dentistry they have received	3	3	N/A	92.5%	93.1%	92.7%
% of Patients satisfied with the time they had to wait for an appointment	3	3	N/A	90.6%	89.8%	88.8%

\* This is based on patients treated on this contract for their most recent course of treatment. Figures in italics indicate the base number of FP17s or Patient Questionnaire responses are less than 100. N/A is shown where the base number of responses is less than 10 during the period. % is calculated as Quantity/Base number\*100

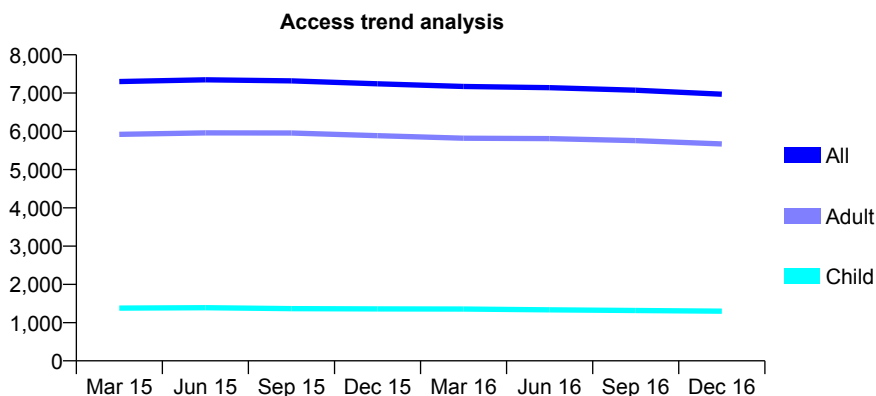
## Q49 - Vital Signs At a Glance Contract Report for 156663/0001 - December 2016

Name or company name	The Belvedere Dental Practice Ltd
Contract type name	GDS Contract
Purpose of contract	General and Orthodontic
Contract start date	01/09/2010
Contract end date	

16/17 Contracted general activity (UDA)	21,163
Carry forward general activity (UDA)	0
16/17 Contracted orthodontic activity (UOA)	0
Carry forward orthodontic activity (UOA)	0
Baseline contract value	£503,485.57

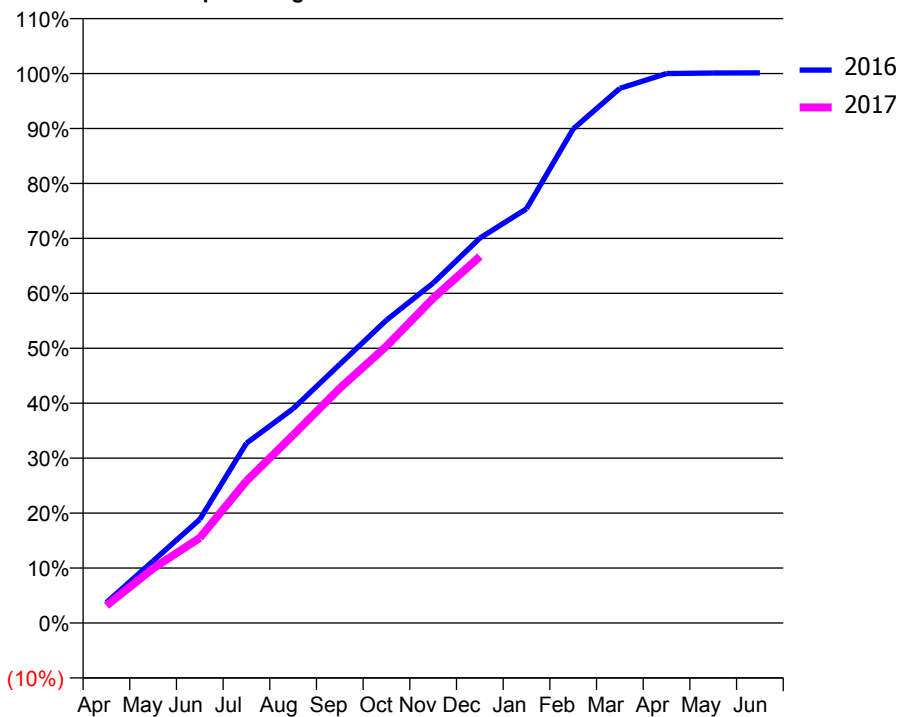
### ACCESS\*

Patients seen in 24 months	Total	Change since previous quarter
Quarter ending December 2015	7,243	
Quarter ending March 2016	7,173	→
Quarter ending June 2016	7,141	→
Quarter ending September 2016	7,073	→
Quarter ending December 2016	6,970	↓
<b>Variance since December 2015</b>	<b>(3.8%)</b>	<b>↓</b>



### ACTIVITY

Cumulative percentage of contracted UDA delivered 2016 & 2017



### QUALITY

	Quantity	Base Number	Contract	AT	Region	England
% of FP17s for the same patient ID Re-attending within 3 months - Children	156	1,555	10.0%	11.7%	13.4%	12.4%
% of FP17s for the same patient ID Re-attending within 3 months - Adults	1,251	6,603	18.9%	15.7%	17.3%	16.6%
% of FP17s for the same patient ID Re-attending between 3 & 9 months - Children	945	1,555	60.8%	57.3%	58.9%	57.5%
% of FP17s for the same patient ID Re-attending between 3 & 9 months - Adults	4,052	6,603	61.4%	52.2%	52.5%	50.4%
% of FP17s for Band 1 Urgent Courses	976	7,816	12.5%	8.3%	9.3%	9.1%
% of FP17s Relating to Free Repair or Replacements	81	7,816	1.0%	1.2%	1.0%	0.8%
% of FP17s Relating to Continuations	157	7,816	2.0%	1.6%	1.5%	1.3%
% of Patients satisfied with the dentistry they have received	8	9	N/A	92.5%	93.1%	92.7%
% of Patients satisfied with the time they had to wait for an appointment	7	9	N/A	90.6%	89.8%	88.8%

\* This is based on patients treated on this contract for their most recent course of treatment. Figures in italics indicate the base number of FP17s or Patient Questionnaire responses are less than 100. N/A is shown where the base number of responses is less than 10 during the period. % is calculated as Quantity/Base number\*100

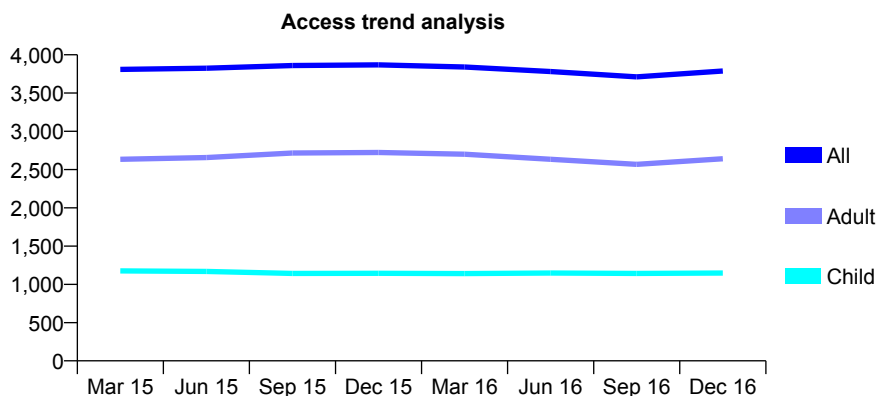
## Q49 - Vital Signs At a Glance Contract Report for 157457/0001 - December 2016

Name or company name	Northumbria Dental Care Limited
Contract type name	Pilot Contract
Purpose of contract	General and Orthodontic
Contract start date	01/01/2012
Contract end date	

16/17 Contracted general activity (UDA)	12,713
Carry forward general activity (UDA)	0
16/17 Contracted orthodontic activity (UOA)	420
Carry forward orthodontic activity (UOA)	0
Baseline contract value	£379,460.70

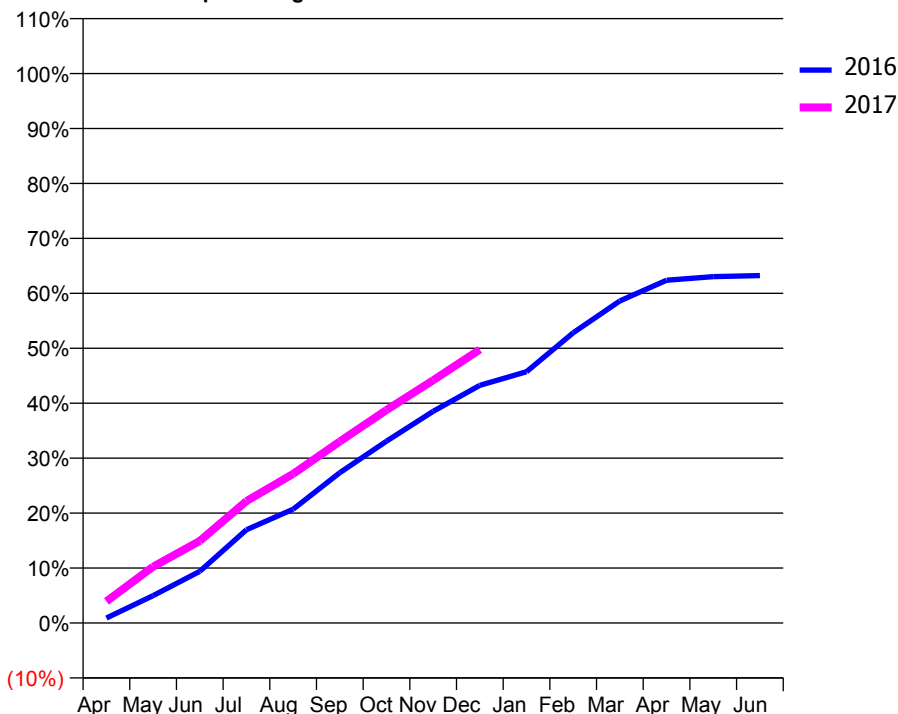
### ACCESS\*

Patients seen in 24 months	Total	Change since previous quarter
Quarter ending December 2015	3,868	
Quarter ending March 2016	3,841	→
Quarter ending June 2016	3,781	↓
Quarter ending September 2016	3,711	↓
Quarter ending December 2016	3,789	↑
<b>Variance since December 2015</b>	<b>(2.0%)</b>	<b>↓</b>



### ACTIVITY

Cumulative percentage of contracted UDA delivered 2016 & 2017



Month	Adjusted Scheduled Activity (UDA)	
	2016	2017
April	115	501
May	634	1,303
June	1,196	1,897
July	2,159	2,821
August	2,634	3,449
September	3,478	4,200
October	4,208	4,929
November	4,896	5,617
December	5,499	6,325
January	5,813	
February	6,716	
March	7,451	
April	7,931	
May	8,014	
June	8,037	

### QUALITY

	Quantity	Base Number	Contract	AT	Region	England
% of FP17s for the same patient ID Re-attending within 3 months - Children	107	1,048	10.2%	11.7%	13.4%	12.4%
% of FP17s for the same patient ID Re-attending within 3 months - Adults	232	1,970	11.8%	15.7%	17.3%	16.6%
% of FP17s for the same patient ID Re-attending between 3 & 9 months - Children	397	1,048	37.9%	57.3%	58.9%	57.5%
% of FP17s for the same patient ID Re-attending between 3 & 9 months - Adults	613	1,970	31.1%	52.2%	52.5%	50.4%
% of FP17s for Band 1 Urgent Courses	270	2,740	9.9%	8.3%	9.3%	9.1%
% of FP17s Relating to Free Repair or Replacements	25	2,740	0.9%	1.2%	1.0%	0.8%
% of FP17s Relating to Continuations	23	2,740	0.8%	1.6%	1.5%	1.3%
% of Patients satisfied with the dentistry they have received	6	6	N/A	92.5%	93.1%	92.7%
% of Patients satisfied with the time they had to wait for an appointment	6	6	N/A	90.6%	89.8%	88.8%

\* This is based on patients treated on this contract for their most recent course of treatment. Figures in italics indicate the base number of FP17s or Patient Questionnaire responses are less than 100. N/A is shown where the base number of responses is less than 10 during the period. % is calculated as Quantity/Base number\*100

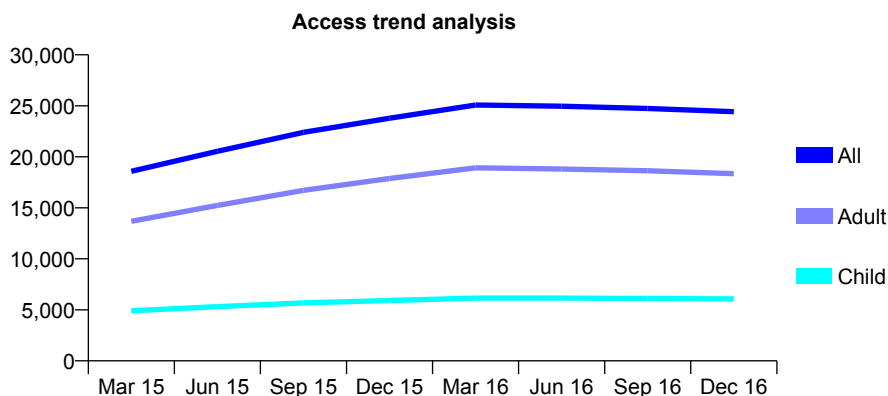
## Q49 - Vital Signs At a Glance Contract Report for 159891/0001 - December 2016

Name or company name	The Southwick and Whitburn Dental Practic
Contract type name	GDS Contract
Purpose of contract	General
Contract start date	01/04/2014
Contract end date	

16/17 Contracted general activity (UDA)	80,384
Carry forward general activity (UDA)	0
16/17 Contracted orthodontic activity (UOA)	0
Carry forward orthodontic activity (UOA)	0
Baseline contract value	£2,131,056.21

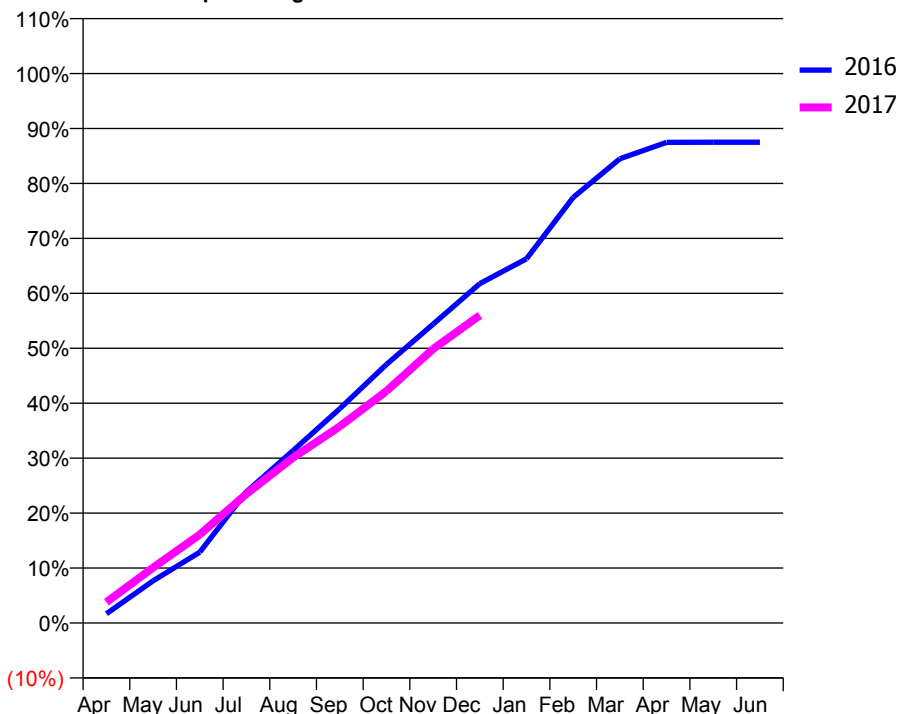
### ACCESS\*

Patients seen in 24 months	Total	Change since previous quarter
Quarter ending December 2015	23,788	
Quarter ending March 2016	25,078	↑
Quarter ending June 2016	24,963	→
Quarter ending September 2016	24,743	→
Quarter ending December 2016	24,426	↓
<b>Variance since December 2015</b>	<b>2.7%</b>	<b>↑</b>



### ACTIVITY

Cumulative percentage of contracted UDA delivered 2016 & 2017



Month	Adjusted Scheduled Activity (UDA)	
	2016	2017
April	1,354	3,061
May	6,175	8,099
June	10,371	12,934
July	19,202	18,895
August	25,235	24,198
September	31,366	28,767
October	37,829	33,925
November	43,724	40,090
December	49,650	45,015
January	53,275	
February	62,255	
March	67,905	
April	70,313	
May	70,329	
June	70,333	

### QUALITY

	Quantity	Base Number	Contract	AT	Region	England
% of FP17s for the same patient ID Re-attending within 3 months - Children	504	5,791	8.7%	11.7%	13.4%	12.4%
% of FP17s for the same patient ID Re-attending within 3 months - Adults	2,133	15,971	13.4%	15.7%	17.3%	16.6%
% of FP17s for the same patient ID Re-attending between 3 & 9 months - Children	2,971	5,791	51.3%	57.3%	58.9%	57.5%
% of FP17s for the same patient ID Re-attending between 3 & 9 months - Adults	7,931	15,971	49.7%	52.2%	52.5%	50.4%
% of FP17s for Band 1 Urgent Courses	2,080	20,639	10.1%	8.3%	9.3%	9.1%
% of FP17s Relating to Free Repair or Replacements	175	20,639	0.8%	1.2%	1.0%	0.8%
% of FP17s Relating to Continuations	275	20,639	1.3%	1.6%	1.5%	1.3%
% of Patients satisfied with the dentistry they have received	52	58	89.7%	92.5%	93.1%	92.7%
% of Patients satisfied with the time they had to wait for an appointment	51	58	87.9%	90.6%	89.8%	88.8%

\* This is based on patients treated on this contract for their most recent course of treatment. Figures in italics indicate the base number of FP17s or Patient Questionnaire responses are less than 100. N/A is shown where the base number of responses is less than 10 during the period. % is calculated as Quantity/Base number\*100

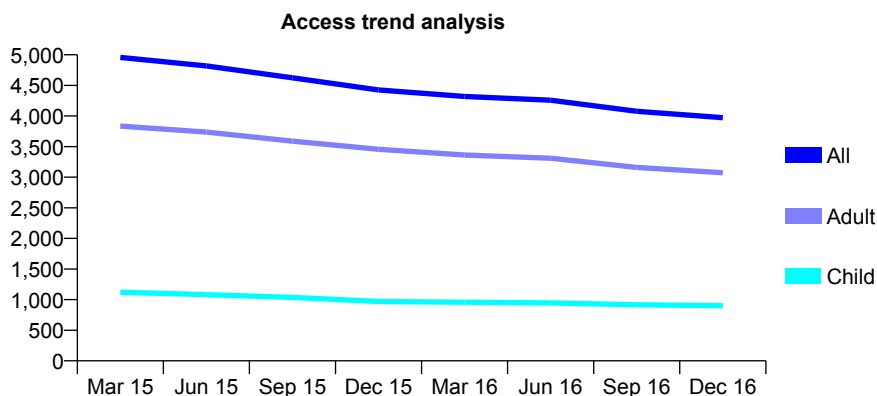
## Q49 - Vital Signs At a Glance Contract Report for 160296/0001 - December 2016

Name or company name	Queen Street Dental Practice
Contract type name	GDS Contract
Purpose of contract	General
Contract start date	22/10/2009
Contract end date	

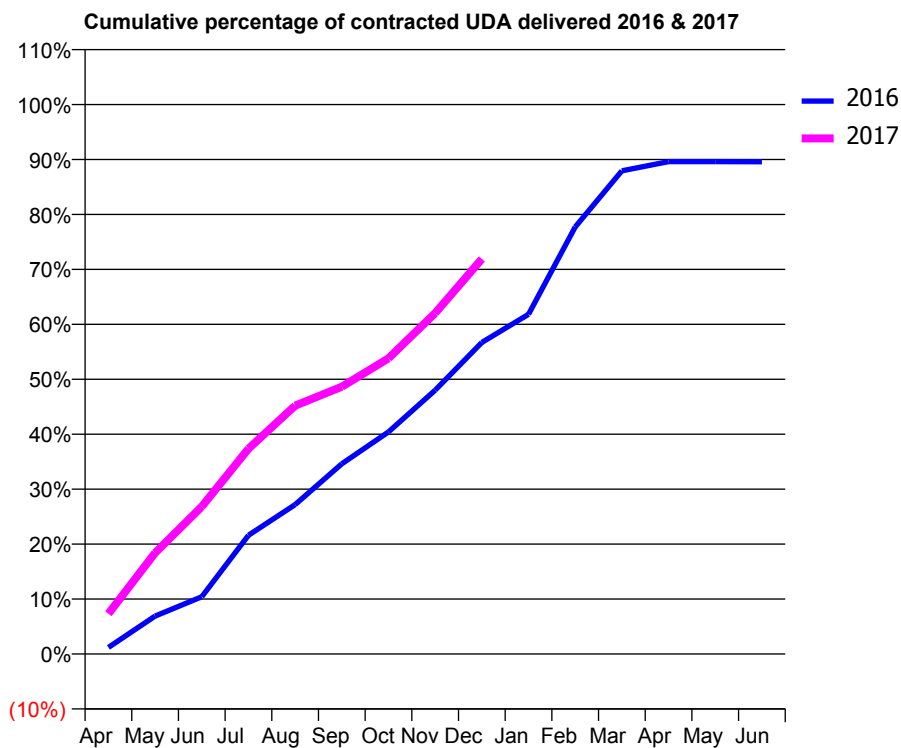
16/17 Contracted general activity (UDA)	7,225
Carry forward general activity (UDA)	0
16/17 Contracted orthodontic activity (UOA)	0
Carry forward orthodontic activity (UOA)	0
Baseline contract value	£196,736.75

### ACCESS\*

Patients seen in 24 months	Total	Change since previous quarter
Quarter ending December 2015	4,427	
Quarter ending March 2016	4,320	↓
Quarter ending June 2016	4,258	↓
Quarter ending September 2016	4,077	↓
Quarter ending December 2016	3,973	↓
<b>Variance since December 2015</b>	<b>(10.3%)</b>	<b>↓</b>



### ACTIVITY



Month	Adjusted Scheduled Activity (UDA)	
	2016	2017
April	122	531
May	705	1,330
June	1,066	1,938
July	2,209	2,699
August	2,780	3,265
September	3,541	3,514
October	4,133	3,888
November	4,911	4,482
December	5,799	5,194
January	6,321	
February	7,947	
March	8,993	
April	9,163	
May	9,163	
June	9,160	

### QUALITY

	Quantity	Base Number	Contract	AT	Region	England
% of FP17s for the same patient ID Re-attending within 3 months - Children	33	630	5.2%	11.7%	13.4%	12.4%
% of FP17s for the same patient ID Re-attending within 3 months - Adults	252	2,115	11.9%	15.7%	17.3%	16.6%
% of FP17s for the same patient ID Re-attending between 3 & 9 months - Children	231	630	36.7%	57.3%	58.9%	57.5%
% of FP17s for the same patient ID Re-attending between 3 & 9 months - Adults	880	2,115	41.6%	52.2%	52.5%	50.4%
% of FP17s for Band 1 Urgent Courses	216	2,665	8.1%	8.3%	9.3%	9.1%
% of FP17s Relating to Free Repair or Replacements	28	2,665	1.1%	1.2%	1.0%	0.8%
% of FP17s Relating to Continuations	47	2,665	1.8%	1.6%	1.5%	1.3%
% of Patients satisfied with the dentistry they have received	5	6	N/A	92.5%	93.1%	92.7%
% of Patients satisfied with the time they had to wait for an appointment	5	6	N/A	90.6%	89.8%	88.8%

\* This is based on patients treated on this contract for their most recent course of treatment. Figures in italics indicate the base number of FP17s or Patient Questionnaire responses are less than 100. N/A is shown where the base number of responses is less than 10 during the period. % is calculated as Quantity/Base number\*100

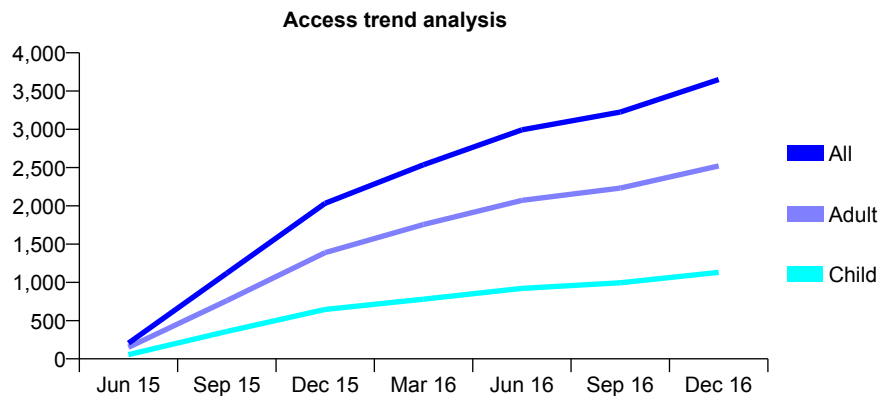
## Q49 - Vital Signs At a Glance Contract Report for 162507/0001 - December 2016

Name or company name	Tyneview Dental Practice
Contract type name	GDS Contract
Purpose of contract	General
Contract start date	04/06/2015
Contract end date	

16/17 Contracted general activity (UDA)	13,000
Carry forward general activity (UDA)	59
16/17 Contracted orthodontic activity (UOA)	0
Carry forward orthodontic activity (UOA)	0
Baseline contract value	£316,095.65

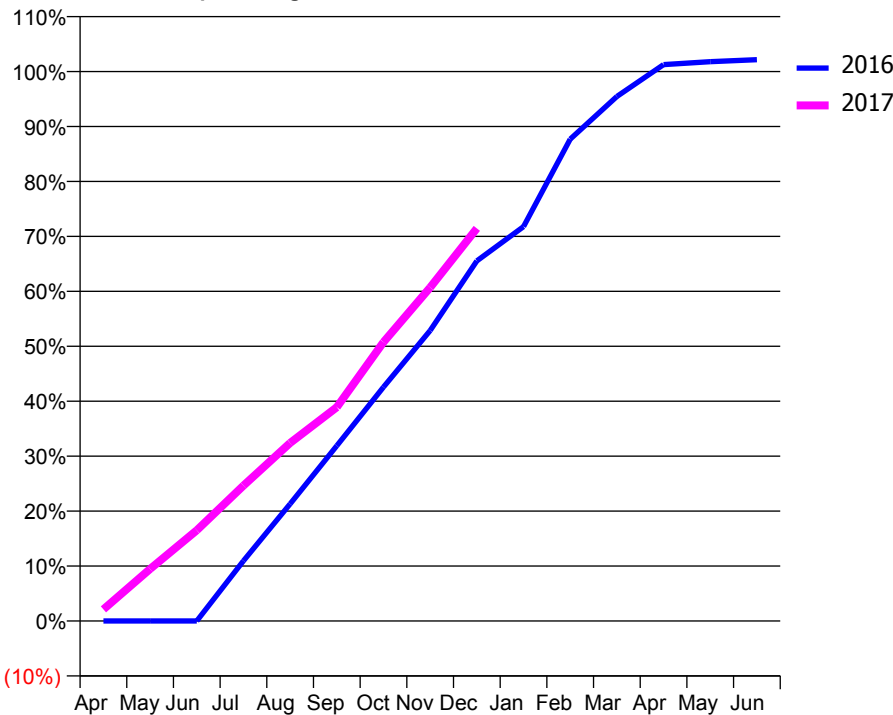
### ACCESS\*

Patients seen in 24 months	Total	Change since previous quarter
Quarter ending December 2015	2,033	
Quarter ending March 2016	2,536	↑
Quarter ending June 2016	2,993	↑
Quarter ending September 2016	3,225	↑
Quarter ending December 2016	3,651	↑
<b>Variance since December 2015</b>	<b>79.6%</b>	<b>↑</b>



### ACTIVITY

Cumulative percentage of contracted UDA delivered 2016 & 2017



Month	Adjusted Scheduled Activity (UDA)	
	2016	2017
April	0	275
May	0	1,232
June	0	2,147
July	1,175	3,203
August	2,286	4,214
September	3,420	5,059
October	4,565	6,598
November	5,669	7,890
December	7,028	9,290
January	7,697	
February	9,405	
March	10,239	
April	10,859	
May	10,917	
June	10,955	

### QUALITY

	Quantity	Base Number	Contract	AT	Region	England
% of FP17s for the same patient ID Re-attending within 3 months - Children	90	1,060	8.5%	11.7%	13.4%	12.4%
% of FP17s for the same patient ID Re-attending within 3 months - Adults	524	2,500	21.0%	15.7%	17.3%	16.6%
% of FP17s for the same patient ID Re-attending between 3 & 9 months - Children	430	1,060	40.6%	57.3%	58.9%	57.5%
% of FP17s for the same patient ID Re-attending between 3 & 9 months - Adults	923	2,500	36.9%	52.2%	52.5%	50.4%
% of FP17s for Band 1 Urgent Courses	450	3,304	13.6%	8.3%	9.3%	9.1%
% of FP17s Relating to Free Repair or Replacements	17	3,304	0.5%	1.2%	1.0%	0.8%
% of FP17s Relating to Continuations	71	3,304	2.1%	1.6%	1.5%	1.3%
% of Patients satisfied with the dentistry they have received	1	2	N/A	92.5%	93.1%	92.7%
% of Patients satisfied with the time they had to wait for an appointment	2	2	N/A	90.6%	89.8%	88.8%

\* This is based on patients treated on this contract for their most recent course of treatment. Figures in italics indicate the base number of FP17s or Patient Questionnaire responses are less than 100. N/A is shown where the base number of responses is less than 10 during the period. % is calculated as Quantity/Base number\*100



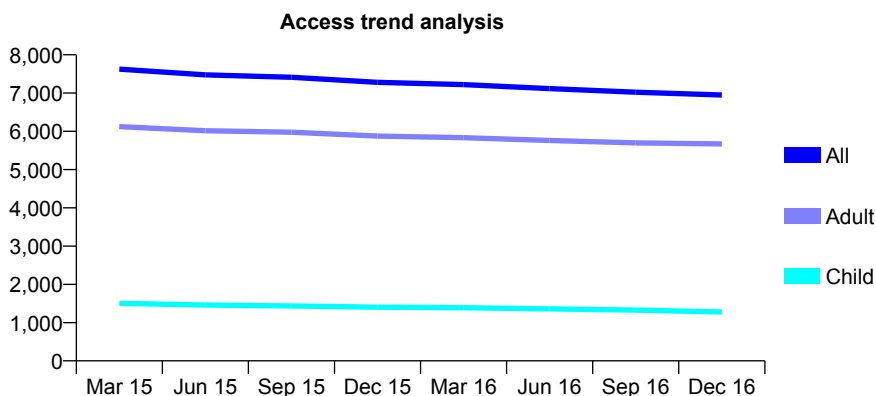
## Q49 - Vital Signs At a Glance Contract Report for 165158/0001 - December 2016

Name or company name	V S Dawber and Associates
Contract type name	GDS Contract
Purpose of contract	General
Contract start date	25/11/2009
Contract end date	

16/17 Contracted general activity (UDA)	19,301
Carry forward general activity (UDA)	657
16/17 Contracted orthodontic activity (UOA)	0
Carry forward orthodontic activity (UOA)	0
Baseline contract value	£502,212.02

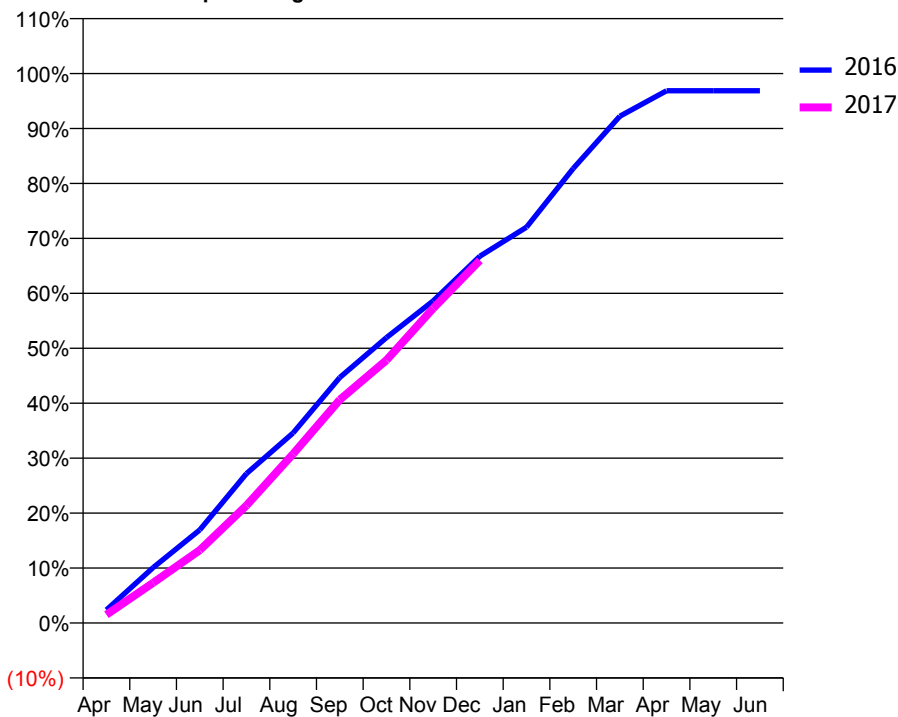
### ACCESS\*

Patients seen in 24 months	Total	Change since previous quarter
Quarter ending December 2015	7,279	
Quarter ending March 2016	7,222	→
Quarter ending June 2016	7,117	↓
Quarter ending September 2016	7,023	↓
Quarter ending December 2016	6,948	↓
<b>Variance since December 2015</b>	<b>(4.5%)</b>	<b>↓</b>



### ACTIVITY

Cumulative percentage of contracted UDA delivered 2016 & 2017



Month	Adjusted Scheduled Activity (UDA)	
	2016	2017
April	502	290
May	2,120	1,413
June	3,559	2,559
July	5,711	4,129
August	7,265	5,940
September	9,385	7,841
October	10,907	9,233
November	12,311	11,049
December	14,016	12,739
January	15,126	
February	17,371	
March	19,369	
April	20,342	
May	20,344	
June	20,344	

### QUALITY

	Quantity	Base Number	Contract	AT	Region	England
% of FP17s for the same patient ID Re-attending within 3 months - Children	80	1,583	5.1%	11.7%	13.4%	12.4%
% of FP17s for the same patient ID Re-attending within 3 months - Adults	618	5,749	10.7%	15.7%	17.3%	16.6%
% of FP17s for the same patient ID Re-attending between 3 & 9 months - Children	1,084	1,583	68.5%	57.3%	58.9%	57.5%
% of FP17s for the same patient ID Re-attending between 3 & 9 months - Adults	2,835	5,749	49.3%	52.2%	52.5%	50.4%
% of FP17s for Band 1 Urgent Courses	263	6,824	3.9%	8.3%	9.3%	9.1%
% of FP17s Relating to Free Repair or Replacements	59	6,824	0.9%	1.2%	1.0%	0.8%
% of FP17s Relating to Continuations	201	6,824	2.9%	1.6%	1.5%	1.3%
% of Patients satisfied with the dentistry they have received	14	14	100.0%	92.5%	93.1%	92.7%
% of Patients satisfied with the time they had to wait for an appointment	12	14	85.7%	90.6%	89.8%	88.8%

\* This is based on patients treated on this contract for their most recent course of treatment. Figures in italics indicate the base number of FP17s or Patient Questionnaire responses are less than 100. N/A is shown where the base number of responses is less than 10 during the period. % is calculated as Quantity/Base number\*100

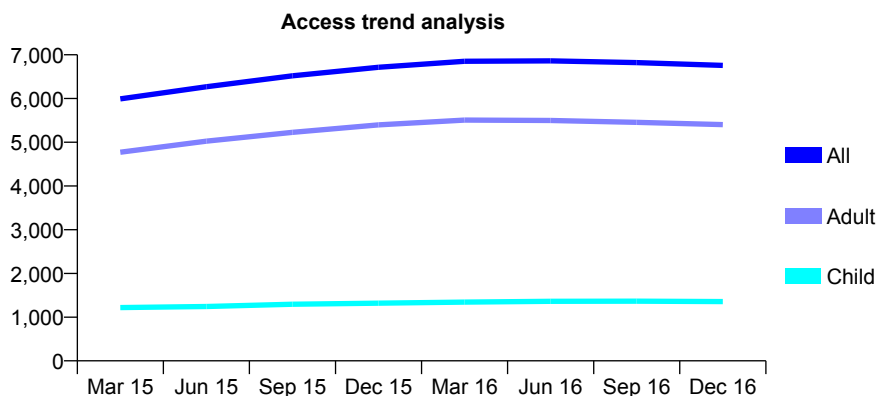
## Q49 - Vital Signs At a Glance Contract Report for 168564/0001 - December 2016

Name or company name	The Grainger Stockton, Birtley and Stanley
Contract type name	GDS Contract
Purpose of contract	General
Contract start date	01/02/2014
Contract end date	

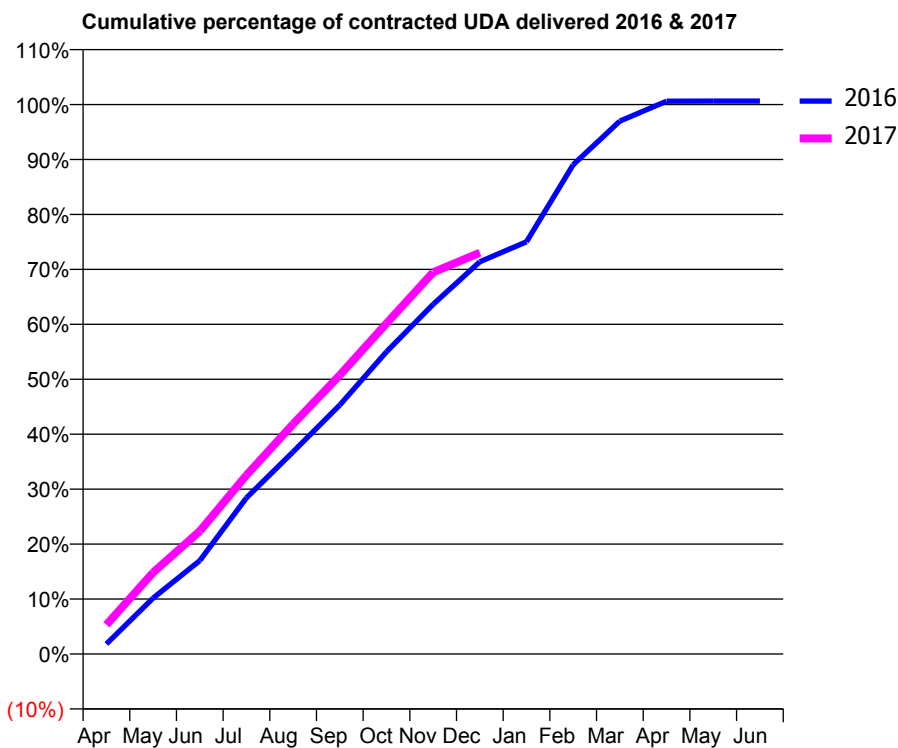
16/17 Contracted general activity (UDA)	21,272
Carry forward general activity (UDA)	0
16/17 Contracted orthodontic activity (UOA)	0
Carry forward orthodontic activity (UOA)	0
Baseline contract value	£470,284.38

### ACCESS\*

Patients seen in 24 months	Total	Change since previous quarter
Quarter ending December 2015	6,715	
Quarter ending March 2016	6,852	↑
Quarter ending June 2016	6,862	→
Quarter ending September 2016	6,821	→
Quarter ending December 2016	6,759	→
<b>Variance since December 2015</b>	<b>0.7%</b>	<b>→</b>



### ACTIVITY



Month	Adjusted Scheduled Activity (UDA)	
	2016	2017
April	392	1,133
May	2,166	3,155
June	3,615	4,756
July	6,048	6,927
August	7,830	8,900
September	9,638	10,796
October	11,698	12,801
November	13,538	14,777
December	15,182	15,533
January	15,961	
February	18,941	
March	20,632	
April	21,400	
May	21,403	
June	21,403	

### QUALITY

	Quantity	Base Number	Contract	AT	Region	England
% of FP17s for the same patient ID Re-attending within 3 months - Children	45	1,606	2.8%	11.7%	13.4%	12.4%
% of FP17s for the same patient ID Re-attending within 3 months - Adults	343	5,626	6.1%	15.7%	17.3%	16.6%
% of FP17s for the same patient ID Re-attending between 3 & 9 months - Children	1,083	1,606	67.4%	57.3%	58.9%	57.5%
% of FP17s for the same patient ID Re-attending between 3 & 9 months - Adults	3,906	5,626	69.4%	52.2%	52.5%	50.4%
% of FP17s for Band 1 Urgent Courses	236	6,858	3.4%	8.3%	9.3%	9.1%
% of FP17s Relating to Free Repair or Replacements	3	6,858	0.0%	1.2%	1.0%	0.8%
% of FP17s Relating to Continuations	21	6,858	0.3%	1.6%	1.5%	1.3%
% of Patients satisfied with the dentistry they have received	16	17	94.1%	92.5%	93.1%	92.7%
% of Patients satisfied with the time they had to wait for an appointment	15	17	88.2%	90.6%	89.8%	88.8%

\* This is based on patients treated on this contract for their most recent course of treatment. Figures in italics indicate the base number of FP17s or Patient Questionnaire responses are less than 100. N/A is shown where the base number of responses is less than 10 during the period. % is calculated as Quantity/Base number\*100

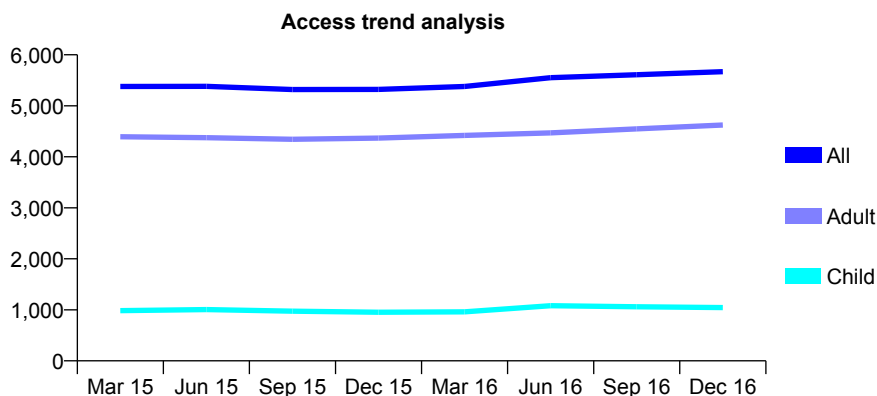
## Q49 - Vital Signs At a Glance Contract Report for 168866/0001 - December 2016

Name or company name	H Singh & Associates Ltd
Contract type name	GDS Contract
Purpose of contract	General
Contract start date	01/04/2010
Contract end date	

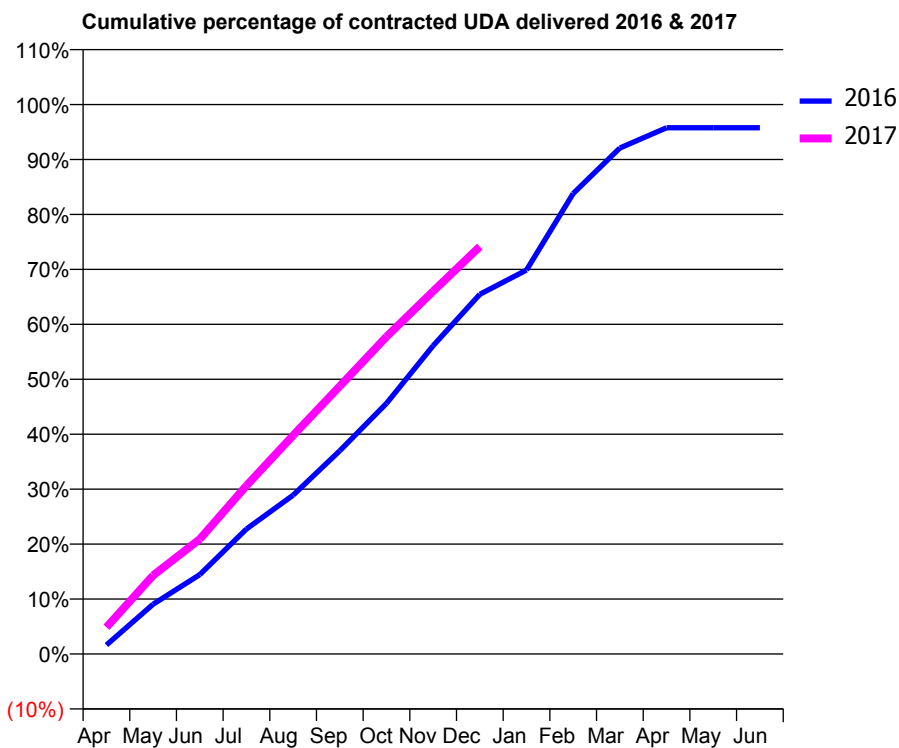
16/17 Contracted general activity (UDA)	18,452
Carry forward general activity (UDA)	0
16/17 Contracted orthodontic activity (UOA)	0
Carry forward orthodontic activity (UOA)	0
Baseline contract value	£496,824.34

### ACCESS\*

Patients seen in 24 months	Total	Change since previous quarter
Quarter ending December 2015	5,321	
Quarter ending March 2016	5,380	→
Quarter ending June 2016	5,552	↑
Quarter ending September 2016	5,608	→
Quarter ending December 2016	5,668	→
<b>Variance since December 2015</b>	<b>6.5%</b>	<b>↑</b>



### ACTIVITY



Month	Adjusted Scheduled Activity (UDA)	
	2016	2017
April	300	896
May	1,673	2,638
June	2,666	3,859
July	4,199	5,652
August	5,333	7,341
September	6,826	8,994
October	8,415	10,653
November	10,355	12,180
December	12,077	13,681
January	12,893	
February	15,463	
March	16,989	
April	17,671	
May	17,671	
June	17,671	

### QUALITY

	Quantity	Base Number	Contract	AT	Region	England
% of FP17s for the same patient ID Re-attending within 3 months - Children	105	1,165	9.0%	11.7%	13.4%	12.4%
% of FP17s for the same patient ID Re-attending within 3 months - Adults	1,345	5,788	23.2%	15.7%	17.3%	16.6%
% of FP17s for the same patient ID Re-attending between 3 & 9 months - Children	602	1,165	51.7%	57.3%	58.9%	57.5%
% of FP17s for the same patient ID Re-attending between 3 & 9 months - Adults	2,913	5,788	50.3%	52.2%	52.5%	50.4%
% of FP17s for Band 1 Urgent Courses	492	6,619	7.4%	8.3%	9.3%	9.1%
% of FP17s Relating to Free Repair or Replacements	212	6,619	3.2%	1.2%	1.0%	0.8%
% of FP17s Relating to Continuations	273	6,619	4.1%	1.6%	1.5%	1.3%
% of Patients satisfied with the dentistry they have received	7	7	N/A	92.5%	93.1%	92.7%
% of Patients satisfied with the time they had to wait for an appointment	6	7	N/A	90.6%	89.8%	88.8%

\* This is based on patients treated on this contract for their most recent course of treatment. Figures in italics indicate the base number of FP17s or Patient Questionnaire responses are less than 100. N/A is shown where the base number of responses is less than 10 during the period. % is calculated as Quantity/Base number\*100

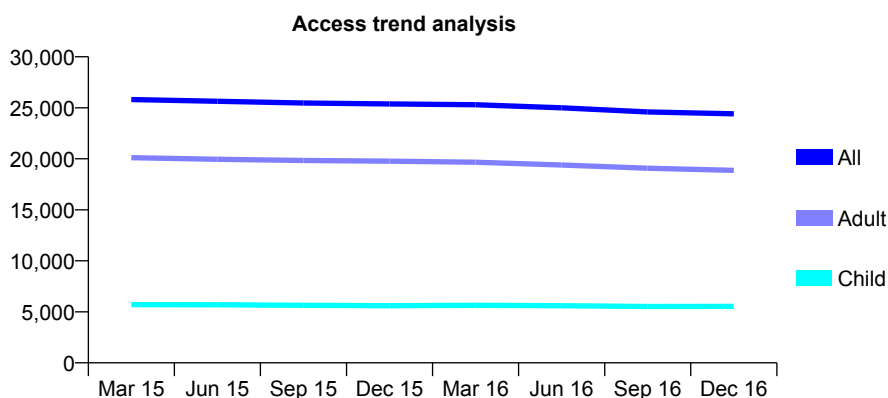
## Q49 - Vital Signs At a Glance Contract Report for 170011/0001 - December 2016

Name or company name	SRDP
Contract type name	GDS Contract
Purpose of contract	General and Orthodontic
Contract start date	01/10/2007
Contract end date	

16/17 Contracted general activity (UDA)	74,715
Carry forward general activity (UDA)	0
16/17 Contracted orthodontic activity (UOA)	1,281
Carry forward orthodontic activity (UOA)	40
Baseline contract value	£2,089,638.04

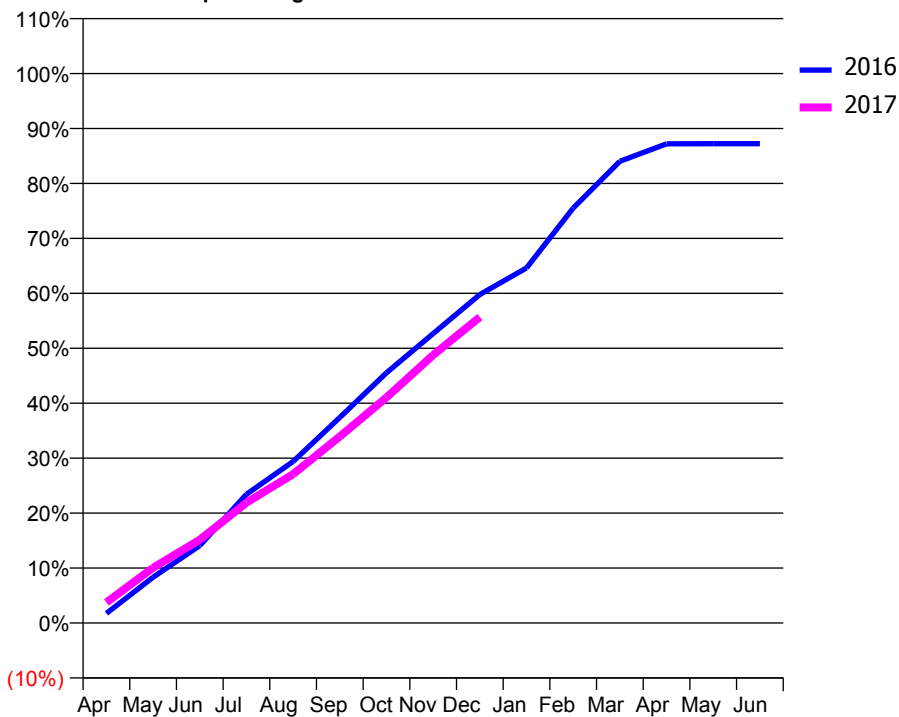
### ACCESS\*

Patients seen in 24 months	Total	Change since previous quarter
Quarter ending December 2015	25,373	
Quarter ending March 2016	25,304	→
Quarter ending June 2016	24,997	↓
Quarter ending September 2016	24,598	↓
Quarter ending December 2016	24,411	→
<b>Variance since December 2015</b>	<b>(3.8%)</b>	<b>↓</b>



### ACTIVITY

Cumulative percentage of contracted UDA delivered 2016 & 2017



Month	Adjusted Scheduled Activity (UDA)	
	2016	2017
April	1,322	2,796
May	6,220	7,506
June	10,530	11,315
July	17,502	16,371
August	21,966	20,246
September	27,953	25,355
October	34,020	30,674
November	39,361	36,435
December	44,659	41,605
January	48,265	
February	56,408	
March	62,780	
April	65,155	
May	65,170	
June	65,181	

### QUALITY

	Quantity	Base Number	Contract	AT	Region	England
% of FP17s for the same patient ID Re-attending within 3 months - Children	373	4,617	8.1%	11.7%	13.4%	12.4%
% of FP17s for the same patient ID Re-attending within 3 months - Adults	2,157	14,964	14.4%	15.7%	17.3%	16.6%
% of FP17s for the same patient ID Re-attending between 3 & 9 months - Children	1,702	4,617	36.9%	57.3%	58.9%	57.5%
% of FP17s for the same patient ID Re-attending between 3 & 9 months - Adults	5,912	14,964	39.5%	52.2%	52.5%	50.4%
% of FP17s for Band 1 Urgent Courses	1,204	17,709	6.8%	8.3%	9.3%	9.1%
% of FP17s Relating to Free Repair or Replacements	196	17,709	1.1%	1.2%	1.0%	0.8%
% of FP17s Relating to Continuations	485	17,709	2.7%	1.6%	1.5%	1.3%
% of Patients satisfied with the dentistry they have received	38	39	97.4%	92.5%	93.1%	92.7%
% of Patients satisfied with the time they had to wait for an appointment	30	39	76.9%	90.6%	89.8%	88.8%

\* This is based on patients treated on this contract for their most recent course of treatment. Figures in italics indicate the base number of FP17s or Patient Questionnaire responses are less than 100. N/A is shown where the base number of responses is less than 10 during the period. % is calculated as Quantity/Base number\*100

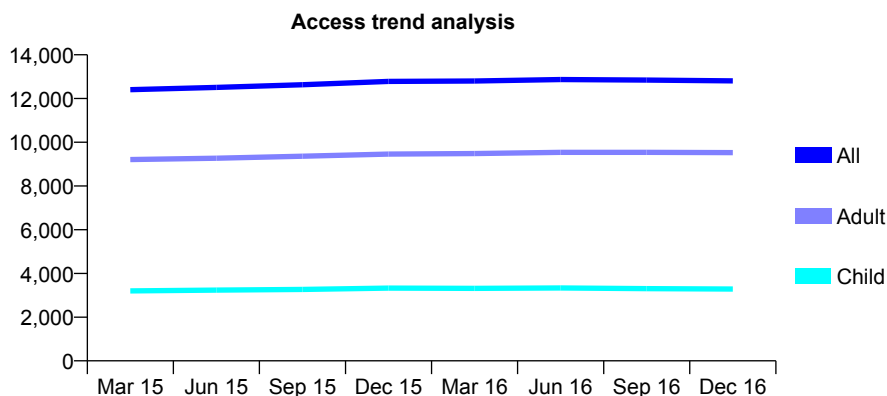
## Q49 - Vital Signs At a Glance Contract Report for 170941/0001 - December 2016

Name or company name	InDental Practice Limited
Contract type name	GDS Contract
Purpose of contract	General
Contract start date	01/07/2008
Contract end date	

16/17 Contracted general activity (UDA)	36,554
Carry forward general activity (UDA)	797
16/17 Contracted orthodontic activity (UOA)	0
Carry forward orthodontic activity (UOA)	0
Baseline contract value	£1,115,027.12

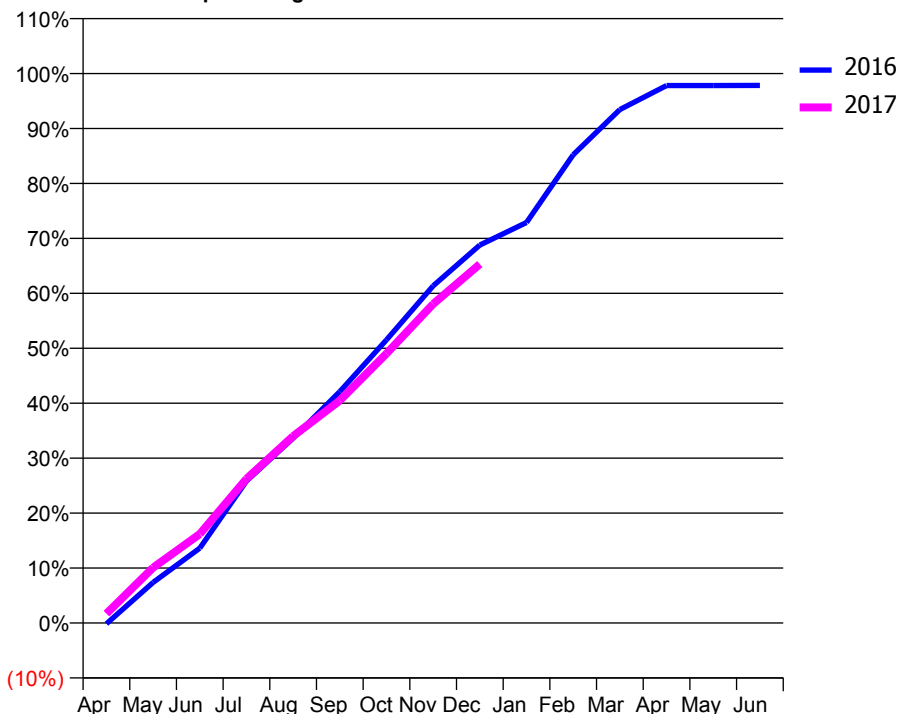
### ACCESS\*

Patients seen in 24 months	Total	Change since previous quarter
Quarter ending December 2015	12,786	
Quarter ending March 2016	12,800	→
Quarter ending June 2016	12,871	→
Quarter ending September 2016	12,842	→
Quarter ending December 2016	12,808	→
<b>Variance since December 2015</b>	<b>0.2%</b>	<b>→</b>



### ACTIVITY

Cumulative percentage of contracted UDA delivered 2016 & 2017



Month	Adjusted Scheduled Activity (UDA)	
	2016	2017
April	-59	624
May	2,699	3,687
June	4,978	5,923
July	9,446	9,595
August	12,296	12,436
September	15,398	14,797
October	18,837	17,919
November	22,428	21,219
December	25,143	23,877
January	26,640	
February	31,151	
March	34,159	
April	35,755	
May	35,754	
June	35,757	

### QUALITY

	Quantity	Base Number	Contract	AT	Region	England
% of FP17s for the same patient ID Re-attending within 3 months - Children	237	3,255	7.3%	11.7%	13.4%	12.4%
% of FP17s for the same patient ID Re-attending within 3 months - Adults	1,653	9,250	17.9%	15.7%	17.3%	16.6%
% of FP17s for the same patient ID Re-attending between 3 & 9 months - Children	1,786	3,255	54.9%	57.3%	58.9%	57.5%
% of FP17s for the same patient ID Re-attending between 3 & 9 months - Adults	4,477	9,250	48.4%	52.2%	52.5%	50.4%
% of FP17s for Band 1 Urgent Courses	1,082	11,331	9.5%	8.3%	9.3%	9.1%
% of FP17s Relating to Free Repair or Replacements	115	11,331	1.0%	1.2%	1.0%	0.8%
% of FP17s Relating to Continuations	75	11,331	0.7%	1.6%	1.5%	1.3%
% of Patients satisfied with the dentistry they have received	14	14	100.0%	92.5%	93.1%	92.7%
% of Patients satisfied with the time they had to wait for an appointment	12	14	85.7%	90.6%	89.8%	88.8%

\* This is based on patients treated on this contract for their most recent course of treatment. Figures in italics indicate the base number of FP17s or Patient Questionnaire responses are less than 100. N/A is shown where the base number of responses is less than 10 during the period. % is calculated as Quantity/Base number\*100

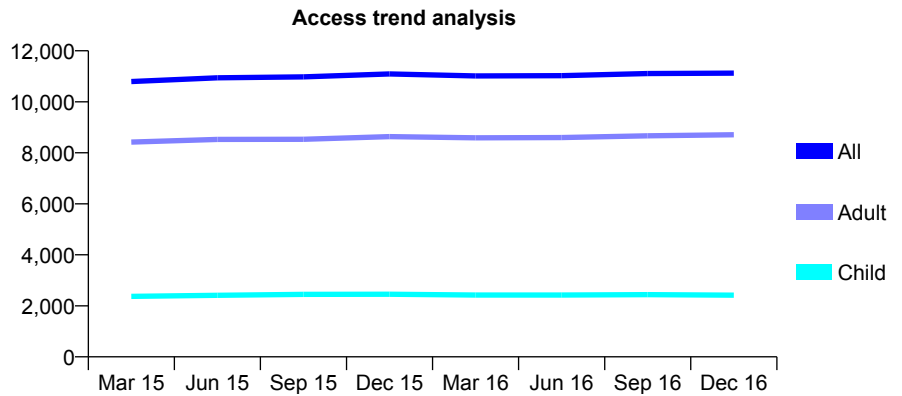
## Q49 - Vital Signs At a Glance Contract Report for 172847/0001 - December 2016

Name or company name	Newcastle and Wallsend Dental Practice P
Contract type name	GDS Contract
Purpose of contract	General
Contract start date	01/05/2013
Contract end date	

16/17 Contracted general activity (UDA)	38,921
Carry forward general activity (UDA)	0
16/17 Contracted orthodontic activity (UOA)	0
Carry forward orthodontic activity (UOA)	0
Baseline contract value	£1,019,175.45

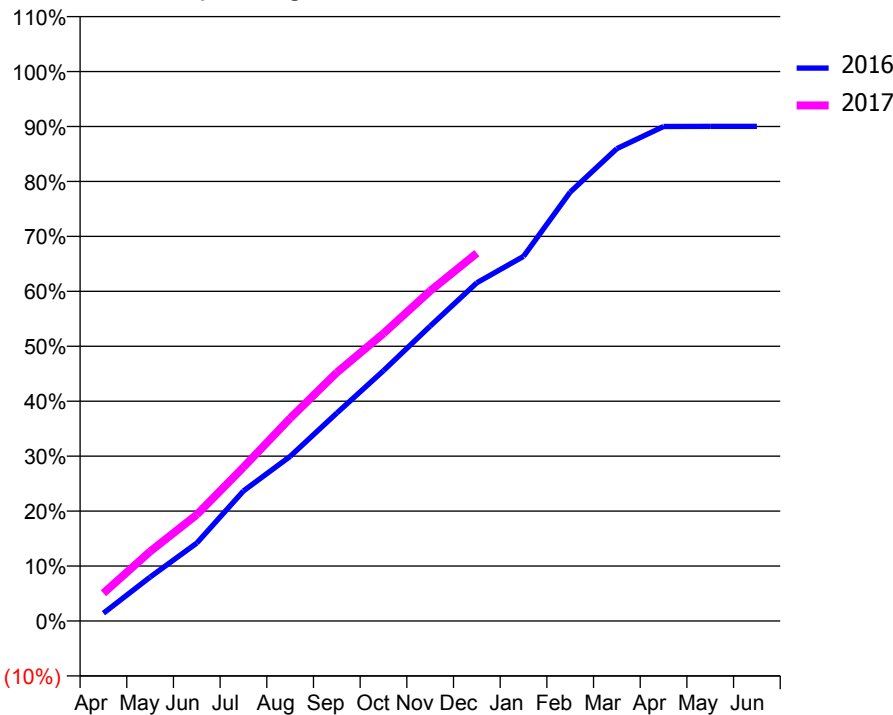
### ACCESS\*

Patients seen in 24 months	Total	Change since previous quarter
Quarter ending December 2015	11,093	
Quarter ending March 2016	11,014	→
Quarter ending June 2016	11,026	→
Quarter ending September 2016	11,106	→
Quarter ending December 2016	11,124	→
<b>Variance since December 2015</b>	<b>0.3%</b>	<b>→</b>



### ACTIVITY

Cumulative percentage of contracted UDA delivered 2016 & 2017



Month	Adjusted Scheduled Activity (UDA)	
	2016	2017
April	554	1,971
May	3,114	4,923
June	5,522	7,534
July	9,210	10,899
August	11,656	14,359
September	14,727	17,598
October	17,730	20,372
November	20,892	23,379
December	23,955	26,057
January	25,831	
February	30,381	
March	33,454	
April	35,025	
May	35,034	
June	35,040	

### QUALITY

	Quantity	Base Number	Contract	AT	Region	England
% of FP17s for the same patient ID Re-attending within 3 months - Children	121	2,555	4.7%	11.7%	13.4%	12.4%
% of FP17s for the same patient ID Re-attending within 3 months - Adults	1,107	9,137	12.1%	15.7%	17.3%	16.6%
% of FP17s for the same patient ID Re-attending between 3 & 9 months - Children	1,509	2,555	59.1%	57.3%	58.9%	57.5%
% of FP17s for the same patient ID Re-attending between 3 & 9 months - Adults	5,275	9,137	57.7%	52.2%	52.5%	50.4%
% of FP17s for Band 1 Urgent Courses	610	11,087	5.5%	8.3%	9.3%	9.1%
% of FP17s Relating to Free Repair or Replacements	95	11,087	0.9%	1.2%	1.0%	0.8%
% of FP17s Relating to Continuations	214	11,087	1.9%	1.6%	1.5%	1.3%
% of Patients satisfied with the dentistry they have received	16	20	80.0%	92.5%	93.1%	92.7%
% of Patients satisfied with the time they had to wait for an appointment	19	20	95.0%	90.6%	89.8%	88.8%

\* This is based on patients treated on this contract for their most recent course of treatment. Figures in italics indicate the base number of FP17s or Patient Questionnaire responses are less than 100. N/A is shown where the base number of responses is less than 10 during the period. % is calculated as Quantity/Base number\*100

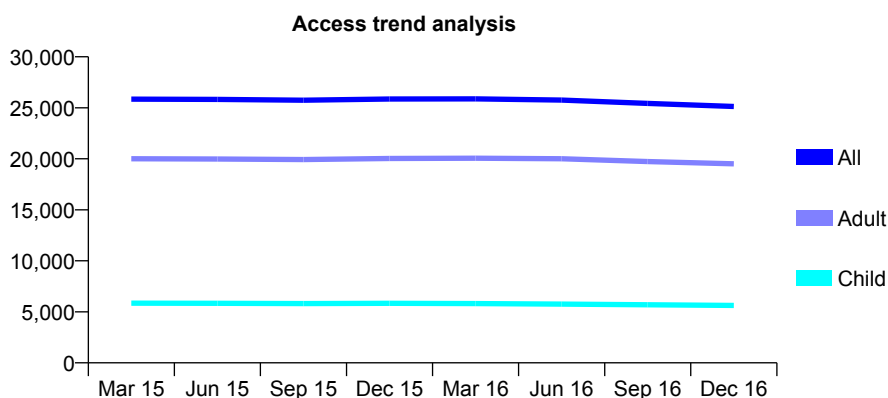
## Q49 - Vital Signs At a Glance Contract Report for 176648/0001 - December 2016

Name or company name	South Tyneside Smiles Limited
Contract type name	GDS Contract
Purpose of contract	General and Orthodontic
Contract start date	01/04/2008
Contract end date	

16/17 Contracted general activity (UDA)	85,974
Carry forward general activity (UDA)	0
16/17 Contracted orthodontic activity (UOA)	2,119
Carry forward orthodontic activity (UOA)	3
Baseline contract value	£2,449,209.96

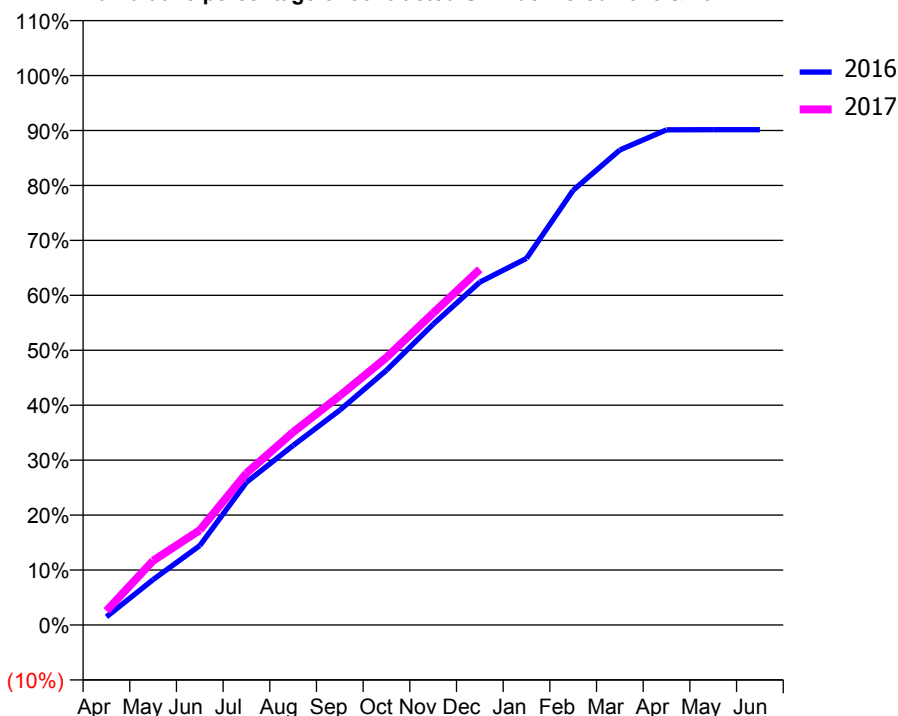
### ACCESS\*

Patients seen in 24 months	Total	Change since previous quarter
Quarter ending December 2015	25,861	
Quarter ending March 2016	25,870	→
Quarter ending June 2016	25,760	→
Quarter ending September 2016	25,430	↓
Quarter ending December 2016	25,137	↓
<b>Variance since December 2015</b>	<b>(2.8%)</b>	<b>↓</b>



### ACTIVITY

Cumulative percentage of contracted UDA delivered 2016 & 2017



Month	Adjusted Scheduled Activity (UDA)	
	2016	2017
April	1,426	2,227
May	7,919	10,074
June	13,876	14,852
July	24,926	23,766
August	31,365	30,174
September	37,530	35,869
October	44,497	41,866
November	52,527	48,812
December	59,882	55,646
January	64,040	
February	75,930	
March	82,959	
April	86,487	
May	86,504	
June	86,516	

### QUALITY

	Quantity	Base Number	Contract	AT	Region	England
% of FP17s for the same patient ID Re-attending within 3 months - Children	575	6,360	9.0%	11.7%	13.4%	12.4%
% of FP17s for the same patient ID Re-attending within 3 months - Adults	2,403	18,205	13.2%	15.7%	17.3%	16.6%
% of FP17s for the same patient ID Re-attending between 3 & 9 months - Children	3,846	6,360	60.5%	57.3%	58.9%	57.5%
% of FP17s for the same patient ID Re-attending between 3 & 9 months - Adults	9,444	18,205	51.9%	52.2%	52.5%	50.4%
% of FP17s for Band 1 Urgent Courses	1,364	22,789	6.0%	8.3%	9.3%	9.1%
% of FP17s Relating to Free Repair or Replacements	229	22,789	1.0%	1.2%	1.0%	0.8%
% of FP17s Relating to Continuations	539	22,789	2.4%	1.6%	1.5%	1.3%
% of Patients satisfied with the dentistry they have received	29	38	76.3%	92.5%	93.1%	92.7%
% of Patients satisfied with the time they had to wait for an appointment	31	38	81.6%	90.6%	89.8%	88.8%

\* This is based on patients treated on this contract for their most recent course of treatment. Figures in italics indicate the base number of FP17s or Patient Questionnaire responses are less than 100. N/A is shown where the base number of responses is less than 10 during the period. % is calculated as Quantity/Base number\*100



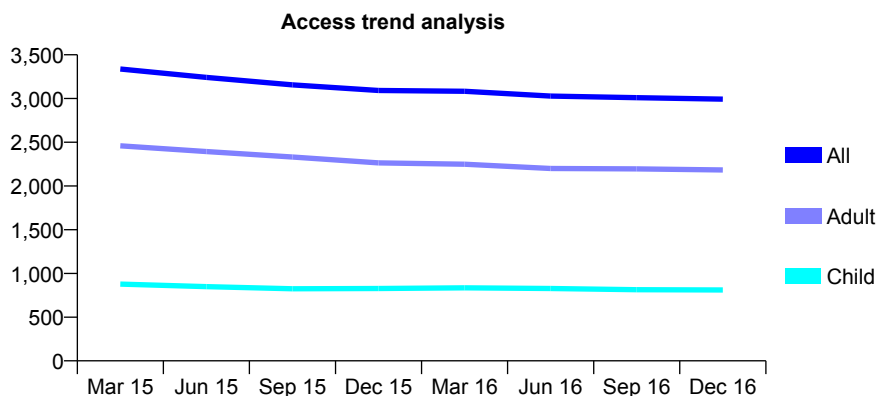
## Q49 - Vital Signs At a Glance Contract Report for 177644/0001 - December 2016

Name or company name	Goodteeth Dental Surgeries Ltd
Contract type name	GDS Contract
Purpose of contract	General and Orthodontic
Contract start date	01/09/2009
Contract end date	

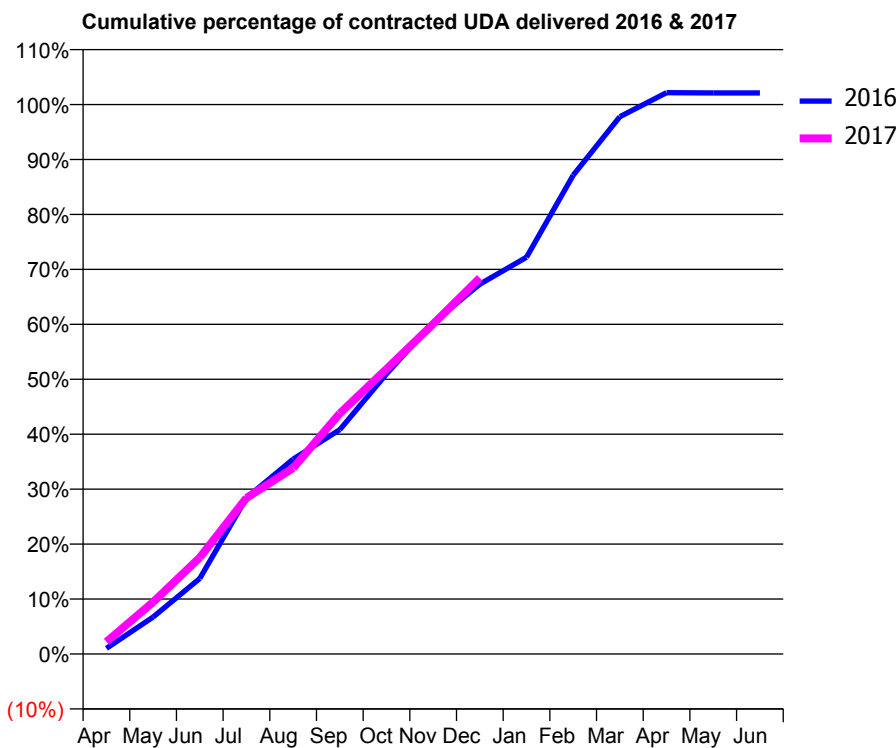
16/17 Contracted general activity (UDA)	8,745
Carry forward general activity (UDA)	0
16/17 Contracted orthodontic activity (UOA)	418
Carry forward orthodontic activity (UOA)	0
Baseline contract value	£233,729.16

### ACCESS\*

Patients seen in 24 months	Total	Change since previous quarter
Quarter ending December 2015	3,092	
Quarter ending March 2016	3,083	→
Quarter ending June 2016	3,028	↓
Quarter ending September 2016	3,009	→
Quarter ending December 2016	2,993	→
<b>Variance since December 2015</b>	<b>(3.2%)</b>	<b>↓</b>



### ACTIVITY



Month	Adjusted Scheduled Activity (UDA)	
	2016	2017
April	90	194
May	588	827
June	1,202	1,536
July	2,486	2,485
August	3,102	2,959
September	3,570	3,830
October	4,459	4,536
November	5,277	5,250
December	5,887	5,986
January	6,315	
February	7,620	
March	8,552	
April	8,934	
May	8,930	
June	8,930	

### QUALITY

	Quantity	Base Number	Contract	AT	Region	England
% of FP17s for the same patient ID Re-attending within 3 months - Children	96	887	10.8%	11.7%	13.4%	12.4%
% of FP17s for the same patient ID Re-attending within 3 months - Adults	311	2,197	14.2%	15.7%	17.3%	16.6%
% of FP17s for the same patient ID Re-attending between 3 & 9 months - Children	484	887	54.6%	57.3%	58.9%	57.5%
% of FP17s for the same patient ID Re-attending between 3 & 9 months - Adults	1,150	2,197	52.3%	52.2%	52.5%	50.4%
% of FP17s for Band 1 Urgent Courses	208	2,902	7.2%	8.3%	9.3%	9.1%
% of FP17s Relating to Free Repair or Replacements	21	2,902	0.7%	1.2%	1.0%	0.8%
% of FP17s Relating to Continuations	26	2,902	0.9%	1.6%	1.5%	1.3%
% of Patients satisfied with the dentistry they have received	9	9	N/A	92.5%	93.1%	92.7%
% of Patients satisfied with the time they had to wait for an appointment	9	9	N/A	90.6%	89.8%	88.8%

\* This is based on patients treated on this contract for their most recent course of treatment. Figures in italics indicate the base number of FP17s or Patient Questionnaire responses are less than 100. N/A is shown where the base number of responses is less than 10 during the period. % is calculated as Quantity/Base number\*100

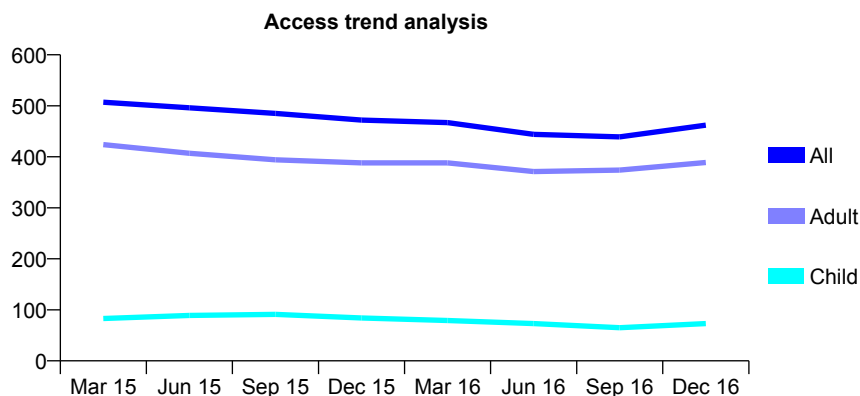
## Q49 - Vital Signs At a Glance Contract Report for 177644/0002 - December 2016

Name or company name	Alston Dental Practice Limited
Contract type name	GDS Contract
Purpose of contract	General
Contract start date	01/09/2009
Contract end date	

16/17 Contracted general activity (UDA)	1,500
Carry forward general activity (UDA)	25
16/17 Contracted orthodontic activity (UOA)	0
Carry forward orthodontic activity (UOA)	0
Baseline contract value	£42,834.26

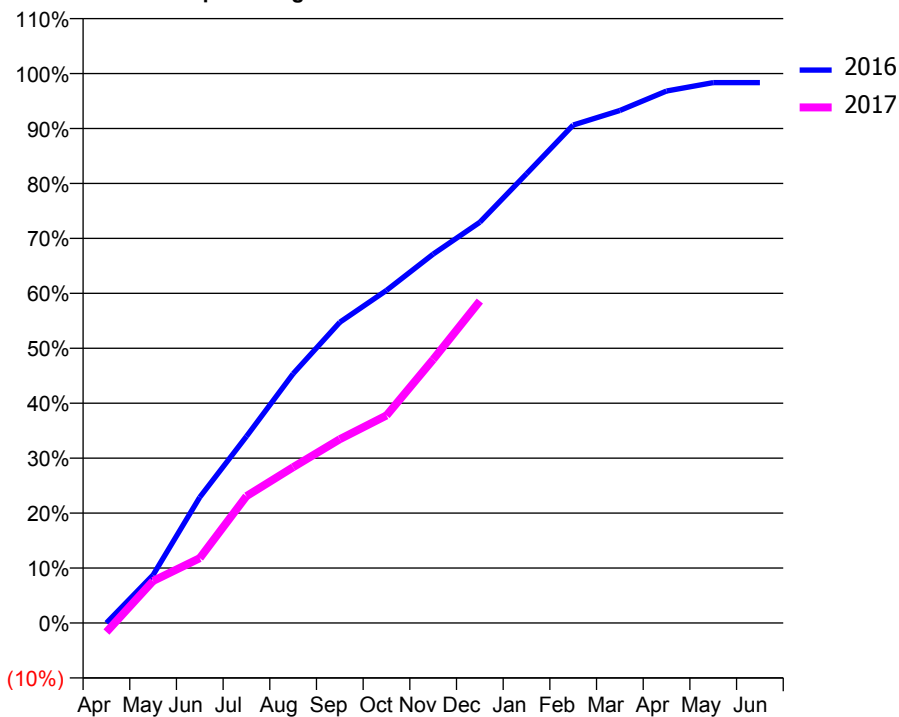
### ACCESS\*

Patients seen in 24 months	Total	Change since previous quarter
Quarter ending December 2015	472	
Quarter ending March 2016	467	↓
Quarter ending June 2016	444	↓
Quarter ending September 2016	439	↓
Quarter ending December 2016	462	↑
<b>Variance since December 2015</b>	<b>(2.1%)</b>	<b>↓</b>



### ACTIVITY

Cumulative percentage of contracted UDA delivered 2016 & 2017



Month	Adjusted Scheduled Activity (UDA)	
	2016	2017
April	0	-25
May	131	115
June	343	177
July	509	346
August	681	425
September	821	502
October	908	567
November	1,007	720
December	1,094	879
January	1,226	
February	1,359	
March	1,399	
April	1,452	
May	1,475	
June	1,475	

### QUALITY

	Quantity	Base Number	Contract	AT	Region	England
% of FP17s for the same patient ID Re-attending within 3 months - Children	0	64	0.0%	11.7%	13.4%	12.4%
% of FP17s for the same patient ID Re-attending within 3 months - Adults	19	339	5.6%	15.7%	17.3%	16.6%
% of FP17s for the same patient ID Re-attending between 3 & 9 months - Children	34	64	53.1%	57.3%	58.9%	57.5%
% of FP17s for the same patient ID Re-attending between 3 & 9 months - Adults	166	339	49.0%	52.2%	52.5%	50.4%
% of FP17s for Band 1 Urgent Courses	4	365	1.1%	8.3%	9.3%	9.1%
% of FP17s Relating to Free Repair or Replacements	0	365	0.0%	1.2%	1.0%	0.8%
% of FP17s Relating to Continuations	0	365	0.0%	1.6%	1.5%	1.3%
% of Patients satisfied with the dentistry they have received	0	0	N/A	92.5%	93.1%	92.7%
% of Patients satisfied with the time they had to wait for an appointment	0	0	N/A	90.6%	89.8%	88.8%

\* This is based on patients treated on this contract for their most recent course of treatment. Figures in italics indicate the base number of FP17s or Patient Questionnaire responses are less than 100. N/A is shown where the base number of responses is less than 10 during the period. % is calculated as Quantity/Base number\*100

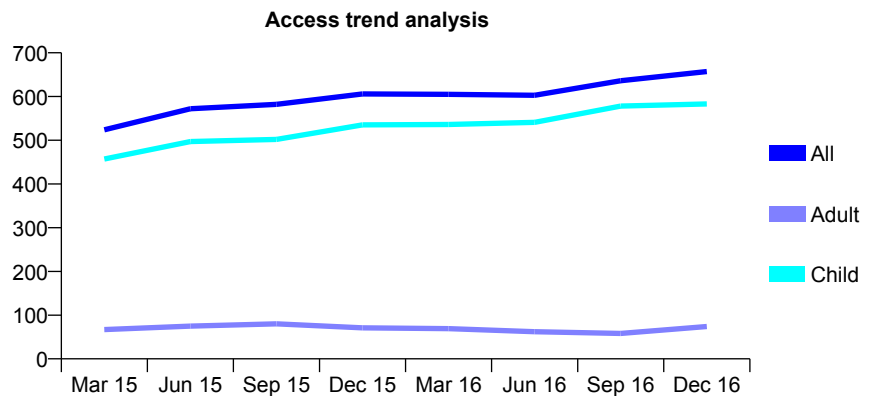
## Q49 - Vital Signs At a Glance Contract Report for 177709/0001 - December 2016

Name or company name	Green Dental Partnership
Contract type name	GDS Contract
Purpose of contract	General and Orthodontic
Contract start date	01/04/2013
Contract end date	

16/17 Contracted general activity (UDA)	1,466
Carry forward general activity (UDA)	0
16/17 Contracted orthodontic activity (UOA)	94
Carry forward orthodontic activity (UOA)	0
Baseline contract value	£36,966.81

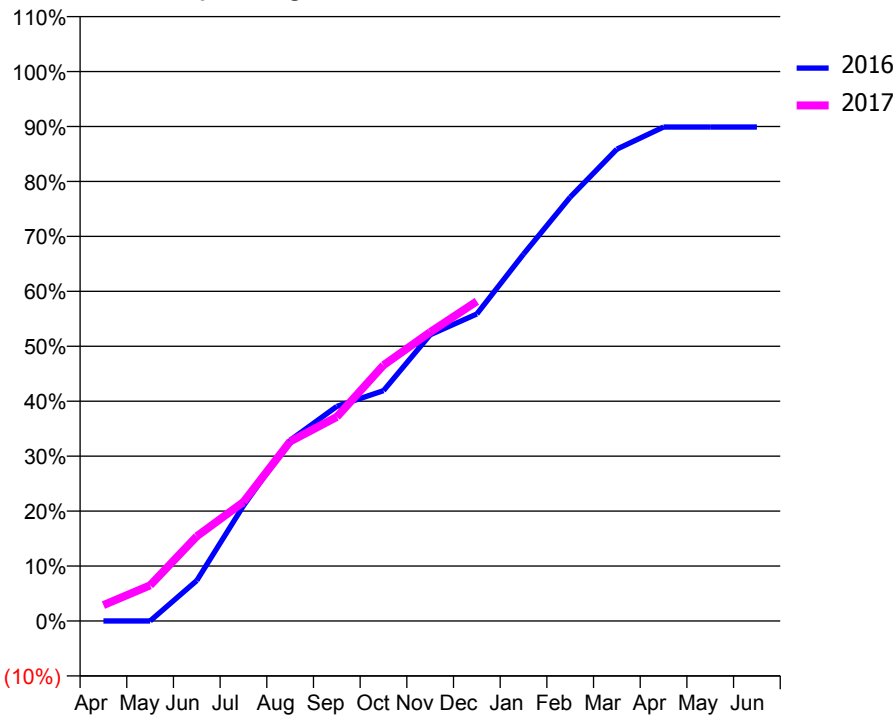
### ACCESS\*

Patients seen in 24 months	Total	Change since previous quarter
Quarter ending December 2015	606	
Quarter ending March 2016	605	→
Quarter ending June 2016	603	→
Quarter ending September 2016	636	↑
Quarter ending December 2016	657	↑
<b>Variance since December 2015</b>	<b>8.4%</b>	<b>↑</b>



### ACTIVITY

Cumulative percentage of contracted UDA delivered 2016 & 2017



Month	Adjusted Scheduled Activity (UDA)	
	2016	2017
April	0	43
May	0	95
June	108	226
July	307	317
August	482	479
September	573	544
October	615	682
November	764	771
December	819	853
January	979	
February	1,131	
March	1,259	
April	1,318	
May	1,318	
June	1,318	

### QUALITY

	Quantity	Base Number	Contract	AT	Region	England
% of FP17s for the same patient ID Re-attending within 3 months - Children	93	780	11.9%	11.7%	13.4%	12.4%
% of FP17s for the same patient ID Re-attending within 3 months - Adults	0	2	0.0%	15.7%	17.3%	16.6%
% of FP17s for the same patient ID Re-attending between 3 & 9 months - Children	446	780	57.2%	57.3%	58.9%	57.5%
% of FP17s for the same patient ID Re-attending between 3 & 9 months - Adults	1	2	50.0%	52.2%	52.5%	50.4%
% of FP17s for Band 1 Urgent Courses	29	637	4.6%	8.3%	9.3%	9.1%
% of FP17s Relating to Free Repair or Replacements	0	637	0.0%	1.2%	1.0%	0.8%
% of FP17s Relating to Continuations	16	637	2.5%	1.6%	1.5%	1.3%
% of Patients satisfied with the dentistry they have received	2	4	N/A	92.5%	93.1%	92.7%
% of Patients satisfied with the time they had to wait for an appointment	3	4	N/A	90.6%	89.8%	88.8%

\* This is based on patients treated on this contract for their most recent course of treatment. Figures in italics indicate the base number of FP17s or Patient Questionnaire responses are less than 100. N/A is shown where the base number of responses is less than 10 during the period. % is calculated as Quantity/Base number\*100

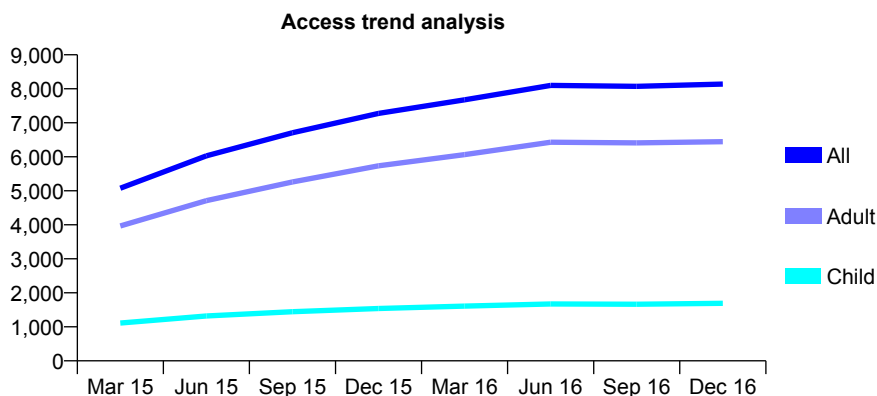
## Q49 - Vital Signs At a Glance Contract Report for 180866/0001 - December 2016

Name or company name	Perfect Smile Acorn Dental Partnership
Contract type name	GDS Contract
Purpose of contract	General
Contract start date	01/07/2014
Contract end date	

16/17 Contracted general activity (UDA)	20,230
Carry forward general activity (UDA)	0
16/17 Contracted orthodontic activity (UOA)	0
Carry forward orthodontic activity (UOA)	0
Baseline contract value	£562,874.35

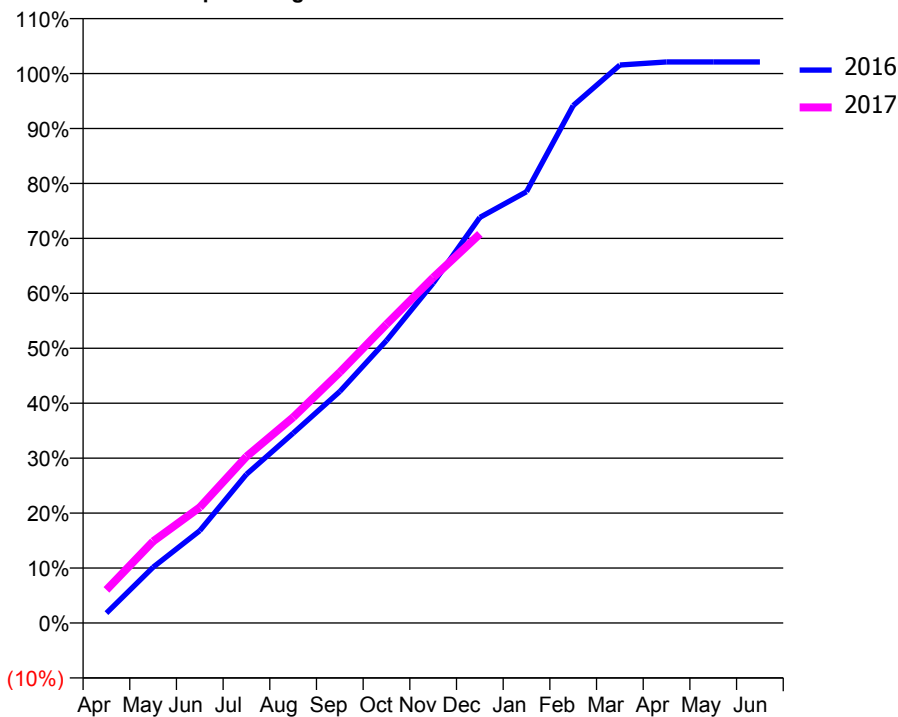
### ACCESS\*

Patients seen in 24 months	Total	Change since previous quarter
Quarter ending December 2015	7,275	
Quarter ending March 2016	7,677	↑
Quarter ending June 2016	8,100	↑
Quarter ending September 2016	8,074	→
Quarter ending December 2016	8,138	→
<b>Variance since December 2015</b>	<b>11.9%</b>	<b>↑</b>



### ACTIVITY

Cumulative percentage of contracted UDA delivered 2016 & 2017



Month	Adjusted Scheduled Activity (UDA)	
	2016	2017
April	367	1,218
May	2,052	3,007
June	3,399	4,261
July	5,477	6,127
August	6,987	7,574
September	8,527	9,233
October	10,402	11,000
November	12,510	12,719
December	14,932	14,320
January	15,877	
February	19,053	
March	20,544	
April	20,657	
May	20,657	
June	20,657	

### QUALITY

	Quantity	Base Number	Contract	AT	Region	England
% of FP17s for the same patient ID Re-attending within 3 months - Children	121	1,625	7.4%	11.7%	13.4%	12.4%
% of FP17s for the same patient ID Re-attending within 3 months - Adults	985	5,683	17.3%	15.7%	17.3%	16.6%
% of FP17s for the same patient ID Re-attending between 3 & 9 months - Children	810	1,625	49.8%	57.3%	58.9%	57.5%
% of FP17s for the same patient ID Re-attending between 3 & 9 months - Adults	2,374	5,683	41.8%	52.2%	52.5%	50.4%
% of FP17s for Band 1 Urgent Courses	801	6,856	11.7%	8.3%	9.3%	9.1%
% of FP17s Relating to Free Repair or Replacements	89	6,856	1.3%	1.2%	1.0%	0.8%
% of FP17s Relating to Continuations	149	6,856	2.2%	1.6%	1.5%	1.3%
% of Patients satisfied with the dentistry they have received	14	16	87.5%	92.5%	93.1%	92.7%
% of Patients satisfied with the time they had to wait for an appointment	15	16	93.8%	90.6%	89.8%	88.8%

\* This is based on patients treated on this contract for their most recent course of treatment. Figures in italics indicate the base number of FP17s or Patient Questionnaire responses are less than 100. N/A is shown where the base number of responses is less than 10 during the period. % is calculated as Quantity/Base number\*100

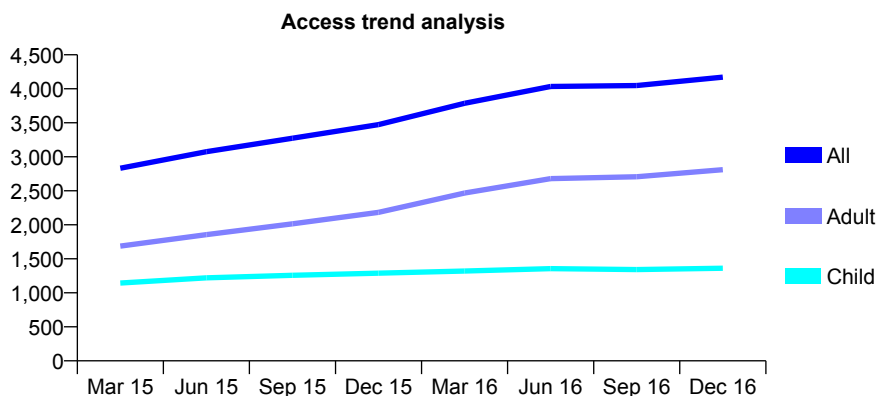
## Q49 - Vital Signs At a Glance Contract Report for 181986/0001 - December 2016

Name or company name	Perfect Smile Laburnum Partnership
Contract type name	GDS Contract
Purpose of contract	General
Contract start date	01/07/2014
Contract end date	

16/17 Contracted general activity (UDA)	15,601
Carry forward general activity (UDA)	205
16/17 Contracted orthodontic activity (UOA)	0
Carry forward orthodontic activity (UOA)	0
Baseline contract value	£373,283.11

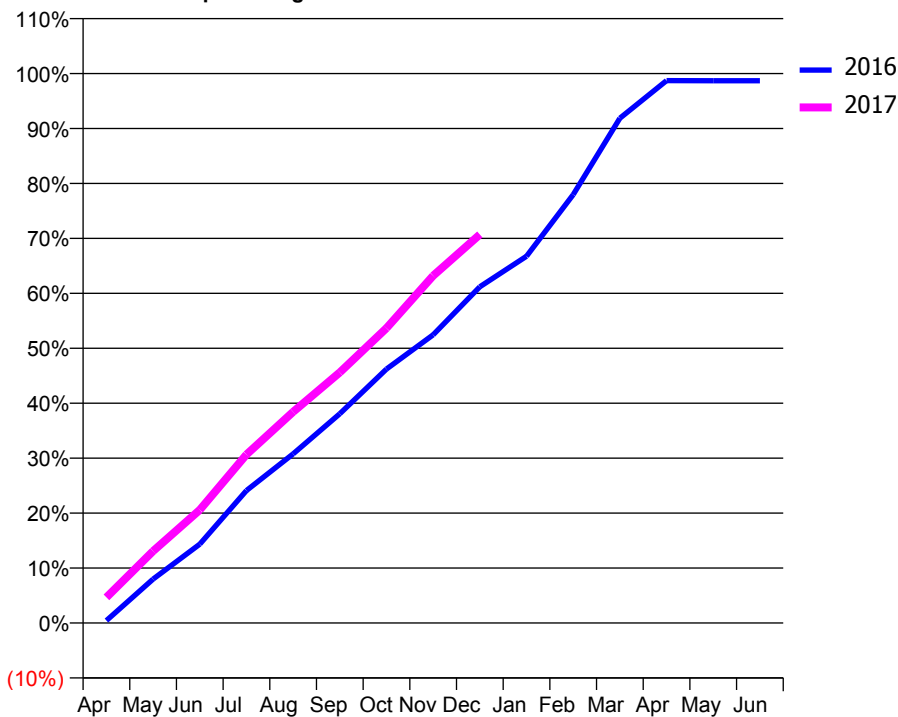
### ACCESS\*

Patients seen in 24 months	Total	Change since previous quarter
Quarter ending December 2015	3,474	
Quarter ending March 2016	3,788	↑
Quarter ending June 2016	4,034	↑
Quarter ending September 2016	4,049	→
Quarter ending December 2016	4,172	↑
<b>Variance since December 2015</b>	<b>20.1%</b>	<b>↑</b>



### ACTIVITY

Cumulative percentage of contracted UDA delivered 2016 & 2017



Month	Adjusted Scheduled Activity (UDA)	
	2016	2017
April	69	727
May	1,247	2,041
June	2,240	3,214
July	3,759	4,784
August	4,803	5,997
September	5,944	7,115
October	7,210	8,371
November	8,181	9,859
December	9,545	11,031
January	10,414	
February	12,164	
March	14,332	
April	15,397	
May	15,396	
June	15,396	

### QUALITY

	Quantity	Base Number	Contract	AT	Region	England
% of FP17s for the same patient ID Re-attending within 3 months - Children	81	1,491	5.4%	11.7%	13.4%	12.4%
% of FP17s for the same patient ID Re-attending within 3 months - Adults	532	2,946	18.1%	15.7%	17.3%	16.6%
% of FP17s for the same patient ID Re-attending between 3 & 9 months - Children	924	1,491	62.0%	57.3%	58.9%	57.5%
% of FP17s for the same patient ID Re-attending between 3 & 9 months - Adults	1,409	2,946	47.8%	52.2%	52.5%	50.4%
% of FP17s for Band 1 Urgent Courses	206	4,122	5.0%	8.3%	9.3%	9.1%
% of FP17s Relating to Free Repair or Replacements	20	4,122	0.5%	1.2%	1.0%	0.8%
% of FP17s Relating to Continuations	94	4,122	2.3%	1.6%	1.5%	1.3%
% of Patients satisfied with the dentistry they have received	10	10	100.0%	92.5%	93.1%	92.7%
% of Patients satisfied with the time they had to wait for an appointment	10	10	100.0%	90.6%	89.8%	88.8%

\* This is based on patients treated on this contract for their most recent course of treatment. Figures in italics indicate the base number of FP17s or Patient Questionnaire responses are less than 100. N/A is shown where the base number of responses is less than 10 during the period. % is calculated as Quantity/Base number\*100

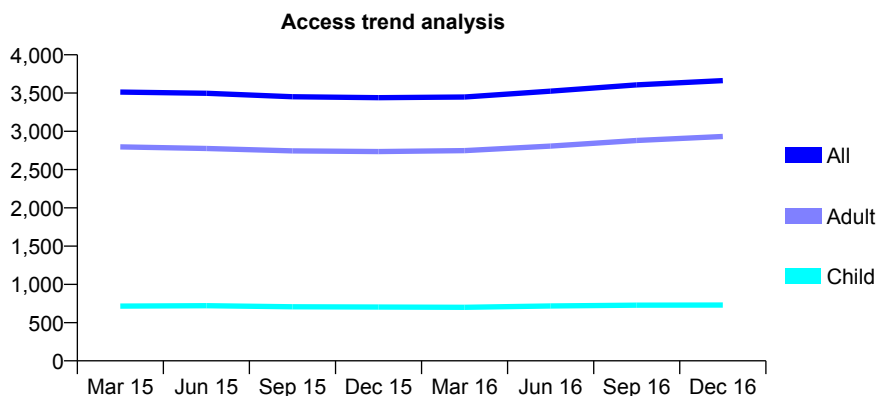
## Q49 - Vital Signs At a Glance Contract Report for 182834/0001 - December 2016

Name or company name	Princes Street Dental Practice Limited
Contract type name	GDS Contract
Purpose of contract	General
Contract start date	01/04/2011
Contract end date	

16/17 Contracted general activity (UDA)	8,772
Carry forward general activity (UDA)	286
16/17 Contracted orthodontic activity (UOA)	0
Carry forward orthodontic activity (UOA)	0
Baseline contract value	£195,491.84

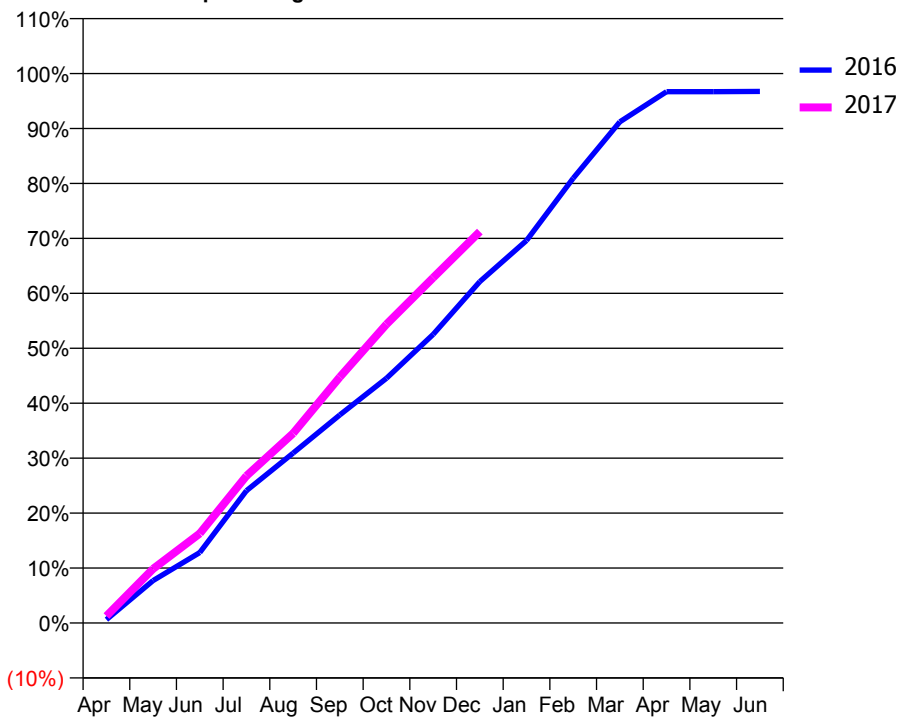
### ACCESS\*

Patients seen in 24 months	Total	Change since previous quarter
Quarter ending December 2015	3,439	
Quarter ending March 2016	3,448	→
Quarter ending June 2016	3,525	↑
Quarter ending September 2016	3,607	↑
Quarter ending December 2016	3,662	→
<b>Variance since December 2015</b>	<b>6.5%</b>	<b>↑</b>



### ACTIVITY

Cumulative percentage of contracted UDA delivered 2016 & 2017



Month	Adjusted Scheduled Activity (UDA)	
	2016	2017
April	54	111
May	679	866
June	1,126	1,430
July	2,112	2,349
August	2,713	3,029
September	3,321	3,927
October	3,908	4,769
November	4,608	5,512
December	5,451	6,250
January	6,105	
February	7,100	
March	8,001	
April	8,482	
May	8,483	
June	8,486	

### QUALITY

	Quantity	Base Number	Contract	AT	Region	England
% of FP17s for the same patient ID Re-attending within 3 months - Children	58	835	6.9%	11.7%	13.4%	12.4%
% of FP17s for the same patient ID Re-attending within 3 months - Adults	528	3,045	17.3%	15.7%	17.3%	16.6%
% of FP17s for the same patient ID Re-attending between 3 & 9 months - Children	490	835	58.7%	57.3%	58.9%	57.5%
% of FP17s for the same patient ID Re-attending between 3 & 9 months - Adults	1,158	3,045	38.0%	52.2%	52.5%	50.4%
% of FP17s for Band 1 Urgent Courses	248	3,641	6.8%	8.3%	9.3%	9.1%
% of FP17s Relating to Free Repair or Replacements	77	3,641	2.1%	1.2%	1.0%	0.8%
% of FP17s Relating to Continuations	90	3,641	2.5%	1.6%	1.5%	1.3%
% of Patients satisfied with the dentistry they have received	5	5	N/A	92.5%	93.1%	92.7%
% of Patients satisfied with the time they had to wait for an appointment	5	5	N/A	90.6%	89.8%	88.8%

\* This is based on patients treated on this contract for their most recent course of treatment. Figures in italics indicate the base number of FP17s or Patient Questionnaire responses are less than 100. N/A is shown where the base number of responses is less than 10 during the period. % is calculated as Quantity/Base number\*100

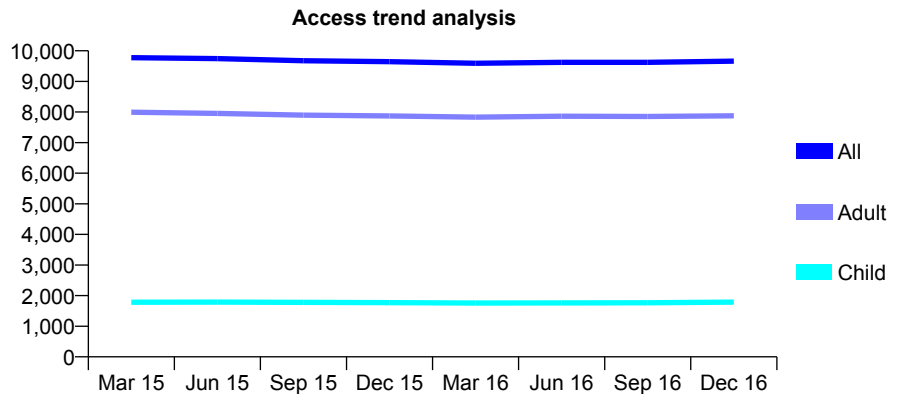
## Q49 - Vital Signs At a Glance Contract Report for 183962/0001 - December 2016

Name or company name	Goodwin and Associates
Contract type name	Pilot Contract
Purpose of contract	General and Orthodontic
Contract start date	01/04/2008
Contract end date	

16/17 Contracted general activity (UDA)	14,876
Carry forward general activity (UDA)	0
16/17 Contracted orthodontic activity (UOA)	400
Carry forward orthodontic activity (UOA)	0
Baseline contract value	£764,307.29

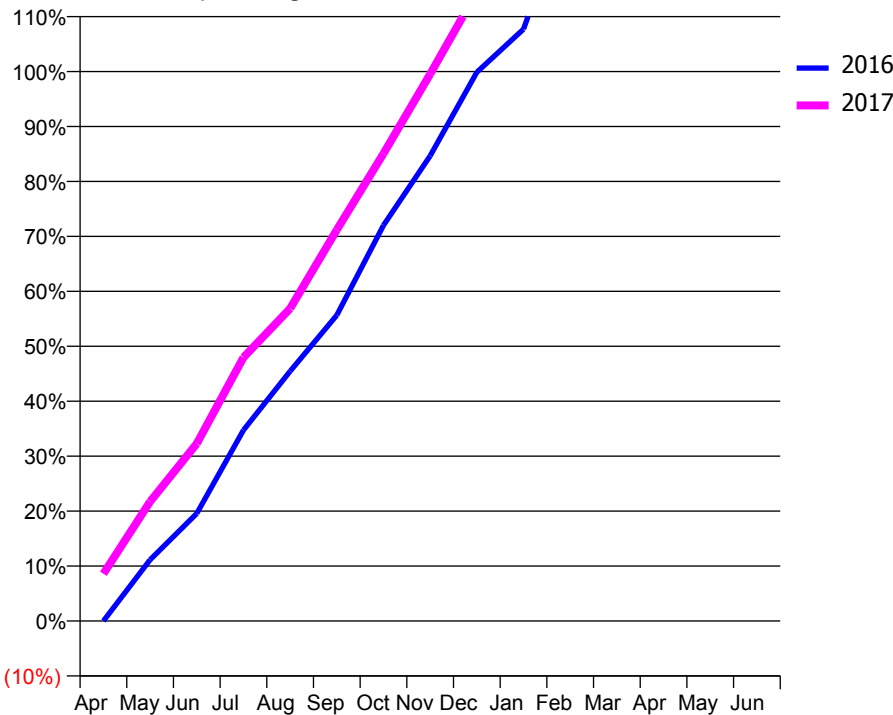
### ACCESS\*

Patients seen in 24 months	Total	Change since previous quarter
Quarter ending December 2015	9,645	
Quarter ending March 2016	9,592	→
Quarter ending June 2016	9,624	→
Quarter ending September 2016	9,621	→
Quarter ending December 2016	9,663	→
<b>Variance since December 2015</b>	<b>0.2%</b>	<b>→</b>



### ACTIVITY

Cumulative percentage of contracted UDA delivered 2016 & 2017



Month	Adjusted Scheduled Activity (UDA)	
	2016	2017
April	0	1,281
May	1,660	3,234
June	2,911	4,802
July	5,169	7,136
August	6,764	8,459
September	8,280	10,589
October	10,712	12,656
November	12,594	14,805
December	14,856	17,026
January	16,023	
February	19,490	
March	21,425	
April	22,478	
May	22,485	
June	22,501	

### QUALITY

	Quantity	Base Number	Contract	AT	Region	England
% of FP17s for the same patient ID Re-attending within 3 months - Children	249	2,408	10.3%	11.7%	13.4%	12.4%
% of FP17s for the same patient ID Re-attending within 3 months - Adults	1,427	8,695	16.4%	15.7%	17.3%	16.6%
% of FP17s for the same patient ID Re-attending between 3 & 9 months - Children	1,638	2,408	68.0%	57.3%	58.9%	57.5%
% of FP17s for the same patient ID Re-attending between 3 & 9 months - Adults	4,263	8,695	49.0%	52.2%	52.5%	50.4%
% of FP17s for Band 1 Urgent Courses	1,197	10,523	11.4%	8.3%	9.3%	9.1%
% of FP17s Relating to Free Repair or Replacements	46	10,523	0.4%	1.2%	1.0%	0.8%
% of FP17s Relating to Continuations	71	10,523	0.7%	1.6%	1.5%	1.3%
% of Patients satisfied with the dentistry they have received	9	12	75.0%	92.5%	93.1%	92.7%
% of Patients satisfied with the time they had to wait for an appointment	10	12	83.3%	90.6%	89.8%	88.8%

\* This is based on patients treated on this contract for their most recent course of treatment. Figures in italics indicate the base number of FP17s or Patient Questionnaire responses are less than 100. N/A is shown where the base number of responses is less than 10 during the period. % is calculated as Quantity/Base number\*100



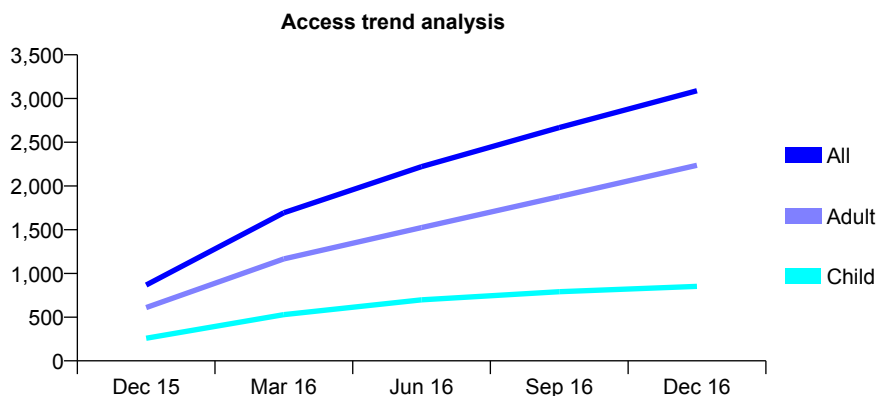
## Q49 - Vital Signs At a Glance Contract Report for 185590/0001 - December 2016

Name or company name	The Grange Dental Centre
Contract type name	GDS Contract
Purpose of contract	General
Contract start date	01/10/2015
Contract end date	

16/17 Contracted general activity (UDA)	7,288
Carry forward general activity (UDA)	157
16/17 Contracted orthodontic activity (UOA)	0
Carry forward orthodontic activity (UOA)	0
Baseline contract value	£156,324.75

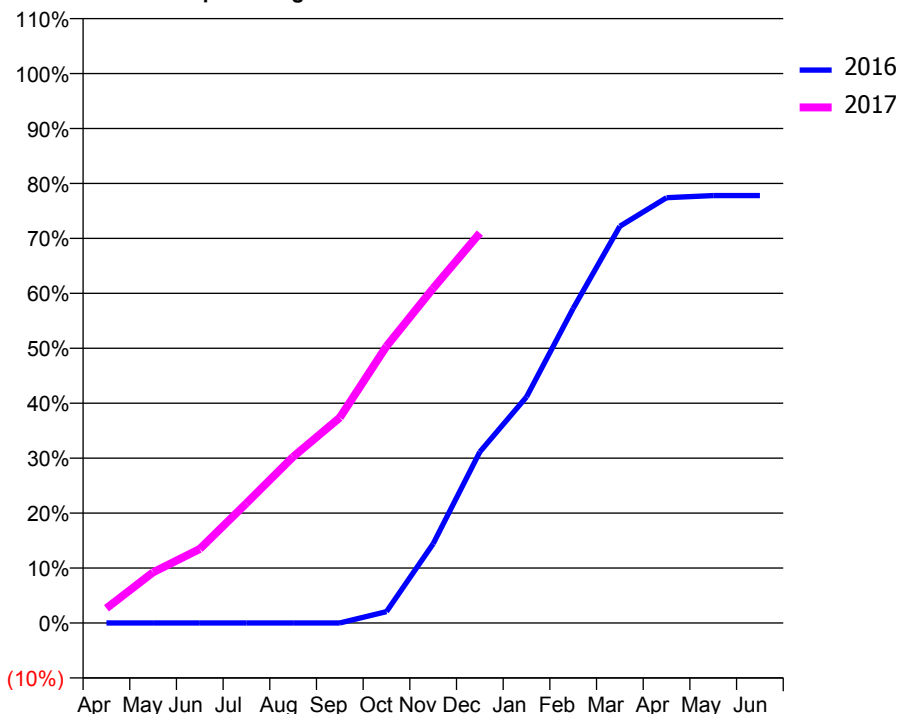
### ACCESS\*

Patients seen in 24 months	Total	Change since previous quarter
Quarter ending December 2015	867	
Quarter ending March 2016	1,694	↑
Quarter ending June 2016	2,221	↑
Quarter ending September 2016	2,668	↑
Quarter ending December 2016	3,089	↑
<b>Variance since December 2015</b>	<b>256.3%</b>	<b>↑</b>



### ACTIVITY

Cumulative percentage of contracted UDA delivered 2016 & 2017



Month	Adjusted Scheduled Activity (UDA)	
	2016	2017
April	0	195
May	0	672
June	0	982
July	0	1,589
August	0	2,204
September	0	2,724
October	76	3,671
November	525	4,439
December	1,132	5,172
January	1,495	
February	2,081	
March	2,624	
April	2,813	
May	2,827	
June	2,827	

### QUALITY

	Quantity	Base Number	Contract	AT	Region	England
% of FP17s for the same patient ID Re-attending within 3 months - Children	78	1,130	6.9%	11.7%	13.4%	12.4%
% of FP17s for the same patient ID Re-attending within 3 months - Adults	357	2,535	14.1%	15.7%	17.3%	16.6%
% of FP17s for the same patient ID Re-attending between 3 & 9 months - Children	554	1,130	49.0%	57.3%	58.9%	57.5%
% of FP17s for the same patient ID Re-attending between 3 & 9 months - Adults	908	2,535	35.8%	52.2%	52.5%	50.4%
% of FP17s for Band 1 Urgent Courses	301	2,843	10.6%	8.3%	9.3%	9.1%
% of FP17s Relating to Free Repair or Replacements	21	2,843	0.7%	1.2%	1.0%	0.8%
% of FP17s Relating to Continuations	21	2,843	0.7%	1.6%	1.5%	1.3%
% of Patients satisfied with the dentistry they have received	4	4	N/A	92.5%	93.1%	92.7%
% of Patients satisfied with the time they had to wait for an appointment	4	4	N/A	90.6%	89.8%	88.8%

\* This is based on patients treated on this contract for their most recent course of treatment. Figures in italics indicate the base number of FP17s or Patient Questionnaire responses are less than 100. N/A is shown where the base number of responses is less than 10 during the period. % is calculated as Quantity/Base number\*100

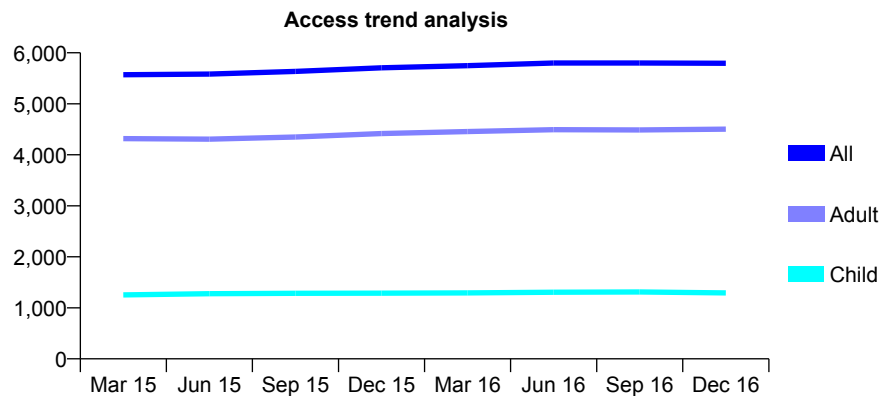
## Q49 - Vital Signs At a Glance Contract Report for 185957/0001 - December 2016

Name or company name	T. S. Lalli Limited
Contract type name	GDS Contract
Purpose of contract	General
Contract start date	01/11/2006
Contract end date	

16/17 Contracted general activity (UDA)	13,428
Carry forward general activity (UDA)	0
16/17 Contracted orthodontic activity (UOA)	0
Carry forward orthodontic activity (UOA)	0
Baseline contract value	£379,280.08

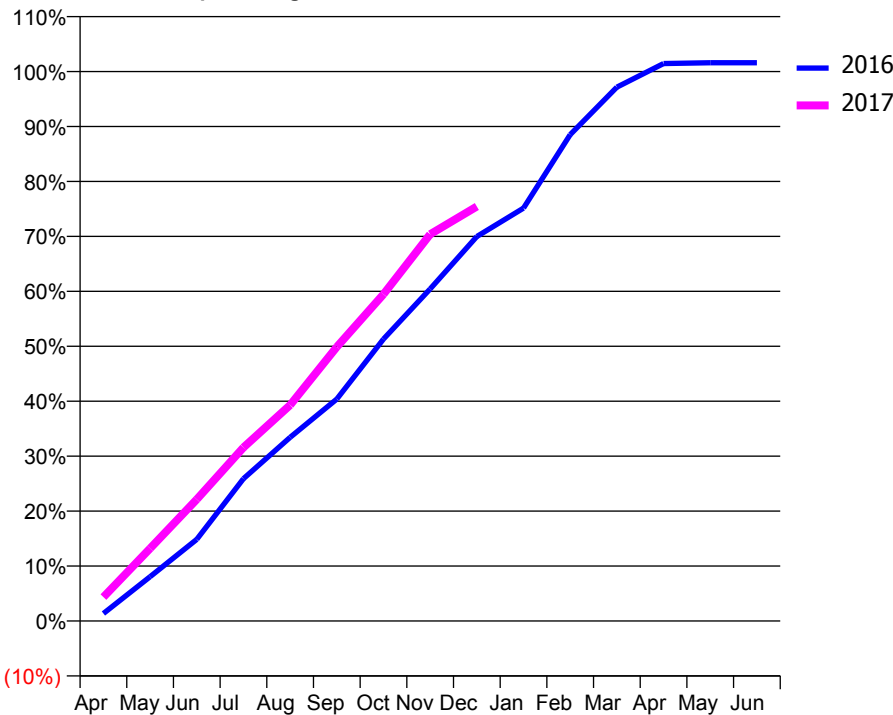
### ACCESS\*

Patients seen in 24 months	Total	Change since previous quarter
Quarter ending December 2015	5,705	
Quarter ending March 2016	5,748	→
Quarter ending June 2016	5,801	→
Quarter ending September 2016	5,800	→
Quarter ending December 2016	5,796	→
<b>Variance since December 2015</b>	<b>1.6%</b>	<b>→</b>



### ACTIVITY

Cumulative percentage of contracted UDA delivered 2016 & 2017



Month	Adjusted Scheduled Activity (UDA)	
	2016	2017
April	185	585
May	1,085	1,775
June	1,996	2,973
July	3,478	4,239
August	4,488	5,277
September	5,423	6,699
October	6,891	7,985
November	8,116	9,451
December	9,395	10,129
January	10,091	
February	11,887	
March	13,045	
April	13,623	
May	13,643	
June	13,642	

### QUALITY

	Quantity	Base Number	Contract	AT	Region	England
% of FP17s for the same patient ID Re-attending within 3 months - Children	72	1,283	5.6%	11.7%	13.4%	12.4%
% of FP17s for the same patient ID Re-attending within 3 months - Adults	684	4,564	15.0%	15.7%	17.3%	16.6%
% of FP17s for the same patient ID Re-attending between 3 & 9 months - Children	728	1,283	56.7%	57.3%	58.9%	57.5%
% of FP17s for the same patient ID Re-attending between 3 & 9 months - Adults	2,312	4,564	50.7%	52.2%	52.5%	50.4%
% of FP17s for Band 1 Urgent Courses	330	5,511	6.0%	8.3%	9.3%	9.1%
% of FP17s Relating to Free Repair or Replacements	31	5,511	0.6%	1.2%	1.0%	0.8%
% of FP17s Relating to Continuations	45	5,511	0.8%	1.6%	1.5%	1.3%
% of Patients satisfied with the dentistry they have received	49	52	94.2%	92.5%	93.1%	92.7%
% of Patients satisfied with the time they had to wait for an appointment	47	52	90.4%	90.6%	89.8%	88.8%

\* This is based on patients treated on this contract for their most recent course of treatment. Figures in italics indicate the base number of FP17s or Patient Questionnaire responses are less than 100. N/A is shown where the base number of responses is less than 10 during the period. % is calculated as Quantity/Base number\*100

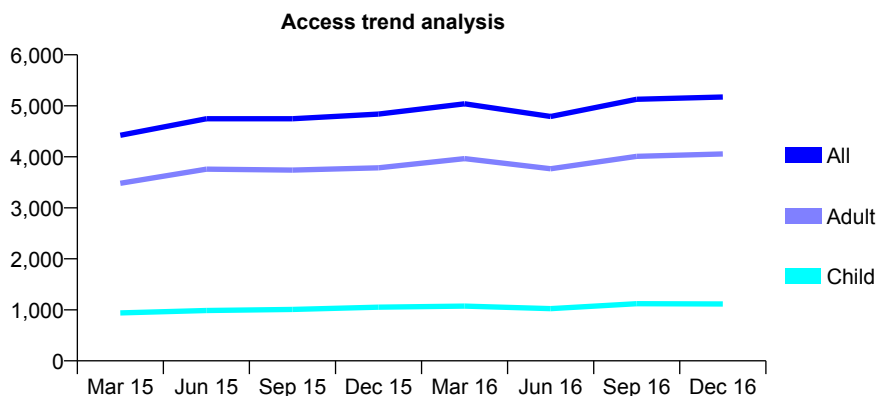
## Q49 - Vital Signs At a Glance Contract Report for 186481/0001 - December 2016

Name or company name	Bensham and Sunnyside Dental Practices
Contract type name	GDS Contract
Purpose of contract	General
Contract start date	12/07/2013
Contract end date	

16/17 Contracted general activity (UDA)	18,310
Carry forward general activity (UDA)	0
16/17 Contracted orthodontic activity (UOA)	0
Carry forward orthodontic activity (UOA)	0
Baseline contract value	£433,145.81

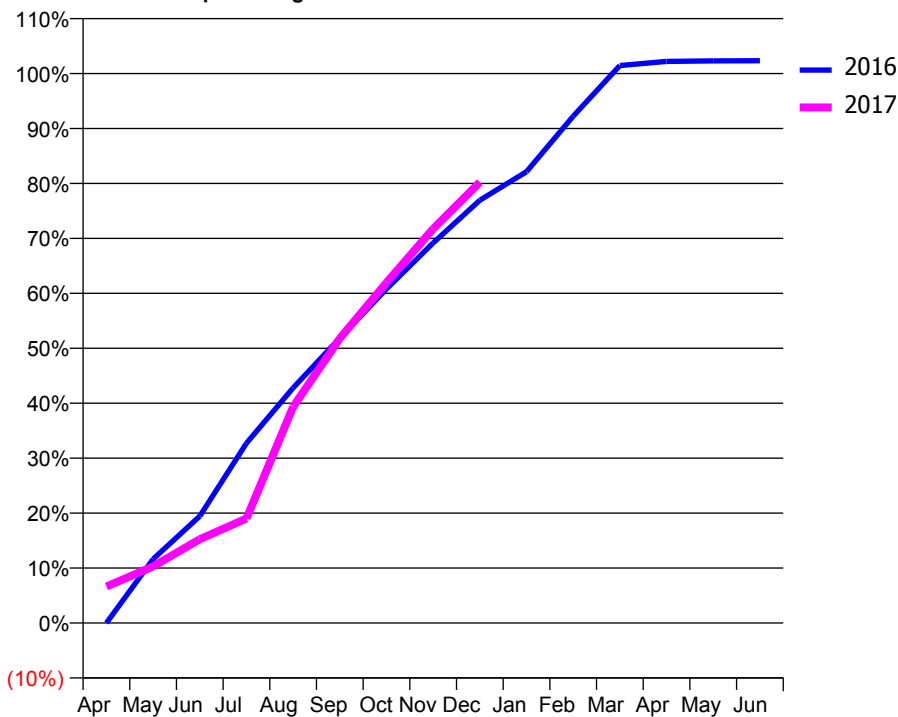
### ACCESS\*

Patients seen in 24 months	Total	Change since previous quarter
Quarter ending December 2015	4,838	
Quarter ending March 2016	5,039	↑
Quarter ending June 2016	4,790	↓
Quarter ending September 2016	5,129	↑
Quarter ending December 2016	5,172	→
<b>Variance since December 2015</b>	<b>6.9%</b>	<b>↑</b>



### ACTIVITY

Cumulative percentage of contracted UDA delivered 2016 & 2017



Month	Adjusted Scheduled Activity (UDA)	
	2016	2017
April	0	1,213
May	2,132	1,884
June	3,560	2,792
July	5,990	3,479
August	7,838	7,204
September	9,497	9,485
October	11,135	11,340
November	12,664	13,137
December	14,087	14,687
January	15,037	
February	16,887	
March	18,575	
April	18,715	
May	18,732	
June	18,737	

### QUALITY

	Quantity	Base Number	Contract	AT	Region	England
% of FP17s for the same patient ID Re-attending within 3 months - Children	103	948	10.9%	11.7%	13.4%	12.4%
% of FP17s for the same patient ID Re-attending within 3 months - Adults	745	3,443	21.6%	15.7%	17.3%	16.6%
% of FP17s for the same patient ID Re-attending between 3 & 9 months - Children	376	948	39.7%	57.3%	58.9%	57.5%
% of FP17s for the same patient ID Re-attending between 3 & 9 months - Adults	1,134	3,443	32.9%	52.2%	52.5%	50.4%
% of FP17s for Band 1 Urgent Courses	475	4,291	11.1%	8.3%	9.3%	9.1%
% of FP17s Relating to Free Repair or Replacements	22	4,291	0.5%	1.2%	1.0%	0.8%
% of FP17s Relating to Continuations	114	4,291	2.7%	1.6%	1.5%	1.3%
% of Patients satisfied with the dentistry they have received	15	16	93.8%	92.5%	93.1%	92.7%
% of Patients satisfied with the time they had to wait for an appointment	14	16	87.5%	90.6%	89.8%	88.8%

\* This is based on patients treated on this contract for their most recent course of treatment. Figures in italics indicate the base number of FP17s or Patient Questionnaire responses are less than 100. N/A is shown where the base number of responses is less than 10 during the period. % is calculated as Quantity/Base number\*100

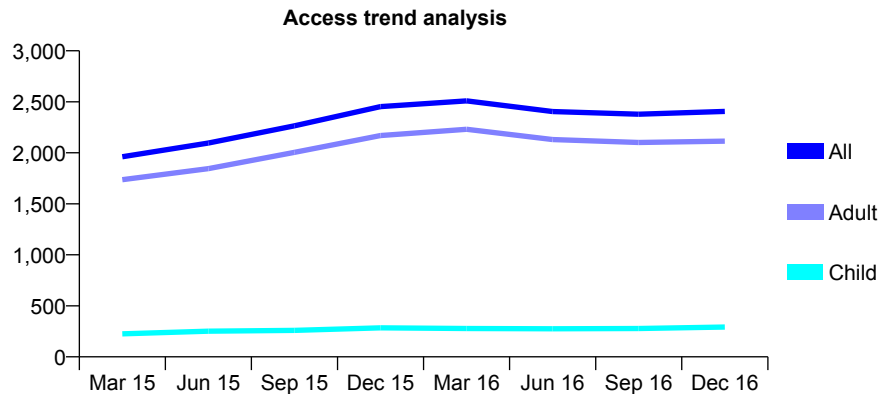
## Q49 - Vital Signs At a Glance Contract Report for 187879/0001 - December 2016

Name or company name	Newcastle Dental Care Practice Partnership
Contract type name	GDS Contract
Purpose of contract	General
Contract start date	01/03/2014
Contract end date	

16/17 Contracted general activity (UDA)	14,000
Carry forward general activity (UDA)	0
16/17 Contracted orthodontic activity (UOA)	0
Carry forward orthodontic activity (UOA)	0
Baseline contract value	£422,696.56

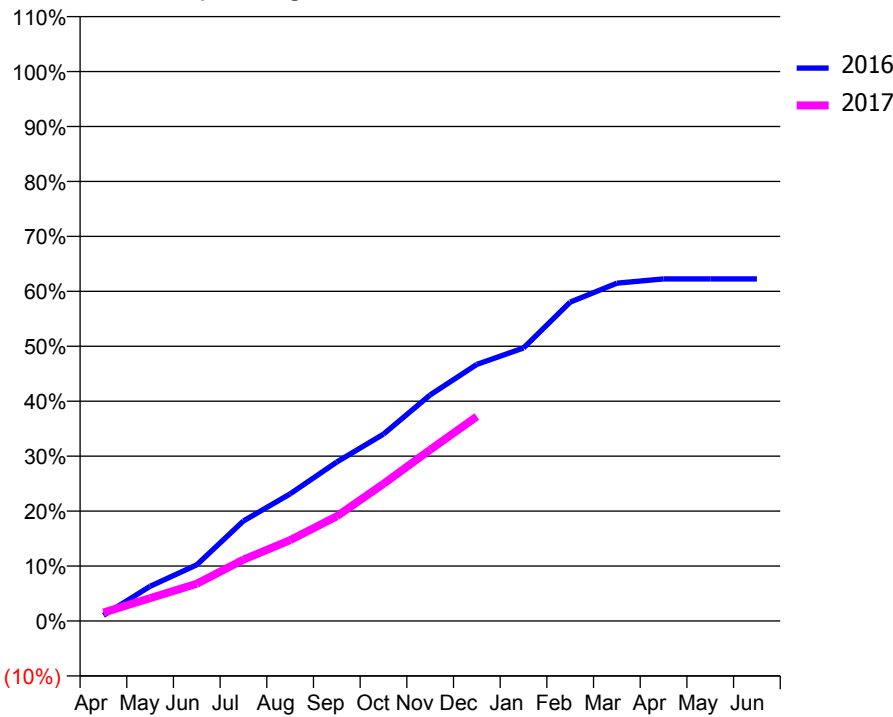
### ACCESS\*

Patients seen in 24 months	Total	Change since previous quarter
Quarter ending December 2015	2,453	
Quarter ending March 2016	2,509	↑
Quarter ending June 2016	2,405	↓
Quarter ending September 2016	2,379	↓
Quarter ending December 2016	2,406	→
<b>Variance since December 2015</b>	<b>(1.9%)</b>	<b>↓</b>



### ACTIVITY

Cumulative percentage of contracted UDA delivered 2016 & 2017



Month	Adjusted Scheduled Activity (UDA)	
	2016	2017
April	144	217
May	886	584
June	1,433	949
July	2,550	1,564
August	3,240	2,059
September	4,051	2,667
October	4,762	3,495
November	5,761	4,363
December	6,537	5,209
January	6,957	
February	8,126	
March	8,608	
April	8,715	
May	8,715	
June	8,715	

### QUALITY

	Quantity	Base Number	Contract	AT	Region	England
% of FP17s for the same patient ID Re-attending within 3 months - Children	18	299	6.0%	11.7%	13.4%	12.4%
% of FP17s for the same patient ID Re-attending within 3 months - Adults	242	1,846	13.1%	15.7%	17.3%	16.6%
% of FP17s for the same patient ID Re-attending between 3 & 9 months - Children	166	299	55.5%	57.3%	58.9%	57.5%
% of FP17s for the same patient ID Re-attending between 3 & 9 months - Adults	913	1,846	49.5%	52.2%	52.5%	50.4%
% of FP17s for Band 1 Urgent Courses	170	2,089	8.1%	8.3%	9.3%	9.1%
% of FP17s Relating to Free Repair or Replacements	16	2,089	0.8%	1.2%	1.0%	0.8%
% of FP17s Relating to Continuations	44	2,089	2.1%	1.6%	1.5%	1.3%
% of Patients satisfied with the dentistry they have received	0	0	N/A	92.5%	93.1%	92.7%
% of Patients satisfied with the time they had to wait for an appointment	0	0	N/A	90.6%	89.8%	88.8%

\* This is based on patients treated on this contract for their most recent course of treatment. Figures in italics indicate the base number of FP17s or Patient Questionnaire responses are less than 100. N/A is shown where the base number of responses is less than 10 during the period. % is calculated as Quantity/Base number\*100

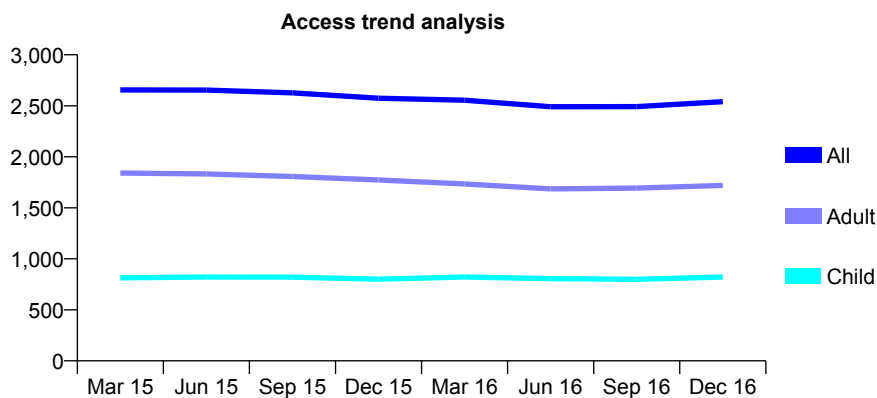
## Q49 - Vital Signs At a Glance Contract Report for 193372/0001 - December 2016

Name or company name	Alistair Bartlett Dental Practice Limited
Contract type name	GDS Contract
Purpose of contract	General
Contract start date	01/08/2012
Contract end date	

16/17 Contracted general activity (UDA)	7,887
Carry forward general activity (UDA)	18
16/17 Contracted orthodontic activity (UOA)	0
Carry forward orthodontic activity (UOA)	0
Baseline contract value	£200,079.00

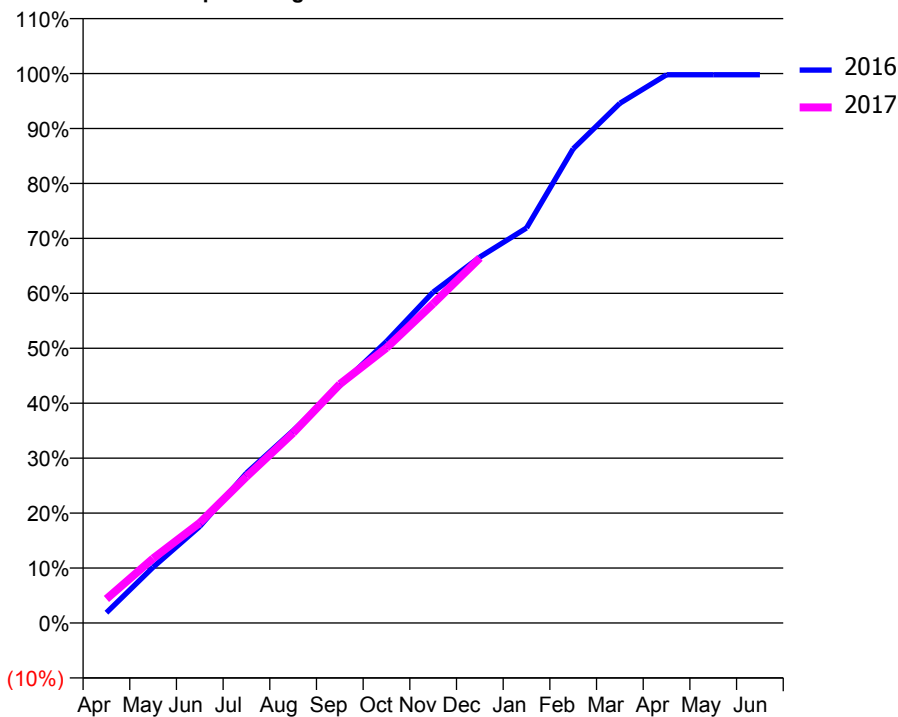
### ACCESS\*

Patients seen in 24 months	Total	Change since previous quarter
Quarter ending December 2015	2,574	
Quarter ending March 2016	2,555	→
Quarter ending June 2016	2,491	↓
Quarter ending September 2016	2,492	→
Quarter ending December 2016	2,541	→
<b>Variance since December 2015</b>	<b>(1.3%)</b>	<b>↓</b>



### ACTIVITY

Cumulative percentage of contracted UDA delivered 2016 & 2017



Month	Adjusted Scheduled Activity (UDA)	
	2016	2017
April	148	346
May	802	927
June	1,387	1,438
July	2,153	2,100
August	2,762	2,728
September	3,405	3,429
October	4,042	3,949
November	4,749	4,582
December	5,253	5,240
January	5,671	
February	6,808	
March	7,459	
April	7,869	
May	7,869	
June	7,869	

### QUALITY

	Quantity	Base Number	Contract	AT	Region	England
% of FP17s for the same patient ID Re-attending within 3 months - Children	73	959	7.6%	11.7%	13.4%	12.4%
% of FP17s for the same patient ID Re-attending within 3 months - Adults	260	1,893	13.7%	15.7%	17.3%	16.6%
% of FP17s for the same patient ID Re-attending between 3 & 9 months - Children	591	959	61.6%	57.3%	58.9%	57.5%
% of FP17s for the same patient ID Re-attending between 3 & 9 months - Adults	1,094	1,893	57.8%	52.2%	52.5%	50.4%
% of FP17s for Band 1 Urgent Courses	191	2,690	7.1%	8.3%	9.3%	9.1%
% of FP17s Relating to Free Repair or Replacements	20	2,690	0.7%	1.2%	1.0%	0.8%
% of FP17s Relating to Continuations	17	2,690	0.6%	1.6%	1.5%	1.3%
% of Patients satisfied with the dentistry they have received	1	1	N/A	92.5%	93.1%	92.7%
% of Patients satisfied with the time they had to wait for an appointment	1	1	N/A	90.6%	89.8%	88.8%

\* This is based on patients treated on this contract for their most recent course of treatment. Figures in italics indicate the base number of FP17s or Patient Questionnaire responses are less than 100. N/A is shown where the base number of responses is less than 10 during the period. % is calculated as Quantity/Base number\*100

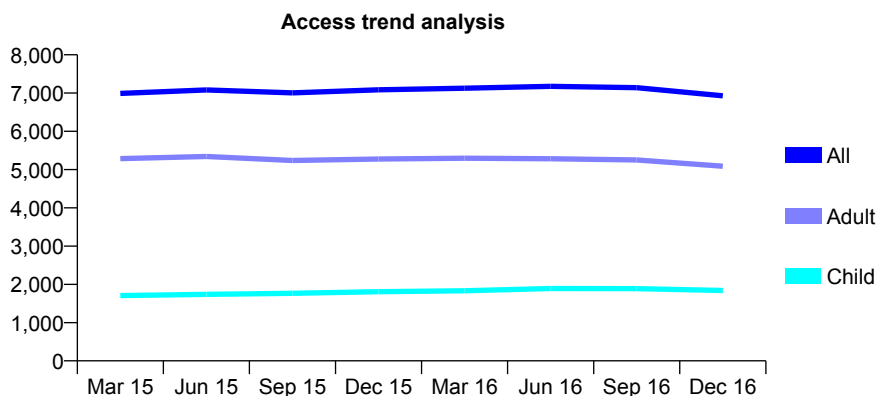
## Q49 - Vital Signs At a Glance Contract Report for 193372/0002 - December 2016

Name or company name	Alistair Bartlett Dental Practice Limited
Contract type name	GDS Contract
Purpose of contract	General
Contract start date	01/08/2012
Contract end date	

16/17 Contracted general activity (UDA)	22,902
Carry forward general activity (UDA)	-193
16/17 Contracted orthodontic activity (UOA)	0
Carry forward orthodontic activity (UOA)	0
Baseline contract value	£520,975.61

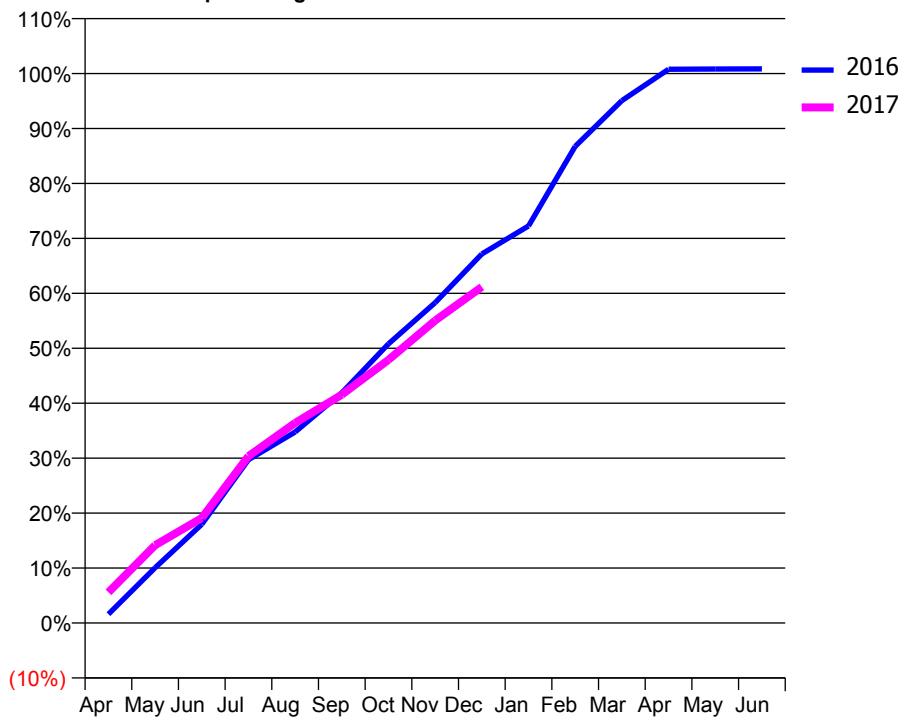
### ACCESS\*

Patients seen in 24 months	Total	Change since previous quarter
Quarter ending December 2015	7,086	
Quarter ending March 2016	7,127	→
Quarter ending June 2016	7,175	→
Quarter ending September 2016	7,141	→
Quarter ending December 2016	6,927	↓
<b>Variance since December 2015</b>	<b>(2.2%)</b>	<b>↓</b>



### ACTIVITY

Cumulative percentage of contracted UDA delivered 2016 & 2017



Month	Adjusted Scheduled Activity (UDA)	
	2016	2017
April	372	1,280
May	2,306	3,245
June	4,113	4,378
July	6,807	6,954
August	7,960	8,342
September	9,594	9,517
October	11,632	10,970
November	13,353	12,606
December	15,378	14,011
January	16,547	
February	19,867	
March	21,775	
April	23,076	
May	23,086	
June	23,095	

### QUALITY

	Quantity	Base Number	Contract	AT	Region	England
% of FP17s for the same patient ID Re-attending within 3 months - Children	267	2,020	13.2%	11.7%	13.4%	12.4%
% of FP17s for the same patient ID Re-attending within 3 months - Adults	948	4,976	19.1%	15.7%	17.3%	16.6%
% of FP17s for the same patient ID Re-attending between 3 & 9 months - Children	1,049	2,020	51.9%	57.3%	58.9%	57.5%
% of FP17s for the same patient ID Re-attending between 3 & 9 months - Adults	2,507	4,976	50.4%	52.2%	52.5%	50.4%
% of FP17s for Band 1 Urgent Courses	574	6,401	9.0%	8.3%	9.3%	9.1%
% of FP17s Relating to Free Repair or Replacements	136	6,401	2.1%	1.2%	1.0%	0.8%
% of FP17s Relating to Continuations	110	6,401	1.7%	1.6%	1.5%	1.3%
% of Patients satisfied with the dentistry they have received	2	3	N/A	92.5%	93.1%	92.7%
% of Patients satisfied with the time they had to wait for an appointment	2	3	N/A	90.6%	89.8%	88.8%

\* This is based on patients treated on this contract for their most recent course of treatment. Figures in italics indicate the base number of FP17s or Patient Questionnaire responses are less than 100. N/A is shown where the base number of responses is less than 10 during the period. % is calculated as Quantity/Base number\*100

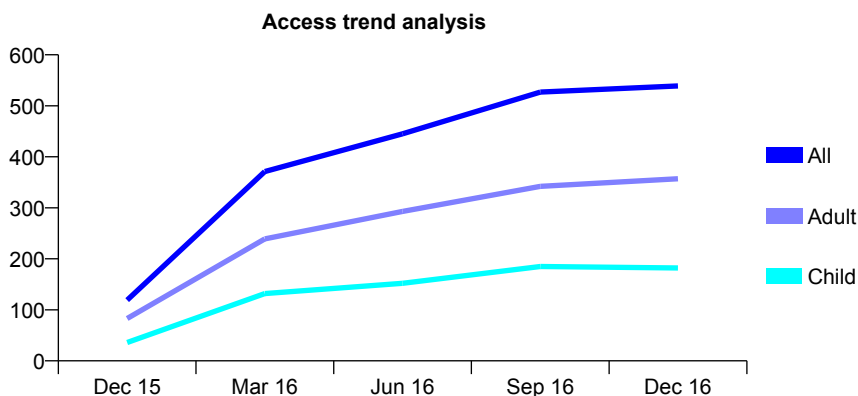
## Q49 - Vital Signs At a Glance Contract Report for 194948/0001 - December 2016

Name or company name	Wessington Way Dental Practice
Contract type name	GDS Contract
Purpose of contract	General
Contract start date	01/10/2015
Contract end date	

16/17 Contracted general activity (UDA)	2,400
Carry forward general activity (UDA)	0
16/17 Contracted orthodontic activity (UOA)	0
Carry forward orthodontic activity (UOA)	0
Baseline contract value	£58,960.40

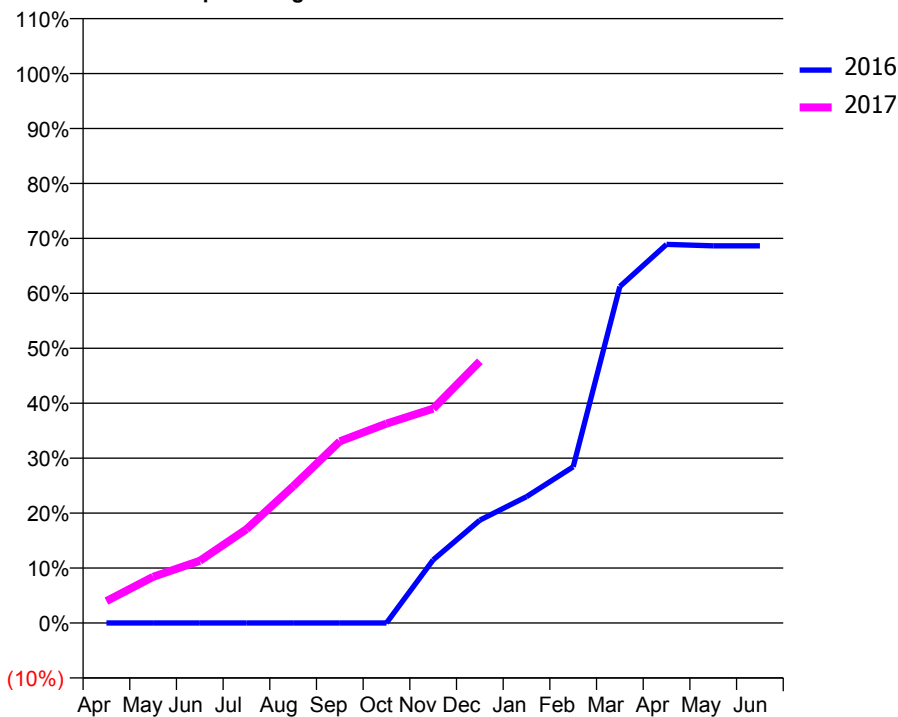
### ACCESS\*

Patients seen in 24 months	Total	Change since previous quarter
Quarter ending December 2015	119	
Quarter ending March 2016	371	↑
Quarter ending June 2016	445	↑
Quarter ending September 2016	527	↑
Quarter ending December 2016	539	↑
<b>Variance since December 2015</b>	<b>352.9%</b>	<b>↑</b>



### ACTIVITY

Cumulative percentage of contracted UDA delivered 2016 & 2017



Month	Adjusted Scheduled Activity (UDA)	
	2016	2017
April	0	96
May	0	202
June	0	272
July	0	410
August	0	597
September	0	794
October	0	871
November	138	936
December	225	1,143
January	276	
February	341	
March	735	
April	827	
May	824	
June	824	

### QUALITY

	Quantity	Base Number	Contract	AT	Region	England
% of FP17s for the same patient ID Re-attending within 3 months - Children	19	248	7.7%	11.7%	13.4%	12.4%
% of FP17s for the same patient ID Re-attending within 3 months - Adults	69	467	14.8%	15.7%	17.3%	16.6%
% of FP17s for the same patient ID Re-attending between 3 & 9 months - Children	118	248	47.6%	57.3%	58.9%	57.5%
% of FP17s for the same patient ID Re-attending between 3 & 9 months - Adults	253	467	54.2%	52.2%	52.5%	50.4%
% of FP17s for Band 1 Urgent Courses	41	654	6.3%	8.3%	9.3%	9.1%
% of FP17s Relating to Free Repair or Replacements	6	654	0.9%	1.2%	1.0%	0.8%
% of FP17s Relating to Continuations	7	654	1.1%	1.6%	1.5%	1.3%
% of Patients satisfied with the dentistry they have received	0	0	N/A	92.5%	93.1%	92.7%
% of Patients satisfied with the time they had to wait for an appointment	0	0	N/A	90.6%	89.8%	88.8%

\* This is based on patients treated on this contract for their most recent course of treatment. Figures in italics indicate the base number of FP17s or Patient Questionnaire responses are less than 100. N/A is shown where the base number of responses is less than 10 during the period. % is calculated as Quantity/Base number\*100



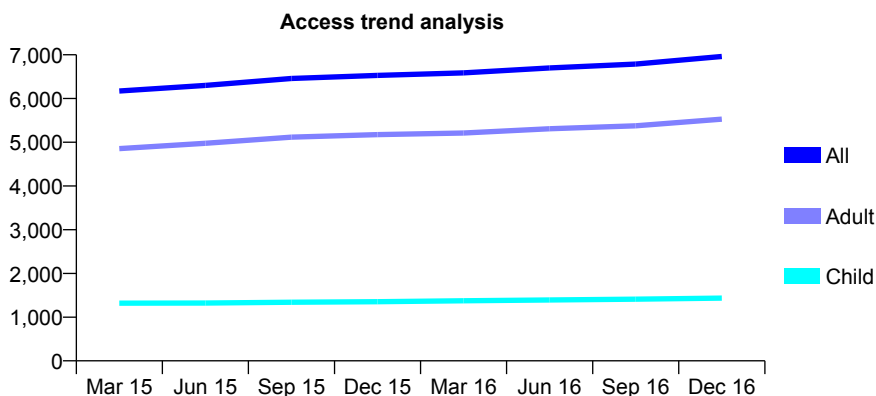
## Q49 - Vital Signs At a Glance Contract Report for 196851/0001 - December 2016

Name or company name	Low Fell Dental Practice
Contract type name	GDS Contract
Purpose of contract	General
Contract start date	01/10/2013
Contract end date	

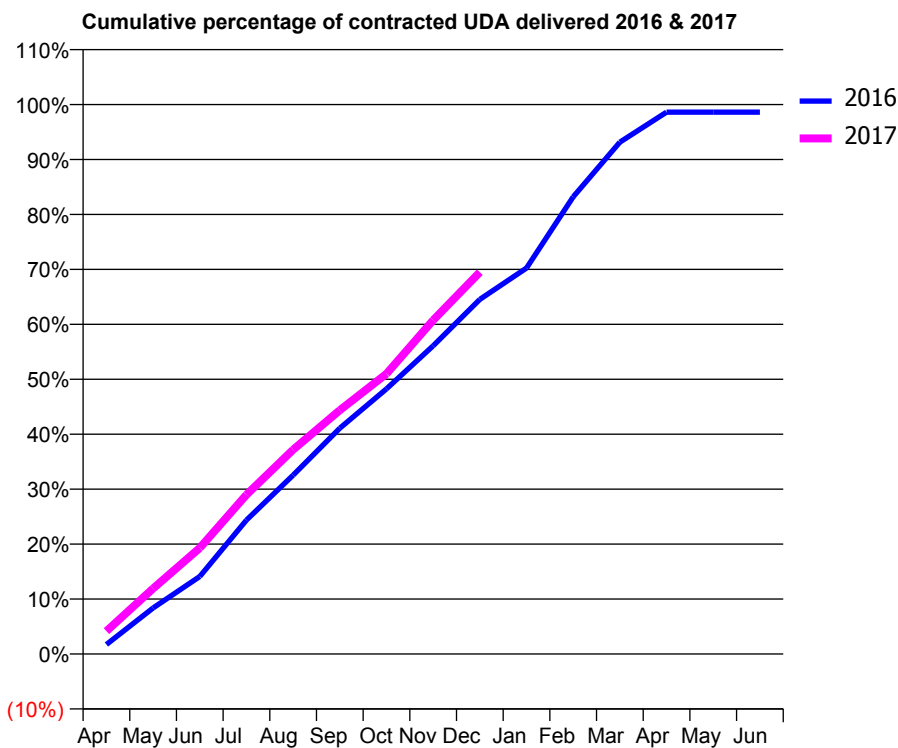
16/17 Contracted general activity (UDA)	25,488
Carry forward general activity (UDA)	0
16/17 Contracted orthodontic activity (UOA)	0
Carry forward orthodontic activity (UOA)	0
Baseline contract value	£738,814.24

### ACCESS\*

Patients seen in 24 months	Total	Change since previous quarter
Quarter ending December 2015	6,528	
Quarter ending March 2016	6,586	→
Quarter ending June 2016	6,700	→
Quarter ending September 2016	6,787	→
Quarter ending December 2016	6,962	↑
<b>Variance since December 2015</b>	<b>6.6%</b>	<b>↑</b>



### ACTIVITY



Month	Adjusted Scheduled Activity (UDA)	
	2016	2017
April	437	1,063
May	2,118	3,040
June	3,563	4,920
July	6,154	7,391
August	8,217	9,481
September	10,372	11,308
October	12,176	13,000
November	14,154	15,483
December	16,288	17,714
January	17,723	
February	20,994	
March	23,505	
April	24,882	
May	24,887	
June	24,887	

### QUALITY

	Quantity	Base Number	Contract	AT	Region	England
% of FP17s for the same patient ID Re-attending within 3 months - Children	108	1,795	6.0%	11.7%	13.4%	12.4%
% of FP17s for the same patient ID Re-attending within 3 months - Adults	833	6,673	12.5%	15.7%	17.3%	16.6%
% of FP17s for the same patient ID Re-attending between 3 & 9 months - Children	1,258	1,795	70.1%	57.3%	58.9%	57.5%
% of FP17s for the same patient ID Re-attending between 3 & 9 months - Adults	4,466	6,673	66.9%	52.2%	52.5%	50.4%
% of FP17s for Band 1 Urgent Courses	441	8,050	5.5%	8.3%	9.3%	9.1%
% of FP17s Relating to Free Repair or Replacements	61	8,050	0.8%	1.2%	1.0%	0.8%
% of FP17s Relating to Continuations	155	8,050	1.9%	1.6%	1.5%	1.3%
% of Patients satisfied with the dentistry they have received	10	10	100.0%	92.5%	93.1%	92.7%
% of Patients satisfied with the time they had to wait for an appointment	10	10	100.0%	90.6%	89.8%	88.8%

\* This is based on patients treated on this contract for their most recent course of treatment. Figures in italics indicate the base number of FP17s or Patient Questionnaire responses are less than 100. N/A is shown where the base number of responses is less than 10 during the period. % is calculated as Quantity/Base number\*100

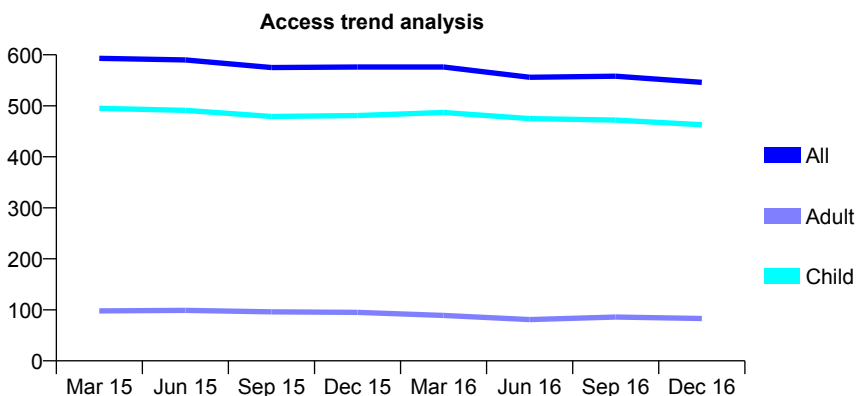
## Q49 - Vital Signs At a Glance Contract Report for 203947/0001 - December 2016

Name or company name	Campbell and Wilson Dental Practice
Contract type name	GDS Contract
Purpose of contract	General
Contract start date	01/07/2012
Contract end date	

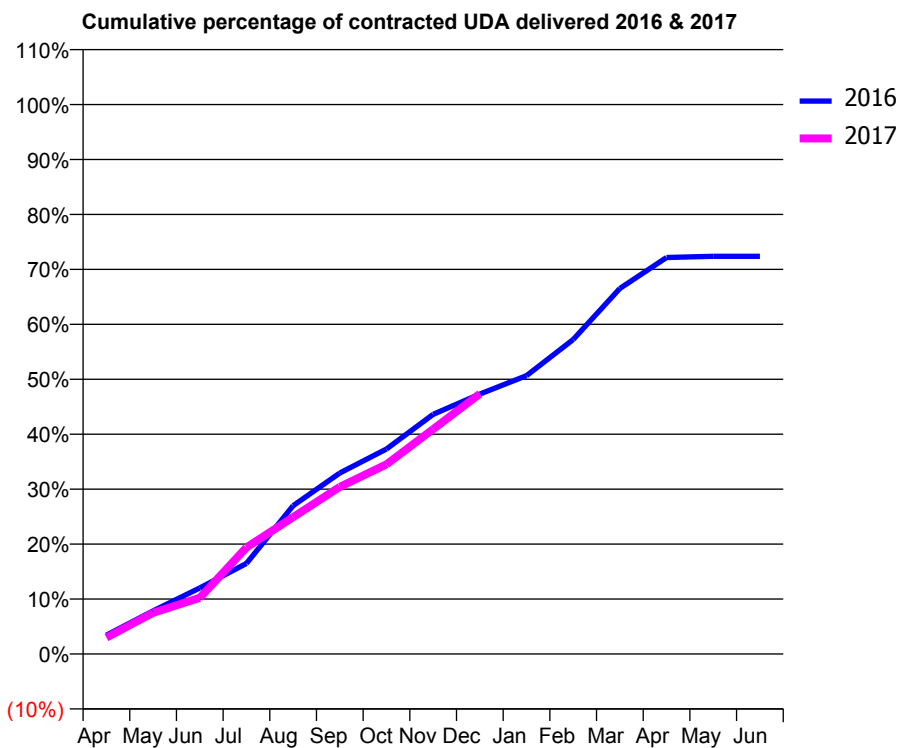
16/17 Contracted general activity (UDA)	1,839
Carry forward general activity (UDA)	0
16/17 Contracted orthodontic activity (UOA)	0
Carry forward orthodontic activity (UOA)	0
Baseline contract value	£43,485.01

### ACCESS\*

Patients seen in 24 months	Total	Change since previous quarter
Quarter ending December 2015	576	
Quarter ending March 2016	576	→
Quarter ending June 2016	556	↓
Quarter ending September 2016	558	→
Quarter ending December 2016	546	↓
<b>Variance since December 2015</b>	<b>(5.2%)</b>	<b>↓</b>



### ACTIVITY



Month	Adjusted Scheduled Activity (UDA)	
	2016	2017
April	63	55
May	144	138
June	221	188
July	303	357
August	497	458
September	606	559
October	686	635
November	802	753
December	870	871
January	931	
February	1,053	
March	1,223	
April	1,327	
May	1,331	
June	1,331	

### QUALITY

	Quantity	Base Number	Contract	AT	Region	England
% of FP17s for the same patient ID Re-attending within 3 months - Children	94	713	13.2%	11.7%	13.4%	12.4%
% of FP17s for the same patient ID Re-attending within 3 months - Adults	3	14	21.4%	15.7%	17.3%	16.6%
% of FP17s for the same patient ID Re-attending between 3 & 9 months - Children	502	713	70.4%	57.3%	58.9%	57.5%
% of FP17s for the same patient ID Re-attending between 3 & 9 months - Adults	9	14	64.3%	52.2%	52.5%	50.4%
% of FP17s for Band 1 Urgent Courses	9	654	1.4%	8.3%	9.3%	9.1%
% of FP17s Relating to Free Repair or Replacements	0	654	0.0%	1.2%	1.0%	0.8%
% of FP17s Relating to Continuations	12	654	1.8%	1.6%	1.5%	1.3%
% of Patients satisfied with the dentistry they have received	0	0	N/A	92.5%	93.1%	92.7%
% of Patients satisfied with the time they had to wait for an appointment	0	0	N/A	90.6%	89.8%	88.8%

\* This is based on patients treated on this contract for their most recent course of treatment. Figures in italics indicate the base number of FP17s or Patient Questionnaire responses are less than 100. N/A is shown where the base number of responses is less than 10 during the period. % is calculated as Quantity/Base number\*100

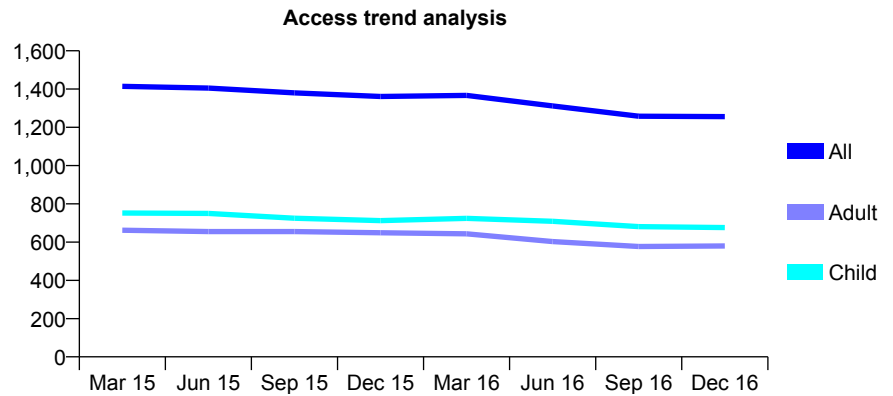
## Q49 - Vital Signs At a Glance Contract Report for 209503/0001 - December 2016

Name or company name	MRS AE PASS
Contract type name	GDS Contract
Purpose of contract	General
Contract start date	01/04/2006
Contract end date	

16/17 Contracted general activity (UDA)	4,400
Carry forward general activity (UDA)	0
16/17 Contracted orthodontic activity (UOA)	0
Carry forward orthodontic activity (UOA)	0
Baseline contract value	£94,919.64

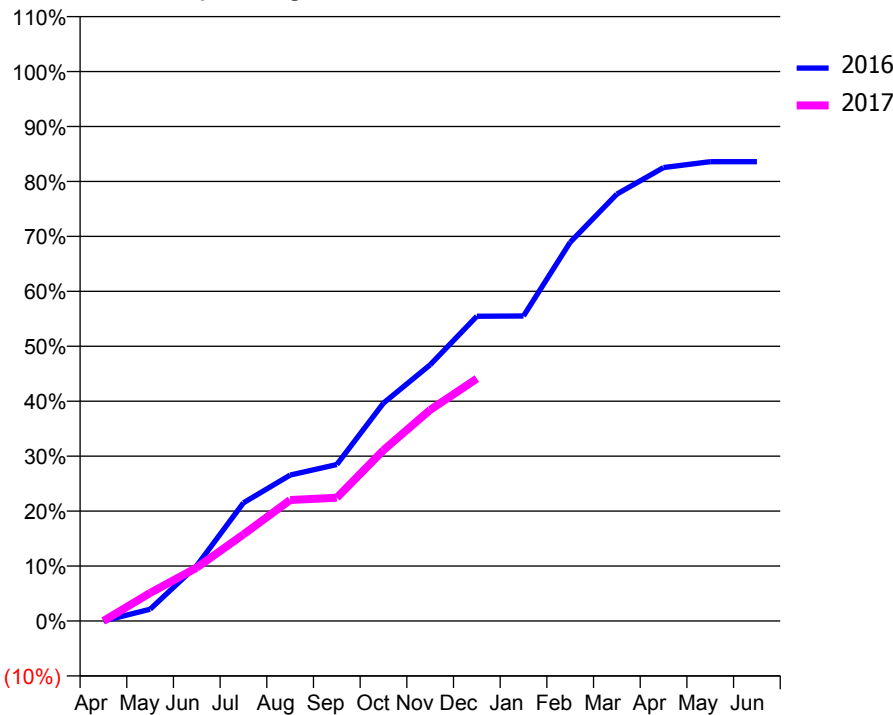
### ACCESS\*

Patients seen in 24 months	Total	Change since previous quarter
Quarter ending December 2015	1,361	
Quarter ending March 2016	1,367	→
Quarter ending June 2016	1,312	↓
Quarter ending September 2016	1,258	↓
Quarter ending December 2016	1,256	→
<b>Variance since December 2015</b>	<b>(7.7%)</b>	<b>↓</b>



### ACTIVITY

Cumulative percentage of contracted UDA delivered 2016 & 2017



Month	Adjusted Scheduled Activity (UDA)	
	2016	2017
April	0	0
May	95	224
June	444	427
July	946	694
August	1,168	969
September	1,253	987
October	1,746	1,369
November	2,051	1,691
December	2,440	1,941
January	2,442	
February	3,033	
March	3,418	
April	3,631	
May	3,677	
June	3,677	

### QUALITY

	Quantity	Base Number	Contract	AT	Region	England
% of FP17s for the same patient ID Re-attending within 3 months - Children	53	718	7.4%	11.7%	13.4%	12.4%
% of FP17s for the same patient ID Re-attending within 3 months - Adults	127	494	25.7%	15.7%	17.3%	16.6%
% of FP17s for the same patient ID Re-attending between 3 & 9 months - Children	458	718	63.8%	57.3%	58.9%	57.5%
% of FP17s for the same patient ID Re-attending between 3 & 9 months - Adults	258	494	52.2%	52.2%	52.5%	50.4%
% of FP17s for Band 1 Urgent Courses	53	1,066	5.0%	8.3%	9.3%	9.1%
% of FP17s Relating to Free Repair or Replacements	2	1,066	0.2%	1.2%	1.0%	0.8%
% of FP17s Relating to Continuations	0	1,066	0.0%	1.6%	1.5%	1.3%
% of Patients satisfied with the dentistry they have received	2	2	N/A	92.5%	93.1%	92.7%
% of Patients satisfied with the time they had to wait for an appointment	2	2	N/A	90.6%	89.8%	88.8%

\* This is based on patients treated on this contract for their most recent course of treatment. Figures in italics indicate the base number of FP17s or Patient Questionnaire responses are less than 100. N/A is shown where the base number of responses is less than 10 during the period. % is calculated as Quantity/Base number\*100

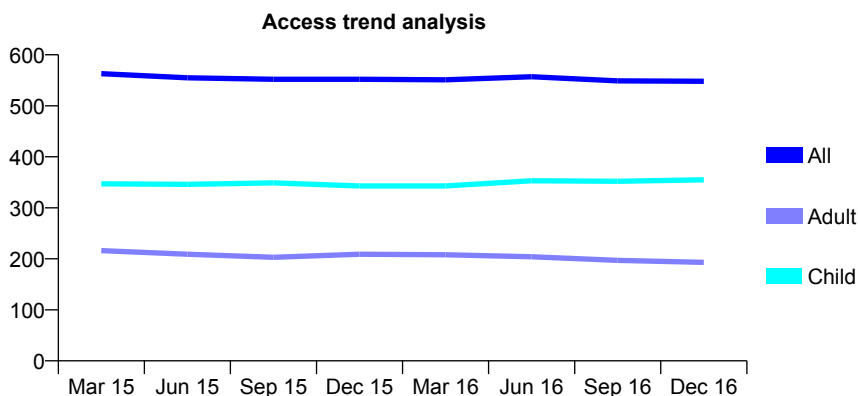
## Q49 - Vital Signs At a Glance Contract Report for 213756/0002 - December 2016

Name or company name	MR RC FOXTON
Contract type name	GDS Contract
Purpose of contract	General
Contract start date	26/12/2012
Contract end date	

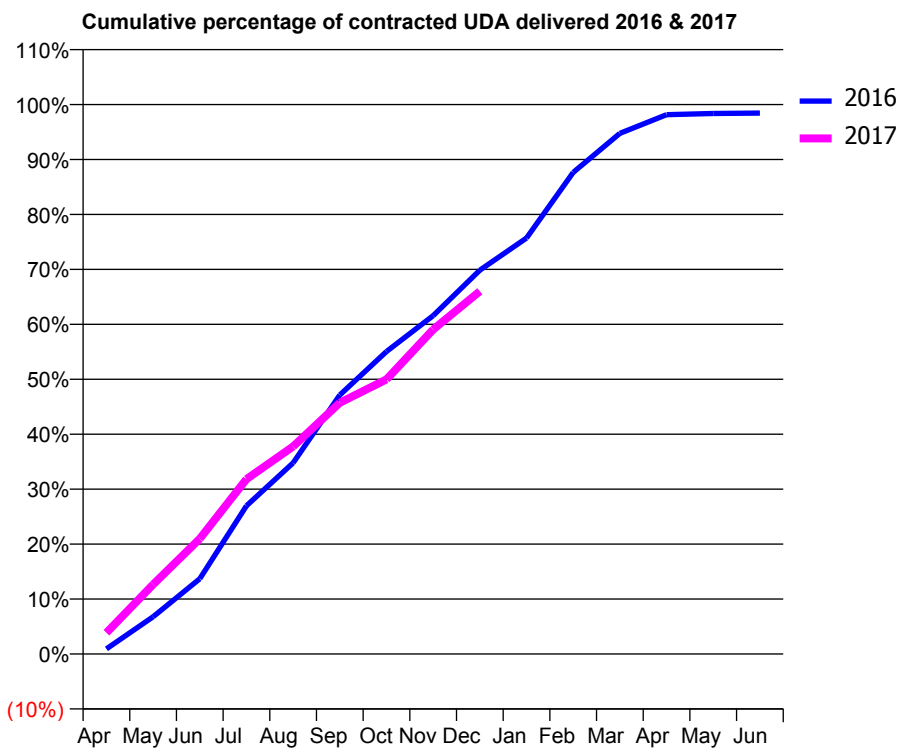
16/17 Contracted general activity (UDA)	1,300
Carry forward general activity (UDA)	0
16/17 Contracted orthodontic activity (UOA)	0
Carry forward orthodontic activity (UOA)	0
Baseline contract value	£30,740.91

### ACCESS\*

Patients seen in 24 months	Total	Change since previous quarter
Quarter ending December 2015	552	
Quarter ending March 2016	551	→
Quarter ending June 2016	557	→
Quarter ending September 2016	549	↓
Quarter ending December 2016	548	→
<b>Variance since December 2015</b>	<b>(0.7%)</b>	<b>→</b>



### ACTIVITY



Adjusted Scheduled Activity (UDA)		
Month	2016	2017
April	12	50
May	88	165
June	178	273
July	351	414
August	452	491
September	613	594
October	716	650
November	801	768
December	908	858
January	984	
February	1,139	
March	1,232	
April	1,276	
May	1,279	
June	1,280	

### QUALITY

	Quantity	Base Number	Contract	AT	Region	England
% of FP17s for the same patient ID Re-attending within 3 months - Children	37	475	7.8%	11.7%	13.4%	12.4%
% of FP17s for the same patient ID Re-attending within 3 months - Adults	14	157	8.9%	15.7%	17.3%	16.6%
% of FP17s for the same patient ID Re-attending between 3 & 9 months - Children	346	475	72.8%	57.3%	58.9%	57.5%
% of FP17s for the same patient ID Re-attending between 3 & 9 months - Adults	96	157	61.1%	52.2%	52.5%	50.4%
% of FP17s for Band 1 Urgent Courses	26	597	4.4%	8.3%	9.3%	9.1%
% of FP17s Relating to Free Repair or Replacements	0	597	0.0%	1.2%	1.0%	0.8%
% of FP17s Relating to Continuations	0	597	0.0%	1.6%	1.5%	1.3%
% of Patients satisfied with the dentistry they have received	0	0	N/A	92.5%	93.1%	92.7%
% of Patients satisfied with the time they had to wait for an appointment	0	0	N/A	90.6%	89.8%	88.8%

\* This is based on patients treated on this contract for their most recent course of treatment. Figures in italics indicate the base number of FP17s or Patient Questionnaire responses are less than 100. N/A is shown where the base number of responses is less than 10 during the period. % is calculated as Quantity/Base number\*100

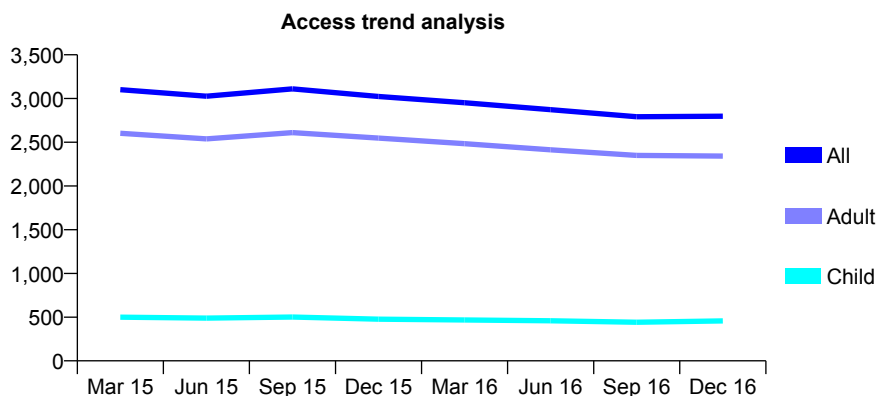
## Q49 - Vital Signs At a Glance Contract Report for 214329/0001 - December 2016

Name or company name	Castlegate Dental Practice Partnership
Contract type name	GDS Contract
Purpose of contract	General
Contract start date	01/04/2006
Contract end date	

16/17 Contracted general activity (UDA)	10,700
Carry forward general activity (UDA)	0
16/17 Contracted orthodontic activity (UOA)	0
Carry forward orthodontic activity (UOA)	0
Baseline contract value	£238,013.37

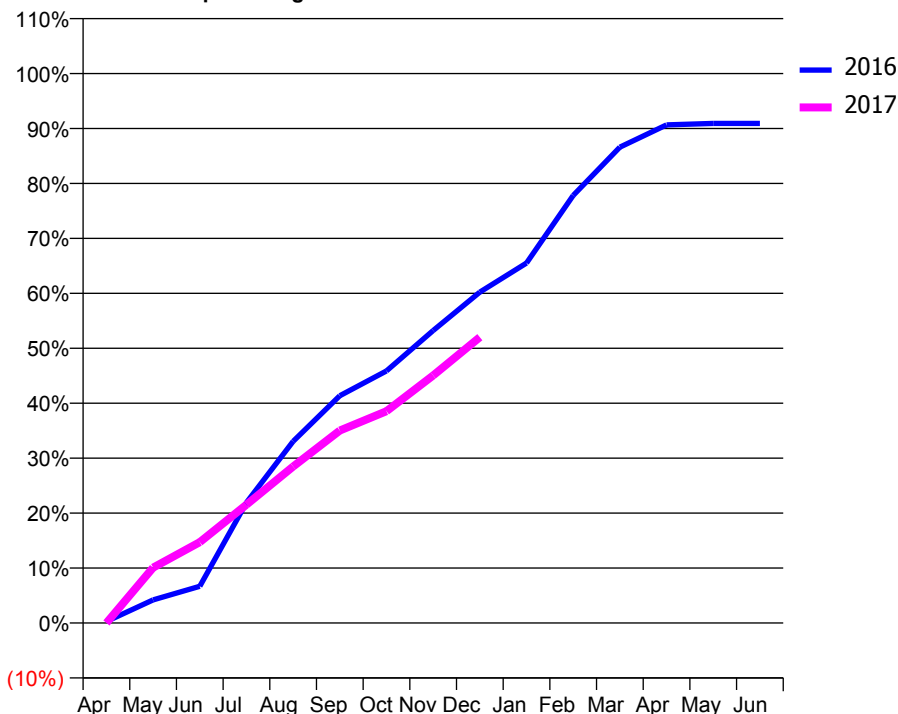
### ACCESS\*

Patients seen in 24 months	Total	Change since previous quarter
Quarter ending December 2015	3,024	
Quarter ending March 2016	2,952	↓
Quarter ending June 2016	2,872	↓
Quarter ending September 2016	2,791	↓
Quarter ending December 2016	2,797	→
<b>Variance since December 2015</b>	<b>(7.5%)</b>	<b>↓</b>



### ACTIVITY

Cumulative percentage of contracted UDA delivered 2016 & 2017



Month	Adjusted Scheduled Activity (UDA)	
	2016	2017
April	30	0
May	450	1,079
June	714	1,575
July	2,347	2,303
August	3,537	3,047
September	4,425	3,748
October	4,908	4,125
November	5,694	4,821
December	6,443	5,565
January	7,009	
February	8,325	
March	9,267	
April	9,700	
May	9,729	
June	9,729	

### QUALITY

	Quantity	Base Number	Contract	AT	Region	England
% of FP17s for the same patient ID Re-attending within 3 months - Children	7	411	1.7%	11.7%	13.4%	12.4%
% of FP17s for the same patient ID Re-attending within 3 months - Adults	211	2,368	8.9%	15.7%	17.3%	16.6%
% of FP17s for the same patient ID Re-attending between 3 & 9 months - Children	216	411	52.6%	57.3%	58.9%	57.5%
% of FP17s for the same patient ID Re-attending between 3 & 9 months - Adults	1,528	2,368	64.5%	52.2%	52.5%	50.4%
% of FP17s for Band 1 Urgent Courses	227	2,588	8.8%	8.3%	9.3%	9.1%
% of FP17s Relating to Free Repair or Replacements	8	2,588	0.3%	1.2%	1.0%	0.8%
% of FP17s Relating to Continuations	10	2,588	0.4%	1.6%	1.5%	1.3%
% of Patients satisfied with the dentistry they have received	5	5	N/A	92.5%	93.1%	92.7%
% of Patients satisfied with the time they had to wait for an appointment	5	5	N/A	90.6%	89.8%	88.8%

\* This is based on patients treated on this contract for their most recent course of treatment. Figures in italics indicate the base number of FP17s or Patient Questionnaire responses are less than 100. N/A is shown where the base number of responses is less than 10 during the period. % is calculated as Quantity/Base number\*100

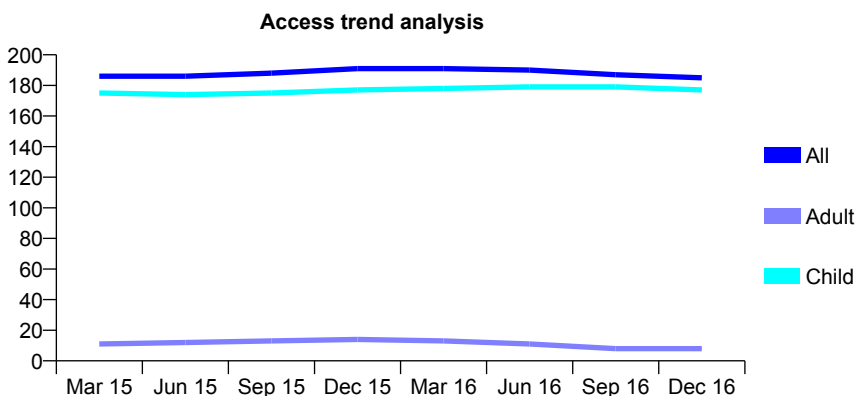
## Q49 - Vital Signs At a Glance Contract Report for 214922/0001 - December 2016

Name or company name	MISS AL DAVIDSON
Contract type name	GDS Contract
Purpose of contract	General and Orthodontic
Contract start date	01/04/2006
Contract end date	

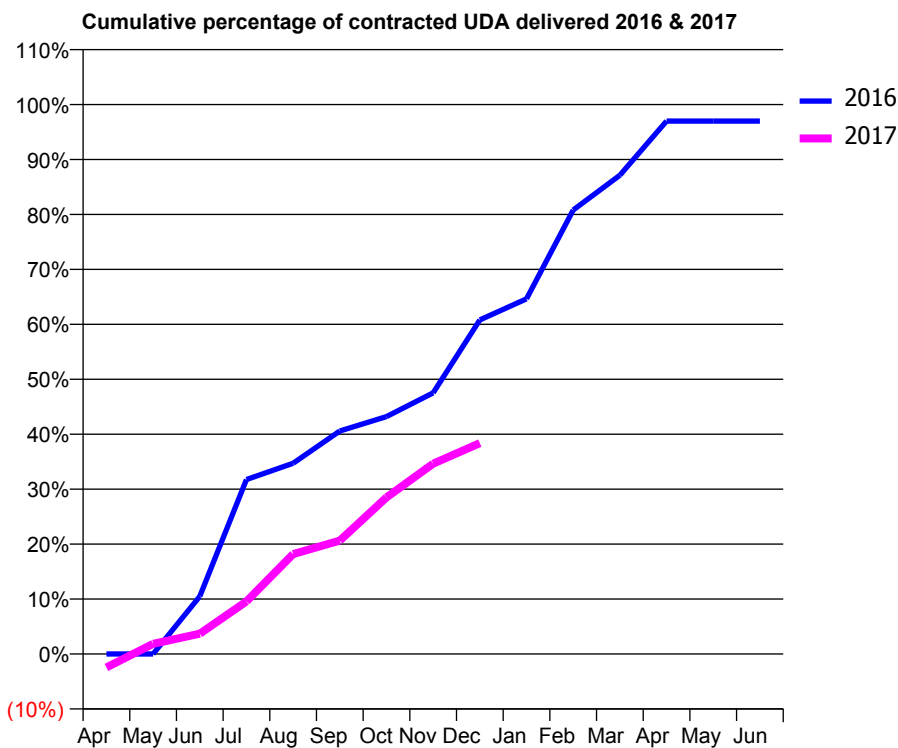
16/17 Contracted general activity (UDA)	650
Carry forward general activity (UDA)	20
16/17 Contracted orthodontic activity (UOA)	33
Carry forward orthodontic activity (UOA)	0
Baseline contract value	£21,230.84

### ACCESS\*

Patients seen in 24 months	Total	Change since previous quarter
Quarter ending December 2015	191	
Quarter ending March 2016	191	→
Quarter ending June 2016	190	→
Quarter ending September 2016	187	↓
Quarter ending December 2016	185	↓
<b>Variance since December 2015</b>	<b>(3.1%)</b>	<b>↓</b>



### ACTIVITY



Month	Adjusted Scheduled Activity (UDA)	
	2016	2017
April	0	-16
May	0	12
June	68	24
July	206	62
August	226	118
September	264	134
October	281	185
November	309	225
December	395	249
January	420	
February	525	
March	566	
April	630	
May	630	
June	630	

### QUALITY

	Quantity	Base Number	Contract	AT	Region	England
% of FP17s for the same patient ID Re-attending within 3 months - Children	13	270	4.8%	11.7%	13.4%	12.4%
% of FP17s for the same patient ID Re-attending within 3 months - Adults	0	0	N/A	15.7%	17.3%	16.6%
% of FP17s for the same patient ID Re-attending between 3 & 9 months - Children	194	270	71.9%	57.3%	58.9%	57.5%
% of FP17s for the same patient ID Re-attending between 3 & 9 months - Adults	0	0	N/A	52.2%	52.5%	50.4%
% of FP17s for Band 1 Urgent Courses	2	141	1.4%	8.3%	9.3%	9.1%
% of FP17s Relating to Free Repair or Replacements	0	141	0.0%	1.2%	1.0%	0.8%
% of FP17s Relating to Continuations	3	141	2.1%	1.6%	1.5%	1.3%
% of Patients satisfied with the dentistry they have received	0	0	N/A	92.5%	93.1%	92.7%
% of Patients satisfied with the time they had to wait for an appointment	0	0	N/A	90.6%	89.8%	88.8%

\* This is based on patients treated on this contract for their most recent course of treatment. Figures in italics indicate the base number of FP17s or Patient Questionnaire responses are less than 100. N/A is shown where the base number of responses is less than 10 during the period. % is calculated as Quantity/Base number\*100

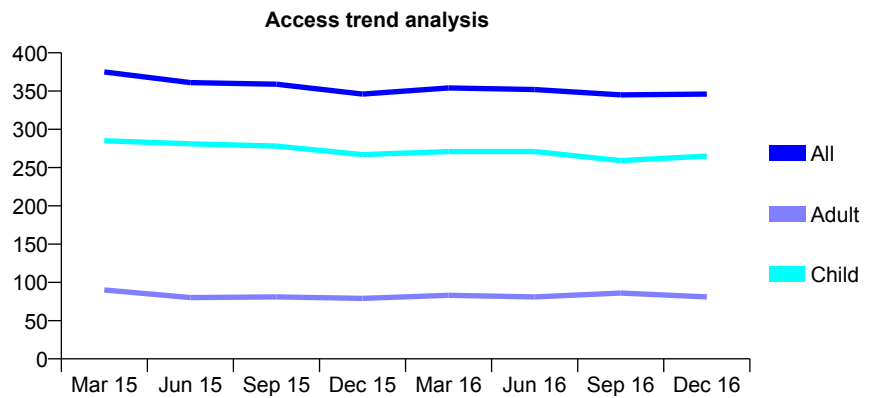
## Q49 - Vital Signs At a Glance Contract Report for 215031/0001 - December 2016

Name or company name	MR RJ GOVAN
Contract type name	GDS Contract
Purpose of contract	General and Orthodontic
Contract start date	01/04/2006
Contract end date	

16/17 Contracted general activity (UDA)	1,100
Carry forward general activity (UDA)	0
16/17 Contracted orthodontic activity (UOA)	442
Carry forward orthodontic activity (UOA)	-15
Baseline contract value	£46,833.02

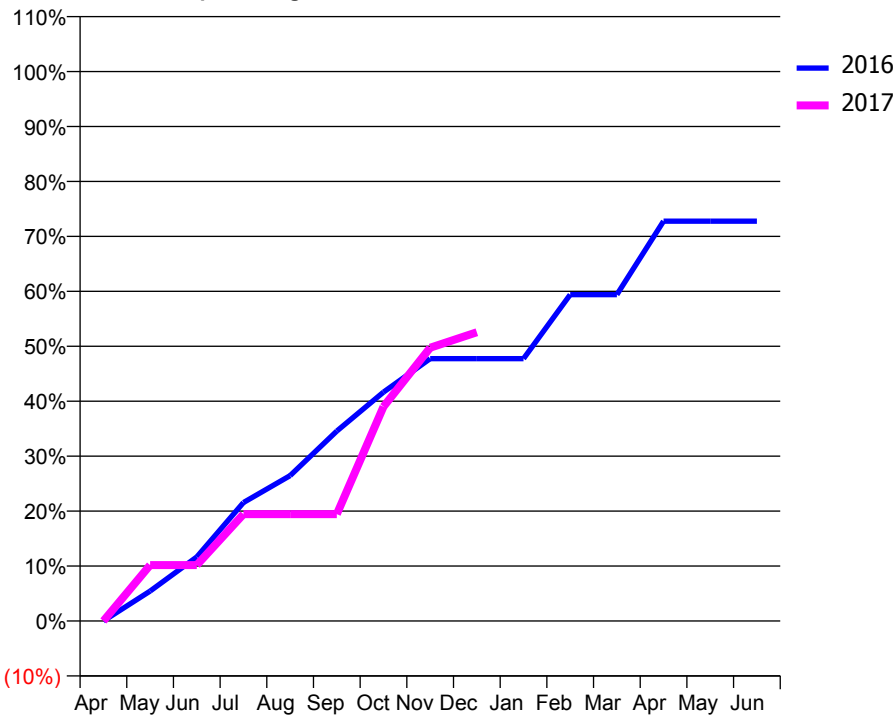
### ACCESS\*

Patients seen in 24 months	Total	Change since previous quarter
Quarter ending December 2015	346	
Quarter ending March 2016	354	↑
Quarter ending June 2016	352	→
Quarter ending September 2016	345	↓
Quarter ending December 2016	346	→
<b>Variance since December 2015</b>	<b>0.0%</b>	<b>→</b>



### ACTIVITY

Cumulative percentage of contracted UDA delivered 2016 & 2017



Month	Adjusted Scheduled Activity (UDA)	
	2016	2017
April	0	0
May	60	112
June	128	112
July	237	214
August	291	214
September	380	214
October	458	429
November	525	547
December	525	578
January	525	
February	653	
March	653	
April	800	
May	800	
June	800	

### QUALITY

	Quantity	Base Number	Contract	AT	Region	England
% of FP17s for the same patient ID Re-attending within 3 months - Children	61	435	14.0%	11.7%	13.4%	12.4%
% of FP17s for the same patient ID Re-attending within 3 months - Adults	9	56	16.1%	15.7%	17.3%	16.6%
% of FP17s for the same patient ID Re-attending between 3 & 9 months - Children	263	435	60.5%	57.3%	58.9%	57.5%
% of FP17s for the same patient ID Re-attending between 3 & 9 months - Adults	35	56	62.5%	52.2%	52.5%	50.4%
% of FP17s for Band 1 Urgent Courses	0	350	0.0%	8.3%	9.3%	9.1%
% of FP17s Relating to Free Repair or Replacements	0	350	0.0%	1.2%	1.0%	0.8%
% of FP17s Relating to Continuations	0	350	0.0%	1.6%	1.5%	1.3%
% of Patients satisfied with the dentistry they have received	1	1	N/A	92.5%	93.1%	92.7%
% of Patients satisfied with the time they had to wait for an appointment	1	1	N/A	90.6%	89.8%	88.8%

\* This is based on patients treated on this contract for their most recent course of treatment. Figures in italics indicate the base number of FP17s or Patient Questionnaire responses are less than 100. N/A is shown where the base number of responses is less than 10 during the period. % is calculated as Quantity/Base number\*100



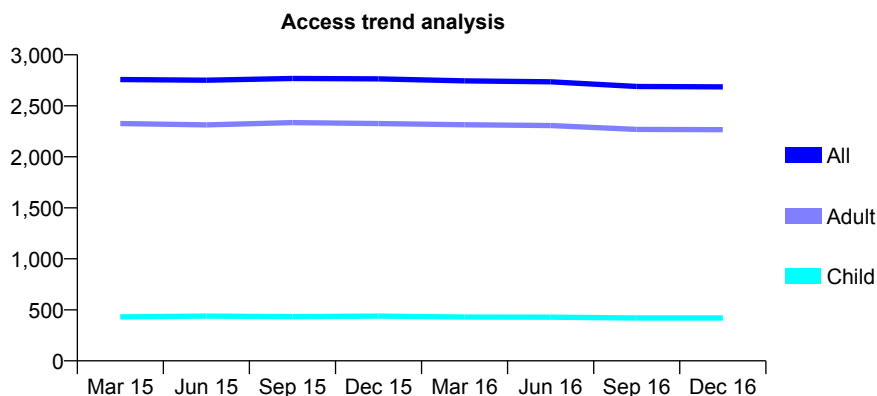
## Q49 - Vital Signs At a Glance Contract Report for 218731/0001 - December 2016

Name or company name	MR SD HARRISON
Contract type name	GDS Contract
Purpose of contract	General and Orthodontic
Contract start date	01/04/2006
Contract end date	

16/17 Contracted general activity (UDA)	8,954
Carry forward general activity (UDA)	212
16/17 Contracted orthodontic activity (UOA)	0
Carry forward orthodontic activity (UOA)	0
Baseline contract value	£200,746.87

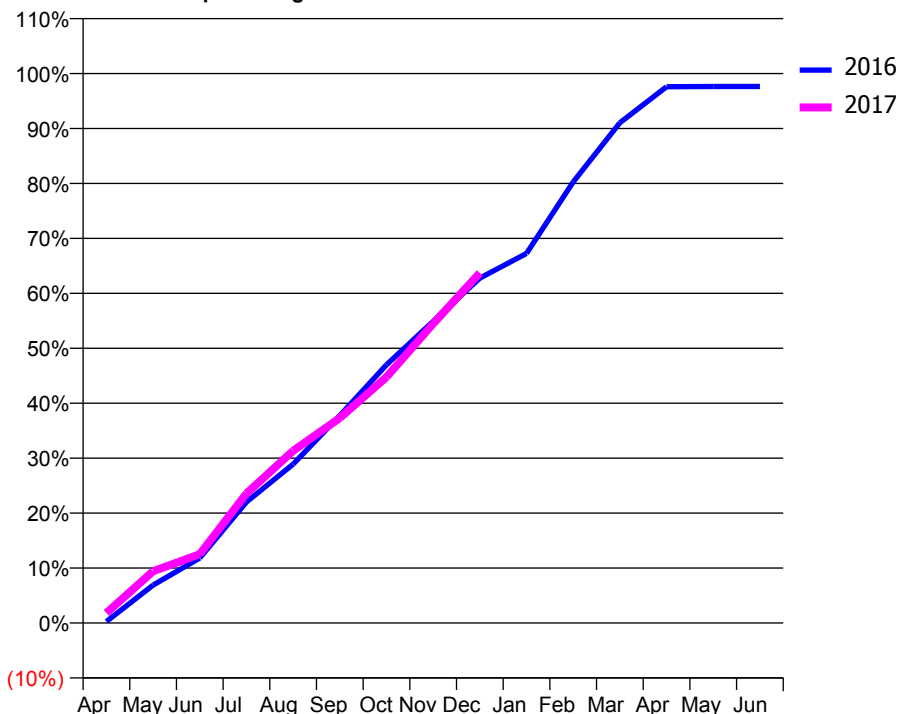
### ACCESS\*

Patients seen in 24 months	Total	Change since previous quarter
Quarter ending December 2015	2,764	
Quarter ending March 2016	2,744	→
Quarter ending June 2016	2,735	→
Quarter ending September 2016	2,689	↓
Quarter ending December 2016	2,686	→
<b>Variance since December 2015</b>	<b>(2.8%)</b>	<b>↓</b>



### ACTIVITY

Cumulative percentage of contracted UDA delivered 2016 & 2017



Month	Adjusted Scheduled Activity (UDA)	
	2016	2017
April	25	163
May	619	844
June	1,059	1,121
July	1,971	2,111
August	2,588	2,805
September	3,381	3,340
October	4,208	4,008
November	4,915	4,877
December	5,621	5,705
January	6,021	
February	7,187	
March	8,152	
April	8,738	
May	8,742	
June	8,742	

### QUALITY

	Quantity	Base Number	Contract	AT	Region	England
% of FP17s for the same patient ID Re-attending within 3 months - Children	63	531	11.9%	11.7%	13.4%	12.4%
% of FP17s for the same patient ID Re-attending within 3 months - Adults	298	2,808	10.6%	15.7%	17.3%	16.6%
% of FP17s for the same patient ID Re-attending between 3 & 9 months - Children	338	531	63.7%	57.3%	58.9%	57.5%
% of FP17s for the same patient ID Re-attending between 3 & 9 months - Adults	2,048	2,808	72.9%	52.2%	52.5%	50.4%
% of FP17s for Band 1 Urgent Courses	35	3,125	1.1%	8.3%	9.3%	9.1%
% of FP17s Relating to Free Repair or Replacements	9	3,125	0.3%	1.2%	1.0%	0.8%
% of FP17s Relating to Continuations	8	3,125	0.3%	1.6%	1.5%	1.3%
% of Patients satisfied with the dentistry they have received	9	9	N/A	92.5%	93.1%	92.7%
% of Patients satisfied with the time they had to wait for an appointment	9	9	N/A	90.6%	89.8%	88.8%

\* This is based on patients treated on this contract for their most recent course of treatment. Figures in italics indicate the base number of FP17s or Patient Questionnaire responses are less than 100. N/A is shown where the base number of responses is less than 10 during the period. % is calculated as Quantity/Base number\*100

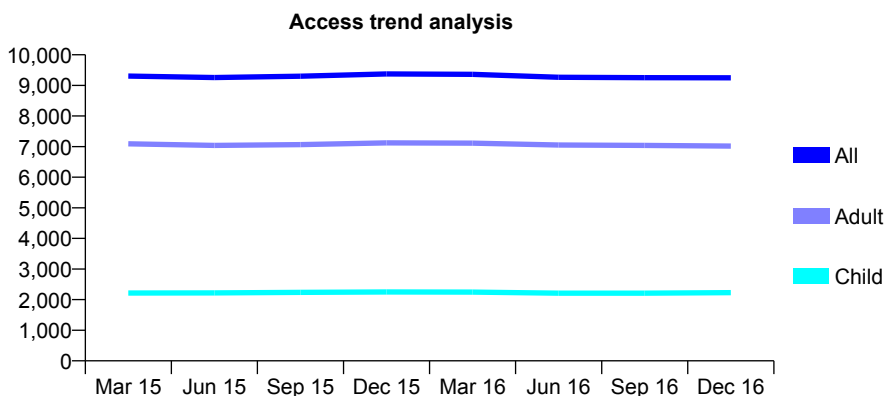
## Q49 - Vital Signs At a Glance Contract Report for 219576/0001 - December 2016

Name or company name	MR DJ WHITE
Contract type name	GDS Contract
Purpose of contract	General and Orthodontic
Contract start date	01/04/2006
Contract end date	

16/17 Contracted general activity (UDA)	29,904
Carry forward general activity (UDA)	-207
16/17 Contracted orthodontic activity (UOA)	100
Carry forward orthodontic activity (UOA)	0
Baseline contract value	£792,943.09

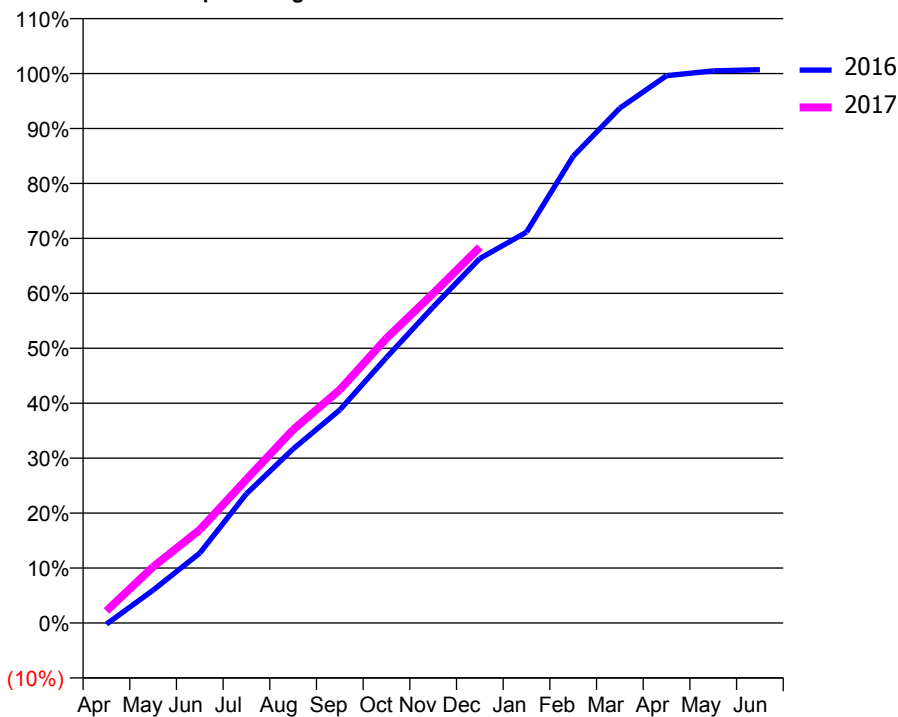
### ACCESS\*

Patients seen in 24 months	Total	Change since previous quarter
Quarter ending December 2015	9,374	
Quarter ending March 2016	9,360	→
Quarter ending June 2016	9,267	→
Quarter ending September 2016	9,252	→
Quarter ending December 2016	9,247	→
<b>Variance since December 2015</b>	<b>(1.4%)</b>	<b>↓</b>



### ACTIVITY

Cumulative percentage of contracted UDA delivered 2016 & 2017



Month	Adjusted Scheduled Activity (UDA)	
	2016	2017
April	-69	654
May	1,780	3,057
June	3,783	5,074
July	6,988	7,817
August	9,408	10,520
September	11,520	12,694
October	14,357	15,495
November	17,088	17,937
December	19,700	20,451
January	21,134	
February	25,235	
March	27,835	
April	29,585	
May	29,848	
June	29,911	

### QUALITY

	Quantity	Base Number	Contract	AT	Region	England
% of FP17s for the same patient ID Re-attending within 3 months - Children	257	2,260	11.4%	11.7%	13.4%	12.4%
% of FP17s for the same patient ID Re-attending within 3 months - Adults	1,718	7,778	22.1%	15.7%	17.3%	16.6%
% of FP17s for the same patient ID Re-attending between 3 & 9 months - Children	951	2,260	42.1%	57.3%	58.9%	57.5%
% of FP17s for the same patient ID Re-attending between 3 & 9 months - Adults	3,446	7,778	44.3%	52.2%	52.5%	50.4%
% of FP17s for Band 1 Urgent Courses	1,263	9,151	13.8%	8.3%	9.3%	9.1%
% of FP17s Relating to Free Repair or Replacements	328	9,151	3.6%	1.2%	1.0%	0.8%
% of FP17s Relating to Continuations	248	9,151	2.7%	1.6%	1.5%	1.3%
% of Patients satisfied with the dentistry they have received	21	21	100.0%	92.5%	93.1%	92.7%
% of Patients satisfied with the time they had to wait for an appointment	21	21	100.0%	90.6%	89.8%	88.8%

\* This is based on patients treated on this contract for their most recent course of treatment. Figures in italics indicate the base number of FP17s or Patient Questionnaire responses are less than 100. N/A is shown where the base number of responses is less than 10 during the period. % is calculated as Quantity/Base number\*100

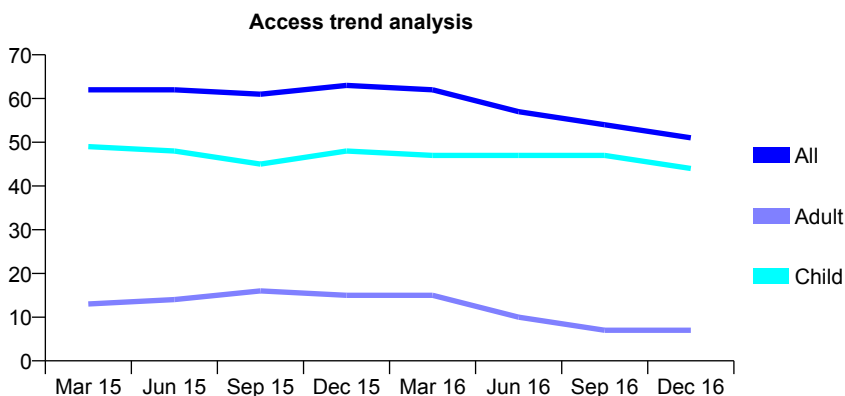
## Q49 - Vital Signs At a Glance Contract Report for 219800/0001 - December 2016

Name or company name	MRS GF ALLDER
Contract type name	GDS Contract
Purpose of contract	General
Contract start date	01/04/2006
Contract end date	30/09/2016

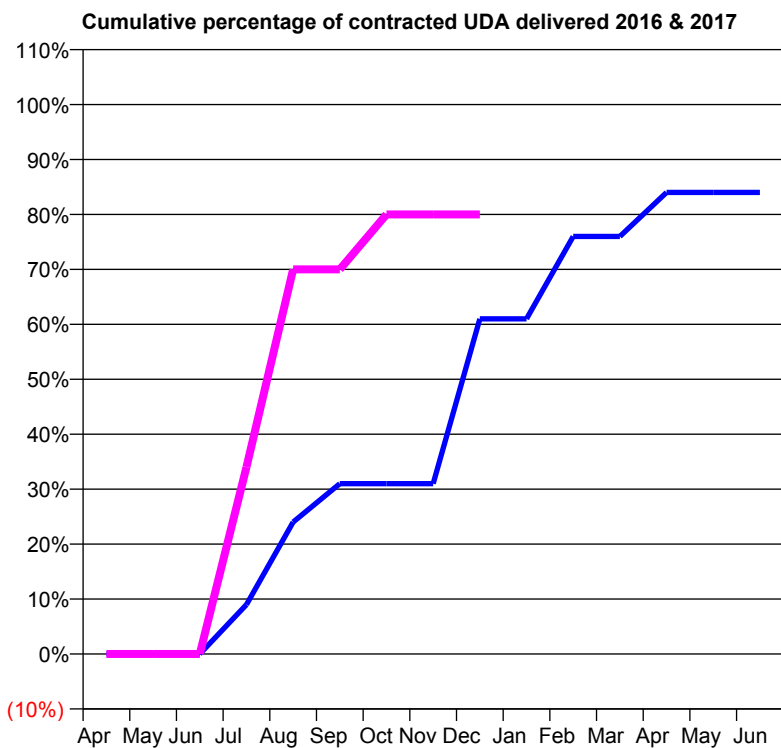
16/17 Contracted general activity (UDA)	50
Carry forward general activity (UDA)	0
16/17 Contracted orthodontic activity (UOA)	0
Carry forward orthodontic activity (UOA)	0
Baseline contract value	£1,473.76

### ACCESS\*

Patients seen in 24 months	Total	Change since previous quarter
Quarter ending December 2015	63	
Quarter ending March 2016	62	↓
Quarter ending June 2016	57	↓
Quarter ending September 2016	54	↓
Quarter ending December 2016	51	↓
<b>Variance since December 2015</b>	<b>(19.0%)</b>	<b>↓</b>



### ACTIVITY



Month	Adjusted Scheduled Activity (UDA)	
	2016	2017
April	0	0
May	0	0
June	0	0
July	9	17
August	24	35
September	31	35
October	31	40
November	31	40
December	61	40
January	61	
February	76	
March	76	
April	84	
May	84	
June	84	

### QUALITY

	Quantity	Base Number	Contract	AT	Region	England
% of FP17s for the same patient ID Re-attending within 3 months - Children	4	45	8.9%	11.7%	13.4%	12.4%
% of FP17s for the same patient ID Re-attending within 3 months - Adults	0	0	N/A	15.7%	17.3%	16.6%
% of FP17s for the same patient ID Re-attending between 3 & 9 months - Children	27	45	60.0%	57.3%	58.9%	57.5%
% of FP17s for the same patient ID Re-attending between 3 & 9 months - Adults	0	0	N/A	52.2%	52.5%	50.4%
% of FP17s for Band 1 Urgent Courses	0	38	0.0%	8.3%	9.3%	9.1%
% of FP17s Relating to Free Repair or Replacements	0	38	0.0%	1.2%	1.0%	0.8%
% of FP17s Relating to Continuations	0	38	0.0%	1.6%	1.5%	1.3%
% of Patients satisfied with the dentistry they have received	0	0	N/A	92.5%	93.1%	92.7%
% of Patients satisfied with the time they had to wait for an appointment	0	0	N/A	90.6%	89.8%	88.8%

\* This is based on patients treated on this contract for their most recent course of treatment. Figures in italics indicate the base number of FP17s or Patient Questionnaire responses are less than 100. N/A is shown where the base number of responses is less than 10 during the period. % is calculated as Quantity/Base number\*100

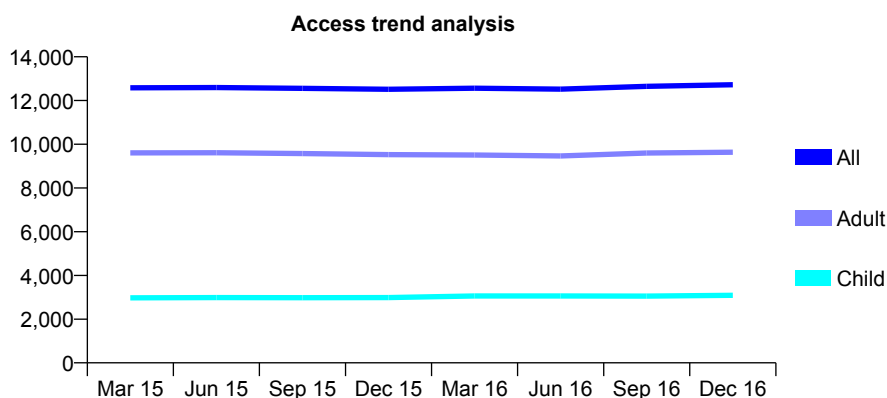
## Q49 - Vital Signs At a Glance Contract Report for 220639/0001 - December 2016

Name or company name	MR PG KILKER
Contract type name	GDS Contract
Purpose of contract	General
Contract start date	01/04/2006
Contract end date	

16/17 Contracted general activity (UDA)	32,937
Carry forward general activity (UDA)	0
16/17 Contracted orthodontic activity (UOA)	0
Carry forward orthodontic activity (UOA)	0
Baseline contract value	£886,135.47

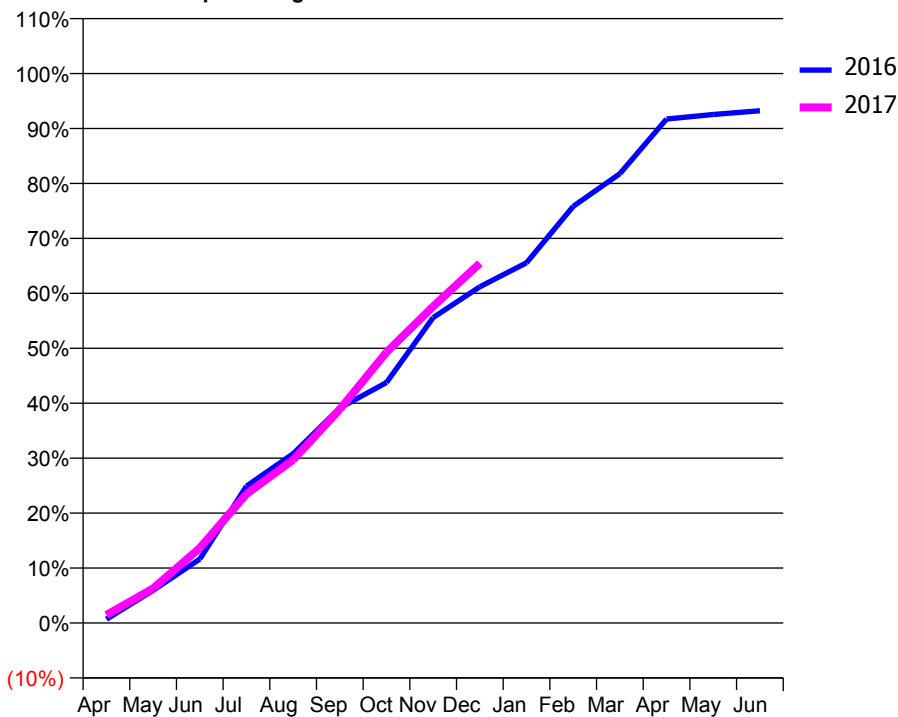
### ACCESS\*

Patients seen in 24 months	Total	Change since previous quarter
Quarter ending December 2015	12,512	
Quarter ending March 2016	12,566	→
Quarter ending June 2016	12,522	→
Quarter ending September 2016	12,649	→
Quarter ending December 2016	12,723	→
<b>Variance since December 2015</b>	<b>1.7%</b>	<b>→</b>



### ACTIVITY

**Cumulative percentage of contracted UDA delivered 2016 & 2017**



Month	Adjusted Scheduled Activity (UDA)	
	2016	2017
April	226	482
May	1,951	2,077
June	3,836	4,494
July	8,208	7,731
August	10,149	9,782
September	12,890	12,812
October	14,414	16,228
November	18,304	18,979
December	20,157	21,557
January	21,590	
February	24,976	
March	26,931	
April	30,205	
May	30,479	
June	30,706	

### QUALITY

	Quantity	Base Number	Contract	AT	Region	England
% of FP17s for the same patient ID Re-attending within 3 months - Children	200	2,859	7.0%	11.7%	13.4%	12.4%
% of FP17s for the same patient ID Re-attending within 3 months - Adults	1,038	8,502	12.2%	15.7%	17.3%	16.6%
% of FP17s for the same patient ID Re-attending between 3 & 9 months - Children	1,194	2,859	41.8%	57.3%	58.9%	57.5%
% of FP17s for the same patient ID Re-attending between 3 & 9 months - Adults	3,252	8,502	38.2%	52.2%	52.5%	50.4%
% of FP17s for Band 1 Urgent Courses	946	9,504	10.0%	8.3%	9.3%	9.1%
% of FP17s Relating to Free Repair or Replacements	159	9,504	1.7%	1.2%	1.0%	0.8%
% of FP17s Relating to Continuations	99	9,504	1.0%	1.6%	1.5%	1.3%
% of Patients satisfied with the dentistry they have received	14	14	100.0%	92.5%	93.1%	92.7%
% of Patients satisfied with the time they had to wait for an appointment	14	14	100.0%	90.6%	89.8%	88.8%

\* This is based on patients treated on this contract for their most recent course of treatment. Figures in italics indicate the base number of FP17s or Patient Questionnaire responses are less than 100. N/A is shown where the base number of responses is less than 10 during the period. % is calculated as Quantity/Base number\*100

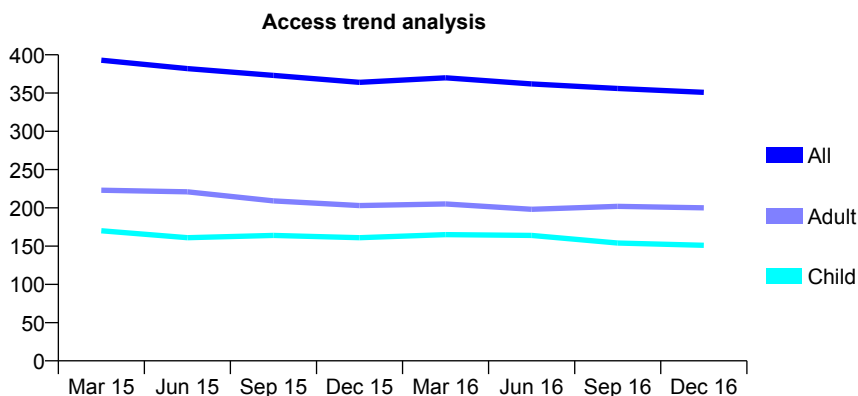
## Q49 - Vital Signs At a Glance Contract Report for 224499/0001 - December 2016

Name or company name	MR DS ROW
Contract type name	GDS Contract
Purpose of contract	General
Contract start date	01/04/2006
Contract end date	

16/17 Contracted general activity (UDA)	1,218
Carry forward general activity (UDA)	0
16/17 Contracted orthodontic activity (UOA)	0
Carry forward orthodontic activity (UOA)	0
Baseline contract value	£28,283.08

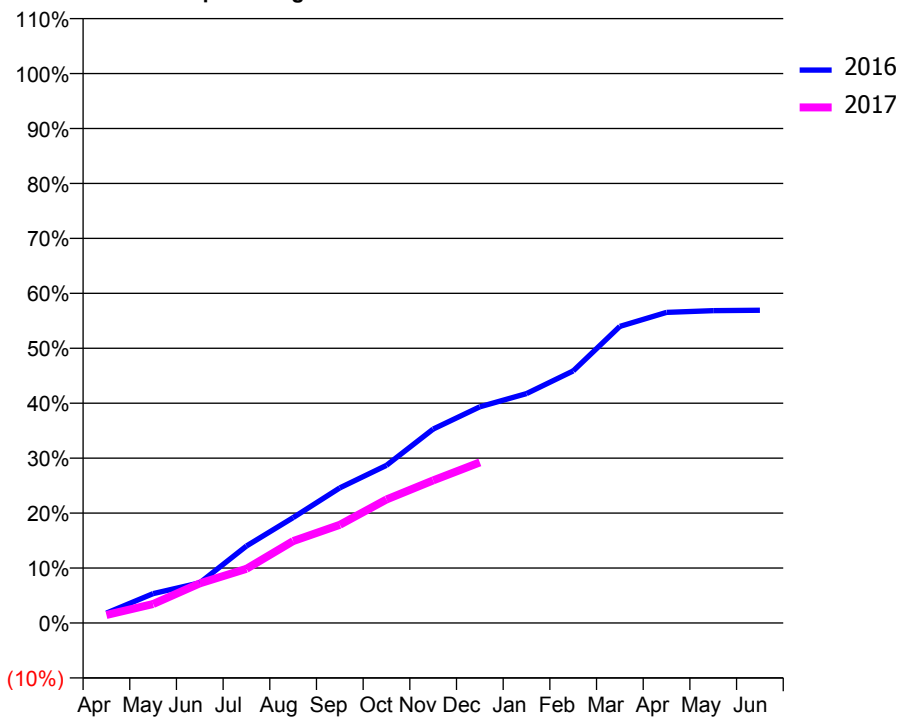
### ACCESS\*

Patients seen in 24 months	Total	Change since previous quarter
Quarter ending December 2015	364	
Quarter ending March 2016	370	→
Quarter ending June 2016	362	↓
Quarter ending September 2016	356	↓
Quarter ending December 2016	351	↓
<b>Variance since December 2015</b>	<b>(3.6%)</b>	<b>↓</b>



### ACTIVITY

Cumulative percentage of contracted UDA delivered 2016 & 2017



Month	Adjusted Scheduled Activity (UDA)	
	2016	2017
April	22	18
May	65	42
June	89	88
July	171	120
August	234	182
September	300	218
October	350	274
November	430	316
December	479	356
January	508	
February	559	
March	657	
April	688	
May	692	
June	693	

### QUALITY

	Quantity	Base Number	Contract	AT	Region	England
% of FP17s for the same patient ID Re-attending within 3 months - Children	3	175	1.7%	11.7%	13.4%	12.4%
% of FP17s for the same patient ID Re-attending within 3 months - Adults	4	152	2.6%	15.7%	17.3%	16.6%
% of FP17s for the same patient ID Re-attending between 3 & 9 months - Children	116	175	66.3%	57.3%	58.9%	57.5%
% of FP17s for the same patient ID Re-attending between 3 & 9 months - Adults	92	152	60.5%	52.2%	52.5%	50.4%
% of FP17s for Band 1 Urgent Courses	5	285	1.8%	8.3%	9.3%	9.1%
% of FP17s Relating to Free Repair or Replacements	0	285	0.0%	1.2%	1.0%	0.8%
% of FP17s Relating to Continuations	0	285	0.0%	1.6%	1.5%	1.3%
% of Patients satisfied with the dentistry they have received	0	0	N/A	92.5%	93.1%	92.7%
% of Patients satisfied with the time they had to wait for an appointment	0	0	N/A	90.6%	89.8%	88.8%

\* This is based on patients treated on this contract for their most recent course of treatment. Figures in italics indicate the base number of FP17s or Patient Questionnaire responses are less than 100. N/A is shown where the base number of responses is less than 10 during the period. % is calculated as Quantity/Base number\*100

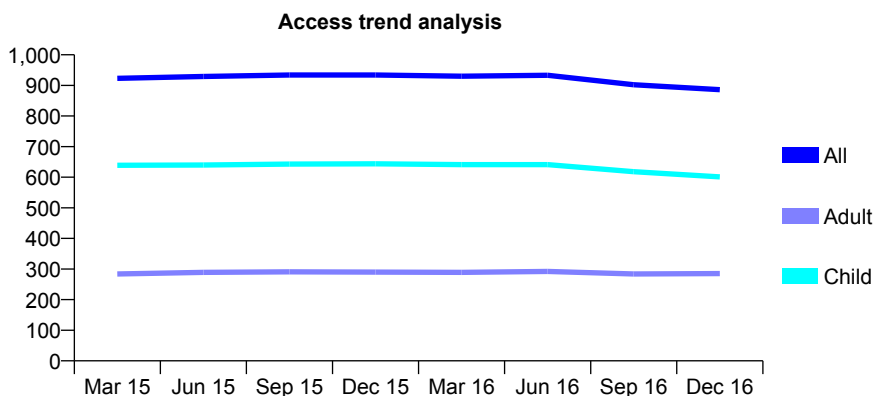
## Q49 - Vital Signs At a Glance Contract Report for 229261/0001 - December 2016

Name or company name	MR JH SIMPSON
Contract type name	GDS Contract
Purpose of contract	General
Contract start date	01/04/2006
Contract end date	

16/17 Contracted general activity (UDA)	3,017
Carry forward general activity (UDA)	0
16/17 Contracted orthodontic activity (UOA)	0
Carry forward orthodontic activity (UOA)	0
Baseline contract value	£69,027.07

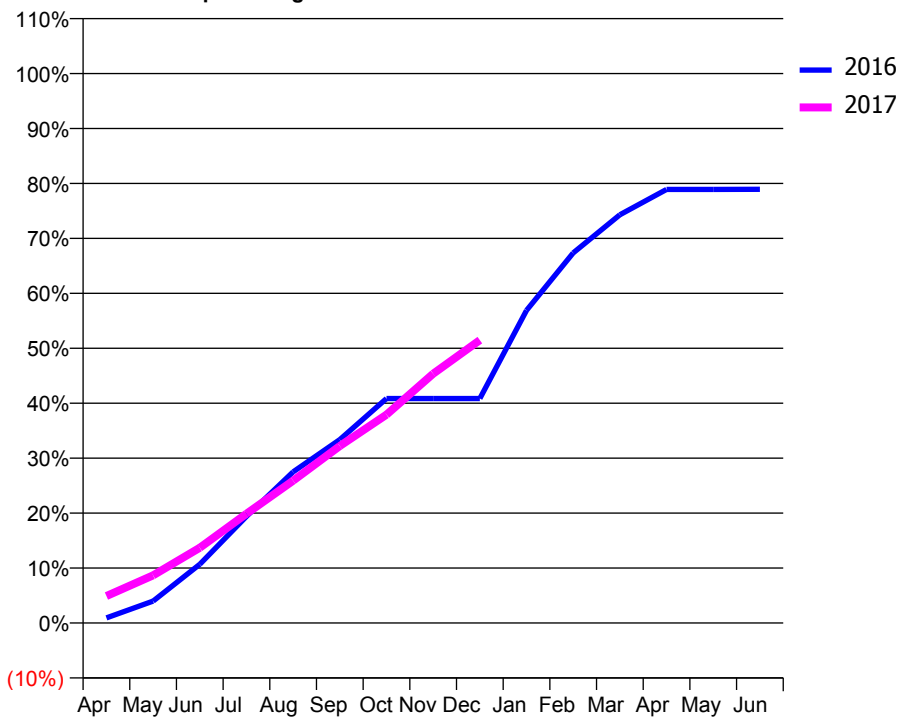
### ACCESS\*

Patients seen in 24 months	Total	Change since previous quarter
Quarter ending December 2015	934	
Quarter ending March 2016	930	→
Quarter ending June 2016	933	→
Quarter ending September 2016	902	↓
Quarter ending December 2016	886	↓
<b>Variance since December 2015</b>	<b>(5.1%)</b>	<b>↓</b>



### ACTIVITY

Cumulative percentage of contracted UDA delivered 2016 & 2017



Month	Adjusted Scheduled Activity (UDA)	
	2016	2017
April	28	148
May	120	261
June	322	414
July	585	600
August	830	782
September	1,007	972
October	1,232	1,144
November	1,232	1,368
December	1,232	1,553
January	1,716	
February	2,032	
March	2,241	
April	2,381	
May	2,381	
June	2,382	

### QUALITY

	Quantity	Base Number	Contract	AT	Region	England
% of FP17s for the same patient ID Re-attending within 3 months - Children	237	1,056	22.4%	11.7%	13.4%	12.4%
% of FP17s for the same patient ID Re-attending within 3 months - Adults	31	233	13.3%	15.7%	17.3%	16.6%
% of FP17s for the same patient ID Re-attending between 3 & 9 months - Children	669	1,056	63.4%	57.3%	58.9%	57.5%
% of FP17s for the same patient ID Re-attending between 3 & 9 months - Adults	164	233	70.4%	52.2%	52.5%	50.4%
% of FP17s for Band 1 Urgent Courses	12	1,191	1.0%	8.3%	9.3%	9.1%
% of FP17s Relating to Free Repair or Replacements	0	1,191	0.0%	1.2%	1.0%	0.8%
% of FP17s Relating to Continuations	0	1,191	0.0%	1.6%	1.5%	1.3%
% of Patients satisfied with the dentistry they have received	0	0	N/A	92.5%	93.1%	92.7%
% of Patients satisfied with the time they had to wait for an appointment	0	0	N/A	90.6%	89.8%	88.8%

\* This is based on patients treated on this contract for their most recent course of treatment. Figures in italics indicate the base number of FP17s or Patient Questionnaire responses are less than 100. N/A is shown where the base number of responses is less than 10 during the period. % is calculated as Quantity/Base number\*100

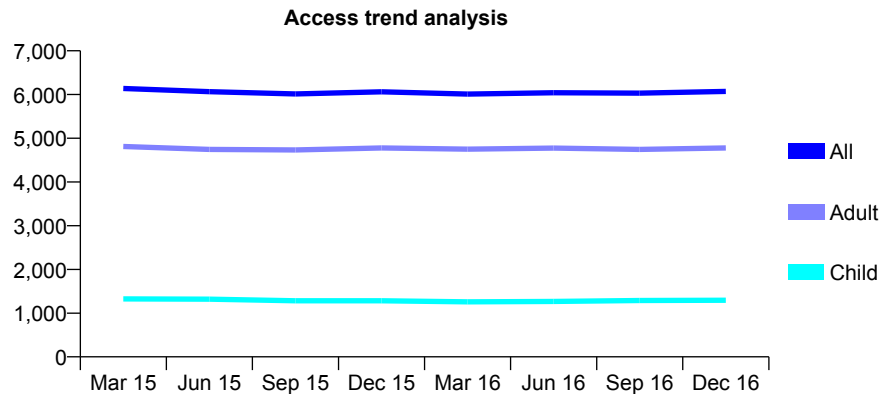
## Q49 - Vital Signs At a Glance Contract Report for 230618/0001 - December 2016

Name or company name	MR AP BROUGHTON
Contract type name	GDS Contract
Purpose of contract	General
Contract start date	01/04/2006
Contract end date	

16/17 Contracted general activity (UDA)	20,660
Carry forward general activity (UDA)	0
16/17 Contracted orthodontic activity (UOA)	0
Carry forward orthodontic activity (UOA)	0
Baseline contract value	£540,991.11

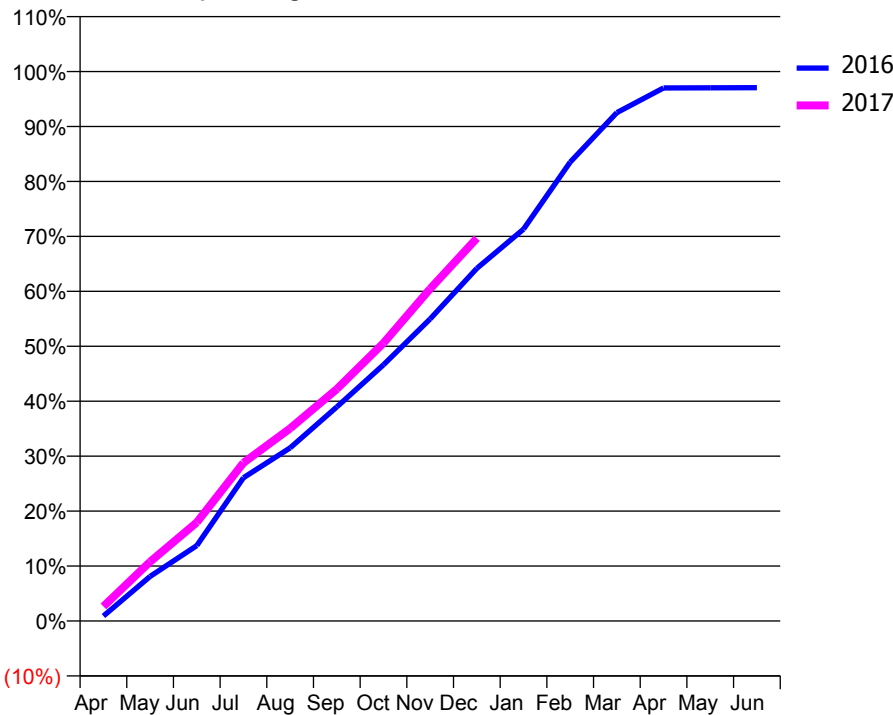
### ACCESS\*

Patients seen in 24 months	Total	Change since previous quarter
Quarter ending December 2015	6,062	
Quarter ending March 2016	6,011	→
Quarter ending June 2016	6,042	→
Quarter ending September 2016	6,031	→
Quarter ending December 2016	6,072	→
<b>Variance since December 2015</b>	<b>0.2%</b>	<b>→</b>



### ACTIVITY

Cumulative percentage of contracted UDA delivered 2016 & 2017



Month	Adjusted Scheduled Activity (UDA)	
	2016	2017
April	189	549
May	1,678	2,227
June	2,833	3,708
July	5,387	5,948
August	6,509	7,240
September	8,051	8,722
October	9,635	10,448
November	11,356	12,492
December	13,257	14,390
January	14,731	
February	17,257	
March	19,115	
April	20,042	
May	20,046	
June	20,049	

### QUALITY

	Quantity	Base Number	Contract	AT	Region	England
% of FP17s for the same patient ID Re-attending within 3 months - Children	129	1,602	8.1%	11.7%	13.4%	12.4%
% of FP17s for the same patient ID Re-attending within 3 months - Adults	1,003	6,180	16.2%	15.7%	17.3%	16.6%
% of FP17s for the same patient ID Re-attending between 3 & 9 months - Children	1,096	1,602	68.4%	57.3%	58.9%	57.5%
% of FP17s for the same patient ID Re-attending between 3 & 9 months - Adults	3,952	6,180	63.9%	52.2%	52.5%	50.4%
% of FP17s for Band 1 Urgent Courses	594	7,364	8.1%	8.3%	9.3%	9.1%
% of FP17s Relating to Free Repair or Replacements	39	7,364	0.5%	1.2%	1.0%	0.8%
% of FP17s Relating to Continuations	137	7,364	1.9%	1.6%	1.5%	1.3%
% of Patients satisfied with the dentistry they have received	13	13	100.0%	92.5%	93.1%	92.7%
% of Patients satisfied with the time they had to wait for an appointment	12	13	92.3%	90.6%	89.8%	88.8%

\* This is based on patients treated on this contract for their most recent course of treatment. Figures in italics indicate the base number of FP17s or Patient Questionnaire responses are less than 100. N/A is shown where the base number of responses is less than 10 during the period. % is calculated as Quantity/Base number\*100



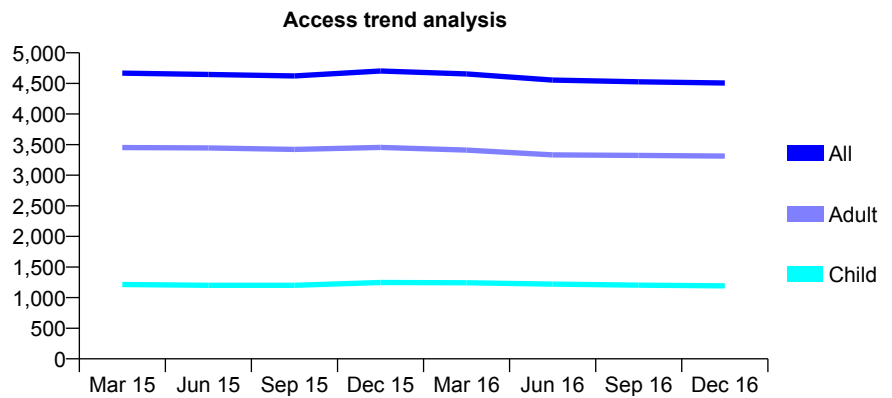
## Q49 - Vital Signs At a Glance Contract Report for 232750/0002 - December 2016

Name or company name	MR PE RIDGWAY
Contract type name	GDS Contract
Purpose of contract	General
Contract start date	01/09/2011
Contract end date	

16/17 Contracted general activity (UDA)	16,513
Carry forward general activity (UDA)	0
16/17 Contracted orthodontic activity (UOA)	0
Carry forward orthodontic activity (UOA)	0
Baseline contract value	£427,094.73

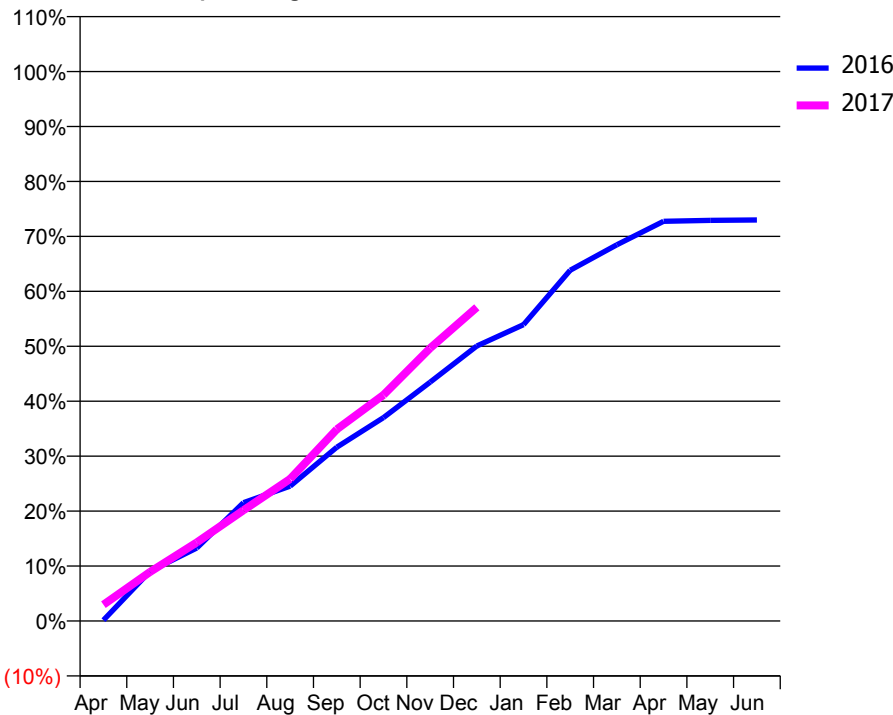
### ACCESS\*

Patients seen in 24 months	Total	Change since previous quarter
Quarter ending December 2015	4,702	
Quarter ending March 2016	4,654	↓
Quarter ending June 2016	4,555	↓
Quarter ending September 2016	4,526	→
Quarter ending December 2016	4,506	→
<b>Variance since December 2015</b>	<b>(4.2%)</b>	<b>↓</b>



### ACTIVITY

Cumulative percentage of contracted UDA delivered 2016 & 2017



Month	Adjusted Scheduled Activity (UDA)	
	2016	2017
April	27	493
May	1,498	1,476
June	2,192	2,363
July	3,558	3,328
August	4,052	4,270
September	5,225	5,761
October	6,115	6,795
November	7,177	8,201
December	8,266	9,429
January	8,906	
February	10,543	
March	11,307	
April	12,011	
May	12,039	
June	12,052	

### QUALITY

	Quantity	Base Number	Contract	AT	Region	England
% of FP17s for the same patient ID Re-attending within 3 months - Children	65	1,095	5.9%	11.7%	13.4%	12.4%
% of FP17s for the same patient ID Re-attending within 3 months - Adults	403	2,983	13.5%	15.7%	17.3%	16.6%
% of FP17s for the same patient ID Re-attending between 3 & 9 months - Children	486	1,095	44.4%	57.3%	58.9%	57.5%
% of FP17s for the same patient ID Re-attending between 3 & 9 months - Adults	1,366	2,983	45.8%	52.2%	52.5%	50.4%
% of FP17s for Band 1 Urgent Courses	252	3,737	6.7%	8.3%	9.3%	9.1%
% of FP17s Relating to Free Repair or Replacements	80	3,737	2.1%	1.2%	1.0%	0.8%
% of FP17s Relating to Continuations	26	3,737	0.7%	1.6%	1.5%	1.3%
% of Patients satisfied with the dentistry they have received	3	3	N/A	92.5%	93.1%	92.7%
% of Patients satisfied with the time they had to wait for an appointment	2	3	N/A	90.6%	89.8%	88.8%

\* This is based on patients treated on this contract for their most recent course of treatment. Figures in italics indicate the base number of FP17s or Patient Questionnaire responses are less than 100. N/A is shown where the base number of responses is less than 10 during the period. % is calculated as Quantity/Base number\*100

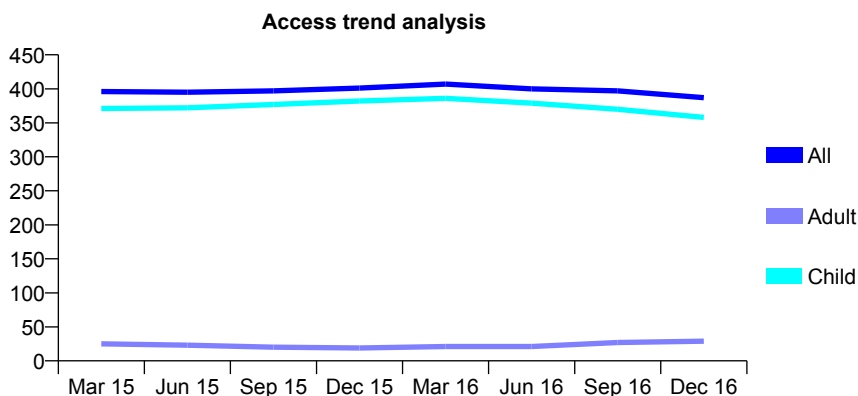
## Q49 - Vital Signs At a Glance Contract Report for 233099/0001 - December 2016

Name or company name	MR AW LEYS
Contract type name	GDS Contract
Purpose of contract	General
Contract start date	01/04/2006
Contract end date	

16/17 Contracted general activity (UDA)	1,034
Carry forward general activity (UDA)	0
16/17 Contracted orthodontic activity (UOA)	0
Carry forward orthodontic activity (UOA)	0
Baseline contract value	£23,709.47

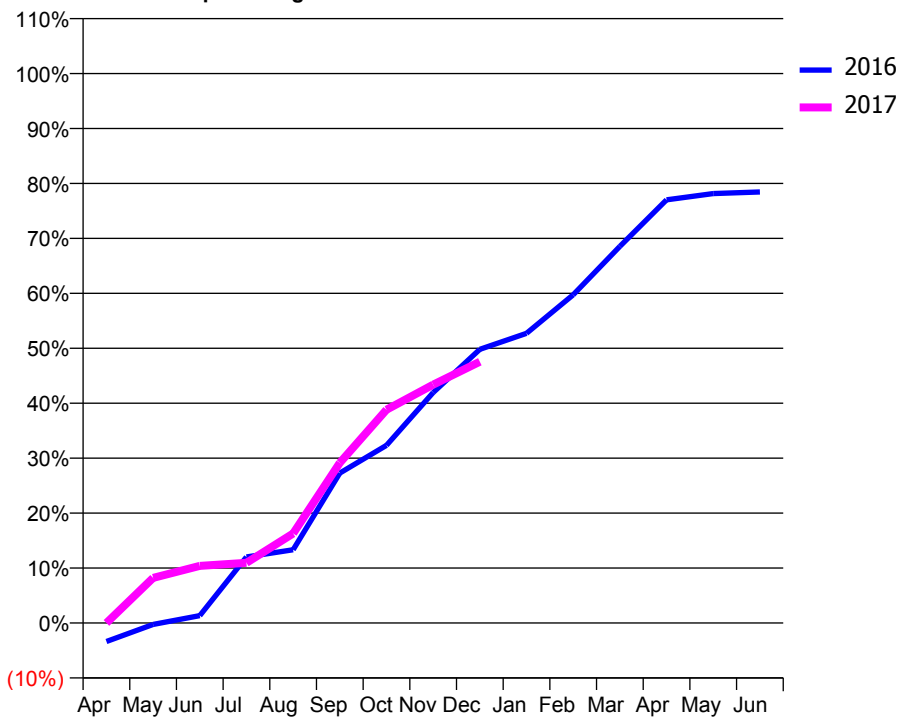
### ACCESS\*

Patients seen in 24 months	Total	Change since previous quarter
Quarter ending December 2015	401	
Quarter ending March 2016	407	→
Quarter ending June 2016	400	↓
Quarter ending September 2016	397	→
Quarter ending December 2016	387	↓
<b>Variance since December 2015</b>	<b>(3.5%)</b>	<b>↓</b>



### ACTIVITY

Cumulative percentage of contracted UDA delivered 2016 & 2017



Adjusted Scheduled Activity (UDA)

Month	2016	2017
April	-35	0
May	-3	85
June	14	107
July	124	113
August	138	169
September	282	301
October	334	401
November	434	449
December	515	492
January	545	
February	618	
March	709	
April	796	
May	808	
June	811	

### QUALITY

	Quantity	Base Number	Contract	AT	Region	England
% of FP17s for the same patient ID Re-attending within 3 months - Children	49	366	13.4%	11.7%	13.4%	12.4%
% of FP17s for the same patient ID Re-attending within 3 months - Adults	0	0	N/A	15.7%	17.3%	16.6%
% of FP17s for the same patient ID Re-attending between 3 & 9 months - Children	191	366	52.2%	57.3%	58.9%	57.5%
% of FP17s for the same patient ID Re-attending between 3 & 9 months - Adults	0	0	N/A	52.2%	52.5%	50.4%
% of FP17s for Band 1 Urgent Courses	8	310	2.6%	8.3%	9.3%	9.1%
% of FP17s Relating to Free Repair or Replacements	0	310	0.0%	1.2%	1.0%	0.8%
% of FP17s Relating to Continuations	0	310	0.0%	1.6%	1.5%	1.3%
% of Patients satisfied with the dentistry they have received	1	1	N/A	92.5%	93.1%	92.7%
% of Patients satisfied with the time they had to wait for an appointment	1	1	N/A	90.6%	89.8%	88.8%

\* This is based on patients treated on this contract for their most recent course of treatment. Figures in italics indicate the base number of FP17s or Patient Questionnaire responses are less than 100. N/A is shown where the base number of responses is less than 10 during the period. % is calculated as Quantity/Base number\*100

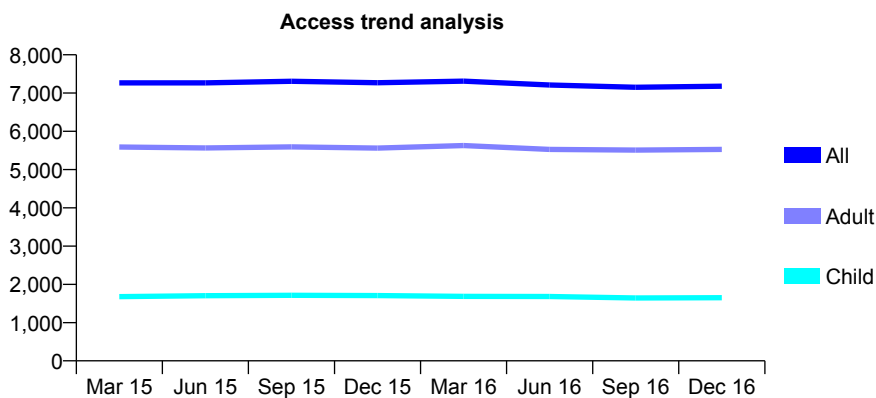
## Q49 - Vital Signs At a Glance Contract Report for 235296/0001 - December 2016

Name or company name	MR RK SAJJANHAR
Contract type name	GDS Contract
Purpose of contract	General
Contract start date	01/04/2006
Contract end date	

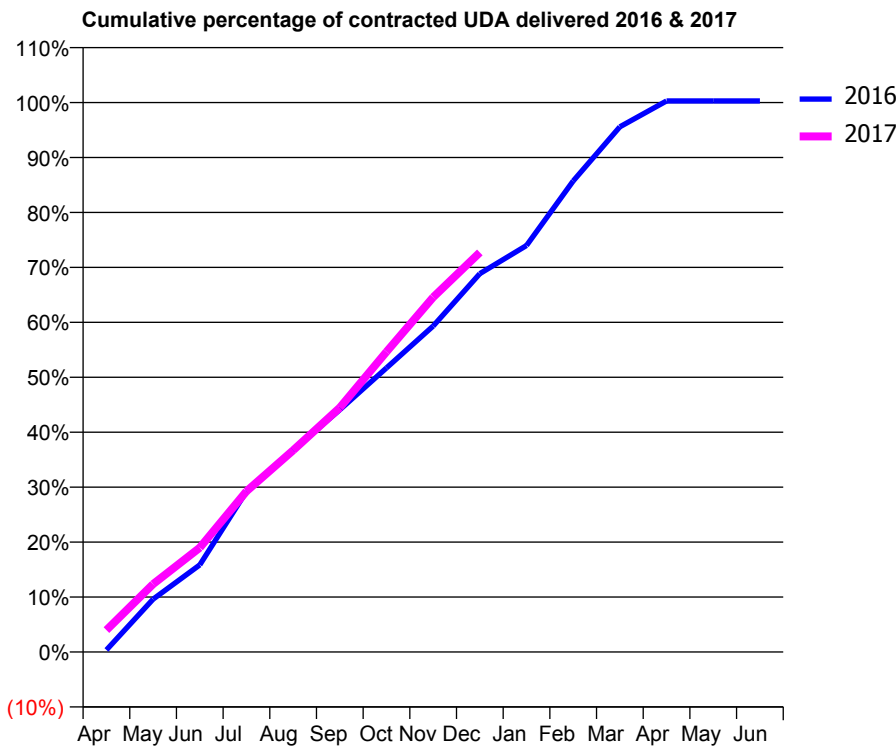
16/17 Contracted general activity (UDA)	21,582
Carry forward general activity (UDA)	-62
16/17 Contracted orthodontic activity (UOA)	0
Carry forward orthodontic activity (UOA)	0
Baseline contract value	£659,619.64

### ACCESS\*

Patients seen in 24 months	Total	Change since previous quarter
Quarter ending December 2015	7,268	
Quarter ending March 2016	7,312	→
Quarter ending June 2016	7,209	↓
Quarter ending September 2016	7,152	→
Quarter ending December 2016	7,180	→
<b>Variance since December 2015</b>	<b>(1.2%)</b>	<b>↓</b>



### ACTIVITY



Month	Adjusted Scheduled Activity (UDA)	
	2016	2017
April	81	861
May	2,075	2,668
June	3,422	4,096
July	6,307	6,315
August	7,935	7,923
September	9,512	9,595
October	11,161	11,794
November	12,803	13,933
December	14,859	15,694
January	15,965	
February	18,502	
March	20,628	
April	21,645	
May	21,642	
June	21,644	

### QUALITY

	Quantity	Base Number	Contract	AT	Region	England
% of FP17s for the same patient ID Re-attending within 3 months - Children	121	1,942	6.2%	11.7%	13.4%	12.4%
% of FP17s for the same patient ID Re-attending within 3 months - Adults	908	6,077	14.9%	15.7%	17.3%	16.6%
% of FP17s for the same patient ID Re-attending between 3 & 9 months - Children	1,176	1,942	60.6%	57.3%	58.9%	57.5%
% of FP17s for the same patient ID Re-attending between 3 & 9 months - Adults	3,293	6,077	54.2%	52.2%	52.5%	50.4%
% of FP17s for Band 1 Urgent Courses	475	7,568	6.3%	8.3%	9.3%	9.1%
% of FP17s Relating to Free Repair or Replacements	191	7,568	2.5%	1.2%	1.0%	0.8%
% of FP17s Relating to Continuations	72	7,568	1.0%	1.6%	1.5%	1.3%
% of Patients satisfied with the dentistry they have received	22	23	95.7%	92.5%	93.1%	92.7%
% of Patients satisfied with the time they had to wait for an appointment	21	23	91.3%	90.6%	89.8%	88.8%

\* This is based on patients treated on this contract for their most recent course of treatment. Figures in italics indicate the base number of FP17s or Patient Questionnaire responses are less than 100. N/A is shown where the base number of responses is less than 10 during the period. % is calculated as Quantity/Base number\*100

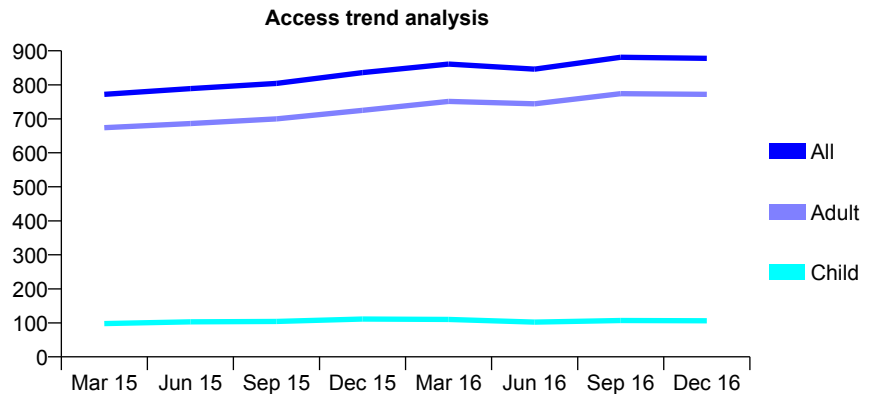
## Q49 - Vital Signs At a Glance Contract Report for 237728/0001 - December 2016

Name or company name	MISS SL GOODMAN
Contract type name	GDS Contract
Purpose of contract	General
Contract start date	01/04/2006
Contract end date	

16/17 Contracted general activity (UDA)	2,425
Carry forward general activity (UDA)	-40
16/17 Contracted orthodontic activity (UOA)	0
Carry forward orthodontic activity (UOA)	0
Baseline contract value	£64,610.29

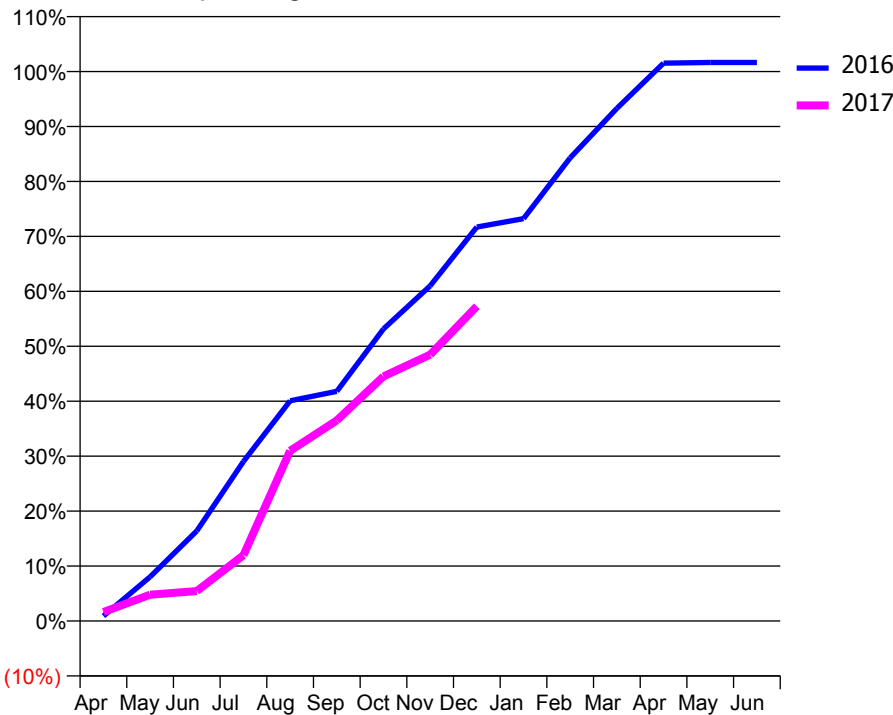
### ACCESS\*

Patients seen in 24 months	Total	Change since previous quarter
Quarter ending December 2015	836	
Quarter ending March 2016	861	↑
Quarter ending June 2016	846	↓
Quarter ending September 2016	881	↑
Quarter ending December 2016	878	→
<b>Variance since December 2015</b>	<b>5.0%</b>	<b>↑</b>



### ACTIVITY

Cumulative percentage of contracted UDA delivered 2016 & 2017



Month	Adjusted Scheduled Activity (UDA)	
	2016	2017
April	22	40
May	195	116
June	398	132
July	704	291
August	972	751
September	1,014	885
October	1,289	1,080
November	1,479	1,176
December	1,739	1,389
January	1,776	
February	2,044	
March	2,263	
April	2,462	
May	2,465	
June	2,465	

### QUALITY

	Quantity	Base Number	Contract	AT	Region	England
% of FP17s for the same patient ID Re-attending within 3 months - Children	1	77	1.3%	11.7%	13.4%	12.4%
% of FP17s for the same patient ID Re-attending within 3 months - Adults	59	633	9.3%	15.7%	17.3%	16.6%
% of FP17s for the same patient ID Re-attending between 3 & 9 months - Children	41	77	53.2%	57.3%	58.9%	57.5%
% of FP17s for the same patient ID Re-attending between 3 & 9 months - Adults	337	633	53.2%	52.2%	52.5%	50.4%
% of FP17s for Band 1 Urgent Courses	10	621	1.6%	8.3%	9.3%	9.1%
% of FP17s Relating to Free Repair or Replacements	8	621	1.3%	1.2%	1.0%	0.8%
% of FP17s Relating to Continuations	8	621	1.3%	1.6%	1.5%	1.3%
% of Patients satisfied with the dentistry they have received	3	3	N/A	92.5%	93.1%	92.7%
% of Patients satisfied with the time they had to wait for an appointment	3	3	N/A	90.6%	89.8%	88.8%

\* This is based on patients treated on this contract for their most recent course of treatment. Figures in italics indicate the base number of FP17s or Patient Questionnaire responses are less than 100. N/A is shown where the base number of responses is less than 10 during the period. % is calculated as Quantity/Base number\*100

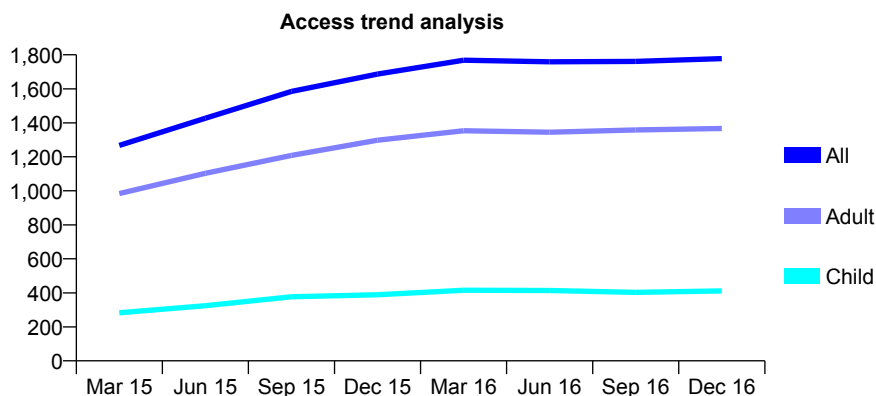
## Q49 - Vital Signs At a Glance Contract Report for 243469/0002 - December 2016

Name or company name	MR PP NANA
Contract type name	GDS Contract
Purpose of contract	General
Contract start date	24/02/2014
Contract end date	

16/17 Contracted general activity (UDA)	7,000
Carry forward general activity (UDA)	16
16/17 Contracted orthodontic activity (UOA)	0
Carry forward orthodontic activity (UOA)	0
Baseline contract value	£197,210.51

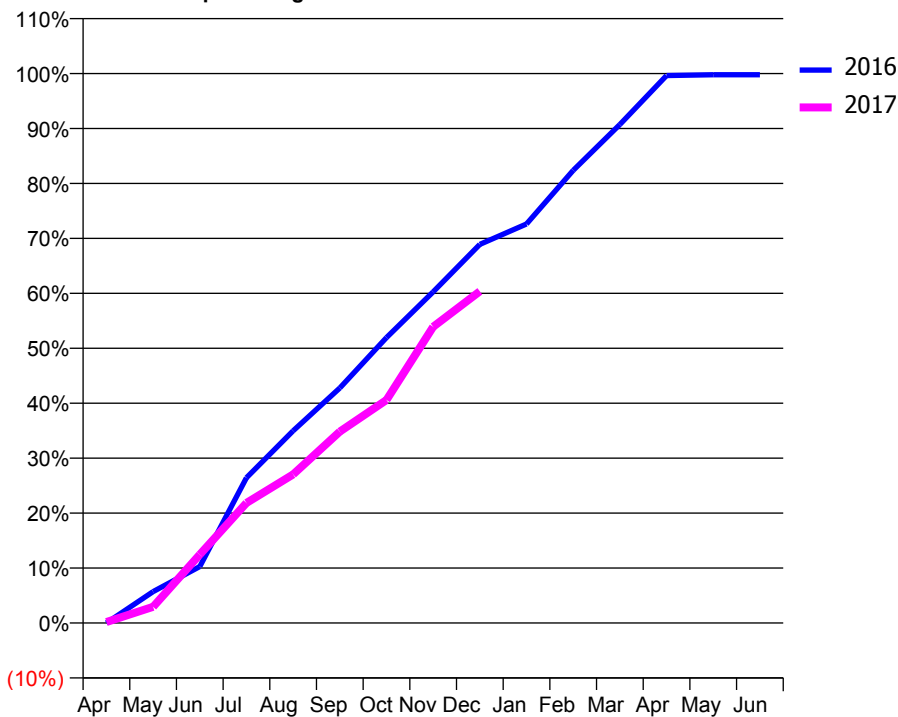
### ACCESS\*

Patients seen in 24 months	Total	Change since previous quarter
Quarter ending December 2015	1,687	
Quarter ending March 2016	1,768	↑
Quarter ending June 2016	1,759	→
Quarter ending September 2016	1,761	→
Quarter ending December 2016	1,778	→
<b>Variance since December 2015</b>	<b>5.4%</b>	<b>↑</b>



### ACTIVITY

Cumulative percentage of contracted UDA delivered 2016 & 2017



Month	Adjusted Scheduled Activity (UDA)	
	2016	2017
April	0	13
May	400	207
June	719	872
July	1,851	1,529
August	2,449	1,893
September	2,994	2,439
October	3,635	2,841
November	4,218	3,773
December	4,823	4,226
January	5,083	
February	5,766	
March	6,350	
April	6,974	
May	6,984	
June	6,984	

### QUALITY

	Quantity	Base Number	Contract	AT	Region	England
% of FP17s for the same patient ID Re-attending within 3 months - Children	18	345	5.2%	11.7%	13.4%	12.4%
% of FP17s for the same patient ID Re-attending within 3 months - Adults	122	1,121	10.9%	15.7%	17.3%	16.6%
% of FP17s for the same patient ID Re-attending between 3 & 9 months - Children	180	345	52.2%	57.3%	58.9%	57.5%
% of FP17s for the same patient ID Re-attending between 3 & 9 months - Adults	556	1,121	49.6%	52.2%	52.5%	50.4%
% of FP17s for Band 1 Urgent Courses	0	1,314	0.0%	8.3%	9.3%	9.1%
% of FP17s Relating to Free Repair or Replacements	0	1,314	0.0%	1.2%	1.0%	0.8%
% of FP17s Relating to Continuations	33	1,314	2.5%	1.6%	1.5%	1.3%
% of Patients satisfied with the dentistry they have received	14	14	100.0%	92.5%	93.1%	92.7%
% of Patients satisfied with the time they had to wait for an appointment	14	14	100.0%	90.6%	89.8%	88.8%

\* This is based on patients treated on this contract for their most recent course of treatment. Figures in italics indicate the base number of FP17s or Patient Questionnaire responses are less than 100. N/A is shown where the base number of responses is less than 10 during the period. % is calculated as Quantity/Base number\*100

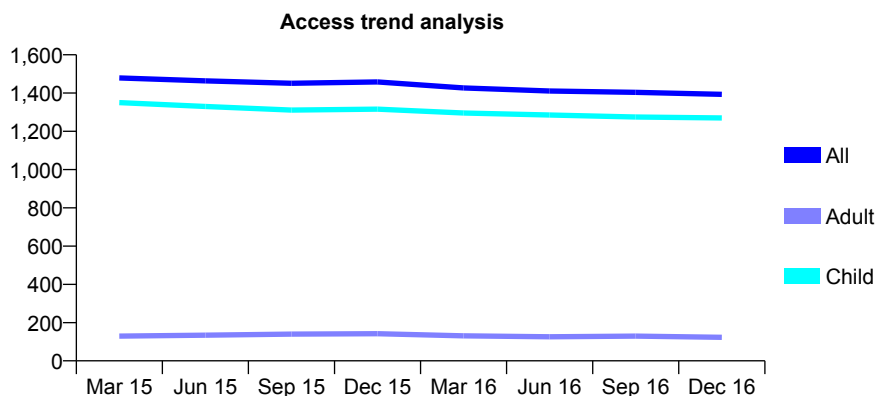
## Q49 - Vital Signs At a Glance Contract Report for 245380/0001 - December 2016

Name or company name	MR JI SPEDDING
Contract type name	GDS Contract
Purpose of contract	General and Orthodontic
Contract start date	01/04/2006
Contract end date	

16/17 Contracted general activity (UDA)	4,000
Carry forward general activity (UDA)	0
16/17 Contracted orthodontic activity (UOA)	176
Carry forward orthodontic activity (UOA)	0
Baseline contract value	£99,038.67

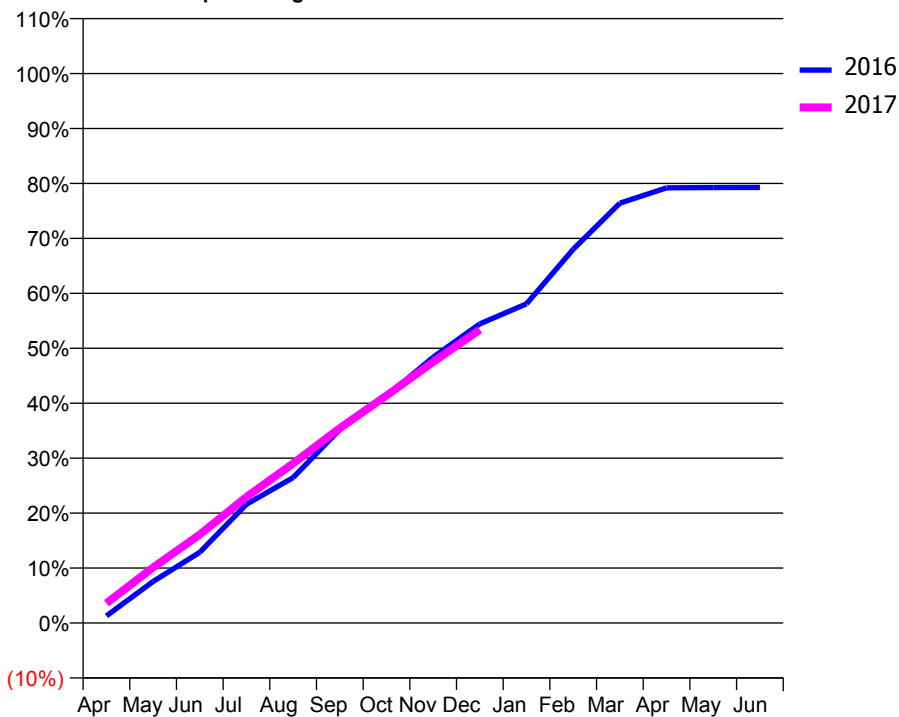
### ACCESS\*

Patients seen in 24 months	Total	Change since previous quarter
Quarter ending December 2015	1,458	
Quarter ending March 2016	1,427	↓
Quarter ending June 2016	1,411	↓
Quarter ending September 2016	1,404	→
Quarter ending December 2016	1,393	→
<b>Variance since December 2015</b>	<b>(4.5%)</b>	<b>↓</b>



### ACTIVITY

Cumulative percentage of contracted UDA delivered 2016 & 2017



Month	Adjusted Scheduled Activity (UDA)	
	2016	2017
April	52	144
May	302	404
June	515	644
July	864	918
August	1,059	1,162
September	1,409	1,418
October	1,651	1,656
November	1,935	1,900
December	2,178	2,135
January	2,323	
February	2,721	
March	3,056	
April	3,168	
May	3,170	
June	3,171	

### QUALITY

	Quantity	Base Number	Contract	AT	Region	England
% of FP17s for the same patient ID Re-attending within 3 months - Children	103	1,762	5.8%	11.7%	13.4%	12.4%
% of FP17s for the same patient ID Re-attending within 3 months - Adults	0	0	N/A	15.7%	17.3%	16.6%
% of FP17s for the same patient ID Re-attending between 3 & 9 months - Children	1,413	1,762	80.2%	57.3%	58.9%	57.5%
% of FP17s for the same patient ID Re-attending between 3 & 9 months - Adults	0	0	N/A	52.2%	52.5%	50.4%
% of FP17s for Band 1 Urgent Courses	48	1,552	3.1%	8.3%	9.3%	9.1%
% of FP17s Relating to Free Repair or Replacements	0	1,552	0.0%	1.2%	1.0%	0.8%
% of FP17s Relating to Continuations	0	1,552	0.0%	1.6%	1.5%	1.3%
% of Patients satisfied with the dentistry they have received	0	0	N/A	92.5%	93.1%	92.7%
% of Patients satisfied with the time they had to wait for an appointment	0	0	N/A	90.6%	89.8%	88.8%

\* This is based on patients treated on this contract for their most recent course of treatment. Figures in italics indicate the base number of FP17s or Patient Questionnaire responses are less than 100. N/A is shown where the base number of responses is less than 10 during the period. % is calculated as Quantity/Base number\*100

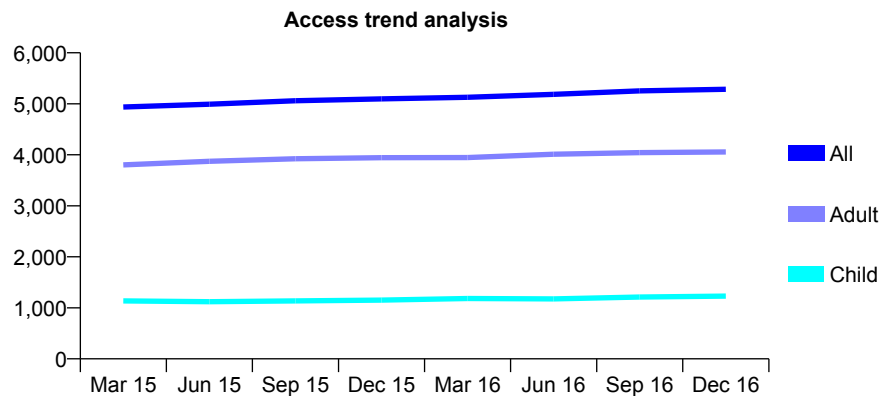
## Q49 - Vital Signs At a Glance Contract Report for 275786/0005 - December 2016

Name or company name	MR MA QURAISHI
Contract type name	GDS Contract
Purpose of contract	General
Contract start date	01/11/2010
Contract end date	

16/17 Contracted general activity (UDA)	21,309
Carry forward general activity (UDA)	659
16/17 Contracted orthodontic activity (UOA)	0
Carry forward orthodontic activity (UOA)	0
Baseline contract value	£474,813.15

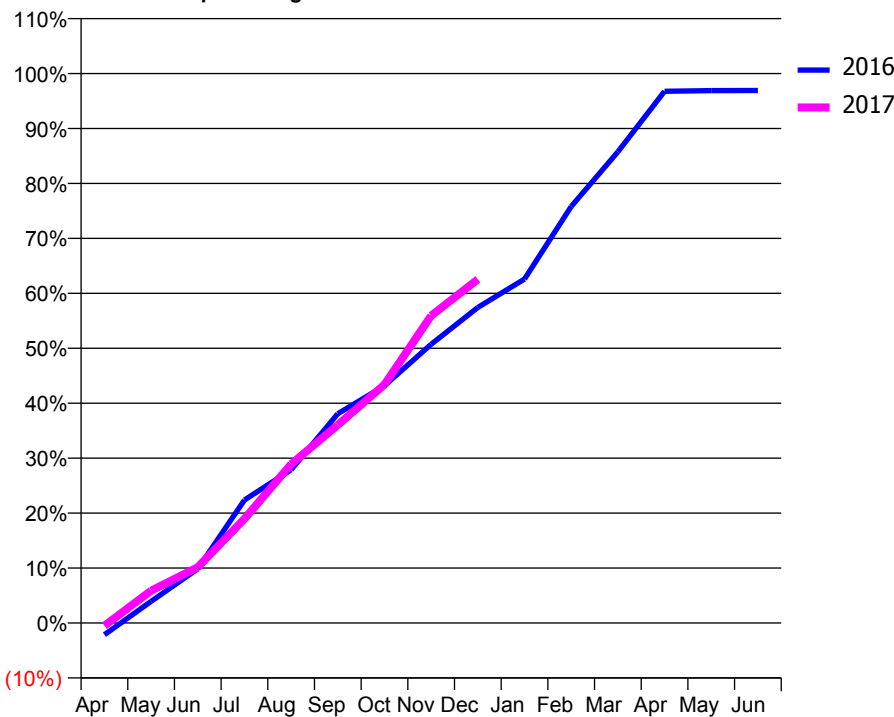
### ACCESS\*

Patients seen in 24 months	Total	Change since previous quarter
Quarter ending December 2015	5,097	
Quarter ending March 2016	5,129	→
Quarter ending June 2016	5,186	→
Quarter ending September 2016	5,253	→
Quarter ending December 2016	5,285	→
<b>Variance since December 2015</b>	<b>3.7%</b>	<b>↑</b>



### ACTIVITY

Cumulative percentage of contracted UDA delivered 2016 & 2017



Month	Adjusted Scheduled Activity (UDA)	
	2016	2017
April	-457	-112
May	840	1,254
June	2,103	2,164
July	4,768	4,040
August	5,945	6,163
September	8,115	7,683
October	9,200	9,248
November	10,812	11,916
December	12,235	13,328
January	13,339	
February	16,152	
March	18,274	
April	20,621	
May	20,646	
June	20,650	

### QUALITY

	Quantity	Base Number	Contract	AT	Region	England
% of FP17s for the same patient ID Re-attending within 3 months - Children	103	1,457	7.1%	11.7%	13.4%	12.4%
% of FP17s for the same patient ID Re-attending within 3 months - Adults	620	4,300	14.4%	15.7%	17.3%	16.6%
% of FP17s for the same patient ID Re-attending between 3 & 9 months - Children	913	1,457	62.7%	57.3%	58.9%	57.5%
% of FP17s for the same patient ID Re-attending between 3 & 9 months - Adults	2,374	4,300	55.2%	52.2%	52.5%	50.4%
% of FP17s for Band 1 Urgent Courses	433	5,134	8.4%	8.3%	9.3%	9.1%
% of FP17s Relating to Free Repair or Replacements	90	5,134	1.8%	1.2%	1.0%	0.8%
% of FP17s Relating to Continuations	53	5,134	1.0%	1.6%	1.5%	1.3%
% of Patients satisfied with the dentistry they have received	10	11	90.9%	92.5%	93.1%	92.7%
% of Patients satisfied with the time they had to wait for an appointment	9	11	81.8%	90.6%	89.8%	88.8%

\* This is based on patients treated on this contract for their most recent course of treatment. Figures in italics indicate the base number of FP17s or Patient Questionnaire responses are less than 100. N/A is shown where the base number of responses is less than 10 during the period. % is calculated as Quantity/Base number\*100



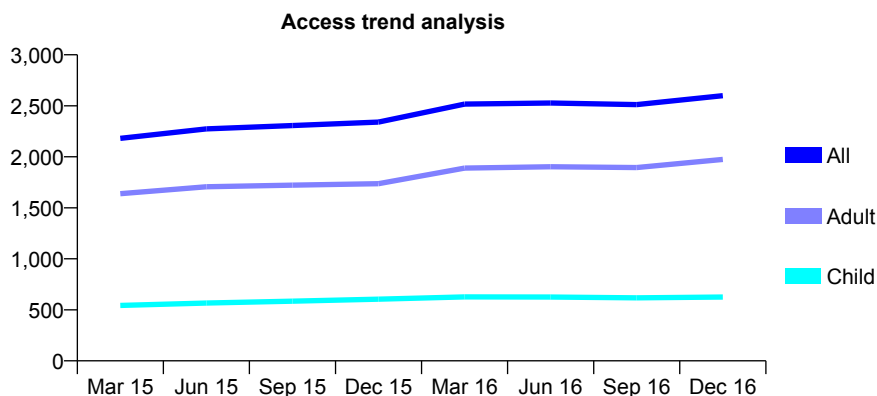
## Q49 - Vital Signs At a Glance Contract Report for 275786/0006 - December 2016

Name or company name	MR MA QURAISHI
Contract type name	GDS Contract
Purpose of contract	General
Contract start date	01/07/2011
Contract end date	

16/17 Contracted general activity (UDA)	10,507
Carry forward general activity (UDA)	0
16/17 Contracted orthodontic activity (UOA)	0
Carry forward orthodontic activity (UOA)	0
Baseline contract value	£229,911.41

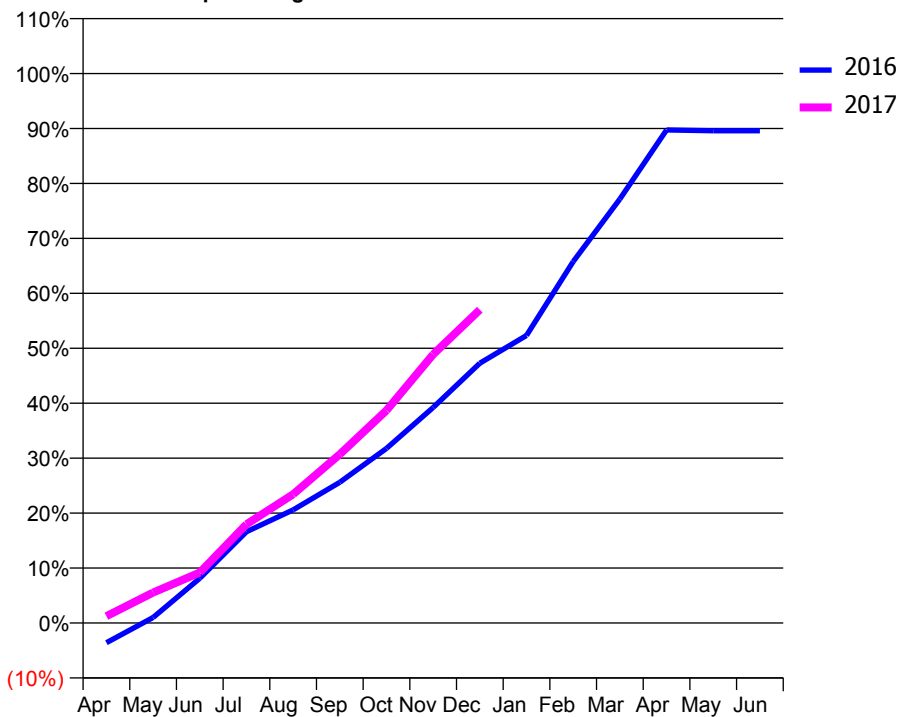
### ACCESS\*

Patients seen in 24 months	Total	Change since previous quarter
Quarter ending December 2015	2,341	
Quarter ending March 2016	2,517	↑
Quarter ending June 2016	2,528	→
Quarter ending September 2016	2,512	→
Quarter ending December 2016	2,599	↑
<b>Variance since December 2015</b>	<b>11.0%</b>	<b>↑</b>



### ACTIVITY

Cumulative percentage of contracted UDA delivered 2016 & 2017



Adjusted Scheduled Activity (UDA)

Month	2016	2017
April	-379	131
May	106	583
June	855	965
July	1,745	1,888
August	2,163	2,461
September	2,691	3,228
October	3,339	4,065
November	4,123	5,137
December	4,967	5,991
January	5,500	
February	6,910	
March	8,107	
April	9,427	
May	9,412	
June	9,413	

### QUALITY

	Quantity	Base Number	Contract	AT	Region	England
% of FP17s for the same patient ID Re-attending within 3 months - Children	77	721	10.7%	11.7%	13.4%	12.4%
% of FP17s for the same patient ID Re-attending within 3 months - Adults	336	1,992	16.9%	15.7%	17.3%	16.6%
% of FP17s for the same patient ID Re-attending between 3 & 9 months - Children	393	721	54.5%	57.3%	58.9%	57.5%
% of FP17s for the same patient ID Re-attending between 3 & 9 months - Adults	965	1,992	48.4%	52.2%	52.5%	50.4%
% of FP17s for Band 1 Urgent Courses	212	2,338	9.1%	8.3%	9.3%	9.1%
% of FP17s Relating to Free Repair or Replacements	67	2,338	2.9%	1.2%	1.0%	0.8%
% of FP17s Relating to Continuations	24	2,338	1.0%	1.6%	1.5%	1.3%
% of Patients satisfied with the dentistry they have received	5	5	N/A	92.5%	93.1%	92.7%
% of Patients satisfied with the time they had to wait for an appointment	5	5	N/A	90.6%	89.8%	88.8%

\* This is based on patients treated on this contract for their most recent course of treatment. Figures in italics indicate the base number of FP17s or Patient Questionnaire responses are less than 100. N/A is shown where the base number of responses is less than 10 during the period. % is calculated as Quantity/Base number\*100

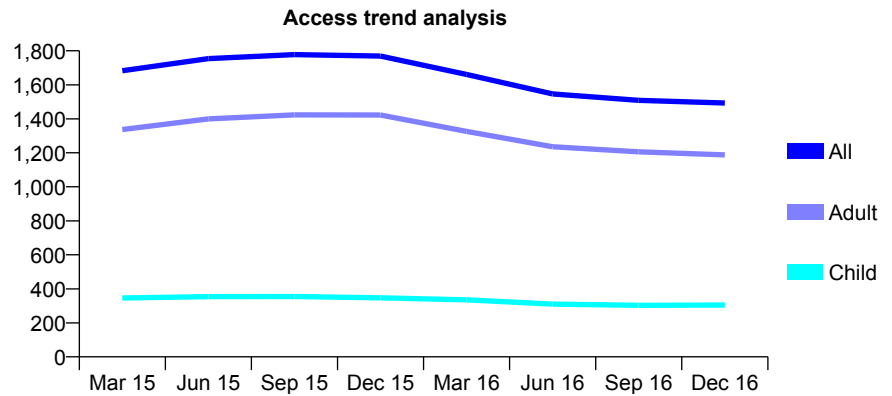
## Q49 - Vital Signs At a Glance Contract Report for 275786/0007 - December 2016

Name or company name	MR MA QURAISHI
Contract type name	GDS Contract
Purpose of contract	General
Contract start date	16/12/2013
Contract end date	

16/17 Contracted general activity (UDA)	7,281
Carry forward general activity (UDA)	0
16/17 Contracted orthodontic activity (UOA)	0
Carry forward orthodontic activity (UOA)	0
Baseline contract value	£191,093.69

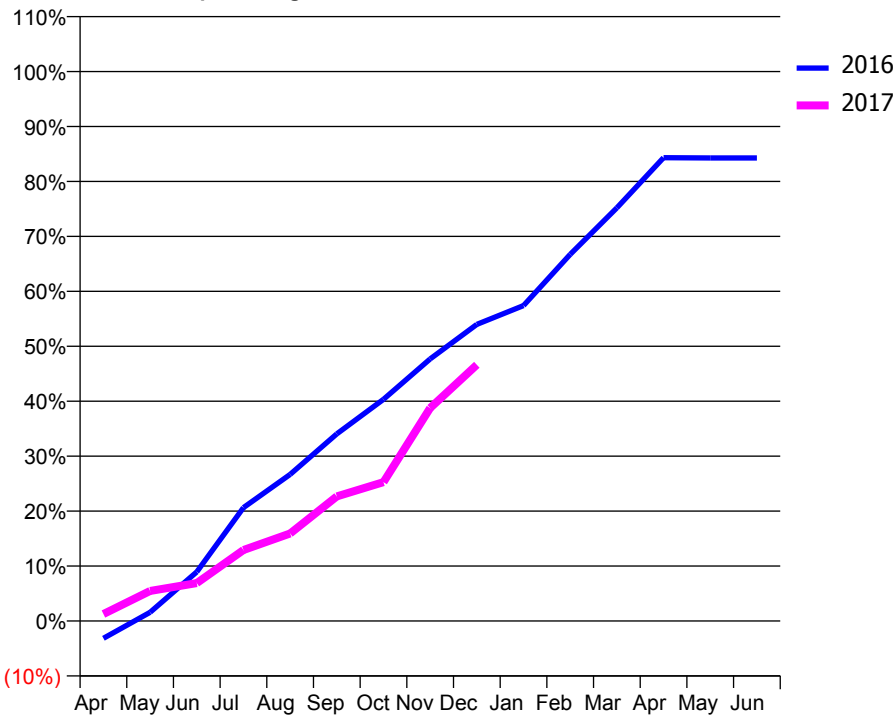
### ACCESS\*

Patients seen in 24 months	Total	Change since previous quarter
Quarter ending December 2015	1,769	
Quarter ending March 2016	1,661	↓
Quarter ending June 2016	1,546	↓
Quarter ending September 2016	1,509	↓
Quarter ending December 2016	1,493	↓
<b>Variance since December 2015</b>	<b>(15.6%)</b>	<b>↓</b>



### ACTIVITY

Cumulative percentage of contracted UDA delivered 2016 & 2017



Month	Adjusted Scheduled Activity (UDA)	
	2016	2017
April	-230	93
May	115	399
June	651	502
July	1,504	941
August	1,943	1,161
September	2,480	1,651
October	2,937	1,840
November	3,473	2,822
December	3,930	3,395
January	4,180	
February	4,857	
March	5,474	
April	6,139	
May	6,136	
June	6,136	

### QUALITY

	Quantity	Base Number	Contract	AT	Region	England
% of FP17s for the same patient ID Re-attending within 3 months - Children	28	320	8.8%	11.7%	13.4%	12.4%
% of FP17s for the same patient ID Re-attending within 3 months - Adults	168	1,020	16.5%	15.7%	17.3%	16.6%
% of FP17s for the same patient ID Re-attending between 3 & 9 months - Children	206	320	64.4%	57.3%	58.9%	57.5%
% of FP17s for the same patient ID Re-attending between 3 & 9 months - Adults	598	1,020	58.6%	52.2%	52.5%	50.4%
% of FP17s for Band 1 Urgent Courses	77	1,144	6.7%	8.3%	9.3%	9.1%
% of FP17s Relating to Free Repair or Replacements	22	1,144	1.9%	1.2%	1.0%	0.8%
% of FP17s Relating to Continuations	9	1,144	0.8%	1.6%	1.5%	1.3%
% of Patients satisfied with the dentistry they have received	6	7	N/A	92.5%	93.1%	92.7%
% of Patients satisfied with the time they had to wait for an appointment	7	7	N/A	90.6%	89.8%	88.8%

\* This is based on patients treated on this contract for their most recent course of treatment. Figures in italics indicate the base number of FP17s or Patient Questionnaire responses are less than 100. N/A is shown where the base number of responses is less than 10 during the period. % is calculated as Quantity/Base number\*100

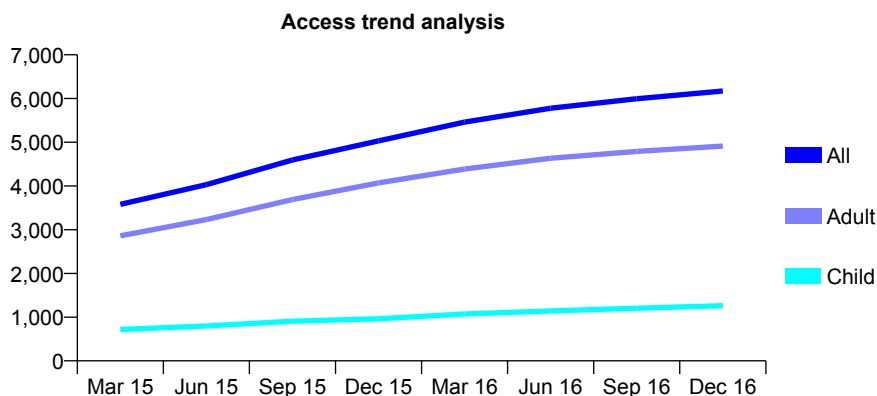
## Q49 - Vital Signs At a Glance Contract Report for 303194/0003 - December 2016

Name or company name	MR AA WAUGH
Contract type name	GDS Contract
Purpose of contract	General
Contract start date	01/06/2014
Contract end date	

16/17 Contracted general activity (UDA)	21,177
Carry forward general activity (UDA)	0
16/17 Contracted orthodontic activity (UOA)	0
Carry forward orthodontic activity (UOA)	0
Baseline contract value	£465,339.99

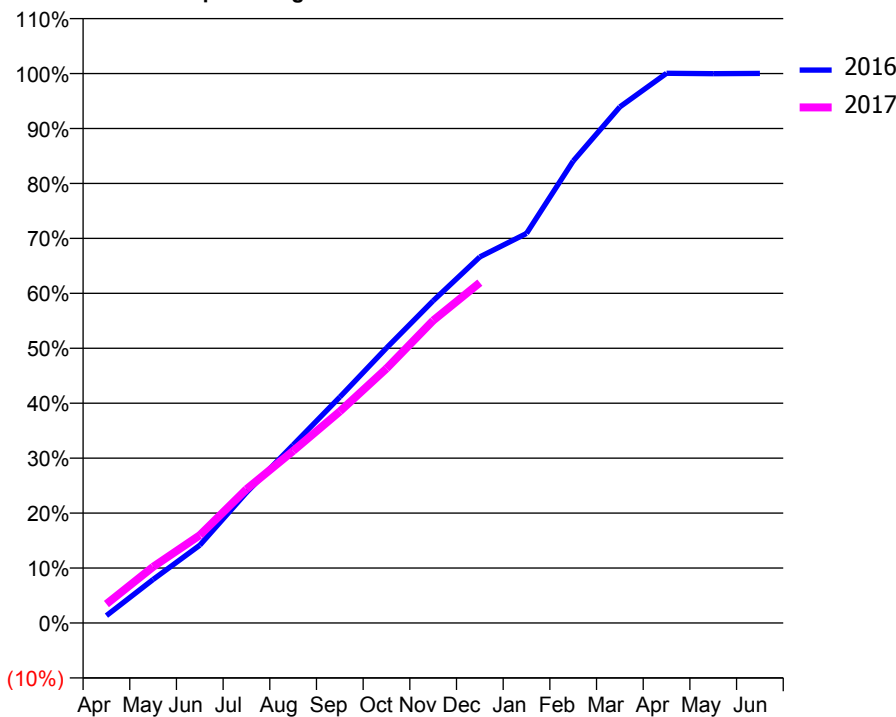
### ACCESS\*

Patients seen in 24 months	Total	Change since previous quarter
Quarter ending December 2015	5,032	
Quarter ending March 2016	5,460	↑
Quarter ending June 2016	5,778	↑
Quarter ending September 2016	5,994	↑
Quarter ending December 2016	6,172	↑
<b>Variance since December 2015</b>	<b>22.7%</b>	<b>↑</b>



### ACTIVITY

Cumulative percentage of contracted UDA delivered 2016 & 2017



Month	Adjusted Scheduled Activity (UDA)	
	2016	2017
April	243	733
May	1,435	2,164
June	2,565	3,385
July	4,299	5,155
August	5,868	6,630
September	7,447	8,152
October	9,064	9,807
November	10,621	11,656
December	12,062	13,118
January	12,838	
February	15,224	
March	17,007	
April	18,116	
May	18,104	
June	18,111	

### QUALITY

	Quantity	Base Number	Contract	AT	Region	England
% of FP17s for the same patient ID Re-attending within 3 months - Children	61	1,190	5.1%	11.7%	13.4%	12.4%
% of FP17s for the same patient ID Re-attending within 3 months - Adults	456	4,182	10.9%	15.7%	17.3%	16.6%
% of FP17s for the same patient ID Re-attending between 3 & 9 months - Children	569	1,190	47.8%	57.3%	58.9%	57.5%
% of FP17s for the same patient ID Re-attending between 3 & 9 months - Adults	1,885	4,182	45.1%	52.2%	52.5%	50.4%
% of FP17s for Band 1 Urgent Courses	154	4,939	3.1%	8.3%	9.3%	9.1%
% of FP17s Relating to Free Repair or Replacements	23	4,939	0.5%	1.2%	1.0%	0.8%
% of FP17s Relating to Continuations	140	4,939	2.8%	1.6%	1.5%	1.3%
% of Patients satisfied with the dentistry they have received	10	10	100.0%	92.5%	93.1%	92.7%
% of Patients satisfied with the time they had to wait for an appointment	10	10	100.0%	90.6%	89.8%	88.8%

\* This is based on patients treated on this contract for their most recent course of treatment. Figures in italics indicate the base number of FP17s or Patient Questionnaire responses are less than 100. N/A is shown where the base number of responses is less than 10 during the period. % is calculated as Quantity/Base number\*100

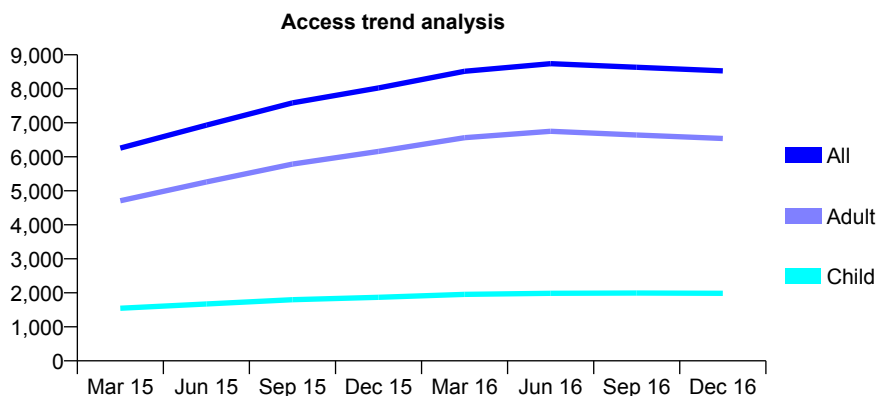
## Q49 - Vital Signs At a Glance Contract Report for 303194/0004 - December 2016

Name or company name	MR AA WAUGH
Contract type name	GDS Contract
Purpose of contract	General
Contract start date	01/06/2014
Contract end date	

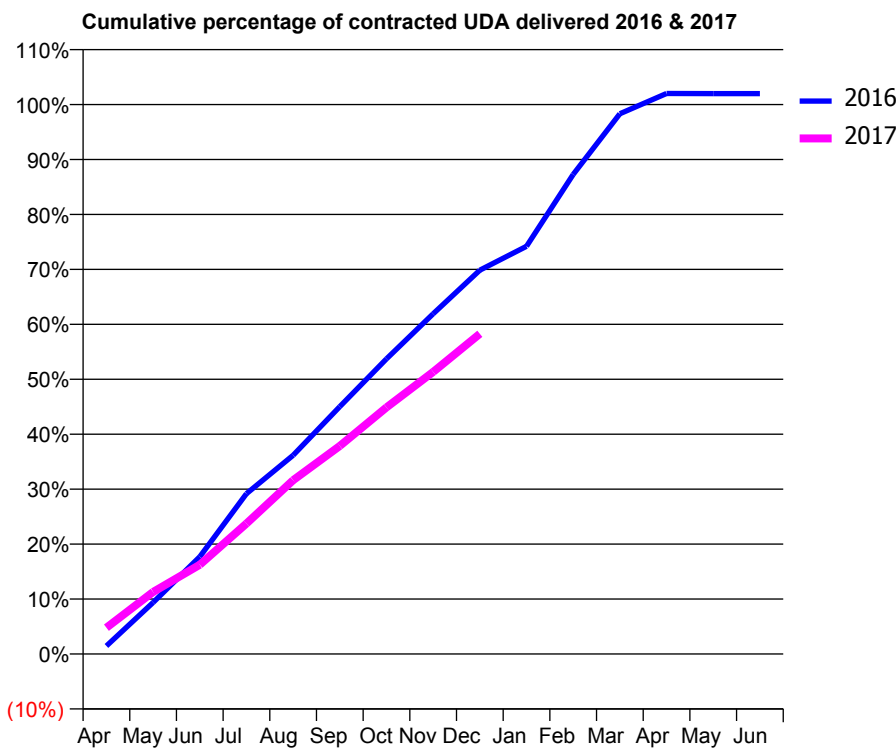
16/17 Contracted general activity (UDA)	29,358
Carry forward general activity (UDA)	0
16/17 Contracted orthodontic activity (UOA)	0
Carry forward orthodontic activity (UOA)	0
Baseline contract value	£698,263.61

### ACCESS\*

Patients seen in 24 months	Total	Change since previous quarter
Quarter ending December 2015	8,024	
Quarter ending March 2016	8,515	↑
Quarter ending June 2016	8,740	↑
Quarter ending September 2016	8,634	↓
Quarter ending December 2016	8,527	↓
<b>Variance since December 2015</b>	<b>6.3%</b>	<b>↑</b>



### ACTIVITY



Month	Adjusted Scheduled Activity (UDA)	
	2016	2017
April	368	1,409
May	2,345	3,319
June	4,424	4,771
July	7,296	6,973
August	9,045	9,289
September	11,258	11,118
October	13,428	13,175
November	15,478	15,073
December	17,462	17,108
January	18,548	
February	21,818	
March	24,579	
April	25,503	
May	25,496	
June	25,494	

### QUALITY

	Quantity	Base Number	Contract	AT	Region	England
% of FP17s for the same patient ID Re-attending within 3 months - Children	87	1,906	4.6%	11.7%	13.4%	12.4%
% of FP17s for the same patient ID Re-attending within 3 months - Adults	571	5,518	10.3%	15.7%	17.3%	16.6%
% of FP17s for the same patient ID Re-attending between 3 & 9 months - Children	1,102	1,906	57.8%	57.3%	58.9%	57.5%
% of FP17s for the same patient ID Re-attending between 3 & 9 months - Adults	2,967	5,518	53.8%	52.2%	52.5%	50.4%
% of FP17s for Band 1 Urgent Courses	163	7,008	2.3%	8.3%	9.3%	9.1%
% of FP17s Relating to Free Repair or Replacements	89	7,008	1.3%	1.2%	1.0%	0.8%
% of FP17s Relating to Continuations	97	7,008	1.4%	1.6%	1.5%	1.3%
% of Patients satisfied with the dentistry they have received	8	9	N/A	92.5%	93.1%	92.7%
% of Patients satisfied with the time they had to wait for an appointment	8	9	N/A	90.6%	89.8%	88.8%

\* This is based on patients treated on this contract for their most recent course of treatment. Figures in italics indicate the base number of FP17s or Patient Questionnaire responses are less than 100. N/A is shown where the base number of responses is less than 10 during the period. % is calculated as Quantity/Base number\*100

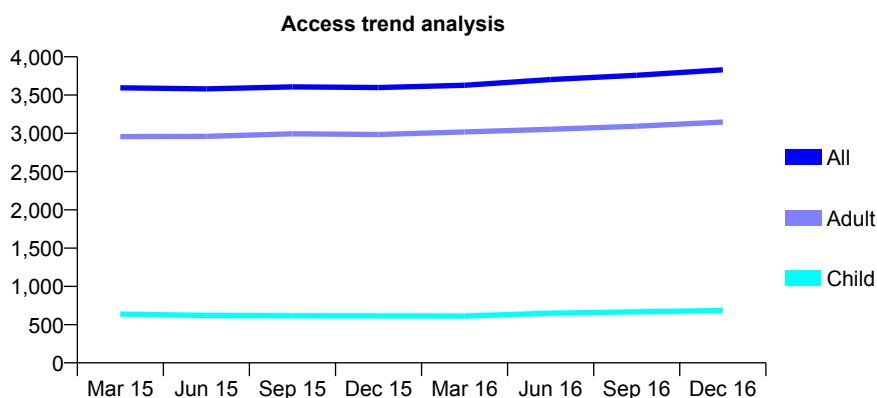
## Q49 - Vital Signs At a Glance Contract Report for 306266/0001 - December 2016

Name or company name	Mr YA Nojib and Mr J Robinson
Contract type name	GDS Contract
Purpose of contract	General
Contract start date	01/04/2006
Contract end date	

16/17 Contracted general activity (UDA)	10,000
Carry forward general activity (UDA)	0
16/17 Contracted orthodontic activity (UOA)	0
Carry forward orthodontic activity (UOA)	0
Baseline contract value	£273,933.37

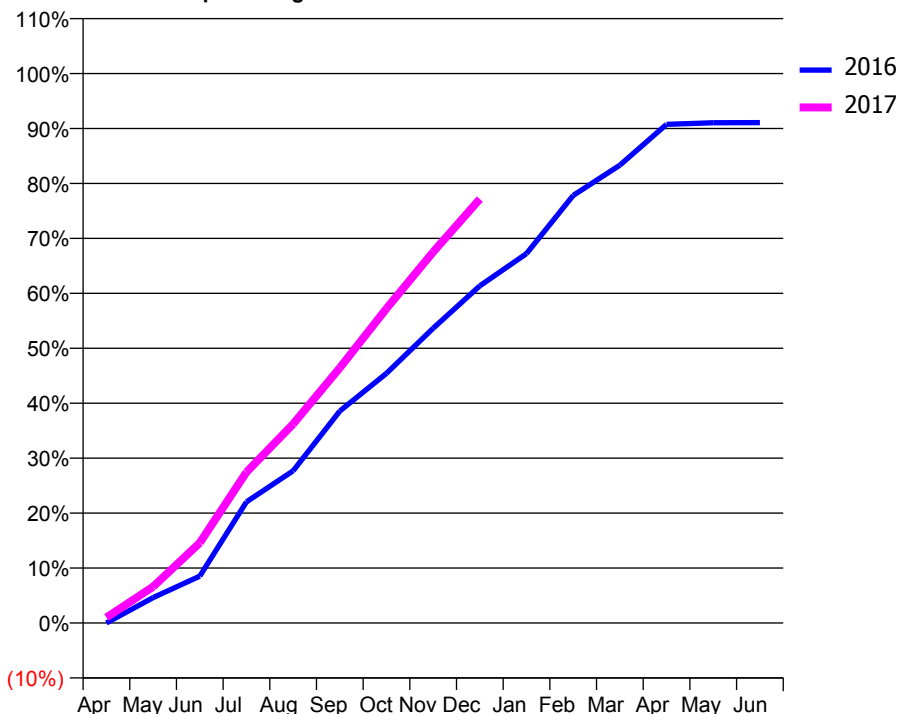
### ACCESS\*

Patients seen in 24 months	Total	Change since previous quarter
Quarter ending December 2015	3,598	
Quarter ending March 2016	3,628	→
Quarter ending June 2016	3,702	↑
Quarter ending September 2016	3,759	→
Quarter ending December 2016	3,830	→
<b>Variance since December 2015</b>	<b>6.4%</b>	<b>↑</b>



### ACTIVITY

Cumulative percentage of contracted UDA delivered 2016 & 2017



Month	Adjusted Scheduled Activity (UDA)	
	2016	2017
April	0	100
May	463	661
June	853	1,459
July	2,205	2,746
August	2,771	3,622
September	3,858	4,644
October	4,544	5,723
November	5,363	6,752
December	6,136	7,716
January	6,722	
February	7,782	
March	8,332	
April	9,074	
May	9,104	
June	9,106	

### QUALITY

	Quantity	Base Number	Contract	AT	Region	England
% of FP17s for the same patient ID Re-attending within 3 months - Children	40	719	5.6%	11.7%	13.4%	12.4%
% of FP17s for the same patient ID Re-attending within 3 months - Adults	518	3,545	14.6%	15.7%	17.3%	16.6%
% of FP17s for the same patient ID Re-attending between 3 & 9 months - Children	329	719	45.8%	57.3%	58.9%	57.5%
% of FP17s for the same patient ID Re-attending between 3 & 9 months - Adults	1,795	3,545	50.6%	52.2%	52.5%	50.4%
% of FP17s for Band 1 Urgent Courses	262	3,780	6.9%	8.3%	9.3%	9.1%
% of FP17s Relating to Free Repair or Replacements	30	3,780	0.8%	1.2%	1.0%	0.8%
% of FP17s Relating to Continuations	74	3,780	2.0%	1.6%	1.5%	1.3%
% of Patients satisfied with the dentistry they have received	2	2	N/A	92.5%	93.1%	92.7%
% of Patients satisfied with the time they had to wait for an appointment	2	2	N/A	90.6%	89.8%	88.8%

\* This is based on patients treated on this contract for their most recent course of treatment. Figures in italics indicate the base number of FP17s or Patient Questionnaire responses are less than 100. N/A is shown where the base number of responses is less than 10 during the period. % is calculated as Quantity/Base number\*100

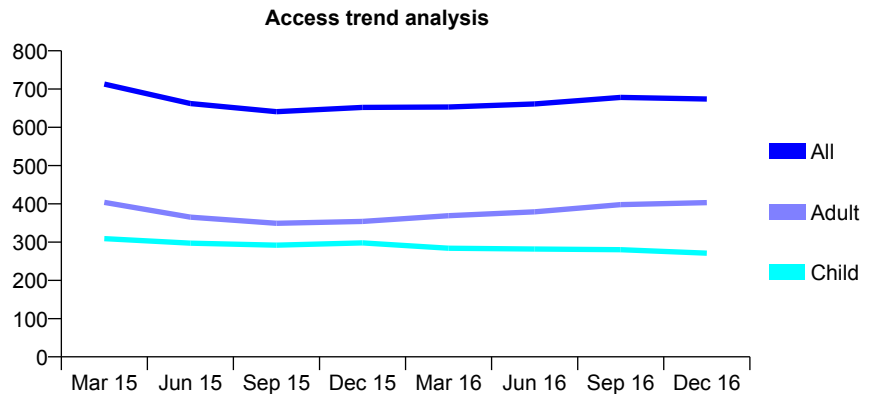
## Q49 - Vital Signs At a Glance Contract Report for 309516/0001 - December 2016

Name or company name	DR ID GRIME
Contract type name	GDS Contract
Purpose of contract	General
Contract start date	01/04/2006
Contract end date	

16/17 Contracted general activity (UDA)	1,650
Carry forward general activity (UDA)	0
16/17 Contracted orthodontic activity (UOA)	0
Carry forward orthodontic activity (UOA)	0
Baseline contract value	£42,235.02

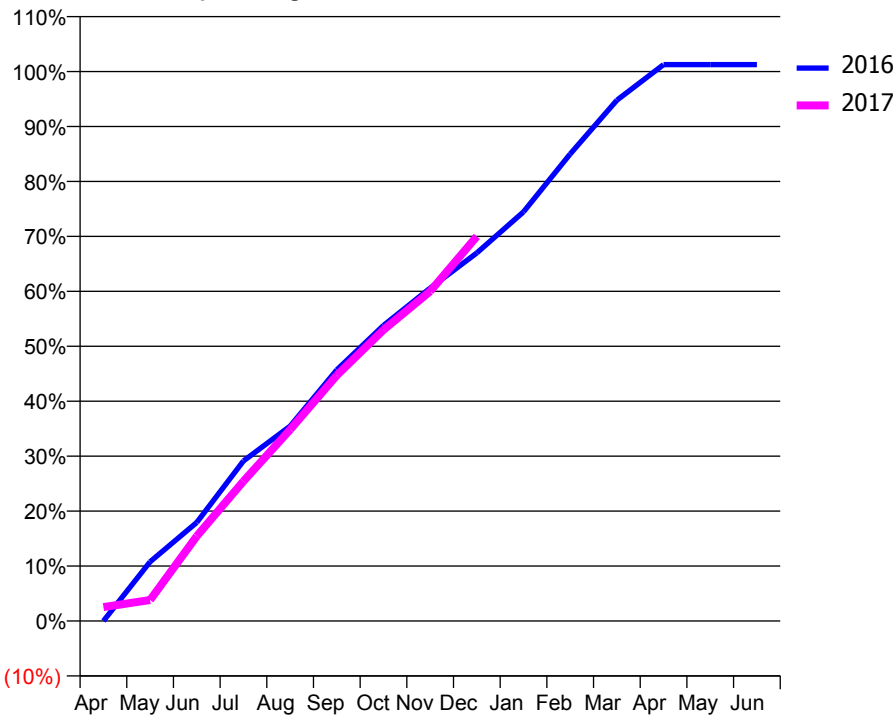
### ACCESS\*

Patients seen in 24 months	Total	Change since previous quarter
Quarter ending December 2015	652	
Quarter ending March 2016	653	→
Quarter ending June 2016	661	→
Quarter ending September 2016	678	↑
Quarter ending December 2016	674	→
<b>Variance since December 2015</b>	<b>3.4%</b>	<b>↑</b>



### ACTIVITY

Cumulative percentage of contracted UDA delivered 2016 & 2017



Month	Adjusted Scheduled Activity (UDA)	
	2016	2017
April	0	42
May	178	63
June	296	255
July	481	420
August	585	575
September	754	738
October	888	874
November	1,000	990
December	1,105	1,155
January	1,229	
February	1,402	
March	1,564	
April	1,671	
May	1,671	
June	1,671	

### QUALITY

	Quantity	Base Number	Contract	AT	Region	England
% of FP17s for the same patient ID Re-attending within 3 months - Children	16	310	5.2%	11.7%	13.4%	12.4%
% of FP17s for the same patient ID Re-attending within 3 months - Adults	53	459	11.5%	15.7%	17.3%	16.6%
% of FP17s for the same patient ID Re-attending between 3 & 9 months - Children	199	310	64.2%	57.3%	58.9%	57.5%
% of FP17s for the same patient ID Re-attending between 3 & 9 months - Adults	299	459	65.1%	52.2%	52.5%	50.4%
% of FP17s for Band 1 Urgent Courses	35	702	5.0%	8.3%	9.3%	9.1%
% of FP17s Relating to Free Repair or Replacements	1	702	0.1%	1.2%	1.0%	0.8%
% of FP17s Relating to Continuations	11	702	1.6%	1.6%	1.5%	1.3%
% of Patients satisfied with the dentistry they have received	0	0	N/A	92.5%	93.1%	92.7%
% of Patients satisfied with the time they had to wait for an appointment	0	0	N/A	90.6%	89.8%	88.8%

\* This is based on patients treated on this contract for their most recent course of treatment. Figures in italics indicate the base number of FP17s or Patient Questionnaire responses are less than 100. N/A is shown where the base number of responses is less than 10 during the period. % is calculated as Quantity/Base number\*100

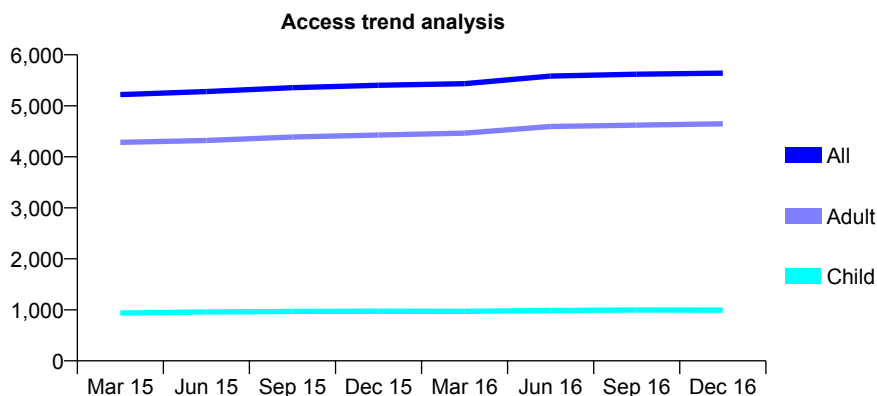
## Q49 - Vital Signs At a Glance Contract Report for 320978/0001 - December 2016

Name or company name	MR SL MCKENZIE
Contract type name	GDS Contract
Purpose of contract	General and Orthodontic
Contract start date	01/04/2006
Contract end date	

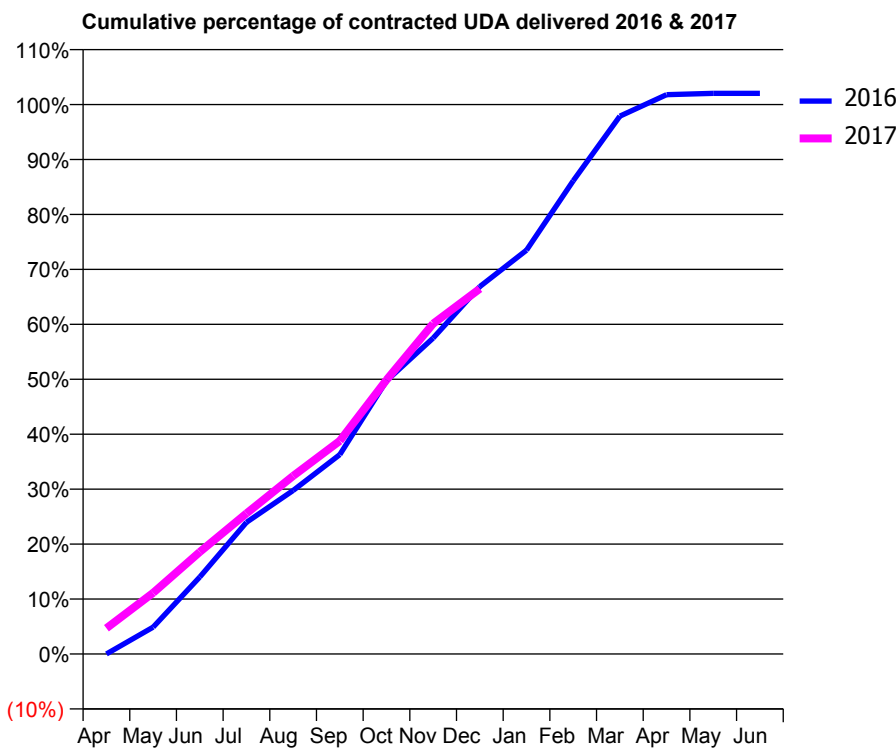
16/17 Contracted general activity (UDA)	13,427
Carry forward general activity (UDA)	0
16/17 Contracted orthodontic activity (UOA)	0
Carry forward orthodontic activity (UOA)	0
Baseline contract value	£389,939.30

### ACCESS\*

Patients seen in 24 months	Total	Change since previous quarter
Quarter ending December 2015	5,402	
Quarter ending March 2016	5,435	→
Quarter ending June 2016	5,583	↑
Quarter ending September 2016	5,619	→
Quarter ending December 2016	5,640	→
<b>Variance since December 2015</b>	<b>4.4%</b>	<b>↑</b>



### ACTIVITY



Month	Adjusted Scheduled Activity (UDA)	
	2016	2017
April	0	632
May	656	1,493
June	1,877	2,494
July	3,206	3,437
August	3,985	4,352
September	4,858	5,210
October	6,653	6,698
November	7,697	8,072
December	8,950	8,927
January	9,839	
February	11,528	
March	13,101	
April	13,625	
May	13,656	
June	13,659	

### QUALITY

	Quantity	Base Number	Contract	AT	Region	England
% of FP17s for the same patient ID Re-attending within 3 months - Children	88	1,027	8.6%	11.7%	13.4%	12.4%
% of FP17s for the same patient ID Re-attending within 3 months - Adults	892	4,731	18.9%	15.7%	17.3%	16.6%
% of FP17s for the same patient ID Re-attending between 3 & 9 months - Children	554	1,027	53.9%	57.3%	58.9%	57.5%
% of FP17s for the same patient ID Re-attending between 3 & 9 months - Adults	2,382	4,731	50.3%	52.2%	52.5%	50.4%
% of FP17s for Band 1 Urgent Courses	543	4,986	10.9%	8.3%	9.3%	9.1%
% of FP17s Relating to Free Repair or Replacements	33	4,986	0.7%	1.2%	1.0%	0.8%
% of FP17s Relating to Continuations	79	4,986	1.6%	1.6%	1.5%	1.3%
% of Patients satisfied with the dentistry they have received	53	55	96.4%	92.5%	93.1%	92.7%
% of Patients satisfied with the time they had to wait for an appointment	52	55	94.5%	90.6%	89.8%	88.8%

\* This is based on patients treated on this contract for their most recent course of treatment. Figures in italics indicate the base number of FP17s or Patient Questionnaire responses are less than 100. N/A is shown where the base number of responses is less than 10 during the period. % is calculated as Quantity/Base number\*100



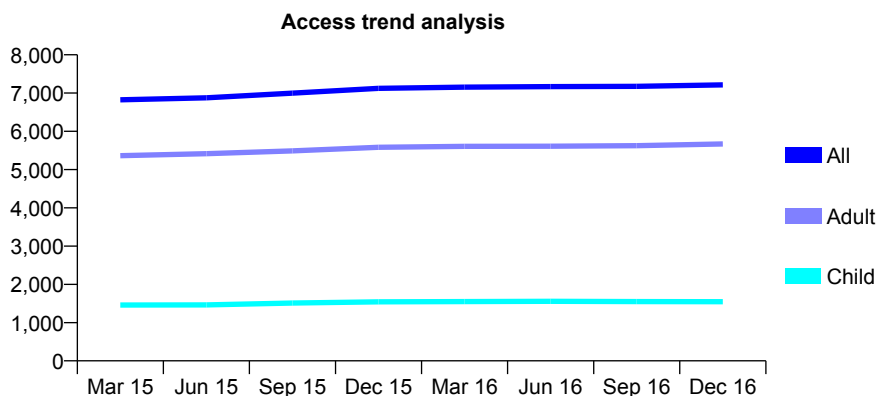
## Q49 - Vital Signs At a Glance Contract Report for 324604/0001 - December 2016

Name or company name	MR MG HAILS
Contract type name	GDS Contract
Purpose of contract	General and Orthodontic
Contract start date	01/04/2006
Contract end date	

16/17 Contracted general activity (UDA)	18,652
Carry forward general activity (UDA)	0
16/17 Contracted orthodontic activity (UOA)	119
Carry forward orthodontic activity (UOA)	0
Baseline contract value	£443,625.29

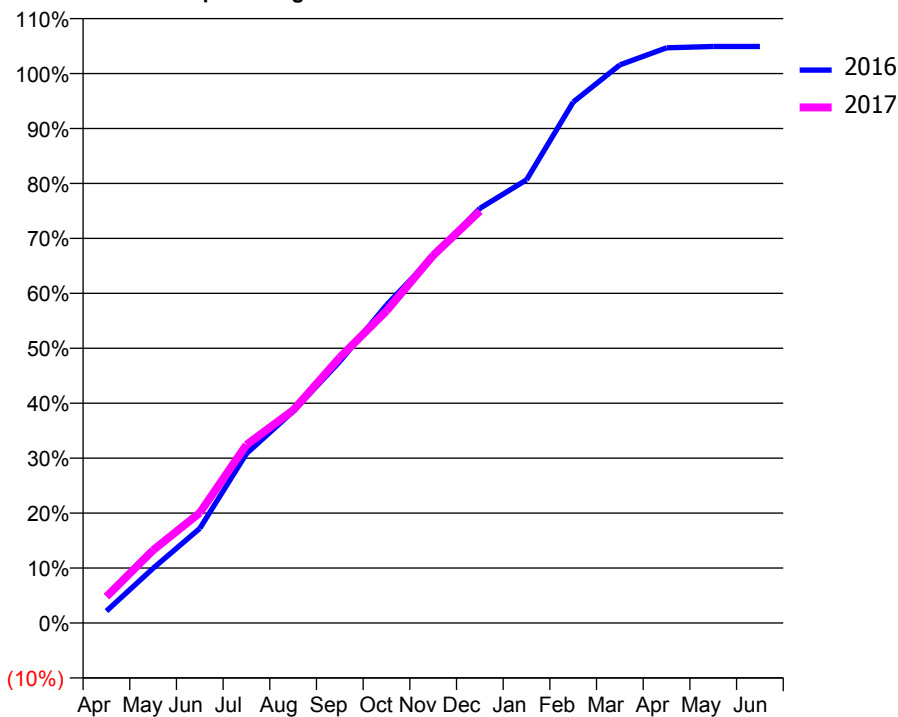
### ACCESS\*

Patients seen in 24 months	Total	Change since previous quarter
Quarter ending December 2015	7,125	
Quarter ending March 2016	7,156	→
Quarter ending June 2016	7,169	→
Quarter ending September 2016	7,176	→
Quarter ending December 2016	7,214	→
<b>Variance since December 2015</b>	<b>1.2%</b>	<b>→</b>



### ACTIVITY

**Cumulative percentage of contracted UDA delivered 2016 & 2017**



Month	Adjusted Scheduled Activity (UDA)	
	2016	2017
April	406	894
May	1,858	2,471
June	3,214	3,741
July	5,752	6,049
August	7,186	7,224
September	8,878	9,014
October	10,794	10,594
November	12,455	12,477
December	14,073	13,984
January	15,043	
February	17,681	
March	18,943	
April	19,526	
May	19,571	
June	19,571	

### QUALITY

	Quantity	Base Number	Contract	AT	Region	England
% of FP17s for the same patient ID Re-attending within 3 months - Children	72	1,492	4.8%	11.7%	13.4%	12.4%
% of FP17s for the same patient ID Re-attending within 3 months - Adults	624	5,333	11.7%	15.7%	17.3%	16.6%
% of FP17s for the same patient ID Re-attending between 3 & 9 months - Children	790	1,492	52.9%	57.3%	58.9%	57.5%
% of FP17s for the same patient ID Re-attending between 3 & 9 months - Adults	2,629	5,333	49.3%	52.2%	52.5%	50.4%
% of FP17s for Band 1 Urgent Courses	421	6,508	6.5%	8.3%	9.3%	9.1%
% of FP17s Relating to Free Repair or Replacements	36	6,508	0.6%	1.2%	1.0%	0.8%
% of FP17s Relating to Continuations	110	6,508	1.7%	1.6%	1.5%	1.3%
% of Patients satisfied with the dentistry they have received	12	12	100.0%	92.5%	93.1%	92.7%
% of Patients satisfied with the time they had to wait for an appointment	12	12	100.0%	90.6%	89.8%	88.8%

\* This is based on patients treated on this contract for their most recent course of treatment. Figures in italics indicate the base number of FP17s or Patient Questionnaire responses are less than 100. N/A is shown where the base number of responses is less than 10 during the period. % is calculated as Quantity/Base number\*100

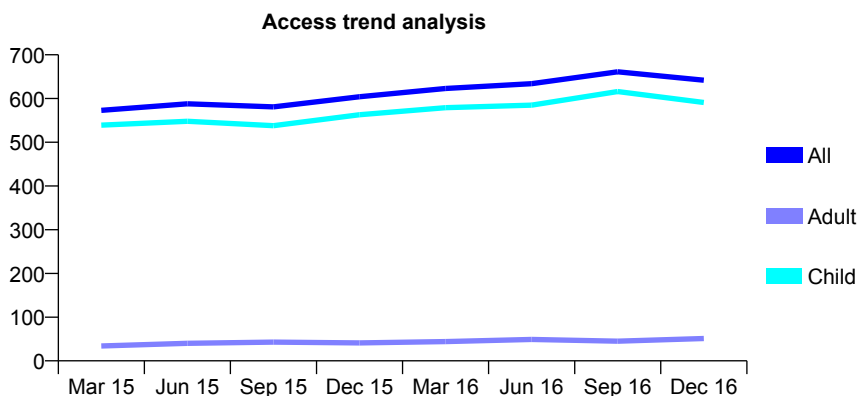
## Q49 - Vital Signs At a Glance Contract Report for 326976/0001 - December 2016

Name or company name	MR RA HELLEN
Contract type name	GDS Contract
Purpose of contract	General
Contract start date	01/04/2006
Contract end date	

16/17 Contracted general activity (UDA)	1,300
Carry forward general activity (UDA)	0
16/17 Contracted orthodontic activity (UOA)	0
Carry forward orthodontic activity (UOA)	0
Baseline contract value	£31,055.56

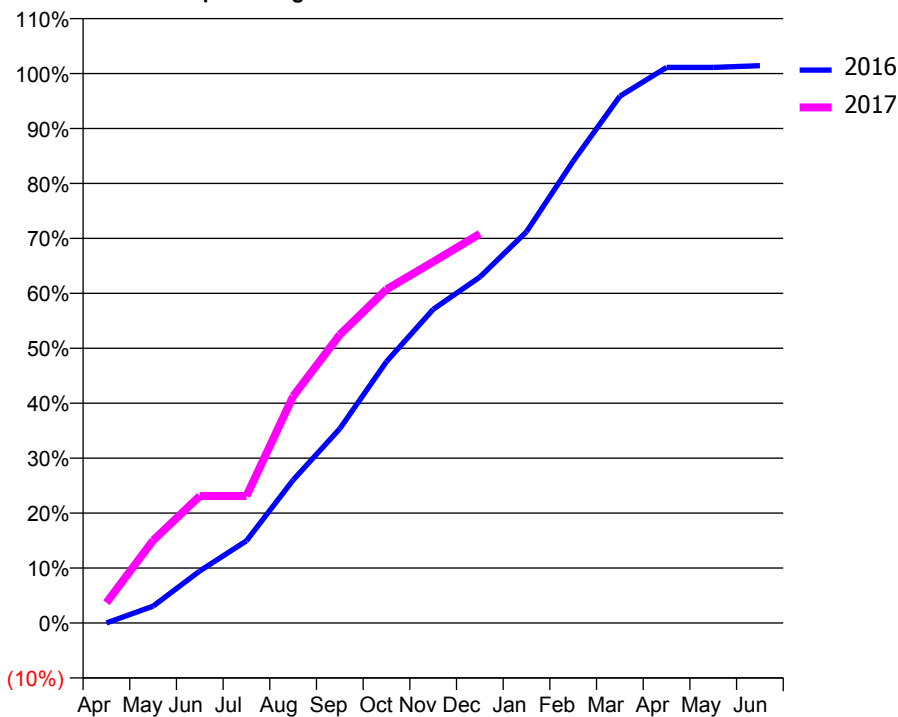
### ACCESS\*

Patients seen in 24 months	Total	Change since previous quarter
Quarter ending December 2015	604	
Quarter ending March 2016	623	↑
Quarter ending June 2016	634	→
Quarter ending September 2016	661	↑
Quarter ending December 2016	642	↓
<b>Variance since December 2015</b>	<b>6.3%</b>	<b>↑</b>



### ACTIVITY

Cumulative percentage of contracted UDA delivered 2016 & 2017



Month	Adjusted Scheduled Activity (UDA)	
	2016	2017
April	0	48
May	40	195
June	123	301
July	194	301
August	338	536
September	460	682
October	619	790
November	742	855
December	819	921
January	926	
February	1,093	
March	1,246	
April	1,314	
May	1,314	
June	1,318	

### QUALITY

	Quantity	Base Number	Contract	AT	Region	England
% of FP17s for the same patient ID Re-attending within 3 months - Children	70	663	10.6%	11.7%	13.4%	12.4%
% of FP17s for the same patient ID Re-attending within 3 months - Adults	0	1	0.0%	15.7%	17.3%	16.6%
% of FP17s for the same patient ID Re-attending between 3 & 9 months - Children	410	663	61.8%	57.3%	58.9%	57.5%
% of FP17s for the same patient ID Re-attending between 3 & 9 months - Adults	0	1	0.0%	52.2%	52.5%	50.4%
% of FP17s for Band 1 Urgent Courses	13	611	2.1%	8.3%	9.3%	9.1%
% of FP17s Relating to Free Repair or Replacements	0	611	0.0%	1.2%	1.0%	0.8%
% of FP17s Relating to Continuations	21	611	3.4%	1.6%	1.5%	1.3%
% of Patients satisfied with the dentistry they have received	0	0	N/A	92.5%	93.1%	92.7%
% of Patients satisfied with the time they had to wait for an appointment	0	0	N/A	90.6%	89.8%	88.8%

\* This is based on patients treated on this contract for their most recent course of treatment. Figures in italics indicate the base number of FP17s or Patient Questionnaire responses are less than 100. N/A is shown where the base number of responses is less than 10 during the period. % is calculated as Quantity/Base number\*100

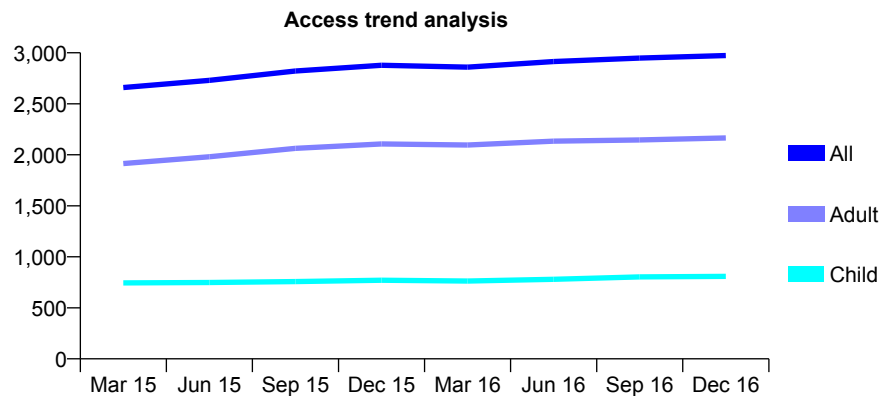
## Q49 - Vital Signs At a Glance Contract Report for 327646/0001 - December 2016

Name or company name	MR TW CHEUNG
Contract type name	GDS Contract
Purpose of contract	General
Contract start date	01/04/2006
Contract end date	

16/17 Contracted general activity (UDA)	12,362
Carry forward general activity (UDA)	0
16/17 Contracted orthodontic activity (UOA)	0
Carry forward orthodontic activity (UOA)	0
Baseline contract value	£289,018.29

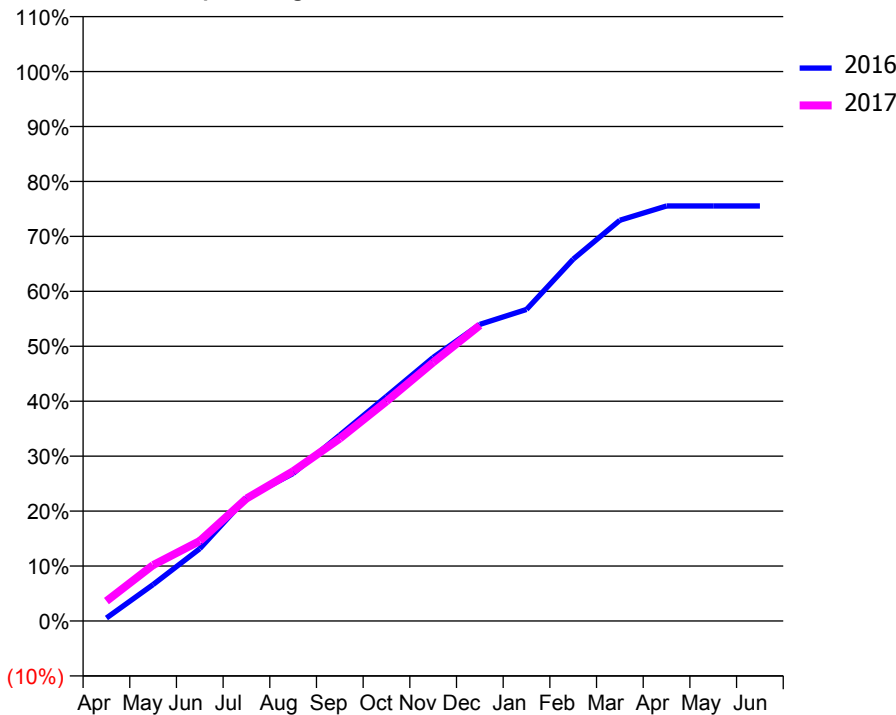
### ACCESS\*

Patients seen in 24 months	Total	Change since previous quarter
Quarter ending December 2015	2,878	
Quarter ending March 2016	2,859	→
Quarter ending June 2016	2,914	→
Quarter ending September 2016	2,949	→
Quarter ending December 2016	2,973	→
<b>Variance since December 2015</b>	<b>3.3%</b>	<b>↑</b>



### ACTIVITY

Cumulative percentage of contracted UDA delivered 2016 & 2017



Month	Adjusted Scheduled Activity (UDA)	
	2016	2017
April	68	450
May	819	1,257
June	1,628	1,801
July	2,770	2,755
August	3,318	3,369
September	4,185	4,105
October	5,054	4,942
November	5,929	5,819
December	6,673	6,653
January	7,010	
February	8,139	
March	9,016	
April	9,338	
May	9,338	
June	9,338	

### QUALITY

	Quantity	Base Number	Contract	AT	Region	England
% of FP17s for the same patient ID Re-attending within 3 months - Children	38	746	5.1%	11.7%	13.4%	12.4%
% of FP17s for the same patient ID Re-attending within 3 months - Adults	205	1,816	11.3%	15.7%	17.3%	16.6%
% of FP17s for the same patient ID Re-attending between 3 & 9 months - Children	353	746	47.3%	57.3%	58.9%	57.5%
% of FP17s for the same patient ID Re-attending between 3 & 9 months - Adults	817	1,816	45.0%	52.2%	52.5%	50.4%
% of FP17s for Band 1 Urgent Courses	123	2,445	5.0%	8.3%	9.3%	9.1%
% of FP17s Relating to Free Repair or Replacements	30	2,445	1.2%	1.2%	1.0%	0.8%
% of FP17s Relating to Continuations	32	2,445	1.3%	1.6%	1.5%	1.3%
% of Patients satisfied with the dentistry they have received	4	4	N/A	92.5%	93.1%	92.7%
% of Patients satisfied with the time they had to wait for an appointment	3	4	N/A	90.6%	89.8%	88.8%

\* This is based on patients treated on this contract for their most recent course of treatment. Figures in italics indicate the base number of FP17s or Patient Questionnaire responses are less than 100. N/A is shown where the base number of responses is less than 10 during the period. % is calculated as Quantity/Base number\*100

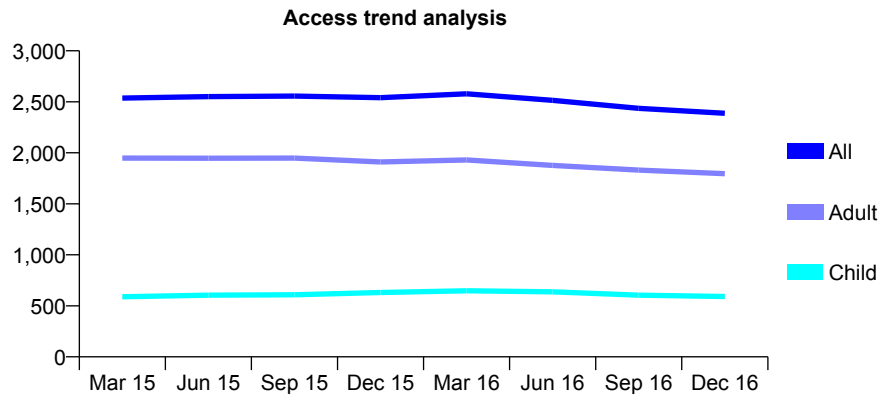
## Q49 - Vital Signs At a Glance Contract Report for 329711/0001 - December 2016

Name or company name	MR S NEPALI
Contract type name	GDS Contract
Purpose of contract	General and Orthodontic
Contract start date	01/04/2006
Contract end date	

16/17 Contracted general activity (UDA)	9,100
Carry forward general activity (UDA)	0
16/17 Contracted orthodontic activity (UOA)	250
Carry forward orthodontic activity (UOA)	0
Baseline contract value	£228,940.08

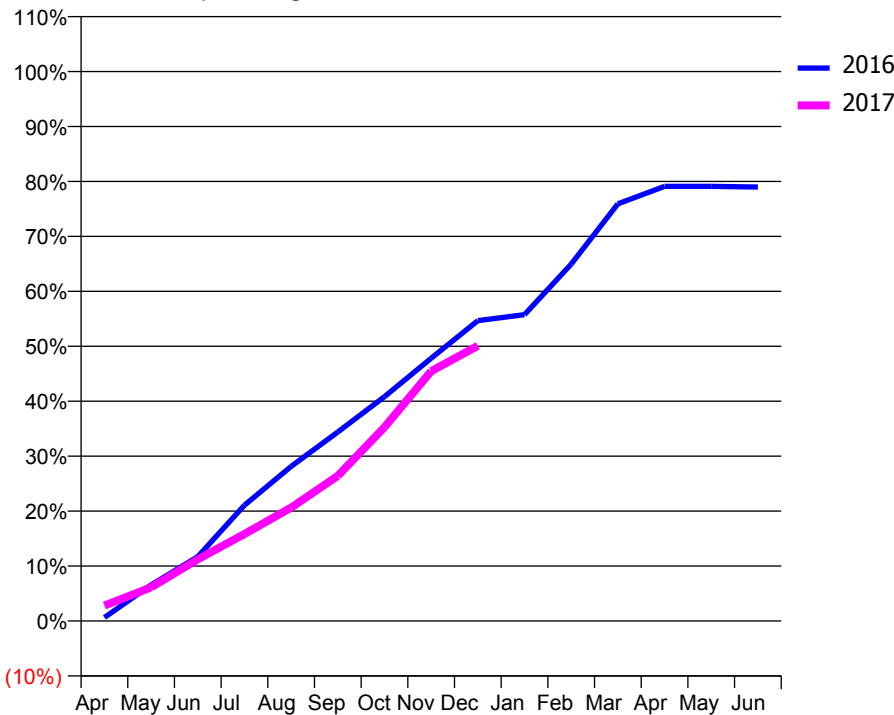
### ACCESS\*

Patients seen in 24 months	Total	Change since previous quarter
Quarter ending December 2015	2,541	
Quarter ending March 2016	2,578	→
Quarter ending June 2016	2,514	↓
Quarter ending September 2016	2,436	↓
Quarter ending December 2016	2,387	↓
<b>Variance since December 2015</b>	<b>(6.1%)</b>	<b>↓</b>



### ACTIVITY

Cumulative percentage of contracted UDA delivered 2016 & 2017



Month	Adjusted Scheduled Activity (UDA)	
	2016	2017
April	58	256
May	596	557
June	1,067	1,021
July	1,918	1,440
August	2,560	1,878
September	3,130	2,403
October	3,715	3,210
November	4,351	4,137
December	4,974	4,556
January	5,073	
February	5,910	
March	6,909	
April	7,198	
May	7,199	
June	7,187	

### QUALITY

	Quantity	Base Number	Contract	AT	Region	England
% of FP17s for the same patient ID Re-attending within 3 months - Children	41	553	7.4%	11.7%	13.4%	12.4%
% of FP17s for the same patient ID Re-attending within 3 months - Adults	210	1,634	12.9%	15.7%	17.3%	16.6%
% of FP17s for the same patient ID Re-attending between 3 & 9 months - Children	271	553	49.0%	57.3%	58.9%	57.5%
% of FP17s for the same patient ID Re-attending between 3 & 9 months - Adults	884	1,634	54.1%	52.2%	52.5%	50.4%
% of FP17s for Band 1 Urgent Courses	143	2,016	7.1%	8.3%	9.3%	9.1%
% of FP17s Relating to Free Repair or Replacements	36	2,016	1.8%	1.2%	1.0%	0.8%
% of FP17s Relating to Continuations	14	2,016	0.7%	1.6%	1.5%	1.3%
% of Patients satisfied with the dentistry they have received	3	3	N/A	92.5%	93.1%	92.7%
% of Patients satisfied with the time they had to wait for an appointment	2	3	N/A	90.6%	89.8%	88.8%

\* This is based on patients treated on this contract for their most recent course of treatment. Figures in italics indicate the base number of FP17s or Patient Questionnaire responses are less than 100. N/A is shown where the base number of responses is less than 10 during the period. % is calculated as Quantity/Base number\*100

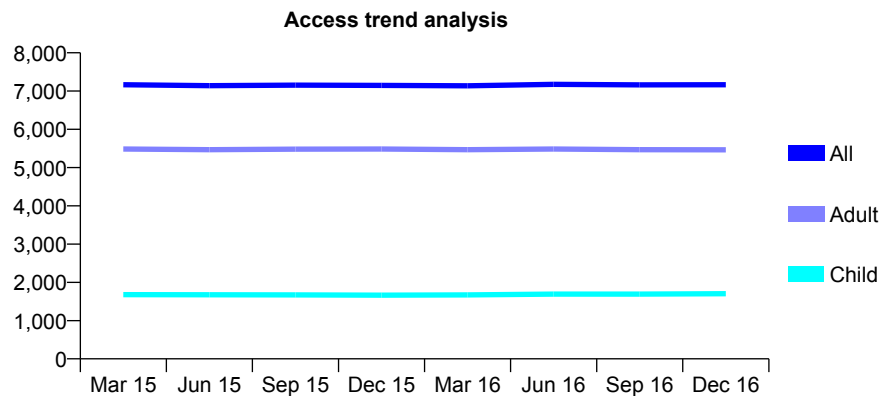
## Q49 - Vital Signs At a Glance Contract Report for 331015/0001 - December 2016

Name or company name	MR KC MCCARTHY
Contract type name	GDS Contract
Purpose of contract	General
Contract start date	01/04/2006
Contract end date	

16/17 Contracted general activity (UDA)	16,742
Carry forward general activity (UDA)	-266
16/17 Contracted orthodontic activity (UOA)	0
Carry forward orthodontic activity (UOA)	0
Baseline contract value	£446,951.74

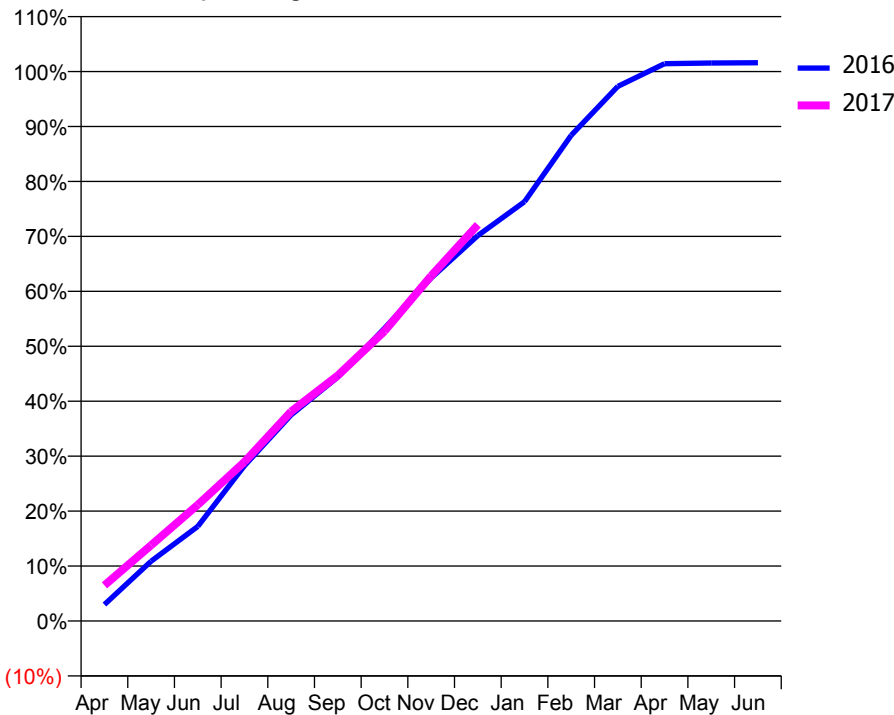
### ACCESS\*

Patients seen in 24 months	Total	Change since previous quarter
Quarter ending December 2015	7,149	
Quarter ending March 2016	7,138	→
Quarter ending June 2016	7,177	→
Quarter ending September 2016	7,161	→
Quarter ending December 2016	7,166	→
<b>Variance since December 2015</b>	<b>0.2%</b>	<b>→</b>



### ACTIVITY

Cumulative percentage of contracted UDA delivered 2016 & 2017



Month	Adjusted Scheduled Activity (UDA)	
	2016	2017
April	503	1,087
May	1,822	2,311
June	2,884	3,539
July	4,731	4,848
August	6,280	6,385
September	7,431	7,480
October	8,920	8,831
November	10,452	10,516
December	11,745	12,073
January	12,775	
February	14,799	
March	16,289	
April	16,980	
May	17,002	
June	17,008	

### QUALITY

	Quantity	Base Number	Contract	AT	Region	England
% of FP17s for the same patient ID Re-attending within 3 months - Children	69	1,309	5.3%	11.7%	13.4%	12.4%
% of FP17s for the same patient ID Re-attending within 3 months - Adults	382	3,768	10.1%	15.7%	17.3%	16.6%
% of FP17s for the same patient ID Re-attending between 3 & 9 months - Children	319	1,309	24.4%	57.3%	58.9%	57.5%
% of FP17s for the same patient ID Re-attending between 3 & 9 months - Adults	907	3,768	24.1%	52.2%	52.5%	50.4%
% of FP17s for Band 1 Urgent Courses	195	4,798	4.1%	8.3%	9.3%	9.1%
% of FP17s Relating to Free Repair or Replacements	69	4,798	1.4%	1.2%	1.0%	0.8%
% of FP17s Relating to Continuations	114	4,798	2.4%	1.6%	1.5%	1.3%
% of Patients satisfied with the dentistry they have received	7	7	N/A	92.5%	93.1%	92.7%
% of Patients satisfied with the time they had to wait for an appointment	7	7	N/A	90.6%	89.8%	88.8%

\* This is based on patients treated on this contract for their most recent course of treatment. Figures in italics indicate the base number of FP17s or Patient Questionnaire responses are less than 100. N/A is shown where the base number of responses is less than 10 during the period. % is calculated as Quantity/Base number\*100

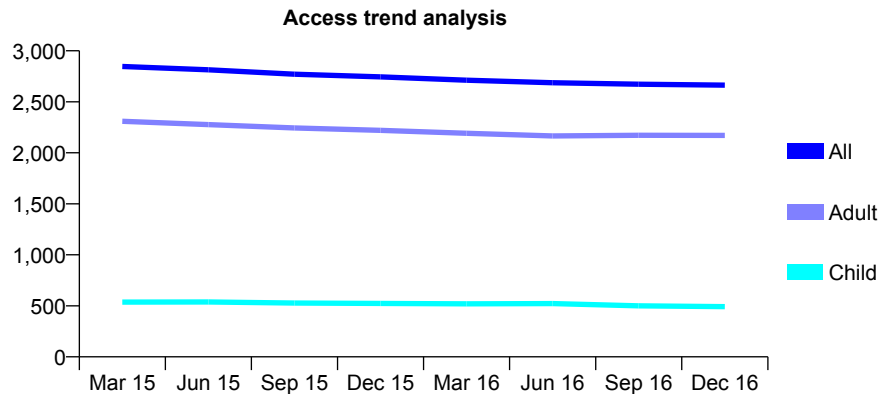
## Q49 - Vital Signs At a Glance Contract Report for 333026/0002 - December 2016

Name or company name	MR K NUTT
Contract type name	GDS Contract
Purpose of contract	General
Contract start date	01/04/2006
Contract end date	

16/17 Contracted general activity (UDA)	8,454
Carry forward general activity (UDA)	-293
16/17 Contracted orthodontic activity (UOA)	0
Carry forward orthodontic activity (UOA)	0
Baseline contract value	£207,561.46

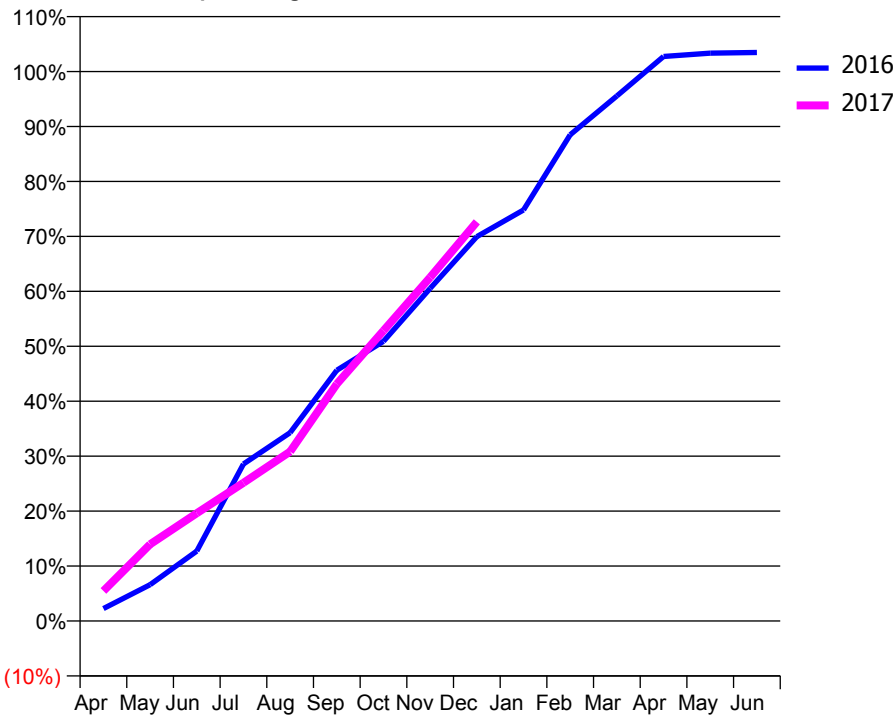
### ACCESS\*

Patients seen in 24 months	Total	Change since previous quarter
Quarter ending December 2015	2,744	
Quarter ending March 2016	2,712	↓
Quarter ending June 2016	2,687	→
Quarter ending September 2016	2,672	→
Quarter ending December 2016	2,663	→
<b>Variance since December 2015</b>	<b>(3.0%)</b>	<b>↓</b>



### ACTIVITY

Cumulative percentage of contracted UDA delivered 2016 & 2017



Month	Adjusted Scheduled Activity (UDA)	
	2016	2017
April	192	462
May	559	1,180
June	1,075	1,659
July	2,416	2,127
August	2,898	2,607
September	3,857	3,646
October	4,304	4,468
November	5,117	5,289
December	5,913	6,141
January	6,324	
February	7,482	
March	8,079	
April	8,684	
May	8,736	
June	8,747	

### QUALITY

	Quantity	Base Number	Contract	AT	Region	England
% of FP17s for the same patient ID Re-attending within 3 months - Children	35	629	5.6%	11.7%	13.4%	12.4%
% of FP17s for the same patient ID Re-attending within 3 months - Adults	432	2,742	15.8%	15.7%	17.3%	16.6%
% of FP17s for the same patient ID Re-attending between 3 & 9 months - Children	444	629	70.6%	57.3%	58.9%	57.5%
% of FP17s for the same patient ID Re-attending between 3 & 9 months - Adults	1,694	2,742	61.8%	52.2%	52.5%	50.4%
% of FP17s for Band 1 Urgent Courses	161	3,044	5.3%	8.3%	9.3%	9.1%
% of FP17s Relating to Free Repair or Replacements	21	3,044	0.7%	1.2%	1.0%	0.8%
% of FP17s Relating to Continuations	40	3,044	1.3%	1.6%	1.5%	1.3%
% of Patients satisfied with the dentistry they have received	6	8	N/A	92.5%	93.1%	92.7%
% of Patients satisfied with the time they had to wait for an appointment	8	8	N/A	90.6%	89.8%	88.8%

\* This is based on patients treated on this contract for their most recent course of treatment. Figures in italics indicate the base number of FP17s or Patient Questionnaire responses are less than 100. N/A is shown where the base number of responses is less than 10 during the period. % is calculated as Quantity/Base number\*100

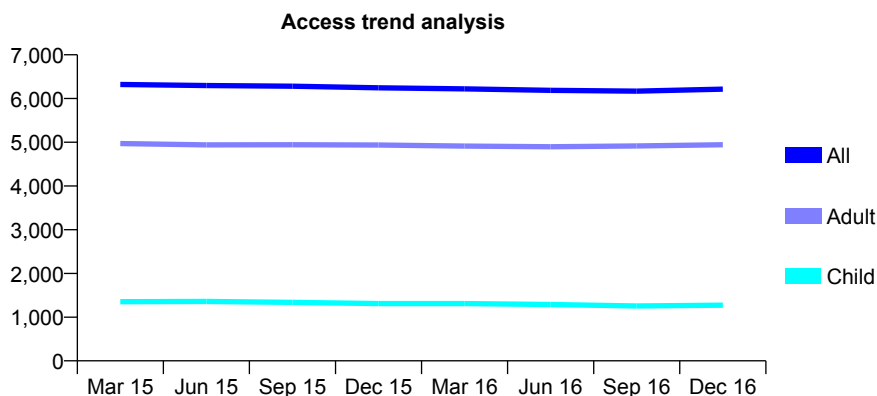
## Q49 - Vital Signs At a Glance Contract Report for 334189/0001 - December 2016

Name or company name	MR GW MAW
Contract type name	GDS Contract
Purpose of contract	General
Contract start date	01/04/2006
Contract end date	

16/17 Contracted general activity (UDA)	19,221
Carry forward general activity (UDA)	397
16/17 Contracted orthodontic activity (UOA)	0
Carry forward orthodontic activity (UOA)	0
Baseline contract value	£442,775.19

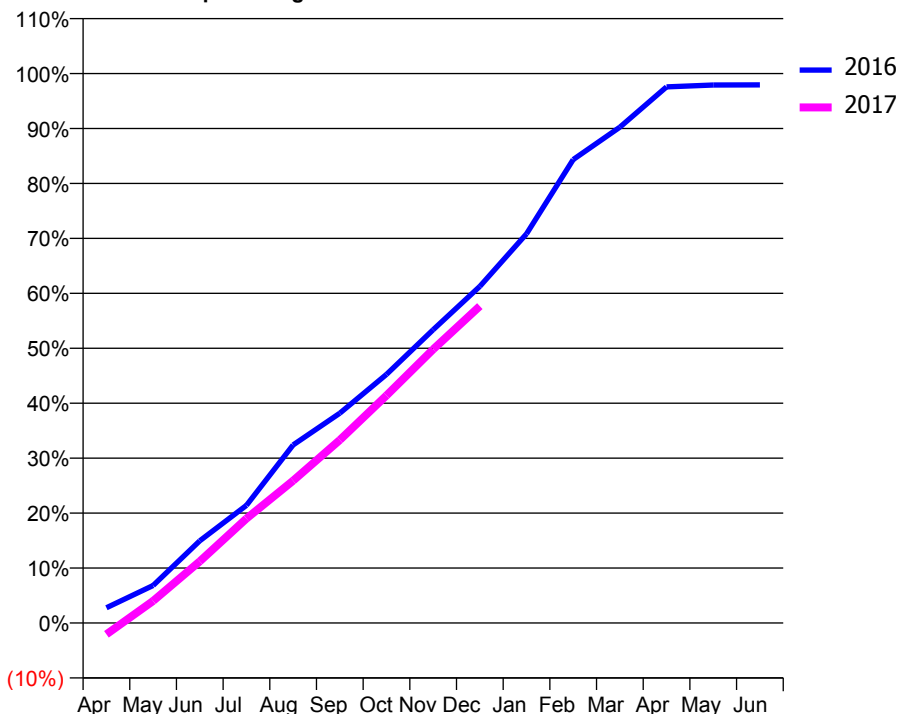
### ACCESS\*

Patients seen in 24 months	Total	Change since previous quarter
Quarter ending December 2015	6,246	
Quarter ending March 2016	6,220	→
Quarter ending June 2016	6,187	→
Quarter ending September 2016	6,170	→
Quarter ending December 2016	6,216	→
<b>Variance since December 2015</b>	<b>(0.5%)</b>	→



### ACTIVITY

Cumulative percentage of contracted UDA delivered 2016 & 2017



Month	Adjusted Scheduled Activity (UDA)	
	2016	2017
April	534	-397
May	1,314	774
June	2,875	2,158
July	4,117	3,654
August	6,231	4,980
September	7,338	6,403
October	8,699	7,961
November	10,258	9,573
December	11,777	11,087
January	13,613	
February	16,213	
March	17,344	
April	18,755	
May	18,819	
June	18,824	

### QUALITY

	Quantity	Base Number	Contract	AT	Region	England
% of FP17s for the same patient ID Re-attending within 3 months - Children	124	1,369	9.1%	11.7%	13.4%	12.4%
% of FP17s for the same patient ID Re-attending within 3 months - Adults	724	4,988	14.5%	15.7%	17.3%	16.6%
% of FP17s for the same patient ID Re-attending between 3 & 9 months - Children	756	1,369	55.2%	57.3%	58.9%	57.5%
% of FP17s for the same patient ID Re-attending between 3 & 9 months - Adults	2,663	4,988	53.4%	52.2%	52.5%	50.4%
% of FP17s for Band 1 Urgent Courses	546	5,746	9.5%	8.3%	9.3%	9.1%
% of FP17s Relating to Free Repair or Replacements	40	5,746	0.7%	1.2%	1.0%	0.8%
% of FP17s Relating to Continuations	92	5,746	1.6%	1.6%	1.5%	1.3%
% of Patients satisfied with the dentistry they have received	7	8	N/A	92.5%	93.1%	92.7%
% of Patients satisfied with the time they had to wait for an appointment	6	8	N/A	90.6%	89.8%	88.8%

\* This is based on patients treated on this contract for their most recent course of treatment. Figures in italics indicate the base number of FP17s or Patient Questionnaire responses are less than 100. N/A is shown where the base number of responses is less than 10 during the period. % is calculated as Quantity/Base number\*100



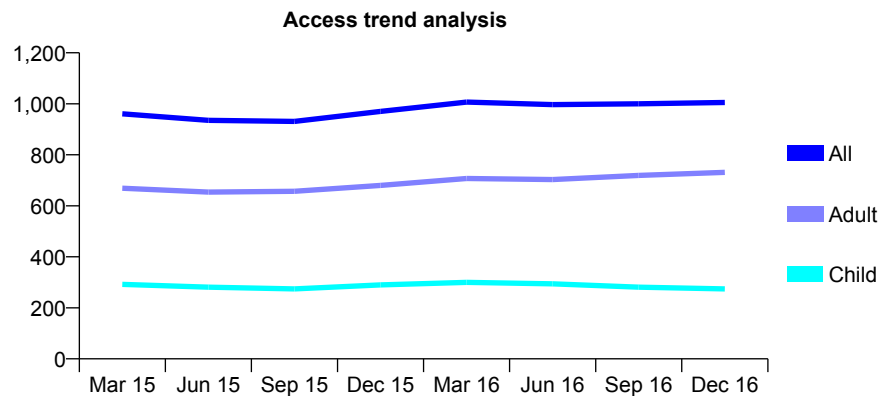
## Q49 - Vital Signs At a Glance Contract Report for 334952/0001 - December 2016

Name or company name	MR JP OLD
Contract type name	GDS Contract
Purpose of contract	General
Contract start date	01/04/2006
Contract end date	

16/17 Contracted general activity (UDA)	2,872
Carry forward general activity (UDA)	0
16/17 Contracted orthodontic activity (UOA)	0
Carry forward orthodontic activity (UOA)	0
Baseline contract value	£82,732.69

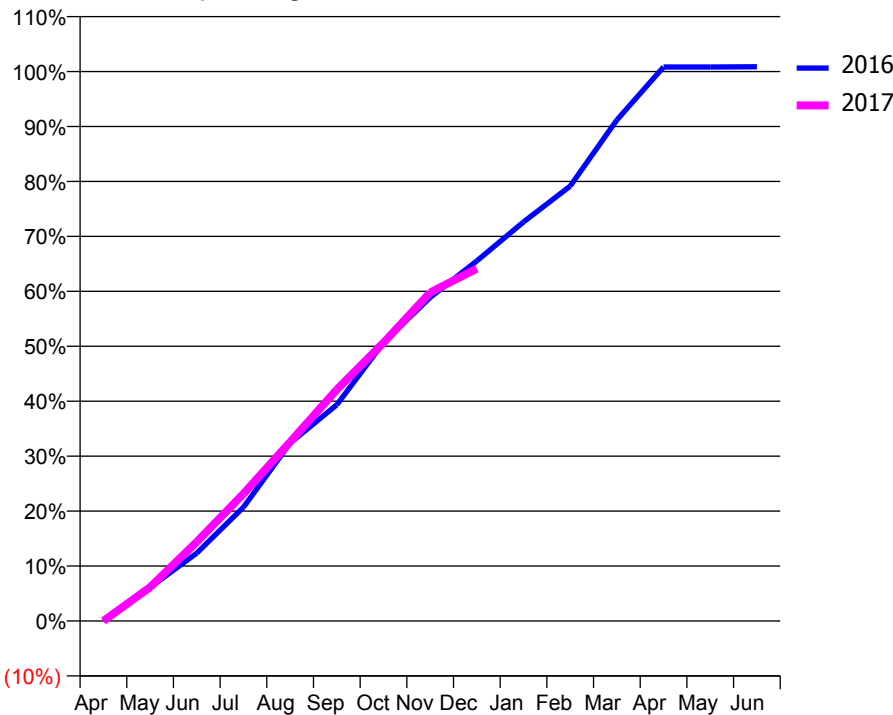
### ACCESS\*

Patients seen in 24 months	Total	Change since previous quarter
Quarter ending December 2015	970	
Quarter ending March 2016	1,007	↑
Quarter ending June 2016	997	→
Quarter ending September 2016	1,000	→
Quarter ending December 2016	1,005	→
<b>Variance since December 2015</b>	<b>3.6%</b>	<b>↑</b>



### ACTIVITY

Cumulative percentage of contracted UDA delivered 2016 & 2017



Month	Adjusted Scheduled Activity (UDA)	
	2016	2017
April	0	0
May	176	177
June	355	414
July	595	665
August	930	936
September	1,130	1,209
October	1,455	1,454
November	1,691	1,717
December	1,882	1,841
January	2,086	
February	2,273	
March	2,619	
April	2,896	
May	2,896	
June	2,897	

### QUALITY

	Quantity	Base Number	Contract	AT	Region	England
% of FP17s for the same patient ID Re-attending within 3 months - Children	19	330	5.8%	11.7%	13.4%	12.4%
% of FP17s for the same patient ID Re-attending within 3 months - Adults	102	844	12.1%	15.7%	17.3%	16.6%
% of FP17s for the same patient ID Re-attending between 3 & 9 months - Children	228	330	69.1%	57.3%	58.9%	57.5%
% of FP17s for the same patient ID Re-attending between 3 & 9 months - Adults	472	844	55.9%	52.2%	52.5%	50.4%
% of FP17s for Band 1 Urgent Courses	42	1,014	4.1%	8.3%	9.3%	9.1%
% of FP17s Relating to Free Repair or Replacements	4	1,014	0.4%	1.2%	1.0%	0.8%
% of FP17s Relating to Continuations	26	1,014	2.6%	1.6%	1.5%	1.3%
% of Patients satisfied with the dentistry they have received	1	1	N/A	92.5%	93.1%	92.7%
% of Patients satisfied with the time they had to wait for an appointment	1	1	N/A	90.6%	89.8%	88.8%

\* This is based on patients treated on this contract for their most recent course of treatment. Figures in italics indicate the base number of FP17s or Patient Questionnaire responses are less than 100. N/A is shown where the base number of responses is less than 10 during the period. % is calculated as Quantity/Base number\*100

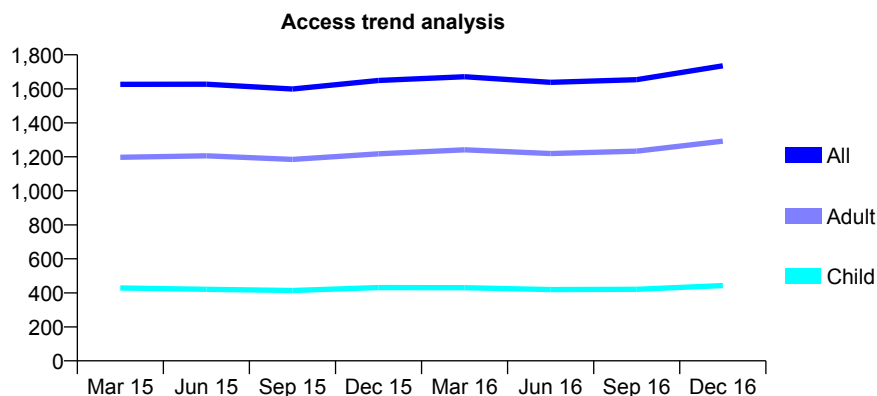
## Q49 - Vital Signs At a Glance Contract Report for 334952/0002 - December 2016

Name or company name	MR JP OLD
Contract type name	GDS Contract
Purpose of contract	General
Contract start date	01/04/2006
Contract end date	

16/17 Contracted general activity (UDA)	4,832
Carry forward general activity (UDA)	0
16/17 Contracted orthodontic activity (UOA)	0
Carry forward orthodontic activity (UOA)	0
Baseline contract value	£139,181.51

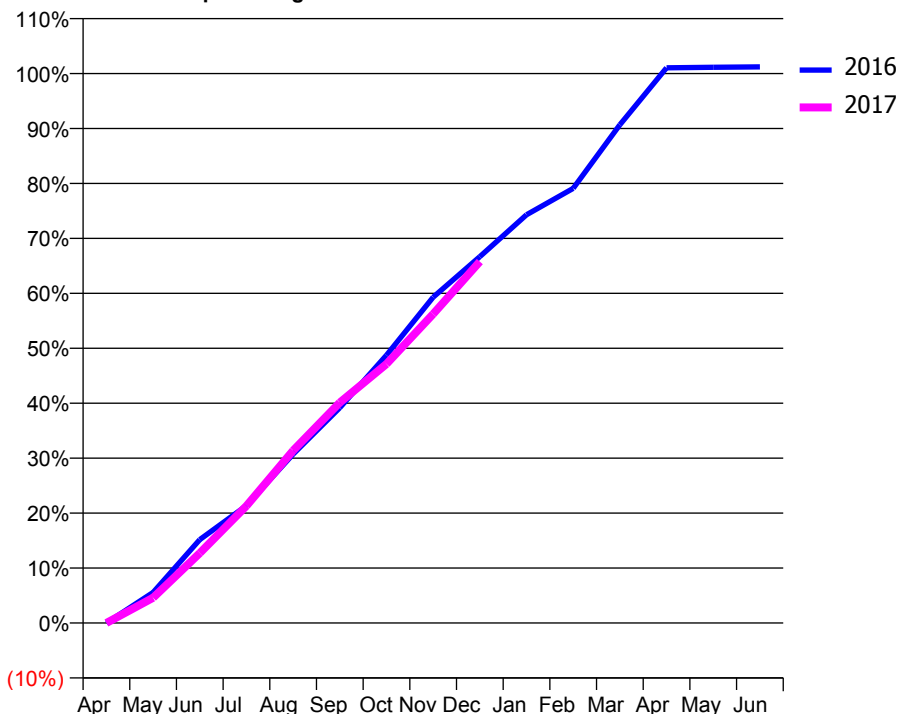
### ACCESS\*

Patients seen in 24 months	Total	Change since previous quarter
Quarter ending December 2015	1,649	
Quarter ending March 2016	1,671	→
Quarter ending June 2016	1,638	↓
Quarter ending September 2016	1,654	→
Quarter ending December 2016	1,735	↑
<b>Variance since December 2015</b>	<b>5.2%</b>	<b>↑</b>



### ACTIVITY

Cumulative percentage of contracted UDA delivered 2016 & 2017



Month	Adjusted Scheduled Activity (UDA)	
	2016	2017
April	0	0
May	269	223
June	733	615
July	1,032	1,030
August	1,485	1,517
September	1,893	1,938
October	2,355	2,277
November	2,866	2,717
December	3,221	3,178
January	3,590	
February	3,822	
March	4,382	
April	4,882	
May	4,887	
June	4,890	

### QUALITY

	Quantity	Base Number	Contract	AT	Region	England
% of FP17s for the same patient ID Re-attending within 3 months - Children	42	575	7.3%	11.7%	13.4%	12.4%
% of FP17s for the same patient ID Re-attending within 3 months - Adults	232	1,616	14.4%	15.7%	17.3%	16.6%
% of FP17s for the same patient ID Re-attending between 3 & 9 months - Children	401	575	69.7%	57.3%	58.9%	57.5%
% of FP17s for the same patient ID Re-attending between 3 & 9 months - Adults	984	1,616	60.9%	52.2%	52.5%	50.4%
% of FP17s for Band 1 Urgent Courses	86	1,881	4.6%	8.3%	9.3%	9.1%
% of FP17s Relating to Free Repair or Replacements	5	1,881	0.3%	1.2%	1.0%	0.8%
% of FP17s Relating to Continuations	40	1,881	2.1%	1.6%	1.5%	1.3%
% of Patients satisfied with the dentistry they have received	4	5	N/A	92.5%	93.1%	92.7%
% of Patients satisfied with the time they had to wait for an appointment	4	5	N/A	90.6%	89.8%	88.8%

\* This is based on patients treated on this contract for their most recent course of treatment. Figures in italics indicate the base number of FP17s or Patient Questionnaire responses are less than 100. N/A is shown where the base number of responses is less than 10 during the period. % is calculated as Quantity/Base number\*100

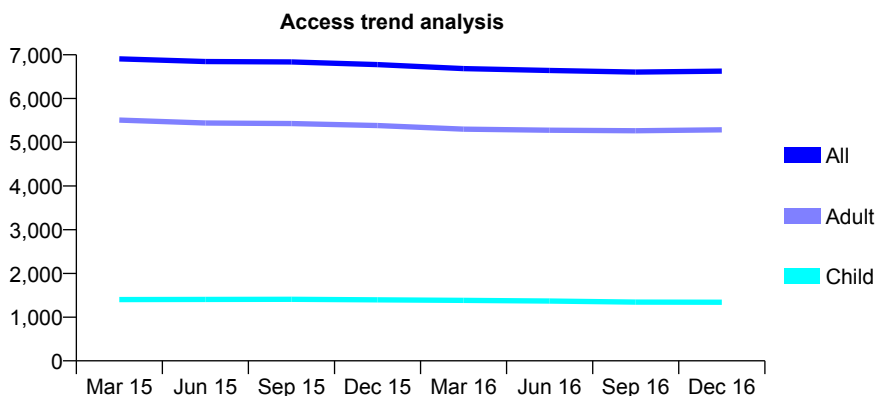
## Q49 - Vital Signs At a Glance Contract Report for 336610/0001 - December 2016

Name or company name	MISS EL ALPIN
Contract type name	GDS Contract
Purpose of contract	General
Contract start date	01/04/2006
Contract end date	

16/17 Contracted general activity (UDA)	22,901
Carry forward general activity (UDA)	20
16/17 Contracted orthodontic activity (UOA)	0
Carry forward orthodontic activity (UOA)	0
Baseline contract value	£515,397.64

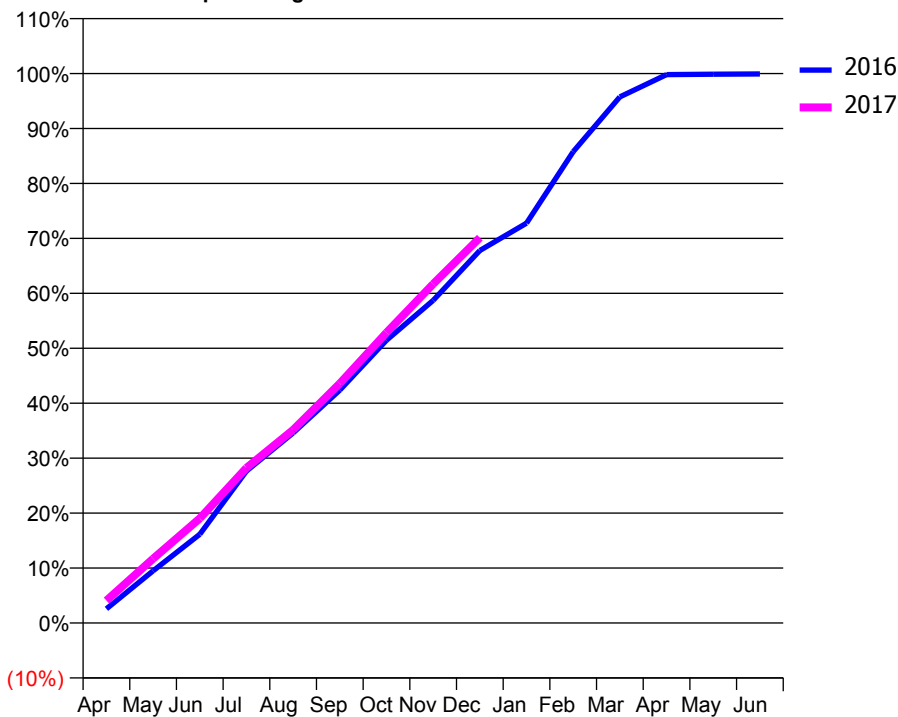
### ACCESS\*

Patients seen in 24 months	Total	Change since previous quarter
Quarter ending December 2015	6,777	
Quarter ending March 2016	6,685	↓
Quarter ending June 2016	6,643	→
Quarter ending September 2016	6,605	→
Quarter ending December 2016	6,626	→
<b>Variance since December 2015</b>	<b>(2.2%)</b>	<b>↓</b>



### ACTIVITY

Cumulative percentage of contracted UDA delivered 2016 & 2017



Month	Adjusted Scheduled Activity (UDA)	
	2016	2017
April	592	937
May	2,177	2,684
June	3,696	4,357
July	6,331	6,466
August	7,920	8,052
September	9,704	9,985
October	11,785	12,100
November	13,448	14,128
December	15,524	16,059
January	16,665	
February	19,644	
March	21,927	
April	22,856	
May	22,869	
June	22,881	

### QUALITY

	Quantity	Base Number	Contract	AT	Region	England
% of FP17s for the same patient ID Re-attending within 3 months - Children	174	1,586	11.0%	11.7%	13.4%	12.4%
% of FP17s for the same patient ID Re-attending within 3 months - Adults	943	5,843	16.1%	15.7%	17.3%	16.6%
% of FP17s for the same patient ID Re-attending between 3 & 9 months - Children	926	1,586	58.4%	57.3%	58.9%	57.5%
% of FP17s for the same patient ID Re-attending between 3 & 9 months - Adults	3,250	5,843	55.6%	52.2%	52.5%	50.4%
% of FP17s for Band 1 Urgent Courses	369	7,047	5.2%	8.3%	9.3%	9.1%
% of FP17s Relating to Free Repair or Replacements	176	7,047	2.5%	1.2%	1.0%	0.8%
% of FP17s Relating to Continuations	215	7,047	3.1%	1.6%	1.5%	1.3%
% of Patients satisfied with the dentistry they have received	11	13	84.6%	92.5%	93.1%	92.7%
% of Patients satisfied with the time they had to wait for an appointment	12	13	92.3%	90.6%	89.8%	88.8%

\* This is based on patients treated on this contract for their most recent course of treatment. Figures in italics indicate the base number of FP17s or Patient Questionnaire responses are less than 100. N/A is shown where the base number of responses is less than 10 during the period. % is calculated as Quantity/Base number\*100

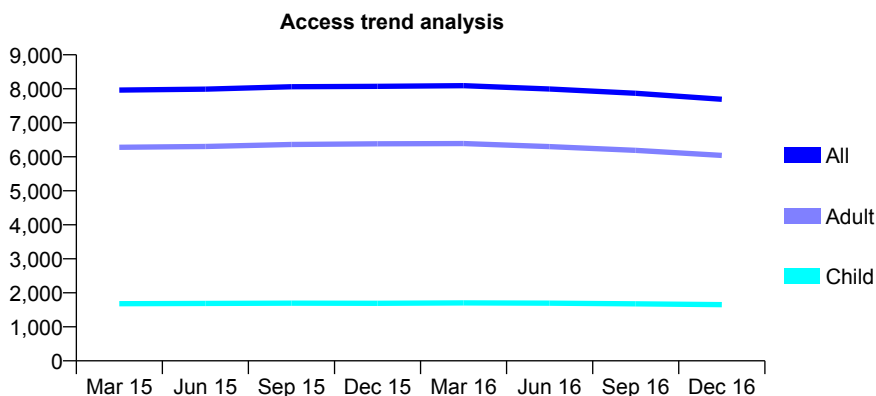
## Q49 - Vital Signs At a Glance Contract Report for 336610/0002 - December 2016

Name or company name	MISS EL ALPIN
Contract type name	GDS Contract
Purpose of contract	General
Contract start date	01/02/2007
Contract end date	

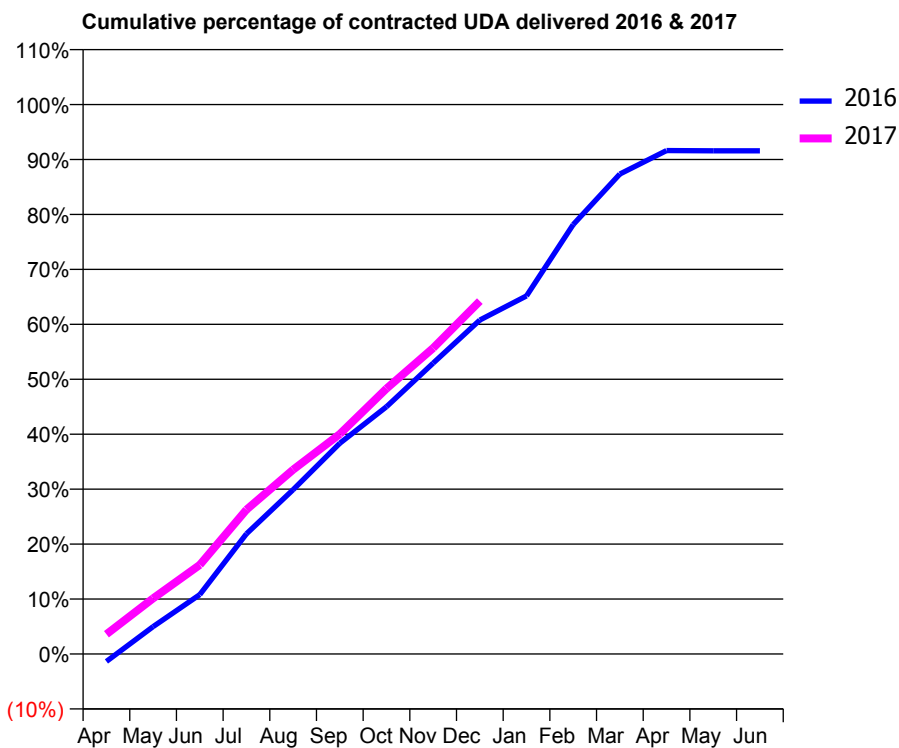
16/17 Contracted general activity (UDA)	22,500
Carry forward general activity (UDA)	0
16/17 Contracted orthodontic activity (UOA)	0
Carry forward orthodontic activity (UOA)	0
Baseline contract value	£615,139.74

### ACCESS\*

Patients seen in 24 months	Total	Change since previous quarter
Quarter ending December 2015	8,073	
Quarter ending March 2016	8,093	→
Quarter ending June 2016	7,995	↓
Quarter ending September 2016	7,869	↓
Quarter ending December 2016	7,694	↓
<b>Variance since December 2015</b>	<b>(4.7%)</b>	<b>↓</b>



### ACTIVITY



Month	Adjusted Scheduled Activity (UDA)	
	2016	2017
April	-306	810
May	1,119	2,282
June	2,432	3,649
July	4,923	5,911
August	6,731	7,547
September	8,628	9,009
October	10,128	10,866
November	11,909	12,528
December	13,676	14,449
January	14,665	
February	17,586	
March	19,656	
April	20,612	
May	20,603	
June	20,603	

### QUALITY

	Quantity	Base Number	Contract	AT	Region	England
% of FP17s for the same patient ID Re-attending within 3 months - Children	79	1,701	4.6%	11.7%	13.4%	12.4%
% of FP17s for the same patient ID Re-attending within 3 months - Adults	736	5,932	12.4%	15.7%	17.3%	16.6%
% of FP17s for the same patient ID Re-attending between 3 & 9 months - Children	1,031	1,701	60.6%	57.3%	58.9%	57.5%
% of FP17s for the same patient ID Re-attending between 3 & 9 months - Adults	3,210	5,932	54.1%	52.2%	52.5%	50.4%
% of FP17s for Band 1 Urgent Courses	302	7,164	4.2%	8.3%	9.3%	9.1%
% of FP17s Relating to Free Repair or Replacements	119	7,164	1.7%	1.2%	1.0%	0.8%
% of FP17s Relating to Continuations	165	7,164	2.3%	1.6%	1.5%	1.3%
% of Patients satisfied with the dentistry they have received	20	20	100.0%	92.5%	93.1%	92.7%
% of Patients satisfied with the time they had to wait for an appointment	20	20	100.0%	90.6%	89.8%	88.8%

\* This is based on patients treated on this contract for their most recent course of treatment. Figures in italics indicate the base number of FP17s or Patient Questionnaire responses are less than 100. N/A is shown where the base number of responses is less than 10 during the period. % is calculated as Quantity/Base number\*100

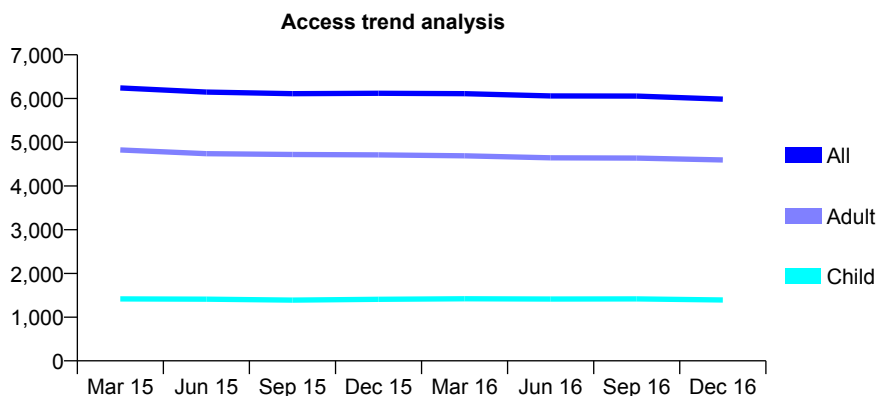
## Q49 - Vital Signs At a Glance Contract Report for 336610/0003 - December 2016

Name or company name	MISS EL ALPIN
Contract type name	GDS Contract
Purpose of contract	General
Contract start date	08/02/2007
Contract end date	

16/17 Contracted general activity (UDA)	19,419
Carry forward general activity (UDA)	0
16/17 Contracted orthodontic activity (UOA)	0
Carry forward orthodontic activity (UOA)	0
Baseline contract value	£416,740.22

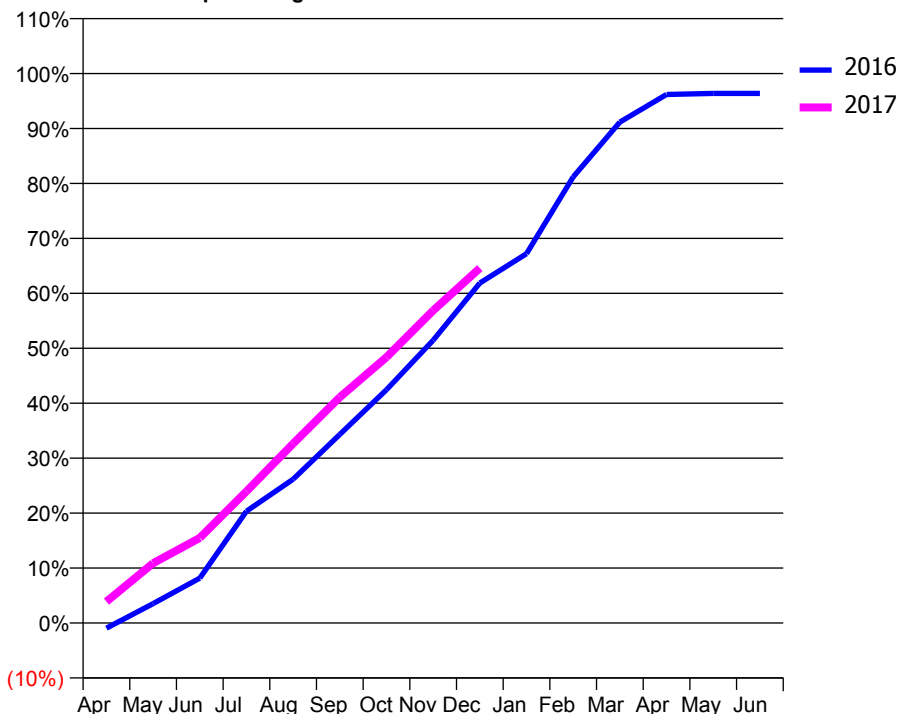
### ACCESS\*

Patients seen in 24 months	Total	Change since previous quarter
Quarter ending December 2015	6,120	
Quarter ending March 2016	6,112	→
Quarter ending June 2016	6,059	→
Quarter ending September 2016	6,056	→
Quarter ending December 2016	5,987	↓
<b>Variance since December 2015</b>	<b>(2.2%)</b>	<b>↓</b>



### ACTIVITY

Cumulative percentage of contracted UDA delivered 2016 & 2017



Month	Adjusted Scheduled Activity (UDA)	
	2016	2017
April	-187	755
May	686	2,112
June	1,584	3,007
July	3,952	4,654
August	5,080	6,342
September	6,663	7,982
October	8,244	9,395
November	9,993	11,044
December	12,012	12,542
January	13,052	
February	15,765	
March	17,704	
April	18,678	
May	18,716	
June	18,715	

### QUALITY

	Quantity	Base Number	Contract	AT	Region	England
% of FP17s for the same patient ID Re-attending within 3 months - Children	75	1,431	5.2%	11.7%	13.4%	12.4%
% of FP17s for the same patient ID Re-attending within 3 months - Adults	617	4,457	13.8%	15.7%	17.3%	16.6%
% of FP17s for the same patient ID Re-attending between 3 & 9 months - Children	799	1,431	55.8%	57.3%	58.9%	57.5%
% of FP17s for the same patient ID Re-attending between 3 & 9 months - Adults	2,276	4,457	51.1%	52.2%	52.5%	50.4%
% of FP17s for Band 1 Urgent Courses	222	5,548	4.0%	8.3%	9.3%	9.1%
% of FP17s Relating to Free Repair or Replacements	145	5,548	2.6%	1.2%	1.0%	0.8%
% of FP17s Relating to Continuations	142	5,548	2.6%	1.6%	1.5%	1.3%
% of Patients satisfied with the dentistry they have received	11	11	100.0%	92.5%	93.1%	92.7%
% of Patients satisfied with the time they had to wait for an appointment	10	11	90.9%	90.6%	89.8%	88.8%

\* This is based on patients treated on this contract for their most recent course of treatment. Figures in italics indicate the base number of FP17s or Patient Questionnaire responses are less than 100. N/A is shown where the base number of responses is less than 10 during the period. % is calculated as Quantity/Base number\*100

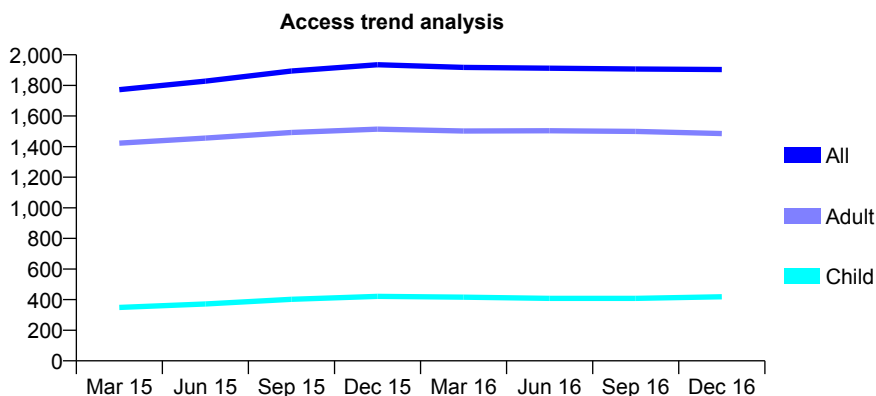
## Q49 - Vital Signs At a Glance Contract Report for 336610/0004 - December 2016

Name or company name	MISS EL ALPIN
Contract type name	GDS Contract
Purpose of contract	General
Contract start date	01/05/2010
Contract end date	

16/17 Contracted general activity (UDA)	6,000
Carry forward general activity (UDA)	-105
16/17 Contracted orthodontic activity (UOA)	0
Carry forward orthodontic activity (UOA)	0
Baseline contract value	£128,698.85

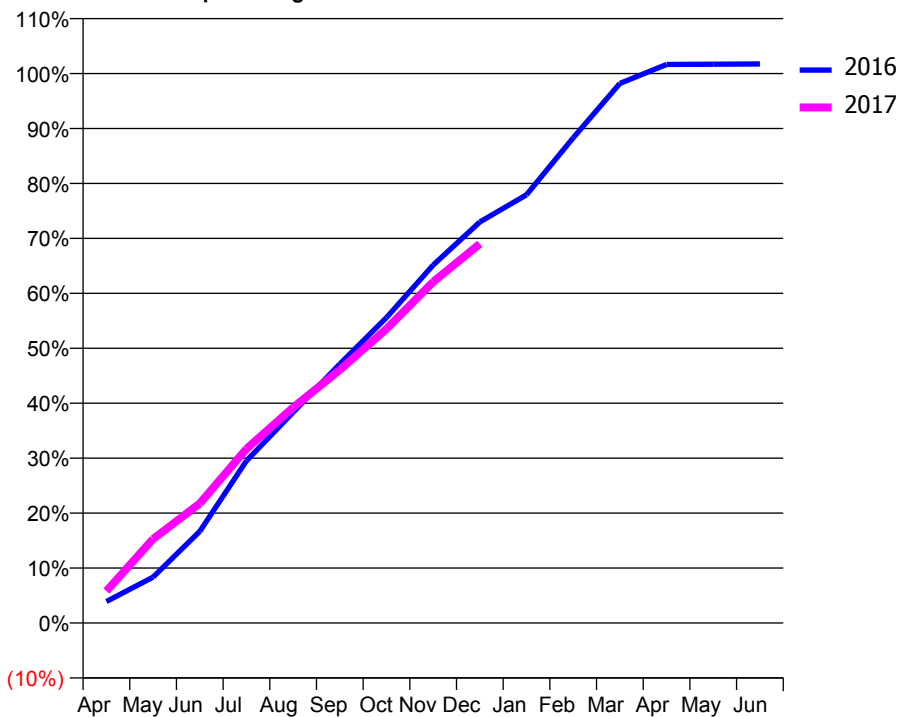
### ACCESS\*

Patients seen in 24 months	Total	Change since previous quarter
Quarter ending December 2015	1,935	
Quarter ending March 2016	1,918	→
Quarter ending June 2016	1,912	→
Quarter ending September 2016	1,907	→
Quarter ending December 2016	1,904	→
<b>Variance since December 2015</b>	<b>(1.6%)</b>	<b>↓</b>



### ACTIVITY

Cumulative percentage of contracted UDA delivered 2016 & 2017



Month	Adjusted Scheduled Activity (UDA)	
	2016	2017
April	235	348
May	502	918
June	1,000	1,305
July	1,771	1,903
August	2,302	2,354
September	2,829	2,764
October	3,336	3,211
November	3,908	3,726
December	4,379	4,141
January	4,675	
February	5,297	
March	5,891	
April	6,099	
May	6,102	
June	6,105	

### QUALITY

	Quantity	Base Number	Contract	AT	Region	England
% of FP17s for the same patient ID Re-attending within 3 months - Children	35	470	7.4%	11.7%	13.4%	12.4%
% of FP17s for the same patient ID Re-attending within 3 months - Adults	273	1,524	17.9%	15.7%	17.3%	16.6%
% of FP17s for the same patient ID Re-attending between 3 & 9 months - Children	258	470	54.9%	57.3%	58.9%	57.5%
% of FP17s for the same patient ID Re-attending between 3 & 9 months - Adults	691	1,524	45.3%	52.2%	52.5%	50.4%
% of FP17s for Band 1 Urgent Courses	124	1,927	6.4%	8.3%	9.3%	9.1%
% of FP17s Relating to Free Repair or Replacements	35	1,927	1.8%	1.2%	1.0%	0.8%
% of FP17s Relating to Continuations	38	1,927	2.0%	1.6%	1.5%	1.3%
% of Patients satisfied with the dentistry they have received	7	9	N/A	92.5%	93.1%	92.7%
% of Patients satisfied with the time they had to wait for an appointment	7	9	N/A	90.6%	89.8%	88.8%

\* This is based on patients treated on this contract for their most recent course of treatment. Figures in italics indicate the base number of FP17s or Patient Questionnaire responses are less than 100. N/A is shown where the base number of responses is less than 10 during the period. % is calculated as Quantity/Base number\*100

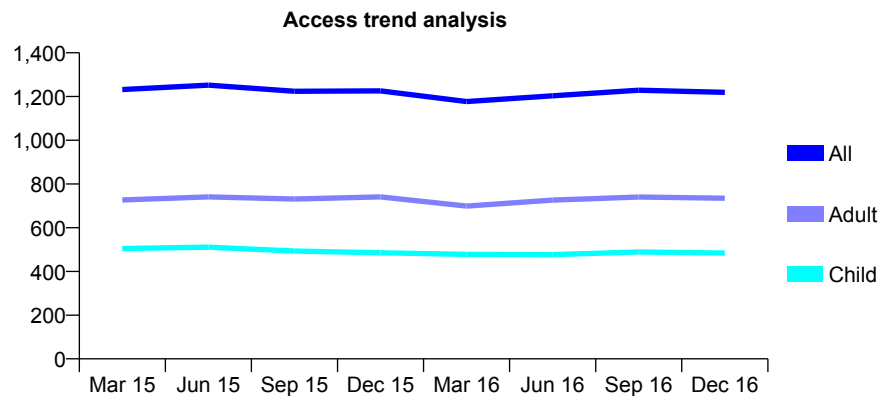
## Q49 - Vital Signs At a Glance Contract Report for 338206/0001 - December 2016

Name or company name	MRS J CANTY
Contract type name	GDS Contract
Purpose of contract	General and Orthodontic
Contract start date	01/04/2006
Contract end date	

16/17 Contracted general activity (UDA)	5,506
Carry forward general activity (UDA)	0
16/17 Contracted orthodontic activity (UOA)	0
Carry forward orthodontic activity (UOA)	0
Baseline contract value	£133,184.31

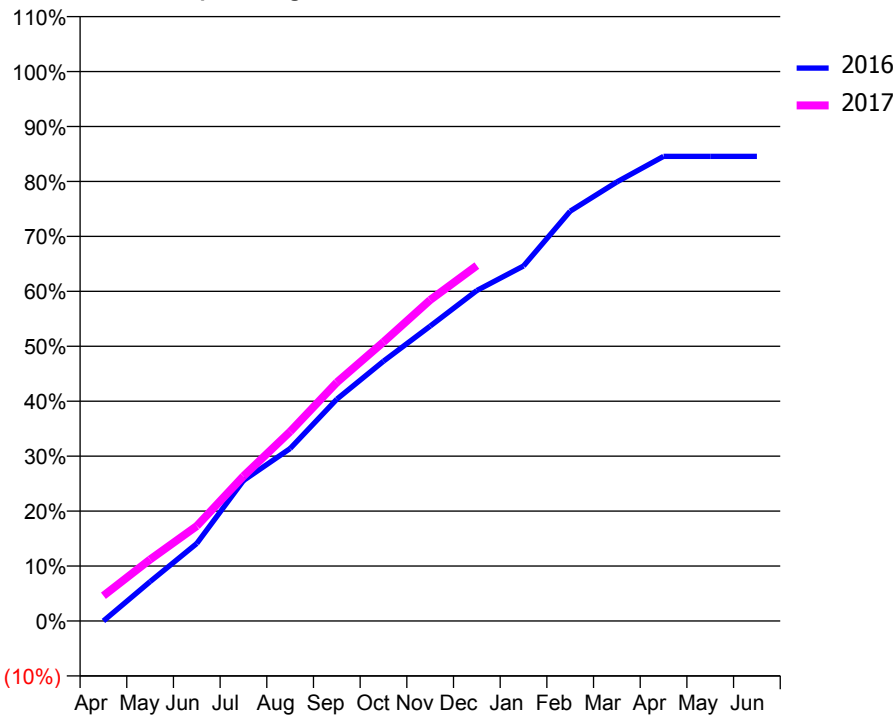
### ACCESS\*

Patients seen in 24 months	Total	Change since previous quarter
Quarter ending December 2015	1,226	
Quarter ending March 2016	1,177	↓
Quarter ending June 2016	1,203	↑
Quarter ending September 2016	1,229	↑
Quarter ending December 2016	1,219	→
<b>Variance since December 2015</b>	<b>(0.6%)</b>	<b>→</b>



### ACTIVITY

Cumulative percentage of contracted UDA delivered 2016 & 2017



Month	Adjusted Scheduled Activity (UDA)	
	2016	2017
April	0	253
May	395	617
June	777	953
July	1,408	1,451
August	1,728	1,898
September	2,223	2,390
October	2,604	2,796
November	2,955	3,216
December	3,311	3,561
January	3,557	
February	4,107	
March	4,399	
April	4,655	
May	4,655	
June	4,655	

### QUALITY

	Quantity	Base Number	Contract	AT	Region	England
% of FP17s for the same patient ID Re-attending within 3 months - Children	39	511	7.6%	11.7%	13.4%	12.4%
% of FP17s for the same patient ID Re-attending within 3 months - Adults	150	744	20.2%	15.7%	17.3%	16.6%
% of FP17s for the same patient ID Re-attending between 3 & 9 months - Children	230	511	45.0%	57.3%	58.9%	57.5%
% of FP17s for the same patient ID Re-attending between 3 & 9 months - Adults	270	744	36.3%	52.2%	52.5%	50.4%
% of FP17s for Band 1 Urgent Courses	71	1,173	6.1%	8.3%	9.3%	9.1%
% of FP17s Relating to Free Repair or Replacements	2	1,173	0.2%	1.2%	1.0%	0.8%
% of FP17s Relating to Continuations	1	1,173	0.1%	1.6%	1.5%	1.3%
% of Patients satisfied with the dentistry they have received	1	1	N/A	92.5%	93.1%	92.7%
% of Patients satisfied with the time they had to wait for an appointment	1	1	N/A	90.6%	89.8%	88.8%

\* This is based on patients treated on this contract for their most recent course of treatment. Figures in italics indicate the base number of FP17s or Patient Questionnaire responses are less than 100. N/A is shown where the base number of responses is less than 10 during the period. % is calculated as Quantity/Base number\*100



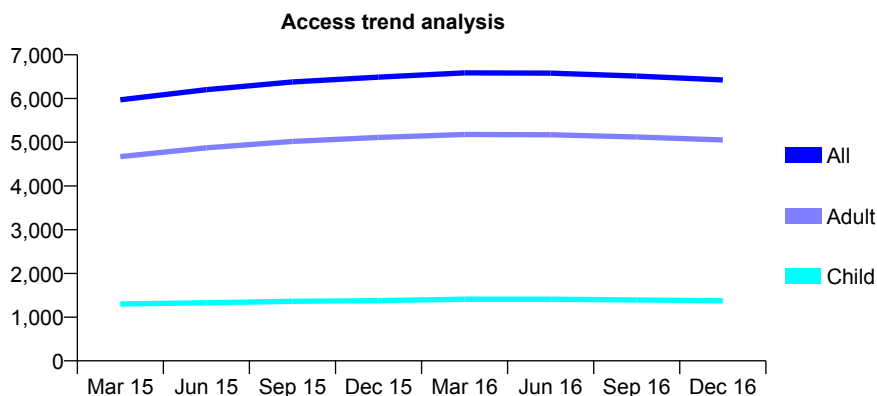
## Q49 - Vital Signs At a Glance Contract Report for 340103/0001 - December 2016

Name or company name	MRS JA COATES
Contract type name	GDS Contract
Purpose of contract	General
Contract start date	07/06/2007
Contract end date	

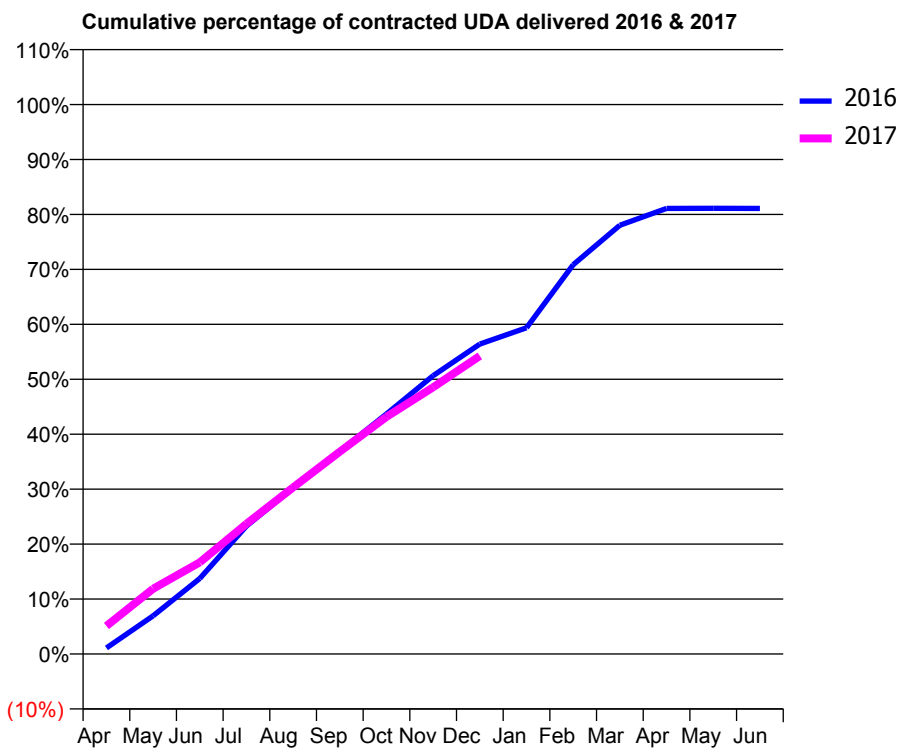
16/17 Contracted general activity (UDA)	22,010
Carry forward general activity (UDA)	0
16/17 Contracted orthodontic activity (UOA)	0
Carry forward orthodontic activity (UOA)	0
Baseline contract value	£578,777.60

### ACCESS\*

Patients seen in 24 months	Total	Change since previous quarter
Quarter ending December 2015	6,489	
Quarter ending March 2016	6,587	→
Quarter ending June 2016	6,582	→
Quarter ending September 2016	6,512	↓
Quarter ending December 2016	6,426	↓
<b>Variance since December 2015</b>	<b>(1.0%)</b>	→



### ACTIVITY



Month	Adjusted Scheduled Activity (UDA)	
	2016	2017
April	266	1,123
May	1,668	2,615
June	3,301	3,675
July	5,593	5,217
August	7,258	6,676
September	8,867	8,106
October	10,491	9,498
November	12,162	10,683
December	13,544	11,939
January	14,256	
February	17,009	
March	18,734	
April	19,470	
May	19,472	
June	19,469	

### QUALITY

	Quantity	Base Number	Contract	AT	Region	England
% of FP17s for the same patient ID Re-attending within 3 months - Children	123	1,256	9.8%	11.7%	13.4%	12.4%
% of FP17s for the same patient ID Re-attending within 3 months - Adults	826	4,512	18.3%	15.7%	17.3%	16.6%
% of FP17s for the same patient ID Re-attending between 3 & 9 months - Children	608	1,256	48.4%	57.3%	58.9%	57.5%
% of FP17s for the same patient ID Re-attending between 3 & 9 months - Adults	2,004	4,512	44.4%	52.2%	52.5%	50.4%
% of FP17s for Band 1 Urgent Courses	1,065	5,448	19.5%	8.3%	9.3%	9.1%
% of FP17s Relating to Free Repair or Replacements	165	5,448	3.0%	1.2%	1.0%	0.8%
% of FP17s Relating to Continuations	63	5,448	1.2%	1.6%	1.5%	1.3%
% of Patients satisfied with the dentistry they have received	18	19	94.7%	92.5%	93.1%	92.7%
% of Patients satisfied with the time they had to wait for an appointment	17	19	89.5%	90.6%	89.8%	88.8%

\* This is based on patients treated on this contract for their most recent course of treatment. Figures in italics indicate the base number of FP17s or Patient Questionnaire responses are less than 100. N/A is shown where the base number of responses is less than 10 during the period. % is calculated as Quantity/Base number\*100

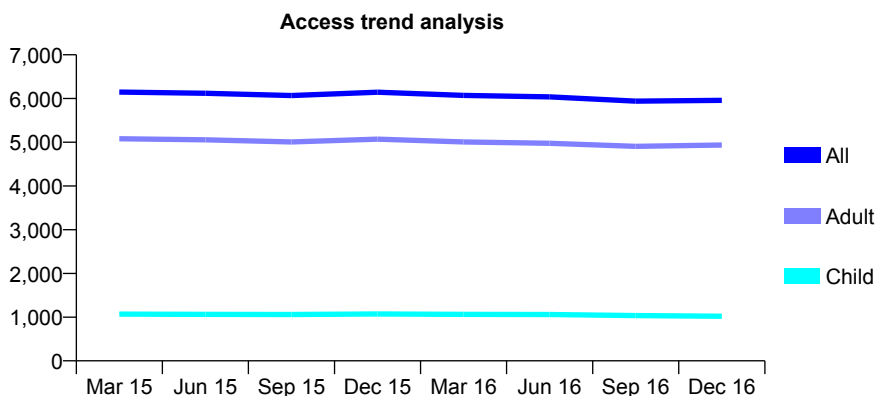
## Q49 - Vital Signs At a Glance Contract Report for 341894/0001 - December 2016

Name or company name	MR YA NOJIB
Contract type name	GDS Contract
Purpose of contract	General
Contract start date	14/04/2007
Contract end date	

16/17 Contracted general activity (UDA)	18,117
Carry forward general activity (UDA)	138
16/17 Contracted orthodontic activity (UOA)	0
Carry forward orthodontic activity (UOA)	0
Baseline contract value	£485,831.17

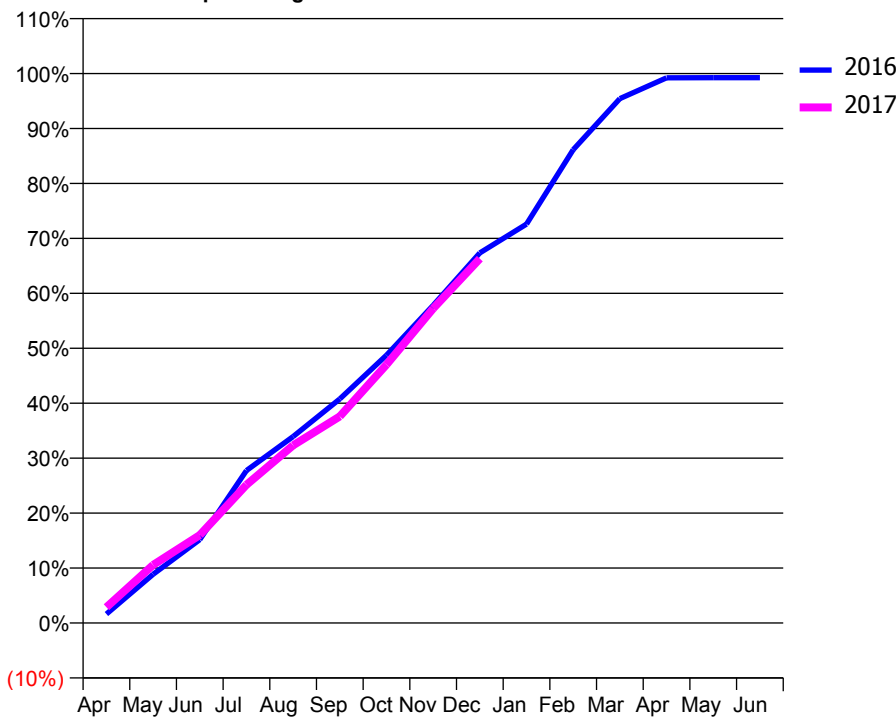
### ACCESS\*

Patients seen in 24 months	Total	Change since previous quarter
Quarter ending December 2015	6,145	
Quarter ending March 2016	6,072	↓
Quarter ending June 2016	6,037	→
Quarter ending September 2016	5,941	↓
Quarter ending December 2016	5,957	→
<b>Variance since December 2015</b>	<b>(3.1%)</b>	<b>↓</b>



### ACTIVITY

Cumulative percentage of contracted UDA delivered 2016 & 2017



Month	Adjusted Scheduled Activity (UDA)	
	2016	2017
April	297	522
May	1,607	1,916
June	2,750	2,901
July	5,026	4,556
August	6,150	5,860
September	7,390	6,811
October	8,829	8,518
November	10,475	10,371
December	12,202	12,015
January	13,152	
February	15,603	
March	17,289	
April	17,975	
May	17,978	
June	17,979	

### QUALITY

	Quantity	Base Number	Contract	AT	Region	England
% of FP17s for the same patient ID Re-attending within 3 months - Children	96	1,254	7.7%	11.7%	13.4%	12.4%
% of FP17s for the same patient ID Re-attending within 3 months - Adults	744	5,985	12.4%	15.7%	17.3%	16.6%
% of FP17s for the same patient ID Re-attending between 3 & 9 months - Children	871	1,254	69.5%	57.3%	58.9%	57.5%
% of FP17s for the same patient ID Re-attending between 3 & 9 months - Adults	4,192	5,985	70.0%	52.2%	52.5%	50.4%
% of FP17s for Band 1 Urgent Courses	256	6,585	3.9%	8.3%	9.3%	9.1%
% of FP17s Relating to Free Repair or Replacements	138	6,585	2.1%	1.2%	1.0%	0.8%
% of FP17s Relating to Continuations	174	6,585	2.6%	1.6%	1.5%	1.3%
% of Patients satisfied with the dentistry they have received	7	8	N/A	92.5%	93.1%	92.7%
% of Patients satisfied with the time they had to wait for an appointment	8	8	N/A	90.6%	89.8%	88.8%

\* This is based on patients treated on this contract for their most recent course of treatment. Figures in italics indicate the base number of FP17s or Patient Questionnaire responses are less than 100. N/A is shown where the base number of responses is less than 10 during the period. % is calculated as Quantity/Base number\*100

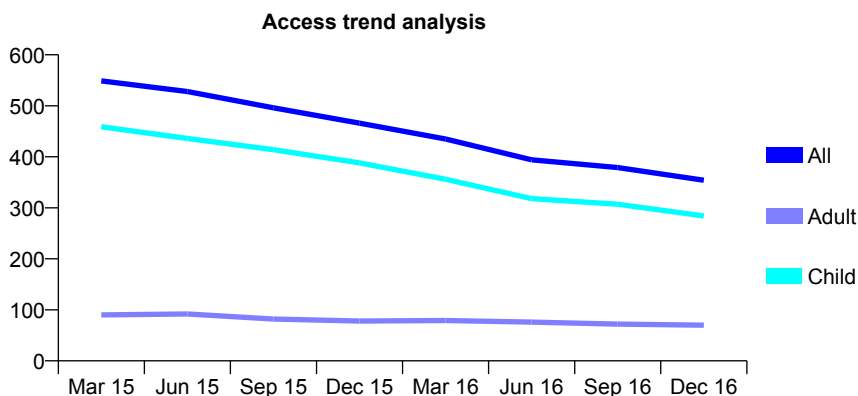
## Q49 - Vital Signs At a Glance Contract Report for 341894/0004 - December 2016

Name or company name	MR YA NOJIB
Contract type name	GDS Contract
Purpose of contract	General
Contract start date	01/04/2011
Contract end date	

16/17 Contracted general activity (UDA)	2,031
Carry forward general activity (UDA)	0
16/17 Contracted orthodontic activity (UOA)	0
Carry forward orthodontic activity (UOA)	0
Baseline contract value	£43,555.57

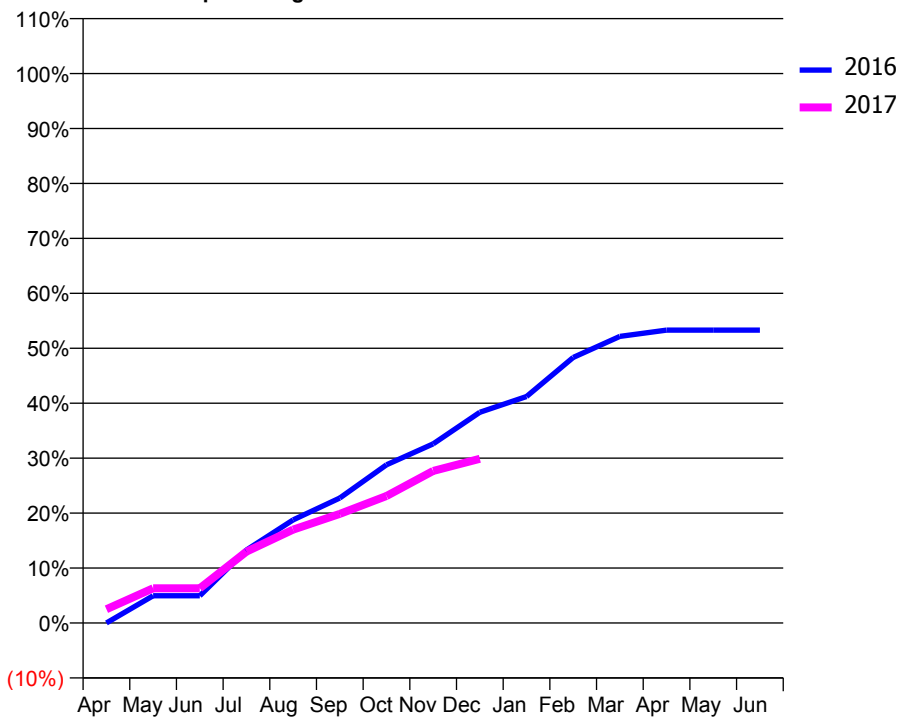
### ACCESS\*

Patients seen in 24 months	Total	Change since previous quarter
Quarter ending December 2015	466	
Quarter ending March 2016	435	↓
Quarter ending June 2016	394	↓
Quarter ending September 2016	379	↓
Quarter ending December 2016	354	↓
<b>Variance since December 2015</b>	<b>(24.0%)</b>	<b>↓</b>



### ACTIVITY

Cumulative percentage of contracted UDA delivered 2016 & 2017



Adjusted Scheduled Activity (UDA)

Month	2016	2017
April	0	51
May	101	128
June	101	128
July	270	264
August	381	345
September	462	403
October	585	469
November	662	562
December	779	607
January	837	
February	981	
March	1,059	
April	1,082	
May	1,082	
June	1,082	

### QUALITY

	Quantity	Base Number	Contract	AT	Region	England
% of FP17s for the same patient ID Re-attending within 3 months - Children	39	393	9.9%	11.7%	13.4%	12.4%
% of FP17s for the same patient ID Re-attending within 3 months - Adults	6	32	18.8%	15.7%	17.3%	16.6%
% of FP17s for the same patient ID Re-attending between 3 & 9 months - Children	284	393	72.3%	57.3%	58.9%	57.5%
% of FP17s for the same patient ID Re-attending between 3 & 9 months - Adults	24	32	75.0%	52.2%	52.5%	50.4%
% of FP17s for Band 1 Urgent Courses	11	408	2.7%	8.3%	9.3%	9.1%
% of FP17s Relating to Free Repair or Replacements	0	408	0.0%	1.2%	1.0%	0.8%
% of FP17s Relating to Continuations	1	408	0.2%	1.6%	1.5%	1.3%
% of Patients satisfied with the dentistry they have received	0	0	N/A	92.5%	93.1%	92.7%
% of Patients satisfied with the time they had to wait for an appointment	0	0	N/A	90.6%	89.8%	88.8%

\* This is based on patients treated on this contract for their most recent course of treatment. Figures in italics indicate the base number of FP17s or Patient Questionnaire responses are less than 100. N/A is shown where the base number of responses is less than 10 during the period. % is calculated as Quantity/Base number\*100

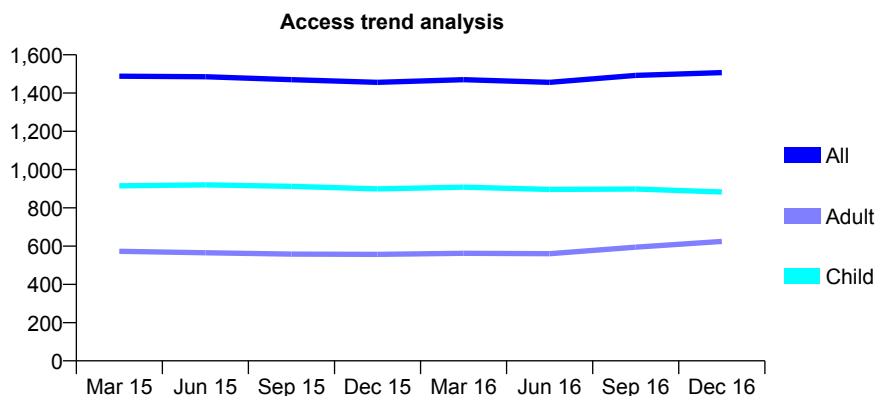
## Q49 - Vital Signs At a Glance Contract Report for 344702/0001 - December 2016

Name or company name	MRS EM GRIFFIN
Contract type name	GDS Contract
Purpose of contract	General
Contract start date	01/01/2012
Contract end date	

16/17 Contracted general activity (UDA)	4,000
Carry forward general activity (UDA)	154
16/17 Contracted orthodontic activity (UOA)	0
Carry forward orthodontic activity (UOA)	0
Baseline contract value	£97,770.86

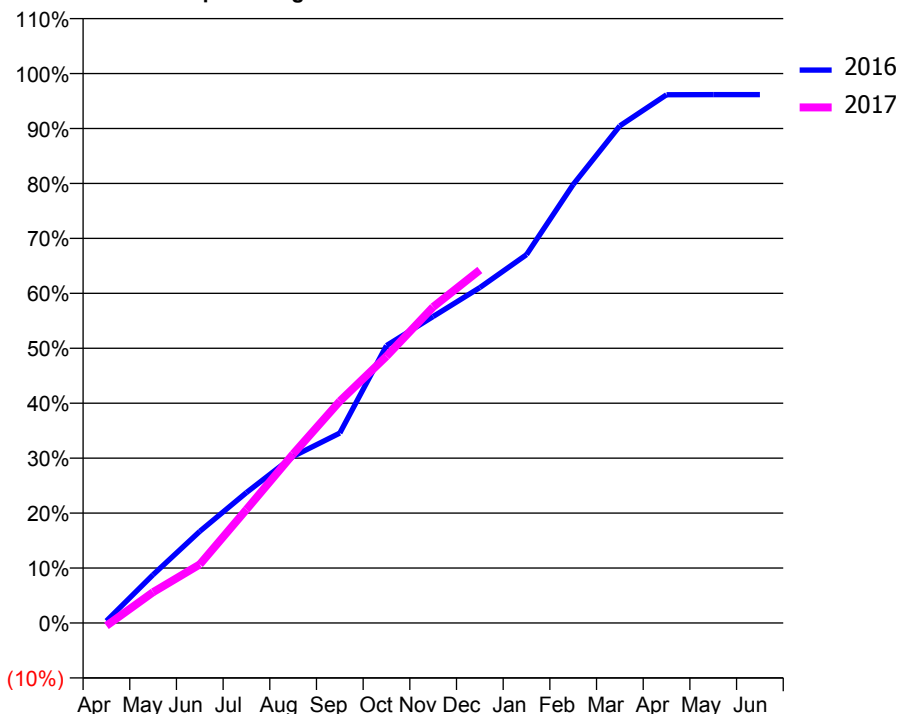
### ACCESS\*

Patients seen in 24 months	Total	Change since previous quarter
Quarter ending December 2015	1,456	
Quarter ending March 2016	1,470	→
Quarter ending June 2016	1,456	→
Quarter ending September 2016	1,492	↑
Quarter ending December 2016	1,507	→
<b>Variance since December 2015</b>	<b>3.5%</b>	<b>↑</b>



### ACTIVITY

Cumulative percentage of contracted UDA delivered 2016 & 2017



Month	Adjusted Scheduled Activity (UDA)	
	2016	2017
April	15	-21
May	352	225
June	667	426
July	950	826
August	1,213	1,230
September	1,383	1,615
October	2,020	1,942
November	2,231	2,301
December	2,442	2,570
January	2,682	
February	3,192	
March	3,619	
April	3,845	
May	3,846	
June	3,846	

### QUALITY

	Quantity	Base Number	Contract	AT	Region	England
% of FP17s for the same patient ID Re-attending within 3 months - Children	124	1,267	9.8%	11.7%	13.4%	12.4%
% of FP17s for the same patient ID Re-attending within 3 months - Adults	92	653	14.1%	15.7%	17.3%	16.6%
% of FP17s for the same patient ID Re-attending between 3 & 9 months - Children	922	1,267	72.8%	57.3%	58.9%	57.5%
% of FP17s for the same patient ID Re-attending between 3 & 9 months - Adults	426	653	65.2%	52.2%	52.5%	50.4%
% of FP17s for Band 1 Urgent Courses	66	1,798	3.7%	8.3%	9.3%	9.1%
% of FP17s Relating to Free Repair or Replacements	7	1,798	0.4%	1.2%	1.0%	0.8%
% of FP17s Relating to Continuations	6	1,798	0.3%	1.6%	1.5%	1.3%
% of Patients satisfied with the dentistry they have received	3	3	N/A	92.5%	93.1%	92.7%
% of Patients satisfied with the time they had to wait for an appointment	3	3	N/A	90.6%	89.8%	88.8%

\* This is based on patients treated on this contract for their most recent course of treatment. Figures in italics indicate the base number of FP17s or Patient Questionnaire responses are less than 100. N/A is shown where the base number of responses is less than 10 during the period. % is calculated as Quantity/Base number\*100

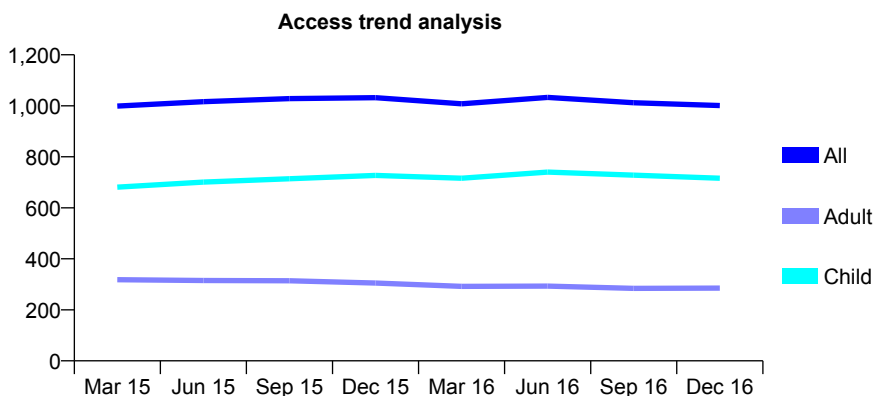
## Q49 - Vital Signs At a Glance Contract Report for 357499/0001 - December 2016

Name or company name	MR TD DAVIES
Contract type name	GDS Contract
Purpose of contract	General
Contract start date	01/08/2012
Contract end date	

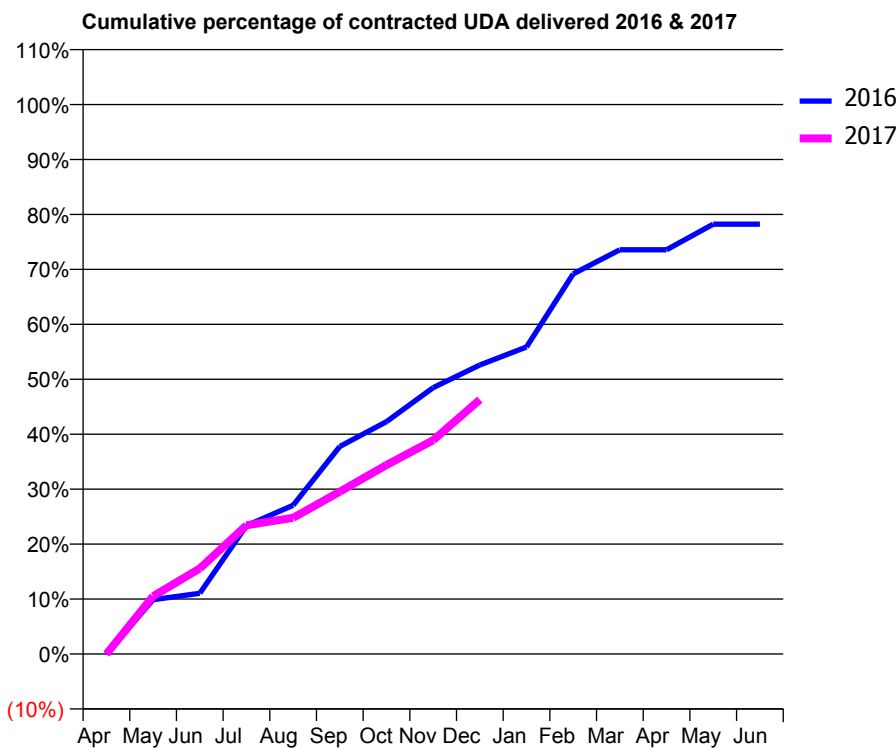
16/17 Contracted general activity (UDA)	3,093
Carry forward general activity (UDA)	0
16/17 Contracted orthodontic activity (UOA)	0
Carry forward orthodontic activity (UOA)	0
Baseline contract value	£68,066.62

### ACCESS\*

Patients seen in 24 months	Total	Change since previous quarter
Quarter ending December 2015	1,032	
Quarter ending March 2016	1,008	↓
Quarter ending June 2016	1,033	↑
Quarter ending September 2016	1,012	↓
Quarter ending December 2016	1,001	↓
<b>Variance since December 2015</b>	<b>(3.0%)</b>	<b>↓</b>



### ACTIVITY



Month	Adjusted Scheduled Activity (UDA)	
	2016	2017
April	0	0
May	306	325
June	342	481
July	722	725
August	837	767
September	1,168	914
October	1,308	1,064
November	1,499	1,203
December	1,627	1,432
January	1,728	
February	2,139	
March	2,275	
April	2,275	
May	2,420	
June	2,420	

### QUALITY

	Quantity	Base Number	Contract	AT	Region	England
% of FP17s for the same patient ID Re-attending within 3 months - Children	44	635	6.9%	11.7%	13.4%	12.4%
% of FP17s for the same patient ID Re-attending within 3 months - Adults	42	212	19.8%	15.7%	17.3%	16.6%
% of FP17s for the same patient ID Re-attending between 3 & 9 months - Children	336	635	52.9%	57.3%	58.9%	57.5%
% of FP17s for the same patient ID Re-attending between 3 & 9 months - Adults	95	212	44.8%	52.2%	52.5%	50.4%
% of FP17s for Band 1 Urgent Courses	58	772	7.5%	8.3%	9.3%	9.1%
% of FP17s Relating to Free Repair or Replacements	0	772	0.0%	1.2%	1.0%	0.8%
% of FP17s Relating to Continuations	8	772	1.0%	1.6%	1.5%	1.3%
% of Patients satisfied with the dentistry they have received	1	1	N/A	92.5%	93.1%	92.7%
% of Patients satisfied with the time they had to wait for an appointment	1	1	N/A	90.6%	89.8%	88.8%

\* This is based on patients treated on this contract for their most recent course of treatment. Figures in italics indicate the base number of FP17s or Patient Questionnaire responses are less than 100. N/A is shown where the base number of responses is less than 10 during the period. % is calculated as Quantity/Base number\*100

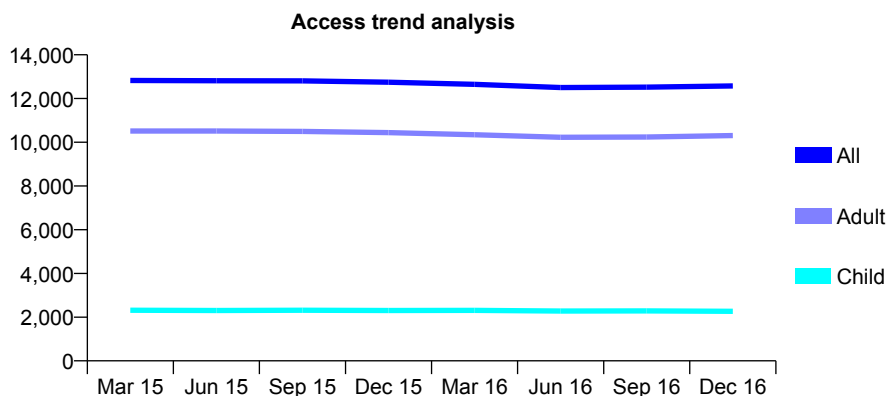
## Q49 - Vital Signs At a Glance Contract Report for 358398/0001 - December 2016

Name or company name	MR DJ RYNN
Contract type name	GDS Contract
Purpose of contract	General
Contract start date	01/04/2011
Contract end date	

16/17 Contracted general activity (UDA)	37,204
Carry forward general activity (UDA)	428
16/17 Contracted orthodontic activity (UOA)	0
Carry forward orthodontic activity (UOA)	0
Baseline contract value	£866,332.05

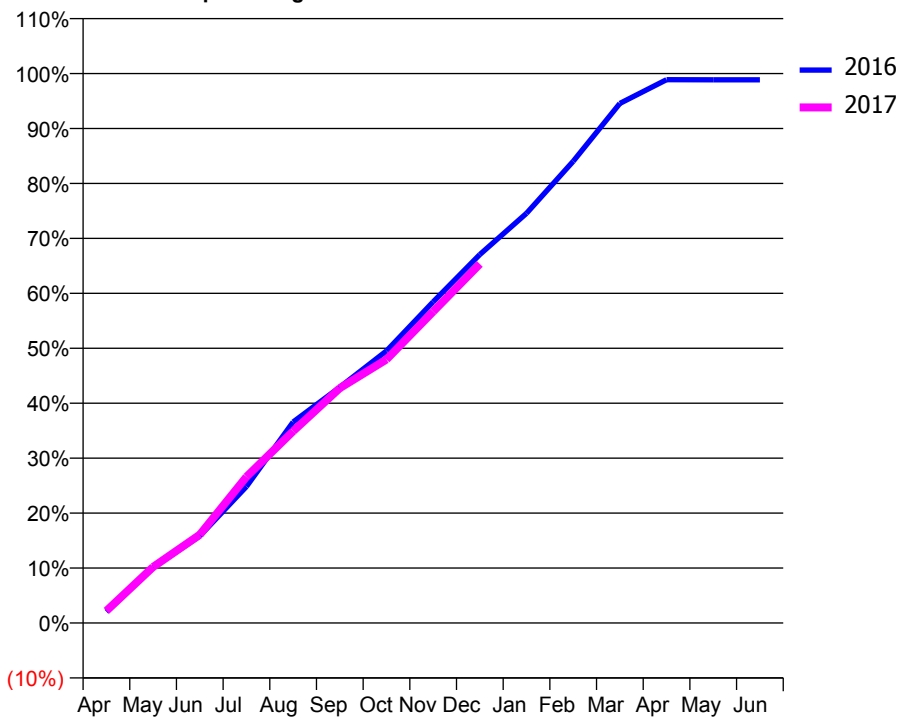
### ACCESS\*

Patients seen in 24 months	Total	Change since previous quarter
Quarter ending December 2015	12,745	
Quarter ending March 2016	12,648	→
Quarter ending June 2016	12,502	↓
Quarter ending September 2016	12,519	→
Quarter ending December 2016	12,573	→
<b>Variance since December 2015</b>	<b>(1.3%)</b>	<b>↓</b>



### ACTIVITY

Cumulative percentage of contracted UDA delivered 2016 & 2017



Month	Adjusted Scheduled Activity (UDA)	
	2016	2017
April	762	828
May	3,774	3,795
June	5,889	5,984
July	9,238	9,895
August	13,614	12,988
September	15,964	15,901
October	18,420	17,846
November	21,747	21,083
December	24,948	24,306
January	27,736	
February	31,264	
March	35,183	
April	36,783	
May	36,776	
June	36,776	

### QUALITY

	Quantity	Base Number	Contract	AT	Region	England
% of FP17s for the same patient ID Re-attending within 3 months - Children	167	2,857	5.8%	11.7%	13.4%	12.4%
% of FP17s for the same patient ID Re-attending within 3 months - Adults	1,540	13,381	11.5%	15.7%	17.3%	16.6%
% of FP17s for the same patient ID Re-attending between 3 & 9 months - Children	2,023	2,857	70.8%	57.3%	58.9%	57.5%
% of FP17s for the same patient ID Re-attending between 3 & 9 months - Adults	9,759	13,381	72.9%	52.2%	52.5%	50.4%
% of FP17s for Band 1 Urgent Courses	1,009	14,810	6.8%	8.3%	9.3%	9.1%
% of FP17s Relating to Free Repair or Replacements	143	14,810	1.0%	1.2%	1.0%	0.8%
% of FP17s Relating to Continuations	154	14,810	1.0%	1.6%	1.5%	1.3%
% of Patients satisfied with the dentistry they have received	22	22	100.0%	92.5%	93.1%	92.7%
% of Patients satisfied with the time they had to wait for an appointment	21	22	95.5%	90.6%	89.8%	88.8%

\* This is based on patients treated on this contract for their most recent course of treatment. Figures in italics indicate the base number of FP17s or Patient Questionnaire responses are less than 100. N/A is shown where the base number of responses is less than 10 during the period. % is calculated as Quantity/Base number\*100

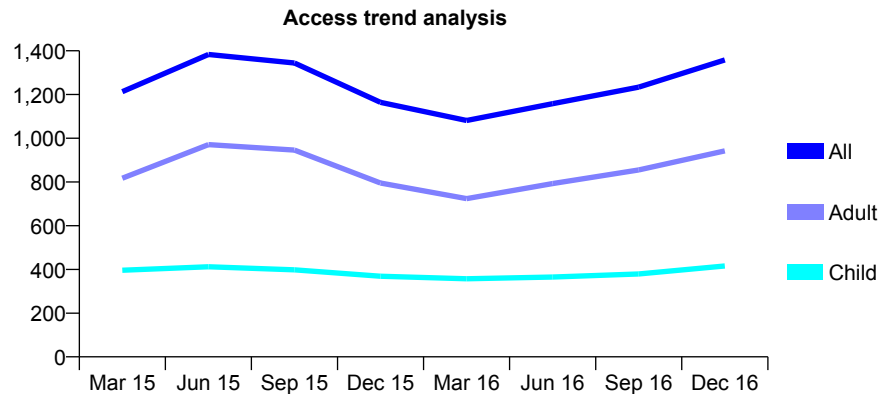
## Q49 - Vital Signs At a Glance Contract Report for 367672/0001 - December 2016

Name or company name	MR GA HARRISON
Contract type name	GDS Contract
Purpose of contract	General
Contract start date	01/08/2006
Contract end date	

16/17 Contracted general activity (UDA)	2,190
Carry forward general activity (UDA)	23
16/17 Contracted orthodontic activity (UOA)	0
Carry forward orthodontic activity (UOA)	0
Baseline contract value	£51,781.10

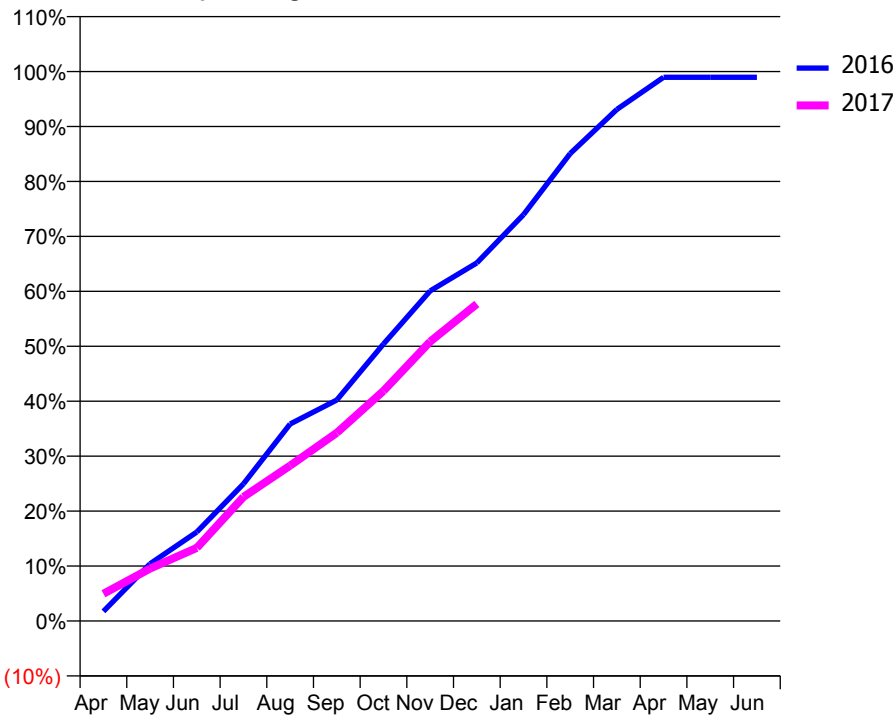
### ACCESS\*

Patients seen in 24 months	Total	Change since previous quarter
Quarter ending December 2015	1,164	
Quarter ending March 2016	1,081	↓
Quarter ending June 2016	1,158	↑
Quarter ending September 2016	1,234	↑
Quarter ending December 2016	1,358	↑
<b>Variance since December 2015</b>	<b>16.7%</b>	<b>↑</b>



### ACTIVITY

Cumulative percentage of contracted UDA delivered 2016 & 2017



Month	Adjusted Scheduled Activity (UDA)	
	2016	2017
April	38	109
May	228	209
June	355	292
July	547	494
August	785	620
September	881	750
October	1,104	917
November	1,315	1,113
December	1,427	1,264
January	1,619	
February	1,863	
March	2,039	
April	2,167	
May	2,167	
June	2,167	

### QUALITY

	Quantity	Base Number	Contract	AT	Region	England
% of FP17s for the same patient ID Re-attending within 3 months - Children	40	536	7.5%	11.7%	13.4%	12.4%
% of FP17s for the same patient ID Re-attending within 3 months - Adults	142	1,135	12.5%	15.7%	17.3%	16.6%
% of FP17s for the same patient ID Re-attending between 3 & 9 months - Children	262	536	48.9%	57.3%	58.9%	57.5%
% of FP17s for the same patient ID Re-attending between 3 & 9 months - Adults	438	1,135	38.6%	52.2%	52.5%	50.4%
% of FP17s for Band 1 Urgent Courses	73	750	9.7%	8.3%	9.3%	9.1%
% of FP17s Relating to Free Repair or Replacements	5	750	0.7%	1.2%	1.0%	0.8%
% of FP17s Relating to Continuations	18	750	2.4%	1.6%	1.5%	1.3%
% of Patients satisfied with the dentistry they have received	2	2	N/A	92.5%	93.1%	92.7%
% of Patients satisfied with the time they had to wait for an appointment	2	2	N/A	90.6%	89.8%	88.8%

\* This is based on patients treated on this contract for their most recent course of treatment. Figures in italics indicate the base number of FP17s or Patient Questionnaire responses are less than 100. N/A is shown where the base number of responses is less than 10 during the period. % is calculated as Quantity/Base number\*100



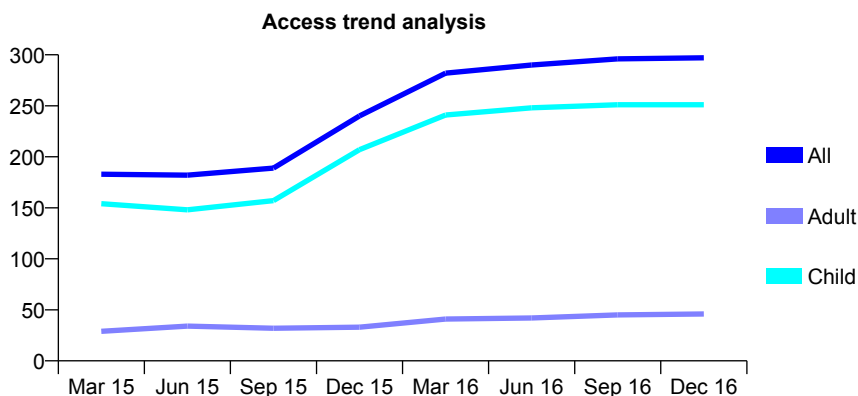
## Q49 - Vital Signs At a Glance Contract Report for 565989/0001 - December 2016

Name or company name	Wetheral Dental Practice
Contract type name	GDS Contract
Purpose of contract	General
Contract start date	01/04/2006
Contract end date	

16/17 Contracted general activity (UDA)	506
Carry forward general activity (UDA)	0
16/17 Contracted orthodontic activity (UOA)	0
Carry forward orthodontic activity (UOA)	0
Baseline contract value	£12,312.66

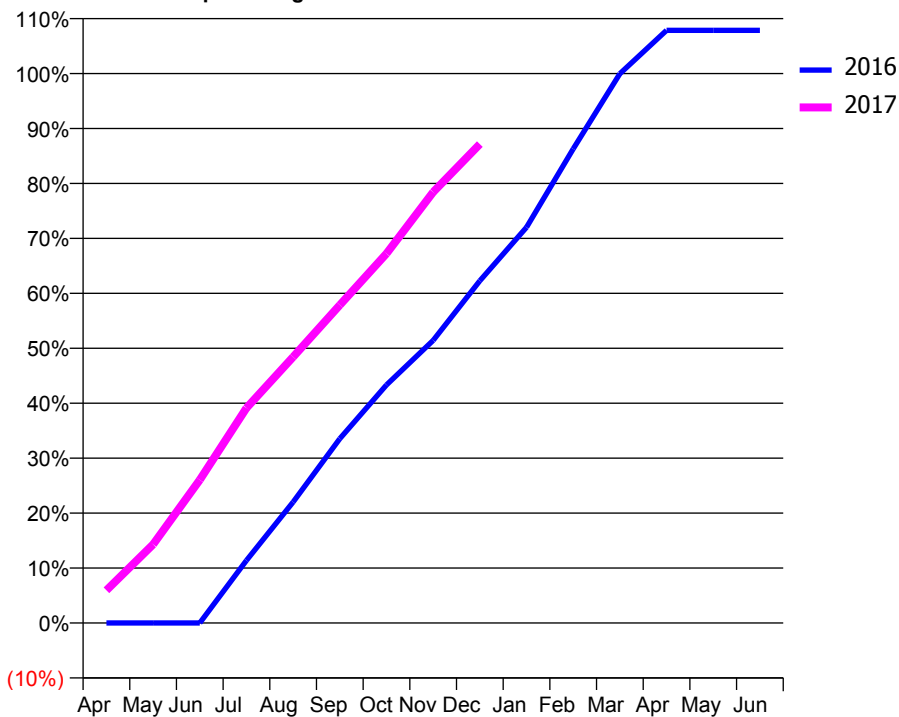
### ACCESS\*

Patients seen in 24 months	Total	Change since previous quarter
Quarter ending December 2015	240	
Quarter ending March 2016	282	↑
Quarter ending June 2016	290	↑
Quarter ending September 2016	296	↑
Quarter ending December 2016	297	→
<b>Variance since December 2015</b>	<b>23.8%</b>	<b>↑</b>



### ACTIVITY

Cumulative percentage of contracted UDA delivered 2016 & 2017



Month	Adjusted Scheduled Activity (UDA)	
	2016	2017
April	0	30
May	0	72
June	0	132
July	58	198
August	111	245
September	170	293
October	219	340
November	260	397
December	315	441
January	364	
February	437	
March	506	
April	546	
May	546	
June	546	

### QUALITY

	Quantity	Base Number	Contract	AT	Region	England
% of FP17s for the same patient ID Re-attending within 3 months - Children	31	343	9.0%	11.7%	13.4%	12.4%
% of FP17s for the same patient ID Re-attending within 3 months - Adults	2	29	6.9%	15.7%	17.3%	16.6%
% of FP17s for the same patient ID Re-attending between 3 & 9 months - Children	255	343	74.3%	57.3%	58.9%	57.5%
% of FP17s for the same patient ID Re-attending between 3 & 9 months - Adults	21	29	72.4%	52.2%	52.5%	50.4%
% of FP17s for Band 1 Urgent Courses	15	343	4.4%	8.3%	9.3%	9.1%
% of FP17s Relating to Free Repair or Replacements	0	343	0.0%	1.2%	1.0%	0.8%
% of FP17s Relating to Continuations	0	343	0.0%	1.6%	1.5%	1.3%
% of Patients satisfied with the dentistry they have received	0	0	N/A	92.5%	93.1%	92.7%
% of Patients satisfied with the time they had to wait for an appointment	0	0	N/A	90.6%	89.8%	88.8%

\* This is based on patients treated on this contract for their most recent course of treatment. Figures in italics indicate the base number of FP17s or Patient Questionnaire responses are less than 100. N/A is shown where the base number of responses is less than 10 during the period. % is calculated as Quantity/Base number\*100

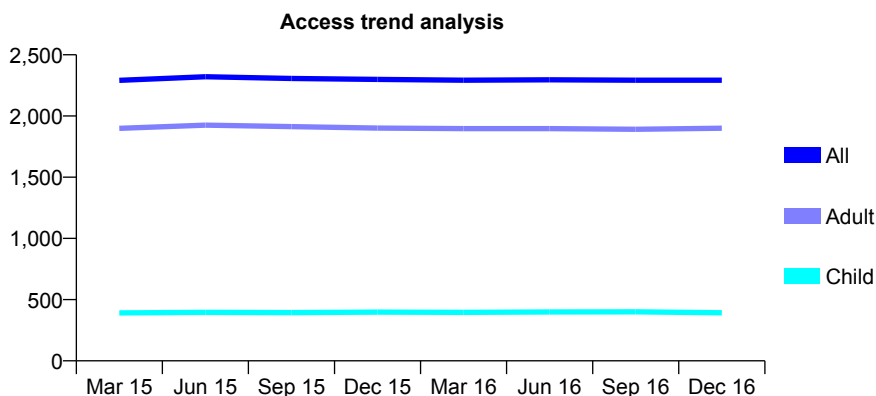
## Q49 - Vital Signs At a Glance Contract Report for 567337/0001 - December 2016

Name or company name	Harley House Dental Practice
Contract type name	GDS Contract
Purpose of contract	General and Orthodontic
Contract start date	01/04/2006
Contract end date	

16/17 Contracted general activity (UDA)	7,344
Carry forward general activity (UDA)	42
16/17 Contracted orthodontic activity (UOA)	0
Carry forward orthodontic activity (UOA)	0
Baseline contract value	£183,236.56

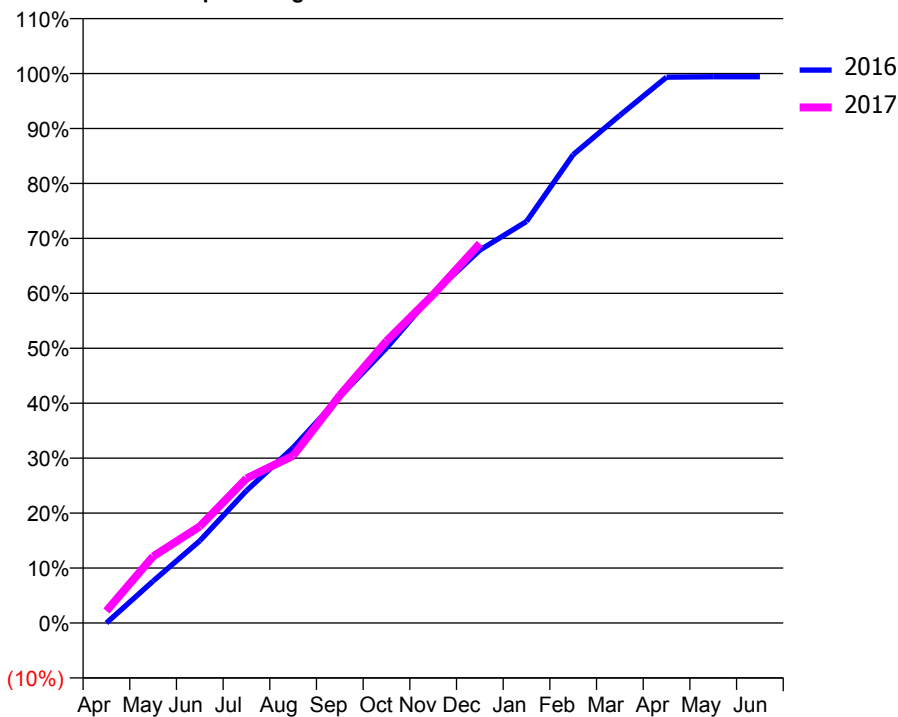
### ACCESS\*

Patients seen in 24 months	Total	Change since previous quarter
Quarter ending December 2015	2,299	
Quarter ending March 2016	2,293	→
Quarter ending June 2016	2,296	→
Quarter ending September 2016	2,292	→
Quarter ending December 2016	2,293	→
<b>Variance since December 2015</b>	<b>(0.3%)</b>	<b>→</b>



### ACTIVITY

Cumulative percentage of contracted UDA delivered 2016 & 2017



Month	Adjusted Scheduled Activity (UDA)	
	2016	2017
April	0	161
May	556	890
June	1,091	1,291
July	1,755	1,933
August	2,326	2,236
September	3,002	3,044
October	3,647	3,768
November	4,364	4,388
December	4,944	5,072
January	5,324	
February	6,211	
March	6,732	
April	7,238	
May	7,244	
June	7,244	

### QUALITY

	Quantity	Base Number	Contract	AT	Region	England
% of FP17s for the same patient ID Re-attending within 3 months - Children	40	545	7.3%	11.7%	13.4%	12.4%
% of FP17s for the same patient ID Re-attending within 3 months - Adults	344	2,302	14.9%	15.7%	17.3%	16.6%
% of FP17s for the same patient ID Re-attending between 3 & 9 months - Children	392	545	71.9%	57.3%	58.9%	57.5%
% of FP17s for the same patient ID Re-attending between 3 & 9 months - Adults	1,451	2,302	63.0%	52.2%	52.5%	50.4%
% of FP17s for Band 1 Urgent Courses	101	2,533	4.0%	8.3%	9.3%	9.1%
% of FP17s Relating to Free Repair or Replacements	12	2,533	0.5%	1.2%	1.0%	0.8%
% of FP17s Relating to Continuations	65	2,533	2.6%	1.6%	1.5%	1.3%
% of Patients satisfied with the dentistry they have received	3	3	N/A	92.5%	93.1%	92.7%
% of Patients satisfied with the time they had to wait for an appointment	3	3	N/A	90.6%	89.8%	88.8%

\* This is based on patients treated on this contract for their most recent course of treatment. Figures in italics indicate the base number of FP17s or Patient Questionnaire responses are less than 100. N/A is shown where the base number of responses is less than 10 during the period. % is calculated as Quantity/Base number\*100

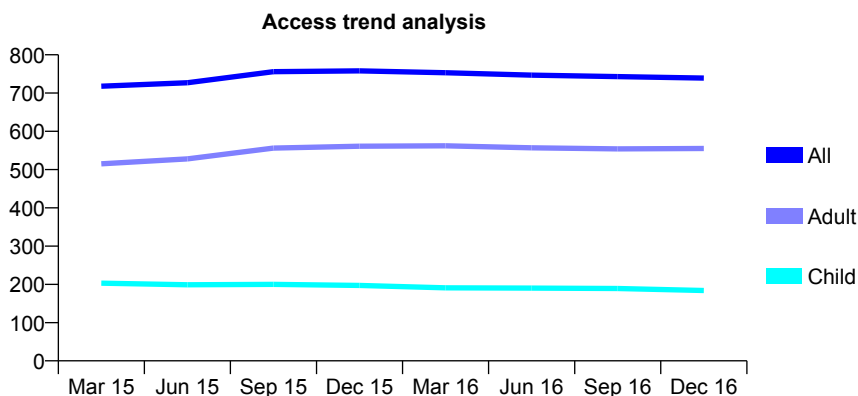
## Q49 - Vital Signs At a Glance Contract Report for 570869/0001 - December 2016

Name or company name	MR MI BHOLAH
Contract type name	GDS Contract
Purpose of contract	General
Contract start date	01/04/2006
Contract end date	

16/17 Contracted general activity (UDA)	3,219
Carry forward general activity (UDA)	0
16/17 Contracted orthodontic activity (UOA)	0
Carry forward orthodontic activity (UOA)	0
Baseline contract value	£85,258.13

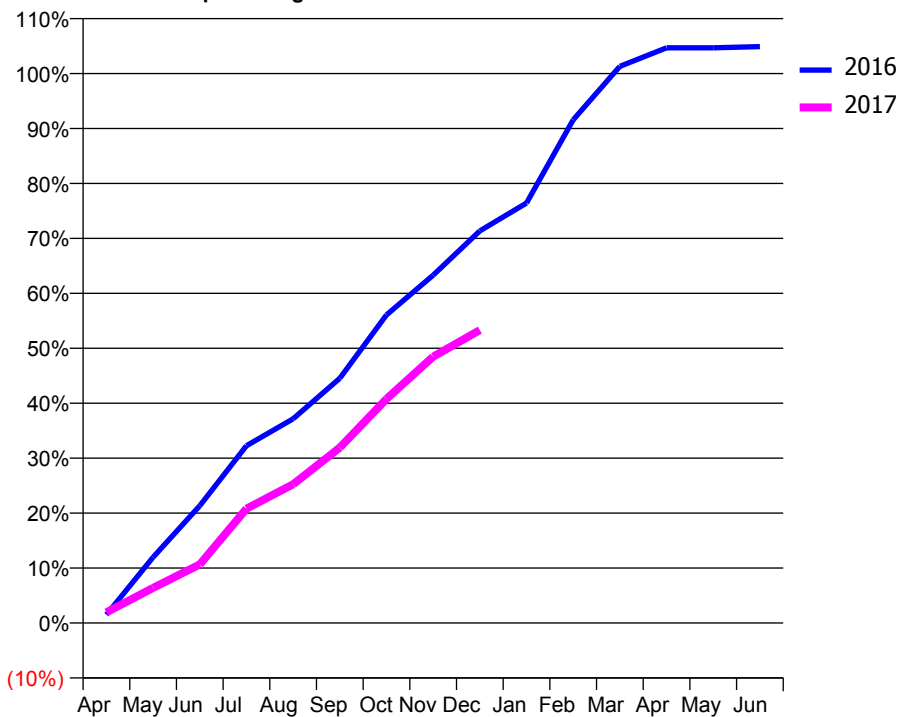
### ACCESS\*

Patients seen in 24 months	Total	Change since previous quarter
Quarter ending December 2015	758	
Quarter ending March 2016	753	→
Quarter ending June 2016	747	→
Quarter ending September 2016	743	→
Quarter ending December 2016	739	→
<b>Variance since December 2015</b>	<b>(2.5%)</b>	<b>↓</b>



### ACTIVITY

Cumulative percentage of contracted UDA delivered 2016 & 2017



Month	Adjusted Scheduled Activity (UDA)	
	2016	2017
April	49	63
May	385	206
June	687	343
July	1,038	670
August	1,196	813
September	1,434	1,028
October	1,805	1,313
November	2,038	1,560
December	2,297	1,716
January	2,460	
February	2,948	
March	3,261	
April	3,369	
May	3,369	
June	3,376	

### QUALITY

	Quantity	Base Number	Contract	AT	Region	England
% of FP17s for the same patient ID Re-attending within 3 months - Children	4	191	2.1%	11.7%	13.4%	12.4%
% of FP17s for the same patient ID Re-attending within 3 months - Adults	45	486	9.3%	15.7%	17.3%	16.6%
% of FP17s for the same patient ID Re-attending between 3 & 9 months - Children	131	191	68.6%	57.3%	58.9%	57.5%
% of FP17s for the same patient ID Re-attending between 3 & 9 months - Adults	284	486	58.4%	52.2%	52.5%	50.4%
% of FP17s for Band 1 Urgent Courses	18	640	2.8%	8.3%	9.3%	9.1%
% of FP17s Relating to Free Repair or Replacements	0	640	0.0%	1.2%	1.0%	0.8%
% of FP17s Relating to Continuations	4	640	0.6%	1.6%	1.5%	1.3%
% of Patients satisfied with the dentistry they have received	2	2	N/A	92.5%	93.1%	92.7%
% of Patients satisfied with the time they had to wait for an appointment	2	2	N/A	90.6%	89.8%	88.8%

\* This is based on patients treated on this contract for their most recent course of treatment. Figures in italics indicate the base number of FP17s or Patient Questionnaire responses are less than 100. N/A is shown where the base number of responses is less than 10 during the period. % is calculated as Quantity/Base number\*100

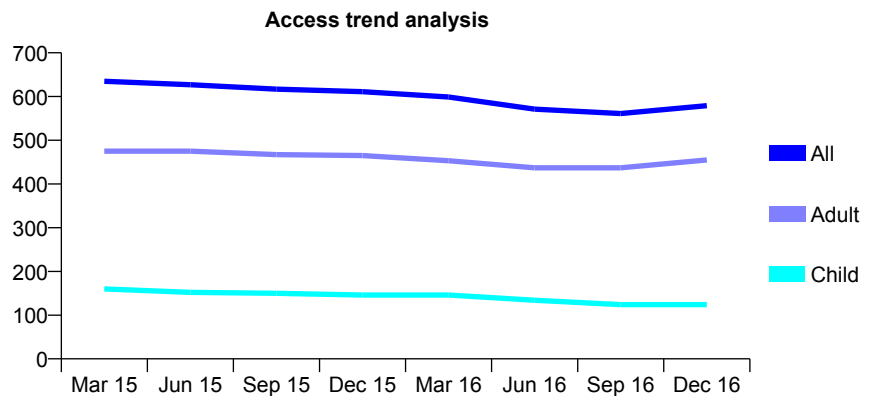
## Q49 - Vital Signs At a Glance Contract Report for 570869/0002 - December 2016

Name or company name	MR MI BHOLAH
Contract type name	GDS Contract
Purpose of contract	General and Orthodontic
Contract start date	01/04/2006
Contract end date	

16/17 Contracted general activity (UDA)	2,956
Carry forward general activity (UDA)	14
16/17 Contracted orthodontic activity (UOA)	0
Carry forward orthodontic activity (UOA)	0
Baseline contract value	£91,764.39

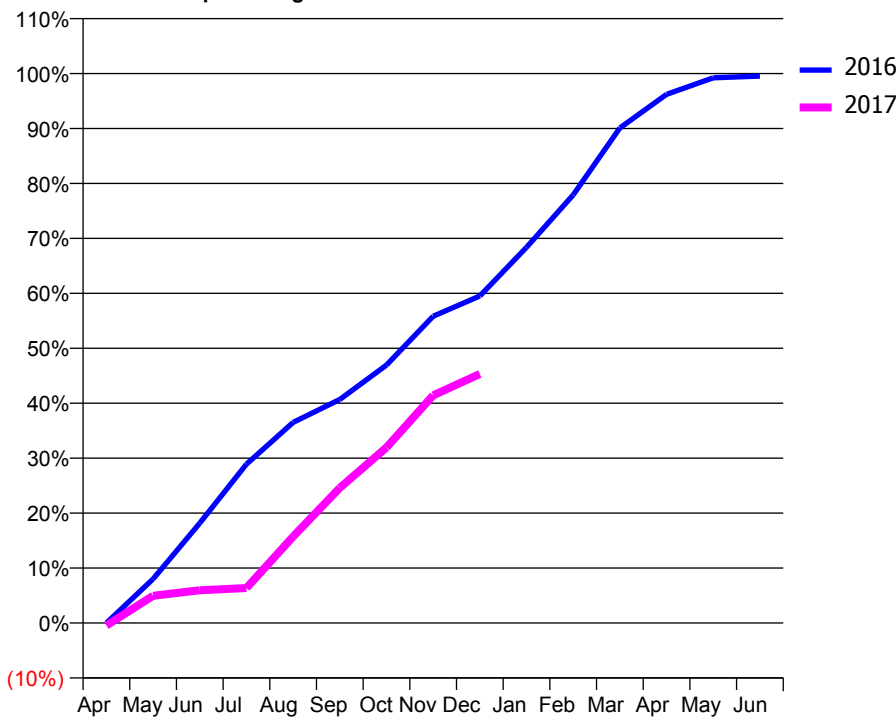
### ACCESS\*

Patients seen in 24 months	Total	Change since previous quarter
Quarter ending December 2015	611	
Quarter ending March 2016	599	↓
Quarter ending June 2016	571	↓
Quarter ending September 2016	561	↓
Quarter ending December 2016	579	↑
<b>Variance since December 2015</b>	<b>(5.2%)</b>	<b>↓</b>



### ACTIVITY

Cumulative percentage of contracted UDA delivered 2016 & 2017



Month	Adjusted Scheduled Activity (UDA)	
	2016	2017
April	0	-14
May	237	146
June	538	176
July	855	188
August	1,079	465
September	1,202	727
October	1,387	944
November	1,650	1,225
December	1,759	1,339
January	2,021	
February	2,303	
March	2,663	
April	2,844	
May	2,933	
June	2,942	

### QUALITY

	Quantity	Base Number	Contract	AT	Region	England
% of FP17s for the same patient ID Re-attending within 3 months - Children	1	97	1.0%	11.7%	13.4%	12.4%
% of FP17s for the same patient ID Re-attending within 3 months - Adults	46	350	13.1%	15.7%	17.3%	16.6%
% of FP17s for the same patient ID Re-attending between 3 & 9 months - Children	59	97	60.8%	57.3%	58.9%	57.5%
% of FP17s for the same patient ID Re-attending between 3 & 9 months - Adults	153	350	43.7%	52.2%	52.5%	50.4%
% of FP17s for Band 1 Urgent Courses	17	396	4.3%	8.3%	9.3%	9.1%
% of FP17s Relating to Free Repair or Replacements	1	396	0.3%	1.2%	1.0%	0.8%
% of FP17s Relating to Continuations	0	396	0.0%	1.6%	1.5%	1.3%
% of Patients satisfied with the dentistry they have received	0	0	N/A	92.5%	93.1%	92.7%
% of Patients satisfied with the time they had to wait for an appointment	0	0	N/A	90.6%	89.8%	88.8%

\* This is based on patients treated on this contract for their most recent course of treatment. Figures in italics indicate the base number of FP17s or Patient Questionnaire responses are less than 100. N/A is shown where the base number of responses is less than 10 during the period. % is calculated as Quantity/Base number\*100

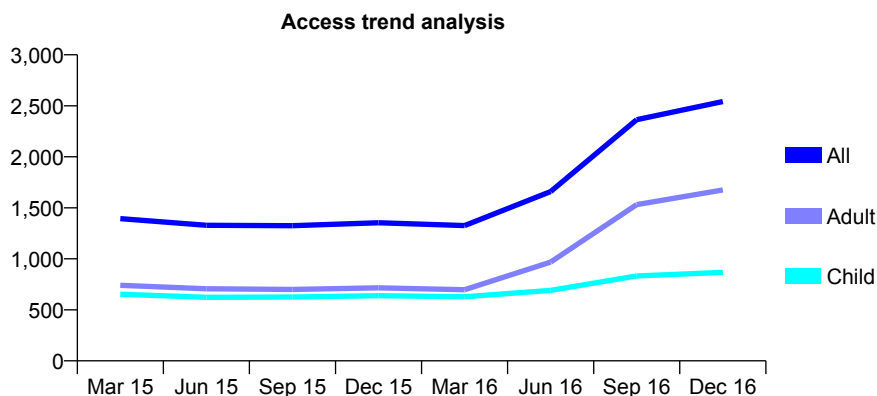
## Q49 - Vital Signs At a Glance Contract Report for 572276/0002 - December 2016

Name or company name	Curzon Street Dental Practice
Contract type name	GDS Contract
Purpose of contract	General
Contract start date	01/04/2006
Contract end date	

16/17 Contracted general activity (UDA)	10,191
Carry forward general activity (UDA)	0
16/17 Contracted orthodontic activity (UOA)	0
Carry forward orthodontic activity (UOA)	0
Baseline contract value	£240,985.00

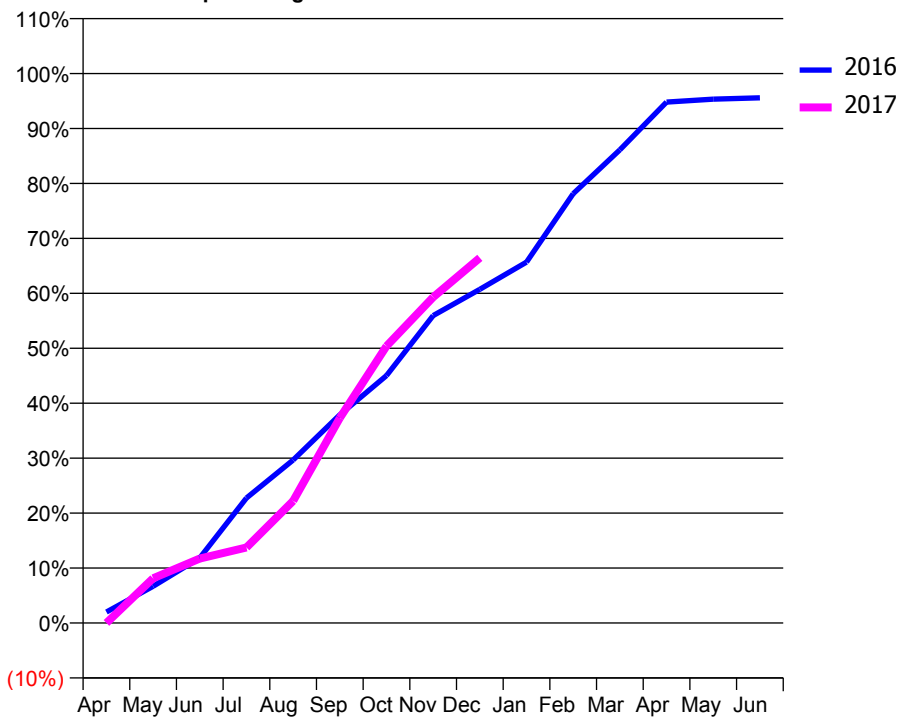
### ACCESS\*

Patients seen in 24 months	Total	Change since previous quarter
Quarter ending December 2015	1,354	
Quarter ending March 2016	1,326	↓
Quarter ending June 2016	1,659	↑
Quarter ending September 2016	2,364	↑
Quarter ending December 2016	2,542	↑
<b>Variance since December 2015</b>	<b>87.7%</b>	<b>↑</b>



### ACTIVITY

Cumulative percentage of contracted UDA delivered 2016 & 2017



Month	Adjusted Scheduled Activity (UDA)	
	2016	2017
April	88	0
May	295	829
June	524	1,195
July	1,005	1,400
August	1,310	2,265
September	1,673	3,802
October	1,988	5,136
November	2,470	6,043
December	2,681	6,773
January	2,900	
February	3,449	
March	3,802	
April	4,185	
May	4,209	
June	4,219	

### QUALITY

	Quantity	Base Number	Contract	AT	Region	England
% of FP17s for the same patient ID Re-attending within 3 months - Children	82	1,145	7.2%	11.7%	13.4%	12.4%
% of FP17s for the same patient ID Re-attending within 3 months - Adults	372	2,310	16.1%	15.7%	17.3%	16.6%
% of FP17s for the same patient ID Re-attending between 3 & 9 months - Children	563	1,145	49.2%	57.3%	58.9%	57.5%
% of FP17s for the same patient ID Re-attending between 3 & 9 months - Adults	750	2,310	32.5%	52.2%	52.5%	50.4%
% of FP17s for Band 1 Urgent Courses	74	3,279	2.3%	8.3%	9.3%	9.1%
% of FP17s Relating to Free Repair or Replacements	23	3,279	0.7%	1.2%	1.0%	0.8%
% of FP17s Relating to Continuations	81	3,279	2.5%	1.6%	1.5%	1.3%
% of Patients satisfied with the dentistry they have received	3	3	N/A	92.5%	93.1%	92.7%
% of Patients satisfied with the time they had to wait for an appointment	3	3	N/A	90.6%	89.8%	88.8%

\* This is based on patients treated on this contract for their most recent course of treatment. Figures in italics indicate the base number of FP17s or Patient Questionnaire responses are less than 100. N/A is shown where the base number of responses is less than 10 during the period. % is calculated as Quantity/Base number\*100

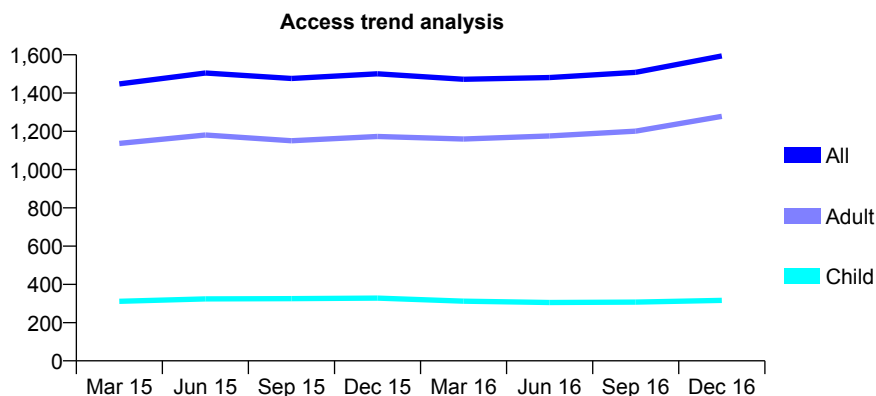
## Q49 - Vital Signs At a Glance Contract Report for 573639/0004 - December 2016

Name or company name	MR SB PABARY
Contract type name	Pilot Contract
Purpose of contract	General
Contract start date	01/06/2007
Contract end date	

16/17 Contracted general activity (UDA)	8,169
Carry forward general activity (UDA)	0
16/17 Contracted orthodontic activity (UOA)	0
Carry forward orthodontic activity (UOA)	0
Baseline contract value	£200,423.63

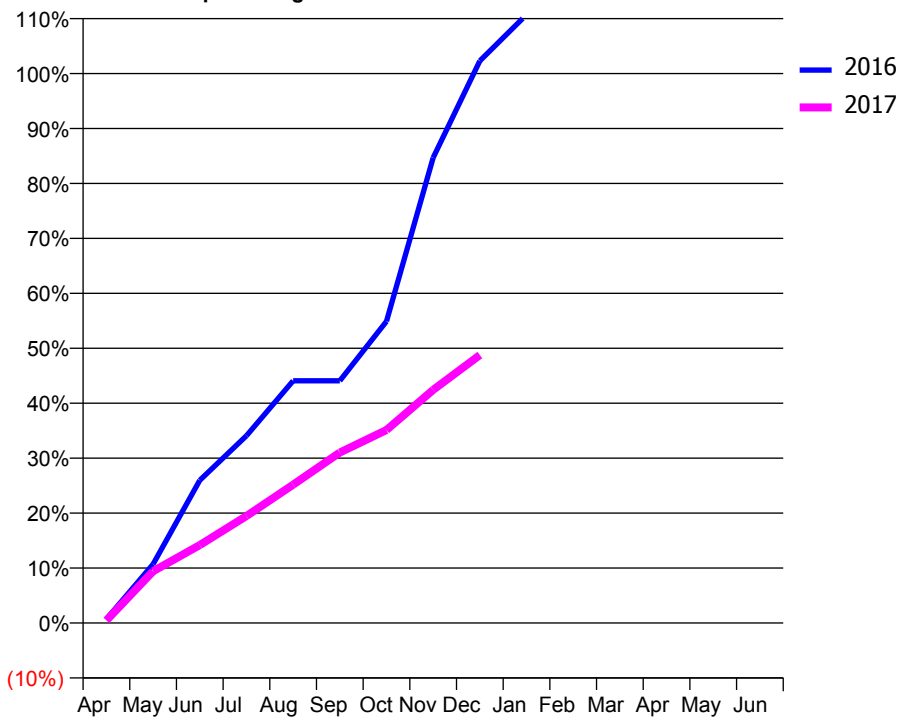
### ACCESS\*

Patients seen in 24 months	Total	Change since previous quarter
Quarter ending December 2015	1,501	
Quarter ending March 2016	1,472	↓
Quarter ending June 2016	1,481	→
Quarter ending September 2016	1,508	→
Quarter ending December 2016	1,594	↑
<b>Variance since December 2015</b>	<b>6.2%</b>	<b>↑</b>



### ACTIVITY

Cumulative percentage of contracted UDA delivered 2016 & 2017



Month	Adjusted Scheduled Activity (UDA)	
	2016	2017
April	21	39
May	318	770
June	772	1,159
July	1,012	1,590
August	1,309	2,057
September	1,309	2,535
October	1,631	2,870
November	2,515	3,466
December	3,038	3,984
January	3,287	
February	3,953	
March	4,365	
April	4,386	
May	4,389	
June	4,390	

### QUALITY

	Quantity	Base Number	Contract	AT	Region	England
% of FP17s for the same patient ID Re-attending within 3 months - Children	6	349	1.7%	11.7%	13.4%	12.4%
% of FP17s for the same patient ID Re-attending within 3 months - Adults	138	1,452	9.5%	15.7%	17.3%	16.6%
% of FP17s for the same patient ID Re-attending between 3 & 9 months - Children	218	349	62.5%	57.3%	58.9%	57.5%
% of FP17s for the same patient ID Re-attending between 3 & 9 months - Adults	815	1,452	56.1%	52.2%	52.5%	50.4%
% of FP17s for Band 1 Urgent Courses	164	1,779	9.2%	8.3%	9.3%	9.1%
% of FP17s Relating to Free Repair or Replacements	8	1,779	0.4%	1.2%	1.0%	0.8%
% of FP17s Relating to Continuations	4	1,779	0.2%	1.6%	1.5%	1.3%
% of Patients satisfied with the dentistry they have received	0	0	N/A	92.5%	93.1%	92.7%
% of Patients satisfied with the time they had to wait for an appointment	0	0	N/A	90.6%	89.8%	88.8%

\* This is based on patients treated on this contract for their most recent course of treatment. Figures in italics indicate the base number of FP17s or Patient Questionnaire responses are less than 100. N/A is shown where the base number of responses is less than 10 during the period. % is calculated as Quantity/Base number\*100

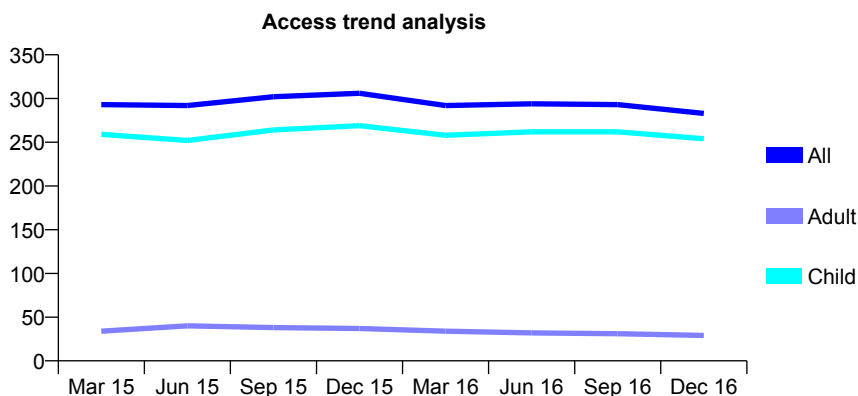
## Q49 - Vital Signs At a Glance Contract Report for 573663/0001 - December 2016

Name or company name	MR FL GODLINGTON
Contract type name	GDS Contract
Purpose of contract	General
Contract start date	01/04/2006
Contract end date	

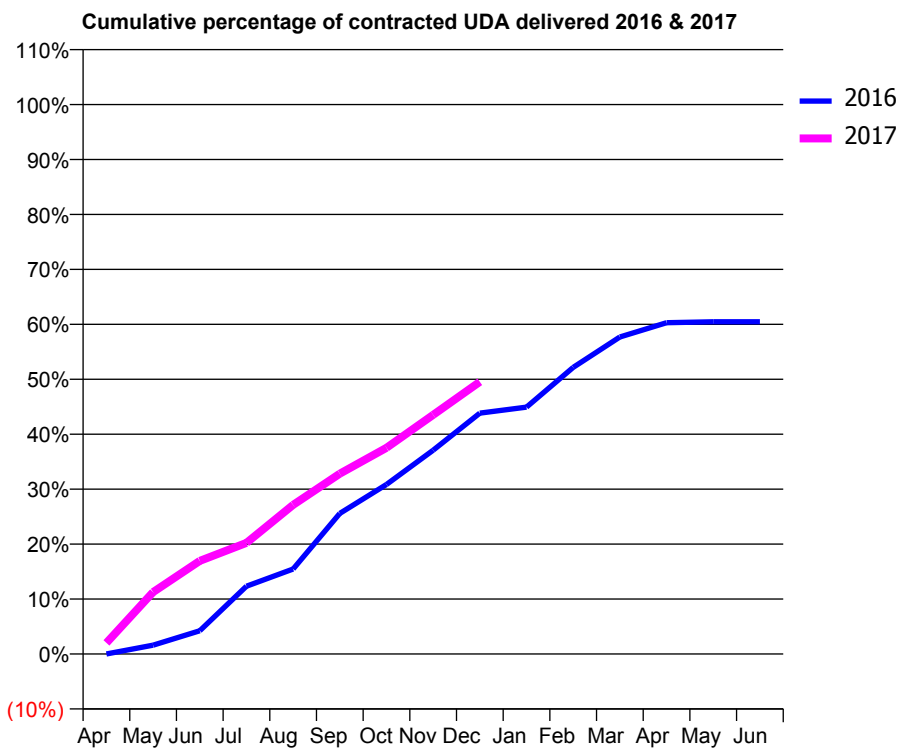
16/17 Contracted general activity (UDA)	740
Carry forward general activity (UDA)	0
16/17 Contracted orthodontic activity (UOA)	0
Carry forward orthodontic activity (UOA)	0
Baseline contract value	£17,252.74

### ACCESS\*

Patients seen in 24 months	Total	Change since previous quarter
Quarter ending December 2015	306	
Quarter ending March 2016	292	↓
Quarter ending June 2016	294	→
Quarter ending September 2016	293	→
Quarter ending December 2016	283	↓
<b>Variance since December 2015</b>	<b>(7.5%)</b>	<b>↓</b>



### ACTIVITY



Month	Adjusted Scheduled Activity (UDA)	
	2016	2017
April	0	15
May	12	83
June	31	125
July	91	150
August	114	201
September	189	243
October	228	278
November	274	322
December	324	367
January	332	
February	386	
March	427	
April	446	
May	447	
June	447	

### QUALITY

	Quantity	Base Number	Contract	AT	Region	England
% of FP17s for the same patient ID Re-attending within 3 months - Children	19	272	7.0%	11.7%	13.4%	12.4%
% of FP17s for the same patient ID Re-attending within 3 months - Adults	0	0	N/A	15.7%	17.3%	16.6%
% of FP17s for the same patient ID Re-attending between 3 & 9 months - Children	168	272	61.8%	57.3%	58.9%	57.5%
% of FP17s for the same patient ID Re-attending between 3 & 9 months - Adults	0	0	N/A	52.2%	52.5%	50.4%
% of FP17s for Band 1 Urgent Courses	8	254	3.1%	8.3%	9.3%	9.1%
% of FP17s Relating to Free Repair or Replacements	0	254	0.0%	1.2%	1.0%	0.8%
% of FP17s Relating to Continuations	0	254	0.0%	1.6%	1.5%	1.3%
% of Patients satisfied with the dentistry they have received	2	2	N/A	92.5%	93.1%	92.7%
% of Patients satisfied with the time they had to wait for an appointment	2	2	N/A	90.6%	89.8%	88.8%

\* This is based on patients treated on this contract for their most recent course of treatment. Figures in italics indicate the base number of FP17s or Patient Questionnaire responses are less than 100. N/A is shown where the base number of responses is less than 10 during the period. % is calculated as Quantity/Base number\*100



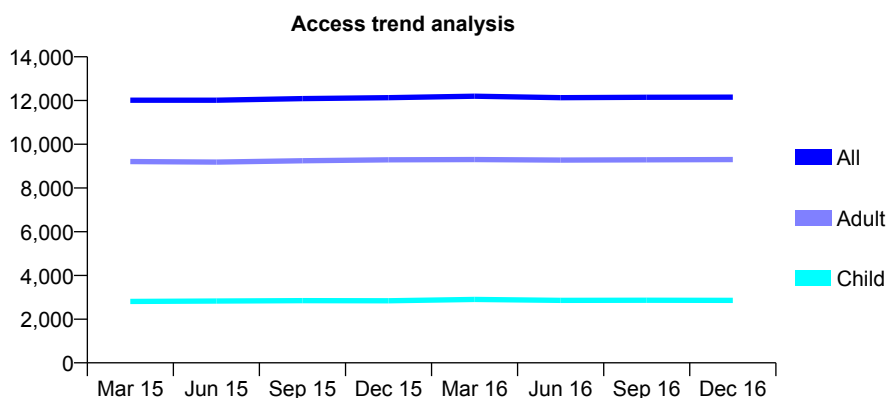
## Q49 - Vital Signs At a Glance Contract Report for 574112/0001 - December 2016

Name or company name	MR JE WILLIAMSON
Contract type name	GDS Contract
Purpose of contract	General and Orthodontic
Contract start date	01/04/2006
Contract end date	

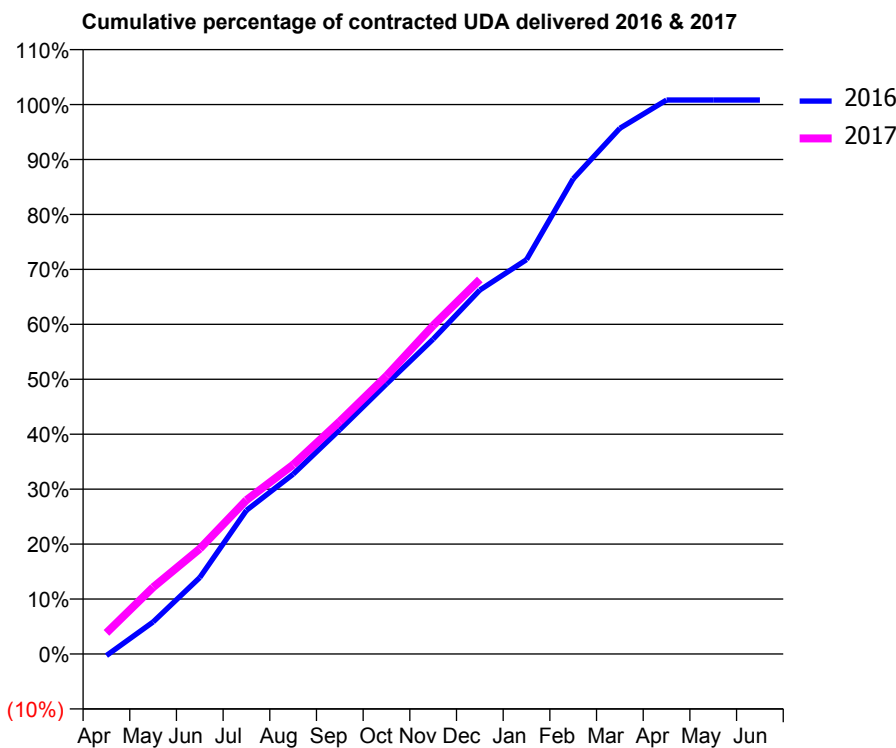
16/17 Contracted general activity (UDA)	40,129
Carry forward general activity (UDA)	0
16/17 Contracted orthodontic activity (UOA)	33
Carry forward orthodontic activity (UOA)	0
Baseline contract value	£1,018,201.59

### ACCESS\*

Patients seen in 24 months	Total	Change since previous quarter
Quarter ending December 2015	12,128	
Quarter ending March 2016	12,200	→
Quarter ending June 2016	12,131	→
Quarter ending September 2016	12,151	→
Quarter ending December 2016	12,152	→
<b>Variance since December 2015</b>	<b>0.2%</b>	<b>→</b>



### ACTIVITY



Month	Adjusted Scheduled Activity (UDA)	
	2016	2017
April	-118	1,545
May	2,343	4,876
June	5,587	7,687
July	10,493	11,245
August	13,135	13,821
September	16,387	16,989
October	19,722	20,306
November	22,994	23,986
December	26,580	27,347
January	28,801	
February	34,698	
March	38,390	
April	40,458	
May	40,453	
June	40,454	

### QUALITY

	Quantity	Base Number	Contract	AT	Region	England
% of FP17s for the same patient ID Re-attending within 3 months - Children	155	2,838	5.5%	11.7%	13.4%	12.4%
% of FP17s for the same patient ID Re-attending within 3 months - Adults	1,067	9,521	11.2%	15.7%	17.3%	16.6%
% of FP17s for the same patient ID Re-attending between 3 & 9 months - Children	1,559	2,838	54.9%	57.3%	58.9%	57.5%
% of FP17s for the same patient ID Re-attending between 3 & 9 months - Adults	5,375	9,521	56.5%	52.2%	52.5%	50.4%
% of FP17s for Band 1 Urgent Courses	642	11,565	5.6%	8.3%	9.3%	9.1%
% of FP17s Relating to Free Repair or Replacements	221	11,565	1.9%	1.2%	1.0%	0.8%
% of FP17s Relating to Continuations	134	11,565	1.2%	1.6%	1.5%	1.3%
% of Patients satisfied with the dentistry they have received	23	25	92.0%	92.5%	93.1%	92.7%
% of Patients satisfied with the time they had to wait for an appointment	23	25	92.0%	90.6%	89.8%	88.8%

\* This is based on patients treated on this contract for their most recent course of treatment. Figures in italics indicate the base number of FP17s or Patient Questionnaire responses are less than 100. N/A is shown where the base number of responses is less than 10 during the period. % is calculated as Quantity/Base number\*100

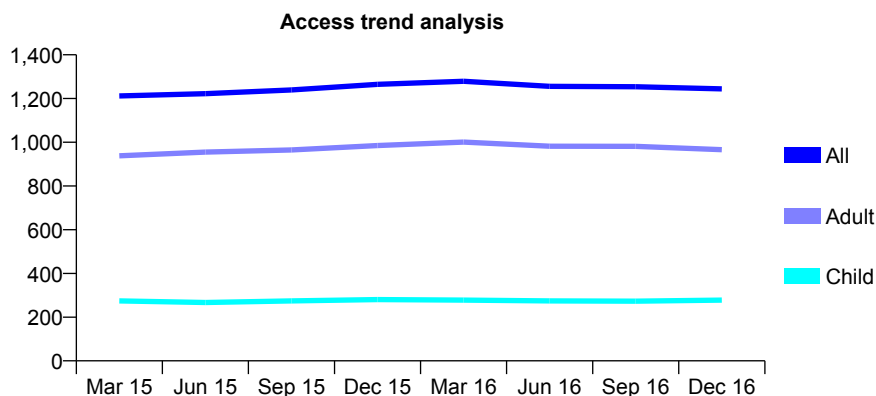
## Q49 - Vital Signs At a Glance Contract Report for 575488/0001 - December 2016

Name or company name	MISS S DOWNS
Contract type name	GDS Contract
Purpose of contract	General
Contract start date	01/04/2006
Contract end date	

16/17 Contracted general activity (UDA)	3,941
Carry forward general activity (UDA)	0
16/17 Contracted orthodontic activity (UOA)	0
Carry forward orthodontic activity (UOA)	0
Baseline contract value	£84,538.98

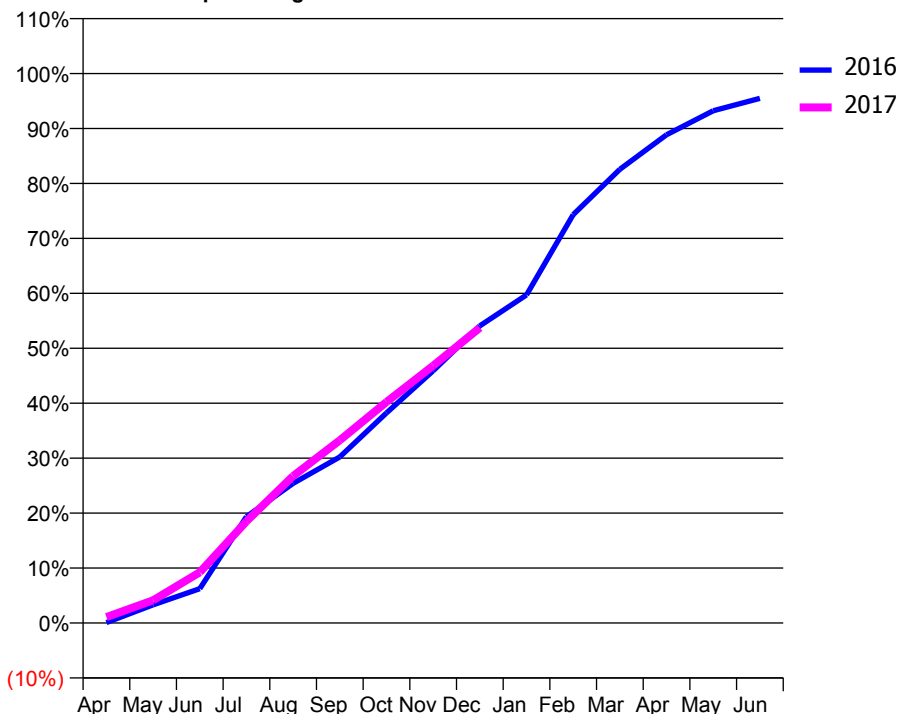
### ACCESS\*

Patients seen in 24 months	Total	Change since previous quarter
Quarter ending December 2015	1,265	
Quarter ending March 2016	1,279	→
Quarter ending June 2016	1,256	↓
Quarter ending September 2016	1,254	→
Quarter ending December 2016	1,244	→
<b>Variance since December 2015</b>	<b>(1.7%)</b>	<b>↓</b>



### ACTIVITY

Cumulative percentage of contracted UDA delivered 2016 & 2017



Month	Adjusted Scheduled Activity (UDA)	
	2016	2017
April	3	42
May	130	163
June	247	364
July	763	729
August	1,002	1,054
September	1,191	1,310
October	1,507	1,586
November	1,809	1,845
December	2,131	2,118
January	2,354	
February	2,929	
March	3,254	
April	3,501	
May	3,673	
June	3,763	

### QUALITY

	Quantity	Base Number	Contract	AT	Region	England
% of FP17s for the same patient ID Re-attending within 3 months - Children	23	328	7.0%	11.7%	13.4%	12.4%
% of FP17s for the same patient ID Re-attending within 3 months - Adults	187	1,152	16.2%	15.7%	17.3%	16.6%
% of FP17s for the same patient ID Re-attending between 3 & 9 months - Children	217	328	66.2%	57.3%	58.9%	57.5%
% of FP17s for the same patient ID Re-attending between 3 & 9 months - Adults	717	1,152	62.2%	52.2%	52.5%	50.4%
% of FP17s for Band 1 Urgent Courses	34	1,243	2.7%	8.3%	9.3%	9.1%
% of FP17s Relating to Free Repair or Replacements	9	1,243	0.7%	1.2%	1.0%	0.8%
% of FP17s Relating to Continuations	24	1,243	1.9%	1.6%	1.5%	1.3%
% of Patients satisfied with the dentistry they have received	2	2	N/A	92.5%	93.1%	92.7%
% of Patients satisfied with the time they had to wait for an appointment	1	2	N/A	90.6%	89.8%	88.8%

\* This is based on patients treated on this contract for their most recent course of treatment. Figures in italics indicate the base number of FP17s or Patient Questionnaire responses are less than 100. N/A is shown where the base number of responses is less than 10 during the period. % is calculated as Quantity/Base number\*100

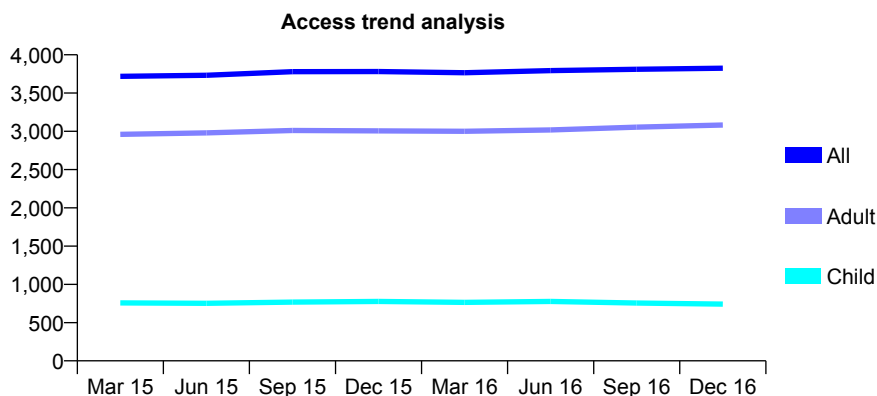
## Q49 - Vital Signs At a Glance Contract Report for 578940/0001 - December 2016

Name or company name	MR CJ BELFIELD
Contract type name	GDS Contract
Purpose of contract	General
Contract start date	01/04/2006
Contract end date	

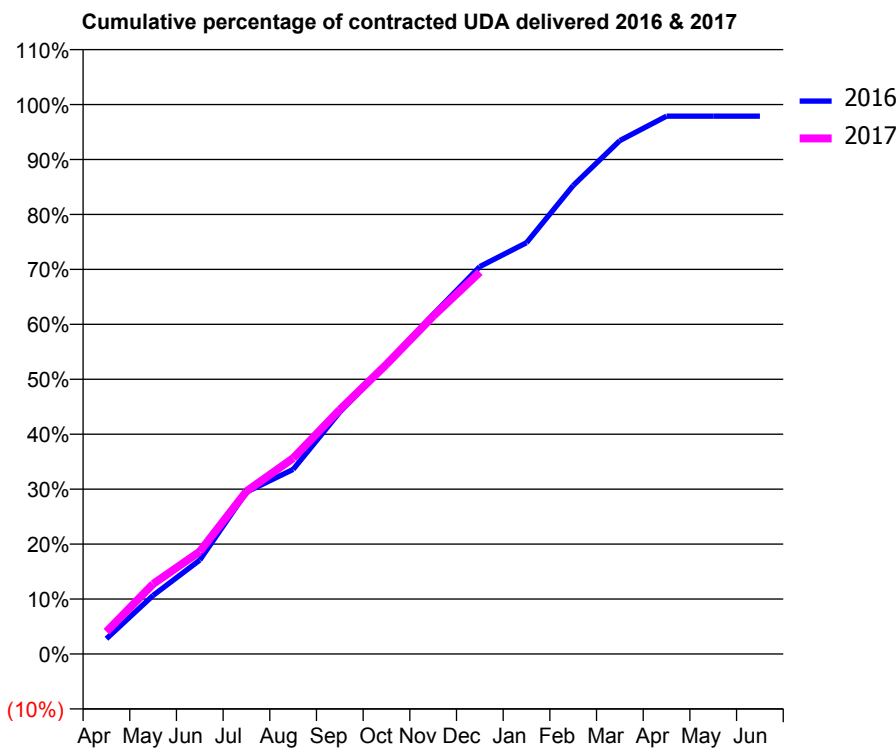
16/17 Contracted general activity (UDA)	9,942
Carry forward general activity (UDA)	211
16/17 Contracted orthodontic activity (UOA)	0
Carry forward orthodontic activity (UOA)	0
Baseline contract value	£254,069.91

### ACCESS\*

Patients seen in 24 months	Total	Change since previous quarter
Quarter ending December 2015	3,782	
Quarter ending March 2016	3,765	→
Quarter ending June 2016	3,794	→
Quarter ending September 2016	3,811	→
Quarter ending December 2016	3,824	→
<b>Variance since December 2015</b>	<b>1.1%</b>	<b>→</b>



### ACTIVITY



Month	Adjusted Scheduled Activity (UDA)	
	2016	2017
April	276	404
May	1,061	1,269
June	1,699	1,855
July	2,929	2,944
August	3,341	3,542
September	4,378	4,422
October	5,243	5,242
November	6,144	6,113
December	7,009	6,909
January	7,442	
February	8,477	
March	9,291	
April	9,731	
May	9,731	
June	9,731	

### QUALITY

	Quantity	Base Number	Contract	AT	Region	England
% of FP17s for the same patient ID Re-attending within 3 months - Children	65	916	7.1%	11.7%	13.4%	12.4%
% of FP17s for the same patient ID Re-attending within 3 months - Adults	412	3,638	11.3%	15.7%	17.3%	16.6%
% of FP17s for the same patient ID Re-attending between 3 & 9 months - Children	567	916	61.9%	57.3%	58.9%	57.5%
% of FP17s for the same patient ID Re-attending between 3 & 9 months - Adults	2,347	3,638	64.5%	52.2%	52.5%	50.4%
% of FP17s for Band 1 Urgent Courses	277	4,303	6.4%	8.3%	9.3%	9.1%
% of FP17s Relating to Free Repair or Replacements	29	4,303	0.7%	1.2%	1.0%	0.8%
% of FP17s Relating to Continuations	10	4,303	0.2%	1.6%	1.5%	1.3%
% of Patients satisfied with the dentistry they have received	6	6	N/A	92.5%	93.1%	92.7%
% of Patients satisfied with the time they had to wait for an appointment	6	6	N/A	90.6%	89.8%	88.8%

\* This is based on patients treated on this contract for their most recent course of treatment. Figures in italics indicate the base number of FP17s or Patient Questionnaire responses are less than 100. N/A is shown where the base number of responses is less than 10 during the period. % is calculated as Quantity/Base number\*100

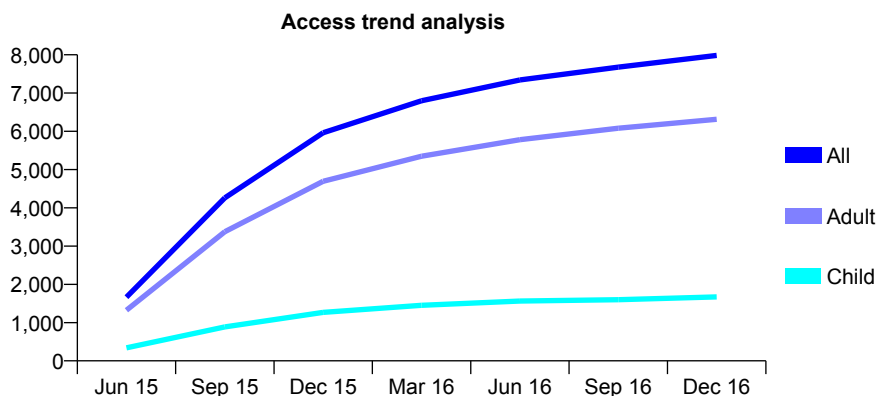
## Q49 - Vital Signs At a Glance Contract Report for 601365/0001 - December 2016

Name or company name	MRS JA OWEN
Contract type name	GDS Contract
Purpose of contract	General
Contract start date	01/05/2015
Contract end date	

16/17 Contracted general activity (UDA)	23,296
Carry forward general activity (UDA)	-501
16/17 Contracted orthodontic activity (UOA)	0
Carry forward orthodontic activity (UOA)	0
Baseline contract value	£661,270.40

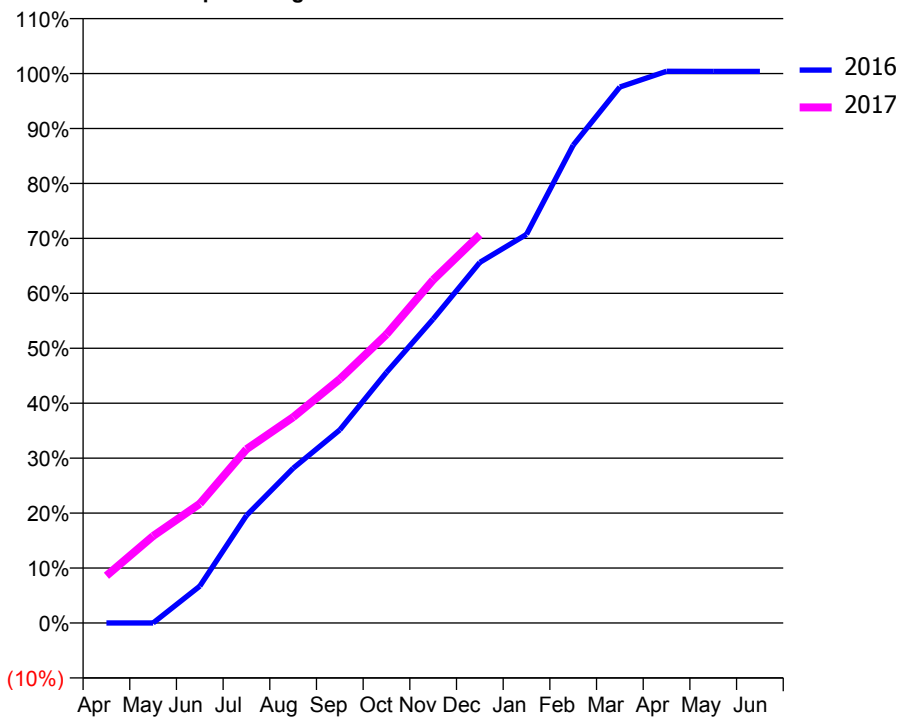
### ACCESS\*

Patients seen in 24 months	Total	Change since previous quarter
Quarter ending December 2015	5,961	
Quarter ending March 2016	6,799	↑
Quarter ending June 2016	7,342	↑
Quarter ending September 2016	7,679	↑
Quarter ending December 2016	7,984	↑
<b>Variance since December 2015</b>	<b>33.9%</b>	<b>↑</b>



### ACTIVITY

Cumulative percentage of contracted UDA delivered 2016 & 2017



Month	Adjusted Scheduled Activity (UDA)	
	2016	2017
April	0	2,003
May	0	3,691
June	1,434	5,055
July	4,179	7,369
August	6,016	8,725
September	7,504	10,345
October	9,740	12,238
November	11,811	14,546
December	14,017	16,459
January	15,103	
February	18,571	
March	20,829	
April	21,441	
May	21,438	
June	21,437	

### QUALITY

	Quantity	Base Number	Contract	AT	Region	England
% of FP17s for the same patient ID Re-attending within 3 months - Children	91	1,755	5.2%	11.7%	13.4%	12.4%
% of FP17s for the same patient ID Re-attending within 3 months - Adults	830	6,918	12.0%	15.7%	17.3%	16.6%
% of FP17s for the same patient ID Re-attending between 3 & 9 months - Children	1,049	1,755	59.8%	57.3%	58.9%	57.5%
% of FP17s for the same patient ID Re-attending between 3 & 9 months - Adults	4,245	6,918	61.4%	52.2%	52.5%	50.4%
% of FP17s for Band 1 Urgent Courses	55	7,909	0.7%	8.3%	9.3%	9.1%
% of FP17s Relating to Free Repair or Replacements	203	7,909	2.6%	1.2%	1.0%	0.8%
% of FP17s Relating to Continuations	102	7,909	1.3%	1.6%	1.5%	1.3%
% of Patients satisfied with the dentistry they have received	14	15	93.3%	92.5%	93.1%	92.7%
% of Patients satisfied with the time they had to wait for an appointment	13	15	86.7%	90.6%	89.8%	88.8%

\* This is based on patients treated on this contract for their most recent course of treatment. Figures in italics indicate the base number of FP17s or Patient Questionnaire responses are less than 100. N/A is shown where the base number of responses is less than 10 during the period. % is calculated as Quantity/Base number\*100

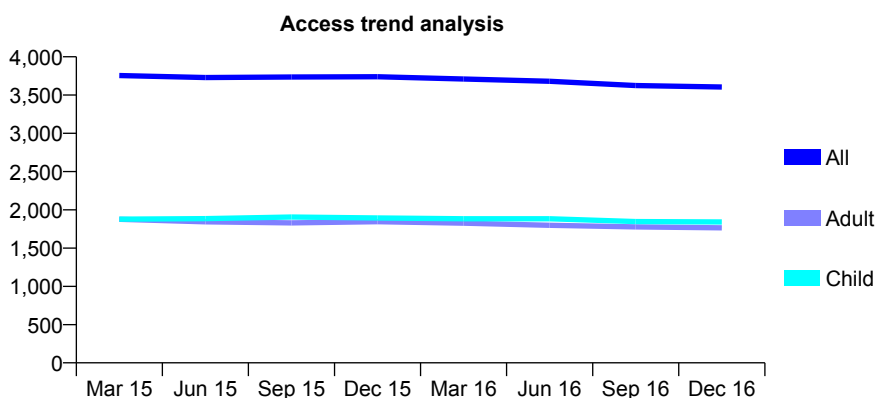
## Q49 - Vital Signs At a Glance Contract Report for 622605/0001 - December 2016

Name or company name	MR RA GRANT
Contract type name	GDS Contract
Purpose of contract	General
Contract start date	01/04/2006
Contract end date	

16/17 Contracted general activity (UDA)	11,293
Carry forward general activity (UDA)	0
16/17 Contracted orthodontic activity (UOA)	0
Carry forward orthodontic activity (UOA)	0
Baseline contract value	£291,005.07

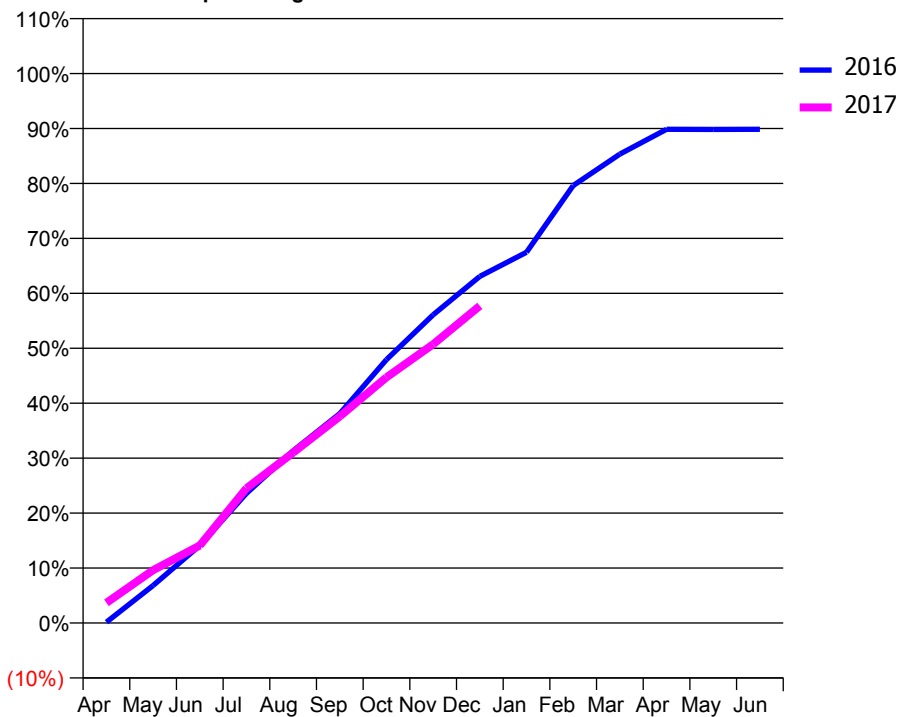
### ACCESS\*

Patients seen in 24 months	Total	Change since previous quarter
Quarter ending December 2015	3,739	
Quarter ending March 2016	3,709	→
Quarter ending June 2016	3,681	→
Quarter ending September 2016	3,624	↓
Quarter ending December 2016	3,605	→
<b>Variance since December 2015</b>	<b>(3.6%)</b>	<b>↓</b>



### ACTIVITY

Cumulative percentage of contracted UDA delivered 2016 & 2017



Month	Adjusted Scheduled Activity (UDA)	
	2016	2017
April	17	415
May	771	1,086
June	1,594	1,592
July	2,665	2,770
August	3,539	3,502
September	4,305	4,247
October	5,414	5,050
November	6,336	5,729
December	7,125	6,519
January	7,620	
February	8,991	
March	9,636	
April	10,147	
May	10,143	
June	10,146	

### QUALITY

	Quantity	Base Number	Contract	AT	Region	England
% of FP17s for the same patient ID Re-attending within 3 months - Children	108	1,838	5.9%	11.7%	13.4%	12.4%
% of FP17s for the same patient ID Re-attending within 3 months - Adults	243	1,503	16.2%	15.7%	17.3%	16.6%
% of FP17s for the same patient ID Re-attending between 3 & 9 months - Children	970	1,838	52.8%	57.3%	58.9%	57.5%
% of FP17s for the same patient ID Re-attending between 3 & 9 months - Adults	762	1,503	50.7%	52.2%	52.5%	50.4%
% of FP17s for Band 1 Urgent Courses	234	3,085	7.6%	8.3%	9.3%	9.1%
% of FP17s Relating to Free Repair or Replacements	0	3,085	0.0%	1.2%	1.0%	0.8%
% of FP17s Relating to Continuations	0	3,085	0.0%	1.6%	1.5%	1.3%
% of Patients satisfied with the dentistry they have received	6	6	N/A	92.5%	93.1%	92.7%
% of Patients satisfied with the time they had to wait for an appointment	4	6	N/A	90.6%	89.8%	88.8%

\* This is based on patients treated on this contract for their most recent course of treatment. Figures in italics indicate the base number of FP17s or Patient Questionnaire responses are less than 100. N/A is shown where the base number of responses is less than 10 during the period. % is calculated as Quantity/Base number\*100

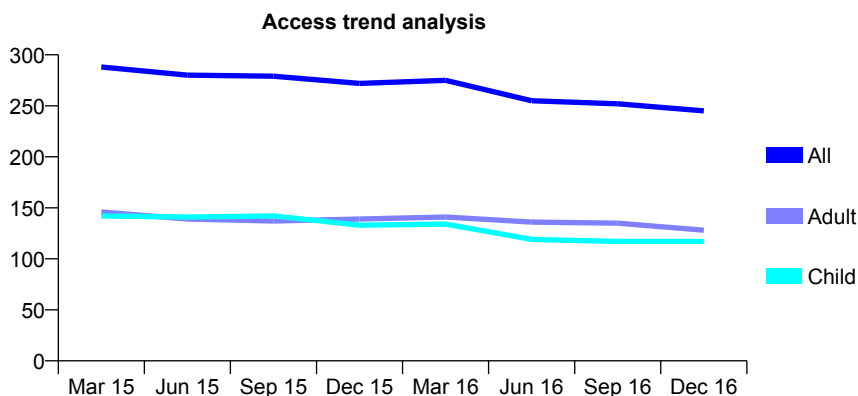
## Q49 - Vital Signs At a Glance Contract Report for 622605/0002 - December 2016

Name or company name	MR RA GRANT
Contract type name	GDS Contract
Purpose of contract	General
Contract start date	01/04/2006
Contract end date	

16/17 Contracted general activity (UDA)	813
Carry forward general activity (UDA)	0
16/17 Contracted orthodontic activity (UOA)	0
Carry forward orthodontic activity (UOA)	0
Baseline contract value	£19,901.73

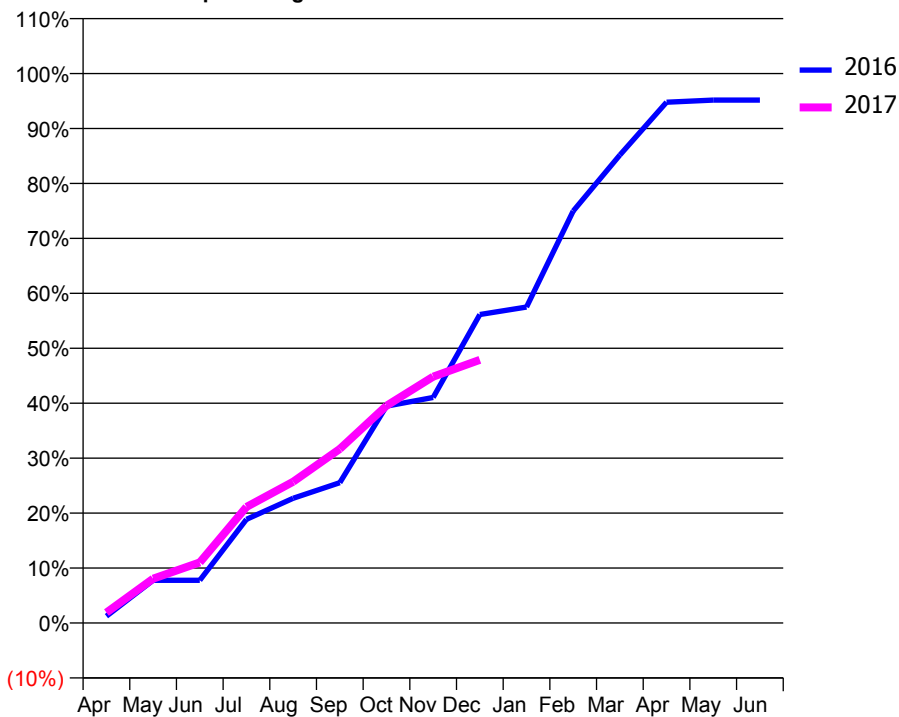
### ACCESS\*

Patients seen in 24 months	Total	Change since previous quarter
Quarter ending December 2015	272	
Quarter ending March 2016	275	→
Quarter ending June 2016	255	↓
Quarter ending September 2016	252	↓
Quarter ending December 2016	245	↓
<b>Variance since December 2015</b>	<b>(9.9%)</b>	<b>↓</b>



### ACTIVITY

Cumulative percentage of contracted UDA delivered 2016 & 2017



Month	Adjusted Scheduled Activity (UDA)	
	2016	2017
April	10	15
May	63	66
June	63	90
July	153	172
August	185	209
September	208	258
October	321	321
November	334	364
December	456	389
January	467	
February	610	
March	692	
April	771	
May	774	
June	774	

### QUALITY

	Quantity	Base Number	Contract	AT	Region	England
% of FP17s for the same patient ID Re-attending within 3 months - Children	6	104	5.8%	11.7%	13.4%	12.4%
% of FP17s for the same patient ID Re-attending within 3 months - Adults	17	100	17.0%	15.7%	17.3%	16.6%
% of FP17s for the same patient ID Re-attending between 3 & 9 months - Children	46	104	44.2%	57.3%	58.9%	57.5%
% of FP17s for the same patient ID Re-attending between 3 & 9 months - Adults	46	100	46.0%	52.2%	52.5%	50.4%
% of FP17s for Band 1 Urgent Courses	12	185	6.5%	8.3%	9.3%	9.1%
% of FP17s Relating to Free Repair or Replacements	0	185	0.0%	1.2%	1.0%	0.8%
% of FP17s Relating to Continuations	0	185	0.0%	1.6%	1.5%	1.3%
% of Patients satisfied with the dentistry they have received	0	0	N/A	92.5%	93.1%	92.7%
% of Patients satisfied with the time they had to wait for an appointment	0	0	N/A	90.6%	89.8%	88.8%

\* This is based on patients treated on this contract for their most recent course of treatment. Figures in italics indicate the base number of FP17s or Patient Questionnaire responses are less than 100. N/A is shown where the base number of responses is less than 10 during the period. % is calculated as Quantity/Base number\*100

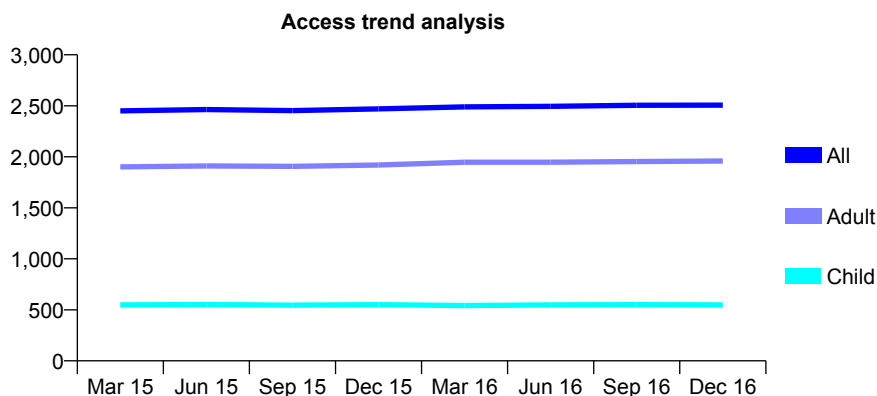
## Q49 - Vital Signs At a Glance Contract Report for 631434/0001 - December 2016

Name or company name	MR JM ATKINSON
Contract type name	GDS Contract
Purpose of contract	General
Contract start date	01/04/2006
Contract end date	

16/17 Contracted general activity (UDA)	8,350
Carry forward general activity (UDA)	93
16/17 Contracted orthodontic activity (UOA)	0
Carry forward orthodontic activity (UOA)	0
Baseline contract value	£191,469.23

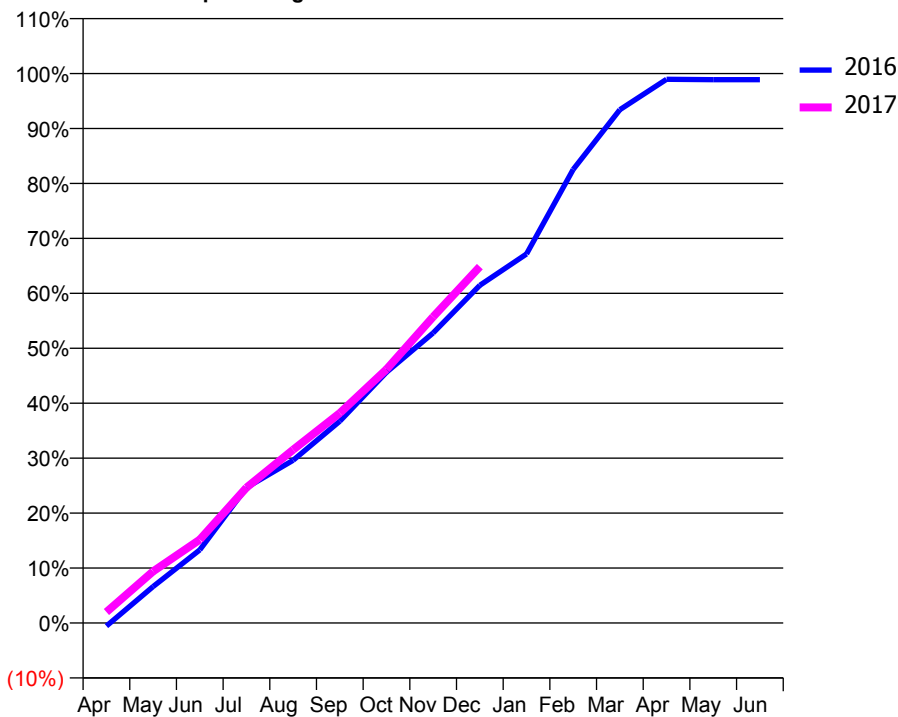
### ACCESS\*

Patients seen in 24 months	Total	Change since previous quarter
Quarter ending December 2015	2,470	
Quarter ending March 2016	2,489	→
Quarter ending June 2016	2,495	→
Quarter ending September 2016	2,505	→
Quarter ending December 2016	2,507	→
<b>Variance since December 2015</b>	<b>1.5%</b>	<b>→</b>



### ACTIVITY

Cumulative percentage of contracted UDA delivered 2016 & 2017



Month	Adjusted Scheduled Activity (UDA)	
	2016	2017
April	-47	167
May	555	784
June	1,112	1,268
July	2,057	2,058
August	2,474	2,633
September	3,067	3,190
October	3,811	3,854
November	4,407	4,653
December	5,132	5,415
January	5,608	
February	6,892	
March	7,800	
April	8,263	
May	8,257	
June	8,257	

### QUALITY

	Quantity	Base Number	Contract	AT	Region	England
% of FP17s for the same patient ID Re-attending within 3 months - Children	30	640	4.7%	11.7%	13.4%	12.4%
% of FP17s for the same patient ID Re-attending within 3 months - Adults	426	2,261	18.8%	15.7%	17.3%	16.6%
% of FP17s for the same patient ID Re-attending between 3 & 9 months - Children	414	640	64.7%	57.3%	58.9%	57.5%
% of FP17s for the same patient ID Re-attending between 3 & 9 months - Adults	1,340	2,261	59.3%	52.2%	52.5%	50.4%
% of FP17s for Band 1 Urgent Courses	91	2,720	3.3%	8.3%	9.3%	9.1%
% of FP17s Relating to Free Repair or Replacements	80	2,720	2.9%	1.2%	1.0%	0.8%
% of FP17s Relating to Continuations	29	2,720	1.1%	1.6%	1.5%	1.3%
% of Patients satisfied with the dentistry they have received	6	6	N/A	92.5%	93.1%	92.7%
% of Patients satisfied with the time they had to wait for an appointment	6	6	N/A	90.6%	89.8%	88.8%

\* This is based on patients treated on this contract for their most recent course of treatment. Figures in italics indicate the base number of FP17s or Patient Questionnaire responses are less than 100. N/A is shown where the base number of responses is less than 10 during the period. % is calculated as Quantity/Base number\*100



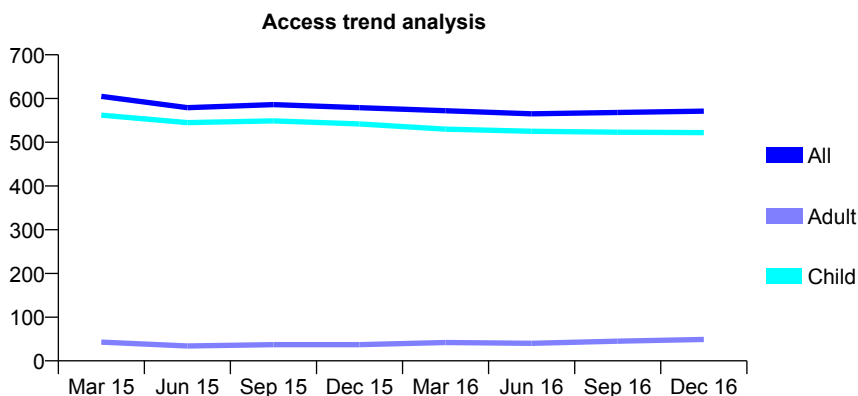
## Q49 - Vital Signs At a Glance Contract Report for 635081/0001 - December 2016

Name or company name	MR WA TAYLOR
Contract type name	GDS Contract
Purpose of contract	General and Orthodontic
Contract start date	01/04/2006
Contract end date	

16/17 Contracted general activity (UDA)	1,400
Carry forward general activity (UDA)	19
16/17 Contracted orthodontic activity (UOA)	0
Carry forward orthodontic activity (UOA)	0
Baseline contract value	£33,100.95

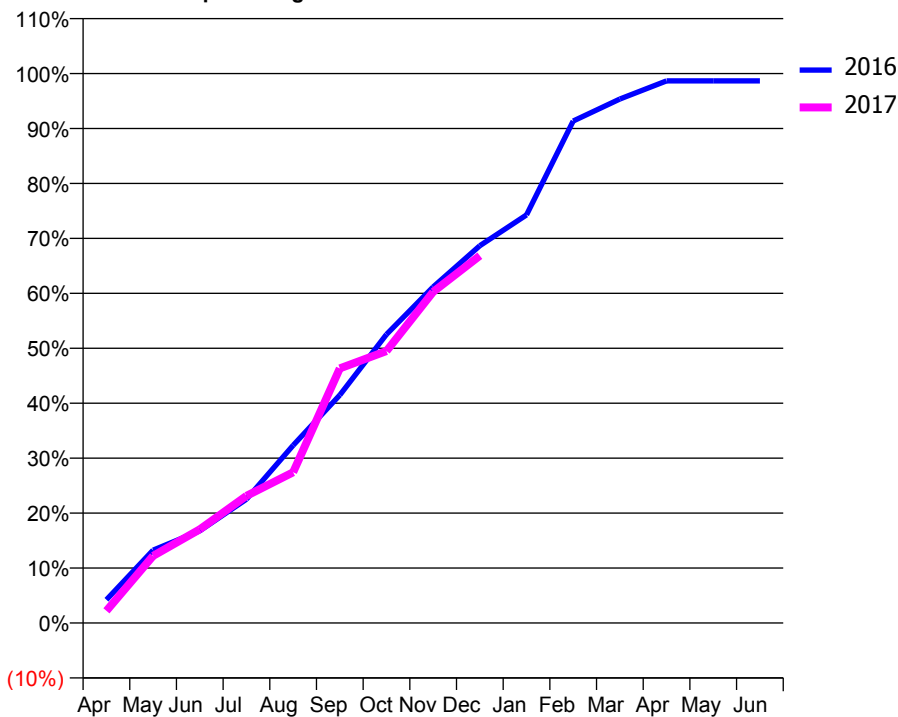
### ACCESS\*

Patients seen in 24 months	Total	Change since previous quarter
Quarter ending December 2015	579	
Quarter ending March 2016	572	↓
Quarter ending June 2016	565	↓
Quarter ending September 2016	568	→
Quarter ending December 2016	571	→
<b>Variance since December 2015</b>	<b>(1.4%)</b>	<b>↓</b>



### ACTIVITY

Cumulative percentage of contracted UDA delivered 2016 & 2017



Month	Adjusted Scheduled Activity (UDA)	
	2016	2017
April	59	31
May	186	171
June	235	239
July	315	324
August	453	384
September	581	649
October	735	693
November	856	844
December	961	936
January	1,040	
February	1,279	
March	1,335	
April	1,381	
May	1,381	
June	1,381	

### QUALITY

	Quantity	Base Number	Contract	AT	Region	England
% of FP17s for the same patient ID Re-attending within 3 months - Children	60	729	8.2%	11.7%	13.4%	12.4%
% of FP17s for the same patient ID Re-attending within 3 months - Adults	0	0	N/A	15.7%	17.3%	16.6%
% of FP17s for the same patient ID Re-attending between 3 & 9 months - Children	557	729	76.4%	57.3%	58.9%	57.5%
% of FP17s for the same patient ID Re-attending between 3 & 9 months - Adults	0	0	N/A	52.2%	52.5%	50.4%
% of FP17s for Band 1 Urgent Courses	44	695	6.3%	8.3%	9.3%	9.1%
% of FP17s Relating to Free Repair or Replacements	0	695	0.0%	1.2%	1.0%	0.8%
% of FP17s Relating to Continuations	3	695	0.4%	1.6%	1.5%	1.3%
% of Patients satisfied with the dentistry they have received	0	0	N/A	92.5%	93.1%	92.7%
% of Patients satisfied with the time they had to wait for an appointment	0	0	N/A	90.6%	89.8%	88.8%

\* This is based on patients treated on this contract for their most recent course of treatment. Figures in italics indicate the base number of FP17s or Patient Questionnaire responses are less than 100. N/A is shown where the base number of responses is less than 10 during the period. % is calculated as Quantity/Base number\*100

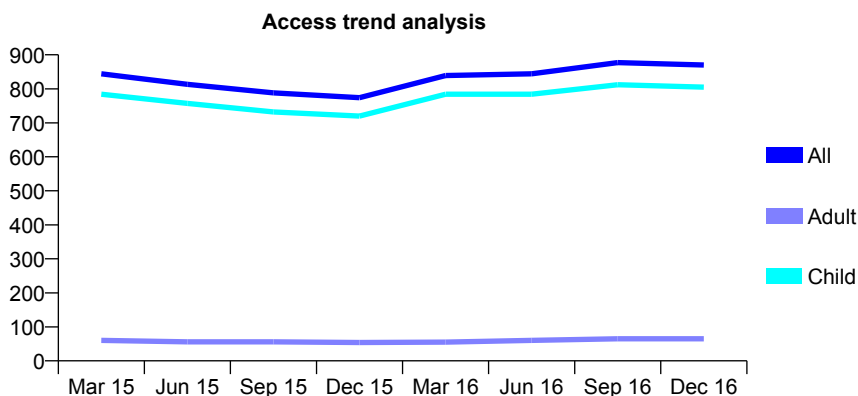
## Q49 - Vital Signs At a Glance Contract Report for 636029/0001 - December 2016

Name or company name	MRS JM STEVENSON
Contract type name	GDS Contract
Purpose of contract	General and Orthodontic
Contract start date	01/04/2006
Contract end date	

16/17 Contracted general activity (UDA)	1,515
Carry forward general activity (UDA)	17
16/17 Contracted orthodontic activity (UOA)	0
Carry forward orthodontic activity (UOA)	0
Baseline contract value	£36,174.86

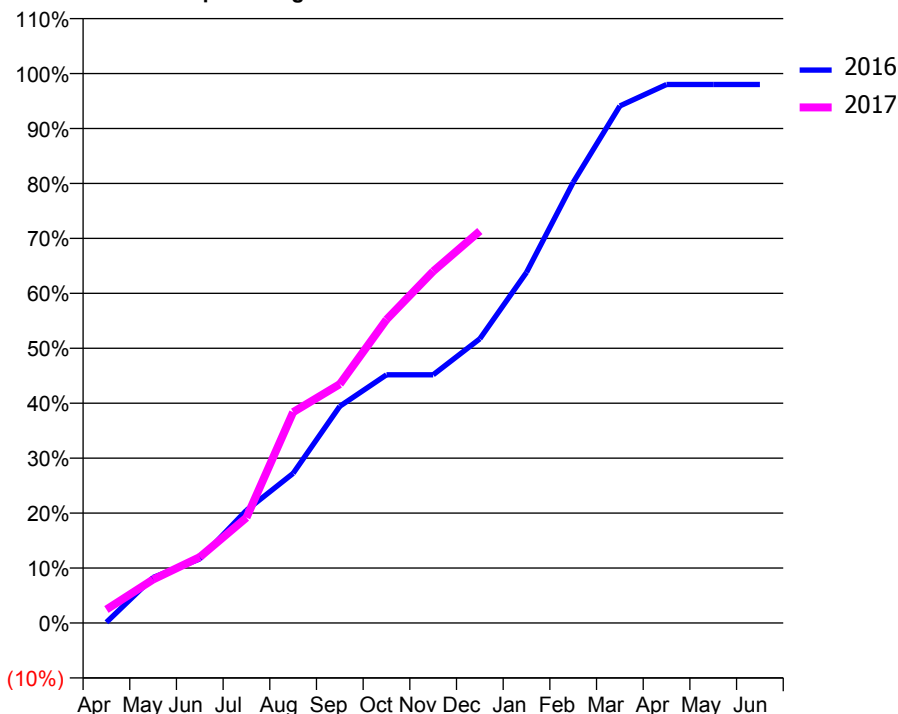
### ACCESS\*

Patients seen in 24 months	Total	Change since previous quarter
Quarter ending December 2015	774	
Quarter ending March 2016	839	↑
Quarter ending June 2016	844	→
Quarter ending September 2016	877	↑
Quarter ending December 2016	870	→
<b>Variance since December 2015</b>	<b>12.4%</b>	<b>↑</b>



### ACTIVITY

Cumulative percentage of contracted UDA delivered 2016 & 2017



Month	Adjusted Scheduled Activity (UDA)	
	2016	2017
April	2	37
May	125	120
June	177	182
July	311	291
August	413	582
September	598	659
October	684	836
November	684	970
December	784	1,081
January	967	
February	1,215	
March	1,425	
April	1,485	
May	1,485	
June	1,485	

### QUALITY

	Quantity	Base Number	Contract	AT	Region	England
% of FP17s for the same patient ID Re-attending within 3 months - Children	72	771	9.3%	11.7%	13.4%	12.4%
% of FP17s for the same patient ID Re-attending within 3 months - Adults	0	0	N/A	15.7%	17.3%	16.6%
% of FP17s for the same patient ID Re-attending between 3 & 9 months - Children	313	771	40.6%	57.3%	58.9%	57.5%
% of FP17s for the same patient ID Re-attending between 3 & 9 months - Adults	0	0	N/A	52.2%	52.5%	50.4%
% of FP17s for Band 1 Urgent Courses	53	699	7.6%	8.3%	9.3%	9.1%
% of FP17s Relating to Free Repair or Replacements	0	699	0.0%	1.2%	1.0%	0.8%
% of FP17s Relating to Continuations	10	699	1.4%	1.6%	1.5%	1.3%
% of Patients satisfied with the dentistry they have received	0	0	N/A	92.5%	93.1%	92.7%
% of Patients satisfied with the time they had to wait for an appointment	0	0	N/A	90.6%	89.8%	88.8%

\* This is based on patients treated on this contract for their most recent course of treatment. Figures in italics indicate the base number of FP17s or Patient Questionnaire responses are less than 100. N/A is shown where the base number of responses is less than 10 during the period. % is calculated as Quantity/Base number\*100

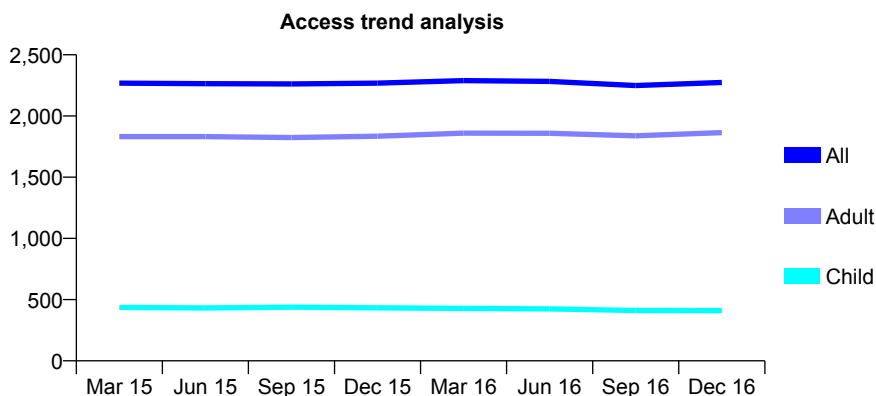
## Q49 - Vital Signs At a Glance Contract Report for 636746/0001 - December 2016

Name or company name	MR B DONOGHUE
Contract type name	GDS Contract
Purpose of contract	General
Contract start date	01/04/2006
Contract end date	

16/17 Contracted general activity (UDA)	8,699
Carry forward general activity (UDA)	-177
16/17 Contracted orthodontic activity (UOA)	0
Carry forward orthodontic activity (UOA)	0
Baseline contract value	£229,810.17

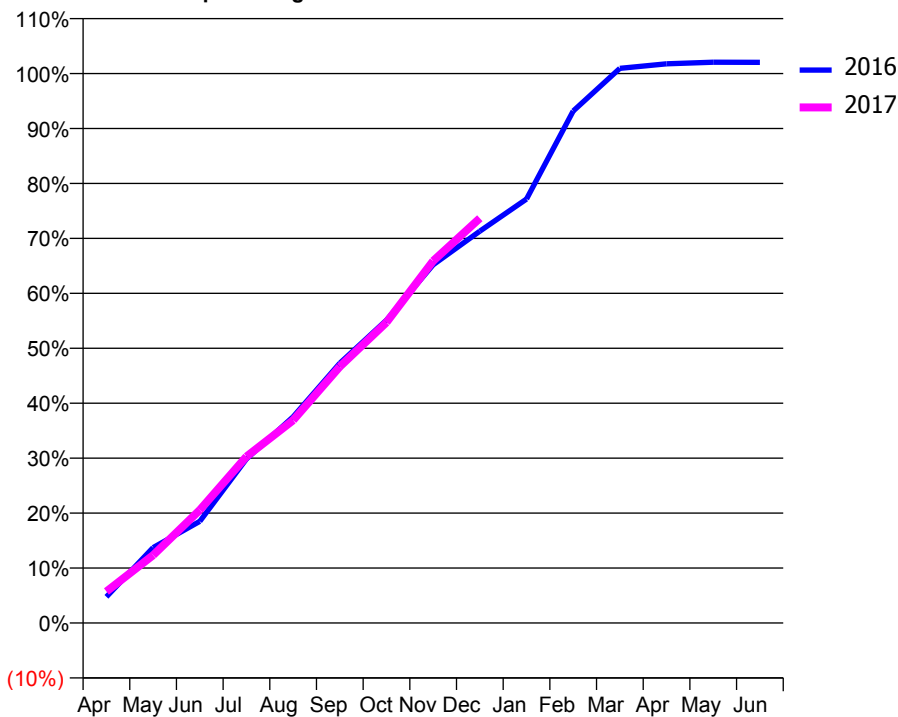
### ACCESS\*

Patients seen in 24 months	Total	Change since previous quarter
Quarter ending December 2015	2,268	
Quarter ending March 2016	2,289	→
Quarter ending June 2016	2,283	→
Quarter ending September 2016	2,249	↓
Quarter ending December 2016	2,274	→
<b>Variance since December 2015</b>	<b>0.3%</b>	<b>→</b>



### ACTIVITY

Cumulative percentage of contracted UDA delivered 2016 & 2017



Month	Adjusted Scheduled Activity (UDA)	
	2016	2017
April	416	498
May	1,193	1,074
June	1,610	1,789
July	2,597	2,637
August	3,264	3,209
September	4,113	4,058
October	4,794	4,760
November	5,670	5,731
December	6,204	6,408
January	6,712	
February	8,105	
March	8,780	
April	8,852	
May	8,878	
June	8,876	

### QUALITY

	Quantity	Base Number	Contract	AT	Region	England
% of FP17s for the same patient ID Re-attending within 3 months - Children	26	451	5.8%	11.7%	13.4%	12.4%
% of FP17s for the same patient ID Re-attending within 3 months - Adults	217	2,010	10.8%	15.7%	17.3%	16.6%
% of FP17s for the same patient ID Re-attending between 3 & 9 months - Children	304	451	67.4%	57.3%	58.9%	57.5%
% of FP17s for the same patient ID Re-attending between 3 & 9 months - Adults	1,275	2,010	63.4%	52.2%	52.5%	50.4%
% of FP17s for Band 1 Urgent Courses	82	2,420	3.4%	8.3%	9.3%	9.1%
% of FP17s Relating to Free Repair or Replacements	32	2,420	1.3%	1.2%	1.0%	0.8%
% of FP17s Relating to Continuations	56	2,420	2.3%	1.6%	1.5%	1.3%
% of Patients satisfied with the dentistry they have received	8	8	N/A	92.5%	93.1%	92.7%
% of Patients satisfied with the time they had to wait for an appointment	7	8	N/A	90.6%	89.8%	88.8%

\* This is based on patients treated on this contract for their most recent course of treatment. Figures in italics indicate the base number of FP17s or Patient Questionnaire responses are less than 100. N/A is shown where the base number of responses is less than 10 during the period. % is calculated as Quantity/Base number\*100

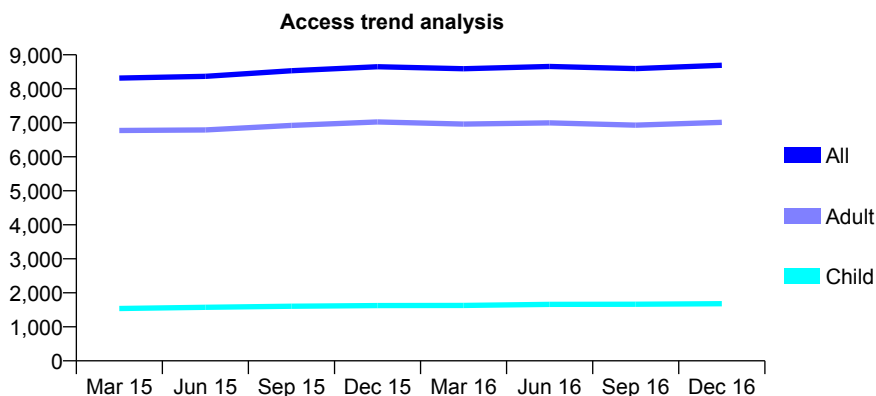
## Q49 - Vital Signs At a Glance Contract Report for 636827/0001 - December 2016

Name or company name	MR OS DHANOYA
Contract type name	GDS Contract
Purpose of contract	General
Contract start date	01/04/2006
Contract end date	

16/17 Contracted general activity (UDA)	17,355
Carry forward general activity (UDA)	128
16/17 Contracted orthodontic activity (UOA)	0
Carry forward orthodontic activity (UOA)	0
Baseline contract value	£465,118.67

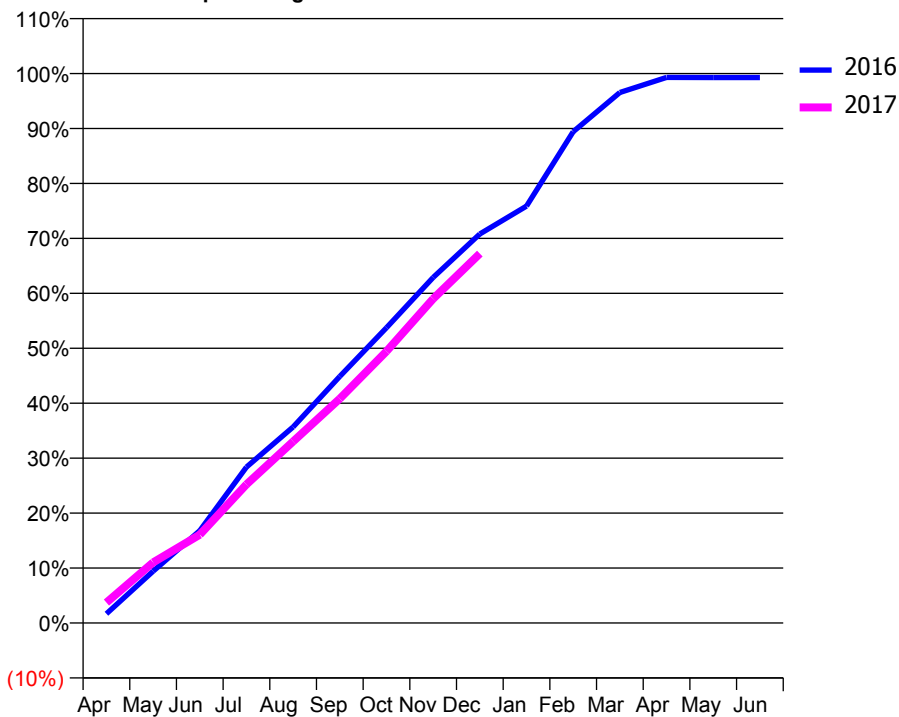
### ACCESS\*

Patients seen in 24 months	Total	Change since previous quarter
Quarter ending December 2015	8,650	
Quarter ending March 2016	8,591	→
Quarter ending June 2016	8,656	→
Quarter ending September 2016	8,595	→
Quarter ending December 2016	8,691	→
<b>Variance since December 2015</b>	<b>0.5%</b>	<b>→</b>



### ACTIVITY

Cumulative percentage of contracted UDA delivered 2016 & 2017



Month	Adjusted Scheduled Activity (UDA)	
	2016	2017
April	293	647
May	1,635	1,912
June	2,917	2,790
July	4,926	4,379
August	6,193	5,735
September	7,790	7,084
October	9,324	8,581
November	10,913	10,242
December	12,289	11,667
January	13,168	
February	15,518	
March	16,758	
April	17,232	
May	17,226	
June	17,227	

### QUALITY

	Quantity	Base Number	Contract	AT	Region	England
% of FP17s for the same patient ID Re-attending within 3 months - Children	79	1,683	4.7%	11.7%	13.4%	12.4%
% of FP17s for the same patient ID Re-attending within 3 months - Adults	678	6,201	10.9%	15.7%	17.3%	16.6%
% of FP17s for the same patient ID Re-attending between 3 & 9 months - Children	915	1,683	54.4%	57.3%	58.9%	57.5%
% of FP17s for the same patient ID Re-attending between 3 & 9 months - Adults	3,153	6,201	50.8%	52.2%	52.5%	50.4%
% of FP17s for Band 1 Urgent Courses	643	6,999	9.2%	8.3%	9.3%	9.1%
% of FP17s Relating to Free Repair or Replacements	38	6,999	0.5%	1.2%	1.0%	0.8%
% of FP17s Relating to Continuations	22	6,999	0.3%	1.6%	1.5%	1.3%
% of Patients satisfied with the dentistry they have received	9	10	90.0%	92.5%	93.1%	92.7%
% of Patients satisfied with the time they had to wait for an appointment	8	10	80.0%	90.6%	89.8%	88.8%

\* This is based on patients treated on this contract for their most recent course of treatment. Figures in italics indicate the base number of FP17s or Patient Questionnaire responses are less than 100. N/A is shown where the base number of responses is less than 10 during the period. % is calculated as Quantity/Base number\*100

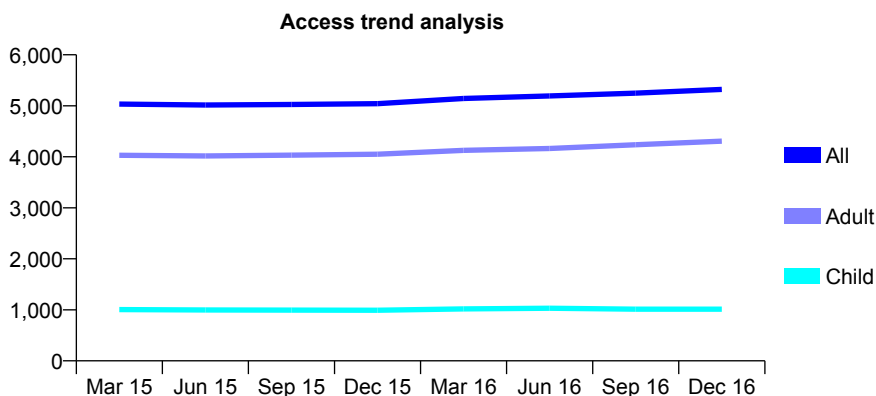
## Q49 - Vital Signs At a Glance Contract Report for 642495/0001 - December 2016

Name or company name	MR PJ GARVEY
Contract type name	GDS Contract
Purpose of contract	General
Contract start date	01/04/2006
Contract end date	

16/17 Contracted general activity (UDA)	19,348
Carry forward general activity (UDA)	0
16/17 Contracted orthodontic activity (UOA)	0
Carry forward orthodontic activity (UOA)	0
Baseline contract value	£549,612.52

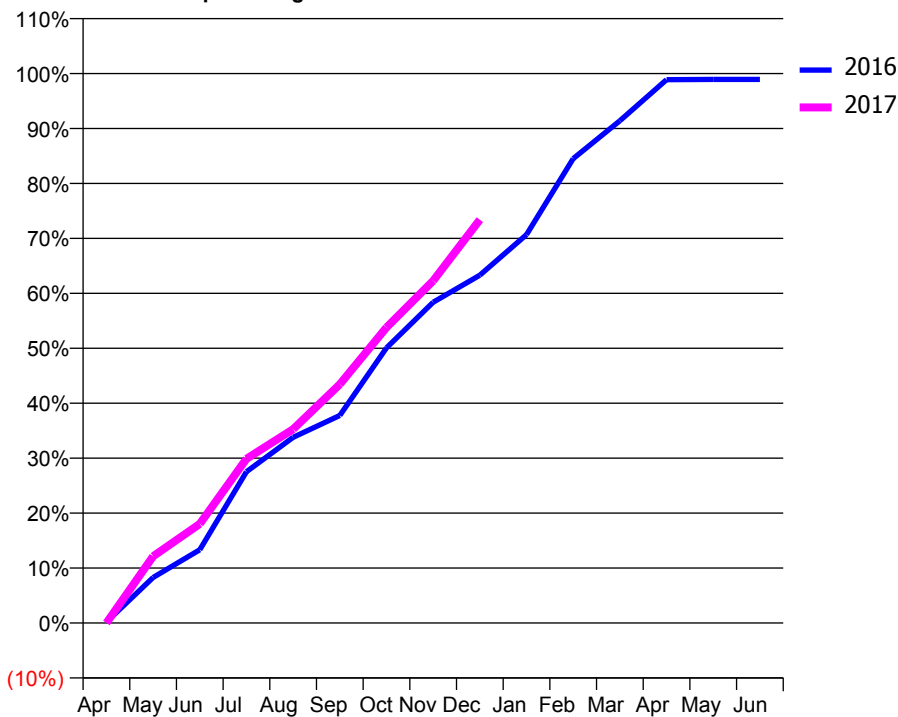
### ACCESS\*

Patients seen in 24 months	Total	Change since previous quarter
Quarter ending December 2015	5,043	
Quarter ending March 2016	5,145	↑
Quarter ending June 2016	5,194	→
Quarter ending September 2016	5,249	→
Quarter ending December 2016	5,322	→
<b>Variance since December 2015</b>	<b>5.5%</b>	<b>↑</b>



### ACTIVITY

Cumulative percentage of contracted UDA delivered 2016 & 2017



Month	Adjusted Scheduled Activity (UDA)	
	2016	2017
April	35	0
May	1,602	2,352
June	2,581	3,490
July	5,327	5,783
August	6,539	6,826
September	7,310	8,409
October	9,689	10,407
November	11,294	12,048
December	12,249	14,201
January	13,676	
February	16,349	
March	17,682	
April	19,132	
May	19,141	
June	19,141	

### QUALITY

	Quantity	Base Number	Contract	AT	Region	England
% of FP17s for the same patient ID Re-attending within 3 months - Children	83	1,239	6.7%	11.7%	13.4%	12.4%
% of FP17s for the same patient ID Re-attending within 3 months - Adults	830	5,161	16.1%	15.7%	17.3%	16.6%
% of FP17s for the same patient ID Re-attending between 3 & 9 months - Children	684	1,239	55.2%	57.3%	58.9%	57.5%
% of FP17s for the same patient ID Re-attending between 3 & 9 months - Adults	2,883	5,161	55.9%	52.2%	52.5%	50.4%
% of FP17s for Band 1 Urgent Courses	463	5,816	8.0%	8.3%	9.3%	9.1%
% of FP17s Relating to Free Repair or Replacements	82	5,816	1.4%	1.2%	1.0%	0.8%
% of FP17s Relating to Continuations	142	5,816	2.4%	1.6%	1.5%	1.3%
% of Patients satisfied with the dentistry they have received	6	6	N/A	92.5%	93.1%	92.7%
% of Patients satisfied with the time they had to wait for an appointment	6	6	N/A	90.6%	89.8%	88.8%

\* This is based on patients treated on this contract for their most recent course of treatment. Figures in italics indicate the base number of FP17s or Patient Questionnaire responses are less than 100. N/A is shown where the base number of responses is less than 10 during the period. % is calculated as Quantity/Base number\*100

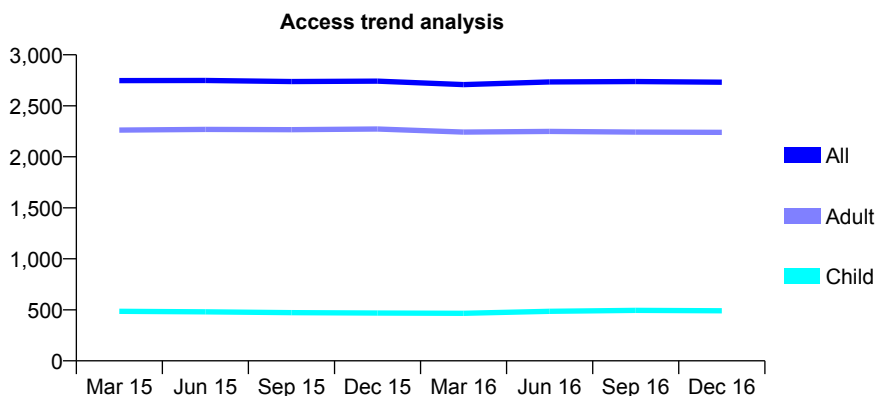
## Q49 - Vital Signs At a Glance Contract Report for 643874/0001 - December 2016

Name or company name	MR M STEPHENSON
Contract type name	GDS Contract
Purpose of contract	General
Contract start date	01/04/2006
Contract end date	

16/17 Contracted general activity (UDA)	8,954
Carry forward general activity (UDA)	0
16/17 Contracted orthodontic activity (UOA)	0
Carry forward orthodontic activity (UOA)	0
Baseline contract value	£192,066.39

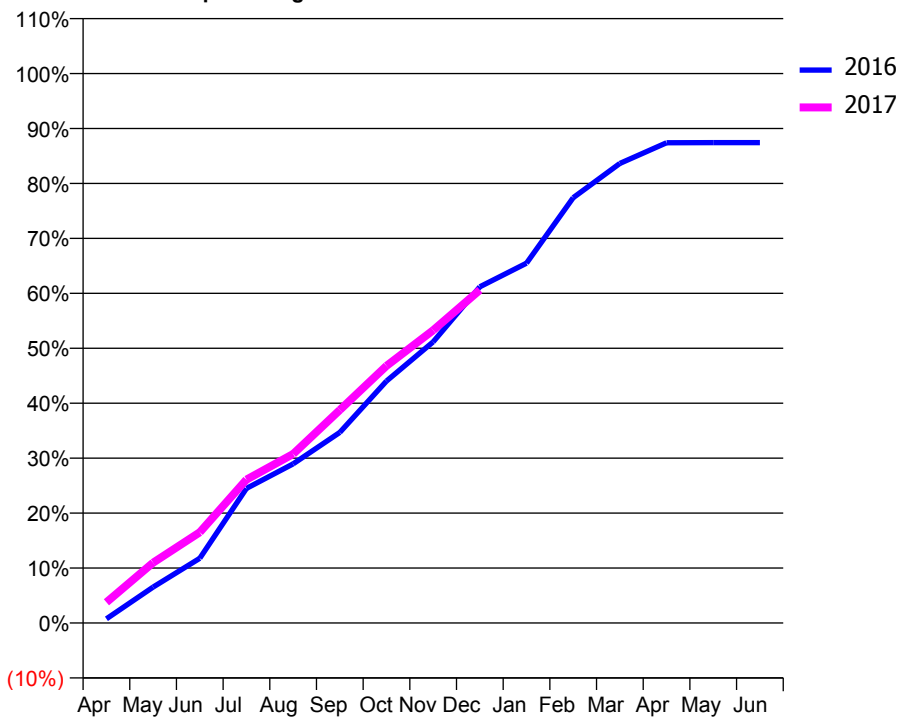
### ACCESS\*

Patients seen in 24 months	Total	Change since previous quarter
Quarter ending December 2015	2,742	
Quarter ending March 2016	2,708	↓
Quarter ending June 2016	2,734	→
Quarter ending September 2016	2,738	→
Quarter ending December 2016	2,731	→
<b>Variance since December 2015</b>	<b>(0.4%)</b>	→



### ACTIVITY

Cumulative percentage of contracted UDA delivered 2016 & 2017



### QUALITY

	Quantity	Base Number	Contract	AT	Region	England
% of FP17s for the same patient ID Re-attending within 3 months - Children	13	555	2.3%	11.7%	13.4%	12.4%
% of FP17s for the same patient ID Re-attending within 3 months - Adults	320	2,527	12.7%	15.7%	17.3%	16.6%
% of FP17s for the same patient ID Re-attending between 3 & 9 months - Children	316	555	56.9%	57.3%	58.9%	57.5%
% of FP17s for the same patient ID Re-attending between 3 & 9 months - Adults	1,484	2,527	58.7%	52.2%	52.5%	50.4%
% of FP17s for Band 1 Urgent Courses	270	2,922	9.2%	8.3%	9.3%	9.1%
% of FP17s Relating to Free Repair or Replacements	75	2,922	2.6%	1.2%	1.0%	0.8%
% of FP17s Relating to Continuations	43	2,922	1.5%	1.6%	1.5%	1.3%
% of Patients satisfied with the dentistry they have received	4	4	N/A	92.5%	93.1%	92.7%
% of Patients satisfied with the time they had to wait for an appointment	4	4	N/A	90.6%	89.8%	88.8%

\* This is based on patients treated on this contract for their most recent course of treatment. Figures in italics indicate the base number of FP17s or Patient Questionnaire responses are less than 100. N/A is shown where the base number of responses is less than 10 during the period. % is calculated as Quantity/Base number\*100

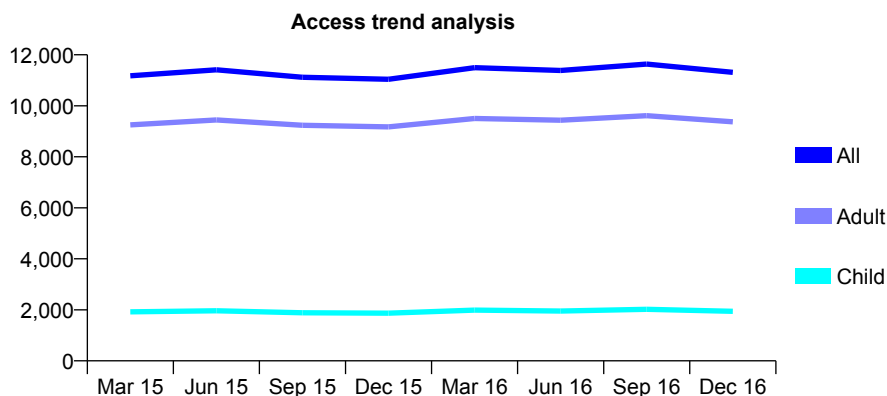
## Q49 - Vital Signs At a Glance Contract Report for 644366/0001 - December 2016

Name or company name	S J Smith & Associates
Contract type name	GDS Contract
Purpose of contract	General
Contract start date	01/04/2006
Contract end date	

16/17 Contracted general activity (UDA)	27,687
Carry forward general activity (UDA)	0
16/17 Contracted orthodontic activity (UOA)	0
Carry forward orthodontic activity (UOA)	0
Baseline contract value	£706,135.39

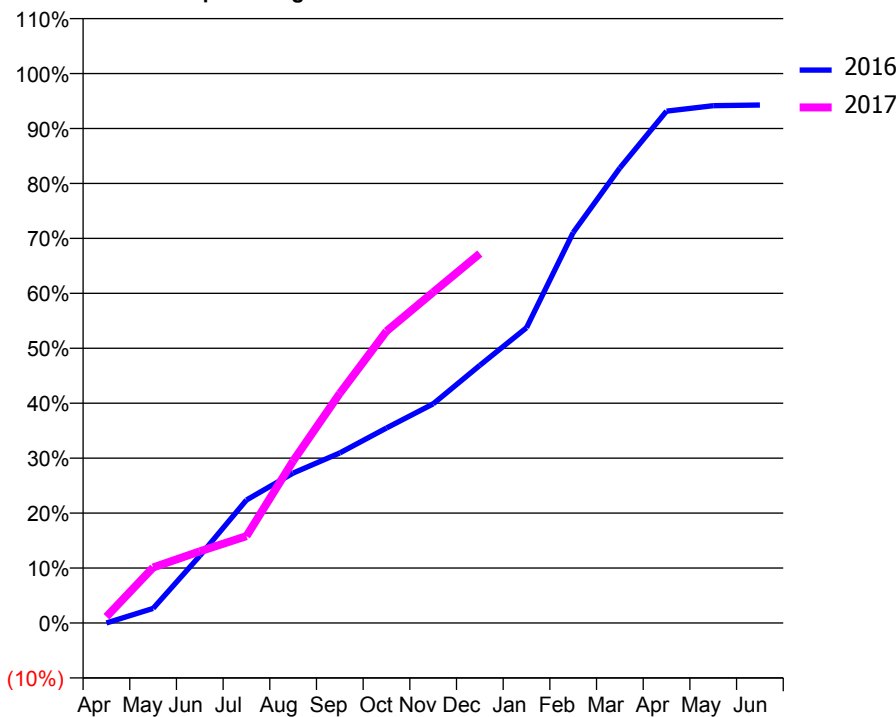
### ACCESS\*

Patients seen in 24 months	Total	Change since previous quarter
Quarter ending December 2015	11,042	
Quarter ending March 2016	11,493	↑
Quarter ending June 2016	11,387	→
Quarter ending September 2016	11,634	↑
Quarter ending December 2016	11,313	↓
<b>Variance since December 2015</b>	<b>2.5%</b>	<b>↑</b>



### ACTIVITY

Cumulative percentage of contracted UDA delivered 2016 & 2017



Month	Adjusted Scheduled Activity (UDA)	
	2016	2017
April	0	320
May	735	2,800
June	3,382	3,612
July	6,197	4,375
August	7,556	8,166
September	8,568	11,572
October	9,828	14,707
November	11,044	16,663
December	12,987	18,612
January	14,877	
February	19,677	
March	22,930	
April	25,792	
May	26,062	
June	26,099	

### QUALITY

	Quantity	Base Number	Contract	AT	Region	England
% of FP17s for the same patient ID Re-attending within 3 months - Children	115	1,778	6.5%	11.7%	13.4%	12.4%
% of FP17s for the same patient ID Re-attending within 3 months - Adults	952	7,906	12.0%	15.7%	17.3%	16.6%
% of FP17s for the same patient ID Re-attending between 3 & 9 months - Children	735	1,778	41.3%	57.3%	58.9%	57.5%
% of FP17s for the same patient ID Re-attending between 3 & 9 months - Adults	3,318	7,906	42.0%	52.2%	52.5%	50.4%
% of FP17s for Band 1 Urgent Courses	621	8,279	7.5%	8.3%	9.3%	9.1%
% of FP17s Relating to Free Repair or Replacements	61	8,279	0.7%	1.2%	1.0%	0.8%
% of FP17s Relating to Continuations	72	8,279	0.9%	1.6%	1.5%	1.3%
% of Patients satisfied with the dentistry they have received	14	15	93.3%	92.5%	93.1%	92.7%
% of Patients satisfied with the time they had to wait for an appointment	10	15	66.7%	90.6%	89.8%	88.8%

\* This is based on patients treated on this contract for their most recent course of treatment. Figures in italics indicate the base number of FP17s or Patient Questionnaire responses are less than 100. N/A is shown where the base number of responses is less than 10 during the period. % is calculated as Quantity/Base number\*100



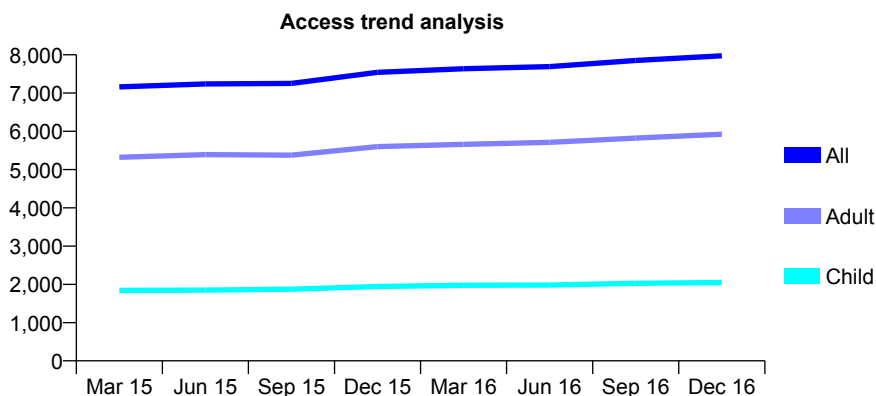
## Q49 - Vital Signs At a Glance Contract Report for 644676/0001 - December 2016

Name or company name	MRS JM DORAN
Contract type name	Pilot Contract
Purpose of contract	General
Contract start date	01/04/2006
Contract end date	

16/17 Contracted general activity (UDA)	29,584
Carry forward general activity (UDA)	0
16/17 Contracted orthodontic activity (UOA)	0
Carry forward orthodontic activity (UOA)	0
Baseline contract value	£700,559.96

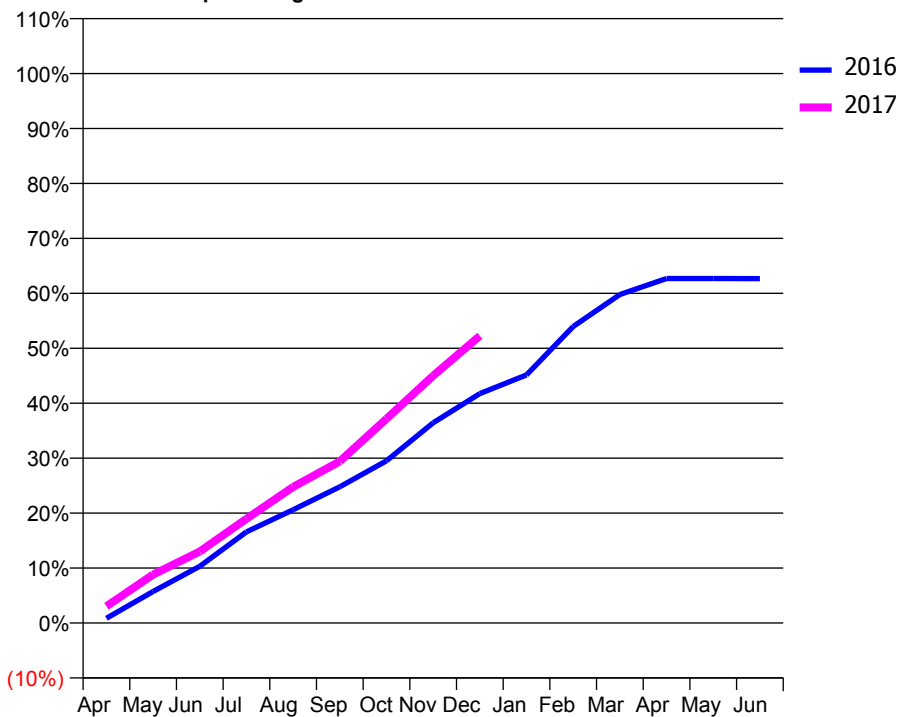
### ACCESS\*

Patients seen in 24 months	Total	Change since previous quarter
Quarter ending December 2015	7,543	
Quarter ending March 2016	7,634	→
Quarter ending June 2016	7,692	→
Quarter ending September 2016	7,852	↑
Quarter ending December 2016	7,973	→
<b>Variance since December 2015</b>	<b>5.7%</b>	<b>↑</b>



### ACTIVITY

Cumulative percentage of contracted UDA delivered 2016 & 2017



Month	Adjusted Scheduled Activity (UDA)	
	2016	2017
April	256	904
May	1,697	2,613
June	3,054	3,851
July	4,906	5,610
August	6,096	7,329
September	7,333	8,704
October	8,734	10,992
November	10,781	13,317
December	12,349	15,459
January	13,355	
February	15,961	
March	17,688	
April	18,545	
May	18,545	
June	18,538	

### QUALITY

	Quantity	Base Number	Contract	AT	Region	England
% of FP17s for the same patient ID Re-attending within 3 months - Children	150	2,578	5.8%	11.7%	13.4%	12.4%
% of FP17s for the same patient ID Re-attending within 3 months - Adults	535	5,537	9.7%	15.7%	17.3%	16.6%
% of FP17s for the same patient ID Re-attending between 3 & 9 months - Children	1,718	2,578	66.6%	57.3%	58.9%	57.5%
% of FP17s for the same patient ID Re-attending between 3 & 9 months - Adults	2,714	5,537	49.0%	52.2%	52.5%	50.4%
% of FP17s for Band 1 Urgent Courses	139	7,372	1.9%	8.3%	9.3%	9.1%
% of FP17s Relating to Free Repair or Replacements	45	7,372	0.6%	1.2%	1.0%	0.8%
% of FP17s Relating to Continuations	82	7,372	1.1%	1.6%	1.5%	1.3%
% of Patients satisfied with the dentistry they have received	7	8	N/A	92.5%	93.1%	92.7%
% of Patients satisfied with the time they had to wait for an appointment	7	8	N/A	90.6%	89.8%	88.8%

\* This is based on patients treated on this contract for their most recent course of treatment. Figures in italics indicate the base number of FP17s or Patient Questionnaire responses are less than 100. N/A is shown where the base number of responses is less than 10 during the period. % is calculated as Quantity/Base number\*100

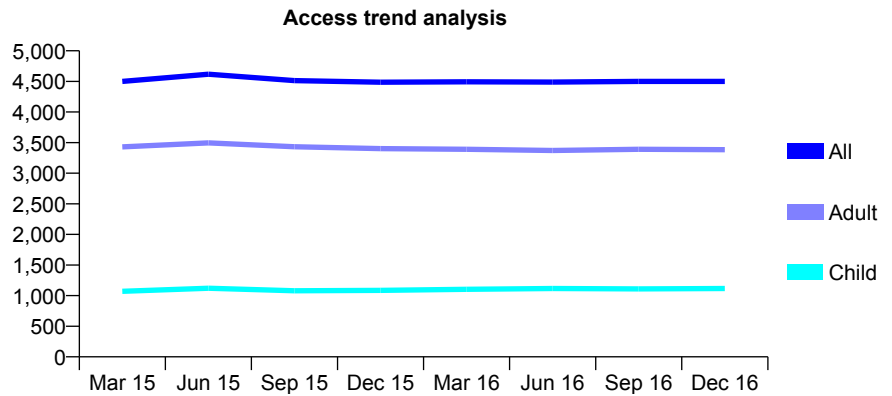
## Q49 - Vital Signs At a Glance Contract Report for 644676/0002 - December 2016

Name or company name	MRS JM DORAN
Contract type name	GDS Contract
Purpose of contract	General
Contract start date	24/05/2008
Contract end date	

16/17 Contracted general activity (UDA)	15,280
Carry forward general activity (UDA)	0
16/17 Contracted orthodontic activity (UOA)	0
Carry forward orthodontic activity (UOA)	0
Baseline contract value	£340,529.62

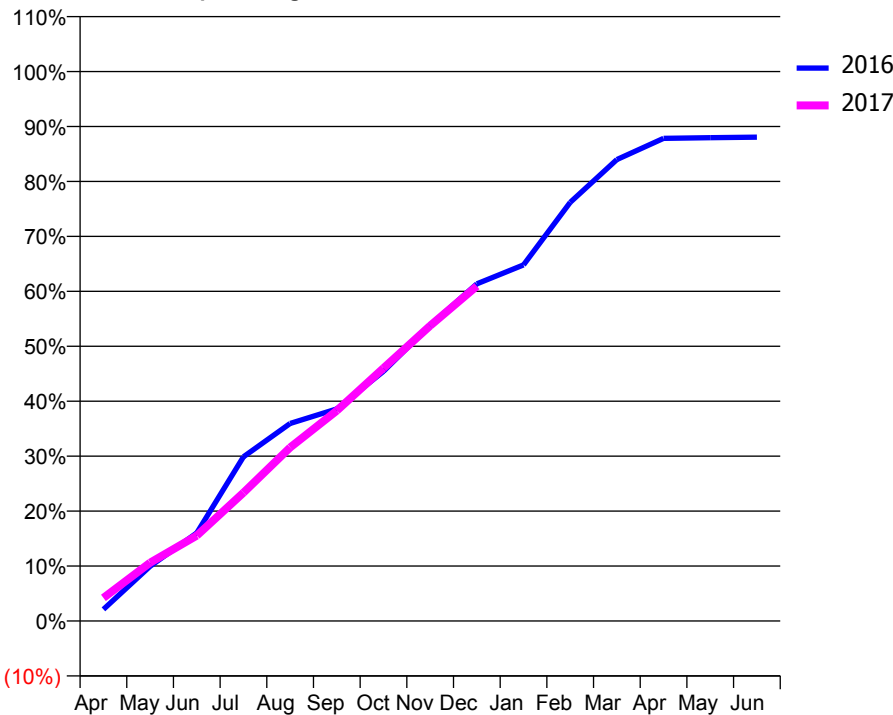
### ACCESS\*

Patients seen in 24 months	Total	Change since previous quarter
Quarter ending December 2015	4,488	
Quarter ending March 2016	4,493	→
Quarter ending June 2016	4,489	→
Quarter ending September 2016	4,500	→
Quarter ending December 2016	4,501	→
<b>Variance since December 2015</b>	<b>0.3%</b>	<b>→</b>



### ACTIVITY

Cumulative percentage of contracted UDA delivered 2016 & 2017



Month	Adjusted Scheduled Activity (UDA)	
	2016	2017
April	323	645
May	1,521	1,622
June	2,449	2,374
July	4,565	3,569
August	5,493	4,826
September	5,899	5,849
October	6,942	7,033
November	8,221	8,211
December	9,374	9,314
January	9,902	
February	11,640	
March	12,831	
April	13,420	
May	13,438	
June	13,453	

### QUALITY

	Quantity	Base Number	Contract	AT	Region	England
% of FP17s for the same patient ID Re-attending within 3 months - Children	52	1,331	3.9%	11.7%	13.4%	12.4%
% of FP17s for the same patient ID Re-attending within 3 months - Adults	280	3,267	8.6%	15.7%	17.3%	16.6%
% of FP17s for the same patient ID Re-attending between 3 & 9 months - Children	921	1,331	69.2%	57.3%	58.9%	57.5%
% of FP17s for the same patient ID Re-attending between 3 & 9 months - Adults	2,049	3,267	62.7%	52.2%	52.5%	50.4%
% of FP17s for Band 1 Urgent Courses	85	4,363	1.9%	8.3%	9.3%	9.1%
% of FP17s Relating to Free Repair or Replacements	18	4,363	0.4%	1.2%	1.0%	0.8%
% of FP17s Relating to Continuations	39	4,363	0.9%	1.6%	1.5%	1.3%
% of Patients satisfied with the dentistry they have received	5	5	N/A	92.5%	93.1%	92.7%
% of Patients satisfied with the time they had to wait for an appointment	3	5	N/A	90.6%	89.8%	88.8%

\* This is based on patients treated on this contract for their most recent course of treatment. Figures in italics indicate the base number of FP17s or Patient Questionnaire responses are less than 100. N/A is shown where the base number of responses is less than 10 during the period. % is calculated as Quantity/Base number\*100

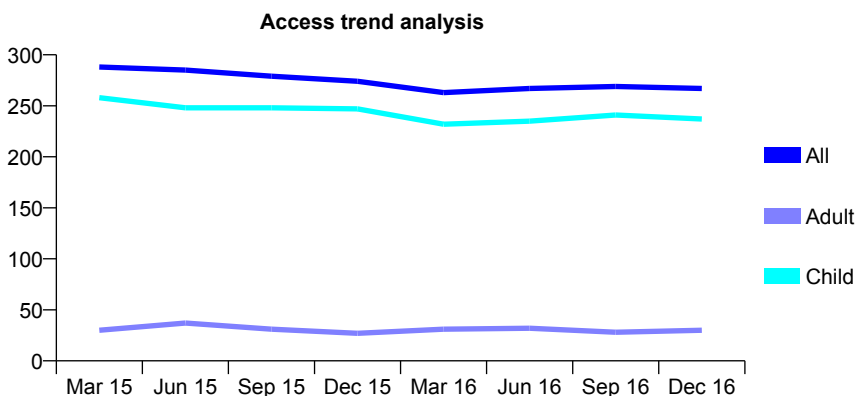
## Q49 - Vital Signs At a Glance Contract Report for 649341/0001 - December 2016

Name or company name	MR SR MORRIS
Contract type name	GDS Contract
Purpose of contract	General
Contract start date	01/04/2006
Contract end date	

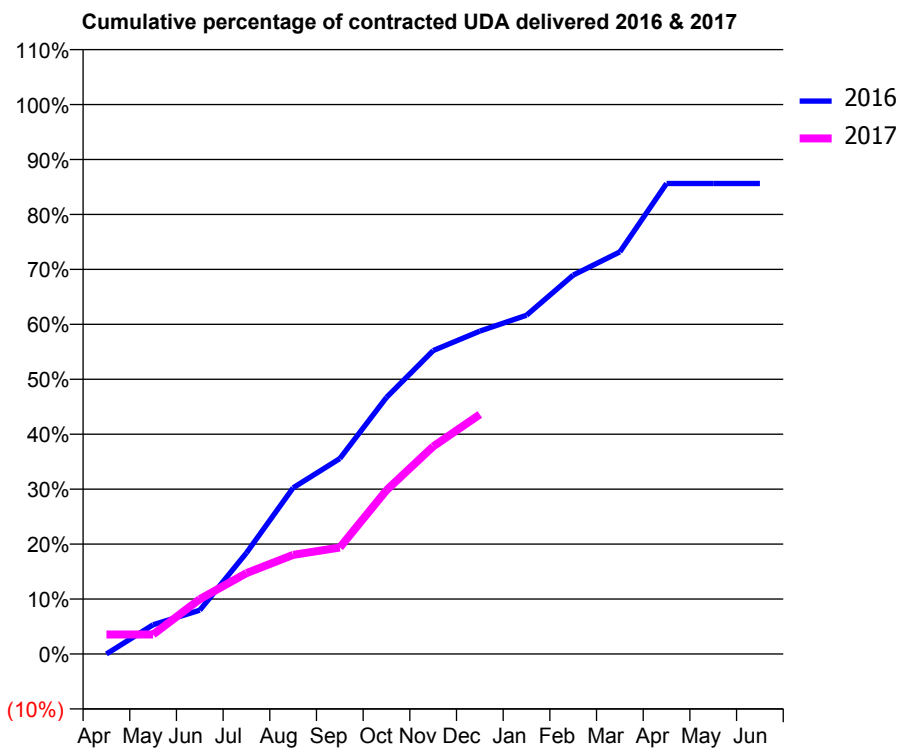
16/17 Contracted general activity (UDA)	451
Carry forward general activity (UDA)	0
16/17 Contracted orthodontic activity (UOA)	0
Carry forward orthodontic activity (UOA)	0
Baseline contract value	£9,386.71

### ACCESS\*

Patients seen in 24 months	Total	Change since previous quarter
Quarter ending December 2015	274	
Quarter ending March 2016	263	↓
Quarter ending June 2016	267	→
Quarter ending September 2016	269	→
Quarter ending December 2016	267	→
<b>Variance since December 2015</b>	<b>(2.6%)</b>	<b>↓</b>



### ACTIVITY



Month	Adjusted Scheduled Activity (UDA)	
	2016	2017
April	0	16
May	24	16
June	36	45
July	83	66
August	136	81
September	160	87
October	211	134
November	249	170
December	265	197
January	278	
February	311	
March	330	
April	386	
May	386	
June	386	

### QUALITY

	Quantity	Base Number	Contract	AT	Region	England
% of FP17s for the same patient ID Re-attending within 3 months - Children	5	207	2.4%	11.7%	13.4%	12.4%
% of FP17s for the same patient ID Re-attending within 3 months - Adults	0	2	0.0%	15.7%	17.3%	16.6%
% of FP17s for the same patient ID Re-attending between 3 & 9 months - Children	107	207	51.7%	57.3%	58.9%	57.5%
% of FP17s for the same patient ID Re-attending between 3 & 9 months - Adults	0	2	0.0%	52.2%	52.5%	50.4%
% of FP17s for Band 1 Urgent Courses	3	164	1.8%	8.3%	9.3%	9.1%
% of FP17s Relating to Free Repair or Replacements	0	164	0.0%	1.2%	1.0%	0.8%
% of FP17s Relating to Continuations	0	164	0.0%	1.6%	1.5%	1.3%
% of Patients satisfied with the dentistry they have received	0	0	N/A	92.5%	93.1%	92.7%
% of Patients satisfied with the time they had to wait for an appointment	0	0	N/A	90.6%	89.8%	88.8%

\* This is based on patients treated on this contract for their most recent course of treatment. Figures in italics indicate the base number of FP17s or Patient Questionnaire responses are less than 100. N/A is shown where the base number of responses is less than 10 during the period. % is calculated as Quantity/Base number\*100

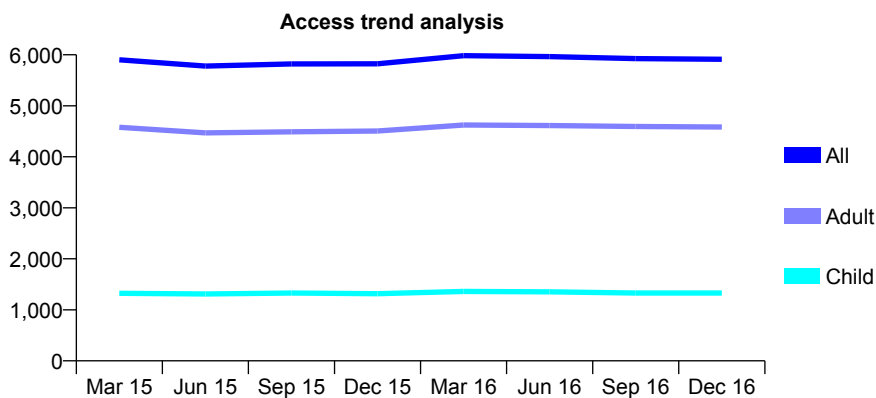
## Q49 - Vital Signs At a Glance Contract Report for 650803/0001 - December 2016

Name or company name	MRS KA BRANTINGHAM
Contract type name	GDS Contract
Purpose of contract	General
Contract start date	01/04/2006
Contract end date	

16/17 Contracted general activity (UDA)	17,629
Carry forward general activity (UDA)	33
16/17 Contracted orthodontic activity (UOA)	0
Carry forward orthodontic activity (UOA)	0
Baseline contract value	£542,916.53

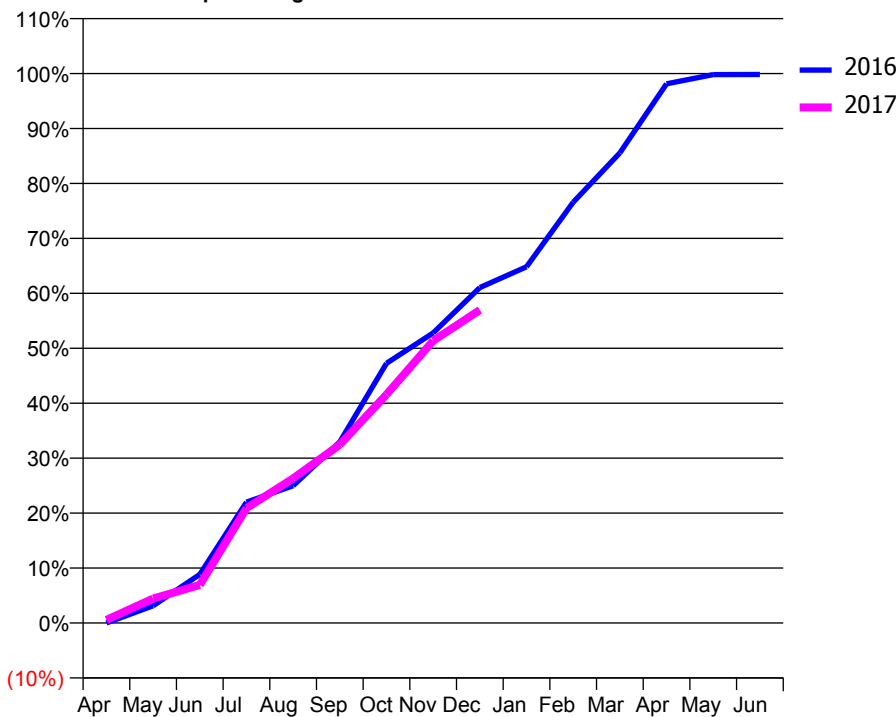
### ACCESS\*

Patients seen in 24 months	Total	Change since previous quarter
Quarter ending December 2015	5,824	
Quarter ending March 2016	5,984	↑
Quarter ending June 2016	5,965	→
Quarter ending September 2016	5,925	→
Quarter ending December 2016	5,913	→
<b>Variance since December 2015</b>	<b>1.5%</b>	<b>→</b>



### ACTIVITY

Cumulative percentage of contracted UDA delivered 2016 & 2017



Month	Adjusted Scheduled Activity (UDA)	
	2016	2017
April	0	102
May	555	784
June	1,561	1,220
July	3,879	3,686
August	4,402	4,641
September	5,812	5,720
October	8,332	7,328
November	9,307	9,055
December	10,762	10,042
January	11,429	
February	13,500	
March	15,083	
April	17,297	
May	17,593	
June	17,596	

### QUALITY

	Quantity	Base Number	Contract	AT	Region	England
% of FP17s for the same patient ID Re-attending within 3 months - Children	104	1,294	8.0%	11.7%	13.4%	12.4%
% of FP17s for the same patient ID Re-attending within 3 months - Adults	793	4,576	17.3%	15.7%	17.3%	16.6%
% of FP17s for the same patient ID Re-attending between 3 & 9 months - Children	635	1,294	49.1%	57.3%	58.9%	57.5%
% of FP17s for the same patient ID Re-attending between 3 & 9 months - Adults	2,228	4,576	48.7%	52.2%	52.5%	50.4%
% of FP17s for Band 1 Urgent Courses	396	4,843	8.2%	8.3%	9.3%	9.1%
% of FP17s Relating to Free Repair or Replacements	130	4,843	2.7%	1.2%	1.0%	0.8%
% of FP17s Relating to Continuations	123	4,843	2.5%	1.6%	1.5%	1.3%
% of Patients satisfied with the dentistry they have received	8	10	80.0%	92.5%	93.1%	92.7%
% of Patients satisfied with the time they had to wait for an appointment	10	10	100.0%	90.6%	89.8%	88.8%

\* This is based on patients treated on this contract for their most recent course of treatment. Figures in italics indicate the base number of FP17s or Patient Questionnaire responses are less than 100. N/A is shown where the base number of responses is less than 10 during the period. % is calculated as Quantity/Base number\*100

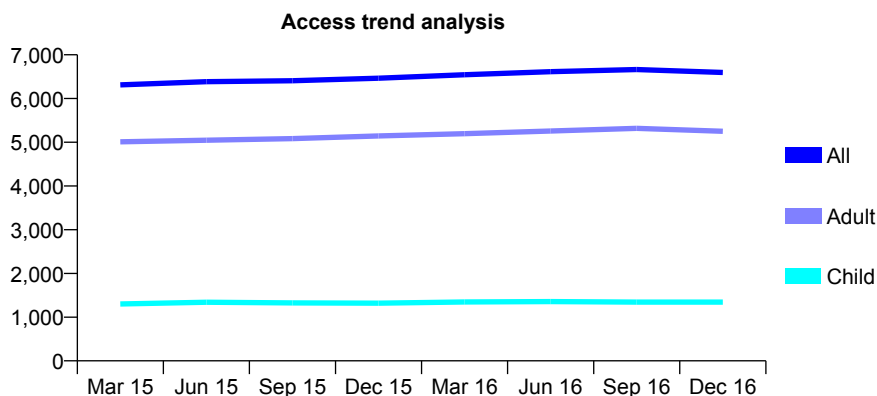
## Q49 - Vital Signs At a Glance Contract Report for 653314/0001 - December 2016

Name or company name	MR JN BUTTERWORTH
Contract type name	GDS Contract
Purpose of contract	General and Orthodontic
Contract start date	01/04/2006
Contract end date	

16/17 Contracted general activity (UDA)	19,662
Carry forward general activity (UDA)	0
16/17 Contracted orthodontic activity (UOA)	374
Carry forward orthodontic activity (UOA)	0
Baseline contract value	£467,121.61

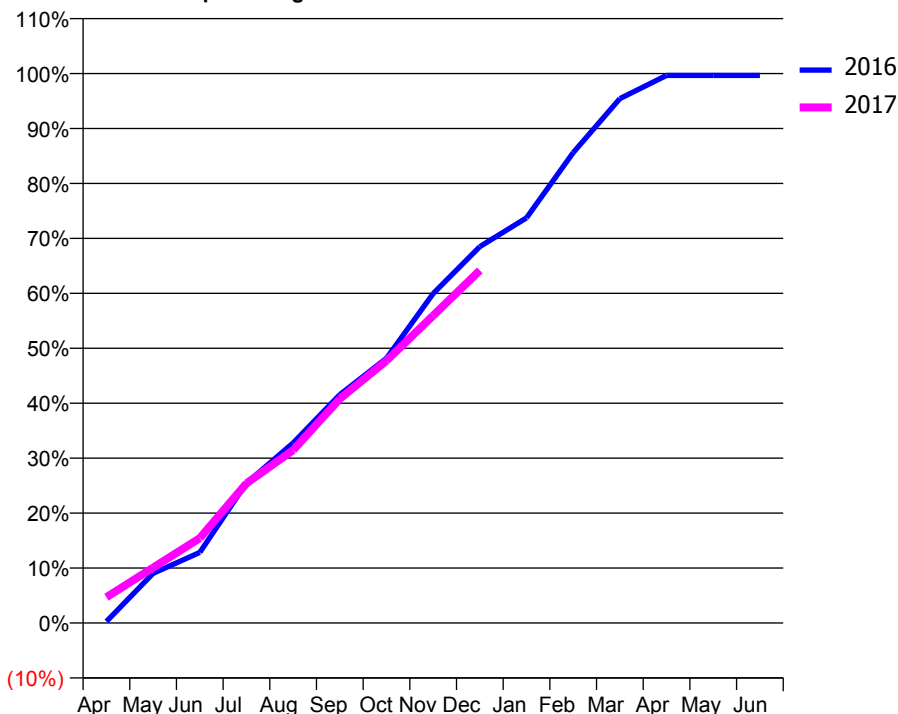
### ACCESS\*

Patients seen in 24 months	Total	Change since previous quarter
Quarter ending December 2015	6,465	
Quarter ending March 2016	6,543	→
Quarter ending June 2016	6,615	→
Quarter ending September 2016	6,662	→
Quarter ending December 2016	6,595	↓
<b>Variance since December 2015</b>	<b>2.0%</b>	<b>↑</b>



### ACTIVITY

Cumulative percentage of contracted UDA delivered 2016 & 2017



Month	Adjusted Scheduled Activity (UDA)	
	2016	2017
April	54	921
May	1,776	1,981
June	2,529	3,037
July	5,008	4,998
August	6,441	6,188
September	8,169	8,024
October	9,473	9,387
November	11,786	10,999
December	13,469	12,620
January	14,497	
February	16,830	
March	18,765	
April	19,592	
May	19,592	
June	19,592	

### QUALITY

	Quantity	Base Number	Contract	AT	Region	England
% of FP17s for the same patient ID Re-attending within 3 months - Children	189	1,630	11.6%	11.7%	13.4%	12.4%
% of FP17s for the same patient ID Re-attending within 3 months - Adults	1,272	6,308	20.2%	15.7%	17.3%	16.6%
% of FP17s for the same patient ID Re-attending between 3 & 9 months - Children	1,023	1,630	62.8%	57.3%	58.9%	57.5%
% of FP17s for the same patient ID Re-attending between 3 & 9 months - Adults	3,793	6,308	60.1%	52.2%	52.5%	50.4%
% of FP17s for Band 1 Urgent Courses	796	7,002	11.4%	8.3%	9.3%	9.1%
% of FP17s Relating to Free Repair or Replacements	78	7,002	1.1%	1.2%	1.0%	0.8%
% of FP17s Relating to Continuations	115	7,002	1.6%	1.6%	1.5%	1.3%
% of Patients satisfied with the dentistry they have received	10	10	100.0%	92.5%	93.1%	92.7%
% of Patients satisfied with the time they had to wait for an appointment	10	10	100.0%	90.6%	89.8%	88.8%

\* This is based on patients treated on this contract for their most recent course of treatment. Figures in italics indicate the base number of FP17s or Patient Questionnaire responses are less than 100. N/A is shown where the base number of responses is less than 10 during the period. % is calculated as Quantity/Base number\*100

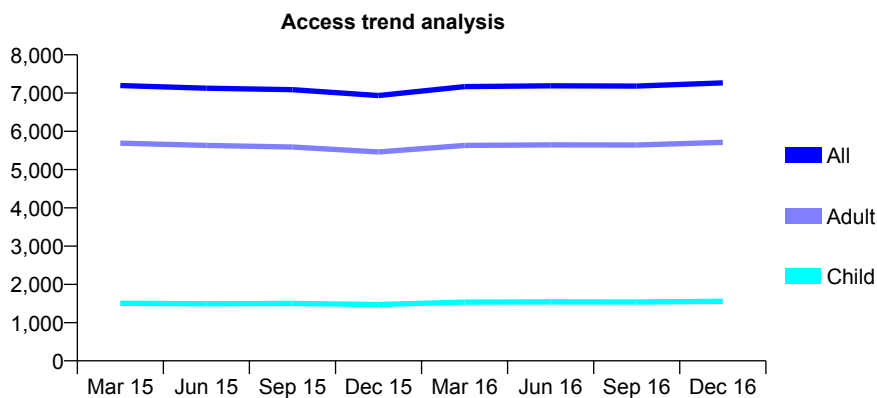
## Q49 - Vital Signs At a Glance Contract Report for 654205/0001 - December 2016

Name or company name	MRS KK AMLANI
Contract type name	Pilot Contract
Purpose of contract	General and Orthodontic
Contract start date	01/04/2006
Contract end date	

16/17 Contracted general activity (UDA)	27,729
Carry forward general activity (UDA)	0
16/17 Contracted orthodontic activity (UOA)	5
Carry forward orthodontic activity (UOA)	0
Baseline contract value	£622,058.97

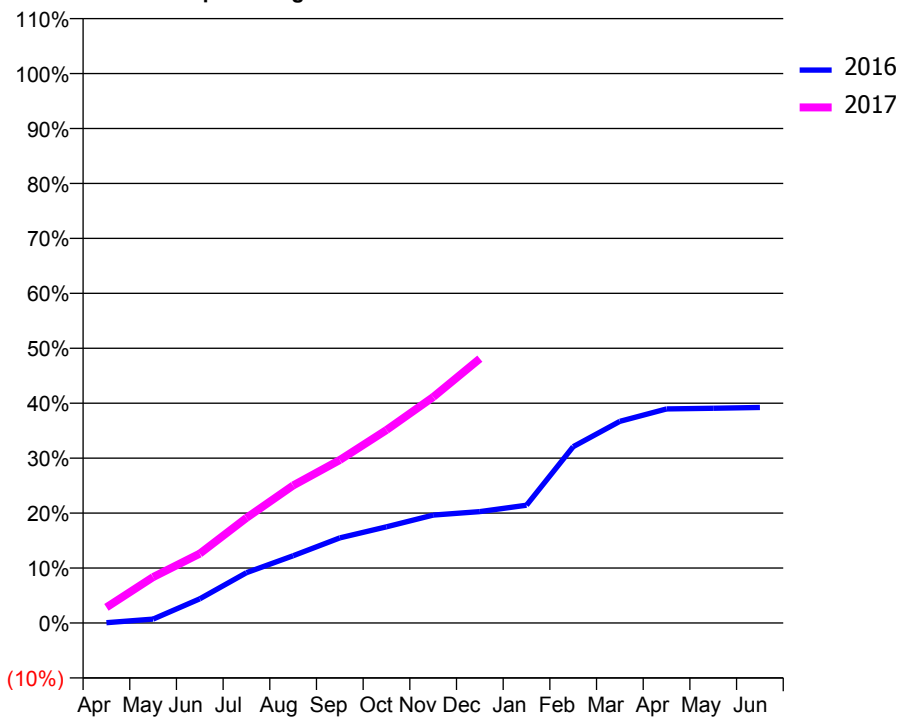
### ACCESS\*

Patients seen in 24 months	Total	Change since previous quarter
Quarter ending December 2015	6,935	
Quarter ending March 2016	7,168	↑
Quarter ending June 2016	7,189	→
Quarter ending September 2016	7,181	→
Quarter ending December 2016	7,267	→
<b>Variance since December 2015</b>	<b>4.8%</b>	<b>↑</b>



### ACTIVITY

Cumulative percentage of contracted UDA delivered 2016 & 2017



Month	Adjusted Scheduled Activity (UDA)	
	2016	2017
April	16	789
May	195	2,321
June	1,219	3,499
July	2,538	5,308
August	3,395	6,942
September	4,294	8,226
October	4,856	9,741
November	5,450	11,401
December	5,619	13,342
January	5,945	
February	8,901	
March	10,177	
April	10,805	
May	10,837	
June	10,875	

### QUALITY

	Quantity	Base Number	Contract	AT	Region	England
% of FP17s for the same patient ID Re-attending within 3 months - Children	101	1,810	5.6%	11.7%	13.4%	12.4%
% of FP17s for the same patient ID Re-attending within 3 months - Adults	1,453	7,160	20.3%	15.7%	17.3%	16.6%
% of FP17s for the same patient ID Re-attending between 3 & 9 months - Children	1,108	1,810	61.2%	57.3%	58.9%	57.5%
% of FP17s for the same patient ID Re-attending between 3 & 9 months - Adults	4,042	7,160	56.5%	52.2%	52.5%	50.4%
% of FP17s for Band 1 Urgent Courses	352	7,913	4.4%	8.3%	9.3%	9.1%
% of FP17s Relating to Free Repair or Replacements	62	7,913	0.8%	1.2%	1.0%	0.8%
% of FP17s Relating to Continuations	33	7,913	0.4%	1.6%	1.5%	1.3%
% of Patients satisfied with the dentistry they have received	11	14	78.6%	92.5%	93.1%	92.7%
% of Patients satisfied with the time they had to wait for an appointment	12	14	85.7%	90.6%	89.8%	88.8%

\* This is based on patients treated on this contract for their most recent course of treatment. Figures in italics indicate the base number of FP17s or Patient Questionnaire responses are less than 100. N/A is shown where the base number of responses is less than 10 during the period. % is calculated as Quantity/Base number\*100

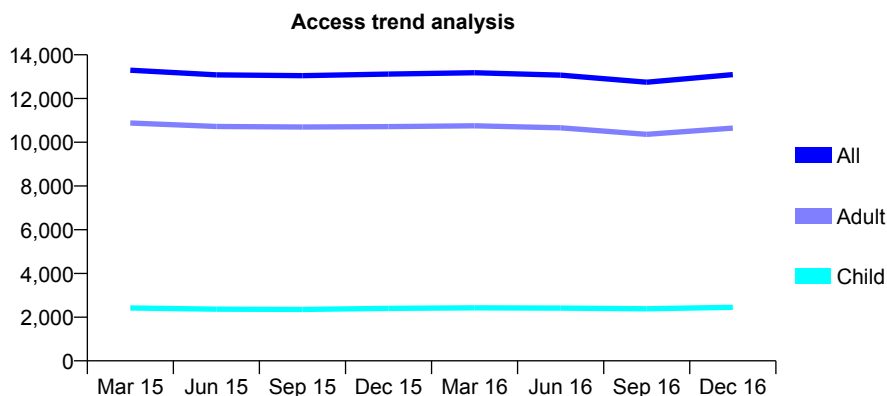
## Q49 - Vital Signs At a Glance Contract Report for 654337/0001 - December 2016

Name or company name	MR F ANSARI-ARDABILI
Contract type name	GDS Contract
Purpose of contract	General
Contract start date	01/04/2006
Contract end date	

16/17 Contracted general activity (UDA)	44,500
Carry forward general activity (UDA)	453
16/17 Contracted orthodontic activity (UOA)	0
Carry forward orthodontic activity (UOA)	0
Baseline contract value	£1,159,338.60

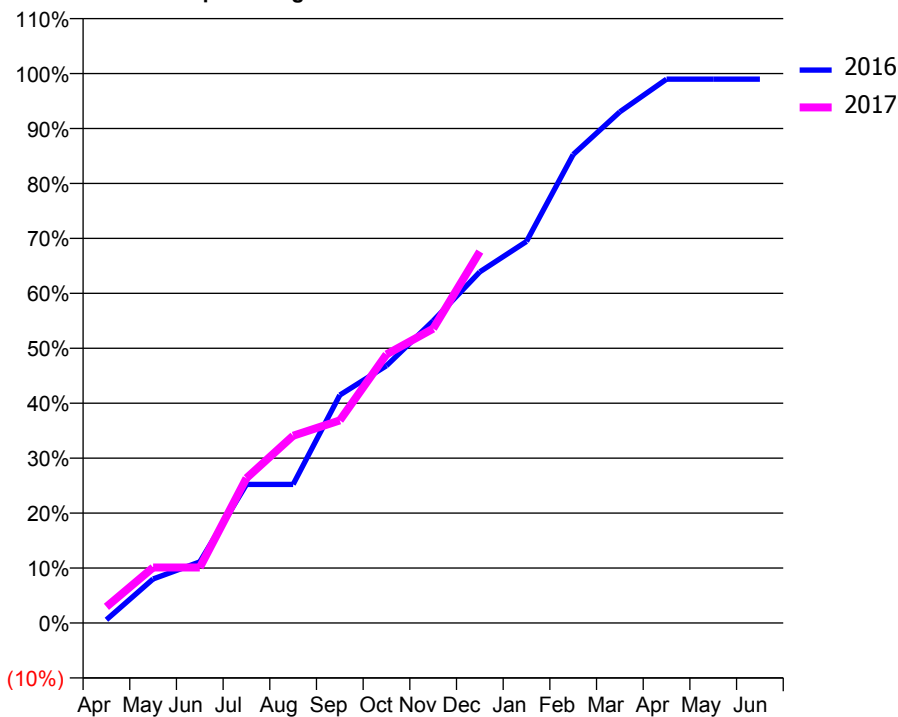
### ACCESS\*

Patients seen in 24 months	Total	Change since previous quarter
Quarter ending December 2015	13,116	
Quarter ending March 2016	13,177	→
Quarter ending June 2016	13,068	→
Quarter ending September 2016	12,746	↓
Quarter ending December 2016	13,097	↑
<b>Variance since December 2015</b>	<b>(0.1%)</b>	<b>→</b>



### ACTIVITY

Cumulative percentage of contracted UDA delivered 2016 & 2017



Month	Adjusted Scheduled Activity (UDA)	
	2016	2017
April	265	1,315
May	3,569	4,493
June	4,947	4,493
July	11,228	11,735
August	11,228	15,168
September	18,465	16,405
October	20,838	21,753
November	24,479	23,839
December	28,435	30,085
January	30,898	
February	37,938	
March	41,393	
April	44,047	
May	44,047	
June	44,047	

### QUALITY

	Quantity	Base Number	Contract	AT	Region	England
% of FP17s for the same patient ID Re-attending within 3 months - Children	85	2,046	4.2%	11.7%	13.4%	12.4%
% of FP17s for the same patient ID Re-attending within 3 months - Adults	747	8,626	8.7%	15.7%	17.3%	16.6%
% of FP17s for the same patient ID Re-attending between 3 & 9 months - Children	832	2,046	40.7%	57.3%	58.9%	57.5%
% of FP17s for the same patient ID Re-attending between 3 & 9 months - Adults	3,893	8,626	45.1%	52.2%	52.5%	50.4%
% of FP17s for Band 1 Urgent Courses	404	9,686	4.2%	8.3%	9.3%	9.1%
% of FP17s Relating to Free Repair or Replacements	291	9,686	3.0%	1.2%	1.0%	0.8%
% of FP17s Relating to Continuations	70	9,686	0.7%	1.6%	1.5%	1.3%
% of Patients satisfied with the dentistry they have received	33	39	84.6%	92.5%	93.1%	92.7%
% of Patients satisfied with the time they had to wait for an appointment	38	39	97.4%	90.6%	89.8%	88.8%

\* This is based on patients treated on this contract for their most recent course of treatment. Figures in italics indicate the base number of FP17s or Patient Questionnaire responses are less than 100. N/A is shown where the base number of responses is less than 10 during the period. % is calculated as Quantity/Base number\*100



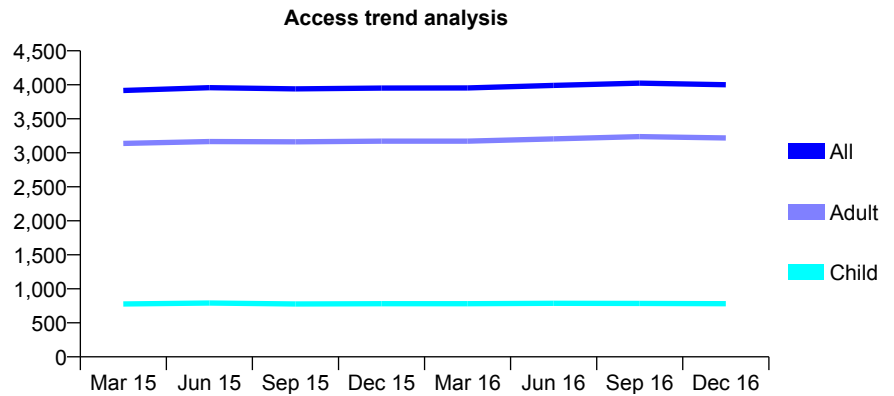
## Q49 - Vital Signs At a Glance Contract Report for 658170/0001 - December 2016

Name or company name	MR ME BENN
Contract type name	GDS Contract
Purpose of contract	General
Contract start date	01/04/2006
Contract end date	

16/17 Contracted general activity (UDA)	11,451
Carry forward general activity (UDA)	-191
16/17 Contracted orthodontic activity (UOA)	0
Carry forward orthodontic activity (UOA)	0
Baseline contract value	£332,419.52

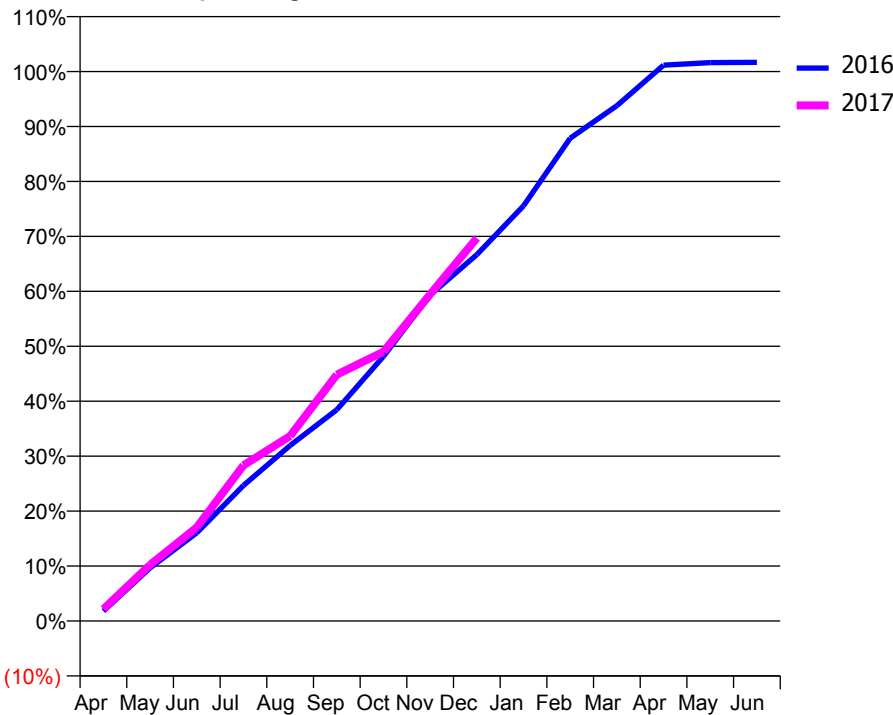
### ACCESS\*

Patients seen in 24 months	Total	Change since previous quarter
Quarter ending December 2015	3,952	
Quarter ending March 2016	3,953	→
Quarter ending June 2016	3,992	→
Quarter ending September 2016	4,024	→
Quarter ending December 2016	4,001	→
<b>Variance since December 2015</b>	<b>1.2%</b>	<b>→</b>



### ACTIVITY

Cumulative percentage of contracted UDA delivered 2016 & 2017



Month	Adjusted Scheduled Activity (UDA)	
	2016	2017
April	207	250
May	1,107	1,172
June	1,839	1,953
July	2,825	3,245
August	3,660	3,856
September	4,403	5,133
October	5,516	5,611
November	6,793	6,808
December	7,634	7,979
January	8,653	
February	10,060	
March	10,738	
April	11,582	
May	11,636	
June	11,642	

### QUALITY

	Quantity	Base Number	Contract	AT	Region	England
% of FP17s for the same patient ID Re-attending within 3 months - Children	13	731	1.8%	11.7%	13.4%	12.4%
% of FP17s for the same patient ID Re-attending within 3 months - Adults	329	3,373	9.8%	15.7%	17.3%	16.6%
% of FP17s for the same patient ID Re-attending between 3 & 9 months - Children	275	731	37.6%	57.3%	58.9%	57.5%
% of FP17s for the same patient ID Re-attending between 3 & 9 months - Adults	1,713	3,373	50.8%	52.2%	52.5%	50.4%
% of FP17s for Band 1 Urgent Courses	194	3,668	5.3%	8.3%	9.3%	9.1%
% of FP17s Relating to Free Repair or Replacements	73	3,668	2.0%	1.2%	1.0%	0.8%
% of FP17s Relating to Continuations	19	3,668	0.5%	1.6%	1.5%	1.3%
% of Patients satisfied with the dentistry they have received	5	6	N/A	92.5%	93.1%	92.7%
% of Patients satisfied with the time they had to wait for an appointment	5	6	N/A	90.6%	89.8%	88.8%

\* This is based on patients treated on this contract for their most recent course of treatment. Figures in italics indicate the base number of FP17s or Patient Questionnaire responses are less than 100. N/A is shown where the base number of responses is less than 10 during the period. % is calculated as Quantity/Base number\*100

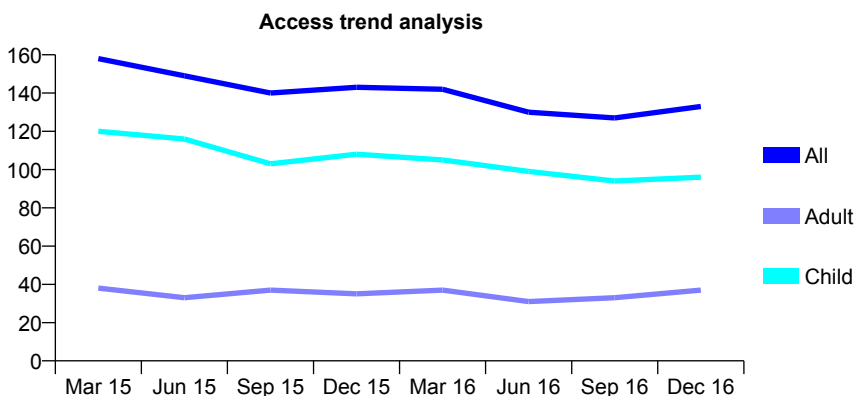
## Q49 - Vital Signs At a Glance Contract Report for 660957/0002 - December 2016

Name or company name	MR CJ BARR
Contract type name	GDS Contract
Purpose of contract	General and Orthodontic
Contract start date	17/03/2012
Contract end date	

16/17 Contracted general activity (UDA)	380
Carry forward general activity (UDA)	0
16/17 Contracted orthodontic activity (UOA)	2,548
Carry forward orthodontic activity (UOA)	0
Baseline contract value	£176,678.49

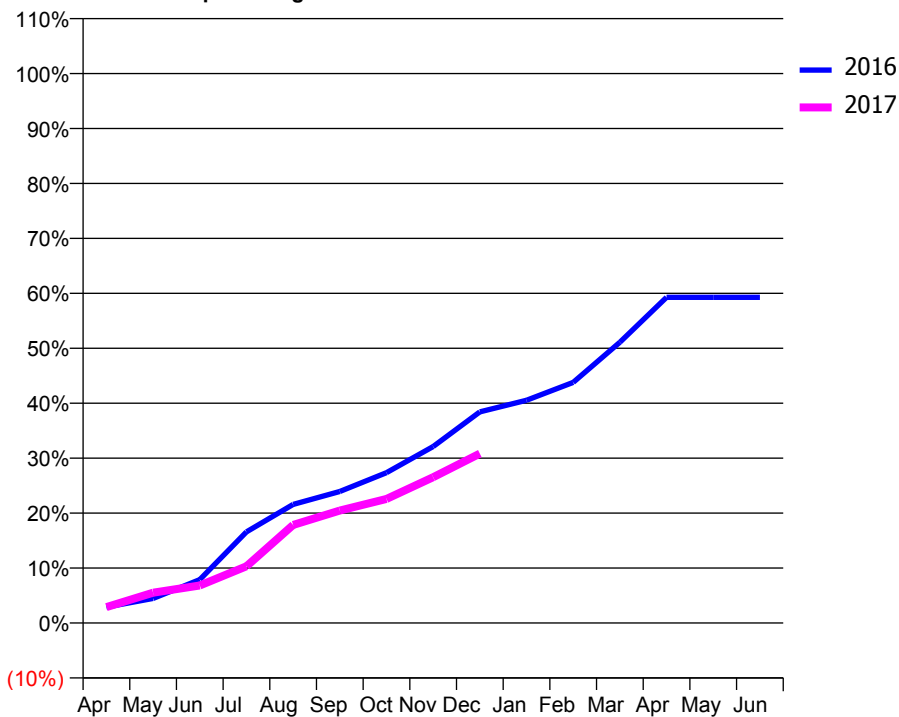
### ACCESS\*

Patients seen in 24 months	Total	Change since previous quarter
Quarter ending December 2015	143	
Quarter ending March 2016	142	→
Quarter ending June 2016	130	↓
Quarter ending September 2016	127	↓
Quarter ending December 2016	133	↑
<b>Variance since December 2015</b>	<b>(7.0%)</b>	<b>↓</b>



### ACTIVITY

Cumulative percentage of contracted UDA delivered 2016 & 2017



Adjusted Scheduled Activity (UDA)

Month	2016	2017
April	11	11
May	17	21
June	30	26
July	63	39
August	82	68
September	91	78
October	104	86
November	122	101
December	146	117
January	154	
February	166	
March	194	
April	225	
May	225	
June	225	

### QUALITY

	Quantity	Base Number	Contract	AT	Region	England
% of FP17s for the same patient ID Re-attending within 3 months - Children	14	223	6.3%	11.7%	13.4%	12.4%
% of FP17s for the same patient ID Re-attending within 3 months - Adults	2	26	7.7%	15.7%	17.3%	16.6%
% of FP17s for the same patient ID Re-attending between 3 & 9 months - Children	44	223	19.7%	57.3%	58.9%	57.5%
% of FP17s for the same patient ID Re-attending between 3 & 9 months - Adults	6	26	23.1%	52.2%	52.5%	50.4%
% of FP17s for Band 1 Urgent Courses	6	90	6.7%	8.3%	9.3%	9.1%
% of FP17s Relating to Free Repair or Replacements	0	90	0.0%	1.2%	1.0%	0.8%
% of FP17s Relating to Continuations	1	90	1.1%	1.6%	1.5%	1.3%
% of Patients satisfied with the dentistry they have received	0	0	N/A	92.5%	93.1%	92.7%
% of Patients satisfied with the time they had to wait for an appointment	0	0	N/A	90.6%	89.8%	88.8%

\* This is based on patients treated on this contract for their most recent course of treatment. Figures in italics indicate the base number of FP17s or Patient Questionnaire responses are less than 100. N/A is shown where the base number of responses is less than 10 during the period. % is calculated as Quantity/Base number\*100

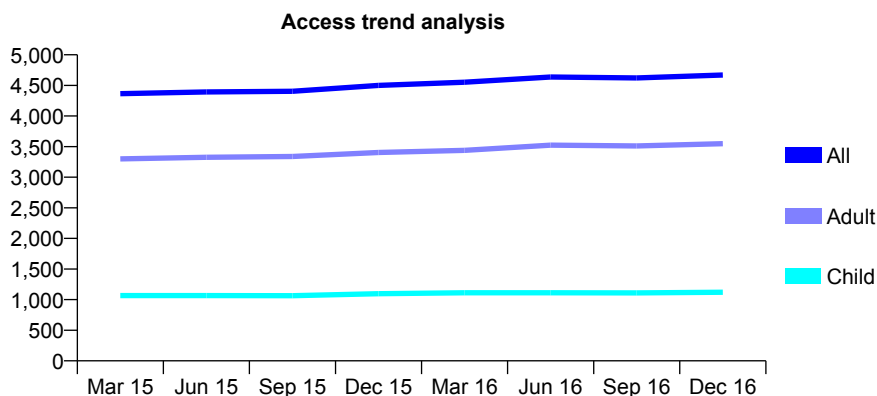
## Q49 - Vital Signs At a Glance Contract Report for 661155/0001 - December 2016

Name or company name	MR G REID
Contract type name	GDS Contract
Purpose of contract	General
Contract start date	01/04/2006
Contract end date	

16/17 Contracted general activity (UDA)	13,848
Carry forward general activity (UDA)	163
16/17 Contracted orthodontic activity (UOA)	0
Carry forward orthodontic activity (UOA)	0
Baseline contract value	£405,381.67

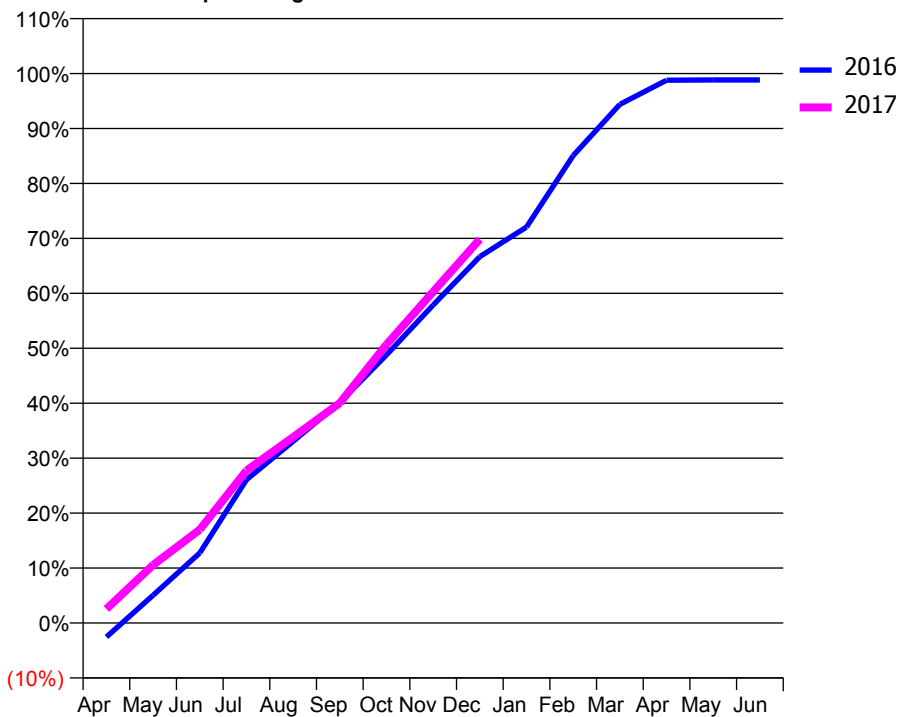
### ACCESS\*

Patients seen in 24 months	Total	Change since previous quarter
Quarter ending December 2015	4,500	
Quarter ending March 2016	4,552	→
Quarter ending June 2016	4,637	→
Quarter ending September 2016	4,622	→
Quarter ending December 2016	4,669	→
<b>Variance since December 2015</b>	<b>3.8%</b>	<b>↑</b>



### ACTIVITY

Cumulative percentage of contracted UDA delivered 2016 & 2017



Month	Adjusted Scheduled Activity (UDA)	
	2016	2017
April	-353	355
May	700	1,464
June	1,766	2,354
July	3,612	3,844
August	4,578	4,687
September	5,555	5,543
October	6,755	7,017
November	8,014	8,348
December	9,231	9,673
January	9,979	
February	11,781	
March	13,070	
April	13,680	
May	13,686	
June	13,685	

### QUALITY

	Quantity	Base Number	Contract	AT	Region	England
% of FP17s for the same patient ID Re-attending within 3 months - Children	113	1,351	8.4%	11.7%	13.4%	12.4%
% of FP17s for the same patient ID Re-attending within 3 months - Adults	677	4,033	16.8%	15.7%	17.3%	16.6%
% of FP17s for the same patient ID Re-attending between 3 & 9 months - Children	897	1,351	66.4%	57.3%	58.9%	57.5%
% of FP17s for the same patient ID Re-attending between 3 & 9 months - Adults	2,448	4,033	60.7%	52.2%	52.5%	50.4%
% of FP17s for Band 1 Urgent Courses	306	5,057	6.1%	8.3%	9.3%	9.1%
% of FP17s Relating to Free Repair or Replacements	93	5,057	1.8%	1.2%	1.0%	0.8%
% of FP17s Relating to Continuations	92	5,057	1.8%	1.6%	1.5%	1.3%
% of Patients satisfied with the dentistry they have received	8	10	80.0%	92.5%	93.1%	92.7%
% of Patients satisfied with the time they had to wait for an appointment	9	10	90.0%	90.6%	89.8%	88.8%

\* This is based on patients treated on this contract for their most recent course of treatment. Figures in italics indicate the base number of FP17s or Patient Questionnaire responses are less than 100. N/A is shown where the base number of responses is less than 10 during the period. % is calculated as Quantity/Base number\*100

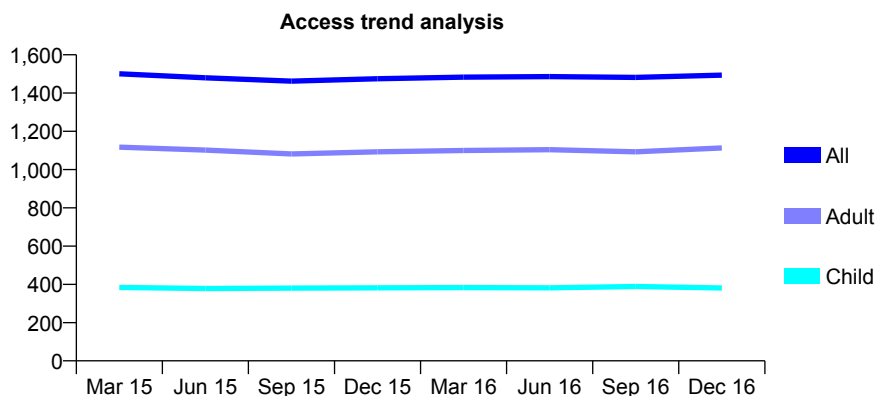
## Q49 - Vital Signs At a Glance Contract Report for 674303/0001 - December 2016

Name or company name	MR JH NOWICKI
Contract type name	GDS Contract
Purpose of contract	General
Contract start date	01/04/2006
Contract end date	

16/17 Contracted general activity (UDA)	3,602
Carry forward general activity (UDA)	-38
16/17 Contracted orthodontic activity (UOA)	0
Carry forward orthodontic activity (UOA)	0
Baseline contract value	£85,170.28

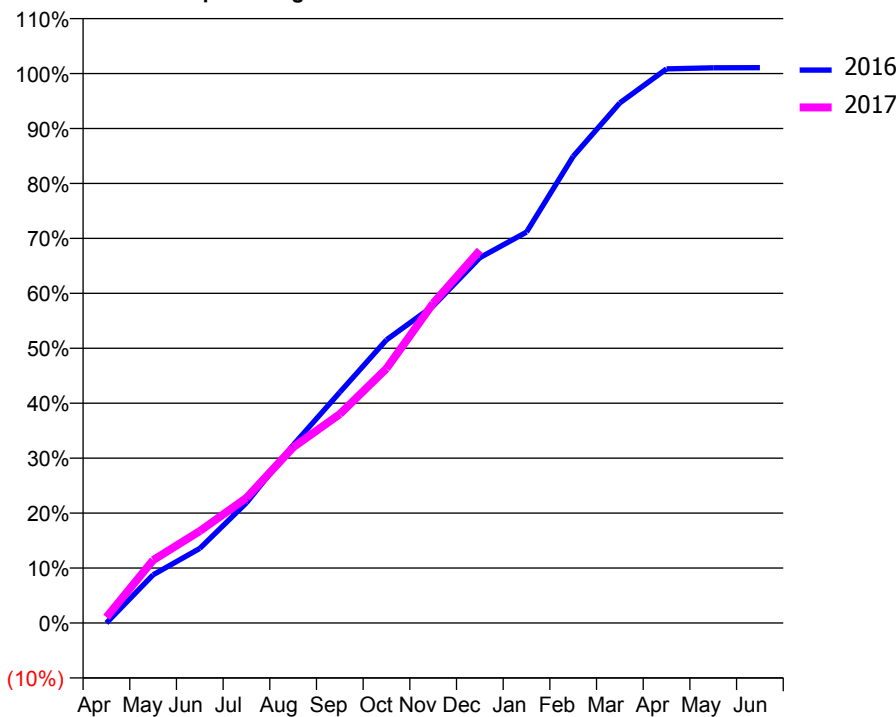
### ACCESS\*

Patients seen in 24 months	Total	Change since previous quarter
Quarter ending December 2015	1,475	
Quarter ending March 2016	1,483	→
Quarter ending June 2016	1,486	→
Quarter ending September 2016	1,482	→
Quarter ending December 2016	1,494	→
<b>Variance since December 2015</b>	<b>1.3%</b>	<b>→</b>



### ACTIVITY

Cumulative percentage of contracted UDA delivered 2016 & 2017



Month	Adjusted Scheduled Activity (UDA)	
	2016	2017
April	0	38
May	316	412
June	489	603
July	788	821
August	1,167	1,152
September	1,513	1,369
October	1,856	1,668
November	2,078	2,096
December	2,395	2,443
January	2,562	
February	3,059	
March	3,410	
April	3,632	
May	3,639	
June	3,640	

### QUALITY

	Quantity	Base Number	Contract	AT	Region	England
% of FP17s for the same patient ID Re-attending within 3 months - Children	13	382	3.4%	11.7%	13.4%	12.4%
% of FP17s for the same patient ID Re-attending within 3 months - Adults	109	1,123	9.7%	15.7%	17.3%	16.6%
% of FP17s for the same patient ID Re-attending between 3 & 9 months - Children	220	382	57.6%	57.3%	58.9%	57.5%
% of FP17s for the same patient ID Re-attending between 3 & 9 months - Adults	598	1,123	53.3%	52.2%	52.5%	50.4%
% of FP17s for Band 1 Urgent Courses	114	1,380	8.3%	8.3%	9.3%	9.1%
% of FP17s Relating to Free Repair or Replacements	9	1,380	0.7%	1.2%	1.0%	0.8%
% of FP17s Relating to Continuations	6	1,380	0.4%	1.6%	1.5%	1.3%
% of Patients satisfied with the dentistry they have received	3	3	N/A	92.5%	93.1%	92.7%
% of Patients satisfied with the time they had to wait for an appointment	3	3	N/A	90.6%	89.8%	88.8%

\* This is based on patients treated on this contract for their most recent course of treatment. Figures in italics indicate the base number of FP17s or Patient Questionnaire responses are less than 100. N/A is shown where the base number of responses is less than 10 during the period. % is calculated as Quantity/Base number\*100

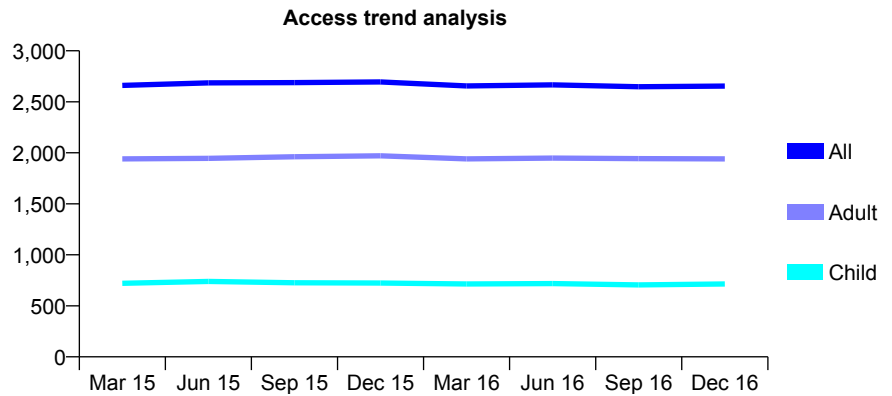
## Q49 - Vital Signs At a Glance Contract Report for 674338/0001 - December 2016

Name or company name	MRS LJ HUNTER
Contract type name	GDS Contract
Purpose of contract	General
Contract start date	01/04/2006
Contract end date	

16/17 Contracted general activity (UDA)	8,826
Carry forward general activity (UDA)	13
16/17 Contracted orthodontic activity (UOA)	0
Carry forward orthodontic activity (UOA)	0
Baseline contract value	£241,546.33

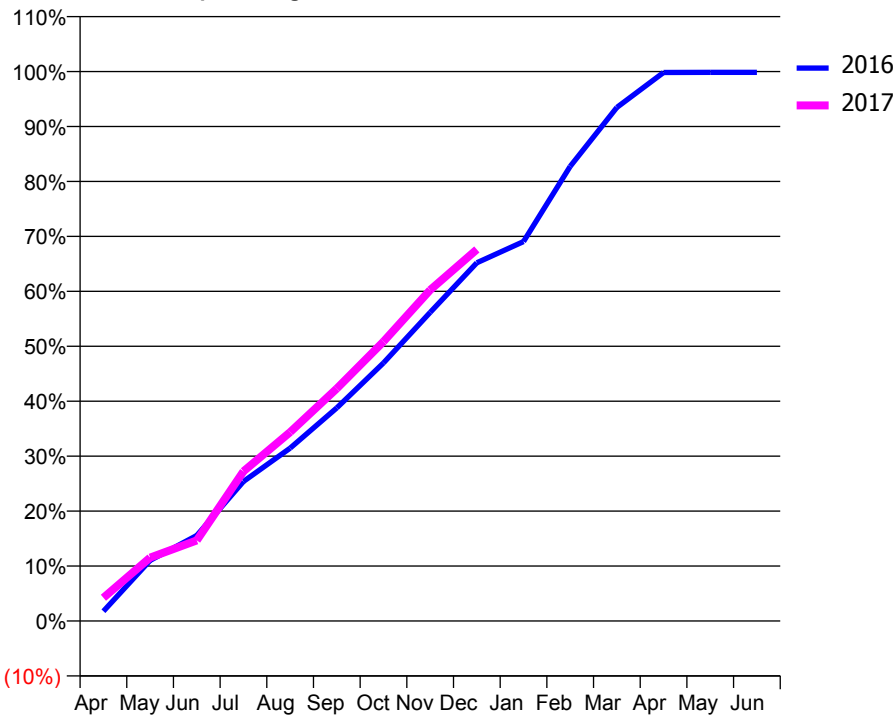
### ACCESS\*

Patients seen in 24 months	Total	Change since previous quarter
Quarter ending December 2015	2,695	
Quarter ending March 2016	2,656	↓
Quarter ending June 2016	2,666	→
Quarter ending September 2016	2,648	→
Quarter ending December 2016	2,654	→
<b>Variance since December 2015</b>	<b>(1.5%)</b>	<b>↓</b>



### ACTIVITY

Cumulative percentage of contracted UDA delivered 2016 & 2017



Month	Adjusted Scheduled Activity (UDA)	
	2016	2017
April	157	373
May	974	1,018
June	1,374	1,295
July	2,241	2,404
August	2,777	3,033
September	3,425	3,733
October	4,146	4,488
November	4,957	5,318
December	5,753	5,968
January	6,094	
February	7,302	
March	8,250	
April	8,811	
May	8,813	
June	8,813	

### QUALITY

	Quantity	Base Number	Contract	AT	Region	England
% of FP17s for the same patient ID Re-attending within 3 months - Children	79	763	10.4%	11.7%	13.4%	12.4%
% of FP17s for the same patient ID Re-attending within 3 months - Adults	295	1,850	15.9%	15.7%	17.3%	16.6%
% of FP17s for the same patient ID Re-attending between 3 & 9 months - Children	421	763	55.2%	57.3%	58.9%	57.5%
% of FP17s for the same patient ID Re-attending between 3 & 9 months - Adults	907	1,850	49.0%	52.2%	52.5%	50.4%
% of FP17s for Band 1 Urgent Courses	72	2,436	3.0%	8.3%	9.3%	9.1%
% of FP17s Relating to Free Repair or Replacements	71	2,436	2.9%	1.2%	1.0%	0.8%
% of FP17s Relating to Continuations	27	2,436	1.1%	1.6%	1.5%	1.3%
% of Patients satisfied with the dentistry they have received	2	2	N/A	92.5%	93.1%	92.7%
% of Patients satisfied with the time they had to wait for an appointment	1	2	N/A	90.6%	89.8%	88.8%

\* This is based on patients treated on this contract for their most recent course of treatment. Figures in italics indicate the base number of FP17s or Patient Questionnaire responses are less than 100. N/A is shown where the base number of responses is less than 10 during the period. % is calculated as Quantity/Base number\*100

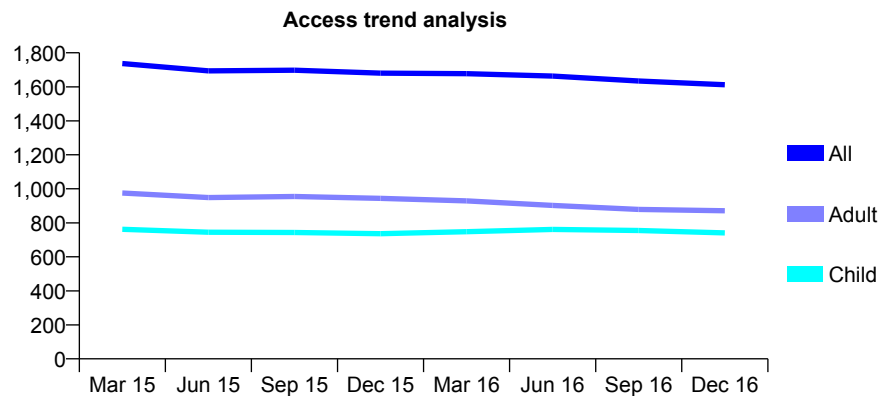
## Q49 - Vital Signs At a Glance Contract Report for 676098/0001 - December 2016

Name or company name	MR BS LIVERSIDGE
Contract type name	GDS Contract
Purpose of contract	General
Contract start date	01/04/2006
Contract end date	

16/17 Contracted general activity (UDA)	6,054
Carry forward general activity (UDA)	0
16/17 Contracted orthodontic activity (UOA)	0
Carry forward orthodontic activity (UOA)	0
Baseline contract value	£153,566.49

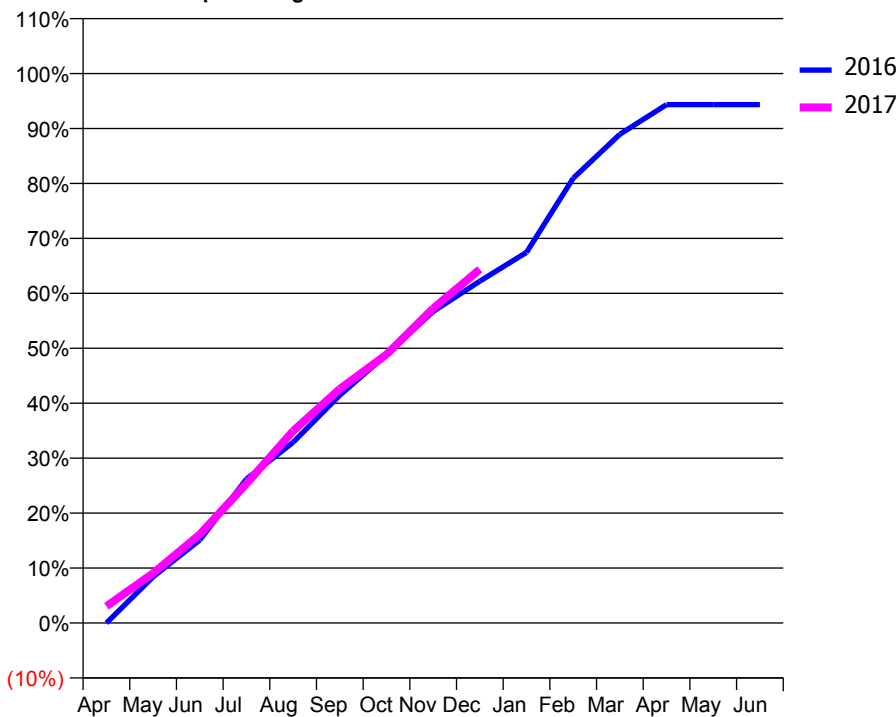
### ACCESS\*

Patients seen in 24 months	Total	Change since previous quarter
Quarter ending December 2015	1,680	
Quarter ending March 2016	1,677	→
Quarter ending June 2016	1,663	→
Quarter ending September 2016	1,634	↓
Quarter ending December 2016	1,612	↓
<b>Variance since December 2015</b>	<b>(4.0%)</b>	<b>↓</b>



### ACTIVITY

Cumulative percentage of contracted UDA delivered 2016 & 2017



Month	Adjusted Scheduled Activity (UDA)	
	2016	2017
April	0	185
May	508	549
June	914	977
July	1,585	1,534
August	1,991	2,116
September	2,510	2,579
October	2,957	2,959
November	3,433	3,467
December	3,766	3,896
January	4,083	
February	4,901	
March	5,385	
April	5,711	
May	5,711	
June	5,711	

### QUALITY

	Quantity	Base Number	Contract	AT	Region	England
% of FP17s for the same patient ID Re-attending within 3 months - Children	37	681	5.4%	11.7%	13.4%	12.4%
% of FP17s for the same patient ID Re-attending within 3 months - Adults	110	735	15.0%	15.7%	17.3%	16.6%
% of FP17s for the same patient ID Re-attending between 3 & 9 months - Children	323	681	47.4%	57.3%	58.9%	57.5%
% of FP17s for the same patient ID Re-attending between 3 & 9 months - Adults	303	735	41.2%	52.2%	52.5%	50.4%
% of FP17s for Band 1 Urgent Courses	72	1,314	5.5%	8.3%	9.3%	9.1%
% of FP17s Relating to Free Repair or Replacements	0	1,314	0.0%	1.2%	1.0%	0.8%
% of FP17s Relating to Continuations	0	1,314	0.0%	1.6%	1.5%	1.3%
% of Patients satisfied with the dentistry they have received	3	3	N/A	92.5%	93.1%	92.7%
% of Patients satisfied with the time they had to wait for an appointment	2	3	N/A	90.6%	89.8%	88.8%

\* This is based on patients treated on this contract for their most recent course of treatment. Figures in italics indicate the base number of FP17s or Patient Questionnaire responses are less than 100. N/A is shown where the base number of responses is less than 10 during the period. % is calculated as Quantity/Base number\*100

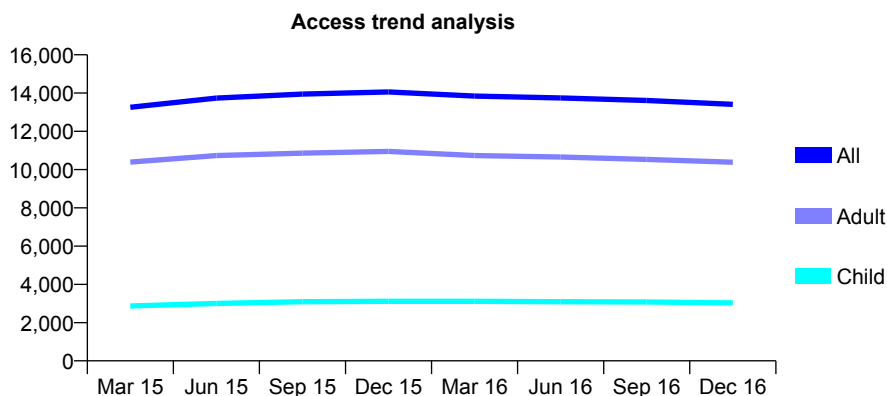
## Q49 - Vital Signs At a Glance Contract Report for 678457/0001 - December 2016

Name or company name	MR LA NIGHTINGALE
Contract type name	GDS Contract
Purpose of contract	General
Contract start date	01/04/2006
Contract end date	

16/17 Contracted general activity (UDA)	40,844
Carry forward general activity (UDA)	1,006
16/17 Contracted orthodontic activity (UOA)	0
Carry forward orthodontic activity (UOA)	0
Baseline contract value	£977,435.02

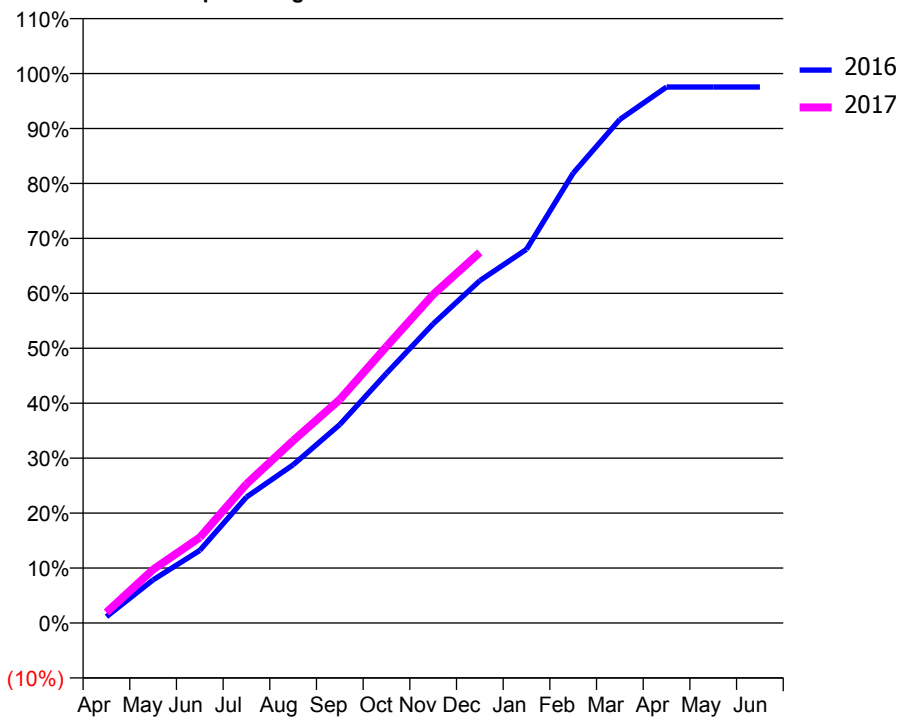
### ACCESS\*

Patients seen in 24 months	Total	Change since previous quarter
Quarter ending December 2015	14,058	
Quarter ending March 2016	13,845	↓
Quarter ending June 2016	13,747	→
Quarter ending September 2016	13,614	→
Quarter ending December 2016	13,409	↓
<b>Variance since December 2015</b>	<b>(4.6%)</b>	<b>↓</b>



### ACTIVITY

Cumulative percentage of contracted UDA delivered 2016 & 2017



Month	Adjusted Scheduled Activity (UDA)	
	2016	2017
April	467	790
May	3,202	3,975
June	5,401	6,362
July	9,360	10,329
August	11,760	13,557
September	14,755	16,613
October	18,562	20,547
November	22,241	24,417
December	25,452	27,547
January	27,773	
February	33,432	
March	37,427	
April	39,839	
May	39,838	
June	39,838	

### QUALITY

	Quantity	Base Number	Contract	AT	Region	England
% of FP17s for the same patient ID Re-attending within 3 months - Children	275	3,360	8.2%	11.7%	13.4%	12.4%
% of FP17s for the same patient ID Re-attending within 3 months - Adults	2,053	11,670	17.6%	15.7%	17.3%	16.6%
% of FP17s for the same patient ID Re-attending between 3 & 9 months - Children	1,937	3,360	57.6%	57.3%	58.9%	57.5%
% of FP17s for the same patient ID Re-attending between 3 & 9 months - Adults	6,560	11,670	56.2%	52.2%	52.5%	50.4%
% of FP17s for Band 1 Urgent Courses	956	13,819	6.9%	8.3%	9.3%	9.1%
% of FP17s Relating to Free Repair or Replacements	127	13,819	0.9%	1.2%	1.0%	0.8%
% of FP17s Relating to Continuations	385	13,819	2.8%	1.6%	1.5%	1.3%
% of Patients satisfied with the dentistry they have received	24	26	92.3%	92.5%	93.1%	92.7%
% of Patients satisfied with the time they had to wait for an appointment	25	26	96.2%	90.6%	89.8%	88.8%

\* This is based on patients treated on this contract for their most recent course of treatment. Figures in italics indicate the base number of FP17s or Patient Questionnaire responses are less than 100. N/A is shown where the base number of responses is less than 10 during the period. % is calculated as Quantity/Base number\*100



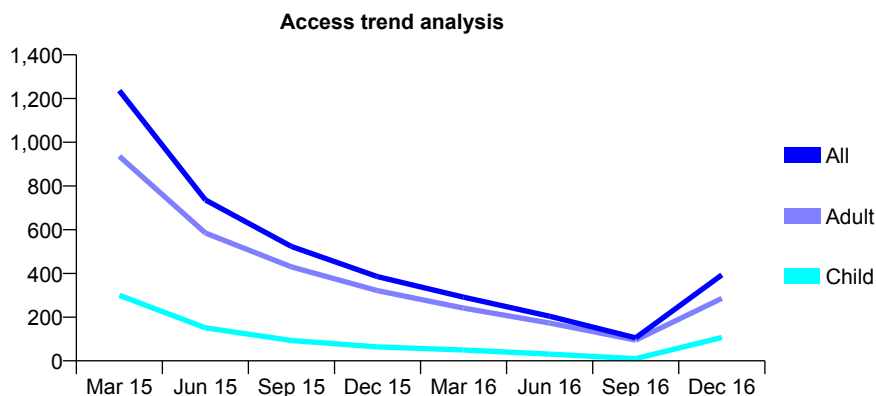
## Q49 - Vital Signs At a Glance Contract Report for 678457/0002 - December 2016

Name or company name	MR LA NIGHTINGALE
Contract type name	GDS Contract
Purpose of contract	General
Contract start date	01/04/2008
Contract end date	

16/17 Contracted general activity (UDA)	6,954
Carry forward general activity (UDA)	0
16/17 Contracted orthodontic activity (UOA)	0
Carry forward orthodontic activity (UOA)	0
Baseline contract value	£149,152.75

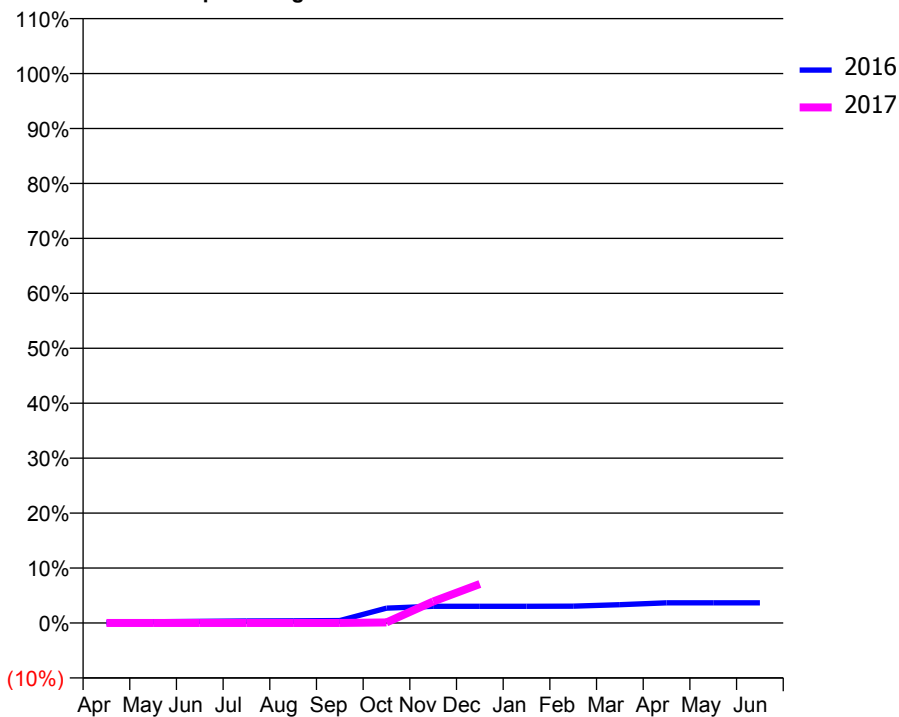
### ACCESS\*

Patients seen in 24 months	Total	Change since previous quarter
Quarter ending December 2015	385	
Quarter ending March 2016	291	↓
Quarter ending June 2016	204	↓
Quarter ending September 2016	105	↓
Quarter ending December 2016	393	↑
<b>Variance since December 2015</b>	2.1%	↑



### ACTIVITY

Cumulative percentage of contracted UDA delivered 2016 & 2017



Month	Adjusted Scheduled Activity (UDA)	
	2016	2017
April	2	0
May	15	0
June	21	0
July	27	0
August	28	0
September	32	0
October	188	7
November	213	273
December	213	493
January	213	
February	214	
March	232	
April	256	
May	256	
June	256	

### QUALITY

	Quantity	Base Number	Contract	AT	Region	England
% of FP17s for the same patient ID Re-attending within 3 months - Children	0	91	0.0%	11.7%	13.4%	12.4%
% of FP17s for the same patient ID Re-attending within 3 months - Adults	1	266	0.4%	15.7%	17.3%	16.6%
% of FP17s for the same patient ID Re-attending between 3 & 9 months - Children	0	91	0.0%	57.3%	58.9%	57.5%
% of FP17s for the same patient ID Re-attending between 3 & 9 months - Adults	0	266	0.0%	52.2%	52.5%	50.4%
% of FP17s for Band 1 Urgent Courses	14	355	3.9%	8.3%	9.3%	9.1%
% of FP17s Relating to Free Repair or Replacements	0	355	0.0%	1.2%	1.0%	0.8%
% of FP17s Relating to Continuations	4	355	1.1%	1.6%	1.5%	1.3%
% of Patients satisfied with the dentistry they have received	0	0	N/A	92.5%	93.1%	92.7%
% of Patients satisfied with the time they had to wait for an appointment	0	0	N/A	90.6%	89.8%	88.8%

\* This is based on patients treated on this contract for their most recent course of treatment. Figures in italics indicate the base number of FP17s or Patient Questionnaire responses are less than 100. N/A is shown where the base number of responses is less than 10 during the period. % is calculated as Quantity/Base number\*100

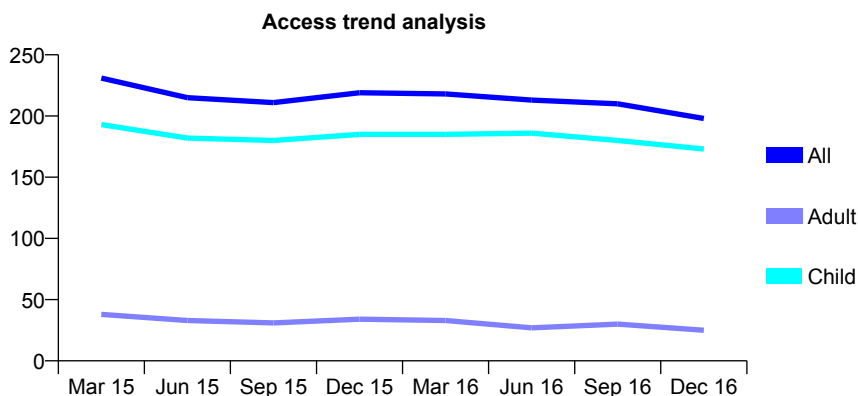
## Q49 - Vital Signs At a Glance Contract Report for 683949/0001 - December 2016

Name or company name	MRS ME FORSMAN
Contract type name	GDS Contract
Purpose of contract	General
Contract start date	01/04/2006
Contract end date	

16/17 Contracted general activity (UDA)	300
Carry forward general activity (UDA)	0
16/17 Contracted orthodontic activity (UOA)	0
Carry forward orthodontic activity (UOA)	0
Baseline contract value	£7,492.08

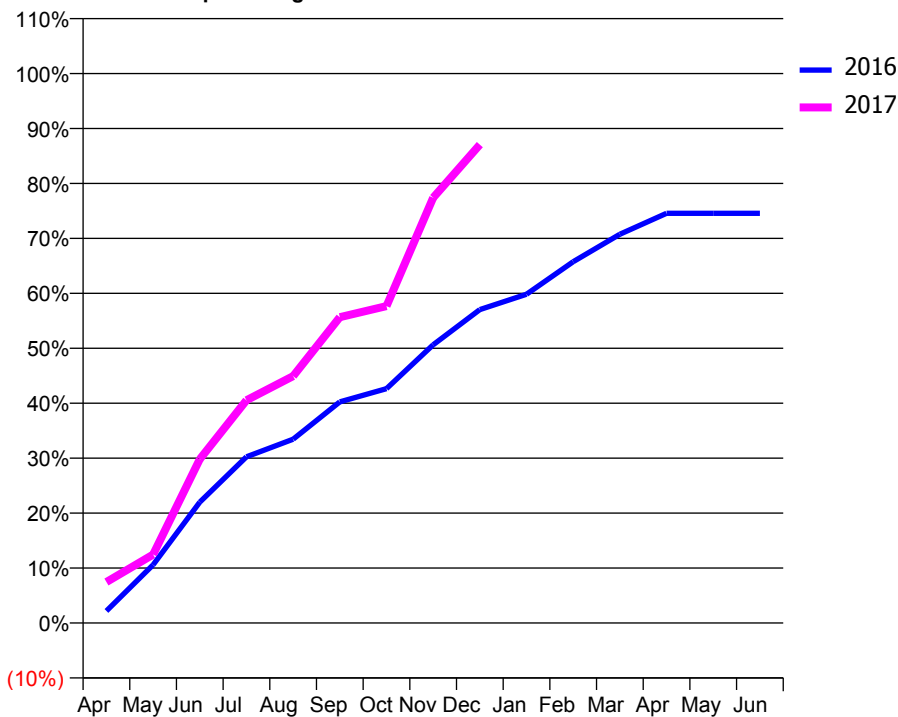
### ACCESS\*

Patients seen in 24 months	Total	Change since previous quarter
Quarter ending December 2015	219	
Quarter ending March 2016	218	→
Quarter ending June 2016	213	↓
Quarter ending September 2016	210	↓
Quarter ending December 2016	198	↓
<b>Variance since December 2015</b>	<b>(9.6%)</b>	<b>↓</b>



### ACTIVITY

Cumulative percentage of contracted UDA delivered 2016 & 2017



Adjusted Scheduled Activity (UDA)

Month	2016	2017
April	11	22
May	53	37
June	110	89
July	151	122
August	167	135
September	201	167
October	213	173
November	253	232
December	285	261
January	299	
February	329	
March	354	
April	373	
May	373	
June	373	

### QUALITY

	Quantity	Base Number	Contract	AT	Region	England
% of FP17s for the same patient ID Re-attending within 3 months - Children	8	172	4.7%	11.7%	13.4%	12.4%
% of FP17s for the same patient ID Re-attending within 3 months - Adults	0	7	0.0%	15.7%	17.3%	16.6%
% of FP17s for the same patient ID Re-attending between 3 & 9 months - Children	90	172	52.3%	57.3%	58.9%	57.5%
% of FP17s for the same patient ID Re-attending between 3 & 9 months - Adults	2	7	28.6%	52.2%	52.5%	50.4%
% of FP17s for Band 1 Urgent Courses	6	166	3.6%	8.3%	9.3%	9.1%
% of FP17s Relating to Free Repair or Replacements	0	166	0.0%	1.2%	1.0%	0.8%
% of FP17s Relating to Continuations	0	166	0.0%	1.6%	1.5%	1.3%
% of Patients satisfied with the dentistry they have received	0	0	N/A	92.5%	93.1%	92.7%
% of Patients satisfied with the time they had to wait for an appointment	0	0	N/A	90.6%	89.8%	88.8%

\* This is based on patients treated on this contract for their most recent course of treatment. Figures in italics indicate the base number of FP17s or Patient Questionnaire responses are less than 100. N/A is shown where the base number of responses is less than 10 during the period. % is calculated as Quantity/Base number\*100

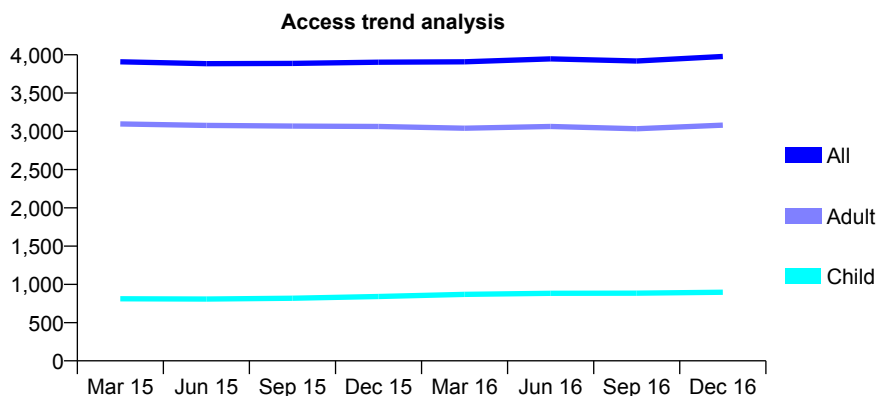
## Q49 - Vital Signs At a Glance Contract Report for 688703/0001 - December 2016

Name or company name	MR KA NIGHTINGALE
Contract type name	GDS Contract
Purpose of contract	General
Contract start date	01/04/2006
Contract end date	

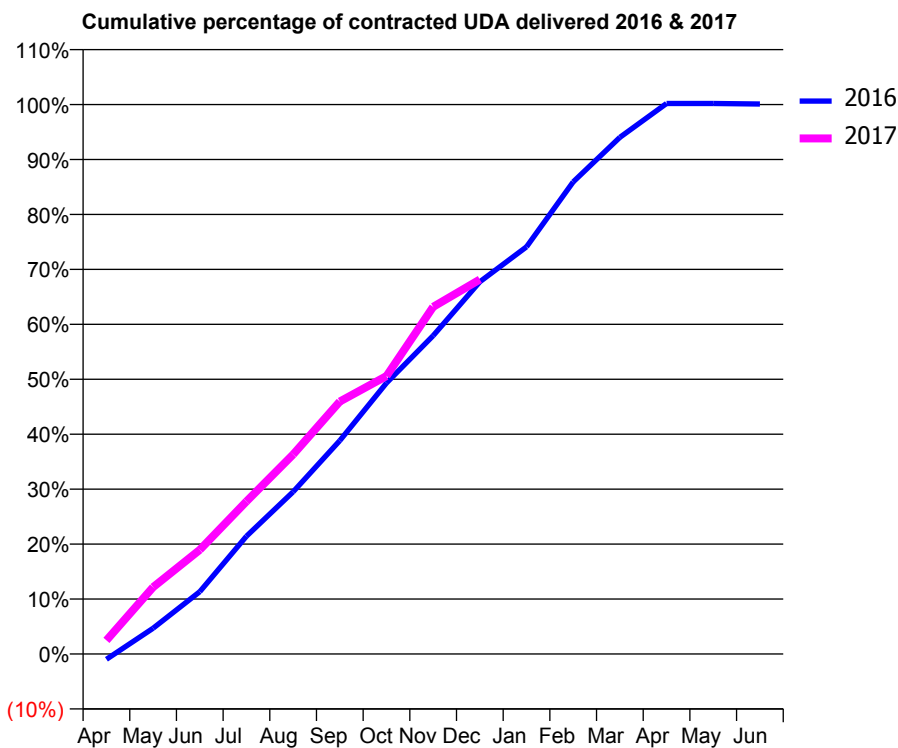
16/17 Contracted general activity (UDA)	13,450
Carry forward general activity (UDA)	-13
16/17 Contracted orthodontic activity (UOA)	0
Carry forward orthodontic activity (UOA)	0
Baseline contract value	£311,255.33

### ACCESS\*

Patients seen in 24 months	Total	Change since previous quarter
Quarter ending December 2015	3,904	
Quarter ending March 2016	3,909	→
Quarter ending June 2016	3,947	→
Quarter ending September 2016	3,919	→
Quarter ending December 2016	3,978	→
<b>Variance since December 2015</b>	<b>1.9%</b>	<b>→</b>



### ACTIVITY



Month	Adjusted Scheduled Activity (UDA)	
	2016	2017
April	-134	334
May	631	1,636
June	1,527	2,549
July	2,884	3,736
August	3,972	4,885
September	5,225	6,179
October	6,632	6,804
November	7,793	8,497
December	9,112	9,165
January	9,966	
February	11,556	
March	12,645	
April	13,475	
May	13,475	
June	13,463	

### QUALITY

	Quantity	Base Number	Contract	AT	Region	England
% of FP17s for the same patient ID Re-attending within 3 months - Children	27	734	3.7%	11.7%	13.4%	12.4%
% of FP17s for the same patient ID Re-attending within 3 months - Adults	226	2,531	8.9%	15.7%	17.3%	16.6%
% of FP17s for the same patient ID Re-attending between 3 & 9 months - Children	324	734	44.1%	57.3%	58.9%	57.5%
% of FP17s for the same patient ID Re-attending between 3 & 9 months - Adults	1,116	2,531	44.1%	52.2%	52.5%	50.4%
% of FP17s for Band 1 Urgent Courses	172	3,007	5.7%	8.3%	9.3%	9.1%
% of FP17s Relating to Free Repair or Replacements	17	3,007	0.6%	1.2%	1.0%	0.8%
% of FP17s Relating to Continuations	36	3,007	1.2%	1.6%	1.5%	1.3%
% of Patients satisfied with the dentistry they have received	28	29	96.6%	92.5%	93.1%	92.7%
% of Patients satisfied with the time they had to wait for an appointment	27	29	93.1%	90.6%	89.8%	88.8%

\* This is based on patients treated on this contract for their most recent course of treatment. Figures in italics indicate the base number of FP17s or Patient Questionnaire responses are less than 100. N/A is shown where the base number of responses is less than 10 during the period. % is calculated as Quantity/Base number\*100

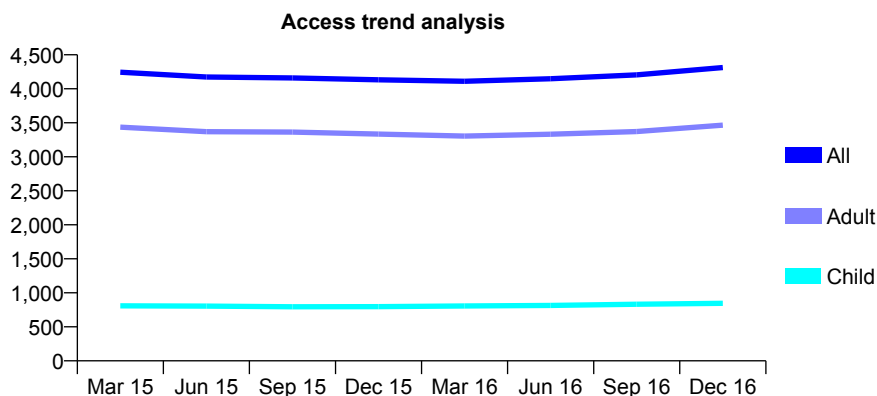
## Q49 - Vital Signs At a Glance Contract Report for 688703/0005 - December 2016

Name or company name	MR KA NIGHTINGALE
Contract type name	GDS Contract
Purpose of contract	General
Contract start date	29/11/2010
Contract end date	

16/17 Contracted general activity (UDA)	15,000
Carry forward general activity (UDA)	-48
16/17 Contracted orthodontic activity (UOA)	0
Carry forward orthodontic activity (UOA)	0
Baseline contract value	£378,466.77

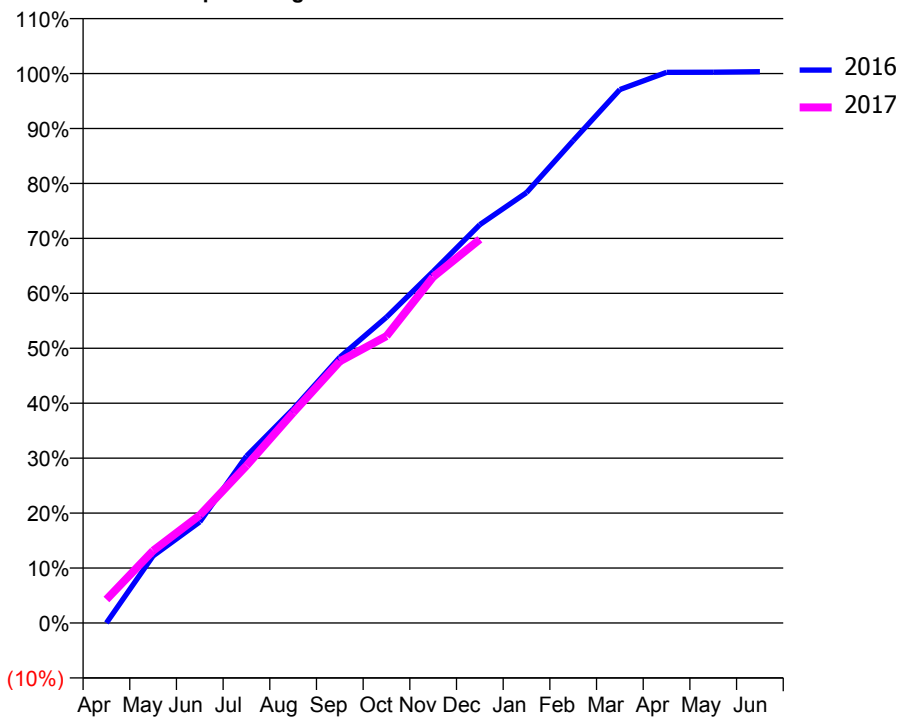
### ACCESS\*

Patients seen in 24 months	Total	Change since previous quarter
Quarter ending December 2015	4,132	
Quarter ending March 2016	4,110	→
Quarter ending June 2016	4,148	→
Quarter ending September 2016	4,204	→
Quarter ending December 2016	4,312	↑
<b>Variance since December 2015</b>	<b>4.4%</b>	<b>↑</b>



### ACTIVITY

Cumulative percentage of contracted UDA delivered 2016 & 2017



Month	Adjusted Scheduled Activity (UDA)	
	2016	2017
April	0	642
May	1,834	1,973
June	2,762	2,943
July	4,554	4,295
August	5,840	5,741
September	7,258	7,142
October	8,349	7,831
November	9,596	9,448
December	10,875	10,473
January	11,749	
February	13,169	
March	14,561	
April	15,032	
May	15,035	
June	15,048	

### QUALITY

	Quantity	Base Number	Contract	AT	Region	England
% of FP17s for the same patient ID Re-attending within 3 months - Children	38	773	4.9%	11.7%	13.4%	12.4%
% of FP17s for the same patient ID Re-attending within 3 months - Adults	313	3,122	10.0%	15.7%	17.3%	16.6%
% of FP17s for the same patient ID Re-attending between 3 & 9 months - Children	331	773	42.8%	57.3%	58.9%	57.5%
% of FP17s for the same patient ID Re-attending between 3 & 9 months - Adults	1,470	3,122	47.1%	52.2%	52.5%	50.4%
% of FP17s for Band 1 Urgent Courses	278	3,720	7.5%	8.3%	9.3%	9.1%
% of FP17s Relating to Free Repair or Replacements	27	3,720	0.7%	1.2%	1.0%	0.8%
% of FP17s Relating to Continuations	53	3,720	1.4%	1.6%	1.5%	1.3%
% of Patients satisfied with the dentistry they have received	6	7	N/A	92.5%	93.1%	92.7%
% of Patients satisfied with the time they had to wait for an appointment	7	7	N/A	90.6%	89.8%	88.8%

\* This is based on patients treated on this contract for their most recent course of treatment. Figures in italics indicate the base number of FP17s or Patient Questionnaire responses are less than 100. N/A is shown where the base number of responses is less than 10 during the period. % is calculated as Quantity/Base number\*100

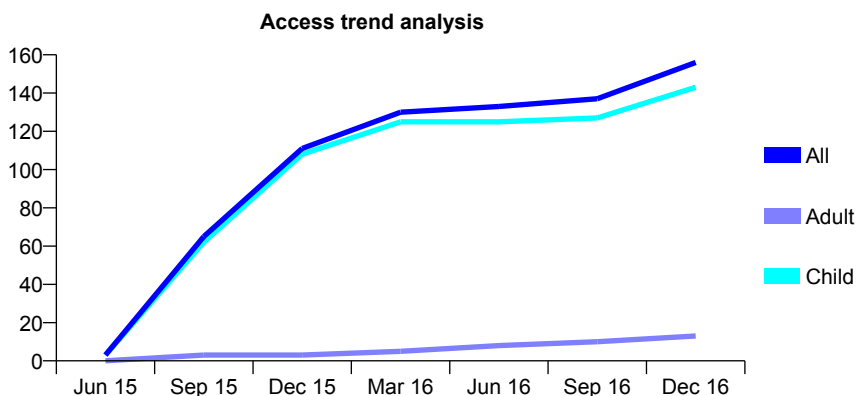
## Q49 - Vital Signs At a Glance Contract Report for 701181/0001 - December 2016

Name or company name	MR KN MIRZA
Contract type name	GDS Contract
Purpose of contract	General
Contract start date	01/06/2015
Contract end date	

16/17 Contracted general activity (UDA)	400
Carry forward general activity (UDA)	0
16/17 Contracted orthodontic activity (UOA)	0
Carry forward orthodontic activity (UOA)	0
Baseline contract value	£9,455.81

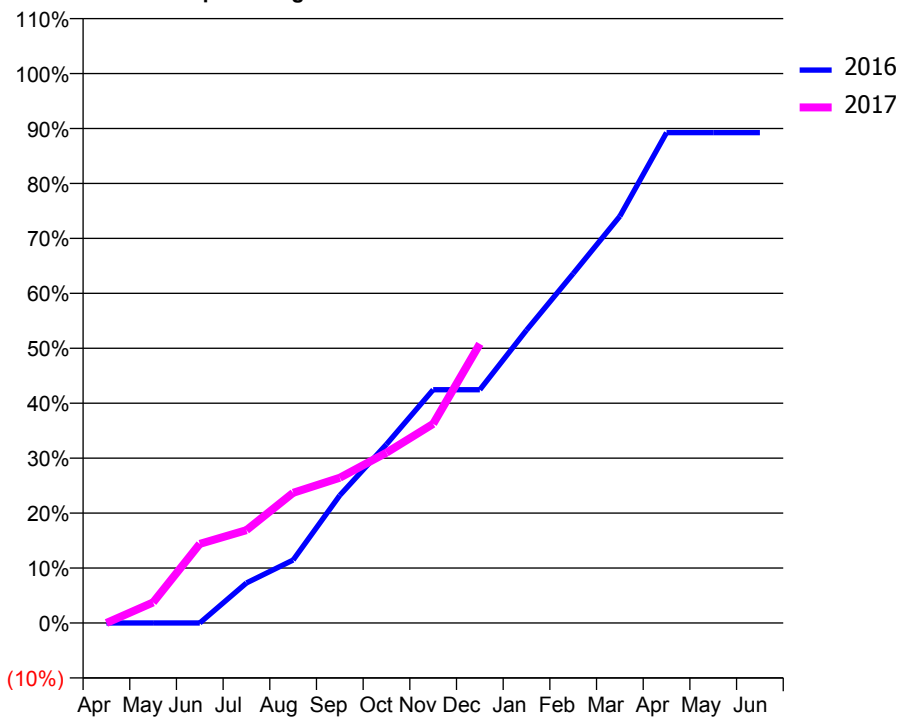
### ACCESS\*

Patients seen in 24 months	Total	Change since previous quarter
Quarter ending December 2015	111	
Quarter ending March 2016	130	↑
Quarter ending June 2016	133	↑
Quarter ending September 2016	137	↑
Quarter ending December 2016	156	↑
<b>Variance since December 2015</b>	<b>40.5%</b>	<b>↑</b>



### ACTIVITY

Cumulative percentage of contracted UDA delivered 2016 & 2017



Month	Adjusted Scheduled Activity (UDA)	
	2016	2017
April	0	0
May	0	15
June	0	58
July	24	68
August	38	95
September	78	106
October	109	124
November	142	145
December	142	203
January	179	
February	213	
March	248	
April	299	
May	299	
June	299	

### QUALITY

	Quantity	Base Number	Contract	AT	Region	England
% of FP17s for the same patient ID Re-attending within 3 months - Children	10	156	6.4%	11.7%	13.4%	12.4%
% of FP17s for the same patient ID Re-attending within 3 months - Adults	0	0	N/A	15.7%	17.3%	16.6%
% of FP17s for the same patient ID Re-attending between 3 & 9 months - Children	80	156	51.3%	57.3%	58.9%	57.5%
% of FP17s for the same patient ID Re-attending between 3 & 9 months - Adults	0	0	N/A	52.2%	52.5%	50.4%
% of FP17s for Band 1 Urgent Courses	6	137	4.4%	8.3%	9.3%	9.1%
% of FP17s Relating to Free Repair or Replacements	0	137	0.0%	1.2%	1.0%	0.8%
% of FP17s Relating to Continuations	0	137	0.0%	1.6%	1.5%	1.3%
% of Patients satisfied with the dentistry they have received	0	0	N/A	92.5%	93.1%	92.7%
% of Patients satisfied with the time they had to wait for an appointment	0	0	N/A	90.6%	89.8%	88.8%

\* This is based on patients treated on this contract for their most recent course of treatment. Figures in italics indicate the base number of FP17s or Patient Questionnaire responses are less than 100. N/A is shown where the base number of responses is less than 10 during the period. % is calculated as Quantity/Base number\*100

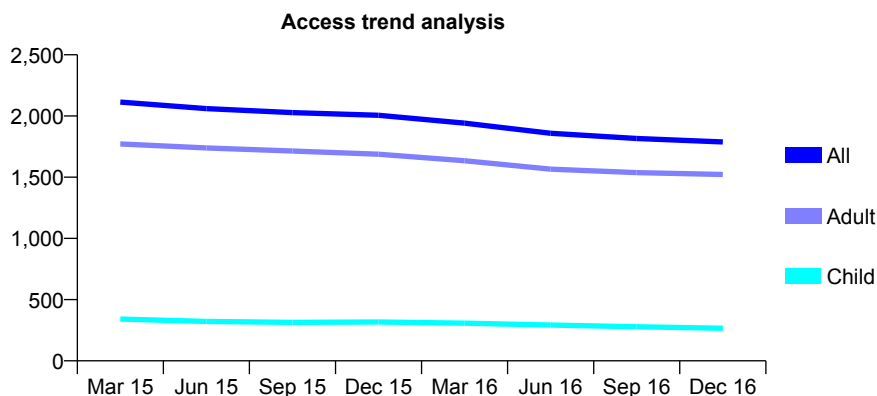
## Q49 - Vital Signs At a Glance Contract Report for 716367/0001 - December 2016

Name or company name	MR FM CONCEICA SEQUEIRA
Contract type name	GDS Contract
Purpose of contract	General
Contract start date	01/04/2012
Contract end date	

16/17 Contracted general activity (UDA)	8,000
Carry forward general activity (UDA)	0
16/17 Contracted orthodontic activity (UOA)	0
Carry forward orthodontic activity (UOA)	0
Baseline contract value	£173,205.25

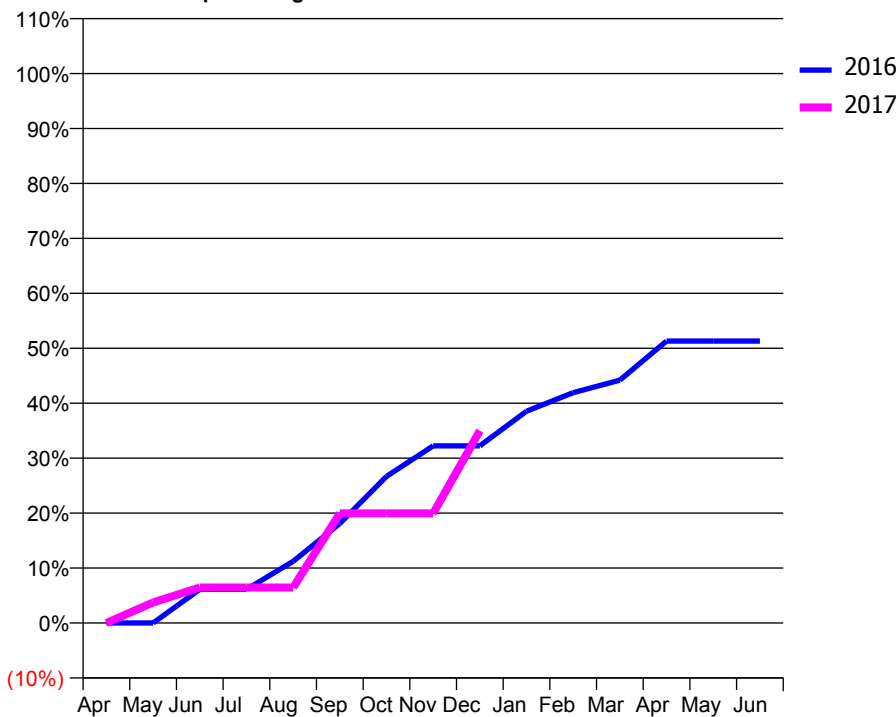
### ACCESS\*

Patients seen in 24 months	Total	Change since previous quarter
Quarter ending December 2015	2,006	
Quarter ending March 2016	1,942	↓
Quarter ending June 2016	1,859	↓
Quarter ending September 2016	1,816	↓
Quarter ending December 2016	1,788	↓
<b>Variance since December 2015</b>	<b>(10.9%)</b>	<b>↓</b>



### ACTIVITY

Cumulative percentage of contracted UDA delivered 2016 & 2017



Month	Adjusted Scheduled Activity (UDA)	
	2016	2017
April	0	0
May	0	300
June	490	517
July	490	517
August	898	517
September	1,448	1,597
October	2,134	1,597
November	2,579	1,597
December	2,579	2,800
January	3,084	
February	3,353	
March	3,537	
April	4,106	
May	4,106	
June	4,106	

### QUALITY

	Quantity	Base Number	Contract	AT	Region	England
% of FP17s for the same patient ID Re-attending within 3 months - Children	14	271	5.2%	11.7%	13.4%	12.4%
% of FP17s for the same patient ID Re-attending within 3 months - Adults	157	1,544	10.2%	15.7%	17.3%	16.6%
% of FP17s for the same patient ID Re-attending between 3 & 9 months - Children	124	271	45.8%	57.3%	58.9%	57.5%
% of FP17s for the same patient ID Re-attending between 3 & 9 months - Adults	616	1,544	39.9%	52.2%	52.5%	50.4%
% of FP17s for Band 1 Urgent Courses	135	1,469	9.2%	8.3%	9.3%	9.1%
% of FP17s Relating to Free Repair or Replacements	8	1,469	0.5%	1.2%	1.0%	0.8%
% of FP17s Relating to Continuations	19	1,469	1.3%	1.6%	1.5%	1.3%
% of Patients satisfied with the dentistry they have received	0	0	N/A	92.5%	93.1%	92.7%
% of Patients satisfied with the time they had to wait for an appointment	0	0	N/A	90.6%	89.8%	88.8%

\* This is based on patients treated on this contract for their most recent course of treatment. Figures in italics indicate the base number of FP17s or Patient Questionnaire responses are less than 100. N/A is shown where the base number of responses is less than 10 during the period. % is calculated as Quantity/Base number\*100

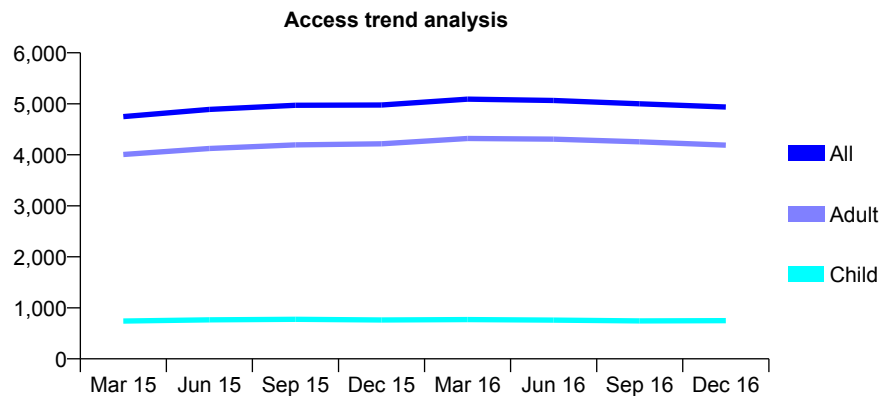
## Q49 - Vital Signs At a Glance Contract Report for 724491/0002 - December 2016

Name or company name	MR NP COWELL
Contract type name	GDS Contract
Purpose of contract	General
Contract start date	01/04/2006
Contract end date	

16/17 Contracted general activity (UDA)	15,203
Carry forward general activity (UDA)	0
16/17 Contracted orthodontic activity (UOA)	0
Carry forward orthodontic activity (UOA)	0
Baseline contract value	£359,390.27

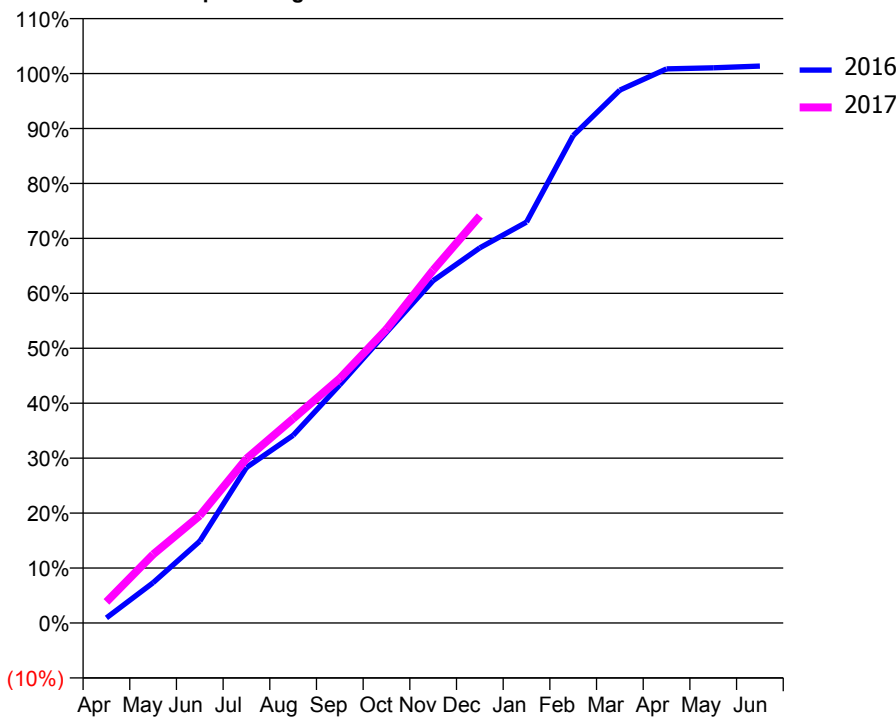
### ACCESS\*

Patients seen in 24 months	Total	Change since previous quarter
Quarter ending December 2015	4,976	
Quarter ending March 2016	5,091	↑
Quarter ending June 2016	5,065	→
Quarter ending September 2016	5,001	↓
Quarter ending December 2016	4,938	↓
<b>Variance since December 2015</b>	<b>(0.8%)</b>	→



### ACTIVITY

Cumulative percentage of contracted UDA delivered 2016 & 2017



Month	Adjusted Scheduled Activity (UDA)	
	2016	2017
April	141	585
May	1,115	1,897
June	2,263	2,972
July	4,304	4,546
August	5,194	5,652
September	6,591	6,767
October	8,040	8,130
November	9,473	9,764
December	10,379	11,261
January	11,092	
February	13,485	
March	14,743	
April	15,332	
May	15,362	
June	15,410	

### QUALITY

	Quantity	Base Number	Contract	AT	Region	England
% of FP17s for the same patient ID Re-attending within 3 months - Children	59	648	9.1%	11.7%	13.4%	12.4%
% of FP17s for the same patient ID Re-attending within 3 months - Adults	1,186	4,416	26.9%	15.7%	17.3%	16.6%
% of FP17s for the same patient ID Re-attending between 3 & 9 months - Children	210	648	32.4%	57.3%	58.9%	57.5%
% of FP17s for the same patient ID Re-attending between 3 & 9 months - Adults	1,480	4,416	33.5%	52.2%	52.5%	50.4%
% of FP17s for Band 1 Urgent Courses	801	4,783	16.7%	8.3%	9.3%	9.1%
% of FP17s Relating to Free Repair or Replacements	207	4,783	4.3%	1.2%	1.0%	0.8%
% of FP17s Relating to Continuations	235	4,783	4.9%	1.6%	1.5%	1.3%
% of Patients satisfied with the dentistry they have received	9	10	90.0%	92.5%	93.1%	92.7%
% of Patients satisfied with the time they had to wait for an appointment	8	10	80.0%	90.6%	89.8%	88.8%

\* This is based on patients treated on this contract for their most recent course of treatment. Figures in italics indicate the base number of FP17s or Patient Questionnaire responses are less than 100. N/A is shown where the base number of responses is less than 10 during the period. % is calculated as Quantity/Base number\*100



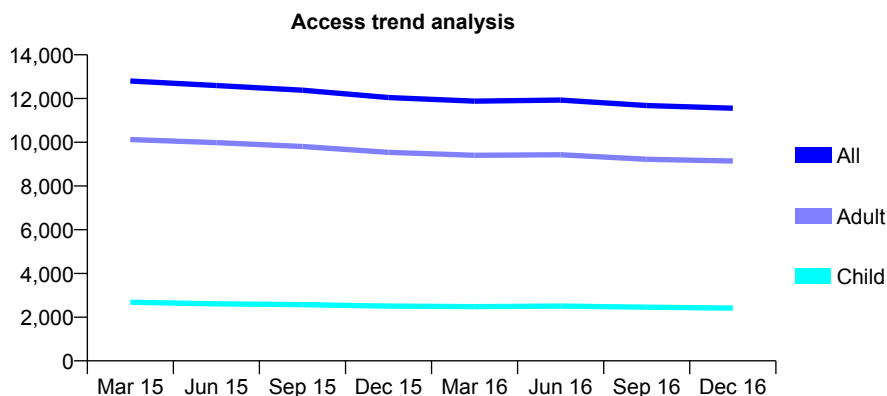
## Q49 - Vital Signs At a Glance Contract Report for 724491/0003 - December 2016

Name or company name	Cavendish Dental Practice
Contract type name	GDS Contract
Purpose of contract	General
Contract start date	01/04/2006
Contract end date	

16/17 Contracted general activity (UDA)	33,996
Carry forward general activity (UDA)	-205
16/17 Contracted orthodontic activity (UOA)	0
Carry forward orthodontic activity (UOA)	0
Baseline contract value	£815,934.12

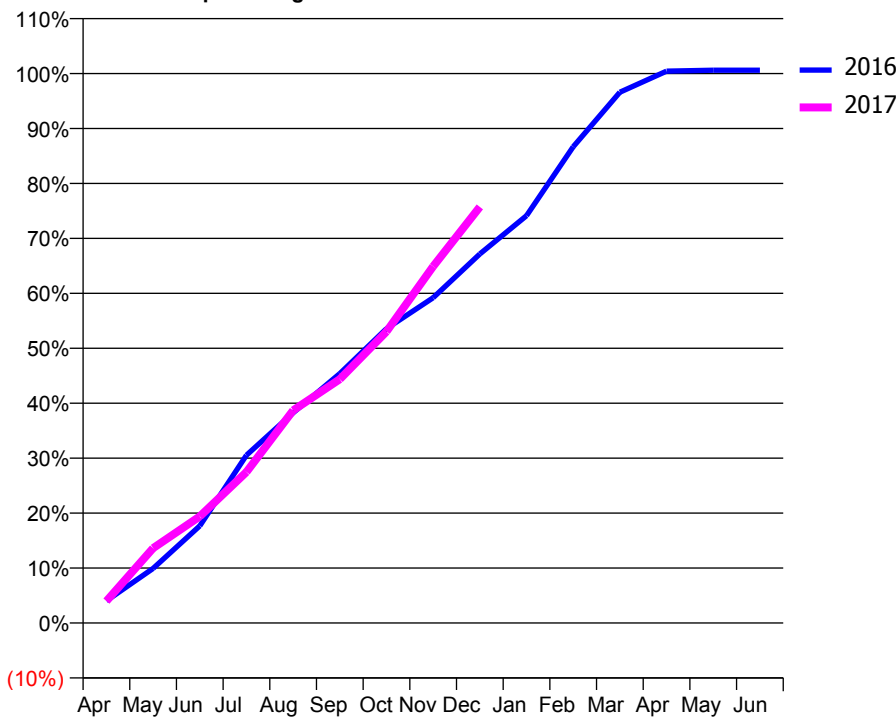
### ACCESS\*

Patients seen in 24 months	Total	Change since previous quarter
Quarter ending December 2015	12,043	
Quarter ending March 2016	11,878	↓
Quarter ending June 2016	11,930	→
Quarter ending September 2016	11,676	↓
Quarter ending December 2016	11,557	↓
<b>Variance since December 2015</b>	<b>(4.0%)</b>	<b>↓</b>



### ACTIVITY

Cumulative percentage of contracted UDA delivered 2016 & 2017



Month	Adjusted Scheduled Activity (UDA)	
	2016	2017
April	1,375	1,360
May	3,380	4,631
June	6,011	6,598
July	10,379	9,345
August	13,009	13,153
September	15,428	15,081
October	18,208	18,027
November	20,122	22,065
December	22,834	25,741
January	25,202	
February	29,461	
March	32,835	
April	34,145	
May	34,201	
June	34,201	

### QUALITY

	Quantity	Base Number	Contract	AT	Region	England
% of FP17s for the same patient ID Re-attending within 3 months - Children	329	2,347	14.0%	11.7%	13.4%	12.4%
% of FP17s for the same patient ID Re-attending within 3 months - Adults	2,301	9,234	24.9%	15.7%	17.3%	16.6%
% of FP17s for the same patient ID Re-attending between 3 & 9 months - Children	813	2,347	34.6%	57.3%	58.9%	57.5%
% of FP17s for the same patient ID Re-attending between 3 & 9 months - Adults	3,229	9,234	35.0%	52.2%	52.5%	50.4%
% of FP17s for Band 1 Urgent Courses	1,910	11,004	17.4%	8.3%	9.3%	9.1%
% of FP17s Relating to Free Repair or Replacements	253	11,004	2.3%	1.2%	1.0%	0.8%
% of FP17s Relating to Continuations	284	11,004	2.6%	1.6%	1.5%	1.3%
% of Patients satisfied with the dentistry they have received	6	6	N/A	92.5%	93.1%	92.7%
% of Patients satisfied with the time they had to wait for an appointment	6	6	N/A	90.6%	89.8%	88.8%

\* This is based on patients treated on this contract for their most recent course of treatment. Figures in italics indicate the base number of FP17s or Patient Questionnaire responses are less than 100. N/A is shown where the base number of responses is less than 10 during the period. % is calculated as Quantity/Base number\*100

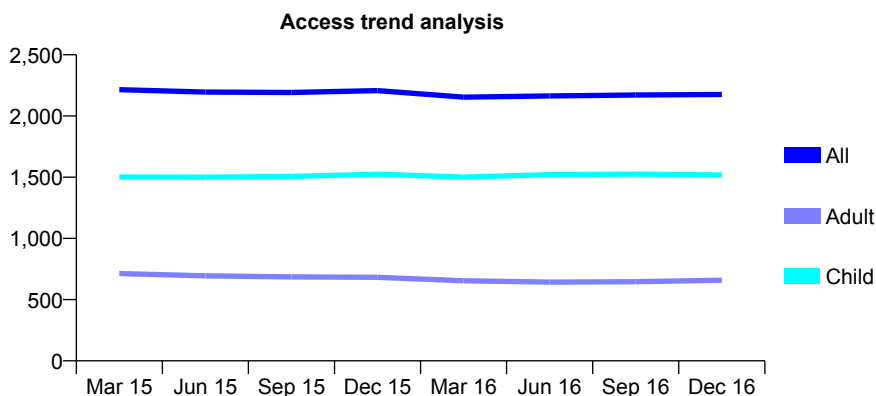
## Q49 - Vital Signs At a Glance Contract Report for 729086/0001 - December 2016

Name or company name	MR JA BRAIDWOOD
Contract type name	GDS Contract
Purpose of contract	General
Contract start date	01/04/2006
Contract end date	

16/17 Contracted general activity (UDA)	6,118
Carry forward general activity (UDA)	0
16/17 Contracted orthodontic activity (UOA)	0
Carry forward orthodontic activity (UOA)	0
Baseline contract value	£146,360.37

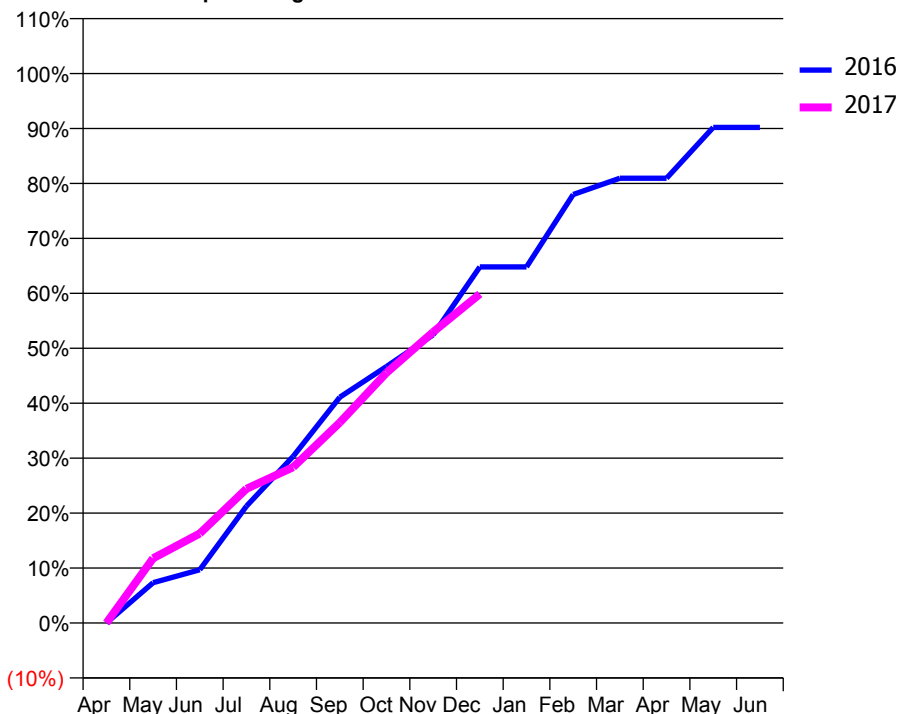
### ACCESS\*

Patients seen in 24 months	Total	Change since previous quarter
Quarter ending December 2015	2,207	
Quarter ending March 2016	2,154	↓
Quarter ending June 2016	2,164	→
Quarter ending September 2016	2,172	→
Quarter ending December 2016	2,176	→
<b>Variance since December 2015</b>	<b>(1.4%)</b>	<b>↓</b>



### ACTIVITY

Cumulative percentage of contracted UDA delivered 2016 & 2017



Month	Adjusted Scheduled Activity (UDA)	
	2016	2017
April	0	0
May	450	721
June	594	996
July	1,301	1,494
August	1,855	1,735
September	2,514	2,233
October	2,855	2,785
November	3,210	3,241
December	3,965	3,663
January	3,965	
February	4,771	
March	4,953	
April	4,953	
May	5,517	
June	5,518	

### QUALITY

	Quantity	Base Number	Contract	AT	Region	England
% of FP17s for the same patient ID Re-attending within 3 months - Children	248	2,197	11.3%	11.7%	13.4%	12.4%
% of FP17s for the same patient ID Re-attending within 3 months - Adults	110	620	17.7%	15.7%	17.3%	16.6%
% of FP17s for the same patient ID Re-attending between 3 & 9 months - Children	1,533	2,197	69.8%	57.3%	58.9%	57.5%
% of FP17s for the same patient ID Re-attending between 3 & 9 months - Adults	340	620	54.8%	52.2%	52.5%	50.4%
% of FP17s for Band 1 Urgent Courses	159	2,424	6.6%	8.3%	9.3%	9.1%
% of FP17s Relating to Free Repair or Replacements	0	2,424	0.0%	1.2%	1.0%	0.8%
% of FP17s Relating to Continuations	4	2,424	0.2%	1.6%	1.5%	1.3%
% of Patients satisfied with the dentistry they have received	1	1	N/A	92.5%	93.1%	92.7%
% of Patients satisfied with the time they had to wait for an appointment	1	1	N/A	90.6%	89.8%	88.8%

\* This is based on patients treated on this contract for their most recent course of treatment. Figures in italics indicate the base number of FP17s or Patient Questionnaire responses are less than 100. N/A is shown where the base number of responses is less than 10 during the period. % is calculated as Quantity/Base number\*100

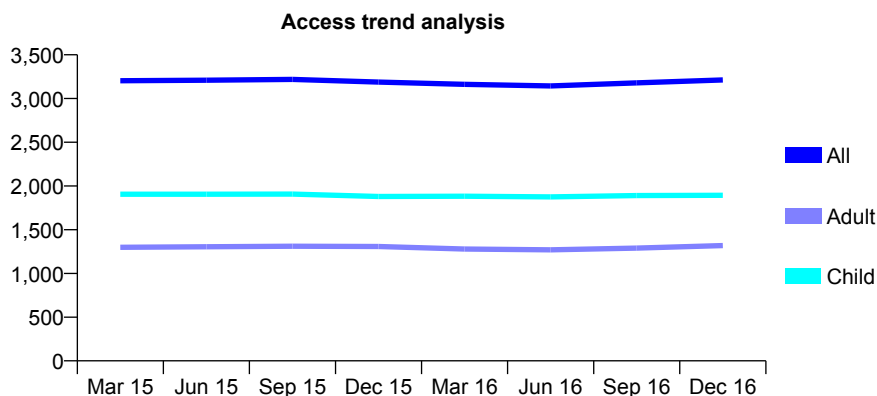
## Q49 - Vital Signs At a Glance Contract Report for 729566/0001 - December 2016

Name or company name	MR IF DAVIDSON
Contract type name	GDS Contract
Purpose of contract	General and Orthodontic
Contract start date	01/04/2006
Contract end date	

16/17 Contracted general activity (UDA)	8,708
Carry forward general activity (UDA)	0
16/17 Contracted orthodontic activity (UOA)	231
Carry forward orthodontic activity (UOA)	0
Baseline contract value	£227,455.66

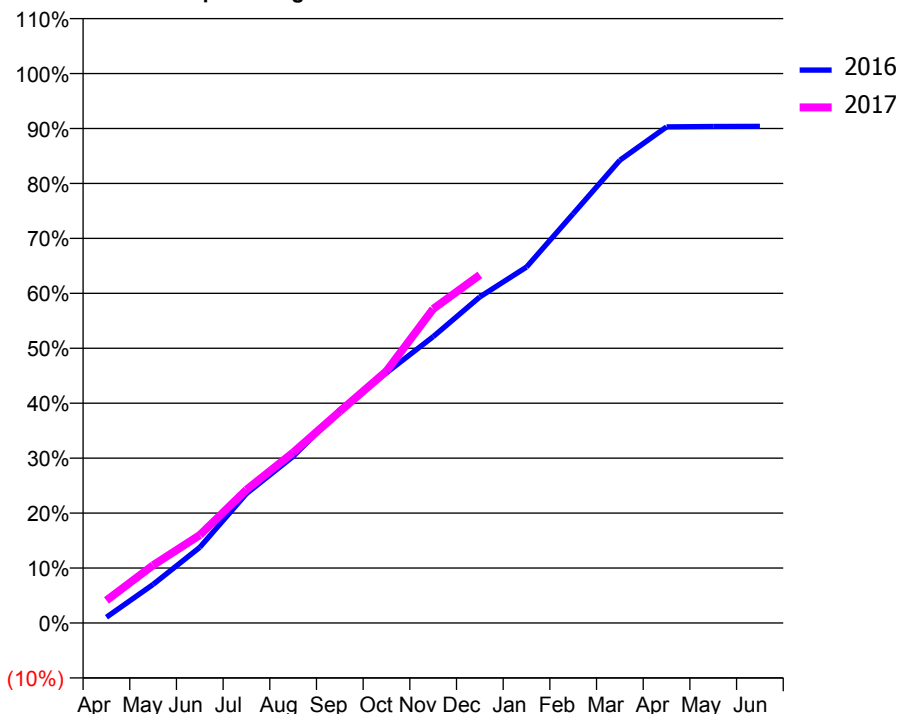
### ACCESS\*

Patients seen in 24 months	Total	Change since previous quarter
Quarter ending December 2015	3,188	
Quarter ending March 2016	3,162	→
Quarter ending June 2016	3,144	→
Quarter ending September 2016	3,179	→
Quarter ending December 2016	3,213	→
<b>Variance since December 2015</b>	<b>0.8%</b>	<b>→</b>



### ACTIVITY

Cumulative percentage of contracted UDA delivered 2016 & 2017



Month	Adjusted Scheduled Activity (UDA)	
	2016	2017
April	91	358
May	613	916
June	1,199	1,395
July	2,051	2,112
August	2,640	2,703
September	3,378	3,352
October	3,966	3,993
November	4,539	4,978
December	5,168	5,517
January	5,641	
February	6,486	
March	7,333	
April	7,862	
May	7,869	
June	7,871	

### QUALITY

	Quantity	Base Number	Contract	AT	Region	England
% of FP17s for the same patient ID Re-attending within 3 months - Children	217	2,295	9.5%	11.7%	13.4%	12.4%
% of FP17s for the same patient ID Re-attending within 3 months - Adults	145	1,166	12.4%	15.7%	17.3%	16.6%
% of FP17s for the same patient ID Re-attending between 3 & 9 months - Children	1,481	2,295	64.5%	57.3%	58.9%	57.5%
% of FP17s for the same patient ID Re-attending between 3 & 9 months - Adults	705	1,166	60.5%	52.2%	52.5%	50.4%
% of FP17s for Band 1 Urgent Courses	107	3,139	3.4%	8.3%	9.3%	9.1%
% of FP17s Relating to Free Repair or Replacements	0	3,139	0.0%	1.2%	1.0%	0.8%
% of FP17s Relating to Continuations	5	3,139	0.2%	1.6%	1.5%	1.3%
% of Patients satisfied with the dentistry they have received	3	4	N/A	92.5%	93.1%	92.7%
% of Patients satisfied with the time they had to wait for an appointment	3	4	N/A	90.6%	89.8%	88.8%

\* This is based on patients treated on this contract for their most recent course of treatment. Figures in italics indicate the base number of FP17s or Patient Questionnaire responses are less than 100. N/A is shown where the base number of responses is less than 10 during the period. % is calculated as Quantity/Base number\*100

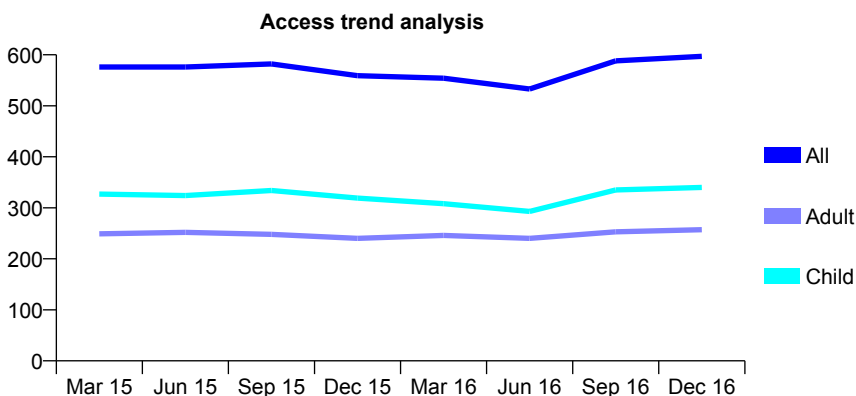
## Q49 - Vital Signs At a Glance Contract Report for 730661/0001 - December 2016

Name or company name	MR PH COULTHARD
Contract type name	GDS Contract
Purpose of contract	General
Contract start date	01/04/2006
Contract end date	

16/17 Contracted general activity (UDA)	1,280
Carry forward general activity (UDA)	0
16/17 Contracted orthodontic activity (UOA)	0
Carry forward orthodontic activity (UOA)	0
Baseline contract value	£30,383.94

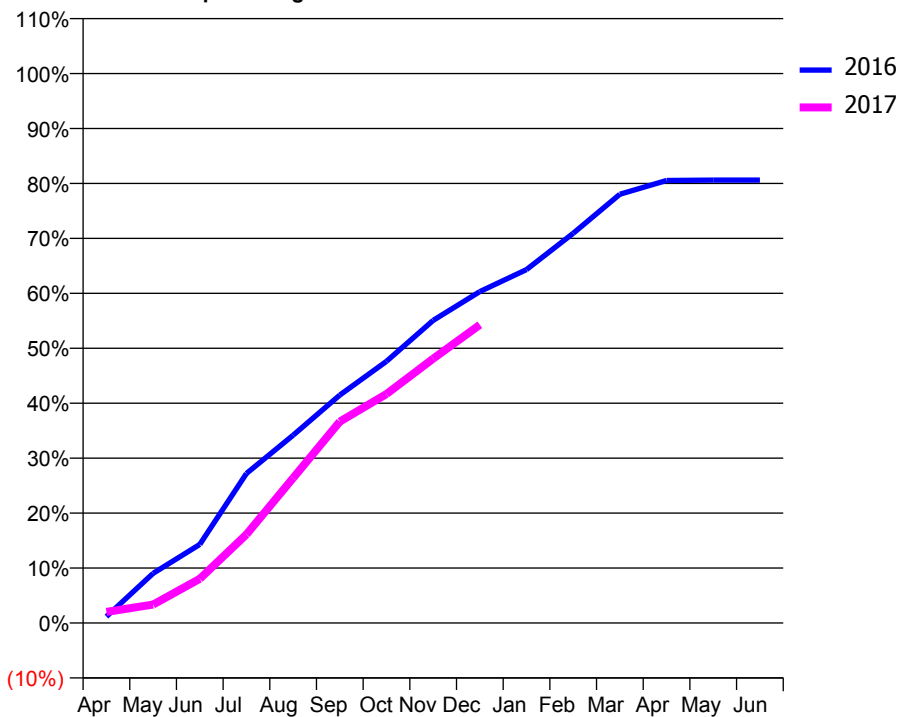
### ACCESS\*

Patients seen in 24 months	Total	Change since previous quarter
Quarter ending December 2015	559	
Quarter ending March 2016	554	→
Quarter ending June 2016	533	↓
Quarter ending September 2016	588	↑
Quarter ending December 2016	597	→
<b>Variance since December 2015</b>	<b>6.8%</b>	<b>↑</b>



### ACTIVITY

Cumulative percentage of contracted UDA delivered 2016 & 2017



Month	Adjusted Scheduled Activity (UDA)	
	2016	2017
April	15	26
May	116	43
June	183	103
July	348	206
August	438	338
September	531	469
October	610	534
November	705	616
December	772	695
January	823	
February	908	
March	999	
April	1,031	
May	1,032	
June	1,032	

### QUALITY

	Quantity	Base Number	Contract	AT	Region	England
% of FP17s for the same patient ID Re-attending within 3 months - Children	32	385	8.3%	11.7%	13.4%	12.4%
% of FP17s for the same patient ID Re-attending within 3 months - Adults	12	184	6.5%	15.7%	17.3%	16.6%
% of FP17s for the same patient ID Re-attending between 3 & 9 months - Children	184	385	47.8%	57.3%	58.9%	57.5%
% of FP17s for the same patient ID Re-attending between 3 & 9 months - Adults	87	184	47.3%	52.2%	52.5%	50.4%
% of FP17s for Band 1 Urgent Courses	14	541	2.6%	8.3%	9.3%	9.1%
% of FP17s Relating to Free Repair or Replacements	1	541	0.2%	1.2%	1.0%	0.8%
% of FP17s Relating to Continuations	1	541	0.2%	1.6%	1.5%	1.3%
% of Patients satisfied with the dentistry they have received	0	1	N/A	92.5%	93.1%	92.7%
% of Patients satisfied with the time they had to wait for an appointment	1	1	N/A	90.6%	89.8%	88.8%

\* This is based on patients treated on this contract for their most recent course of treatment. Figures in italics indicate the base number of FP17s or Patient Questionnaire responses are less than 100. N/A is shown where the base number of responses is less than 10 during the period. % is calculated as Quantity/Base number\*100

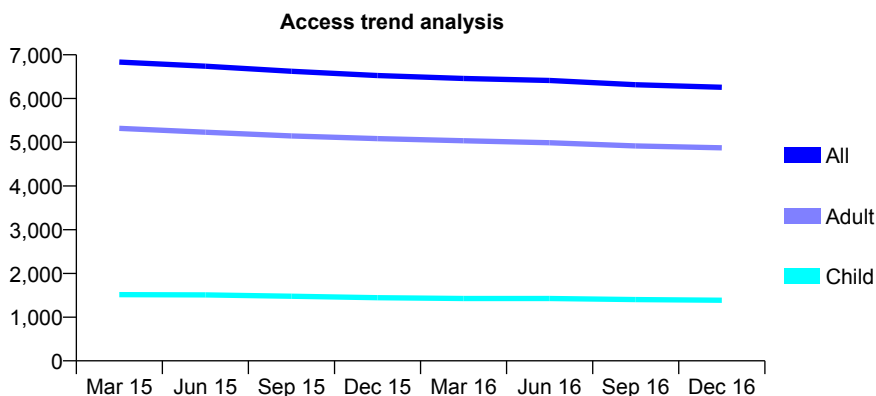
## Q49 - Vital Signs At a Glance Contract Report for 730696/0001 - December 2016

Name or company name	MR PJ PEARSON
Contract type name	GDS Contract
Purpose of contract	General and Orthodontic
Contract start date	01/04/2006
Contract end date	

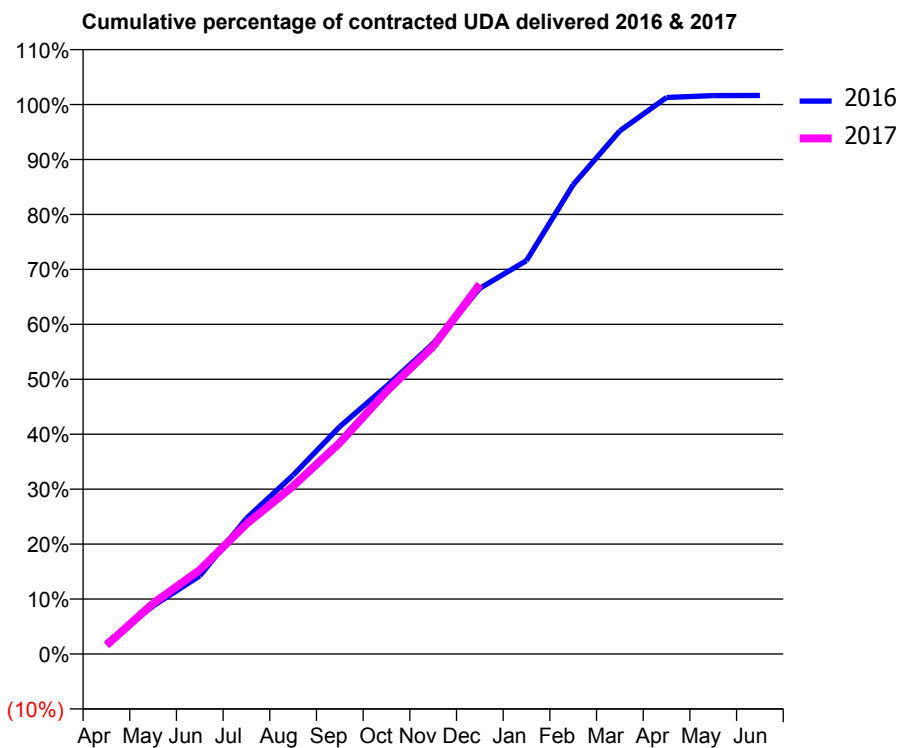
16/17 Contracted general activity (UDA)	18,500
Carry forward general activity (UDA)	0
16/17 Contracted orthodontic activity (UOA)	223
Carry forward orthodontic activity (UOA)	-3
Baseline contract value	£467,442.35

### ACCESS\*

Patients seen in 24 months	Total	Change since previous quarter
Quarter ending December 2015	6,527	
Quarter ending March 2016	6,460	↓
Quarter ending June 2016	6,413	→
Quarter ending September 2016	6,315	↓
Quarter ending December 2016	6,257	→
<b>Variance since December 2015</b>	<b>(4.1%)</b>	<b>↓</b>



### ACTIVITY



Month	Adjusted Scheduled Activity (UDA)	
	2016	2017
April	370	298
May	1,617	1,703
June	2,634	2,832
July	4,567	4,381
August	6,022	5,654
September	7,657	7,113
October	9,018	8,840
November	10,454	10,355
December	12,311	12,446
January	13,247	
February	15,799	
March	17,614	
April	18,735	
May	18,800	
June	18,806	

### QUALITY

	Quantity	Base Number	Contract	AT	Region	England
% of FP17s for the same patient ID Re-attending within 3 months - Children	87	1,554	5.6%	11.7%	13.4%	12.4%
% of FP17s for the same patient ID Re-attending within 3 months - Adults	928	6,241	14.9%	15.7%	17.3%	16.6%
% of FP17s for the same patient ID Re-attending between 3 & 9 months - Children	1,015	1,554	65.3%	57.3%	58.9%	57.5%
% of FP17s for the same patient ID Re-attending between 3 & 9 months - Adults	4,274	6,241	68.5%	52.2%	52.5%	50.4%
% of FP17s for Band 1 Urgent Courses	230	7,197	3.2%	8.3%	9.3%	9.1%
% of FP17s Relating to Free Repair or Replacements	100	7,197	1.4%	1.2%	1.0%	0.8%
% of FP17s Relating to Continuations	125	7,197	1.7%	1.6%	1.5%	1.3%
% of Patients satisfied with the dentistry they have received	24	26	92.3%	92.5%	93.1%	92.7%
% of Patients satisfied with the time they had to wait for an appointment	22	26	84.6%	90.6%	89.8%	88.8%

\* This is based on patients treated on this contract for their most recent course of treatment. Figures in italics indicate the base number of FP17s or Patient Questionnaire responses are less than 100. N/A is shown where the base number of responses is less than 10 during the period. % is calculated as Quantity/Base number\*100

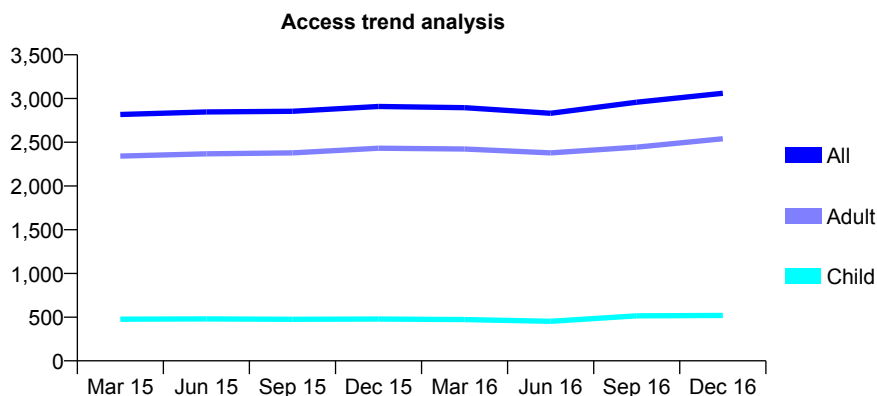
## Q49 - Vital Signs At a Glance Contract Report for 736473/0001 - December 2016

Name or company name	MR JG MCDONALD
Contract type name	GDS Contract
Purpose of contract	General and Orthodontic
Contract start date	01/04/2006
Contract end date	

16/17 Contracted general activity (UDA)	10,929
Carry forward general activity (UDA)	0
16/17 Contracted orthodontic activity (UOA)	0
Carry forward orthodontic activity (UOA)	0
Baseline contract value	£347,764.74

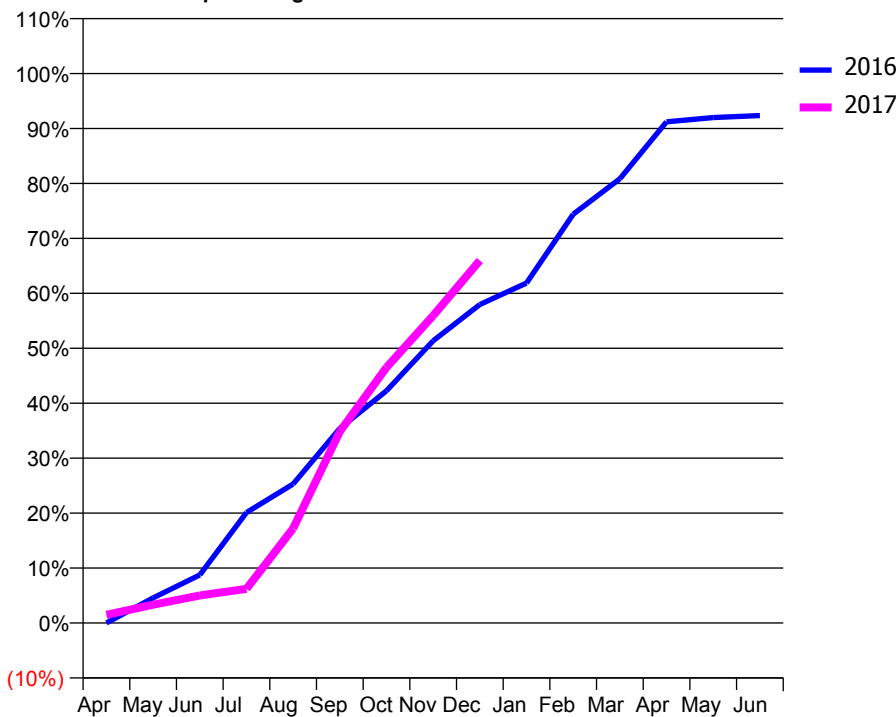
### ACCESS\*

Patients seen in 24 months	Total	Change since previous quarter
Quarter ending December 2015	2,909	
Quarter ending March 2016	2,895	→
Quarter ending June 2016	2,831	↓
Quarter ending September 2016	2,958	↑
Quarter ending December 2016	3,060	↑
<b>Variance since December 2015</b>	<b>5.2%</b>	<b>↑</b>



### ACTIVITY

Cumulative percentage of contracted UDA delivered 2016 & 2017



Month	Adjusted Scheduled Activity (UDA)	
	2016	2017
April	0	164
May	501	363
June	957	547
July	2,197	681
August	2,765	1,881
September	3,871	3,807
October	4,618	5,082
November	5,612	6,114
December	6,335	7,209
January	6,761	
February	8,131	
March	8,837	
April	9,967	
May	10,052	
June	10,092	

### QUALITY

	Quantity	Base Number	Contract	AT	Region	England
% of FP17s for the same patient ID Re-attending within 3 months - Children	63	511	12.3%	11.7%	13.4%	12.4%
% of FP17s for the same patient ID Re-attending within 3 months - Adults	473	2,393	19.8%	15.7%	17.3%	16.6%
% of FP17s for the same patient ID Re-attending between 3 & 9 months - Children	164	511	32.1%	57.3%	58.9%	57.5%
% of FP17s for the same patient ID Re-attending between 3 & 9 months - Adults	888	2,393	37.1%	52.2%	52.5%	50.4%
% of FP17s for Band 1 Urgent Courses	350	2,539	13.8%	8.3%	9.3%	9.1%
% of FP17s Relating to Free Repair or Replacements	66	2,539	2.6%	1.2%	1.0%	0.8%
% of FP17s Relating to Continuations	55	2,539	2.2%	1.6%	1.5%	1.3%
% of Patients satisfied with the dentistry they have received	5	7	N/A	92.5%	93.1%	92.7%
% of Patients satisfied with the time they had to wait for an appointment	7	7	N/A	90.6%	89.8%	88.8%

\* This is based on patients treated on this contract for their most recent course of treatment. Figures in italics indicate the base number of FP17s or Patient Questionnaire responses are less than 100. N/A is shown where the base number of responses is less than 10 during the period. % is calculated as Quantity/Base number\*100

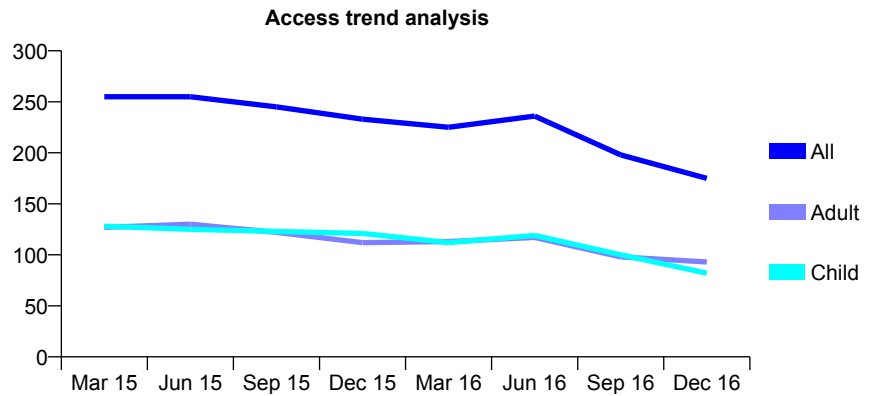
## Q49 - Vital Signs At a Glance Contract Report for 737798/0001 - December 2016

Name or company name	MR AR GREENWOOD
Contract type name	GDS Contract
Purpose of contract	General
Contract start date	01/04/2006
Contract end date	

16/17 Contracted general activity (UDA)	1,031
Carry forward general activity (UDA)	0
16/17 Contracted orthodontic activity (UOA)	0
Carry forward orthodontic activity (UOA)	0
Baseline contract value	£25,200.37

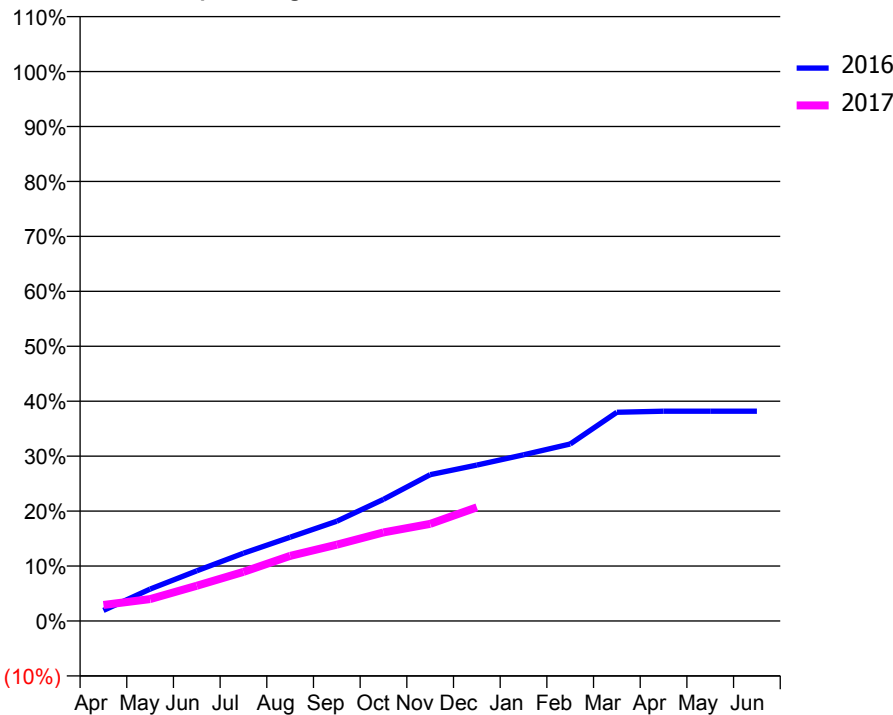
### ACCESS\*

Patients seen in 24 months	Total	Change since previous quarter
Quarter ending December 2015	233	
Quarter ending March 2016	225	↓
Quarter ending June 2016	236	↑
Quarter ending September 2016	198	↓
Quarter ending December 2016	175	↓
<b>Variance since December 2015</b>	<b>(24.9%)</b>	<b>↓</b>



### ACTIVITY

Cumulative percentage of contracted UDA delivered 2016 & 2017



Month	Adjusted Scheduled Activity (UDA)	
	2016	2017
April	20	30
May	60	41
June	94	66
July	127	92
August	157	122
September	187	143
October	228	166
November	275	182
December	293	213
January	312	
February	332	
March	392	
April	394	
May	394	
June	394	

### QUALITY

	Quantity	Base Number	Contract	AT	Region	England
% of FP17s for the same patient ID Re-attending within 3 months - Children	3	101	3.0%	11.7%	13.4%	12.4%
% of FP17s for the same patient ID Re-attending within 3 months - Adults	3	61	4.9%	15.7%	17.3%	16.6%
% of FP17s for the same patient ID Re-attending between 3 & 9 months - Children	51	101	50.5%	57.3%	58.9%	57.5%
% of FP17s for the same patient ID Re-attending between 3 & 9 months - Adults	28	61	45.9%	52.2%	52.5%	50.4%
% of FP17s for Band 1 Urgent Courses	1	159	0.6%	8.3%	9.3%	9.1%
% of FP17s Relating to Free Repair or Replacements	0	159	0.0%	1.2%	1.0%	0.8%
% of FP17s Relating to Continuations	0	159	0.0%	1.6%	1.5%	1.3%
% of Patients satisfied with the dentistry they have received	0	0	N/A	92.5%	93.1%	92.7%
% of Patients satisfied with the time they had to wait for an appointment	0	0	N/A	90.6%	89.8%	88.8%

\* This is based on patients treated on this contract for their most recent course of treatment. Figures in italics indicate the base number of FP17s or Patient Questionnaire responses are less than 100. N/A is shown where the base number of responses is less than 10 during the period. % is calculated as Quantity/Base number\*100



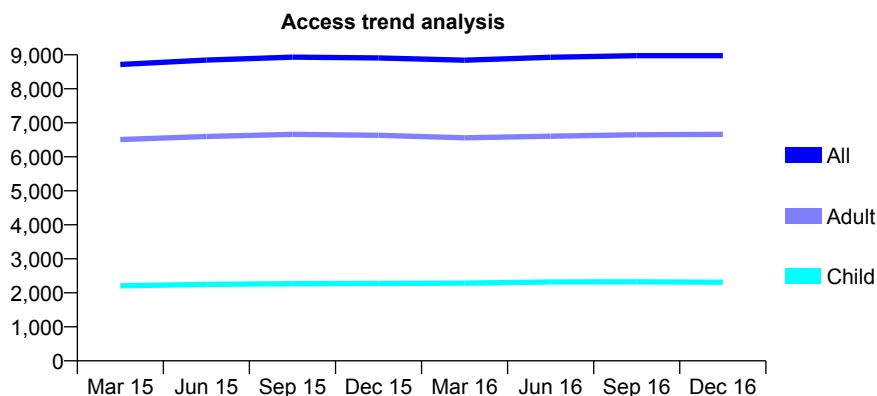
## Q49 - Vital Signs At a Glance Contract Report for 737917/0001 - December 2016

Name or company name	MR DS SOMAL
Contract type name	GDS Contract
Purpose of contract	General
Contract start date	01/04/2006
Contract end date	

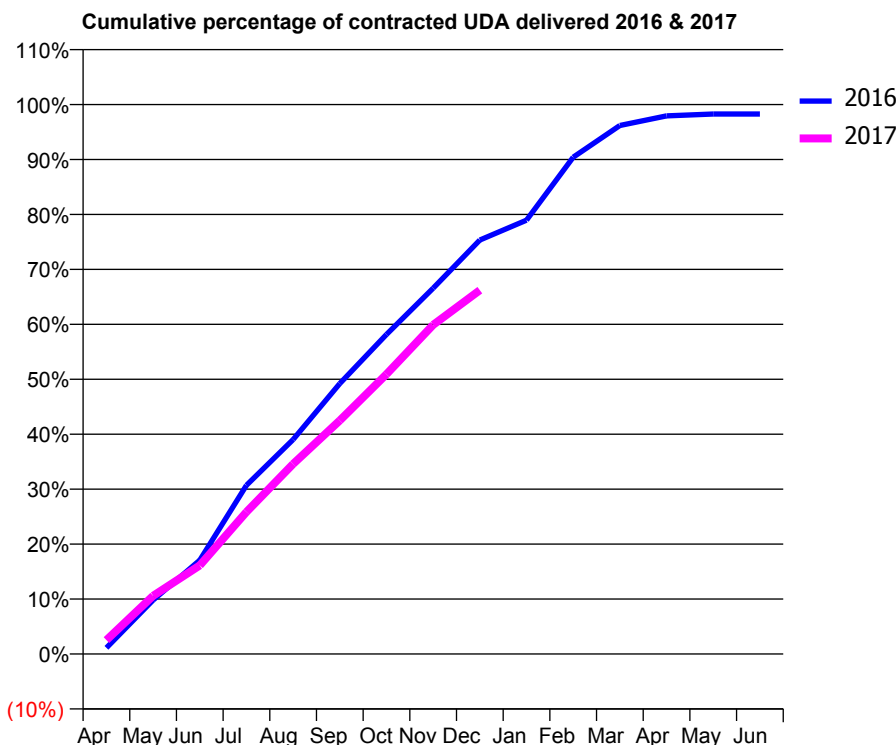
16/17 Contracted general activity (UDA)	19,383
Carry forward general activity (UDA)	335
16/17 Contracted orthodontic activity (UOA)	0
Carry forward orthodontic activity (UOA)	0
Baseline contract value	£584,528.39

### ACCESS\*

Patients seen in 24 months	Total	Change since previous quarter
Quarter ending December 2015	8,909	
Quarter ending March 2016	8,842	→
Quarter ending June 2016	8,927	→
Quarter ending September 2016	8,974	→
Quarter ending December 2016	8,973	→
<b>Variance since December 2015</b>	<b>0.7%</b>	<b>→</b>



### ACTIVITY



Month	Adjusted Scheduled Activity (UDA)	
	2016	2017
April	218	489
May	1,901	2,054
June	3,307	3,125
July	5,952	5,013
August	7,567	6,703
September	9,539	8,241
October	11,271	9,872
November	12,903	11,610
December	14,603	12,834
January	15,305	
February	17,522	
March	18,644	
April	18,982	
May	19,048	
June	19,048	

### QUALITY

	Quantity	Base Number	Contract	AT	Region	England
% of FP17s for the same patient ID Re-attending within 3 months - Children	180	2,412	7.5%	11.7%	13.4%	12.4%
% of FP17s for the same patient ID Re-attending within 3 months - Adults	791	5,888	13.4%	15.7%	17.3%	16.6%
% of FP17s for the same patient ID Re-attending between 3 & 9 months - Children	1,354	2,412	56.1%	57.3%	58.9%	57.5%
% of FP17s for the same patient ID Re-attending between 3 & 9 months - Adults	2,364	5,888	40.1%	52.2%	52.5%	50.4%
% of FP17s for Band 1 Urgent Courses	949	7,547	12.6%	8.3%	9.3%	9.1%
% of FP17s Relating to Free Repair or Replacements	47	7,547	0.6%	1.2%	1.0%	0.8%
% of FP17s Relating to Continuations	28	7,547	0.4%	1.6%	1.5%	1.3%
% of Patients satisfied with the dentistry they have received	17	17	100.0%	92.5%	93.1%	92.7%
% of Patients satisfied with the time they had to wait for an appointment	16	17	94.1%	90.6%	89.8%	88.8%

\* This is based on patients treated on this contract for their most recent course of treatment. Figures in italics indicate the base number of FP17s or Patient Questionnaire responses are less than 100. N/A is shown where the base number of responses is less than 10 during the period. % is calculated as Quantity/Base number\*100

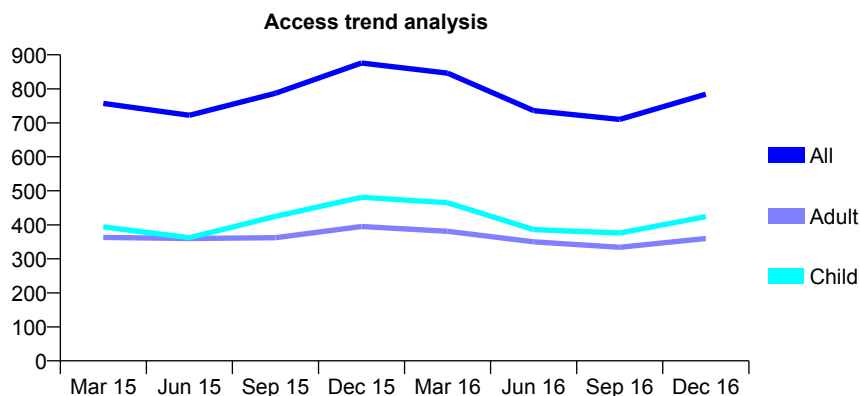
## Q49 - Vital Signs At a Glance Contract Report for 740950/0001 - December 2016

Name or company name	MR PN JACKSON
Contract type name	GDS Contract
Purpose of contract	General
Contract start date	01/04/2006
Contract end date	

16/17 Contracted general activity (UDA)	1,932
Carry forward general activity (UDA)	-38
16/17 Contracted orthodontic activity (UOA)	0
Carry forward orthodontic activity (UOA)	0
Baseline contract value	£47,916.68

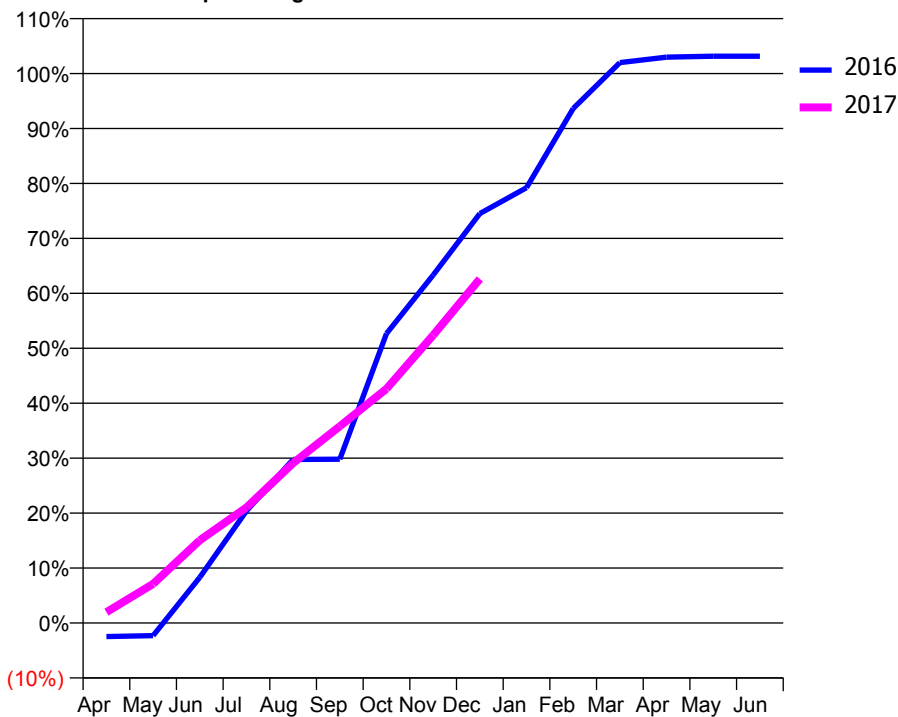
### ACCESS\*

Patients seen in 24 months	Total	Change since previous quarter
Quarter ending December 2015	876	
Quarter ending March 2016	846	↓
Quarter ending June 2016	736	↓
Quarter ending September 2016	710	↓
Quarter ending December 2016	784	↑
<b>Variance since December 2015</b>	<b>(10.5%)</b>	<b>↓</b>



### ACTIVITY

Cumulative percentage of contracted UDA delivered 2016 & 2017



Month	Adjusted Scheduled Activity (UDA)	
	2016	2017
April	-48	38
May	-45	138
June	161	291
July	394	406
August	575	562
September	576	692
October	1,018	823
November	1,223	1,012
December	1,439	1,210
January	1,530	
February	1,809	
March	1,970	
April	1,990	
May	1,993	
June	1,993	

### QUALITY

	Quantity	Base Number	Contract	AT	Region	England
% of FP17s for the same patient ID Re-attending within 3 months - Children	10	398	2.5%	11.7%	13.4%	12.4%
% of FP17s for the same patient ID Re-attending within 3 months - Adults	19	311	6.1%	15.7%	17.3%	16.6%
% of FP17s for the same patient ID Re-attending between 3 & 9 months - Children	183	398	46.0%	57.3%	58.9%	57.5%
% of FP17s for the same patient ID Re-attending between 3 & 9 months - Adults	87	311	28.0%	52.2%	52.5%	50.4%
% of FP17s for Band 1 Urgent Courses	48	693	6.9%	8.3%	9.3%	9.1%
% of FP17s Relating to Free Repair or Replacements	1	693	0.1%	1.2%	1.0%	0.8%
% of FP17s Relating to Continuations	0	693	0.0%	1.6%	1.5%	1.3%
% of Patients satisfied with the dentistry they have received	2	2	N/A	92.5%	93.1%	92.7%
% of Patients satisfied with the time they had to wait for an appointment	2	2	N/A	90.6%	89.8%	88.8%

\* This is based on patients treated on this contract for their most recent course of treatment. Figures in italics indicate the base number of FP17s or Patient Questionnaire responses are less than 100. N/A is shown where the base number of responses is less than 10 during the period. % is calculated as Quantity/Base number\*100

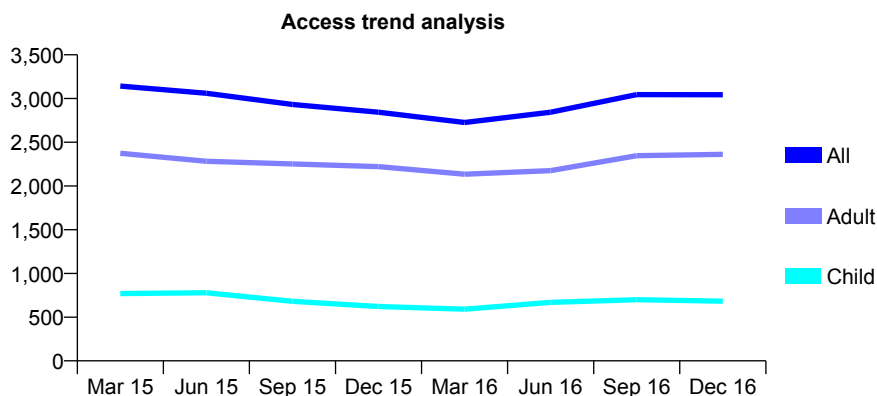
## Q49 - Vital Signs At a Glance Contract Report for 740950/0002 - December 2016

Name or company name	MR PN JACKSON
Contract type name	GDS Contract
Purpose of contract	General
Contract start date	01/04/2006
Contract end date	

16/17 Contracted general activity (UDA)	13,302
Carry forward general activity (UDA)	0
16/17 Contracted orthodontic activity (UOA)	0
Carry forward orthodontic activity (UOA)	0
Baseline contract value	£311,643.42

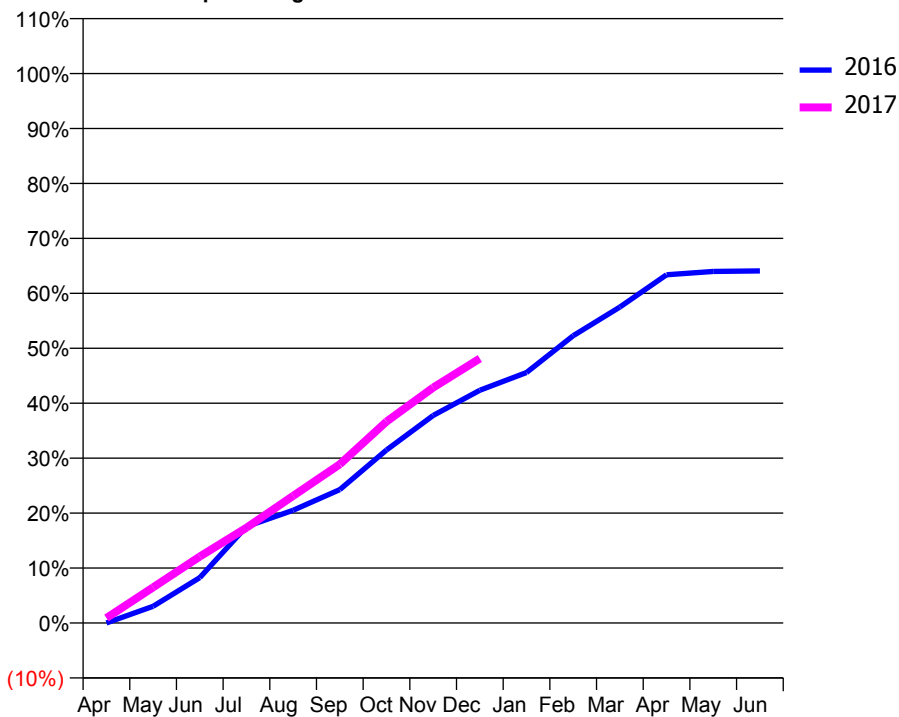
### ACCESS\*

Patients seen in 24 months	Total	Change since previous quarter
Quarter ending December 2015	2,843	
Quarter ending March 2016	2,726	↓
Quarter ending June 2016	2,844	↑
Quarter ending September 2016	3,045	↑
Quarter ending December 2016	3,043	→
<b>Variance since December 2015</b>	<b>7.0%</b>	<b>↑</b>



### ACTIVITY

Cumulative percentage of contracted UDA delivered 2016 & 2017



Month	Adjusted Scheduled Activity (UDA)	
	2016	2017
April	0	122
May	407	863
June	1,098	1,608
July	2,336	2,306
August	2,730	3,079
September	3,230	3,844
October	4,190	4,875
November	5,024	5,699
December	5,634	6,402
January	6,062	
February	6,955	
March	7,650	
April	8,431	
May	8,512	
June	8,522	

### QUALITY

	Quantity	Base Number	Contract	AT	Region	England
% of FP17s for the same patient ID Re-attending within 3 months - Children	74	853	8.7%	11.7%	13.4%	12.4%
% of FP17s for the same patient ID Re-attending within 3 months - Adults	345	2,737	12.6%	15.7%	17.3%	16.6%
% of FP17s for the same patient ID Re-attending between 3 & 9 months - Children	402	853	47.1%	57.3%	58.9%	57.5%
% of FP17s for the same patient ID Re-attending between 3 & 9 months - Adults	1,486	2,737	54.3%	52.2%	52.5%	50.4%
% of FP17s for Band 1 Urgent Courses	240	3,178	7.6%	8.3%	9.3%	9.1%
% of FP17s Relating to Free Repair or Replacements	34	3,178	1.1%	1.2%	1.0%	0.8%
% of FP17s Relating to Continuations	14	3,178	0.4%	1.6%	1.5%	1.3%
% of Patients satisfied with the dentistry they have received	4	4	N/A	92.5%	93.1%	92.7%
% of Patients satisfied with the time they had to wait for an appointment	4	4	N/A	90.6%	89.8%	88.8%

\* This is based on patients treated on this contract for their most recent course of treatment. Figures in italics indicate the base number of FP17s or Patient Questionnaire responses are less than 100. N/A is shown where the base number of responses is less than 10 during the period. % is calculated as Quantity/Base number\*100

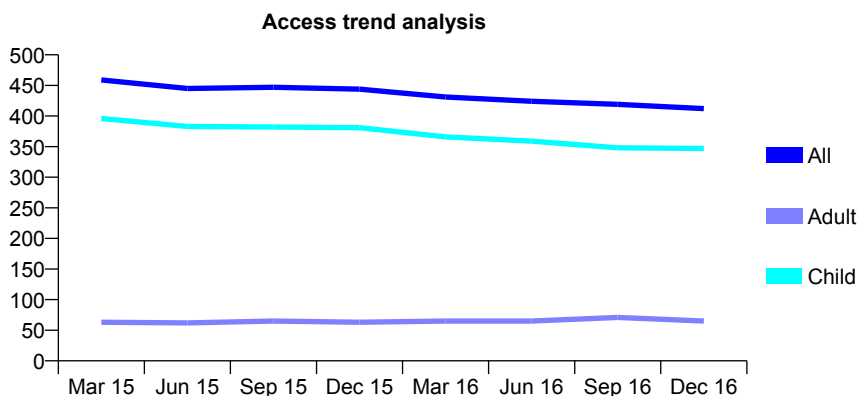
## Q49 - Vital Signs At a Glance Contract Report for 745219/0001 - December 2016

Name or company name	MR BA MCLOUGHLIN
Contract type name	GDS Contract
Purpose of contract	General
Contract start date	01/04/2006
Contract end date	

16/17 Contracted general activity (UDA)	1,500
Carry forward general activity (UDA)	0
16/17 Contracted orthodontic activity (UOA)	0
Carry forward orthodontic activity (UOA)	0
Baseline contract value	£35,458.20

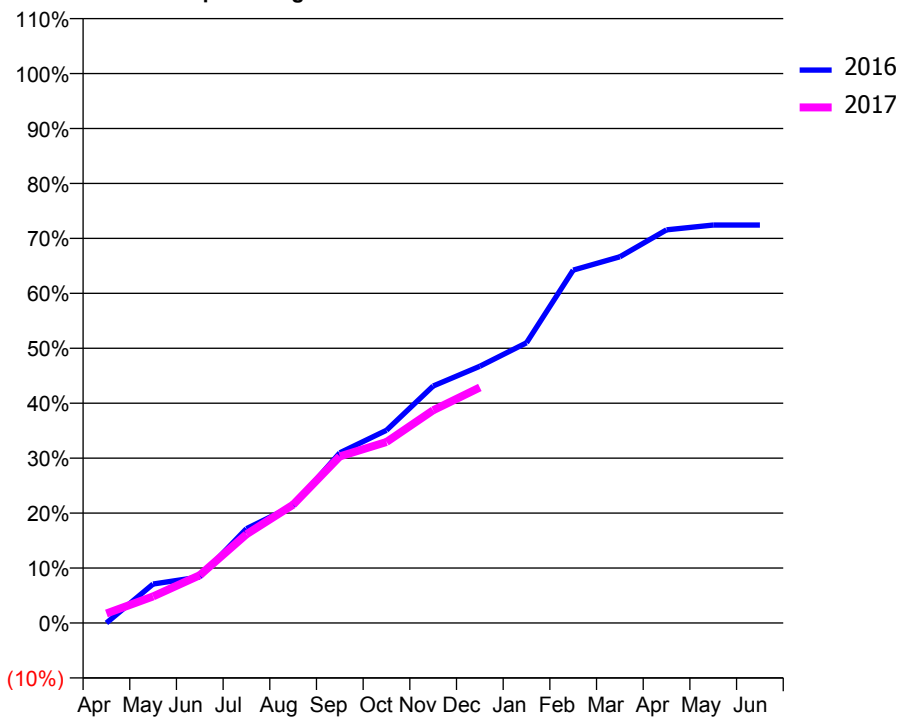
### ACCESS\*

Patients seen in 24 months	Total	Change since previous quarter
Quarter ending December 2015	444	
Quarter ending March 2016	431	↓
Quarter ending June 2016	424	↓
Quarter ending September 2016	419	↓
Quarter ending December 2016	412	↓
<b>Variance since December 2015</b>	<b>(7.2%)</b>	<b>↓</b>



### ACTIVITY

Cumulative percentage of contracted UDA delivered 2016 & 2017



Month	Adjusted Scheduled Activity (UDA)	
	2016	2017
April	0	26
May	106	73
June	126	131
July	258	242
August	320	323
September	465	455
October	526	494
November	647	581
December	701	643
January	765	
February	963	
March	1,000	
April	1,073	
May	1,086	
June	1,086	

### QUALITY

	Quantity	Base Number	Contract	AT	Region	England
% of FP17s for the same patient ID Re-attending within 3 months - Children	67	506	13.2%	11.7%	13.4%	12.4%
% of FP17s for the same patient ID Re-attending within 3 months - Adults	0	0	N/A	15.7%	17.3%	16.6%
% of FP17s for the same patient ID Re-attending between 3 & 9 months - Children	375	506	74.1%	57.3%	58.9%	57.5%
% of FP17s for the same patient ID Re-attending between 3 & 9 months - Adults	0	0	N/A	52.2%	52.5%	50.4%
% of FP17s for Band 1 Urgent Courses	30	449	6.7%	8.3%	9.3%	9.1%
% of FP17s Relating to Free Repair or Replacements	0	449	0.0%	1.2%	1.0%	0.8%
% of FP17s Relating to Continuations	0	449	0.0%	1.6%	1.5%	1.3%
% of Patients satisfied with the dentistry they have received	0	0	N/A	92.5%	93.1%	92.7%
% of Patients satisfied with the time they had to wait for an appointment	0	0	N/A	90.6%	89.8%	88.8%

\* This is based on patients treated on this contract for their most recent course of treatment. Figures in italics indicate the base number of FP17s or Patient Questionnaire responses are less than 100. N/A is shown where the base number of responses is less than 10 during the period. % is calculated as Quantity/Base number\*100

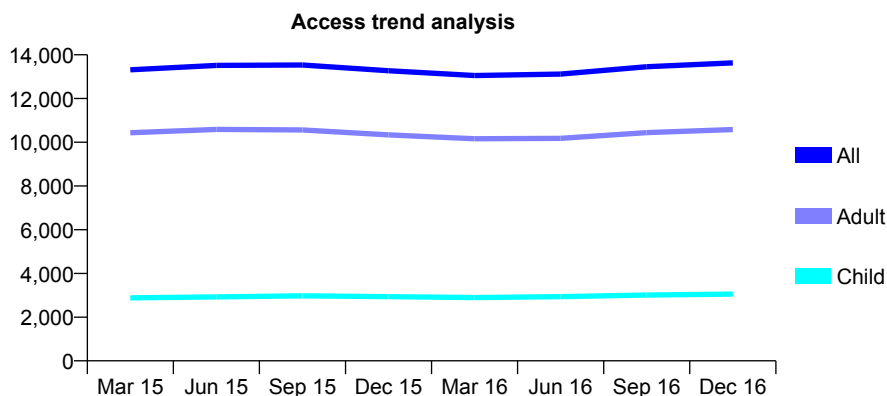
## Q49 - Vital Signs At a Glance Contract Report for 746088/0001 - December 2016

Name or company name	MISS JM FORDE
Contract type name	GDS Contract
Purpose of contract	General
Contract start date	01/04/2006
Contract end date	

16/17 Contracted general activity (UDA)	37,842
Carry forward general activity (UDA)	290
16/17 Contracted orthodontic activity (UOA)	0
Carry forward orthodontic activity (UOA)	0
Baseline contract value	£915,815.32

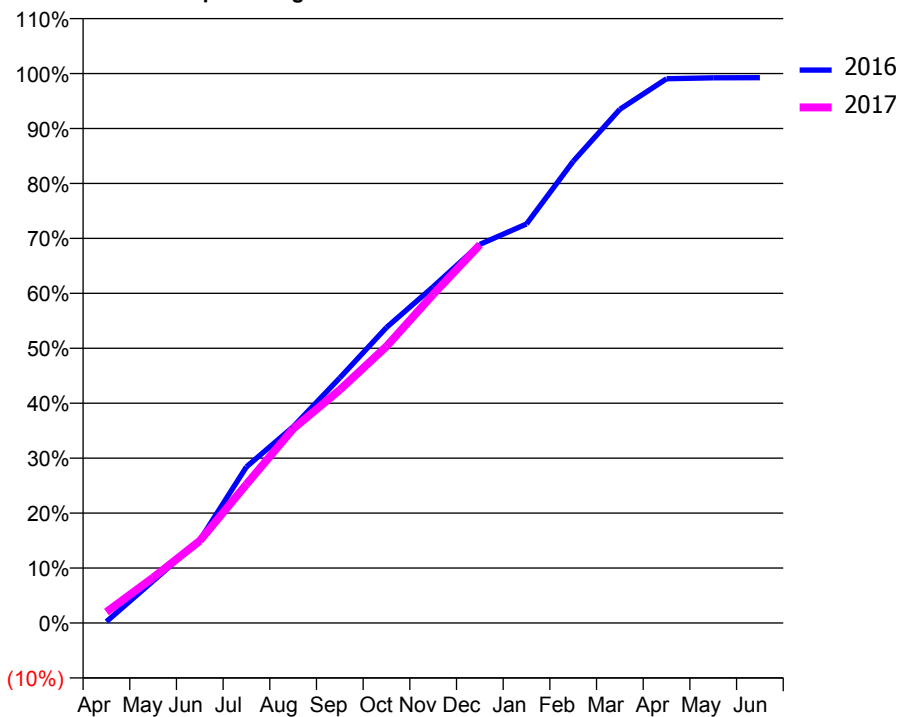
### ACCESS\*

Patients seen in 24 months	Total	Change since previous quarter
Quarter ending December 2015	13,272	
Quarter ending March 2016	13,049	↓
Quarter ending June 2016	13,116	→
Quarter ending September 2016	13,451	↑
Quarter ending December 2016	13,630	→
<b>Variance since December 2015</b>	<b>2.7%</b>	<b>↑</b>



### ACTIVITY

Cumulative percentage of contracted UDA delivered 2016 & 2017



Month	Adjusted Scheduled Activity (UDA)	
	2016	2017
April	97	757
May	2,901	3,122
June	5,705	5,662
July	10,759	9,556
August	13,514	13,372
September	16,880	16,061
October	20,355	19,047
November	23,156	22,628
December	26,072	26,047
January	27,476	
February	31,793	
March	35,381	
April	37,482	
May	37,550	
June	37,553	

### QUALITY

	Quantity	Base Number	Contract	AT	Region	England
% of FP17s for the same patient ID Re-attending within 3 months - Children	212	3,291	6.4%	11.7%	13.4%	12.4%
% of FP17s for the same patient ID Re-attending within 3 months - Adults	1,491	11,228	13.3%	15.7%	17.3%	16.6%
% of FP17s for the same patient ID Re-attending between 3 & 9 months - Children	1,869	3,291	56.8%	57.3%	58.9%	57.5%
% of FP17s for the same patient ID Re-attending between 3 & 9 months - Adults	6,096	11,228	54.3%	52.2%	52.5%	50.4%
% of FP17s for Band 1 Urgent Courses	671	13,382	5.0%	8.3%	9.3%	9.1%
% of FP17s Relating to Free Repair or Replacements	415	13,382	3.1%	1.2%	1.0%	0.8%
% of FP17s Relating to Continuations	300	13,382	2.2%	1.6%	1.5%	1.3%
% of Patients satisfied with the dentistry they have received	16	18	88.9%	92.5%	93.1%	92.7%
% of Patients satisfied with the time they had to wait for an appointment	18	18	100.0%	90.6%	89.8%	88.8%

\* This is based on patients treated on this contract for their most recent course of treatment. Figures in italics indicate the base number of FP17s or Patient Questionnaire responses are less than 100. N/A is shown where the base number of responses is less than 10 during the period. % is calculated as Quantity/Base number\*100

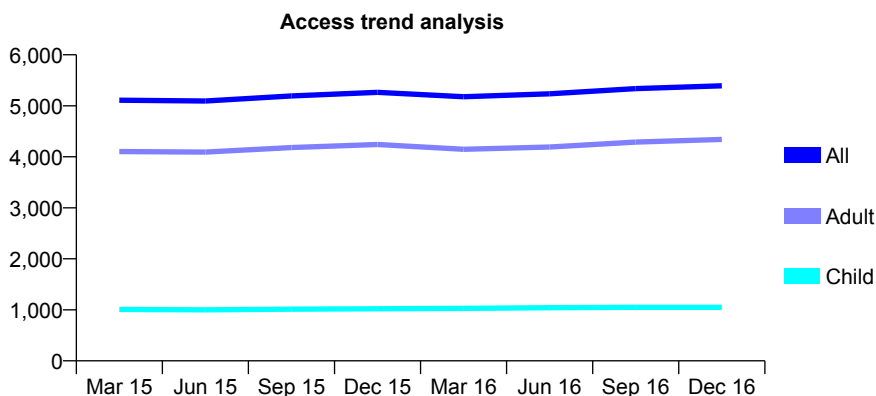
## Q49 - Vital Signs At a Glance Contract Report for 746088/0002 - December 2016

Name or company name	MISS JM FORDE
Contract type name	GDS Contract
Purpose of contract	General
Contract start date	01/12/2006
Contract end date	

16/17 Contracted general activity (UDA)	14,000
Carry forward general activity (UDA)	0
16/17 Contracted orthodontic activity (UOA)	0
Carry forward orthodontic activity (UOA)	0
Baseline contract value	£331,020.73

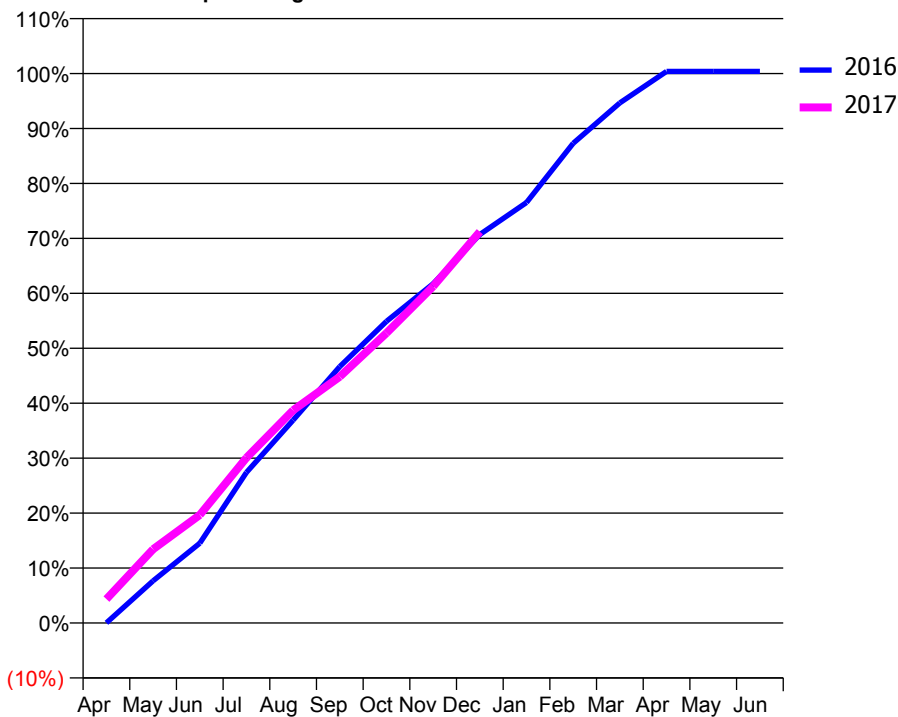
### ACCESS\*

Patients seen in 24 months	Total	Change since previous quarter
Quarter ending December 2015	5,263	
Quarter ending March 2016	5,177	↓
Quarter ending June 2016	5,234	→
Quarter ending September 2016	5,338	→
Quarter ending December 2016	5,391	→
<b>Variance since December 2015</b>	<b>2.4%</b>	<b>↑</b>



### ACTIVITY

Cumulative percentage of contracted UDA delivered 2016 & 2017



Month	Adjusted Scheduled Activity (UDA)	
	2016	2017
April	5	611
May	1,074	1,881
June	2,033	2,753
July	3,837	4,210
August	5,170	5,421
September	6,535	6,276
October	7,688	7,387
November	8,646	8,577
December	9,899	9,969
January	10,714	
February	12,222	
March	13,250	
April	14,054	
May	14,054	
June	14,054	

### QUALITY

	Quantity	Base Number	Contract	AT	Region	England
% of FP17s for the same patient ID Re-attending within 3 months - Children	104	1,186	8.8%	11.7%	13.4%	12.4%
% of FP17s for the same patient ID Re-attending within 3 months - Adults	679	4,403	15.4%	15.7%	17.3%	16.6%
% of FP17s for the same patient ID Re-attending between 3 & 9 months - Children	703	1,186	59.3%	57.3%	58.9%	57.5%
% of FP17s for the same patient ID Re-attending between 3 & 9 months - Adults	2,164	4,403	49.1%	52.2%	52.5%	50.4%
% of FP17s for Band 1 Urgent Courses	139	5,120	2.7%	8.3%	9.3%	9.1%
% of FP17s Relating to Free Repair or Replacements	139	5,120	2.7%	1.2%	1.0%	0.8%
% of FP17s Relating to Continuations	278	5,120	5.4%	1.6%	1.5%	1.3%
% of Patients satisfied with the dentistry they have received	9	10	90.0%	92.5%	93.1%	92.7%
% of Patients satisfied with the time they had to wait for an appointment	10	10	100.0%	90.6%	89.8%	88.8%

\* This is based on patients treated on this contract for their most recent course of treatment. Figures in italics indicate the base number of FP17s or Patient Questionnaire responses are less than 100. N/A is shown where the base number of responses is less than 10 during the period. % is calculated as Quantity/Base number\*100

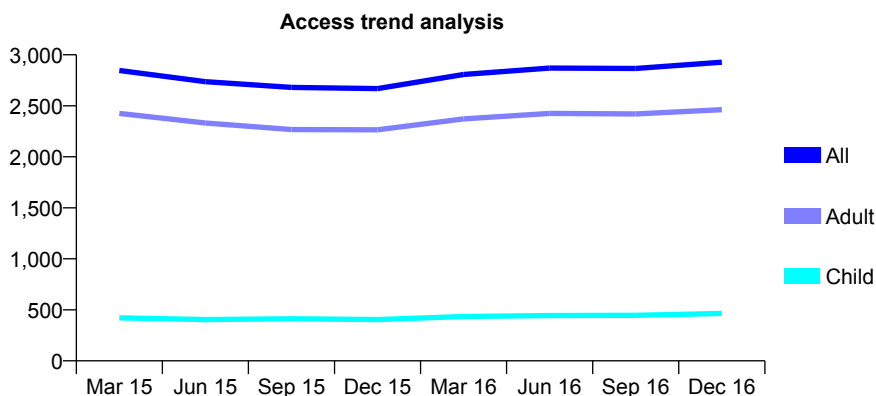
## Q49 - Vital Signs At a Glance Contract Report for 746088/0003 - December 2016

Name or company name	MISS JM FORDE
Contract type name	GDS Contract
Purpose of contract	General
Contract start date	01/04/2008
Contract end date	

16/17 Contracted general activity (UDA)	8,000
Carry forward general activity (UDA)	305
16/17 Contracted orthodontic activity (UOA)	0
Carry forward orthodontic activity (UOA)	0
Baseline contract value	£227,207.74

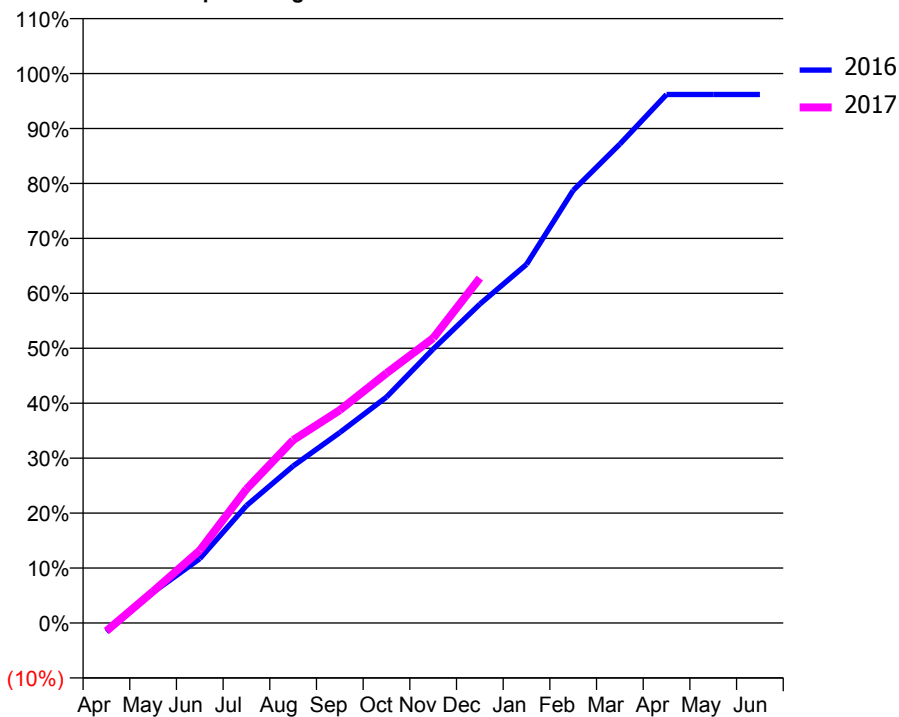
### ACCESS\*

Patients seen in 24 months	Total	Change since previous quarter
Quarter ending December 2015	2,669	
Quarter ending March 2016	2,807	↑
Quarter ending June 2016	2,870	↑
Quarter ending September 2016	2,866	→
Quarter ending December 2016	2,927	↑
<b>Variance since December 2015</b>	<b>9.7%</b>	<b>↑</b>



### ACTIVITY

Cumulative percentage of contracted UDA delivered 2016 & 2017



Month	Adjusted Scheduled Activity (UDA)	
	2016	2017
April	-129	-117
May	448	461
June	937	1,058
July	1,709	1,949
August	2,287	2,662
September	2,773	3,099
October	3,290	3,638
November	3,989	4,147
December	4,643	5,022
January	5,221	
February	6,299	
March	6,972	
April	7,695	
May	7,695	
June	7,695	

### QUALITY

	Quantity	Base Number	Contract	AT	Region	England
% of FP17s for the same patient ID Re-attending within 3 months - Children	38	524	7.3%	11.7%	13.4%	12.4%
% of FP17s for the same patient ID Re-attending within 3 months - Adults	302	2,459	12.3%	15.7%	17.3%	16.6%
% of FP17s for the same patient ID Re-attending between 3 & 9 months - Children	279	524	53.2%	57.3%	58.9%	57.5%
% of FP17s for the same patient ID Re-attending between 3 & 9 months - Adults	1,299	2,459	52.8%	52.2%	52.5%	50.4%
% of FP17s for Band 1 Urgent Courses	64	2,664	2.4%	8.3%	9.3%	9.1%
% of FP17s Relating to Free Repair or Replacements	70	2,664	2.6%	1.2%	1.0%	0.8%
% of FP17s Relating to Continuations	81	2,664	3.0%	1.6%	1.5%	1.3%
% of Patients satisfied with the dentistry they have received	1	1	N/A	92.5%	93.1%	92.7%
% of Patients satisfied with the time they had to wait for an appointment	1	1	N/A	90.6%	89.8%	88.8%

\* This is based on patients treated on this contract for their most recent course of treatment. Figures in italics indicate the base number of FP17s or Patient Questionnaire responses are less than 100. N/A is shown where the base number of responses is less than 10 during the period. % is calculated as Quantity/Base number\*100



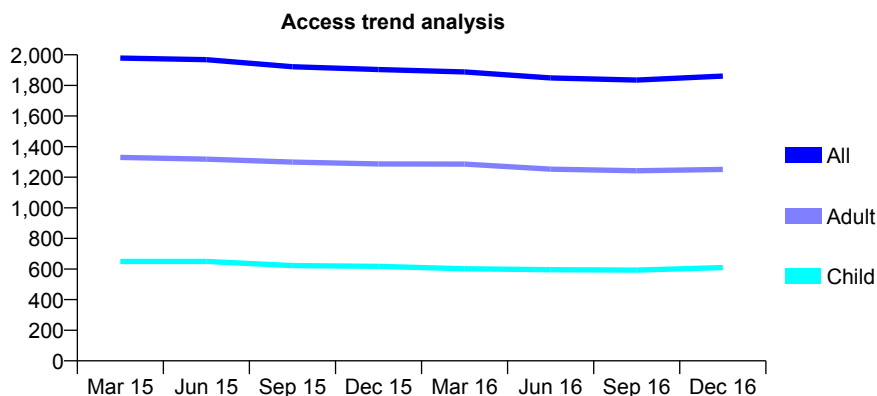
## Q49 - Vital Signs At a Glance Contract Report for 749141/0001 - December 2016

Name or company name	MRS LK CAVE
Contract type name	GDS Contract
Purpose of contract	General
Contract start date	01/04/2006
Contract end date	

16/17 Contracted general activity (UDA)	5,333
Carry forward general activity (UDA)	0
16/17 Contracted orthodontic activity (UOA)	0
Carry forward orthodontic activity (UOA)	0
Baseline contract value	£148,267.06

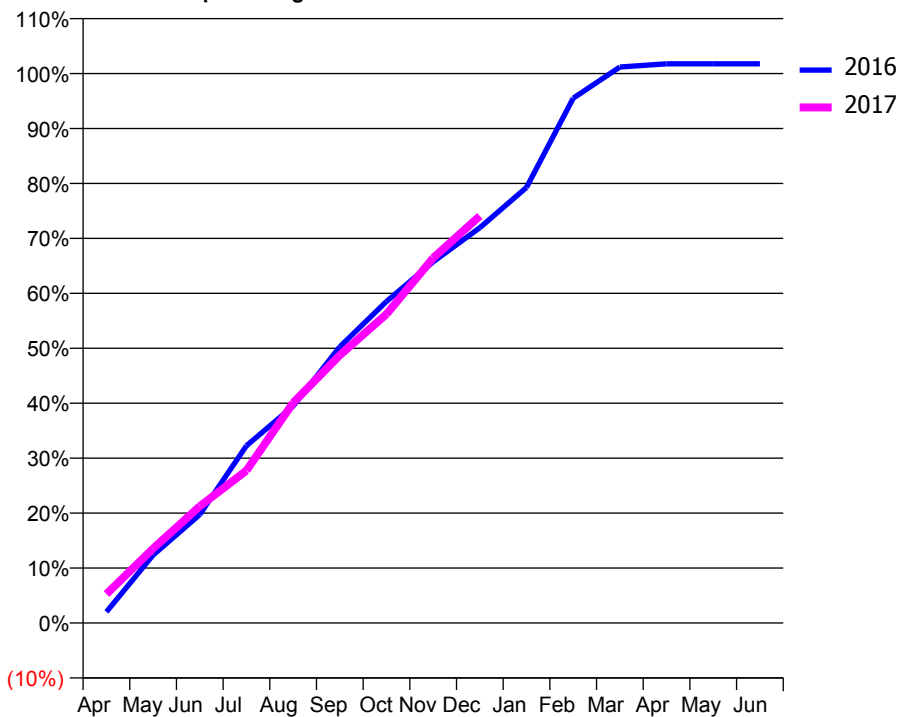
### ACCESS\*

Patients seen in 24 months	Total	Change since previous quarter
Quarter ending December 2015	1,904	
Quarter ending March 2016	1,888	→
Quarter ending June 2016	1,849	↓
Quarter ending September 2016	1,835	→
Quarter ending December 2016	1,861	→
<b>Variance since December 2015</b>	<b>(2.3%)</b>	<b>↓</b>



### ACTIVITY

Cumulative percentage of contracted UDA delivered 2016 & 2017



Adjusted Scheduled Activity (UDA)

Month	2016	2017
April	108	282
May	660	723
June	1,053	1,133
July	1,721	1,480
August	2,105	2,137
September	2,681	2,599
October	3,121	2,998
November	3,506	3,543
December	3,837	3,951
January	4,227	
February	5,093	
March	5,395	
April	5,427	
May	5,426	
June	5,426	

### QUALITY

	Quantity	Base Number	Contract	AT	Region	England
% of FP17s for the same patient ID Re-attending within 3 months - Children	38	684	5.6%	11.7%	13.4%	12.4%
% of FP17s for the same patient ID Re-attending within 3 months - Adults	167	1,172	14.2%	15.7%	17.3%	16.6%
% of FP17s for the same patient ID Re-attending between 3 & 9 months - Children	403	684	58.9%	57.3%	58.9%	57.5%
% of FP17s for the same patient ID Re-attending between 3 & 9 months - Adults	617	1,172	52.6%	52.2%	52.5%	50.4%
% of FP17s for Band 1 Urgent Courses	45	1,844	2.4%	8.3%	9.3%	9.1%
% of FP17s Relating to Free Repair or Replacements	32	1,844	1.7%	1.2%	1.0%	0.8%
% of FP17s Relating to Continuations	13	1,844	0.7%	1.6%	1.5%	1.3%
% of Patients satisfied with the dentistry they have received	2	2	N/A	92.5%	93.1%	92.7%
% of Patients satisfied with the time they had to wait for an appointment	2	2	N/A	90.6%	89.8%	88.8%

\* This is based on patients treated on this contract for their most recent course of treatment. Figures in italics indicate the base number of FP17s or Patient Questionnaire responses are less than 100. N/A is shown where the base number of responses is less than 10 during the period. % is calculated as Quantity/Base number\*100

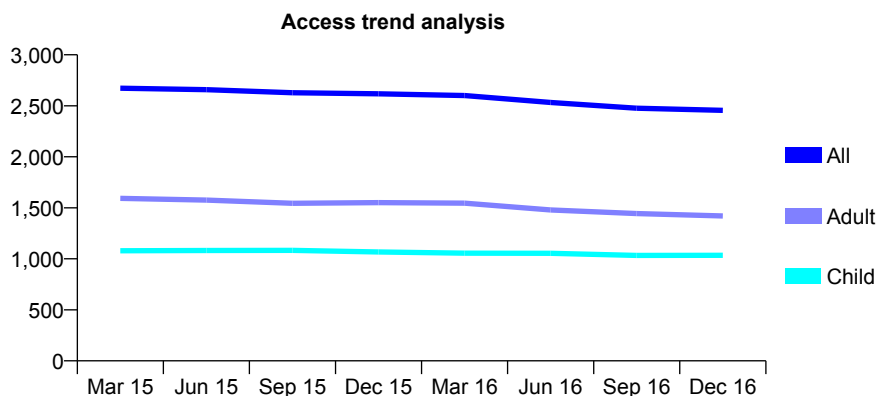
## Q49 - Vital Signs At a Glance Contract Report for 751847/0001 - December 2016

Name or company name	MR TB JUKES
Contract type name	GDS Contract
Purpose of contract	General
Contract start date	01/04/2006
Contract end date	

16/17 Contracted general activity (UDA)	10,962
Carry forward general activity (UDA)	0
16/17 Contracted orthodontic activity (UOA)	0
Carry forward orthodontic activity (UOA)	0
Baseline contract value	£279,991.19

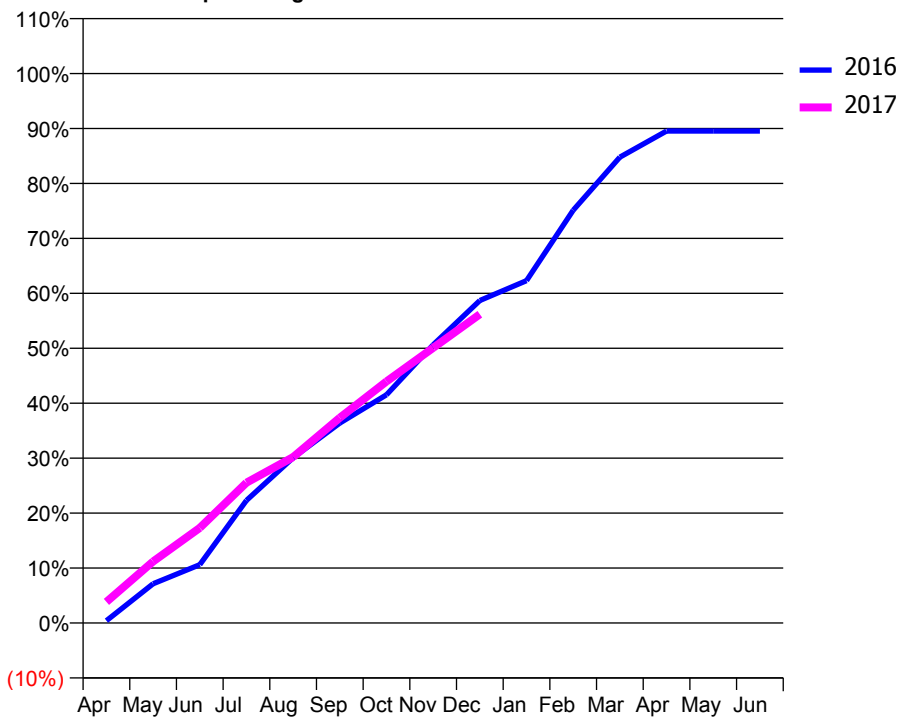
### ACCESS\*

Patients seen in 24 months	Total	Change since previous quarter
Quarter ending December 2015	2,618	
Quarter ending March 2016	2,601	→
Quarter ending June 2016	2,533	↓
Quarter ending September 2016	2,477	↓
Quarter ending December 2016	2,455	→
<b>Variance since December 2015</b>	<b>(6.2%)</b>	<b>↓</b>



### ACTIVITY

Cumulative percentage of contracted UDA delivered 2016 & 2017



Adjusted Scheduled Activity (UDA)

Month	2016	2017
April	47	421
May	784	1,229
June	1,164	1,899
July	2,447	2,801
August	3,296	3,310
September	3,989	4,094
October	4,552	4,818
November	5,550	5,490
December	6,433	6,161
January	6,830	
February	8,236	
March	9,293	
April	9,814	
May	9,814	
June	9,814	

### QUALITY

	Quantity	Base Number	Contract	AT	Region	England
% of FP17s for the same patient ID Re-attending within 3 months - Children	98	1,036	9.5%	11.7%	13.4%	12.4%
% of FP17s for the same patient ID Re-attending within 3 months - Adults	648	1,693	38.3%	15.7%	17.3%	16.6%
% of FP17s for the same patient ID Re-attending between 3 & 9 months - Children	589	1,036	56.9%	57.3%	58.9%	57.5%
% of FP17s for the same patient ID Re-attending between 3 & 9 months - Adults	712	1,693	42.1%	52.2%	52.5%	50.4%
% of FP17s for Band 1 Urgent Courses	133	2,561	5.2%	8.3%	9.3%	9.1%
% of FP17s Relating to Free Repair or Replacements	1	2,561	0.0%	1.2%	1.0%	0.8%
% of FP17s Relating to Continuations	23	2,561	0.9%	1.6%	1.5%	1.3%
% of Patients satisfied with the dentistry they have received	2	2	N/A	92.5%	93.1%	92.7%
% of Patients satisfied with the time they had to wait for an appointment	1	2	N/A	90.6%	89.8%	88.8%

\* This is based on patients treated on this contract for their most recent course of treatment. Figures in italics indicate the base number of FP17s or Patient Questionnaire responses are less than 100. N/A is shown where the base number of responses is less than 10 during the period. % is calculated as Quantity/Base number\*100

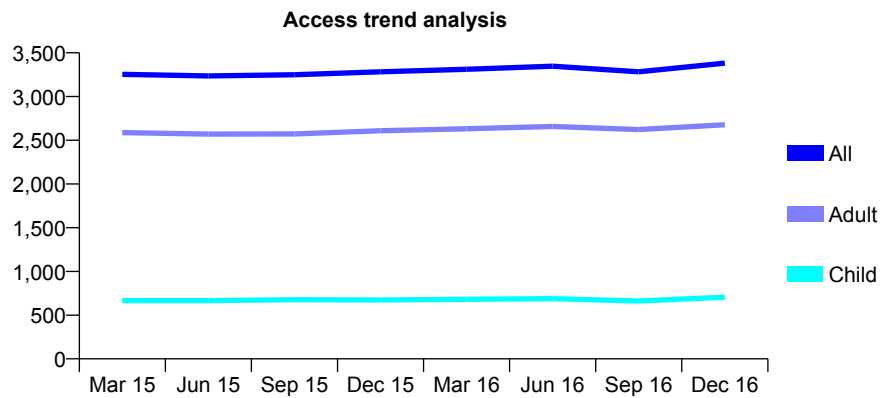
## Q49 - Vital Signs At a Glance Contract Report for 754722/0001 - December 2016

Name or company name	MR K ROBSON
Contract type name	GDS Contract
Purpose of contract	General
Contract start date	01/08/2011
Contract end date	

16/17 Contracted general activity (UDA)	11,463
Carry forward general activity (UDA)	205
16/17 Contracted orthodontic activity (UOA)	0
Carry forward orthodontic activity (UOA)	0
Baseline contract value	£297,607.39

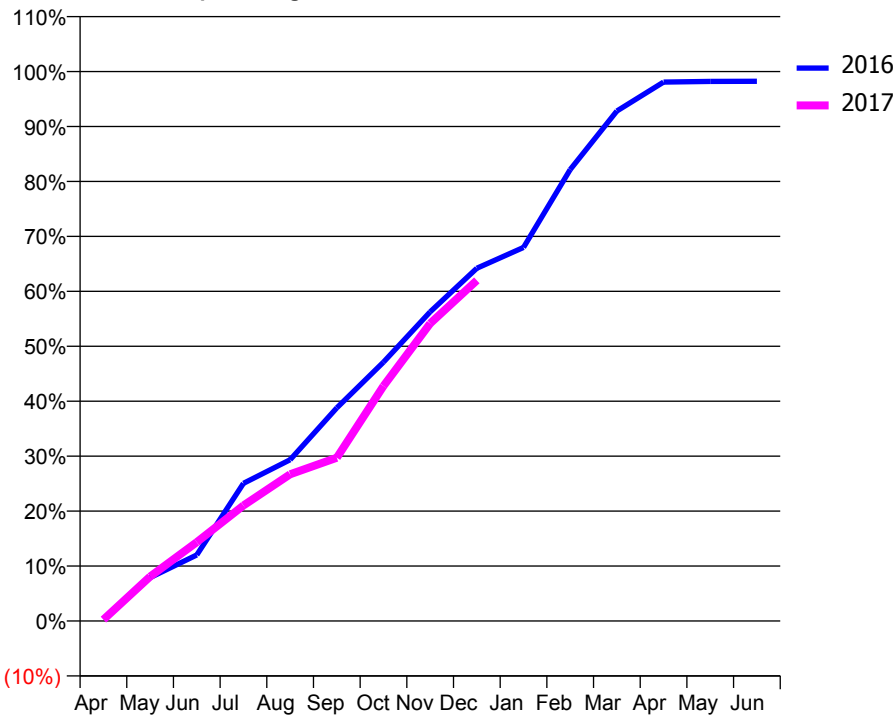
### ACCESS\*

Patients seen in 24 months	Total	Change since previous quarter
Quarter ending December 2015	3,283	
Quarter ending March 2016	3,312	→
Quarter ending June 2016	3,346	→
Quarter ending September 2016	3,283	↓
Quarter ending December 2016	3,382	↑
<b>Variance since December 2015</b>	<b>3.0%</b>	<b>↑</b>



### ACTIVITY

Cumulative percentage of contracted UDA delivered 2016 & 2017



Month	Adjusted Scheduled Activity (UDA)	
	2016	2017
April	43	28
May	905	928
June	1,377	1,645
July	2,871	2,410
August	3,364	3,061
September	4,445	3,407
October	5,401	4,903
November	6,450	6,209
December	7,360	7,105
January	7,792	
February	9,419	
March	10,640	
April	11,243	
May	11,257	
June	11,258	

### QUALITY

	Quantity	Base Number	Contract	AT	Region	England
% of FP17s for the same patient ID Re-attending within 3 months - Children	48	749	6.4%	11.7%	13.4%	12.4%
% of FP17s for the same patient ID Re-attending within 3 months - Adults	501	2,985	16.8%	15.7%	17.3%	16.6%
% of FP17s for the same patient ID Re-attending between 3 & 9 months - Children	471	749	62.9%	57.3%	58.9%	57.5%
% of FP17s for the same patient ID Re-attending between 3 & 9 months - Adults	1,731	2,985	58.0%	52.2%	52.5%	50.4%
% of FP17s for Band 1 Urgent Courses	170	3,460	4.9%	8.3%	9.3%	9.1%
% of FP17s Relating to Free Repair or Replacements	45	3,460	1.3%	1.2%	1.0%	0.8%
% of FP17s Relating to Continuations	41	3,460	1.2%	1.6%	1.5%	1.3%
% of Patients satisfied with the dentistry they have received	3	3	N/A	92.5%	93.1%	92.7%
% of Patients satisfied with the time they had to wait for an appointment	3	3	N/A	90.6%	89.8%	88.8%

\* This is based on patients treated on this contract for their most recent course of treatment. Figures in italics indicate the base number of FP17s or Patient Questionnaire responses are less than 100. N/A is shown where the base number of responses is less than 10 during the period. % is calculated as Quantity/Base number\*100

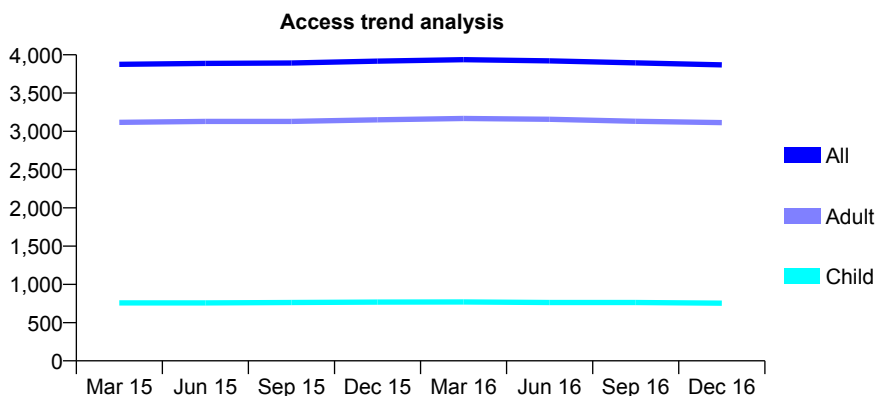
## Q49 - Vital Signs At a Glance Contract Report for 761028/0001 - December 2016

Name or company name	MR NB EVE
Contract type name	GDS Contract
Purpose of contract	General
Contract start date	01/04/2006
Contract end date	

16/17 Contracted general activity (UDA)	10,751
Carry forward general activity (UDA)	-96
16/17 Contracted orthodontic activity (UOA)	0
Carry forward orthodontic activity (UOA)	0
Baseline contract value	£324,521.66

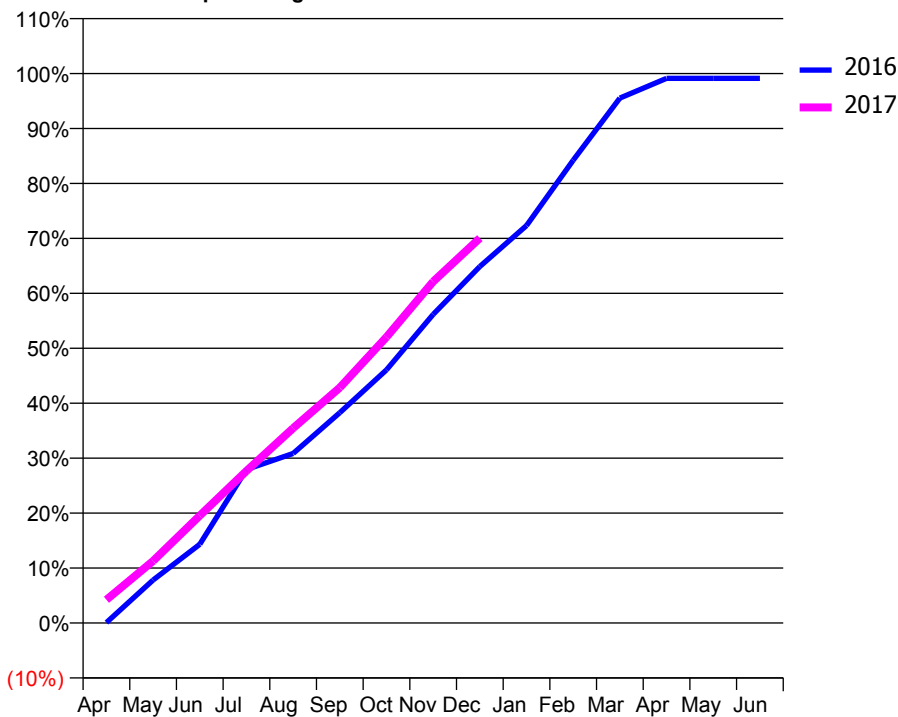
### ACCESS\*

Patients seen in 24 months	Total	Change since previous quarter
Quarter ending December 2015	3,918	
Quarter ending March 2016	3,936	→
Quarter ending June 2016	3,920	→
Quarter ending September 2016	3,894	→
Quarter ending December 2016	3,868	→
<b>Variance since December 2015</b>	<b>(1.3%)</b>	<b>↓</b>



### ACTIVITY

Cumulative percentage of contracted UDA delivered 2016 & 2017



Month	Adjusted Scheduled Activity (UDA)	
	2016	2017
April	10	455
May	841	1,216
June	1,541	2,103
July	3,004	2,975
August	3,318	3,813
September	4,116	4,605
October	4,952	5,595
November	6,039	6,680
December	6,975	7,531
January	7,776	
February	9,054	
March	10,269	
April	10,655	
May	10,655	
June	10,655	

### QUALITY

	Quantity	Base Number	Contract	AT	Region	England
% of FP17s for the same patient ID Re-attending within 3 months - Children	87	942	9.2%	11.7%	13.4%	12.4%
% of FP17s for the same patient ID Re-attending within 3 months - Adults	452	3,178	14.2%	15.7%	17.3%	16.6%
% of FP17s for the same patient ID Re-attending between 3 & 9 months - Children	645	942	68.5%	57.3%	58.9%	57.5%
% of FP17s for the same patient ID Re-attending between 3 & 9 months - Adults	1,748	3,178	55.0%	52.2%	52.5%	50.4%
% of FP17s for Band 1 Urgent Courses	341	3,946	8.6%	8.3%	9.3%	9.1%
% of FP17s Relating to Free Repair or Replacements	14	3,946	0.4%	1.2%	1.0%	0.8%
% of FP17s Relating to Continuations	29	3,946	0.7%	1.6%	1.5%	1.3%
% of Patients satisfied with the dentistry they have received	28	28	100.0%	92.5%	93.1%	92.7%
% of Patients satisfied with the time they had to wait for an appointment	28	28	100.0%	90.6%	89.8%	88.8%

\* This is based on patients treated on this contract for their most recent course of treatment. Figures in italics indicate the base number of FP17s or Patient Questionnaire responses are less than 100. N/A is shown where the base number of responses is less than 10 during the period. % is calculated as Quantity/Base number\*100

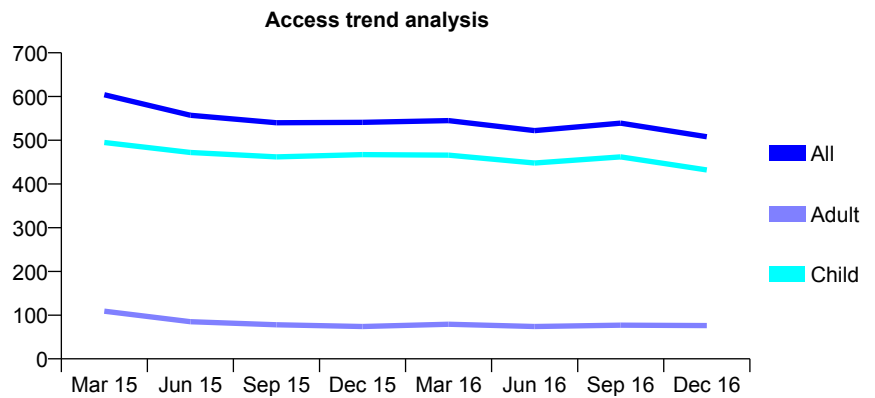
## Q49 - Vital Signs At a Glance Contract Report for 761044/0001 - December 2016

Name or company name	MR RA WINTER
Contract type name	GDS Contract
Purpose of contract	General
Contract start date	01/11/2011
Contract end date	

16/17 Contracted general activity (UDA)	400
Carry forward general activity (UDA)	0
16/17 Contracted orthodontic activity (UOA)	0
Carry forward orthodontic activity (UOA)	0
Baseline contract value	£9,234.13

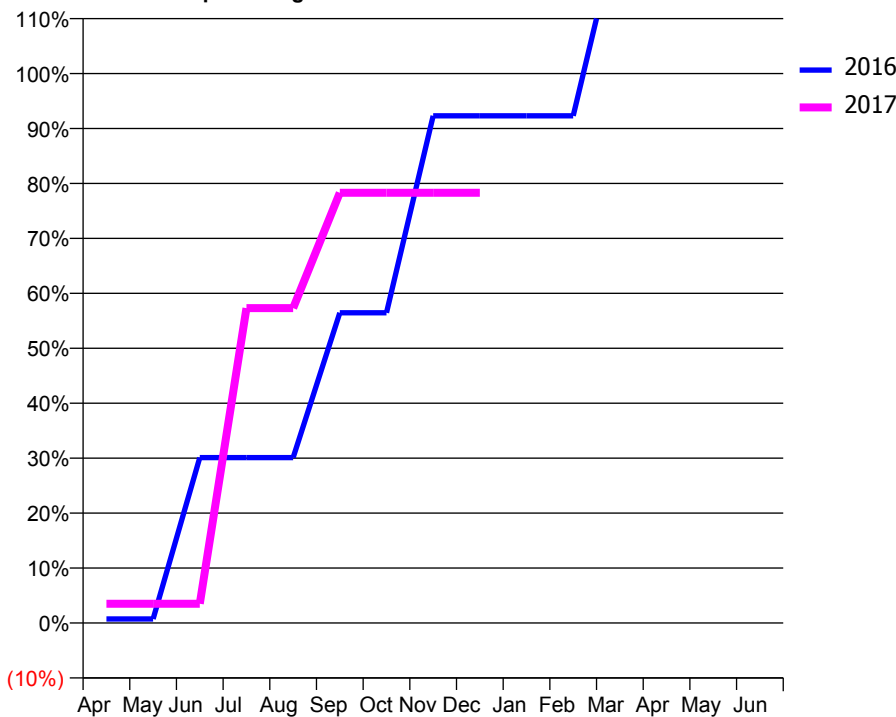
### ACCESS\*

Patients seen in 24 months	Total	Change since previous quarter
Quarter ending December 2015	541	
Quarter ending March 2016	545	→
Quarter ending June 2016	522	↓
Quarter ending September 2016	539	↑
Quarter ending December 2016	508	↓
<b>Variance since December 2015</b>	<b>(6.1%)</b>	<b>↓</b>



### ACTIVITY

Cumulative percentage of contracted UDA delivered 2016 & 2017



Month	Adjusted Scheduled Activity (UDA)	
	2016	2017
April	3	14
May	3	14
June	120	14
July	120	229
August	120	229
September	226	313
October	226	313
November	369	313
December	369	313
January	369	
February	369	
March	511	
April	537	
May	537	
June	537	

### QUALITY

	Quantity	Base Number	Contract	AT	Region	England
% of FP17s for the same patient ID Re-attending within 3 months - Children	7	291	2.4%	11.7%	13.4%	12.4%
% of FP17s for the same patient ID Re-attending within 3 months - Adults	0	14	0.0%	15.7%	17.3%	16.6%
% of FP17s for the same patient ID Re-attending between 3 & 9 months - Children	155	291	53.3%	57.3%	58.9%	57.5%
% of FP17s for the same patient ID Re-attending between 3 & 9 months - Adults	7	14	50.0%	52.2%	52.5%	50.4%
% of FP17s for Band 1 Urgent Courses	1	267	0.4%	8.3%	9.3%	9.1%
% of FP17s Relating to Free Repair or Replacements	0	267	0.0%	1.2%	1.0%	0.8%
% of FP17s Relating to Continuations	1	267	0.4%	1.6%	1.5%	1.3%
% of Patients satisfied with the dentistry they have received	0	0	N/A	92.5%	93.1%	92.7%
% of Patients satisfied with the time they had to wait for an appointment	0	0	N/A	90.6%	89.8%	88.8%

\* This is based on patients treated on this contract for their most recent course of treatment. Figures in italics indicate the base number of FP17s or Patient Questionnaire responses are less than 100. N/A is shown where the base number of responses is less than 10 during the period. % is calculated as Quantity/Base number\*100

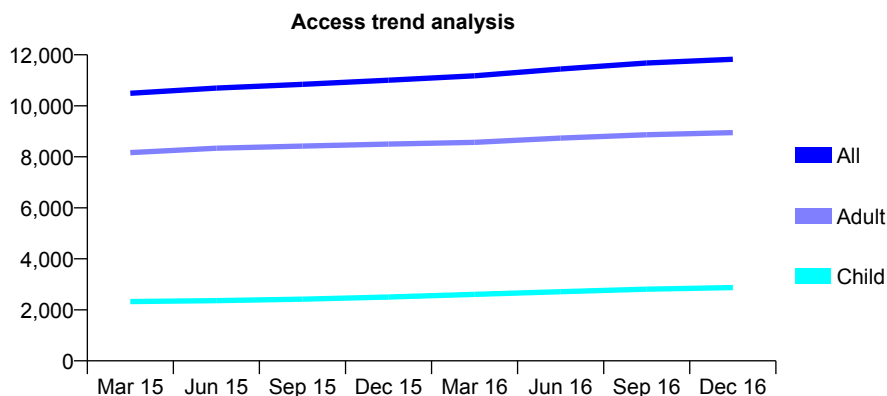
## Q49 - Vital Signs At a Glance Contract Report for 762083/0001 - December 2016

Name or company name	Westerhope Limited
Contract type name	GDS Contract
Purpose of contract	General
Contract start date	01/04/2006
Contract end date	

16/17 Contracted general activity (UDA)	38,532
Carry forward general activity (UDA)	325
16/17 Contracted orthodontic activity (UOA)	0
Carry forward orthodontic activity (UOA)	0
Baseline contract value	£982,702.33

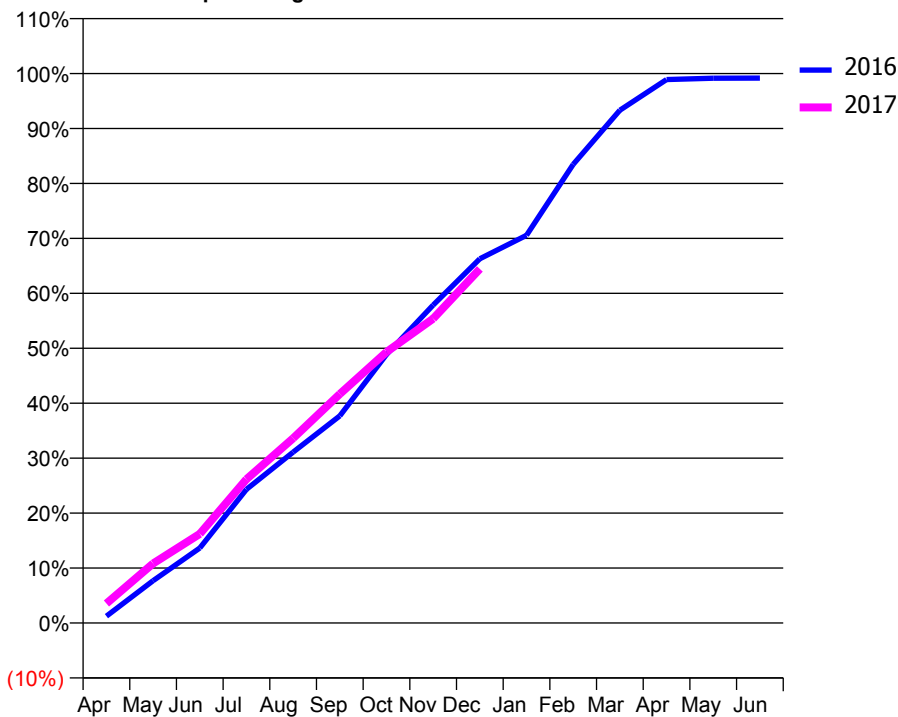
### ACCESS\*

Patients seen in 24 months	Total	Change since previous quarter
Quarter ending December 2015	11,003	
Quarter ending March 2016	11,175	→
Quarter ending June 2016	11,443	↑
Quarter ending September 2016	11,678	↑
Quarter ending December 2016	11,823	→
<b>Variance since December 2015</b>	<b>7.5%</b>	<b>↑</b>



### ACTIVITY

Cumulative percentage of contracted UDA delivered 2016 & 2017



Month	Adjusted Scheduled Activity (UDA)	
	2016	2017
April	484	1,369
May	2,966	4,173
June	5,257	6,250
July	9,373	10,086
August	11,985	12,953
September	14,523	16,058
October	18,828	19,003
November	22,299	21,345
December	25,543	24,826
January	27,191	
February	32,163	
March	35,961	
April	38,105	
May	38,204	
June	38,207	

### QUALITY

	Quantity	Base Number	Contract	AT	Region	England
% of FP17s for the same patient ID Re-attending within 3 months - Children	164	2,793	5.9%	11.7%	13.4%	12.4%
% of FP17s for the same patient ID Re-attending within 3 months - Adults	1,167	8,090	14.4%	15.7%	17.3%	16.6%
% of FP17s for the same patient ID Re-attending between 3 & 9 months - Children	1,391	2,793	49.8%	57.3%	58.9%	57.5%
% of FP17s for the same patient ID Re-attending between 3 & 9 months - Adults	3,798	8,090	46.9%	52.2%	52.5%	50.4%
% of FP17s for Band 1 Urgent Courses	1,019	9,800	10.4%	8.3%	9.3%	9.1%
% of FP17s Relating to Free Repair or Replacements	99	9,800	1.0%	1.2%	1.0%	0.8%
% of FP17s Relating to Continuations	65	9,800	0.7%	1.6%	1.5%	1.3%
% of Patients satisfied with the dentistry they have received	13	13	100.0%	92.5%	93.1%	92.7%
% of Patients satisfied with the time they had to wait for an appointment	11	13	84.6%	90.6%	89.8%	88.8%

\* This is based on patients treated on this contract for their most recent course of treatment. Figures in italics indicate the base number of FP17s or Patient Questionnaire responses are less than 100. N/A is shown where the base number of responses is less than 10 during the period. % is calculated as Quantity/Base number\*100

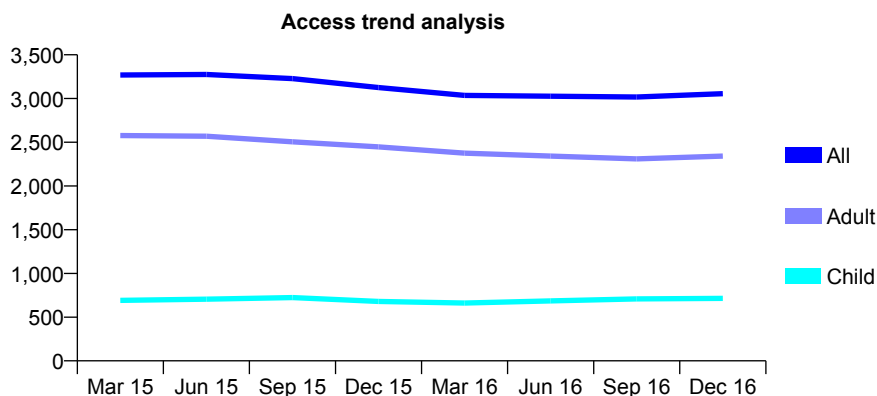
## Q49 - Vital Signs At a Glance Contract Report for 762083/0002 - December 2016

Name or company name	MR SU CHOCHAN
Contract type name	GDS Contract
Purpose of contract	General
Contract start date	01/12/2010
Contract end date	

16/17 Contracted general activity (UDA)	13,500
Carry forward general activity (UDA)	0
16/17 Contracted orthodontic activity (UOA)	0
Carry forward orthodontic activity (UOA)	0
Baseline contract value	£375,371.64

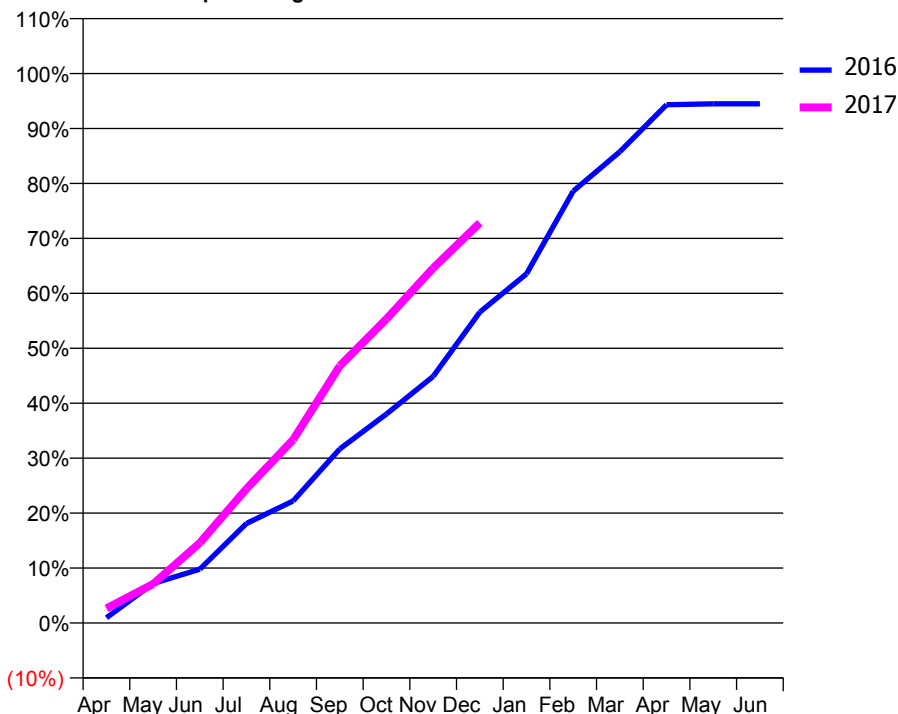
### ACCESS\*

Patients seen in 24 months	Total	Change since previous quarter
Quarter ending December 2015	3,126	
Quarter ending March 2016	3,036	↓
Quarter ending June 2016	3,027	→
Quarter ending September 2016	3,018	→
Quarter ending December 2016	3,056	→
<b>Variance since December 2015</b>	<b>(2.2%)</b>	<b>↓</b>



### ACTIVITY

**Cumulative percentage of contracted UDA delivered 2016 & 2017**



Month	Adjusted Scheduled Activity (UDA)	
	2016	2017
April	131	358
May	971	958
June	1,321	1,967
July	2,446	3,297
August	2,998	4,504
September	4,277	6,317
October	5,137	7,470
November	6,059	8,719
December	7,637	9,830
January	8,580	
February	10,609	
March	11,578	
April	12,732	
May	12,756	
June	12,756	

### QUALITY

	Quantity	Base Number	Contract	AT	Region	England
% of FP17s for the same patient ID Re-attending within 3 months - Children	72	767	9.4%	11.7%	13.4%	12.4%
% of FP17s for the same patient ID Re-attending within 3 months - Adults	379	2,413	15.7%	15.7%	17.3%	16.6%
% of FP17s for the same patient ID Re-attending between 3 & 9 months - Children	355	767	46.3%	57.3%	58.9%	57.5%
% of FP17s for the same patient ID Re-attending between 3 & 9 months - Adults	1,204	2,413	49.9%	52.2%	52.5%	50.4%
% of FP17s for Band 1 Urgent Courses	67	2,783	2.4%	8.3%	9.3%	9.1%
% of FP17s Relating to Free Repair or Replacements	44	2,783	1.6%	1.2%	1.0%	0.8%
% of FP17s Relating to Continuations	111	2,783	4.0%	1.6%	1.5%	1.3%
% of Patients satisfied with the dentistry they have received	7	8	N/A	92.5%	93.1%	92.7%
% of Patients satisfied with the time they had to wait for an appointment	7	8	N/A	90.6%	89.8%	88.8%

\* This is based on patients treated on this contract for their most recent course of treatment. Figures in italics indicate the base number of FP17s or Patient Questionnaire responses are less than 100. N/A is shown where the base number of responses is less than 10 during the period. % is calculated as Quantity/Base number\*100



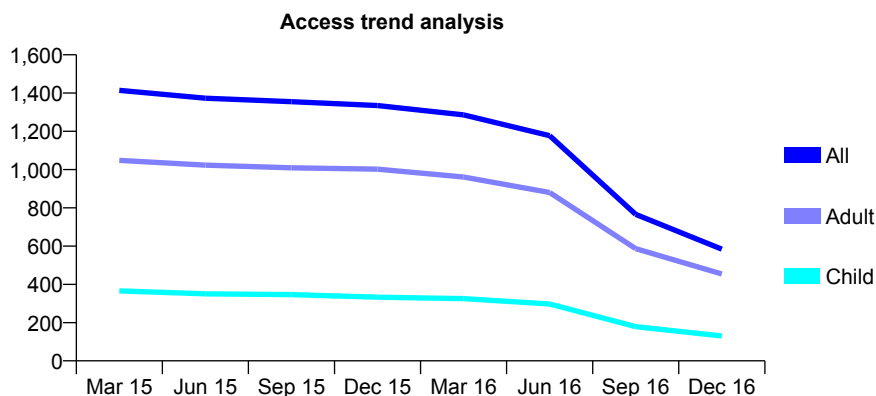
## Q49 - Vital Signs At a Glance Contract Report for 764663/0002 - December 2016

Name or company name	MR RJ FRETWELL
Contract type name	GDS Contract
Purpose of contract	General
Contract start date	01/04/2006
Contract end date	31/05/2016

16/17 Contracted general activity (UDA)	1,192
Carry forward general activity (UDA)	0
16/17 Contracted orthodontic activity (UOA)	0
Carry forward orthodontic activity (UOA)	0
Baseline contract value	£27,509.18

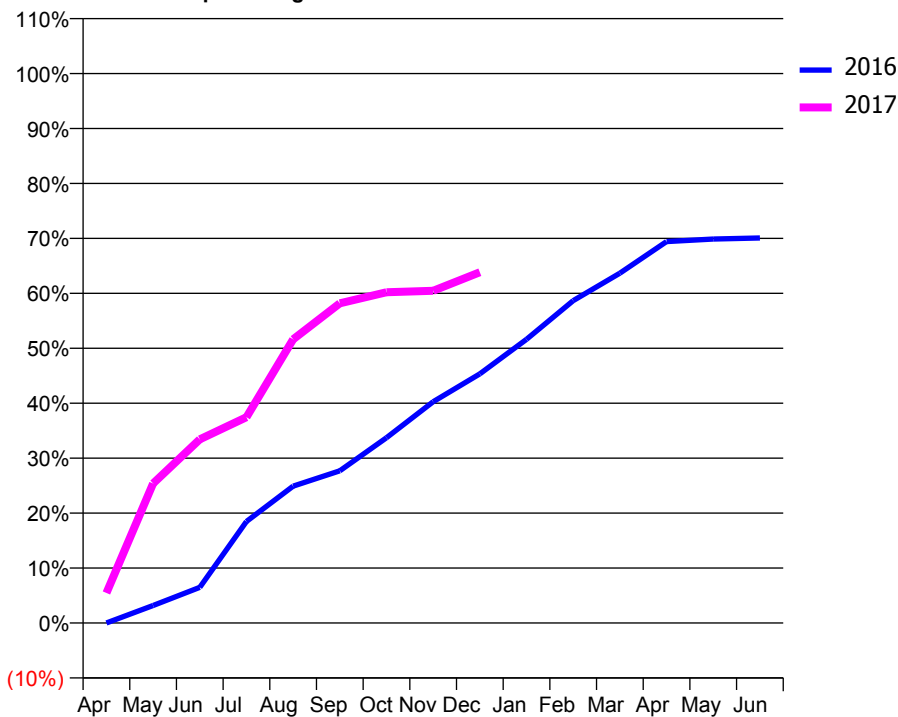
### ACCESS\*

Patients seen in 24 months	Total	Change since previous quarter
Quarter ending December 2015	1,335	
Quarter ending March 2016	1,286	↓
Quarter ending June 2016	1,177	↓
Quarter ending September 2016	766	↓
Quarter ending December 2016	584	↓
<b>Variance since December 2015</b>	<b>(56.3%)</b>	<b>↓</b>



### ACTIVITY

Cumulative percentage of contracted UDA delivered 2016 & 2017



Adjusted Scheduled Activity (UDA)

Month	2016	2017
April	0	65
May	229	303
June	465	399
July	1,321	447
August	1,781	615
September	1,981	694
October	2,411	718
November	2,879	721
December	3,242	761
January	3,692	
February	4,194	
March	4,552	
April	4,962	
May	4,997	
June	5,011	

### QUALITY

	Quantity	Base Number	Contract	AT	Region	England
% of FP17s for the same patient ID Re-attending within 3 months - Children	9	117	7.7%	11.7%	13.4%	12.4%
% of FP17s for the same patient ID Re-attending within 3 months - Adults	95	409	23.2%	15.7%	17.3%	16.6%
% of FP17s for the same patient ID Re-attending between 3 & 9 months - Children	63	117	53.8%	57.3%	58.9%	57.5%
% of FP17s for the same patient ID Re-attending between 3 & 9 months - Adults	223	409	54.5%	52.2%	52.5%	50.4%
% of FP17s for Band 1 Urgent Courses	13	285	4.6%	8.3%	9.3%	9.1%
% of FP17s Relating to Free Repair or Replacements	8	285	2.8%	1.2%	1.0%	0.8%
% of FP17s Relating to Continuations	6	285	2.1%	1.6%	1.5%	1.3%
% of Patients satisfied with the dentistry they have received	2	2	N/A	92.5%	93.1%	92.7%
% of Patients satisfied with the time they had to wait for an appointment	1	2	N/A	90.6%	89.8%	88.8%

\* This is based on patients treated on this contract for their most recent course of treatment. Figures in italics indicate the base number of FP17s or Patient Questionnaire responses are less than 100. N/A is shown where the base number of responses is less than 10 during the period. % is calculated as Quantity/Base number\*100

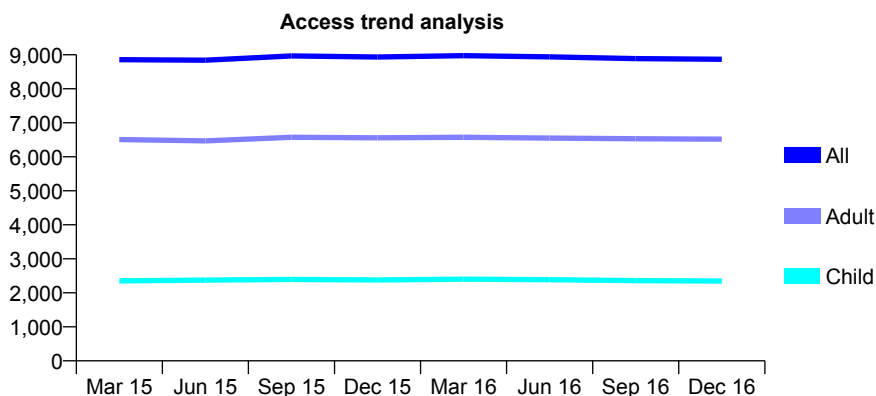
## Q49 - Vital Signs At a Glance Contract Report for 766747/0001 - December 2016

Name or company name	MR S BEDI
Contract type name	GDS Contract
Purpose of contract	General
Contract start date	01/04/2006
Contract end date	

16/17 Contracted general activity (UDA)	25,485
Carry forward general activity (UDA)	0
16/17 Contracted orthodontic activity (UOA)	0
Carry forward orthodontic activity (UOA)	0
Baseline contract value	£655,024.40

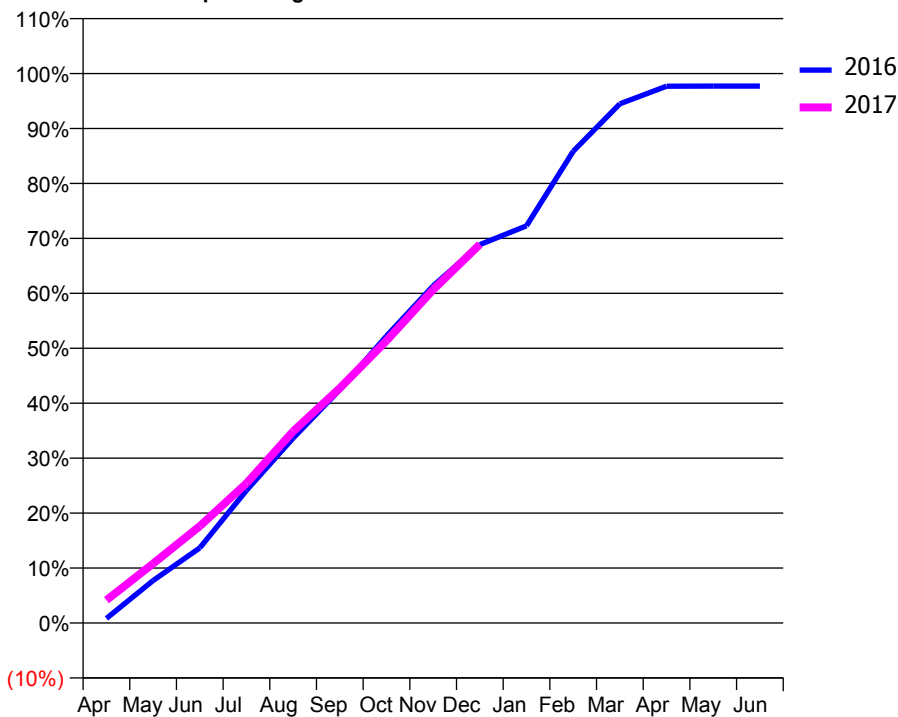
### ACCESS\*

Patients seen in 24 months	Total	Change since previous quarter
Quarter ending December 2015	8,937	
Quarter ending March 2016	8,973	→
Quarter ending June 2016	8,939	→
Quarter ending September 2016	8,890	→
Quarter ending December 2016	8,868	→
<b>Variance since December 2015</b>	<b>(0.8%)</b>	→



### ACTIVITY

Cumulative percentage of contracted UDA delivered 2016 & 2017



Month	Adjusted Scheduled Activity (UDA)	
	2016	2017
April	216	1,058
May	1,973	2,754
June	3,484	4,491
July	6,152	6,479
August	8,575	8,891
September	10,818	10,893
October	13,311	13,086
November	15,638	15,455
December	17,548	17,561
January	18,421	
February	21,875	
March	24,082	
April	24,898	
May	24,901	
June	24,901	

### QUALITY

	Quantity	Base Number	Contract	AT	Region	England
% of FP17s for the same patient ID Re-attending within 3 months - Children	191	2,390	8.0%	11.7%	13.4%	12.4%
% of FP17s for the same patient ID Re-attending within 3 months - Adults	1,111	6,420	17.3%	15.7%	17.3%	16.6%
% of FP17s for the same patient ID Re-attending between 3 & 9 months - Children	1,272	2,390	53.2%	57.3%	58.9%	57.5%
% of FP17s for the same patient ID Re-attending between 3 & 9 months - Adults	3,176	6,420	49.5%	52.2%	52.5%	50.4%
% of FP17s for Band 1 Urgent Courses	625	8,161	7.7%	8.3%	9.3%	9.1%
% of FP17s Relating to Free Repair or Replacements	108	8,161	1.3%	1.2%	1.0%	0.8%
% of FP17s Relating to Continuations	254	8,161	3.1%	1.6%	1.5%	1.3%
% of Patients satisfied with the dentistry they have received	14	14	100.0%	92.5%	93.1%	92.7%
% of Patients satisfied with the time they had to wait for an appointment	14	14	100.0%	90.6%	89.8%	88.8%

\* This is based on patients treated on this contract for their most recent course of treatment. Figures in italics indicate the base number of FP17s or Patient Questionnaire responses are less than 100. N/A is shown where the base number of responses is less than 10 during the period. % is calculated as Quantity/Base number\*100

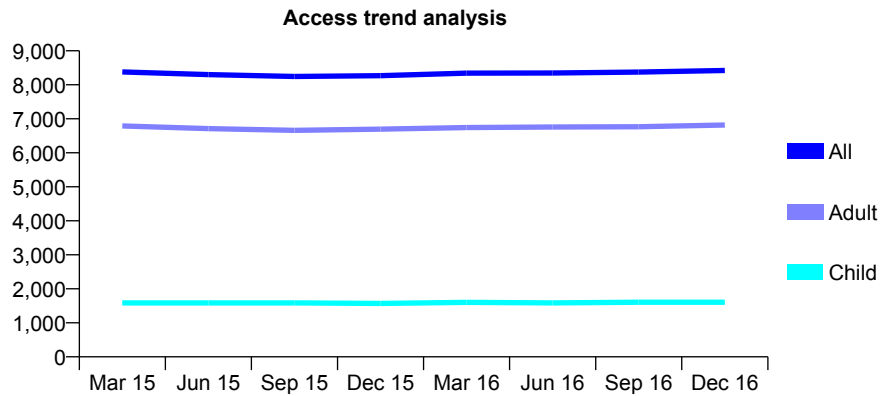
## Q49 - Vital Signs At a Glance Contract Report for 767514/0001 - December 2016

Name or company name	MISS KE BOOTH
Contract type name	GDS Contract
Purpose of contract	General and Orthodontic
Contract start date	01/04/2006
Contract end date	

16/17 Contracted general activity (UDA)	26,094
Carry forward general activity (UDA)	0
16/17 Contracted orthodontic activity (UOA)	220
Carry forward orthodontic activity (UOA)	0
Baseline contract value	£558,332.98

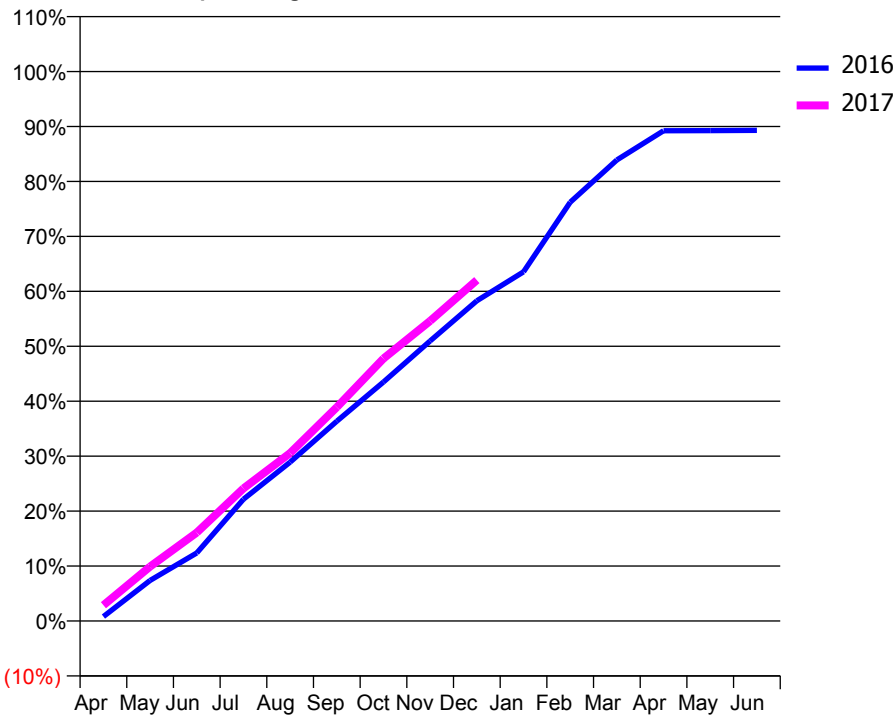
### ACCESS\*

Patients seen in 24 months	Total	Change since previous quarter
Quarter ending December 2015	8,269	
Quarter ending March 2016	8,344	→
Quarter ending June 2016	8,346	→
Quarter ending September 2016	8,373	→
Quarter ending December 2016	8,423	→
<b>Variance since December 2015</b>	<b>1.9%</b>	<b>→</b>



### ACTIVITY

Cumulative percentage of contracted UDA delivered 2016 & 2017



Month	Adjusted Scheduled Activity (UDA)	
	2016	2017
April	213	753
May	1,930	2,590
June	3,231	4,203
July	5,782	6,295
August	7,548	7,976
September	9,491	10,155
October	11,351	12,466
November	13,304	14,253
December	15,205	16,186
January	16,580	
February	19,886	
March	21,896	
April	23,281	
May	23,287	
June	23,296	

### QUALITY

	Quantity	Base Number	Contract	AT	Region	England
% of FP17s for the same patient ID Re-attending within 3 months - Children	158	1,903	8.3%	11.7%	13.4%	12.4%
% of FP17s for the same patient ID Re-attending within 3 months - Adults	1,655	8,036	20.6%	15.7%	17.3%	16.6%
% of FP17s for the same patient ID Re-attending between 3 & 9 months - Children	1,215	1,903	63.8%	57.3%	58.9%	57.5%
% of FP17s for the same patient ID Re-attending between 3 & 9 months - Adults	4,448	8,036	55.4%	52.2%	52.5%	50.4%
% of FP17s for Band 1 Urgent Courses	816	8,735	9.3%	8.3%	9.3%	9.1%
% of FP17s Relating to Free Repair or Replacements	55	8,735	0.6%	1.2%	1.0%	0.8%
% of FP17s Relating to Continuations	42	8,735	0.5%	1.6%	1.5%	1.3%
% of Patients satisfied with the dentistry they have received	16	16	100.0%	92.5%	93.1%	92.7%
% of Patients satisfied with the time they had to wait for an appointment	14	16	87.5%	90.6%	89.8%	88.8%

\* This is based on patients treated on this contract for their most recent course of treatment. Figures in italics indicate the base number of FP17s or Patient Questionnaire responses are less than 100. N/A is shown where the base number of responses is less than 10 during the period. % is calculated as Quantity/Base number\*100

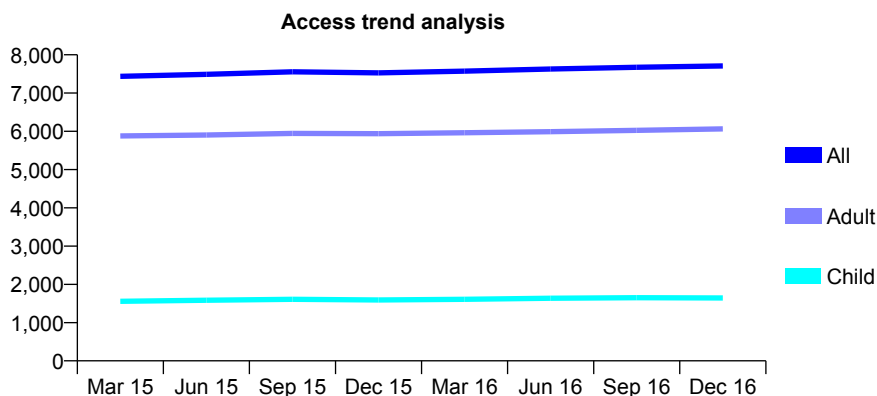
## Q49 - Vital Signs At a Glance Contract Report for 768820/0001 - December 2016

Name or company name	MRS S HYDER
Contract type name	GDS Contract
Purpose of contract	General
Contract start date	01/10/2008
Contract end date	

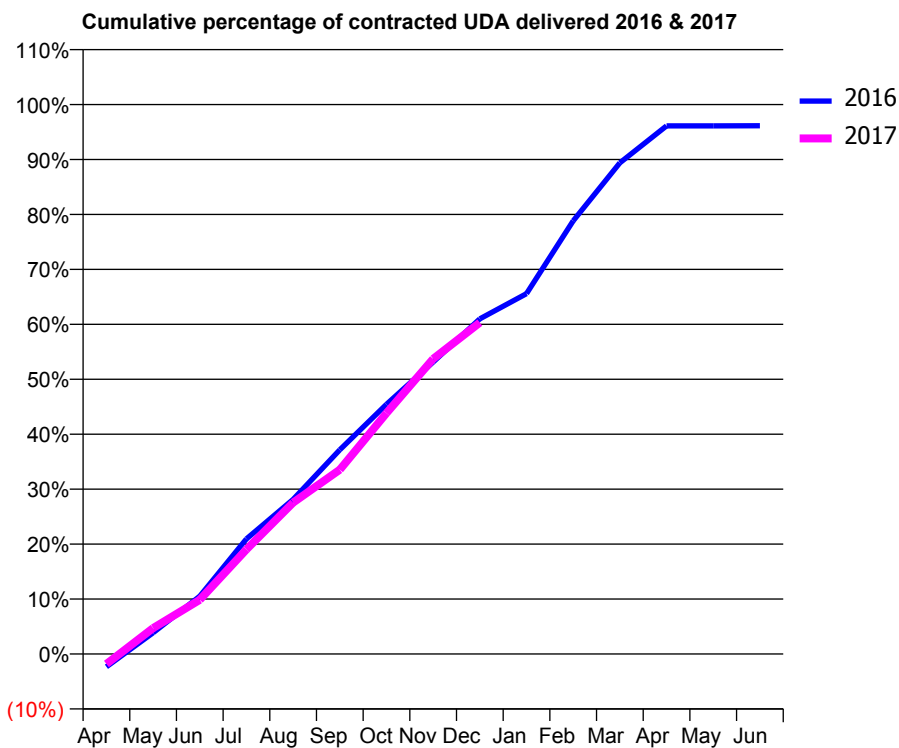
16/17 Contracted general activity (UDA)	21,792
Carry forward general activity (UDA)	845
16/17 Contracted orthodontic activity (UOA)	0
Carry forward orthodontic activity (UOA)	0
Baseline contract value	£515,641.73

### ACCESS\*

Patients seen in 24 months	Total	Change since previous quarter
Quarter ending December 2015	7,527	
Quarter ending March 2016	7,574	→
Quarter ending June 2016	7,628	→
Quarter ending September 2016	7,675	→
Quarter ending December 2016	7,708	→
<b>Variance since December 2015</b>	<b>2.4%</b>	<b>↑</b>



### ACTIVITY



Month	Adjusted Scheduled Activity (UDA)	
	2016	2017
April	-511	-400
May	841	1,030
June	2,290	2,150
July	4,565	4,150
August	6,131	6,007
September	8,100	7,311
October	9,900	9,551
November	11,579	11,704
December	13,291	13,144
January	14,291	
February	17,180	
March	19,477	
April	20,946	
May	20,946	
June	20,947	

### QUALITY

	Quantity	Base Number	Contract	AT	Region	England
% of FP17s for the same patient ID Re-attending within 3 months - Children	136	1,897	7.2%	11.7%	13.4%	12.4%
% of FP17s for the same patient ID Re-attending within 3 months - Adults	1,205	6,943	17.4%	15.7%	17.3%	16.6%
% of FP17s for the same patient ID Re-attending between 3 & 9 months - Children	1,207	1,897	63.6%	57.3%	58.9%	57.5%
% of FP17s for the same patient ID Re-attending between 3 & 9 months - Adults	4,032	6,943	58.1%	52.2%	52.5%	50.4%
% of FP17s for Band 1 Urgent Courses	780	7,341	10.6%	8.3%	9.3%	9.1%
% of FP17s Relating to Free Repair or Replacements	113	7,341	1.5%	1.2%	1.0%	0.8%
% of FP17s Relating to Continuations	68	7,341	0.9%	1.6%	1.5%	1.3%
% of Patients satisfied with the dentistry they have received	10	10	100.0%	92.5%	93.1%	92.7%
% of Patients satisfied with the time they had to wait for an appointment	10	10	100.0%	90.6%	89.8%	88.8%

\* This is based on patients treated on this contract for their most recent course of treatment. Figures in italics indicate the base number of FP17s or Patient Questionnaire responses are less than 100. N/A is shown where the base number of responses is less than 10 during the period. % is calculated as Quantity/Base number\*100

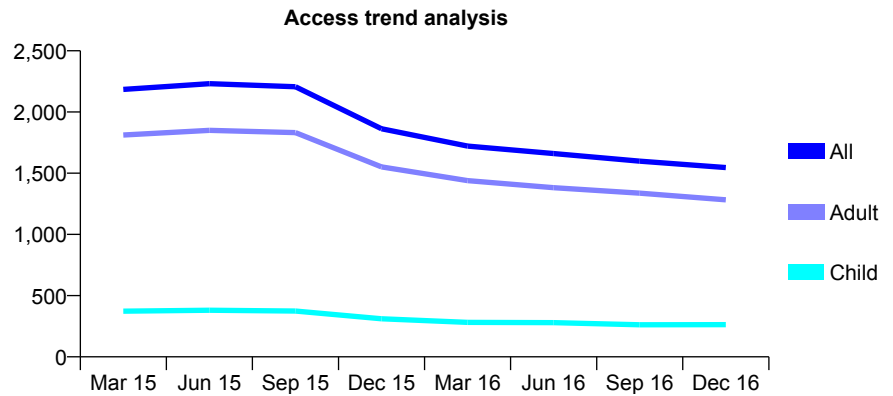
## Q49 - Vital Signs At a Glance Contract Report for 769207/0001 - December 2016

Name or company name	MR SC FRANCIS
Contract type name	GDS Contract
Purpose of contract	General
Contract start date	01/09/2013
Contract end date	

16/17 Contracted general activity (UDA)	8,557
Carry forward general activity (UDA)	0
16/17 Contracted orthodontic activity (UOA)	0
Carry forward orthodontic activity (UOA)	0
Baseline contract value	£210,922.69

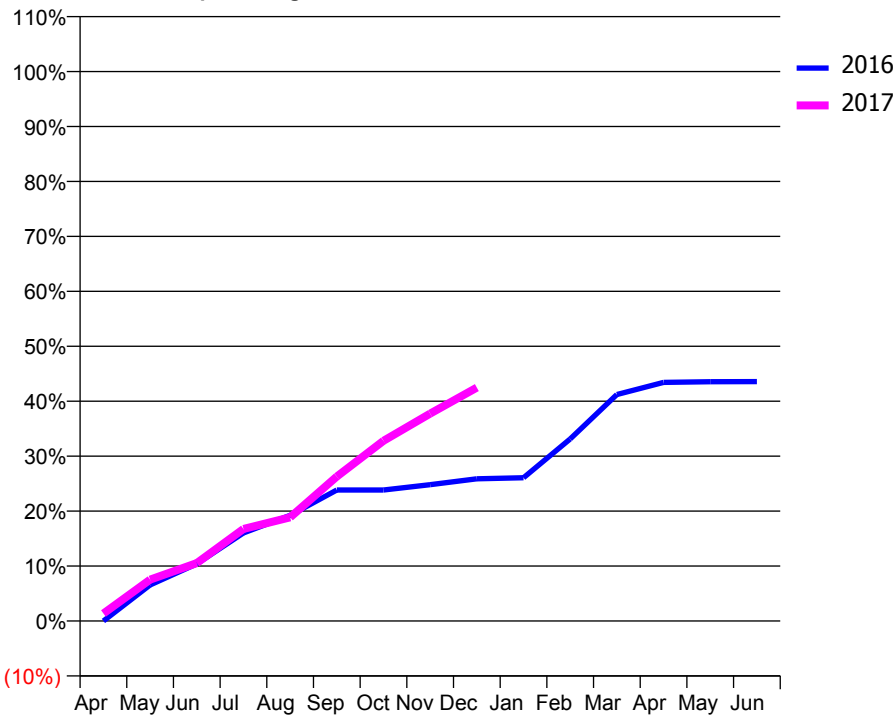
### ACCESS\*

Patients seen in 24 months	Total	Change since previous quarter
Quarter ending December 2015	1,863	
Quarter ending March 2016	1,722	↓
Quarter ending June 2016	1,661	↓
Quarter ending September 2016	1,599	↓
Quarter ending December 2016	1,546	↓
<b>Variance since December 2015</b>	<b>(17.0%)</b>	<b>↓</b>



### ACTIVITY

Cumulative percentage of contracted UDA delivered 2016 & 2017



Month	Adjusted Scheduled Activity (UDA)	
	2016	2017
April	1	117
May	562	645
June	889	903
July	1,372	1,434
August	1,646	1,615
September	2,040	2,250
October	2,040	2,806
November	2,124	3,229
December	2,215	3,635
January	2,231	
February	2,835	
March	3,527	
April	3,716	
May	3,727	
June	3,728	

### QUALITY

	Quantity	Base Number	Contract	AT	Region	England
% of FP17s for the same patient ID Re-attending within 3 months - Children	14	244	5.7%	11.7%	13.4%	12.4%
% of FP17s for the same patient ID Re-attending within 3 months - Adults	229	1,284	17.8%	15.7%	17.3%	16.6%
% of FP17s for the same patient ID Re-attending between 3 & 9 months - Children	87	244	35.7%	57.3%	58.9%	57.5%
% of FP17s for the same patient ID Re-attending between 3 & 9 months - Adults	542	1,284	42.2%	52.2%	52.5%	50.4%
% of FP17s for Band 1 Urgent Courses	14	1,446	1.0%	8.3%	9.3%	9.1%
% of FP17s Relating to Free Repair or Replacements	89	1,446	6.2%	1.2%	1.0%	0.8%
% of FP17s Relating to Continuations	56	1,446	3.9%	1.6%	1.5%	1.3%
% of Patients satisfied with the dentistry they have received	1	1	N/A	92.5%	93.1%	92.7%
% of Patients satisfied with the time they had to wait for an appointment	1	1	N/A	90.6%	89.8%	88.8%

\* This is based on patients treated on this contract for their most recent course of treatment. Figures in italics indicate the base number of FP17s or Patient Questionnaire responses are less than 100. N/A is shown where the base number of responses is less than 10 during the period. % is calculated as Quantity/Base number\*100

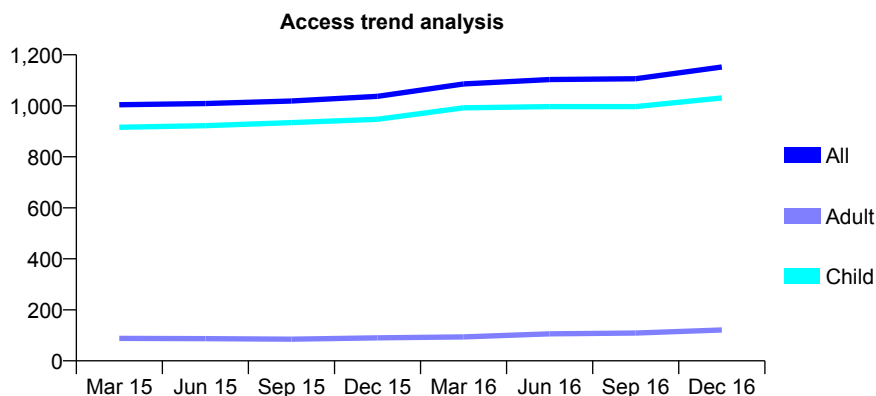
## Q49 - Vital Signs At a Glance Contract Report for 781525/0001 - December 2016

Name or company name	Ardent Dental Care Practice Partnership
Contract type name	GDS Contract
Purpose of contract	General
Contract start date	01/07/2012
Contract end date	

16/17 Contracted general activity (UDA)	3,404
Carry forward general activity (UDA)	0
16/17 Contracted orthodontic activity (UOA)	0
Carry forward orthodontic activity (UOA)	0
Baseline contract value	£80,485.32

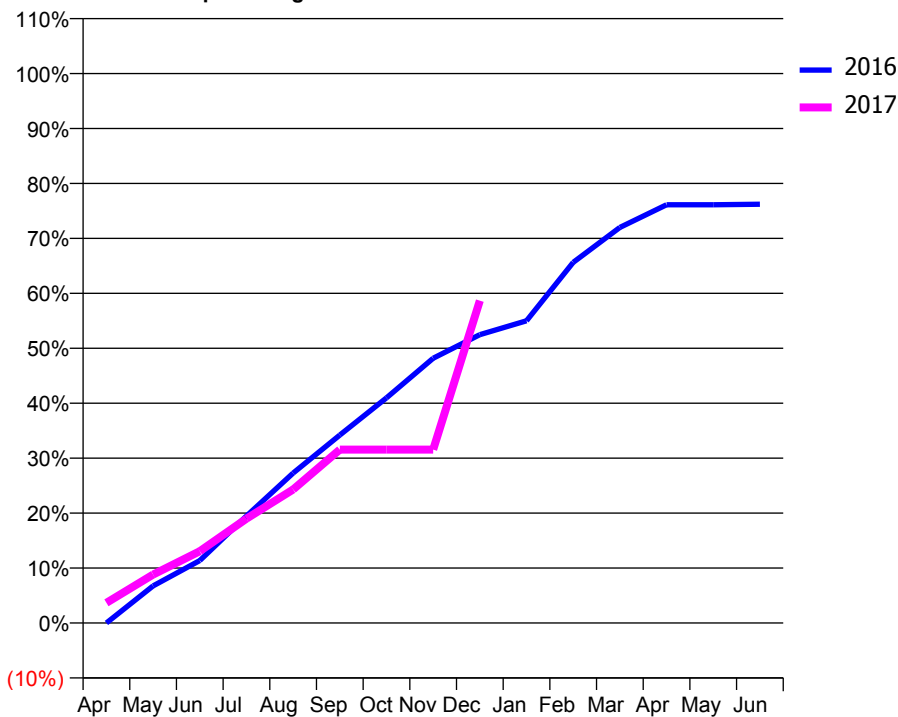
### ACCESS\*

Patients seen in 24 months	Total	Change since previous quarter
Quarter ending December 2015	1,037	
Quarter ending March 2016	1,086	↑
Quarter ending June 2016	1,103	→
Quarter ending September 2016	1,106	→
Quarter ending December 2016	1,152	↑
<b>Variance since December 2015</b>	<b>11.1%</b>	<b>↑</b>



### ACTIVITY

Cumulative percentage of contracted UDA delivered 2016 & 2017



Month	Adjusted Scheduled Activity (UDA)	
	2016	2017
April	0	125
May	230	301
June	387	445
July	663	646
August	929	827
September	1,164	1,075
October	1,395	1,075
November	1,640	1,075
December	1,786	1,997
January	1,872	
February	2,234	
March	2,450	
April	2,591	
May	2,591	
June	2,594	

### QUALITY

	Quantity	Base Number	Contract	AT	Region	England
% of FP17s for the same patient ID Re-attending within 3 months - Children	128	1,354	9.5%	11.7%	13.4%	12.4%
% of FP17s for the same patient ID Re-attending within 3 months - Adults	3	33	9.1%	15.7%	17.3%	16.6%
% of FP17s for the same patient ID Re-attending between 3 & 9 months - Children	872	1,354	64.4%	57.3%	58.9%	57.5%
% of FP17s for the same patient ID Re-attending between 3 & 9 months - Adults	9	33	27.3%	52.2%	52.5%	50.4%
% of FP17s for Band 1 Urgent Courses	41	1,283	3.2%	8.3%	9.3%	9.1%
% of FP17s Relating to Free Repair or Replacements	1	1,283	0.1%	1.2%	1.0%	0.8%
% of FP17s Relating to Continuations	5	1,283	0.4%	1.6%	1.5%	1.3%
% of Patients satisfied with the dentistry they have received	1	1	N/A	92.5%	93.1%	92.7%
% of Patients satisfied with the time they had to wait for an appointment	1	1	N/A	90.6%	89.8%	88.8%

\* This is based on patients treated on this contract for their most recent course of treatment. Figures in italics indicate the base number of FP17s or Patient Questionnaire responses are less than 100. N/A is shown where the base number of responses is less than 10 during the period. % is calculated as Quantity/Base number\*100

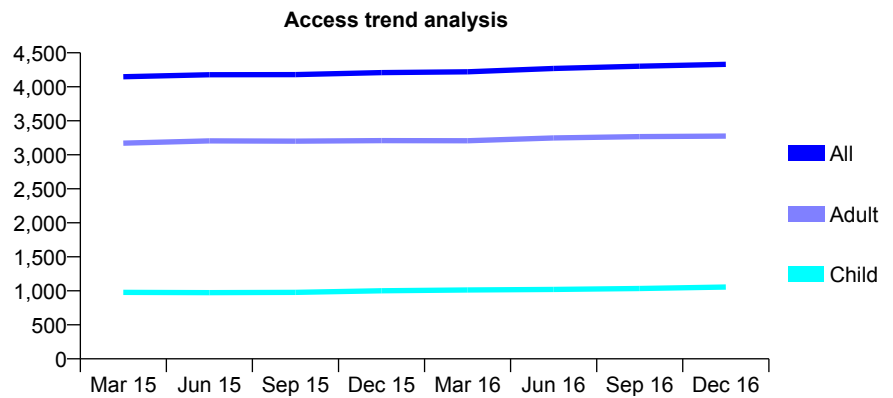
## Q49 - Vital Signs At a Glance Contract Report for 784540/0001 - December 2016

Name or company name	JL and VA Gamon
Contract type name	GDS Contract
Purpose of contract	General and Orthodontic
Contract start date	12/04/2009
Contract end date	

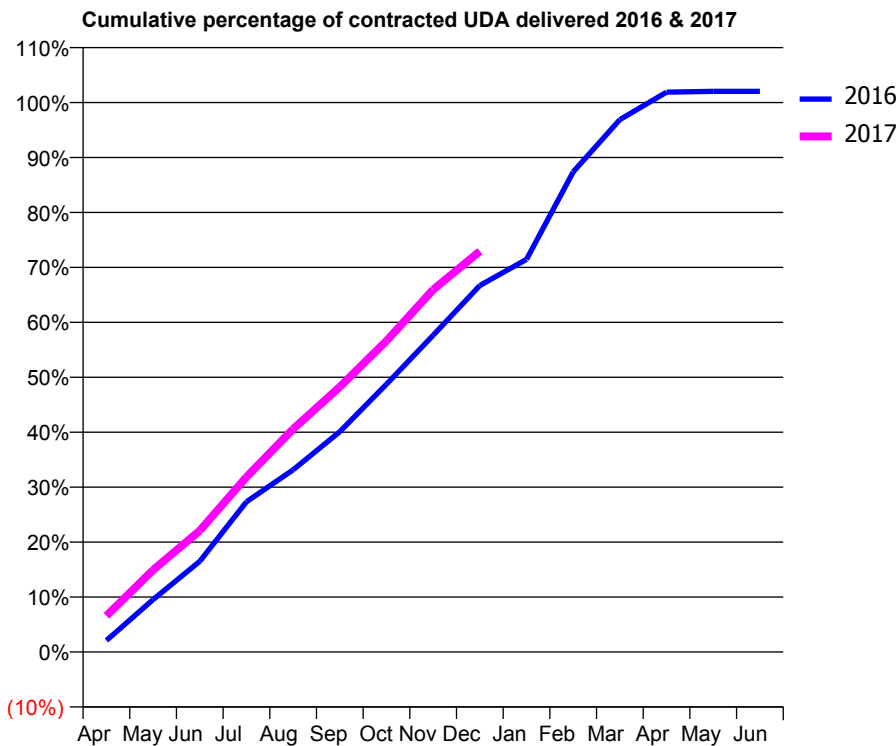
16/17 Contracted general activity (UDA)	13,247
Carry forward general activity (UDA)	-238
16/17 Contracted orthodontic activity (UOA)	375
Carry forward orthodontic activity (UOA)	0
Baseline contract value	£315,048.45

### ACCESS\*

Patients seen in 24 months	Total	Change since previous quarter
Quarter ending December 2015	4,208	
Quarter ending March 2016	4,220	→
Quarter ending June 2016	4,269	→
Quarter ending September 2016	4,302	→
Quarter ending December 2016	4,330	→
<b>Variance since December 2015</b>	<b>2.9%</b>	<b>↑</b>



### ACTIVITY



Month	Adjusted Scheduled Activity (UDA)	
	2016	2017
April	279	873
May	1,261	1,979
June	2,183	2,927
July	3,613	4,219
August	4,382	5,375
September	5,298	6,392
October	6,439	7,501
November	7,616	8,737
December	8,814	9,660
January	9,441	
February	11,545	
March	12,801	
April	13,463	
May	13,480	
June	13,480	

### QUALITY

	Quantity	Base Number	Contract	AT	Region	England
% of FP17s for the same patient ID Re-attending within 3 months - Children	133	1,200	11.1%	11.7%	13.4%	12.4%
% of FP17s for the same patient ID Re-attending within 3 months - Adults	446	3,170	14.1%	15.7%	17.3%	16.6%
% of FP17s for the same patient ID Re-attending between 3 & 9 months - Children	638	1,200	53.2%	57.3%	58.9%	57.5%
% of FP17s for the same patient ID Re-attending between 3 & 9 months - Adults	1,542	3,170	48.6%	52.2%	52.5%	50.4%
% of FP17s for Band 1 Urgent Courses	261	4,094	6.4%	8.3%	9.3%	9.1%
% of FP17s Relating to Free Repair or Replacements	40	4,094	1.0%	1.2%	1.0%	0.8%
% of FP17s Relating to Continuations	85	4,094	2.1%	1.6%	1.5%	1.3%
% of Patients satisfied with the dentistry they have received	5	5	N/A	92.5%	93.1%	92.7%
% of Patients satisfied with the time they had to wait for an appointment	4	5	N/A	90.6%	89.8%	88.8%

\* This is based on patients treated on this contract for their most recent course of treatment. Figures in italics indicate the base number of FP17s or Patient Questionnaire responses are less than 100. N/A is shown where the base number of responses is less than 10 during the period. % is calculated as Quantity/Base number\*100



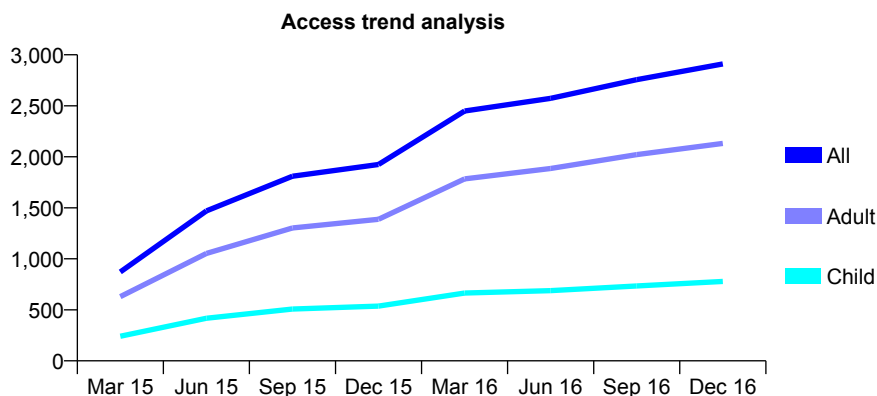
## Q49 - Vital Signs At a Glance Contract Report for 789348/0001 - December 2016

Name or company name	MR B MOHRI
Contract type name	GDS Contract
Purpose of contract	General
Contract start date	01/01/2015
Contract end date	

16/17 Contracted general activity (UDA)	11,409
Carry forward general activity (UDA)	0
16/17 Contracted orthodontic activity (UOA)	0
Carry forward orthodontic activity (UOA)	0
Baseline contract value	£244,715.85

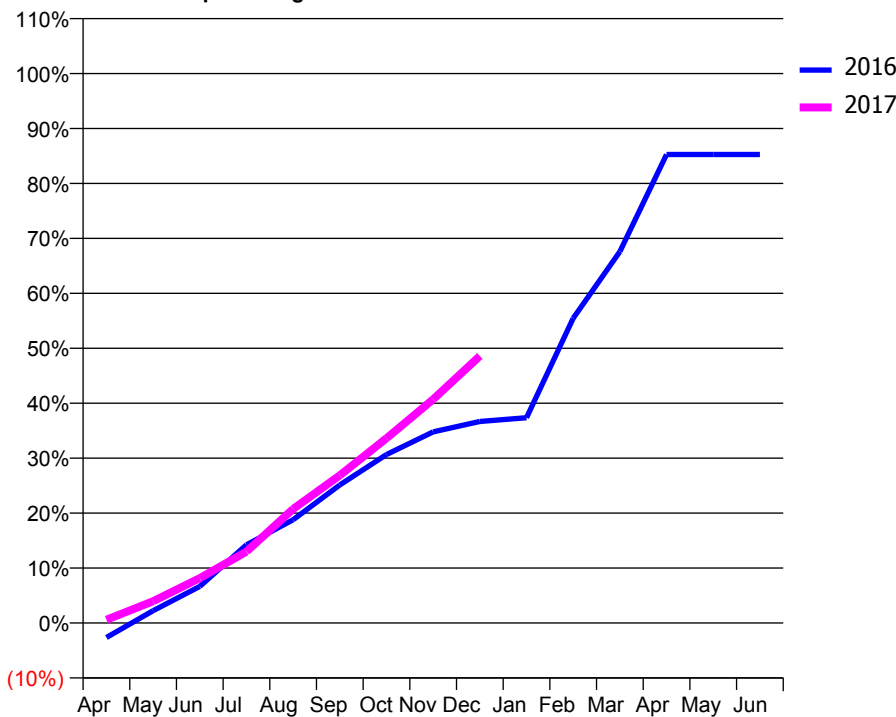
### ACCESS\*

Patients seen in 24 months	Total	Change since previous quarter
Quarter ending December 2015	1,925	
Quarter ending March 2016	2,449	↑
Quarter ending June 2016	2,573	↑
Quarter ending September 2016	2,756	↑
Quarter ending December 2016	2,910	↑
<b>Variance since December 2015</b>	<b>51.2%</b>	<b>↑</b>



### ACTIVITY

**Cumulative percentage of contracted UDA delivered 2016 & 2017**



Month	Adjusted Scheduled Activity (UDA)	
	2016	2017
April	-303	68
May	257	454
June	760	933
July	1,624	1,482
August	2,145	2,368
September	2,867	3,066
October	3,499	3,837
November	3,968	4,645
December	4,184	5,544
January	4,262	
February	6,328	
March	7,712	
April	9,726	
May	9,726	
June	9,726	

### QUALITY

	Quantity	Base Number	Contract	AT	Region	England
% of FP17s for the same patient ID Re-attending within 3 months - Children	63	707	8.9%	11.7%	13.4%	12.4%
% of FP17s for the same patient ID Re-attending within 3 months - Adults	324	1,937	16.7%	15.7%	17.3%	16.6%
% of FP17s for the same patient ID Re-attending between 3 & 9 months - Children	301	707	42.6%	57.3%	58.9%	57.5%
% of FP17s for the same patient ID Re-attending between 3 & 9 months - Adults	750	1,937	38.7%	52.2%	52.5%	50.4%
% of FP17s for Band 1 Urgent Courses	232	2,301	10.1%	8.3%	9.3%	9.1%
% of FP17s Relating to Free Repair or Replacements	9	2,301	0.4%	1.2%	1.0%	0.8%
% of FP17s Relating to Continuations	33	2,301	1.4%	1.6%	1.5%	1.3%
% of Patients satisfied with the dentistry they have received	0	0	N/A	92.5%	93.1%	92.7%
% of Patients satisfied with the time they had to wait for an appointment	0	0	N/A	90.6%	89.8%	88.8%

\* This is based on patients treated on this contract for their most recent course of treatment. Figures in italics indicate the base number of FP17s or Patient Questionnaire responses are less than 100. N/A is shown where the base number of responses is less than 10 during the period. % is calculated as Quantity/Base number\*100

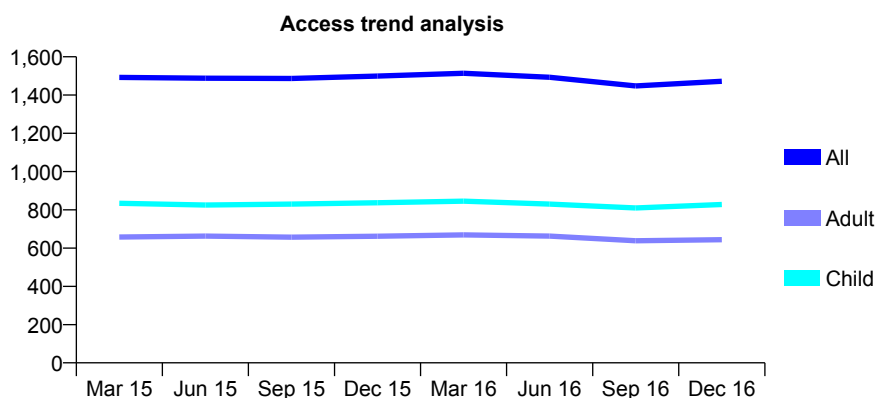
## Q49 - Vital Signs At a Glance Contract Report for 804991/0001 - December 2016

Name or company name	MR RE CHAPMAN
Contract type name	GDS Contract
Purpose of contract	General
Contract start date	01/04/2006
Contract end date	

16/17 Contracted general activity (UDA)	5,066
Carry forward general activity (UDA)	0
16/17 Contracted orthodontic activity (UOA)	0
Carry forward orthodontic activity (UOA)	0
Baseline contract value	£117,908.64

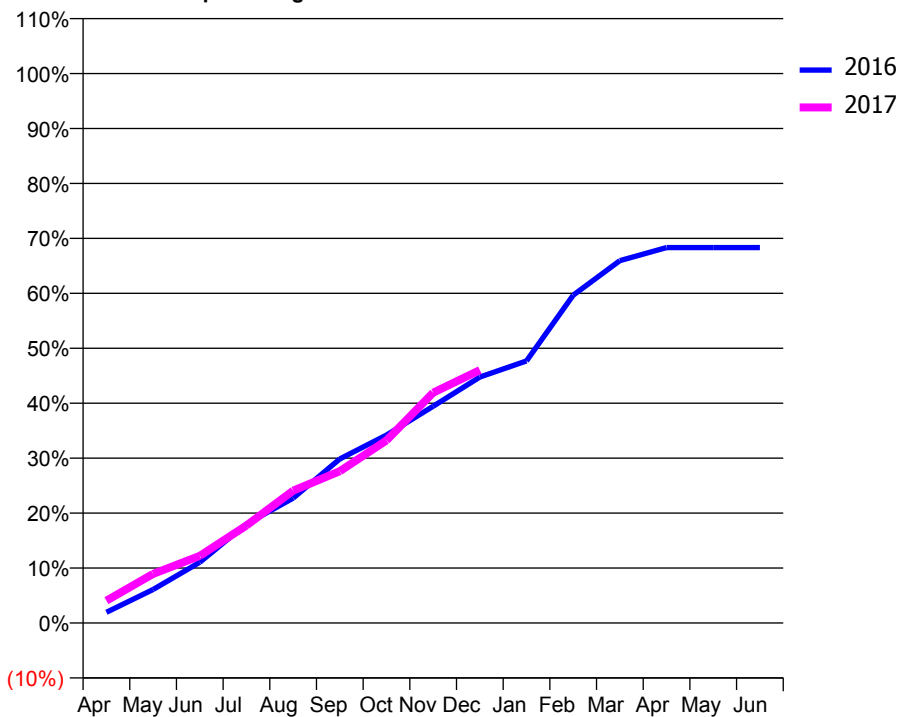
### ACCESS\*

Patients seen in 24 months	Total	Change since previous quarter
Quarter ending December 2015	1,499	
Quarter ending March 2016	1,514	→
Quarter ending June 2016	1,493	↓
Quarter ending September 2016	1,448	↓
Quarter ending December 2016	1,472	→
<b>Variance since December 2015</b>	<b>(1.8%)</b>	<b>↓</b>



### ACTIVITY

Cumulative percentage of contracted UDA delivered 2016 & 2017



Month	Adjusted Scheduled Activity (UDA)	
	2016	2017
April	99	206
May	310	453
June	560	619
July	913	900
August	1,151	1,220
September	1,513	1,400
October	1,732	1,684
November	1,998	2,124
December	2,268	2,331
January	2,416	
February	3,022	
March	3,341	
April	3,462	
May	3,462	
June	3,462	

### QUALITY

	Quantity	Base Number	Contract	AT	Region	England
% of FP17s for the same patient ID Re-attending within 3 months - Children	43	787	5.5%	11.7%	13.4%	12.4%
% of FP17s for the same patient ID Re-attending within 3 months - Adults	84	546	15.4%	15.7%	17.3%	16.6%
% of FP17s for the same patient ID Re-attending between 3 & 9 months - Children	499	787	63.4%	57.3%	58.9%	57.5%
% of FP17s for the same patient ID Re-attending between 3 & 9 months - Adults	268	546	49.1%	52.2%	52.5%	50.4%
% of FP17s for Band 1 Urgent Courses	12	1,268	0.9%	8.3%	9.3%	9.1%
% of FP17s Relating to Free Repair or Replacements	3	1,268	0.2%	1.2%	1.0%	0.8%
% of FP17s Relating to Continuations	2	1,268	0.2%	1.6%	1.5%	1.3%
% of Patients satisfied with the dentistry they have received	1	1	N/A	92.5%	93.1%	92.7%
% of Patients satisfied with the time they had to wait for an appointment	1	1	N/A	90.6%	89.8%	88.8%

\* This is based on patients treated on this contract for their most recent course of treatment. Figures in italics indicate the base number of FP17s or Patient Questionnaire responses are less than 100. N/A is shown where the base number of responses is less than 10 during the period. % is calculated as Quantity/Base number\*100

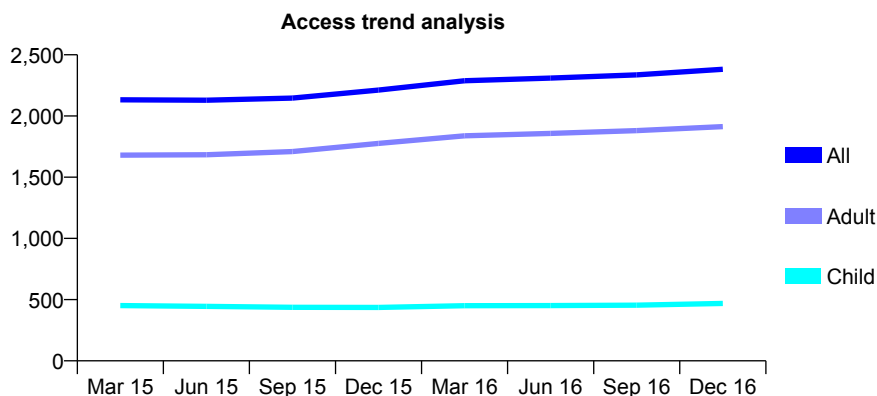
## Q49 - Vital Signs At a Glance Contract Report for 808172/0001 - December 2016

Name or company name	MRS F BUCHANAN
Contract type name	GDS Contract
Purpose of contract	General and Orthodontic
Contract start date	01/04/2006
Contract end date	

16/17 Contracted general activity (UDA)	5,697
Carry forward general activity (UDA)	0
16/17 Contracted orthodontic activity (UOA)	0
Carry forward orthodontic activity (UOA)	0
Baseline contract value	£164,957.10

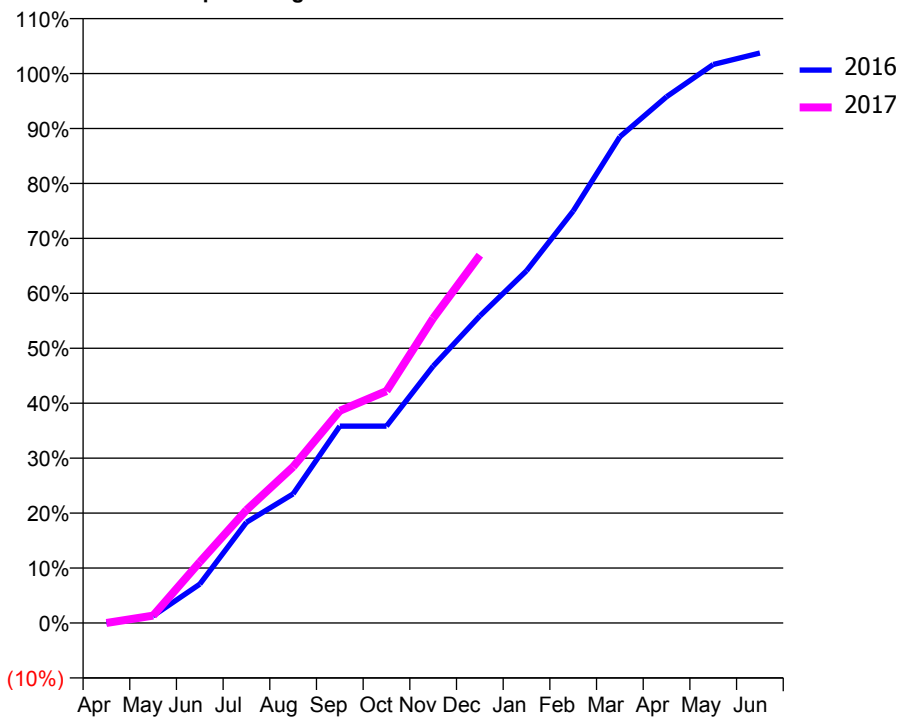
### ACCESS\*

Patients seen in 24 months	Total	Change since previous quarter
Quarter ending December 2015	2,212	
Quarter ending March 2016	2,288	↑
Quarter ending June 2016	2,310	→
Quarter ending September 2016	2,336	→
Quarter ending December 2016	2,382	→
<b>Variance since December 2015</b>	<b>7.7%</b>	<b>↑</b>



### ACTIVITY

Cumulative percentage of contracted UDA delivered 2016 & 2017



Month	Adjusted Scheduled Activity (UDA)	
	2016	2017
April	0	0
May	73	77
June	401	633
July	1,038	1,171
August	1,331	1,620
September	2,028	2,200
October	2,028	2,405
November	2,648	3,160
December	3,164	3,814
January	3,630	
February	4,245	
March	5,012	
April	5,424	
May	5,757	
June	5,874	

### QUALITY

	Quantity	Base Number	Contract	AT	Region	England
% of FP17s for the same patient ID Re-attending within 3 months - Children	81	562	14.4%	11.7%	13.4%	12.4%
% of FP17s for the same patient ID Re-attending within 3 months - Adults	199	1,936	10.3%	15.7%	17.3%	16.6%
% of FP17s for the same patient ID Re-attending between 3 & 9 months - Children	330	562	58.7%	57.3%	58.9%	57.5%
% of FP17s for the same patient ID Re-attending between 3 & 9 months - Adults	1,163	1,936	60.1%	52.2%	52.5%	50.4%
% of FP17s for Band 1 Urgent Courses	24	2,117	1.1%	8.3%	9.3%	9.1%
% of FP17s Relating to Free Repair or Replacements	13	2,117	0.6%	1.2%	1.0%	0.8%
% of FP17s Relating to Continuations	17	2,117	0.8%	1.6%	1.5%	1.3%
% of Patients satisfied with the dentistry they have received	3	3	N/A	92.5%	93.1%	92.7%
% of Patients satisfied with the time they had to wait for an appointment	3	3	N/A	90.6%	89.8%	88.8%

\* This is based on patients treated on this contract for their most recent course of treatment. Figures in italics indicate the base number of FP17s or Patient Questionnaire responses are less than 100. N/A is shown where the base number of responses is less than 10 during the period. % is calculated as Quantity/Base number\*100

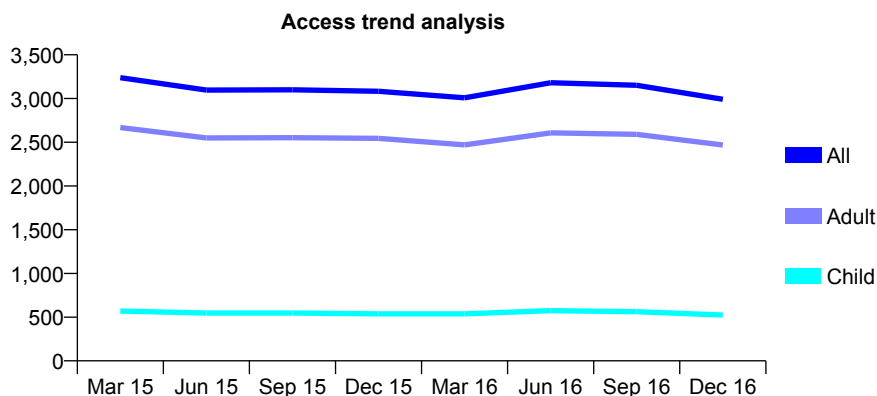
## Q49 - Vital Signs At a Glance Contract Report for 813257/0001 - December 2016

Name or company name	The Berwick Dental Practice Partnership
Contract type name	GDS Contract
Purpose of contract	General
Contract start date	01/04/2006
Contract end date	

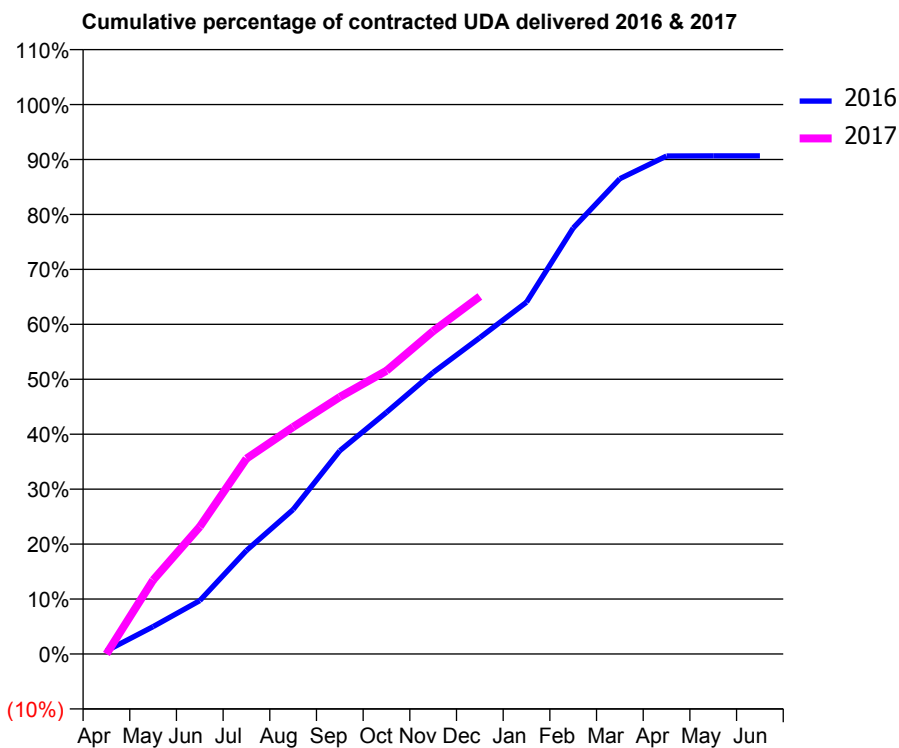
16/17 Contracted general activity (UDA)	10,736
Carry forward general activity (UDA)	0
16/17 Contracted orthodontic activity (UOA)	0
Carry forward orthodontic activity (UOA)	0
Baseline contract value	£272,583.76

### ACCESS\*

Patients seen in 24 months	Total	Change since previous quarter
Quarter ending December 2015	3,083	
Quarter ending March 2016	3,008	↓
Quarter ending June 2016	3,181	↑
Quarter ending September 2016	3,152	→
Quarter ending December 2016	2,992	↓
<b>Variance since December 2015</b>	<b>(3.0%)</b>	<b>↓</b>



### ACTIVITY



Month	Adjusted Scheduled Activity (UDA)	
	2016	2017
April	61	0
May	535	1,444
June	1,043	2,487
July	2,023	3,818
August	2,823	4,435
September	3,971	5,022
October	4,721	5,536
November	5,502	6,310
December	6,180	6,985
January	6,874	
February	8,322	
March	9,286	
April	9,729	
May	9,731	
June	9,731	

### QUALITY

	Quantity	Base Number	Contract	AT	Region	England
% of FP17s for the same patient ID Re-attending within 3 months - Children	43	612	7.0%	11.7%	13.4%	12.4%
% of FP17s for the same patient ID Re-attending within 3 months - Adults	422	2,883	14.6%	15.7%	17.3%	16.6%
% of FP17s for the same patient ID Re-attending between 3 & 9 months - Children	342	612	55.9%	57.3%	58.9%	57.5%
% of FP17s for the same patient ID Re-attending between 3 & 9 months - Adults	1,689	2,883	58.6%	52.2%	52.5%	50.4%
% of FP17s for Band 1 Urgent Courses	220	3,281	6.7%	8.3%	9.3%	9.1%
% of FP17s Relating to Free Repair or Replacements	44	3,281	1.3%	1.2%	1.0%	0.8%
% of FP17s Relating to Continuations	47	3,281	1.4%	1.6%	1.5%	1.3%
% of Patients satisfied with the dentistry they have received	3	3	N/A	92.5%	93.1%	92.7%
% of Patients satisfied with the time they had to wait for an appointment	2	3	N/A	90.6%	89.8%	88.8%

\* This is based on patients treated on this contract for their most recent course of treatment. Figures in italics indicate the base number of FP17s or Patient Questionnaire responses are less than 100. N/A is shown where the base number of responses is less than 10 during the period. % is calculated as Quantity/Base number\*100

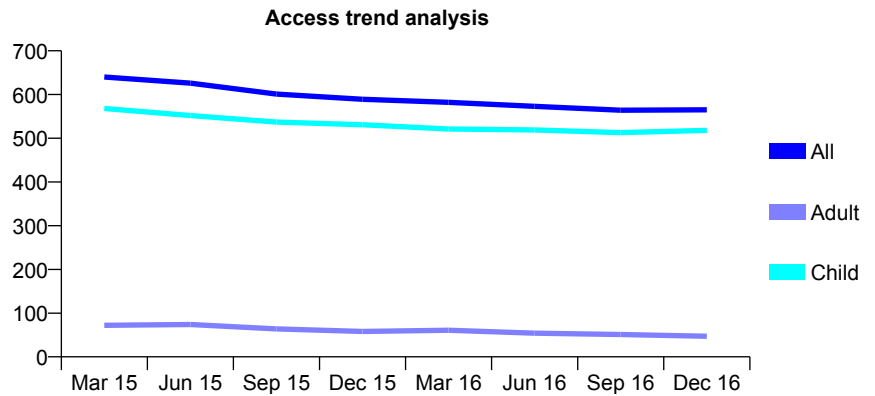
## Q49 - Vital Signs At a Glance Contract Report for 814016/0001 - December 2016

Name or company name	MR JW LEIGH
Contract type name	GDS Contract
Purpose of contract	General
Contract start date	01/04/2006
Contract end date	

16/17 Contracted general activity (UDA)	1,250
Carry forward general activity (UDA)	0
16/17 Contracted orthodontic activity (UOA)	0
Carry forward orthodontic activity (UOA)	0
Baseline contract value	£30,014.66

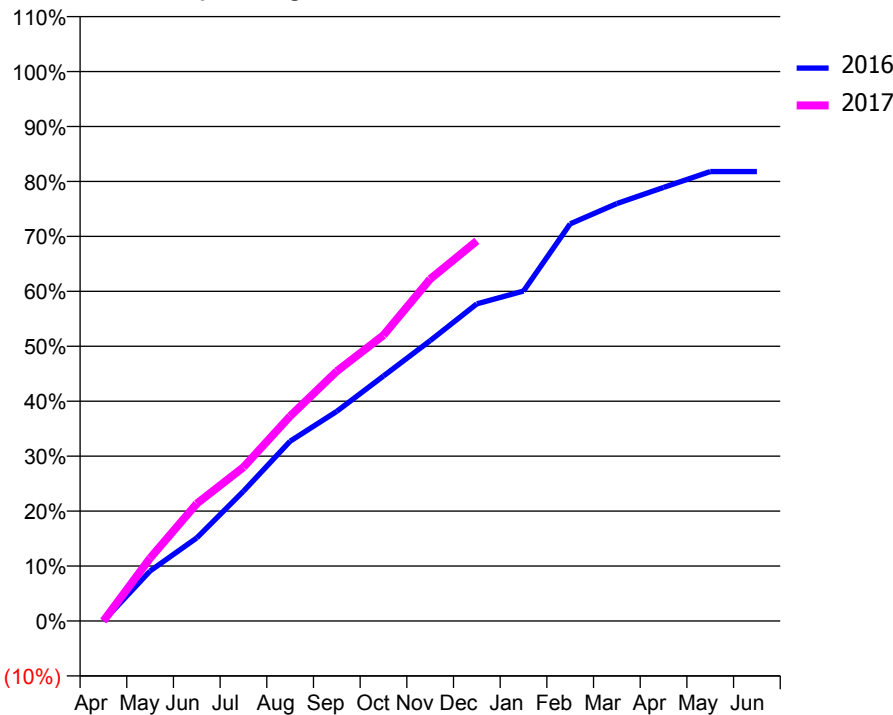
### ACCESS\*

Patients seen in 24 months	Total	Change since previous quarter
Quarter ending December 2015	589	
Quarter ending March 2016	582	↓
Quarter ending June 2016	573	↓
Quarter ending September 2016	564	↓
Quarter ending December 2016	565	→
<b>Variance since December 2015</b>	<b>(4.1%)</b>	<b>↓</b>



### ACTIVITY

Cumulative percentage of contracted UDA delivered 2016 & 2017



Month	Adjusted Scheduled Activity (UDA)	
	2016	2017
April	0	0
May	146	143
June	242	267
July	378	350
August	523	466
September	610	568
October	713	650
November	816	778
December	923	865
January	961	
February	1,156	
March	1,215	
April	1,262	
May	1,309	
June	1,309	

### QUALITY

	Quantity	Base Number	Contract	AT	Region	England
% of FP17s for the same patient ID Re-attending within 3 months - Children	37	650	5.7%	11.7%	13.4%	12.4%
% of FP17s for the same patient ID Re-attending within 3 months - Adults	0	0	N/A	15.7%	17.3%	16.6%
% of FP17s for the same patient ID Re-attending between 3 & 9 months - Children	449	650	69.1%	57.3%	58.9%	57.5%
% of FP17s for the same patient ID Re-attending between 3 & 9 months - Adults	0	0	N/A	52.2%	52.5%	50.4%
% of FP17s for Band 1 Urgent Courses	4	585	0.7%	8.3%	9.3%	9.1%
% of FP17s Relating to Free Repair or Replacements	0	585	0.0%	1.2%	1.0%	0.8%
% of FP17s Relating to Continuations	0	585	0.0%	1.6%	1.5%	1.3%
% of Patients satisfied with the dentistry they have received	1	1	N/A	92.5%	93.1%	92.7%
% of Patients satisfied with the time they had to wait for an appointment	1	1	N/A	90.6%	89.8%	88.8%

\* This is based on patients treated on this contract for their most recent course of treatment. Figures in italics indicate the base number of FP17s or Patient Questionnaire responses are less than 100. N/A is shown where the base number of responses is less than 10 during the period. % is calculated as Quantity/Base number\*100

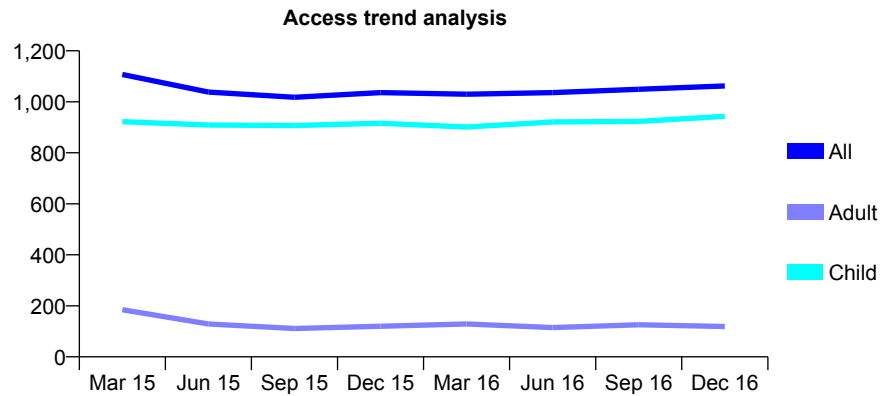
## Q49 - Vital Signs At a Glance Contract Report for 817201/0001 - December 2016

Name or company name	MR JB LEWIS
Contract type name	GDS Contract
Purpose of contract	General
Contract start date	01/04/2011
Contract end date	

16/17 Contracted general activity (UDA)	2,408
Carry forward general activity (UDA)	106
16/17 Contracted orthodontic activity (UOA)	0
Carry forward orthodontic activity (UOA)	0
Baseline contract value	£57,644.62

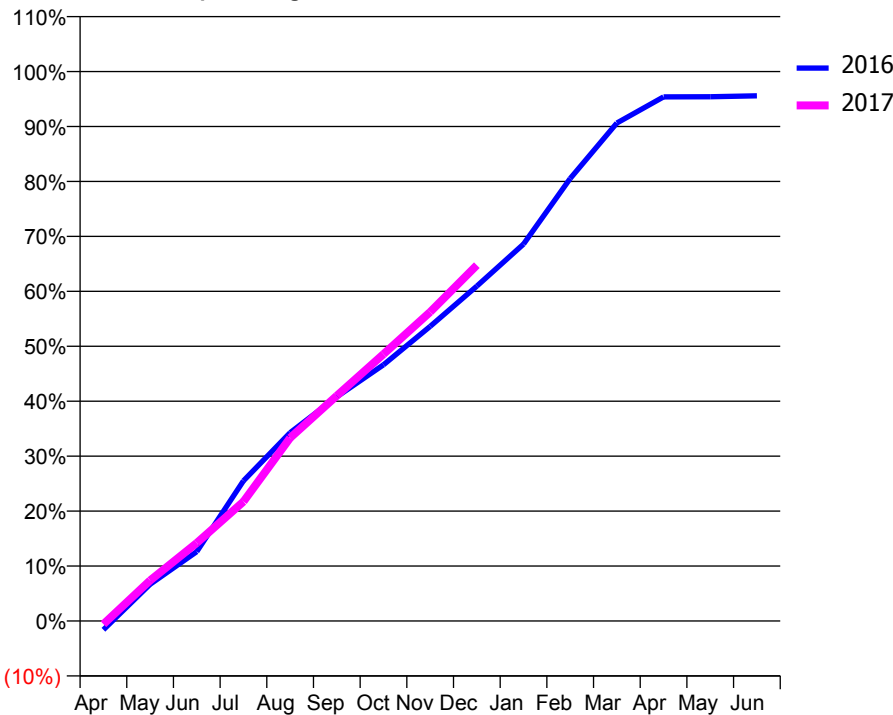
### ACCESS\*

Patients seen in 24 months	Total	Change since previous quarter
Quarter ending December 2015	1,036	
Quarter ending March 2016	1,030	→
Quarter ending June 2016	1,036	→
Quarter ending September 2016	1,049	→
Quarter ending December 2016	1,062	→
<b>Variance since December 2015</b>	<b>2.5%</b>	<b>↑</b>



### ACTIVITY

Cumulative percentage of contracted UDA delivered 2016 & 2017



Month	Adjusted Scheduled Activity (UDA)	
	2016	2017
April	-39	-15
May	161	178
June	304	342
July	614	523
August	825	803
September	983	987
October	1,123	1,170
November	1,291	1,354
December	1,468	1,559
January	1,652	
February	1,939	
March	2,182	
April	2,297	
May	2,298	
June	2,302	

### QUALITY

	Quantity	Base Number	Contract	AT	Region	England
% of FP17s for the same patient ID Re-attending within 3 months - Children	156	1,283	12.2%	11.7%	13.4%	12.4%
% of FP17s for the same patient ID Re-attending within 3 months - Adults	0	0	N/A	15.7%	17.3%	16.6%
% of FP17s for the same patient ID Re-attending between 3 & 9 months - Children	839	1,283	65.4%	57.3%	58.9%	57.5%
% of FP17s for the same patient ID Re-attending between 3 & 9 months - Adults	0	0	N/A	52.2%	52.5%	50.4%
% of FP17s for Band 1 Urgent Courses	61	1,194	5.1%	8.3%	9.3%	9.1%
% of FP17s Relating to Free Repair or Replacements	0	1,194	0.0%	1.2%	1.0%	0.8%
% of FP17s Relating to Continuations	0	1,194	0.0%	1.6%	1.5%	1.3%
% of Patients satisfied with the dentistry they have received	1	1	N/A	92.5%	93.1%	92.7%
% of Patients satisfied with the time they had to wait for an appointment	1	1	N/A	90.6%	89.8%	88.8%

\* This is based on patients treated on this contract for their most recent course of treatment. Figures in italics indicate the base number of FP17s or Patient Questionnaire responses are less than 100. N/A is shown where the base number of responses is less than 10 during the period. % is calculated as Quantity/Base number\*100

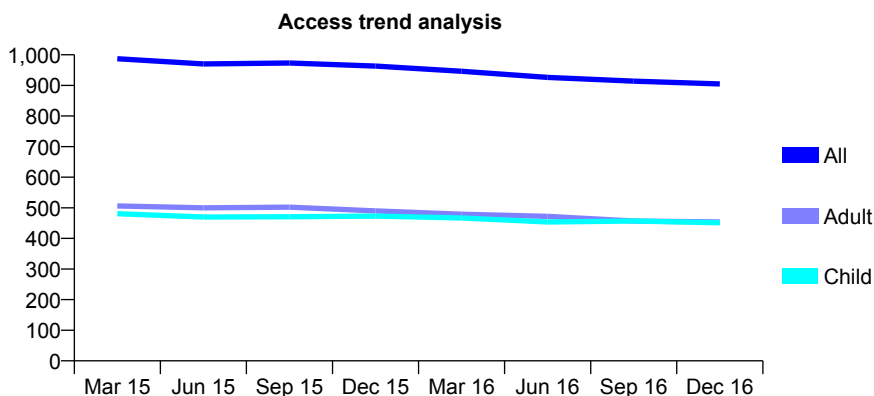
## Q49 - Vital Signs At a Glance Contract Report for 819042/0001 - December 2016

Name or company name	MR SA WILLIAMSON
Contract type name	GDS Contract
Purpose of contract	General
Contract start date	01/04/2006
Contract end date	

16/17 Contracted general activity (UDA)	3,200
Carry forward general activity (UDA)	0
16/17 Contracted orthodontic activity (UOA)	0
Carry forward orthodontic activity (UOA)	0
Baseline contract value	£86,513.62

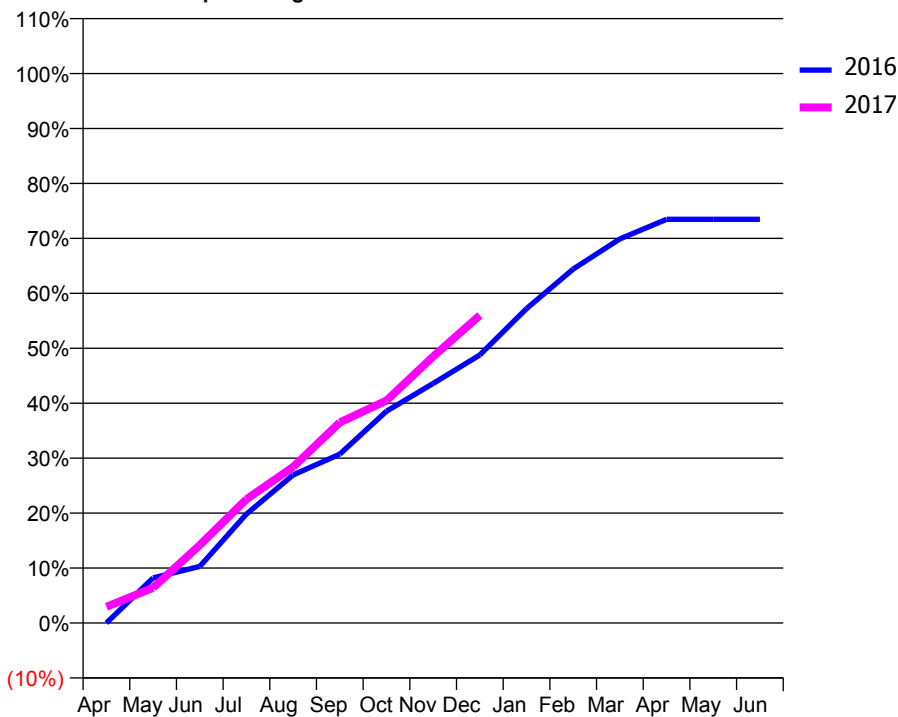
### ACCESS\*

Patients seen in 24 months	Total	Change since previous quarter
Quarter ending December 2015	963	
Quarter ending March 2016	946	↓
Quarter ending June 2016	926	↓
Quarter ending September 2016	914	↓
Quarter ending December 2016	905	→
<b>Variance since December 2015</b>	<b>(6.0%)</b>	<b>↓</b>



### ACTIVITY

Cumulative percentage of contracted UDA delivered 2016 & 2017



Adjusted Scheduled Activity (UDA)

Month	2016	2017
April	0	94
May	263	205
June	330	454
July	635	721
August	862	909
September	983	1,168
October	1,233	1,296
November	1,395	1,552
December	1,561	1,792
January	1,831	
February	2,061	
March	2,237	
April	2,351	
May	2,351	
June	2,351	

### QUALITY

	Quantity	Base Number	Contract	AT	Region	England
% of FP17s for the same patient ID Re-attending within 3 months - Children	48	536	9.0%	11.7%	13.4%	12.4%
% of FP17s for the same patient ID Re-attending within 3 months - Adults	77	489	15.7%	15.7%	17.3%	16.6%
% of FP17s for the same patient ID Re-attending between 3 & 9 months - Children	337	536	62.9%	57.3%	58.9%	57.5%
% of FP17s for the same patient ID Re-attending between 3 & 9 months - Adults	304	489	62.2%	52.2%	52.5%	50.4%
% of FP17s for Band 1 Urgent Courses	11	938	1.2%	8.3%	9.3%	9.1%
% of FP17s Relating to Free Repair or Replacements	0	938	0.0%	1.2%	1.0%	0.8%
% of FP17s Relating to Continuations	43	938	4.6%	1.6%	1.5%	1.3%
% of Patients satisfied with the dentistry they have received	2	2	N/A	92.5%	93.1%	92.7%
% of Patients satisfied with the time they had to wait for an appointment	2	2	N/A	90.6%	89.8%	88.8%

\* This is based on patients treated on this contract for their most recent course of treatment. Figures in italics indicate the base number of FP17s or Patient Questionnaire responses are less than 100. N/A is shown where the base number of responses is less than 10 during the period. % is calculated as Quantity/Base number\*100



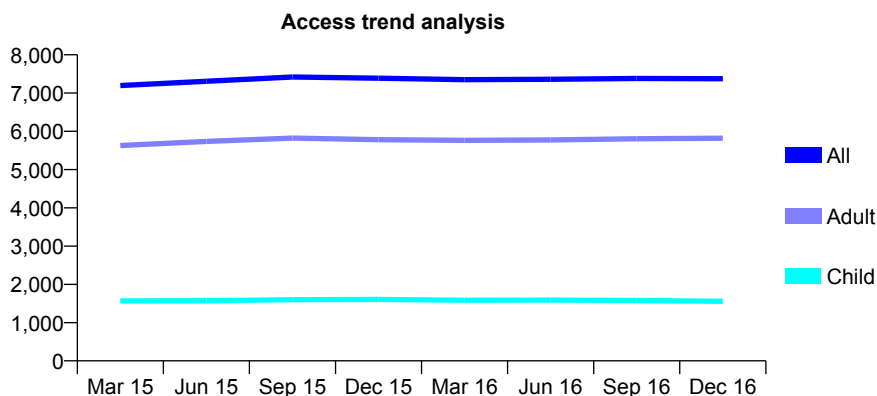
## Q49 - Vital Signs At a Glance Contract Report for 819786/0001 - December 2016

Name or company name	MR CA TURNER
Contract type name	GDS Contract
Purpose of contract	General
Contract start date	01/10/2013
Contract end date	

16/17 Contracted general activity (UDA)	22,621
Carry forward general activity (UDA)	0
16/17 Contracted orthodontic activity (UOA)	0
Carry forward orthodontic activity (UOA)	0
Baseline contract value	£828,447.10

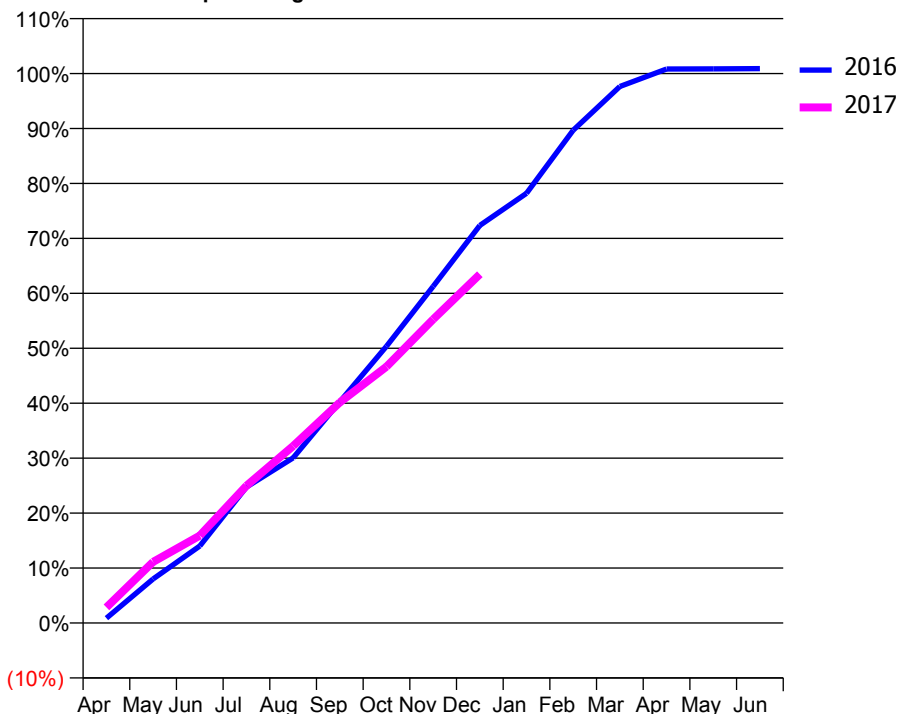
### ACCESS\*

Patients seen in 24 months	Total	Change since previous quarter
Quarter ending December 2015	7,387	
Quarter ending March 2016	7,349	→
Quarter ending June 2016	7,362	→
Quarter ending September 2016	7,381	→
Quarter ending December 2016	7,376	→
<b>Variance since December 2015</b>	<b>(0.1%)</b>	<b>→</b>



### ACTIVITY

Cumulative percentage of contracted UDA delivered 2016 & 2017



Month	Adjusted Scheduled Activity (UDA)	
	2016	2017
April	198	646
May	1,816	2,519
June	3,171	3,598
July	5,595	5,651
August	6,800	7,288
September	9,108	9,080
October	11,396	10,551
November	13,858	12,503
December	16,368	14,356
January	17,687	
February	20,285	
March	22,089	
April	22,804	
May	22,809	
June	22,825	

### QUALITY

	Quantity	Base Number	Contract	AT	Region	England
% of FP17s for the same patient ID Re-attending within 3 months - Children	164	1,924	8.5%	11.7%	13.4%	12.4%
% of FP17s for the same patient ID Re-attending within 3 months - Adults	938	5,651	16.6%	15.7%	17.3%	16.6%
% of FP17s for the same patient ID Re-attending between 3 & 9 months - Children	1,248	1,924	64.9%	57.3%	58.9%	57.5%
% of FP17s for the same patient ID Re-attending between 3 & 9 months - Adults	2,459	5,651	43.5%	52.2%	52.5%	50.4%
% of FP17s for Band 1 Urgent Courses	740	6,613	11.2%	8.3%	9.3%	9.1%
% of FP17s Relating to Free Repair or Replacements	159	6,613	2.4%	1.2%	1.0%	0.8%
% of FP17s Relating to Continuations	65	6,613	1.0%	1.6%	1.5%	1.3%
% of Patients satisfied with the dentistry they have received	13	13	100.0%	92.5%	93.1%	92.7%
% of Patients satisfied with the time they had to wait for an appointment	12	13	92.3%	90.6%	89.8%	88.8%

\* This is based on patients treated on this contract for their most recent course of treatment. Figures in italics indicate the base number of FP17s or Patient Questionnaire responses are less than 100. N/A is shown where the base number of responses is less than 10 during the period. % is calculated as Quantity/Base number\*100

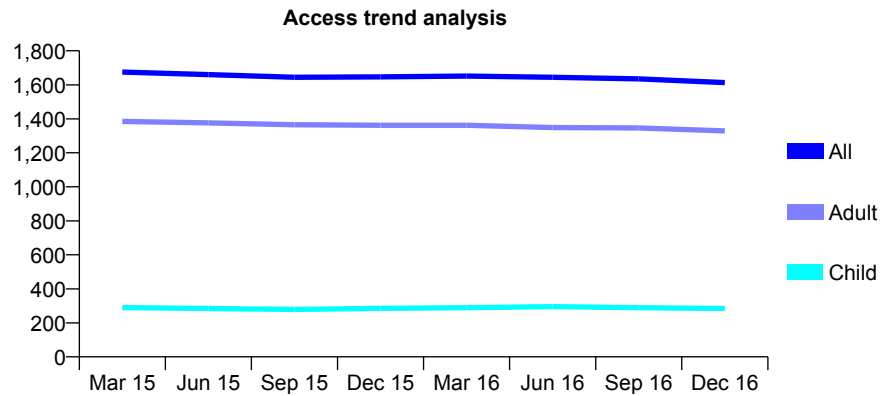
## Q49 - Vital Signs At a Glance Contract Report for 826324/0002 - December 2016

Name or company name	MR B SWIFT
Contract type name	GDS Contract
Purpose of contract	General
Contract start date	06/04/2013
Contract end date	

16/17 Contracted general activity (UDA)	6,000
Carry forward general activity (UDA)	0
16/17 Contracted orthodontic activity (UOA)	0
Carry forward orthodontic activity (UOA)	0
Baseline contract value	£138,803.54

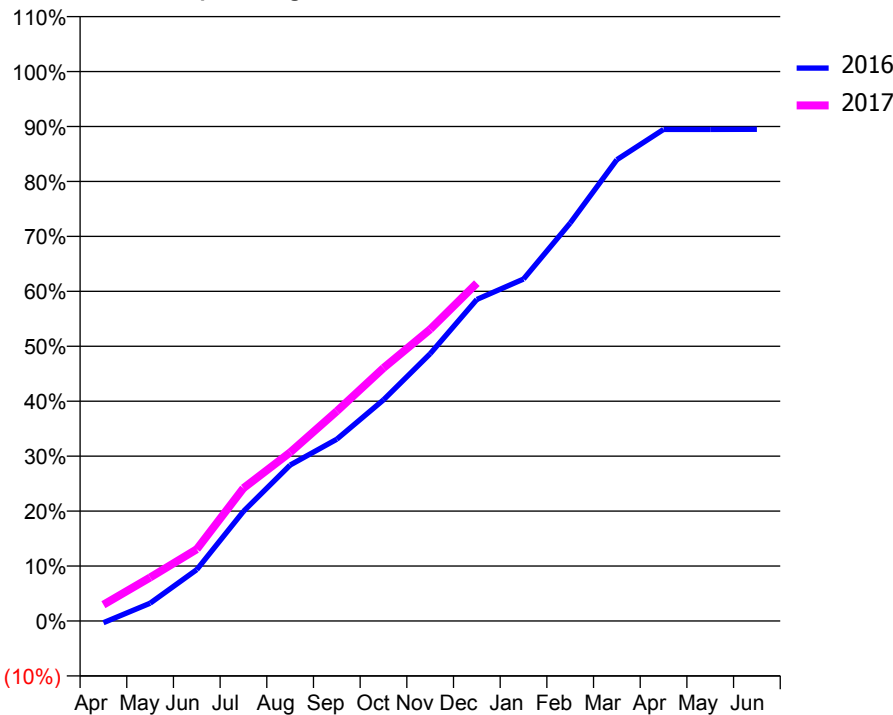
### ACCESS\*

Patients seen in 24 months	Total	Change since previous quarter
Quarter ending December 2015	1,647	
Quarter ending March 2016	1,651	→
Quarter ending June 2016	1,644	→
Quarter ending September 2016	1,635	→
Quarter ending December 2016	1,613	↓
<b>Variance since December 2015</b>	<b>(2.1%)</b>	<b>↓</b>



### ACTIVITY

Cumulative percentage of contracted UDA delivered 2016 & 2017



Month	Adjusted Scheduled Activity (UDA)	
	2016	2017
April	-20	178
May	194	475
June	561	784
July	1,197	1,451
August	1,703	1,841
September	1,986	2,292
October	2,414	2,763
November	2,918	3,185
December	3,512	3,689
January	3,734	
February	4,345	
March	5,037	
April	5,368	
May	5,368	
June	5,370	

### QUALITY

	Quantity	Base Number	Contract	AT	Region	England
% of FP17s for the same patient ID Re-attending within 3 months - Children	24	328	7.3%	11.7%	13.4%	12.4%
% of FP17s for the same patient ID Re-attending within 3 months - Adults	311	1,822	17.1%	15.7%	17.3%	16.6%
% of FP17s for the same patient ID Re-attending between 3 & 9 months - Children	209	328	63.7%	57.3%	58.9%	57.5%
% of FP17s for the same patient ID Re-attending between 3 & 9 months - Adults	1,229	1,822	67.5%	52.2%	52.5%	50.4%
% of FP17s for Band 1 Urgent Courses	212	1,999	10.6%	8.3%	9.3%	9.1%
% of FP17s Relating to Free Repair or Replacements	37	1,999	1.9%	1.2%	1.0%	0.8%
% of FP17s Relating to Continuations	15	1,999	0.8%	1.6%	1.5%	1.3%
% of Patients satisfied with the dentistry they have received	4	4	N/A	92.5%	93.1%	92.7%
% of Patients satisfied with the time they had to wait for an appointment	4	4	N/A	90.6%	89.8%	88.8%

\* This is based on patients treated on this contract for their most recent course of treatment. Figures in italics indicate the base number of FP17s or Patient Questionnaire responses are less than 100. N/A is shown where the base number of responses is less than 10 during the period. % is calculated as Quantity/Base number\*100

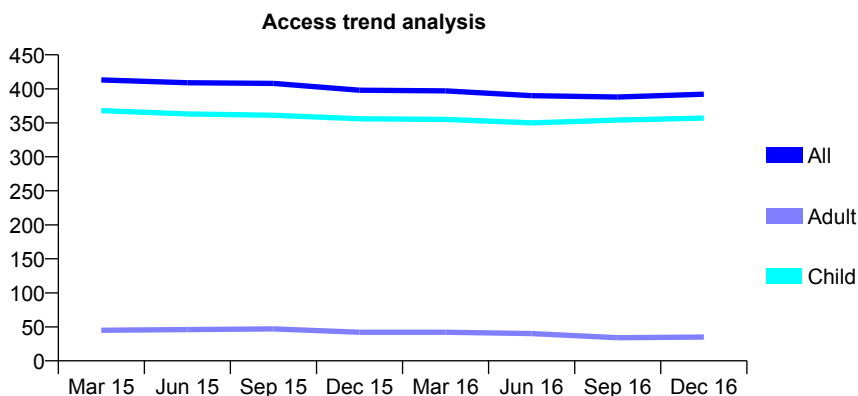
## Q49 - Vital Signs At a Glance Contract Report for 826693/0001 - December 2016

Name or company name	MR JR MCHUGH
Contract type name	GDS Contract
Purpose of contract	General
Contract start date	01/04/2006
Contract end date	

16/17 Contracted general activity (UDA)	900
Carry forward general activity (UDA)	0
16/17 Contracted orthodontic activity (UOA)	0
Carry forward orthodontic activity (UOA)	0
Baseline contract value	£21,279.89

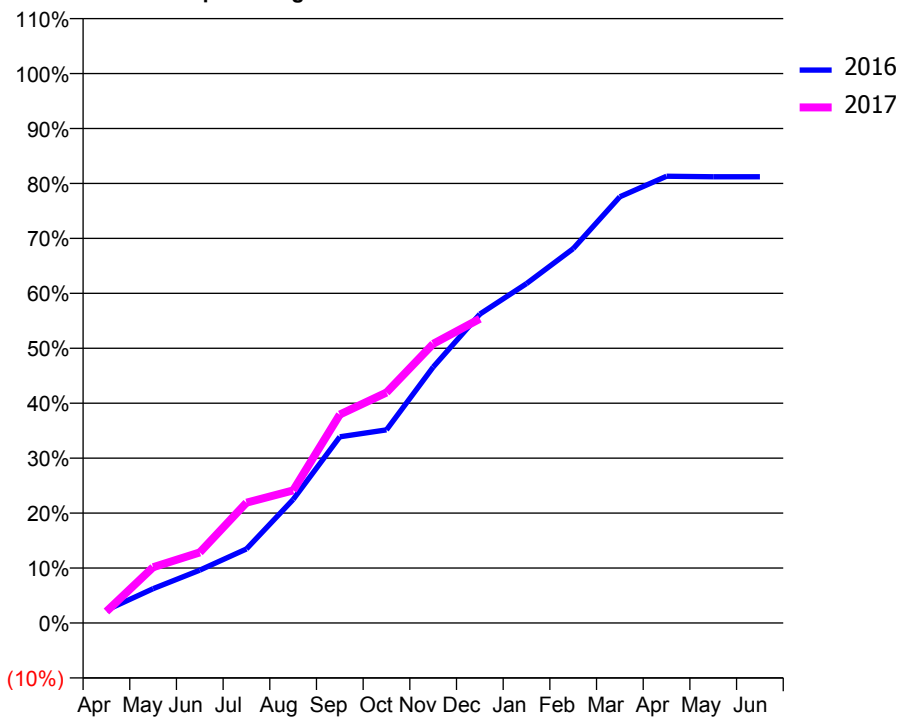
### ACCESS\*

Patients seen in 24 months	Total	Change since previous quarter
Quarter ending December 2015	398	
Quarter ending March 2016	397	→
Quarter ending June 2016	390	↓
Quarter ending September 2016	388	→
Quarter ending December 2016	392	→
<b>Variance since December 2015</b>	<b>(1.5%)</b>	<b>↓</b>



### ACTIVITY

Cumulative percentage of contracted UDA delivered 2016 & 2017



Month	Adjusted Scheduled Activity (UDA)	
	2016	2017
April	23	19
May	63	91
June	96	116
July	135	197
August	225	217
September	339	341
October	351	377
November	466	457
December	562	498
January	618	
February	681	
March	776	
April	813	
May	812	
June	812	

### QUALITY

	Quantity	Base Number	Contract	AT	Region	England
% of FP17s for the same patient ID Re-attending within 3 months - Children	22	388	5.7%	11.7%	13.4%	12.4%
% of FP17s for the same patient ID Re-attending within 3 months - Adults	0	0	N/A	15.7%	17.3%	16.6%
% of FP17s for the same patient ID Re-attending between 3 & 9 months - Children	253	388	65.2%	57.3%	58.9%	57.5%
% of FP17s for the same patient ID Re-attending between 3 & 9 months - Adults	0	0	N/A	52.2%	52.5%	50.4%
% of FP17s for Band 1 Urgent Courses	11	362	3.0%	8.3%	9.3%	9.1%
% of FP17s Relating to Free Repair or Replacements	0	362	0.0%	1.2%	1.0%	0.8%
% of FP17s Relating to Continuations	0	362	0.0%	1.6%	1.5%	1.3%
% of Patients satisfied with the dentistry they have received	0	0	N/A	92.5%	93.1%	92.7%
% of Patients satisfied with the time they had to wait for an appointment	0	0	N/A	90.6%	89.8%	88.8%

\* This is based on patients treated on this contract for their most recent course of treatment. Figures in italics indicate the base number of FP17s or Patient Questionnaire responses are less than 100. N/A is shown where the base number of responses is less than 10 during the period. % is calculated as Quantity/Base number\*100

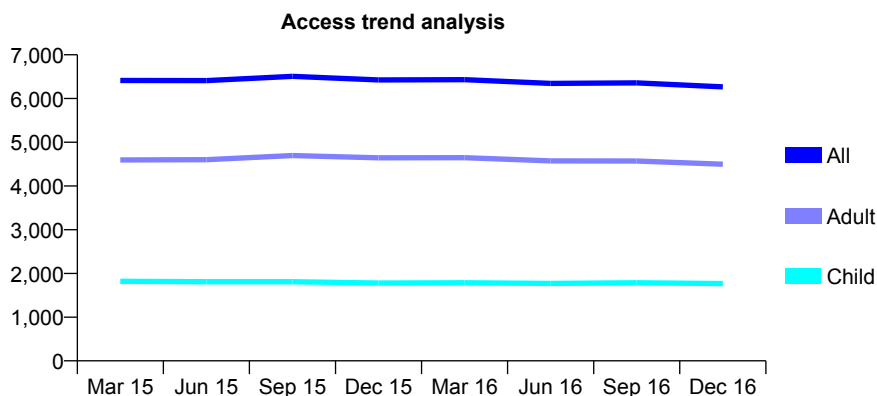
## Q49 - Vital Signs At a Glance Contract Report for 829390/0001 - December 2016

Name or company name	MR DA CUNNINGHAM
Contract type name	GDS Contract
Purpose of contract	General
Contract start date	01/04/2006
Contract end date	

16/17 Contracted general activity (UDA)	19,467
Carry forward general activity (UDA)	0
16/17 Contracted orthodontic activity (UOA)	0
Carry forward orthodontic activity (UOA)	0
Baseline contract value	£429,716.17

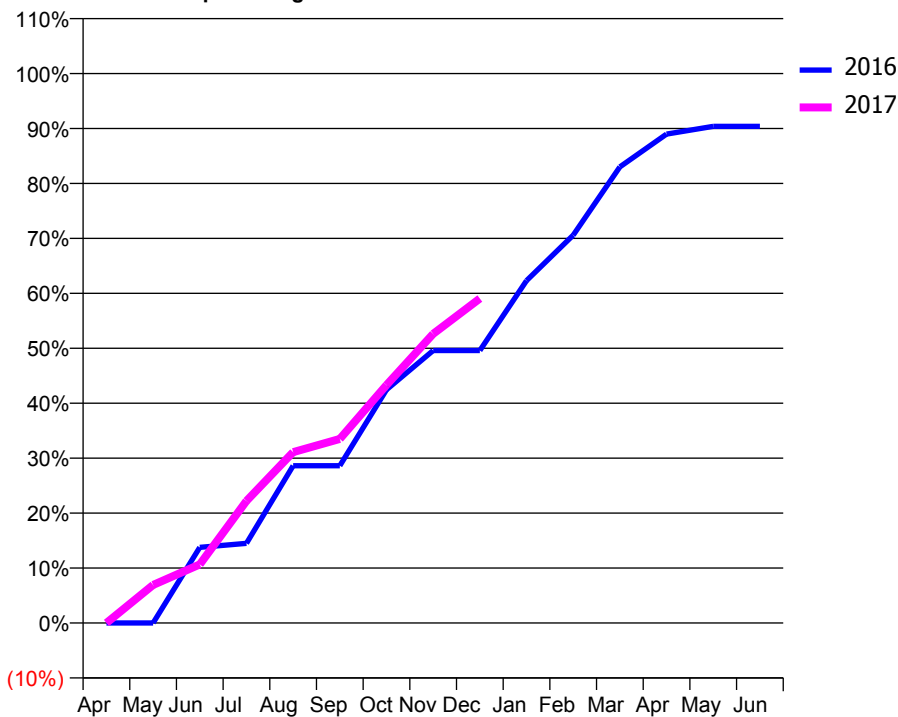
### ACCESS\*

Patients seen in 24 months	Total	Change since previous quarter
Quarter ending December 2015	6,424	
Quarter ending March 2016	6,432	→
Quarter ending June 2016	6,347	↓
Quarter ending September 2016	6,357	→
Quarter ending December 2016	6,265	↓
<b>Variance since December 2015</b>	<b>(2.5%)</b>	<b>↓</b>



### ACTIVITY

Cumulative percentage of contracted UDA delivered 2016 & 2017



### QUALITY

	Quantity	Base Number	Contract	AT	Region	England
% of FP17s for the same patient ID Re-attending within 3 months - Children	158	2,138	7.4%	11.7%	13.4%	12.4%
% of FP17s for the same patient ID Re-attending within 3 months - Adults	796	5,427	14.7%	15.7%	17.3%	16.6%
% of FP17s for the same patient ID Re-attending between 3 & 9 months - Children	1,348	2,138	63.0%	57.3%	58.9%	57.5%
% of FP17s for the same patient ID Re-attending between 3 & 9 months - Adults	3,590	5,427	66.2%	52.2%	52.5%	50.4%
% of FP17s for Band 1 Urgent Courses	468	6,747	6.9%	8.3%	9.3%	9.1%
% of FP17s Relating to Free Repair or Replacements	35	6,747	0.5%	1.2%	1.0%	0.8%
% of FP17s Relating to Continuations	143	6,747	2.1%	1.6%	1.5%	1.3%
% of Patients satisfied with the dentistry they have received	15	15	100.0%	92.5%	93.1%	92.7%
% of Patients satisfied with the time they had to wait for an appointment	15	15	100.0%	90.6%	89.8%	88.8%

\* This is based on patients treated on this contract for their most recent course of treatment. Figures in italics indicate the base number of FP17s or Patient Questionnaire responses are less than 100. N/A is shown where the base number of responses is less than 10 during the period. % is calculated as Quantity/Base number\*100

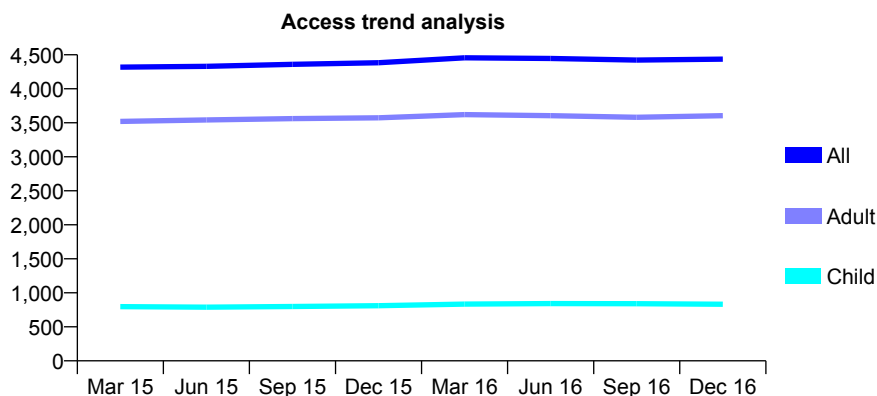
## Q49 - Vital Signs At a Glance Contract Report for 830003/0001 - December 2016

Name or company name	MR PJ KNOPS
Contract type name	GDS Contract
Purpose of contract	General
Contract start date	01/04/2006
Contract end date	

16/17 Contracted general activity (UDA)	13,353
Carry forward general activity (UDA)	0
16/17 Contracted orthodontic activity (UOA)	0
Carry forward orthodontic activity (UOA)	0
Baseline contract value	£344,587.70

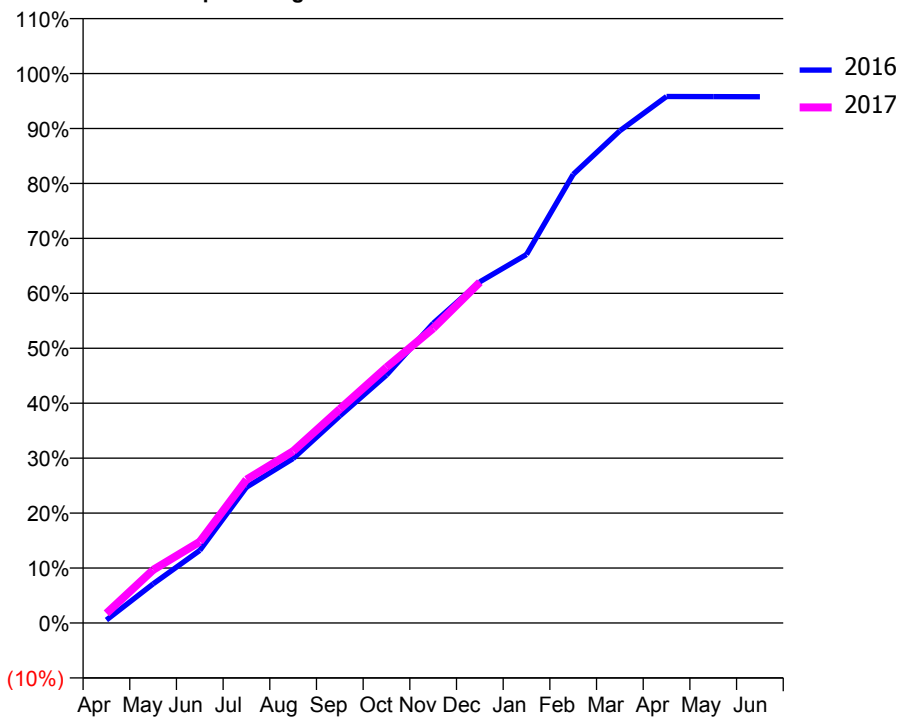
### ACCESS\*

Patients seen in 24 months	Total	Change since previous quarter
Quarter ending December 2015	4,383	
Quarter ending March 2016	4,456	→
Quarter ending June 2016	4,446	→
Quarter ending September 2016	4,422	→
Quarter ending December 2016	4,437	→
<b>Variance since December 2015</b>	<b>1.2%</b>	<b>→</b>



### ACTIVITY

Cumulative percentage of contracted UDA delivered 2016 & 2017



Adjusted Scheduled Activity (UDA)

Month	2016	2017
April	74	234
May	981	1,291
June	1,819	1,974
July	3,404	3,484
August	4,121	4,176
September	5,187	5,198
October	6,212	6,214
November	7,509	7,159
December	8,549	8,282
January	9,232	
February	11,242	
March	12,333	
April	13,191	
May	13,188	
June	13,185	

### QUALITY

	Quantity	Base Number	Contract	AT	Region	England
% of FP17s for the same patient ID Re-attending within 3 months - Children	96	939	10.2%	11.7%	13.4%	12.4%
% of FP17s for the same patient ID Re-attending within 3 months - Adults	671	3,687	18.2%	15.7%	17.3%	16.6%
% of FP17s for the same patient ID Re-attending between 3 & 9 months - Children	525	939	55.9%	57.3%	58.9%	57.5%
% of FP17s for the same patient ID Re-attending between 3 & 9 months - Adults	1,762	3,687	47.8%	52.2%	52.5%	50.4%
% of FP17s for Band 1 Urgent Courses	373	3,883	9.6%	8.3%	9.3%	9.1%
% of FP17s Relating to Free Repair or Replacements	41	3,883	1.1%	1.2%	1.0%	0.8%
% of FP17s Relating to Continuations	68	3,883	1.8%	1.6%	1.5%	1.3%
% of Patients satisfied with the dentistry they have received	10	11	90.9%	92.5%	93.1%	92.7%
% of Patients satisfied with the time they had to wait for an appointment	10	11	90.9%	90.6%	89.8%	88.8%

\* This is based on patients treated on this contract for their most recent course of treatment. Figures in italics indicate the base number of FP17s or Patient Questionnaire responses are less than 100. N/A is shown where the base number of responses is less than 10 during the period. % is calculated as Quantity/Base number\*100

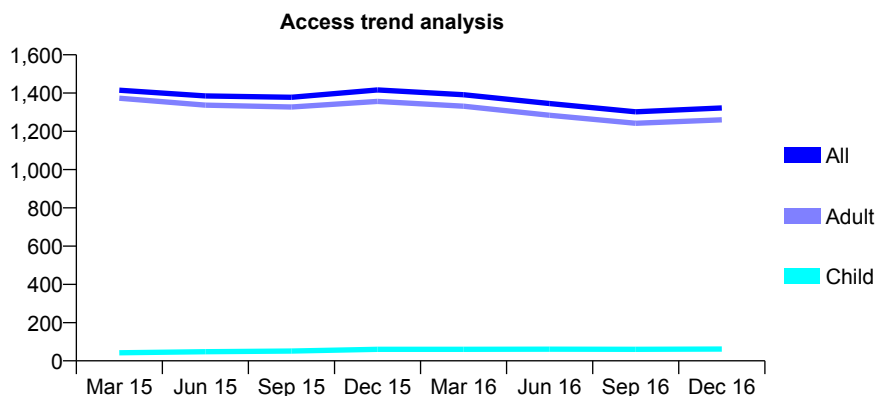
## Q49 - Vital Signs At a Glance Contract Report for 830631/0001 - December 2016

Name or company name	MR ME LITTLE
Contract type name	GDS Contract
Purpose of contract	General
Contract start date	01/04/2006
Contract end date	

16/17 Contracted general activity (UDA)	4,365
Carry forward general activity (UDA)	0
16/17 Contracted orthodontic activity (UOA)	0
Carry forward orthodontic activity (UOA)	0
Baseline contract value	£122,866.91

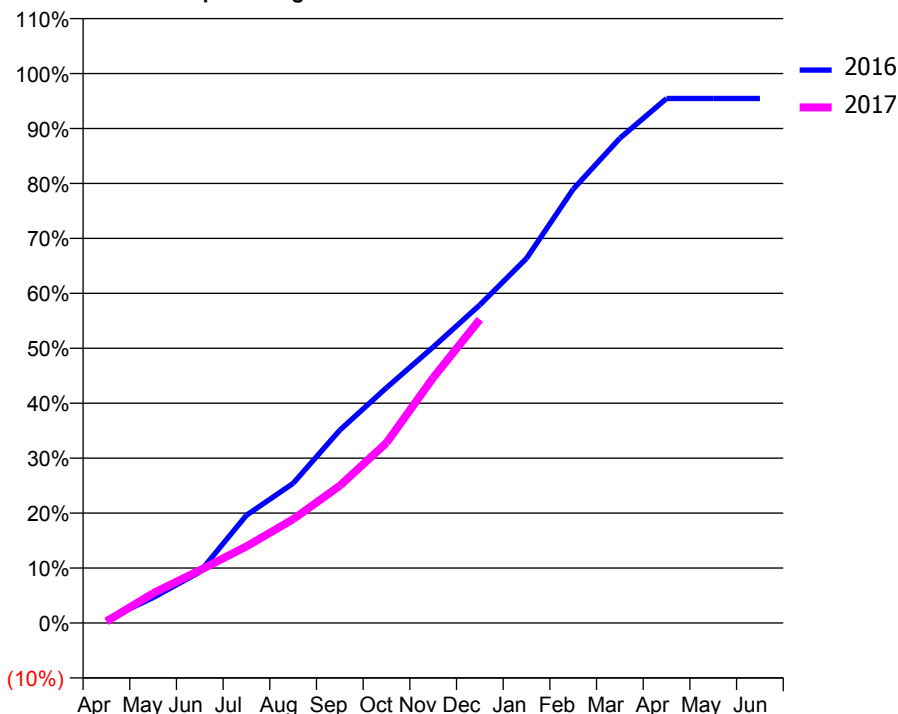
### ACCESS\*

Patients seen in 24 months	Total	Change since previous quarter
Quarter ending December 2015	1,416	
Quarter ending March 2016	1,391	↓
Quarter ending June 2016	1,345	↓
Quarter ending September 2016	1,302	↓
Quarter ending December 2016	1,322	→
<b>Variance since December 2015</b>	<b>(6.6%)</b>	<b>↓</b>



### ACTIVITY

Cumulative percentage of contracted UDA delivered 2016 & 2017



Adjusted Scheduled Activity (UDA)

Month	2016	2017
April	26	12
May	202	237
June	405	419
July	856	609
August	1,110	825
September	1,532	1,091
October	1,869	1,432
November	2,192	1,949
December	2,527	2,411
January	2,897	
February	3,446	
March	3,851	
April	4,167	
May	4,167	
June	4,167	

### QUALITY

	Quantity	Base Number	Contract	AT	Region	England
% of FP17s for the same patient ID Re-attending within 3 months - Children	0	37	0.0%	11.7%	13.4%	12.4%
% of FP17s for the same patient ID Re-attending within 3 months - Adults	18	761	2.4%	15.7%	17.3%	16.6%
% of FP17s for the same patient ID Re-attending between 3 & 9 months - Children	5	37	13.5%	57.3%	58.9%	57.5%
% of FP17s for the same patient ID Re-attending between 3 & 9 months - Adults	178	761	23.4%	52.2%	52.5%	50.4%
% of FP17s for Band 1 Urgent Courses	0	699	0.0%	8.3%	9.3%	9.1%
% of FP17s Relating to Free Repair or Replacements	0	699	0.0%	1.2%	1.0%	0.8%
% of FP17s Relating to Continuations	0	699	0.0%	1.6%	1.5%	1.3%
% of Patients satisfied with the dentistry they have received	2	3	N/A	92.5%	93.1%	92.7%
% of Patients satisfied with the time they had to wait for an appointment	2	3	N/A	90.6%	89.8%	88.8%

\* This is based on patients treated on this contract for their most recent course of treatment. Figures in italics indicate the base number of FP17s or Patient Questionnaire responses are less than 100. N/A is shown where the base number of responses is less than 10 during the period. % is calculated as Quantity/Base number\*100

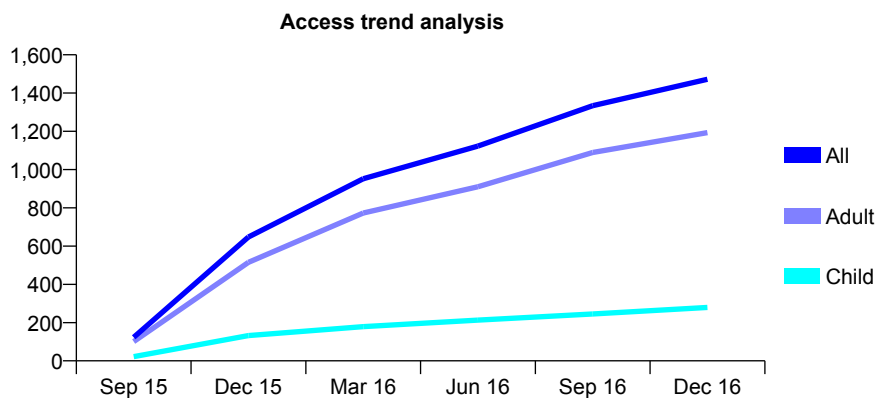
## Q49 - Vital Signs At a Glance Contract Report for 833037/0017 - December 2016

Name or company name	MR MA HYDER
Contract type name	PDS Contract
Purpose of contract	General
Contract start date	01/07/2015
Contract end date	31/03/2020

16/17 Contracted general activity (UDA)	4,330
Carry forward general activity (UDA)	6
16/17 Contracted orthodontic activity (UOA)	0
Carry forward orthodontic activity (UOA)	0
Baseline contract value	£107,151.85

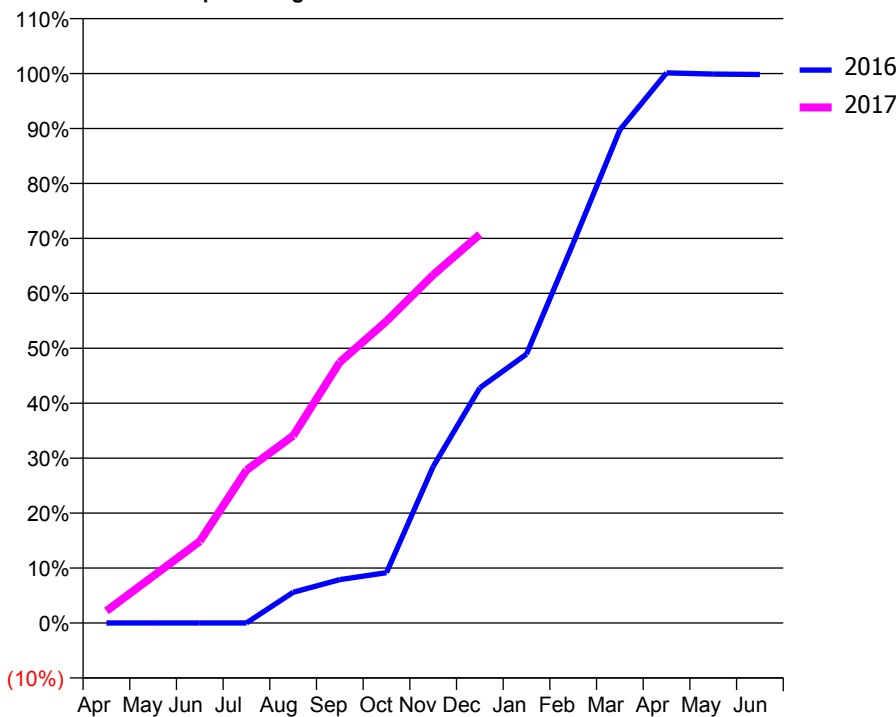
### ACCESS\*

Patients seen in 24 months	Total	Change since previous quarter
Quarter ending December 2015	647	
Quarter ending March 2016	952	↑
Quarter ending June 2016	1,123	↑
Quarter ending September 2016	1,334	↑
Quarter ending December 2016	1,472	↑
<b>Variance since December 2015</b>	<b>127.5%</b>	<b>↑</b>



### ACTIVITY

Cumulative percentage of contracted UDA delivered 2016 & 2017



Month	Adjusted Scheduled Activity (UDA)	
	2016	2017
April	0	96
May	0	370
June	0	643
July	0	1,204
August	182	1,476
September	256	2,056
October	297	2,378
November	925	2,743
December	1,390	3,062
January	1,589	
February	2,244	
March	2,914	
April	3,251	
May	3,243	
June	3,241	

### QUALITY

	Quantity	Base Number	Contract	AT	Region	England
% of FP17s for the same patient ID Re-attending within 3 months - Children	45	294	15.3%	11.7%	13.4%	12.4%
% of FP17s for the same patient ID Re-attending within 3 months - Adults	242	1,200	20.2%	15.7%	17.3%	16.6%
% of FP17s for the same patient ID Re-attending between 3 & 9 months - Children	105	294	35.7%	57.3%	58.9%	57.5%
% of FP17s for the same patient ID Re-attending between 3 & 9 months - Adults	386	1,200	32.2%	52.2%	52.5%	50.4%
% of FP17s for Band 1 Urgent Courses	342	1,392	24.6%	8.3%	9.3%	9.1%
% of FP17s Relating to Free Repair or Replacements	17	1,392	1.2%	1.2%	1.0%	0.8%
% of FP17s Relating to Continuations	2	1,392	0.1%	1.6%	1.5%	1.3%
% of Patients satisfied with the dentistry they have received	2	2	N/A	92.5%	93.1%	92.7%
% of Patients satisfied with the time they had to wait for an appointment	2	2	N/A	90.6%	89.8%	88.8%

\* This is based on patients treated on this contract for their most recent course of treatment. Figures in italics indicate the base number of FP17s or Patient Questionnaire responses are less than 100. N/A is shown where the base number of responses is less than 10 during the period. % is calculated as Quantity/Base number\*100



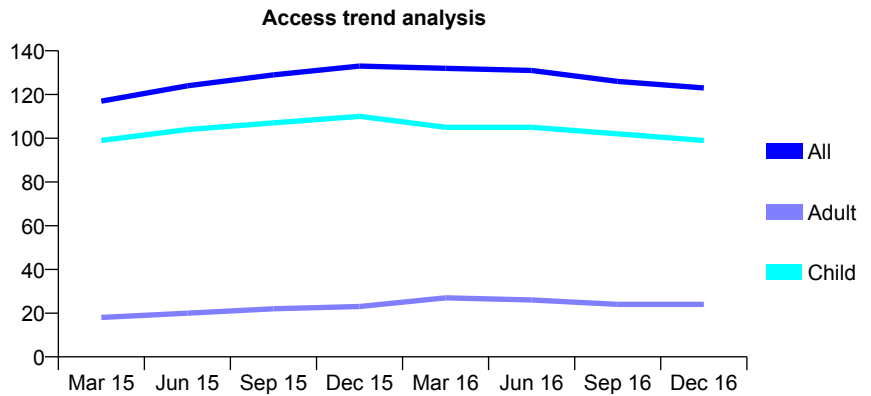
## Q49 - Vital Signs At a Glance Contract Report for 833991/0001 - December 2016

Name or company name	MR AG COOPER
Contract type name	GDS Contract
Purpose of contract	General
Contract start date	01/04/2006
Contract end date	

16/17 Contracted general activity (UDA)	300
Carry forward general activity (UDA)	0
16/17 Contracted orthodontic activity (UOA)	0
Carry forward orthodontic activity (UOA)	0
Baseline contract value	£7,322.49

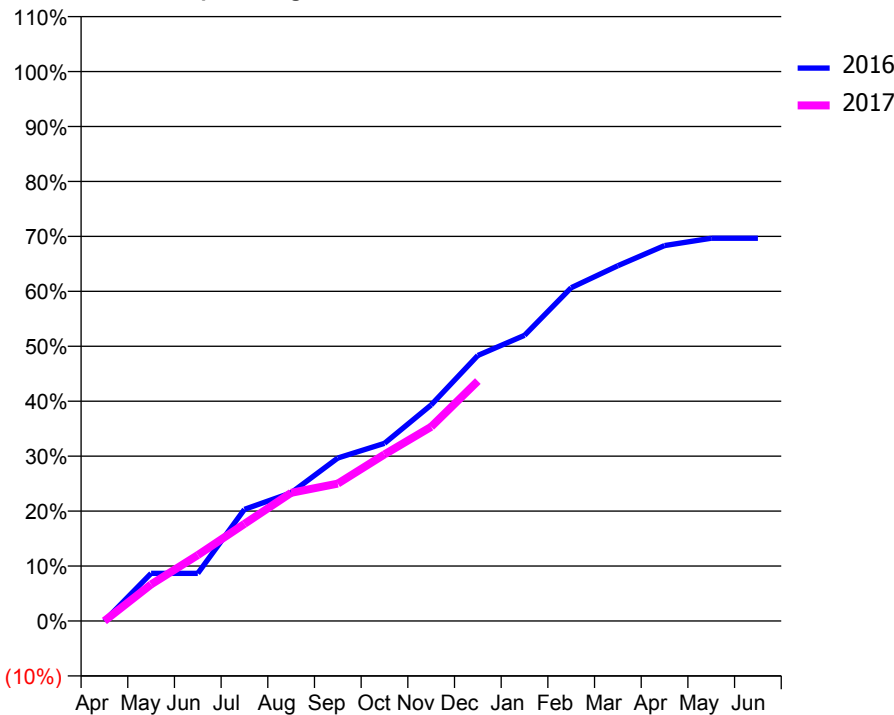
### ACCESS\*

Patients seen in 24 months	Total	Change since previous quarter
Quarter ending December 2015	133	
Quarter ending March 2016	132	→
Quarter ending June 2016	131	→
Quarter ending September 2016	126	↓
Quarter ending December 2016	123	↓
<b>Variance since December 2015</b>	<b>(7.5%)</b>	<b>↓</b>



### ACTIVITY

Cumulative percentage of contracted UDA delivered 2016 & 2017



Month	Adjusted Scheduled Activity (UDA)	
	2016	2017
April	0	0
May	26	20
June	26	36
July	61	53
August	70	70
September	89	75
October	97	91
November	118	106
December	145	131
January	156	
February	182	
March	194	
April	205	
May	209	
June	209	

### QUALITY

	Quantity	Base Number	Contract	AT	Region	England
% of FP17s for the same patient ID Re-attending within 3 months - Children	4	118	3.4%	11.7%	13.4%	12.4%
% of FP17s for the same patient ID Re-attending within 3 months - Adults	0	10	0.0%	15.7%	17.3%	16.6%
% of FP17s for the same patient ID Re-attending between 3 & 9 months - Children	80	118	67.8%	57.3%	58.9%	57.5%
% of FP17s for the same patient ID Re-attending between 3 & 9 months - Adults	8	10	80.0%	52.2%	52.5%	50.4%
% of FP17s for Band 1 Urgent Courses	0	115	0.0%	8.3%	9.3%	9.1%
% of FP17s Relating to Free Repair or Replacements	0	115	0.0%	1.2%	1.0%	0.8%
% of FP17s Relating to Continuations	0	115	0.0%	1.6%	1.5%	1.3%
% of Patients satisfied with the dentistry they have received	0	0	N/A	92.5%	93.1%	92.7%
% of Patients satisfied with the time they had to wait for an appointment	0	0	N/A	90.6%	89.8%	88.8%

\* This is based on patients treated on this contract for their most recent course of treatment. Figures in italics indicate the base number of FP17s or Patient Questionnaire responses are less than 100. N/A is shown where the base number of responses is less than 10 during the period. % is calculated as Quantity/Base number\*100

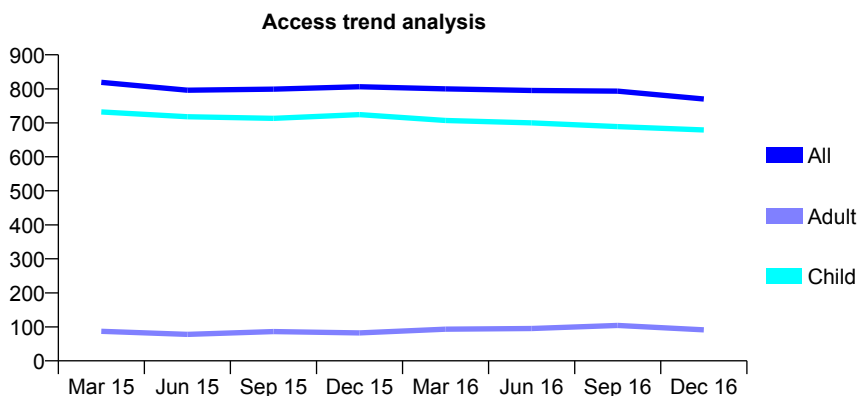
## Q49 - Vital Signs At a Glance Contract Report for 836184/0001 - December 2016

Name or company name	MR JS BREEDON
Contract type name	GDS Contract
Purpose of contract	General and Orthodontic
Contract start date	01/04/2006
Contract end date	

16/17 Contracted general activity (UDA)	1,900
Carry forward general activity (UDA)	0
16/17 Contracted orthodontic activity (UOA)	248
Carry forward orthodontic activity (UOA)	0
Baseline contract value	£53,756.20

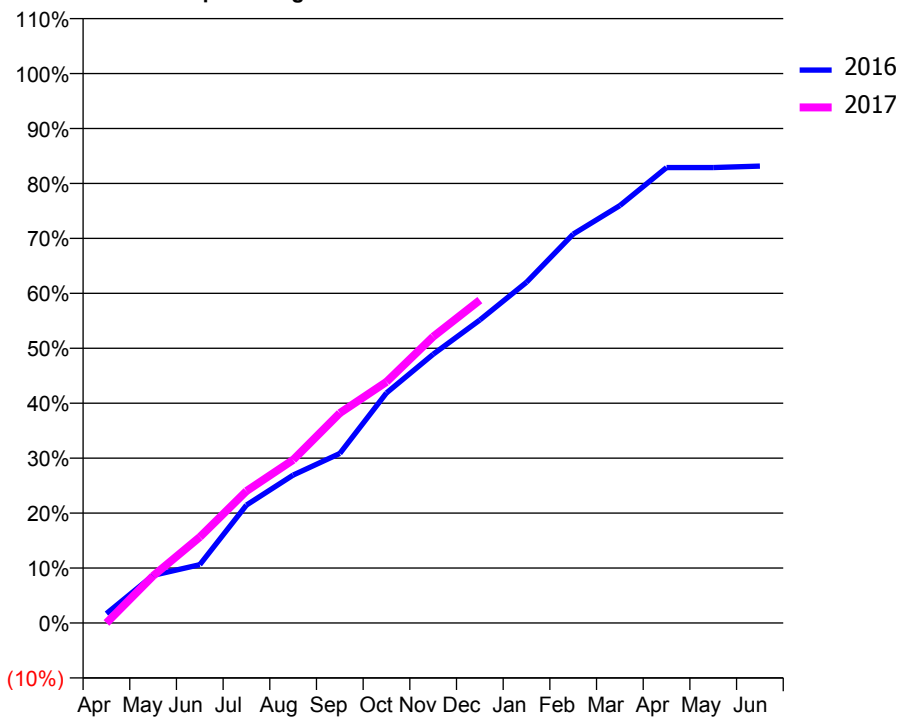
### ACCESS\*

Patients seen in 24 months	Total	Change since previous quarter
Quarter ending December 2015	806	
Quarter ending March 2016	800	→
Quarter ending June 2016	795	→
Quarter ending September 2016	793	→
Quarter ending December 2016	770	↓
<b>Variance since December 2015</b>	<b>(4.5%)</b>	<b>↓</b>



### ACTIVITY

**Cumulative percentage of contracted UDA delivered 2016 & 2017**



Month	Adjusted Scheduled Activity (UDA)	
	2016	2017
April	36	0
May	182	163
June	223	297
July	451	456
August	565	564
September	648	726
October	879	834
November	1,027	990
December	1,158	1,116
January	1,302	
February	1,486	
March	1,595	
April	1,740	
May	1,740	
June	1,746	

### QUALITY

	Quantity	Base Number	Contract	AT	Region	England
% of FP17s for the same patient ID Re-attending within 3 months - Children	55	848	6.5%	11.7%	13.4%	12.4%
% of FP17s for the same patient ID Re-attending within 3 months - Adults	0	1	0.0%	15.7%	17.3%	16.6%
% of FP17s for the same patient ID Re-attending between 3 & 9 months - Children	617	848	72.8%	57.3%	58.9%	57.5%
% of FP17s for the same patient ID Re-attending between 3 & 9 months - Adults	0	1	0.0%	52.2%	52.5%	50.4%
% of FP17s for Band 1 Urgent Courses	2	718	0.3%	8.3%	9.3%	9.1%
% of FP17s Relating to Free Repair or Replacements	0	718	0.0%	1.2%	1.0%	0.8%
% of FP17s Relating to Continuations	11	718	1.5%	1.6%	1.5%	1.3%
% of Patients satisfied with the dentistry they have received	1	1	N/A	92.5%	93.1%	92.7%
% of Patients satisfied with the time they had to wait for an appointment	1	1	N/A	90.6%	89.8%	88.8%

\* This is based on patients treated on this contract for their most recent course of treatment. Figures in italics indicate the base number of FP17s or Patient Questionnaire responses are less than 100. N/A is shown where the base number of responses is less than 10 during the period. % is calculated as Quantity/Base number\*100

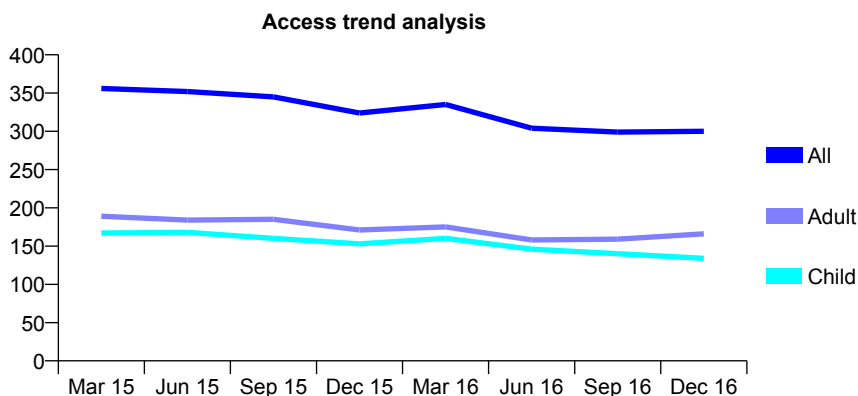
## Q49 - Vital Signs At a Glance Contract Report for 836257/0001 - December 2016

Name or company name	MR TA KANJOO
Contract type name	GDS Contract
Purpose of contract	General
Contract start date	01/04/2006
Contract end date	

16/17 Contracted general activity (UDA)	600
Carry forward general activity (UDA)	24
16/17 Contracted orthodontic activity (UOA)	0
Carry forward orthodontic activity (UOA)	0
Baseline contract value	£14,189.04

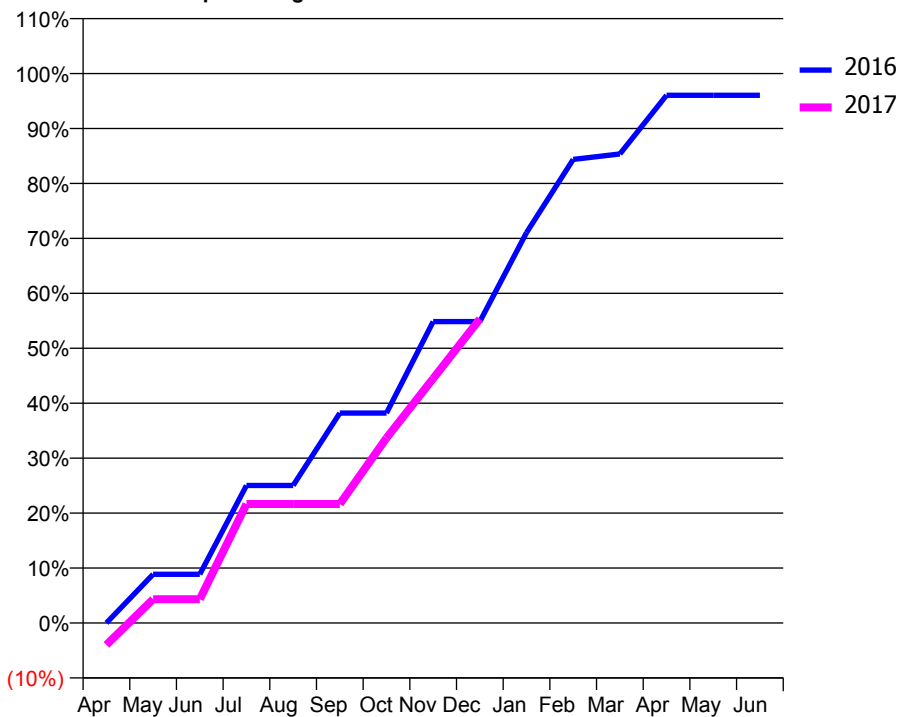
### ACCESS\*

Patients seen in 24 months	Total	Change since previous quarter
Quarter ending December 2015	324	
Quarter ending March 2016	335	↑
Quarter ending June 2016	304	↓
Quarter ending September 2016	299	↓
Quarter ending December 2016	300	→
<b>Variance since December 2015</b>	<b>(7.4%)</b>	<b>↓</b>



### ACTIVITY

Cumulative percentage of contracted UDA delivered 2016 & 2017



Adjusted Scheduled Activity (UDA)

Month	2016	2017
April	0	-24
May	53	26
June	53	26
July	150	130
August	150	130
September	229	130
October	229	202
November	329	267
December	329	332
January	426	
February	506	
March	512	
April	576	
May	576	
June	576	

### QUALITY

	Quantity	Base Number	Contract	AT	Region	England
% of FP17s for the same patient ID Re-attending within 3 months - Children	3	126	2.4%	11.7%	13.4%	12.4%
% of FP17s for the same patient ID Re-attending within 3 months - Adults	11	125	8.8%	15.7%	17.3%	16.6%
% of FP17s for the same patient ID Re-attending between 3 & 9 months - Children	74	126	58.7%	57.3%	58.9%	57.5%
% of FP17s for the same patient ID Re-attending between 3 & 9 months - Adults	70	125	56.0%	52.2%	52.5%	50.4%
% of FP17s for Band 1 Urgent Courses	0	213	0.0%	8.3%	9.3%	9.1%
% of FP17s Relating to Free Repair or Replacements	0	213	0.0%	1.2%	1.0%	0.8%
% of FP17s Relating to Continuations	0	213	0.0%	1.6%	1.5%	1.3%
% of Patients satisfied with the dentistry they have received	0	0	N/A	92.5%	93.1%	92.7%
% of Patients satisfied with the time they had to wait for an appointment	0	0	N/A	90.6%	89.8%	88.8%

\* This is based on patients treated on this contract for their most recent course of treatment. Figures in italics indicate the base number of FP17s or Patient Questionnaire responses are less than 100. N/A is shown where the base number of responses is less than 10 during the period. % is calculated as Quantity/Base number\*100

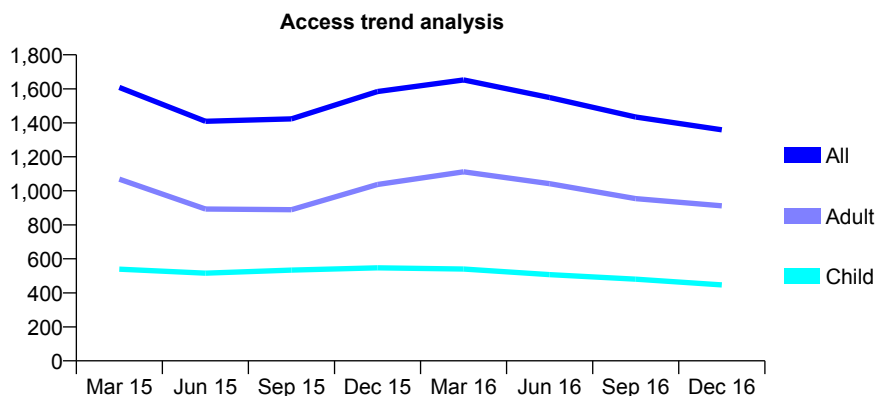
## Q49 - Vital Signs At a Glance Contract Report for 840505/0001 - December 2016

Name or company name	MISS E MATHER
Contract type name	GDS Contract
Purpose of contract	General
Contract start date	01/04/2006
Contract end date	

16/17 Contracted general activity (UDA)	5,520
Carry forward general activity (UDA)	436
16/17 Contracted orthodontic activity (UOA)	0
Carry forward orthodontic activity (UOA)	0
Baseline contract value	£134,070.40

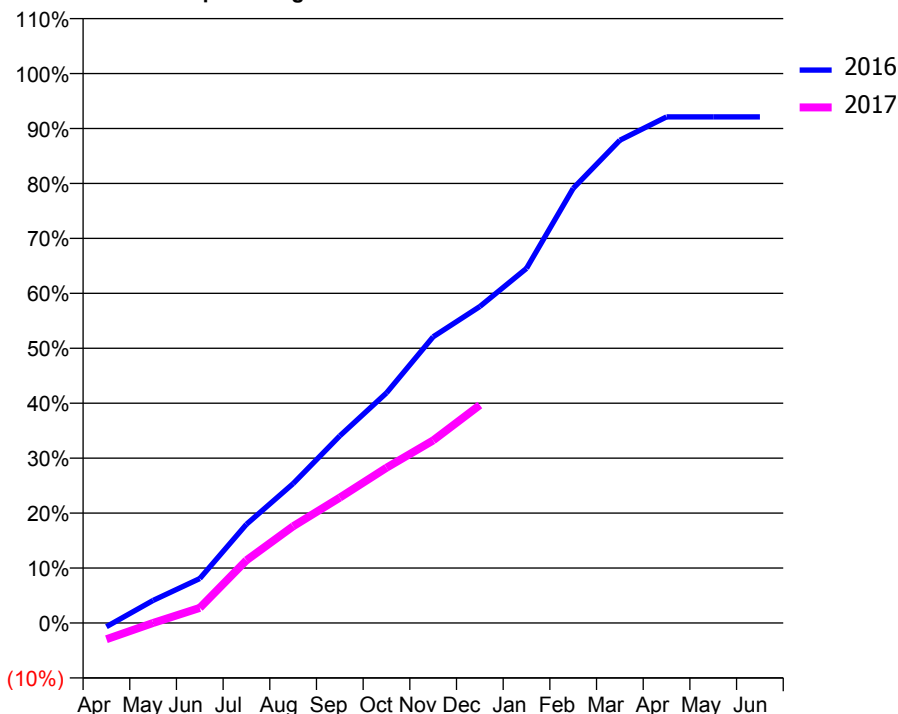
### ACCESS\*

Patients seen in 24 months	Total	Change since previous quarter
Quarter ending December 2015	1,584	
Quarter ending March 2016	1,652	↑
Quarter ending June 2016	1,549	↓
Quarter ending September 2016	1,434	↓
Quarter ending December 2016	1,359	↓
<b>Variance since December 2015</b>	<b>(14.2%)</b>	<b>↓</b>



### ACTIVITY

Cumulative percentage of contracted UDA delivered 2016 & 2017



Month	Adjusted Scheduled Activity (UDA)	
	2016	2017
April	-38	-164
May	227	-1
June	447	152
July	992	630
August	1,401	972
September	1,880	1,260
October	2,311	1,559
November	2,875	1,835
December	3,180	2,190
January	3,562	
February	4,366	
March	4,850	
April	5,085	
May	5,085	
June	5,085	

### QUALITY

	Quantity	Base Number	Contract	AT	Region	England
% of FP17s for the same patient ID Re-attending within 3 months - Children	38	602	6.3%	11.7%	13.4%	12.4%
% of FP17s for the same patient ID Re-attending within 3 months - Adults	114	1,029	11.1%	15.7%	17.3%	16.6%
% of FP17s for the same patient ID Re-attending between 3 & 9 months - Children	425	602	70.6%	57.3%	58.9%	57.5%
% of FP17s for the same patient ID Re-attending between 3 & 9 months - Adults	627	1,029	60.9%	52.2%	52.5%	50.4%
% of FP17s for Band 1 Urgent Courses	90	1,511	6.0%	8.3%	9.3%	9.1%
% of FP17s Relating to Free Repair or Replacements	11	1,511	0.7%	1.2%	1.0%	0.8%
% of FP17s Relating to Continuations	13	1,511	0.9%	1.6%	1.5%	1.3%
% of Patients satisfied with the dentistry they have received	3	3	N/A	92.5%	93.1%	92.7%
% of Patients satisfied with the time they had to wait for an appointment	3	3	N/A	90.6%	89.8%	88.8%

\* This is based on patients treated on this contract for their most recent course of treatment. Figures in italics indicate the base number of FP17s or Patient Questionnaire responses are less than 100. N/A is shown where the base number of responses is less than 10 during the period. % is calculated as Quantity/Base number\*100

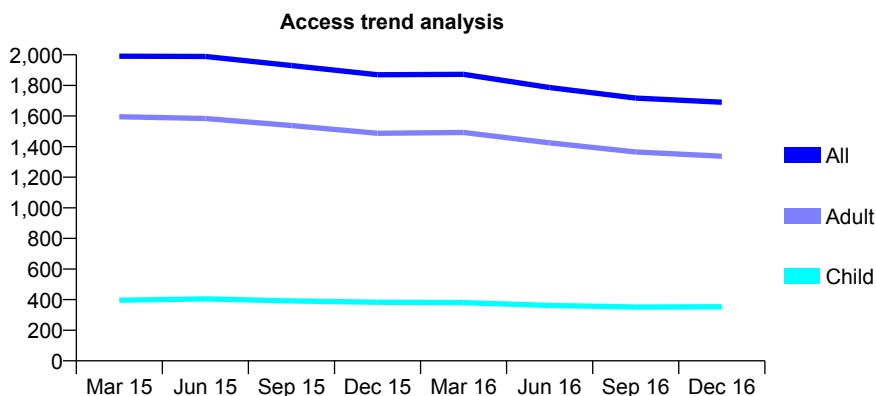
## Q49 - Vital Signs At a Glance Contract Report for 840645/0001 - December 2016

Name or company name	MR KS BAMRAH
Contract type name	GDS Contract
Purpose of contract	General
Contract start date	01/04/2006
Contract end date	

16/17 Contracted general activity (UDA)	10,061
Carry forward general activity (UDA)	15
16/17 Contracted orthodontic activity (UOA)	0
Carry forward orthodontic activity (UOA)	0
Baseline contract value	£258,777.98

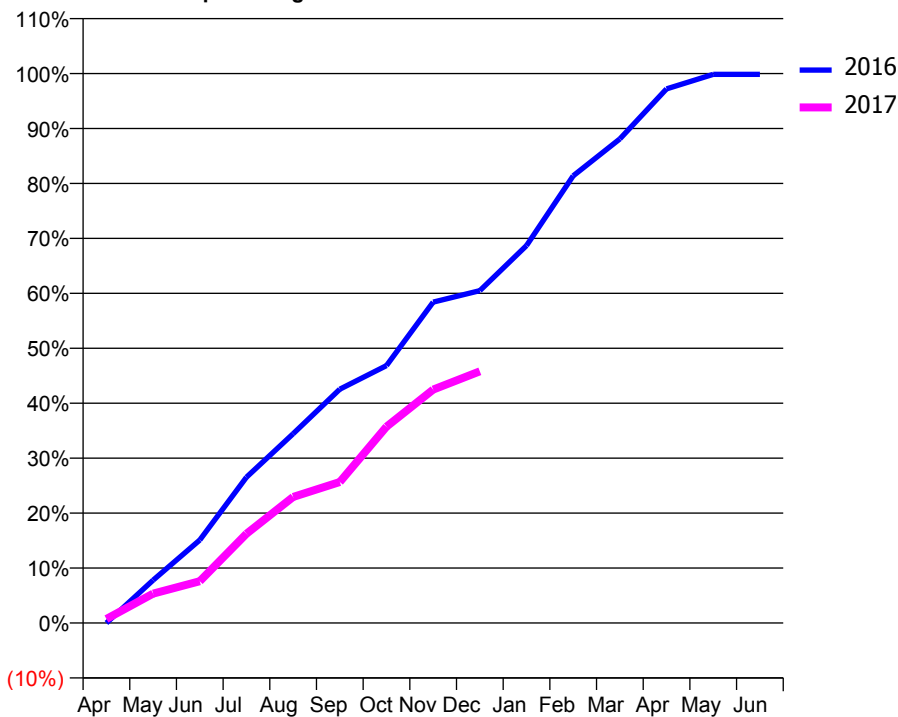
### ACCESS\*

Patients seen in 24 months	Total	Change since previous quarter
Quarter ending December 2015	1,870	
Quarter ending March 2016	1,872	→
Quarter ending June 2016	1,786	↓
Quarter ending September 2016	1,717	↓
Quarter ending December 2016	1,690	↓
<b>Variance since December 2015</b>	<b>(9.6%)</b>	<b>↓</b>



### ACTIVITY

Cumulative percentage of contracted UDA delivered 2016 & 2017



Month	Adjusted Scheduled Activity (UDA)	
	2016	2017
April	0	75
May	784	538
June	1,520	764
July	2,669	1,634
August	3,465	2,309
September	4,281	2,583
October	4,712	3,595
November	5,876	4,274
December	6,086	4,608
January	6,912	
February	8,189	
March	8,863	
April	9,779	
May	10,046	
June	10,046	

### QUALITY

	Quantity	Base Number	Contract	AT	Region	England
% of FP17s for the same patient ID Re-attending within 3 months - Children	33	254	13.0%	11.7%	13.4%	12.4%
% of FP17s for the same patient ID Re-attending within 3 months - Adults	244	1,073	22.7%	15.7%	17.3%	16.6%
% of FP17s for the same patient ID Re-attending between 3 & 9 months - Children	78	254	30.7%	57.3%	58.9%	57.5%
% of FP17s for the same patient ID Re-attending between 3 & 9 months - Adults	384	1,073	35.8%	52.2%	52.5%	50.4%
% of FP17s for Band 1 Urgent Courses	234	1,101	21.3%	8.3%	9.3%	9.1%
% of FP17s Relating to Free Repair or Replacements	9	1,101	0.8%	1.2%	1.0%	0.8%
% of FP17s Relating to Continuations	0	1,101	0.0%	1.6%	1.5%	1.3%
% of Patients satisfied with the dentistry they have received	5	5	N/A	92.5%	93.1%	92.7%
% of Patients satisfied with the time they had to wait for an appointment	5	5	N/A	90.6%	89.8%	88.8%

\* This is based on patients treated on this contract for their most recent course of treatment. Figures in italics indicate the base number of FP17s or Patient Questionnaire responses are less than 100. N/A is shown where the base number of responses is less than 10 during the period. % is calculated as Quantity/Base number\*100

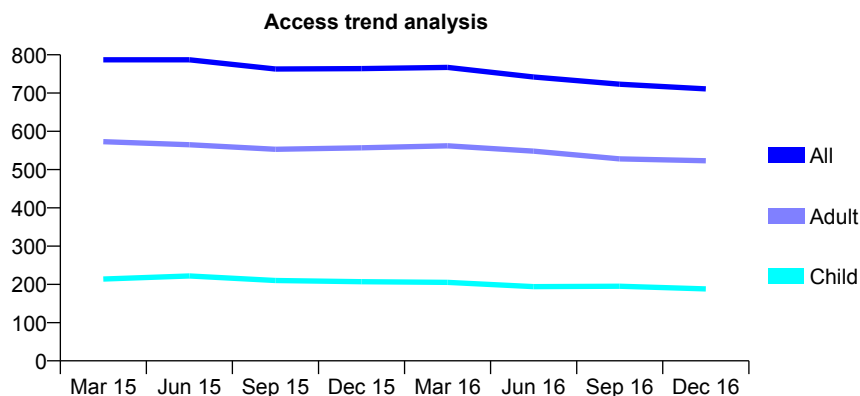
## Q49 - Vital Signs At a Glance Contract Report for 840645/0002 - December 2016

Name or company name	MR KS BAMRAH
Contract type name	GDS Contract
Purpose of contract	General
Contract start date	01/04/2006
Contract end date	

16/17 Contracted general activity (UDA)	3,407
Carry forward general activity (UDA)	0
16/17 Contracted orthodontic activity (UOA)	0
Carry forward orthodontic activity (UOA)	0
Baseline contract value	£71,429.23

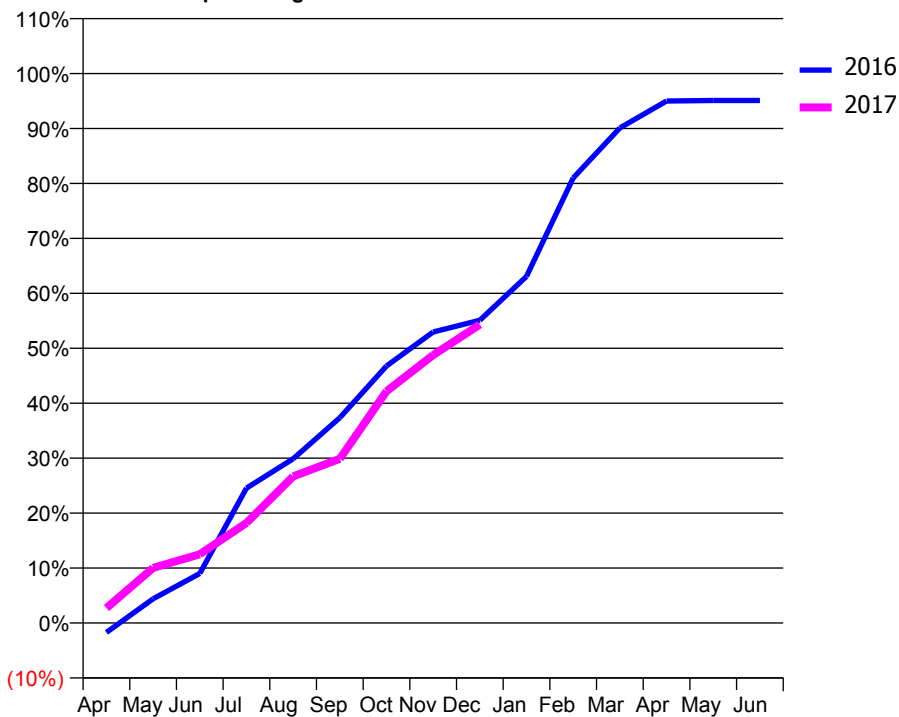
### ACCESS\*

Patients seen in 24 months	Total	Change since previous quarter
Quarter ending December 2015	764	
Quarter ending March 2016	767	→
Quarter ending June 2016	742	↓
Quarter ending September 2016	723	↓
Quarter ending December 2016	711	↓
<b>Variance since December 2015</b>	<b>(6.9%)</b>	<b>↓</b>



### ACTIVITY

Cumulative percentage of contracted UDA delivered 2016 & 2017



Month	Adjusted Scheduled Activity (UDA)	
	2016	2017
April	-59	93
May	150	342
June	307	426
July	836	621
August	1,018	909
September	1,273	1,018
October	1,593	1,437
November	1,804	1,662
December	1,877	1,851
January	2,150	
February	2,759	
March	3,070	
April	3,237	
May	3,240	
June	3,240	

### QUALITY

	Quantity	Base Number	Contract	AT	Region	England
% of FP17s for the same patient ID Re-attending within 3 months - Children	28	150	18.7%	11.7%	13.4%	12.4%
% of FP17s for the same patient ID Re-attending within 3 months - Adults	78	367	21.3%	15.7%	17.3%	16.6%
% of FP17s for the same patient ID Re-attending between 3 & 9 months - Children	28	150	18.7%	57.3%	58.9%	57.5%
% of FP17s for the same patient ID Re-attending between 3 & 9 months - Adults	98	367	26.7%	52.2%	52.5%	50.4%
% of FP17s for Band 1 Urgent Courses	104	482	21.6%	8.3%	9.3%	9.1%
% of FP17s Relating to Free Repair or Replacements	6	482	1.2%	1.2%	1.0%	0.8%
% of FP17s Relating to Continuations	3	482	0.6%	1.6%	1.5%	1.3%
% of Patients satisfied with the dentistry they have received	3	3	N/A	92.5%	93.1%	92.7%
% of Patients satisfied with the time they had to wait for an appointment	3	3	N/A	90.6%	89.8%	88.8%

\* This is based on patients treated on this contract for their most recent course of treatment. Figures in italics indicate the base number of FP17s or Patient Questionnaire responses are less than 100. N/A is shown where the base number of responses is less than 10 during the period. % is calculated as Quantity/Base number\*100

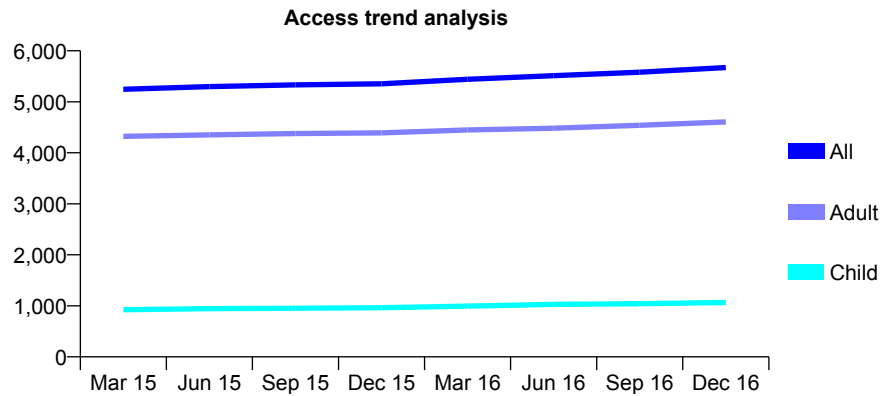
## Q49 - Vital Signs At a Glance Contract Report for 858358/0001 - December 2016

Name or company name	MR RG SMITH
Contract type name	GDS Contract
Purpose of contract	General
Contract start date	06/04/2011
Contract end date	

16/17 Contracted general activity (UDA)	16,808
Carry forward general activity (UDA)	336
16/17 Contracted orthodontic activity (UOA)	0
Carry forward orthodontic activity (UOA)	0
Baseline contract value	£360,527.91

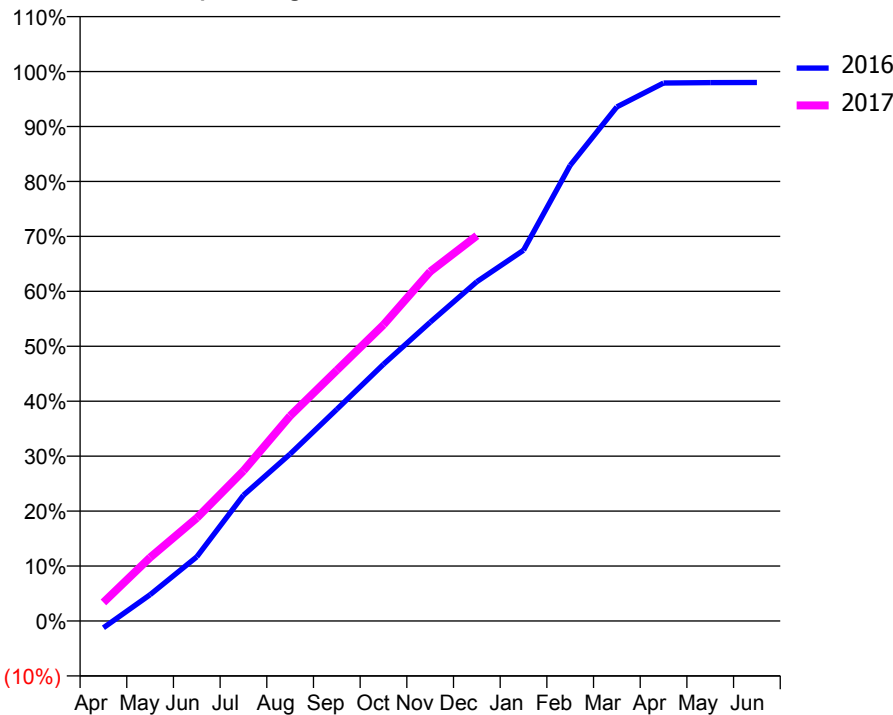
### ACCESS\*

Patients seen in 24 months	Total	Change since previous quarter
Quarter ending December 2015	5,353	
Quarter ending March 2016	5,443	→
Quarter ending June 2016	5,512	→
Quarter ending September 2016	5,580	→
Quarter ending December 2016	5,671	→
<b>Variance since December 2015</b>	<b>5.9%</b>	<b>↑</b>



### ACTIVITY

Cumulative percentage of contracted UDA delivered 2016 & 2017



Month	Adjusted Scheduled Activity (UDA)	
	2016	2017
April	-210	569
May	806	1,945
June	1,965	3,150
July	3,849	4,595
August	5,107	6,276
September	6,477	7,668
October	7,855	9,060
November	9,138	10,687
December	10,377	11,784
January	11,341	
February	13,938	
March	15,725	
April	16,455	
May	16,467	
June	16,472	

### QUALITY

	Quantity	Base Number	Contract	AT	Region	England
% of FP17s for the same patient ID Re-attending within 3 months - Children	86	1,132	7.6%	11.7%	13.4%	12.4%
% of FP17s for the same patient ID Re-attending within 3 months - Adults	939	5,316	17.7%	15.7%	17.3%	16.6%
% of FP17s for the same patient ID Re-attending between 3 & 9 months - Children	646	1,132	57.1%	57.3%	58.9%	57.5%
% of FP17s for the same patient ID Re-attending between 3 & 9 months - Adults	3,053	5,316	57.4%	52.2%	52.5%	50.4%
% of FP17s for Band 1 Urgent Courses	816	5,679	14.4%	8.3%	9.3%	9.1%
% of FP17s Relating to Free Repair or Replacements	80	5,679	1.4%	1.2%	1.0%	0.8%
% of FP17s Relating to Continuations	38	5,679	0.7%	1.6%	1.5%	1.3%
% of Patients satisfied with the dentistry they have received	8	10	80.0%	92.5%	93.1%	92.7%
% of Patients satisfied with the time they had to wait for an appointment	10	10	100.0%	90.6%	89.8%	88.8%

\* This is based on patients treated on this contract for their most recent course of treatment. Figures in italics indicate the base number of FP17s or Patient Questionnaire responses are less than 100. N/A is shown where the base number of responses is less than 10 during the period. % is calculated as Quantity/Base number\*100



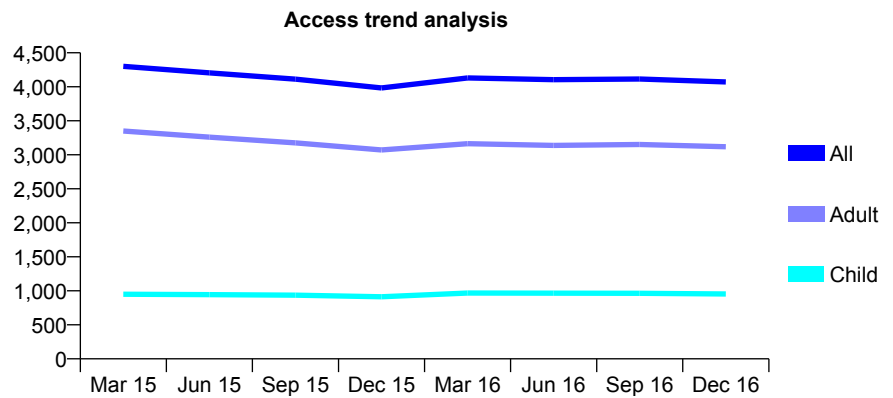
## Q49 - Vital Signs At a Glance Contract Report for 866253/0001 - December 2016

Name or company name	MR LB FERGUSON
Contract type name	GDS Contract
Purpose of contract	General
Contract start date	01/04/2010
Contract end date	

16/17 Contracted general activity (UDA)	10,475
Carry forward general activity (UDA)	289
16/17 Contracted orthodontic activity (UOA)	0
Carry forward orthodontic activity (UOA)	0
Baseline contract value	£224,697.38

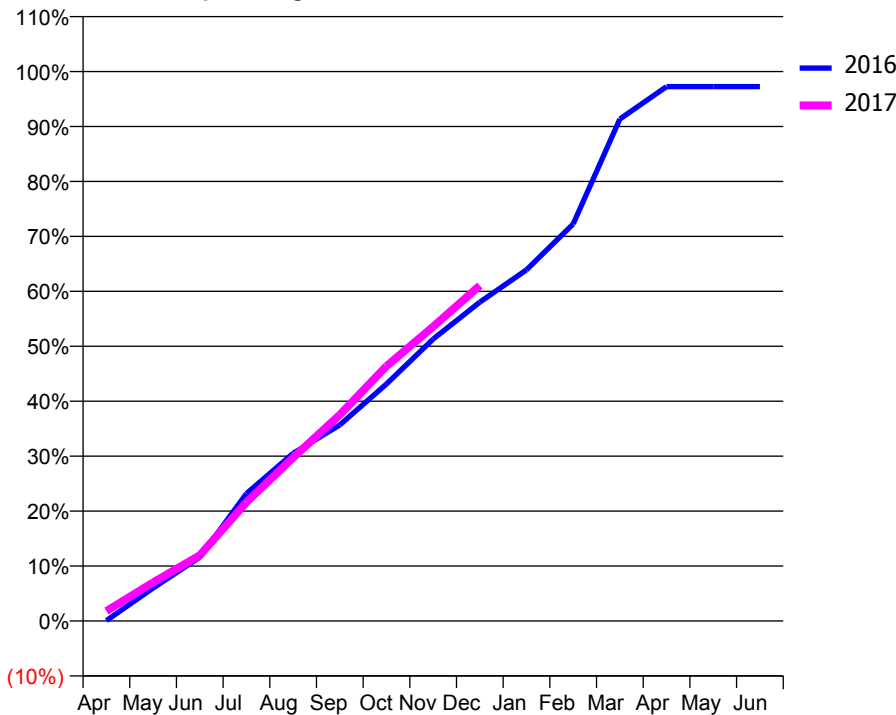
### ACCESS\*

Patients seen in 24 months	Total	Change since previous quarter
Quarter ending December 2015	3,983	
Quarter ending March 2016	4,131	↑
Quarter ending June 2016	4,105	→
Quarter ending September 2016	4,115	→
Quarter ending December 2016	4,072	↓
<b>Variance since December 2015</b>	2.2%	↑



### ACTIVITY

Cumulative percentage of contracted UDA delivered 2016 & 2017



Month	Adjusted Scheduled Activity (UDA)	
	2016	2017
April	8	189
May	629	735
June	1,217	1,251
July	2,428	2,267
August	3,196	3,115
September	3,739	3,932
October	4,518	4,860
November	5,374	5,612
December	6,079	6,394
January	6,695	
February	7,568	
March	9,568	
April	10,187	
May	10,186	
June	10,186	

### QUALITY

	Quantity	Base Number	Contract	AT	Region	England
% of FP17s for the same patient ID Re-attending within 3 months - Children	45	944	4.8%	11.7%	13.4%	12.4%
% of FP17s for the same patient ID Re-attending within 3 months - Adults	446	3,229	13.8%	15.7%	17.3%	16.6%
% of FP17s for the same patient ID Re-attending between 3 & 9 months - Children	515	944	54.6%	57.3%	58.9%	57.5%
% of FP17s for the same patient ID Re-attending between 3 & 9 months - Adults	1,865	3,229	57.8%	52.2%	52.5%	50.4%
% of FP17s for Band 1 Urgent Courses	281	3,135	9.0%	8.3%	9.3%	9.1%
% of FP17s Relating to Free Repair or Replacements	32	3,135	1.0%	1.2%	1.0%	0.8%
% of FP17s Relating to Continuations	22	3,135	0.7%	1.6%	1.5%	1.3%
% of Patients satisfied with the dentistry they have received	7	8	N/A	92.5%	93.1%	92.7%
% of Patients satisfied with the time they had to wait for an appointment	7	8	N/A	90.6%	89.8%	88.8%

\* This is based on patients treated on this contract for their most recent course of treatment. Figures in italics indicate the base number of FP17s or Patient Questionnaire responses are less than 100. N/A is shown where the base number of responses is less than 10 during the period. % is calculated as Quantity/Base number\*100

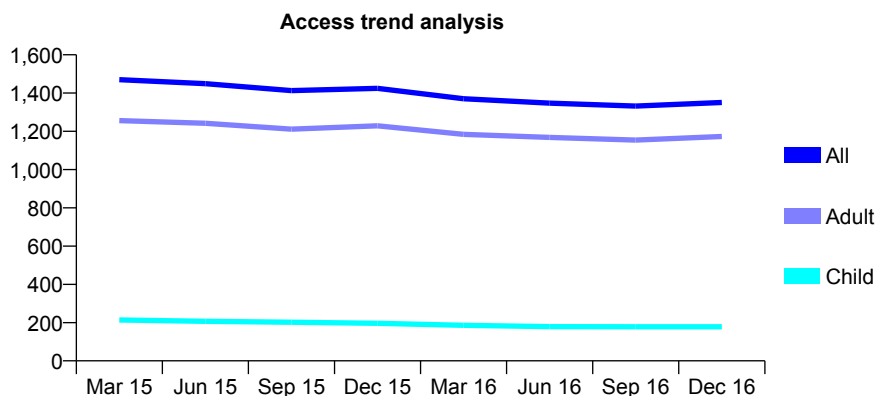
## Q49 - Vital Signs At a Glance Contract Report for 906166/0001 - December 2016

Name or company name	MR JP CRAWFORD
Contract type name	GDS Contract
Purpose of contract	General
Contract start date	01/04/2006
Contract end date	

16/17 Contracted general activity (UDA)	3,000
Carry forward general activity (UDA)	44
16/17 Contracted orthodontic activity (UOA)	0
Carry forward orthodontic activity (UOA)	0
Baseline contract value	£70,581.66

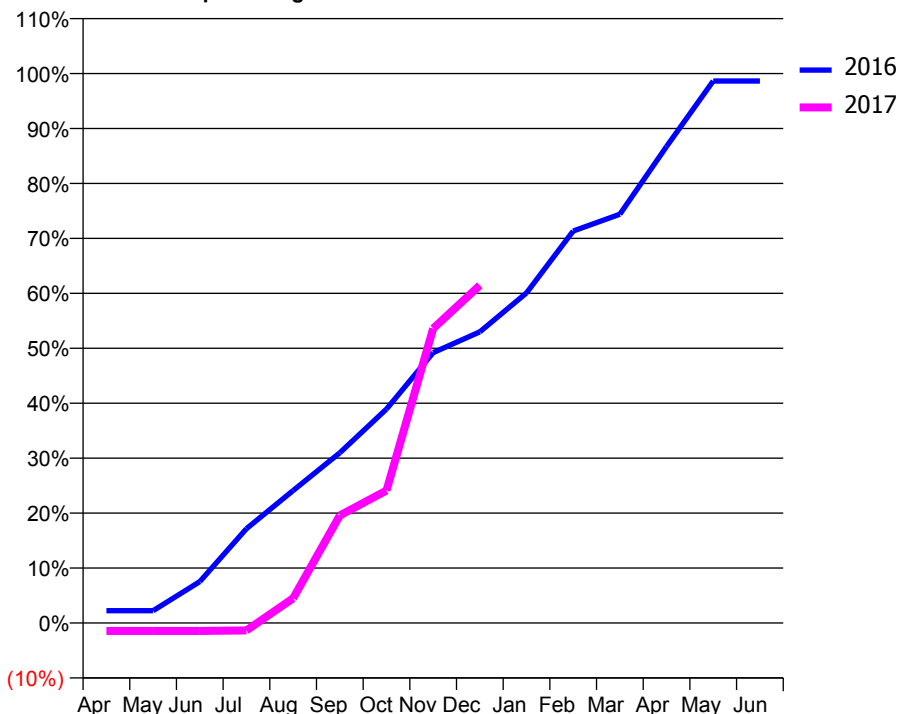
### ACCESS\*

Patients seen in 24 months	Total	Change since previous quarter
Quarter ending December 2015	1,425	
Quarter ending March 2016	1,370	↓
Quarter ending June 2016	1,347	↓
Quarter ending September 2016	1,332	↓
Quarter ending December 2016	1,351	→
<b>Variance since December 2015</b>	<b>(5.2%)</b>	<b>↓</b>



### ACTIVITY

Cumulative percentage of contracted UDA delivered 2016 & 2017



Month	Adjusted Scheduled Activity (UDA)	
	2016	2017
April	73	-44
May	73	-44
June	245	-44
July	560	-41
August	786	135
September	1,010	587
October	1,269	723
November	1,603	1,608
December	1,727	1,844
January	1,958	
February	2,324	
March	2,425	
April	2,826	
May	3,215	
June	3,215	

### QUALITY

	Quantity	Base Number	Contract	AT	Region	England
% of FP17s for the same patient ID Re-attending within 3 months - Children	0	199	0.0%	11.7%	13.4%	12.4%
% of FP17s for the same patient ID Re-attending within 3 months - Adults	42	1,283	3.3%	15.7%	17.3%	16.6%
% of FP17s for the same patient ID Re-attending between 3 & 9 months - Children	100	199	50.3%	57.3%	58.9%	57.5%
% of FP17s for the same patient ID Re-attending between 3 & 9 months - Adults	742	1,283	57.8%	52.2%	52.5%	50.4%
% of FP17s for Band 1 Urgent Courses	3	1,051	0.3%	8.3%	9.3%	9.1%
% of FP17s Relating to Free Repair or Replacements	10	1,051	1.0%	1.2%	1.0%	0.8%
% of FP17s Relating to Continuations	5	1,051	0.5%	1.6%	1.5%	1.3%
% of Patients satisfied with the dentistry they have received	4	4	N/A	92.5%	93.1%	92.7%
% of Patients satisfied with the time they had to wait for an appointment	3	4	N/A	90.6%	89.8%	88.8%

\* This is based on patients treated on this contract for their most recent course of treatment. Figures in italics indicate the base number of FP17s or Patient Questionnaire responses are less than 100. N/A is shown where the base number of responses is less than 10 during the period. % is calculated as Quantity/Base number\*100

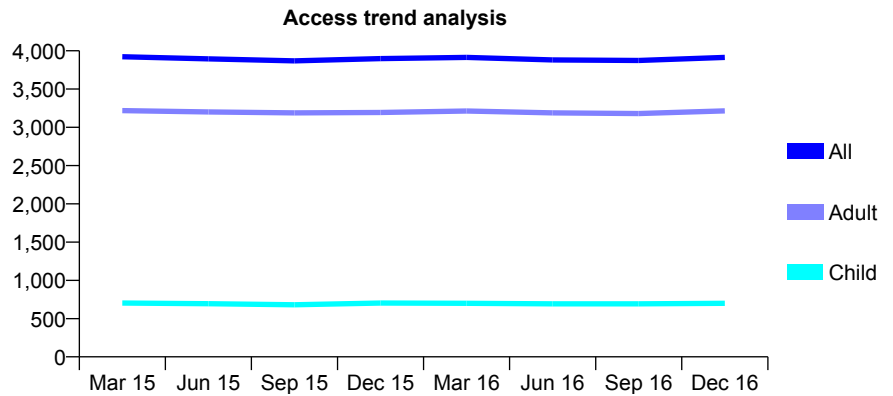
## Q49 - Vital Signs At a Glance Contract Report for 907979/0001 - December 2016

Name or company name	MR GA CONLON
Contract type name	GDS Contract
Purpose of contract	General
Contract start date	01/04/2006
Contract end date	

16/17 Contracted general activity (UDA)	12,929
Carry forward general activity (UDA)	0
16/17 Contracted orthodontic activity (UOA)	0
Carry forward orthodontic activity (UOA)	0
Baseline contract value	£276,176.66

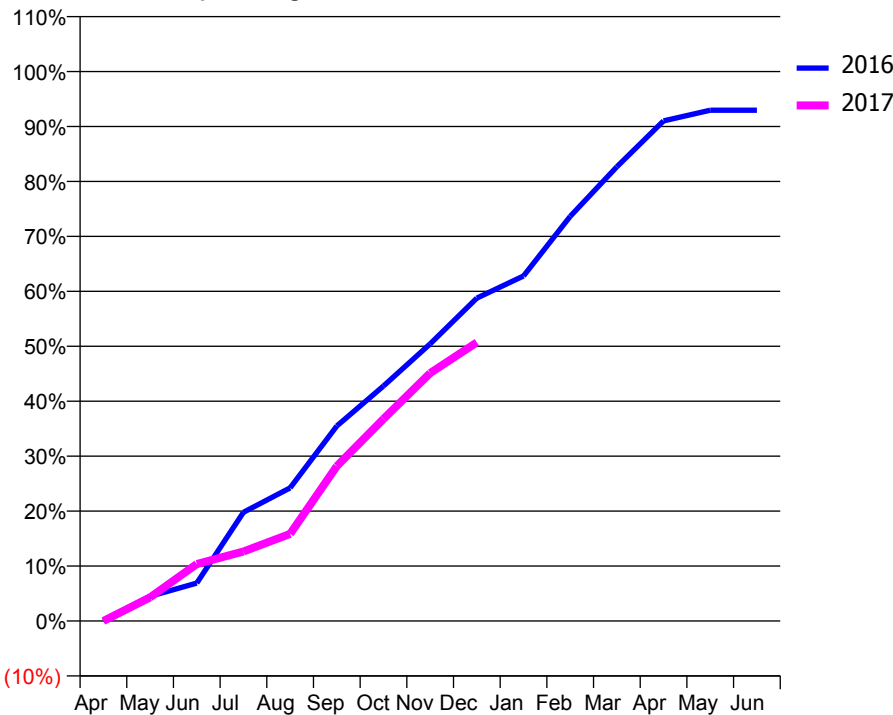
### ACCESS\*

Patients seen in 24 months	Total	Change since previous quarter
Quarter ending December 2015	3,898	
Quarter ending March 2016	3,913	→
Quarter ending June 2016	3,880	→
Quarter ending September 2016	3,873	→
Quarter ending December 2016	3,913	→
<b>Variance since December 2015</b>	<b>0.4%</b>	<b>→</b>



### ACTIVITY

Cumulative percentage of contracted UDA delivered 2016 & 2017



Month	Adjusted Scheduled Activity (UDA)	
	2016	2017
April	0	1
May	583	558
June	892	1,342
July	2,559	1,636
August	3,133	2,051
September	4,589	3,645
October	5,531	4,756
November	6,522	5,835
December	7,596	6,555
January	8,117	
February	9,520	
March	10,689	
April	11,767	
May	12,019	
June	12,019	

### QUALITY

	Quantity	Base Number	Contract	AT	Region	England
% of FP17s for the same patient ID Re-attending within 3 months - Children	37	645	5.7%	11.7%	13.4%	12.4%
% of FP17s for the same patient ID Re-attending within 3 months - Adults	469	3,127	15.0%	15.7%	17.3%	16.6%
% of FP17s for the same patient ID Re-attending between 3 & 9 months - Children	339	645	52.6%	57.3%	58.9%	57.5%
% of FP17s for the same patient ID Re-attending between 3 & 9 months - Adults	1,670	3,127	53.4%	52.2%	52.5%	50.4%
% of FP17s for Band 1 Urgent Courses	17	3,246	0.5%	8.3%	9.3%	9.1%
% of FP17s Relating to Free Repair or Replacements	11	3,246	0.3%	1.2%	1.0%	0.8%
% of FP17s Relating to Continuations	98	3,246	3.0%	1.6%	1.5%	1.3%
% of Patients satisfied with the dentistry they have received	10	10	100.0%	92.5%	93.1%	92.7%
% of Patients satisfied with the time they had to wait for an appointment	10	10	100.0%	90.6%	89.8%	88.8%

\* This is based on patients treated on this contract for their most recent course of treatment. Figures in italics indicate the base number of FP17s or Patient Questionnaire responses are less than 100. N/A is shown where the base number of responses is less than 10 during the period. % is calculated as Quantity/Base number\*100

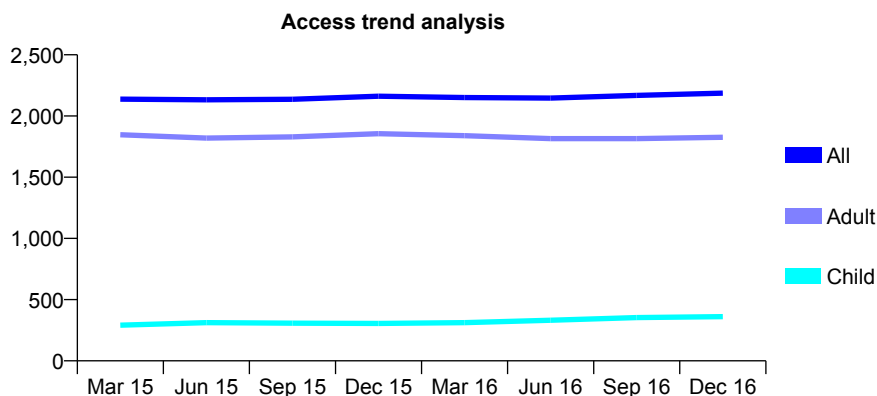
## Q49 - Vital Signs At a Glance Contract Report for 912948/0001 - December 2016

Name or company name	MR MF LEE
Contract type name	GDS Contract
Purpose of contract	General
Contract start date	01/04/2006
Contract end date	

16/17 Contracted general activity (UDA)	6,547
Carry forward general activity (UDA)	0
16/17 Contracted orthodontic activity (UOA)	0
Carry forward orthodontic activity (UOA)	0
Baseline contract value	£170,784.09

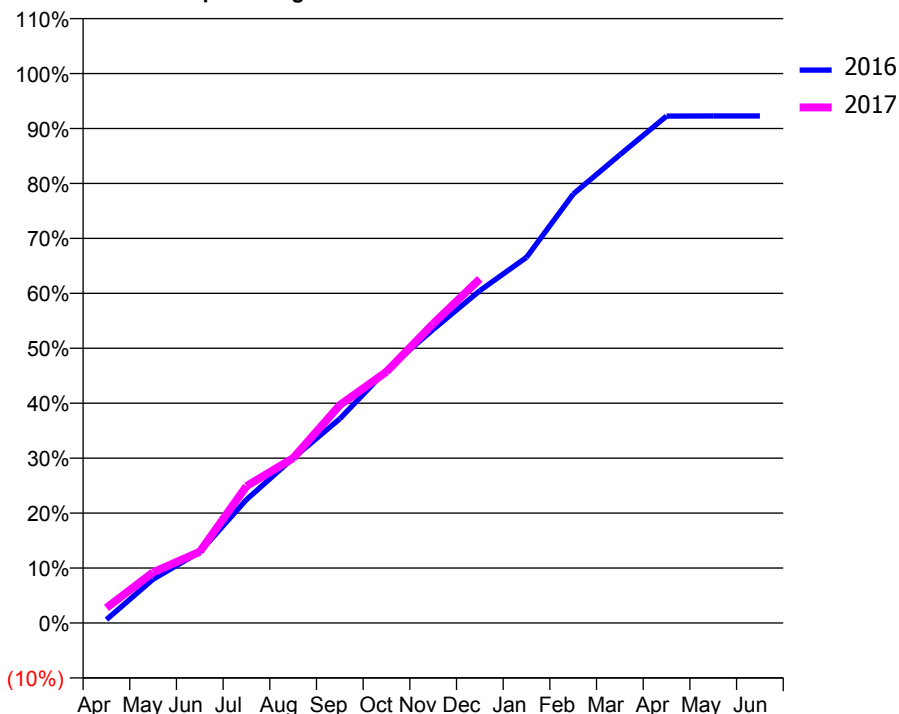
### ACCESS\*

Patients seen in 24 months	Total	Change since previous quarter
Quarter ending December 2015	2,162	
Quarter ending March 2016	2,151	→
Quarter ending June 2016	2,147	→
Quarter ending September 2016	2,168	→
Quarter ending December 2016	2,187	→
<b>Variance since December 2015</b>	<b>1.2%</b>	<b>→</b>



### ACTIVITY

**Cumulative percentage of contracted UDA delivered 2016 & 2017**



Month	Adjusted Scheduled Activity (UDA)	
	2016	2017
April	41	180
May	521	605
June	845	848
July	1,471	1,632
August	1,964	1,964
September	2,433	2,597
October	3,014	2,993
November	3,498	3,566
December	3,959	4,100
January	4,357	
February	5,111	
March	5,580	
April	6,040	
May	6,041	
June	6,041	

### QUALITY

	Quantity	Base Number	Contract	AT	Region	England
% of FP17s for the same patient ID Re-attending within 3 months - Children	20	340	5.9%	11.7%	13.4%	12.4%
% of FP17s for the same patient ID Re-attending within 3 months - Adults	145	1,555	9.3%	15.7%	17.3%	16.6%
% of FP17s for the same patient ID Re-attending between 3 & 9 months - Children	141	340	41.5%	57.3%	58.9%	57.5%
% of FP17s for the same patient ID Re-attending between 3 & 9 months - Adults	702	1,555	45.1%	52.2%	52.5%	50.4%
% of FP17s for Band 1 Urgent Courses	110	1,727	6.4%	8.3%	9.3%	9.1%
% of FP17s Relating to Free Repair or Replacements	2	1,727	0.1%	1.2%	1.0%	0.8%
% of FP17s Relating to Continuations	5	1,727	0.3%	1.6%	1.5%	1.3%
% of Patients satisfied with the dentistry they have received	3	3	N/A	92.5%	93.1%	92.7%
% of Patients satisfied with the time they had to wait for an appointment	3	3	N/A	90.6%	89.8%	88.8%

\* This is based on patients treated on this contract for their most recent course of treatment. Figures in italics indicate the base number of FP17s or Patient Questionnaire responses are less than 100. N/A is shown where the base number of responses is less than 10 during the period. % is calculated as Quantity/Base number\*100

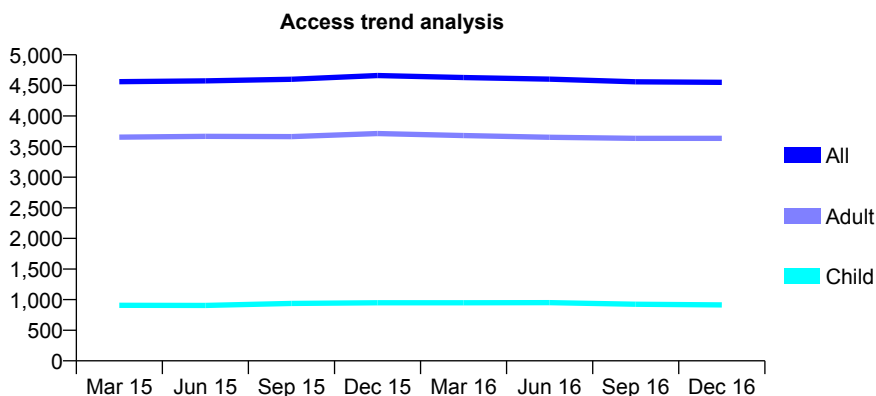
## Q49 - Vital Signs At a Glance Contract Report for 914223/0001 - December 2016

Name or company name	MR S TAYLOR
Contract type name	GDS Contract
Purpose of contract	General
Contract start date	01/04/2006
Contract end date	

16/17 Contracted general activity (UDA)	12,600
Carry forward general activity (UDA)	193
16/17 Contracted orthodontic activity (UOA)	0
Carry forward orthodontic activity (UOA)	0
Baseline contract value	£370,558.08

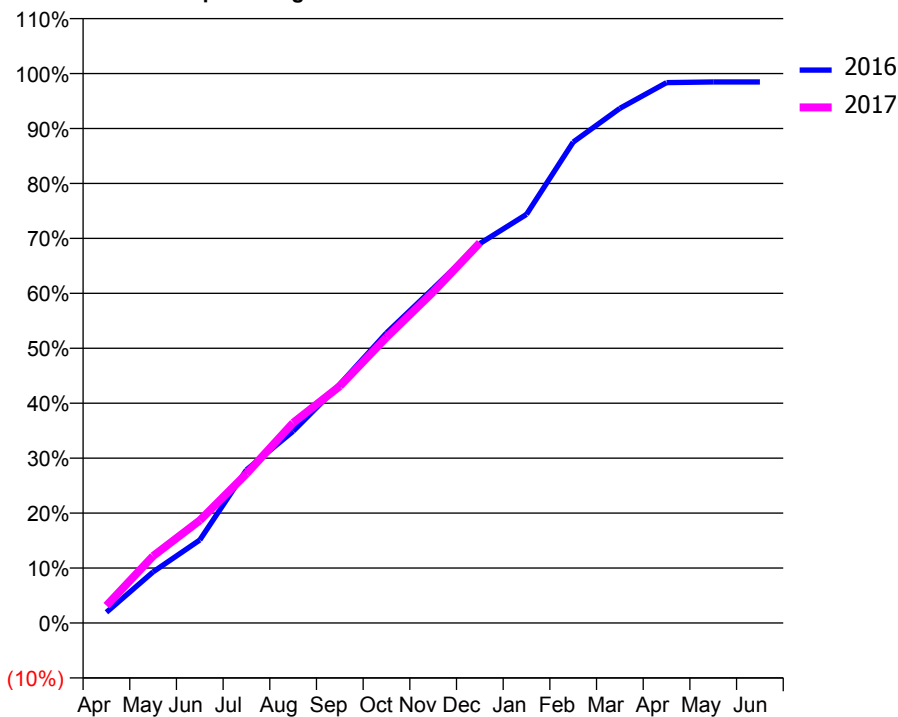
### ACCESS\*

Patients seen in 24 months	Total	Change since previous quarter
Quarter ending December 2015	4,662	
Quarter ending March 2016	4,629	→
Quarter ending June 2016	4,603	→
Quarter ending September 2016	4,559	→
Quarter ending December 2016	4,550	→
<b>Variance since December 2015</b>	<b>(2.4%)</b>	<b>↓</b>



### ACTIVITY

Cumulative percentage of contracted UDA delivered 2016 & 2017



Month	Adjusted Scheduled Activity (UDA)	
	2016	2017
April	247	400
May	1,174	1,537
June	1,904	2,354
July	3,511	3,424
August	4,398	4,592
September	5,473	5,431
October	6,651	6,552
November	7,670	7,589
December	8,699	8,718
January	9,369	
February	11,027	
March	11,802	
April	12,392	
May	12,407	
June	12,407	

### QUALITY

	Quantity	Base Number	Contract	AT	Region	England
% of FP17s for the same patient ID Re-attending within 3 months - Children	59	1,020	5.8%	11.7%	13.4%	12.4%
% of FP17s for the same patient ID Re-attending within 3 months - Adults	540	4,089	13.2%	15.7%	17.3%	16.6%
% of FP17s for the same patient ID Re-attending between 3 & 9 months - Children	643	1,020	63.0%	57.3%	58.9%	57.5%
% of FP17s for the same patient ID Re-attending between 3 & 9 months - Adults	2,569	4,089	62.8%	52.2%	52.5%	50.4%
% of FP17s for Band 1 Urgent Courses	179	4,818	3.7%	8.3%	9.3%	9.1%
% of FP17s Relating to Free Repair or Replacements	50	4,818	1.0%	1.2%	1.0%	0.8%
% of FP17s Relating to Continuations	125	4,818	2.6%	1.6%	1.5%	1.3%
% of Patients satisfied with the dentistry they have received	5	5	N/A	92.5%	93.1%	92.7%
% of Patients satisfied with the time they had to wait for an appointment	5	5	N/A	90.6%	89.8%	88.8%

\* This is based on patients treated on this contract for their most recent course of treatment. Figures in italics indicate the base number of FP17s or Patient Questionnaire responses are less than 100. N/A is shown where the base number of responses is less than 10 during the period. % is calculated as Quantity/Base number\*100

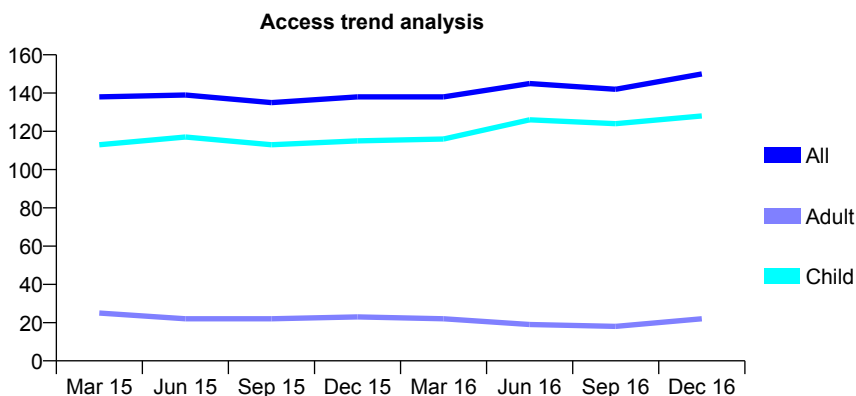
## Q49 - Vital Signs At a Glance Contract Report for 914797/0001 - December 2016

Name or company name	MR RJ PARKER
Contract type name	GDS Contract
Purpose of contract	General and Orthodontic
Contract start date	01/04/2006
Contract end date	

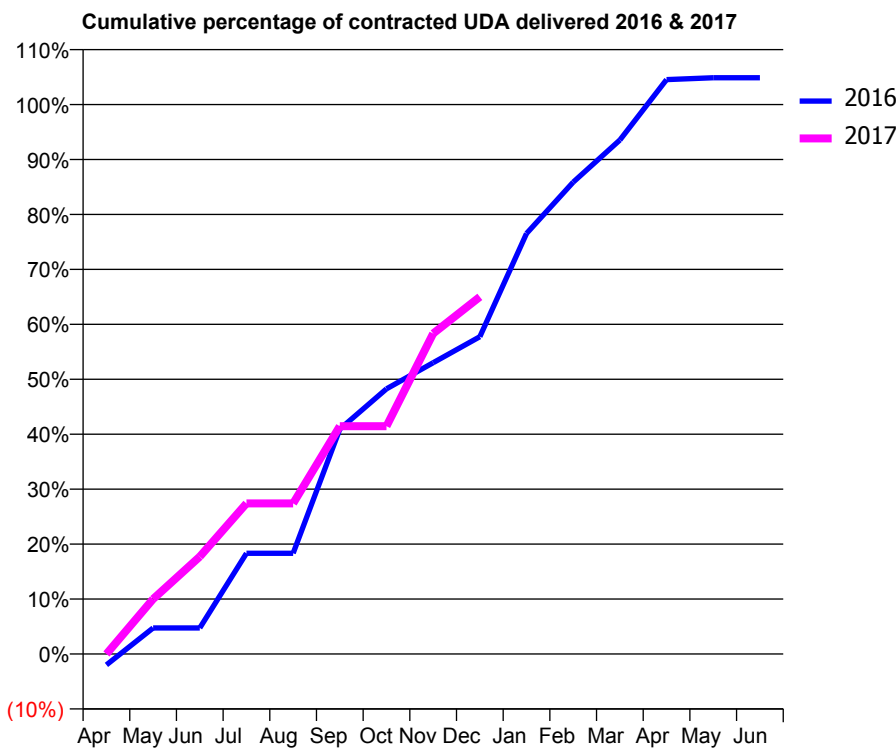
16/17 Contracted general activity (UDA)	300
Carry forward general activity (UDA)	0
16/17 Contracted orthodontic activity (UOA)	810
Carry forward orthodontic activity (UOA)	0
Baseline contract value	£59,207.69

### ACCESS\*

Patients seen in 24 months	Total	Change since previous quarter
Quarter ending December 2015	138	
Quarter ending March 2016	138	→
Quarter ending June 2016	145	↑
Quarter ending September 2016	142	↓
Quarter ending December 2016	150	↑
<b>Variance since December 2015</b>	<b>8.7%</b>	<b>↑</b>



### ACTIVITY



Month	Adjusted Scheduled Activity (UDA)	
	2016	2017
April	-6	0
May	14	30
June	14	53
July	55	82
August	55	82
September	123	124
October	145	124
November	159	175
December	173	195
January	230	
February	258	
March	281	
April	314	
May	315	
June	315	

### QUALITY

	Quantity	Base Number	Contract	AT	Region	England
% of FP17s for the same patient ID Re-attending within 3 months - Children	25	259	9.7%	11.7%	13.4%	12.4%
% of FP17s for the same patient ID Re-attending within 3 months - Adults	0	5	0.0%	15.7%	17.3%	16.6%
% of FP17s for the same patient ID Re-attending between 3 & 9 months - Children	114	259	44.0%	57.3%	58.9%	57.5%
% of FP17s for the same patient ID Re-attending between 3 & 9 months - Adults	1	5	20.0%	52.2%	52.5%	50.4%
% of FP17s for Band 1 Urgent Courses	5	126	4.0%	8.3%	9.3%	9.1%
% of FP17s Relating to Free Repair or Replacements	0	126	0.0%	1.2%	1.0%	0.8%
% of FP17s Relating to Continuations	0	126	0.0%	1.6%	1.5%	1.3%
% of Patients satisfied with the dentistry they have received	0	0	N/A	92.5%	93.1%	92.7%
% of Patients satisfied with the time they had to wait for an appointment	0	0	N/A	90.6%	89.8%	88.8%

\* This is based on patients treated on this contract for their most recent course of treatment. Figures in italics indicate the base number of FP17s or Patient Questionnaire responses are less than 100. N/A is shown where the base number of responses is less than 10 during the period. % is calculated as Quantity/Base number\*100

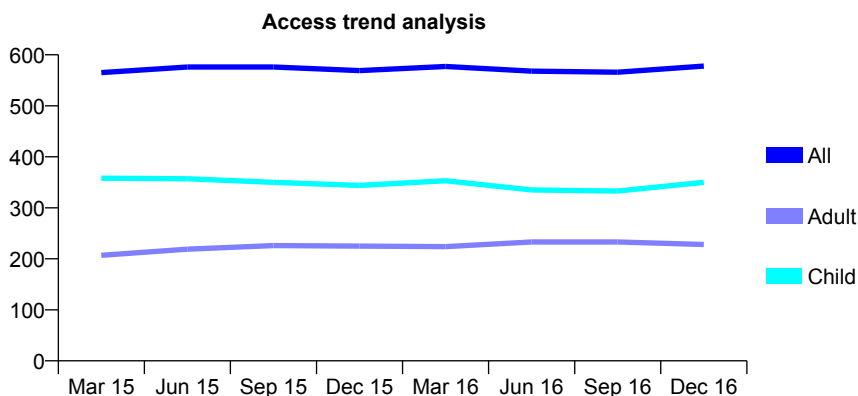
## Q49 - Vital Signs At a Glance Contract Report for 916870/0001 - December 2016

Name or company name	MR WD DOBLE
Contract type name	GDS Contract
Purpose of contract	General and Orthodontic
Contract start date	01/10/2013
Contract end date	

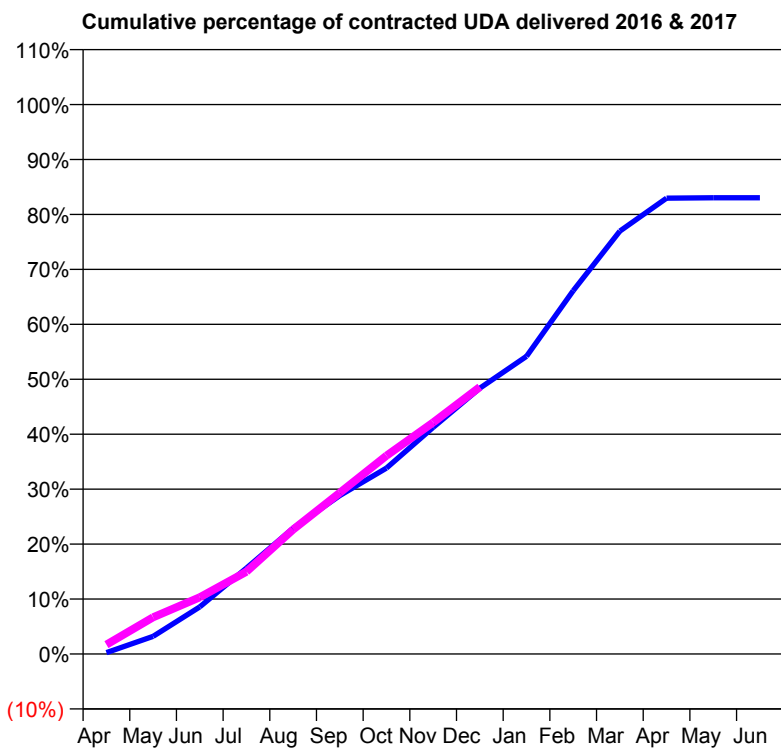
16/17 Contracted general activity (UDA)	1,921
Carry forward general activity (UDA)	0
16/17 Contracted orthodontic activity (UOA)	0
Carry forward orthodontic activity (UOA)	0
Baseline contract value	£47,021.64

### ACCESS\*

Patients seen in 24 months	Total	Change since previous quarter
Quarter ending December 2015	569	
Quarter ending March 2016	577	→
Quarter ending June 2016	568	↓
Quarter ending September 2016	566	→
Quarter ending December 2016	578	↑
<b>Variance since December 2015</b>	<b>1.6%</b>	<b>→</b>



### ACTIVITY



Month	Adjusted Scheduled Activity (UDA)	
	2016	2017
April	5	33
May	62	128
June	165	198
July	300	288
August	440	435
September	554	564
October	650	694
November	792	810
December	929	934
January	1,041	
February	1,270	
March	1,479	
April	1,594	
May	1,595	
June	1,595	

### QUALITY

	Quantity	Base Number	Contract	AT	Region	England
% of FP17s for the same patient ID Re-attending within 3 months - Children	50	495	10.1%	11.7%	13.4%	12.4%
% of FP17s for the same patient ID Re-attending within 3 months - Adults	41	218	18.8%	15.7%	17.3%	16.6%
% of FP17s for the same patient ID Re-attending between 3 & 9 months - Children	366	495	73.9%	57.3%	58.9%	57.5%
% of FP17s for the same patient ID Re-attending between 3 & 9 months - Adults	155	218	71.1%	52.2%	52.5%	50.4%
% of FP17s for Band 1 Urgent Courses	18	636	2.8%	8.3%	9.3%	9.1%
% of FP17s Relating to Free Repair or Replacements	3	636	0.5%	1.2%	1.0%	0.8%
% of FP17s Relating to Continuations	1	636	0.2%	1.6%	1.5%	1.3%
% of Patients satisfied with the dentistry they have received	0	1	N/A	92.5%	93.1%	92.7%
% of Patients satisfied with the time they had to wait for an appointment	1	1	N/A	90.6%	89.8%	88.8%

\* This is based on patients treated on this contract for their most recent course of treatment. Figures in italics indicate the base number of FP17s or Patient Questionnaire responses are less than 100. N/A is shown where the base number of responses is less than 10 during the period. % is calculated as Quantity/Base number\*100



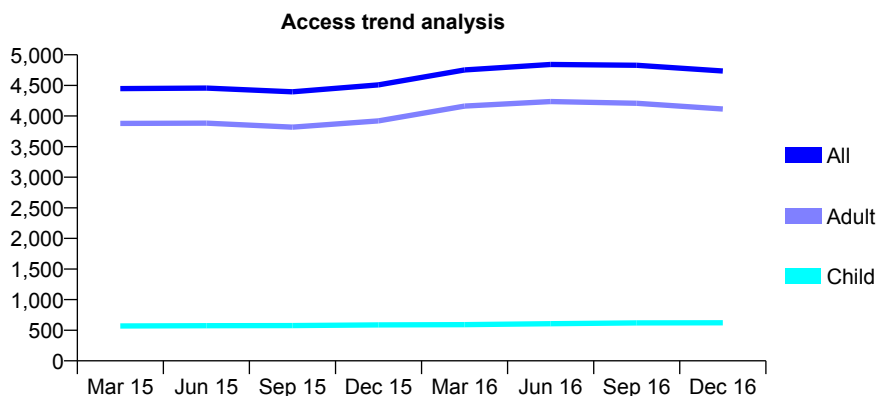
## Q49 - Vital Signs At a Glance Contract Report for 917427/0003 - December 2016

Name or company name	MR P BRANTINGHAM
Contract type name	GDS Contract
Purpose of contract	General
Contract start date	01/04/2006
Contract end date	

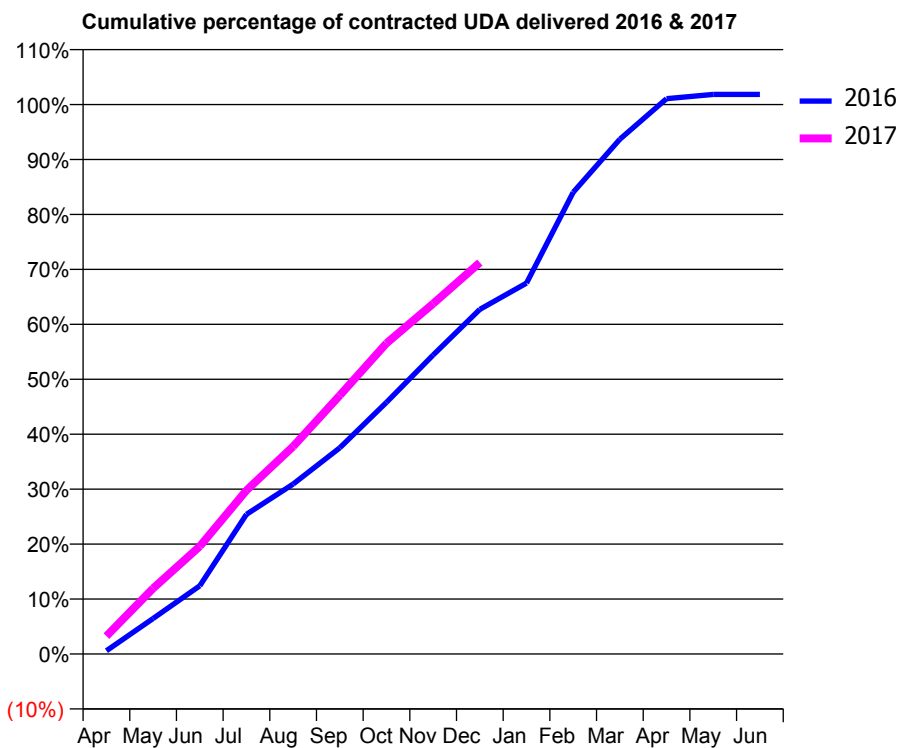
16/17 Contracted general activity (UDA)	13,884
Carry forward general activity (UDA)	0
16/17 Contracted orthodontic activity (UOA)	0
Carry forward orthodontic activity (UOA)	0
Baseline contract value	£452,383.82

### ACCESS\*

Patients seen in 24 months	Total	Change since previous quarter
Quarter ending December 2015	4,509	
Quarter ending March 2016	4,753	↑
Quarter ending June 2016	4,843	→
Quarter ending September 2016	4,828	→
Quarter ending December 2016	4,736	↓
<b>Variance since December 2015</b>	5.0%	↑



### ACTIVITY



Month	Adjusted Scheduled Activity (UDA)	
	2016	2017
April	81	454
May	899	1,659
June	1,724	2,721
July	3,528	4,137
August	4,295	5,243
September	5,209	6,534
October	6,360	7,853
November	7,556	8,852
December	8,707	9,891
January	9,371	
February	11,667	
March	13,008	
April	14,031	
May	14,139	
June	14,138	

### QUALITY

	Quantity	Base Number	Contract	AT	Region	England
% of FP17s for the same patient ID Re-attending within 3 months - Children	55	672	8.2%	11.7%	13.4%	12.4%
% of FP17s for the same patient ID Re-attending within 3 months - Adults	804	4,101	19.6%	15.7%	17.3%	16.6%
% of FP17s for the same patient ID Re-attending between 3 & 9 months - Children	345	672	51.3%	57.3%	58.9%	57.5%
% of FP17s for the same patient ID Re-attending between 3 & 9 months - Adults	1,700	4,101	41.5%	52.2%	52.5%	50.4%
% of FP17s for Band 1 Urgent Courses	466	4,299	10.8%	8.3%	9.3%	9.1%
% of FP17s Relating to Free Repair or Replacements	74	4,299	1.7%	1.2%	1.0%	0.8%
% of FP17s Relating to Continuations	145	4,299	3.4%	1.6%	1.5%	1.3%
% of Patients satisfied with the dentistry they have received	5	7	N/A	92.5%	93.1%	92.7%
% of Patients satisfied with the time they had to wait for an appointment	5	7	N/A	90.6%	89.8%	88.8%

\* This is based on patients treated on this contract for their most recent course of treatment. Figures in italics indicate the base number of FP17s or Patient Questionnaire responses are less than 100. N/A is shown where the base number of responses is less than 10 during the period. % is calculated as Quantity/Base number\*100

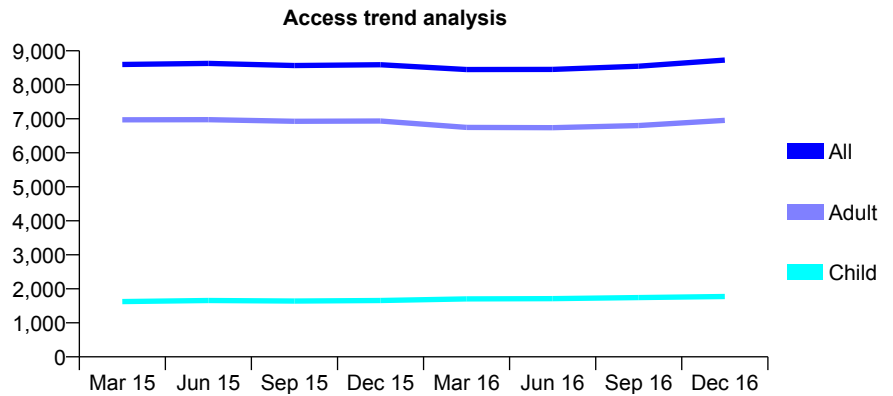
## Q49 - Vital Signs At a Glance Contract Report for 917427/0004 - December 2016

Name or company name	MR P BRANTINGHAM
Contract type name	GDS Contract
Purpose of contract	General
Contract start date	01/04/2006
Contract end date	

16/17 Contracted general activity (UDA)	33,157
Carry forward general activity (UDA)	0
16/17 Contracted orthodontic activity (UOA)	0
Carry forward orthodontic activity (UOA)	0
Baseline contract value	£953,540.19

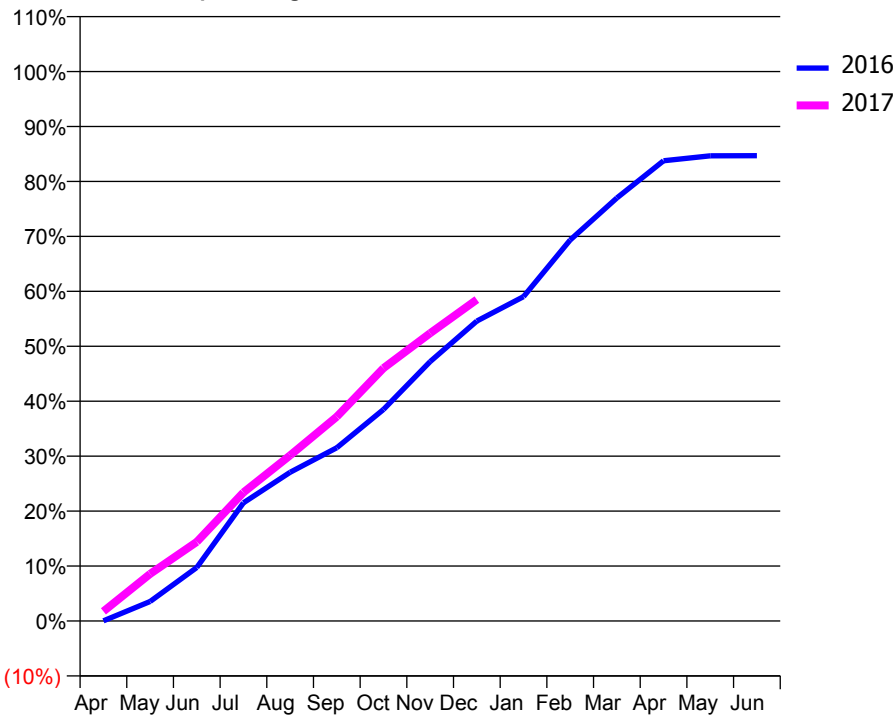
### ACCESS\*

Patients seen in 24 months	Total	Change since previous quarter
Quarter ending December 2015	8,592	
Quarter ending March 2016	8,448	↓
Quarter ending June 2016	8,451	→
Quarter ending September 2016	8,546	→
Quarter ending December 2016	8,726	↑
<b>Variance since December 2015</b>	<b>1.6%</b>	<b>→</b>



### ACTIVITY

Cumulative percentage of contracted UDA delivered 2016 & 2017



Month	Adjusted Scheduled Activity (UDA)	
	2016	2017
April	11	584
May	1,181	2,845
June	3,232	4,773
July	7,130	7,759
August	8,977	9,995
September	10,458	12,327
October	12,763	15,258
November	15,655	17,364
December	18,096	19,393
January	19,569	
February	22,993	
March	25,524	
April	27,773	
May	28,068	
June	28,080	

### QUALITY

	Quantity	Base Number	Contract	AT	Region	England
% of FP17s for the same patient ID Re-attending within 3 months - Children	288	1,999	14.4%	11.7%	13.4%	12.4%
% of FP17s for the same patient ID Re-attending within 3 months - Adults	1,603	6,897	23.2%	15.7%	17.3%	16.6%
% of FP17s for the same patient ID Re-attending between 3 & 9 months - Children	915	1,999	45.8%	57.3%	58.9%	57.5%
% of FP17s for the same patient ID Re-attending between 3 & 9 months - Adults	2,660	6,897	38.6%	52.2%	52.5%	50.4%
% of FP17s for Band 1 Urgent Courses	1,259	8,043	15.7%	8.3%	9.3%	9.1%
% of FP17s Relating to Free Repair or Replacements	141	8,043	1.8%	1.2%	1.0%	0.8%
% of FP17s Relating to Continuations	260	8,043	3.2%	1.6%	1.5%	1.3%
% of Patients satisfied with the dentistry they have received	16	17	94.1%	92.5%	93.1%	92.7%
% of Patients satisfied with the time they had to wait for an appointment	16	17	94.1%	90.6%	89.8%	88.8%

\* This is based on patients treated on this contract for their most recent course of treatment. Figures in italics indicate the base number of FP17s or Patient Questionnaire responses are less than 100. N/A is shown where the base number of responses is less than 10 during the period. % is calculated as Quantity/Base number\*100

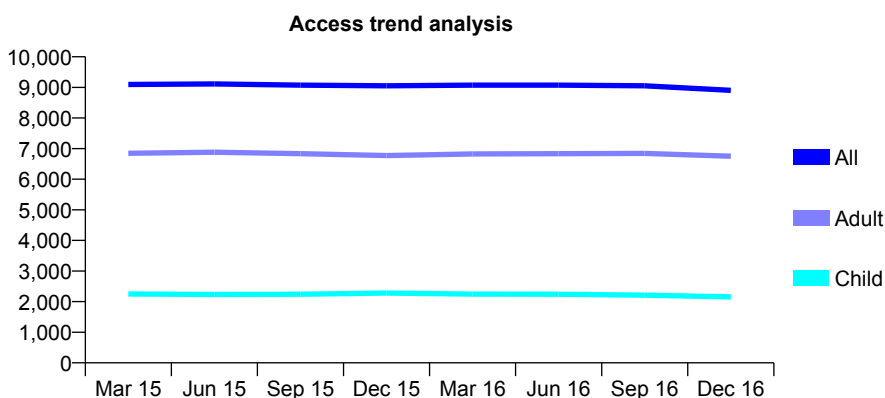
## Q49 - Vital Signs At a Glance Contract Report for 920045/0002 - December 2016

Name or company name	MRS PA DODD
Contract type name	GDS Contract
Purpose of contract	General and Orthodontic
Contract start date	01/04/2006
Contract end date	

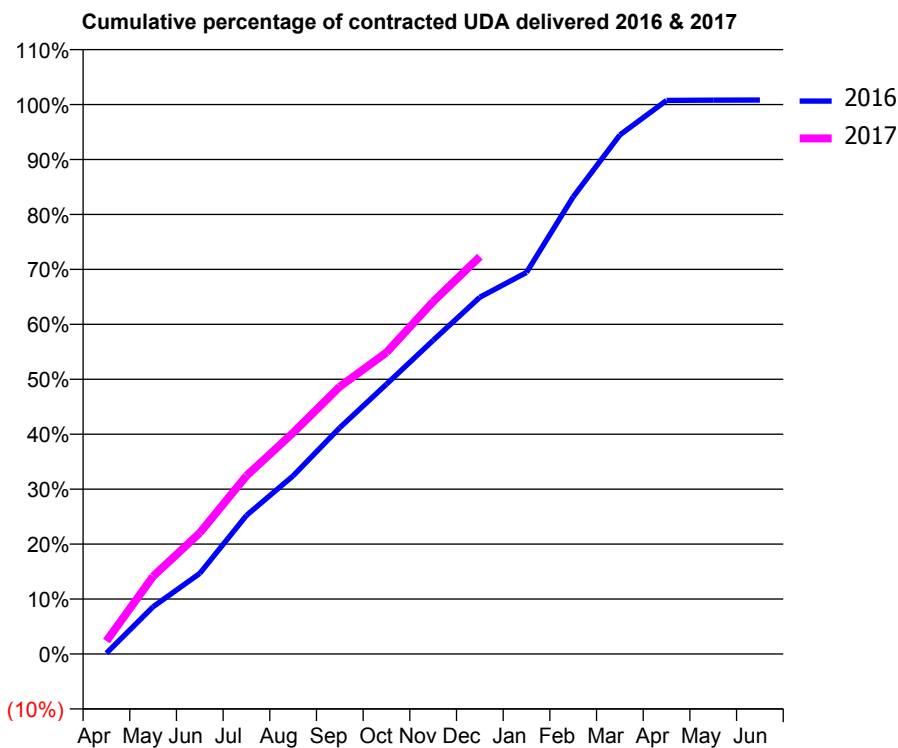
16/17 Contracted general activity (UDA)	23,381
Carry forward general activity (UDA)	0
16/17 Contracted orthodontic activity (UOA)	0
Carry forward orthodontic activity (UOA)	0
Baseline contract value	£563,291.78

### ACCESS\*

Patients seen in 24 months	Total	Change since previous quarter
Quarter ending December 2015	9,054	
Quarter ending March 2016	9,072	→
Quarter ending June 2016	9,075	→
Quarter ending September 2016	9,054	→
Quarter ending December 2016	8,906	↓
<b>Variance since December 2015</b>	<b>(1.6%)</b>	<b>↓</b>



### ACTIVITY



Month	Adjusted Scheduled Activity (UDA)	
	2016	2017
April	36	554
May	2,010	3,304
June	3,431	5,152
July	5,896	7,584
August	7,583	9,418
September	9,630	11,377
October	11,481	12,831
November	13,346	14,996
December	15,182	16,906
January	16,236	
February	19,453	
March	22,088	
April	23,554	
May	23,568	
June	23,571	

### QUALITY

	Quantity	Base Number	Contract	AT	Region	England
% of FP17s for the same patient ID Re-attending within 3 months - Children	256	2,870	8.9%	11.7%	13.4%	12.4%
% of FP17s for the same patient ID Re-attending within 3 months - Adults	1,452	8,890	16.3%	15.7%	17.3%	16.6%
% of FP17s for the same patient ID Re-attending between 3 & 9 months - Children	2,105	2,870	73.3%	57.3%	58.9%	57.5%
% of FP17s for the same patient ID Re-attending between 3 & 9 months - Adults	5,814	8,890	65.4%	52.2%	52.5%	50.4%
% of FP17s for Band 1 Urgent Courses	336	9,716	3.5%	8.3%	9.3%	9.1%
% of FP17s Relating to Free Repair or Replacements	96	9,716	1.0%	1.2%	1.0%	0.8%
% of FP17s Relating to Continuations	328	9,716	3.4%	1.6%	1.5%	1.3%
% of Patients satisfied with the dentistry they have received	17	18	94.4%	92.5%	93.1%	92.7%
% of Patients satisfied with the time they had to wait for an appointment	18	18	100.0%	90.6%	89.8%	88.8%

\* This is based on patients treated on this contract for their most recent course of treatment. Figures in italics indicate the base number of FP17s or Patient Questionnaire responses are less than 100. N/A is shown where the base number of responses is less than 10 during the period. % is calculated as Quantity/Base number\*100

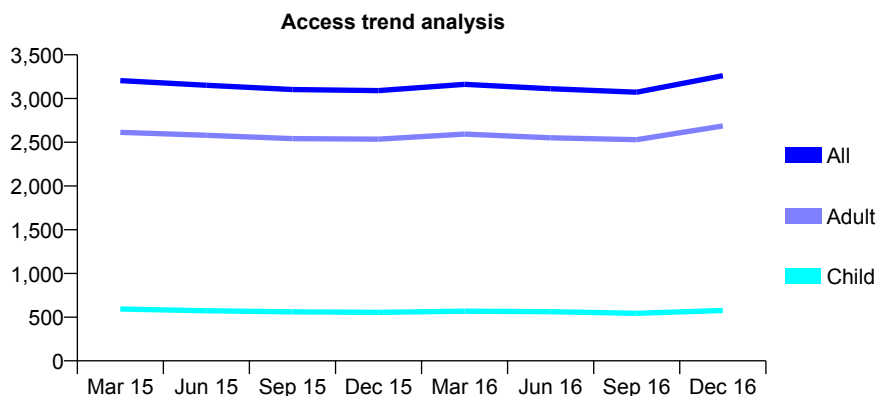
## Q49 - Vital Signs At a Glance Contract Report for 920576/0001 - December 2016

Name or company name	MR G BAYTUG
Contract type name	GDS Contract
Purpose of contract	General
Contract start date	01/04/2006
Contract end date	

16/17 Contracted general activity (UDA)	15,354
Carry forward general activity (UDA)	0
16/17 Contracted orthodontic activity (UOA)	0
Carry forward orthodontic activity (UOA)	0
Baseline contract value	£685,541.33

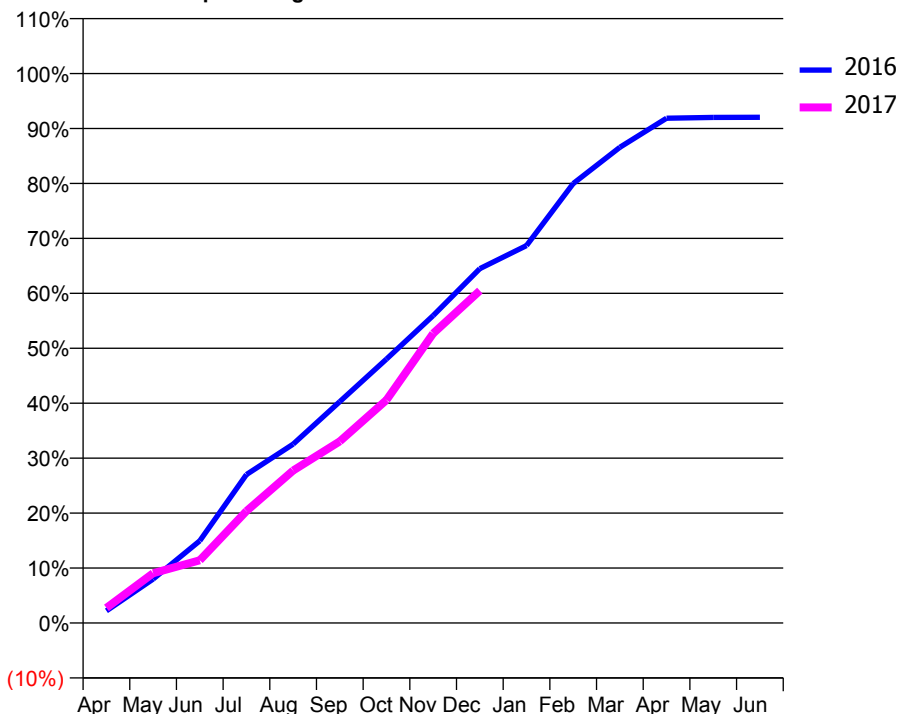
### ACCESS\*

Patients seen in 24 months	Total	Change since previous quarter
Quarter ending December 2015	3,091	
Quarter ending March 2016	3,162	↑
Quarter ending June 2016	3,112	↓
Quarter ending September 2016	3,072	↓
Quarter ending December 2016	3,261	↑
<b>Variance since December 2015</b>	<b>5.5%</b>	<b>↑</b>



### ACTIVITY

Cumulative percentage of contracted UDA delivered 2016 & 2017



Month	Adjusted Scheduled Activity (UDA)	
	2016	2017
April	341	424
May	1,228	1,390
June	2,298	1,753
July	4,147	3,127
August	4,998	4,261
September	6,185	5,078
October	7,377	6,230
November	8,589	8,090
December	9,902	9,287
January	10,545	
February	12,278	
March	13,293	
April	14,103	
May	14,127	
June	14,130	

### QUALITY

	Quantity	Base Number	Contract	AT	Region	England
% of FP17s for the same patient ID Re-attending within 3 months - Children	49	705	7.0%	11.7%	13.4%	12.4%
% of FP17s for the same patient ID Re-attending within 3 months - Adults	671	3,701	18.1%	15.7%	17.3%	16.6%
% of FP17s for the same patient ID Re-attending between 3 & 9 months - Children	424	705	60.1%	57.3%	58.9%	57.5%
% of FP17s for the same patient ID Re-attending between 3 & 9 months - Adults	2,288	3,701	61.8%	52.2%	52.5%	50.4%
% of FP17s for Band 1 Urgent Courses	176	4,095	4.3%	8.3%	9.3%	9.1%
% of FP17s Relating to Free Repair or Replacements	39	4,095	1.0%	1.2%	1.0%	0.8%
% of FP17s Relating to Continuations	183	4,095	4.5%	1.6%	1.5%	1.3%
% of Patients satisfied with the dentistry they have received	9	10	90.0%	92.5%	93.1%	92.7%
% of Patients satisfied with the time they had to wait for an appointment	9	10	90.0%	90.6%	89.8%	88.8%

\* This is based on patients treated on this contract for their most recent course of treatment. Figures in italics indicate the base number of FP17s or Patient Questionnaire responses are less than 100. N/A is shown where the base number of responses is less than 10 during the period. % is calculated as Quantity/Base number\*100

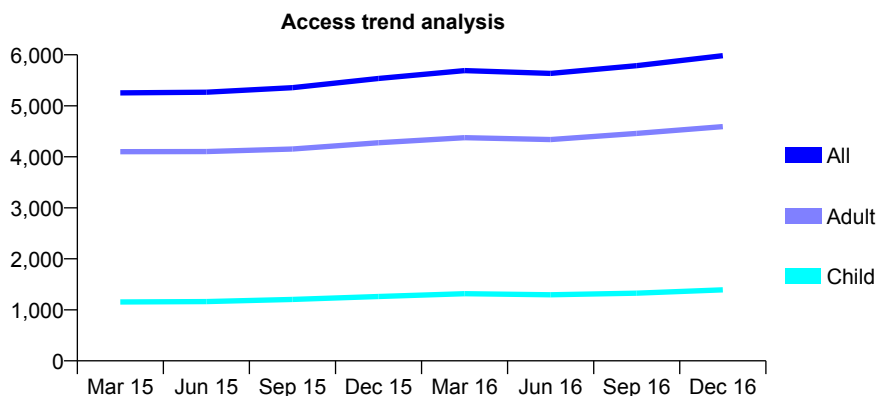
## Q49 - Vital Signs At a Glance Contract Report for 925705/0001 - December 2016

Name or company name	MR SA EABORN
Contract type name	GDS Contract
Purpose of contract	General
Contract start date	01/04/2006
Contract end date	

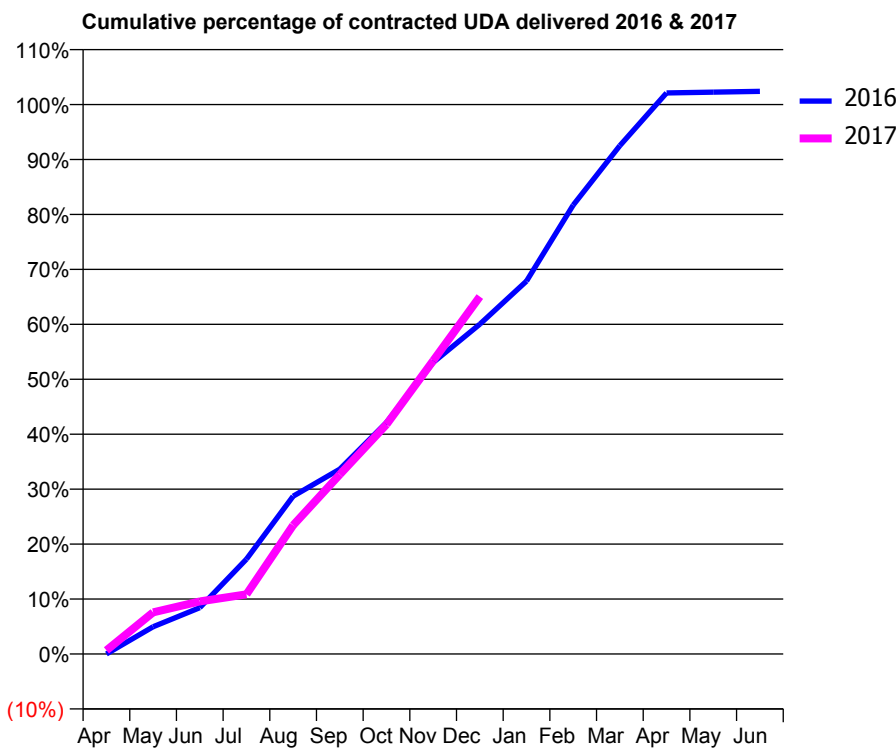
16/17 Contracted general activity (UDA)	16,440
Carry forward general activity (UDA)	0
16/17 Contracted orthodontic activity (UOA)	0
Carry forward orthodontic activity (UOA)	0
Baseline contract value	£435,269.67

### ACCESS\*

Patients seen in 24 months	Total	Change since previous quarter
Quarter ending December 2015	5,537	
Quarter ending March 2016	5,691	↑
Quarter ending June 2016	5,635	→
Quarter ending September 2016	5,787	↑
Quarter ending December 2016	5,982	↑
<b>Variance since December 2015</b>	<b>8.0%</b>	<b>↑</b>



### ACTIVITY



Month	Adjusted Scheduled Activity (UDA)	
	2016	2017
April	0	111
May	816	1,247
June	1,385	1,576
July	2,839	1,784
August	4,722	3,852
September	5,531	5,372
October	6,927	6,870
November	8,721	8,774
December	9,869	10,694
January	11,155	
February	13,429	
March	15,212	
April	16,786	
May	16,808	
June	16,832	

### QUALITY

	Quantity	Base Number	Contract	AT	Region	England
% of FP17s for the same patient ID Re-attending within 3 months - Children	90	1,292	7.0%	11.7%	13.4%	12.4%
% of FP17s for the same patient ID Re-attending within 3 months - Adults	681	4,277	15.9%	15.7%	17.3%	16.6%
% of FP17s for the same patient ID Re-attending between 3 & 9 months - Children	626	1,292	48.5%	57.3%	58.9%	57.5%
% of FP17s for the same patient ID Re-attending between 3 & 9 months - Adults	1,951	4,277	45.6%	52.2%	52.5%	50.4%
% of FP17s for Band 1 Urgent Courses	439	4,868	9.0%	8.3%	9.3%	9.1%
% of FP17s Relating to Free Repair or Replacements	95	4,868	2.0%	1.2%	1.0%	0.8%
% of FP17s Relating to Continuations	72	4,868	1.5%	1.6%	1.5%	1.3%
% of Patients satisfied with the dentistry they have received	15	16	93.8%	92.5%	93.1%	92.7%
% of Patients satisfied with the time they had to wait for an appointment	16	16	100.0%	90.6%	89.8%	88.8%

\* This is based on patients treated on this contract for their most recent course of treatment. Figures in italics indicate the base number of FP17s or Patient Questionnaire responses are less than 100. N/A is shown where the base number of responses is less than 10 during the period. % is calculated as Quantity/Base number\*100

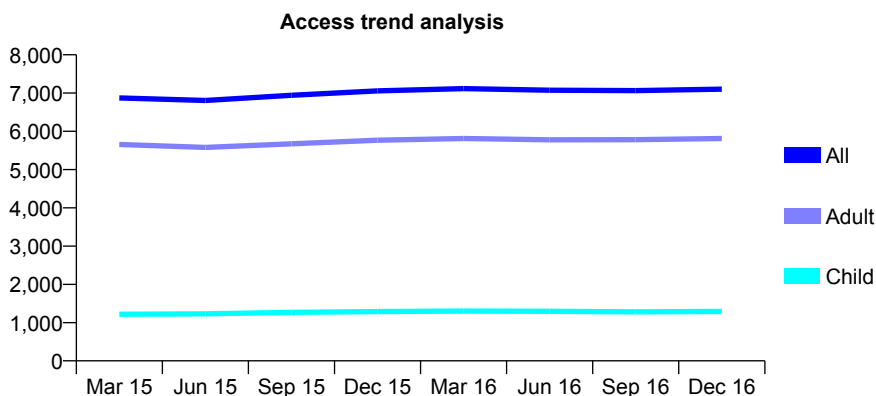
## Q49 - Vital Signs At a Glance Contract Report for 933406/0001 - December 2016

Name or company name	MR JI SYKES
Contract type name	GDS Contract
Purpose of contract	General
Contract start date	11/08/2007
Contract end date	

16/17 Contracted general activity (UDA)	19,332
Carry forward general activity (UDA)	100
16/17 Contracted orthodontic activity (UOA)	0
Carry forward orthodontic activity (UOA)	0
Baseline contract value	£429,489.81

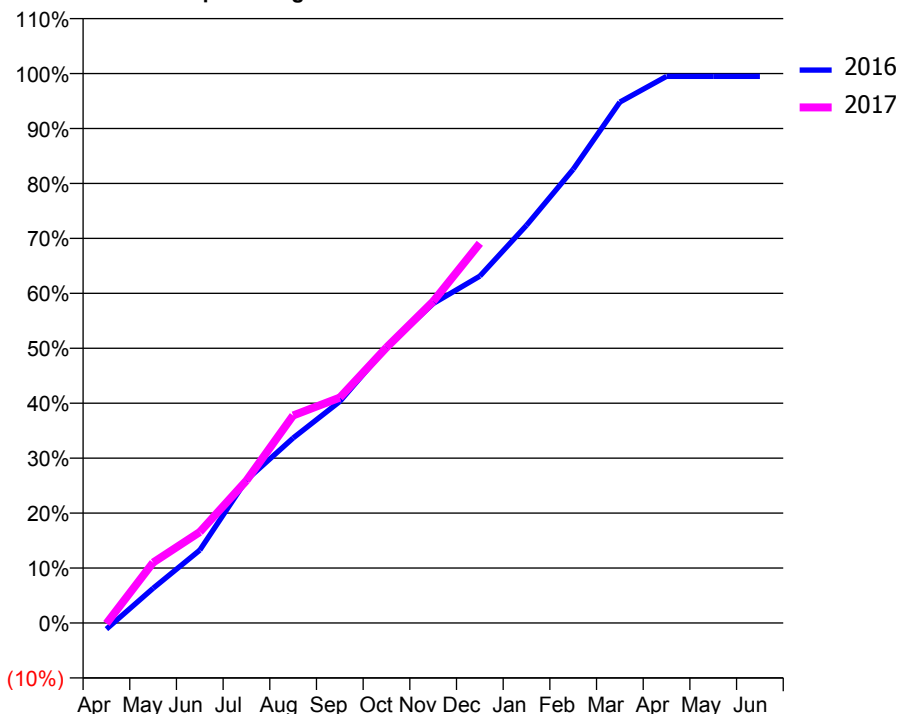
### ACCESS\*

Patients seen in 24 months	Total	Change since previous quarter
Quarter ending December 2015	7,056	
Quarter ending March 2016	7,115	→
Quarter ending June 2016	7,073	→
Quarter ending September 2016	7,064	→
Quarter ending December 2016	7,103	→
<b>Variance since December 2015</b>	<b>0.7%</b>	<b>→</b>



### ACTIVITY

Cumulative percentage of contracted UDA delivered 2016 & 2017



Month	Adjusted Scheduled Activity (UDA)	
	2016	2017
April	-216	-23
May	1,224	2,130
June	2,563	3,202
July	5,030	5,012
August	6,511	7,302
September	7,792	7,932
October	9,696	9,695
November	11,236	11,313
December	12,204	13,359
January	13,990	
February	15,960	
March	18,326	
April	19,232	
May	19,232	
June	19,232	

### QUALITY

	Quantity	Base Number	Contract	AT	Region	England
% of FP17s for the same patient ID Re-attending within 3 months - Children	81	1,365	5.9%	11.7%	13.4%	12.4%
% of FP17s for the same patient ID Re-attending within 3 months - Adults	891	5,534	16.1%	15.7%	17.3%	16.6%
% of FP17s for the same patient ID Re-attending between 3 & 9 months - Children	865	1,365	63.4%	57.3%	58.9%	57.5%
% of FP17s for the same patient ID Re-attending between 3 & 9 months - Adults	2,584	5,534	46.7%	52.2%	52.5%	50.4%
% of FP17s for Band 1 Urgent Courses	736	6,565	11.2%	8.3%	9.3%	9.1%
% of FP17s Relating to Free Repair or Replacements	113	6,565	1.7%	1.2%	1.0%	0.8%
% of FP17s Relating to Continuations	94	6,565	1.4%	1.6%	1.5%	1.3%
% of Patients satisfied with the dentistry they have received	15	15	100.0%	92.5%	93.1%	92.7%
% of Patients satisfied with the time they had to wait for an appointment	15	15	100.0%	90.6%	89.8%	88.8%

\* This is based on patients treated on this contract for their most recent course of treatment. Figures in italics indicate the base number of FP17s or Patient Questionnaire responses are less than 100. N/A is shown where the base number of responses is less than 10 during the period. % is calculated as Quantity/Base number\*100

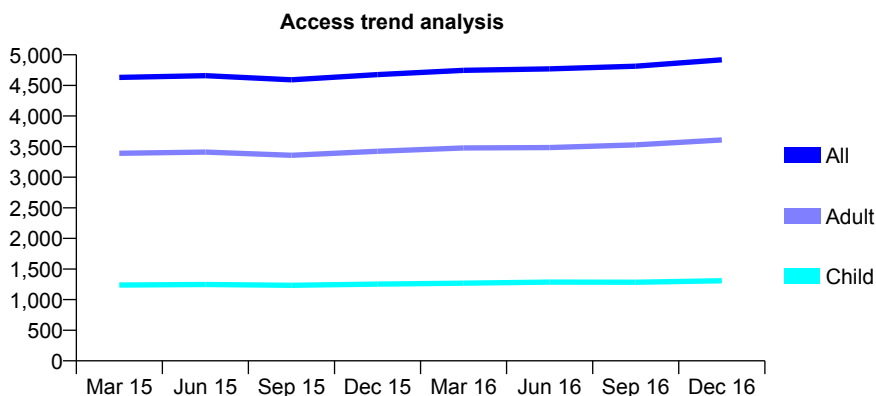
## Q49 - Vital Signs At a Glance Contract Report for 934518/0001 - December 2016

Name or company name	MRS JD BLACK
Contract type name	GDS Contract
Purpose of contract	General
Contract start date	01/04/2006
Contract end date	

16/17 Contracted general activity (UDA)	16,216
Carry forward general activity (UDA)	284
16/17 Contracted orthodontic activity (UOA)	0
Carry forward orthodontic activity (UOA)	0
Baseline contract value	£431,134.75

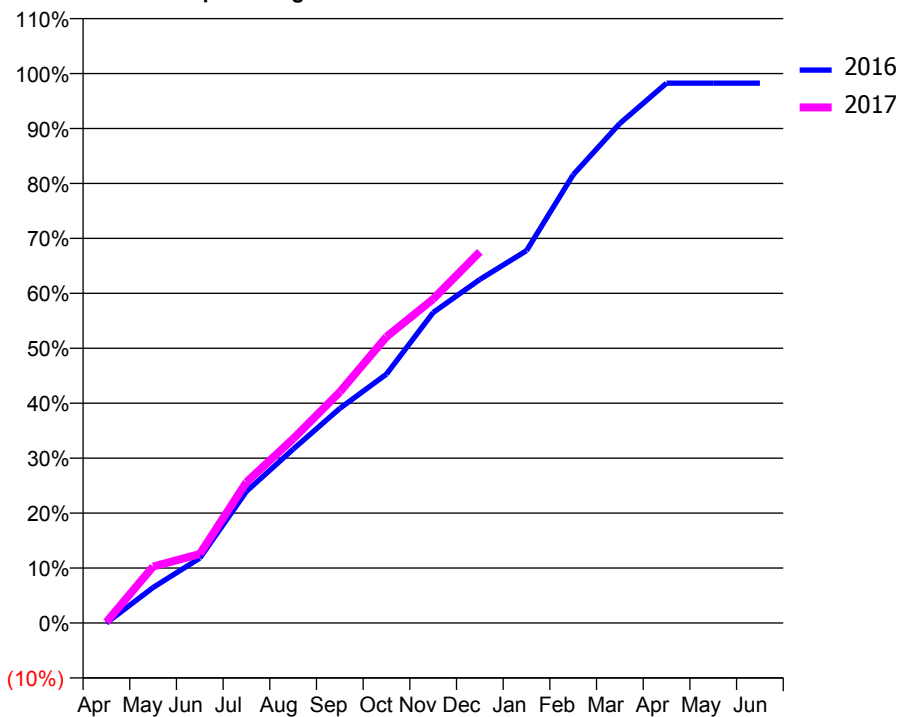
### ACCESS\*

Patients seen in 24 months	Total	Change since previous quarter
Quarter ending December 2015	4,677	
Quarter ending March 2016	4,747	→
Quarter ending June 2016	4,770	→
Quarter ending September 2016	4,813	→
Quarter ending December 2016	4,918	↑
<b>Variance since December 2015</b>	<b>5.2%</b>	<b>↑</b>



### ACTIVITY

Cumulative percentage of contracted UDA delivered 2016 & 2017



Month	Adjusted Scheduled Activity (UDA)	
	2016	2017
April	0	28
May	1,048	1,667
June	1,915	2,035
July	3,886	4,159
August	5,129	5,436
September	6,335	6,818
October	7,344	8,446
November	9,162	9,559
December	10,141	10,955
January	10,988	
February	13,228	
March	14,743	
April	15,930	
May	15,931	
June	15,932	

### QUALITY

	Quantity	Base Number	Contract	AT	Region	England
% of FP17s for the same patient ID Re-attending within 3 months - Children	120	1,384	8.7%	11.7%	13.4%	12.4%
% of FP17s for the same patient ID Re-attending within 3 months - Adults	619	3,505	17.7%	15.7%	17.3%	16.6%
% of FP17s for the same patient ID Re-attending between 3 & 9 months - Children	742	1,384	53.6%	57.3%	58.9%	57.5%
% of FP17s for the same patient ID Re-attending between 3 & 9 months - Adults	1,551	3,505	44.3%	52.2%	52.5%	50.4%
% of FP17s for Band 1 Urgent Courses	459	4,425	10.4%	8.3%	9.3%	9.1%
% of FP17s Relating to Free Repair or Replacements	45	4,425	1.0%	1.2%	1.0%	0.8%
% of FP17s Relating to Continuations	32	4,425	0.7%	1.6%	1.5%	1.3%
% of Patients satisfied with the dentistry they have received	13	14	92.9%	92.5%	93.1%	92.7%
% of Patients satisfied with the time they had to wait for an appointment	13	14	92.9%	90.6%	89.8%	88.8%

\* This is based on patients treated on this contract for their most recent course of treatment. Figures in italics indicate the base number of FP17s or Patient Questionnaire responses are less than 100. N/A is shown where the base number of responses is less than 10 during the period. % is calculated as Quantity/Base number\*100



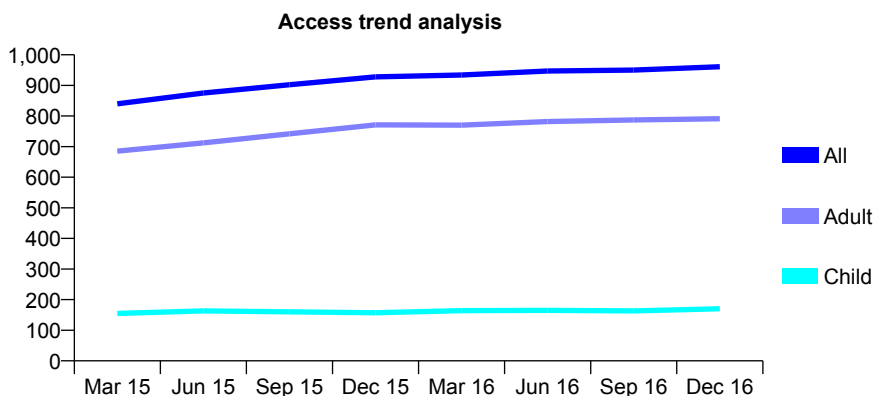
## Q49 - Vital Signs At a Glance Contract Report for 937932/0003 - December 2016

Name or company name	MR I STEELE
Contract type name	GDS Contract
Purpose of contract	General
Contract start date	02/01/2014
Contract end date	

16/17 Contracted general activity (UDA)	3,000
Carry forward general activity (UDA)	0
16/17 Contracted orthodontic activity (UOA)	0
Carry forward orthodontic activity (UOA)	0
Baseline contract value	£71,772.45

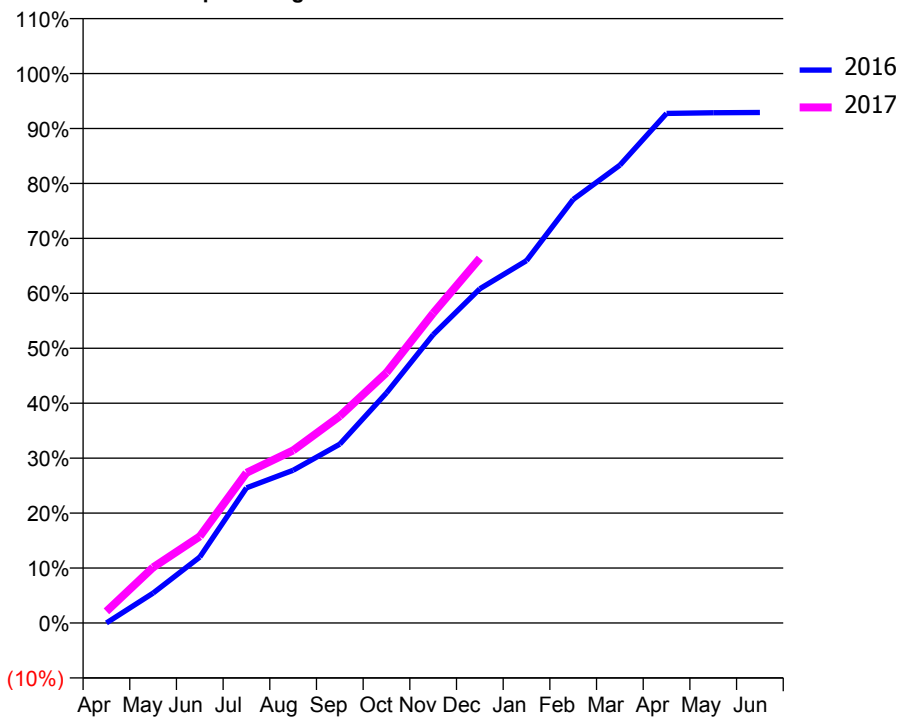
### ACCESS\*

Patients seen in 24 months	Total	Change since previous quarter
Quarter ending December 2015	928	
Quarter ending March 2016	934	→
Quarter ending June 2016	947	→
Quarter ending September 2016	950	→
Quarter ending December 2016	961	→
<b>Variance since December 2015</b>	<b>3.6%</b>	<b>↑</b>



### ACTIVITY

Cumulative percentage of contracted UDA delivered 2016 & 2017



Adjusted Scheduled Activity (UDA)

Month	2016	2017
April	0	64
May	164	304
June	360	473
July	738	820
August	834	942
September	976	1,129
October	1,256	1,367
November	1,574	1,692
December	1,824	1,992
January	1,978	
February	2,313	
March	2,500	
April	2,782	
May	2,786	
June	2,787	

### QUALITY

	Quantity	Base Number	Contract	AT	Region	England
% of FP17s for the same patient ID Re-attending within 3 months - Children	17	221	7.7%	11.7%	13.4%	12.4%
% of FP17s for the same patient ID Re-attending within 3 months - Adults	144	1,024	14.1%	15.7%	17.3%	16.6%
% of FP17s for the same patient ID Re-attending between 3 & 9 months - Children	149	221	67.4%	57.3%	58.9%	57.5%
% of FP17s for the same patient ID Re-attending between 3 & 9 months - Adults	652	1,024	63.7%	52.2%	52.5%	50.4%
% of FP17s for Band 1 Urgent Courses	13	1,078	1.2%	8.3%	9.3%	9.1%
% of FP17s Relating to Free Repair or Replacements	19	1,078	1.8%	1.2%	1.0%	0.8%
% of FP17s Relating to Continuations	41	1,078	3.8%	1.6%	1.5%	1.3%
% of Patients satisfied with the dentistry they have received	5	6	N/A	92.5%	93.1%	92.7%
% of Patients satisfied with the time they had to wait for an appointment	5	6	N/A	90.6%	89.8%	88.8%

\* This is based on patients treated on this contract for their most recent course of treatment. Figures in italics indicate the base number of FP17s or Patient Questionnaire responses are less than 100. N/A is shown where the base number of responses is less than 10 during the period. % is calculated as Quantity/Base number\*100

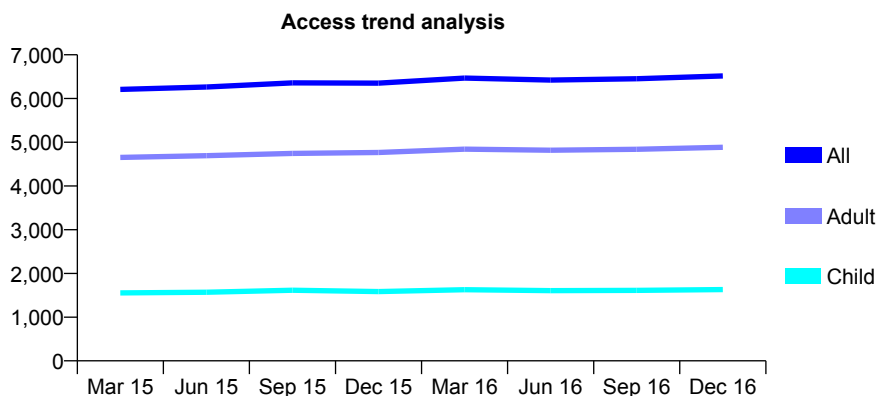
## Q49 - Vital Signs At a Glance Contract Report for 941212/0001 - December 2016

Name or company name	MR I DAVIES
Contract type name	GDS Contract
Purpose of contract	General
Contract start date	01/05/2011
Contract end date	

16/17 Contracted general activity (UDA)	21,674
Carry forward general activity (UDA)	-43
16/17 Contracted orthodontic activity (UOA)	0
Carry forward orthodontic activity (UOA)	0
Baseline contract value	£557,393.60

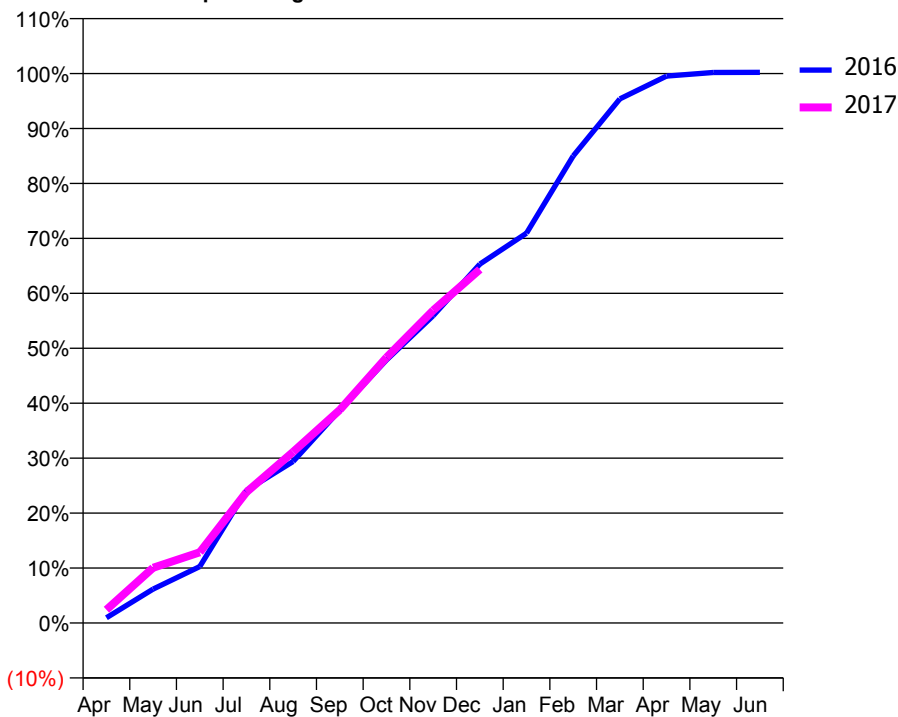
### ACCESS\*

Patients seen in 24 months	Total	Change since previous quarter
Quarter ending December 2015	6,352	
Quarter ending March 2016	6,468	→
Quarter ending June 2016	6,423	→
Quarter ending September 2016	6,451	→
Quarter ending December 2016	6,517	→
<b>Variance since December 2015</b>	<b>2.6%</b>	<b>↑</b>



### ACTIVITY

Cumulative percentage of contracted UDA delivered 2016 & 2017



Month	Adjusted Scheduled Activity (UDA)	
	2016	2017
April	207	525
May	1,340	2,178
June	2,225	2,788
July	5,229	5,164
August	6,370	6,752
September	8,397	8,407
October	10,374	10,476
November	12,123	12,331
December	14,156	13,946
January	15,375	
February	18,421	
March	20,672	
April	21,572	
May	21,712	
June	21,717	

### QUALITY

	Quantity	Base Number	Contract	AT	Region	England
% of FP17s for the same patient ID Re-attending within 3 months - Children	187	1,778	10.5%	11.7%	13.4%	12.4%
% of FP17s for the same patient ID Re-attending within 3 months - Adults	1,019	5,155	19.8%	15.7%	17.3%	16.6%
% of FP17s for the same patient ID Re-attending between 3 & 9 months - Children	939	1,778	52.8%	57.3%	58.9%	57.5%
% of FP17s for the same patient ID Re-attending between 3 & 9 months - Adults	2,584	5,155	50.1%	52.2%	52.5%	50.4%
% of FP17s for Band 1 Urgent Courses	772	5,781	13.4%	8.3%	9.3%	9.1%
% of FP17s Relating to Free Repair or Replacements	125	5,781	2.2%	1.2%	1.0%	0.8%
% of FP17s Relating to Continuations	72	5,781	1.2%	1.6%	1.5%	1.3%
% of Patients satisfied with the dentistry they have received	9	9	N/A	92.5%	93.1%	92.7%
% of Patients satisfied with the time they had to wait for an appointment	9	9	N/A	90.6%	89.8%	88.8%

\* This is based on patients treated on this contract for their most recent course of treatment. Figures in italics indicate the base number of FP17s or Patient Questionnaire responses are less than 100. N/A is shown where the base number of responses is less than 10 during the period. % is calculated as Quantity/Base number\*100

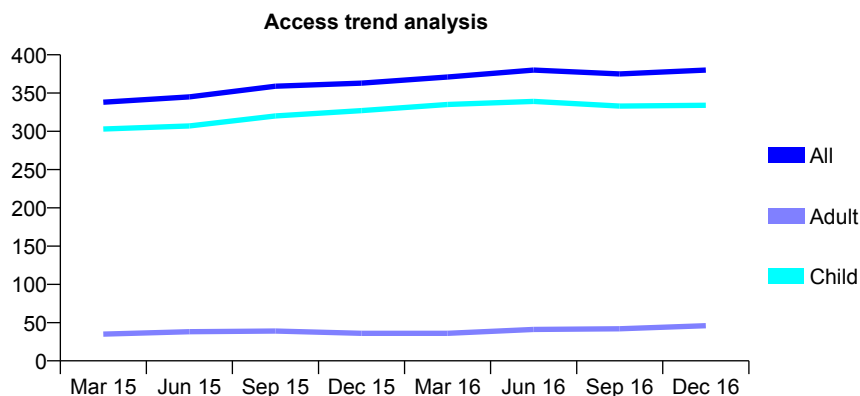
## Q49 - Vital Signs At a Glance Contract Report for 943754/0003 - December 2016

Name or company name	MR S ISMAIL
Contract type name	GDS Contract
Purpose of contract	General and Orthodontic
Contract start date	01/07/2012
Contract end date	

16/17 Contracted general activity (UDA)	866
Carry forward general activity (UDA)	0
16/17 Contracted orthodontic activity (UOA)	0
Carry forward orthodontic activity (UOA)	0
Baseline contract value	£21,536.60

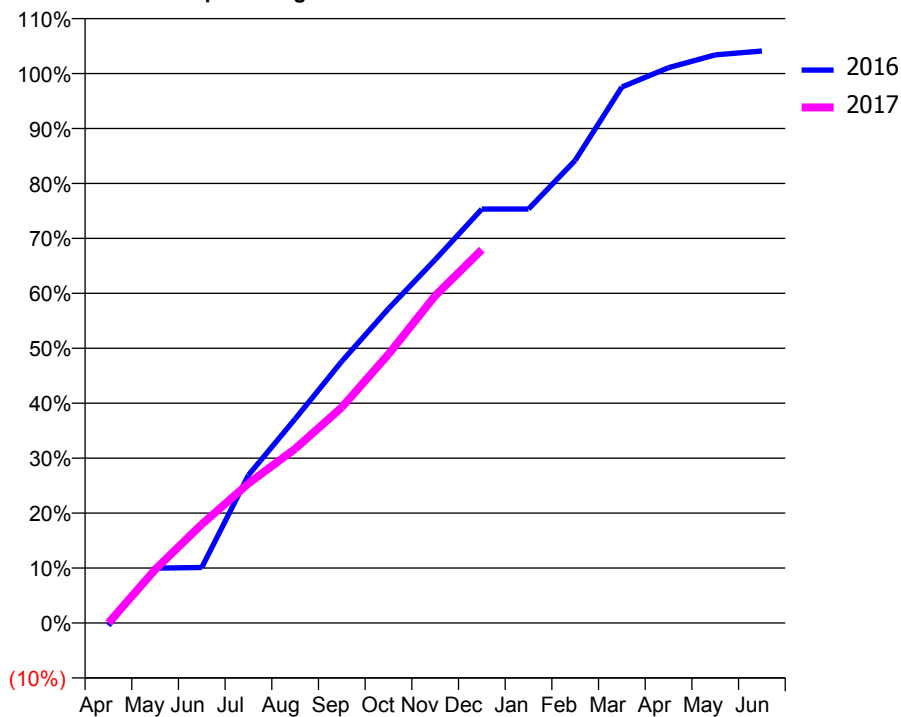
### ACCESS\*

Patients seen in 24 months	Total	Change since previous quarter
Quarter ending December 2015	363	
Quarter ending March 2016	371	↑
Quarter ending June 2016	380	↑
Quarter ending September 2016	375	↓
Quarter ending December 2016	380	→
<b>Variance since December 2015</b>	<b>4.7%</b>	<b>↑</b>



### ACTIVITY

Cumulative percentage of contracted UDA delivered 2016 & 2017



Month	Adjusted Scheduled Activity (UDA)	
	2016	2017
April	-4	0
May	86	84
June	88	156
July	233	220
August	322	275
September	412	340
October	495	424
November	573	516
December	652	588
January	652	
February	729	
March	845	
April	875	
May	895	
June	901	

### QUALITY

	Quantity	Base Number	Contract	AT	Region	England
% of FP17s for the same patient ID Re-attending within 3 months - Children	48	445	10.8%	11.7%	13.4%	12.4%
% of FP17s for the same patient ID Re-attending within 3 months - Adults	0	0	N/A	15.7%	17.3%	16.6%
% of FP17s for the same patient ID Re-attending between 3 & 9 months - Children	304	445	68.3%	57.3%	58.9%	57.5%
% of FP17s for the same patient ID Re-attending between 3 & 9 months - Adults	0	0	N/A	52.2%	52.5%	50.4%
% of FP17s for Band 1 Urgent Courses	17	414	4.1%	8.3%	9.3%	9.1%
% of FP17s Relating to Free Repair or Replacements	0	414	0.0%	1.2%	1.0%	0.8%
% of FP17s Relating to Continuations	0	414	0.0%	1.6%	1.5%	1.3%
% of Patients satisfied with the dentistry they have received	0	0	N/A	92.5%	93.1%	92.7%
% of Patients satisfied with the time they had to wait for an appointment	0	0	N/A	90.6%	89.8%	88.8%

\* This is based on patients treated on this contract for their most recent course of treatment. Figures in italics indicate the base number of FP17s or Patient Questionnaire responses are less than 100. N/A is shown where the base number of responses is less than 10 during the period. % is calculated as Quantity/Base number\*100

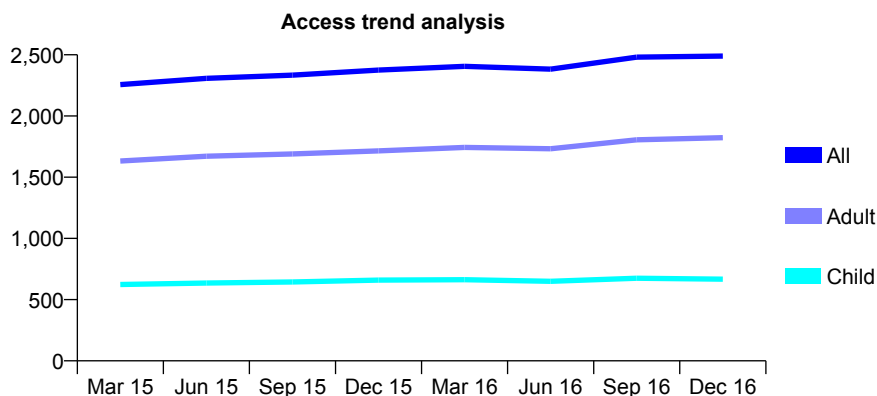
## Q49 - Vital Signs At a Glance Contract Report for 960322/0001 - December 2016

Name or company name	MR AJ CHURM
Contract type name	GDS Contract
Purpose of contract	General
Contract start date	01/08/2009
Contract end date	

16/17 Contracted general activity (UDA)	5,962
Carry forward general activity (UDA)	0
16/17 Contracted orthodontic activity (UOA)	0
Carry forward orthodontic activity (UOA)	0
Baseline contract value	£171,664.37

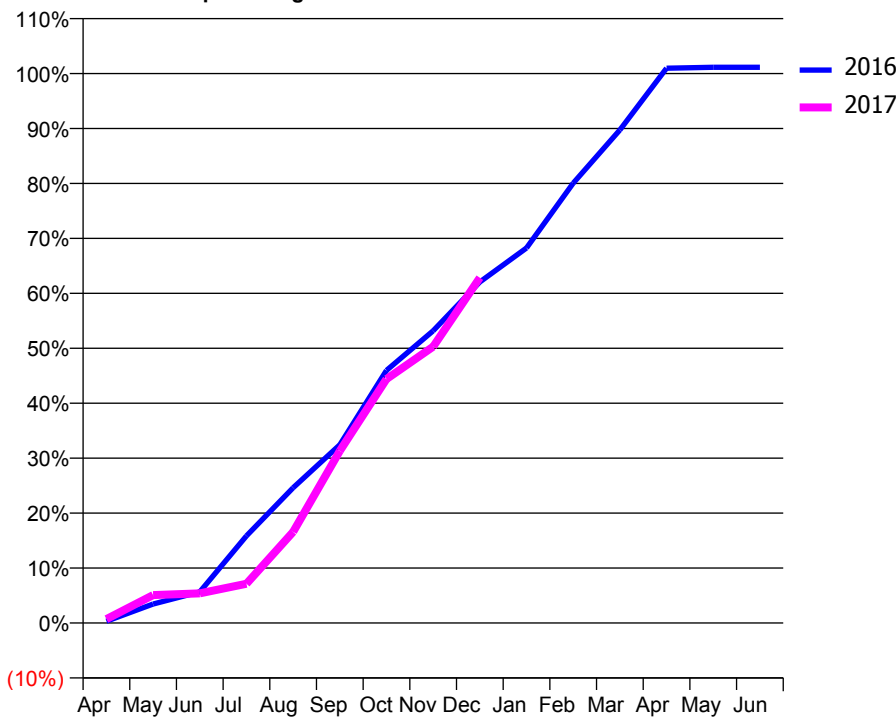
### ACCESS\*

Patients seen in 24 months	Total	Change since previous quarter
Quarter ending December 2015	2,375	
Quarter ending March 2016	2,406	→
Quarter ending June 2016	2,383	→
Quarter ending September 2016	2,481	↑
Quarter ending December 2016	2,490	→
<b>Variance since December 2015</b>	<b>4.8%</b>	<b>↑</b>



### ACTIVITY

Cumulative percentage of contracted UDA delivered 2016 & 2017



Month	Adjusted Scheduled Activity (UDA)	
	2016	2017
April	20	42
May	206	303
June	338	322
July	945	426
August	1,468	989
September	1,933	1,867
October	2,741	2,647
November	3,170	2,999
December	3,700	3,746
January	4,069	
February	4,773	
March	5,350	
April	6,019	
May	6,029	
June	6,029	

### QUALITY

	Quantity	Base Number	Contract	AT	Region	England
% of FP17s for the same patient ID Re-attending within 3 months - Children	55	626	8.8%	11.7%	13.4%	12.4%
% of FP17s for the same patient ID Re-attending within 3 months - Adults	257	1,611	16.0%	15.7%	17.3%	16.6%
% of FP17s for the same patient ID Re-attending between 3 & 9 months - Children	296	626	47.3%	57.3%	58.9%	57.5%
% of FP17s for the same patient ID Re-attending between 3 & 9 months - Adults	682	1,611	42.3%	52.2%	52.5%	50.4%
% of FP17s for Band 1 Urgent Courses	129	1,593	8.1%	8.3%	9.3%	9.1%
% of FP17s Relating to Free Repair or Replacements	35	1,593	2.2%	1.2%	1.0%	0.8%
% of FP17s Relating to Continuations	3	1,593	0.2%	1.6%	1.5%	1.3%
% of Patients satisfied with the dentistry they have received	5	5	N/A	92.5%	93.1%	92.7%
% of Patients satisfied with the time they had to wait for an appointment	5	5	N/A	90.6%	89.8%	88.8%

\* This is based on patients treated on this contract for their most recent course of treatment. Figures in italics indicate the base number of FP17s or Patient Questionnaire responses are less than 100. N/A is shown where the base number of responses is less than 10 during the period. % is calculated as Quantity/Base number\*100

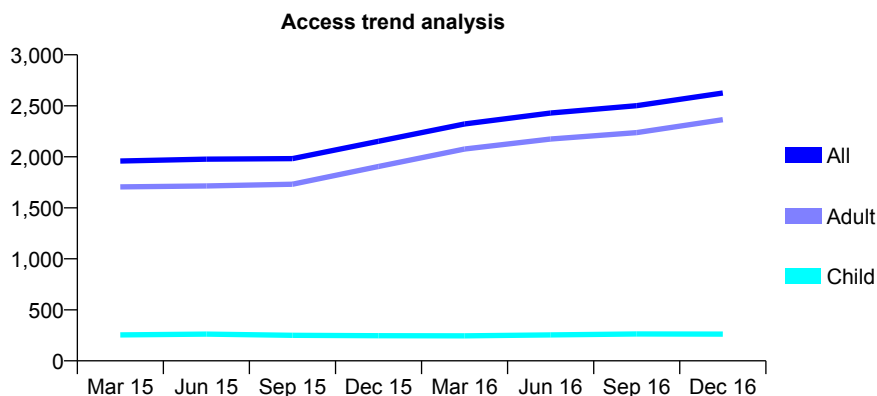
## Q49 - Vital Signs At a Glance Contract Report for 962295/0001 - December 2016

Name or company name	MR S SOLAIMAN
Contract type name	GDS Contract
Purpose of contract	General
Contract start date	01/06/2007
Contract end date	

16/17 Contracted general activity (UDA)	9,211
Carry forward general activity (UDA)	0
16/17 Contracted orthodontic activity (UOA)	0
Carry forward orthodontic activity (UOA)	0
Baseline contract value	£253,321.08

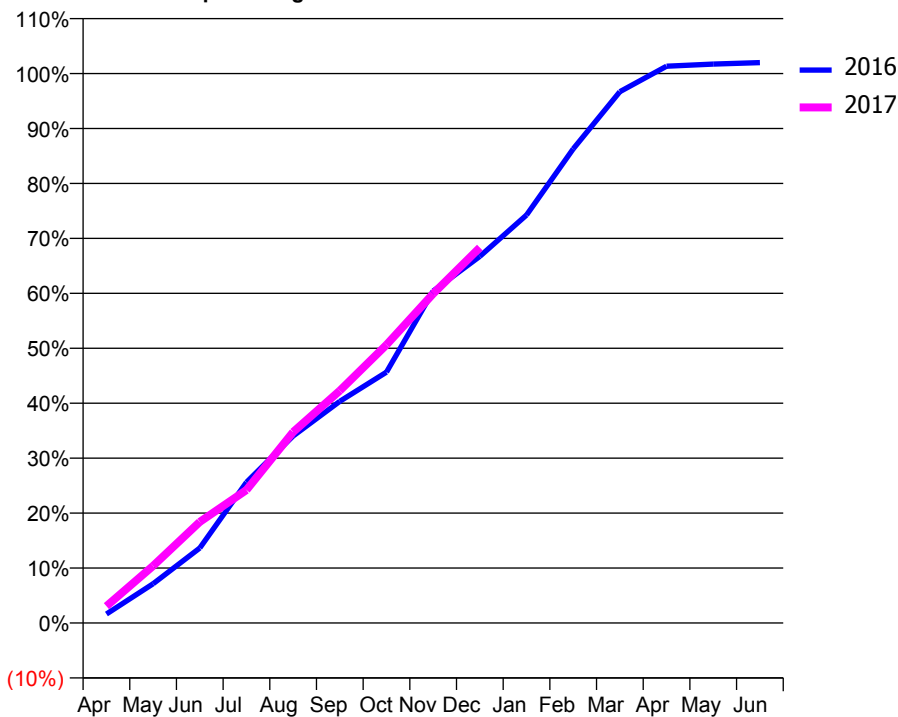
### ACCESS\*

Patients seen in 24 months	Total	Change since previous quarter
Quarter ending December 2015	2,152	
Quarter ending March 2016	2,322	↑
Quarter ending June 2016	2,429	↑
Quarter ending September 2016	2,501	↑
Quarter ending December 2016	2,626	↑
<b>Variance since December 2015</b>	<b>22.0%</b>	<b>↑</b>



### ACTIVITY

**Cumulative percentage of contracted UDA delivered 2016 & 2017**



Month	Adjusted Scheduled Activity (UDA)	
	2016	2017
April	151	283
May	658	957
June	1,256	1,695
July	2,360	2,230
August	3,134	3,203
September	3,715	3,894
October	4,205	4,665
November	5,564	5,519
December	6,146	6,294
January	6,838	
February	7,948	
March	8,907	
April	9,333	
May	9,370	
June	9,393	

### QUALITY

	Quantity	Base Number	Contract	AT	Region	England
% of FP17s for the same patient ID Re-attending within 3 months - Children	4	206	1.9%	11.7%	13.4%	12.4%
% of FP17s for the same patient ID Re-attending within 3 months - Adults	215	1,914	11.2%	15.7%	17.3%	16.6%
% of FP17s for the same patient ID Re-attending between 3 & 9 months - Children	102	206	49.5%	57.3%	58.9%	57.5%
% of FP17s for the same patient ID Re-attending between 3 & 9 months - Adults	767	1,914	40.1%	52.2%	52.5%	50.4%
% of FP17s for Band 1 Urgent Courses	164	1,954	8.4%	8.3%	9.3%	9.1%
% of FP17s Relating to Free Repair or Replacements	1	1,954	0.1%	1.2%	1.0%	0.8%
% of FP17s Relating to Continuations	16	1,954	0.8%	1.6%	1.5%	1.3%
% of Patients satisfied with the dentistry they have received	8	8	N/A	92.5%	93.1%	92.7%
% of Patients satisfied with the time they had to wait for an appointment	8	8	N/A	90.6%	89.8%	88.8%

\* This is based on patients treated on this contract for their most recent course of treatment. Figures in italics indicate the base number of FP17s or Patient Questionnaire responses are less than 100. N/A is shown where the base number of responses is less than 10 during the period. % is calculated as Quantity/Base number\*100

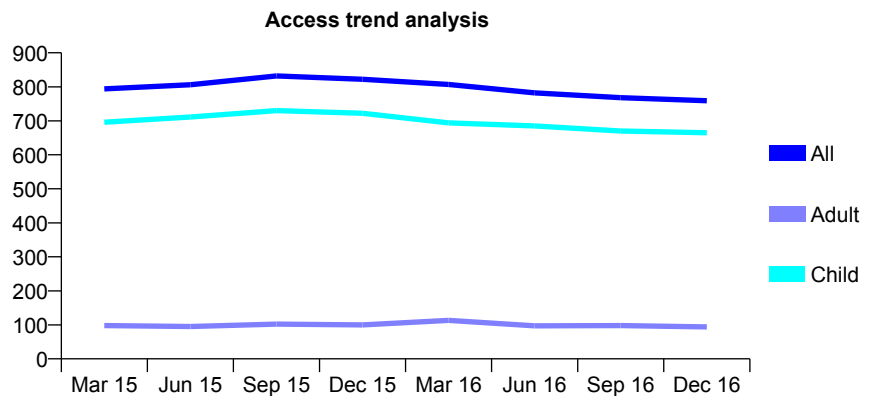
## Q49 - Vital Signs At a Glance Contract Report for 962740/0001 - December 2016

Name or company name	Stricklandgate Dental Practice
Contract type name	GDS Contract
Purpose of contract	General
Contract start date	01/02/2013
Contract end date	

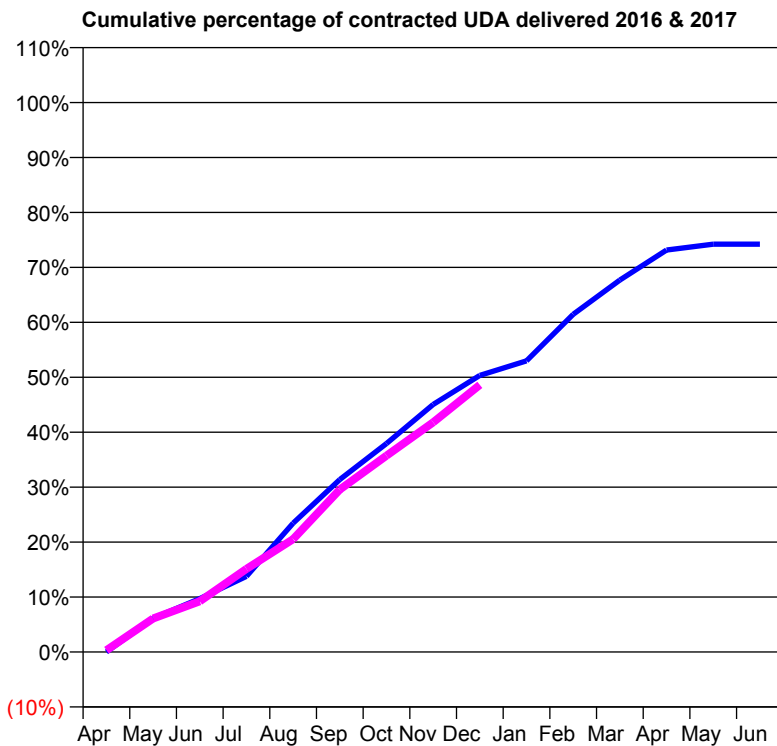
16/17 Contracted general activity (UDA)	2,278
Carry forward general activity (UDA)	0
16/17 Contracted orthodontic activity (UOA)	0
Carry forward orthodontic activity (UOA)	0
Baseline contract value	£55,147.60

### ACCESS\*

Patients seen in 24 months	Total	Change since previous quarter
Quarter ending December 2015	822	
Quarter ending March 2016	807	↓
Quarter ending June 2016	782	↓
Quarter ending September 2016	768	↓
Quarter ending December 2016	759	↓
<b>Variance since December 2015</b>	<b>(7.7%)</b>	<b>↓</b>



### ACTIVITY



Month	Adjusted Scheduled Activity (UDA)	
	2016	2017
April	0	7
May	138	139
June	219	211
July	310	345
August	529	468
September	707	674
October	855	814
November	1,015	952
December	1,134	1,107
January	1,194	
February	1,384	
March	1,525	
April	1,648	
May	1,672	
June	1,672	

### QUALITY

	Quantity	Base Number	Contract	AT	Region	England
% of FP17s for the same patient ID Re-attending within 3 months - Children	148	856	17.3%	11.7%	13.4%	12.4%
% of FP17s for the same patient ID Re-attending within 3 months - Adults	0	0	N/A	15.7%	17.3%	16.6%
% of FP17s for the same patient ID Re-attending between 3 & 9 months - Children	482	856	56.3%	57.3%	58.9%	57.5%
% of FP17s for the same patient ID Re-attending between 3 & 9 months - Adults	0	0	N/A	52.2%	52.5%	50.4%
% of FP17s for Band 1 Urgent Courses	27	748	3.6%	8.3%	9.3%	9.1%
% of FP17s Relating to Free Repair or Replacements	0	748	0.0%	1.2%	1.0%	0.8%
% of FP17s Relating to Continuations	0	748	0.0%	1.6%	1.5%	1.3%
% of Patients satisfied with the dentistry they have received	0	0	N/A	92.5%	93.1%	92.7%
% of Patients satisfied with the time they had to wait for an appointment	0	0	N/A	90.6%	89.8%	88.8%

\* This is based on patients treated on this contract for their most recent course of treatment. Figures in italics indicate the base number of FP17s or Patient Questionnaire responses are less than 100. N/A is shown where the base number of responses is less than 10 during the period. % is calculated as Quantity/Base number\*100

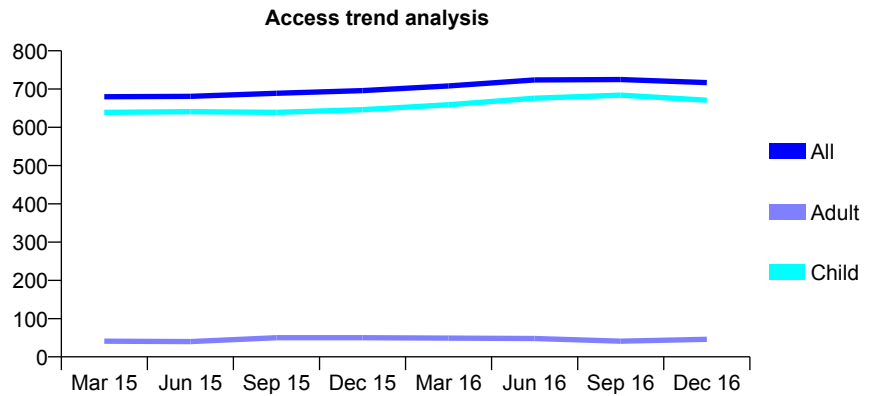
## Q49 - Vital Signs At a Glance Contract Report for 967912/0001 - December 2016

Name or company name	MR M CAREW
Contract type name	GDS Contract
Purpose of contract	General
Contract start date	01/06/2011
Contract end date	

16/17 Contracted general activity (UDA)	1,558
Carry forward general activity (UDA)	0
16/17 Contracted orthodontic activity (UOA)	0
Carry forward orthodontic activity (UOA)	0
Baseline contract value	£33,419.79

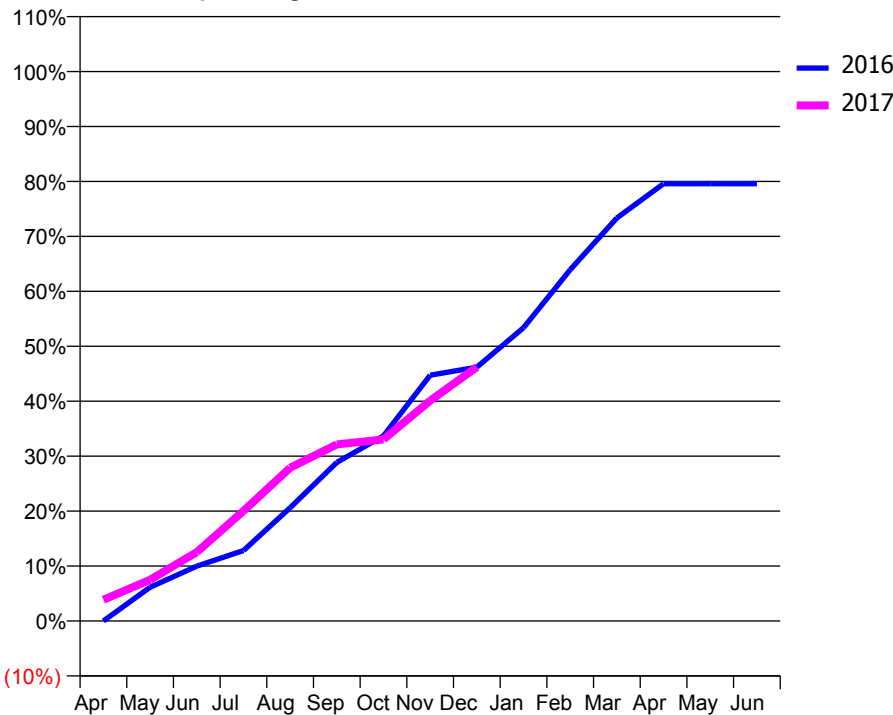
### ACCESS\*

Patients seen in 24 months	Total	Change since previous quarter
Quarter ending December 2015	696	
Quarter ending March 2016	708	→
Quarter ending June 2016	724	↑
Quarter ending September 2016	725	→
Quarter ending December 2016	717	↓
<b>Variance since December 2015</b>	<b>3.0%</b>	<b>↑</b>



### ACTIVITY

Cumulative percentage of contracted UDA delivered 2016 & 2017



Month	Adjusted Scheduled Activity (UDA)	
	2016	2017
April	0	60
May	96	117
June	156	195
July	200	312
August	321	435
September	450	501
October	525	515
November	697	625
December	720	720
January	832	
February	996	
March	1,143	
April	1,240	
May	1,240	
June	1,240	

### QUALITY

	Quantity	Base Number	Contract	AT	Region	England
% of FP17s for the same patient ID Re-attending within 3 months - Children	16	587	2.7%	11.7%	13.4%	12.4%
% of FP17s for the same patient ID Re-attending within 3 months - Adults	0	1	0.0%	15.7%	17.3%	16.6%
% of FP17s for the same patient ID Re-attending between 3 & 9 months - Children	339	587	57.8%	57.3%	58.9%	57.5%
% of FP17s for the same patient ID Re-attending between 3 & 9 months - Adults	1	1	100.0%	52.2%	52.5%	50.4%
% of FP17s for Band 1 Urgent Courses	15	535	2.8%	8.3%	9.3%	9.1%
% of FP17s Relating to Free Repair or Replacements	0	535	0.0%	1.2%	1.0%	0.8%
% of FP17s Relating to Continuations	1	535	0.2%	1.6%	1.5%	1.3%
% of Patients satisfied with the dentistry they have received	0	0	N/A	92.5%	93.1%	92.7%
% of Patients satisfied with the time they had to wait for an appointment	0	0	N/A	90.6%	89.8%	88.8%

\* This is based on patients treated on this contract for their most recent course of treatment. Figures in italics indicate the base number of FP17s or Patient Questionnaire responses are less than 100. N/A is shown where the base number of responses is less than 10 during the period. % is calculated as Quantity/Base number\*100



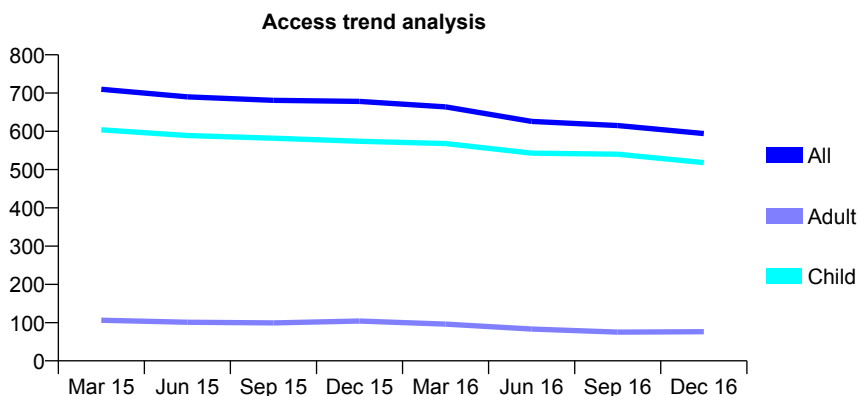
## Q49 - Vital Signs At a Glance Contract Report for 998478/0001 - December 2016

Name or company name	MR R HURST
Contract type name	GDS Contract
Purpose of contract	General
Contract start date	01/04/2006
Contract end date	

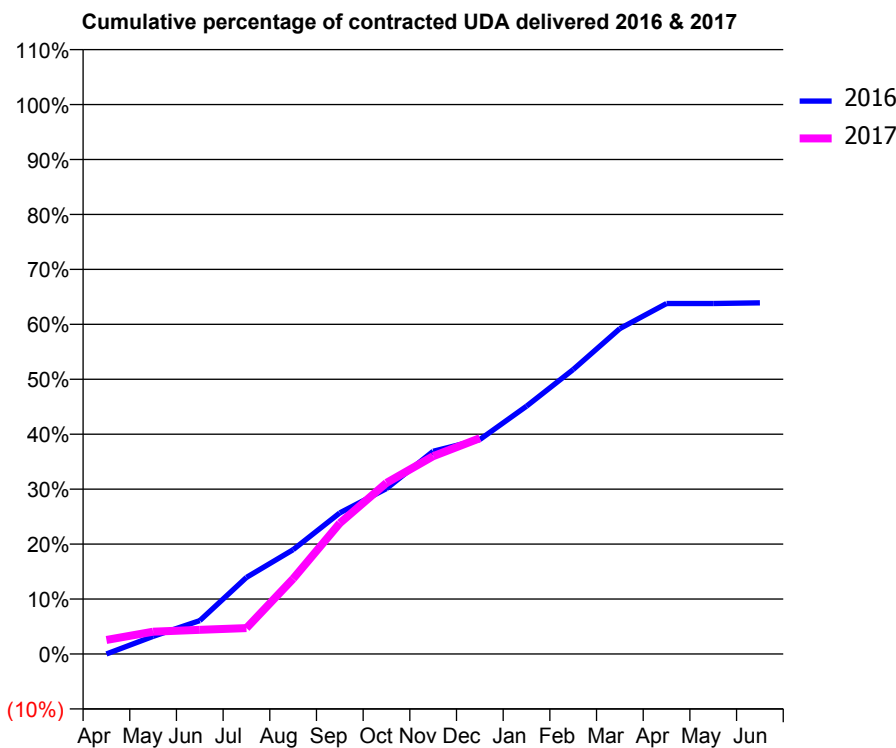
16/17 Contracted general activity (UDA)	1,961
Carry forward general activity (UDA)	0
16/17 Contracted orthodontic activity (UOA)	0
Carry forward orthodontic activity (UOA)	0
Baseline contract value	£42,057.16

### ACCESS\*

Patients seen in 24 months	Total	Change since previous quarter
Quarter ending December 2015	678	
Quarter ending March 2016	664	↓
Quarter ending June 2016	626	↓
Quarter ending September 2016	615	↓
Quarter ending December 2016	594	↓
<b>Variance since December 2015</b>	<b>(12.4%)</b>	<b>↓</b>



### ACTIVITY



Month	Adjusted Scheduled Activity (UDA)	
	2016	2017
April	0	50
May	63	80
June	119	87
July	273	93
August	373	269
September	504	467
October	590	611
November	724	706
December	765	770
January	884	
February	1,015	
March	1,162	
April	1,251	
May	1,251	
June	1,253	

### QUALITY

	Quantity	Base Number	Contract	AT	Region	England
% of FP17s for the same patient ID Re-attending within 3 months - Children	82	677	12.1%	11.7%	13.4%	12.4%
% of FP17s for the same patient ID Re-attending within 3 months - Adults	4	25	16.0%	15.7%	17.3%	16.6%
% of FP17s for the same patient ID Re-attending between 3 & 9 months - Children	469	677	69.3%	57.3%	58.9%	57.5%
% of FP17s for the same patient ID Re-attending between 3 & 9 months - Adults	18	25	72.0%	52.2%	52.5%	50.4%
% of FP17s for Band 1 Urgent Courses	31	621	5.0%	8.3%	9.3%	9.1%
% of FP17s Relating to Free Repair or Replacements	0	621	0.0%	1.2%	1.0%	0.8%
% of FP17s Relating to Continuations	0	621	0.0%	1.6%	1.5%	1.3%
% of Patients satisfied with the dentistry they have received	2	2	N/A	92.5%	93.1%	92.7%
% of Patients satisfied with the time they had to wait for an appointment	2	2	N/A	90.6%	89.8%	88.8%

\* This is based on patients treated on this contract for their most recent course of treatment. Figures in italics indicate the base number of FP17s or Patient Questionnaire responses are less than 100. N/A is shown where the base number of responses is less than 10 during the period. % is calculated as Quantity/Base number\*100

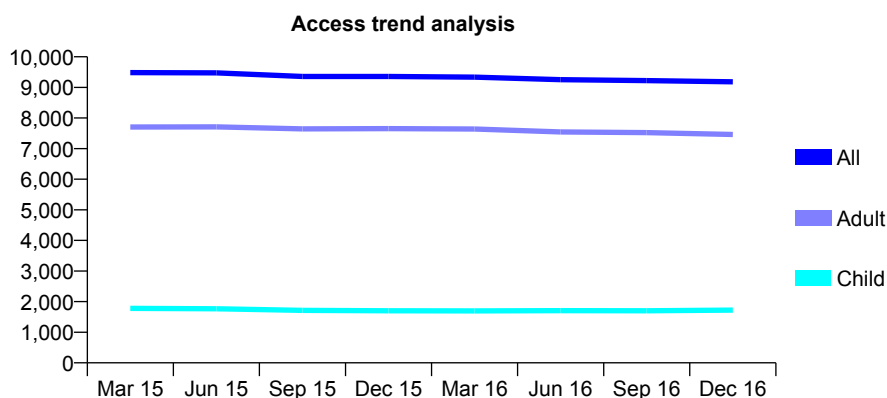
## Q49 - Vital Signs At a Glance Contract Report for 999199/0001 - December 2016

Name or company name	MR JC HALL
Contract type name	GDS Contract
Purpose of contract	General
Contract start date	01/04/2006
Contract end date	

16/17 Contracted general activity (UDA)	25,993
Carry forward general activity (UDA)	0
16/17 Contracted orthodontic activity (UOA)	0
Carry forward orthodontic activity (UOA)	0
Baseline contract value	£819,380.56

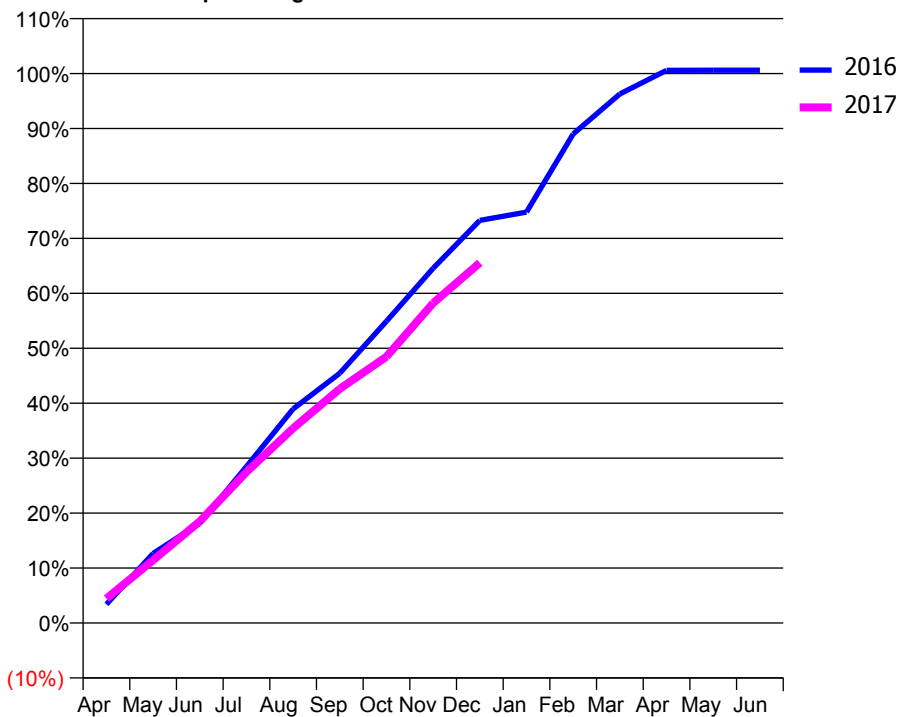
### ACCESS\*

Patients seen in 24 months	Total	Change since previous quarter
Quarter ending December 2015	9,356	
Quarter ending March 2016	9,336	→
Quarter ending June 2016	9,252	→
Quarter ending September 2016	9,224	→
Quarter ending December 2016	9,185	→
<b>Variance since December 2015</b>	<b>(1.8%)</b>	<b>↓</b>



### ACTIVITY

Cumulative percentage of contracted UDA delivered 2016 & 2017



Month	Adjusted Scheduled Activity (UDA)	
	2016	2017
April	884	1,156
May	3,290	2,971
June	4,728	4,807
July	7,404	7,145
August	10,125	9,215
September	11,814	11,083
October	14,276	12,597
November	16,784	15,134
December	19,044	17,038
January	19,440	
February	23,135	
March	25,023	
April	26,145	
May	26,146	
June	26,148	

### QUALITY

	Quantity	Base Number	Contract	AT	Region	England
% of FP17s for the same patient ID Re-attending within 3 months - Children	520	2,650	19.6%	11.7%	13.4%	12.4%
% of FP17s for the same patient ID Re-attending within 3 months - Adults	1,035	7,948	13.0%	15.7%	17.3%	16.6%
% of FP17s for the same patient ID Re-attending between 3 & 9 months - Children	1,608	2,650	60.7%	57.3%	58.9%	57.5%
% of FP17s for the same patient ID Re-attending between 3 & 9 months - Adults	4,248	7,948	53.4%	52.2%	52.5%	50.4%
% of FP17s for Band 1 Urgent Courses	899	9,968	9.0%	8.3%	9.3%	9.1%
% of FP17s Relating to Free Repair or Replacements	72	9,968	0.7%	1.2%	1.0%	0.8%
% of FP17s Relating to Continuations	97	9,968	1.0%	1.6%	1.5%	1.3%
% of Patients satisfied with the dentistry they have received	15	15	100.0%	92.5%	93.1%	92.7%
% of Patients satisfied with the time they had to wait for an appointment	14	15	93.3%	90.6%	89.8%	88.8%

\* This is based on patients treated on this contract for their most recent course of treatment. Figures in italics indicate the base number of FP17s or Patient Questionnaire responses are less than 100. N/A is shown where the base number of responses is less than 10 during the period. % is calculated as Quantity/Base number\*100

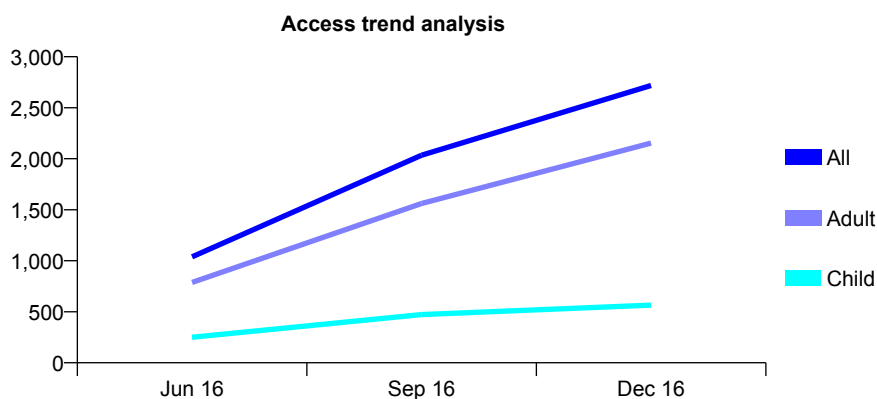
## Q50 - Vital Signs At a Glance Contract Report for 100105/0000 - December 2016

Name or company name	Dental Logic Dental Care
Contract type name	GDS Contract
Purpose of contract	General
Contract start date	01/04/2016
Contract end date	

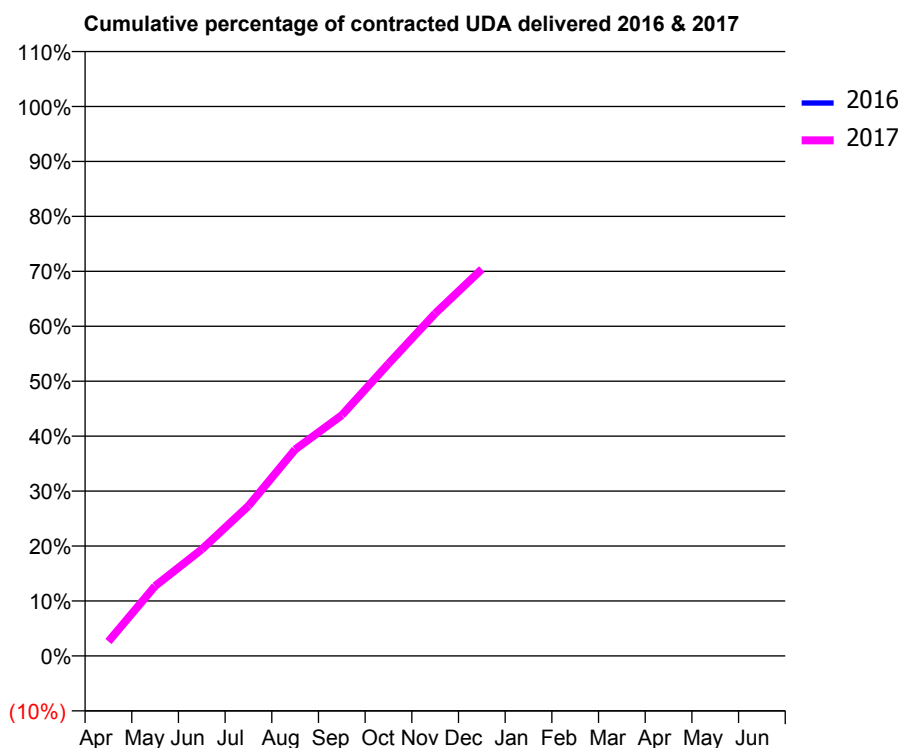
16/17 Contracted general activity (UDA)	8,624
Carry forward general activity (UDA)	0
16/17 Contracted orthodontic activity (UOA)	0
Carry forward orthodontic activity (UOA)	0
Baseline contract value	£206,409.22

### ACCESS\*

Patients seen in 24 months	Total	Change since previous quarter
Quarter ending December 2015	0	
Quarter ending March 2016	0	
Quarter ending June 2016	1,038	↑
Quarter ending September 2016	2,034	↑
Quarter ending December 2016	2,718	↑
<b>Variance since December 2015</b>	N/A	



### ACTIVITY



Month	Adjusted Scheduled Activity (UDA)	
	2016	2017
April	0	227
May	0	1,098
June	0	1,672
July	0	2,356
August	0	3,240
September	0	3,778
October	0	4,586
November	0	5,376
December	0	6,070
January	0	
February	0	
March	0	
April	0	
May	0	
June	0	

### QUALITY

	Quantity	Base Number	Contract	AT	Region	England
% of FP17s for the same patient ID Re-attending within 3 months - Children	30	721	4.2%	10.4%	13.4%	12.4%
% of FP17s for the same patient ID Re-attending within 3 months - Adults	233	2,852	8.2%	13.7%	17.3%	16.6%
% of FP17s for the same patient ID Re-attending between 3 & 9 months - Children	102	721	14.1%	62.8%	58.9%	57.5%
% of FP17s for the same patient ID Re-attending between 3 & 9 months - Adults	440	2,852	15.4%	54.7%	52.5%	50.4%
% of FP17s for Band 1 Urgent Courses	231	3,573	6.5%	7.3%	9.3%	9.1%
% of FP17s Relating to Free Repair or Replacements	0	3,573	0.0%	1.0%	1.0%	0.8%
% of FP17s Relating to Continuations	38	3,573	1.1%	1.3%	1.5%	1.3%
% of Patients satisfied with the dentistry they have received	0	0	N/A	93.8%	93.1%	92.7%
% of Patients satisfied with the time they had to wait for an appointment	0	0	N/A	90.6%	89.8%	88.8%

\* This is based on patients treated on this contract for their most recent course of treatment. Figures in italics indicate the base number of FP17s or Patient Questionnaire responses are less than 100. N/A is shown where the base number of responses is less than 10 during the period. % is calculated as Quantity/Base number\*100

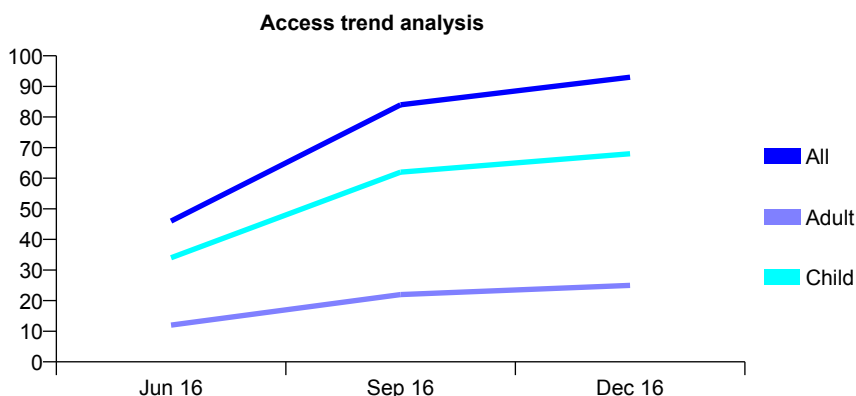
## Q50 - Vital Signs At a Glance Contract Report for 100111/0000 - December 2016

Name or company name	Bodental Practice
Contract type name	GDS Contract
Purpose of contract	General
Contract start date	01/04/2016
Contract end date	

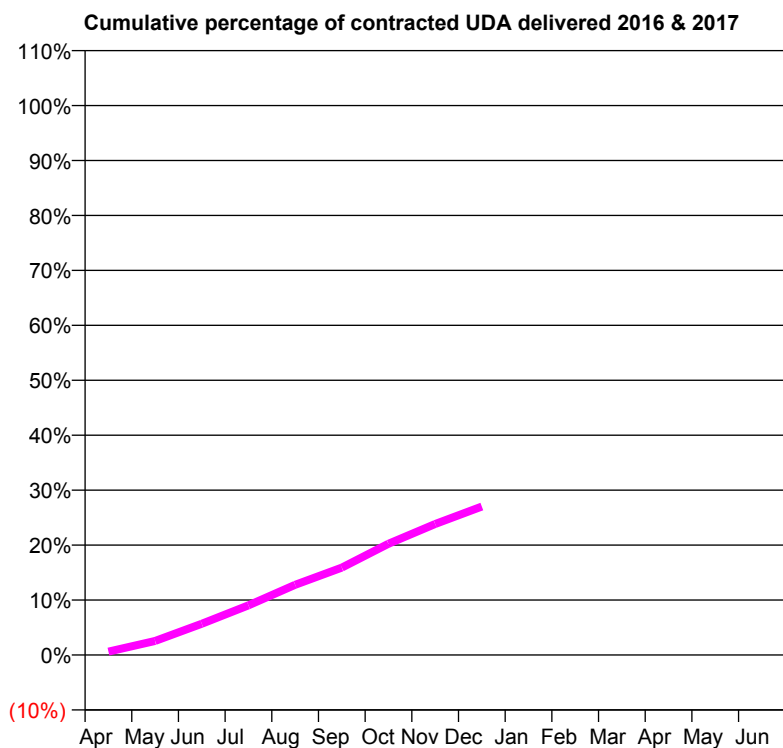
16/17 Contracted general activity (UDA)	670
Carry forward general activity (UDA)	0
16/17 Contracted orthodontic activity (UOA)	0
Carry forward orthodontic activity (UOA)	0
Baseline contract value	£16,420.35

### ACCESS\*

Patients seen in 24 months	Total	Change since previous quarter
Quarter ending December 2015	0	
Quarter ending March 2016	0	
Quarter ending June 2016	46	↑
Quarter ending September 2016	84	↑
Quarter ending December 2016	93	↑
<b>Variance since December 2015</b>	N/A	



### ACTIVITY



Month	Adjusted Scheduled Activity (UDA)	
	2016	2017
April	0	4
May	0	17
June	0	38
July	0	61
August	0	86
September	0	107
October	0	136
November	0	160
December	0	181
January	0	
February	0	
March	0	
April	0	
May	0	
June	0	

### QUALITY

	Quantity	Base Number	Contract	AT	Region	England
% of FP17s for the same patient ID Re-attending within 3 months - Children	7	99	7.1%	10.4%	13.4%	12.4%
% of FP17s for the same patient ID Re-attending within 3 months - Adults	7	40	17.5%	13.7%	17.3%	16.6%
% of FP17s for the same patient ID Re-attending between 3 & 9 months - Children	22	99	22.2%	62.8%	58.9%	57.5%
% of FP17s for the same patient ID Re-attending between 3 & 9 months - Adults	9	40	22.5%	54.7%	52.5%	50.4%
% of FP17s for Band 1 Urgent Courses	5	139	3.6%	7.3%	9.3%	9.1%
% of FP17s Relating to Free Repair or Replacements	0	139	0.0%	1.0%	1.0%	0.8%
% of FP17s Relating to Continuations	0	139	0.0%	1.3%	1.5%	1.3%
% of Patients satisfied with the dentistry they have received	0	0	N/A	93.8%	93.1%	92.7%
% of Patients satisfied with the time they had to wait for an appointment	0	0	N/A	90.6%	89.8%	88.8%

\* This is based on patients treated on this contract for their most recent course of treatment. Figures in italics indicate the base number of FP17s or Patient Questionnaire responses are less than 100. N/A is shown where the base number of responses is less than 10 during the period. % is calculated as Quantity/Base number\*100

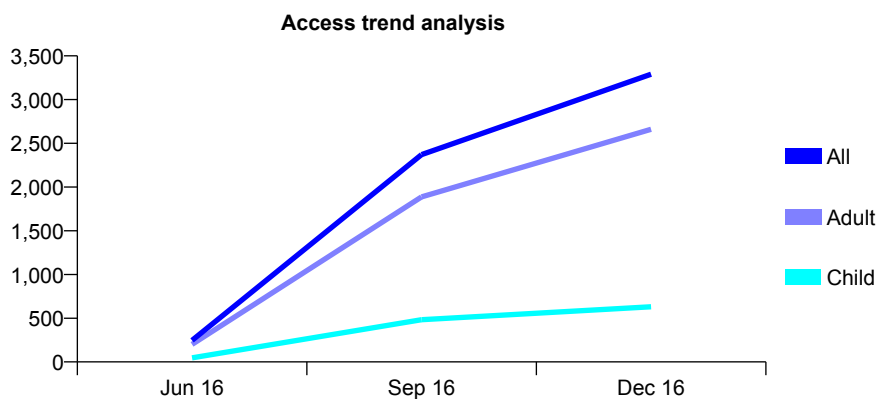
## Q50 - Vital Signs At a Glance Contract Report for 100135/0000 - December 2016

Name or company name	MR N TIBREWAL
Contract type name	GDS Contract
Purpose of contract	General
Contract start date	01/05/2016
Contract end date	

16/17 Contracted general activity (UDA)	15,092
Carry forward general activity (UDA)	0
16/17 Contracted orthodontic activity (UOA)	0
Carry forward orthodontic activity (UOA)	0
Baseline contract value	£420,124.72

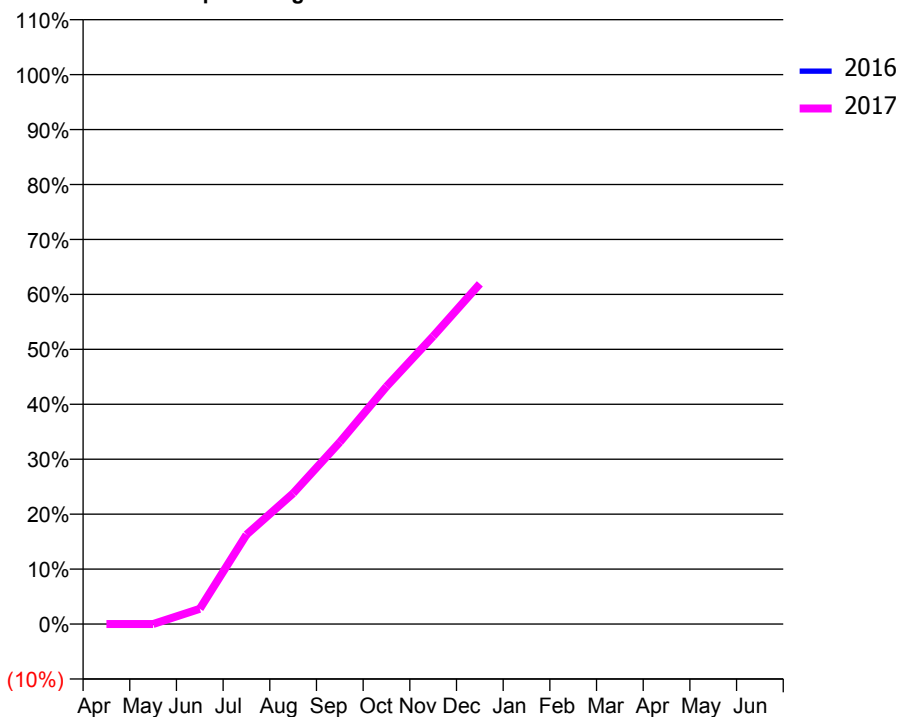
### ACCESS\*

Patients seen in 24 months	Total	Change since previous quarter
Quarter ending December 2015	0	
Quarter ending March 2016	0	
Quarter ending June 2016	247	↑
Quarter ending September 2016	2,371	↑
Quarter ending December 2016	3,290	↑
Variance since December 2015	N/A	



### ACTIVITY

Cumulative percentage of contracted UDA delivered 2016 & 2017



Month	Adjusted Scheduled Activity (UDA)	
	2016	2017
April	0	0
May	0	0
June	0	418
July	0	2,454
August	0	3,591
September	0	4,997
October	0	6,525
November	0	7,904
December	0	9,345
January	0	
February	0	
March	0	
April	0	
May	0	
June	0	

### QUALITY

	Quantity	Base Number	Contract	AT	Region	England
% of FP17s for the same patient ID Re-attending within 3 months - Children	57	789	7.2%	10.4%	13.4%	12.4%
% of FP17s for the same patient ID Re-attending within 3 months - Adults	507	3,673	13.8%	13.7%	17.3%	16.6%
% of FP17s for the same patient ID Re-attending between 3 & 9 months - Children	76	789	9.6%	62.8%	58.9%	57.5%
% of FP17s for the same patient ID Re-attending between 3 & 9 months - Adults	452	3,673	12.3%	54.7%	52.5%	50.4%
% of FP17s for Band 1 Urgent Courses	396	4,462	8.9%	7.3%	9.3%	9.1%
% of FP17s Relating to Free Repair or Replacements	59	4,462	1.3%	1.0%	1.0%	0.8%
% of FP17s Relating to Continuations	60	4,462	1.3%	1.3%	1.5%	1.3%
% of Patients satisfied with the dentistry they have received	0	0	N/A	93.8%	93.1%	92.7%
% of Patients satisfied with the time they had to wait for an appointment	0	0	N/A	90.6%	89.8%	88.8%

\* This is based on patients treated on this contract for their most recent course of treatment. Figures in italics indicate the base number of FP17s or Patient Questionnaire responses are less than 100. N/A is shown where the base number of responses is less than 10 during the period. % is calculated as Quantity/Base number\*100

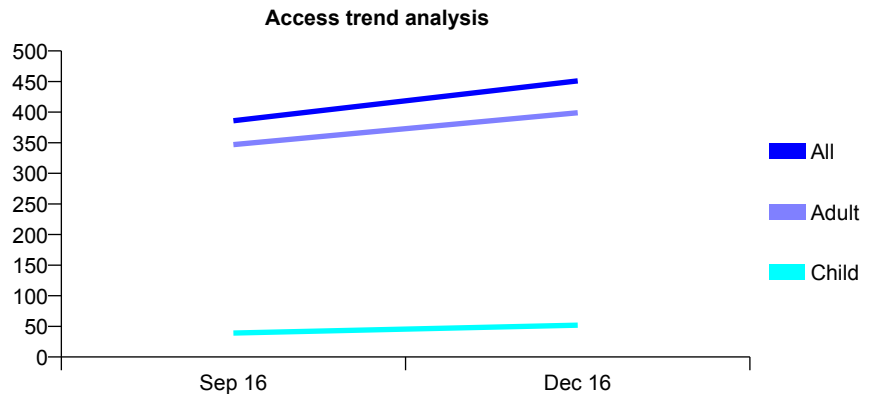
## Q50 - Vital Signs At a Glance Contract Report for 100140/0000 - December 2016

Name or company name	Ishak & Bee
Contract type name	GDS Contract
Purpose of contract	General
Contract start date	01/05/2016
Contract end date	

16/17 Contracted general activity (UDA)	3,760
Carry forward general activity (UDA)	0
16/17 Contracted orthodontic activity (UOA)	0
Carry forward orthodontic activity (UOA)	0
Baseline contract value	£96,014.11

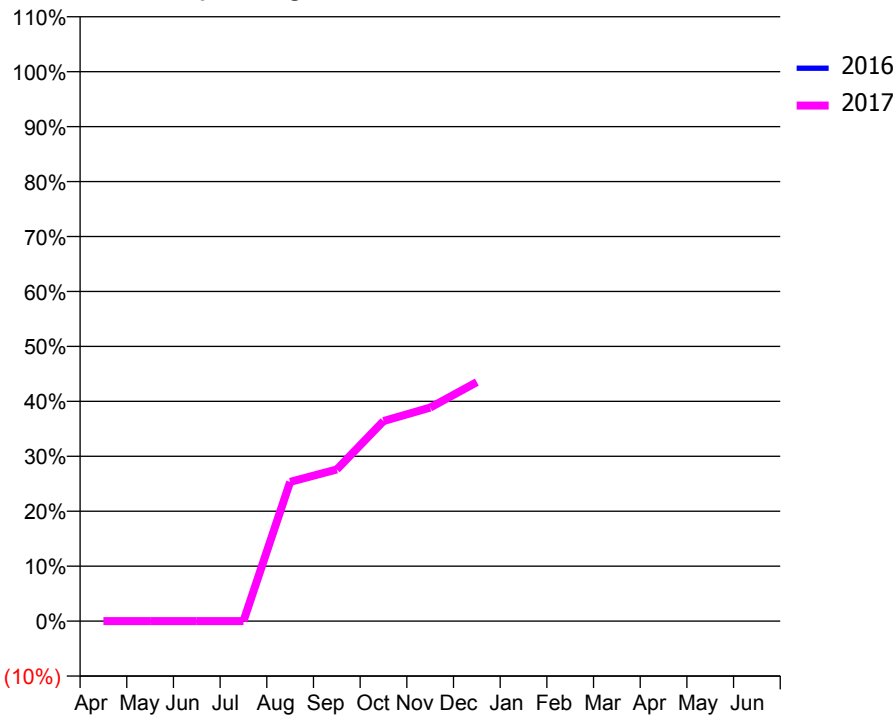
### ACCESS\*

Patients seen in 24 months	Total	Change since previous quarter
Quarter ending December 2015	0	
Quarter ending March 2016	0	
Quarter ending June 2016	0	
Quarter ending September 2016	386	↑
Quarter ending December 2016	451	↑
<b>Variance since December 2015</b>	N/A	



### ACTIVITY

Cumulative percentage of contracted UDA delivered 2016 & 2017



Month	Adjusted Scheduled Activity (UDA)	
	2016	2017
April	0	0
May	0	0
June	0	0
July	0	0
August	0	953
September	0	1,038
October	0	1,369
November	0	1,461
December	0	1,636
January	0	
February	0	
March	0	
April	0	
May	0	
June	0	

### QUALITY

	Quantity	Base Number	Contract	AT	Region	England
% of FP17s for the same patient ID Re-attending within 3 months - Children	4	62	6.5%	10.4%	13.4%	12.4%
% of FP17s for the same patient ID Re-attending within 3 months - Adults	50	508	9.8%	13.7%	17.3%	16.6%
% of FP17s for the same patient ID Re-attending between 3 & 9 months - Children	3	62	4.8%	62.8%	58.9%	57.5%
% of FP17s for the same patient ID Re-attending between 3 & 9 months - Adults	20	508	3.9%	54.7%	52.5%	50.4%
% of FP17s for Band 1 Urgent Courses	54	570	9.5%	7.3%	9.3%	9.1%
% of FP17s Relating to Free Repair or Replacements	1	570	0.2%	1.0%	1.0%	0.8%
% of FP17s Relating to Continuations	12	570	2.1%	1.3%	1.5%	1.3%
% of Patients satisfied with the dentistry they have received	0	0	N/A	93.8%	93.1%	92.7%
% of Patients satisfied with the time they had to wait for an appointment	0	0	N/A	90.6%	89.8%	88.8%

\* This is based on patients treated on this contract for their most recent course of treatment. Figures in italics indicate the base number of FP17s or Patient Questionnaire responses are less than 100. N/A is shown where the base number of responses is less than 10 during the period. % is calculated as Quantity/Base number\*100

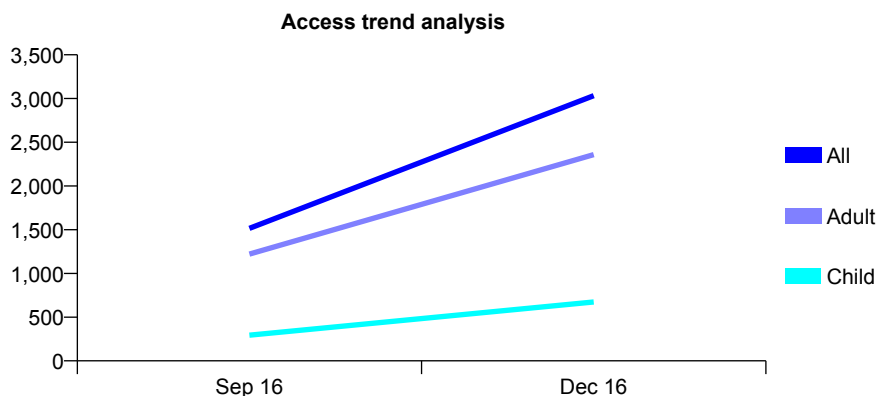
## Q50 - Vital Signs At a Glance Contract Report for 100187/0000 - December 2016

Name or company name	Philip Godfrey & Partners
Contract type name	GDS Contract
Purpose of contract	General
Contract start date	01/07/2016
Contract end date	30/06/2017

16/17 Contracted general activity (UDA)	9,750
Carry forward general activity (UDA)	0
16/17 Contracted orthodontic activity (UOA)	0
Carry forward orthodontic activity (UOA)	0
Baseline contract value	£272,805.00

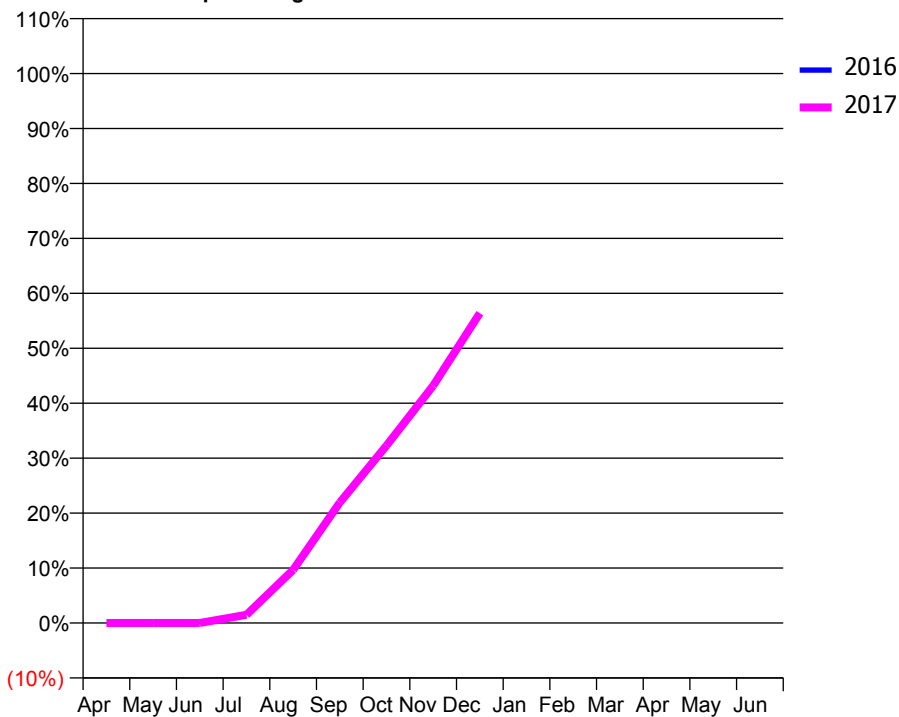
### ACCESS\*

Patients seen in 24 months	Total	Change since previous quarter
Quarter ending December 2015	0	
Quarter ending March 2016	0	
Quarter ending June 2016	0	
Quarter ending September 2016	1,515	↑
Quarter ending December 2016	3,032	↑
<b>Variance since December 2015</b>	N/A	



### ACTIVITY

Cumulative percentage of contracted UDA delivered 2016 & 2017



Month	Adjusted Scheduled Activity (UDA)	
	2016	2017
April	0	0
May	0	0
June	0	0
July	0	146
August	0	944
September	0	2,138
October	0	3,149
November	0	4,209
December	0	5,497
January	0	
February	0	
March	0	
April	0	
May	0	
June	0	

### QUALITY

	Quantity	Base Number	Contract	AT	Region	England
% of FP17s for the same patient ID Re-attending within 3 months - Children	6	632	0.9%	10.4%	13.4%	12.4%
% of FP17s for the same patient ID Re-attending within 3 months - Adults	60	2,346	2.6%	13.7%	17.3%	16.6%
% of FP17s for the same patient ID Re-attending between 3 & 9 months - Children	20	632	3.2%	62.8%	58.9%	57.5%
% of FP17s for the same patient ID Re-attending between 3 & 9 months - Adults	53	2,346	2.3%	54.7%	52.5%	50.4%
% of FP17s for Band 1 Urgent Courses	37	2,978	1.2%	7.3%	9.3%	9.1%
% of FP17s Relating to Free Repair or Replacements	0	2,978	0.0%	1.0%	1.0%	0.8%
% of FP17s Relating to Continuations	0	2,978	0.0%	1.3%	1.5%	1.3%
% of Patients satisfied with the dentistry they have received	0	0	N/A	93.8%	93.1%	92.7%
% of Patients satisfied with the time they had to wait for an appointment	0	0	N/A	90.6%	89.8%	88.8%

\* This is based on patients treated on this contract for their most recent course of treatment. Figures in italics indicate the base number of FP17s or Patient Questionnaire responses are less than 100. N/A is shown where the base number of responses is less than 10 during the period. % is calculated as Quantity/Base number\*100



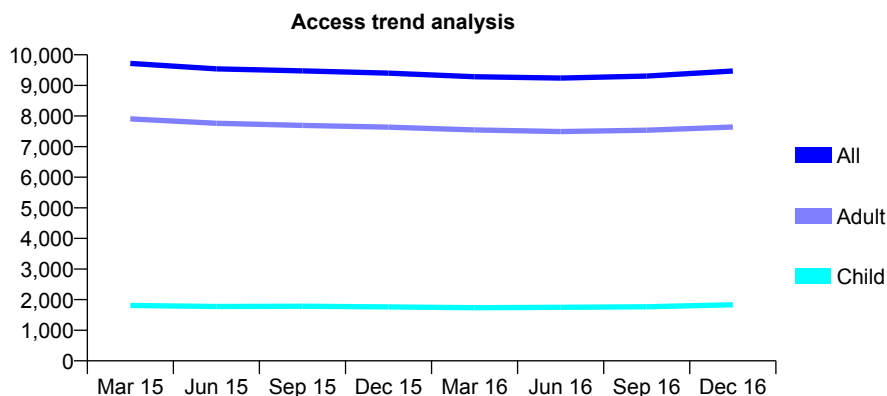
## Q50 - Vital Signs At a Glance Contract Report for 101281/0039 - December 2016

Name or company name	OASIS DENTAL CARE LTD
Contract type name	GDS Contract
Purpose of contract	General and Orthodontic
Contract start date	01/04/2006
Contract end date	

16/17 Contracted general activity (UDA)	27,920
Carry forward general activity (UDA)	0
16/17 Contracted orthodontic activity (UOA)	187
Carry forward orthodontic activity (UOA)	0
Baseline contract value	£827,006.10

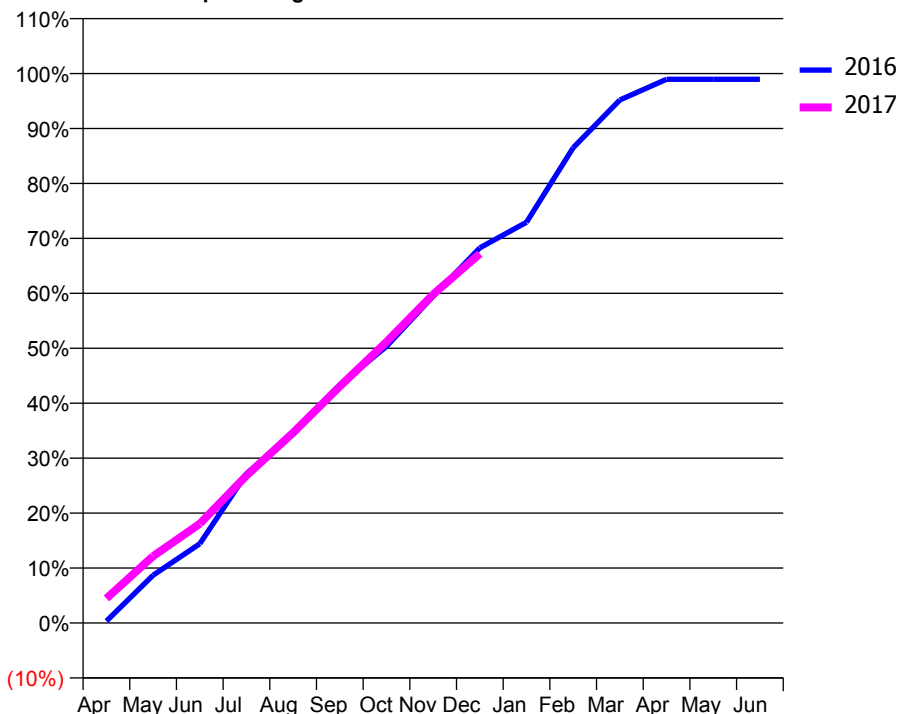
### ACCESS\*

Patients seen in 24 months	Total	Change since previous quarter
Quarter ending December 2015	9,402	
Quarter ending March 2016	9,284	↓
Quarter ending June 2016	9,241	→
Quarter ending September 2016	9,305	→
Quarter ending December 2016	9,472	→
<b>Variance since December 2015</b>	<b>0.7%</b>	<b>→</b>



### ACTIVITY

Cumulative percentage of contracted UDA delivered 2016 & 2017



Month	Adjusted Scheduled Activity (UDA)	
	2016	2017
April	97	1,250
May	2,430	3,399
June	4,028	5,044
July	7,582	7,492
August	9,610	9,674
September	12,100	12,023
October	14,053	14,287
November	16,605	16,701
December	19,065	18,764
January	20,363	
February	24,151	
March	26,576	
April	27,624	
May	27,623	
June	27,623	

### QUALITY

	Quantity	Base Number	Contract	AT	Region	England
% of FP17s for the same patient ID Re-attending within 3 months - Children	178	2,267	7.9%	10.4%	13.4%	12.4%
% of FP17s for the same patient ID Re-attending within 3 months - Adults	1,674	9,641	17.4%	13.7%	17.3%	16.6%
% of FP17s for the same patient ID Re-attending between 3 & 9 months - Children	1,412	2,267	62.3%	62.8%	58.9%	57.5%
% of FP17s for the same patient ID Re-attending between 3 & 9 months - Adults	5,738	9,641	59.5%	54.7%	52.5%	50.4%
% of FP17s for Band 1 Urgent Courses	978	11,338	8.6%	7.3%	9.3%	9.1%
% of FP17s Relating to Free Repair or Replacements	140	11,338	1.2%	1.0%	1.0%	0.8%
% of FP17s Relating to Continuations	292	11,338	2.6%	1.3%	1.5%	1.3%
% of Patients satisfied with the dentistry they have received	15	16	93.8%	93.8%	93.1%	92.7%
% of Patients satisfied with the time they had to wait for an appointment	14	16	87.5%	90.6%	89.8%	88.8%

\* This is based on patients treated on this contract for their most recent course of treatment. Figures in italics indicate the base number of FP17s or Patient Questionnaire responses are less than 100. N/A is shown where the base number of responses is less than 10 during the period. % is calculated as Quantity/Base number\*100

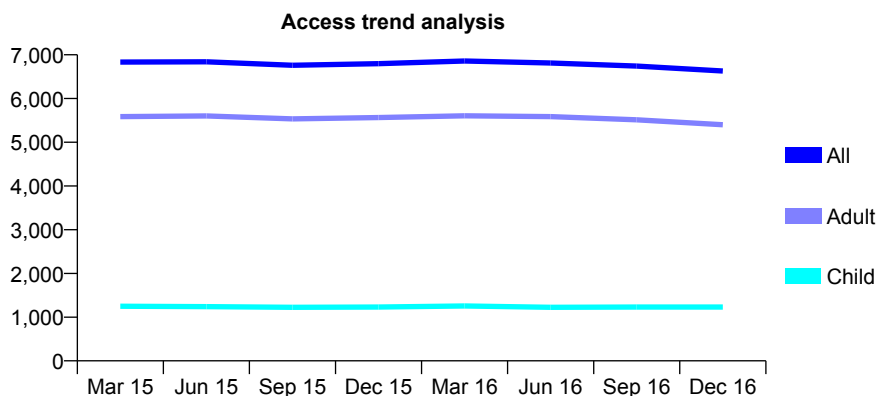
## Q50 - Vital Signs At a Glance Contract Report for 101281/0089 - December 2016

Name or company name	OASIS DENTAL CARE LTD
Contract type name	GDS Contract
Purpose of contract	General
Contract start date	01/04/2006
Contract end date	

16/17 Contracted general activity (UDA)	21,438
Carry forward general activity (UDA)	0
16/17 Contracted orthodontic activity (UOA)	0
Carry forward orthodontic activity (UOA)	0
Baseline contract value	£650,873.34

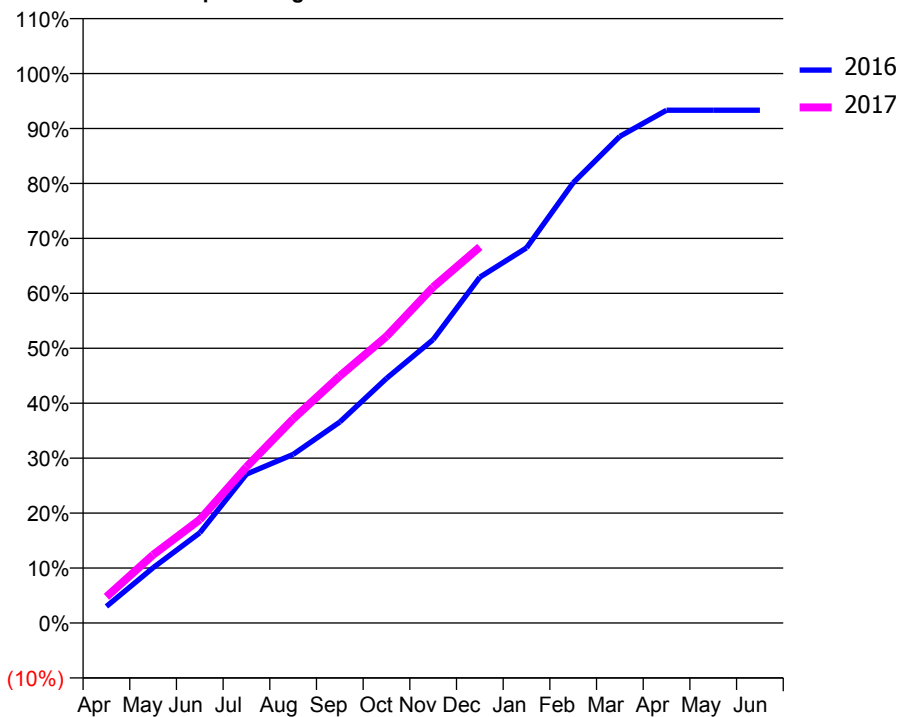
### ACCESS\*

Patients seen in 24 months	Total	Change since previous quarter
Quarter ending December 2015	6,796	
Quarter ending March 2016	6,859	→
Quarter ending June 2016	6,811	→
Quarter ending September 2016	6,743	→
Quarter ending December 2016	6,630	↓
<b>Variance since December 2015</b>	<b>(2.4%)</b>	<b>↓</b>



### ACTIVITY

Cumulative percentage of contracted UDA delivered 2016 & 2017



Month	Adjusted Scheduled Activity (UDA)	
	2016	2017
April	649	1,023
May	2,157	2,663
June	3,517	4,035
July	5,810	6,088
August	6,579	7,961
September	7,842	9,637
October	9,543	11,185
November	11,059	13,107
December	13,495	14,675
January	14,637	
February	17,175	
March	18,985	
April	20,007	
May	20,008	
June	20,008	

### QUALITY

	Quantity	Base Number	Contract	AT	Region	England
% of FP17s for the same patient ID Re-attending within 3 months - Children	135	1,456	9.3%	10.4%	13.4%	12.4%
% of FP17s for the same patient ID Re-attending within 3 months - Adults	1,126	6,523	17.3%	13.7%	17.3%	16.6%
% of FP17s for the same patient ID Re-attending between 3 & 9 months - Children	941	1,456	64.6%	62.8%	58.9%	57.5%
% of FP17s for the same patient ID Re-attending between 3 & 9 months - Adults	3,932	6,523	60.3%	54.7%	52.5%	50.4%
% of FP17s for Band 1 Urgent Courses	453	7,500	6.0%	7.3%	9.3%	9.1%
% of FP17s Relating to Free Repair or Replacements	133	7,500	1.8%	1.0%	1.0%	0.8%
% of FP17s Relating to Continuations	379	7,500	5.1%	1.3%	1.5%	1.3%
% of Patients satisfied with the dentistry they have received	19	22	86.4%	93.8%	93.1%	92.7%
% of Patients satisfied with the time they had to wait for an appointment	19	22	86.4%	90.6%	89.8%	88.8%

\* This is based on patients treated on this contract for their most recent course of treatment. Figures in italics indicate the base number of FP17s or Patient Questionnaire responses are less than 100. N/A is shown where the base number of responses is less than 10 during the period. % is calculated as Quantity/Base number\*100

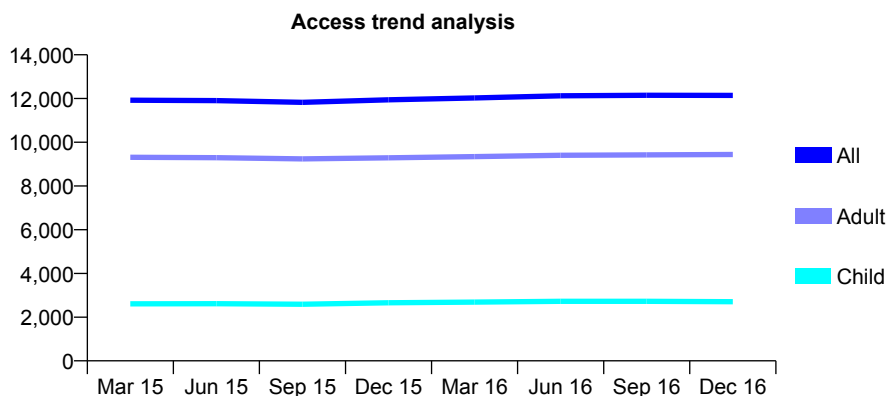
## Q50 - Vital Signs At a Glance Contract Report for 101281/0096 - December 2016

Name or company name	OASIS DENTAL CARE LTD
Contract type name	GDS Contract
Purpose of contract	General
Contract start date	01/04/2006
Contract end date	

16/17 Contracted general activity (UDA)	30,555
Carry forward general activity (UDA)	0
16/17 Contracted orthodontic activity (UOA)	0
Carry forward orthodontic activity (UOA)	0
Baseline contract value	£939,036.93

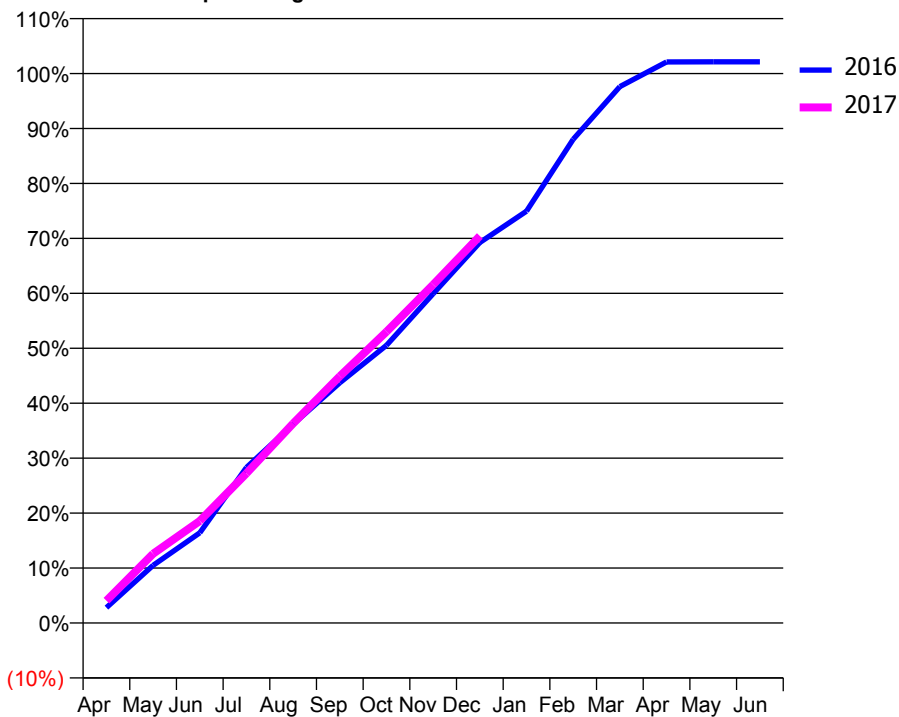
### ACCESS\*

Patients seen in 24 months	Total	Change since previous quarter
Quarter ending December 2015	11,942	
Quarter ending March 2016	12,028	→
Quarter ending June 2016	12,124	→
Quarter ending September 2016	12,149	→
Quarter ending December 2016	12,144	→
<b>Variance since December 2015</b>	<b>1.7%</b>	<b>→</b>



### ACTIVITY

Cumulative percentage of contracted UDA delivered 2016 & 2017



Month	Adjusted Scheduled Activity (UDA)	
	2016	2017
April	859	1,239
May	3,205	3,853
June	5,015	5,675
July	8,648	8,320
August	11,048	11,099
September	13,360	13,719
October	15,444	16,195
November	18,309	18,818
December	21,161	21,524
January	22,903	
February	26,894	
March	29,823	
April	31,200	
May	31,204	
June	31,201	

### QUALITY

	Quantity	Base Number	Contract	AT	Region	England
% of FP17s for the same patient ID Re-attending within 3 months - Children	240	3,492	6.9%	10.4%	13.4%	12.4%
% of FP17s for the same patient ID Re-attending within 3 months - Adults	1,423	10,220	13.9%	13.7%	17.3%	16.6%
% of FP17s for the same patient ID Re-attending between 3 & 9 months - Children	2,542	3,492	72.8%	62.8%	58.9%	57.5%
% of FP17s for the same patient ID Re-attending between 3 & 9 months - Adults	4,043	10,220	39.6%	54.7%	52.5%	50.4%
% of FP17s for Band 1 Urgent Courses	1,046	12,939	8.1%	7.3%	9.3%	9.1%
% of FP17s Relating to Free Repair or Replacements	433	12,939	3.3%	1.0%	1.0%	0.8%
% of FP17s Relating to Continuations	264	12,939	2.0%	1.3%	1.5%	1.3%
% of Patients satisfied with the dentistry they have received	13	16	81.3%	93.8%	93.1%	92.7%
% of Patients satisfied with the time they had to wait for an appointment	14	16	87.5%	90.6%	89.8%	88.8%

\* This is based on patients treated on this contract for their most recent course of treatment. Figures in italics indicate the base number of FP17s or Patient Questionnaire responses are less than 100. N/A is shown where the base number of responses is less than 10 during the period. % is calculated as Quantity/Base number\*100

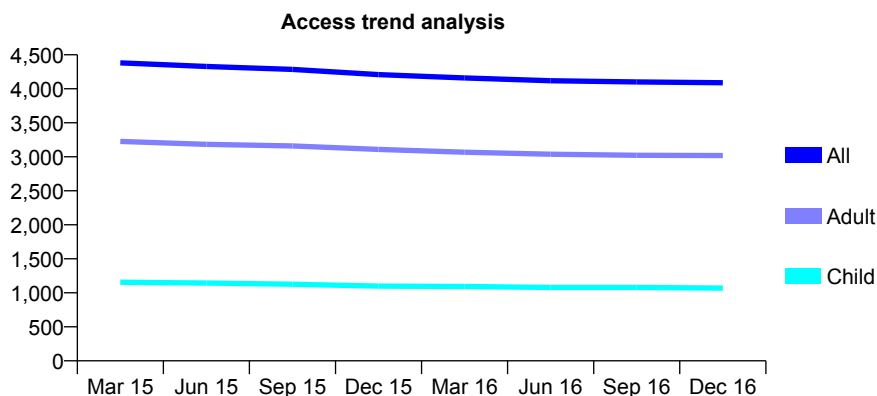
## Q50 - Vital Signs At a Glance Contract Report for 101281/0104 - December 2016

Name or company name	OASIS DENTAL CARE LTD
Contract type name	GDS Contract
Purpose of contract	General
Contract start date	01/04/2006
Contract end date	

16/17 Contracted general activity (UDA)	13,717
Carry forward general activity (UDA)	0
16/17 Contracted orthodontic activity (UOA)	0
Carry forward orthodontic activity (UOA)	0
Baseline contract value	£404,075.77

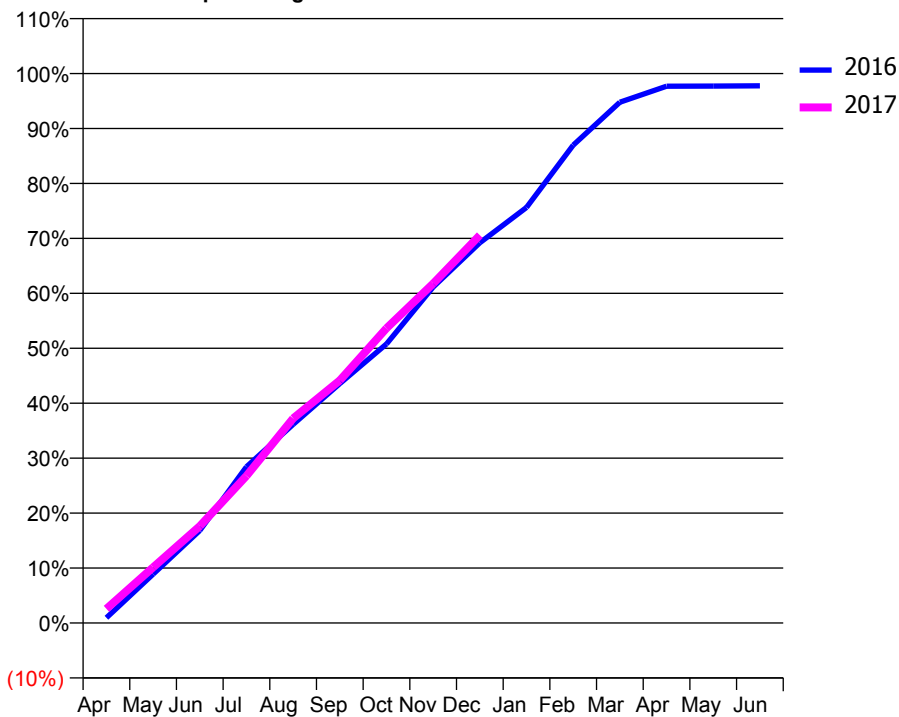
### ACCESS\*

Patients seen in 24 months	Total	Change since previous quarter
Quarter ending December 2015	4,208	
Quarter ending March 2016	4,160	↓
Quarter ending June 2016	4,118	↓
Quarter ending September 2016	4,101	→
Quarter ending December 2016	4,089	→
<b>Variance since December 2015</b>	<b>(2.8%)</b>	<b>↓</b>



### ACTIVITY

Cumulative percentage of contracted UDA delivered 2016 & 2017



Month	Adjusted Scheduled Activity (UDA)	
	2016	2017
April	131	355
May	1,219	1,391
June	2,309	2,419
July	3,898	3,672
August	4,957	5,107
September	5,977	6,056
October	6,967	7,357
November	8,386	8,475
December	9,492	9,683
January	10,374	
February	11,928	
March	12,999	
April	13,399	
May	13,404	
June	13,408	

### QUALITY

	Quantity	Base Number	Contract	AT	Region	England
% of FP17s for the same patient ID Re-attending within 3 months - Children	170	1,519	11.2%	10.4%	13.4%	12.4%
% of FP17s for the same patient ID Re-attending within 3 months - Adults	567	3,663	15.5%	13.7%	17.3%	16.6%
% of FP17s for the same patient ID Re-attending between 3 & 9 months - Children	1,039	1,519	68.4%	62.8%	58.9%	57.5%
% of FP17s for the same patient ID Re-attending between 3 & 9 months - Adults	2,444	3,663	66.7%	54.7%	52.5%	50.4%
% of FP17s for Band 1 Urgent Courses	403	4,984	8.1%	7.3%	9.3%	9.1%
% of FP17s Relating to Free Repair or Replacements	113	4,984	2.3%	1.0%	1.0%	0.8%
% of FP17s Relating to Continuations	54	4,984	1.1%	1.3%	1.5%	1.3%
% of Patients satisfied with the dentistry they have received	4	5	N/A	93.8%	93.1%	92.7%
% of Patients satisfied with the time they had to wait for an appointment	4	5	N/A	90.6%	89.8%	88.8%

\* This is based on patients treated on this contract for their most recent course of treatment. Figures in italics indicate the base number of FP17s or Patient Questionnaire responses are less than 100. N/A is shown where the base number of responses is less than 10 during the period. % is calculated as Quantity/Base number\*100

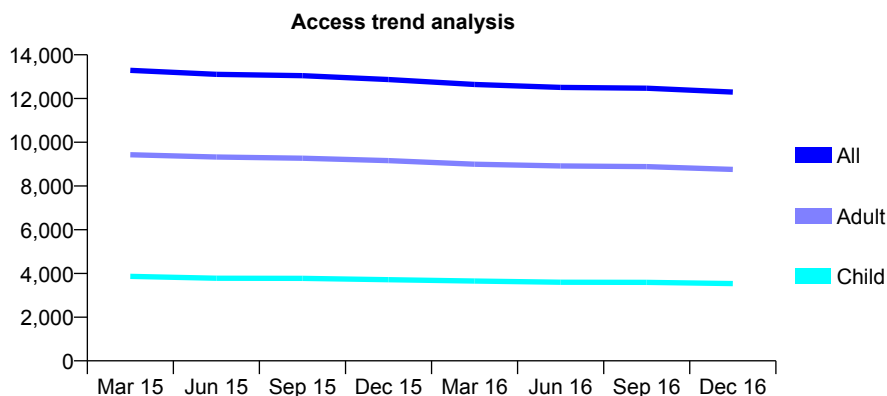
## Q50 - Vital Signs At a Glance Contract Report for 101281/0106 - December 2016

Name or company name	OASIS DENTAL CARE LTD
Contract type name	GDS Contract
Purpose of contract	General
Contract start date	01/04/2006
Contract end date	

16/17 Contracted general activity (UDA)	40,965
Carry forward general activity (UDA)	0
16/17 Contracted orthodontic activity (UOA)	0
Carry forward orthodontic activity (UOA)	0
Baseline contract value	£1,106,460.59

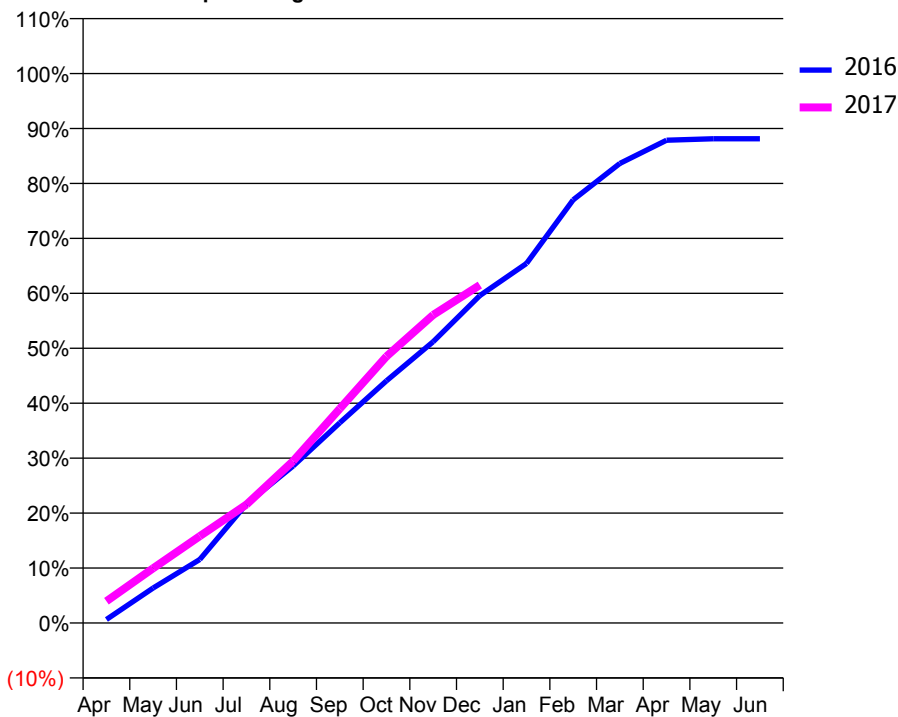
### ACCESS\*

Patients seen in 24 months	Total	Change since previous quarter
Quarter ending December 2015	12,871	
Quarter ending March 2016	12,643	↓
Quarter ending June 2016	12,510	↓
Quarter ending September 2016	12,471	→
Quarter ending December 2016	12,293	↓
<b>Variance since December 2015</b>	<b>(4.5%)</b>	<b>↓</b>



### ACTIVITY

Cumulative percentage of contracted UDA delivered 2016 & 2017



Month	Adjusted Scheduled Activity (UDA)	
	2016	2017
April	259	1,629
May	2,610	4,081
June	4,734	6,479
July	8,877	8,832
August	11,702	12,071
September	14,922	15,977
October	18,058	19,874
November	20,969	22,970
December	24,407	25,198
January	26,808	
February	31,552	
March	34,263	
April	35,991	
May	36,097	
June	36,097	

### QUALITY

	Quantity	Base Number	Contract	AT	Region	England
% of FP17s for the same patient ID Re-attending within 3 months - Children	322	4,075	7.9%	10.4%	13.4%	12.4%
% of FP17s for the same patient ID Re-attending within 3 months - Adults	1,360	9,673	14.1%	13.7%	17.3%	16.6%
% of FP17s for the same patient ID Re-attending between 3 & 9 months - Children	2,402	4,075	58.9%	62.8%	58.9%	57.5%
% of FP17s for the same patient ID Re-attending between 3 & 9 months - Adults	5,378	9,673	55.6%	54.7%	52.5%	50.4%
% of FP17s for Band 1 Urgent Courses	1,489	12,866	11.6%	7.3%	9.3%	9.1%
% of FP17s Relating to Free Repair or Replacements	100	12,866	0.8%	1.0%	1.0%	0.8%
% of FP17s Relating to Continuations	78	12,866	0.6%	1.3%	1.5%	1.3%
% of Patients satisfied with the dentistry they have received	16	16	100.0%	93.8%	93.1%	92.7%
% of Patients satisfied with the time they had to wait for an appointment	16	16	100.0%	90.6%	89.8%	88.8%

\* This is based on patients treated on this contract for their most recent course of treatment. Figures in italics indicate the base number of FP17s or Patient Questionnaire responses are less than 100. N/A is shown where the base number of responses is less than 10 during the period. % is calculated as Quantity/Base number\*100

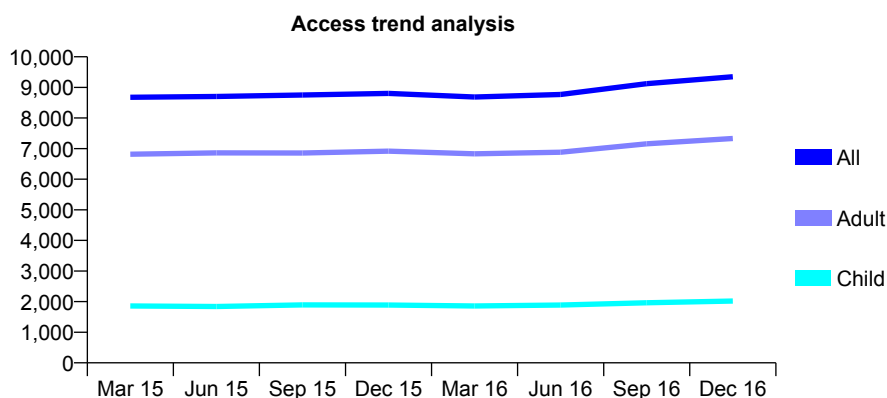
## Q50 - Vital Signs At a Glance Contract Report for 101281/0121 - December 2016

Name or company name	OASIS DENTAL CARE LTD
Contract type name	GDS Contract
Purpose of contract	General
Contract start date	01/04/2006
Contract end date	

16/17 Contracted general activity (UDA)	31,745
Carry forward general activity (UDA)	0
16/17 Contracted orthodontic activity (UOA)	0
Carry forward orthodontic activity (UOA)	0
Baseline contract value	£837,368.88

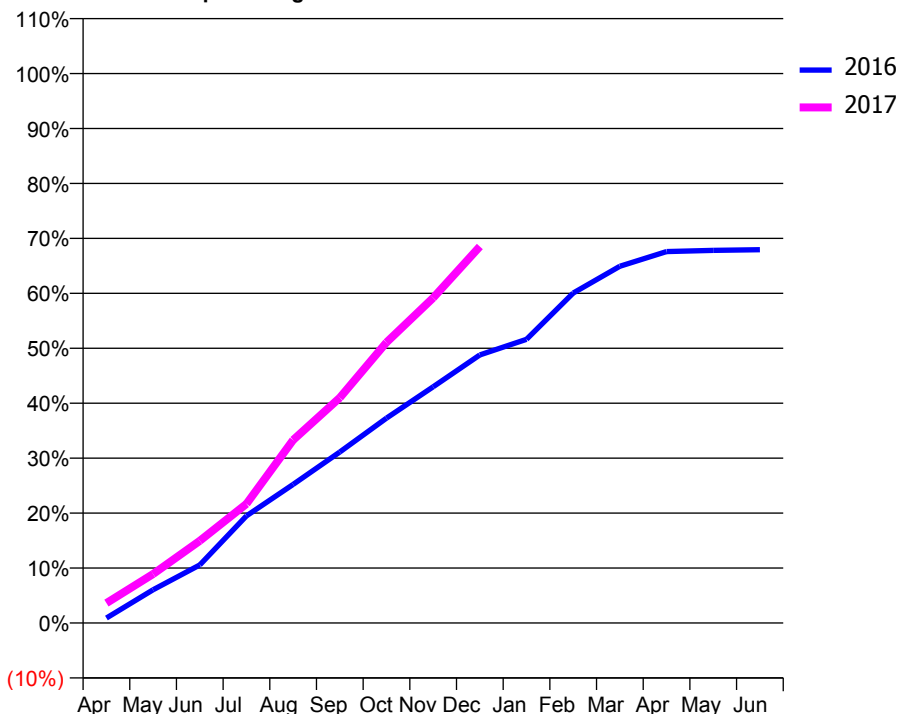
### ACCESS\*

Patients seen in 24 months	Total	Change since previous quarter
Quarter ending December 2015	8,805	
Quarter ending March 2016	8,686	↓
Quarter ending June 2016	8,771	→
Quarter ending September 2016	9,122	↑
Quarter ending December 2016	9,349	↑
<b>Variance since December 2015</b>	<b>6.2%</b>	<b>↑</b>



### ACTIVITY

Cumulative percentage of contracted UDA delivered 2016 & 2017



Month	Adjusted Scheduled Activity (UDA)	
	2016	2017
April	291	1,151
May	1,921	2,828
June	3,355	4,748
July	6,186	6,880
August	8,006	10,574
September	9,876	13,014
October	11,839	16,210
November	13,648	18,782
December	15,485	21,749
January	16,393	
February	19,064	
March	20,611	
April	21,458	
May	21,530	
June	21,569	

### QUALITY

	Quantity	Base Number	Contract	AT	Region	England
% of FP17s for the same patient ID Re-attending within 3 months - Children	221	2,463	9.0%	10.4%	13.4%	12.4%
% of FP17s for the same patient ID Re-attending within 3 months - Adults	1,202	8,274	14.5%	13.7%	17.3%	16.6%
% of FP17s for the same patient ID Re-attending between 3 & 9 months - Children	1,343	2,463	54.5%	62.8%	58.9%	57.5%
% of FP17s for the same patient ID Re-attending between 3 & 9 months - Adults	3,755	8,274	45.4%	54.7%	52.5%	50.4%
% of FP17s for Band 1 Urgent Courses	1,208	10,210	11.8%	7.3%	9.3%	9.1%
% of FP17s Relating to Free Repair or Replacements	242	10,210	2.4%	1.0%	1.0%	0.8%
% of FP17s Relating to Continuations	125	10,210	1.2%	1.3%	1.5%	1.3%
% of Patients satisfied with the dentistry they have received	9	10	90.0%	93.8%	93.1%	92.7%
% of Patients satisfied with the time they had to wait for an appointment	9	10	90.0%	90.6%	89.8%	88.8%

\* This is based on patients treated on this contract for their most recent course of treatment. Figures in italics indicate the base number of FP17s or Patient Questionnaire responses are less than 100. N/A is shown where the base number of responses is less than 10 during the period. % is calculated as Quantity/Base number\*100

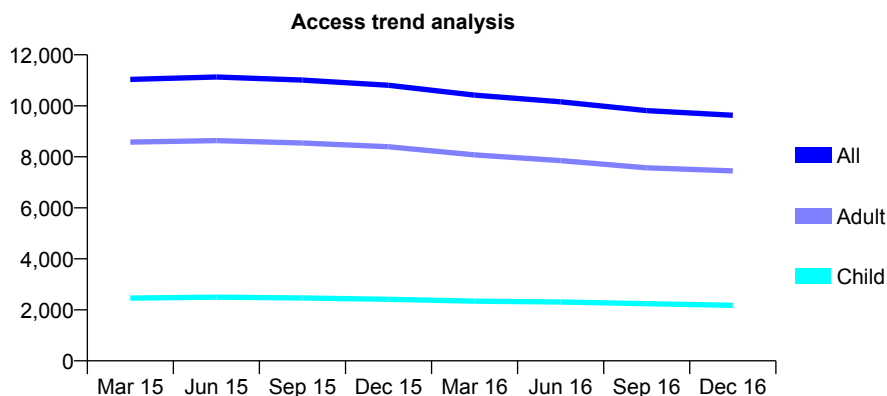
## Q50 - Vital Signs At a Glance Contract Report for 101281/0147 - December 2016

Name or company name	OASIS DENTAL CARE LTD
Contract type name	GDS Contract
Purpose of contract	General
Contract start date	01/04/2006
Contract end date	

16/17 Contracted general activity (UDA)	37,658
Carry forward general activity (UDA)	0
16/17 Contracted orthodontic activity (UOA)	0
Carry forward orthodontic activity (UOA)	0
Baseline contract value	£1,052,340.75

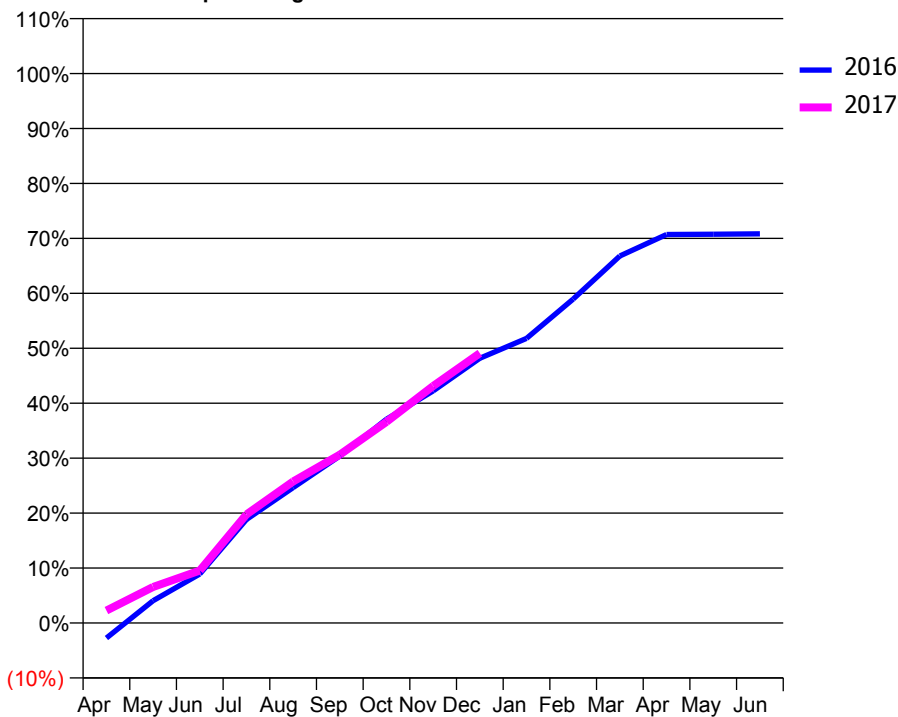
### ACCESS\*

Patients seen in 24 months	Total	Change since previous quarter
Quarter ending December 2015	10,807	
Quarter ending March 2016	10,417	↓
Quarter ending June 2016	10,156	↓
Quarter ending September 2016	9,811	↓
Quarter ending December 2016	9,628	↓
<b>Variance since December 2015</b>	<b>(10.9%)</b>	<b>↓</b>



### ACTIVITY

Cumulative percentage of contracted UDA delivered 2016 & 2017



Month	Adjusted Scheduled Activity (UDA)	
	2016	2017
April	-1,036	859
May	1,527	2,473
June	3,356	3,592
July	7,097	7,439
August	9,276	9,703
September	11,444	11,538
October	13,971	13,789
November	15,908	16,240
December	18,148	18,489
January	19,502	
February	22,201	
March	25,158	
April	26,621	
May	26,644	
June	26,669	

### QUALITY

	Quantity	Base Number	Contract	AT	Region	England
% of FP17s for the same patient ID Re-attending within 3 months - Children	253	2,406	10.5%	10.4%	13.4%	12.4%
% of FP17s for the same patient ID Re-attending within 3 months - Adults	1,143	7,883	14.5%	13.7%	17.3%	16.6%
% of FP17s for the same patient ID Re-attending between 3 & 9 months - Children	1,502	2,406	62.4%	62.8%	58.9%	57.5%
% of FP17s for the same patient ID Re-attending between 3 & 9 months - Adults	5,065	7,883	64.3%	54.7%	52.5%	50.4%
% of FP17s for Band 1 Urgent Courses	648	9,599	6.8%	7.3%	9.3%	9.1%
% of FP17s Relating to Free Repair or Replacements	68	9,599	0.7%	1.0%	1.0%	0.8%
% of FP17s Relating to Continuations	41	9,599	0.4%	1.3%	1.5%	1.3%
% of Patients satisfied with the dentistry they have received	15	17	88.2%	93.8%	93.1%	92.7%
% of Patients satisfied with the time they had to wait for an appointment	16	17	94.1%	90.6%	89.8%	88.8%

\* This is based on patients treated on this contract for their most recent course of treatment. Figures in italics indicate the base number of FP17s or Patient Questionnaire responses are less than 100. N/A is shown where the base number of responses is less than 10 during the period. % is calculated as Quantity/Base number\*100



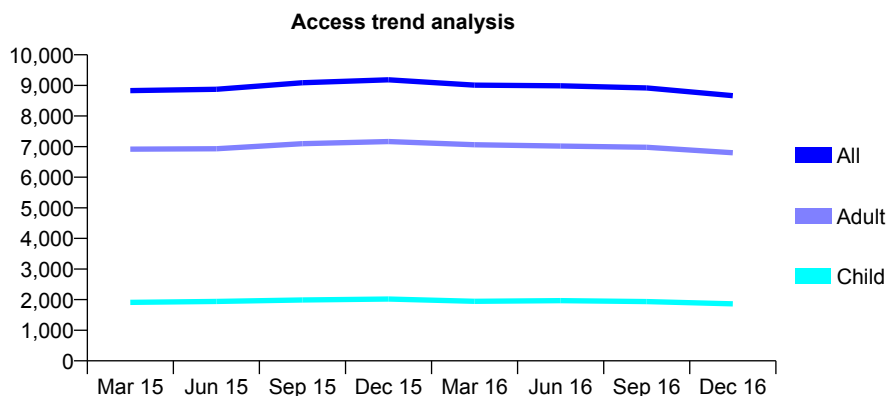
## Q50 - Vital Signs At a Glance Contract Report for 101338/0049 - December 2016

Name or company name	Whitecross Dental Care Limited
Contract type name	GDS Contract
Purpose of contract	General
Contract start date	01/04/2007
Contract end date	

16/17 Contracted general activity (UDA)	30,272
Carry forward general activity (UDA)	0
16/17 Contracted orthodontic activity (UOA)	0
Carry forward orthodontic activity (UOA)	0
Baseline contract value	£729,643.05

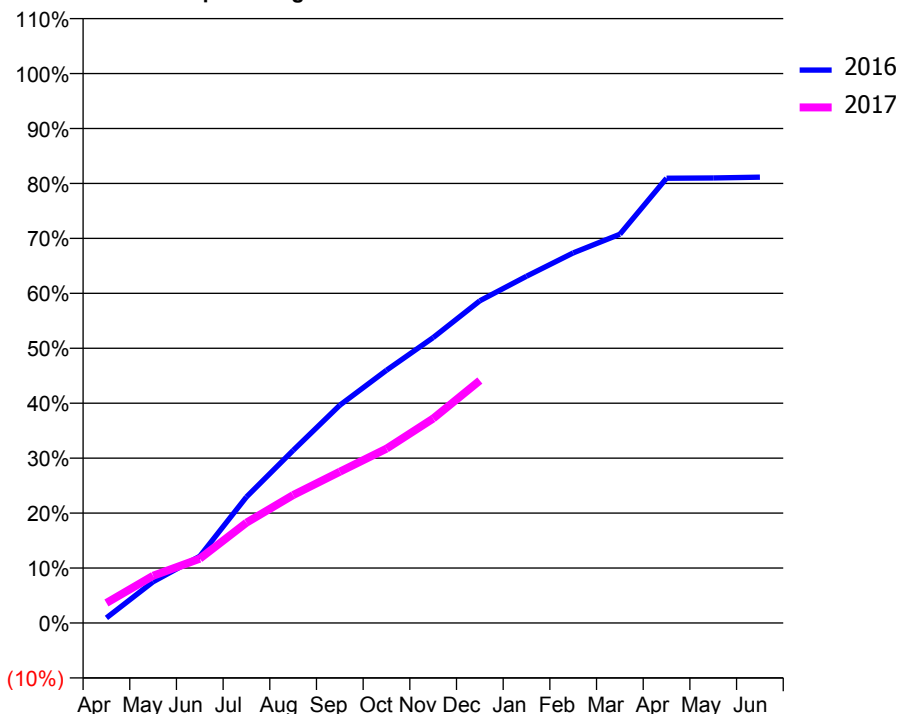
### ACCESS\*

Patients seen in 24 months	Total	Change since previous quarter
Quarter ending December 2015	9,184	
Quarter ending March 2016	9,008	↓
Quarter ending June 2016	8,988	→
Quarter ending September 2016	8,918	→
Quarter ending December 2016	8,664	↓
<b>Variance since December 2015</b>	<b>(5.7%)</b>	<b>↓</b>



### ACTIVITY

Cumulative percentage of contracted UDA delivered 2016 & 2017



Month	Adjusted Scheduled Activity (UDA)	
	2016	2017
April	280	1,106
May	2,274	2,603
June	3,680	3,541
July	6,945	5,529
August	9,511	7,046
September	12,002	8,336
October	13,924	9,607
November	15,726	11,268
December	17,748	13,357
January	19,105	
February	20,387	
March	21,418	
April	24,501	
May	24,518	
June	24,563	

### QUALITY

	Quantity	Base Number	Contract	AT	Region	England
% of FP17s for the same patient ID Re-attending within 3 months - Children	116	1,613	7.2%	10.4%	13.4%	12.4%
% of FP17s for the same patient ID Re-attending within 3 months - Adults	901	6,009	15.0%	13.7%	17.3%	16.6%
% of FP17s for the same patient ID Re-attending between 3 & 9 months - Children	559	1,613	34.7%	62.8%	58.9%	57.5%
% of FP17s for the same patient ID Re-attending between 3 & 9 months - Adults	2,272	6,009	37.8%	54.7%	52.5%	50.4%
% of FP17s for Band 1 Urgent Courses	729	5,876	12.4%	7.3%	9.3%	9.1%
% of FP17s Relating to Free Repair or Replacements	60	5,876	1.0%	1.0%	1.0%	0.8%
% of FP17s Relating to Continuations	141	5,876	2.4%	1.3%	1.5%	1.3%
% of Patients satisfied with the dentistry they have received	12	15	80.0%	93.8%	93.1%	92.7%
% of Patients satisfied with the time they had to wait for an appointment	14	15	93.3%	90.6%	89.8%	88.8%

\* This is based on patients treated on this contract for their most recent course of treatment. Figures in italics indicate the base number of FP17s or Patient Questionnaire responses are less than 100. N/A is shown where the base number of responses is less than 10 during the period. % is calculated as Quantity/Base number\*100

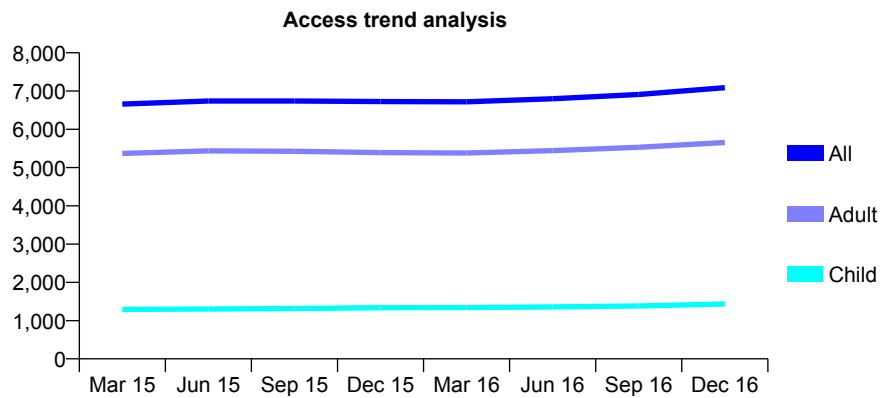
## Q50 - Vital Signs At a Glance Contract Report for 101338/0124 - December 2016

Name or company name	Whitecross Dental Care Limited
Contract type name	GDS Contract
Purpose of contract	General
Contract start date	24/08/2010
Contract end date	

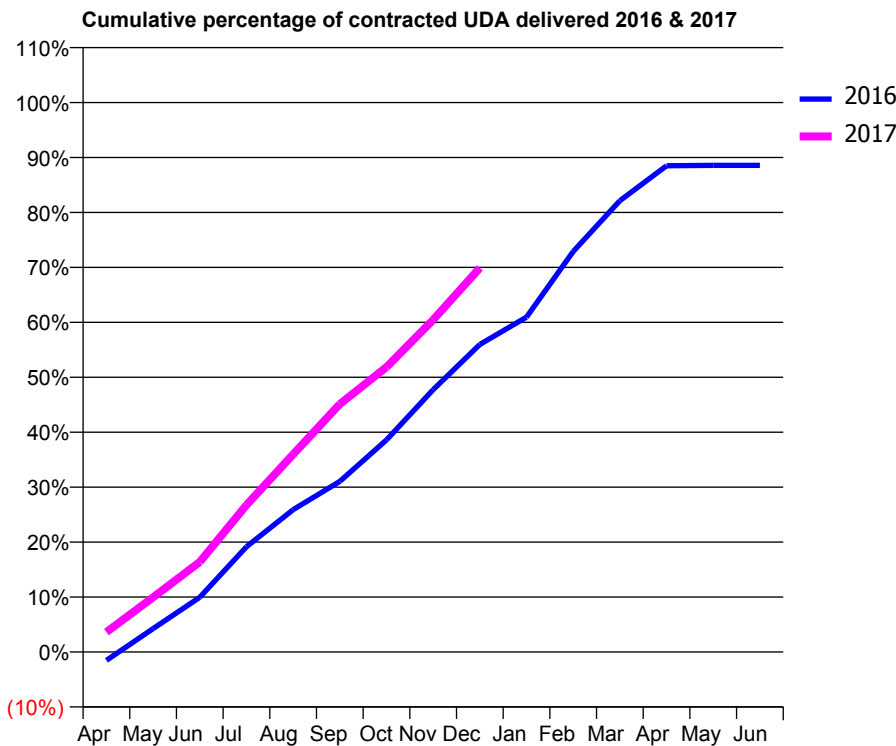
16/17 Contracted general activity (UDA)	24,000
Carry forward general activity (UDA)	0
16/17 Contracted orthodontic activity (UOA)	0
Carry forward orthodontic activity (UOA)	0
Baseline contract value	£644,897.30

### ACCESS\*

Patients seen in 24 months	Total	Change since previous quarter
Quarter ending December 2015	6,727	
Quarter ending March 2016	6,720	→
Quarter ending June 2016	6,800	→
Quarter ending September 2016	6,912	→
Quarter ending December 2016	7,089	↑
<b>Variance since December 2015</b>	<b>5.4%</b>	<b>↑</b>



### ACTIVITY



Month	Adjusted Scheduled Activity (UDA)	
	2016	2017
April	-372	871
May	1,024	2,389
June	2,392	3,932
July	4,598	6,419
August	6,219	8,631
September	7,449	10,833
October	9,263	12,443
November	11,461	14,510
December	13,431	16,774
January	14,628	
February	17,493	
March	19,709	
April	21,240	
May	21,253	
June	21,253	

### QUALITY

	Quantity	Base Number	Contract	AT	Region	England
% of FP17s for the same patient ID Re-attending within 3 months - Children	111	1,781	6.2%	10.4%	13.4%	12.4%
% of FP17s for the same patient ID Re-attending within 3 months - Adults	863	6,332	13.6%	13.7%	17.3%	16.6%
% of FP17s for the same patient ID Re-attending between 3 & 9 months - Children	1,169	1,781	65.6%	62.8%	58.9%	57.5%
% of FP17s for the same patient ID Re-attending between 3 & 9 months - Adults	3,485	6,332	55.0%	54.7%	52.5%	50.4%
% of FP17s for Band 1 Urgent Courses	395	7,555	5.2%	7.3%	9.3%	9.1%
% of FP17s Relating to Free Repair or Replacements	61	7,555	0.8%	1.0%	1.0%	0.8%
% of FP17s Relating to Continuations	210	7,555	2.8%	1.3%	1.5%	1.3%
% of Patients satisfied with the dentistry they have received	20	22	90.9%	93.8%	93.1%	92.7%
% of Patients satisfied with the time they had to wait for an appointment	17	22	77.3%	90.6%	89.8%	88.8%

\* This is based on patients treated on this contract for their most recent course of treatment. Figures in italics indicate the base number of FP17s or Patient Questionnaire responses are less than 100. N/A is shown where the base number of responses is less than 10 during the period. % is calculated as Quantity/Base number\*100

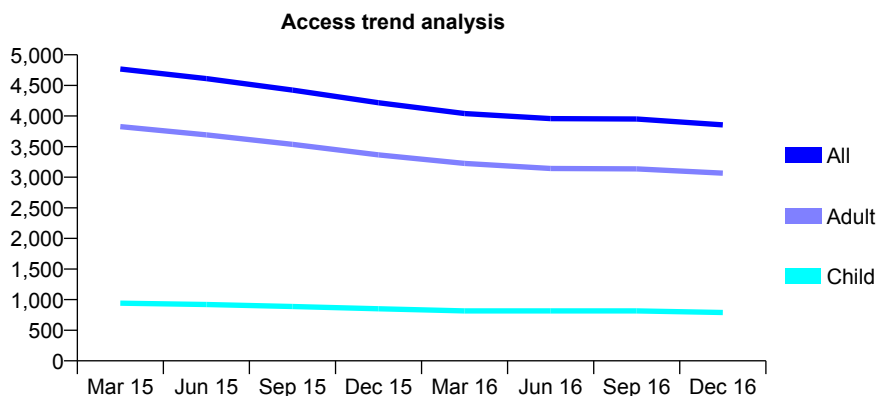
## Q50 - Vital Signs At a Glance Contract Report for 101338/0130 - December 2016

Name or company name	Whitecross Dental Care Limited
Contract type name	GDS Contract
Purpose of contract	General
Contract start date	01/12/2010
Contract end date	

16/17 Contracted general activity (UDA)	16,319
Carry forward general activity (UDA)	0
16/17 Contracted orthodontic activity (UOA)	0
Carry forward orthodontic activity (UOA)	0
Baseline contract value	£359,349.45

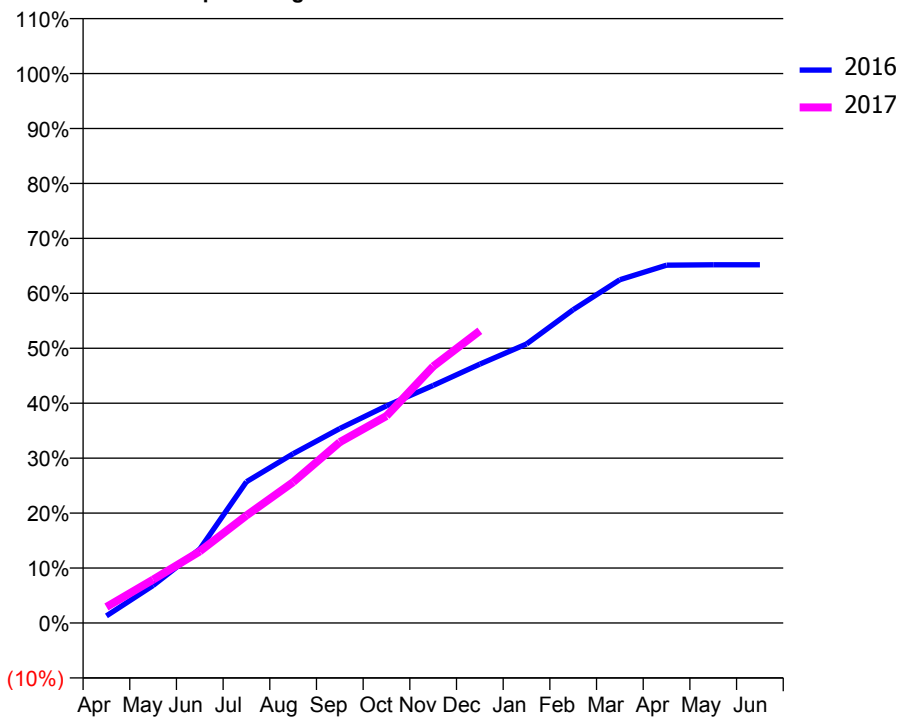
### ACCESS\*

Patients seen in 24 months	Total	Change since previous quarter
Quarter ending December 2015	4,216	
Quarter ending March 2016	4,041	↓
Quarter ending June 2016	3,958	↓
Quarter ending September 2016	3,952	→
Quarter ending December 2016	3,856	↓
<b>Variance since December 2015</b>	<b>(8.5%)</b>	<b>↓</b>



### ACTIVITY

Cumulative percentage of contracted UDA delivered 2016 & 2017



Month	Adjusted Scheduled Activity (UDA)	
	2016	2017
April	238	478
May	1,251	1,289
June	2,467	2,129
July	4,709	3,194
August	5,645	4,184
September	6,483	5,373
October	7,239	6,147
November	7,918	7,623
December	8,630	8,678
January	9,302	
February	10,442	
March	11,445	
April	11,931	
May	11,944	
June	11,944	

### QUALITY

	Quantity	Base Number	Contract	AT	Region	England
% of FP17s for the same patient ID Re-attending within 3 months - Children	77	826	9.3%	10.4%	13.4%	12.4%
% of FP17s for the same patient ID Re-attending within 3 months - Adults	505	3,343	15.1%	13.7%	17.3%	16.6%
% of FP17s for the same patient ID Re-attending between 3 & 9 months - Children	315	826	38.1%	62.8%	58.9%	57.5%
% of FP17s for the same patient ID Re-attending between 3 & 9 months - Adults	1,449	3,343	43.3%	54.7%	52.5%	50.4%
% of FP17s for Band 1 Urgent Courses	337	3,962	8.5%	7.3%	9.3%	9.1%
% of FP17s Relating to Free Repair or Replacements	55	3,962	1.4%	1.0%	1.0%	0.8%
% of FP17s Relating to Continuations	111	3,962	2.8%	1.3%	1.5%	1.3%
% of Patients satisfied with the dentistry they have received	5	5	N/A	93.8%	93.1%	92.7%
% of Patients satisfied with the time they had to wait for an appointment	5	5	N/A	90.6%	89.8%	88.8%

\* This is based on patients treated on this contract for their most recent course of treatment. Figures in italics indicate the base number of FP17s or Patient Questionnaire responses are less than 100. N/A is shown where the base number of responses is less than 10 during the period. % is calculated as Quantity/Base number\*100

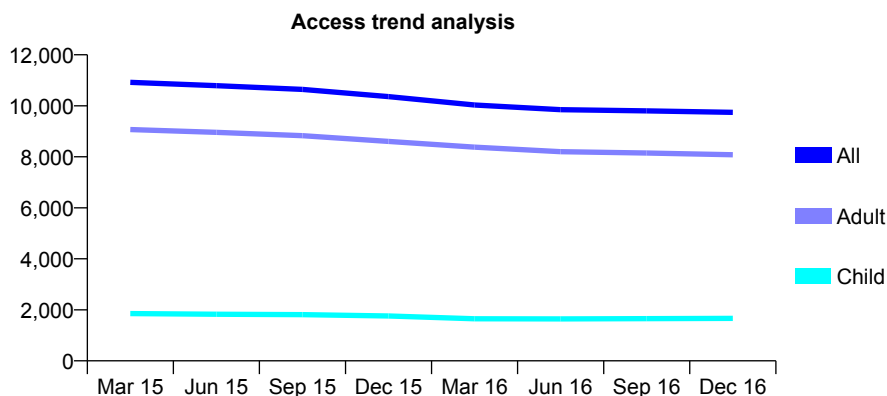
## Q50 - Vital Signs At a Glance Contract Report for 101338/0135 - December 2016

Name or company name	Whitecross Dental Care Limited
Contract type name	GDS Contract
Purpose of contract	General
Contract start date	01/02/2012
Contract end date	

16/17 Contracted general activity (UDA)	33,200
Carry forward general activity (UDA)	0
16/17 Contracted orthodontic activity (UOA)	0
Carry forward orthodontic activity (UOA)	0
Baseline contract value	£870,372.52

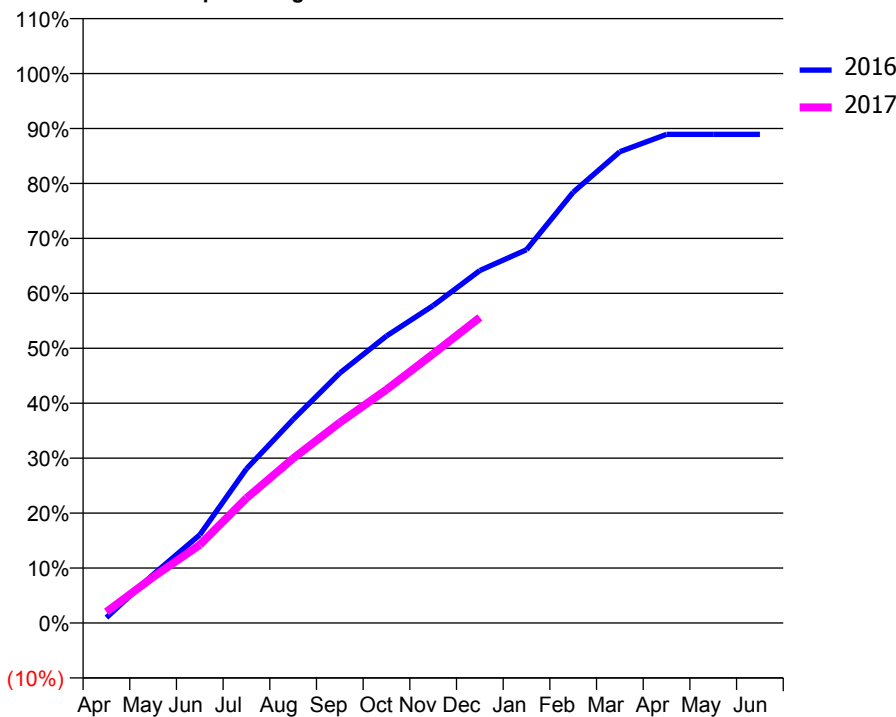
### ACCESS\*

Patients seen in 24 months	Total	Change since previous quarter
Quarter ending December 2015	10,363	
Quarter ending March 2016	10,030	↓
Quarter ending June 2016	9,847	↓
Quarter ending September 2016	9,802	→
Quarter ending December 2016	9,743	→
<b>Variance since December 2015</b>	<b>(6.0%)</b>	<b>↓</b>



### ACTIVITY

Cumulative percentage of contracted UDA delivered 2016 & 2017



Month	Adjusted Scheduled Activity (UDA)	
	2016	2017
April	285	674
May	2,557	2,772
June	4,654	4,724
July	8,141	7,549
August	10,741	9,949
September	13,190	12,115
October	15,149	14,106
November	16,753	16,262
December	18,603	18,466
January	19,699	
February	22,734	
March	24,870	
April	25,792	
May	25,790	
June	25,790	

### QUALITY

	Quantity	Base Number	Contract	AT	Region	England
% of FP17s for the same patient ID Re-attending within 3 months - Children	50	1,801	2.8%	10.4%	13.4%	12.4%
% of FP17s for the same patient ID Re-attending within 3 months - Adults	672	8,081	8.3%	13.7%	17.3%	16.6%
% of FP17s for the same patient ID Re-attending between 3 & 9 months - Children	990	1,801	55.0%	62.8%	58.9%	57.5%
% of FP17s for the same patient ID Re-attending between 3 & 9 months - Adults	3,983	8,081	49.3%	54.7%	52.5%	50.4%
% of FP17s for Band 1 Urgent Courses	223	9,518	2.3%	7.3%	9.3%	9.1%
% of FP17s Relating to Free Repair or Replacements	36	9,518	0.4%	1.0%	1.0%	0.8%
% of FP17s Relating to Continuations	157	9,518	1.6%	1.3%	1.5%	1.3%
% of Patients satisfied with the dentistry they have received	21	23	91.3%	93.8%	93.1%	92.7%
% of Patients satisfied with the time they had to wait for an appointment	15	23	65.2%	90.6%	89.8%	88.8%

\* This is based on patients treated on this contract for their most recent course of treatment. Figures in italics indicate the base number of FP17s or Patient Questionnaire responses are less than 100. N/A is shown where the base number of responses is less than 10 during the period. % is calculated as Quantity/Base number\*100

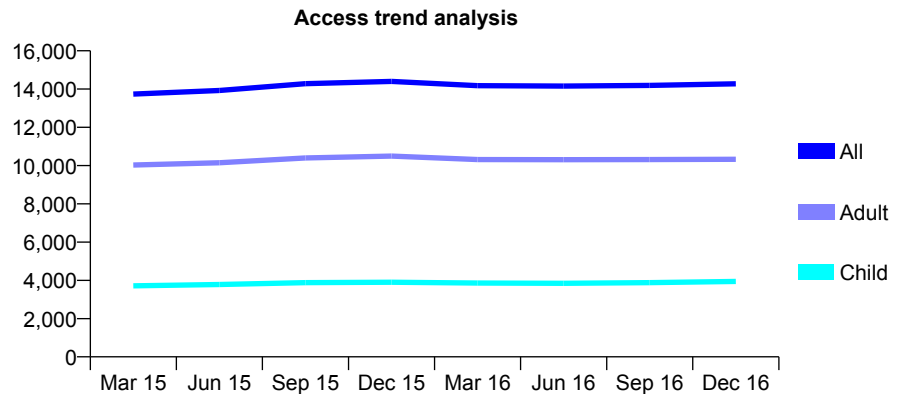
## Q50 - Vital Signs At a Glance Contract Report for 101338/0136 - December 2016

Name or company name	Whitecross Dental Care Limited
Contract type name	GDS Contract
Purpose of contract	General
Contract start date	01/06/2012
Contract end date	

16/17 Contracted general activity (UDA)	34,166
Carry forward general activity (UDA)	0
16/17 Contracted orthodontic activity (UOA)	0
Carry forward orthodontic activity (UOA)	0
Baseline contract value	£911,252.78

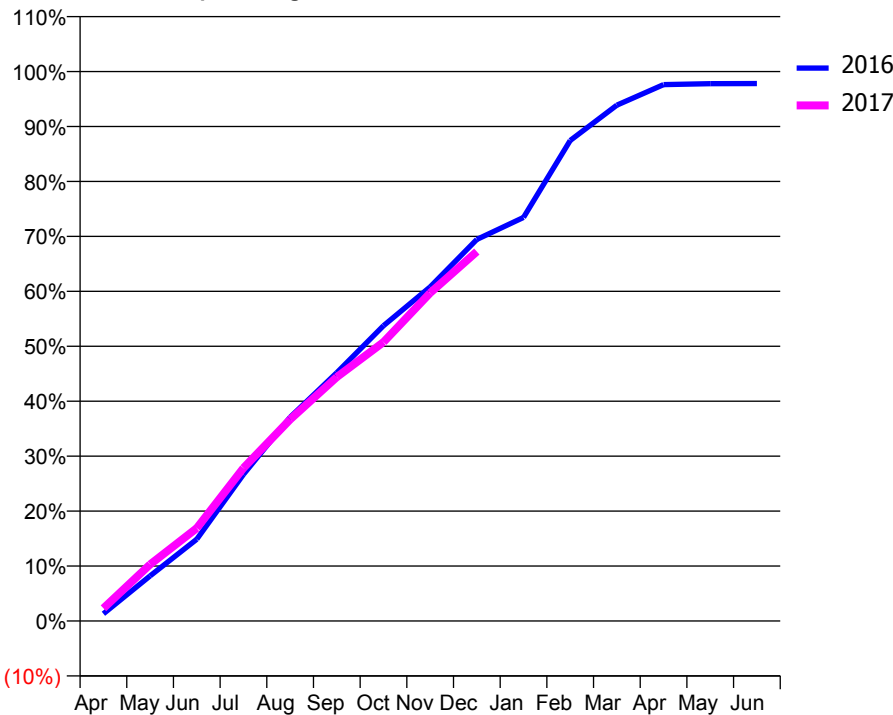
### ACCESS\*

Patients seen in 24 months	Total	Change since previous quarter
Quarter ending December 2015	14,401	
Quarter ending March 2016	14,174	↓
Quarter ending June 2016	14,155	→
Quarter ending September 2016	14,193	→
Quarter ending December 2016	14,273	→
<b>Variance since December 2015</b>	<b>(0.9%)</b>	→



### ACTIVITY

Cumulative percentage of contracted UDA delivered 2016 & 2017



Month	Adjusted Scheduled Activity (UDA)	
	2016	2017
April	455	790
May	2,805	3,516
June	5,088	5,776
July	9,120	9,511
August	12,669	12,532
September	15,443	15,169
October	18,356	17,340
November	20,772	20,400
December	23,728	22,971
January	25,096	
February	29,878	
March	32,074	
April	33,350	
May	33,412	
June	33,414	

### QUALITY

	Quantity	Base Number	Contract	AT	Region	England
% of FP17s for the same patient ID Re-attending within 3 months - Children	280	4,217	6.6%	10.4%	13.4%	12.4%
% of FP17s for the same patient ID Re-attending within 3 months - Adults	987	9,191	10.7%	13.7%	17.3%	16.6%
% of FP17s for the same patient ID Re-attending between 3 & 9 months - Children	2,533	4,217	60.1%	62.8%	58.9%	57.5%
% of FP17s for the same patient ID Re-attending between 3 & 9 months - Adults	4,699	9,191	51.1%	54.7%	52.5%	50.4%
% of FP17s for Band 1 Urgent Courses	1,074	12,667	8.5%	7.3%	9.3%	9.1%
% of FP17s Relating to Free Repair or Replacements	112	12,667	0.9%	1.0%	1.0%	0.8%
% of FP17s Relating to Continuations	134	12,667	1.1%	1.3%	1.5%	1.3%
% of Patients satisfied with the dentistry they have received	19	21	90.5%	93.8%	93.1%	92.7%
% of Patients satisfied with the time they had to wait for an appointment	18	21	85.7%	90.6%	89.8%	88.8%

\* This is based on patients treated on this contract for their most recent course of treatment. Figures in italics indicate the base number of FP17s or Patient Questionnaire responses are less than 100. N/A is shown where the base number of responses is less than 10 during the period. % is calculated as Quantity/Base number\*100

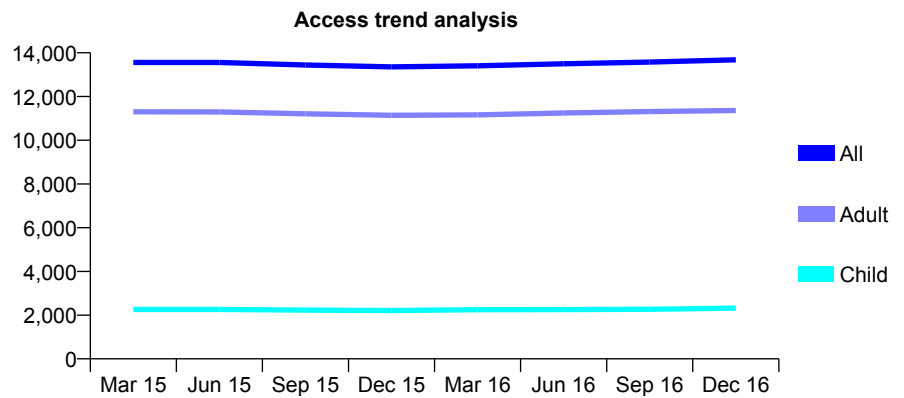
## Q50 - Vital Signs At a Glance Contract Report for 101370/0090 - December 2016

Name or company name	Petrie Tucker & Partners Ltd
Contract type name	GDS Contract
Purpose of contract	General
Contract start date	01/04/2007
Contract end date	

16/17 Contracted general activity (UDA)	41,727
Carry forward general activity (UDA)	0
16/17 Contracted orthodontic activity (UOA)	0
Carry forward orthodontic activity (UOA)	0
Baseline contract value	£1,192,922.85

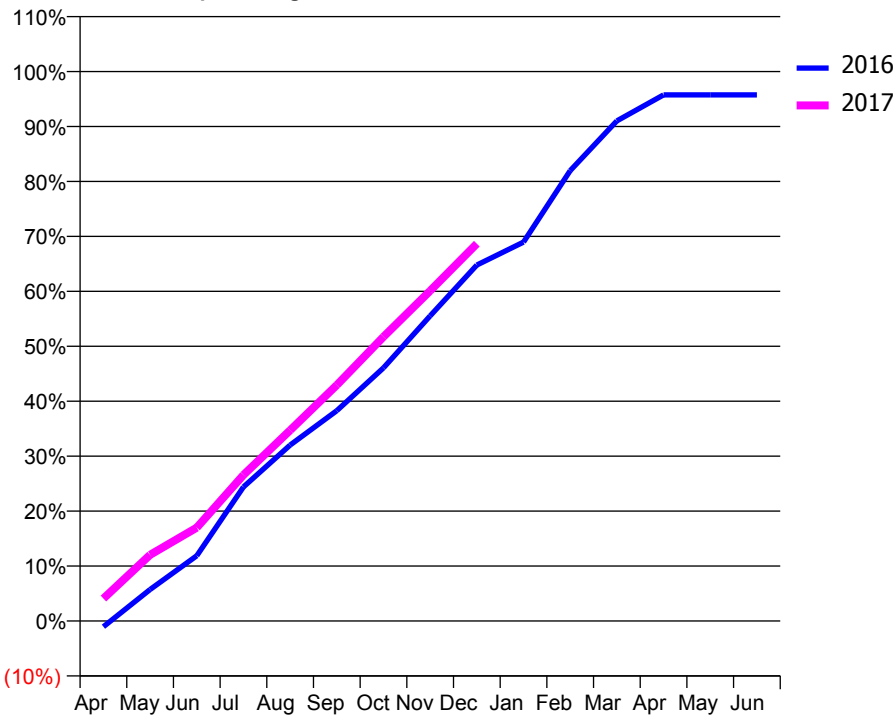
### ACCESS\*

Patients seen in 24 months	Total	Change since previous quarter
Quarter ending December 2015	13,354	
Quarter ending March 2016	13,404	→
Quarter ending June 2016	13,498	→
Quarter ending September 2016	13,576	→
Quarter ending December 2016	13,682	→
<b>Variance since December 2015</b>	<b>2.5%</b>	<b>↑</b>



### ACTIVITY

Cumulative percentage of contracted UDA delivered 2016 & 2017



Month	Adjusted Scheduled Activity (UDA)	
	2016	2017
April	-436	1,710
May	2,398	5,026
June	4,956	7,091
July	10,182	11,095
August	13,361	14,487
September	15,977	17,913
October	19,224	21,588
November	23,171	25,074
December	27,033	28,650
January	28,773	
February	34,201	
March	37,978	
April	39,956	
May	39,953	
June	39,953	

### QUALITY

	Quantity	Base Number	Contract	AT	Region	England
% of FP17s for the same patient ID Re-attending within 3 months - Children	146	2,766	5.3%	10.4%	13.4%	12.4%
% of FP17s for the same patient ID Re-attending within 3 months - Adults	1,362	12,904	10.6%	13.7%	17.3%	16.6%
% of FP17s for the same patient ID Re-attending between 3 & 9 months - Children	1,720	2,766	62.2%	62.8%	58.9%	57.5%
% of FP17s for the same patient ID Re-attending between 3 & 9 months - Adults	8,007	12,904	62.1%	54.7%	52.5%	50.4%
% of FP17s for Band 1 Urgent Courses	608	14,836	4.1%	7.3%	9.3%	9.1%
% of FP17s Relating to Free Repair or Replacements	87	14,836	0.6%	1.0%	1.0%	0.8%
% of FP17s Relating to Continuations	228	14,836	1.5%	1.3%	1.5%	1.3%
% of Patients satisfied with the dentistry they have received	35	36	97.2%	93.8%	93.1%	92.7%
% of Patients satisfied with the time they had to wait for an appointment	36	36	100.0%	90.6%	89.8%	88.8%

\* This is based on patients treated on this contract for their most recent course of treatment. Figures in italics indicate the base number of FP17s or Patient Questionnaire responses are less than 100. N/A is shown where the base number of responses is less than 10 during the period. % is calculated as Quantity/Base number\*100

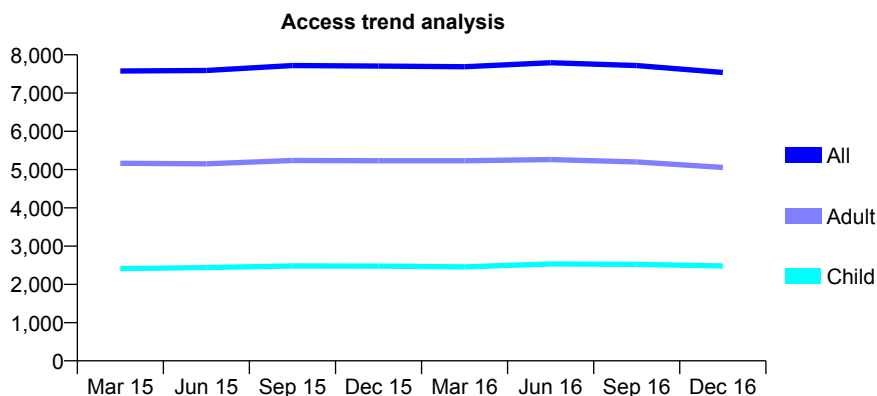
## Q50 - Vital Signs At a Glance Contract Report for 101435/0063 - December 2016

Name or company name	IDH Limited
Contract type name	GDS Contract
Purpose of contract	General
Contract start date	01/06/2007
Contract end date	

16/17 Contracted general activity (UDA)	23,500
Carry forward general activity (UDA)	0
16/17 Contracted orthodontic activity (UOA)	0
Carry forward orthodontic activity (UOA)	0
Baseline contract value	£601,080.70

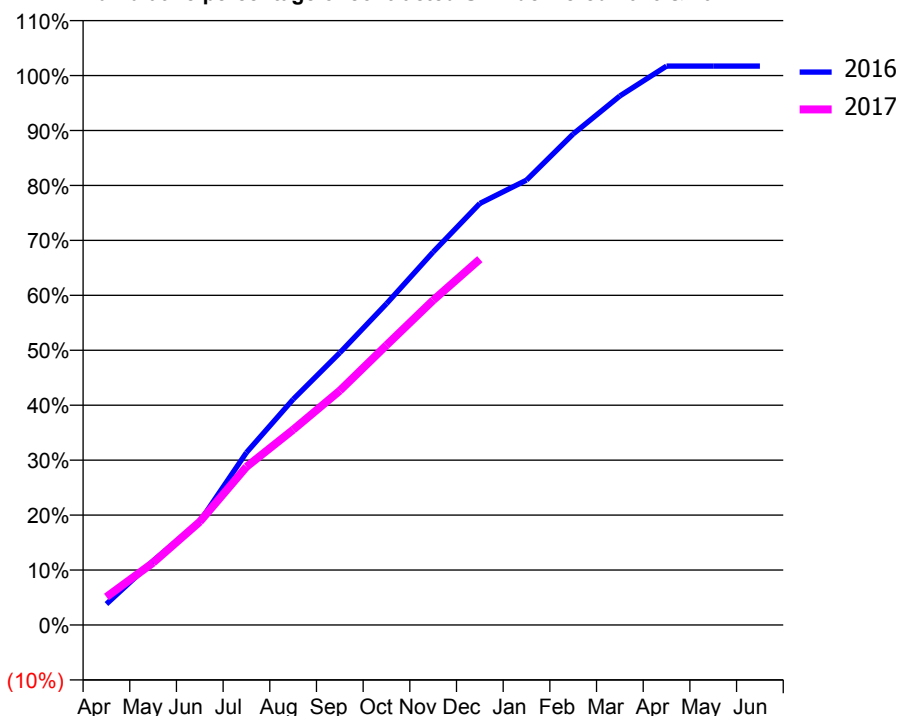
### ACCESS\*

Patients seen in 24 months	Total	Change since previous quarter
Quarter ending December 2015	7,707	
Quarter ending March 2016	7,689	→
Quarter ending June 2016	7,792	→
Quarter ending September 2016	7,721	→
Quarter ending December 2016	7,537	↓
<b>Variance since December 2015</b>	<b>(2.2%)</b>	<b>↓</b>



### ACTIVITY

Cumulative percentage of contracted UDA delivered 2016 & 2017



Month	Adjusted Scheduled Activity (UDA)	
	2016	2017
April	897	1,198
May	2,738	2,665
June	4,426	4,414
July	7,375	6,766
August	9,653	8,351
September	11,640	10,023
October	13,743	11,965
November	15,952	13,889
December	18,027	15,648
January	19,028	
February	21,001	
March	22,627	
April	23,902	
May	23,902	
June	23,902	

### QUALITY

	Quantity	Base Number	Contract	AT	Region	England
% of FP17s for the same patient ID Re-attending within 3 months - Children	145	2,468	5.9%	10.4%	13.4%	12.4%
% of FP17s for the same patient ID Re-attending within 3 months - Adults	458	4,402	10.4%	13.7%	17.3%	16.6%
% of FP17s for the same patient ID Re-attending between 3 & 9 months - Children	1,306	2,468	52.9%	62.8%	58.9%	57.5%
% of FP17s for the same patient ID Re-attending between 3 & 9 months - Adults	2,186	4,402	49.7%	54.7%	52.5%	50.4%
% of FP17s for Band 1 Urgent Courses	423	6,309	6.7%	7.3%	9.3%	9.1%
% of FP17s Relating to Free Repair or Replacements	1	6,309	0.0%	1.0%	1.0%	0.8%
% of FP17s Relating to Continuations	93	6,309	1.5%	1.3%	1.5%	1.3%
% of Patients satisfied with the dentistry they have received	11	12	91.7%	93.8%	93.1%	92.7%
% of Patients satisfied with the time they had to wait for an appointment	11	12	91.7%	90.6%	89.8%	88.8%

\* This is based on patients treated on this contract for their most recent course of treatment. Figures in italics indicate the base number of FP17s or Patient Questionnaire responses are less than 100. N/A is shown where the base number of responses is less than 10 during the period. % is calculated as Quantity/Base number\*100



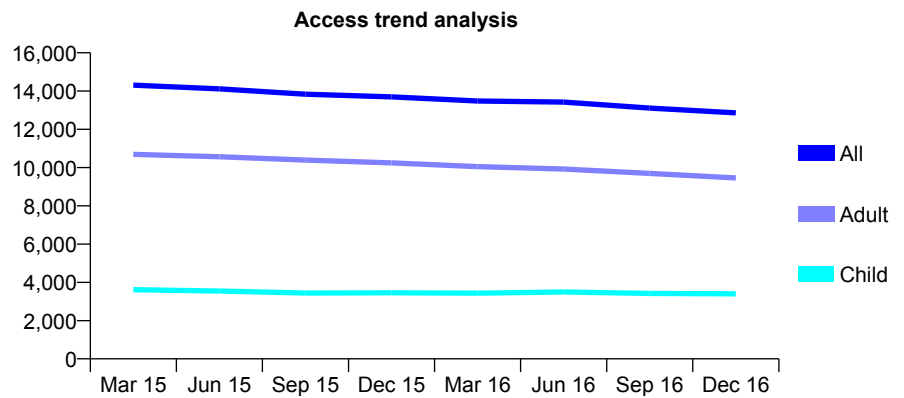
## Q50 - Vital Signs At a Glance Contract Report for 101435/0071 - December 2016

Name or company name	IDH Limited
Contract type name	GDS Contract
Purpose of contract	General
Contract start date	01/01/2008
Contract end date	

16/17 Contracted general activity (UDA)	37,500
Carry forward general activity (UDA)	0
16/17 Contracted orthodontic activity (UOA)	0
Carry forward orthodontic activity (UOA)	0
Baseline contract value	£886,365.33

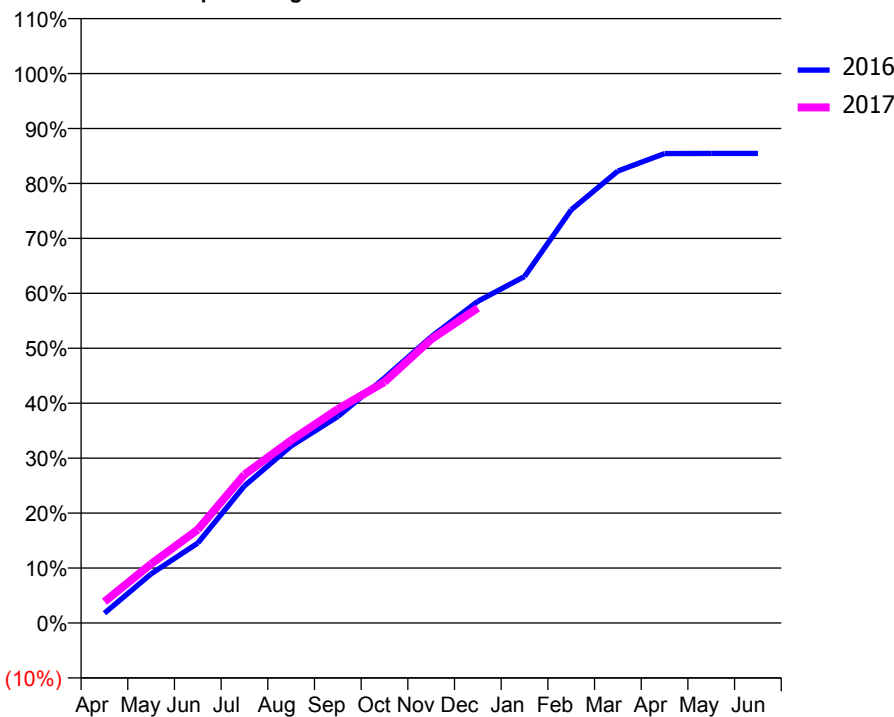
### ACCESS\*

Patients seen in 24 months	Total	Change since previous quarter
Quarter ending December 2015	13,697	
Quarter ending March 2016	13,481	↓
Quarter ending June 2016	13,423	→
Quarter ending September 2016	13,112	↓
Quarter ending December 2016	12,856	↓
<b>Variance since December 2015</b>	<b>(6.1%)</b>	<b>↓</b>



### ACTIVITY

Cumulative percentage of contracted UDA delivered 2016 & 2017



Month	Adjusted Scheduled Activity (UDA)	
	2016	2017
April	686	1,452
May	3,445	4,034
June	5,606	6,372
July	9,626	10,135
August	12,421	12,475
September	14,492	14,599
October	17,195	16,447
November	20,081	19,364
December	22,569	21,502
January	24,315	
February	28,994	
March	31,716	
April	32,935	
May	32,945	
June	32,945	

### QUALITY

	Quantity	Base Number	Contract	AT	Region	England
% of FP17s for the same patient ID Re-attending within 3 months - Children	236	3,415	6.9%	10.4%	13.4%	12.4%
% of FP17s for the same patient ID Re-attending within 3 months - Adults	1,161	8,151	14.2%	13.7%	17.3%	16.6%
% of FP17s for the same patient ID Re-attending between 3 & 9 months - Children	1,725	3,415	50.5%	62.8%	58.9%	57.5%
% of FP17s for the same patient ID Re-attending between 3 & 9 months - Adults	3,949	8,151	48.4%	54.7%	52.5%	50.4%
% of FP17s for Band 1 Urgent Courses	830	10,944	7.6%	7.3%	9.3%	9.1%
% of FP17s Relating to Free Repair or Replacements	41	10,944	0.4%	1.0%	1.0%	0.8%
% of FP17s Relating to Continuations	206	10,944	1.9%	1.3%	1.5%	1.3%
% of Patients satisfied with the dentistry they have received	16	18	88.9%	93.8%	93.1%	92.7%
% of Patients satisfied with the time they had to wait for an appointment	15	18	83.3%	90.6%	89.8%	88.8%

\* This is based on patients treated on this contract for their most recent course of treatment. Figures in italics indicate the base number of FP17s or Patient Questionnaire responses are less than 100. N/A is shown where the base number of responses is less than 10 during the period. % is calculated as Quantity/Base number\*100

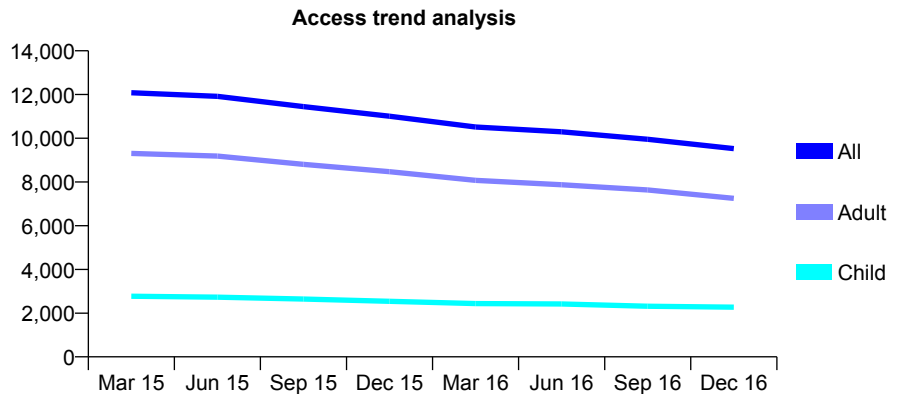
## Q50 - Vital Signs At a Glance Contract Report for 101435/0072 - December 2016

Name or company name	IDH Limited
Contract type name	GDS Contract
Purpose of contract	General
Contract start date	01/12/2007
Contract end date	

16/17 Contracted general activity (UDA)	37,873
Carry forward general activity (UDA)	0
16/17 Contracted orthodontic activity (UOA)	0
Carry forward orthodontic activity (UOA)	0
Baseline contract value	£997,975.85

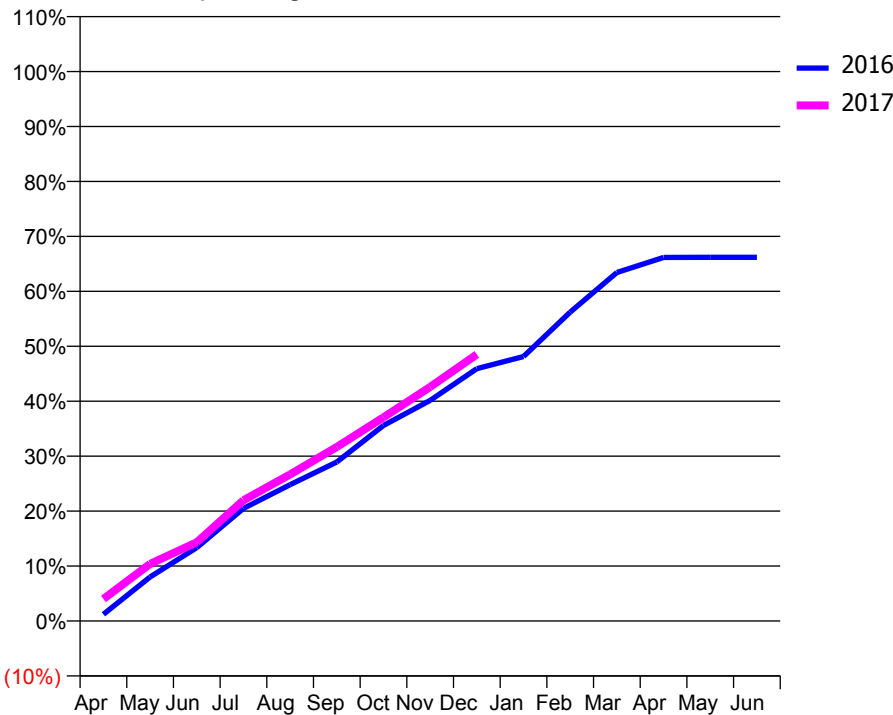
### ACCESS\*

Patients seen in 24 months	Total	Change since previous quarter
Quarter ending December 2015	11,010	
Quarter ending March 2016	10,512	↓
Quarter ending June 2016	10,293	↓
Quarter ending September 2016	9,951	↓
Quarter ending December 2016	9,525	↓
<b>Variance since December 2015</b>	<b>(13.5%)</b>	<b>↓</b>



### ACTIVITY

Cumulative percentage of contracted UDA delivered 2016 & 2017



### QUALITY

	Quantity	Base Number	Contract	AT	Region	England
% of FP17s for the same patient ID Re-attending within 3 months - Children	145	2,033	7.1%	10.4%	13.4%	12.4%
% of FP17s for the same patient ID Re-attending within 3 months - Adults	766	6,184	12.4%	13.7%	17.3%	16.6%
% of FP17s for the same patient ID Re-attending between 3 & 9 months - Children	948	2,033	46.6%	62.8%	58.9%	57.5%
% of FP17s for the same patient ID Re-attending between 3 & 9 months - Adults	3,041	6,184	49.2%	54.7%	52.5%	50.4%
% of FP17s for Band 1 Urgent Courses	698	7,731	9.0%	7.3%	9.3%	9.1%
% of FP17s Relating to Free Repair or Replacements	70	7,731	0.9%	1.0%	1.0%	0.8%
% of FP17s Relating to Continuations	116	7,731	1.5%	1.3%	1.5%	1.3%
% of Patients satisfied with the dentistry they have received	14	14	100.0%	93.8%	93.1%	92.7%
% of Patients satisfied with the time they had to wait for an appointment	11	14	78.6%	90.6%	89.8%	88.8%

\* This is based on patients treated on this contract for their most recent course of treatment. Figures in italics indicate the base number of FP17s or Patient Questionnaire responses are less than 100. N/A is shown where the base number of responses is less than 10 during the period. % is calculated as Quantity/Base number\*100

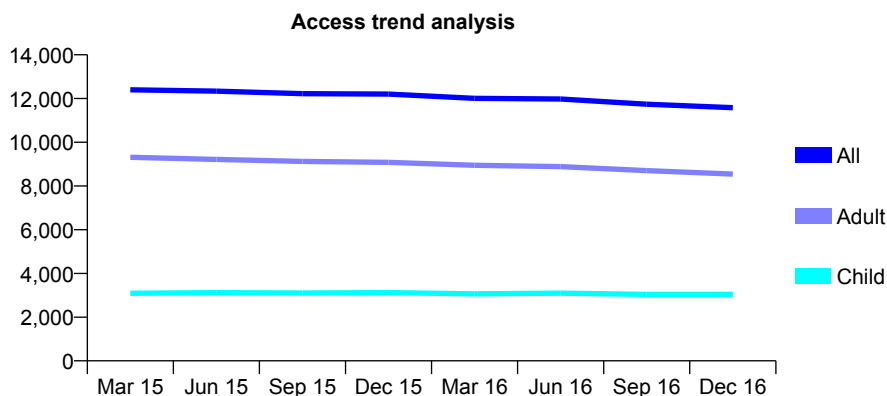
## Q50 - Vital Signs At a Glance Contract Report for 101435/0073 - December 2016

Name or company name	IDH Limited
Contract type name	GDS Contract
Purpose of contract	General
Contract start date	01/12/2007
Contract end date	

16/17 Contracted general activity (UDA)	36,000
Carry forward general activity (UDA)	0
16/17 Contracted orthodontic activity (UOA)	0
Carry forward orthodontic activity (UOA)	0
Baseline contract value	£704,985.19

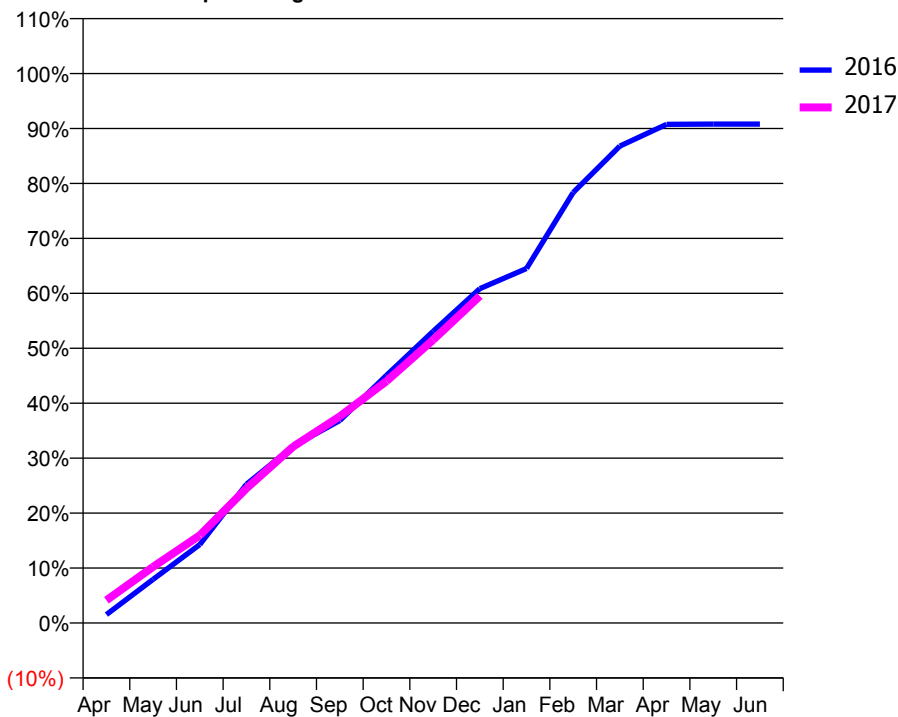
### ACCESS\*

Patients seen in 24 months	Total	Change since previous quarter
Quarter ending December 2015	12,203	
Quarter ending March 2016	12,011	↓
Quarter ending June 2016	11,980	→
Quarter ending September 2016	11,740	↓
Quarter ending December 2016	11,584	↓
<b>Variance since December 2015</b>	<b>(5.1%)</b>	<b>↓</b>



### ACTIVITY

Cumulative percentage of contracted UDA delivered 2016 & 2017



Adjusted Scheduled Activity (UDA)

Month	2016	2017
April	554	1,491
May	2,857	3,684
June	5,143	5,748
July	9,091	8,817
August	11,576	11,551
September	13,261	13,538
October	16,228	15,840
November	19,111	18,551
December	21,903	21,422
January	23,229	
February	28,201	
March	31,241	
April	32,665	
May	32,682	
June	32,683	

### QUALITY

	Quantity	Base Number	Contract	AT	Region	England
% of FP17s for the same patient ID Re-attending within 3 months - Children	217	3,184	6.8%	10.4%	13.4%	12.4%
% of FP17s for the same patient ID Re-attending within 3 months - Adults	972	7,276	13.4%	13.7%	17.3%	16.6%
% of FP17s for the same patient ID Re-attending between 3 & 9 months - Children	1,931	3,184	60.6%	62.8%	58.9%	57.5%
% of FP17s for the same patient ID Re-attending between 3 & 9 months - Adults	3,061	7,276	42.1%	54.7%	52.5%	50.4%
% of FP17s for Band 1 Urgent Courses	736	10,024	7.3%	7.3%	9.3%	9.1%
% of FP17s Relating to Free Repair or Replacements	75	10,024	0.7%	1.0%	1.0%	0.8%
% of FP17s Relating to Continuations	177	10,024	1.8%	1.3%	1.5%	1.3%
% of Patients satisfied with the dentistry they have received	14	19	73.7%	93.8%	93.1%	92.7%
% of Patients satisfied with the time they had to wait for an appointment	16	19	84.2%	90.6%	89.8%	88.8%

\* This is based on patients treated on this contract for their most recent course of treatment. Figures in italics indicate the base number of FP17s or Patient Questionnaire responses are less than 100. N/A is shown where the base number of responses is less than 10 during the period. % is calculated as Quantity/Base number\*100

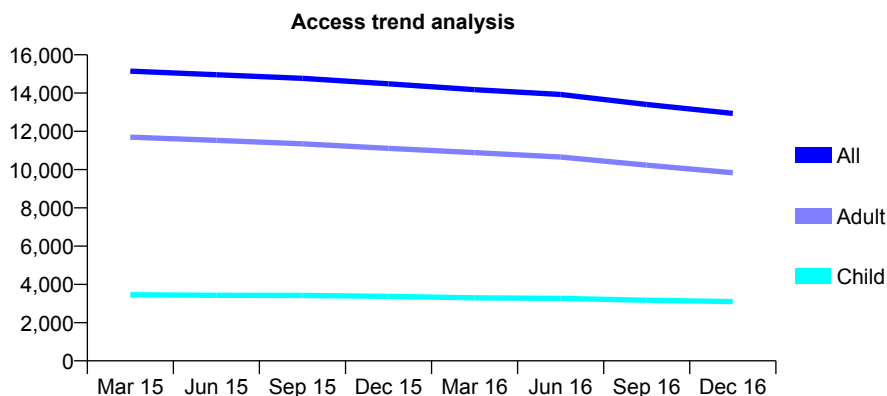
## Q50 - Vital Signs At a Glance Contract Report for 101435/0074 - December 2016

Name or company name	IDH Limited
Contract type name	GDS Contract
Purpose of contract	General
Contract start date	01/12/2007
Contract end date	

16/17 Contracted general activity (UDA)	39,000
Carry forward general activity (UDA)	0
16/17 Contracted orthodontic activity (UOA)	0
Carry forward orthodontic activity (UOA)	0
Baseline contract value	£773,649.08

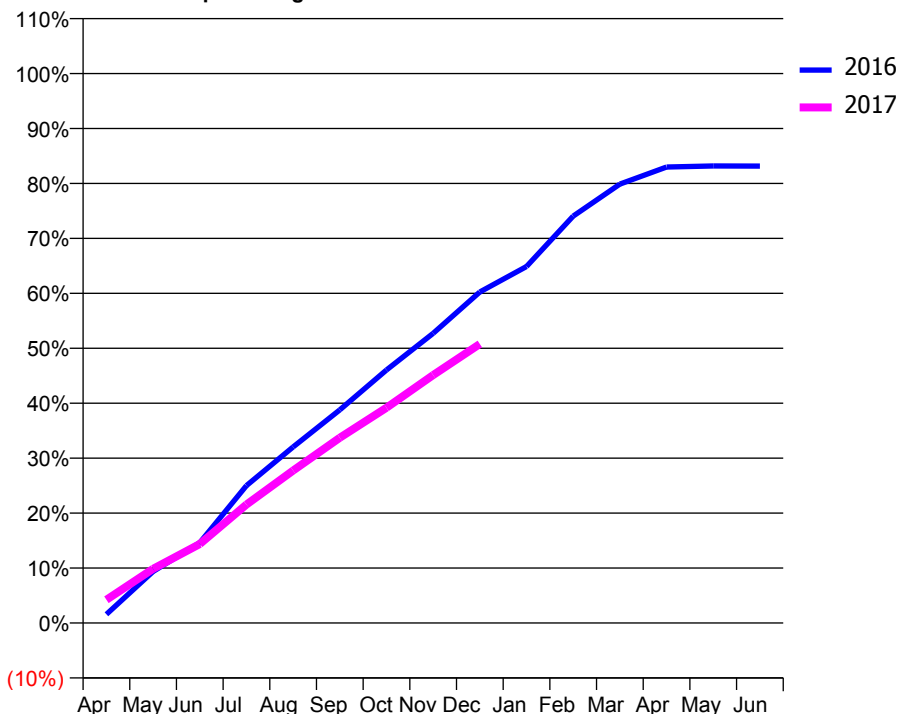
### ACCESS\*

Patients seen in 24 months	Total	Change since previous quarter
Quarter ending December 2015	14,486	
Quarter ending March 2016	14,179	↓
Quarter ending June 2016	13,923	↓
Quarter ending September 2016	13,402	↓
Quarter ending December 2016	12,934	↓
<b>Variance since December 2015</b>	<b>(10.7%)</b>	<b>↓</b>



### ACTIVITY

Cumulative percentage of contracted UDA delivered 2016 & 2017



Month	Adjusted Scheduled Activity (UDA)	
	2016	2017
April	617	1,647
May	3,659	3,843
June	5,704	5,607
July	9,749	8,409
August	12,502	10,823
September	15,126	13,151
October	17,960	15,280
November	20,563	17,600
December	23,492	19,807
January	25,301	
February	28,881	
March	31,150	
April	32,361	
May	32,436	
June	32,432	

### QUALITY

	Quantity	Base Number	Contract	AT	Region	England
% of FP17s for the same patient ID Re-attending within 3 months - Children	141	2,494	5.7%	10.4%	13.4%	12.4%
% of FP17s for the same patient ID Re-attending within 3 months - Adults	796	7,765	10.3%	13.7%	17.3%	16.6%
% of FP17s for the same patient ID Re-attending between 3 & 9 months - Children	1,100	2,494	44.1%	62.8%	58.9%	57.5%
% of FP17s for the same patient ID Re-attending between 3 & 9 months - Adults	3,679	7,765	47.4%	54.7%	52.5%	50.4%
% of FP17s for Band 1 Urgent Courses	680	9,567	7.1%	7.3%	9.3%	9.1%
% of FP17s Relating to Free Repair or Replacements	78	9,567	0.8%	1.0%	1.0%	0.8%
% of FP17s Relating to Continuations	80	9,567	0.8%	1.3%	1.5%	1.3%
% of Patients satisfied with the dentistry they have received	19	21	90.5%	93.8%	93.1%	92.7%
% of Patients satisfied with the time they had to wait for an appointment	13	21	61.9%	90.6%	89.8%	88.8%

\* This is based on patients treated on this contract for their most recent course of treatment. Figures in italics indicate the base number of FP17s or Patient Questionnaire responses are less than 100. N/A is shown where the base number of responses is less than 10 during the period. % is calculated as Quantity/Base number\*100

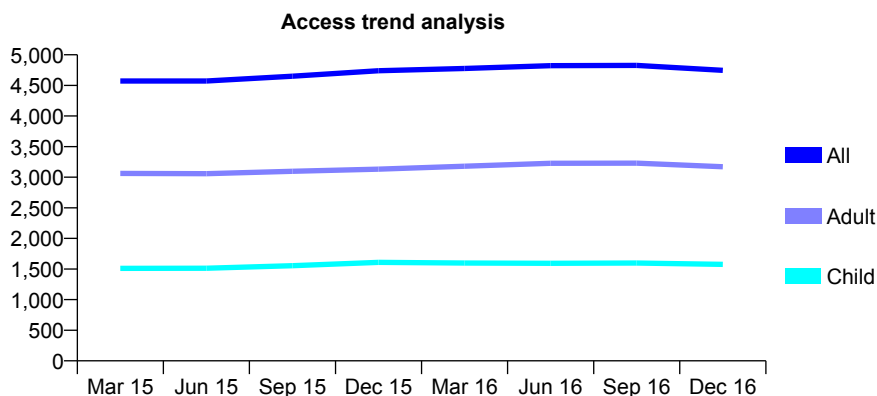
## Q50 - Vital Signs At a Glance Contract Report for 101435/0123 - December 2016

Name or company name	IDH Limited
Contract type name	GDS Contract
Purpose of contract	General
Contract start date	20/07/2009
Contract end date	

16/17 Contracted general activity (UDA)	16,000
Carry forward general activity (UDA)	0
16/17 Contracted orthodontic activity (UOA)	0
Carry forward orthodontic activity (UOA)	0
Baseline contract value	£373,226.66

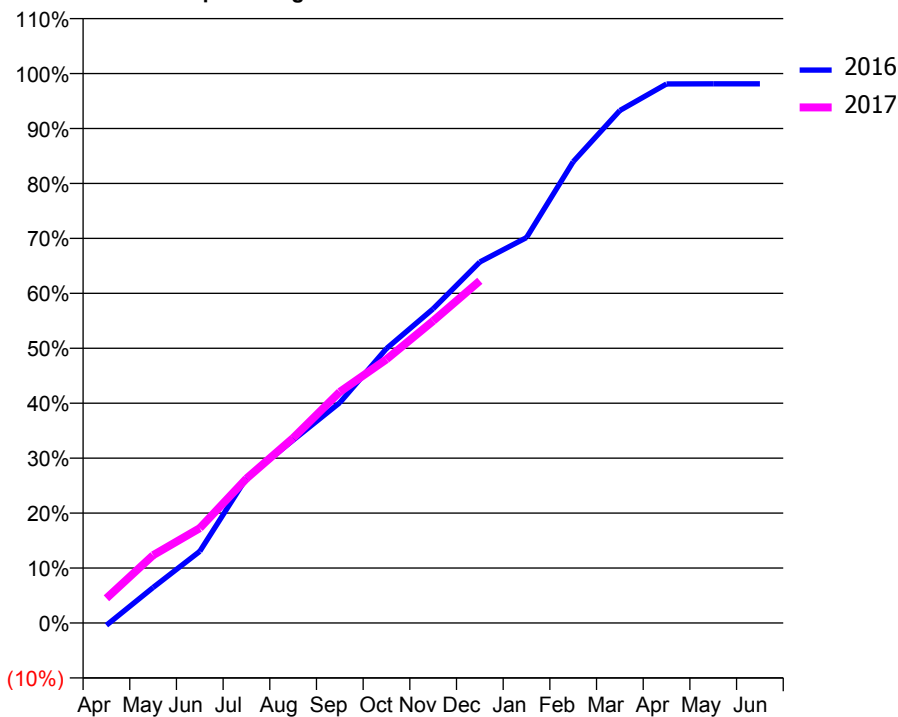
### ACCESS\*

Patients seen in 24 months	Total	Change since previous quarter
Quarter ending December 2015	4,740	
Quarter ending March 2016	4,777	→
Quarter ending June 2016	4,822	→
Quarter ending September 2016	4,827	→
Quarter ending December 2016	4,746	↓
<b>Variance since December 2015</b>	<b>0.1%</b>	<b>→</b>



### ACTIVITY

Cumulative percentage of contracted UDA delivered 2016 & 2017



Month	Adjusted Scheduled Activity (UDA)	
	2016	2017
April	-67	719
May	1,036	1,975
June	2,087	2,763
July	4,221	4,206
August	5,326	5,387
September	6,417	6,732
October	7,992	7,678
November	9,149	8,797
December	10,513	9,964
January	11,224	
February	13,434	
March	14,922	
April	15,697	
May	15,700	
June	15,700	

### QUALITY

	Quantity	Base Number	Contract	AT	Region	England
% of FP17s for the same patient ID Re-attending within 3 months - Children	158	1,565	10.1%	10.4%	13.4%	12.4%
% of FP17s for the same patient ID Re-attending within 3 months - Adults	478	2,849	16.8%	13.7%	17.3%	16.6%
% of FP17s for the same patient ID Re-attending between 3 & 9 months - Children	954	1,565	61.0%	62.8%	58.9%	57.5%
% of FP17s for the same patient ID Re-attending between 3 & 9 months - Adults	1,304	2,849	45.8%	54.7%	52.5%	50.4%
% of FP17s for Band 1 Urgent Courses	530	4,171	12.7%	7.3%	9.3%	9.1%
% of FP17s Relating to Free Repair or Replacements	15	4,171	0.4%	1.0%	1.0%	0.8%
% of FP17s Relating to Continuations	80	4,171	1.9%	1.3%	1.5%	1.3%
% of Patients satisfied with the dentistry they have received	3	4	N/A	93.8%	93.1%	92.7%
% of Patients satisfied with the time they had to wait for an appointment	4	4	N/A	90.6%	89.8%	88.8%

\* This is based on patients treated on this contract for their most recent course of treatment. Figures in italics indicate the base number of FP17s or Patient Questionnaire responses are less than 100. N/A is shown where the base number of responses is less than 10 during the period. % is calculated as Quantity/Base number\*100

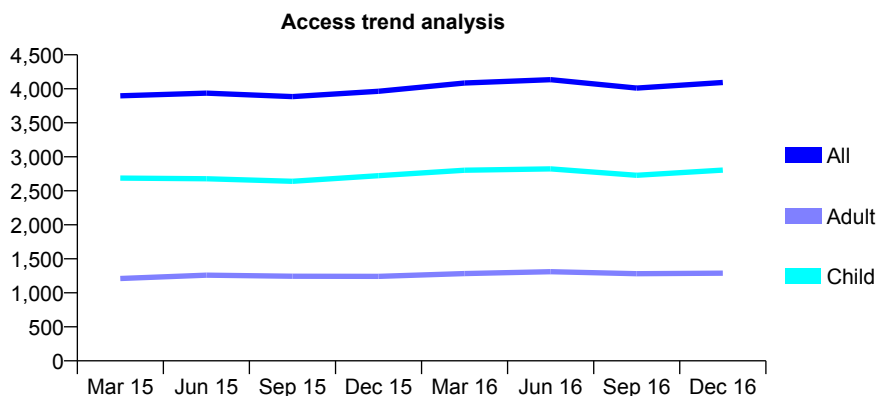
## Q50 - Vital Signs At a Glance Contract Report for 102490/0003 - December 2016

Name or company name	Ashby Dental Clinic (CDS Unit)
Contract type name	GDS Contract
Purpose of contract	General
Contract start date	26/09/2011
Contract end date	

16/17 Contracted general activity (UDA)	6,924
Carry forward general activity (UDA)	0
16/17 Contracted orthodontic activity (UOA)	0
Carry forward orthodontic activity (UOA)	0
Baseline contract value	£550,690.04

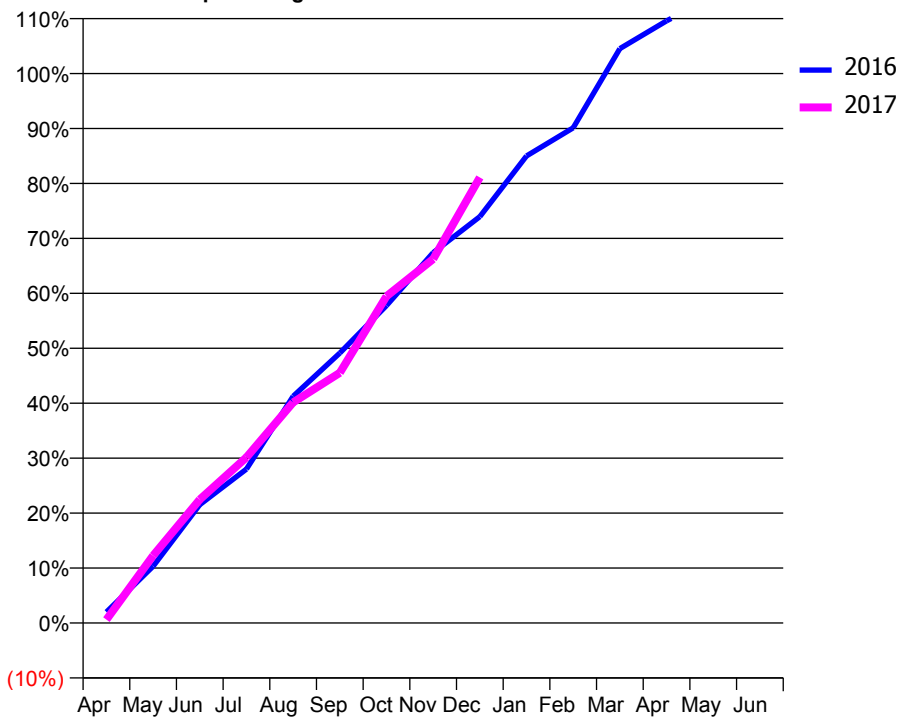
### ACCESS\*

Patients seen in 24 months	Total	Change since previous quarter
Quarter ending December 2015	3,964	
Quarter ending March 2016	4,086	↑
Quarter ending June 2016	4,134	→
Quarter ending September 2016	4,010	↓
Quarter ending December 2016	4,093	↑
<b>Variance since December 2015</b>	<b>3.3%</b>	<b>↑</b>



### ACTIVITY

Cumulative percentage of contracted UDA delivered 2016 & 2017



Month	Adjusted Scheduled Activity (UDA)	
	2016	2017
April	139	43
May	715	849
June	1,492	1,557
July	1,940	2,088
August	2,857	2,780
September	3,401	3,153
October	3,999	4,118
November	4,667	4,587
December	5,121	5,614
January	5,886	
February	6,240	
March	7,238	
April	7,587	
May	7,884	
June	7,890	

### QUALITY

	Quantity	Base Number	Contract	AT	Region	England
% of FP17s for the same patient ID Re-attending within 3 months - Children	149	2,730	5.5%	10.4%	13.4%	12.4%
% of FP17s for the same patient ID Re-attending within 3 months - Adults	38	877	4.3%	13.7%	17.3%	16.6%
% of FP17s for the same patient ID Re-attending between 3 & 9 months - Children	1,111	2,730	40.7%	62.8%	58.9%	57.5%
% of FP17s for the same patient ID Re-attending between 3 & 9 months - Adults	234	877	26.7%	54.7%	52.5%	50.4%
% of FP17s for Band 1 Urgent Courses	49	3,166	1.5%	7.3%	9.3%	9.1%
% of FP17s Relating to Free Repair or Replacements	0	3,166	0.0%	1.0%	1.0%	0.8%
% of FP17s Relating to Continuations	4	3,166	0.1%	1.3%	1.5%	1.3%
% of Patients satisfied with the dentistry they have received	6	6	N/A	93.8%	93.1%	92.7%
% of Patients satisfied with the time they had to wait for an appointment	5	6	N/A	90.6%	89.8%	88.8%

\* This is based on patients treated on this contract for their most recent course of treatment. Figures in italics indicate the base number of FP17s or Patient Questionnaire responses are less than 100. N/A is shown where the base number of responses is less than 10 during the period. % is calculated as Quantity/Base number\*100

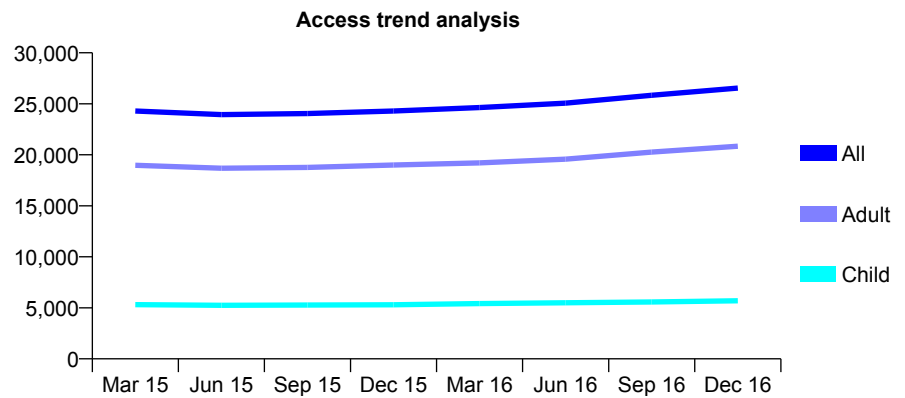
## Q50 - Vital Signs At a Glance Contract Report for 104094/0001 - December 2016

Name or company name	543 Dental Centre Limited
Contract type name	GDS Contract
Purpose of contract	General
Contract start date	08/09/2008
Contract end date	

16/17 Contracted general activity (UDA)	79,925
Carry forward general activity (UDA)	0
16/17 Contracted orthodontic activity (UOA)	0
Carry forward orthodontic activity (UOA)	0
Baseline contract value	£2,400,285.18

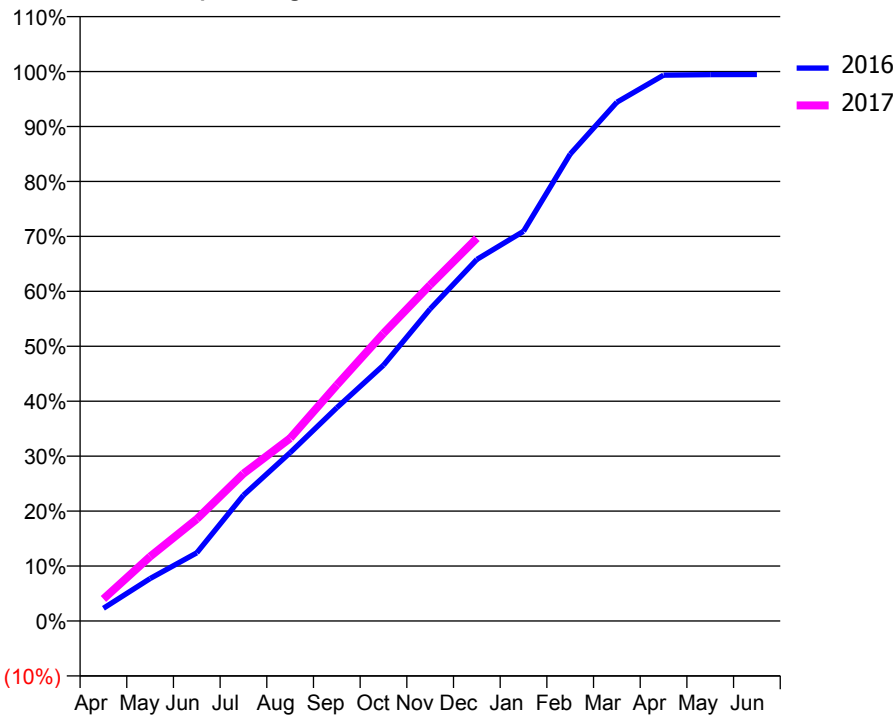
### ACCESS\*

Patients seen in 24 months	Total	Change since previous quarter
Quarter ending December 2015	24,295	
Quarter ending March 2016	24,632	→
Quarter ending June 2016	25,071	→
Quarter ending September 2016	25,843	↑
Quarter ending December 2016	26,543	↑
<b>Variance since December 2015</b>	9.3%	↑



### ACTIVITY

Cumulative percentage of contracted UDA delivered 2016 & 2017



Month	Adjusted Scheduled Activity (UDA)	
	2016	2017
April	1,859	3,201
May	6,176	9,380
June	9,925	14,835
July	18,290	21,451
August	24,493	26,591
September	31,015	34,323
October	37,212	41,855
November	45,388	48,883
December	52,593	55,672
January	56,687	
February	67,907	
March	75,449	
April	79,403	
May	79,465	
June	79,491	

### QUALITY

	Quantity	Base Number	Contract	AT	Region	England
% of FP17s for the same patient ID Re-attending within 3 months - Children	402	6,355	6.3%	10.4%	13.4%	12.4%
% of FP17s for the same patient ID Re-attending within 3 months - Adults	2,385	22,884	10.4%	13.7%	17.3%	16.6%
% of FP17s for the same patient ID Re-attending between 3 & 9 months - Children	4,156	6,355	65.4%	62.8%	58.9%	57.5%
% of FP17s for the same patient ID Re-attending between 3 & 9 months - Adults	14,056	22,884	61.4%	54.7%	52.5%	50.4%
% of FP17s for Band 1 Urgent Courses	1,631	27,106	6.0%	7.3%	9.3%	9.1%
% of FP17s Relating to Free Repair or Replacements	200	27,106	0.7%	1.0%	1.0%	0.8%
% of FP17s Relating to Continuations	59	27,106	0.2%	1.3%	1.5%	1.3%
% of Patients satisfied with the dentistry they have received	33	40	82.5%	93.8%	93.1%	92.7%
% of Patients satisfied with the time they had to wait for an appointment	34	40	85.0%	90.6%	89.8%	88.8%

\* This is based on patients treated on this contract for their most recent course of treatment. Figures in italics indicate the base number of FP17s or Patient Questionnaire responses are less than 100. N/A is shown where the base number of responses is less than 10 during the period. % is calculated as Quantity/Base number\*100



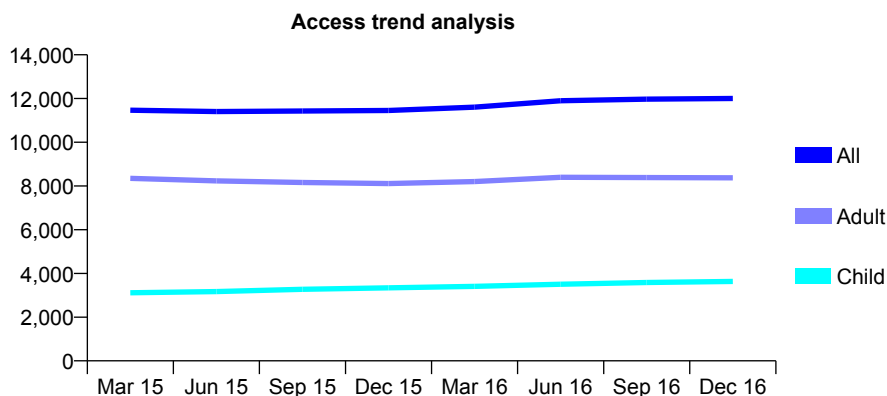
## Q50 - Vital Signs At a Glance Contract Report for 104663/0001 - December 2016

Name or company name	Osborne Street Surgery Limited
Contract type name	GDS Contract
Purpose of contract	General
Contract start date	01/07/2007
Contract end date	

16/17 Contracted general activity (UDA)	32,000
Carry forward general activity (UDA)	0
16/17 Contracted orthodontic activity (UOA)	0
Carry forward orthodontic activity (UOA)	0
Baseline contract value	£939,438.24

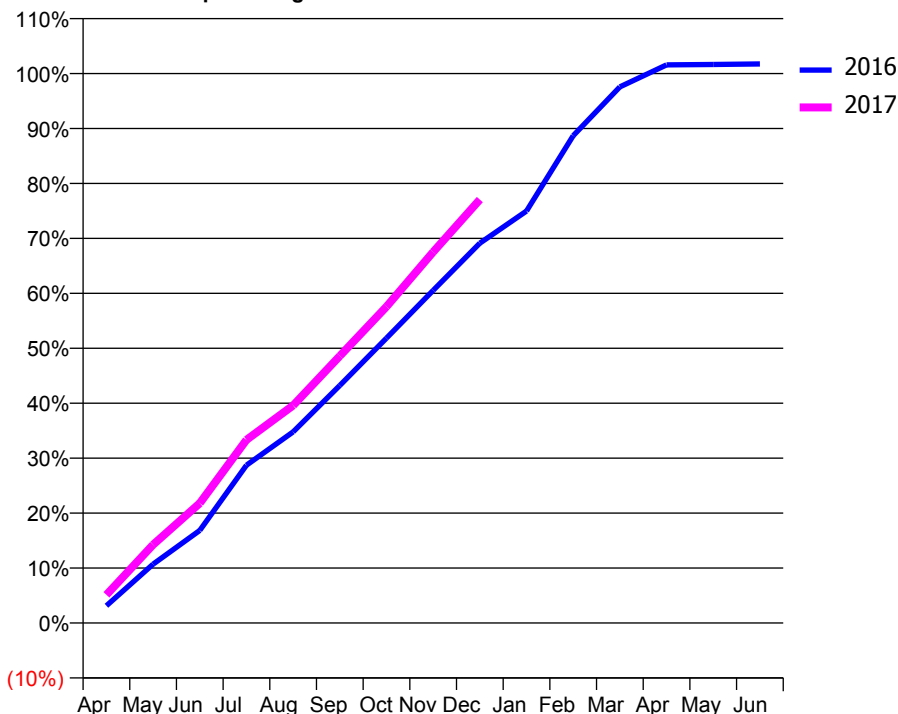
### ACCESS\*

Patients seen in 24 months	Total	Change since previous quarter
Quarter ending December 2015	11,452	
Quarter ending March 2016	11,604	→
Quarter ending June 2016	11,900	↑
Quarter ending September 2016	11,969	→
Quarter ending December 2016	12,003	→
<b>Variance since December 2015</b>	<b>4.8%</b>	<b>↑</b>



### ACTIVITY

Cumulative percentage of contracted UDA delivered 2016 & 2017



Month	Adjusted Scheduled Activity (UDA)	
	2016	2017
April	1,007	1,642
May	3,431	4,563
June	5,396	6,978
July	9,189	10,668
August	11,130	12,672
September	13,835	15,552
October	16,588	18,422
November	19,369	21,607
December	22,117	24,656
January	23,989	
February	28,382	
March	31,221	
April	32,502	
May	32,526	
June	32,554	

### QUALITY

	Quantity	Base Number	Contract	AT	Region	England
% of FP17s for the same patient ID Re-attending within 3 months - Children	298	4,108	7.3%	10.4%	13.4%	12.4%
% of FP17s for the same patient ID Re-attending within 3 months - Adults	1,186	9,475	12.5%	13.7%	17.3%	16.6%
% of FP17s for the same patient ID Re-attending between 3 & 9 months - Children	2,428	4,108	59.1%	62.8%	58.9%	57.5%
% of FP17s for the same patient ID Re-attending between 3 & 9 months - Adults	5,920	9,475	62.5%	54.7%	52.5%	50.4%
% of FP17s for Band 1 Urgent Courses	1,079	12,864	8.4%	7.3%	9.3%	9.1%
% of FP17s Relating to Free Repair or Replacements	73	12,864	0.6%	1.0%	1.0%	0.8%
% of FP17s Relating to Continuations	17	12,864	0.1%	1.3%	1.5%	1.3%
% of Patients satisfied with the dentistry they have received	28	29	96.6%	93.8%	93.1%	92.7%
% of Patients satisfied with the time they had to wait for an appointment	26	29	89.7%	90.6%	89.8%	88.8%

\* This is based on patients treated on this contract for their most recent course of treatment. Figures in italics indicate the base number of FP17s or Patient Questionnaire responses are less than 100. N/A is shown where the base number of responses is less than 10 during the period. % is calculated as Quantity/Base number\*100

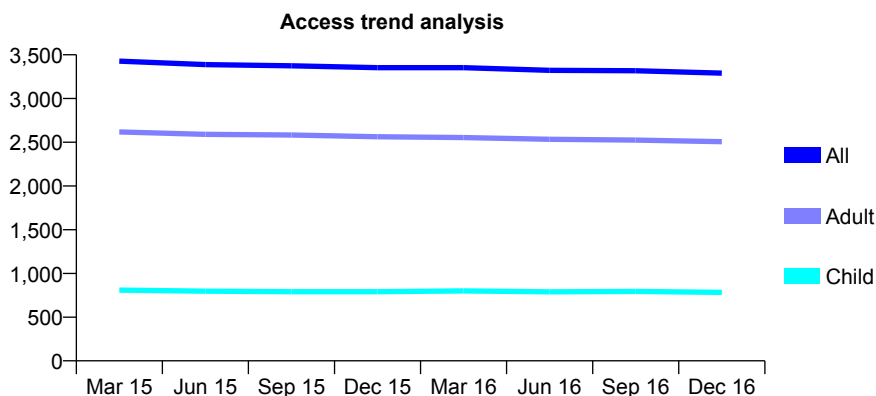
## Q50 - Vital Signs At a Glance Contract Report for 108731/0001 - December 2016

Name or company name	Elmet Dental Care
Contract type name	GDS Contract
Purpose of contract	General
Contract start date	01/04/2006
Contract end date	

16/17 Contracted general activity (UDA)	7,506
Carry forward general activity (UDA)	0
16/17 Contracted orthodontic activity (UOA)	0
Carry forward orthodontic activity (UOA)	0
Baseline contract value	£226,581.41

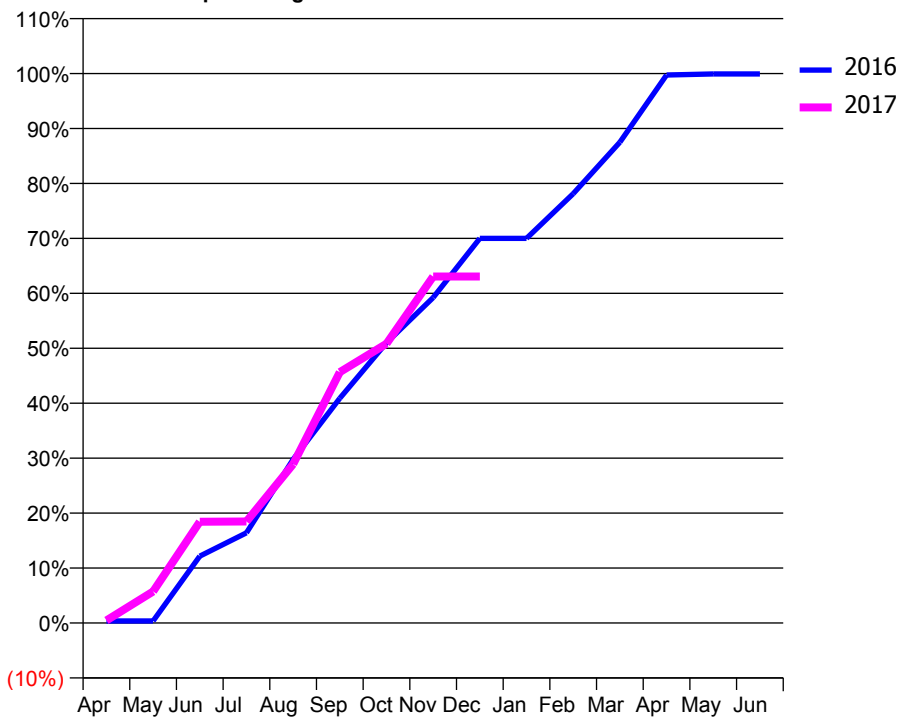
### ACCESS\*

Patients seen in 24 months	Total	Change since previous quarter
Quarter ending December 2015	3,353	
Quarter ending March 2016	3,353	→
Quarter ending June 2016	3,323	→
Quarter ending September 2016	3,318	→
Quarter ending December 2016	3,290	→
<b>Variance since December 2015</b>	<b>(1.9%)</b>	<b>↓</b>



### ACTIVITY

Cumulative percentage of contracted UDA delivered 2016 & 2017



Month	Adjusted Scheduled Activity (UDA)	
	2016	2017
April	28	35
May	28	430
June	914	1,383
July	1,232	1,386
August	2,236	2,170
September	3,071	3,427
October	3,827	3,815
November	4,446	4,733
December	5,255	4,733
January	5,255	
February	5,865	
March	6,567	
April	7,485	
May	7,500	
June	7,500	

### QUALITY

	Quantity	Base Number	Contract	AT	Region	England
% of FP17s for the same patient ID Re-attending within 3 months - Children	33	897	3.7%	10.4%	13.4%	12.4%
% of FP17s for the same patient ID Re-attending within 3 months - Adults	179	2,744	6.5%	13.7%	17.3%	16.6%
% of FP17s for the same patient ID Re-attending between 3 & 9 months - Children	619	897	69.0%	62.8%	58.9%	57.5%
% of FP17s for the same patient ID Re-attending between 3 & 9 months - Adults	1,933	2,744	70.4%	54.7%	52.5%	50.4%
% of FP17s for Band 1 Urgent Courses	55	3,085	1.8%	7.3%	9.3%	9.1%
% of FP17s Relating to Free Repair or Replacements	2	3,085	0.1%	1.0%	1.0%	0.8%
% of FP17s Relating to Continuations	42	3,085	1.4%	1.3%	1.5%	1.3%
% of Patients satisfied with the dentistry they have received	10	10	100.0%	93.8%	93.1%	92.7%
% of Patients satisfied with the time they had to wait for an appointment	10	10	100.0%	90.6%	89.8%	88.8%

\* This is based on patients treated on this contract for their most recent course of treatment. Figures in italics indicate the base number of FP17s or Patient Questionnaire responses are less than 100. N/A is shown where the base number of responses is less than 10 during the period. % is calculated as Quantity/Base number\*100

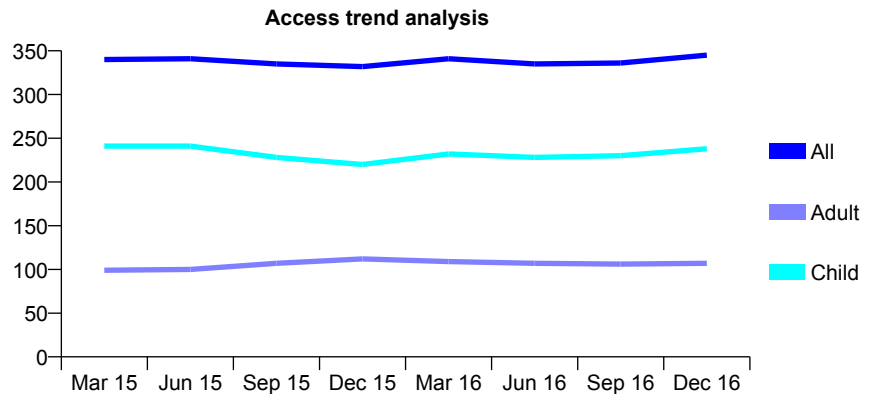
## Q50 - Vital Signs At a Glance Contract Report for 110310/0001 - December 2016

Name or company name	Brown-Craven Limited
Contract type name	GDS Contract
Purpose of contract	General
Contract start date	01/01/2013
Contract end date	

16/17 Contracted general activity (UDA)	861
Carry forward general activity (UDA)	0
16/17 Contracted orthodontic activity (UOA)	0
Carry forward orthodontic activity (UOA)	0
Baseline contract value	£22,479.76

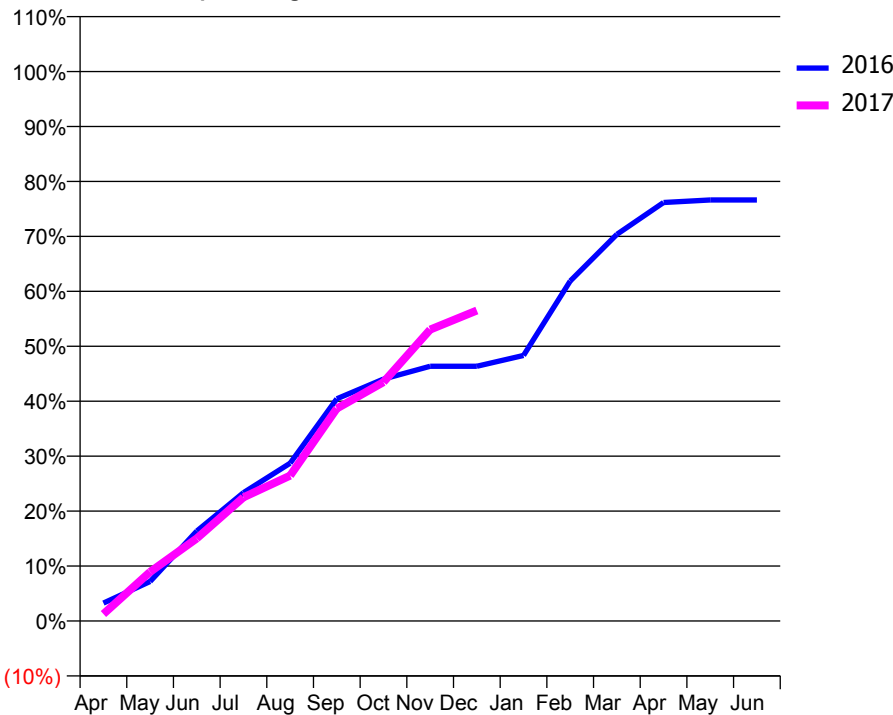
### ACCESS\*

Patients seen in 24 months	Total	Change since previous quarter
Quarter ending December 2015	332	
Quarter ending March 2016	341	↑
Quarter ending June 2016	335	↓
Quarter ending September 2016	336	→
Quarter ending December 2016	345	↑
<b>Variance since December 2015</b>	<b>3.9%</b>	<b>↑</b>



### ACTIVITY

Cumulative percentage of contracted UDA delivered 2016 & 2017



Month	Adjusted Scheduled Activity (UDA)	
	2016	2017
April	28	11
May	62	77
June	141	129
July	201	194
August	247	228
September	348	333
October	379	374
November	399	457
December	399	487
January	416	
February	533	
March	606	
April	656	
May	660	
June	660	

### QUALITY

	Quantity	Base Number	Contract	AT	Region	England
% of FP17s for the same patient ID Re-attending within 3 months - Children	35	281	12.5%	10.4%	13.4%	12.4%
% of FP17s for the same patient ID Re-attending within 3 months - Adults	8	89	9.0%	13.7%	17.3%	16.6%
% of FP17s for the same patient ID Re-attending between 3 & 9 months - Children	177	281	63.0%	62.8%	58.9%	57.5%
% of FP17s for the same patient ID Re-attending between 3 & 9 months - Adults	55	89	61.8%	54.7%	52.5%	50.4%
% of FP17s for Band 1 Urgent Courses	8	331	2.4%	7.3%	9.3%	9.1%
% of FP17s Relating to Free Repair or Replacements	0	331	0.0%	1.0%	1.0%	0.8%
% of FP17s Relating to Continuations	0	331	0.0%	1.3%	1.5%	1.3%
% of Patients satisfied with the dentistry they have received	0	0	N/A	93.8%	93.1%	92.7%
% of Patients satisfied with the time they had to wait for an appointment	0	0	N/A	90.6%	89.8%	88.8%

\* This is based on patients treated on this contract for their most recent course of treatment. Figures in italics indicate the base number of FP17s or Patient Questionnaire responses are less than 100. N/A is shown where the base number of responses is less than 10 during the period. % is calculated as Quantity/Base number\*100

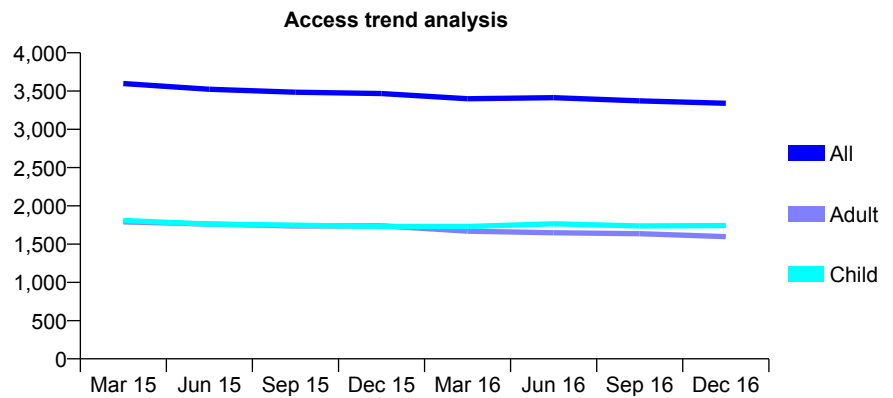
## Q50 - Vital Signs At a Glance Contract Report for 114650/0002 - December 2016

Name or company name	Community Dental Clinic
Contract type name	PDS Contract
Purpose of contract	General and Orthodontic
Contract start date	01/05/2007
Contract end date	30/04/2017

16/17 Contracted general activity (UDA)	9,000
Carry forward general activity (UDA)	0
16/17 Contracted orthodontic activity (UOA)	315
Carry forward orthodontic activity (UOA)	0
Baseline contract value	£871,988.11

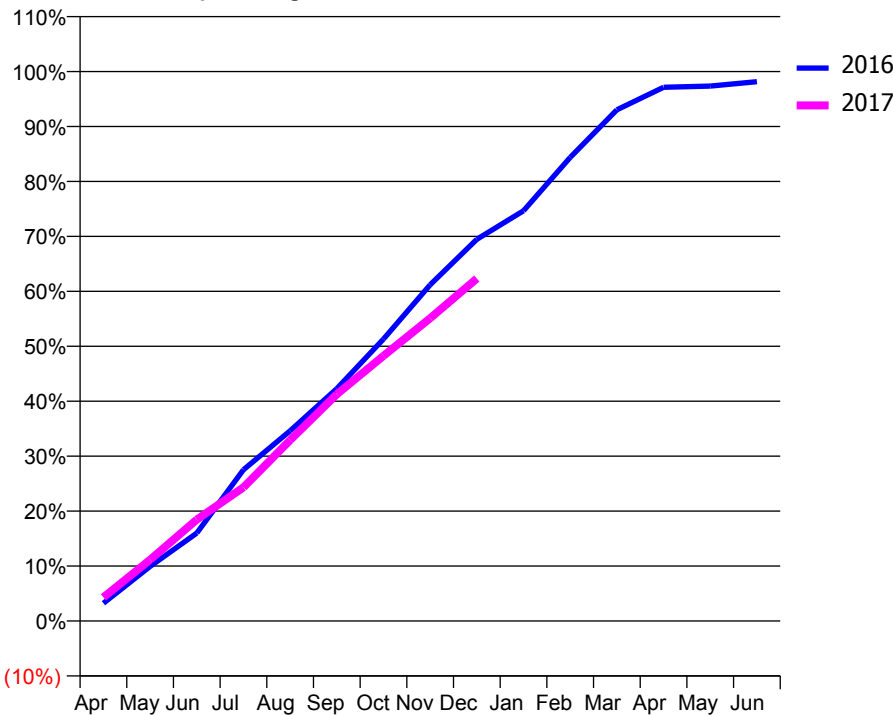
### ACCESS\*

Patients seen in 24 months	Total	Change since previous quarter
Quarter ending December 2015	3,468	
Quarter ending March 2016	3,399	↓
Quarter ending June 2016	3,413	→
Quarter ending September 2016	3,372	↓
Quarter ending December 2016	3,340	→
<b>Variance since December 2015</b>	<b>(3.7%)</b>	<b>↓</b>



### ACTIVITY

Cumulative percentage of contracted UDA delivered 2016 & 2017



Month	Adjusted Scheduled Activity (UDA)	
	2016	2017
April	291	389
May	895	1,003
June	1,440	1,661
July	2,477	2,189
August	3,116	2,964
September	3,805	3,714
October	4,619	4,343
November	5,508	4,959
December	6,252	5,610
January	6,719	
February	7,593	
March	8,373	
April	8,741	
May	8,760	
June	8,833	

### QUALITY

	Quantity	Base Number	Contract	AT	Region	England
% of FP17s for the same patient ID Re-attending within 3 months - Children	166	1,853	9.0%	10.4%	13.4%	12.4%
% of FP17s for the same patient ID Re-attending within 3 months - Adults	140	1,230	11.4%	13.7%	17.3%	16.6%
% of FP17s for the same patient ID Re-attending between 3 & 9 months - Children	929	1,853	50.1%	62.8%	58.9%	57.5%
% of FP17s for the same patient ID Re-attending between 3 & 9 months - Adults	530	1,230	43.1%	54.7%	52.5%	50.4%
% of FP17s for Band 1 Urgent Courses	106	2,759	3.8%	7.3%	9.3%	9.1%
% of FP17s Relating to Free Repair or Replacements	5	2,759	0.2%	1.0%	1.0%	0.8%
% of FP17s Relating to Continuations	6	2,759	0.2%	1.3%	1.5%	1.3%
% of Patients satisfied with the dentistry they have received	5	5	N/A	93.8%	93.1%	92.7%
% of Patients satisfied with the time they had to wait for an appointment	5	5	N/A	90.6%	89.8%	88.8%

\* This is based on patients treated on this contract for their most recent course of treatment. Figures in italics indicate the base number of FP17s or Patient Questionnaire responses are less than 100. N/A is shown where the base number of responses is less than 10 during the period. % is calculated as Quantity/Base number\*100

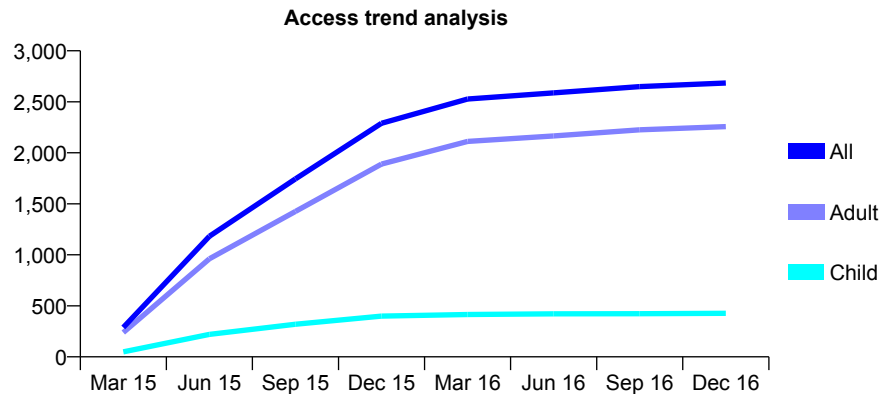
## Q50 - Vital Signs At a Glance Contract Report for 115339/0001 - December 2016

Name or company name	Bondgate Dental Practice
Contract type name	GDS Contract
Purpose of contract	General and Orthodontic
Contract start date	01/03/2015
Contract end date	

16/17 Contracted general activity (UDA)	9,998
Carry forward general activity (UDA)	0
16/17 Contracted orthodontic activity (UOA)	228
Carry forward orthodontic activity (UOA)	0
Baseline contract value	£259,964.39

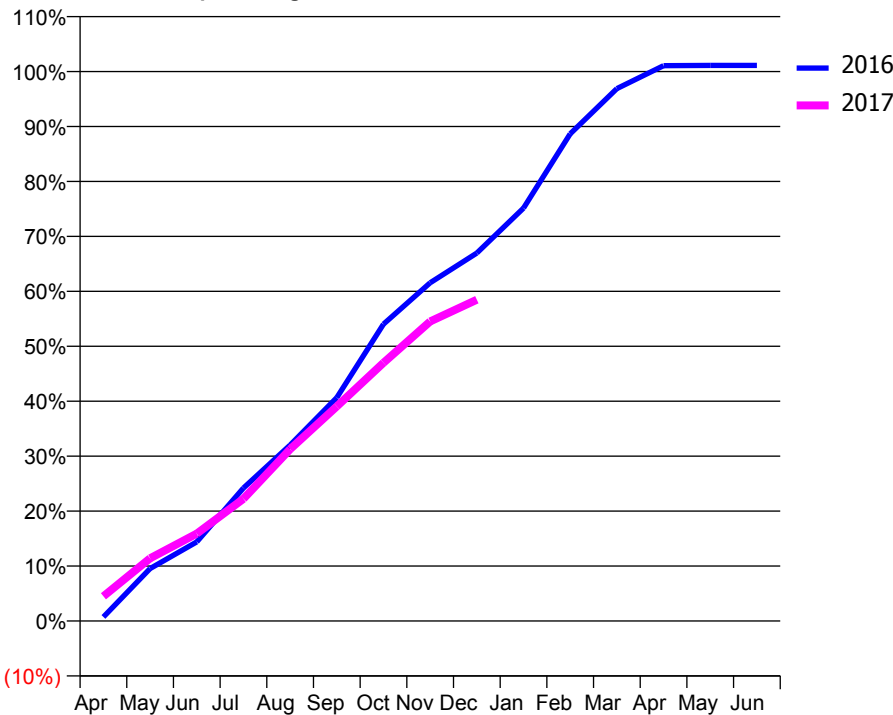
### ACCESS\*

Patients seen in 24 months	Total	Change since previous quarter
Quarter ending December 2015	2,289	
Quarter ending March 2016	2,527	↑
Quarter ending June 2016	2,587	↑
Quarter ending September 2016	2,649	↑
Quarter ending December 2016	2,684	→
<b>Variance since December 2015</b>	<b>17.3%</b>	<b>↑</b>



### ACTIVITY

Cumulative percentage of contracted UDA delivered 2016 & 2017



Month	Adjusted Scheduled Activity (UDA)	
	2016	2017
April	73	451
May	955	1,140
June	1,440	1,591
July	2,419	2,224
August	3,200	3,125
September	4,064	3,905
October	5,401	4,698
November	6,154	5,452
December	6,695	5,845
January	7,513	
February	8,863	
March	9,686	
April	10,104	
May	10,108	
June	10,108	

### QUALITY

	Quantity	Base Number	Contract	AT	Region	England
% of FP17s for the same patient ID Re-attending within 3 months - Children	55	571	9.6%	10.4%	13.4%	12.4%
% of FP17s for the same patient ID Re-attending within 3 months - Adults	468	2,646	17.7%	13.7%	17.3%	16.6%
% of FP17s for the same patient ID Re-attending between 3 & 9 months - Children	397	571	69.5%	62.8%	58.9%	57.5%
% of FP17s for the same patient ID Re-attending between 3 & 9 months - Adults	1,554	2,646	58.7%	54.7%	52.5%	50.4%
% of FP17s for Band 1 Urgent Courses	225	2,970	7.6%	7.3%	9.3%	9.1%
% of FP17s Relating to Free Repair or Replacements	76	2,970	2.6%	1.0%	1.0%	0.8%
% of FP17s Relating to Continuations	115	2,970	3.9%	1.3%	1.5%	1.3%
% of Patients satisfied with the dentistry they have received	3	3	N/A	93.8%	93.1%	92.7%
% of Patients satisfied with the time they had to wait for an appointment	3	3	N/A	90.6%	89.8%	88.8%

\* This is based on patients treated on this contract for their most recent course of treatment. Figures in italics indicate the base number of FP17s or Patient Questionnaire responses are less than 100. N/A is shown where the base number of responses is less than 10 during the period. % is calculated as Quantity/Base number\*100

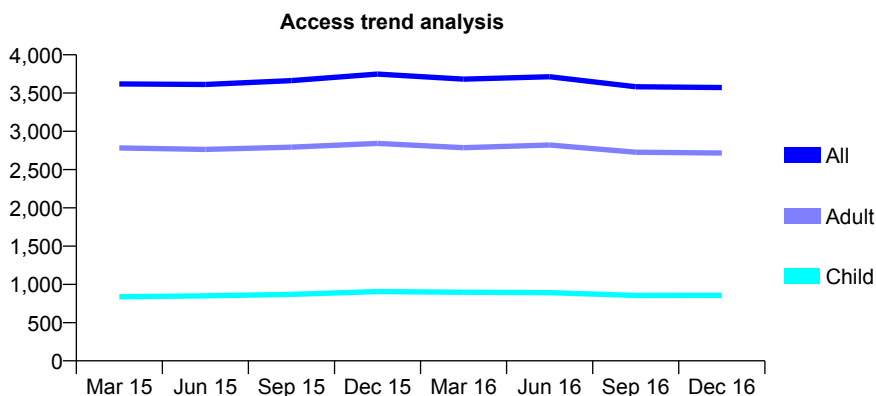
## Q50 - Vital Signs At a Glance Contract Report for 118060/0010 - December 2016

Name or company name	Genix Healthcare Ltd
Contract type name	GDS Contract
Purpose of contract	General
Contract start date	01/01/2007
Contract end date	

16/17 Contracted general activity (UDA)	13,715
Carry forward general activity (UDA)	0
16/17 Contracted orthodontic activity (UOA)	0
Carry forward orthodontic activity (UOA)	0
Baseline contract value	£376,766.25

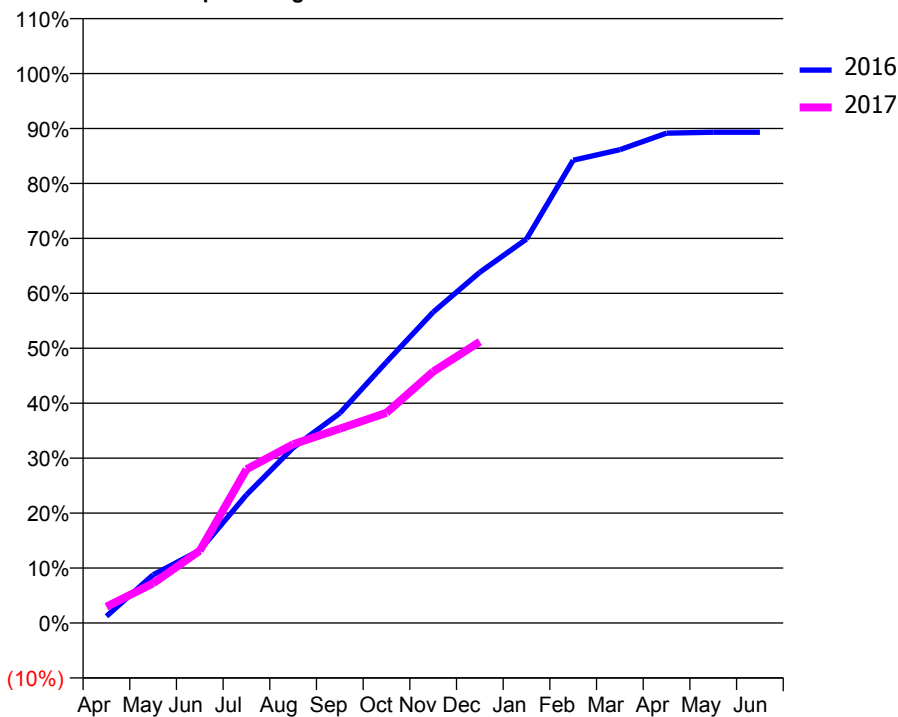
### ACCESS\*

Patients seen in 24 months	Total	Change since previous quarter
Quarter ending December 2015	3,748	
Quarter ending March 2016	3,682	↓
Quarter ending June 2016	3,713	→
Quarter ending September 2016	3,582	↓
Quarter ending December 2016	3,572	→
<b>Variance since December 2015</b>	<b>(4.7%)</b>	<b>↓</b>



### ACTIVITY

Cumulative percentage of contracted UDA delivered 2016 & 2017



Month	Adjusted Scheduled Activity (UDA)	
	2016	2017
April	167	408
May	1,203	992
June	1,816	1,806
July	3,201	3,836
August	4,373	4,462
September	5,237	4,852
October	6,514	5,247
November	7,760	6,277
December	8,755	7,022
January	9,585	
February	11,550	
March	11,813	
April	12,228	
May	12,249	
June	12,251	

### QUALITY

	Quantity	Base Number	Contract	AT	Region	England
% of FP17s for the same patient ID Re-attending within 3 months - Children	119	982	12.1%	10.4%	13.4%	12.4%
% of FP17s for the same patient ID Re-attending within 3 months - Adults	466	2,870	16.2%	13.7%	17.3%	16.6%
% of FP17s for the same patient ID Re-attending between 3 & 9 months - Children	592	982	60.3%	62.8%	58.9%	57.5%
% of FP17s for the same patient ID Re-attending between 3 & 9 months - Adults	1,603	2,870	55.9%	54.7%	52.5%	50.4%
% of FP17s for Band 1 Urgent Courses	260	3,206	8.1%	7.3%	9.3%	9.1%
% of FP17s Relating to Free Repair or Replacements	27	3,206	0.8%	1.0%	1.0%	0.8%
% of FP17s Relating to Continuations	27	3,206	0.8%	1.3%	1.5%	1.3%
% of Patients satisfied with the dentistry they have received	2	2	N/A	93.8%	93.1%	92.7%
% of Patients satisfied with the time they had to wait for an appointment	2	2	N/A	90.6%	89.8%	88.8%

\* This is based on patients treated on this contract for their most recent course of treatment. Figures in italics indicate the base number of FP17s or Patient Questionnaire responses are less than 100. N/A is shown where the base number of responses is less than 10 during the period. % is calculated as Quantity/Base number\*100

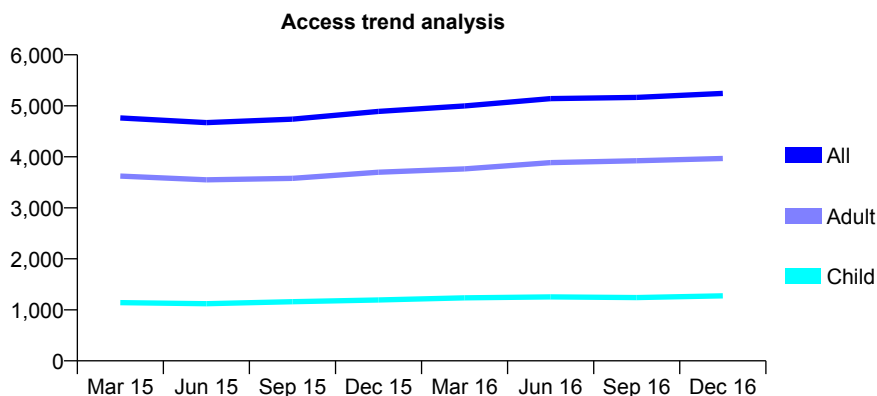
## Q50 - Vital Signs At a Glance Contract Report for 118060/0017 - December 2016

Name or company name	Genix Healthcare Ltd
Contract type name	GDS Contract
Purpose of contract	General
Contract start date	01/10/2009
Contract end date	

16/17 Contracted general activity (UDA)	15,000
Carry forward general activity (UDA)	0
16/17 Contracted orthodontic activity (UOA)	0
Carry forward orthodontic activity (UOA)	0
Baseline contract value	£386,542.18

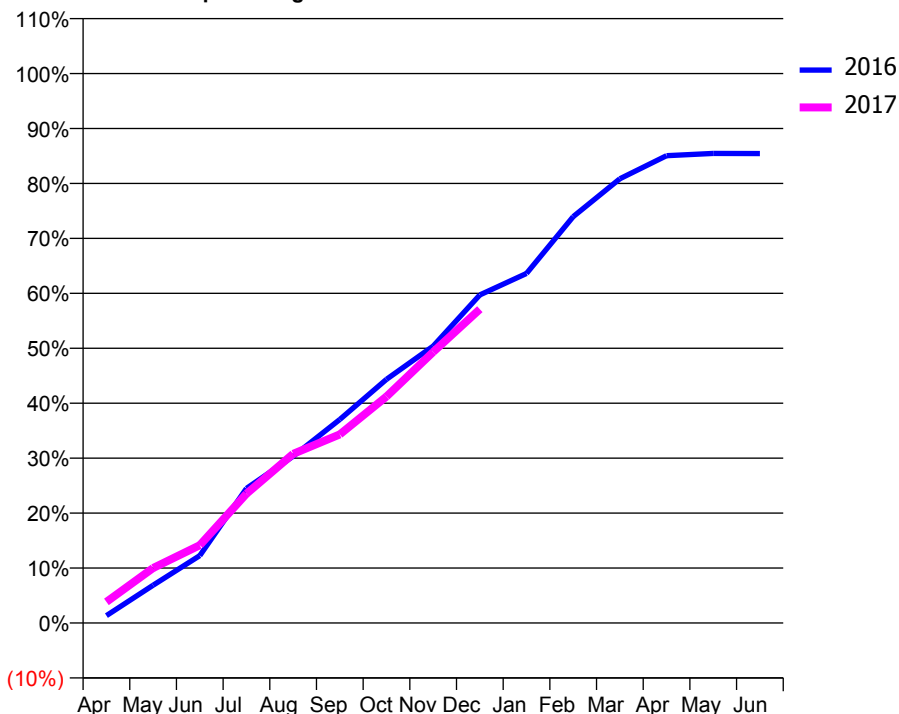
### ACCESS\*

Patients seen in 24 months	Total	Change since previous quarter
Quarter ending December 2015	4,891	
Quarter ending March 2016	4,998	↑
Quarter ending June 2016	5,140	↑
Quarter ending September 2016	5,164	→
Quarter ending December 2016	5,243	→
<b>Variance since December 2015</b>	<b>7.2%</b>	<b>↑</b>



### ACTIVITY

Cumulative percentage of contracted UDA delivered 2016 & 2017



Month	Adjusted Scheduled Activity (UDA)	
	2016	2017
April	201	575
May	1,031	1,500
June	1,839	2,125
July	3,675	3,528
August	4,553	4,616
September	5,555	5,149
October	6,650	6,184
November	7,560	7,400
December	8,956	8,567
January	9,543	
February	11,091	
March	12,129	
April	12,757	
May	12,817	
June	12,814	

### QUALITY

	Quantity	Base Number	Contract	AT	Region	England
% of FP17s for the same patient ID Re-attending within 3 months - Children	101	1,475	6.8%	10.4%	13.4%	12.4%
% of FP17s for the same patient ID Re-attending within 3 months - Adults	436	4,270	10.2%	13.7%	17.3%	16.6%
% of FP17s for the same patient ID Re-attending between 3 & 9 months - Children	979	1,475	66.4%	62.8%	58.9%	57.5%
% of FP17s for the same patient ID Re-attending between 3 & 9 months - Adults	2,626	4,270	61.5%	54.7%	52.5%	50.4%
% of FP17s for Band 1 Urgent Courses	427	5,037	8.5%	7.3%	9.3%	9.1%
% of FP17s Relating to Free Repair or Replacements	62	5,037	1.2%	1.0%	1.0%	0.8%
% of FP17s Relating to Continuations	12	5,037	0.2%	1.3%	1.5%	1.3%
% of Patients satisfied with the dentistry they have received	13	18	72.2%	93.8%	93.1%	92.7%
% of Patients satisfied with the time they had to wait for an appointment	17	18	94.4%	90.6%	89.8%	88.8%

\* This is based on patients treated on this contract for their most recent course of treatment. Figures in italics indicate the base number of FP17s or Patient Questionnaire responses are less than 100. N/A is shown where the base number of responses is less than 10 during the period. % is calculated as Quantity/Base number\*100



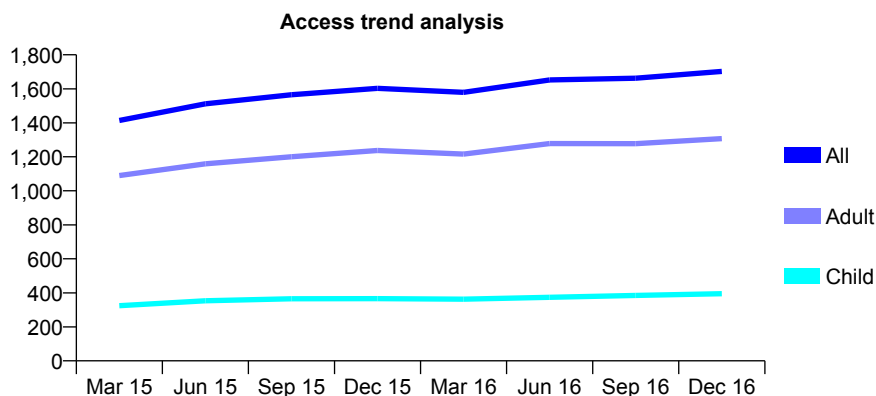
## Q50 - Vital Signs At a Glance Contract Report for 120642/0001 - December 2016

Name or company name	Grimsby Dental Care
Contract type name	GDS Contract
Purpose of contract	General
Contract start date	01/02/2014
Contract end date	

16/17 Contracted general activity (UDA)	5,005
Carry forward general activity (UDA)	0
16/17 Contracted orthodontic activity (UOA)	0
Carry forward orthodontic activity (UOA)	0
Baseline contract value	£156,254.43

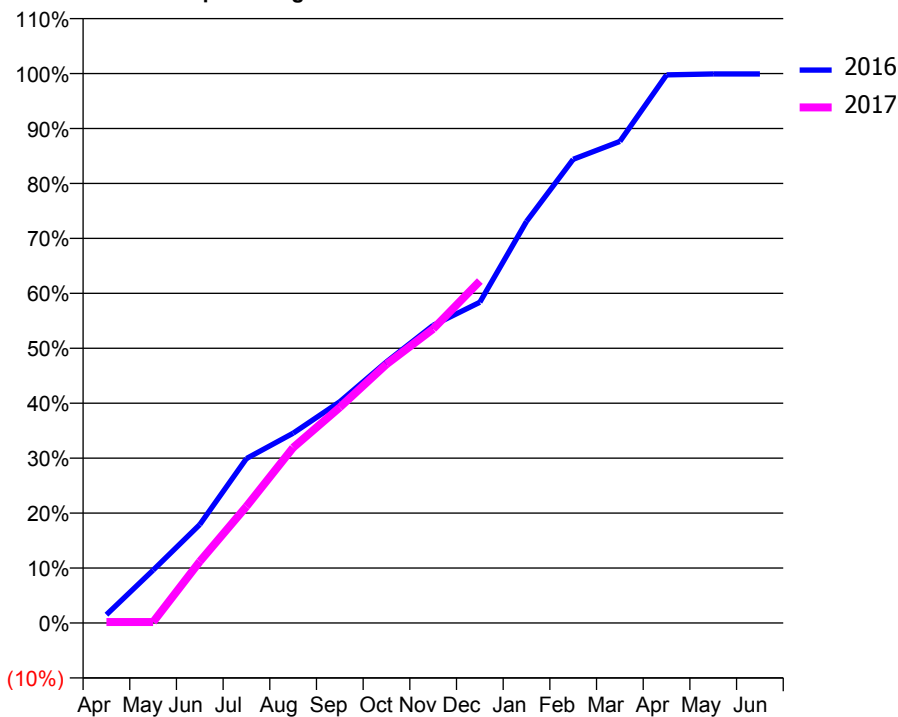
### ACCESS\*

Patients seen in 24 months	Total	Change since previous quarter
Quarter ending December 2015	1,603	
Quarter ending March 2016	1,579	↓
Quarter ending June 2016	1,652	↑
Quarter ending September 2016	1,662	→
Quarter ending December 2016	1,702	↑
<b>Variance since December 2015</b>	<b>6.2%</b>	<b>↑</b>



### ACTIVITY

Cumulative percentage of contracted UDA delivered 2016 & 2017



Month	Adjusted Scheduled Activity (UDA)	
	2016	2017
April	76	9
May	481	9
June	897	560
July	1,498	1,062
August	1,729	1,598
September	2,016	1,965
October	2,378	2,357
November	2,712	2,679
December	2,922	3,114
January	3,658	
February	4,224	
March	4,386	
April	4,993	
May	5,001	
June	5,001	

### QUALITY

	Quantity	Base Number	Contract	AT	Region	England
% of FP17s for the same patient ID Re-attending within 3 months - Children	80	596	13.4%	10.4%	13.4%	12.4%
% of FP17s for the same patient ID Re-attending within 3 months - Adults	172	1,609	10.7%	13.7%	17.3%	16.6%
% of FP17s for the same patient ID Re-attending between 3 & 9 months - Children	368	596	61.7%	62.8%	58.9%	57.5%
% of FP17s for the same patient ID Re-attending between 3 & 9 months - Adults	939	1,609	58.4%	54.7%	52.5%	50.4%
% of FP17s for Band 1 Urgent Courses	81	1,853	4.4%	7.3%	9.3%	9.1%
% of FP17s Relating to Free Repair or Replacements	15	1,853	0.8%	1.0%	1.0%	0.8%
% of FP17s Relating to Continuations	26	1,853	1.4%	1.3%	1.5%	1.3%
% of Patients satisfied with the dentistry they have received	0	0	N/A	93.8%	93.1%	92.7%
% of Patients satisfied with the time they had to wait for an appointment	0	0	N/A	90.6%	89.8%	88.8%

\* This is based on patients treated on this contract for their most recent course of treatment. Figures in italics indicate the base number of FP17s or Patient Questionnaire responses are less than 100. N/A is shown where the base number of responses is less than 10 during the period. % is calculated as Quantity/Base number\*100

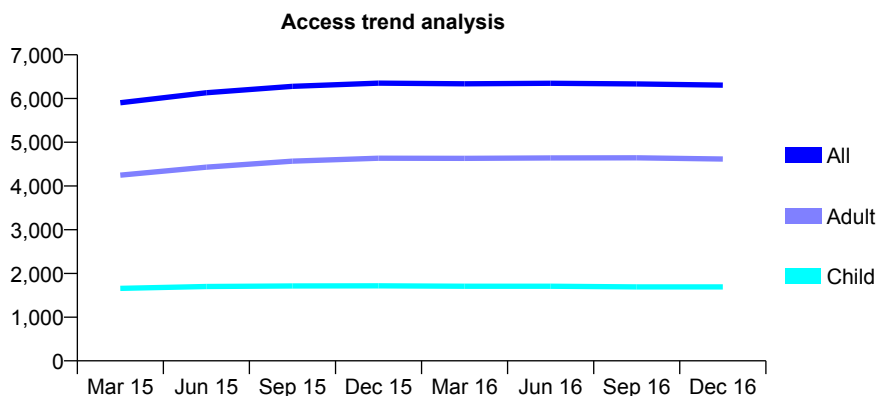
## Q50 - Vital Signs At a Glance Contract Report for 121010/0001 - December 2016

Name or company name	Clifton Moor Dental Centre
Contract type name	GDS Contract
Purpose of contract	General
Contract start date	01/02/2014
Contract end date	

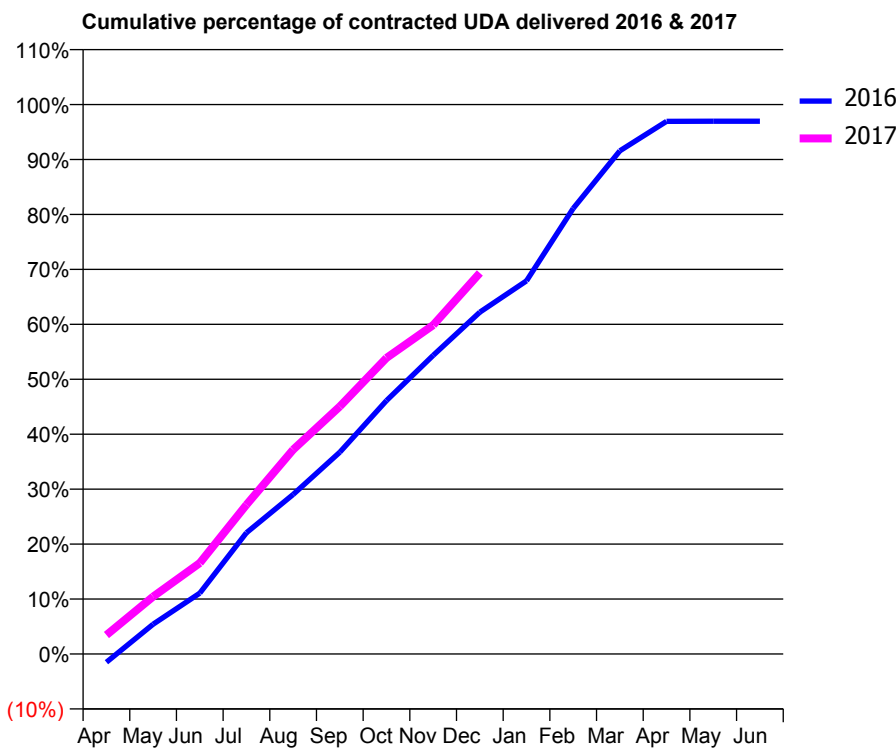
16/17 Contracted general activity (UDA)	19,203
Carry forward general activity (UDA)	0
16/17 Contracted orthodontic activity (UOA)	0
Carry forward orthodontic activity (UOA)	0
Baseline contract value	£554,827.48

### ACCESS\*

Patients seen in 24 months	Total	Change since previous quarter
Quarter ending December 2015	6,351	
Quarter ending March 2016	6,338	→
Quarter ending June 2016	6,348	→
Quarter ending September 2016	6,335	→
Quarter ending December 2016	6,305	→
<b>Variance since December 2015</b>	<b>(0.7%)</b>	→



### ACTIVITY



Month	Adjusted Scheduled Activity (UDA)	
	2016	2017
April	-290	665
May	1,042	2,008
June	2,129	3,180
July	4,240	5,216
August	5,575	7,141
September	7,053	8,652
October	8,855	10,348
November	10,435	11,495
December	11,946	13,318
January	13,042	
February	15,570	
March	17,586	
April	18,617	
May	18,618	
June	18,619	

### QUALITY

	Quantity	Base Number	Contract	AT	Region	England
% of FP17s for the same patient ID Re-attending within 3 months - Children	161	2,190	7.4%	10.4%	13.4%	12.4%
% of FP17s for the same patient ID Re-attending within 3 months - Adults	793	5,288	15.0%	13.7%	17.3%	16.6%
% of FP17s for the same patient ID Re-attending between 3 & 9 months - Children	1,551	2,190	70.8%	62.8%	58.9%	57.5%
% of FP17s for the same patient ID Re-attending between 3 & 9 months - Adults	3,137	5,288	59.3%	54.7%	52.5%	50.4%
% of FP17s for Band 1 Urgent Courses	560	6,981	8.0%	7.3%	9.3%	9.1%
% of FP17s Relating to Free Repair or Replacements	70	6,981	1.0%	1.0%	1.0%	0.8%
% of FP17s Relating to Continuations	31	6,981	0.4%	1.3%	1.5%	1.3%
% of Patients satisfied with the dentistry they have received	10	10	100.0%	93.8%	93.1%	92.7%
% of Patients satisfied with the time they had to wait for an appointment	10	10	100.0%	90.6%	89.8%	88.8%

\* This is based on patients treated on this contract for their most recent course of treatment. Figures in italics indicate the base number of FP17s or Patient Questionnaire responses are less than 100. N/A is shown where the base number of responses is less than 10 during the period. % is calculated as Quantity/Base number\*100

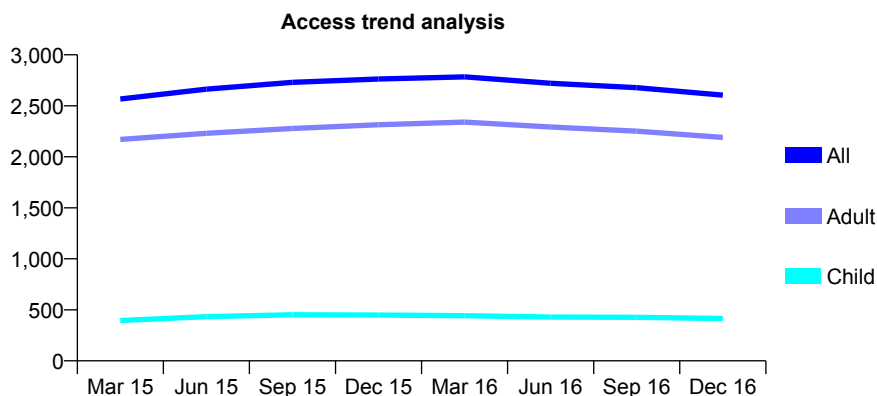
## Q50 - Vital Signs At a Glance Contract Report for 121126/0001 - December 2016

Name or company name	Yorkshire Dental Practice
Contract type name	GDS Contract
Purpose of contract	General
Contract start date	01/10/2012
Contract end date	

16/17 Contracted general activity (UDA)	7,600
Carry forward general activity (UDA)	0
16/17 Contracted orthodontic activity (UOA)	0
Carry forward orthodontic activity (UOA)	0
Baseline contract value	£175,956.94

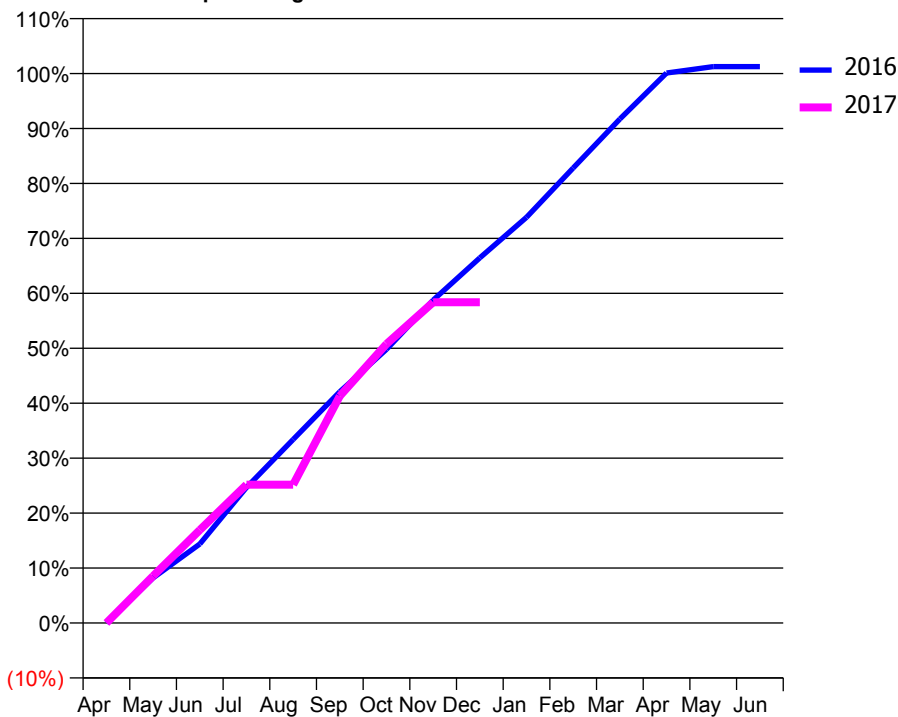
### ACCESS\*

Patients seen in 24 months	Total	Change since previous quarter
Quarter ending December 2015	2,763	
Quarter ending March 2016	2,784	→
Quarter ending June 2016	2,721	↓
Quarter ending September 2016	2,678	↓
Quarter ending December 2016	2,605	↓
<b>Variance since December 2015</b>	<b>(5.7%)</b>	<b>↓</b>



### ACTIVITY

Cumulative percentage of contracted UDA delivered 2016 & 2017



Month	Adjusted Scheduled Activity (UDA)	
	2016	2017
April	0	0
May	624	650
June	1,092	1,287
July	1,875	1,913
August	2,538	1,913
September	3,199	3,139
October	3,785	3,860
November	4,466	4,436
December	5,051	4,436
January	5,610	
February	6,293	
March	6,970	
April	7,608	
May	7,695	
June	7,695	

### QUALITY

	Quantity	Base Number	Contract	AT	Region	England
% of FP17s for the same patient ID Re-attending within 3 months - Children	25	474	5.3%	10.4%	13.4%	12.4%
% of FP17s for the same patient ID Re-attending within 3 months - Adults	175	2,310	7.6%	13.7%	17.3%	16.6%
% of FP17s for the same patient ID Re-attending between 3 & 9 months - Children	334	474	70.5%	62.8%	58.9%	57.5%
% of FP17s for the same patient ID Re-attending between 3 & 9 months - Adults	1,719	2,310	74.4%	54.7%	52.5%	50.4%
% of FP17s for Band 1 Urgent Courses	156	2,367	6.6%	7.3%	9.3%	9.1%
% of FP17s Relating to Free Repair or Replacements	3	2,367	0.1%	1.0%	1.0%	0.8%
% of FP17s Relating to Continuations	1	2,367	0.0%	1.3%	1.5%	1.3%
% of Patients satisfied with the dentistry they have received	9	9	N/A	93.8%	93.1%	92.7%
% of Patients satisfied with the time they had to wait for an appointment	9	9	N/A	90.6%	89.8%	88.8%

\* This is based on patients treated on this contract for their most recent course of treatment. Figures in italics indicate the base number of FP17s or Patient Questionnaire responses are less than 100. N/A is shown where the base number of responses is less than 10 during the period. % is calculated as Quantity/Base number\*100

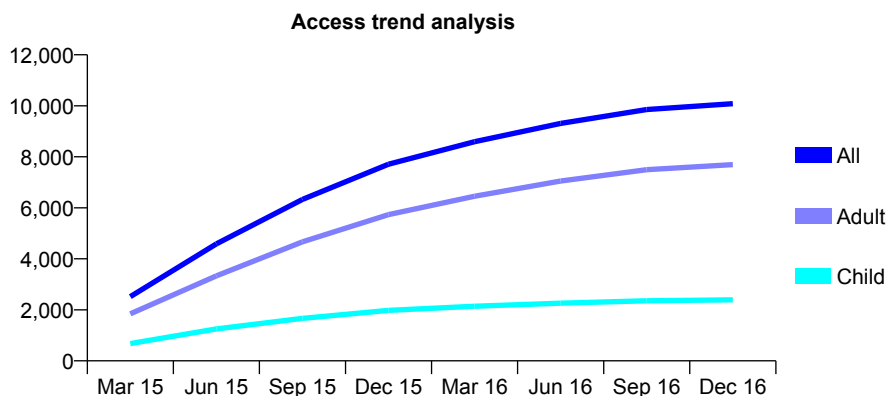
## Q50 - Vital Signs At a Glance Contract Report for 121517/0001 - December 2016

Name or company name	K L DOBBS
Contract type name	GDS Contract
Purpose of contract	General and Orthodontic
Contract start date	01/11/2014
Contract end date	

16/17 Contracted general activity (UDA)	27,495
Carry forward general activity (UDA)	0
16/17 Contracted orthodontic activity (UOA)	87
Carry forward orthodontic activity (UOA)	0
Baseline contract value	£1,002,782.49

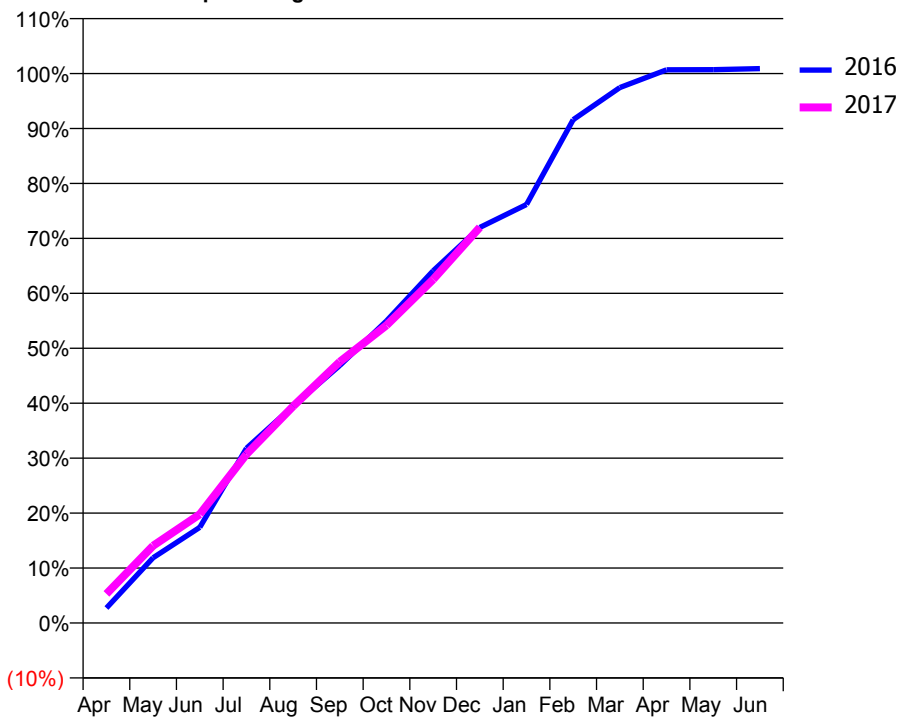
### ACCESS\*

Patients seen in 24 months	Total	Change since previous quarter
Quarter ending December 2015	7,710	
Quarter ending March 2016	8,596	↑
Quarter ending June 2016	9,311	↑
Quarter ending September 2016	9,852	↑
Quarter ending December 2016	10,084	↑
<b>Variance since December 2015</b>	<b>30.8%</b>	<b>↑</b>



### ACTIVITY

Cumulative percentage of contracted UDA delivered 2016 & 2017



Month	Adjusted Scheduled Activity (UDA)	
	2016	2017
April	752	1,461
May	3,267	3,864
June	4,787	5,440
July	8,746	8,445
August	10,860	10,846
September	12,888	13,076
October	15,118	14,893
November	17,623	17,194
December	19,796	19,803
January	20,940	
February	25,183	
March	26,794	
April	27,681	
May	27,684	
June	27,737	

### QUALITY

	Quantity	Base Number	Contract	AT	Region	England
% of FP17s for the same patient ID Re-attending within 3 months - Children	193	2,179	8.9%	10.4%	13.4%	12.4%
% of FP17s for the same patient ID Re-attending within 3 months - Adults	876	6,397	13.7%	13.7%	17.3%	16.6%
% of FP17s for the same patient ID Re-attending between 3 & 9 months - Children	626	2,179	28.7%	62.8%	58.9%	57.5%
% of FP17s for the same patient ID Re-attending between 3 & 9 months - Adults	1,902	6,397	29.7%	54.7%	52.5%	50.4%
% of FP17s for Band 1 Urgent Courses	929	8,131	11.4%	7.3%	9.3%	9.1%
% of FP17s Relating to Free Repair or Replacements	52	8,131	0.6%	1.0%	1.0%	0.8%
% of FP17s Relating to Continuations	150	8,131	1.8%	1.3%	1.5%	1.3%
% of Patients satisfied with the dentistry they have received	16	17	94.1%	93.8%	93.1%	92.7%
% of Patients satisfied with the time they had to wait for an appointment	16	17	94.1%	90.6%	89.8%	88.8%

\* This is based on patients treated on this contract for their most recent course of treatment. Figures in italics indicate the base number of FP17s or Patient Questionnaire responses are less than 100. N/A is shown where the base number of responses is less than 10 during the period. % is calculated as Quantity/Base number\*100

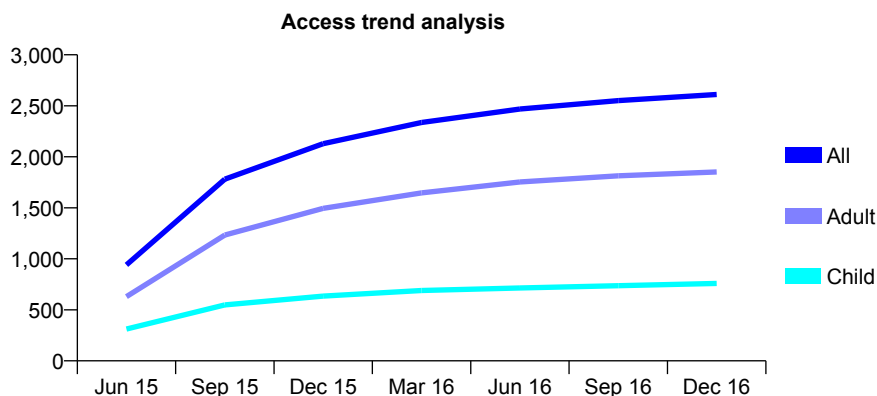
## Q50 - Vital Signs At a Glance Contract Report for 121800/0001 - December 2016

Name or company name	Corner House Surgery
Contract type name	GDS Contract
Purpose of contract	General
Contract start date	01/04/2015
Contract end date	

16/17 Contracted general activity (UDA)	8,038
Carry forward general activity (UDA)	0
16/17 Contracted orthodontic activity (UOA)	0
Carry forward orthodontic activity (UOA)	0
Baseline contract value	£340,114.86

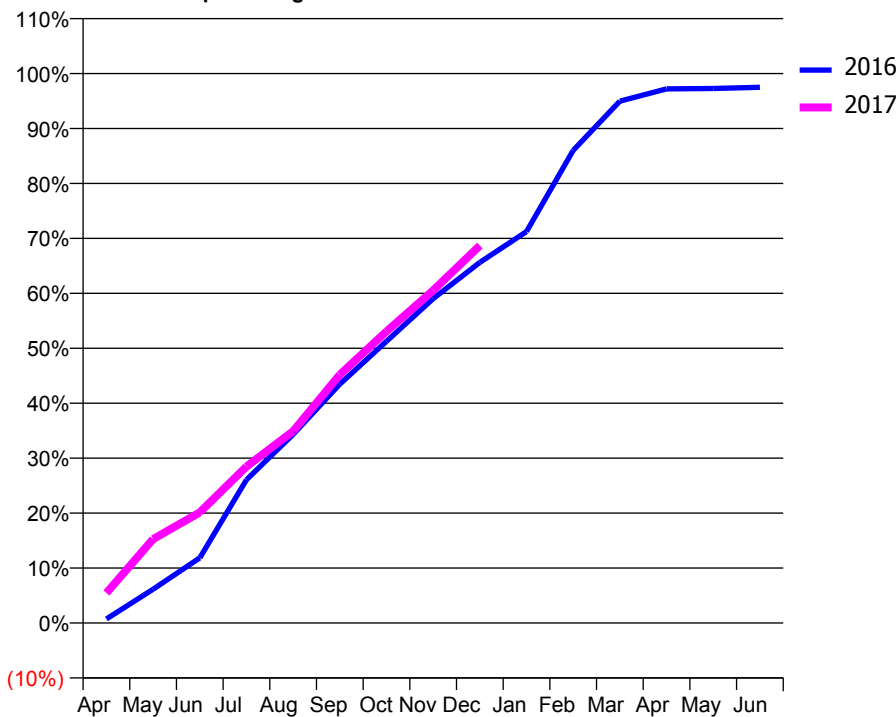
### ACCESS\*

Patients seen in 24 months	Total	Change since previous quarter
Quarter ending December 2015	2,129	
Quarter ending March 2016	2,337	↑
Quarter ending June 2016	2,468	↑
Quarter ending September 2016	2,551	↑
Quarter ending December 2016	2,611	↑
<b>Variance since December 2015</b>	<b>22.6%</b>	<b>↑</b>



### ACTIVITY

**Cumulative percentage of contracted UDA delivered 2016 & 2017**



**Adjusted Scheduled Activity (UDA)**

Month	2016	2017
April	60	439
May	495	1,228
June	953	1,619
July	2,095	2,289
August	2,759	2,805
September	3,495	3,632
October	4,120	4,265
November	4,745	4,866
December	5,276	5,521
January	5,726	
February	6,915	
March	7,633	
April	7,814	
May	7,820	
June	7,836	

### QUALITY

	Quantity	Base Number	Contract	AT	Region	England
% of FP17s for the same patient ID Re-attending within 3 months - Children	90	912	9.9%	10.4%	13.4%	12.4%
% of FP17s for the same patient ID Re-attending within 3 months - Adults	285	2,105	13.5%	13.7%	17.3%	16.6%
% of FP17s for the same patient ID Re-attending between 3 & 9 months - Children	609	912	66.8%	62.8%	58.9%	57.5%
% of FP17s for the same patient ID Re-attending between 3 & 9 months - Adults	1,375	2,105	65.3%	54.7%	52.5%	50.4%
% of FP17s for Band 1 Urgent Courses	182	2,925	6.2%	7.3%	9.3%	9.1%
% of FP17s Relating to Free Repair or Replacements	32	2,925	1.1%	1.0%	1.0%	0.8%
% of FP17s Relating to Continuations	19	2,925	0.6%	1.3%	1.5%	1.3%
% of Patients satisfied with the dentistry they have received	5	5	N/A	93.8%	93.1%	92.7%
% of Patients satisfied with the time they had to wait for an appointment	3	5	N/A	90.6%	89.8%	88.8%

\* This is based on patients treated on this contract for their most recent course of treatment. Figures in italics indicate the base number of FP17s or Patient Questionnaire responses are less than 100. N/A is shown where the base number of responses is less than 10 during the period. % is calculated as Quantity/Base number\*100

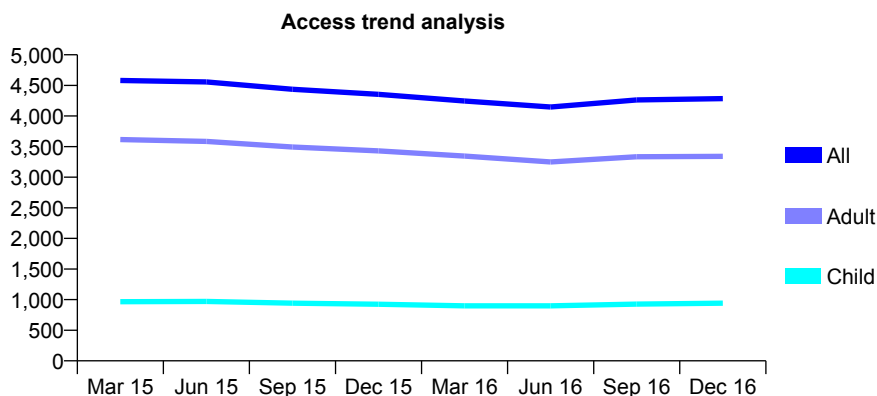
## Q50 - Vital Signs At a Glance Contract Report for 122467/0001 - December 2016

Name or company name	Clifton Gardens Dental Practice
Contract type name	GDS Contract
Purpose of contract	General
Contract start date	01/07/2008
Contract end date	

16/17 Contracted general activity (UDA)	16,902
Carry forward general activity (UDA)	0
16/17 Contracted orthodontic activity (UOA)	0
Carry forward orthodontic activity (UOA)	0
Baseline contract value	£413,407.27

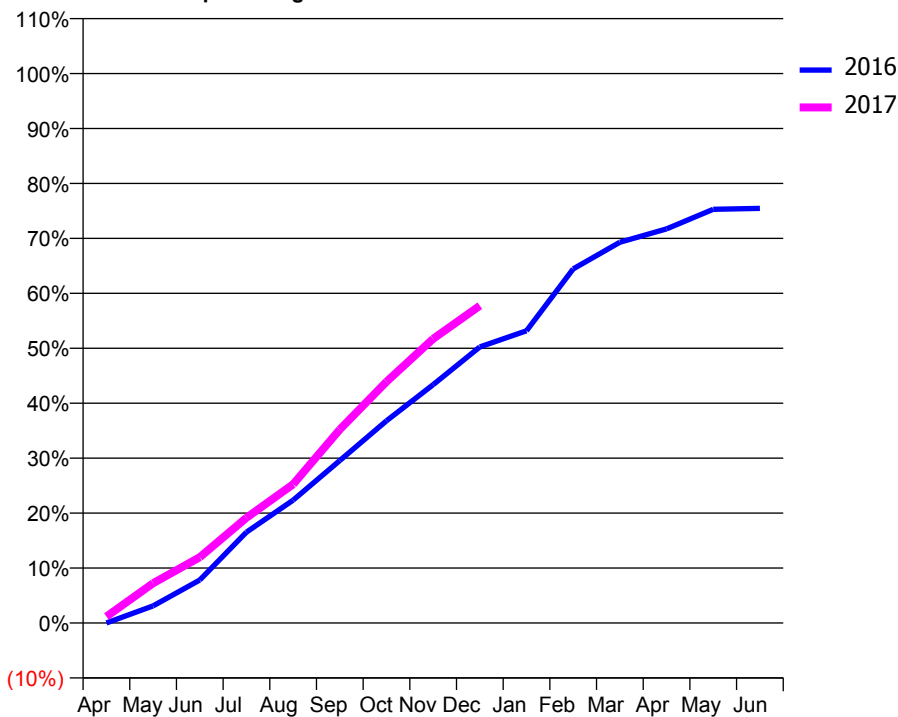
### ACCESS\*

Patients seen in 24 months	Total	Change since previous quarter
Quarter ending December 2015	4,355	
Quarter ending March 2016	4,245	↓
Quarter ending June 2016	4,148	↓
Quarter ending September 2016	4,262	↑
Quarter ending December 2016	4,284	→
<b>Variance since December 2015</b>	<b>(1.6%)</b>	<b>↓</b>



### ACTIVITY

Cumulative percentage of contracted UDA delivered 2016 & 2017



Month	Adjusted Scheduled Activity (UDA)	
	2016	2017
April	0	199
May	526	1,223
June	1,323	2,026
July	2,795	3,240
August	3,780	4,270
September	4,996	5,955
October	6,220	7,420
November	7,331	8,743
December	8,494	9,762
January	8,991	
February	10,894	
March	11,710	
April	12,122	
May	12,725	
June	12,755	

### QUALITY

	Quantity	Base Number	Contract	AT	Region	England
% of FP17s for the same patient ID Re-attending within 3 months - Children	60	953	6.3%	10.4%	13.4%	12.4%
% of FP17s for the same patient ID Re-attending within 3 months - Adults	347	3,339	10.4%	13.7%	17.3%	16.6%
% of FP17s for the same patient ID Re-attending between 3 & 9 months - Children	554	953	58.1%	62.8%	58.9%	57.5%
% of FP17s for the same patient ID Re-attending between 3 & 9 months - Adults	2,058	3,339	61.6%	54.7%	52.5%	50.4%
% of FP17s for Band 1 Urgent Courses	283	3,902	7.3%	7.3%	9.3%	9.1%
% of FP17s Relating to Free Repair or Replacements	16	3,902	0.4%	1.0%	1.0%	0.8%
% of FP17s Relating to Continuations	40	3,902	1.0%	1.3%	1.5%	1.3%
% of Patients satisfied with the dentistry they have received	2	2	N/A	93.8%	93.1%	92.7%
% of Patients satisfied with the time they had to wait for an appointment	2	2	N/A	90.6%	89.8%	88.8%

\* This is based on patients treated on this contract for their most recent course of treatment. Figures in italics indicate the base number of FP17s or Patient Questionnaire responses are less than 100. N/A is shown where the base number of responses is less than 10 during the period. % is calculated as Quantity/Base number\*100

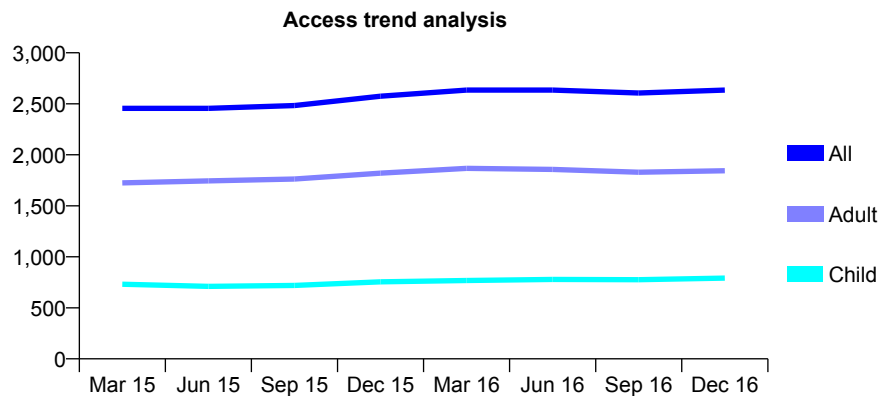
## Q50 - Vital Signs At a Glance Contract Report for 122777/0001 - December 2016

Name or company name	Xeon Smiles UK Ltd
Contract type name	GDS Contract
Purpose of contract	General
Contract start date	01/11/2008
Contract end date	

16/17 Contracted general activity (UDA)	7,261
Carry forward general activity (UDA)	0
16/17 Contracted orthodontic activity (UOA)	0
Carry forward orthodontic activity (UOA)	0
Baseline contract value	£186,222.79

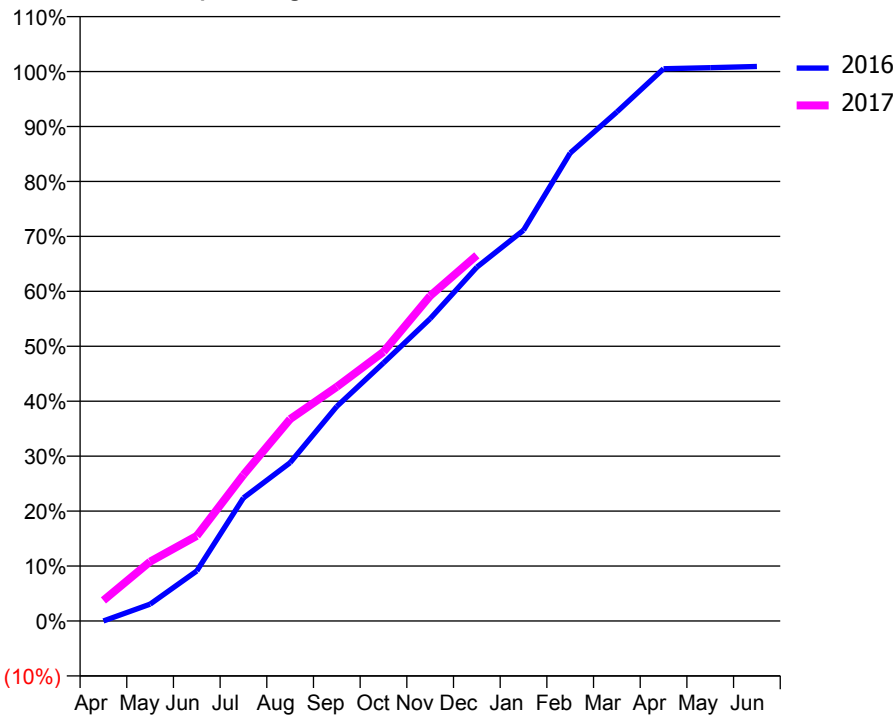
### ACCESS\*

Patients seen in 24 months	Total	Change since previous quarter
Quarter ending December 2015	2,575	
Quarter ending March 2016	2,635	↑
Quarter ending June 2016	2,635	→
Quarter ending September 2016	2,606	↓
Quarter ending December 2016	2,635	→
<b>Variance since December 2015</b>	<b>2.3%</b>	<b>↑</b>



### ACTIVITY

Cumulative percentage of contracted UDA delivered 2016 & 2017



Month	Adjusted Scheduled Activity (UDA)	
	2016	2017
April	0	272
May	222	784
June	661	1,125
July	1,627	1,932
August	2,092	2,669
September	2,837	3,095
October	3,411	3,557
November	3,995	4,297
December	4,675	4,832
January	5,163	
February	6,184	
March	6,727	
April	7,297	
May	7,312	
June	7,327	

### QUALITY

	Quantity	Base Number	Contract	AT	Region	England
% of FP17s for the same patient ID Re-attending within 3 months - Children	106	966	11.0%	10.4%	13.4%	12.4%
% of FP17s for the same patient ID Re-attending within 3 months - Adults	295	1,974	14.9%	13.7%	17.3%	16.6%
% of FP17s for the same patient ID Re-attending between 3 & 9 months - Children	572	966	59.2%	62.8%	58.9%	57.5%
% of FP17s for the same patient ID Re-attending between 3 & 9 months - Adults	1,219	1,974	61.8%	54.7%	52.5%	50.4%
% of FP17s for Band 1 Urgent Courses	176	2,660	6.6%	7.3%	9.3%	9.1%
% of FP17s Relating to Free Repair or Replacements	54	2,660	2.0%	1.0%	1.0%	0.8%
% of FP17s Relating to Continuations	14	2,660	0.5%	1.3%	1.5%	1.3%
% of Patients satisfied with the dentistry they have received	8	8	N/A	93.8%	93.1%	92.7%
% of Patients satisfied with the time they had to wait for an appointment	7	8	N/A	90.6%	89.8%	88.8%

\* This is based on patients treated on this contract for their most recent course of treatment. Figures in italics indicate the base number of FP17s or Patient Questionnaire responses are less than 100. N/A is shown where the base number of responses is less than 10 during the period. % is calculated as Quantity/Base number\*100



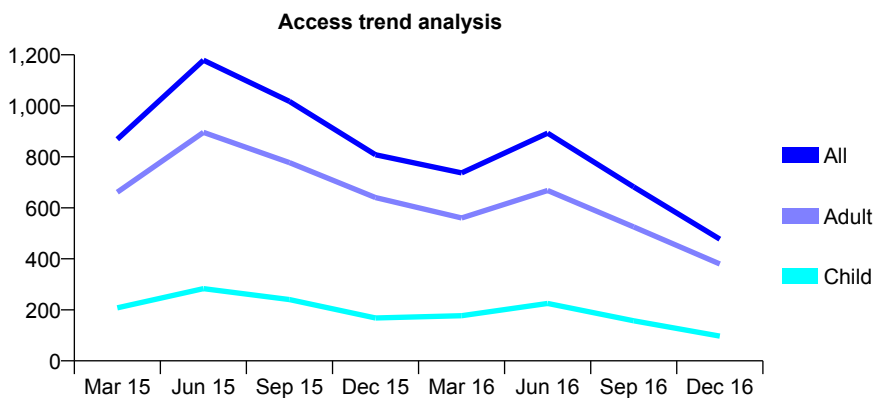
## Q50 - Vital Signs At a Glance Contract Report for 124451/0001 - December 2016

Name or company name	MARKET LANE DENTAL CARE
Contract type name	GDS Contract
Purpose of contract	General
Contract start date	01/10/2013
Contract end date	

16/17 Contracted general activity (UDA)	4,700
Carry forward general activity (UDA)	0
16/17 Contracted orthodontic activity (UOA)	0
Carry forward orthodontic activity (UOA)	0
Baseline contract value	£106,874.11

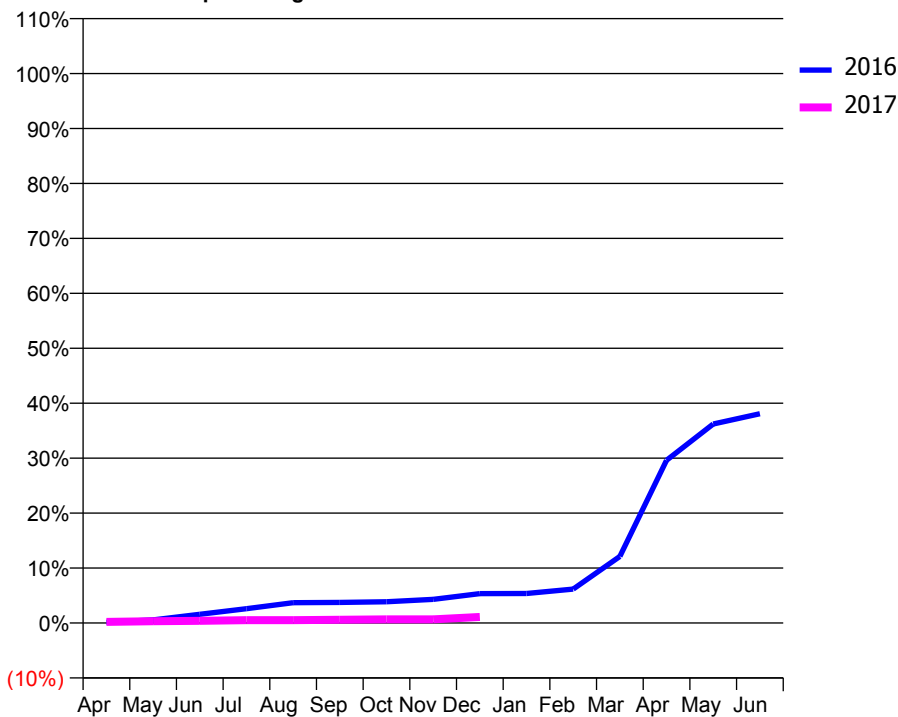
### ACCESS\*

Patients seen in 24 months	Total	Change since previous quarter
Quarter ending December 2015	808	
Quarter ending March 2016	737	↓
Quarter ending June 2016	893	↑
Quarter ending September 2016	682	↓
Quarter ending December 2016	477	↓
<b>Variance since December 2015</b>	<b>(41.0%)</b>	<b>↓</b>



### ACTIVITY

Cumulative percentage of contracted UDA delivered 2016 & 2017



Adjusted Scheduled Activity (UDA)

Month	2016	2017
April	6	10
May	27	15
June	75	19
July	123	25
August	174	25
September	176	28
October	182	32
November	202	32
December	251	52
January	252	
February	290	
March	570	
April	1,392	
May	1,702	
June	1,790	

### QUALITY

	Quantity	Base Number	Contract	AT	Region	England
% of FP17s for the same patient ID Re-attending within 3 months - Children	4	126	3.2%	10.4%	13.4%	12.4%
% of FP17s for the same patient ID Re-attending within 3 months - Adults	7	388	1.8%	13.7%	17.3%	16.6%
% of FP17s for the same patient ID Re-attending between 3 & 9 months - Children	1	126	0.8%	62.8%	58.9%	57.5%
% of FP17s for the same patient ID Re-attending between 3 & 9 months - Adults	6	388	1.5%	54.7%	52.5%	50.4%
% of FP17s for Band 1 Urgent Courses	12	26	46.2%	7.3%	9.3%	9.1%
% of FP17s Relating to Free Repair or Replacements	2	26	7.7%	1.0%	1.0%	0.8%
% of FP17s Relating to Continuations	1	26	3.8%	1.3%	1.5%	1.3%
% of Patients satisfied with the dentistry they have received	0	0	N/A	93.8%	93.1%	92.7%
% of Patients satisfied with the time they had to wait for an appointment	0	0	N/A	90.6%	89.8%	88.8%

\* This is based on patients treated on this contract for their most recent course of treatment. Figures in italics indicate the base number of FP17s or Patient Questionnaire responses are less than 100. N/A is shown where the base number of responses is less than 10 during the period. % is calculated as Quantity/Base number\*100

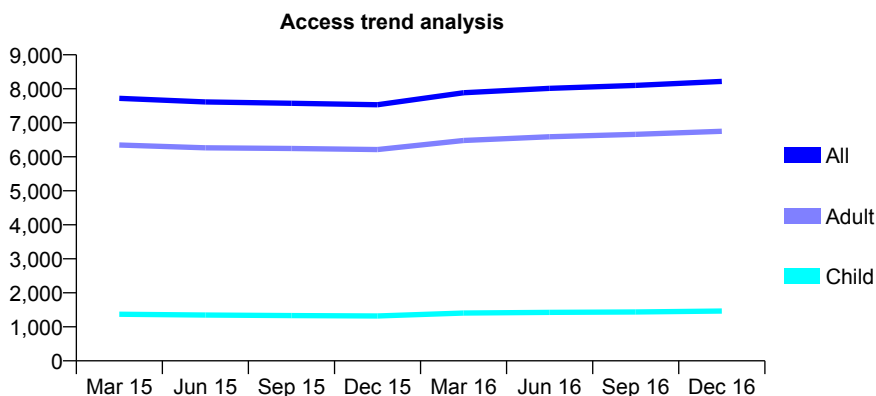
## Q50 - Vital Signs At a Glance Contract Report for 125695/0001 - December 2016

Name or company name	Denbond Ltd
Contract type name	GDS Contract
Purpose of contract	General
Contract start date	22/03/2012
Contract end date	

16/17 Contracted general activity (UDA)	26,352
Carry forward general activity (UDA)	0
16/17 Contracted orthodontic activity (UOA)	0
Carry forward orthodontic activity (UOA)	0
Baseline contract value	£789,715.30

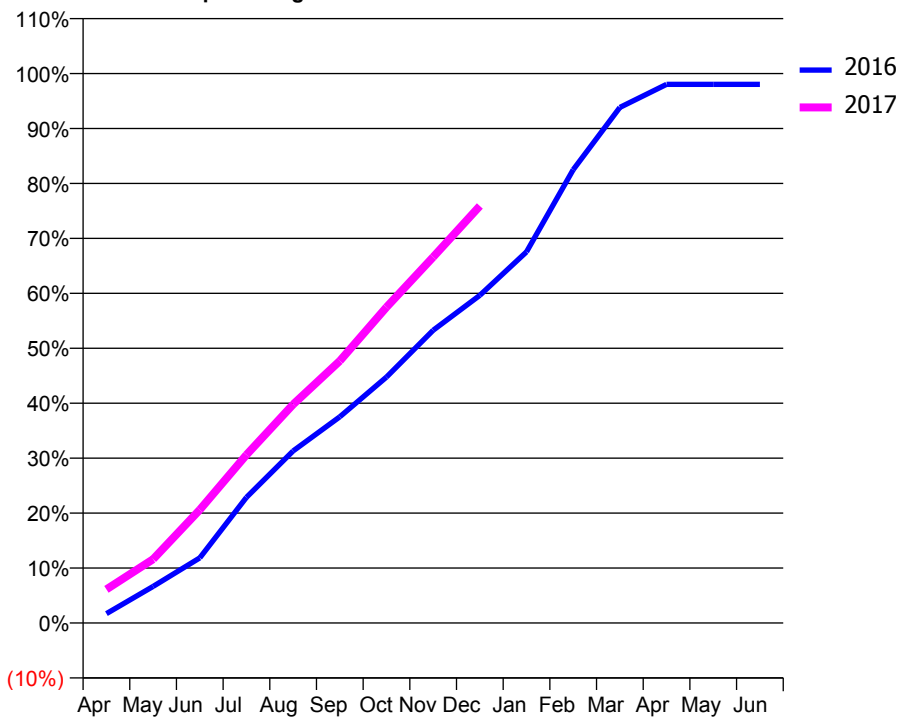
### ACCESS\*

Patients seen in 24 months	Total	Change since previous quarter
Quarter ending December 2015	7,531	
Quarter ending March 2016	7,886	↑
Quarter ending June 2016	8,013	→
Quarter ending September 2016	8,101	→
Quarter ending December 2016	8,217	→
<b>Variance since December 2015</b>	<b>9.1%</b>	<b>↑</b>



### ACTIVITY

Cumulative percentage of contracted UDA delivered 2016 & 2017



Month	Adjusted Scheduled Activity (UDA)	
	2016	2017
April	449	1,612
May	1,754	3,061
June	3,122	5,432
July	6,027	8,066
August	8,250	10,485
September	9,889	12,570
October	11,792	15,149
November	14,043	17,553
December	15,716	20,000
January	17,803	
February	21,738	
March	24,724	
April	25,835	
May	25,830	
June	25,832	

### QUALITY

	Quantity	Base Number	Contract	AT	Region	England
% of FP17s for the same patient ID Re-attending within 3 months - Children	120	1,838	6.5%	10.4%	13.4%	12.4%
% of FP17s for the same patient ID Re-attending within 3 months - Adults	1,031	7,935	13.0%	13.7%	17.3%	16.6%
% of FP17s for the same patient ID Re-attending between 3 & 9 months - Children	1,240	1,838	67.5%	62.8%	58.9%	57.5%
% of FP17s for the same patient ID Re-attending between 3 & 9 months - Adults	5,016	7,935	63.2%	54.7%	52.5%	50.4%
% of FP17s for Band 1 Urgent Courses	534	9,281	5.8%	7.3%	9.3%	9.1%
% of FP17s Relating to Free Repair or Replacements	64	9,281	0.7%	1.0%	1.0%	0.8%
% of FP17s Relating to Continuations	173	9,281	1.9%	1.3%	1.5%	1.3%
% of Patients satisfied with the dentistry they have received	38	43	88.4%	93.8%	93.1%	92.7%
% of Patients satisfied with the time they had to wait for an appointment	39	43	90.7%	90.6%	89.8%	88.8%

\* This is based on patients treated on this contract for their most recent course of treatment. Figures in italics indicate the base number of FP17s or Patient Questionnaire responses are less than 100. N/A is shown where the base number of responses is less than 10 during the period. % is calculated as Quantity/Base number\*100

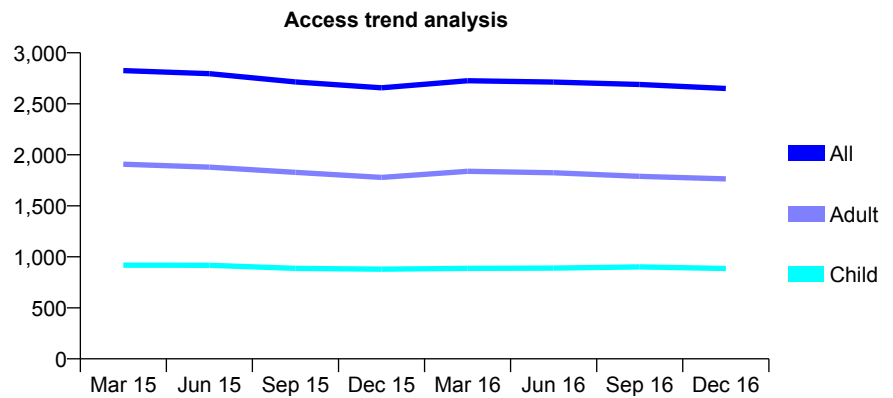
## Q50 - Vital Signs At a Glance Contract Report for 125717/0001 - December 2016

Name or company name	Andrew Jones Dental Practice Ltd
Contract type name	GDS Contract
Purpose of contract	General and Orthodontic
Contract start date	01/04/2008
Contract end date	

16/17 Contracted general activity (UDA)	5,433
Carry forward general activity (UDA)	0
16/17 Contracted orthodontic activity (UOA)	42
Carry forward orthodontic activity (UOA)	0
Baseline contract value	£149,065.42

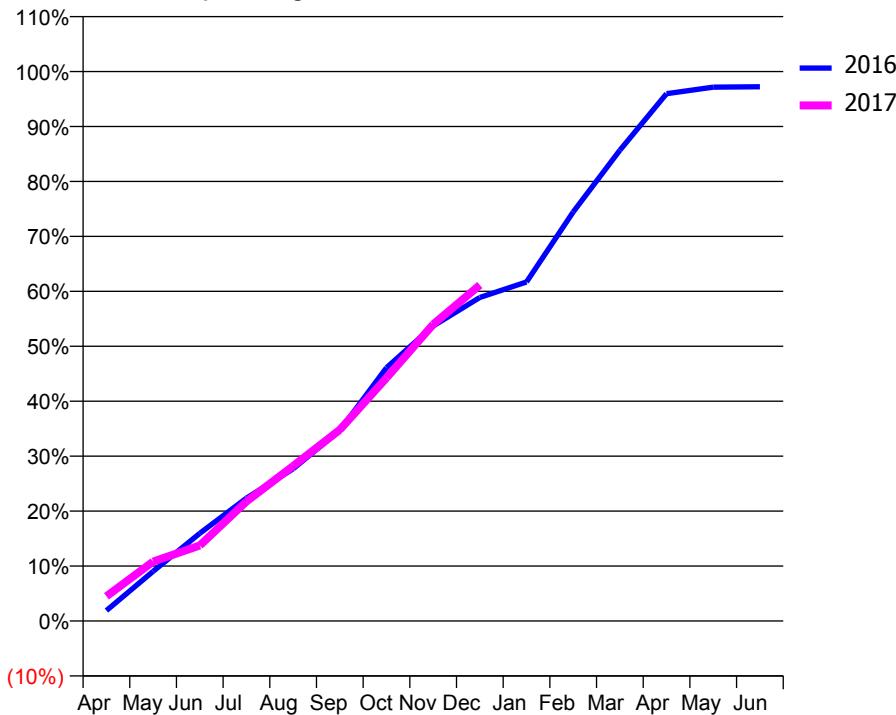
### ACCESS\*

Patients seen in 24 months	Total	Change since previous quarter
Quarter ending December 2015	2,657	
Quarter ending March 2016	2,726	↑
Quarter ending June 2016	2,713	→
Quarter ending September 2016	2,690	→
Quarter ending December 2016	2,650	↓
<b>Variance since December 2015</b>	<b>(0.3%)</b>	→



### ACTIVITY

Cumulative percentage of contracted UDA delivered 2016 & 2017



Month	Adjusted Scheduled Activity (UDA)	
	2016	2017
April	103	245
May	491	588
June	867	747
July	1,215	1,182
August	1,504	1,532
September	1,885	1,892
October	2,505	2,404
November	2,917	2,933
December	3,199	3,321
January	3,353	
February	4,044	
March	4,655	
April	5,214	
May	5,279	
June	5,282	

### QUALITY

	Quantity	Base Number	Contract	AT	Region	England
% of FP17s for the same patient ID Re-attending within 3 months - Children	83	1,094	7.6%	10.4%	13.4%	12.4%
% of FP17s for the same patient ID Re-attending within 3 months - Adults	220	1,654	13.3%	13.7%	17.3%	16.6%
% of FP17s for the same patient ID Re-attending between 3 & 9 months - Children	761	1,094	69.6%	62.8%	58.9%	57.5%
% of FP17s for the same patient ID Re-attending between 3 & 9 months - Adults	980	1,654	59.3%	54.7%	52.5%	50.4%
% of FP17s for Band 1 Urgent Courses	106	1,683	6.3%	7.3%	9.3%	9.1%
% of FP17s Relating to Free Repair or Replacements	16	1,683	1.0%	1.0%	1.0%	0.8%
% of FP17s Relating to Continuations	5	1,683	0.3%	1.3%	1.5%	1.3%
% of Patients satisfied with the dentistry they have received	14	15	93.3%	93.8%	93.1%	92.7%
% of Patients satisfied with the time they had to wait for an appointment	14	15	93.3%	90.6%	89.8%	88.8%

\* This is based on patients treated on this contract for their most recent course of treatment. Figures in italics indicate the base number of FP17s or Patient Questionnaire responses are less than 100. N/A is shown where the base number of responses is less than 10 during the period. % is calculated as Quantity/Base number\*100

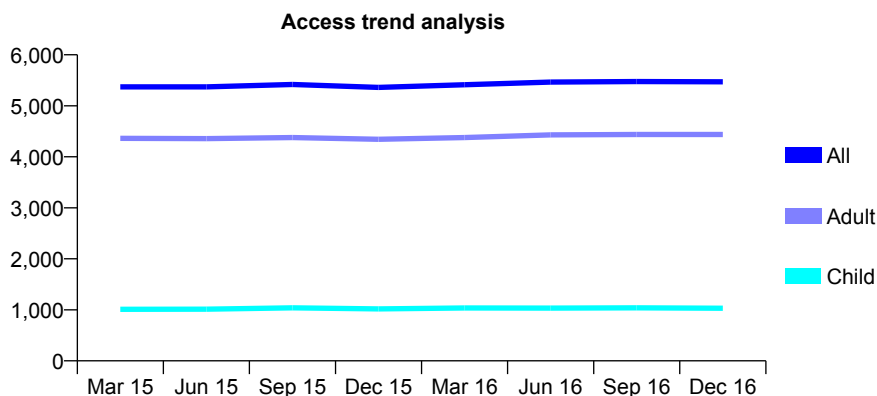
## Q50 - Vital Signs At a Glance Contract Report for 126012/0001 - December 2016

Name or company name	Alpha Dental Dales
Contract type name	GDS Contract
Purpose of contract	General
Contract start date	21/10/2009
Contract end date	

16/17 Contracted general activity (UDA)	16,000
Carry forward general activity (UDA)	0
16/17 Contracted orthodontic activity (UOA)	0
Carry forward orthodontic activity (UOA)	0
Baseline contract value	£549,115.09

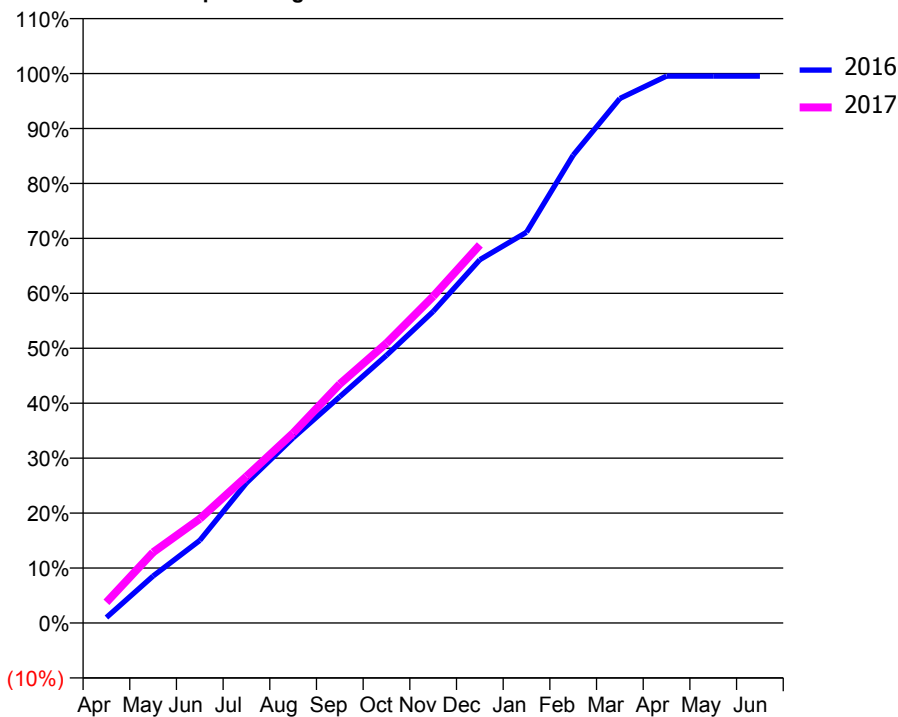
### ACCESS\*

Patients seen in 24 months	Total	Change since previous quarter
Quarter ending December 2015	5,361	
Quarter ending March 2016	5,413	→
Quarter ending June 2016	5,465	→
Quarter ending September 2016	5,476	→
Quarter ending December 2016	5,470	→
<b>Variance since December 2015</b>	<b>2.0%</b>	<b>↑</b>



### ACTIVITY

Cumulative percentage of contracted UDA delivered 2016 & 2017



### QUALITY

	Quantity	Base Number	Contract	AT	Region	England
% of FP17s for the same patient ID Re-attending within 3 months - Children	81	1,240	6.5%	10.4%	13.4%	12.4%
% of FP17s for the same patient ID Re-attending within 3 months - Adults	551	4,740	11.6%	13.7%	17.3%	16.6%
% of FP17s for the same patient ID Re-attending between 3 & 9 months - Children	880	1,240	71.0%	62.8%	58.9%	57.5%
% of FP17s for the same patient ID Re-attending between 3 & 9 months - Adults	2,890	4,740	61.0%	54.7%	52.5%	50.4%
% of FP17s for Band 1 Urgent Courses	298	5,325	5.6%	7.3%	9.3%	9.1%
% of FP17s Relating to Free Repair or Replacements	61	5,325	1.1%	1.0%	1.0%	0.8%
% of FP17s Relating to Continuations	79	5,325	1.5%	1.3%	1.5%	1.3%
% of Patients satisfied with the dentistry they have received	16	19	84.2%	93.8%	93.1%	92.7%
% of Patients satisfied with the time they had to wait for an appointment	15	19	78.9%	90.6%	89.8%	88.8%

\* This is based on patients treated on this contract for their most recent course of treatment. Figures in italics indicate the base number of FP17s or Patient Questionnaire responses are less than 100. N/A is shown where the base number of responses is less than 10 during the period. % is calculated as Quantity/Base number\*100

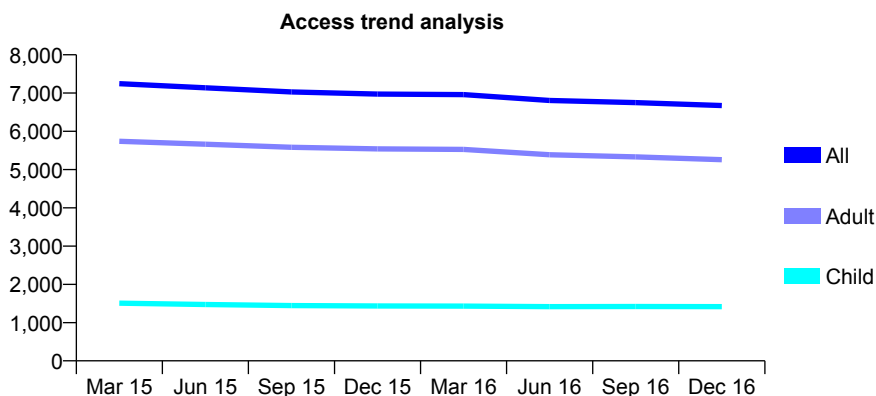
## Q50 - Vital Signs At a Glance Contract Report for 126772/0002 - December 2016

Name or company name	Alpha Dental Studio Northallerton
Contract type name	GDS Contract
Purpose of contract	General
Contract start date	01/05/2009
Contract end date	

16/17 Contracted general activity (UDA)	21,000
Carry forward general activity (UDA)	0
16/17 Contracted orthodontic activity (UOA)	0
Carry forward orthodontic activity (UOA)	0
Baseline contract value	£596,840.95

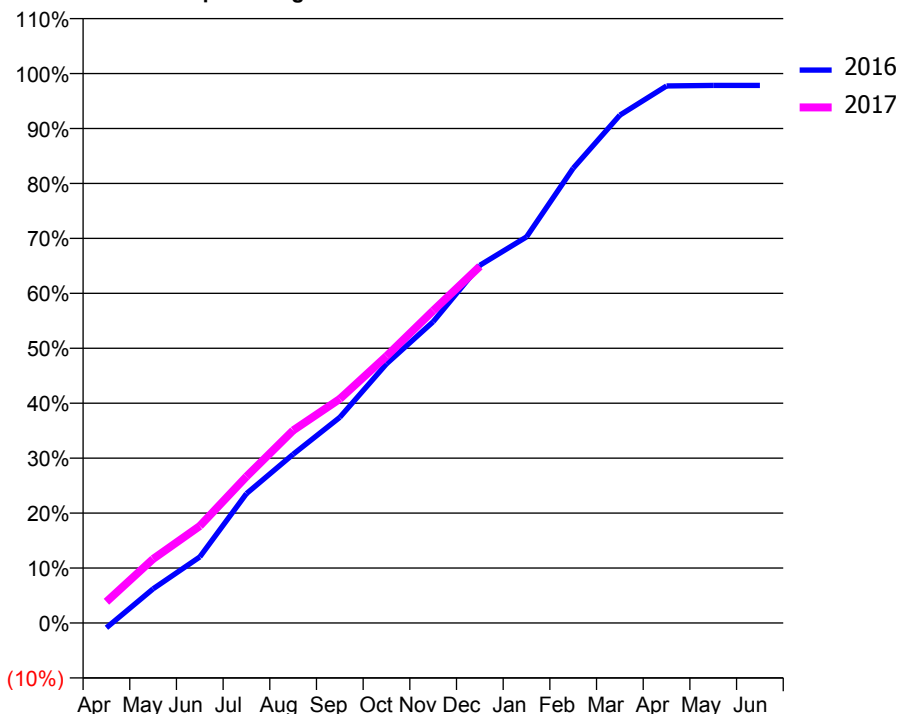
### ACCESS\*

Patients seen in 24 months	Total	Change since previous quarter
Quarter ending December 2015	6,975	
Quarter ending March 2016	6,958	→
Quarter ending June 2016	6,805	↓
Quarter ending September 2016	6,750	→
Quarter ending December 2016	6,675	↓
<b>Variance since December 2015</b>	<b>(4.3%)</b>	<b>↓</b>



### ACTIVITY

Cumulative percentage of contracted UDA delivered 2016 & 2017



Month	Adjusted Scheduled Activity (UDA)	
	2016	2017
April	-185	811
May	1,305	2,450
June	2,524	3,707
July	4,946	5,596
August	6,450	7,362
September	7,859	8,562
October	9,905	10,202
November	11,514	11,940
December	13,669	13,629
January	14,756	
February	17,380	
March	19,411	
April	20,524	
May	20,544	
June	20,544	

### QUALITY

	Quantity	Base Number	Contract	AT	Region	England
% of FP17s for the same patient ID Re-attending within 3 months - Children	89	1,465	6.1%	10.4%	13.4%	12.4%
% of FP17s for the same patient ID Re-attending within 3 months - Adults	593	5,192	11.4%	13.7%	17.3%	16.6%
% of FP17s for the same patient ID Re-attending between 3 & 9 months - Children	832	1,465	56.8%	62.8%	58.9%	57.5%
% of FP17s for the same patient ID Re-attending between 3 & 9 months - Adults	3,113	5,192	60.0%	54.7%	52.5%	50.4%
% of FP17s for Band 1 Urgent Courses	211	6,010	3.5%	7.3%	9.3%	9.1%
% of FP17s Relating to Free Repair or Replacements	81	6,010	1.3%	1.0%	1.0%	0.8%
% of FP17s Relating to Continuations	128	6,010	2.1%	1.3%	1.5%	1.3%
% of Patients satisfied with the dentistry they have received	16	16	100.0%	93.8%	93.1%	92.7%
% of Patients satisfied with the time they had to wait for an appointment	14	16	87.5%	90.6%	89.8%	88.8%

\* This is based on patients treated on this contract for their most recent course of treatment. Figures in italics indicate the base number of FP17s or Patient Questionnaire responses are less than 100. N/A is shown where the base number of responses is less than 10 during the period. % is calculated as Quantity/Base number\*100

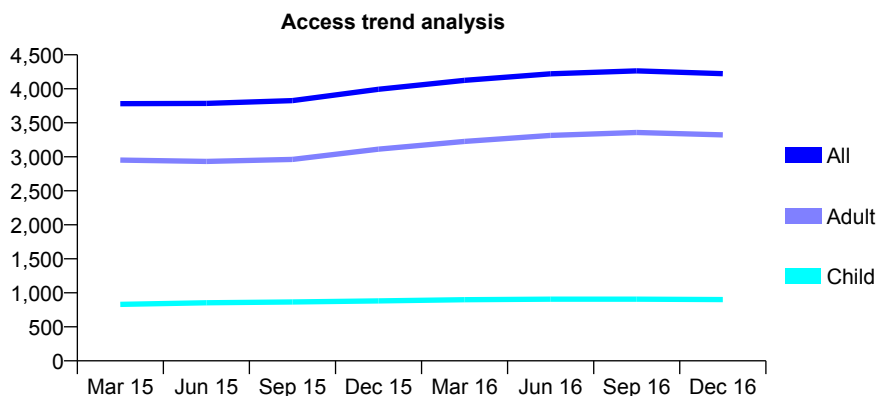
## Q50 - Vital Signs At a Glance Contract Report for 130060/0001 - December 2016

Name or company name	Lion House Dental Practice Ltd
Contract type name	GDS Contract
Purpose of contract	General
Contract start date	01/02/2013
Contract end date	

16/17 Contracted general activity (UDA)	11,420
Carry forward general activity (UDA)	0
16/17 Contracted orthodontic activity (UOA)	0
Carry forward orthodontic activity (UOA)	0
Baseline contract value	£312,531.98

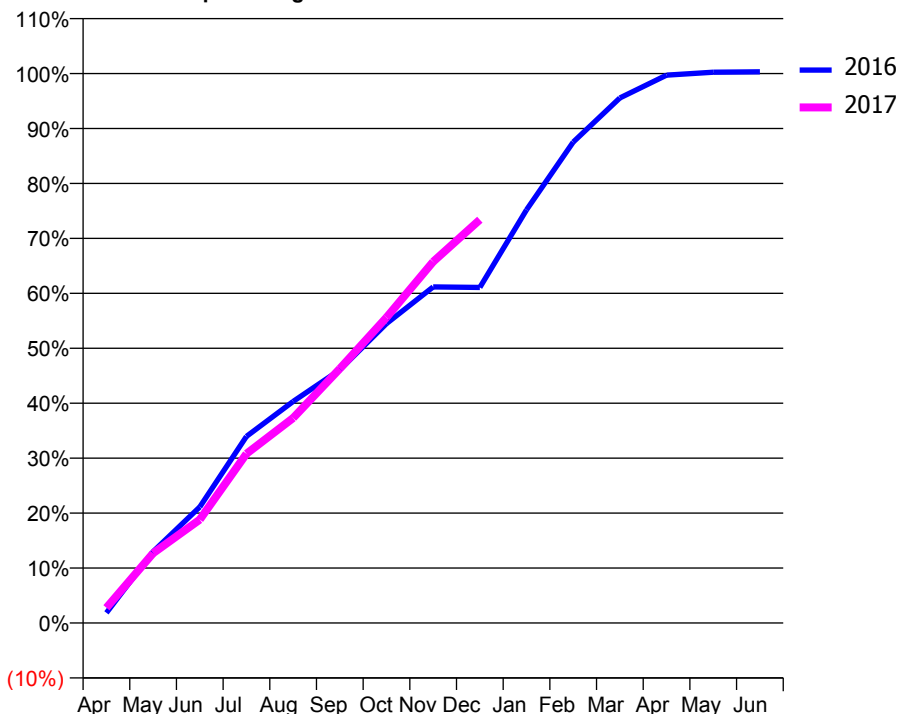
### ACCESS\*

Patients seen in 24 months	Total	Change since previous quarter
Quarter ending December 2015	3,994	
Quarter ending March 2016	4,125	↑
Quarter ending June 2016	4,221	↑
Quarter ending September 2016	4,263	→
Quarter ending December 2016	4,223	→
<b>Variance since December 2015</b>	<b>5.7%</b>	<b>↑</b>



### ACTIVITY

Cumulative percentage of contracted UDA delivered 2016 & 2017



Month	Adjusted Scheduled Activity (UDA)	
	2016	2017
April	212	318
May	1,483	1,452
June	2,413	2,150
July	3,877	3,518
August	4,606	4,262
September	5,261	5,285
October	6,223	6,351
November	6,984	7,508
December	6,975	8,382
January	8,586	
February	9,995	
March	10,911	
April	11,385	
May	11,448	
June	11,455	

### QUALITY

	Quantity	Base Number	Contract	AT	Region	England
% of FP17s for the same patient ID Re-attending within 3 months - Children	102	1,080	9.4%	10.4%	13.4%	12.4%
% of FP17s for the same patient ID Re-attending within 3 months - Adults	1,072	4,018	26.7%	13.7%	17.3%	16.6%
% of FP17s for the same patient ID Re-attending between 3 & 9 months - Children	615	1,080	56.9%	62.8%	58.9%	57.5%
% of FP17s for the same patient ID Re-attending between 3 & 9 months - Adults	2,032	4,018	50.6%	54.7%	52.5%	50.4%
% of FP17s for Band 1 Urgent Courses	601	4,139	14.5%	7.3%	9.3%	9.1%
% of FP17s Relating to Free Repair or Replacements	69	4,139	1.7%	1.0%	1.0%	0.8%
% of FP17s Relating to Continuations	55	4,139	1.3%	1.3%	1.5%	1.3%
% of Patients satisfied with the dentistry they have received	15	16	93.8%	93.8%	93.1%	92.7%
% of Patients satisfied with the time they had to wait for an appointment	14	16	87.5%	90.6%	89.8%	88.8%

\* This is based on patients treated on this contract for their most recent course of treatment. Figures in italics indicate the base number of FP17s or Patient Questionnaire responses are less than 100. N/A is shown where the base number of responses is less than 10 during the period. % is calculated as Quantity/Base number\*100

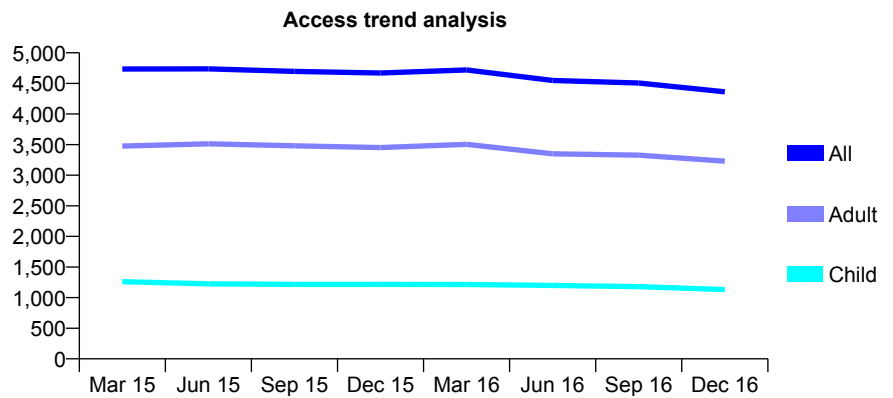
## Q50 - Vital Signs At a Glance Contract Report for 131520/0001 - December 2016

Name or company name	Dentaris Limited
Contract type name	GDS Contract
Purpose of contract	General
Contract start date	01/04/2008
Contract end date	

16/17 Contracted general activity (UDA)	13,500
Carry forward general activity (UDA)	0
16/17 Contracted orthodontic activity (UOA)	0
Carry forward orthodontic activity (UOA)	0
Baseline contract value	£353,453.30

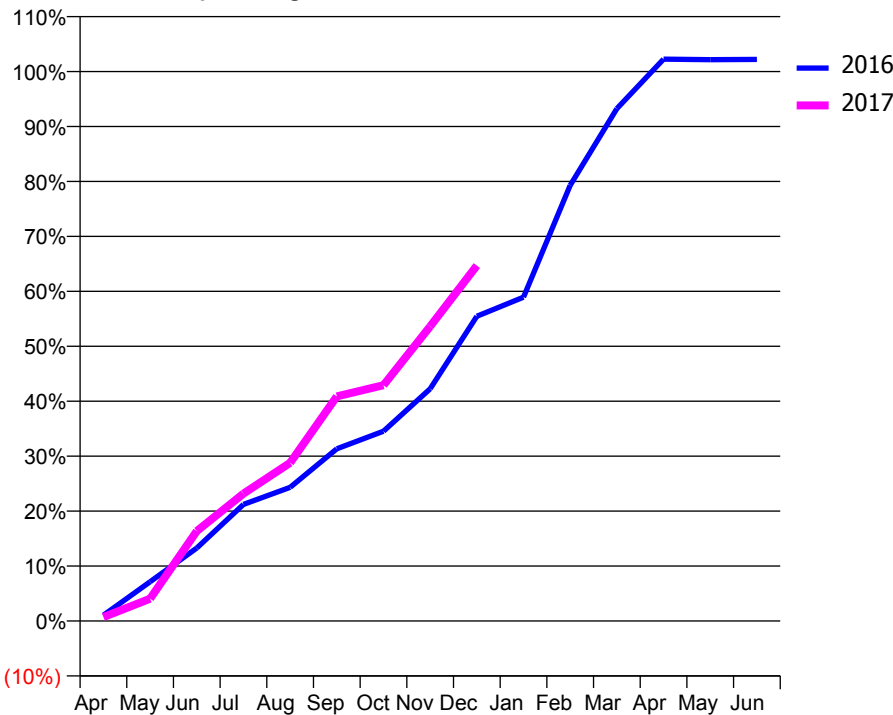
### ACCESS\*

Patients seen in 24 months	Total	Change since previous quarter
Quarter ending December 2015	4,669	
Quarter ending March 2016	4,719	→
Quarter ending June 2016	4,549	↓
Quarter ending September 2016	4,507	→
Quarter ending December 2016	4,362	↓
<b>Variance since December 2015</b>	<b>(6.6%)</b>	<b>↓</b>



### ACTIVITY

Cumulative percentage of contracted UDA delivered 2016 & 2017



Month	Adjusted Scheduled Activity (UDA)	
	2016	2017
April	144	98
May	964	550
June	1,795	2,210
July	2,864	3,130
August	3,284	3,889
September	4,231	5,518
October	4,663	5,793
November	5,706	7,240
December	7,487	8,734
January	7,956	
February	10,706	
March	12,589	
April	13,803	
May	13,790	
June	13,797	

### QUALITY

	Quantity	Base Number	Contract	AT	Region	England
% of FP17s for the same patient ID Re-attending within 3 months - Children	60	1,065	5.6%	10.4%	13.4%	12.4%
% of FP17s for the same patient ID Re-attending within 3 months - Adults	285	2,746	10.4%	13.7%	17.3%	16.6%
% of FP17s for the same patient ID Re-attending between 3 & 9 months - Children	575	1,065	54.0%	62.8%	58.9%	57.5%
% of FP17s for the same patient ID Re-attending between 3 & 9 months - Adults	1,484	2,746	54.0%	54.7%	52.5%	50.4%
% of FP17s for Band 1 Urgent Courses	93	3,441	2.7%	7.3%	9.3%	9.1%
% of FP17s Relating to Free Repair or Replacements	25	3,441	0.7%	1.0%	1.0%	0.8%
% of FP17s Relating to Continuations	13	3,441	0.4%	1.3%	1.5%	1.3%
% of Patients satisfied with the dentistry they have received	9	9	N/A	93.8%	93.1%	92.7%
% of Patients satisfied with the time they had to wait for an appointment	8	9	N/A	90.6%	89.8%	88.8%

\* This is based on patients treated on this contract for their most recent course of treatment. Figures in italics indicate the base number of FP17s or Patient Questionnaire responses are less than 100. N/A is shown where the base number of responses is less than 10 during the period. % is calculated as Quantity/Base number\*100



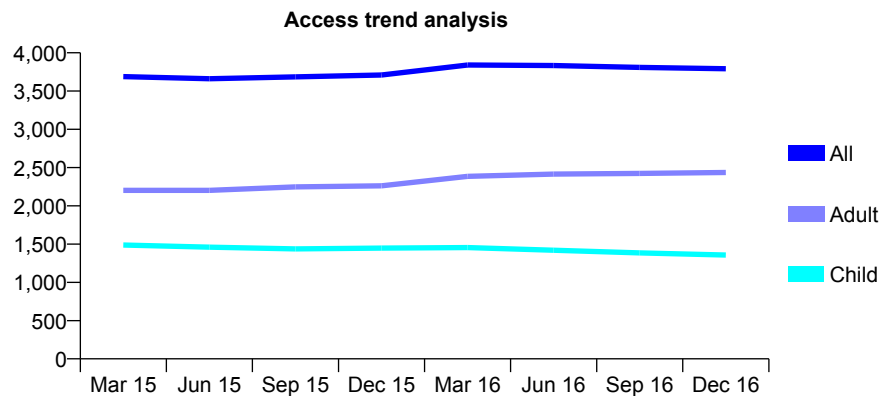
## Q50 - Vital Signs At a Glance Contract Report for 132667/0001 - December 2016

Name or company name	Barton Dental Care Limited
Contract type name	GDS Contract
Purpose of contract	General and Orthodontic
Contract start date	01/04/2011
Contract end date	

16/17 Contracted general activity (UDA)	9,295
Carry forward general activity (UDA)	0
16/17 Contracted orthodontic activity (UOA)	548
Carry forward orthodontic activity (UOA)	0
Baseline contract value	£325,369.91

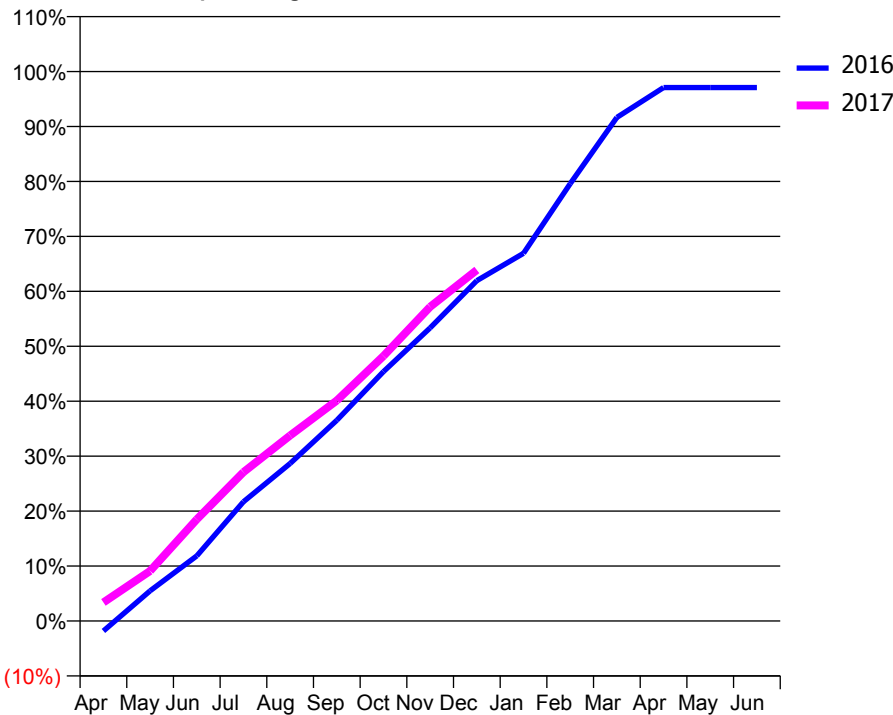
### ACCESS\*

Patients seen in 24 months	Total	Change since previous quarter
Quarter ending December 2015	3,710	
Quarter ending March 2016	3,840	↑
Quarter ending June 2016	3,834	→
Quarter ending September 2016	3,809	→
Quarter ending December 2016	3,792	→
<b>Variance since December 2015</b>	<b>2.2%</b>	<b>↑</b>



### ACTIVITY

Cumulative percentage of contracted UDA delivered 2016 & 2017



Month	Adjusted Scheduled Activity (UDA)	
	2016	2017
April	-170	315
May	511	848
June	1,102	1,721
July	2,018	2,518
August	2,666	3,139
September	3,396	3,730
October	4,218	4,483
November	4,960	5,316
December	5,758	5,938
January	6,220	
February	7,398	
March	8,519	
April	9,023	
May	9,023	
June	9,023	

### QUALITY

	Quantity	Base Number	Contract	AT	Region	England
% of FP17s for the same patient ID Re-attending within 3 months - Children	101	1,465	6.9%	10.4%	13.4%	12.4%
% of FP17s for the same patient ID Re-attending within 3 months - Adults	368	2,162	17.0%	13.7%	17.3%	16.6%
% of FP17s for the same patient ID Re-attending between 3 & 9 months - Children	1,011	1,465	69.0%	62.8%	58.9%	57.5%
% of FP17s for the same patient ID Re-attending between 3 & 9 months - Adults	927	2,162	42.9%	54.7%	52.5%	50.4%
% of FP17s for Band 1 Urgent Courses	213	3,309	6.4%	7.3%	9.3%	9.1%
% of FP17s Relating to Free Repair or Replacements	0	3,309	0.0%	1.0%	1.0%	0.8%
% of FP17s Relating to Continuations	54	3,309	1.6%	1.3%	1.5%	1.3%
% of Patients satisfied with the dentistry they have received	5	5	N/A	93.8%	93.1%	92.7%
% of Patients satisfied with the time they had to wait for an appointment	5	5	N/A	90.6%	89.8%	88.8%

\* This is based on patients treated on this contract for their most recent course of treatment. Figures in italics indicate the base number of FP17s or Patient Questionnaire responses are less than 100. N/A is shown where the base number of responses is less than 10 during the period. % is calculated as Quantity/Base number\*100

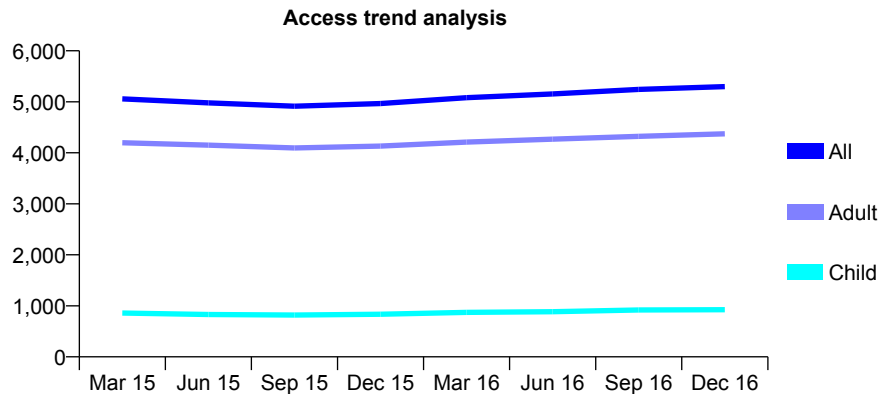
## Q50 - Vital Signs At a Glance Contract Report for 132756/0001 - December 2016

Name or company name	North Marine Road Dental practice Partners
Contract type name	GDS Contract
Purpose of contract	General
Contract start date	30/11/2011
Contract end date	

16/17 Contracted general activity (UDA)	14,442
Carry forward general activity (UDA)	0
16/17 Contracted orthodontic activity (UOA)	0
Carry forward orthodontic activity (UOA)	0
Baseline contract value	£499,810.36

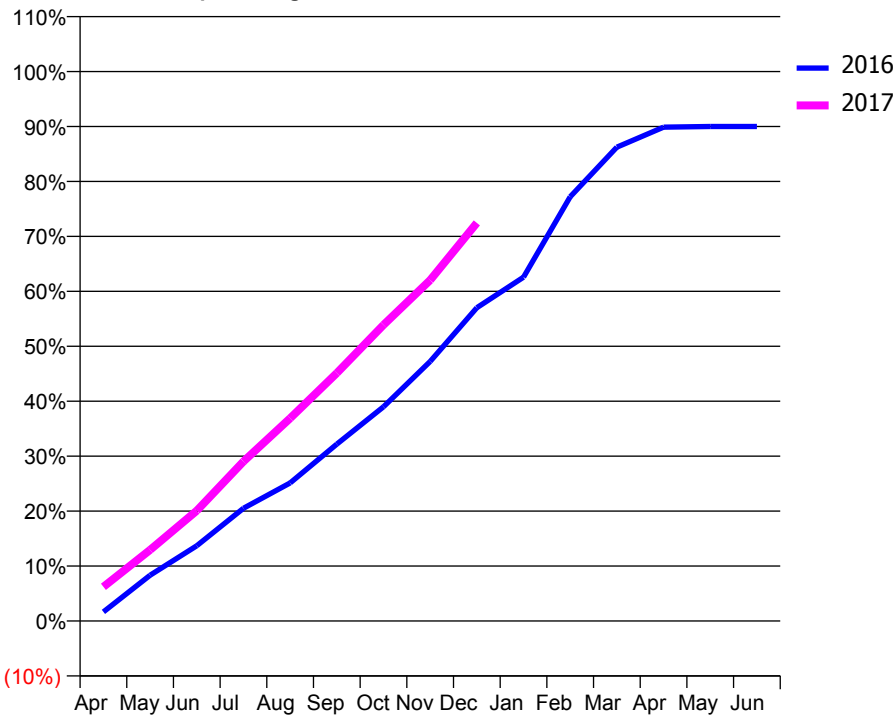
### ACCESS\*

Patients seen in 24 months	Total	Change since previous quarter
Quarter ending December 2015	4,965	
Quarter ending March 2016	5,082	↑
Quarter ending June 2016	5,153	→
Quarter ending September 2016	5,243	→
Quarter ending December 2016	5,297	→
<b>Variance since December 2015</b>	<b>6.7%</b>	<b>↑</b>



### ACTIVITY

Cumulative percentage of contracted UDA delivered 2016 & 2017



Month	Adjusted Scheduled Activity (UDA)	
	2016	2017
April	240	898
May	1,203	1,871
June	1,977	2,900
July	2,965	4,193
August	3,629	5,328
September	4,650	6,516
October	5,629	7,781
November	6,823	8,960
December	8,236	10,463
January	9,037	
February	11,151	
March	12,453	
April	12,979	
May	12,997	
June	12,997	

### QUALITY

	Quantity	Base Number	Contract	AT	Region	England
% of FP17s for the same patient ID Re-attending within 3 months - Children	46	954	4.8%	10.4%	13.4%	12.4%
% of FP17s for the same patient ID Re-attending within 3 months - Adults	431	4,230	10.2%	13.7%	17.3%	16.6%
% of FP17s for the same patient ID Re-attending between 3 & 9 months - Children	505	954	52.9%	62.8%	58.9%	57.5%
% of FP17s for the same patient ID Re-attending between 3 & 9 months - Adults	1,921	4,230	45.4%	54.7%	52.5%	50.4%
% of FP17s for Band 1 Urgent Courses	257	5,004	5.1%	7.3%	9.3%	9.1%
% of FP17s Relating to Free Repair or Replacements	19	5,004	0.4%	1.0%	1.0%	0.8%
% of FP17s Relating to Continuations	83	5,004	1.7%	1.3%	1.5%	1.3%
% of Patients satisfied with the dentistry they have received	14	14	100.0%	93.8%	93.1%	92.7%
% of Patients satisfied with the time they had to wait for an appointment	14	14	100.0%	90.6%	89.8%	88.8%

\* This is based on patients treated on this contract for their most recent course of treatment. Figures in italics indicate the base number of FP17s or Patient Questionnaire responses are less than 100. N/A is shown where the base number of responses is less than 10 during the period. % is calculated as Quantity/Base number\*100

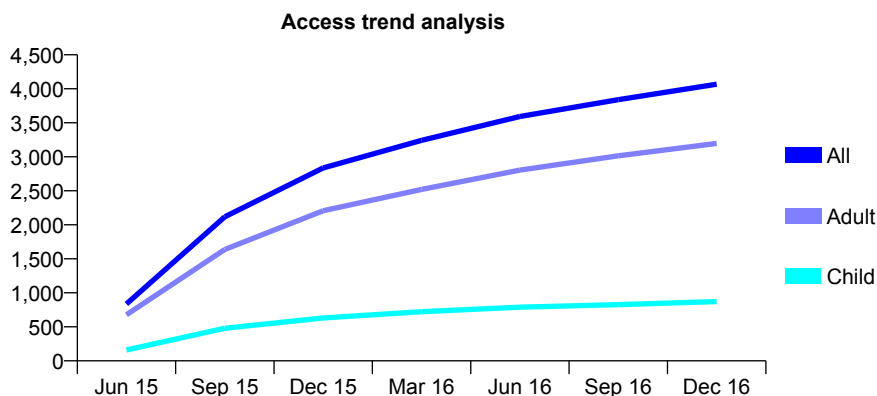
## Q50 - Vital Signs At a Glance Contract Report for 137545/0001 - December 2016

Name or company name	The Dental Design Studio
Contract type name	GDS Contract
Purpose of contract	General
Contract start date	01/05/2015
Contract end date	

16/17 Contracted general activity (UDA)	11,000
Carry forward general activity (UDA)	0
16/17 Contracted orthodontic activity (UOA)	0
Carry forward orthodontic activity (UOA)	0
Baseline contract value	£350,877.94

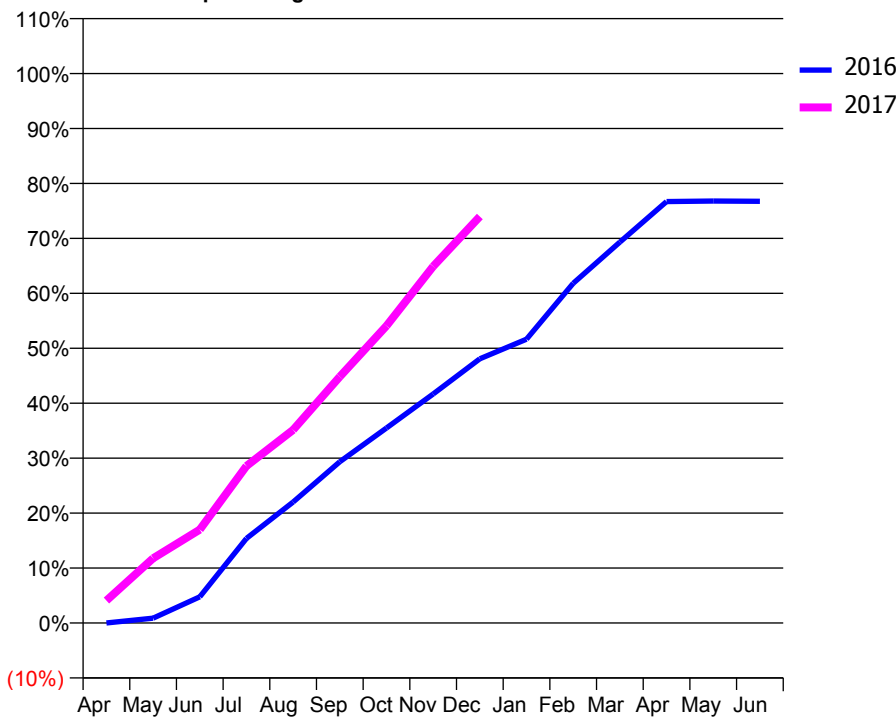
### ACCESS\*

Patients seen in 24 months	Total	Change since previous quarter
Quarter ending December 2015	2,837	
Quarter ending March 2016	3,242	↑
Quarter ending June 2016	3,593	↑
Quarter ending September 2016	3,841	↑
Quarter ending December 2016	4,068	↑
<b>Variance since December 2015</b>	<b>43.4%</b>	<b>↑</b>



### ACTIVITY

**Cumulative percentage of contracted UDA delivered 2016 & 2017**



**Adjusted Scheduled Activity (UDA)**

Month	2016	2017
April	0	451
May	93	1,297
June	499	1,869
July	1,609	3,144
August	2,304	3,867
September	3,069	4,931
October	3,710	5,950
November	4,357	7,140
December	5,028	8,138
January	5,402	
February	6,465	
March	7,249	
April	8,019	
May	8,029	
June	8,025	

### QUALITY

	Quantity	Base Number	Contract	AT	Region	England
% of FP17s for the same patient ID Re-attending within 3 months - Children	66	1,116	5.9%	10.4%	13.4%	12.4%
% of FP17s for the same patient ID Re-attending within 3 months - Adults	599	4,233	14.2%	13.7%	17.3%	16.6%
% of FP17s for the same patient ID Re-attending between 3 & 9 months - Children	722	1,116	64.7%	62.8%	58.9%	57.5%
% of FP17s for the same patient ID Re-attending between 3 & 9 months - Adults	2,487	4,233	58.8%	54.7%	52.5%	50.4%
% of FP17s for Band 1 Urgent Courses	450	4,918	9.2%	7.3%	9.3%	9.1%
% of FP17s Relating to Free Repair or Replacements	37	4,918	0.8%	1.0%	1.0%	0.8%
% of FP17s Relating to Continuations	58	4,918	1.2%	1.3%	1.5%	1.3%
% of Patients satisfied with the dentistry they have received	5	5	N/A	93.8%	93.1%	92.7%
% of Patients satisfied with the time they had to wait for an appointment	5	5	N/A	90.6%	89.8%	88.8%

\* This is based on patients treated on this contract for their most recent course of treatment. Figures in italics indicate the base number of FP17s or Patient Questionnaire responses are less than 100. N/A is shown where the base number of responses is less than 10 during the period. % is calculated as Quantity/Base number\*100

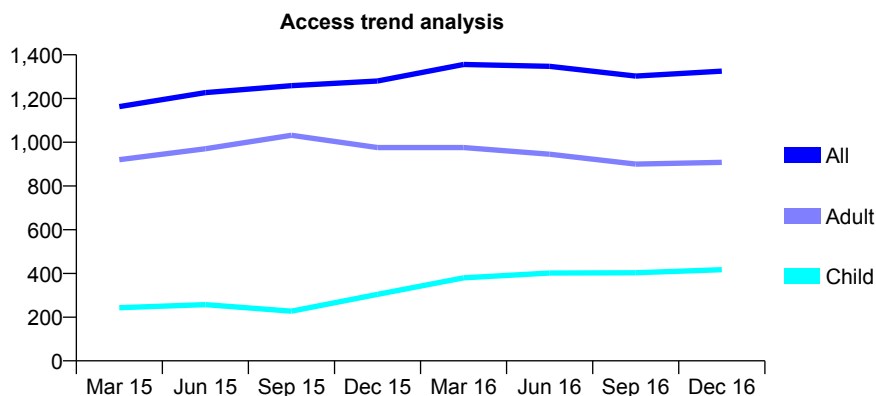
## Q50 - Vital Signs At a Glance Contract Report for 137561/0001 - December 2016

Name or company name	Wolverson Partnership
Contract type name	GDS Contract
Purpose of contract	General
Contract start date	01/09/2011
Contract end date	

16/17 Contracted general activity (UDA)	3,877
Carry forward general activity (UDA)	0
16/17 Contracted orthodontic activity (UOA)	0
Carry forward orthodontic activity (UOA)	0
Baseline contract value	£121,329.38

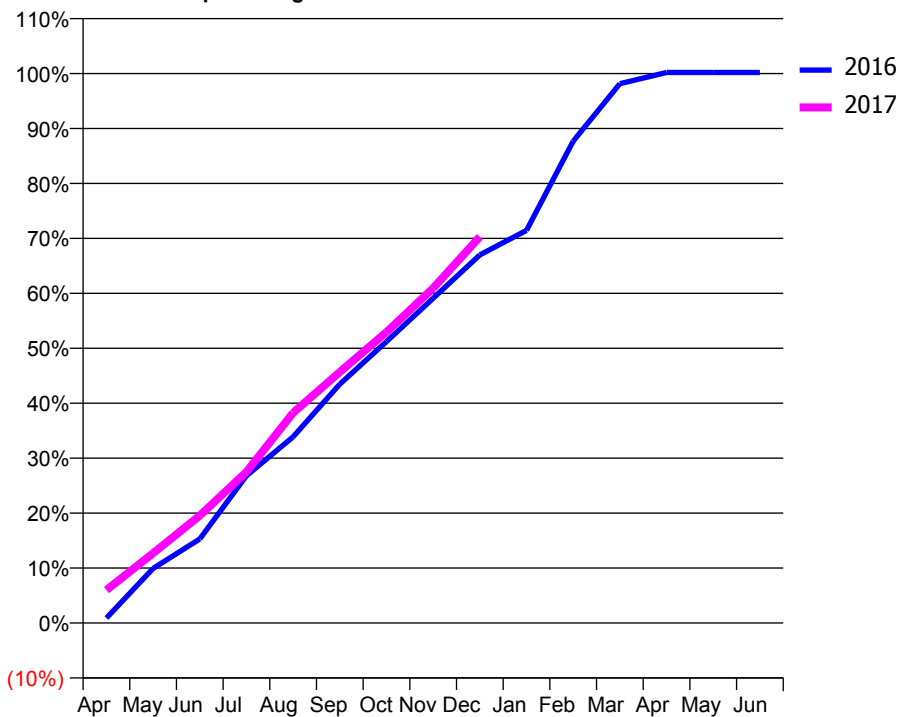
### ACCESS\*

Patients seen in 24 months	Total	Change since previous quarter
Quarter ending December 2015	1,280	
Quarter ending March 2016	1,356	↑
Quarter ending June 2016	1,347	→
Quarter ending September 2016	1,303	↓
Quarter ending December 2016	1,325	→
<b>Variance since December 2015</b>	<b>3.5%</b>	<b>↑</b>



### ACTIVITY

Cumulative percentage of contracted UDA delivered 2016 & 2017



Month	Adjusted Scheduled Activity (UDA)	
	2016	2017
April	35	233
May	385	492
June	593	758
July	1,039	1,066
August	1,314	1,484
September	1,686	1,771
October	1,986	2,053
November	2,291	2,363
December	2,597	2,725
January	2,770	
February	3,399	
March	3,805	
April	3,884	
May	3,884	
June	3,884	

### QUALITY

	Quantity	Base Number	Contract	AT	Region	England
% of FP17s for the same patient ID Re-attending within 3 months - Children	26	550	4.7%	10.4%	13.4%	12.4%
% of FP17s for the same patient ID Re-attending within 3 months - Adults	128	974	13.1%	13.7%	17.3%	16.6%
% of FP17s for the same patient ID Re-attending between 3 & 9 months - Children	280	550	50.9%	62.8%	58.9%	57.5%
% of FP17s for the same patient ID Re-attending between 3 & 9 months - Adults	406	974	41.7%	54.7%	52.5%	50.4%
% of FP17s for Band 1 Urgent Courses	86	1,474	5.8%	7.3%	9.3%	9.1%
% of FP17s Relating to Free Repair or Replacements	19	1,474	1.3%	1.0%	1.0%	0.8%
% of FP17s Relating to Continuations	38	1,474	2.6%	1.3%	1.5%	1.3%
% of Patients satisfied with the dentistry they have received	1	1	N/A	93.8%	93.1%	92.7%
% of Patients satisfied with the time they had to wait for an appointment	1	1	N/A	90.6%	89.8%	88.8%

\* This is based on patients treated on this contract for their most recent course of treatment. Figures in italics indicate the base number of FP17s or Patient Questionnaire responses are less than 100. N/A is shown where the base number of responses is less than 10 during the period. % is calculated as Quantity/Base number\*100

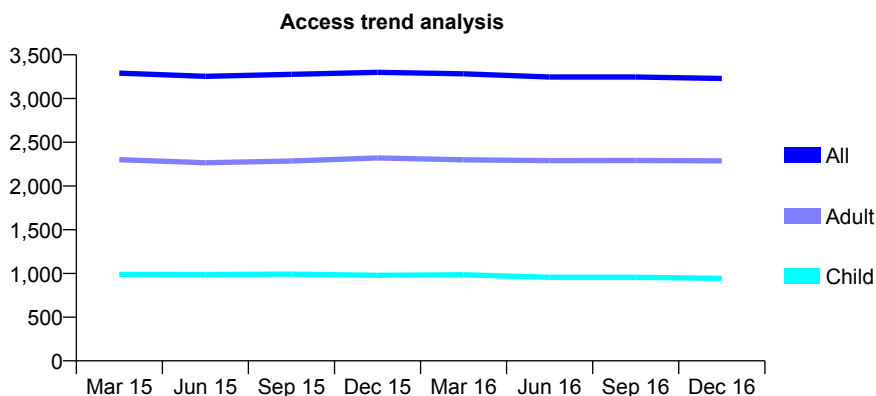
## Q50 - Vital Signs At a Glance Contract Report for 139017/0001 - December 2016

Name or company name	Bottesford Dental Practice
Contract type name	GDS Contract
Purpose of contract	General
Contract start date	01/06/2011
Contract end date	

16/17 Contracted general activity (UDA)	7,204
Carry forward general activity (UDA)	0
16/17 Contracted orthodontic activity (UOA)	0
Carry forward orthodontic activity (UOA)	0
Baseline contract value	£222,333.68

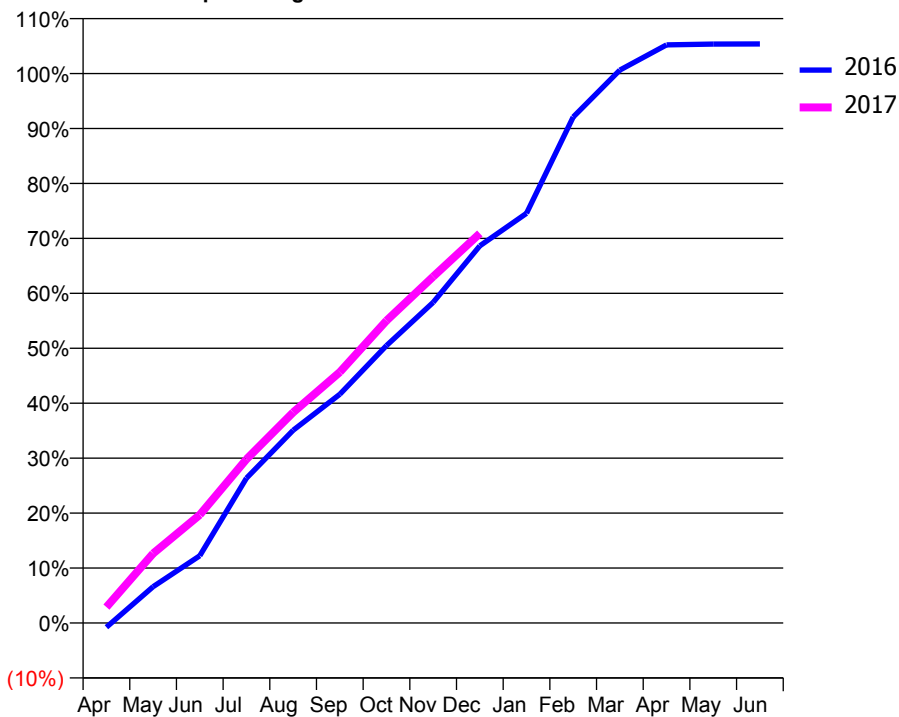
### ACCESS\*

Patients seen in 24 months	Total	Change since previous quarter
Quarter ending December 2015	3,299	
Quarter ending March 2016	3,283	→
Quarter ending June 2016	3,246	↓
Quarter ending September 2016	3,246	→
Quarter ending December 2016	3,230	→
<b>Variance since December 2015</b>	<b>(2.1%)</b>	<b>↓</b>



### ACTIVITY

Cumulative percentage of contracted UDA delivered 2016 & 2017



Month	Adjusted Scheduled Activity (UDA)	
	2016	2017
April	-57	209
May	477	911
June	883	1,419
July	1,900	2,148
August	2,528	2,761
September	2,999	3,290
October	3,637	3,964
November	4,203	4,541
December	4,945	5,107
January	5,372	
February	6,633	
March	7,249	
April	7,579	
May	7,589	
June	7,592	

### QUALITY

	Quantity	Base Number	Contract	AT	Region	England
% of FP17s for the same patient ID Re-attending within 3 months - Children	37	858	4.3%	10.4%	13.4%	12.4%
% of FP17s for the same patient ID Re-attending within 3 months - Adults	166	1,709	9.7%	13.7%	17.3%	16.6%
% of FP17s for the same patient ID Re-attending between 3 & 9 months - Children	525	858	61.2%	62.8%	58.9%	57.5%
% of FP17s for the same patient ID Re-attending between 3 & 9 months - Adults	547	1,709	32.0%	54.7%	52.5%	50.4%
% of FP17s for Band 1 Urgent Courses	104	2,420	4.3%	7.3%	9.3%	9.1%
% of FP17s Relating to Free Repair or Replacements	46	2,420	1.9%	1.0%	1.0%	0.8%
% of FP17s Relating to Continuations	28	2,420	1.2%	1.3%	1.5%	1.3%
% of Patients satisfied with the dentistry they have received	3	3	N/A	93.8%	93.1%	92.7%
% of Patients satisfied with the time they had to wait for an appointment	3	3	N/A	90.6%	89.8%	88.8%

\* This is based on patients treated on this contract for their most recent course of treatment. Figures in italics indicate the base number of FP17s or Patient Questionnaire responses are less than 100. N/A is shown where the base number of responses is less than 10 during the period. % is calculated as Quantity/Base number\*100

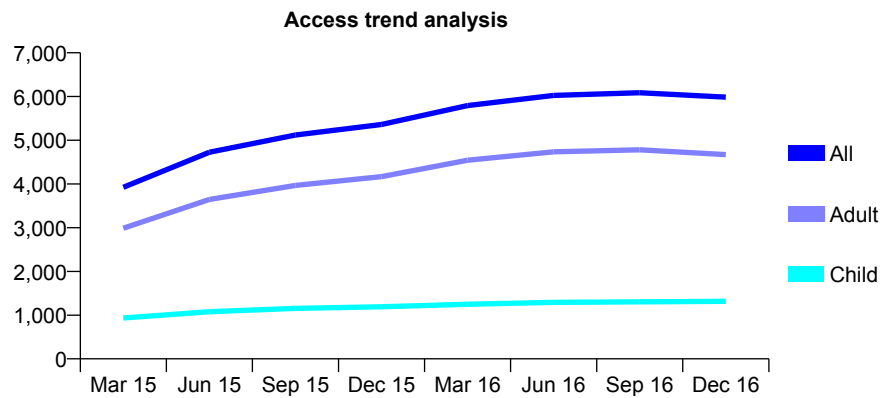
## Q50 - Vital Signs At a Glance Contract Report for 139300/0001 - December 2016

Name or company name	Grassington Dental Care Ltd
Contract type name	GDS Contract
Purpose of contract	General
Contract start date	01/07/2014
Contract end date	

16/17 Contracted general activity (UDA)	16,308
Carry forward general activity (UDA)	0
16/17 Contracted orthodontic activity (UOA)	0
Carry forward orthodontic activity (UOA)	0
Baseline contract value	£435,530.83

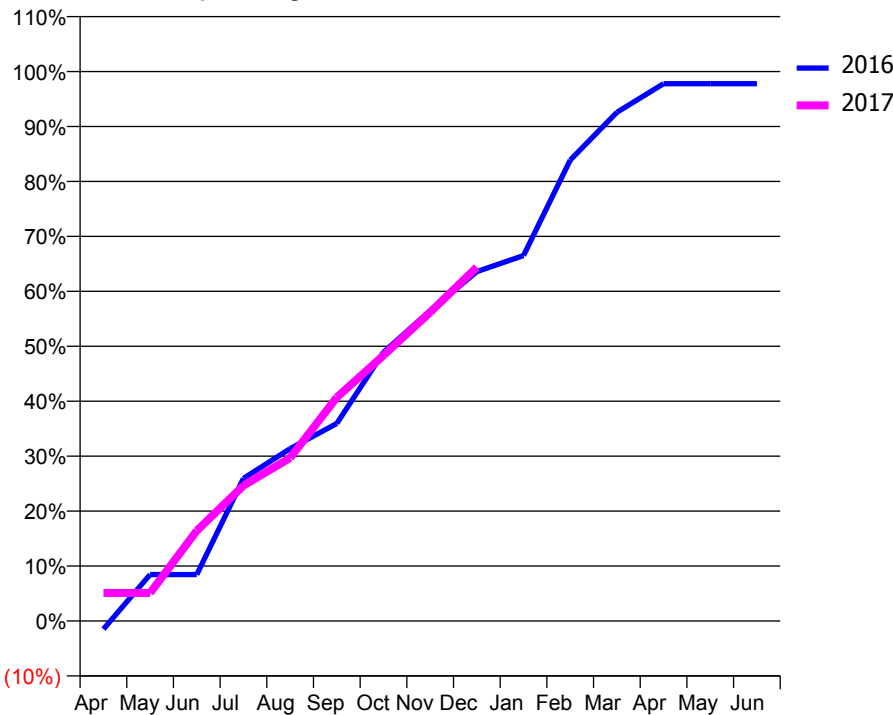
### ACCESS\*

Patients seen in 24 months	Total	Change since previous quarter
Quarter ending December 2015	5,360	
Quarter ending March 2016	5,793	↑
Quarter ending June 2016	6,025	↑
Quarter ending September 2016	6,085	→
Quarter ending December 2016	5,987	↓
<b>Variance since December 2015</b>	<b>11.7%</b>	<b>↑</b>



### ACTIVITY

Cumulative percentage of contracted UDA delivered 2016 & 2017



Month	Adjusted Scheduled Activity (UDA)	
	2016	2017
April	-245	833
May	1,381	833
June	1,381	2,681
July	4,233	4,019
August	5,115	4,842
September	5,864	6,637
October	7,977	7,880
November	9,213	9,162
December	10,369	10,501
January	10,845	
February	13,678	
March	15,097	
April	15,945	
May	15,945	
June	15,945	

### QUALITY

	Quantity	Base Number	Contract	AT	Region	England
% of FP17s for the same patient ID Re-attending within 3 months - Children	126	1,633	7.7%	10.4%	13.4%	12.4%
% of FP17s for the same patient ID Re-attending within 3 months - Adults	726	4,679	15.5%	13.7%	17.3%	16.6%
% of FP17s for the same patient ID Re-attending between 3 & 9 months - Children	1,063	1,633	65.1%	62.8%	58.9%	57.5%
% of FP17s for the same patient ID Re-attending between 3 & 9 months - Adults	2,535	4,679	54.2%	54.7%	52.5%	50.4%
% of FP17s for Band 1 Urgent Courses	451	5,848	7.7%	7.3%	9.3%	9.1%
% of FP17s Relating to Free Repair or Replacements	60	5,848	1.0%	1.0%	1.0%	0.8%
% of FP17s Relating to Continuations	173	5,848	3.0%	1.3%	1.5%	1.3%
% of Patients satisfied with the dentistry they have received	4	4	N/A	93.8%	93.1%	92.7%
% of Patients satisfied with the time they had to wait for an appointment	3	4	N/A	90.6%	89.8%	88.8%

\* This is based on patients treated on this contract for their most recent course of treatment. Figures in italics indicate the base number of FP17s or Patient Questionnaire responses are less than 100. N/A is shown where the base number of responses is less than 10 during the period. % is calculated as Quantity/Base number\*100

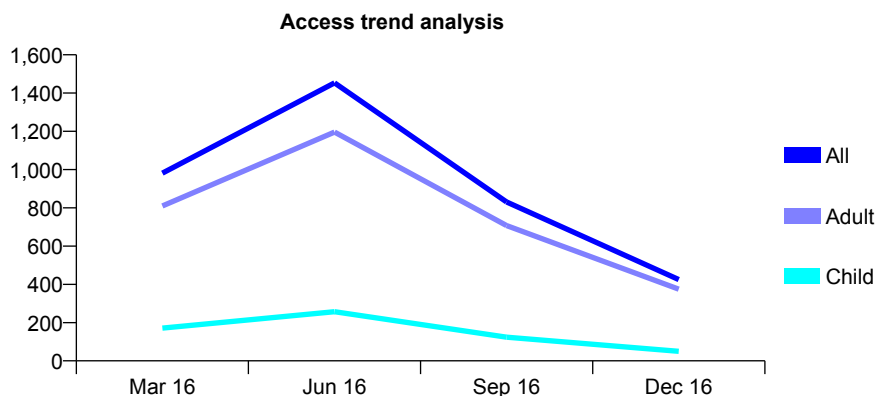
## Q50 - Vital Signs At a Glance Contract Report for 141038/0001 - December 2016

Name or company name	Mr McFarlane and Mr Tibrewal
Contract type name	GDS Contract
Purpose of contract	General
Contract start date	01/02/2016
Contract end date	30/04/2016

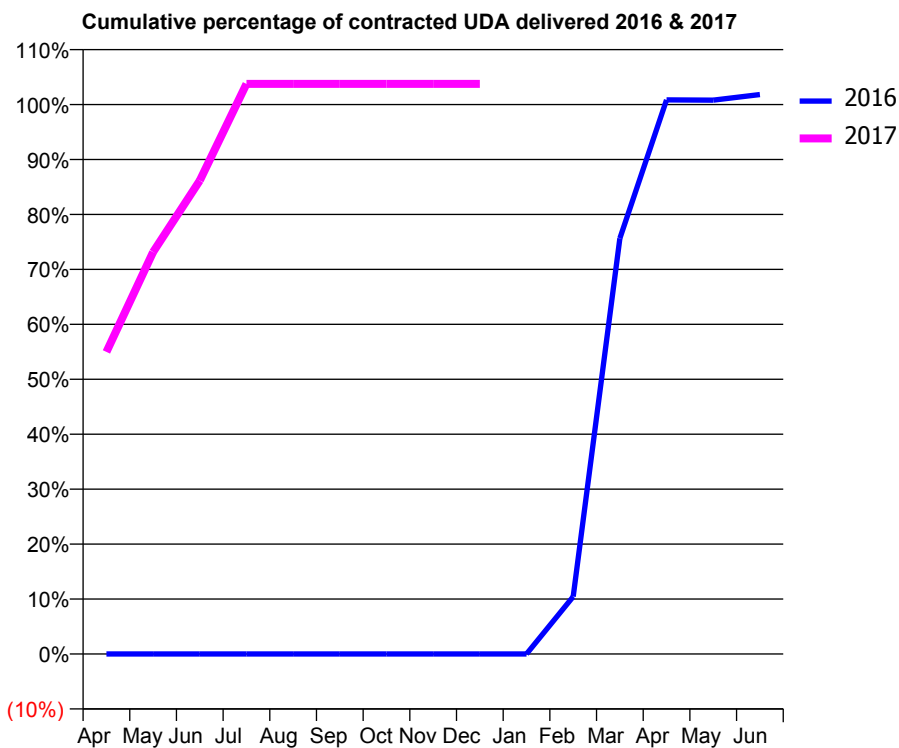
16/17 Contracted general activity (UDA)	1,372
Carry forward general activity (UDA)	0
16/17 Contracted orthodontic activity (UOA)	0
Carry forward orthodontic activity (UOA)	0
Baseline contract value	£38,193.16

### ACCESS\*

Patients seen in 24 months	Total	Change since previous quarter
Quarter ending December 2015	0	
Quarter ending March 2016	981	
Quarter ending June 2016	1,453	↑
Quarter ending September 2016	831	↓
Quarter ending December 2016	425	↓
<b>Variance since December 2015</b>	N/A	



### ACTIVITY



Month	Adjusted Scheduled Activity (UDA)	
	2016	2017
April	0	754
May	0	1,004
June	0	1,182
July	0	1,423
August	0	1,423
September	0	1,423
October	0	1,423
November	0	1,423
December	0	1,423
January	0	
February	237	
March	1,718	
April	2,290	
May	2,289	
June	2,312	

### QUALITY

	Quantity	Base Number	Contract	AT	Region	England
% of FP17s for the same patient ID Re-attending within 3 months - Children	7	138	5.1%	10.4%	13.4%	12.4%
% of FP17s for the same patient ID Re-attending within 3 months - Adults	121	787	15.4%	13.7%	17.3%	16.6%
% of FP17s for the same patient ID Re-attending between 3 & 9 months - Children	0	138	0.0%	62.8%	58.9%	57.5%
% of FP17s for the same patient ID Re-attending between 3 & 9 months - Adults	0	787	0.0%	54.7%	52.5%	50.4%
% of FP17s for Band 1 Urgent Courses	52	614	8.5%	7.3%	9.3%	9.1%
% of FP17s Relating to Free Repair or Replacements	11	614	1.8%	1.0%	1.0%	0.8%
% of FP17s Relating to Continuations	7	614	1.1%	1.3%	1.5%	1.3%
% of Patients satisfied with the dentistry they have received	0	0	N/A	93.8%	93.1%	92.7%
% of Patients satisfied with the time they had to wait for an appointment	0	0	N/A	90.6%	89.8%	88.8%

\* This is based on patients treated on this contract for their most recent course of treatment. Figures in italics indicate the base number of FP17s or Patient Questionnaire responses are less than 100. N/A is shown where the base number of responses is less than 10 during the period. % is calculated as Quantity/Base number\*100



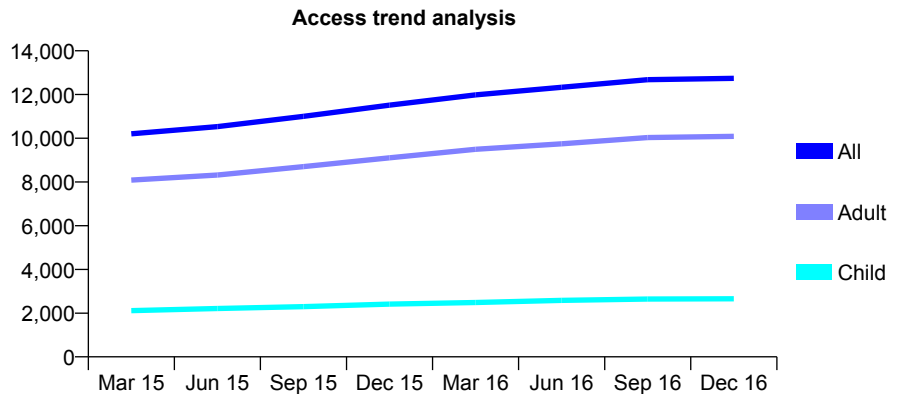
## Q50 - Vital Signs At a Glance Contract Report for 142921/0001 - December 2016

Name or company name	Andrew Burnell
Contract type name	PDS Contract
Purpose of contract	General
Contract start date	01/06/2010
Contract end date	31/03/2017

16/17 Contracted general activity (UDA)	44,815
Carry forward general activity (UDA)	0
16/17 Contracted orthodontic activity (UOA)	0
Carry forward orthodontic activity (UOA)	0
Baseline contract value	£1,049,418.14

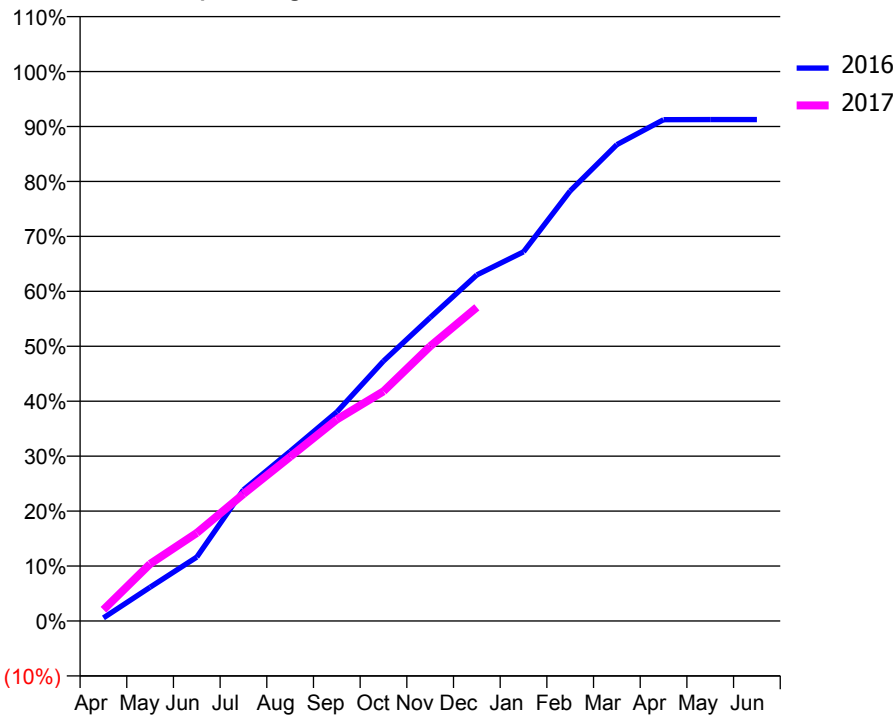
### ACCESS\*

Patients seen in 24 months	Total	Change since previous quarter
Quarter ending December 2015	11,515	
Quarter ending March 2016	11,983	↑
Quarter ending June 2016	12,329	↑
Quarter ending September 2016	12,679	↑
Quarter ending December 2016	12,741	→
<b>Variance since December 2015</b>	<b>10.6%</b>	<b>↑</b>



### ACTIVITY

Cumulative percentage of contracted UDA delivered 2016 & 2017



Month	Adjusted Scheduled Activity (UDA)	
	2016	2017
April	255	922
May	2,754	4,657
June	5,219	7,186
July	10,697	10,355
August	13,844	13,393
September	17,048	16,441
October	21,203	18,735
November	24,746	22,409
December	28,224	25,586
January	30,109	
February	35,074	
March	38,856	
April	40,886	
May	40,900	
June	40,901	

### QUALITY

	Quantity	Base Number	Contract	AT	Region	England
% of FP17s for the same patient ID Re-attending within 3 months - Children	309	2,626	11.8%	10.4%	13.4%	12.4%
% of FP17s for the same patient ID Re-attending within 3 months - Adults	1,778	8,761	20.3%	13.7%	17.3%	16.6%
% of FP17s for the same patient ID Re-attending between 3 & 9 months - Children	1,114	2,626	42.4%	62.8%	58.9%	57.5%
% of FP17s for the same patient ID Re-attending between 3 & 9 months - Adults	2,994	8,761	34.2%	54.7%	52.5%	50.4%
% of FP17s for Band 1 Urgent Courses	2,476	10,570	23.4%	7.3%	9.3%	9.1%
% of FP17s Relating to Free Repair or Replacements	41	10,570	0.4%	1.0%	1.0%	0.8%
% of FP17s Relating to Continuations	192	10,570	1.8%	1.3%	1.5%	1.3%
% of Patients satisfied with the dentistry they have received	10	10	100.0%	93.8%	93.1%	92.7%
% of Patients satisfied with the time they had to wait for an appointment	10	10	100.0%	90.6%	89.8%	88.8%

\* This is based on patients treated on this contract for their most recent course of treatment. Figures in italics indicate the base number of FP17s or Patient Questionnaire responses are less than 100. N/A is shown where the base number of responses is less than 10 during the period. % is calculated as Quantity/Base number\*100

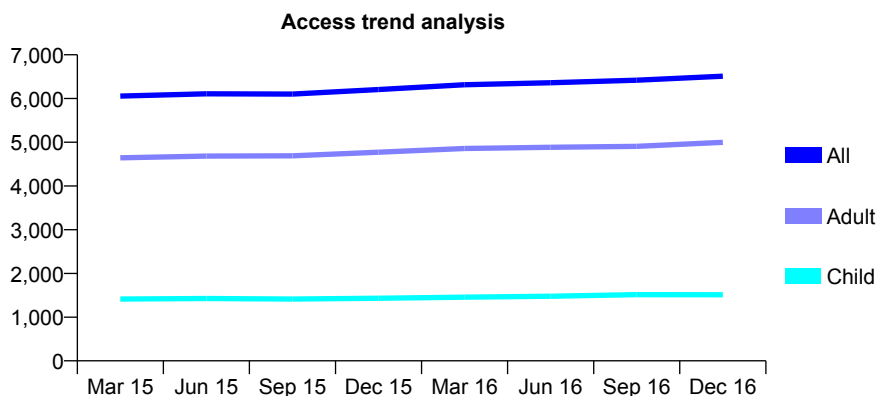
## Q50 - Vital Signs At a Glance Contract Report for 143332/0001 - December 2016

Name or company name	Cleethorpes Dental Practice Limited
Contract type name	GDS Contract
Purpose of contract	General
Contract start date	01/07/2012
Contract end date	

16/17 Contracted general activity (UDA)	21,404
Carry forward general activity (UDA)	0
16/17 Contracted orthodontic activity (UOA)	0
Carry forward orthodontic activity (UOA)	0
Baseline contract value	£701,414.65

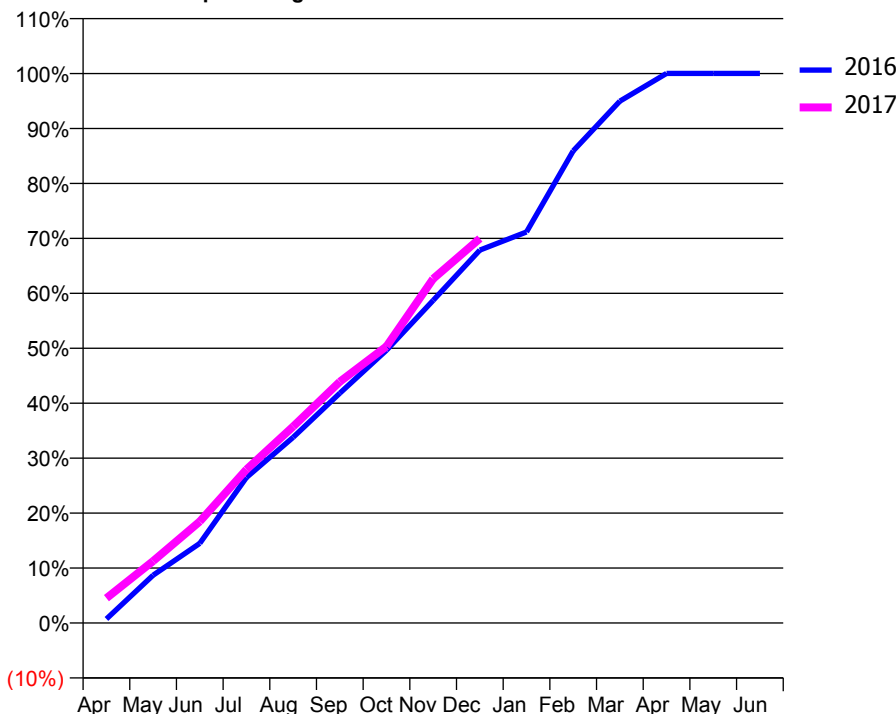
### ACCESS\*

Patients seen in 24 months	Total	Change since previous quarter
Quarter ending December 2015	6,205	
Quarter ending March 2016	6,314	→
Quarter ending June 2016	6,362	→
Quarter ending September 2016	6,418	→
Quarter ending December 2016	6,510	→
<b>Variance since December 2015</b>	<b>4.9%</b>	<b>↑</b>



### ACTIVITY

Cumulative percentage of contracted UDA delivered 2016 & 2017



Month	Adjusted Scheduled Activity (UDA)	
	2016	2017
April	158	971
May	1,862	2,413
June	3,102	3,956
July	5,671	5,980
August	7,235	7,653
September	8,951	9,399
October	10,625	10,775
November	12,568	13,409
December	14,528	14,978
January	15,234	
February	18,390	
March	20,328	
April	21,407	
May	21,407	
June	21,407	

### QUALITY

	Quantity	Base Number	Contract	AT	Region	England
% of FP17s for the same patient ID Re-attending within 3 months - Children	164	1,657	9.9%	10.4%	13.4%	12.4%
% of FP17s for the same patient ID Re-attending within 3 months - Adults	866	5,275	16.4%	13.7%	17.3%	16.6%
% of FP17s for the same patient ID Re-attending between 3 & 9 months - Children	982	1,657	59.3%	62.8%	58.9%	57.5%
% of FP17s for the same patient ID Re-attending between 3 & 9 months - Adults	2,766	5,275	52.4%	54.7%	52.5%	50.4%
% of FP17s for Band 1 Urgent Courses	280	6,471	4.3%	7.3%	9.3%	9.1%
% of FP17s Relating to Free Repair or Replacements	224	6,471	3.5%	1.0%	1.0%	0.8%
% of FP17s Relating to Continuations	130	6,471	2.0%	1.3%	1.5%	1.3%
% of Patients satisfied with the dentistry they have received	13	13	100.0%	93.8%	93.1%	92.7%
% of Patients satisfied with the time they had to wait for an appointment	13	13	100.0%	90.6%	89.8%	88.8%

\* This is based on patients treated on this contract for their most recent course of treatment. Figures in italics indicate the base number of FP17s or Patient Questionnaire responses are less than 100. N/A is shown where the base number of responses is less than 10 during the period. % is calculated as Quantity/Base number\*100

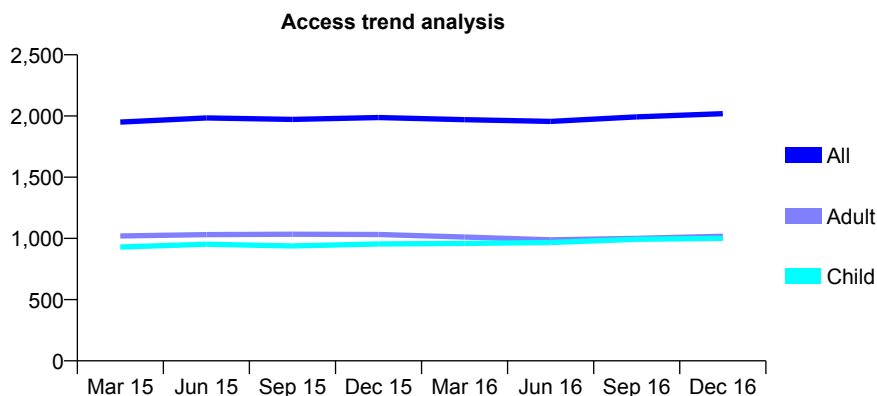
## Q50 - Vital Signs At a Glance Contract Report for 143464/0001 - December 2016

Name or company name	The Dental Health Practice Ltd.
Contract type name	GDS Contract
Purpose of contract	General and Orthodontic
Contract start date	01/01/2009
Contract end date	

16/17 Contracted general activity (UDA)	5,931
Carry forward general activity (UDA)	0
16/17 Contracted orthodontic activity (UOA)	585
Carry forward orthodontic activity (UOA)	0
Baseline contract value	£222,912.97

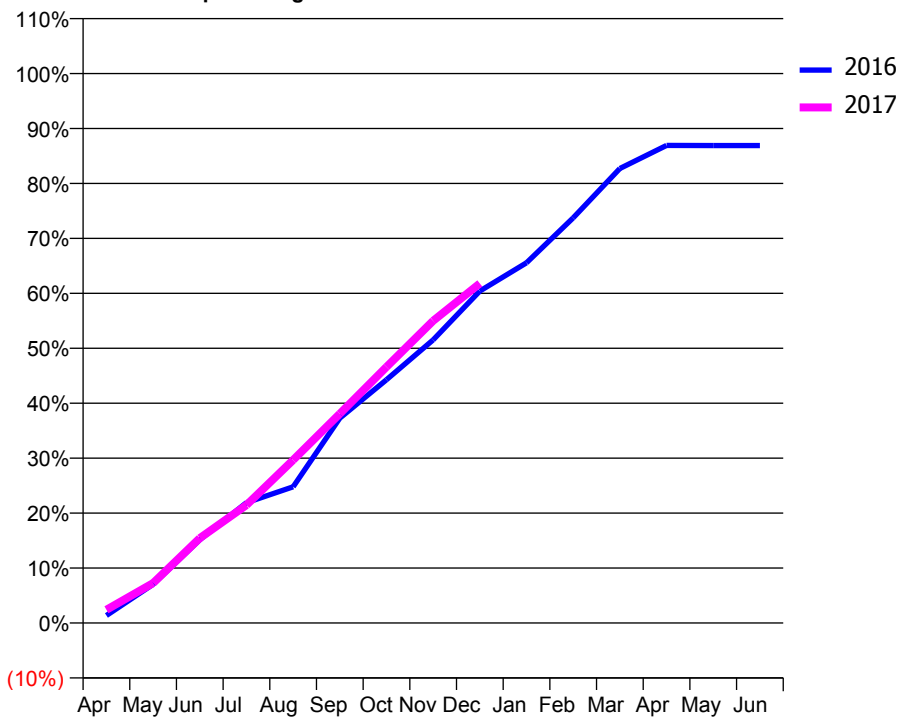
### ACCESS\*

Patients seen in 24 months	Total	Change since previous quarter
Quarter ending December 2015	1,987	
Quarter ending March 2016	1,970	→
Quarter ending June 2016	1,956	→
Quarter ending September 2016	1,993	→
Quarter ending December 2016	2,019	→
<b>Variance since December 2015</b>	<b>1.6%</b>	<b>→</b>



### ACTIVITY

Cumulative percentage of contracted UDA delivered 2016 & 2017



Month	Adjusted Scheduled Activity (UDA)	
	2016	2017
April	81	143
May	418	430
June	899	916
July	1,299	1,273
August	1,470	1,759
September	2,212	2,259
October	2,625	2,765
November	3,056	3,262
December	3,584	3,664
January	3,888	
February	4,373	
March	4,906	
April	5,155	
May	5,154	
June	5,154	

### QUALITY

	Quantity	Base Number	Contract	AT	Region	England
% of FP17s for the same patient ID Re-attending within 3 months - Children	107	1,281	8.4%	10.4%	13.4%	12.4%
% of FP17s for the same patient ID Re-attending within 3 months - Adults	128	1,020	12.5%	13.7%	17.3%	16.6%
% of FP17s for the same patient ID Re-attending between 3 & 9 months - Children	769	1,281	60.0%	62.8%	58.9%	57.5%
% of FP17s for the same patient ID Re-attending between 3 & 9 months - Adults	568	1,020	55.7%	54.7%	52.5%	50.4%
% of FP17s for Band 1 Urgent Courses	72	2,079	3.5%	7.3%	9.3%	9.1%
% of FP17s Relating to Free Repair or Replacements	9	2,079	0.4%	1.0%	1.0%	0.8%
% of FP17s Relating to Continuations	12	2,079	0.6%	1.3%	1.5%	1.3%
% of Patients satisfied with the dentistry they have received	3	3	N/A	93.8%	93.1%	92.7%
% of Patients satisfied with the time they had to wait for an appointment	3	3	N/A	90.6%	89.8%	88.8%

\* This is based on patients treated on this contract for their most recent course of treatment. Figures in italics indicate the base number of FP17s or Patient Questionnaire responses are less than 100. N/A is shown where the base number of responses is less than 10 during the period. % is calculated as Quantity/Base number\*100

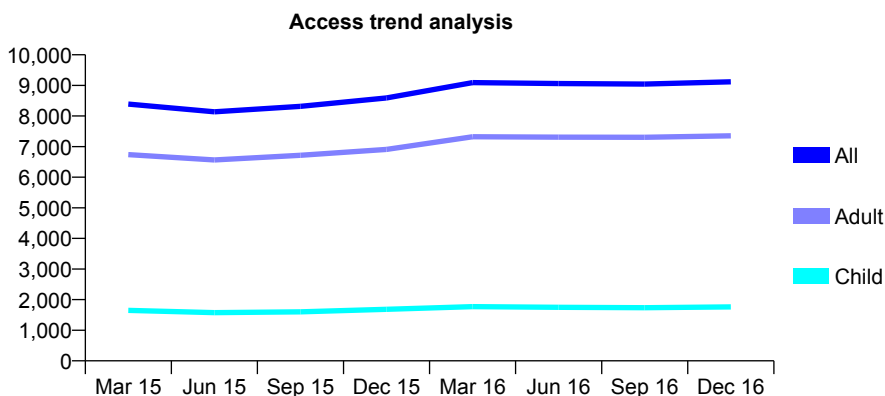
## Q50 - Vital Signs At a Glance Contract Report for 143782/0001 - December 2016

Name or company name	HAVELOCK DENTAL PRACTICE
Contract type name	GDS Contract
Purpose of contract	General
Contract start date	01/04/2013
Contract end date	

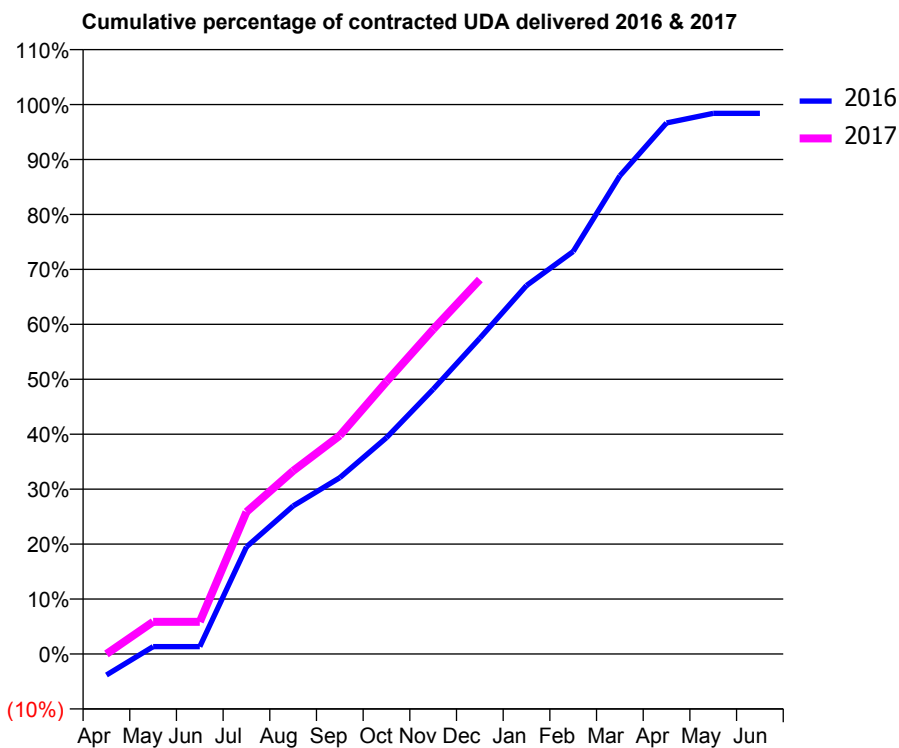
16/17 Contracted general activity (UDA)	23,860
Carry forward general activity (UDA)	0
16/17 Contracted orthodontic activity (UOA)	0
Carry forward orthodontic activity (UOA)	0
Baseline contract value	£743,249.21

### ACCESS\*

Patients seen in 24 months	Total	Change since previous quarter
Quarter ending December 2015	8,591	
Quarter ending March 2016	9,093	↑
Quarter ending June 2016	9,059	→
Quarter ending September 2016	9,044	→
Quarter ending December 2016	9,117	→
<b>Variance since December 2015</b>	<b>6.1%</b>	<b>↑</b>



### ACTIVITY



Month	Adjusted Scheduled Activity (UDA)	
	2016	2017
April	-917	0
May	323	1,396
June	323	1,396
July	4,652	6,168
August	6,432	7,951
September	7,659	9,488
October	9,392	11,824
November	11,499	14,098
December	13,711	16,260
January	16,003	
February	17,477	
March	20,768	
April	23,061	
May	23,474	
June	23,474	

### QUALITY

	Quantity	Base Number	Contract	AT	Region	England
% of FP17s for the same patient ID Re-attending within 3 months - Children	127	1,693	7.5%	10.4%	13.4%	12.4%
% of FP17s for the same patient ID Re-attending within 3 months - Adults	1,173	6,946	16.9%	13.7%	17.3%	16.6%
% of FP17s for the same patient ID Re-attending between 3 & 9 months - Children	777	1,693	45.9%	62.8%	58.9%	57.5%
% of FP17s for the same patient ID Re-attending between 3 & 9 months - Adults	2,371	6,946	34.1%	54.7%	52.5%	50.4%
% of FP17s for Band 1 Urgent Courses	698	7,451	9.4%	7.3%	9.3%	9.1%
% of FP17s Relating to Free Repair or Replacements	79	7,451	1.1%	1.0%	1.0%	0.8%
% of FP17s Relating to Continuations	132	7,451	1.8%	1.3%	1.5%	1.3%
% of Patients satisfied with the dentistry they have received	35	36	97.2%	93.8%	93.1%	92.7%
% of Patients satisfied with the time they had to wait for an appointment	32	36	88.9%	90.6%	89.8%	88.8%

\* This is based on patients treated on this contract for their most recent course of treatment. Figures in italics indicate the base number of FP17s or Patient Questionnaire responses are less than 100. N/A is shown where the base number of responses is less than 10 during the period. % is calculated as Quantity/Base number\*100

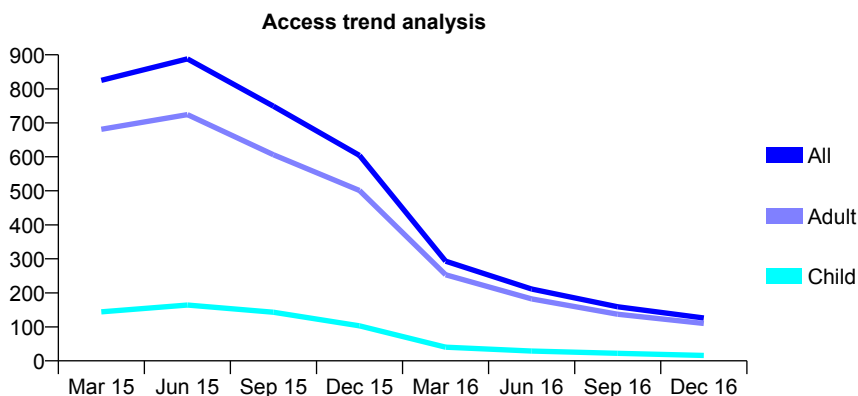
## Q50 - Vital Signs At a Glance Contract Report for 143782/0002 - December 2016

Name or company name	HAVELOCK DENTAL PRACTICE
Contract type name	GDS Contract
Purpose of contract	General
Contract start date	01/04/2013
Contract end date	

16/17 Contracted general activity (UDA)	2,446
Carry forward general activity (UDA)	0
16/17 Contracted orthodontic activity (UOA)	0
Carry forward orthodontic activity (UOA)	0
Baseline contract value	£65,236.81

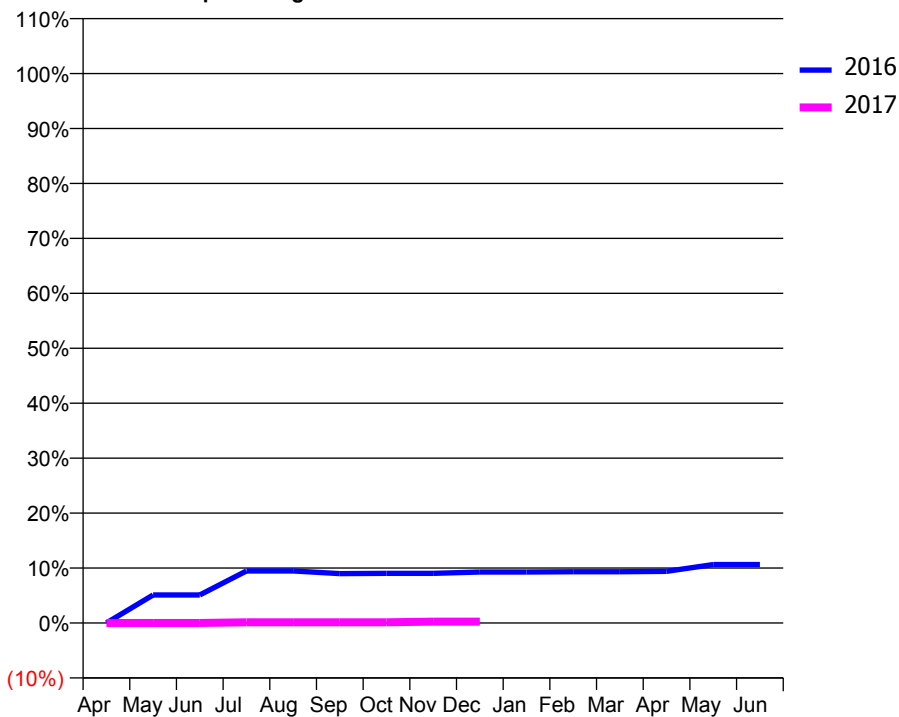
### ACCESS\*

Patients seen in 24 months	Total	Change since previous quarter
Quarter ending December 2015	604	
Quarter ending March 2016	293	↓
Quarter ending June 2016	211	↓
Quarter ending September 2016	159	↓
Quarter ending December 2016	126	↓
<b>Variance since December 2015</b>	<b>(79.1%)</b>	<b>↓</b>



### ACTIVITY

Cumulative percentage of contracted UDA delivered 2016 & 2017



Month	Adjusted Scheduled Activity (UDA)	
	2016	2017
April	0	0
May	125	0
June	125	0
July	232	3
August	232	3
September	220	3
October	221	3
November	221	6
December	227	6
January	227	
February	228	
March	228	
April	230	
May	260	
June	260	

### QUALITY

	Quantity	Base Number	Contract	AT	Region	England
% of FP17s for the same patient ID Re-attending within 3 months - Children	0	4	0.0%	10.4%	13.4%	12.4%
% of FP17s for the same patient ID Re-attending within 3 months - Adults	0	16	0.0%	13.7%	17.3%	16.6%
% of FP17s for the same patient ID Re-attending between 3 & 9 months - Children	0	4	0.0%	62.8%	58.9%	57.5%
% of FP17s for the same patient ID Re-attending between 3 & 9 months - Adults	0	16	0.0%	54.7%	52.5%	50.4%
% of FP17s for Band 1 Urgent Courses	0	2	0.0%	7.3%	9.3%	9.1%
% of FP17s Relating to Free Repair or Replacements	0	2	0.0%	1.0%	1.0%	0.8%
% of FP17s Relating to Continuations	0	2	0.0%	1.3%	1.5%	1.3%
% of Patients satisfied with the dentistry they have received	0	0	N/A	93.8%	93.1%	92.7%
% of Patients satisfied with the time they had to wait for an appointment	0	0	N/A	90.6%	89.8%	88.8%

\* This is based on patients treated on this contract for their most recent course of treatment. Figures in italics indicate the base number of FP17s or Patient Questionnaire responses are less than 100. N/A is shown where the base number of responses is less than 10 during the period. % is calculated as Quantity/Base number\*100

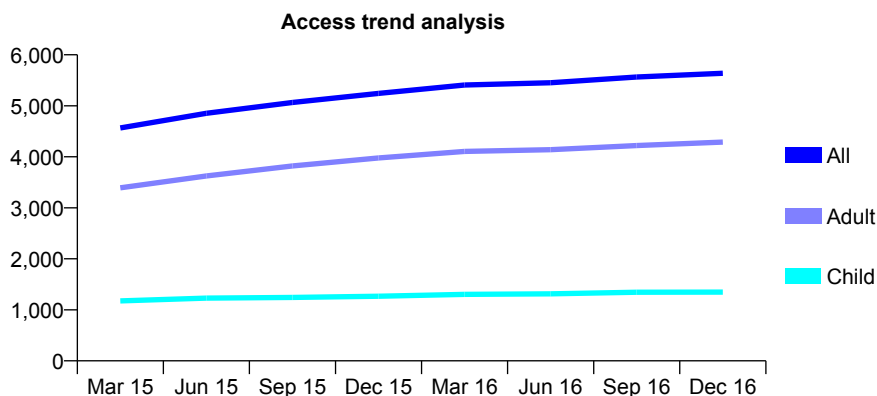
## Q50 - Vital Signs At a Glance Contract Report for 145777/0001 - December 2016

Name or company name	Burnby Lane Dental Practice
Contract type name	GDS Contract
Purpose of contract	General
Contract start date	28/03/2014
Contract end date	

16/17 Contracted general activity (UDA)	14,520
Carry forward general activity (UDA)	0
16/17 Contracted orthodontic activity (UOA)	0
Carry forward orthodontic activity (UOA)	0
Baseline contract value	£412,625.97

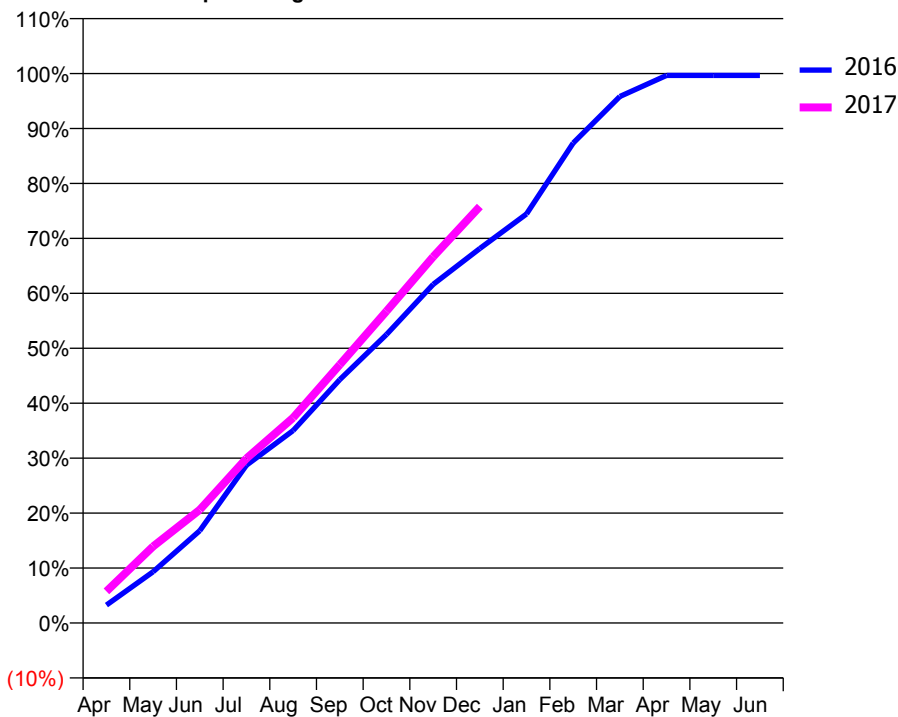
### ACCESS\*

Patients seen in 24 months	Total	Change since previous quarter
Quarter ending December 2015	5,244	
Quarter ending March 2016	5,407	↑
Quarter ending June 2016	5,453	→
Quarter ending September 2016	5,566	↑
Quarter ending December 2016	5,637	→
<b>Variance since December 2015</b>	<b>7.5%</b>	<b>↑</b>



### ACTIVITY

**Cumulative percentage of contracted UDA delivered 2016 & 2017**



Month	Adjusted Scheduled Activity (UDA)	
	2016	2017
April	474	838
May	1,355	2,025
June	2,440	2,993
July	4,169	4,350
August	5,087	5,426
September	6,432	6,828
October	7,624	8,241
November	8,948	9,677
December	9,895	11,004
January	10,809	
February	12,682	
March	13,914	
April	14,468	
May	14,468	
June	14,471	

### QUALITY

	Quantity	Base Number	Contract	AT	Region	England
% of FP17s for the same patient ID Re-attending within 3 months - Children	88	1,661	5.3%	10.4%	13.4%	12.4%
% of FP17s for the same patient ID Re-attending within 3 months - Adults	602	4,496	13.4%	13.7%	17.3%	16.6%
% of FP17s for the same patient ID Re-attending between 3 & 9 months - Children	1,154	1,661	69.5%	62.8%	58.9%	57.5%
% of FP17s for the same patient ID Re-attending between 3 & 9 months - Adults	2,081	4,496	46.3%	54.7%	52.5%	50.4%
% of FP17s for Band 1 Urgent Courses	531	5,914	9.0%	7.3%	9.3%	9.1%
% of FP17s Relating to Free Repair or Replacements	83	5,914	1.4%	1.0%	1.0%	0.8%
% of FP17s Relating to Continuations	84	5,914	1.4%	1.3%	1.5%	1.3%
% of Patients satisfied with the dentistry they have received	19	19	100.0%	93.8%	93.1%	92.7%
% of Patients satisfied with the time they had to wait for an appointment	18	19	94.7%	90.6%	89.8%	88.8%

\* This is based on patients treated on this contract for their most recent course of treatment. Figures in italics indicate the base number of FP17s or Patient Questionnaire responses are less than 100. N/A is shown where the base number of responses is less than 10 during the period. % is calculated as Quantity/Base number\*100

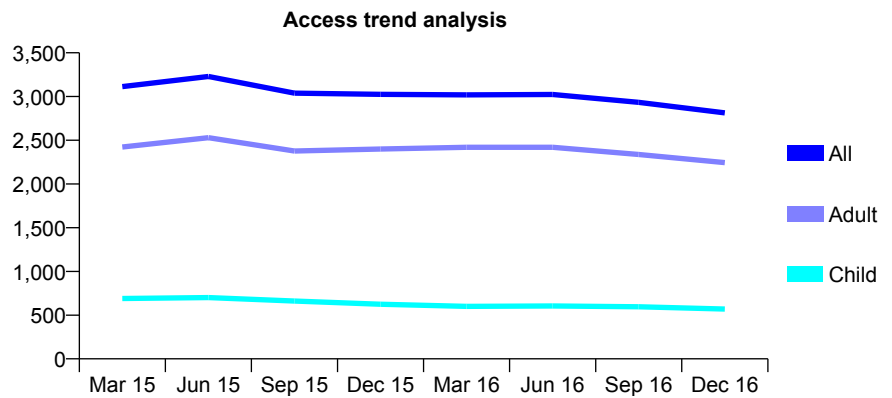
## Q50 - Vital Signs At a Glance Contract Report for 146269/0001 - December 2016

Name or company name	Ishak Practices Ltd
Contract type name	GDS Contract
Purpose of contract	General
Contract start date	01/04/2011
Contract end date	

16/17 Contracted general activity (UDA)	16,000
Carry forward general activity (UDA)	0
16/17 Contracted orthodontic activity (UOA)	0
Carry forward orthodontic activity (UOA)	0
Baseline contract value	£428,996.15

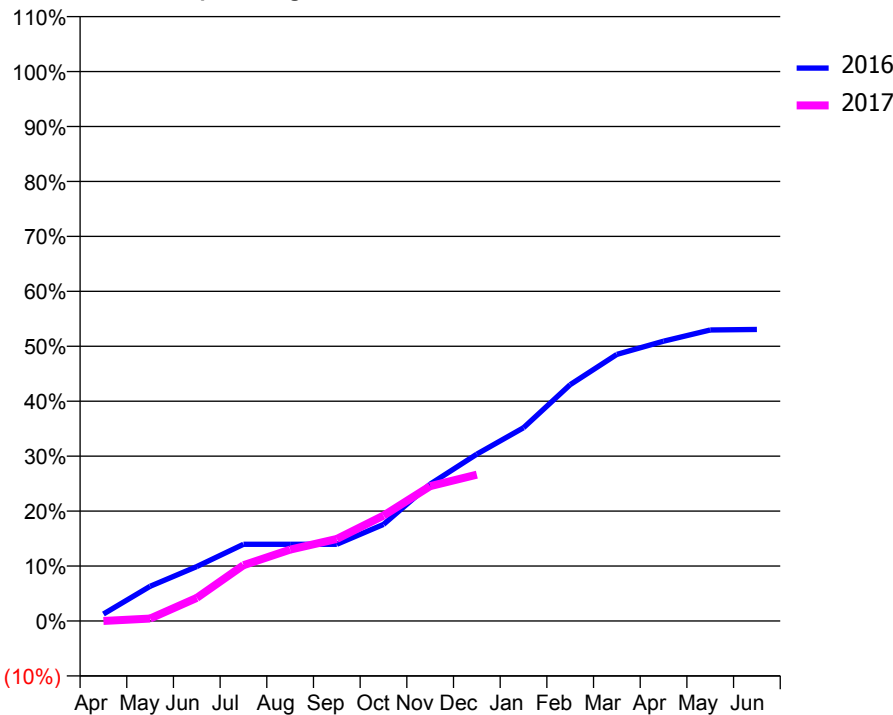
### ACCESS\*

Patients seen in 24 months	Total	Change since previous quarter
Quarter ending December 2015	3,025	
Quarter ending March 2016	3,019	→
Quarter ending June 2016	3,023	→
Quarter ending September 2016	2,933	↓
Quarter ending December 2016	2,813	↓
<b>Variance since December 2015</b>	<b>(7.0%)</b>	<b>↓</b>



### ACTIVITY

Cumulative percentage of contracted UDA delivered 2016 & 2017



Month	Adjusted Scheduled Activity (UDA)	
	2016	2017
April	203	0
May	1,012	74
June	1,587	674
July	2,233	1,624
August	2,233	2,078
September	2,233	2,390
October	2,812	3,068
November	3,984	3,927
December	4,858	4,260
January	5,628	
February	6,884	
March	7,762	
April	8,147	
May	8,475	
June	8,491	

### QUALITY

	Quantity	Base Number	Contract	AT	Region	England
% of FP17s for the same patient ID Re-attending within 3 months - Children	71	580	12.2%	10.4%	13.4%	12.4%
% of FP17s for the same patient ID Re-attending within 3 months - Adults	215	1,698	12.7%	13.7%	17.3%	16.6%
% of FP17s for the same patient ID Re-attending between 3 & 9 months - Children	306	580	52.8%	62.8%	58.9%	57.5%
% of FP17s for the same patient ID Re-attending between 3 & 9 months - Adults	886	1,698	52.2%	54.7%	52.5%	50.4%
% of FP17s for Band 1 Urgent Courses	130	1,935	6.7%	7.3%	9.3%	9.1%
% of FP17s Relating to Free Repair or Replacements	8	1,935	0.4%	1.0%	1.0%	0.8%
% of FP17s Relating to Continuations	48	1,935	2.5%	1.3%	1.5%	1.3%
% of Patients satisfied with the dentistry they have received	1	2	N/A	93.8%	93.1%	92.7%
% of Patients satisfied with the time they had to wait for an appointment	1	2	N/A	90.6%	89.8%	88.8%

\* This is based on patients treated on this contract for their most recent course of treatment. Figures in italics indicate the base number of FP17s or Patient Questionnaire responses are less than 100. N/A is shown where the base number of responses is less than 10 during the period. % is calculated as Quantity/Base number\*100



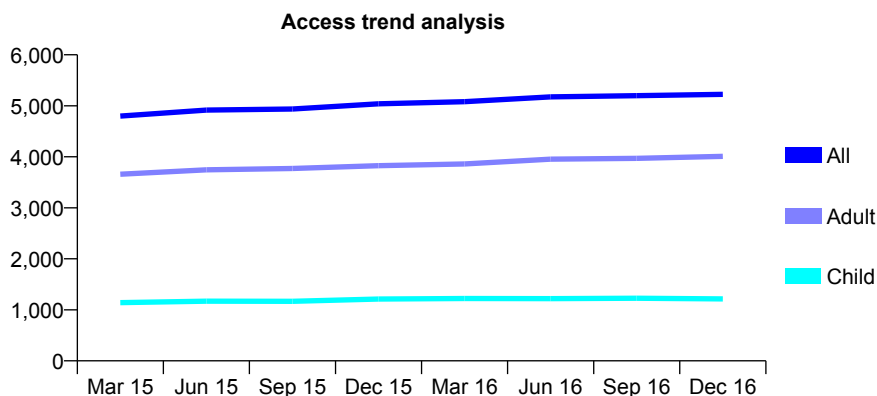
## Q50 - Vital Signs At a Glance Contract Report for 146293/0001 - December 2016

Name or company name	Willerby Dental Care
Contract type name	GDS Contract
Purpose of contract	General
Contract start date	01/04/2009
Contract end date	

16/17 Contracted general activity (UDA)	12,500
Carry forward general activity (UDA)	0
16/17 Contracted orthodontic activity (UOA)	0
Carry forward orthodontic activity (UOA)	0
Baseline contract value	£398,841.28

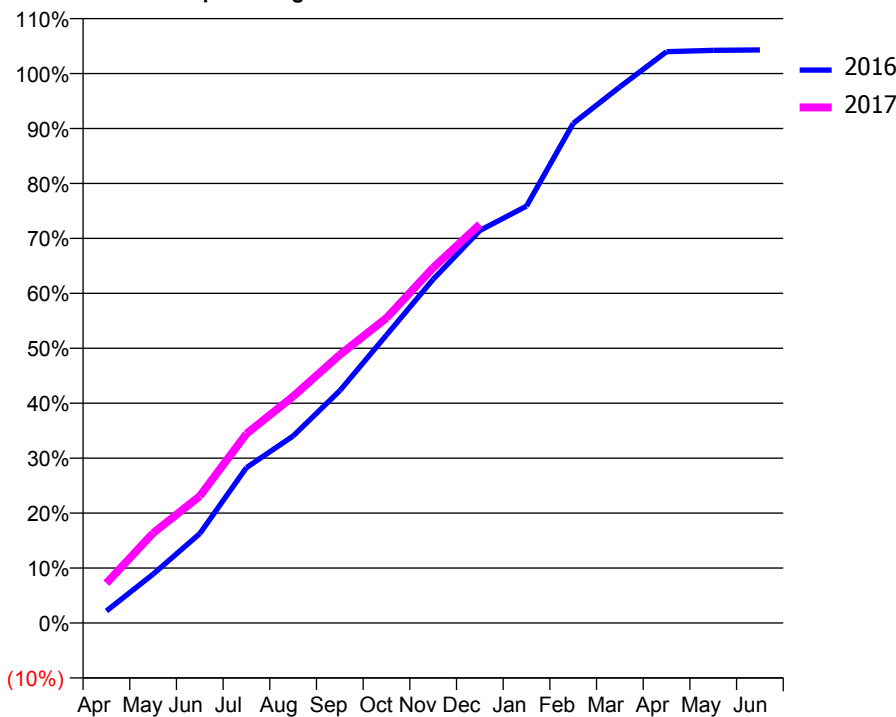
### ACCESS\*

Patients seen in 24 months	Total	Change since previous quarter
Quarter ending December 2015	5,040	
Quarter ending March 2016	5,082	→
Quarter ending June 2016	5,174	→
Quarter ending September 2016	5,198	→
Quarter ending December 2016	5,224	→
<b>Variance since December 2015</b>	<b>3.7%</b>	<b>↑</b>



### ACTIVITY

Cumulative percentage of contracted UDA delivered 2016 & 2017



Month	Adjusted Scheduled Activity (UDA)	
	2016	2017
April	275	905
May	1,112	2,045
June	2,035	2,886
July	3,536	4,306
August	4,256	5,156
September	5,285	6,103
October	6,551	6,939
November	7,817	8,081
December	8,929	9,067
January	9,485	
February	11,364	
March	12,194	
April	12,998	
May	13,025	
June	13,037	

### QUALITY

	Quantity	Base Number	Contract	AT	Region	England
% of FP17s for the same patient ID Re-attending within 3 months - Children	114	1,520	7.5%	10.4%	13.4%	12.4%
% of FP17s for the same patient ID Re-attending within 3 months - Adults	433	4,121	10.5%	13.7%	17.3%	16.6%
% of FP17s for the same patient ID Re-attending between 3 & 9 months - Children	1,068	1,520	70.3%	62.8%	58.9%	57.5%
% of FP17s for the same patient ID Re-attending between 3 & 9 months - Adults	1,877	4,121	45.5%	54.7%	52.5%	50.4%
% of FP17s for Band 1 Urgent Courses	359	5,211	6.9%	7.3%	9.3%	9.1%
% of FP17s Relating to Free Repair or Replacements	15	5,211	0.3%	1.0%	1.0%	0.8%
% of FP17s Relating to Continuations	30	5,211	0.6%	1.3%	1.5%	1.3%
% of Patients satisfied with the dentistry they have received	20	21	95.2%	93.8%	93.1%	92.7%
% of Patients satisfied with the time they had to wait for an appointment	18	21	85.7%	90.6%	89.8%	88.8%

\* This is based on patients treated on this contract for their most recent course of treatment. Figures in italics indicate the base number of FP17s or Patient Questionnaire responses are less than 100. N/A is shown where the base number of responses is less than 10 during the period. % is calculated as Quantity/Base number\*100

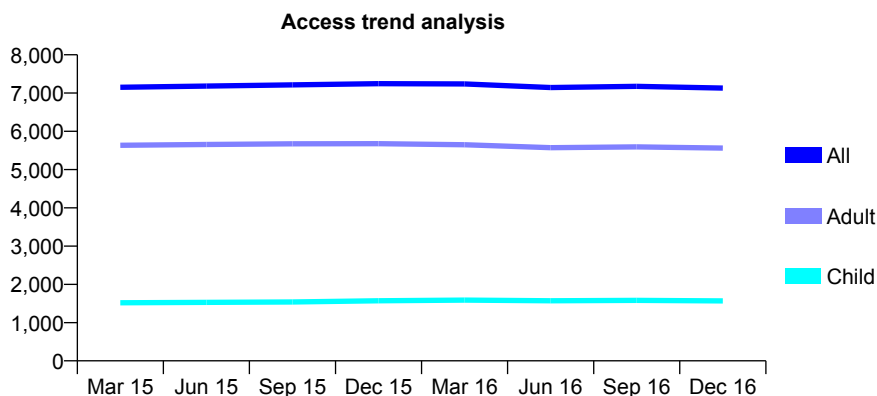
## Q50 - Vital Signs At a Glance Contract Report for 148016/0001 - December 2016

Name or company name	CROMWELL DENTAL PRACTICE LIMITED
Contract type name	GDS Contract
Purpose of contract	General
Contract start date	01/01/2008
Contract end date	

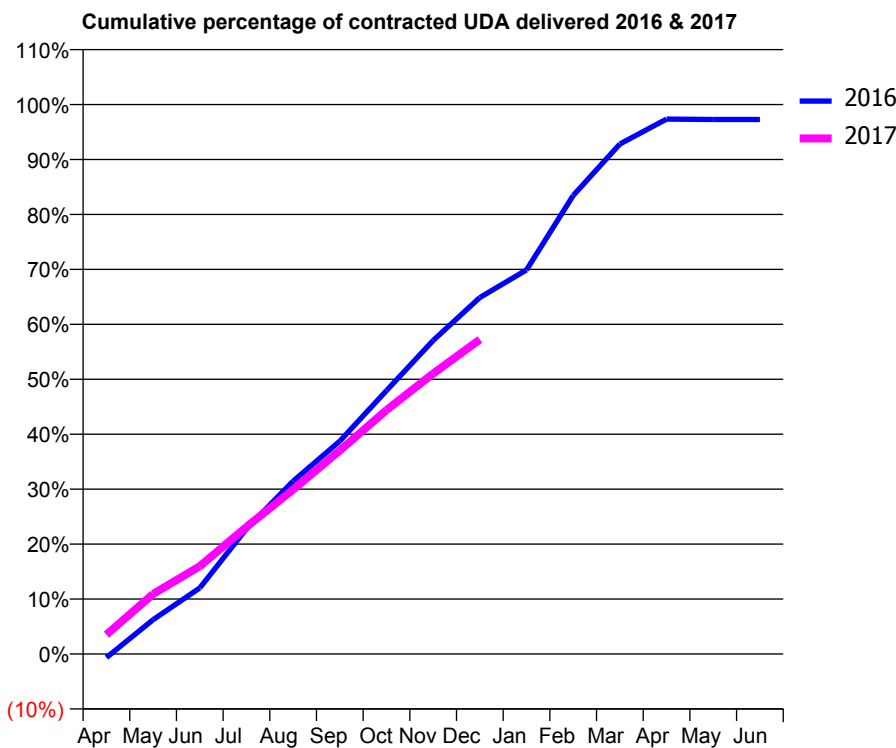
16/17 Contracted general activity (UDA)	18,271
Carry forward general activity (UDA)	0
16/17 Contracted orthodontic activity (UOA)	0
Carry forward orthodontic activity (UOA)	0
Baseline contract value	£538,201.63

### ACCESS\*

Patients seen in 24 months	Total	Change since previous quarter
Quarter ending December 2015	7,246	
Quarter ending March 2016	7,238	→
Quarter ending June 2016	7,143	↓
Quarter ending September 2016	7,174	→
Quarter ending December 2016	7,129	→
<b>Variance since December 2015</b>	<b>(1.6%)</b>	<b>↓</b>



### ACTIVITY



Month	Adjusted Scheduled Activity (UDA)	
	2016	2017
April	-121	647
May	1,143	1,999
June	2,196	2,919
July	4,167	4,226
August	5,749	5,468
September	7,078	6,770
October	8,758	8,111
November	10,425	9,326
December	11,853	10,456
January	12,772	
February	15,246	
March	16,956	
April	17,788	
May	17,773	
June	17,774	

### QUALITY

	Quantity	Base Number	Contract	AT	Region	England
% of FP17s for the same patient ID Re-attending within 3 months - Children	94	1,573	6.0%	10.4%	13.4%	12.4%
% of FP17s for the same patient ID Re-attending within 3 months - Adults	616	4,727	13.0%	13.7%	17.3%	16.6%
% of FP17s for the same patient ID Re-attending between 3 & 9 months - Children	977	1,573	62.1%	62.8%	58.9%	57.5%
% of FP17s for the same patient ID Re-attending between 3 & 9 months - Adults	1,904	4,727	40.3%	54.7%	52.5%	50.4%
% of FP17s for Band 1 Urgent Courses	682	5,860	11.6%	7.3%	9.3%	9.1%
% of FP17s Relating to Free Repair or Replacements	71	5,860	1.2%	1.0%	1.0%	0.8%
% of FP17s Relating to Continuations	122	5,860	2.1%	1.3%	1.5%	1.3%
% of Patients satisfied with the dentistry they have received	13	14	92.9%	93.8%	93.1%	92.7%
% of Patients satisfied with the time they had to wait for an appointment	13	14	92.9%	90.6%	89.8%	88.8%

\* This is based on patients treated on this contract for their most recent course of treatment. Figures in italics indicate the base number of FP17s or Patient Questionnaire responses are less than 100. N/A is shown where the base number of responses is less than 10 during the period. % is calculated as Quantity/Base number\*100

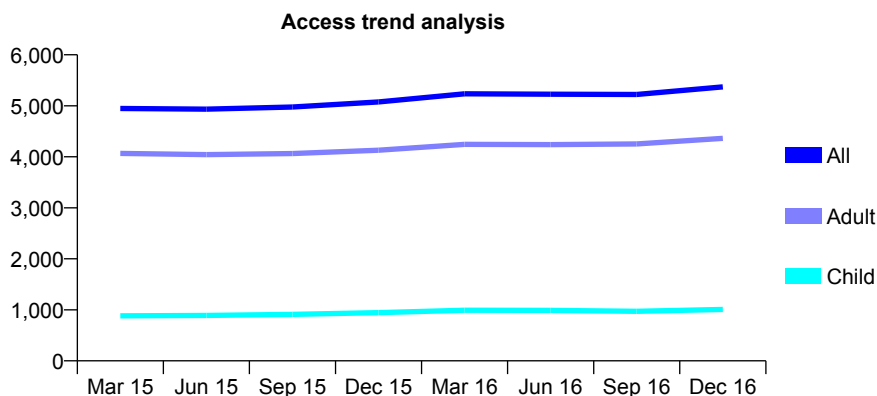
## Q50 - Vital Signs At a Glance Contract Report for 149624/0001 - December 2016

Name or company name	Alpha Dental Kirkbymoorside
Contract type name	GDS Contract
Purpose of contract	General
Contract start date	01/11/2011
Contract end date	

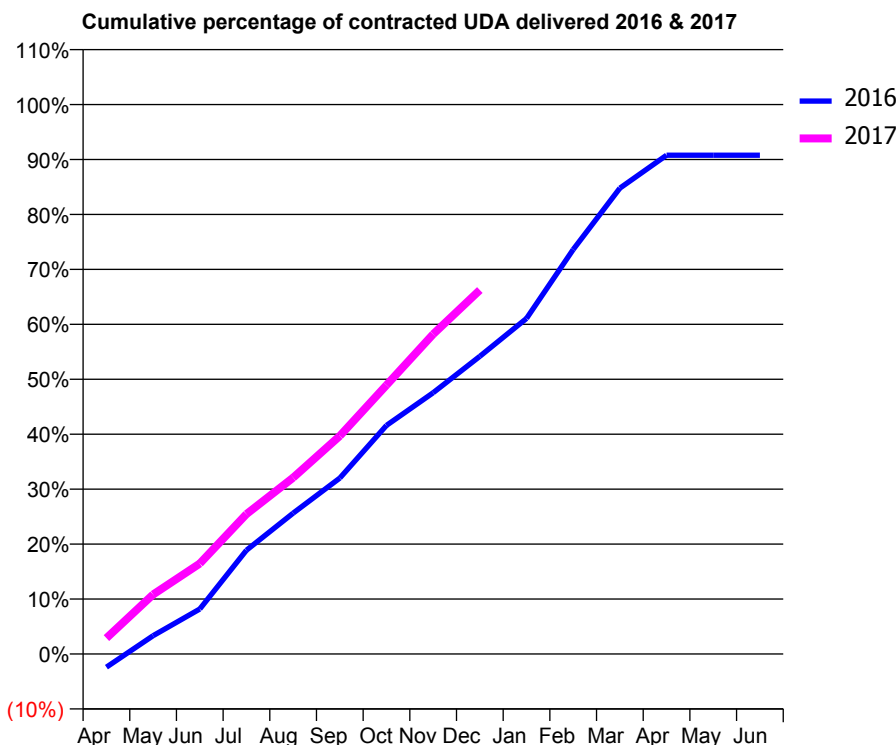
16/17 Contracted general activity (UDA)	13,809
Carry forward general activity (UDA)	0
16/17 Contracted orthodontic activity (UOA)	0
Carry forward orthodontic activity (UOA)	0
Baseline contract value	£335,982.81

### ACCESS\*

Patients seen in 24 months	Total	Change since previous quarter
Quarter ending December 2015	5,076	
Quarter ending March 2016	5,235	↑
Quarter ending June 2016	5,228	→
Quarter ending September 2016	5,222	→
Quarter ending December 2016	5,370	↑
<b>Variance since December 2015</b>	<b>5.8%</b>	<b>↑</b>



### ACTIVITY



Month	Adjusted Scheduled Activity (UDA)	
	2016	2017
April	-334	401
May	461	1,495
June	1,132	2,275
July	2,609	3,518
August	3,542	4,431
September	4,423	5,481
October	5,744	6,756
November	6,568	8,037
December	7,482	9,148
January	8,434	
February	10,164	
March	11,705	
April	12,534	
May	12,534	
June	12,534	

### QUALITY

	Quantity	Base Number	Contract	AT	Region	England
% of FP17s for the same patient ID Re-attending within 3 months - Children	93	1,076	8.6%	10.4%	13.4%	12.4%
% of FP17s for the same patient ID Re-attending within 3 months - Adults	493	3,970	12.4%	13.7%	17.3%	16.6%
% of FP17s for the same patient ID Re-attending between 3 & 9 months - Children	638	1,076	59.3%	62.8%	58.9%	57.5%
% of FP17s for the same patient ID Re-attending between 3 & 9 months - Adults	2,068	3,970	52.1%	54.7%	52.5%	50.4%
% of FP17s for Band 1 Urgent Courses	171	4,240	4.0%	7.3%	9.3%	9.1%
% of FP17s Relating to Free Repair or Replacements	33	4,240	0.8%	1.0%	1.0%	0.8%
% of FP17s Relating to Continuations	87	4,240	2.1%	1.3%	1.5%	1.3%
% of Patients satisfied with the dentistry they have received	5	5	N/A	93.8%	93.1%	92.7%
% of Patients satisfied with the time they had to wait for an appointment	4	5	N/A	90.6%	89.8%	88.8%

\* This is based on patients treated on this contract for their most recent course of treatment. Figures in italics indicate the base number of FP17s or Patient Questionnaire responses are less than 100. N/A is shown where the base number of responses is less than 10 during the period. % is calculated as Quantity/Base number\*100

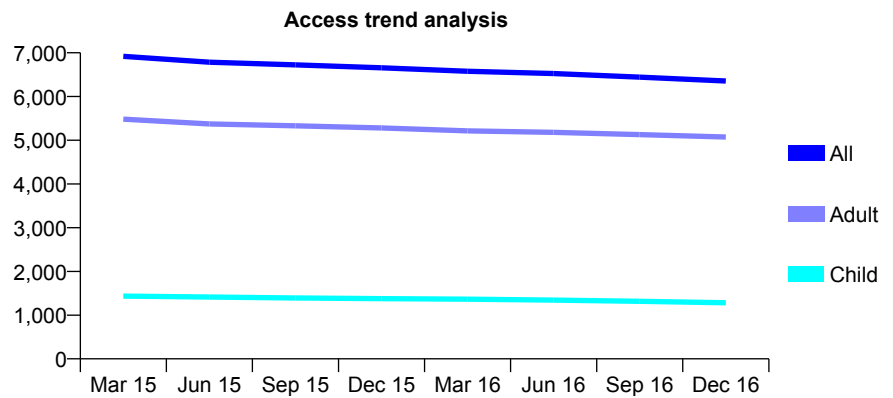
## Q50 - Vital Signs At a Glance Contract Report for 149918/0001 - December 2016

Name or company name	North Park Dental Practice
Contract type name	GDS Contract
Purpose of contract	General
Contract start date	01/11/2008
Contract end date	

16/17 Contracted general activity (UDA)	16,902
Carry forward general activity (UDA)	0
16/17 Contracted orthodontic activity (UOA)	0
Carry forward orthodontic activity (UOA)	0
Baseline contract value	£426,521.12

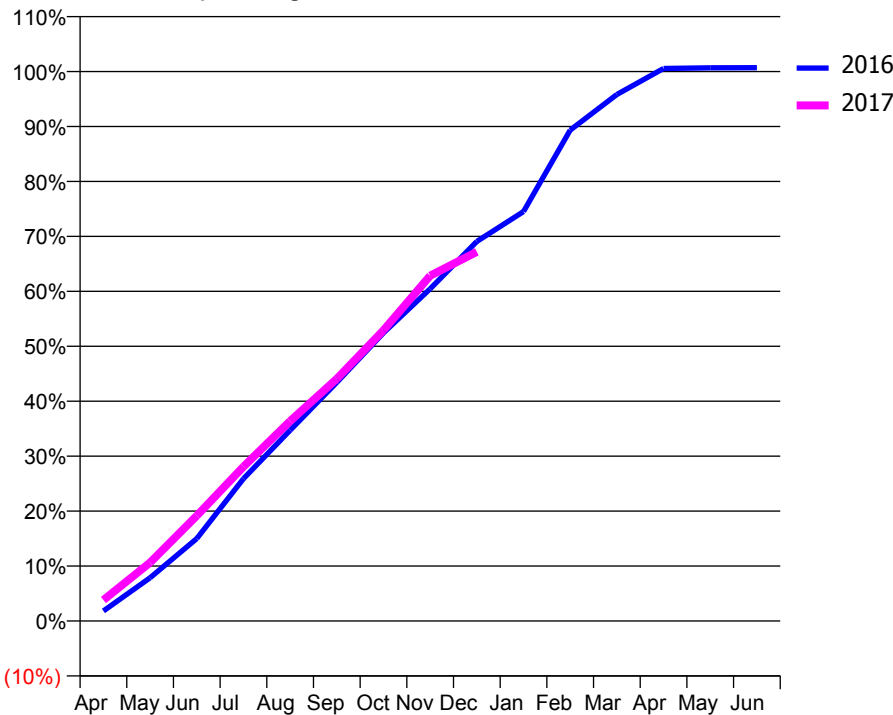
### ACCESS\*

Patients seen in 24 months	Total	Change since previous quarter
Quarter ending December 2015	6,658	
Quarter ending March 2016	6,579	↓
Quarter ending June 2016	6,526	→
Quarter ending September 2016	6,443	↓
Quarter ending December 2016	6,356	↓
<b>Variance since December 2015</b>	<b>(4.5%)</b>	<b>↓</b>



### ACTIVITY

Cumulative percentage of contracted UDA delivered 2016 & 2017



Month	Adjusted Scheduled Activity (UDA)	
	2016	2017
April	312	647
May	1,329	1,801
June	2,538	3,239
July	4,377	4,747
August	5,867	6,148
September	7,339	7,452
October	8,862	8,942
November	10,220	10,621
December	11,677	11,355
January	12,596	
February	15,102	
March	16,194	
April	16,996	
May	17,016	
June	17,020	

### QUALITY

	Quantity	Base Number	Contract	AT	Region	England
% of FP17s for the same patient ID Re-attending within 3 months - Children	89	1,432	6.2%	10.4%	13.4%	12.4%
% of FP17s for the same patient ID Re-attending within 3 months - Adults	815	5,657	14.4%	13.7%	17.3%	16.6%
% of FP17s for the same patient ID Re-attending between 3 & 9 months - Children	1,003	1,432	70.0%	62.8%	58.9%	57.5%
% of FP17s for the same patient ID Re-attending between 3 & 9 months - Adults	3,823	5,657	67.6%	54.7%	52.5%	50.4%
% of FP17s for Band 1 Urgent Courses	534	6,229	8.6%	7.3%	9.3%	9.1%
% of FP17s Relating to Free Repair or Replacements	99	6,229	1.6%	1.0%	1.0%	0.8%
% of FP17s Relating to Continuations	36	6,229	0.6%	1.3%	1.5%	1.3%
% of Patients satisfied with the dentistry they have received	43	43	100.0%	93.8%	93.1%	92.7%
% of Patients satisfied with the time they had to wait for an appointment	41	43	95.3%	90.6%	89.8%	88.8%

\* This is based on patients treated on this contract for their most recent course of treatment. Figures in italics indicate the base number of FP17s or Patient Questionnaire responses are less than 100. N/A is shown where the base number of responses is less than 10 during the period. % is calculated as Quantity/Base number\*100

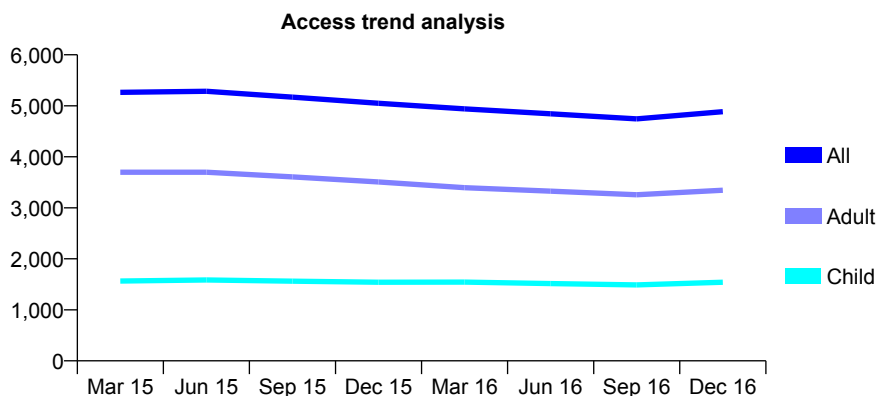
## Q50 - Vital Signs At a Glance Contract Report for 150118/0001 - December 2016

Name or company name	Alpha Dental Studio
Contract type name	GDS Contract
Purpose of contract	General
Contract start date	01/10/2008
Contract end date	

16/17 Contracted general activity (UDA)	13,000
Carry forward general activity (UDA)	0
16/17 Contracted orthodontic activity (UOA)	0
Carry forward orthodontic activity (UOA)	0
Baseline contract value	£332,540.40

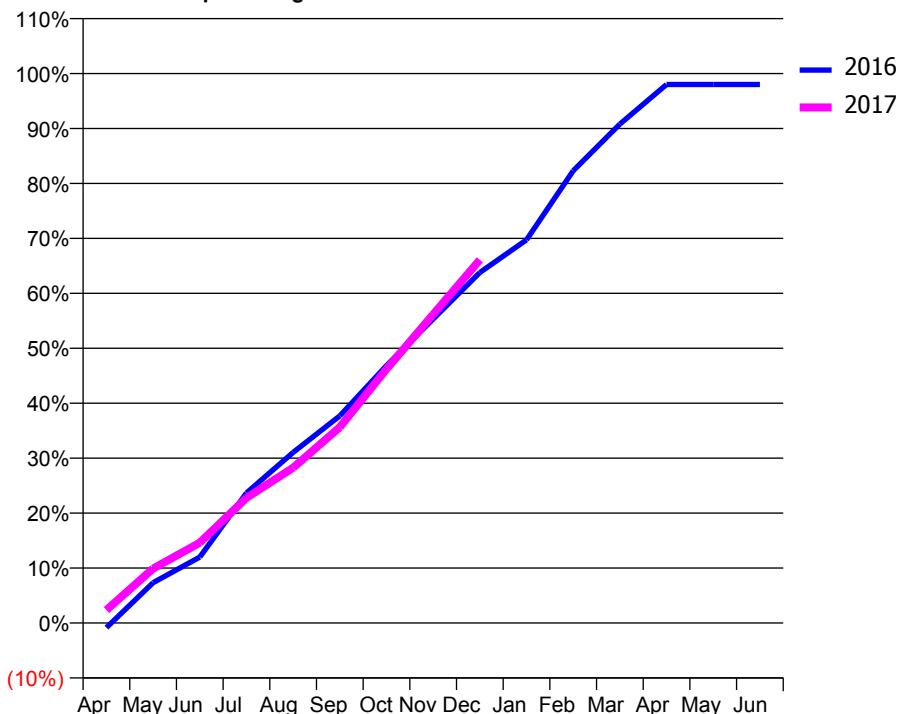
### ACCESS\*

Patients seen in 24 months	Total	Change since previous quarter
Quarter ending December 2015	5,049	
Quarter ending March 2016	4,939	↓
Quarter ending June 2016	4,842	↓
Quarter ending September 2016	4,745	↓
Quarter ending December 2016	4,886	↑
<b>Variance since December 2015</b>	<b>(3.2%)</b>	<b>↓</b>



### ACTIVITY

Cumulative percentage of contracted UDA delivered 2016 & 2017



Month	Adjusted Scheduled Activity (UDA)	
	2016	2017
April	-111	306
May	953	1,290
June	1,559	1,902
July	3,078	2,960
August	4,037	3,673
September	4,902	4,633
October	6,092	6,008
November	7,193	7,301
December	8,293	8,591
January	9,065	
February	10,699	
March	11,804	
April	12,740	
May	12,741	
June	12,741	

### QUALITY

	Quantity	Base Number	Contract	AT	Region	England
% of FP17s for the same patient ID Re-attending within 3 months - Children	113	1,533	7.4%	10.4%	13.4%	12.4%
% of FP17s for the same patient ID Re-attending within 3 months - Adults	485	3,277	14.8%	13.7%	17.3%	16.6%
% of FP17s for the same patient ID Re-attending between 3 & 9 months - Children	862	1,533	56.2%	62.8%	58.9%	57.5%
% of FP17s for the same patient ID Re-attending between 3 & 9 months - Adults	1,639	3,277	50.0%	54.7%	52.5%	50.4%
% of FP17s for Band 1 Urgent Courses	222	4,036	5.5%	7.3%	9.3%	9.1%
% of FP17s Relating to Free Repair or Replacements	25	4,036	0.6%	1.0%	1.0%	0.8%
% of FP17s Relating to Continuations	97	4,036	2.4%	1.3%	1.5%	1.3%
% of Patients satisfied with the dentistry they have received	2	2	N/A	93.8%	93.1%	92.7%
% of Patients satisfied with the time they had to wait for an appointment	2	2	N/A	90.6%	89.8%	88.8%

\* This is based on patients treated on this contract for their most recent course of treatment. Figures in italics indicate the base number of FP17s or Patient Questionnaire responses are less than 100. N/A is shown where the base number of responses is less than 10 during the period. % is calculated as Quantity/Base number\*100

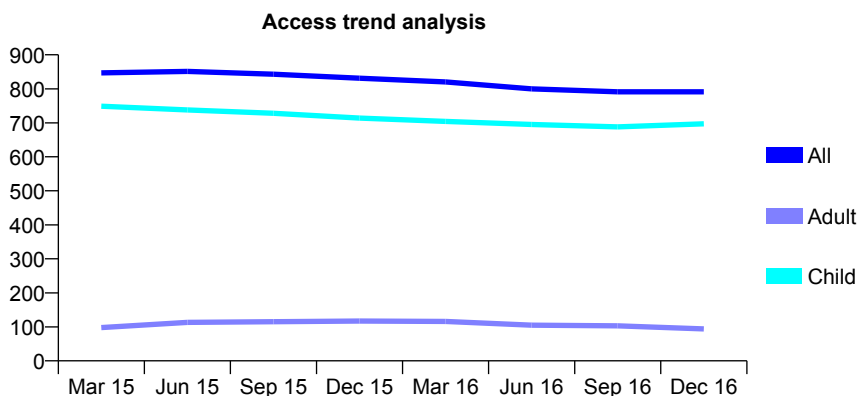
## Q50 - Vital Signs At a Glance Contract Report for 150681/0001 - December 2016

Name or company name	Leyburn Dental Practice Ltd
Contract type name	GDS Contract
Purpose of contract	General
Contract start date	01/06/2013
Contract end date	

16/17 Contracted general activity (UDA)	2,400
Carry forward general activity (UDA)	0
16/17 Contracted orthodontic activity (UOA)	0
Carry forward orthodontic activity (UOA)	0
Baseline contract value	£62,443.52

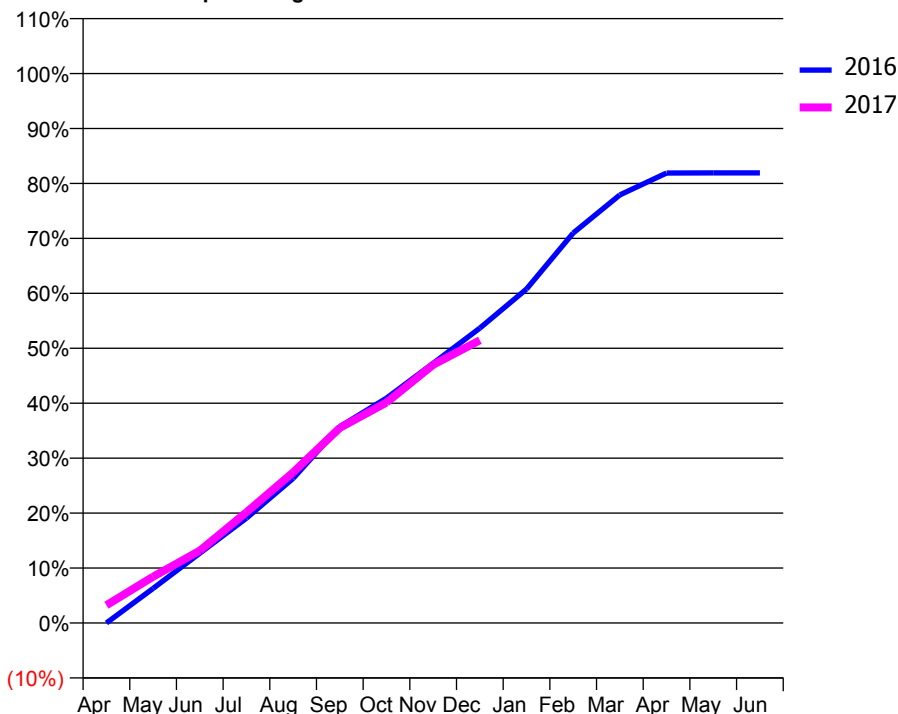
### ACCESS\*

Patients seen in 24 months	Total	Change since previous quarter
Quarter ending December 2015	831	
Quarter ending March 2016	820	↓
Quarter ending June 2016	800	↓
Quarter ending September 2016	791	↓
Quarter ending December 2016	791	→
<b>Variance since December 2015</b>	<b>(4.8%)</b>	<b>↓</b>



### ACTIVITY

Cumulative percentage of contracted UDA delivered 2016 & 2017



Month	Adjusted Scheduled Activity (UDA)	
	2016	2017
April	0	78
May	151	202
June	305	316
July	458	484
August	632	658
September	858	852
October	982	963
November	1,134	1,128
December	1,288	1,235
January	1,458	
February	1,703	
March	1,870	
April	1,965	
May	1,966	
June	1,966	

### QUALITY

	Quantity	Base Number	Contract	AT	Region	England
% of FP17s for the same patient ID Re-attending within 3 months - Children	127	987	12.9%	10.4%	13.4%	12.4%
% of FP17s for the same patient ID Re-attending within 3 months - Adults	0	0	N/A	13.7%	17.3%	16.6%
% of FP17s for the same patient ID Re-attending between 3 & 9 months - Children	720	987	72.9%	62.8%	58.9%	57.5%
% of FP17s for the same patient ID Re-attending between 3 & 9 months - Adults	0	0	N/A	54.7%	52.5%	50.4%
% of FP17s for Band 1 Urgent Courses	26	918	2.8%	7.3%	9.3%	9.1%
% of FP17s Relating to Free Repair or Replacements	0	918	0.0%	1.0%	1.0%	0.8%
% of FP17s Relating to Continuations	20	918	2.2%	1.3%	1.5%	1.3%
% of Patients satisfied with the dentistry they have received	2	2	N/A	93.8%	93.1%	92.7%
% of Patients satisfied with the time they had to wait for an appointment	2	2	N/A	90.6%	89.8%	88.8%

\* This is based on patients treated on this contract for their most recent course of treatment. Figures in italics indicate the base number of FP17s or Patient Questionnaire responses are less than 100. N/A is shown where the base number of responses is less than 10 during the period. % is calculated as Quantity/Base number\*100

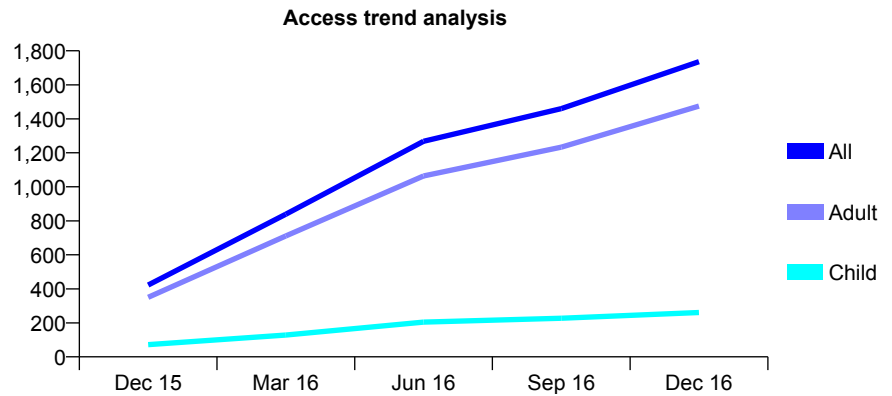
## Q50 - Vital Signs At a Glance Contract Report for 151874/0001 - December 2016

Name or company name	Miss Z Ishak
Contract type name	GDS Contract
Purpose of contract	General
Contract start date	01/10/2015
Contract end date	

16/17 Contracted general activity (UDA)	5,875
Carry forward general activity (UDA)	0
16/17 Contracted orthodontic activity (UOA)	0
Carry forward orthodontic activity (UOA)	0
Baseline contract value	£181,620.11

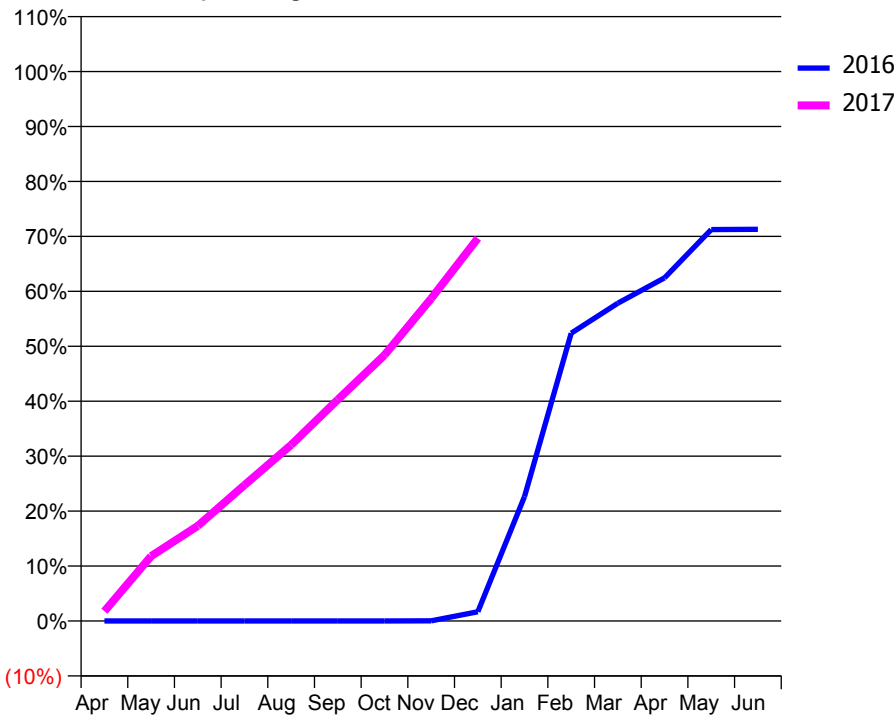
### ACCESS\*

Patients seen in 24 months	Total	Change since previous quarter
Quarter ending December 2015	422	
Quarter ending March 2016	839	↑
Quarter ending June 2016	1,268	↑
Quarter ending September 2016	1,460	↑
Quarter ending December 2016	1,736	↑
<b>Variance since December 2015</b>	<b>311.4%</b>	<b>↑</b>



### ACTIVITY

Cumulative percentage of contracted UDA delivered 2016 & 2017



Month	Adjusted Scheduled Activity (UDA)	
	2016	2017
April	0	105
May	0	693
June	0	1,018
July	0	1,453
August	0	1,883
September	0	2,367
October	0	2,843
November	1	3,449
December	49	4,092
January	666	
February	1,539	
March	1,699	
April	1,835	
May	2,093	
June	2,095	

### QUALITY

	Quantity	Base Number	Contract	AT	Region	England
% of FP17s for the same patient ID Re-attending within 3 months - Children	5	253	2.0%	10.4%	13.4%	12.4%
% of FP17s for the same patient ID Re-attending within 3 months - Adults	182	1,533	11.9%	13.7%	17.3%	16.6%
% of FP17s for the same patient ID Re-attending between 3 & 9 months - Children	74	253	29.2%	62.8%	58.9%	57.5%
% of FP17s for the same patient ID Re-attending between 3 & 9 months - Adults	434	1,533	28.3%	54.7%	52.5%	50.4%
% of FP17s for Band 1 Urgent Courses	39	1,600	2.4%	7.3%	9.3%	9.1%
% of FP17s Relating to Free Repair or Replacements	2	1,600	0.1%	1.0%	1.0%	0.8%
% of FP17s Relating to Continuations	71	1,600	4.4%	1.3%	1.5%	1.3%
% of Patients satisfied with the dentistry they have received	1	1	N/A	93.8%	93.1%	92.7%
% of Patients satisfied with the time they had to wait for an appointment	1	1	N/A	90.6%	89.8%	88.8%

\* This is based on patients treated on this contract for their most recent course of treatment. Figures in italics indicate the base number of FP17s or Patient Questionnaire responses are less than 100. N/A is shown where the base number of responses is less than 10 during the period. % is calculated as Quantity/Base number\*100



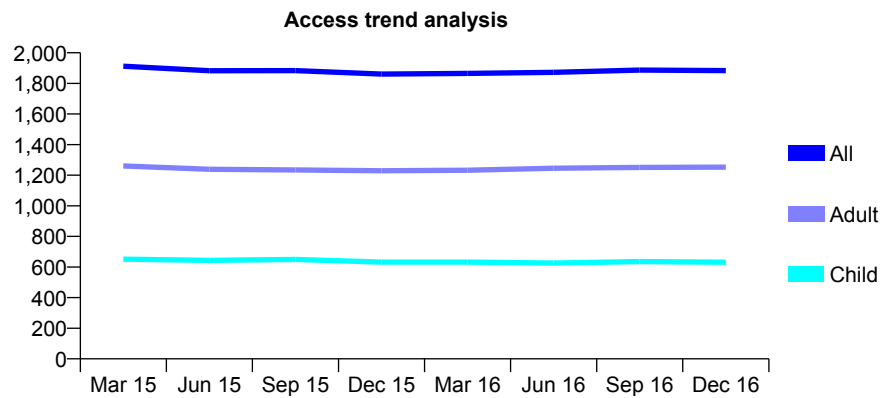
## Q50 - Vital Signs At a Glance Contract Report for 152293/0001 - December 2016

Name or company name	Winterton Dental Practice Limited
Contract type name	GDS Contract
Purpose of contract	General
Contract start date	01/06/2012
Contract end date	

16/17 Contracted general activity (UDA)	4,467
Carry forward general activity (UDA)	0
16/17 Contracted orthodontic activity (UOA)	0
Carry forward orthodontic activity (UOA)	0
Baseline contract value	£138,359.42

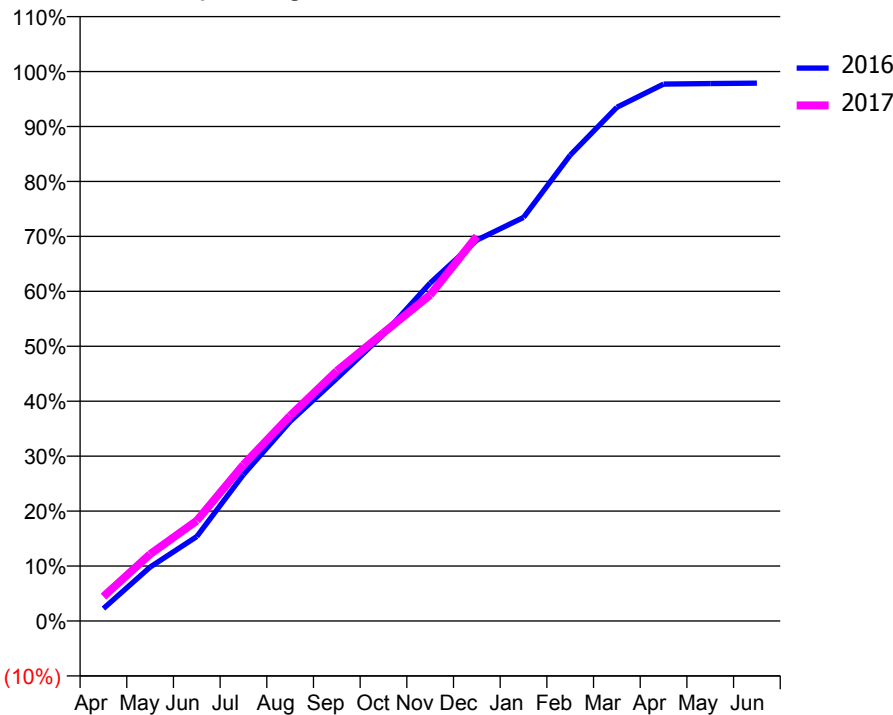
### ACCESS\*

Patients seen in 24 months	Total	Change since previous quarter
Quarter ending December 2015	1,861	
Quarter ending March 2016	1,865	→
Quarter ending June 2016	1,872	→
Quarter ending September 2016	1,887	→
Quarter ending December 2016	1,884	→
<b>Variance since December 2015</b>	<b>1.2%</b>	<b>→</b>



### ACTIVITY

Cumulative percentage of contracted UDA delivered 2016 & 2017



Month	Adjusted Scheduled Activity (UDA)	
	2016	2017
April	101	199
May	438	543
June	687	816
July	1,191	1,271
August	1,622	1,669
September	1,973	2,033
October	2,330	2,343
November	2,747	2,651
December	3,096	3,128
January	3,281	
February	3,787	
March	4,176	
April	4,365	
May	4,369	
June	4,372	

### QUALITY

	Quantity	Base Number	Contract	AT	Region	England
% of FP17s for the same patient ID Re-attending within 3 months - Children	39	756	5.2%	10.4%	13.4%	12.4%
% of FP17s for the same patient ID Re-attending within 3 months - Adults	133	1,305	10.2%	13.7%	17.3%	16.6%
% of FP17s for the same patient ID Re-attending between 3 & 9 months - Children	521	756	68.9%	62.8%	58.9%	57.5%
% of FP17s for the same patient ID Re-attending between 3 & 9 months - Adults	660	1,305	50.6%	54.7%	52.5%	50.4%
% of FP17s for Band 1 Urgent Courses	119	1,931	6.2%	7.3%	9.3%	9.1%
% of FP17s Relating to Free Repair or Replacements	32	1,931	1.7%	1.0%	1.0%	0.8%
% of FP17s Relating to Continuations	10	1,931	0.5%	1.3%	1.5%	1.3%
% of Patients satisfied with the dentistry they have received	2	2	N/A	93.8%	93.1%	92.7%
% of Patients satisfied with the time they had to wait for an appointment	2	2	N/A	90.6%	89.8%	88.8%

\* This is based on patients treated on this contract for their most recent course of treatment. Figures in italics indicate the base number of FP17s or Patient Questionnaire responses are less than 100. N/A is shown where the base number of responses is less than 10 during the period. % is calculated as Quantity/Base number\*100

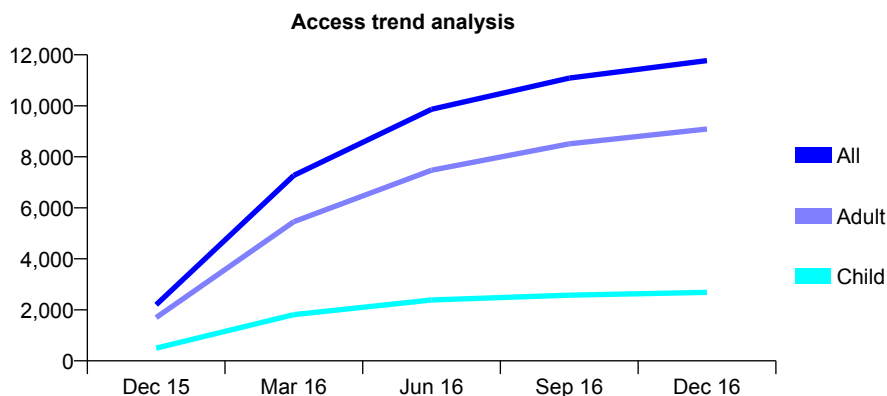
## Q50 - Vital Signs At a Glance Contract Report for 152404/0001 - December 2016

Name or company name	W S Inness & Associates
Contract type name	GDS Contract
Purpose of contract	General
Contract start date	01/11/2015
Contract end date	

16/17 Contracted general activity (UDA)	30,321
Carry forward general activity (UDA)	0
16/17 Contracted orthodontic activity (UOA)	0
Carry forward orthodontic activity (UOA)	0
Baseline contract value	£873,140.94

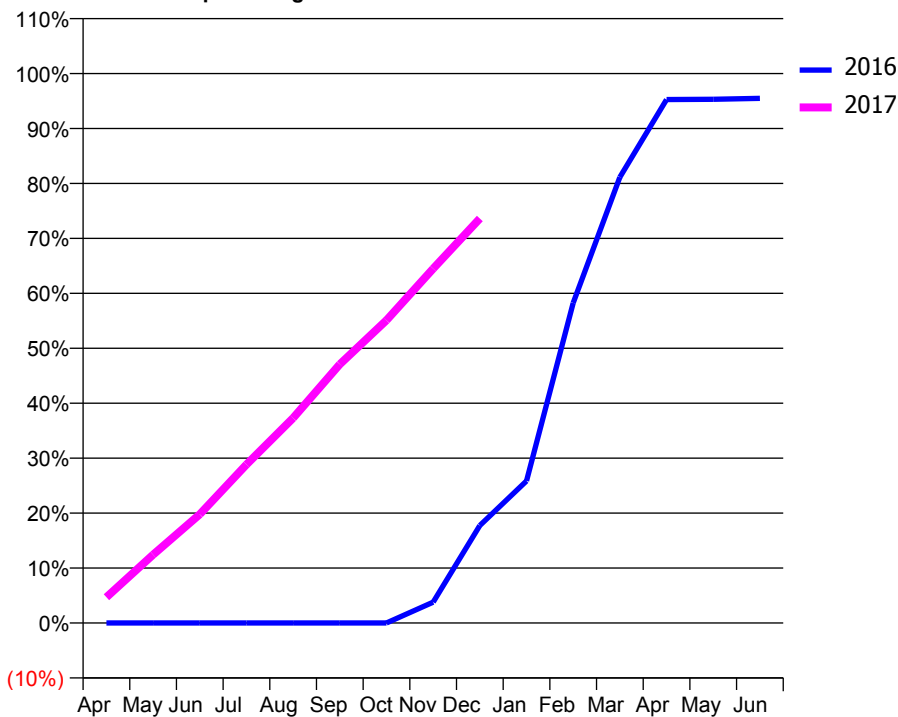
### ACCESS\*

Patients seen in 24 months	Total	Change since previous quarter
Quarter ending December 2015	2,198	
Quarter ending March 2016	7,271	↑
Quarter ending June 2016	9,865	↑
Quarter ending September 2016	11,085	↑
Quarter ending December 2016	11,772	↑
<b>Variance since December 2015</b>	<b>435.6%</b>	<b>↑</b>



### ACTIVITY

Cumulative percentage of contracted UDA delivered 2016 & 2017



Adjusted Scheduled Activity (UDA)

Month	2016	2017
April	0	1,426
May	0	3,772
June	0	5,999
July	0	8,742
August	0	11,316
September	0	14,279
October	0	16,703
November	481	19,550
December	2,243	22,322
January	3,265	
February	7,358	
March	10,251	
April	12,036	
May	12,041	
June	12,063	

### QUALITY

	Quantity	Base Number	Contract	AT	Region	England
% of FP17s for the same patient ID Re-attending within 3 months - Children	261	3,714	7.0%	10.4%	13.4%	12.4%
% of FP17s for the same patient ID Re-attending within 3 months - Adults	1,520	11,966	12.7%	13.7%	17.3%	16.6%
% of FP17s for the same patient ID Re-attending between 3 & 9 months - Children	2,038	3,714	54.9%	62.8%	58.9%	57.5%
% of FP17s for the same patient ID Re-attending between 3 & 9 months - Adults	5,899	11,966	49.3%	54.7%	52.5%	50.4%
% of FP17s for Band 1 Urgent Courses	951	13,962	6.8%	7.3%	9.3%	9.1%
% of FP17s Relating to Free Repair or Replacements	116	13,962	0.8%	1.0%	1.0%	0.8%
% of FP17s Relating to Continuations	117	13,962	0.8%	1.3%	1.5%	1.3%
% of Patients satisfied with the dentistry they have received	38	40	95.0%	93.8%	93.1%	92.7%
% of Patients satisfied with the time they had to wait for an appointment	38	40	95.0%	90.6%	89.8%	88.8%

\* This is based on patients treated on this contract for their most recent course of treatment. Figures in italics indicate the base number of FP17s or Patient Questionnaire responses are less than 100. N/A is shown where the base number of responses is less than 10 during the period. % is calculated as Quantity/Base number\*100

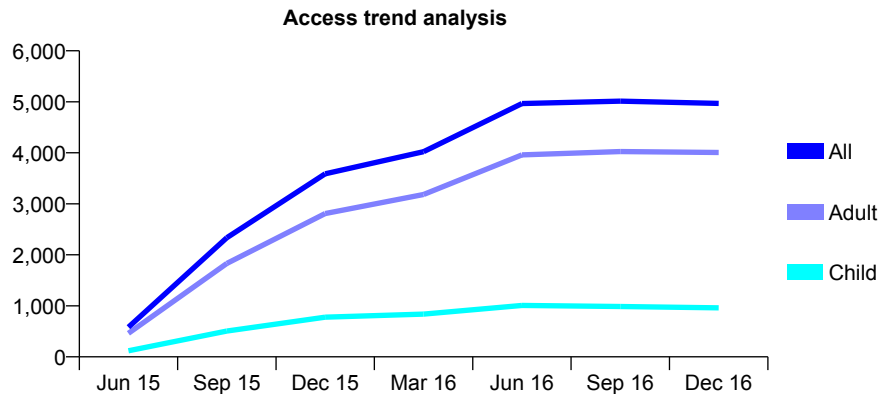
## Q50 - Vital Signs At a Glance Contract Report for 155365/0002 - December 2016

Name or company name	Ishak Practices Ltd
Contract type name	GDS Contract
Purpose of contract	General and Orthodontic
Contract start date	01/06/2015
Contract end date	

16/17 Contracted general activity (UDA)	17,246
Carry forward general activity (UDA)	0
16/17 Contracted orthodontic activity (UOA)	756
Carry forward orthodontic activity (UOA)	0
Baseline contract value	£445,958.19

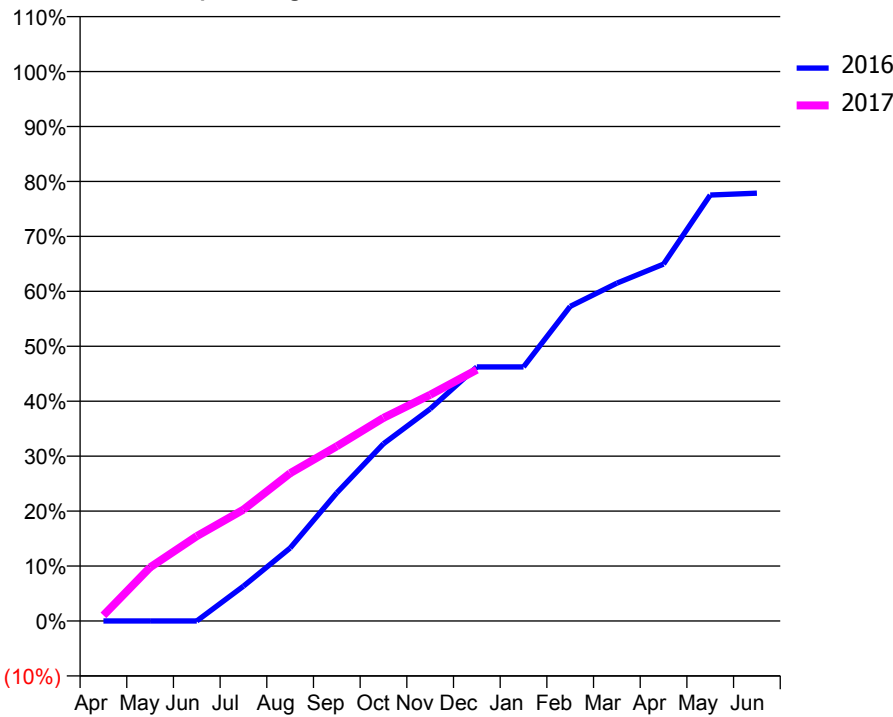
### ACCESS\*

Patients seen in 24 months	Total	Change since previous quarter
Quarter ending December 2015	3,588	
Quarter ending March 2016	4,022	↑
Quarter ending June 2016	4,967	↑
Quarter ending September 2016	5,013	→
Quarter ending December 2016	4,968	→
<b>Variance since December 2015</b>	<b>38.5%</b>	<b>↑</b>



### ACTIVITY

Cumulative percentage of contracted UDA delivered 2016 & 2017



Month	Adjusted Scheduled Activity (UDA)	
	2016	2017
April	0	180
May	0	1,686
June	0	2,664
July	912	3,497
August	1,908	4,640
September	3,355	5,485
October	4,638	6,376
November	5,548	7,099
December	6,645	7,887
January	6,645	
February	8,228	
March	8,835	
April	9,336	
May	11,142	
June	11,190	

### QUALITY

	Quantity	Base Number	Contract	AT	Region	England
% of FP17s for the same patient ID Re-attending within 3 months - Children	107	1,329	8.1%	10.4%	13.4%	12.4%
% of FP17s for the same patient ID Re-attending within 3 months - Adults	544	4,716	11.5%	13.7%	17.3%	16.6%
% of FP17s for the same patient ID Re-attending between 3 & 9 months - Children	745	1,329	56.1%	62.8%	58.9%	57.5%
% of FP17s for the same patient ID Re-attending between 3 & 9 months - Adults	2,444	4,716	51.8%	54.7%	52.5%	50.4%
% of FP17s for Band 1 Urgent Courses	312	4,548	6.9%	7.3%	9.3%	9.1%
% of FP17s Relating to Free Repair or Replacements	65	4,548	1.4%	1.0%	1.0%	0.8%
% of FP17s Relating to Continuations	33	4,548	0.7%	1.3%	1.5%	1.3%
% of Patients satisfied with the dentistry they have received	17	18	94.4%	93.8%	93.1%	92.7%
% of Patients satisfied with the time they had to wait for an appointment	16	18	88.9%	90.6%	89.8%	88.8%

\* This is based on patients treated on this contract for their most recent course of treatment. Figures in italics indicate the base number of FP17s or Patient Questionnaire responses are less than 100. N/A is shown where the base number of responses is less than 10 during the period. % is calculated as Quantity/Base number\*100

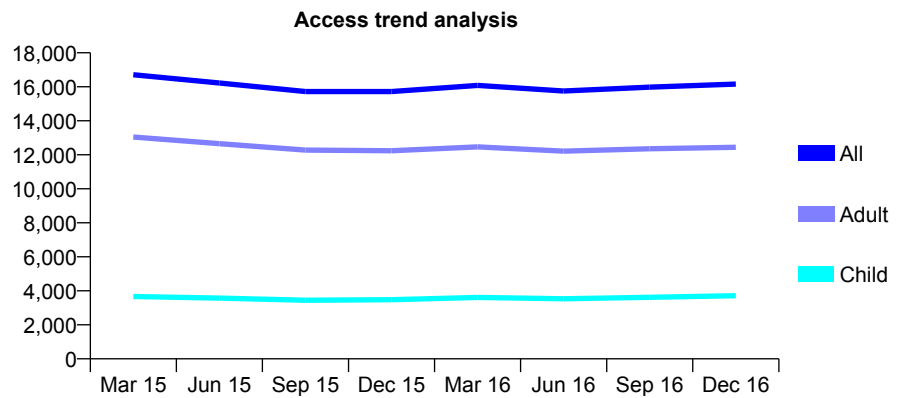
## Q50 - Vital Signs At a Glance Contract Report for 156655/0001 - December 2016

Name or company name	Burrell & Stokes Dental Practice
Contract type name	GDS Contract
Purpose of contract	General
Contract start date	01/01/2013
Contract end date	

16/17 Contracted general activity (UDA)	45,300
Carry forward general activity (UDA)	0
16/17 Contracted orthodontic activity (UOA)	0
Carry forward orthodontic activity (UOA)	0
Baseline contract value	£1,174,632.55

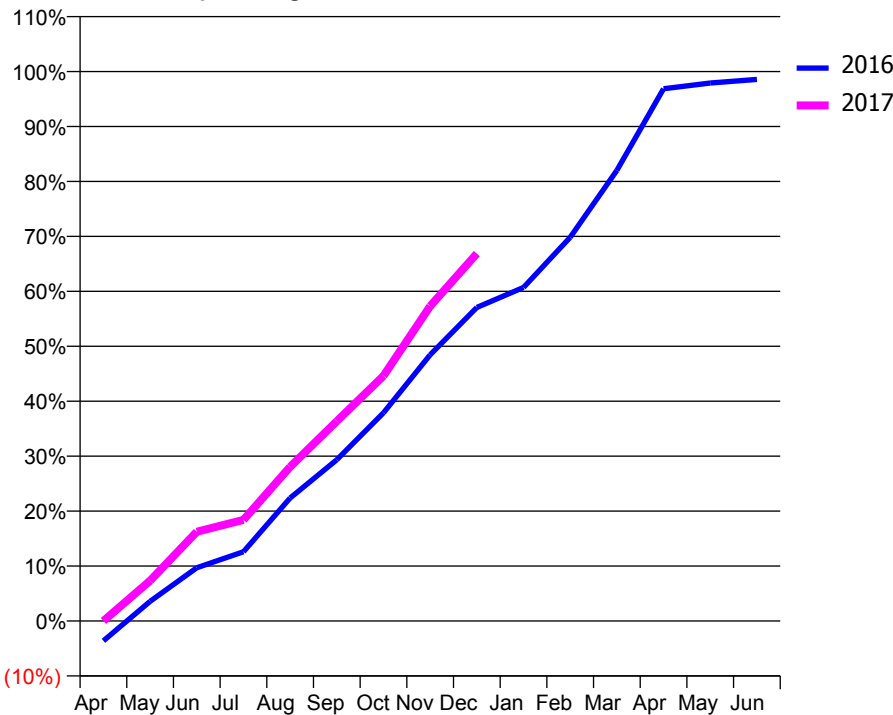
### ACCESS\*

Patients seen in 24 months	Total	Change since previous quarter
Quarter ending December 2015	15,721	
Quarter ending March 2016	16,079	↑
Quarter ending June 2016	15,753	↓
Quarter ending September 2016	15,979	→
Quarter ending December 2016	16,161	→
<b>Variance since December 2015</b>	<b>2.8%</b>	<b>↑</b>



### ACTIVITY

Cumulative percentage of contracted UDA delivered 2016 & 2017



Month	Adjusted Scheduled Activity (UDA)	
	2016	2017
April	-1,640	0
May	1,626	3,323
June	4,396	7,357
July	5,716	8,336
August	10,141	12,710
September	13,296	16,476
October	17,166	20,206
November	21,943	25,961
December	25,850	30,286
January	27,497	
February	31,631	
March	37,146	
April	43,877	
May	44,356	
June	44,644	

### QUALITY

	Quantity	Base Number	Contract	AT	Region	England
% of FP17s for the same patient ID Re-attending within 3 months - Children	146	4,094	3.6%	10.4%	13.4%	12.4%
% of FP17s for the same patient ID Re-attending within 3 months - Adults	1,168	11,271	10.4%	13.7%	17.3%	16.6%
% of FP17s for the same patient ID Re-attending between 3 & 9 months - Children	2,117	4,094	51.7%	62.8%	58.9%	57.5%
% of FP17s for the same patient ID Re-attending between 3 & 9 months - Adults	3,396	11,271	30.1%	54.7%	52.5%	50.4%
% of FP17s for Band 1 Urgent Courses	70	12,630	0.6%	7.3%	9.3%	9.1%
% of FP17s Relating to Free Repair or Replacements	123	12,630	1.0%	1.0%	1.0%	0.8%
% of FP17s Relating to Continuations	333	12,630	2.6%	1.3%	1.5%	1.3%
% of Patients satisfied with the dentistry they have received	10	10	100.0%	93.8%	93.1%	92.7%
% of Patients satisfied with the time they had to wait for an appointment	10	10	100.0%	90.6%	89.8%	88.8%

\* This is based on patients treated on this contract for their most recent course of treatment. Figures in italics indicate the base number of FP17s or Patient Questionnaire responses are less than 100. N/A is shown where the base number of responses is less than 10 during the period. % is calculated as Quantity/Base number\*100

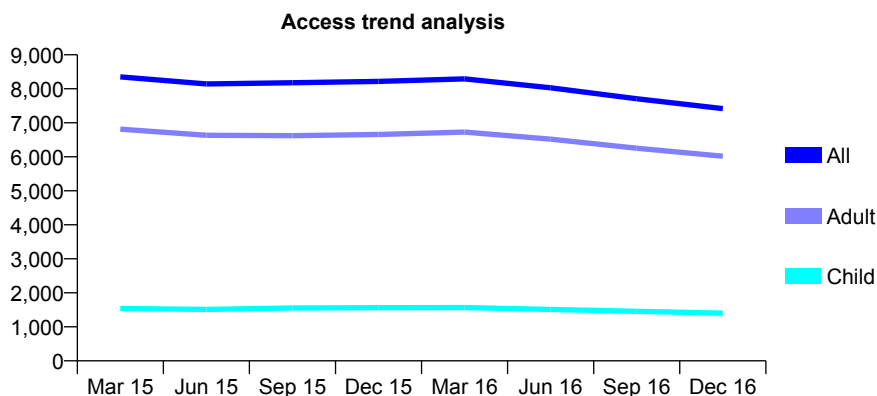
## Q50 - Vital Signs At a Glance Contract Report for 157341/0001 - December 2016

Name or company name	Freetown Way Surgery Limited
Contract type name	GDS Contract
Purpose of contract	General
Contract start date	01/04/2013
Contract end date	

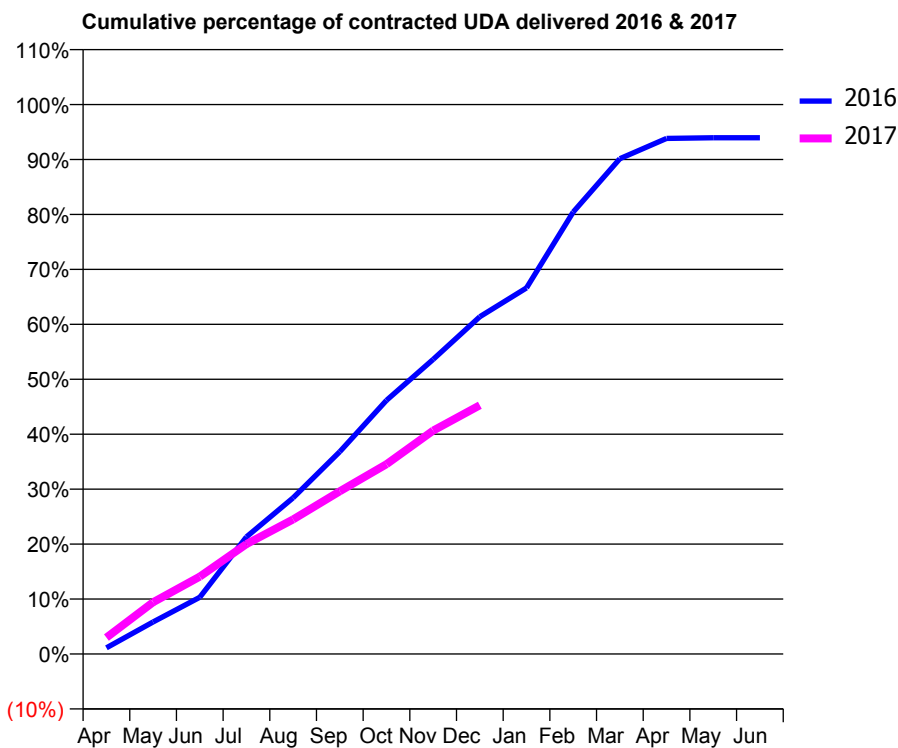
16/17 Contracted general activity (UDA)	23,756
Carry forward general activity (UDA)	0
16/17 Contracted orthodontic activity (UOA)	0
Carry forward orthodontic activity (UOA)	0
Baseline contract value	£630,829.89

### ACCESS\*

Patients seen in 24 months	Total	Change since previous quarter
Quarter ending December 2015	8,219	
Quarter ending March 2016	8,292	→
Quarter ending June 2016	8,030	↓
Quarter ending September 2016	7,709	↓
Quarter ending December 2016	7,417	↓
<b>Variance since December 2015</b>	<b>(9.8%)</b>	<b>↓</b>



### ACTIVITY



Month	Adjusted Scheduled Activity (UDA)	
	2016	2017
April	269	712
May	1,388	2,239
June	2,455	3,348
July	5,062	4,752
August	6,756	5,820
September	8,747	7,034
October	10,968	8,207
November	12,737	9,661
December	14,585	10,754
January	15,827	
February	19,107	
March	21,415	
April	22,290	
May	22,319	
June	22,321	

### QUALITY

	Quantity	Base Number	Contract	AT	Region	England
% of FP17s for the same patient ID Re-attending within 3 months - Children	99	1,126	8.8%	10.4%	13.4%	12.4%
% of FP17s for the same patient ID Re-attending within 3 months - Adults	714	4,348	16.4%	13.7%	17.3%	16.6%
% of FP17s for the same patient ID Re-attending between 3 & 9 months - Children	640	1,126	56.8%	62.8%	58.9%	57.5%
% of FP17s for the same patient ID Re-attending between 3 & 9 months - Adults	2,334	4,348	53.7%	54.7%	52.5%	50.4%
% of FP17s for Band 1 Urgent Courses	813	5,076	16.0%	7.3%	9.3%	9.1%
% of FP17s Relating to Free Repair or Replacements	81	5,076	1.6%	1.0%	1.0%	0.8%
% of FP17s Relating to Continuations	18	5,076	0.4%	1.3%	1.5%	1.3%
% of Patients satisfied with the dentistry they have received	8	8	N/A	93.8%	93.1%	92.7%
% of Patients satisfied with the time they had to wait for an appointment	8	8	N/A	90.6%	89.8%	88.8%

\* This is based on patients treated on this contract for their most recent course of treatment. Figures in italics indicate the base number of FP17s or Patient Questionnaire responses are less than 100. N/A is shown where the base number of responses is less than 10 during the period. % is calculated as Quantity/Base number\*100

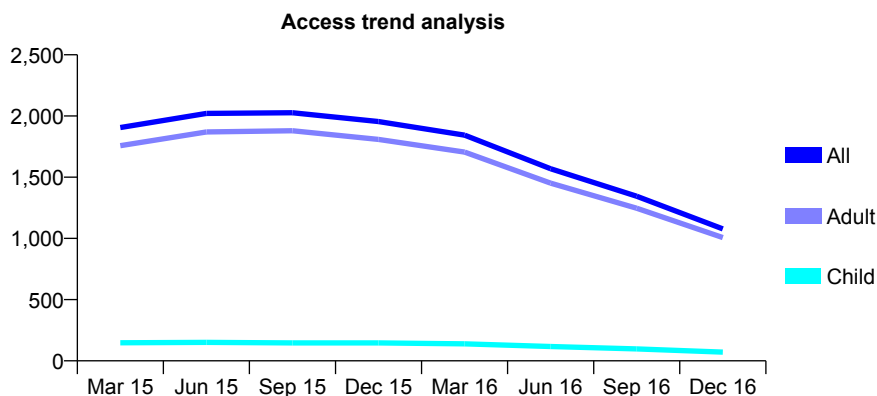
## Q50 - Vital Signs At a Glance Contract Report for 157341/0002 - December 2016

Name or company name	Freetown Way Surgery Limited
Contract type name	GDS Contract
Purpose of contract	General
Contract start date	01/04/2013
Contract end date	

16/17 Contracted general activity (UDA)	3,322
Carry forward general activity (UDA)	0
16/17 Contracted orthodontic activity (UOA)	0
Carry forward orthodontic activity (UOA)	0
Baseline contract value	£154,356.93

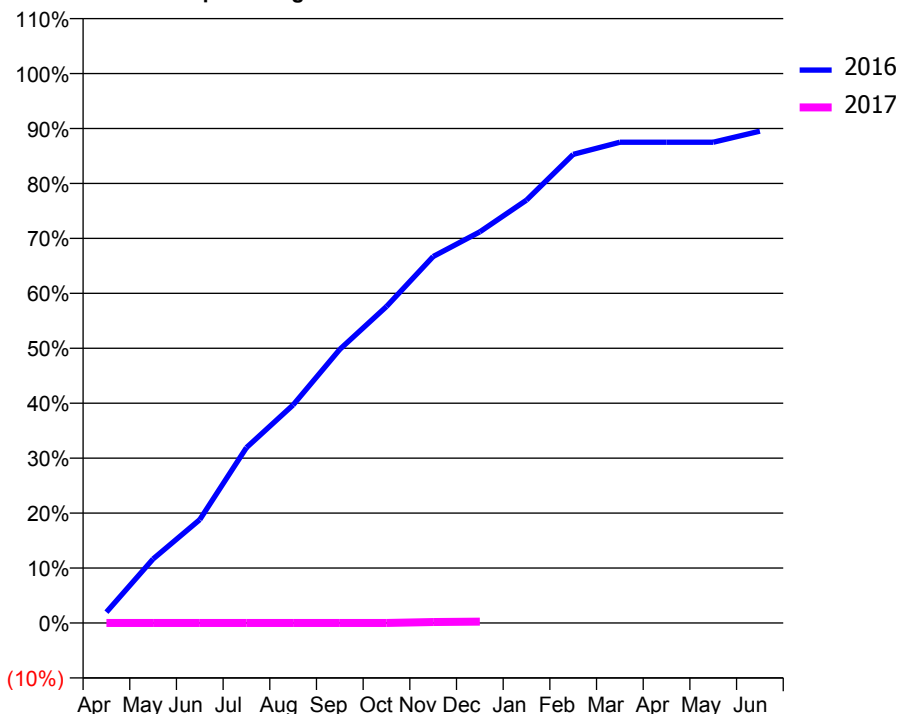
### ACCESS\*

Patients seen in 24 months	Total	Change since previous quarter
Quarter ending December 2015	1,955	
Quarter ending March 2016	1,844	↓
Quarter ending June 2016	1,569	↓
Quarter ending September 2016	1,345	↓
Quarter ending December 2016	1,078	↓
<b>Variance since December 2015</b>	<b>(44.9%)</b>	<b>↓</b>



### ACTIVITY

Cumulative percentage of contracted UDA delivered 2016 & 2017



Month	Adjusted Scheduled Activity (UDA)	
	2016	2017
April	66	0
May	388	0
June	625	0
July	1,060	0
August	1,318	0
September	1,654	0
October	1,914	0
November	2,216	6
December	2,365	8
January	2,556	
February	2,833	
March	2,907	
April	2,907	
May	2,907	
June	2,974	

### QUALITY

	Quantity	Base Number	Contract	AT	Region	England
% of FP17s for the same patient ID Re-attending within 3 months - Children	0	7	0.0%	10.4%	13.4%	12.4%
% of FP17s for the same patient ID Re-attending within 3 months - Adults	2	58	3.4%	13.7%	17.3%	16.6%
% of FP17s for the same patient ID Re-attending between 3 & 9 months - Children	0	7	0.0%	62.8%	58.9%	57.5%
% of FP17s for the same patient ID Re-attending between 3 & 9 months - Adults	0	58	0.0%	54.7%	52.5%	50.4%
% of FP17s for Band 1 Urgent Courses	7	7	100.0%	7.3%	9.3%	9.1%
% of FP17s Relating to Free Repair or Replacements	0	7	0.0%	1.0%	1.0%	0.8%
% of FP17s Relating to Continuations	0	7	0.0%	1.3%	1.5%	1.3%
% of Patients satisfied with the dentistry they have received	1	1	N/A	93.8%	93.1%	92.7%
% of Patients satisfied with the time they had to wait for an appointment	1	1	N/A	90.6%	89.8%	88.8%

\* This is based on patients treated on this contract for their most recent course of treatment. Figures in italics indicate the base number of FP17s or Patient Questionnaire responses are less than 100. N/A is shown where the base number of responses is less than 10 during the period. % is calculated as Quantity/Base number\*100

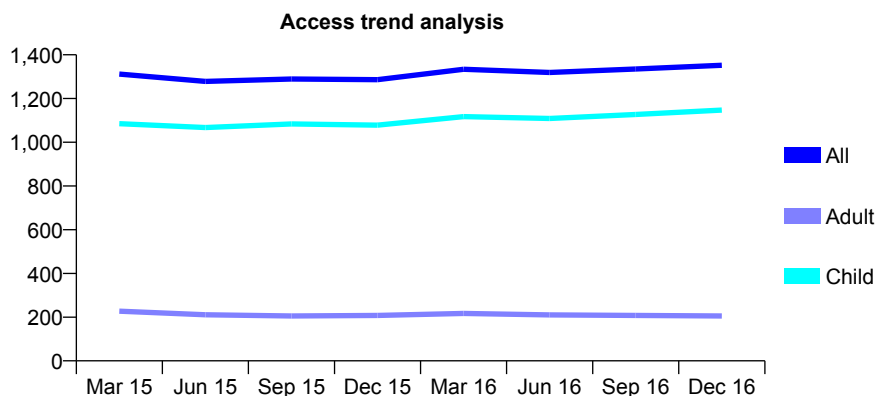
## Q50 - Vital Signs At a Glance Contract Report for 158488/0001 - December 2016

Name or company name	Bedale Dental Practice Ltd
Contract type name	GDS Contract
Purpose of contract	General and Orthodontic
Contract start date	01/02/2012
Contract end date	

16/17 Contracted general activity (UDA)	3,500
Carry forward general activity (UDA)	0
16/17 Contracted orthodontic activity (UOA)	463
Carry forward orthodontic activity (UOA)	0
Baseline contract value	£118,014.44

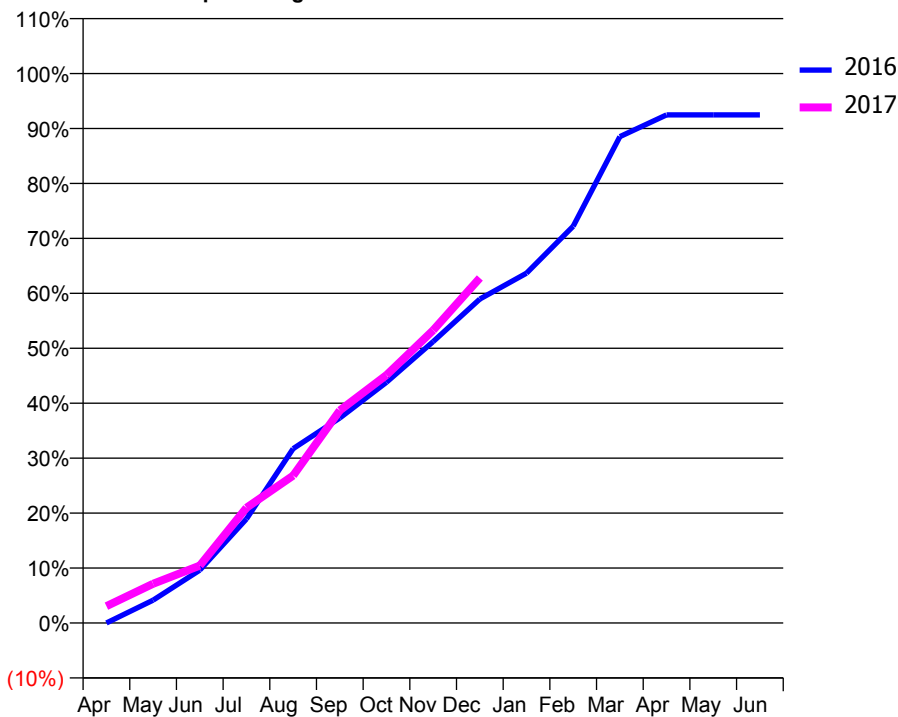
### ACCESS\*

Patients seen in 24 months	Total	Change since previous quarter
Quarter ending December 2015	1,286	
Quarter ending March 2016	1,334	↑
Quarter ending June 2016	1,319	↓
Quarter ending September 2016	1,335	→
Quarter ending December 2016	1,352	→
<b>Variance since December 2015</b>	<b>5.1%</b>	<b>↑</b>



### ACTIVITY

Cumulative percentage of contracted UDA delivered 2016 & 2017



Month	Adjusted Scheduled Activity (UDA)	
	2016	2017
April	0	107
May	146	250
June	337	366
July	663	734
August	1,110	939
September	1,306	1,354
October	1,533	1,580
November	1,792	1,864
December	2,064	2,198
January	2,228	
February	2,527	
March	3,098	
April	3,237	
May	3,237	
June	3,237	

### QUALITY

	Quantity	Base Number	Contract	AT	Region	England
% of FP17s for the same patient ID Re-attending within 3 months - Children	295	1,668	17.7%	10.4%	13.4%	12.4%
% of FP17s for the same patient ID Re-attending within 3 months - Adults	10	78	12.8%	13.7%	17.3%	16.6%
% of FP17s for the same patient ID Re-attending between 3 & 9 months - Children	1,000	1,668	60.0%	62.8%	58.9%	57.5%
% of FP17s for the same patient ID Re-attending between 3 & 9 months - Adults	49	78	62.8%	54.7%	52.5%	50.4%
% of FP17s for Band 1 Urgent Courses	95	1,620	5.9%	7.3%	9.3%	9.1%
% of FP17s Relating to Free Repair or Replacements	0	1,620	0.0%	1.0%	1.0%	0.8%
% of FP17s Relating to Continuations	0	1,620	0.0%	1.3%	1.5%	1.3%
% of Patients satisfied with the dentistry they have received	1	1	N/A	93.8%	93.1%	92.7%
% of Patients satisfied with the time they had to wait for an appointment	1	1	N/A	90.6%	89.8%	88.8%

\* This is based on patients treated on this contract for their most recent course of treatment. Figures in italics indicate the base number of FP17s or Patient Questionnaire responses are less than 100. N/A is shown where the base number of responses is less than 10 during the period. % is calculated as Quantity/Base number\*100



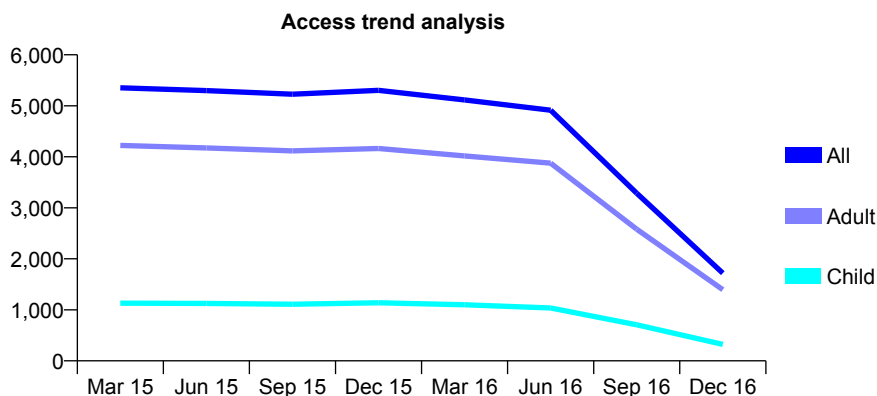
## Q50 - Vital Signs At a Glance Contract Report for 159069/0001 - December 2016

Name or company name	Ashby Dental Practice
Contract type name	GDS Contract
Purpose of contract	General
Contract start date	01/04/2011
Contract end date	02/05/2016

16/17 Contracted general activity (UDA)	681
Carry forward general activity (UDA)	0
16/17 Contracted orthodontic activity (UOA)	0
Carry forward orthodontic activity (UOA)	0
Baseline contract value	£21,101.40

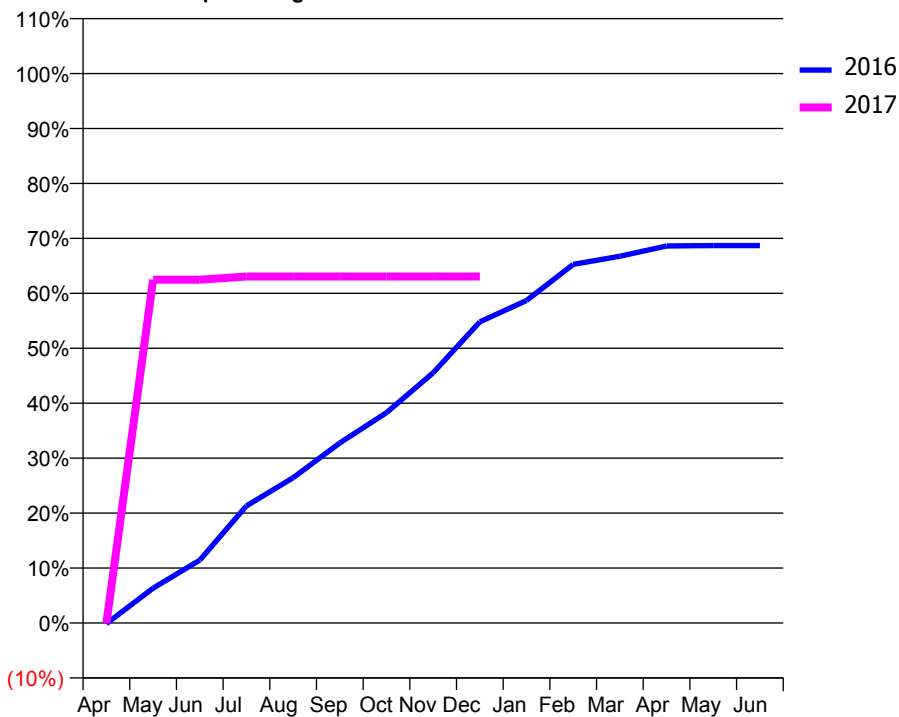
### ACCESS\*

Patients seen in 24 months	Total	Change since previous quarter
Quarter ending December 2015	5,302	
Quarter ending March 2016	5,116	↓
Quarter ending June 2016	4,914	↓
Quarter ending September 2016	3,288	↓
Quarter ending December 2016	1,719	↓
<b>Variance since December 2015</b>	<b>(67.6%)</b>	<b>↓</b>



### ACTIVITY

Cumulative percentage of contracted UDA delivered 2016 & 2017



Month	Adjusted Scheduled Activity (UDA)	
	2016	2017
April	-17	0
May	865	425
June	1,559	425
July	2,903	429
August	3,600	429
September	4,466	429
October	5,215	429
November	6,205	429
December	7,467	429
January	7,997	
February	8,892	
March	9,094	
April	9,347	
May	9,357	
June	9,357	

### QUALITY

	Quantity	Base Number	Contract	AT	Region	England
% of FP17s for the same patient ID Re-attending within 3 months - Children	4	25	16.0%	10.4%	13.4%	12.4%
% of FP17s for the same patient ID Re-attending within 3 months - Adults	25	186	13.4%	13.7%	17.3%	16.6%
% of FP17s for the same patient ID Re-attending between 3 & 9 months - Children	13	25	52.0%	62.8%	58.9%	57.5%
% of FP17s for the same patient ID Re-attending between 3 & 9 months - Adults	78	186	41.9%	54.7%	52.5%	50.4%
% of FP17s for Band 1 Urgent Courses	52	135	38.5%	7.3%	9.3%	9.1%
% of FP17s Relating to Free Repair or Replacements	0	135	0.0%	1.0%	1.0%	0.8%
% of FP17s Relating to Continuations	0	135	0.0%	1.3%	1.5%	1.3%
% of Patients satisfied with the dentistry they have received	0	0	N/A	93.8%	93.1%	92.7%
% of Patients satisfied with the time they had to wait for an appointment	0	0	N/A	90.6%	89.8%	88.8%

\* This is based on patients treated on this contract for their most recent course of treatment. Figures in italics indicate the base number of FP17s or Patient Questionnaire responses are less than 100. N/A is shown where the base number of responses is less than 10 during the period. % is calculated as Quantity/Base number\*100

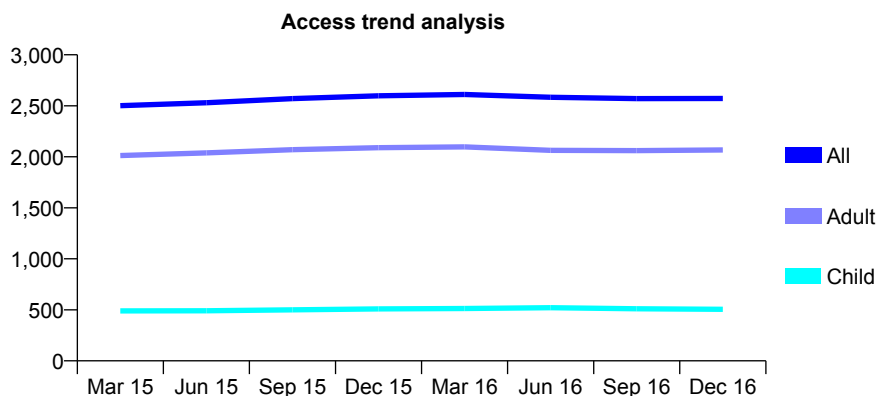
## Q50 - Vital Signs At a Glance Contract Report for 159786/0001 - December 2016

Name or company name	A R Broskill Ltd
Contract type name	GDS Contract
Purpose of contract	General
Contract start date	01/05/2008
Contract end date	

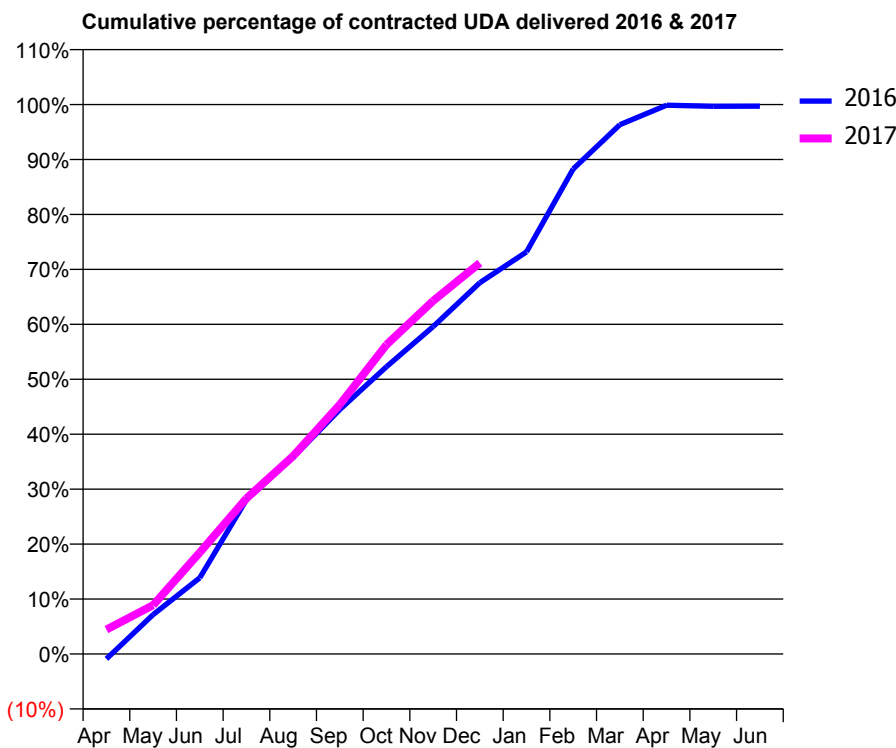
16/17 Contracted general activity (UDA)	6,650
Carry forward general activity (UDA)	0
16/17 Contracted orthodontic activity (UOA)	0
Carry forward orthodontic activity (UOA)	0
Baseline contract value	£225,530.09

### ACCESS\*

Patients seen in 24 months	Total	Change since previous quarter
Quarter ending December 2015	2,598	
Quarter ending March 2016	2,611	→
Quarter ending June 2016	2,584	↓
Quarter ending September 2016	2,571	→
Quarter ending December 2016	2,572	→
<b>Variance since December 2015</b>	<b>(1.0%)</b>	<b>↓</b>



### ACTIVITY



Month	Adjusted Scheduled Activity (UDA)	
	2016	2017
April	-61	295
May	477	591
June	922	1,228
July	1,868	1,884
August	2,379	2,396
September	2,959	3,018
October	3,477	3,744
November	3,962	4,275
December	4,494	4,732
January	4,866	
February	5,871	
March	6,405	
April	6,641	
May	6,629	
June	6,630	

### QUALITY

	Quantity	Base Number	Contract	AT	Region	England
% of FP17s for the same patient ID Re-attending within 3 months - Children	33	632	5.2%	10.4%	13.4%	12.4%
% of FP17s for the same patient ID Re-attending within 3 months - Adults	301	2,527	11.9%	13.7%	17.3%	16.6%
% of FP17s for the same patient ID Re-attending between 3 & 9 months - Children	467	632	73.9%	62.8%	58.9%	57.5%
% of FP17s for the same patient ID Re-attending between 3 & 9 months - Adults	1,827	2,527	72.3%	54.7%	52.5%	50.4%
% of FP17s for Band 1 Urgent Courses	220	2,992	7.4%	7.3%	9.3%	9.1%
% of FP17s Relating to Free Repair or Replacements	40	2,992	1.3%	1.0%	1.0%	0.8%
% of FP17s Relating to Continuations	16	2,992	0.5%	1.3%	1.5%	1.3%
% of Patients satisfied with the dentistry they have received	2	3	N/A	93.8%	93.1%	92.7%
% of Patients satisfied with the time they had to wait for an appointment	3	3	N/A	90.6%	89.8%	88.8%

\* This is based on patients treated on this contract for their most recent course of treatment. Figures in italics indicate the base number of FP17s or Patient Questionnaire responses are less than 100. N/A is shown where the base number of responses is less than 10 during the period. % is calculated as Quantity/Base number\*100

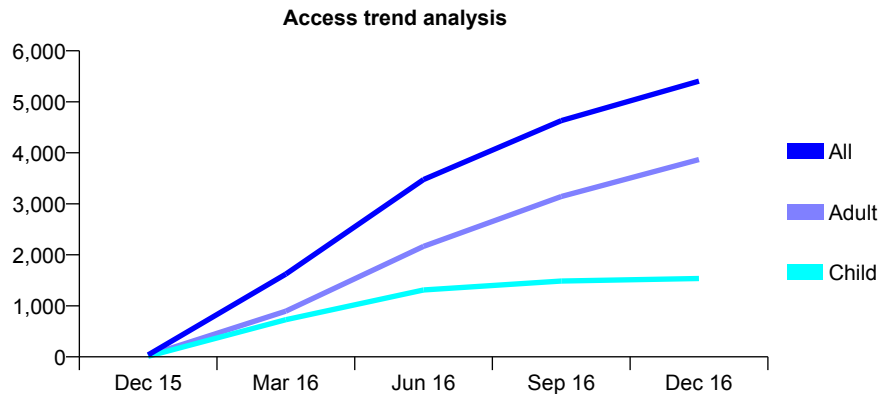
## Q50 - Vital Signs At a Glance Contract Report for 161586/0001 - December 2016

Name or company name	B & R Dental Care
Contract type name	GDS Contract
Purpose of contract	General
Contract start date	01/12/2015
Contract end date	

16/17 Contracted general activity (UDA)	16,800
Carry forward general activity (UDA)	0
16/17 Contracted orthodontic activity (UOA)	0
Carry forward orthodontic activity (UOA)	0
Baseline contract value	£497,566.07

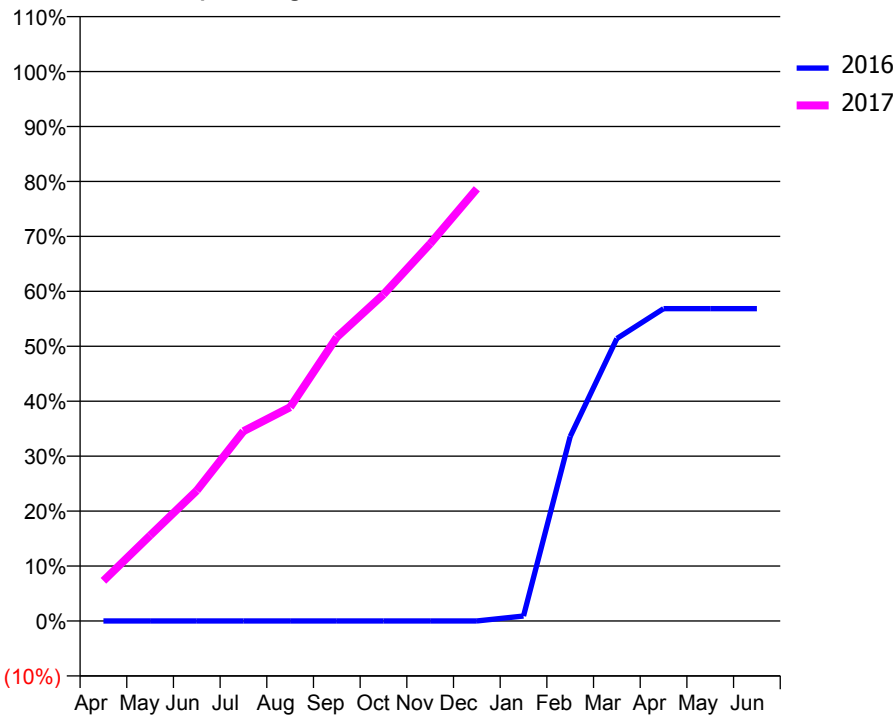
### ACCESS\*

Patients seen in 24 months	Total	Change since previous quarter
Quarter ending December 2015	39	
Quarter ending March 2016	1,622	↑
Quarter ending June 2016	3,476	↑
Quarter ending September 2016	4,631	↑
Quarter ending December 2016	5,405	↑
<b>Variance since December 2015</b>	<b>13759.0%</b>	<b>↑</b>



### ACTIVITY

Cumulative percentage of contracted UDA delivered 2016 & 2017



Month	Adjusted Scheduled Activity (UDA)	
	2016	2017
April	0	1,231
May	0	2,617
June	0	3,989
July	0	5,805
August	0	6,536
September	0	8,677
October	0	9,984
November	0	11,537
December	0	13,215
January	51	
February	1,880	
March	2,879	
April	3,183	
May	3,184	
June	3,184	

### QUALITY

	Quantity	Base Number	Contract	AT	Region	England
% of FP17s for the same patient ID Re-attending within 3 months - Children	336	2,617	12.8%	10.4%	13.4%	12.4%
% of FP17s for the same patient ID Re-attending within 3 months - Adults	284	4,024	7.1%	13.7%	17.3%	16.6%
% of FP17s for the same patient ID Re-attending between 3 & 9 months - Children	1,226	2,617	46.8%	62.8%	58.9%	57.5%
% of FP17s for the same patient ID Re-attending between 3 & 9 months - Adults	459	4,024	11.4%	54.7%	52.5%	50.4%
% of FP17s for Band 1 Urgent Courses	243	6,470	3.8%	7.3%	9.3%	9.1%
% of FP17s Relating to Free Repair or Replacements	22	6,470	0.3%	1.0%	1.0%	0.8%
% of FP17s Relating to Continuations	48	6,470	0.7%	1.3%	1.5%	1.3%
% of Patients satisfied with the dentistry they have received	8	8	N/A	93.8%	93.1%	92.7%
% of Patients satisfied with the time they had to wait for an appointment	8	8	N/A	90.6%	89.8%	88.8%

\* This is based on patients treated on this contract for their most recent course of treatment. Figures in italics indicate the base number of FP17s or Patient Questionnaire responses are less than 100. N/A is shown where the base number of responses is less than 10 during the period. % is calculated as Quantity/Base number\*100

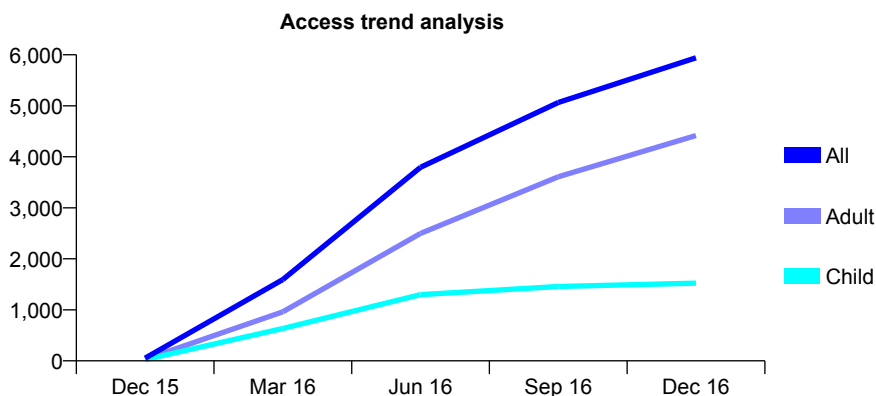
## Q50 - Vital Signs At a Glance Contract Report for 161586/0002 - December 2016

Name or company name	B & R Dental Care
Contract type name	GDS Contract
Purpose of contract	General
Contract start date	01/12/2015
Contract end date	

16/17 Contracted general activity (UDA)	16,800
Carry forward general activity (UDA)	0
16/17 Contracted orthodontic activity (UOA)	0
Carry forward orthodontic activity (UOA)	0
Baseline contract value	£496,577.31

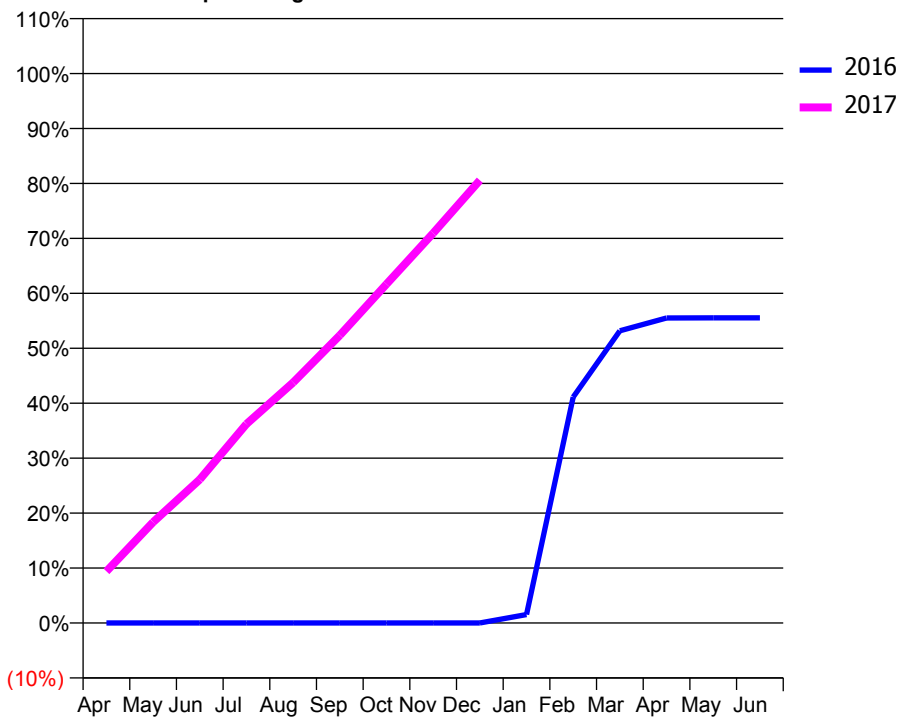
### ACCESS\*

Patients seen in 24 months	Total	Change since previous quarter
Quarter ending December 2015	54	
Quarter ending March 2016	1,593	↑
Quarter ending June 2016	3,794	↑
Quarter ending September 2016	5,066	↑
Quarter ending December 2016	5,940	↑
<b>Variance since December 2015</b>	<b>10900.0%</b>	<b>↑</b>



### ACTIVITY

Cumulative percentage of contracted UDA delivered 2016 & 2017



Month	Adjusted Scheduled Activity (UDA)	
	2016	2017
April	0	1,579
May	0	3,085
June	0	4,388
July	0	6,084
August	0	7,351
September	0	8,795
October	0	10,360
November	0	11,917
December	0	13,538
January	86	
February	2,303	
March	2,979	
April	3,108	
May	3,110	
June	3,110	

### QUALITY

	Quantity	Base Number	Contract	AT	Region	England
% of FP17s for the same patient ID Re-attending within 3 months - Children	243	2,586	9.4%	10.4%	13.4%	12.4%
% of FP17s for the same patient ID Re-attending within 3 months - Adults	245	4,544	5.4%	13.7%	17.3%	16.6%
% of FP17s for the same patient ID Re-attending between 3 & 9 months - Children	1,247	2,586	48.2%	62.8%	58.9%	57.5%
% of FP17s for the same patient ID Re-attending between 3 & 9 months - Adults	468	4,544	10.3%	54.7%	52.5%	50.4%
% of FP17s for Band 1 Urgent Courses	298	7,044	4.2%	7.3%	9.3%	9.1%
% of FP17s Relating to Free Repair or Replacements	22	7,044	0.3%	1.0%	1.0%	0.8%
% of FP17s Relating to Continuations	57	7,044	0.8%	1.3%	1.5%	1.3%
% of Patients satisfied with the dentistry they have received	12	13	92.3%	93.8%	93.1%	92.7%
% of Patients satisfied with the time they had to wait for an appointment	12	13	92.3%	90.6%	89.8%	88.8%

\* This is based on patients treated on this contract for their most recent course of treatment. Figures in italics indicate the base number of FP17s or Patient Questionnaire responses are less than 100. N/A is shown where the base number of responses is less than 10 during the period. % is calculated as Quantity/Base number\*100

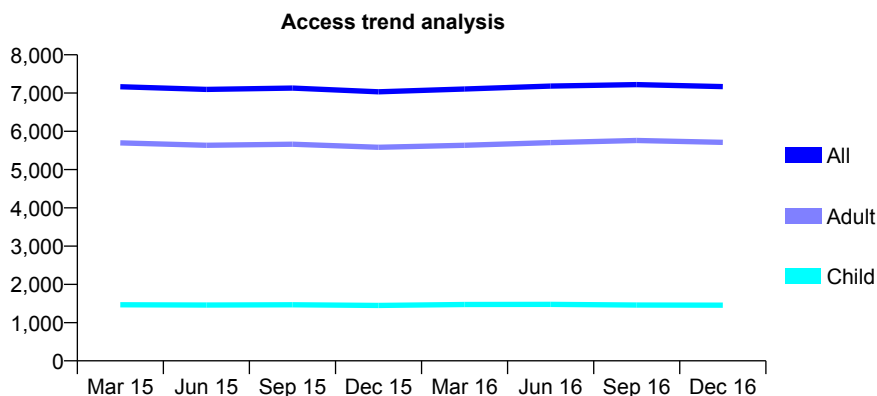
## Q50 - Vital Signs At a Glance Contract Report for 161829/0001 - December 2016

Name or company name	Exchange Street Practice Ltd
Contract type name	GDS Contract
Purpose of contract	General
Contract start date	01/04/2011
Contract end date	

16/17 Contracted general activity (UDA)	21,484
Carry forward general activity (UDA)	0
16/17 Contracted orthodontic activity (UOA)	0
Carry forward orthodontic activity (UOA)	0
Baseline contract value	£656,310.50

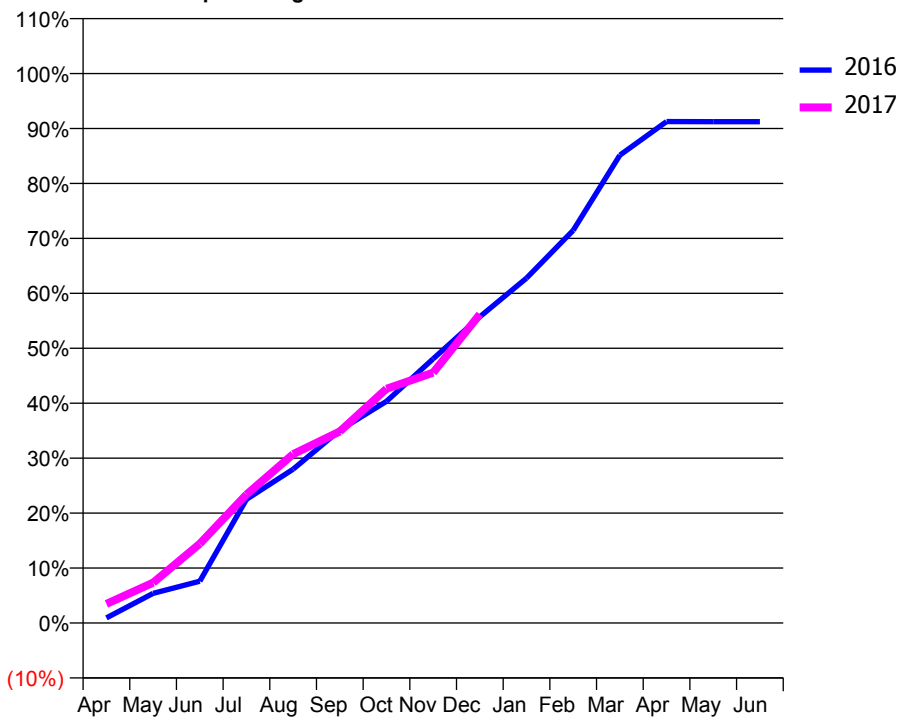
### ACCESS\*

Patients seen in 24 months	Total	Change since previous quarter
Quarter ending December 2015	7,032	
Quarter ending March 2016	7,107	→
Quarter ending June 2016	7,183	→
Quarter ending September 2016	7,221	→
Quarter ending December 2016	7,170	→
<b>Variance since December 2015</b>	<b>2.0%</b>	<b>→</b>



### ACTIVITY

Cumulative percentage of contracted UDA delivered 2016 & 2017



Month	Adjusted Scheduled Activity (UDA)	
	2016	2017
April	200	750
May	1,161	1,579
June	1,635	3,098
July	4,835	5,022
August	6,012	6,602
September	7,543	7,488
October	8,669	9,158
November	10,330	9,790
December	11,973	12,069
January	13,484	
February	15,352	
March	18,293	
April	19,603	
May	19,602	
June	19,602	

### QUALITY

	Quantity	Base Number	Contract	AT	Region	England
% of FP17s for the same patient ID Re-attending within 3 months - Children	69	1,397	4.9%	10.4%	13.4%	12.4%
% of FP17s for the same patient ID Re-attending within 3 months - Adults	467	4,923	9.5%	13.7%	17.3%	16.6%
% of FP17s for the same patient ID Re-attending between 3 & 9 months - Children	790	1,397	56.5%	62.8%	58.9%	57.5%
% of FP17s for the same patient ID Re-attending between 3 & 9 months - Adults	2,469	4,923	50.2%	54.7%	52.5%	50.4%
% of FP17s for Band 1 Urgent Courses	357	5,421	6.6%	7.3%	9.3%	9.1%
% of FP17s Relating to Free Repair or Replacements	27	5,421	0.5%	1.0%	1.0%	0.8%
% of FP17s Relating to Continuations	60	5,421	1.1%	1.3%	1.5%	1.3%
% of Patients satisfied with the dentistry they have received	7	7	N/A	93.8%	93.1%	92.7%
% of Patients satisfied with the time they had to wait for an appointment	7	7	N/A	90.6%	89.8%	88.8%

\* This is based on patients treated on this contract for their most recent course of treatment. Figures in italics indicate the base number of FP17s or Patient Questionnaire responses are less than 100. N/A is shown where the base number of responses is less than 10 during the period. % is calculated as Quantity/Base number\*100

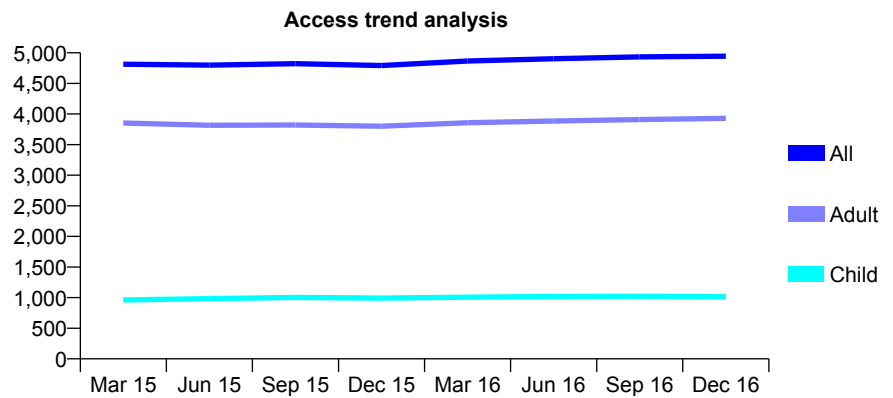
## Q50 - Vital Signs At a Glance Contract Report for 163252/0001 - December 2016

Name or company name	Alpha Dental Great Ayton
Contract type name	GDS Contract
Purpose of contract	General
Contract start date	01/04/2009
Contract end date	

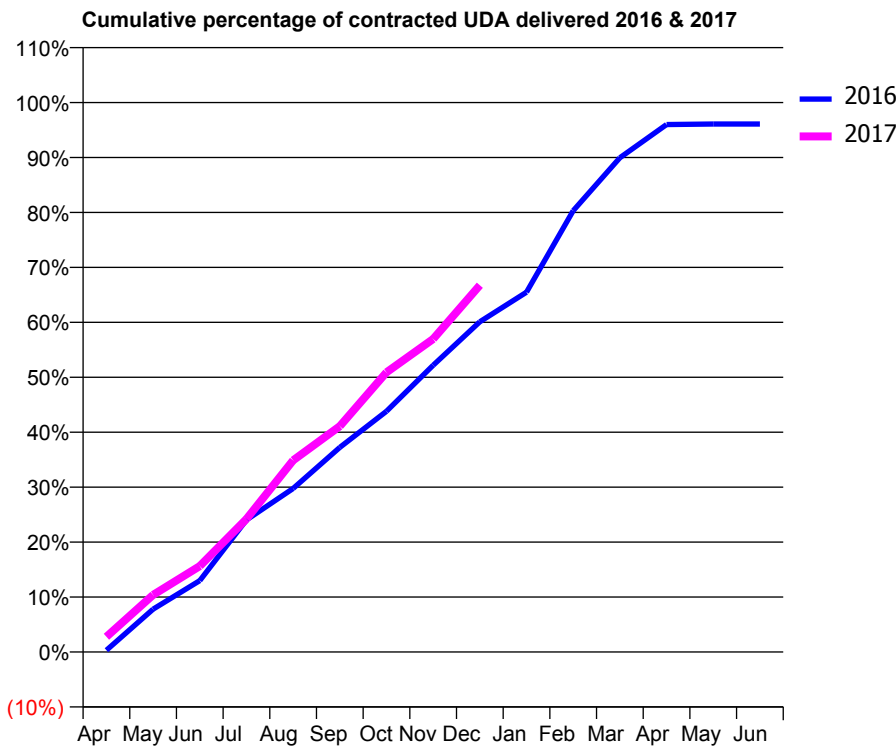
16/17 Contracted general activity (UDA)	14,000
Carry forward general activity (UDA)	0
16/17 Contracted orthodontic activity (UOA)	0
Carry forward orthodontic activity (UOA)	0
Baseline contract value	£362,048.54

### ACCESS\*

Patients seen in 24 months	Total	Change since previous quarter
Quarter ending December 2015	4,793	
Quarter ending March 2016	4,866	→
Quarter ending June 2016	4,903	→
Quarter ending September 2016	4,933	→
Quarter ending December 2016	4,944	→
<b>Variance since December 2015</b>	<b>3.2%</b>	<b>↑</b>



### ACTIVITY



Month	Adjusted Scheduled Activity (UDA)	
	2016	2017
April	46	389
May	1,092	1,457
June	1,819	2,190
July	3,365	3,389
August	4,168	4,885
September	5,212	5,755
October	6,135	7,125
November	7,306	7,975
December	8,413	9,344
January	9,167	
February	11,245	
March	12,591	
April	13,439	
May	13,453	
June	13,452	

### QUALITY

	Quantity	Base Number	Contract	AT	Region	England
% of FP17s for the same patient ID Re-attending within 3 months - Children	88	1,060	8.3%	10.4%	13.4%	12.4%
% of FP17s for the same patient ID Re-attending within 3 months - Adults	642	3,879	16.6%	13.7%	17.3%	16.6%
% of FP17s for the same patient ID Re-attending between 3 & 9 months - Children	570	1,060	53.8%	62.8%	58.9%	57.5%
% of FP17s for the same patient ID Re-attending between 3 & 9 months - Adults	1,783	3,879	46.0%	54.7%	52.5%	50.4%
% of FP17s for Band 1 Urgent Courses	359	4,386	8.2%	7.3%	9.3%	9.1%
% of FP17s Relating to Free Repair or Replacements	57	4,386	1.3%	1.0%	1.0%	0.8%
% of FP17s Relating to Continuations	120	4,386	2.7%	1.3%	1.5%	1.3%
% of Patients satisfied with the dentistry they have received	9	9	N/A	93.8%	93.1%	92.7%
% of Patients satisfied with the time they had to wait for an appointment	6	9	N/A	90.6%	89.8%	88.8%

\* This is based on patients treated on this contract for their most recent course of treatment. Figures in italics indicate the base number of FP17s or Patient Questionnaire responses are less than 100. N/A is shown where the base number of responses is less than 10 during the period. % is calculated as Quantity/Base number\*100

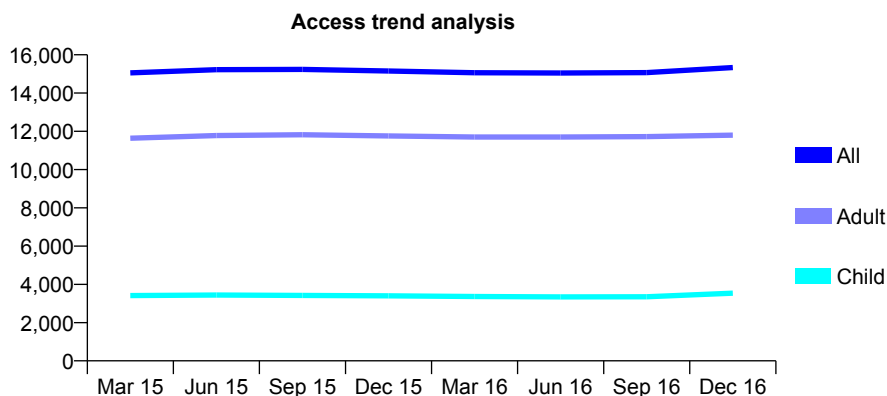
## Q50 - Vital Signs At a Glance Contract Report for 163880/0001 - December 2016

Name or company name	Lawrence Street Dental Practice Ltd
Contract type name	GDS Contract
Purpose of contract	General
Contract start date	01/03/2008
Contract end date	

16/17 Contracted general activity (UDA)	44,087
Carry forward general activity (UDA)	0
16/17 Contracted orthodontic activity (UOA)	0
Carry forward orthodontic activity (UOA)	0
Baseline contract value	£1,402,218.35

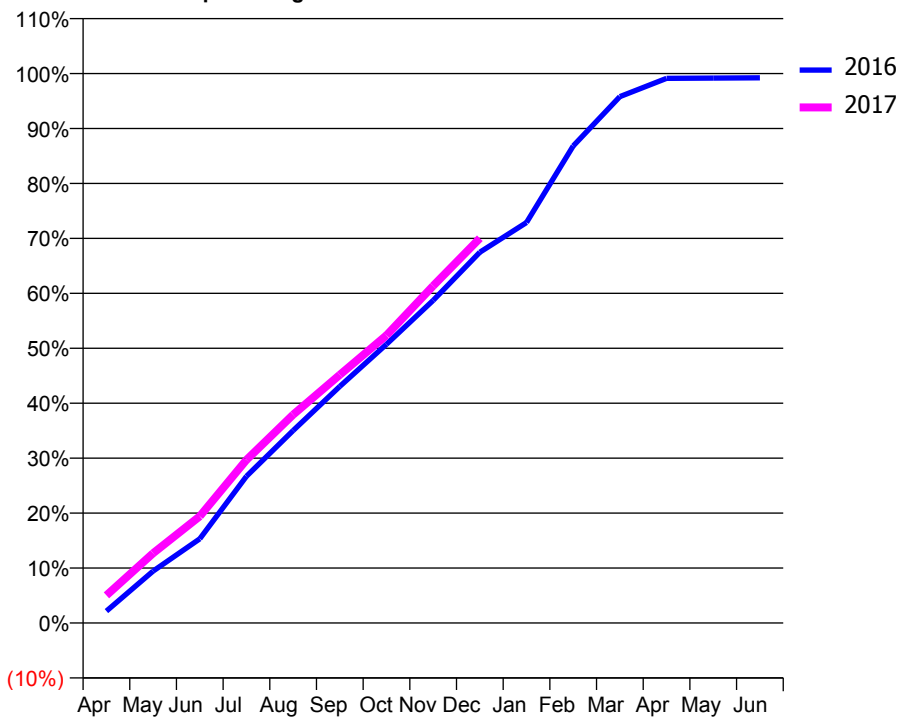
### ACCESS\*

Patients seen in 24 months	Total	Change since previous quarter
Quarter ending December 2015	15,151	
Quarter ending March 2016	15,065	→
Quarter ending June 2016	15,046	→
Quarter ending September 2016	15,071	→
Quarter ending December 2016	15,337	→
<b>Variance since December 2015</b>	<b>1.2%</b>	<b>→</b>



### ACTIVITY

Cumulative percentage of contracted UDA delivered 2016 & 2017



### QUALITY

	Quantity	Base Number	Contract	AT	Region	England
% of FP17s for the same patient ID Re-attending within 3 months - Children	303	4,098	7.4%	10.4%	13.4%	12.4%
% of FP17s for the same patient ID Re-attending within 3 months - Adults	1,702	13,861	12.3%	13.7%	17.3%	16.6%
% of FP17s for the same patient ID Re-attending between 3 & 9 months - Children	2,512	4,098	61.3%	62.8%	58.9%	57.5%
% of FP17s for the same patient ID Re-attending between 3 & 9 months - Adults	8,674	13,861	62.6%	54.7%	52.5%	50.4%
% of FP17s for Band 1 Urgent Courses	610	17,136	3.6%	7.3%	9.3%	9.1%
% of FP17s Relating to Free Repair or Replacements	198	17,136	1.2%	1.0%	1.0%	0.8%
% of FP17s Relating to Continuations	248	17,136	1.4%	1.3%	1.5%	1.3%
% of Patients satisfied with the dentistry they have received	33	35	94.3%	93.8%	93.1%	92.7%
% of Patients satisfied with the time they had to wait for an appointment	32	35	91.4%	90.6%	89.8%	88.8%

\* This is based on patients treated on this contract for their most recent course of treatment. Figures in italics indicate the base number of FP17s or Patient Questionnaire responses are less than 100. N/A is shown where the base number of responses is less than 10 during the period. % is calculated as Quantity/Base number\*100



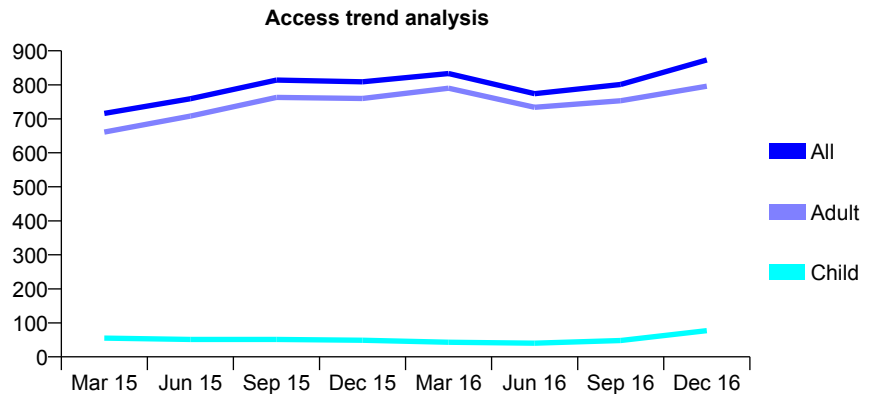
## Q50 - Vital Signs At a Glance Contract Report for 163880/0002 - December 2016

Name or company name	Lawrence Street Dental Practice Ltd
Contract type name	PDS Contract
Purpose of contract	General
Contract start date	01/06/2011
Contract end date	30/06/2017

16/17 Contracted general activity (UDA)	4
Carry forward general activity (UDA)	0
16/17 Contracted orthodontic activity (UOA)	0
Carry forward orthodontic activity (UOA)	0
Baseline contract value	£71,512.71

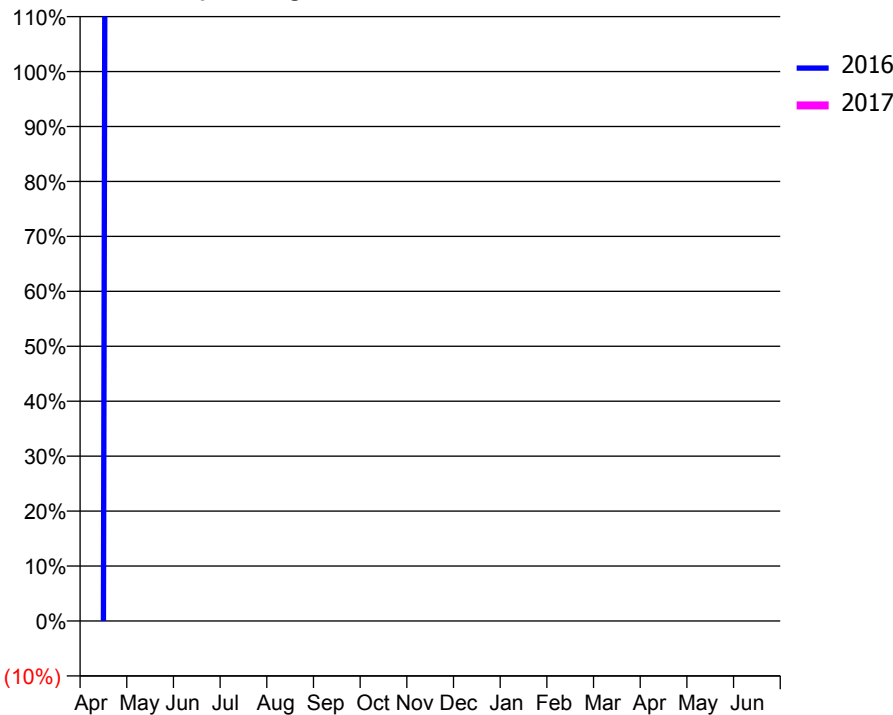
### ACCESS\*

Patients seen in 24 months	Total	Change since previous quarter
Quarter ending December 2015	809	
Quarter ending March 2016	833	↑
Quarter ending June 2016	774	↓
Quarter ending September 2016	801	↑
Quarter ending December 2016	873	↑
<b>Variance since December 2015</b>	<b>7.9%</b>	<b>↑</b>



### ACTIVITY

Cumulative percentage of contracted UDA delivered 2016 & 2017



Month	Adjusted Scheduled Activity (UDA)	
	2016	2017
April	0	42
May	144	126
June	244	158
July	454	185
August	552	286
September	656	478
October	786	565
November	850	667
December	923	822
January	942	
February	1,117	
March	1,201	
April	1,267	
May	1,267	
June	1,268	

### QUALITY

	Quantity	Base Number	Contract	AT	Region	England
% of FP17s for the same patient ID Re-attending within 3 months - Children	0	67	0.0%	10.4%	13.4%	12.4%
% of FP17s for the same patient ID Re-attending within 3 months - Adults	6	677	0.9%	13.7%	17.3%	16.6%
% of FP17s for the same patient ID Re-attending between 3 & 9 months - Children	0	67	0.0%	62.8%	58.9%	57.5%
% of FP17s for the same patient ID Re-attending between 3 & 9 months - Adults	2	677	0.3%	54.7%	52.5%	50.4%
% of FP17s for Band 1 Urgent Courses	627	679	92.3%	7.3%	9.3%	9.1%
% of FP17s Relating to Free Repair or Replacements	0	679	0.0%	1.0%	1.0%	0.8%
% of FP17s Relating to Continuations	0	679	0.0%	1.3%	1.5%	1.3%
% of Patients satisfied with the dentistry they have received	0	0	N/A	93.8%	93.1%	92.7%
% of Patients satisfied with the time they had to wait for an appointment	0	0	N/A	90.6%	89.8%	88.8%

\* This is based on patients treated on this contract for their most recent course of treatment. Figures in italics indicate the base number of FP17s or Patient Questionnaire responses are less than 100. N/A is shown where the base number of responses is less than 10 during the period. % is calculated as Quantity/Base number\*100

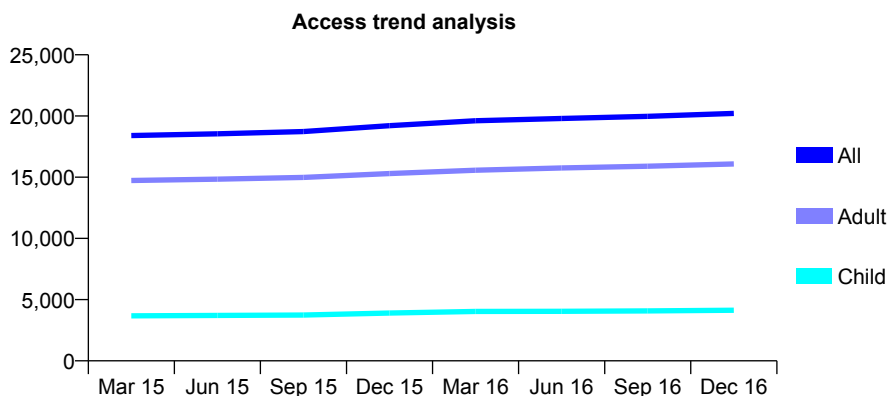
## Q50 - Vital Signs At a Glance Contract Report for 163961/0001 - December 2016

Name or company name	Pierce & Geddes Limited
Contract type name	GDS Contract
Purpose of contract	General
Contract start date	01/12/2008
Contract end date	

16/17 Contracted general activity (UDA)	65,063
Carry forward general activity (UDA)	0
16/17 Contracted orthodontic activity (UOA)	0
Carry forward orthodontic activity (UOA)	0
Baseline contract value	£1,984,025.74

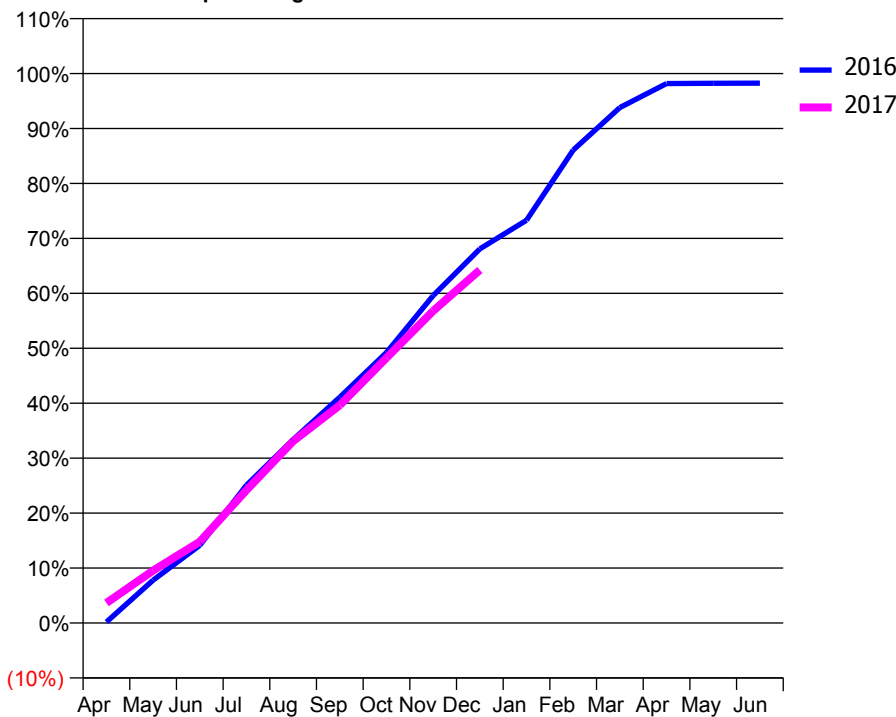
### ACCESS\*

Patients seen in 24 months	Total	Change since previous quarter
Quarter ending December 2015	19,207	
Quarter ending March 2016	19,610	↑
Quarter ending June 2016	19,801	→
Quarter ending September 2016	19,976	→
Quarter ending December 2016	20,217	→
<b>Variance since December 2015</b>	<b>5.3%</b>	<b>↑</b>



### ACTIVITY

Cumulative percentage of contracted UDA delivered 2016 & 2017



Month	Adjusted Scheduled Activity (UDA)	
	2016	2017
April	125	2,381
May	5,069	6,221
June	9,194	9,619
July	16,324	15,741
August	21,718	21,535
September	26,732	25,798
October	32,025	31,392
November	38,769	36,955
December	44,302	41,800
January	47,688	
February	56,001	
March	61,030	
April	63,877	
May	63,911	
June	63,916	

### QUALITY

	Quantity	Base Number	Contract	AT	Region	England
% of FP17s for the same patient ID Re-attending within 3 months - Children	503	6,900	7.3%	10.4%	13.4%	12.4%
% of FP17s for the same patient ID Re-attending within 3 months - Adults	1,665	19,531	8.5%	13.7%	17.3%	16.6%
% of FP17s for the same patient ID Re-attending between 3 & 9 months - Children	5,368	6,900	77.8%	62.8%	58.9%	57.5%
% of FP17s for the same patient ID Re-attending between 3 & 9 months - Adults	13,857	19,531	70.9%	54.7%	52.5%	50.4%
% of FP17s for Band 1 Urgent Courses	1,559	24,859	6.3%	7.3%	9.3%	9.1%
% of FP17s Relating to Free Repair or Replacements	105	24,859	0.4%	1.0%	1.0%	0.8%
% of FP17s Relating to Continuations	60	24,859	0.2%	1.3%	1.5%	1.3%
% of Patients satisfied with the dentistry they have received	21	24	87.5%	93.8%	93.1%	92.7%
% of Patients satisfied with the time they had to wait for an appointment	20	24	83.3%	90.6%	89.8%	88.8%

\* This is based on patients treated on this contract for their most recent course of treatment. Figures in italics indicate the base number of FP17s or Patient Questionnaire responses are less than 100. N/A is shown where the base number of responses is less than 10 during the period. % is calculated as Quantity/Base number\*100

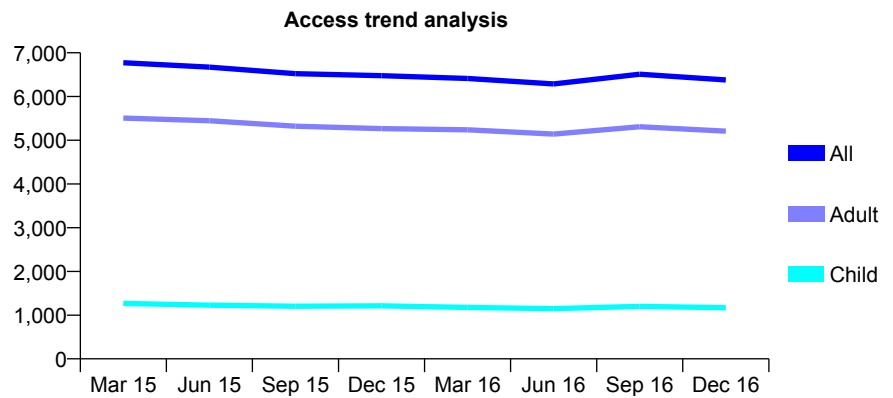
## Q50 - Vital Signs At a Glance Contract Report for 164119/0001 - December 2016

Name or company name	Filey Dental Care Centre Partnership
Contract type name	GDS Contract
Purpose of contract	General
Contract start date	24/08/2012
Contract end date	

16/17 Contracted general activity (UDA)	23,000
Carry forward general activity (UDA)	0
16/17 Contracted orthodontic activity (UOA)	0
Carry forward orthodontic activity (UOA)	0
Baseline contract value	£609,524.82

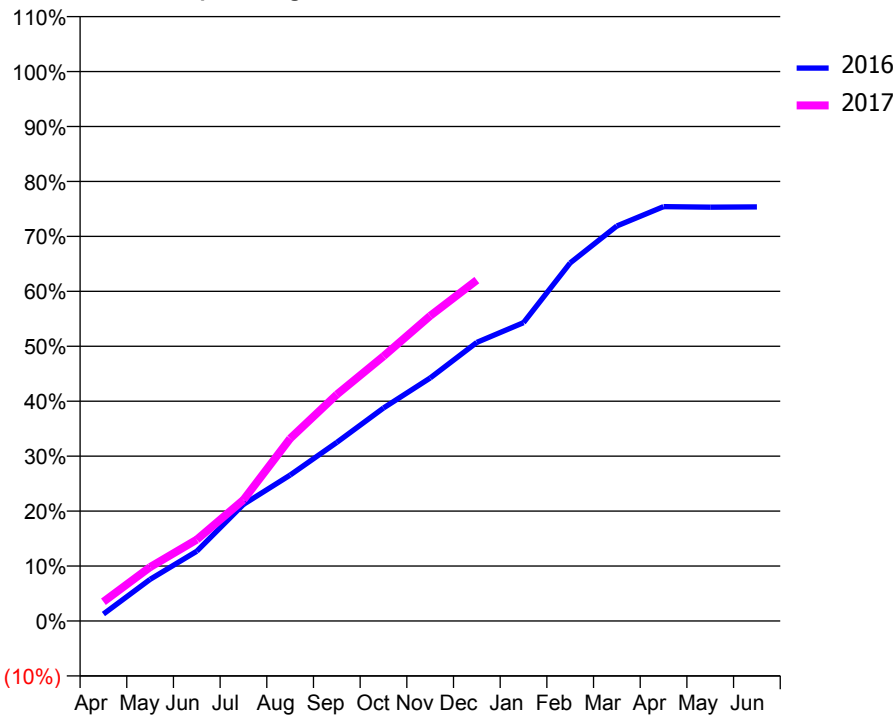
### ACCESS\*

Patients seen in 24 months	Total	Change since previous quarter
Quarter ending December 2015	6,478	
Quarter ending March 2016	6,413	↓
Quarter ending June 2016	6,288	↓
Quarter ending September 2016	6,511	↑
Quarter ending December 2016	6,378	↓
<b>Variance since December 2015</b>	<b>(1.5%)</b>	<b>↓</b>



### ACTIVITY

Cumulative percentage of contracted UDA delivered 2016 & 2017



Month	Adjusted Scheduled Activity (UDA)	
	2016	2017
April	294	806
May	1,746	2,257
June	2,919	3,409
July	4,880	5,069
August	6,109	7,637
September	7,478	9,482
October	8,917	11,080
November	10,174	12,771
December	11,662	14,267
January	12,487	
February	14,989	
March	16,535	
April	17,344	
May	17,321	
June	17,332	

### QUALITY

	Quantity	Base Number	Contract	AT	Region	England
% of FP17s for the same patient ID Re-attending within 3 months - Children	92	1,261	7.3%	10.4%	13.4%	12.4%
% of FP17s for the same patient ID Re-attending within 3 months - Adults	777	5,432	14.3%	13.7%	17.3%	16.6%
% of FP17s for the same patient ID Re-attending between 3 & 9 months - Children	646	1,261	51.2%	62.8%	58.9%	57.5%
% of FP17s for the same patient ID Re-attending between 3 & 9 months - Adults	2,204	5,432	40.6%	54.7%	52.5%	50.4%
% of FP17s for Band 1 Urgent Courses	538	6,454	8.3%	7.3%	9.3%	9.1%
% of FP17s Relating to Free Repair or Replacements	47	6,454	0.7%	1.0%	1.0%	0.8%
% of FP17s Relating to Continuations	160	6,454	2.5%	1.3%	1.5%	1.3%
% of Patients satisfied with the dentistry they have received	8	9	N/A	93.8%	93.1%	92.7%
% of Patients satisfied with the time they had to wait for an appointment	6	9	N/A	90.6%	89.8%	88.8%

\* This is based on patients treated on this contract for their most recent course of treatment. Figures in italics indicate the base number of FP17s or Patient Questionnaire responses are less than 100. N/A is shown where the base number of responses is less than 10 during the period. % is calculated as Quantity/Base number\*100

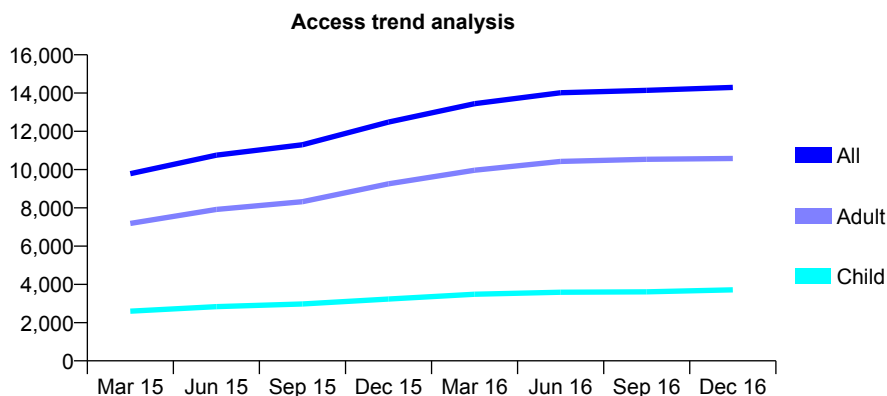
## Q50 - Vital Signs At a Glance Contract Report for 164623/0001 - December 2016

Name or company name	Clock House Dental Practice
Contract type name	GDS Contract
Purpose of contract	General
Contract start date	01/07/2014
Contract end date	

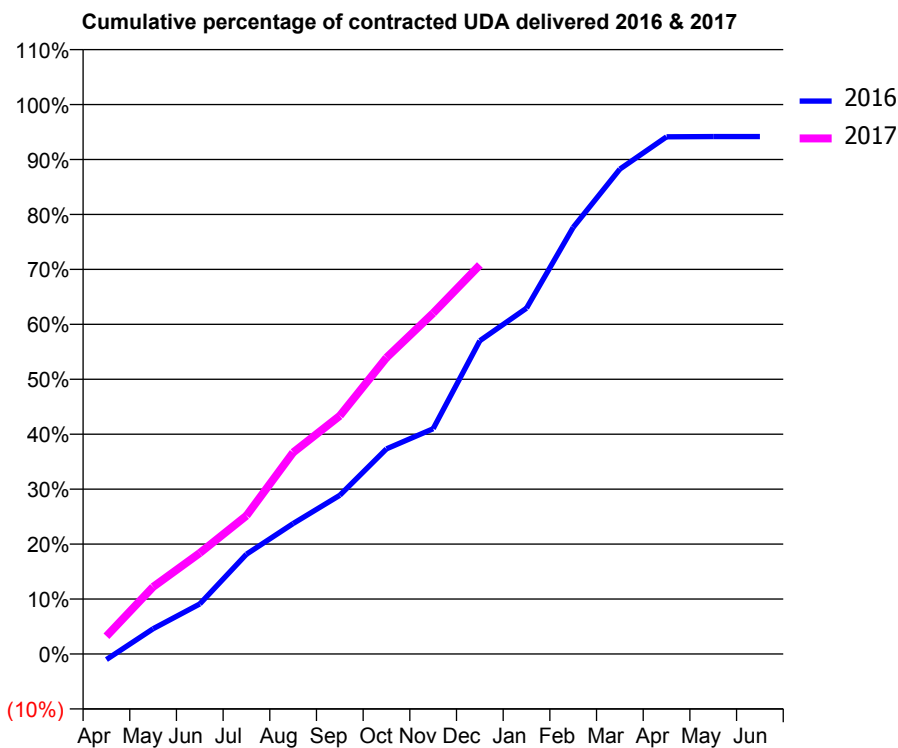
16/17 Contracted general activity (UDA)	38,182
Carry forward general activity (UDA)	0
16/17 Contracted orthodontic activity (UOA)	0
Carry forward orthodontic activity (UOA)	0
Baseline contract value	£1,090,824.25

### ACCESS\*

Patients seen in 24 months	Total	Change since previous quarter
Quarter ending December 2015	12,481	
Quarter ending March 2016	13,444	↑
Quarter ending June 2016	14,015	↑
Quarter ending September 2016	14,143	→
Quarter ending December 2016	14,293	→
<b>Variance since December 2015</b>	<b>14.5%</b>	<b>↑</b>



### ACTIVITY



Month	Adjusted Scheduled Activity (UDA)	
	2016	2017
April	-390	1,236
May	1,760	4,670
June	3,483	7,022
July	6,934	9,614
August	9,064	14,003
September	11,034	16,556
October	14,258	20,590
November	15,655	23,691
December	21,768	27,035
January	24,034	
February	29,645	
March	33,692	
April	35,940	
May	35,954	
June	35,955	

### QUALITY

	Quantity	Base Number	Contract	AT	Region	England
% of FP17s for the same patient ID Re-attending within 3 months - Children	244	3,864	6.3%	10.4%	13.4%	12.4%
% of FP17s for the same patient ID Re-attending within 3 months - Adults	1,237	10,623	11.6%	13.7%	17.3%	16.6%
% of FP17s for the same patient ID Re-attending between 3 & 9 months - Children	2,149	3,864	55.6%	62.8%	58.9%	57.5%
% of FP17s for the same patient ID Re-attending between 3 & 9 months - Adults	5,823	10,623	54.8%	54.7%	52.5%	50.4%
% of FP17s for Band 1 Urgent Courses	970	13,519	7.2%	7.3%	9.3%	9.1%
% of FP17s Relating to Free Repair or Replacements	98	13,519	0.7%	1.0%	1.0%	0.8%
% of FP17s Relating to Continuations	120	13,519	0.9%	1.3%	1.5%	1.3%
% of Patients satisfied with the dentistry they have received	21	24	87.5%	93.8%	93.1%	92.7%
% of Patients satisfied with the time they had to wait for an appointment	21	24	87.5%	90.6%	89.8%	88.8%

\* This is based on patients treated on this contract for their most recent course of treatment. Figures in italics indicate the base number of FP17s or Patient Questionnaire responses are less than 100. N/A is shown where the base number of responses is less than 10 during the period. % is calculated as Quantity/Base number\*100

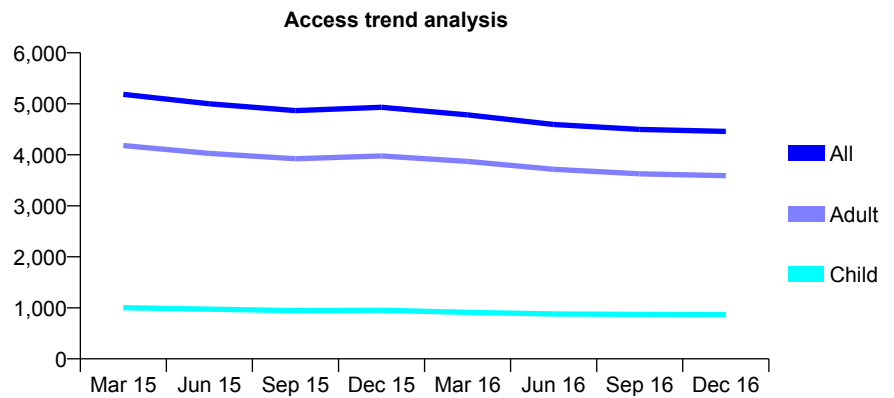
## Q50 - Vital Signs At a Glance Contract Report for 164690/0001 - December 2016

Name or company name	IDH 477 Limited
Contract type name	GDS Contract
Purpose of contract	General
Contract start date	01/04/2008
Contract end date	

16/17 Contracted general activity (UDA)	11,845
Carry forward general activity (UDA)	0
16/17 Contracted orthodontic activity (UOA)	0
Carry forward orthodontic activity (UOA)	0
Baseline contract value	£367,703.29

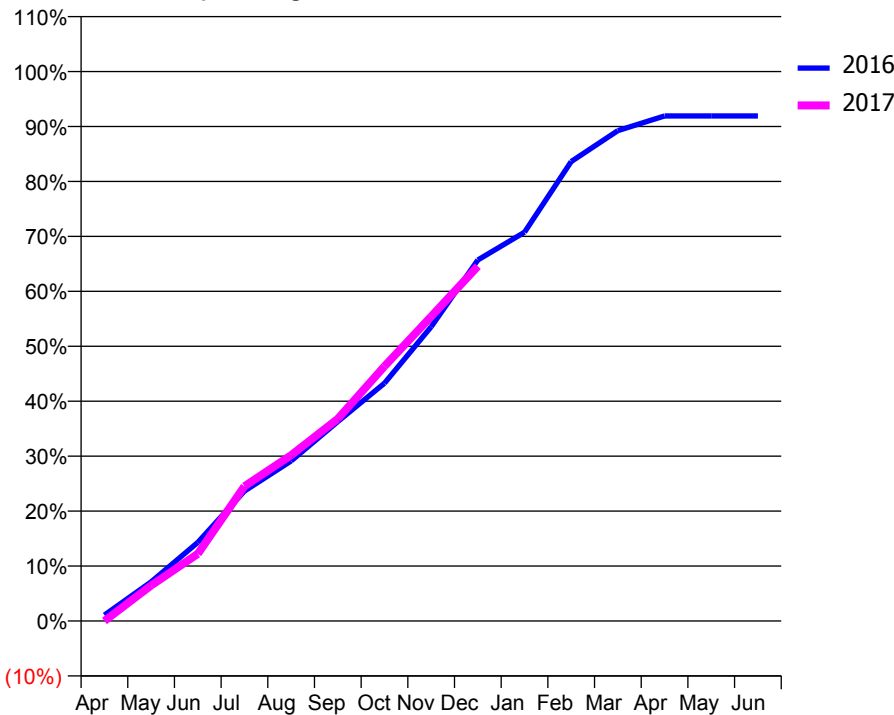
### ACCESS\*

Patients seen in 24 months	Total	Change since previous quarter
Quarter ending December 2015	4,931	
Quarter ending March 2016	4,783	↓
Quarter ending June 2016	4,595	↓
Quarter ending September 2016	4,498	↓
Quarter ending December 2016	4,460	→
<b>Variance since December 2015</b>	<b>(9.6%)</b>	<b>↓</b>



### ACTIVITY

Cumulative percentage of contracted UDA delivered 2016 & 2017



Month	Adjusted Scheduled Activity (UDA)	
	2016	2017
April	127	0
May	845	766
June	1,693	1,447
July	2,801	2,904
August	3,450	3,574
September	4,298	4,358
October	5,126	5,491
November	6,341	6,564
December	7,782	7,648
January	8,382	
February	9,905	
March	10,571	
April	10,888	
May	10,888	
June	10,888	

### QUALITY

	Quantity	Base Number	Contract	AT	Region	England
% of FP17s for the same patient ID Re-attending within 3 months - Children	24	681	3.5%	10.4%	13.4%	12.4%
% of FP17s for the same patient ID Re-attending within 3 months - Adults	384	2,767	13.9%	13.7%	17.3%	16.6%
% of FP17s for the same patient ID Re-attending between 3 & 9 months - Children	169	681	24.8%	62.8%	58.9%	57.5%
% of FP17s for the same patient ID Re-attending between 3 & 9 months - Adults	846	2,767	30.6%	54.7%	52.5%	50.4%
% of FP17s for Band 1 Urgent Courses	240	3,305	7.3%	7.3%	9.3%	9.1%
% of FP17s Relating to Free Repair or Replacements	13	3,305	0.4%	1.0%	1.0%	0.8%
% of FP17s Relating to Continuations	65	3,305	2.0%	1.3%	1.5%	1.3%
% of Patients satisfied with the dentistry they have received	0	0	N/A	93.8%	93.1%	92.7%
% of Patients satisfied with the time they had to wait for an appointment	0	0	N/A	90.6%	89.8%	88.8%

\* This is based on patients treated on this contract for their most recent course of treatment. Figures in italics indicate the base number of FP17s or Patient Questionnaire responses are less than 100. N/A is shown where the base number of responses is less than 10 during the period. % is calculated as Quantity/Base number\*100

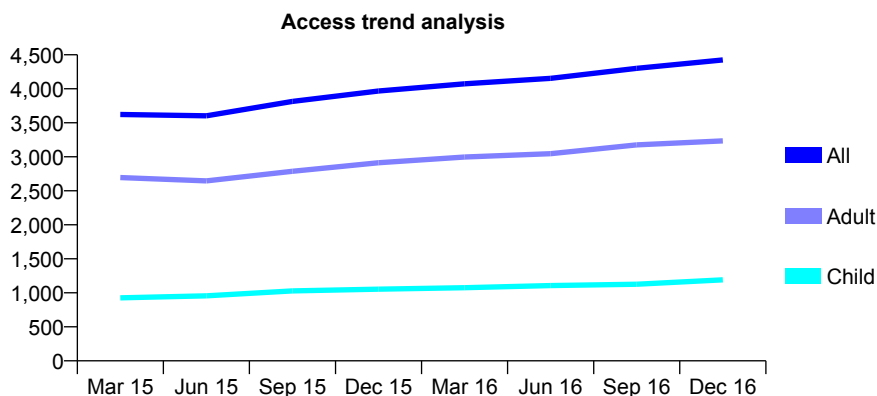
## Q50 - Vital Signs At a Glance Contract Report for 164925/0001 - December 2016

Name or company name	City Health Dental
Contract type name	PDS Contract
Purpose of contract	General
Contract start date	01/06/2010
Contract end date	31/03/2017

16/17 Contracted general activity (UDA)	10,000
Carry forward general activity (UDA)	0
16/17 Contracted orthodontic activity (UOA)	0
Carry forward orthodontic activity (UOA)	0
Baseline contract value	£380,650.12

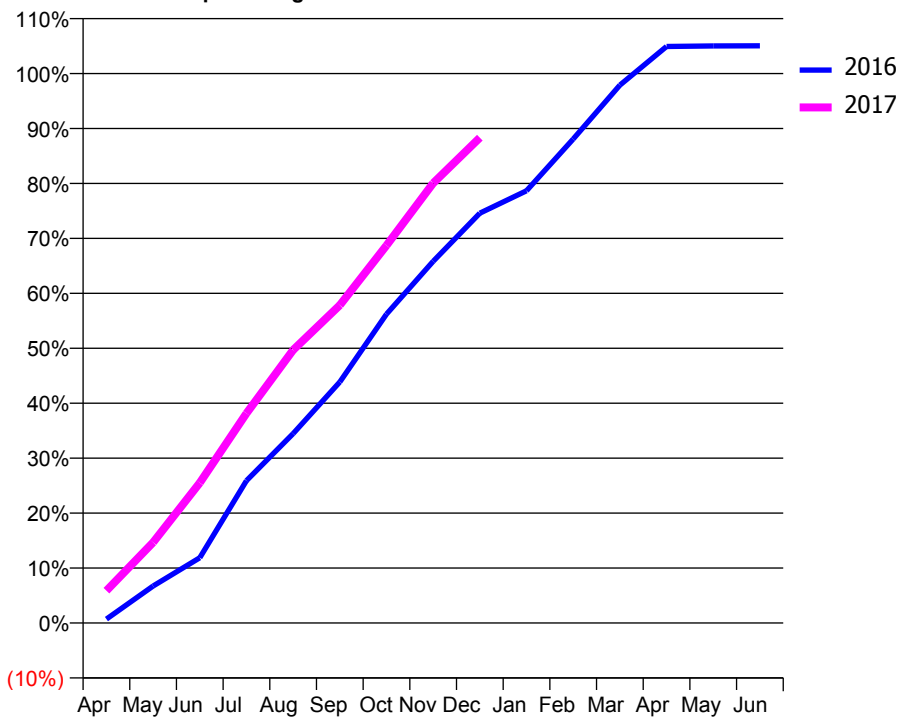
### ACCESS\*

Patients seen in 24 months	Total	Change since previous quarter
Quarter ending December 2015	3,967	
Quarter ending March 2016	4,073	↑
Quarter ending June 2016	4,153	→
Quarter ending September 2016	4,301	↑
Quarter ending December 2016	4,425	↑
<b>Variance since December 2015</b>	<b>11.5%</b>	<b>↑</b>



### ACTIVITY

Cumulative percentage of contracted UDA delivered 2016 & 2017



Month	Adjusted Scheduled Activity (UDA)	
	2016	2017
April	72	589
May	672	1,467
June	1,188	2,552
July	2,590	3,815
August	3,446	4,969
September	4,387	5,783
October	5,622	6,872
November	6,584	8,004
December	7,457	8,832
January	7,866	
February	8,807	
March	9,787	
April	10,491	
May	10,500	
June	10,503	

### QUALITY

	Quantity	Base Number	Contract	AT	Region	England
% of FP17s for the same patient ID Re-attending within 3 months - Children	78	1,220	6.4%	10.4%	13.4%	12.4%
% of FP17s for the same patient ID Re-attending within 3 months - Adults	617	3,553	17.4%	13.7%	17.3%	16.6%
% of FP17s for the same patient ID Re-attending between 3 & 9 months - Children	623	1,220	51.1%	62.8%	58.9%	57.5%
% of FP17s for the same patient ID Re-attending between 3 & 9 months - Adults	1,794	3,553	50.5%	54.7%	52.5%	50.4%
% of FP17s for Band 1 Urgent Courses	447	4,433	10.1%	7.3%	9.3%	9.1%
% of FP17s Relating to Free Repair or Replacements	62	4,433	1.4%	1.0%	1.0%	0.8%
% of FP17s Relating to Continuations	83	4,433	1.9%	1.3%	1.5%	1.3%
% of Patients satisfied with the dentistry they have received	8	8	N/A	93.8%	93.1%	92.7%
% of Patients satisfied with the time they had to wait for an appointment	8	8	N/A	90.6%	89.8%	88.8%

\* This is based on patients treated on this contract for their most recent course of treatment. Figures in italics indicate the base number of FP17s or Patient Questionnaire responses are less than 100. N/A is shown where the base number of responses is less than 10 during the period. % is calculated as Quantity/Base number\*100

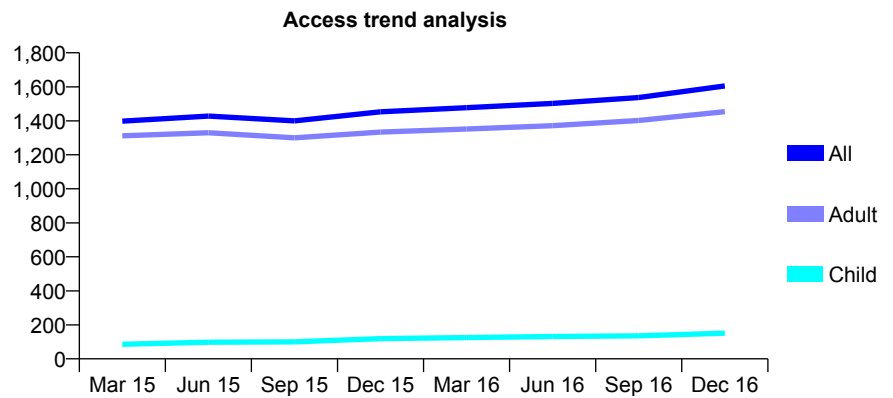
## Q50 - Vital Signs At a Glance Contract Report for 164925/0002 - December 2016

Name or company name	City Health Dental
Contract type name	PDS Contract
Purpose of contract	General
Contract start date	01/06/2010
Contract end date	31/03/2017

16/17 Contracted general activity (UDA)	6,000
Carry forward general activity (UDA)	0
16/17 Contracted orthodontic activity (UOA)	0
Carry forward orthodontic activity (UOA)	0
Baseline contract value	£228,390.49

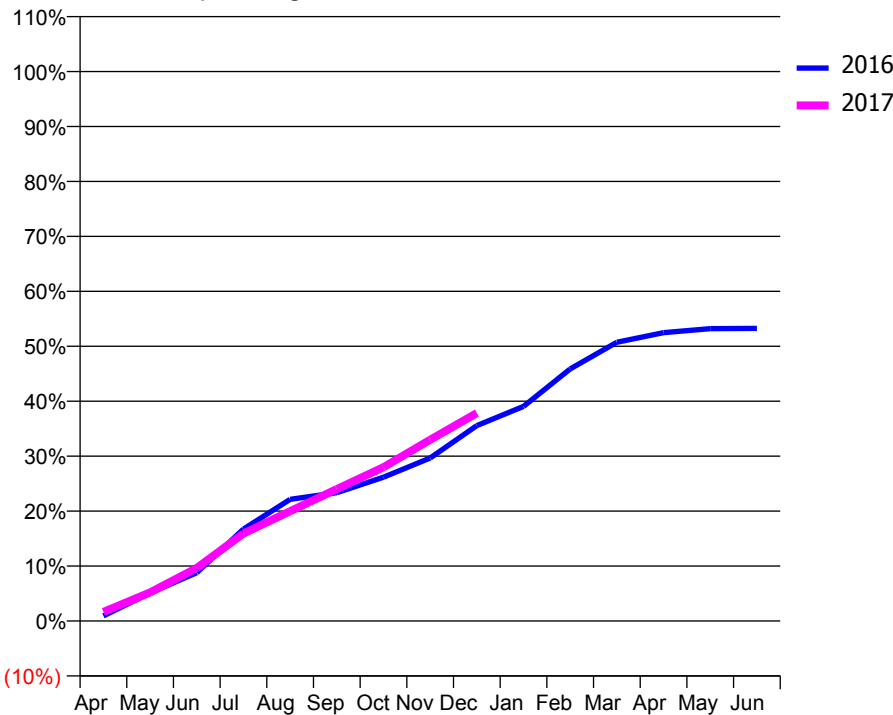
### ACCESS\*

Patients seen in 24 months	Total	Change since previous quarter
Quarter ending December 2015	1,453	
Quarter ending March 2016	1,477	→
Quarter ending June 2016	1,502	→
Quarter ending September 2016	1,537	↑
Quarter ending December 2016	1,605	↑
<b>Variance since December 2015</b>	<b>10.5%</b>	<b>↑</b>



### ACTIVITY

Cumulative percentage of contracted UDA delivered 2016 & 2017



Month	Adjusted Scheduled Activity (UDA)	
	2016	2017
April	56	100
May	307	313
June	528	579
July	1,004	956
August	1,329	1,199
September	1,401	1,441
October	1,570	1,679
November	1,781	1,979
December	2,134	2,271
January	2,343	
February	2,753	
March	3,044	
April	3,148	
May	3,192	
June	3,195	

### QUALITY

	Quantity	Base Number	Contract	AT	Region	England
% of FP17s for the same patient ID Re-attending within 3 months - Children	8	157	5.1%	10.4%	13.4%	12.4%
% of FP17s for the same patient ID Re-attending within 3 months - Adults	199	1,396	14.3%	13.7%	17.3%	16.6%
% of FP17s for the same patient ID Re-attending between 3 & 9 months - Children	44	157	28.0%	62.8%	58.9%	57.5%
% of FP17s for the same patient ID Re-attending between 3 & 9 months - Adults	378	1,396	27.1%	54.7%	52.5%	50.4%
% of FP17s for Band 1 Urgent Courses	719	1,464	49.1%	7.3%	9.3%	9.1%
% of FP17s Relating to Free Repair or Replacements	9	1,464	0.6%	1.0%	1.0%	0.8%
% of FP17s Relating to Continuations	11	1,464	0.8%	1.3%	1.5%	1.3%
% of Patients satisfied with the dentistry they have received	0	0	N/A	93.8%	93.1%	92.7%
% of Patients satisfied with the time they had to wait for an appointment	0	0	N/A	90.6%	89.8%	88.8%

\* This is based on patients treated on this contract for their most recent course of treatment. Figures in italics indicate the base number of FP17s or Patient Questionnaire responses are less than 100. N/A is shown where the base number of responses is less than 10 during the period. % is calculated as Quantity/Base number\*100



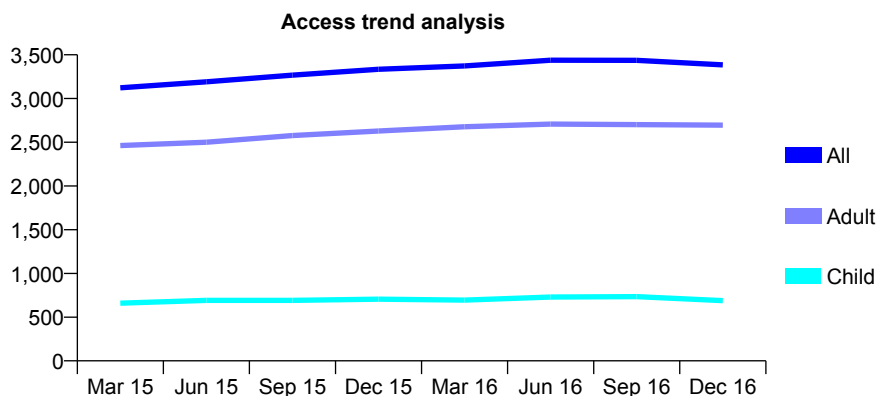
## Q50 - Vital Signs At a Glance Contract Report for 164925/0003 - December 2016

Name or company name	City Health Dental
Contract type name	PDS Contract
Purpose of contract	General
Contract start date	01/06/2010
Contract end date	31/03/2017

16/17 Contracted general activity (UDA)	11,000
Carry forward general activity (UDA)	0
16/17 Contracted orthodontic activity (UOA)	0
Carry forward orthodontic activity (UOA)	0
Baseline contract value	£418,715.55

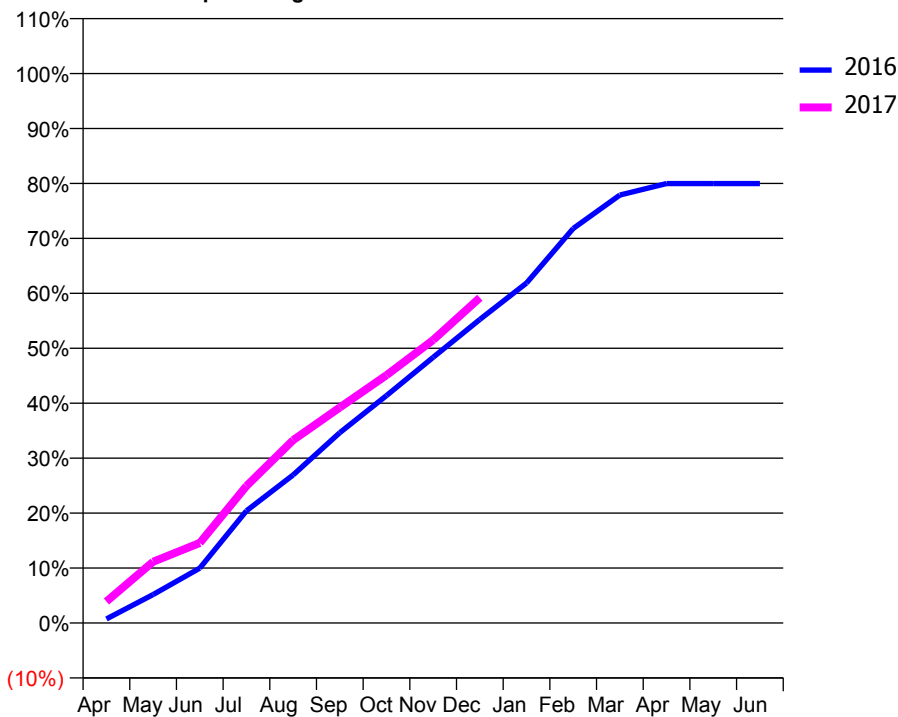
### ACCESS\*

Patients seen in 24 months	Total	Change since previous quarter
Quarter ending December 2015	3,335	
Quarter ending March 2016	3,372	→
Quarter ending June 2016	3,438	→
Quarter ending September 2016	3,437	→
Quarter ending December 2016	3,385	↓
<b>Variance since December 2015</b>	<b>1.5%</b>	<b>→</b>



### ACTIVITY

Cumulative percentage of contracted UDA delivered 2016 & 2017



Adjusted Scheduled Activity (UDA)

Month	2016	2017
April	82	432
May	569	1,227
June	1,098	1,602
July	2,247	2,742
August	2,964	3,662
September	3,812	4,314
October	4,553	4,961
November	5,319	5,665
December	6,077	6,511
January	6,807	
February	7,897	
March	8,569	
April	8,797	
May	8,798	
June	8,798	

### QUALITY

	Quantity	Base Number	Contract	AT	Region	England
% of FP17s for the same patient ID Re-attending within 3 months - Children	62	796	7.8%	10.4%	13.4%	12.4%
% of FP17s for the same patient ID Re-attending within 3 months - Adults	513	2,814	18.2%	13.7%	17.3%	16.6%
% of FP17s for the same patient ID Re-attending between 3 & 9 months - Children	452	796	56.8%	62.8%	58.9%	57.5%
% of FP17s for the same patient ID Re-attending between 3 & 9 months - Adults	1,390	2,814	49.4%	54.7%	52.5%	50.4%
% of FP17s for Band 1 Urgent Courses	723	3,524	20.5%	7.3%	9.3%	9.1%
% of FP17s Relating to Free Repair or Replacements	37	3,524	1.0%	1.0%	1.0%	0.8%
% of FP17s Relating to Continuations	48	3,524	1.4%	1.3%	1.5%	1.3%
% of Patients satisfied with the dentistry they have received	4	5	N/A	93.8%	93.1%	92.7%
% of Patients satisfied with the time they had to wait for an appointment	5	5	N/A	90.6%	89.8%	88.8%

\* This is based on patients treated on this contract for their most recent course of treatment. Figures in italics indicate the base number of FP17s or Patient Questionnaire responses are less than 100. N/A is shown where the base number of responses is less than 10 during the period. % is calculated as Quantity/Base number\*100

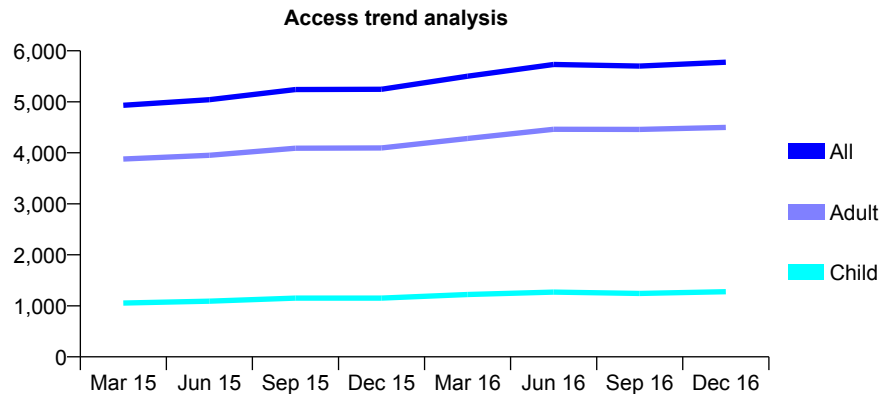
## Q50 - Vital Signs At a Glance Contract Report for 164925/0004 - December 2016

Name or company name	City Health Dental
Contract type name	PDS Contract
Purpose of contract	General
Contract start date	01/06/2010
Contract end date	31/03/2017

16/17 Contracted general activity (UDA)	10,000
Carry forward general activity (UDA)	0
16/17 Contracted orthodontic activity (UOA)	0
Carry forward orthodontic activity (UOA)	0
Baseline contract value	£380,650.12

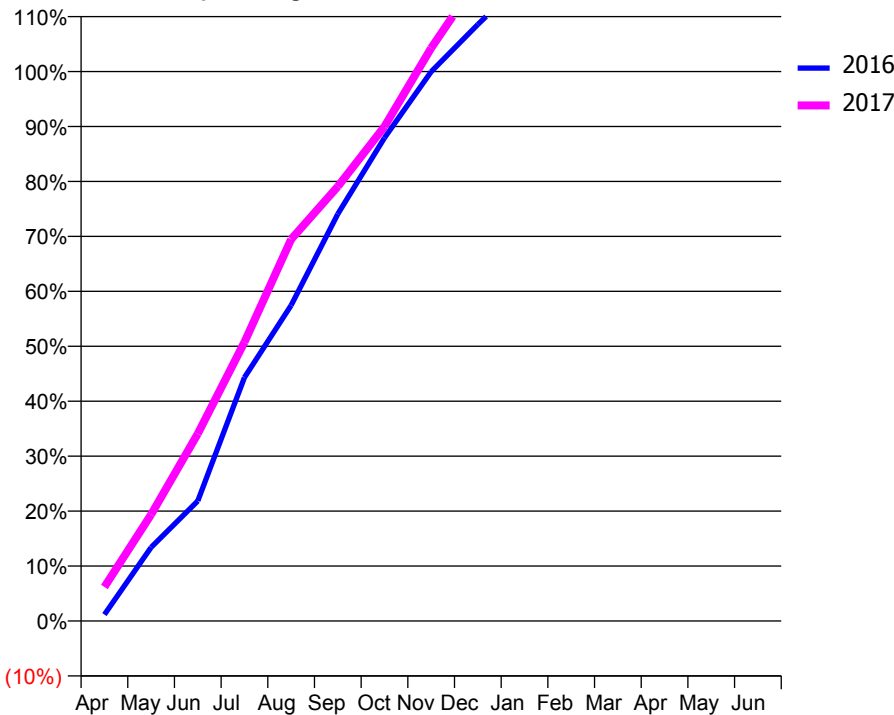
### ACCESS\*

Patients seen in 24 months	Total	Change since previous quarter
Quarter ending December 2015	5,247	
Quarter ending March 2016	5,503	↑
Quarter ending June 2016	5,731	↑
Quarter ending September 2016	5,701	→
Quarter ending December 2016	5,776	→
<b>Variance since December 2015</b>	<b>10.1%</b>	<b>↑</b>



### ACTIVITY

Cumulative percentage of contracted UDA delivered 2016 & 2017



Month	Adjusted Scheduled Activity (UDA)	
	2016	2017
April	118	620
May	1,341	1,937
June	2,186	3,409
July	4,433	5,075
August	5,744	6,946
September	7,407	7,907
October	8,794	8,999
November	9,996	10,427
December	10,856	11,676
January	11,674	
February	14,016	
March	15,353	
April	16,125	
May	16,131	
June	16,132	

### QUALITY

	Quantity	Base Number	Contract	AT	Region	England
% of FP17s for the same patient ID Re-attending within 3 months - Children	86	1,259	6.8%	10.4%	13.4%	12.4%
% of FP17s for the same patient ID Re-attending within 3 months - Adults	738	4,305	17.1%	13.7%	17.3%	16.6%
% of FP17s for the same patient ID Re-attending between 3 & 9 months - Children	711	1,259	56.5%	62.8%	58.9%	57.5%
% of FP17s for the same patient ID Re-attending between 3 & 9 months - Adults	2,140	4,305	49.7%	54.7%	52.5%	50.4%
% of FP17s for Band 1 Urgent Courses	874	5,226	16.7%	7.3%	9.3%	9.1%
% of FP17s Relating to Free Repair or Replacements	65	5,226	1.2%	1.0%	1.0%	0.8%
% of FP17s Relating to Continuations	65	5,226	1.2%	1.3%	1.5%	1.3%
% of Patients satisfied with the dentistry they have received	8	8	N/A	93.8%	93.1%	92.7%
% of Patients satisfied with the time they had to wait for an appointment	7	8	N/A	90.6%	89.8%	88.8%

\* This is based on patients treated on this contract for their most recent course of treatment. Figures in italics indicate the base number of FP17s or Patient Questionnaire responses are less than 100. N/A is shown where the base number of responses is less than 10 during the period. % is calculated as Quantity/Base number\*100

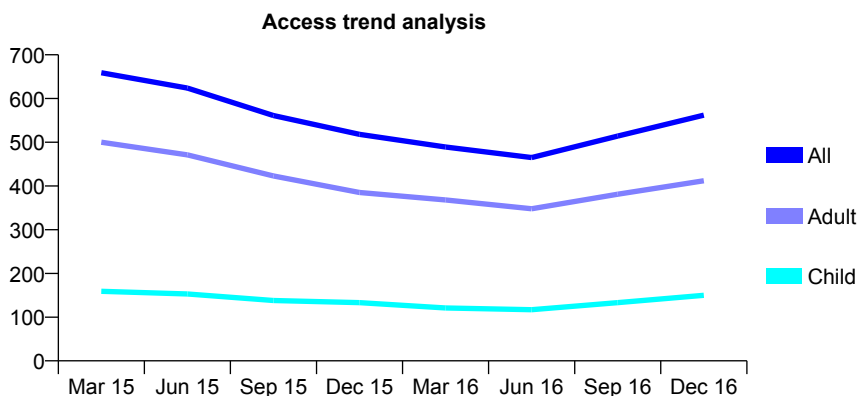
## Q50 - Vital Signs At a Glance Contract Report for 164925/0005 - December 2016

Name or company name	City Health Dental
Contract type name	PDS Contract
Purpose of contract	General
Contract start date	01/06/2010
Contract end date	31/03/2017

16/17 Contracted general activity (UDA)	2,334
Carry forward general activity (UDA)	0
16/17 Contracted orthodontic activity (UOA)	0
Carry forward orthodontic activity (UOA)	0
Baseline contract value	£88,843.44

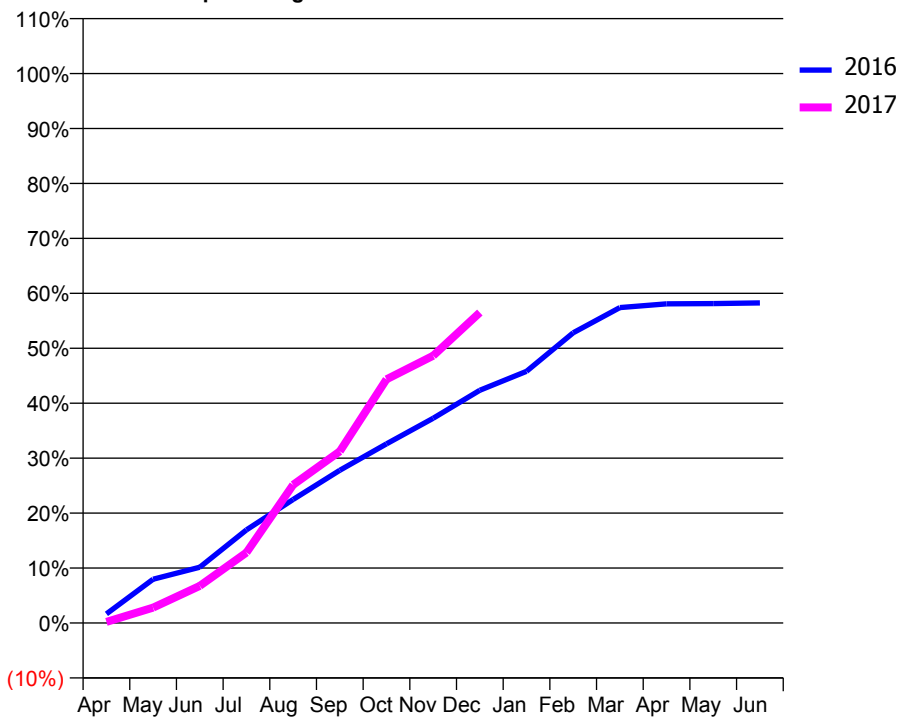
### ACCESS\*

Patients seen in 24 months	Total	Change since previous quarter
Quarter ending December 2015	518	
Quarter ending March 2016	489	↓
Quarter ending June 2016	465	↓
Quarter ending September 2016	514	↑
Quarter ending December 2016	562	↑
<b>Variance since December 2015</b>	<b>8.5%</b>	<b>↑</b>



### ACTIVITY

Cumulative percentage of contracted UDA delivered 2016 & 2017



Month	Adjusted Scheduled Activity (UDA)	
	2016	2017
April	39	5
May	186	66
June	237	158
July	396	300
August	525	587
September	649	729
October	761	1,035
November	870	1,135
December	989	1,319
January	1,069	
February	1,233	
March	1,340	
April	1,356	
May	1,357	
June	1,360	

### QUALITY

	Quantity	Base Number	Contract	AT	Region	England
% of FP17s for the same patient ID Re-attending within 3 months - Children	9	147	6.1%	10.4%	13.4%	12.4%
% of FP17s for the same patient ID Re-attending within 3 months - Adults	60	458	13.1%	13.7%	17.3%	16.6%
% of FP17s for the same patient ID Re-attending between 3 & 9 months - Children	44	147	29.9%	62.8%	58.9%	57.5%
% of FP17s for the same patient ID Re-attending between 3 & 9 months - Adults	185	458	40.4%	54.7%	52.5%	50.4%
% of FP17s for Band 1 Urgent Courses	60	594	10.1%	7.3%	9.3%	9.1%
% of FP17s Relating to Free Repair or Replacements	15	594	2.5%	1.0%	1.0%	0.8%
% of FP17s Relating to Continuations	14	594	2.4%	1.3%	1.5%	1.3%
% of Patients satisfied with the dentistry they have received	2	2	N/A	93.8%	93.1%	92.7%
% of Patients satisfied with the time they had to wait for an appointment	2	2	N/A	90.6%	89.8%	88.8%

\* This is based on patients treated on this contract for their most recent course of treatment. Figures in italics indicate the base number of FP17s or Patient Questionnaire responses are less than 100. N/A is shown where the base number of responses is less than 10 during the period. % is calculated as Quantity/Base number\*100

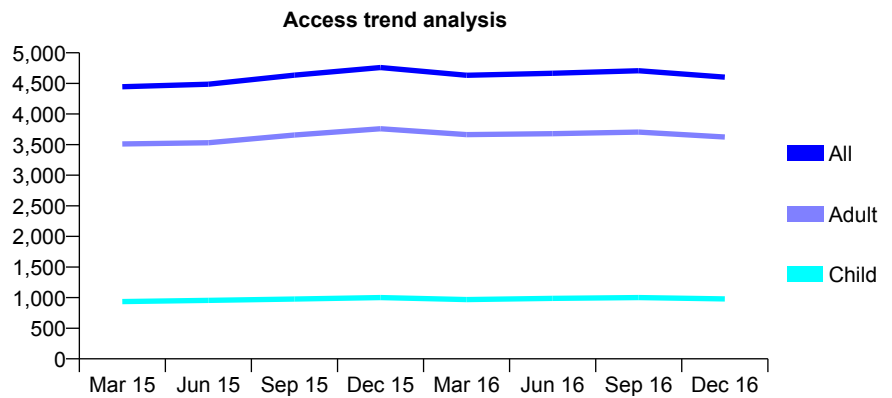
## Q50 - Vital Signs At a Glance Contract Report for 164925/0006 - December 2016

Name or company name	City Health Dental
Contract type name	PDS Contract
Purpose of contract	General
Contract start date	01/06/2010
Contract end date	31/03/2017

16/17 Contracted general activity (UDA)	13,000
Carry forward general activity (UDA)	0
16/17 Contracted orthodontic activity (UOA)	0
Carry forward orthodontic activity (UOA)	0
Baseline contract value	£494,845.36

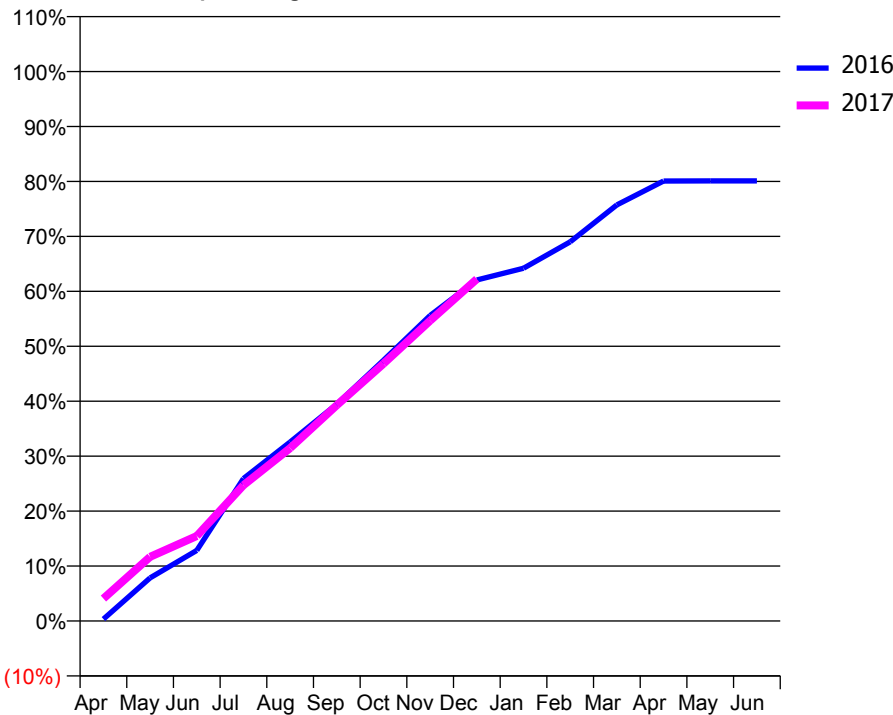
### ACCESS\*

Patients seen in 24 months	Total	Change since previous quarter
Quarter ending December 2015	4,760	
Quarter ending March 2016	4,632	↓
Quarter ending June 2016	4,666	→
Quarter ending September 2016	4,707	→
Quarter ending December 2016	4,603	↓
<b>Variance since December 2015</b>	<b>(3.3%)</b>	<b>↓</b>



### ACTIVITY

Cumulative percentage of contracted UDA delivered 2016 & 2017



Month	Adjusted Scheduled Activity (UDA)	
	2016	2017
April	47	532
May	1,019	1,520
June	1,672	2,012
July	3,372	3,212
August	4,235	4,089
September	5,133	5,105
October	6,168	6,087
November	7,228	7,105
December	8,068	8,089
January	8,347	
February	8,972	
March	9,843	
April	10,409	
May	10,412	
June	10,412	

### QUALITY

	Quantity	Base Number	Contract	AT	Region	England
% of FP17s for the same patient ID Re-attending within 3 months - Children	59	967	6.1%	10.4%	13.4%	12.4%
% of FP17s for the same patient ID Re-attending within 3 months - Adults	550	3,673	15.0%	13.7%	17.3%	16.6%
% of FP17s for the same patient ID Re-attending between 3 & 9 months - Children	439	967	45.4%	62.8%	58.9%	57.5%
% of FP17s for the same patient ID Re-attending between 3 & 9 months - Adults	1,868	3,673	50.9%	54.7%	52.5%	50.4%
% of FP17s for Band 1 Urgent Courses	550	4,366	12.6%	7.3%	9.3%	9.1%
% of FP17s Relating to Free Repair or Replacements	130	4,366	3.0%	1.0%	1.0%	0.8%
% of FP17s Relating to Continuations	42	4,366	1.0%	1.3%	1.5%	1.3%
% of Patients satisfied with the dentistry they have received	4	5	N/A	93.8%	93.1%	92.7%
% of Patients satisfied with the time they had to wait for an appointment	5	5	N/A	90.6%	89.8%	88.8%

\* This is based on patients treated on this contract for their most recent course of treatment. Figures in italics indicate the base number of FP17s or Patient Questionnaire responses are less than 100. N/A is shown where the base number of responses is less than 10 during the period. % is calculated as Quantity/Base number\*100

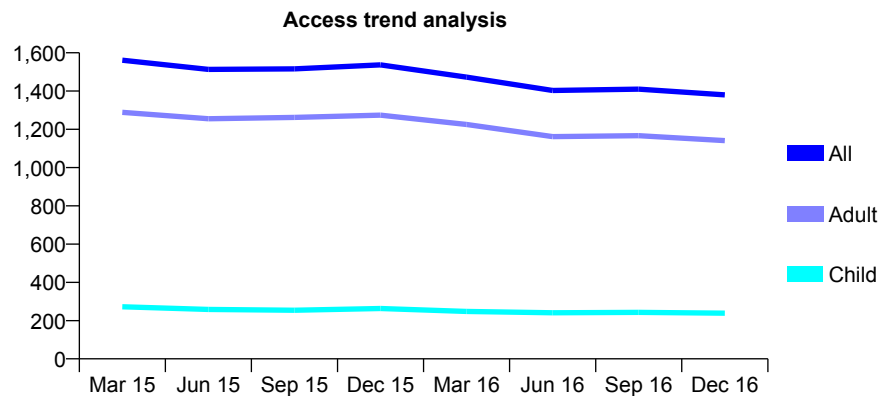
## Q50 - Vital Signs At a Glance Contract Report for 164925/0007 - December 2016

Name or company name	City Health Dental
Contract type name	PDS Contract
Purpose of contract	General
Contract start date	01/06/2010
Contract end date	31/03/2017

16/17 Contracted general activity (UDA)	6,000
Carry forward general activity (UDA)	0
16/17 Contracted orthodontic activity (UOA)	0
Carry forward orthodontic activity (UOA)	0
Baseline contract value	£228,390.49

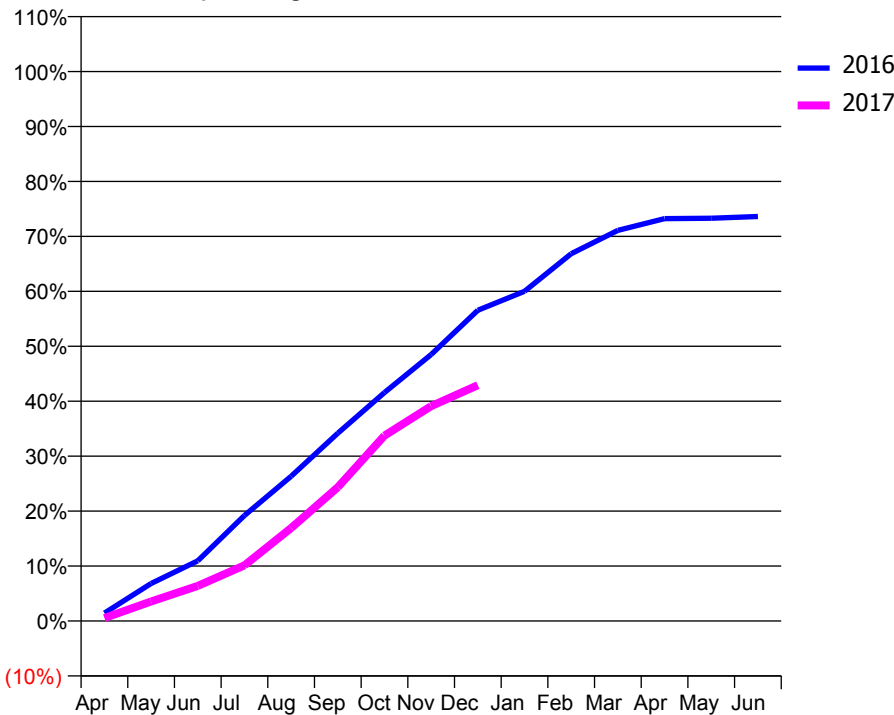
### ACCESS\*

Patients seen in 24 months	Total	Change since previous quarter
Quarter ending December 2015	1,537	
Quarter ending March 2016	1,473	↓
Quarter ending June 2016	1,403	↓
Quarter ending September 2016	1,410	→
Quarter ending December 2016	1,380	↓
<b>Variance since December 2015</b>	<b>(10.2%)</b>	<b>↓</b>



### ACTIVITY

Cumulative percentage of contracted UDA delivered 2016 & 2017



Month	Adjusted Scheduled Activity (UDA)	
	2016	2017
April	86	33
May	410	213
June	658	383
July	1,153	608
August	1,581	1,015
September	2,051	1,462
October	2,495	2,025
November	2,910	2,347
December	3,393	2,575
January	3,599	
February	4,010	
March	4,266	
April	4,394	
May	4,398	
June	4,417	

### QUALITY

	Quantity	Base Number	Contract	AT	Region	England
% of FP17s for the same patient ID Re-attending within 3 months - Children	15	200	7.5%	10.4%	13.4%	12.4%
% of FP17s for the same patient ID Re-attending within 3 months - Adults	156	954	16.4%	13.7%	17.3%	16.6%
% of FP17s for the same patient ID Re-attending between 3 & 9 months - Children	75	200	37.5%	62.8%	58.9%	57.5%
% of FP17s for the same patient ID Re-attending between 3 & 9 months - Adults	363	954	38.1%	54.7%	52.5%	50.4%
% of FP17s for Band 1 Urgent Courses	175	1,099	15.9%	7.3%	9.3%	9.1%
% of FP17s Relating to Free Repair or Replacements	13	1,099	1.2%	1.0%	1.0%	0.8%
% of FP17s Relating to Continuations	25	1,099	2.3%	1.3%	1.5%	1.3%
% of Patients satisfied with the dentistry they have received	1	1	N/A	93.8%	93.1%	92.7%
% of Patients satisfied with the time they had to wait for an appointment	1	1	N/A	90.6%	89.8%	88.8%

\* This is based on patients treated on this contract for their most recent course of treatment. Figures in italics indicate the base number of FP17s or Patient Questionnaire responses are less than 100. N/A is shown where the base number of responses is less than 10 during the period. % is calculated as Quantity/Base number\*100

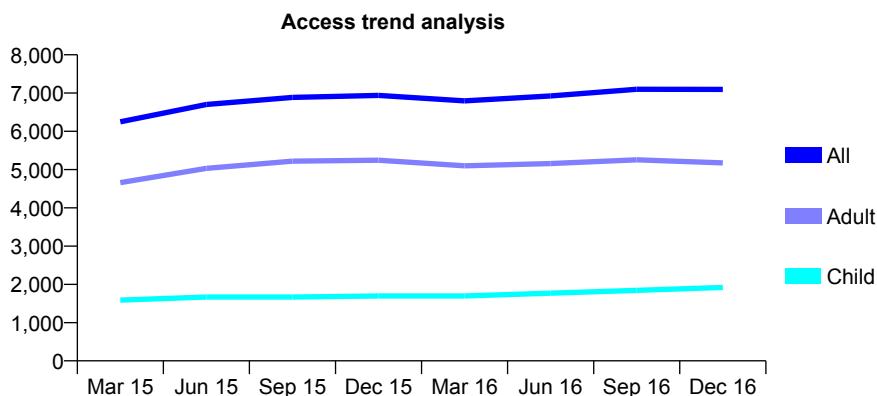
## Q50 - Vital Signs At a Glance Contract Report for 166103/0001 - December 2016

Name or company name	The Dental Design Studio
Contract type name	GDS Contract
Purpose of contract	General
Contract start date	01/09/2013
Contract end date	

16/17 Contracted general activity (UDA)	11,620
Carry forward general activity (UDA)	0
16/17 Contracted orthodontic activity (UOA)	0
Carry forward orthodontic activity (UOA)	0
Baseline contract value	£363,776.68

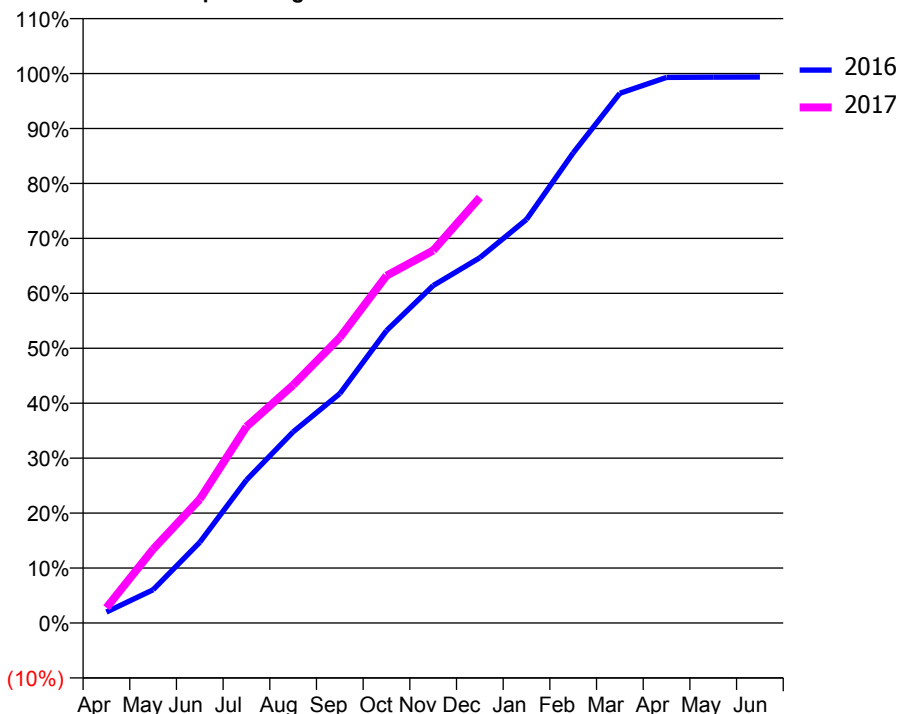
### ACCESS\*

Patients seen in 24 months	Total	Change since previous quarter
Quarter ending December 2015	6,939	
Quarter ending March 2016	6,796	↓
Quarter ending June 2016	6,925	→
Quarter ending September 2016	7,099	↑
Quarter ending December 2016	7,094	→
<b>Variance since December 2015</b>	<b>2.2%</b>	<b>↑</b>



### ACTIVITY

Cumulative percentage of contracted UDA delivered 2016 & 2017



Month	Adjusted Scheduled Activity (UDA)	
	2016	2017
April	232	324
May	703	1,562
June	1,706	2,618
July	3,025	4,152
August	4,042	5,031
September	4,852	6,036
October	6,183	7,345
November	7,136	7,878
December	7,724	8,998
January	8,534	
February	9,941	
March	11,203	
April	11,536	
May	11,542	
June	11,546	

### QUALITY

	Quantity	Base Number	Contract	AT	Region	England
% of FP17s for the same patient ID Re-attending within 3 months - Children	81	1,946	4.2%	10.4%	13.4%	12.4%
% of FP17s for the same patient ID Re-attending within 3 months - Adults	214	3,020	7.1%	13.7%	17.3%	16.6%
% of FP17s for the same patient ID Re-attending between 3 & 9 months - Children	1,092	1,946	56.1%	62.8%	58.9%	57.5%
% of FP17s for the same patient ID Re-attending between 3 & 9 months - Adults	676	3,020	22.4%	54.7%	52.5%	50.4%
% of FP17s for Band 1 Urgent Courses	102	4,762	2.1%	7.3%	9.3%	9.1%
% of FP17s Relating to Free Repair or Replacements	19	4,762	0.4%	1.0%	1.0%	0.8%
% of FP17s Relating to Continuations	8	4,762	0.2%	1.3%	1.5%	1.3%
% of Patients satisfied with the dentistry they have received	6	6	N/A	93.8%	93.1%	92.7%
% of Patients satisfied with the time they had to wait for an appointment	6	6	N/A	90.6%	89.8%	88.8%

\* This is based on patients treated on this contract for their most recent course of treatment. Figures in italics indicate the base number of FP17s or Patient Questionnaire responses are less than 100. N/A is shown where the base number of responses is less than 10 during the period. % is calculated as Quantity/Base number\*100

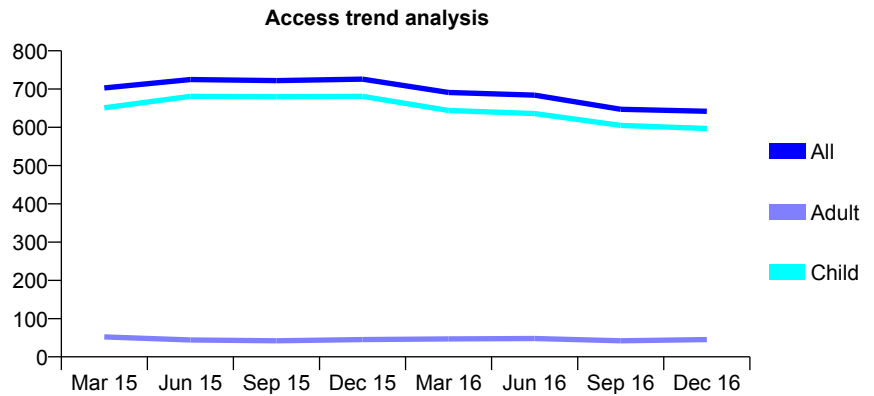
## Q50 - Vital Signs At a Glance Contract Report for 167037/0001 - December 2016

Name or company name	Scartho Dental Practice Limited
Contract type name	GDS Contract
Purpose of contract	General
Contract start date	21/03/2013
Contract end date	

16/17 Contracted general activity (UDA)	1,100
Carry forward general activity (UDA)	0
16/17 Contracted orthodontic activity (UOA)	0
Carry forward orthodontic activity (UOA)	0
Baseline contract value	£27,663.86

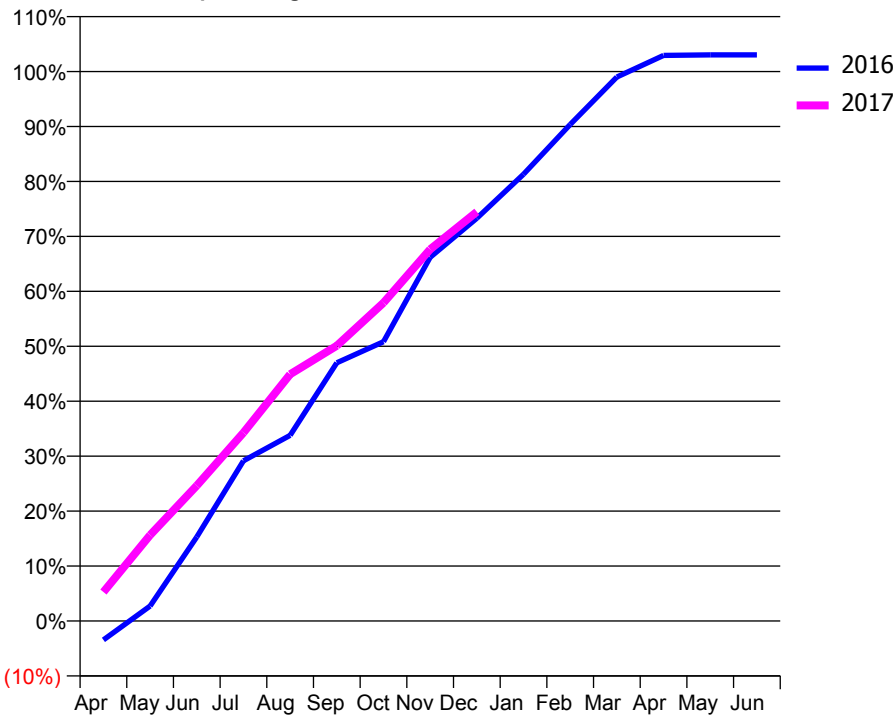
### ACCESS\*

Patients seen in 24 months	Total	Change since previous quarter
Quarter ending December 2015	726	
Quarter ending March 2016	691	↓
Quarter ending June 2016	684	↓
Quarter ending September 2016	647	↓
Quarter ending December 2016	642	→
<b>Variance since December 2015</b>	<b>(11.6%)</b>	<b>↓</b>



### ACTIVITY

Cumulative percentage of contracted UDA delivered 2016 & 2017



Month	Adjusted Scheduled Activity (UDA)	
	2016	2017
April	-38	58
May	30	172
June	168	271
July	321	377
August	372	494
September	517	551
October	559	637
November	728	744
December	806	819
January	894	
February	994	
March	1,089	
April	1,132	
May	1,133	
June	1,133	

### QUALITY

	Quantity	Base Number	Contract	AT	Region	England
% of FP17s for the same patient ID Re-attending within 3 months - Children	30	656	4.6%	10.4%	13.4%	12.4%
% of FP17s for the same patient ID Re-attending within 3 months - Adults	0	0	N/A	13.7%	17.3%	16.6%
% of FP17s for the same patient ID Re-attending between 3 & 9 months - Children	424	656	64.6%	62.8%	58.9%	57.5%
% of FP17s for the same patient ID Re-attending between 3 & 9 months - Adults	0	0	N/A	54.7%	52.5%	50.4%
% of FP17s for Band 1 Urgent Courses	0	611	0.0%	7.3%	9.3%	9.1%
% of FP17s Relating to Free Repair or Replacements	0	611	0.0%	1.0%	1.0%	0.8%
% of FP17s Relating to Continuations	4	611	0.7%	1.3%	1.5%	1.3%
% of Patients satisfied with the dentistry they have received	0	0	N/A	93.8%	93.1%	92.7%
% of Patients satisfied with the time they had to wait for an appointment	0	0	N/A	90.6%	89.8%	88.8%

\* This is based on patients treated on this contract for their most recent course of treatment. Figures in italics indicate the base number of FP17s or Patient Questionnaire responses are less than 100. N/A is shown where the base number of responses is less than 10 during the period. % is calculated as Quantity/Base number\*100



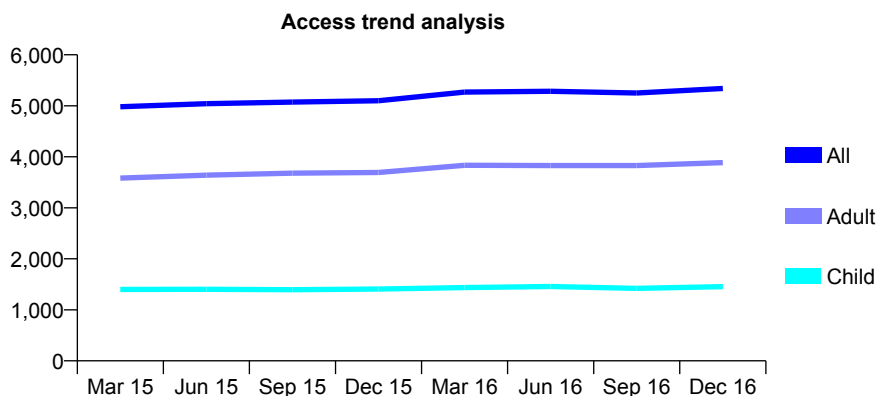
## Q50 - Vital Signs At a Glance Contract Report for 167150/0001 - December 2016

Name or company name	Harris Family Dental Practice
Contract type name	GDS Contract
Purpose of contract	General
Contract start date	09/08/2012
Contract end date	

16/17 Contracted general activity (UDA)	17,600
Carry forward general activity (UDA)	0
16/17 Contracted orthodontic activity (UOA)	0
Carry forward orthodontic activity (UOA)	0
Baseline contract value	£506,845.21

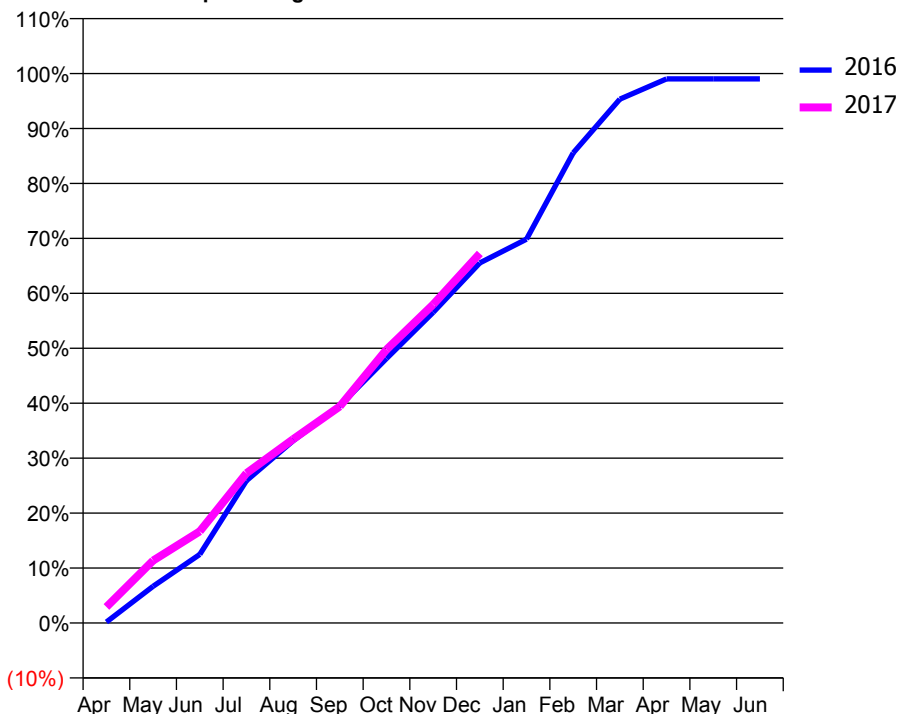
### ACCESS\*

Patients seen in 24 months	Total	Change since previous quarter
Quarter ending December 2015	5,100	
Quarter ending March 2016	5,269	↑
Quarter ending June 2016	5,286	→
Quarter ending September 2016	5,251	→
Quarter ending December 2016	5,340	→
<b>Variance since December 2015</b>	<b>4.7%</b>	<b>↑</b>



### ACTIVITY

Cumulative percentage of contracted UDA delivered 2016 & 2017



Month	Adjusted Scheduled Activity (UDA)	
	2016	2017
April	34	513
May	1,175	2,001
June	2,196	2,937
July	4,561	4,796
August	5,835	5,886
September	6,960	6,940
October	8,473	8,758
November	9,950	10,201
December	11,535	11,838
January	12,295	
February	15,059	
March	16,777	
April	17,428	
May	17,427	
June	17,427	

### QUALITY

	Quantity	Base Number	Contract	AT	Region	England
% of FP17s for the same patient ID Re-attending within 3 months - Children	84	1,725	4.9%	10.4%	13.4%	12.4%
% of FP17s for the same patient ID Re-attending within 3 months - Adults	517	4,394	11.8%	13.7%	17.3%	16.6%
% of FP17s for the same patient ID Re-attending between 3 & 9 months - Children	1,241	1,725	71.9%	62.8%	58.9%	57.5%
% of FP17s for the same patient ID Re-attending between 3 & 9 months - Adults	2,894	4,394	65.9%	54.7%	52.5%	50.4%
% of FP17s for Band 1 Urgent Courses	256	5,837	4.4%	7.3%	9.3%	9.1%
% of FP17s Relating to Free Repair or Replacements	56	5,837	1.0%	1.0%	1.0%	0.8%
% of FP17s Relating to Continuations	46	5,837	0.8%	1.3%	1.5%	1.3%
% of Patients satisfied with the dentistry they have received	11	12	91.7%	93.8%	93.1%	92.7%
% of Patients satisfied with the time they had to wait for an appointment	11	12	91.7%	90.6%	89.8%	88.8%

\* This is based on patients treated on this contract for their most recent course of treatment. Figures in italics indicate the base number of FP17s or Patient Questionnaire responses are less than 100. N/A is shown where the base number of responses is less than 10 during the period. % is calculated as Quantity/Base number\*100

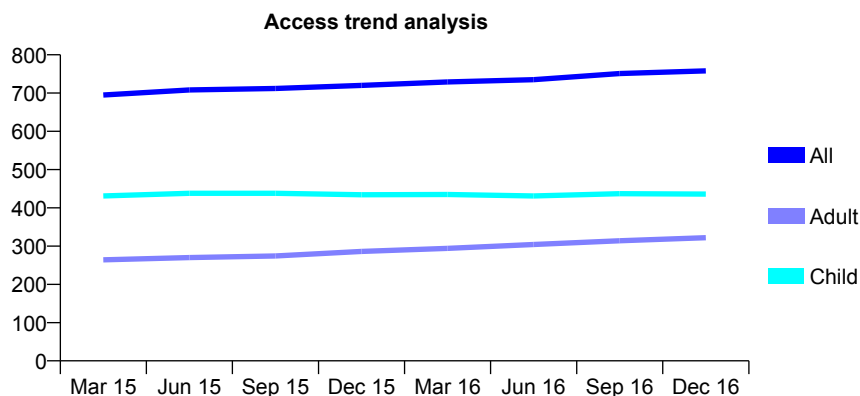
## Q50 - Vital Signs At a Glance Contract Report for 167347/0001 - December 2016

Name or company name	Clifton Dental Practice Limited
Contract type name	GDS Contract
Purpose of contract	General
Contract start date	01/04/2008
Contract end date	

16/17 Contracted general activity (UDA)	2,700
Carry forward general activity (UDA)	0
16/17 Contracted orthodontic activity (UOA)	0
Carry forward orthodontic activity (UOA)	0
Baseline contract value	£79,289.66

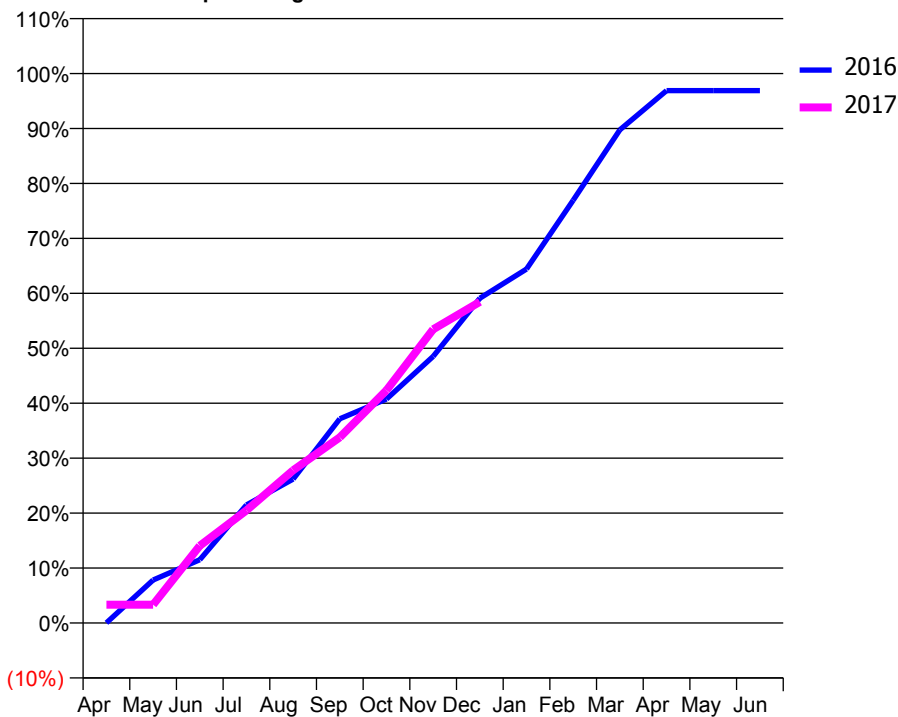
### ACCESS\*

Patients seen in 24 months	Total	Change since previous quarter
Quarter ending December 2015	720	
Quarter ending March 2016	729	→
Quarter ending June 2016	735	→
Quarter ending September 2016	751	↑
Quarter ending December 2016	758	→
<b>Variance since December 2015</b>	<b>5.3%</b>	<b>↑</b>



### ACTIVITY

Cumulative percentage of contracted UDA delivered 2016 & 2017



Month	Adjusted Scheduled Activity (UDA)	
	2016	2017
April	1	90
May	211	90
June	311	379
July	580	553
August	707	750
September	1,004	912
October	1,101	1,144
November	1,310	1,443
December	1,596	1,578
January	1,739	
February	2,078	
March	2,423	
April	2,616	
May	2,616	
June	2,616	

### QUALITY

	Quantity	Base Number	Contract	AT	Region	England
% of FP17s for the same patient ID Re-attending within 3 months - Children	38	521	7.3%	10.4%	13.4%	12.4%
% of FP17s for the same patient ID Re-attending within 3 months - Adults	50	270	18.5%	13.7%	17.3%	16.6%
% of FP17s for the same patient ID Re-attending between 3 & 9 months - Children	394	521	75.6%	62.8%	58.9%	57.5%
% of FP17s for the same patient ID Re-attending between 3 & 9 months - Adults	170	270	63.0%	54.7%	52.5%	50.4%
% of FP17s for Band 1 Urgent Courses	5	732	0.7%	7.3%	9.3%	9.1%
% of FP17s Relating to Free Repair or Replacements	0	732	0.0%	1.0%	1.0%	0.8%
% of FP17s Relating to Continuations	3	732	0.4%	1.3%	1.5%	1.3%
% of Patients satisfied with the dentistry they have received	2	2	N/A	93.8%	93.1%	92.7%
% of Patients satisfied with the time they had to wait for an appointment	2	2	N/A	90.6%	89.8%	88.8%

\* This is based on patients treated on this contract for their most recent course of treatment. Figures in italics indicate the base number of FP17s or Patient Questionnaire responses are less than 100. N/A is shown where the base number of responses is less than 10 during the period. % is calculated as Quantity/Base number\*100

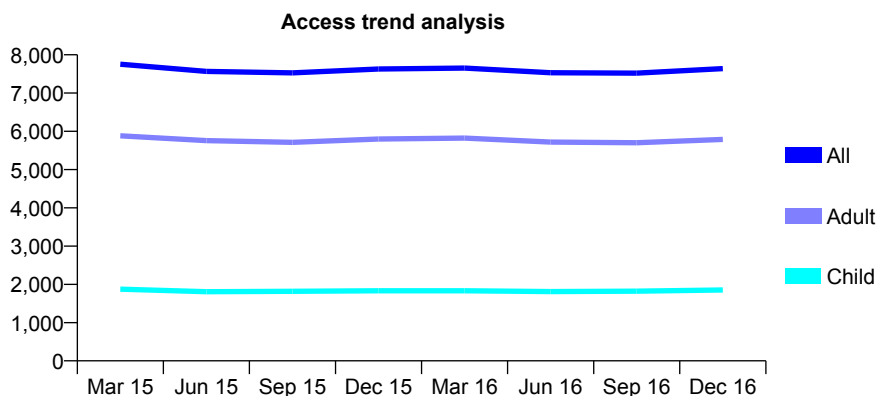
## Q50 - Vital Signs At a Glance Contract Report for 169781/0001 - December 2016

Name or company name	Scunthorpe Health Club Limited
Contract type name	GDS Contract
Purpose of contract	General
Contract start date	01/09/2007
Contract end date	

16/17 Contracted general activity (UDA)	18,030
Carry forward general activity (UDA)	0
16/17 Contracted orthodontic activity (UOA)	0
Carry forward orthodontic activity (UOA)	0
Baseline contract value	£556,577.59

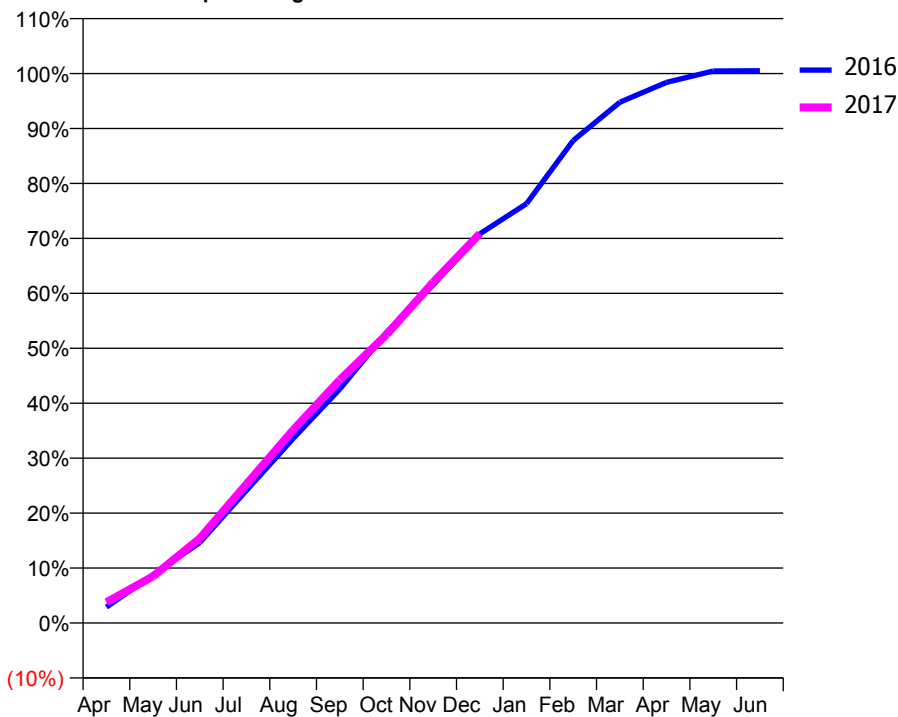
### ACCESS\*

Patients seen in 24 months	Total	Change since previous quarter
Quarter ending December 2015	7,628	
Quarter ending March 2016	7,654	→
Quarter ending June 2016	7,531	↓
Quarter ending September 2016	7,521	→
Quarter ending December 2016	7,640	→
<b>Variance since December 2015</b>	<b>0.2%</b>	<b>→</b>



### ACTIVITY

Cumulative percentage of contracted UDA delivered 2016 & 2017



Month	Adjusted Scheduled Activity (UDA)	
	2016	2017
April	521	679
May	1,586	1,532
June	2,638	2,778
July	4,353	4,559
August	6,055	6,332
September	7,677	7,978
October	9,536	9,463
November	11,094	11,181
December	12,771	12,780
January	13,757	
February	15,834	
March	17,087	
April	17,739	
May	18,113	
June	18,123	

### QUALITY

	Quantity	Base Number	Contract	AT	Region	England
% of FP17s for the same patient ID Re-attending within 3 months - Children	91	1,768	5.1%	10.4%	13.4%	12.4%
% of FP17s for the same patient ID Re-attending within 3 months - Adults	696	5,005	13.9%	13.7%	17.3%	16.6%
% of FP17s for the same patient ID Re-attending between 3 & 9 months - Children	731	1,768	41.3%	62.8%	58.9%	57.5%
% of FP17s for the same patient ID Re-attending between 3 & 9 months - Adults	1,311	5,005	26.2%	54.7%	52.5%	50.4%
% of FP17s for Band 1 Urgent Courses	954	6,295	15.2%	7.3%	9.3%	9.1%
% of FP17s Relating to Free Repair or Replacements	4	6,295	0.1%	1.0%	1.0%	0.8%
% of FP17s Relating to Continuations	17	6,295	0.3%	1.3%	1.5%	1.3%
% of Patients satisfied with the dentistry they have received	17	17	100.0%	93.8%	93.1%	92.7%
% of Patients satisfied with the time they had to wait for an appointment	13	17	76.5%	90.6%	89.8%	88.8%

\* This is based on patients treated on this contract for their most recent course of treatment. Figures in italics indicate the base number of FP17s or Patient Questionnaire responses are less than 100. N/A is shown where the base number of responses is less than 10 during the period. % is calculated as Quantity/Base number\*100

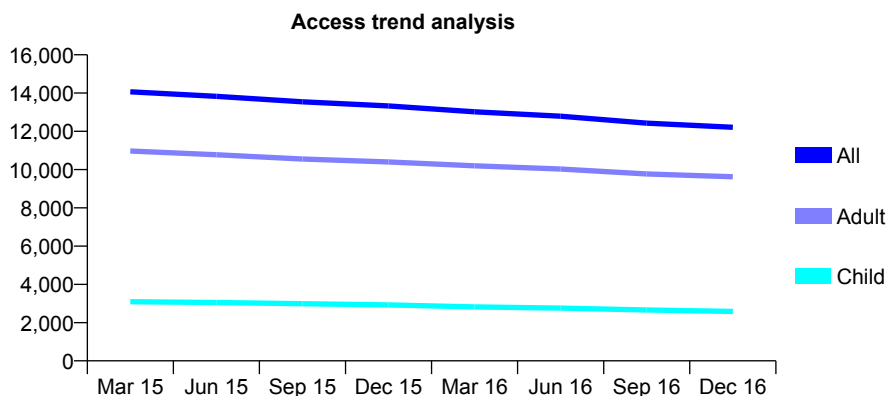
## Q50 - Vital Signs At a Glance Contract Report for 170550/0001 - December 2016

Name or company name	V I Dental Centre
Contract type name	GDS Contract
Purpose of contract	General
Contract start date	01/04/2009
Contract end date	

16/17 Contracted general activity (UDA)	42,874
Carry forward general activity (UDA)	0
16/17 Contracted orthodontic activity (UOA)	0
Carry forward orthodontic activity (UOA)	0
Baseline contract value	£1,274,230.47

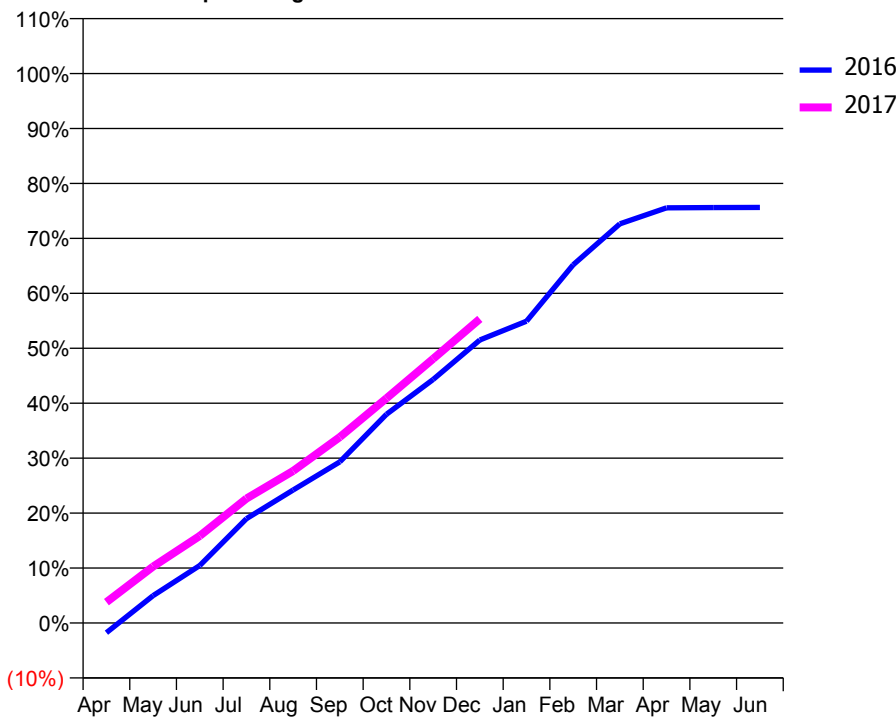
### ACCESS\*

Patients seen in 24 months	Total	Change since previous quarter
Quarter ending December 2015	13,325	
Quarter ending March 2016	13,020	↓
Quarter ending June 2016	12,790	↓
Quarter ending September 2016	12,426	↓
Quarter ending December 2016	12,209	↓
<b>Variance since December 2015</b>	<b>(8.4%)</b>	<b>↓</b>



### ACTIVITY

Cumulative percentage of contracted UDA delivered 2016 & 2017



Month	Adjusted Scheduled Activity (UDA)	
	2016	2017
April	-760	1,626
May	2,136	4,401
June	4,489	6,795
July	8,138	9,717
August	10,380	11,863
September	12,576	14,505
October	16,292	17,540
November	19,006	20,617
December	22,078	23,724
January	23,552	
February	27,953	
March	31,144	
April	32,399	
May	32,410	
June	32,421	

### QUALITY

	Quantity	Base Number	Contract	AT	Region	England
% of FP17s for the same patient ID Re-attending within 3 months - Children	88	2,602	3.4%	10.4%	13.4%	12.4%
% of FP17s for the same patient ID Re-attending within 3 months - Adults	778	9,798	7.9%	13.7%	17.3%	16.6%
% of FP17s for the same patient ID Re-attending between 3 & 9 months - Children	1,530	2,602	58.8%	62.8%	58.9%	57.5%
% of FP17s for the same patient ID Re-attending between 3 & 9 months - Adults	5,671	9,798	57.9%	54.7%	52.5%	50.4%
% of FP17s for Band 1 Urgent Courses	508	11,840	4.3%	7.3%	9.3%	9.1%
% of FP17s Relating to Free Repair or Replacements	62	11,840	0.5%	1.0%	1.0%	0.8%
% of FP17s Relating to Continuations	114	11,840	1.0%	1.3%	1.5%	1.3%
% of Patients satisfied with the dentistry they have received	37	41	90.2%	93.8%	93.1%	92.7%
% of Patients satisfied with the time they had to wait for an appointment	38	41	92.7%	90.6%	89.8%	88.8%

\* This is based on patients treated on this contract for their most recent course of treatment. Figures in italics indicate the base number of FP17s or Patient Questionnaire responses are less than 100. N/A is shown where the base number of responses is less than 10 during the period. % is calculated as Quantity/Base number\*100

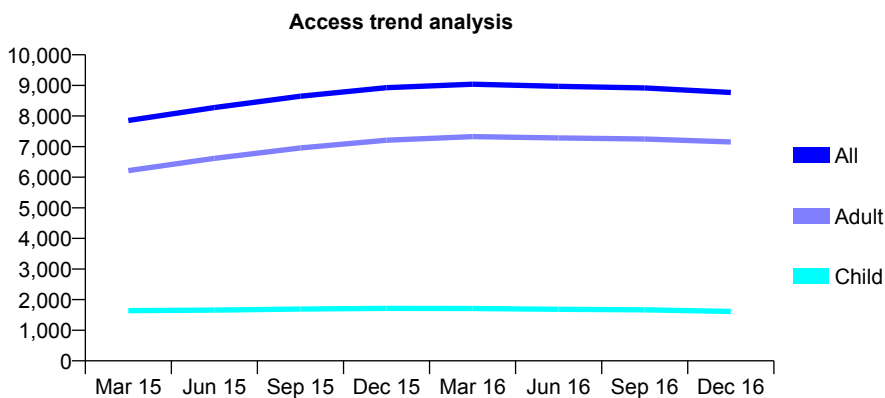
## Q50 - Vital Signs At a Glance Contract Report for 170690/0001 - December 2016

Name or company name	Church House Dental Practice
Contract type name	GDS Contract
Purpose of contract	General and Orthodontic
Contract start date	18/03/2014
Contract end date	

16/17 Contracted general activity (UDA)	26,382
Carry forward general activity (UDA)	0
16/17 Contracted orthodontic activity (UOA)	900
Carry forward orthodontic activity (UOA)	0
Baseline contract value	£884,446.55

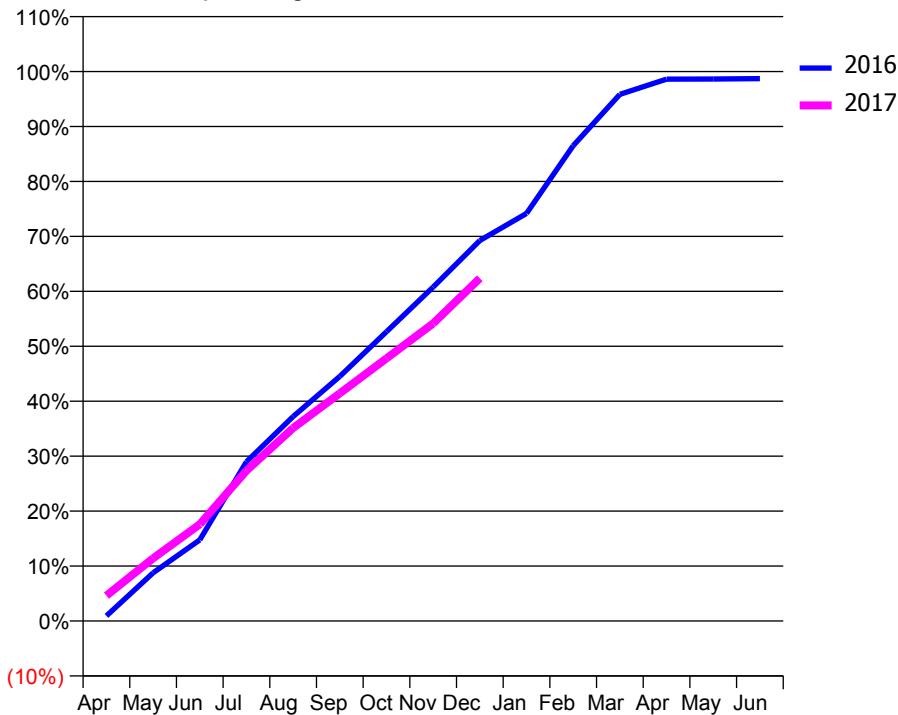
### ACCESS\*

Patients seen in 24 months	Total	Change since previous quarter
Quarter ending December 2015	8,927	
Quarter ending March 2016	9,039	→
Quarter ending June 2016	8,968	→
Quarter ending September 2016	8,917	→
Quarter ending December 2016	8,767	↓
<b>Variance since December 2015</b>	<b>(1.8%)</b>	<b>↓</b>



### ACTIVITY

Cumulative percentage of contracted UDA delivered 2016 & 2017



Month	Adjusted Scheduled Activity (UDA)	
	2016	2017
April	244	1,222
May	2,313	3,014
June	3,898	4,648
July	7,650	7,216
August	9,816	9,269
September	11,746	10,930
October	13,886	12,607
November	16,036	14,289
December	18,269	16,460
January	19,568	
February	22,822	
March	25,284	
April	26,017	
May	26,019	
June	26,044	

### QUALITY

	Quantity	Base Number	Contract	AT	Region	England
% of FP17s for the same patient ID Re-attending within 3 months - Children	173	1,802	9.6%	10.4%	13.4%	12.4%
% of FP17s for the same patient ID Re-attending within 3 months - Adults	822	6,424	12.8%	13.7%	17.3%	16.6%
% of FP17s for the same patient ID Re-attending between 3 & 9 months - Children	1,029	1,802	57.1%	62.8%	58.9%	57.5%
% of FP17s for the same patient ID Re-attending between 3 & 9 months - Adults	2,380	6,424	37.0%	54.7%	52.5%	50.4%
% of FP17s for Band 1 Urgent Courses	596	7,892	7.6%	7.3%	9.3%	9.1%
% of FP17s Relating to Free Repair or Replacements	100	7,892	1.3%	1.0%	1.0%	0.8%
% of FP17s Relating to Continuations	152	7,892	1.9%	1.3%	1.5%	1.3%
% of Patients satisfied with the dentistry they have received	10	12	83.3%	93.8%	93.1%	92.7%
% of Patients satisfied with the time they had to wait for an appointment	11	12	91.7%	90.6%	89.8%	88.8%

\* This is based on patients treated on this contract for their most recent course of treatment. Figures in italics indicate the base number of FP17s or Patient Questionnaire responses are less than 100. N/A is shown where the base number of responses is less than 10 during the period. % is calculated as Quantity/Base number\*100

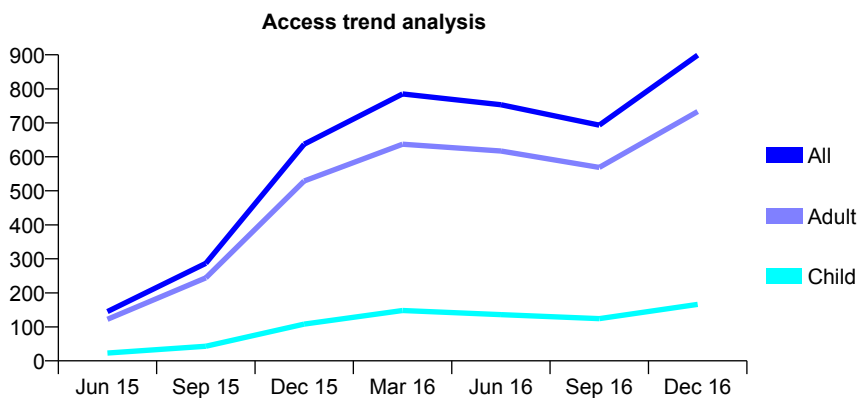
## Q50 - Vital Signs At a Glance Contract Report for 171344/0002 - December 2016

Name or company name	Ishak Practices Ltd
Contract type name	GDS Contract
Purpose of contract	General
Contract start date	06/05/2015
Contract end date	

16/17 Contracted general activity (UDA)	4,500
Carry forward general activity (UDA)	0
16/17 Contracted orthodontic activity (UOA)	0
Carry forward orthodontic activity (UOA)	0
Baseline contract value	£182,857.44

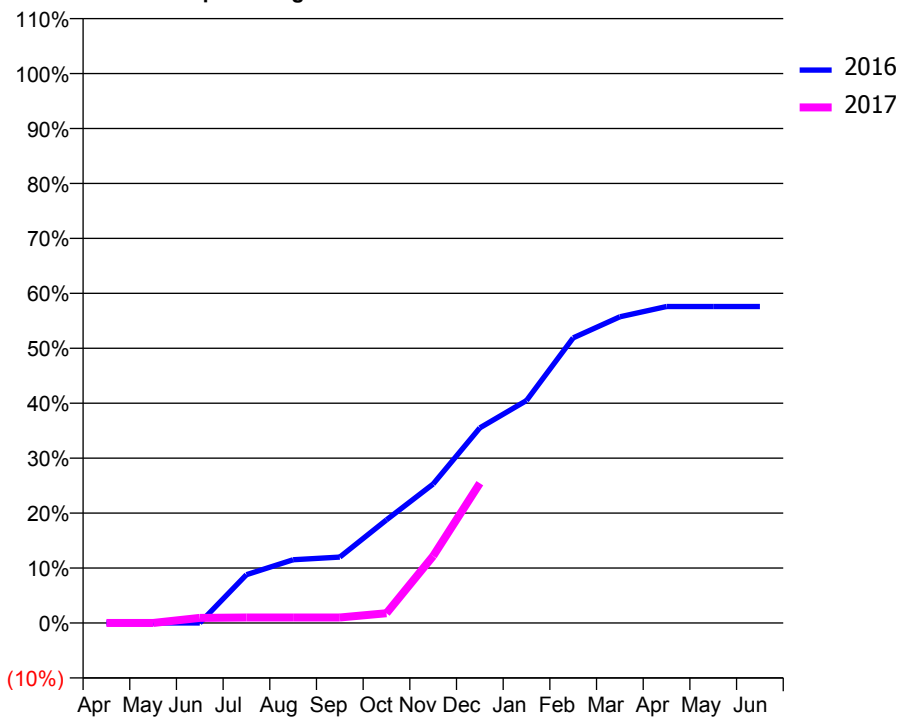
### ACCESS\*

Patients seen in 24 months	Total	Change since previous quarter
Quarter ending December 2015	637	
Quarter ending March 2016	785	↑
Quarter ending June 2016	753	↓
Quarter ending September 2016	693	↓
Quarter ending December 2016	899	↑
<b>Variance since December 2015</b>	<b>41.1%</b>	<b>↑</b>



### ACTIVITY

Cumulative percentage of contracted UDA delivered 2016 & 2017



Month	Adjusted Scheduled Activity (UDA)	
	2016	2017
April	0	0
May	0	0
June	0	42
July	380	45
August	497	45
September	519	45
October	811	80
November	1,093	549
December	1,534	1,145
January	1,749	
February	2,242	
March	2,407	
April	2,488	
May	2,488	
June	2,488	

### QUALITY

	Quantity	Base Number	Contract	AT	Region	England
% of FP17s for the same patient ID Re-attending within 3 months - Children	4	89	4.5%	10.4%	13.4%	12.4%
% of FP17s for the same patient ID Re-attending within 3 months - Adults	27	410	6.6%	13.7%	17.3%	16.6%
% of FP17s for the same patient ID Re-attending between 3 & 9 months - Children	16	89	18.0%	62.8%	58.9%	57.5%
% of FP17s for the same patient ID Re-attending between 3 & 9 months - Adults	77	410	18.8%	54.7%	52.5%	50.4%
% of FP17s for Band 1 Urgent Courses	49	451	10.9%	7.3%	9.3%	9.1%
% of FP17s Relating to Free Repair or Replacements	1	451	0.2%	1.0%	1.0%	0.8%
% of FP17s Relating to Continuations	5	451	1.1%	1.3%	1.5%	1.3%
% of Patients satisfied with the dentistry they have received	0	0	N/A	93.8%	93.1%	92.7%
% of Patients satisfied with the time they had to wait for an appointment	0	0	N/A	90.6%	89.8%	88.8%

\* This is based on patients treated on this contract for their most recent course of treatment. Figures in italics indicate the base number of FP17s or Patient Questionnaire responses are less than 100. N/A is shown where the base number of responses is less than 10 during the period. % is calculated as Quantity/Base number\*100

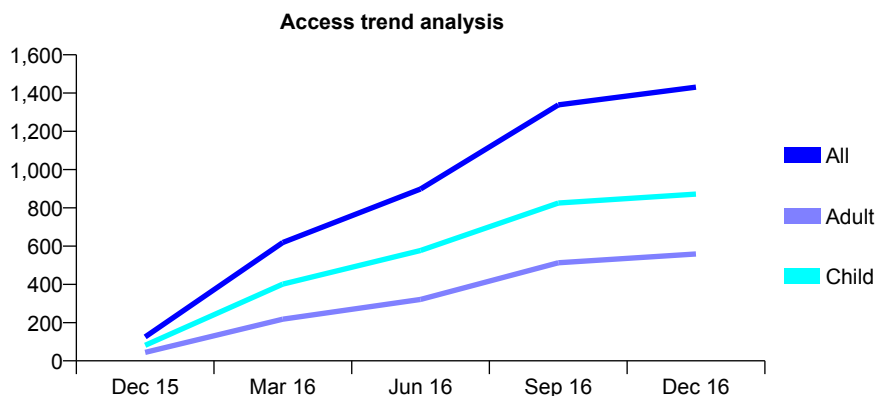
## Q50 - Vital Signs At a Glance Contract Report for 173320/0001 - December 2016

Name or company name	Malpas House Family Dental Practice
Contract type name	GDS Contract
Purpose of contract	General
Contract start date	01/12/2015
Contract end date	

16/17 Contracted general activity (UDA)	4,000
Carry forward general activity (UDA)	0
16/17 Contracted orthodontic activity (UOA)	0
Carry forward orthodontic activity (UOA)	0
Baseline contract value	£98,840.76

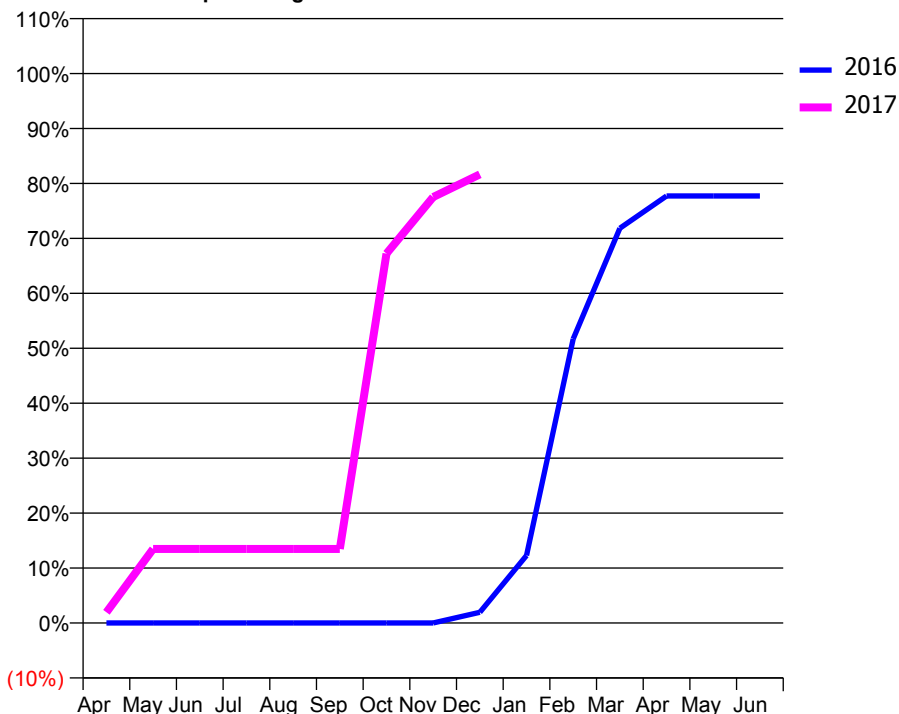
### ACCESS\*

Patients seen in 24 months	Total	Change since previous quarter
Quarter ending December 2015	125	
Quarter ending March 2016	619	↑
Quarter ending June 2016	898	↑
Quarter ending September 2016	1,338	↑
Quarter ending December 2016	1,431	↑
<b>Variance since December 2015</b>	<b>1044.8%</b>	<b>↑</b>



### ACTIVITY

Cumulative percentage of contracted UDA delivered 2016 & 2017



Month	Adjusted Scheduled Activity (UDA)	
	2016	2017
April	0	78
May	0	540
June	0	540
July	0	540
August	0	540
September	0	540
October	0	2,690
November	0	3,101
December	26	3,265
January	164	
February	689	
March	958	
April	1,036	
May	1,036	
June	1,036	

### QUALITY

	Quantity	Base Number	Contract	AT	Region	England
% of FP17s for the same patient ID Re-attending within 3 months - Children	87	1,197	7.3%	10.4%	13.4%	12.4%
% of FP17s for the same patient ID Re-attending within 3 months - Adults	159	741	21.5%	13.7%	17.3%	16.6%
% of FP17s for the same patient ID Re-attending between 3 & 9 months - Children	539	1,197	45.0%	62.8%	58.9%	57.5%
% of FP17s for the same patient ID Re-attending between 3 & 9 months - Adults	231	741	31.2%	54.7%	52.5%	50.4%
% of FP17s for Band 1 Urgent Courses	97	1,878	5.2%	7.3%	9.3%	9.1%
% of FP17s Relating to Free Repair or Replacements	4	1,878	0.2%	1.0%	1.0%	0.8%
% of FP17s Relating to Continuations	32	1,878	1.7%	1.3%	1.5%	1.3%
% of Patients satisfied with the dentistry they have received	9	10	90.0%	93.8%	93.1%	92.7%
% of Patients satisfied with the time they had to wait for an appointment	10	10	100.0%	90.6%	89.8%	88.8%

\* This is based on patients treated on this contract for their most recent course of treatment. Figures in italics indicate the base number of FP17s or Patient Questionnaire responses are less than 100. N/A is shown where the base number of responses is less than 10 during the period. % is calculated as Quantity/Base number\*100



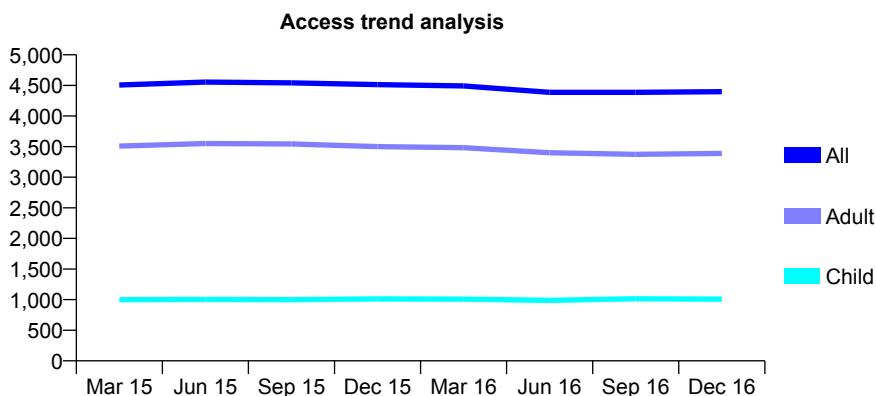
## Q50 - Vital Signs At a Glance Contract Report for 173592/0002 - December 2016

Name or company name	Pearl Smile Limited
Contract type name	GDS Contract
Purpose of contract	General
Contract start date	30/04/2010
Contract end date	

16/17 Contracted general activity (UDA)	12,576
Carry forward general activity (UDA)	0
16/17 Contracted orthodontic activity (UOA)	0
Carry forward orthodontic activity (UOA)	0
Baseline contract value	£393,723.74

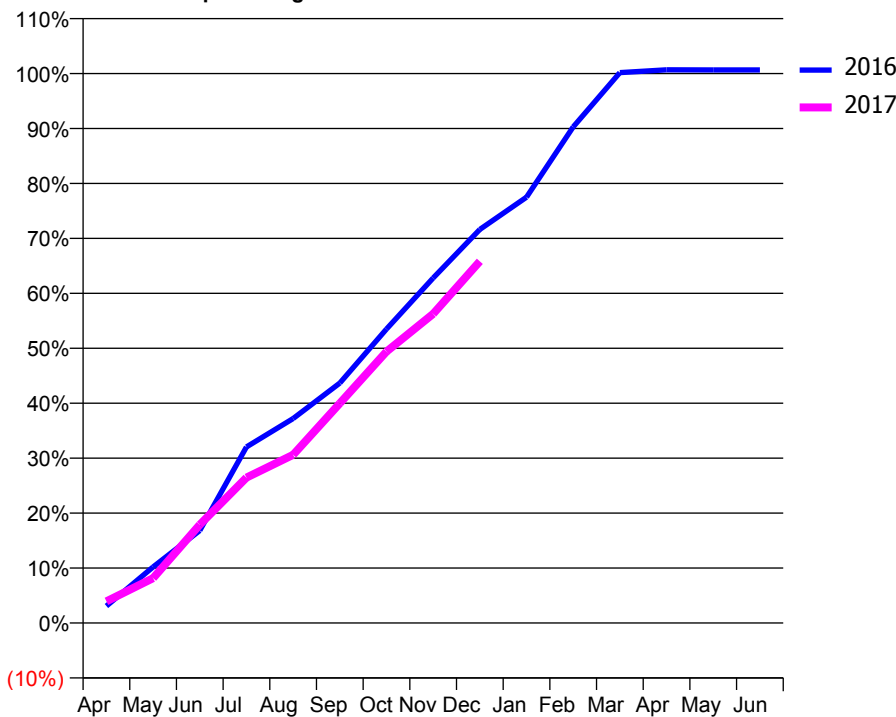
### ACCESS\*

Patients seen in 24 months	Total	Change since previous quarter
Quarter ending December 2015	4,514	
Quarter ending March 2016	4,491	→
Quarter ending June 2016	4,387	↓
Quarter ending September 2016	4,387	→
Quarter ending December 2016	4,397	→
<b>Variance since December 2015</b>	<b>(2.6%)</b>	<b>↓</b>



### ACTIVITY

Cumulative percentage of contracted UDA delivered 2016 & 2017



Month	Adjusted Scheduled Activity (UDA)	
	2016	2017
April	391	496
May	1,285	1,027
June	2,115	2,250
July	4,030	3,328
August	4,679	3,848
September	5,490	5,028
October	6,729	6,212
November	7,895	7,074
December	9,007	8,277
January	9,747	
February	11,354	
March	12,596	
April	12,659	
May	12,656	
June	12,657	

### QUALITY

	Quantity	Base Number	Contract	AT	Region	England
% of FP17s for the same patient ID Re-attending within 3 months - Children	41	1,056	3.9%	10.4%	13.4%	12.4%
% of FP17s for the same patient ID Re-attending within 3 months - Adults	295	3,332	8.9%	13.7%	17.3%	16.6%
% of FP17s for the same patient ID Re-attending between 3 & 9 months - Children	674	1,056	63.8%	62.8%	58.9%	57.5%
% of FP17s for the same patient ID Re-attending between 3 & 9 months - Adults	2,056	3,332	61.7%	54.7%	52.5%	50.4%
% of FP17s for Band 1 Urgent Courses	216	4,357	5.0%	7.3%	9.3%	9.1%
% of FP17s Relating to Free Repair or Replacements	48	4,357	1.1%	1.0%	1.0%	0.8%
% of FP17s Relating to Continuations	17	4,357	0.4%	1.3%	1.5%	1.3%
% of Patients satisfied with the dentistry they have received	4	5	N/A	93.8%	93.1%	92.7%
% of Patients satisfied with the time they had to wait for an appointment	4	5	N/A	90.6%	89.8%	88.8%

\* This is based on patients treated on this contract for their most recent course of treatment. Figures in italics indicate the base number of FP17s or Patient Questionnaire responses are less than 100. N/A is shown where the base number of responses is less than 10 during the period. % is calculated as Quantity/Base number\*100

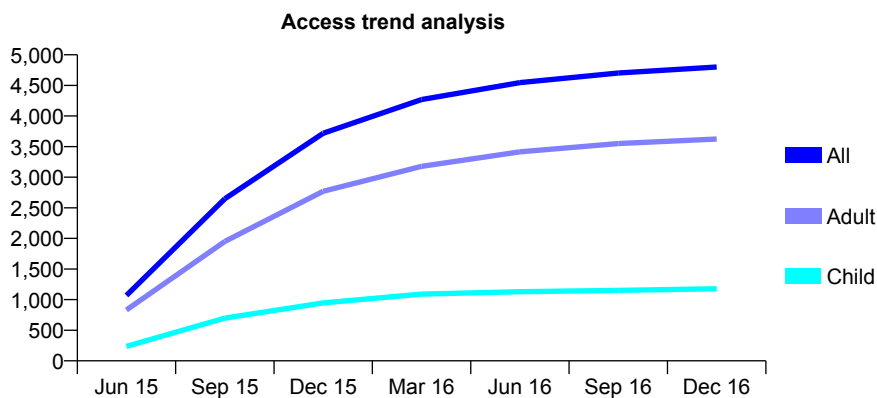
## Q50 - Vital Signs At a Glance Contract Report for 174777/0001 - December 2016

Name or company name	Perfect 32 Dentistry
Contract type name	GDS Contract
Purpose of contract	General
Contract start date	10/04/2015
Contract end date	

16/17 Contracted general activity (UDA)	12,300
Carry forward general activity (UDA)	0
16/17 Contracted orthodontic activity (UOA)	0
Carry forward orthodontic activity (UOA)	0
Baseline contract value	£353,399.02

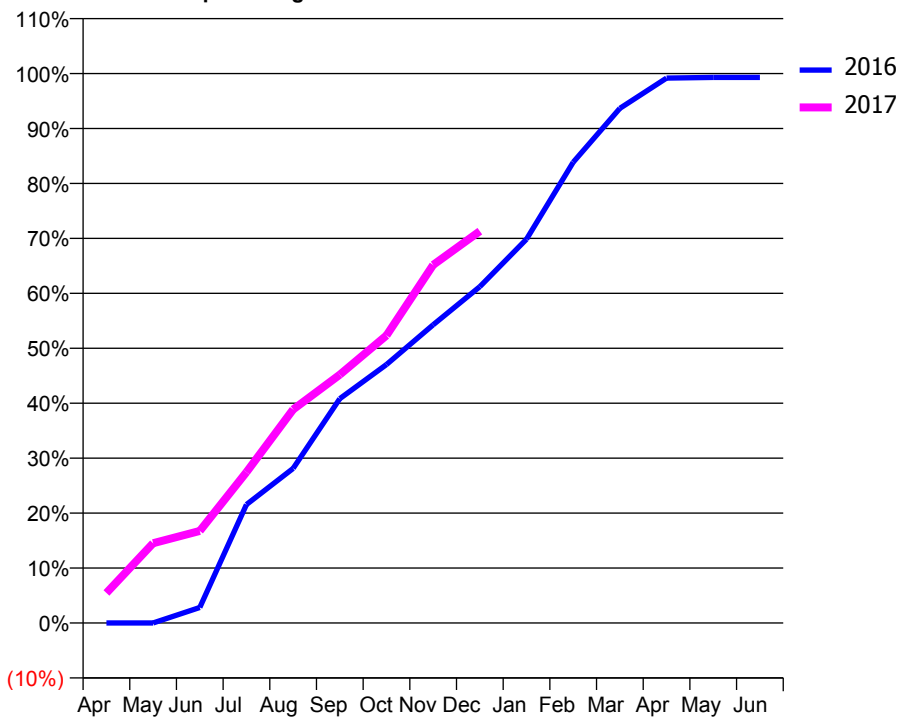
### ACCESS\*

Patients seen in 24 months	Total	Change since previous quarter
Quarter ending December 2015	3,718	
Quarter ending March 2016	4,268	↑
Quarter ending June 2016	4,545	↑
Quarter ending September 2016	4,702	↑
Quarter ending December 2016	4,801	↑
<b>Variance since December 2015</b>	<b>29.1%</b>	<b>↑</b>



### ACTIVITY

Cumulative percentage of contracted UDA delivered 2016 & 2017



Month	Adjusted Scheduled Activity (UDA)	
	2016	2017
April	0	674
May	0	1,785
June	338	2,062
July	2,585	3,379
August	3,375	4,781
September	4,897	5,559
October	5,643	6,438
November	6,510	8,016
December	7,342	8,771
January	8,377	
February	10,057	
March	11,233	
April	11,894	
May	11,906	
June	11,906	

### QUALITY

	Quantity	Base Number	Contract	AT	Region	England
% of FP17s for the same patient ID Re-attending within 3 months - Children	89	1,322	6.7%	10.4%	13.4%	12.4%
% of FP17s for the same patient ID Re-attending within 3 months - Adults	375	3,700	10.1%	13.7%	17.3%	16.6%
% of FP17s for the same patient ID Re-attending between 3 & 9 months - Children	832	1,322	62.9%	62.8%	58.9%	57.5%
% of FP17s for the same patient ID Re-attending between 3 & 9 months - Adults	2,294	3,700	62.0%	54.7%	52.5%	50.4%
% of FP17s for Band 1 Urgent Courses	366	4,584	8.0%	7.3%	9.3%	9.1%
% of FP17s Relating to Free Repair or Replacements	74	4,584	1.6%	1.0%	1.0%	0.8%
% of FP17s Relating to Continuations	23	4,584	0.5%	1.3%	1.5%	1.3%
% of Patients satisfied with the dentistry they have received	5	5	N/A	93.8%	93.1%	92.7%
% of Patients satisfied with the time they had to wait for an appointment	3	5	N/A	90.6%	89.8%	88.8%

\* This is based on patients treated on this contract for their most recent course of treatment. Figures in italics indicate the base number of FP17s or Patient Questionnaire responses are less than 100. N/A is shown where the base number of responses is less than 10 during the period. % is calculated as Quantity/Base number\*100

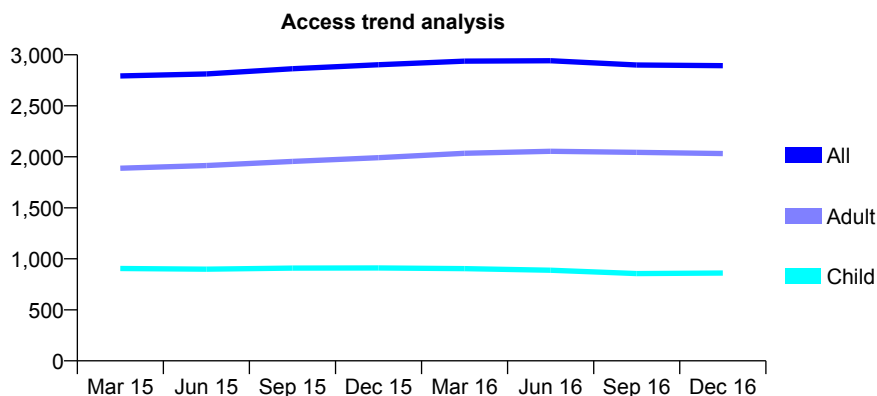
## Q50 - Vital Signs At a Glance Contract Report for 175838/0001 - December 2016

Name or company name	Mr R A FROST & Mr N J RANNS
Contract type name	GDS Contract
Purpose of contract	General
Contract start date	01/05/2012
Contract end date	

16/17 Contracted general activity (UDA)	7,505
Carry forward general activity (UDA)	0
16/17 Contracted orthodontic activity (UOA)	0
Carry forward orthodontic activity (UOA)	0
Baseline contract value	£210,067.94

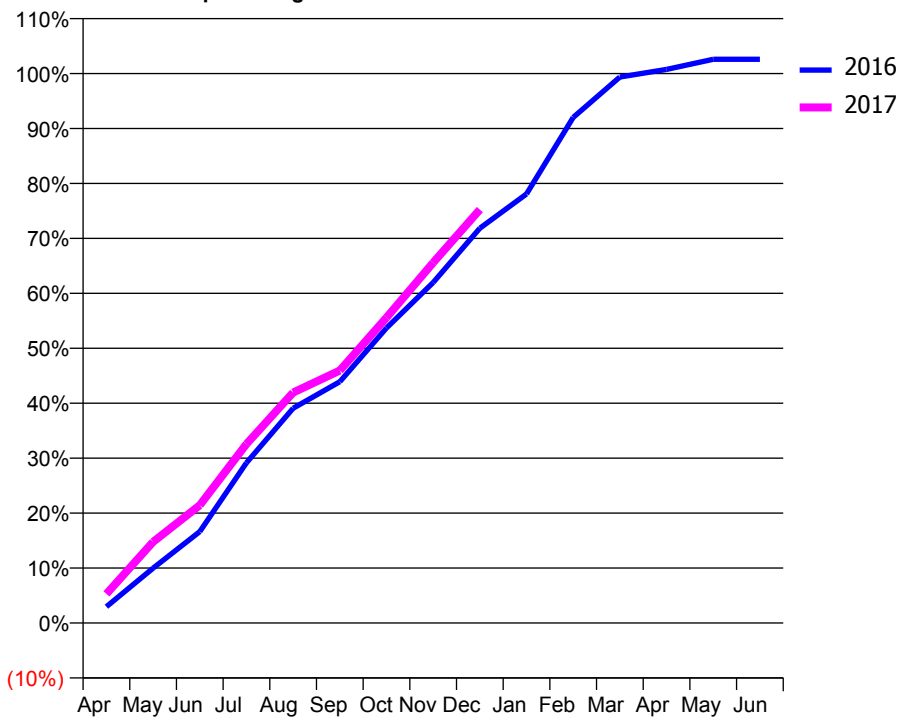
### ACCESS\*

Patients seen in 24 months	Total	Change since previous quarter
Quarter ending December 2015	2,902	
Quarter ending March 2016	2,938	→
Quarter ending June 2016	2,942	→
Quarter ending September 2016	2,900	↓
Quarter ending December 2016	2,893	→
<b>Variance since December 2015</b>	<b>(0.3%)</b>	<b>→</b>



### ACTIVITY

Cumulative percentage of contracted UDA delivered 2016 & 2017



Month	Adjusted Scheduled Activity (UDA)	
	2016	2017
April	223	398
May	749	1,108
June	1,248	1,608
July	2,188	2,445
August	2,933	3,148
September	3,295	3,448
October	4,029	4,171
November	4,651	4,922
December	5,392	5,647
January	5,861	
February	6,905	
March	7,456	
April	7,562	
May	7,699	
June	7,699	

### QUALITY

	Quantity	Base Number	Contract	AT	Region	England
% of FP17s for the same patient ID Re-attending within 3 months - Children	55	1,022	5.4%	10.4%	13.4%	12.4%
% of FP17s for the same patient ID Re-attending within 3 months - Adults	262	2,181	12.0%	13.7%	17.3%	16.6%
% of FP17s for the same patient ID Re-attending between 3 & 9 months - Children	660	1,022	64.6%	62.8%	58.9%	57.5%
% of FP17s for the same patient ID Re-attending between 3 & 9 months - Adults	1,278	2,181	58.6%	54.7%	52.5%	50.4%
% of FP17s for Band 1 Urgent Courses	203	3,040	6.7%	7.3%	9.3%	9.1%
% of FP17s Relating to Free Repair or Replacements	11	3,040	0.4%	1.0%	1.0%	0.8%
% of FP17s Relating to Continuations	18	3,040	0.6%	1.3%	1.5%	1.3%
% of Patients satisfied with the dentistry they have received	5	6	N/A	93.8%	93.1%	92.7%
% of Patients satisfied with the time they had to wait for an appointment	4	6	N/A	90.6%	89.8%	88.8%

\* This is based on patients treated on this contract for their most recent course of treatment. Figures in italics indicate the base number of FP17s or Patient Questionnaire responses are less than 100. N/A is shown where the base number of responses is less than 10 during the period. % is calculated as Quantity/Base number\*100

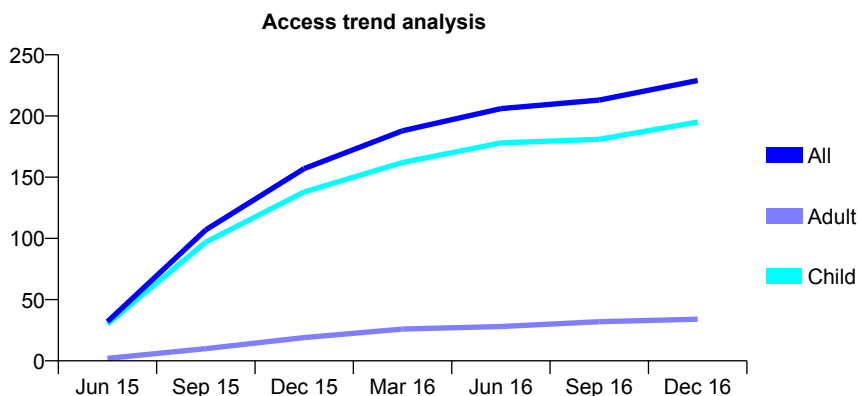
## Q50 - Vital Signs At a Glance Contract Report for 177032/0001 - December 2016

Name or company name	Orchard House Dental Care
Contract type name	GDS Contract
Purpose of contract	General and Orthodontic
Contract start date	01/04/2015
Contract end date	

16/17 Contracted general activity (UDA)	390
Carry forward general activity (UDA)	0
16/17 Contracted orthodontic activity (UOA)	134
Carry forward orthodontic activity (UOA)	0
Baseline contract value	£27,476.05

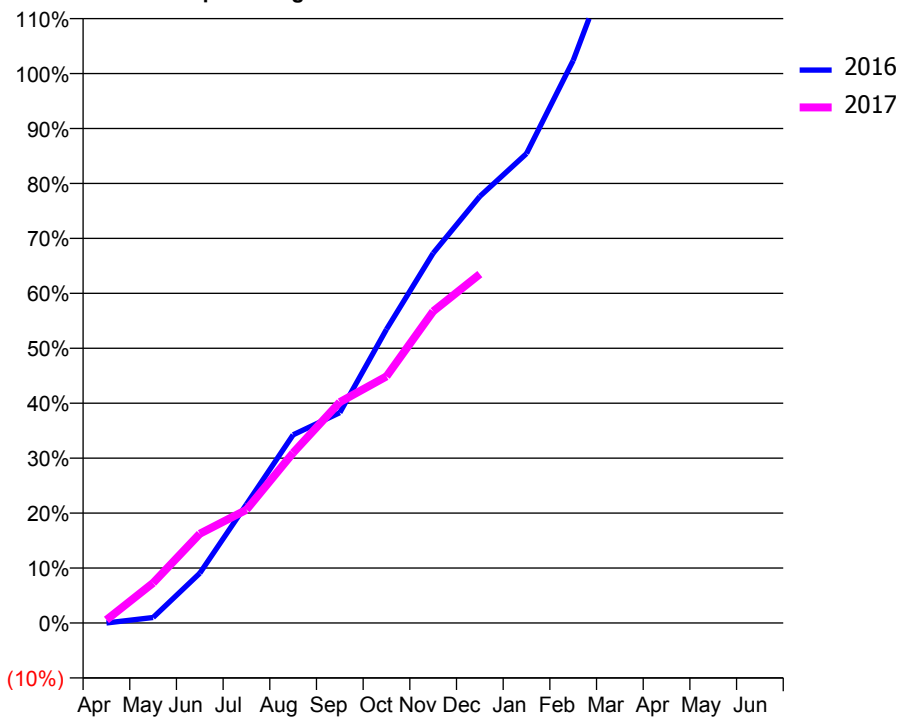
### ACCESS\*

Patients seen in 24 months	Total	Change since previous quarter
Quarter ending December 2015	157	
Quarter ending March 2016	188	↑
Quarter ending June 2016	206	↑
Quarter ending September 2016	213	↑
Quarter ending December 2016	229	↑
<b>Variance since December 2015</b>	<b>45.9%</b>	<b>↑</b>



### ACTIVITY

Cumulative percentage of contracted UDA delivered 2016 & 2017



Month	Adjusted Scheduled Activity (UDA)	
	2016	2017
April	0	2
May	4	28
June	36	63
July	86	80
August	136	121
September	152	157
October	212	175
November	267	221
December	308	248
January	339	
February	406	
March	495	
April	524	
May	527	
June	528	

### QUALITY

	Quantity	Base Number	Contract	AT	Region	England
% of FP17s for the same patient ID Re-attending within 3 months - Children	28	252	11.1%	10.4%	13.4%	12.4%
% of FP17s for the same patient ID Re-attending within 3 months - Adults	1	15	6.7%	13.7%	17.3%	16.6%
% of FP17s for the same patient ID Re-attending between 3 & 9 months - Children	128	252	50.8%	62.8%	58.9%	57.5%
% of FP17s for the same patient ID Re-attending between 3 & 9 months - Adults	9	15	60.0%	54.7%	52.5%	50.4%
% of FP17s for Band 1 Urgent Courses	8	172	4.7%	7.3%	9.3%	9.1%
% of FP17s Relating to Free Repair or Replacements	0	172	0.0%	1.0%	1.0%	0.8%
% of FP17s Relating to Continuations	0	172	0.0%	1.3%	1.5%	1.3%
% of Patients satisfied with the dentistry they have received	0	0	N/A	93.8%	93.1%	92.7%
% of Patients satisfied with the time they had to wait for an appointment	0	0	N/A	90.6%	89.8%	88.8%

\* This is based on patients treated on this contract for their most recent course of treatment. Figures in italics indicate the base number of FP17s or Patient Questionnaire responses are less than 100. N/A is shown where the base number of responses is less than 10 during the period. % is calculated as Quantity/Base number\*100

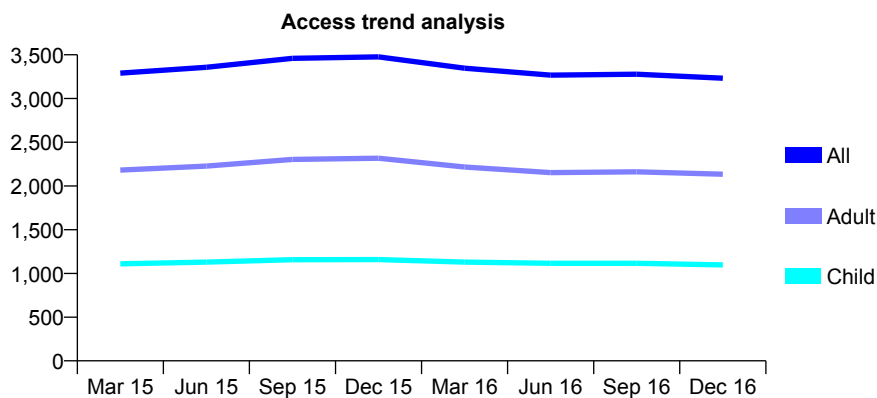
## Q50 - Vital Signs At a Glance Contract Report for 177717/0001 - December 2016

Name or company name	Smile Lincs Ltd
Contract type name	GDS Contract
Purpose of contract	General
Contract start date	01/07/2007
Contract end date	

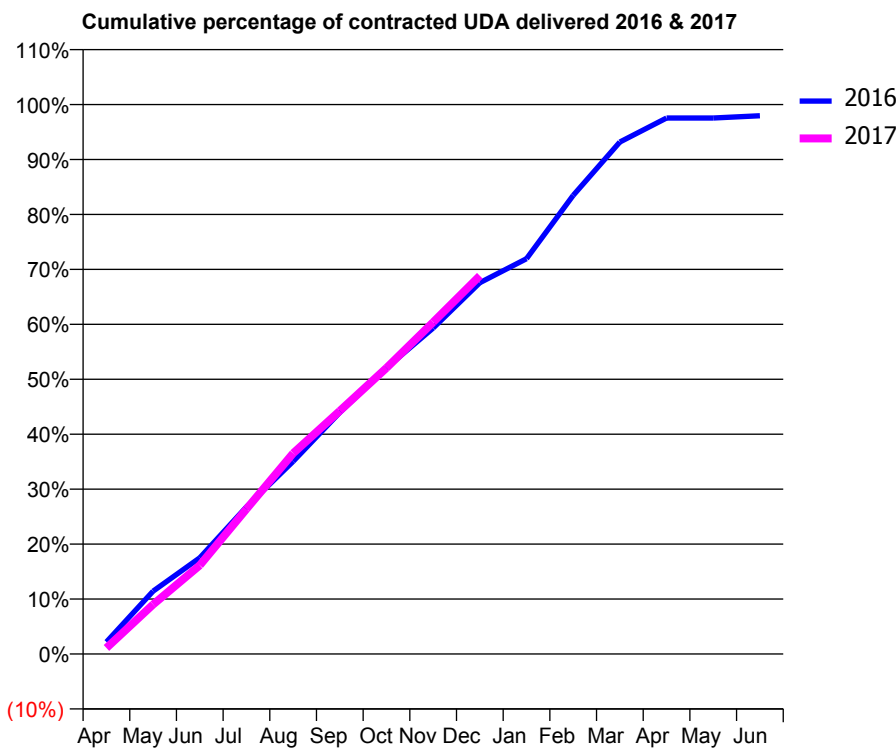
16/17 Contracted general activity (UDA)	9,473
Carry forward general activity (UDA)	0
16/17 Contracted orthodontic activity (UOA)	0
Carry forward orthodontic activity (UOA)	0
Baseline contract value	£231,878.73

### ACCESS\*

Patients seen in 24 months	Total	Change since previous quarter
Quarter ending December 2015	3,476	
Quarter ending March 2016	3,346	↓
Quarter ending June 2016	3,267	↓
Quarter ending September 2016	3,278	→
Quarter ending December 2016	3,233	↓
<b>Variance since December 2015</b>	<b>(7.0%)</b>	<b>↓</b>



### ACTIVITY



Month	Adjusted Scheduled Activity (UDA)	
	2016	2017
April	209	105
May	1,083	854
June	1,658	1,530
July	2,538	2,500
August	3,320	3,461
September	4,165	4,191
October	4,935	4,933
November	5,619	5,720
December	6,402	6,521
January	6,815	
February	7,906	
March	8,826	
April	9,239	
May	9,239	
June	9,280	

### QUALITY

	Quantity	Base Number	Contract	AT	Region	England
% of FP17s for the same patient ID Re-attending within 3 months - Children	140	1,142	12.3%	10.4%	13.4%	12.4%
% of FP17s for the same patient ID Re-attending within 3 months - Adults	298	1,817	16.4%	13.7%	17.3%	16.6%
% of FP17s for the same patient ID Re-attending between 3 & 9 months - Children	606	1,142	53.1%	62.8%	58.9%	57.5%
% of FP17s for the same patient ID Re-attending between 3 & 9 months - Adults	789	1,817	43.4%	54.7%	52.5%	50.4%
% of FP17s for Band 1 Urgent Courses	240	2,829	8.5%	7.3%	9.3%	9.1%
% of FP17s Relating to Free Repair or Replacements	23	2,829	0.8%	1.0%	1.0%	0.8%
% of FP17s Relating to Continuations	78	2,829	2.8%	1.3%	1.5%	1.3%
% of Patients satisfied with the dentistry they have received	6	7	N/A	93.8%	93.1%	92.7%
% of Patients satisfied with the time they had to wait for an appointment	6	7	N/A	90.6%	89.8%	88.8%

\* This is based on patients treated on this contract for their most recent course of treatment. Figures in italics indicate the base number of FP17s or Patient Questionnaire responses are less than 100. N/A is shown where the base number of responses is less than 10 during the period. % is calculated as Quantity/Base number\*100

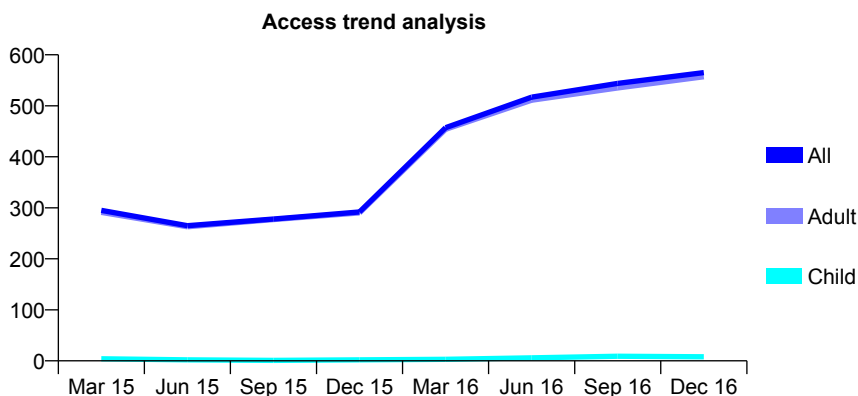
## Q50 - Vital Signs At a Glance Contract Report for 177717/0002 - December 2016

Name or company name	Smile Lincs Ltd
Contract type name	PDS Contract
Purpose of contract	General
Contract start date	01/01/2011
Contract end date	

16/17 Contracted general activity (UDA)	1,632
Carry forward general activity (UDA)	0
16/17 Contracted orthodontic activity (UOA)	0
Carry forward orthodontic activity (UOA)	0
Baseline contract value	£164,753.37

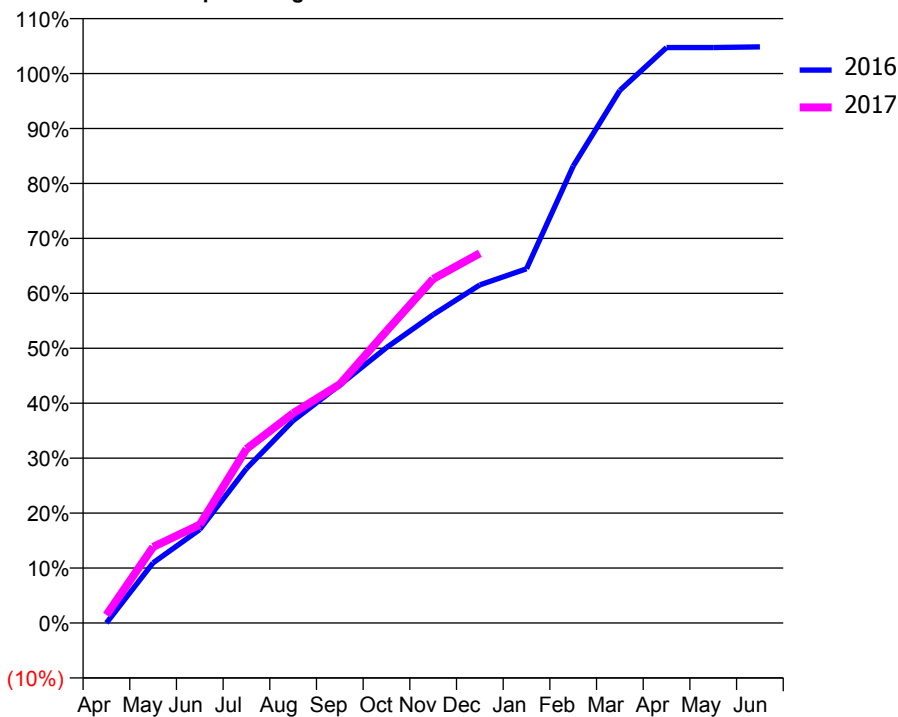
### ACCESS\*

Patients seen in 24 months	Total	Change since previous quarter
Quarter ending December 2015	292	
Quarter ending March 2016	457	↑
Quarter ending June 2016	517	↑
Quarter ending September 2016	544	↑
Quarter ending December 2016	565	↑
<b>Variance since December 2015</b>	<b>93.5%</b>	<b>↑</b>



### ACTIVITY

Cumulative percentage of contracted UDA delivered 2016 & 2017



Month	Adjusted Scheduled Activity (UDA)	
	2016	2017
April	0	24
May	179	226
June	278	292
July	459	517
August	601	623
September	707	709
October	818	867
November	916	1,022
December	1,004	1,098
January	1,052	
February	1,357	
March	1,582	
April	1,709	
May	1,709	
June	1,711	

### QUALITY

	Quantity	Base Number	Contract	AT	Region	England
% of FP17s for the same patient ID Re-attending within 3 months - Children	1	11	9.1%	10.4%	13.4%	12.4%
% of FP17s for the same patient ID Re-attending within 3 months - Adults	10	482	2.1%	13.7%	17.3%	16.6%
% of FP17s for the same patient ID Re-attending between 3 & 9 months - Children	0	11	0.0%	62.8%	58.9%	57.5%
% of FP17s for the same patient ID Re-attending between 3 & 9 months - Adults	7	482	1.5%	54.7%	52.5%	50.4%
% of FP17s for Band 1 Urgent Courses	0	438	0.0%	7.3%	9.3%	9.1%
% of FP17s Relating to Free Repair or Replacements	0	438	0.0%	1.0%	1.0%	0.8%
% of FP17s Relating to Continuations	0	438	0.0%	1.3%	1.5%	1.3%
% of Patients satisfied with the dentistry they have received	1	1	N/A	93.8%	93.1%	92.7%
% of Patients satisfied with the time they had to wait for an appointment	0	1	N/A	90.6%	89.8%	88.8%

\* This is based on patients treated on this contract for their most recent course of treatment. Figures in italics indicate the base number of FP17s or Patient Questionnaire responses are less than 100. N/A is shown where the base number of responses is less than 10 during the period. % is calculated as Quantity/Base number\*100

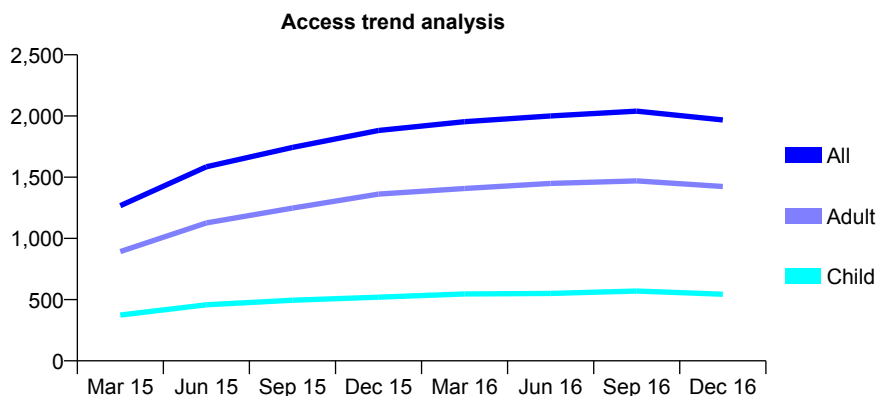
## Q50 - Vital Signs At a Glance Contract Report for 178691/0001 - December 2016

Name or company name	The Regent Street Dental Practice
Contract type name	GDS Contract
Purpose of contract	General and Orthodontic
Contract start date	01/10/2014
Contract end date	

16/17 Contracted general activity (UDA)	5,508
Carry forward general activity (UDA)	0
16/17 Contracted orthodontic activity (UOA)	221
Carry forward orthodontic activity (UOA)	0
Baseline contract value	£160,946.79

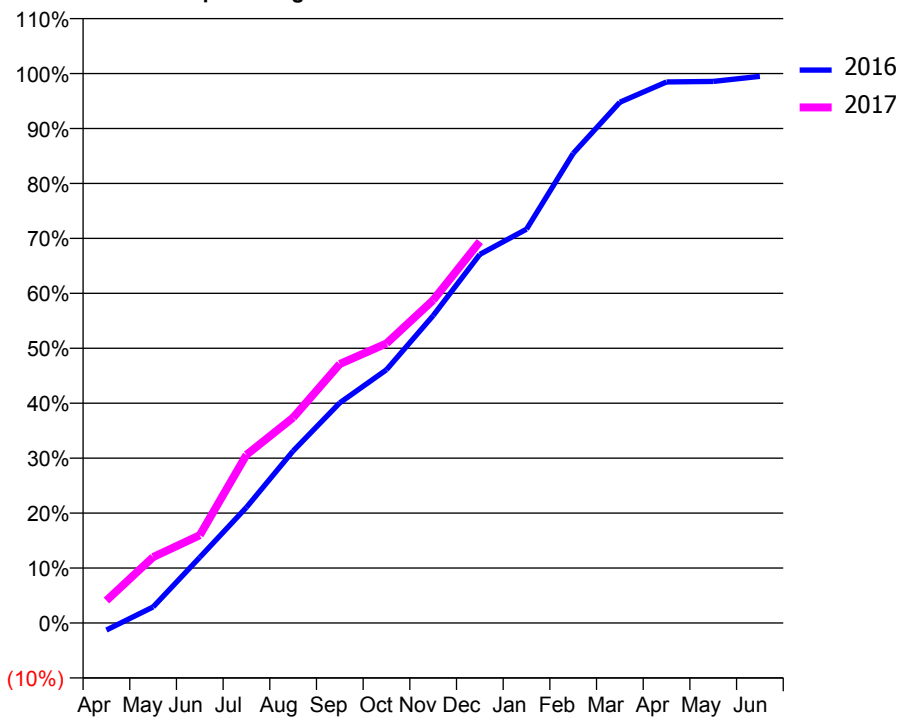
### ACCESS\*

Patients seen in 24 months	Total	Change since previous quarter
Quarter ending December 2015	1,882	
Quarter ending March 2016	1,954	↑
Quarter ending June 2016	2,000	↑
Quarter ending September 2016	2,040	↑
Quarter ending December 2016	1,968	↓
<b>Variance since December 2015</b>	<b>4.6%</b>	<b>↑</b>



### ACTIVITY

Cumulative percentage of contracted UDA delivered 2016 & 2017



Month	Adjusted Scheduled Activity (UDA)	
	2016	2017
April	-64	226
May	144	661
June	593	881
July	1,044	1,686
August	1,553	2,059
September	1,987	2,596
October	2,285	2,803
November	2,774	3,236
December	3,326	3,824
January	3,553	
February	4,237	
March	4,699	
April	4,881	
May	4,887	
June	4,932	

### QUALITY

	Quantity	Base Number	Contract	AT	Region	England
% of FP17s for the same patient ID Re-attending within 3 months - Children	46	665	6.9%	10.4%	13.4%	12.4%
% of FP17s for the same patient ID Re-attending within 3 months - Adults	343	1,804	19.0%	13.7%	17.3%	16.6%
% of FP17s for the same patient ID Re-attending between 3 & 9 months - Children	478	665	71.9%	62.8%	58.9%	57.5%
% of FP17s for the same patient ID Re-attending between 3 & 9 months - Adults	1,180	1,804	65.4%	54.7%	52.5%	50.4%
% of FP17s for Band 1 Urgent Courses	122	2,291	5.3%	7.3%	9.3%	9.1%
% of FP17s Relating to Free Repair or Replacements	49	2,291	2.1%	1.0%	1.0%	0.8%
% of FP17s Relating to Continuations	11	2,291	0.5%	1.3%	1.5%	1.3%
% of Patients satisfied with the dentistry they have received	2	2	N/A	93.8%	93.1%	92.7%
% of Patients satisfied with the time they had to wait for an appointment	2	2	N/A	90.6%	89.8%	88.8%

\* This is based on patients treated on this contract for their most recent course of treatment. Figures in italics indicate the base number of FP17s or Patient Questionnaire responses are less than 100. N/A is shown where the base number of responses is less than 10 during the period. % is calculated as Quantity/Base number\*100



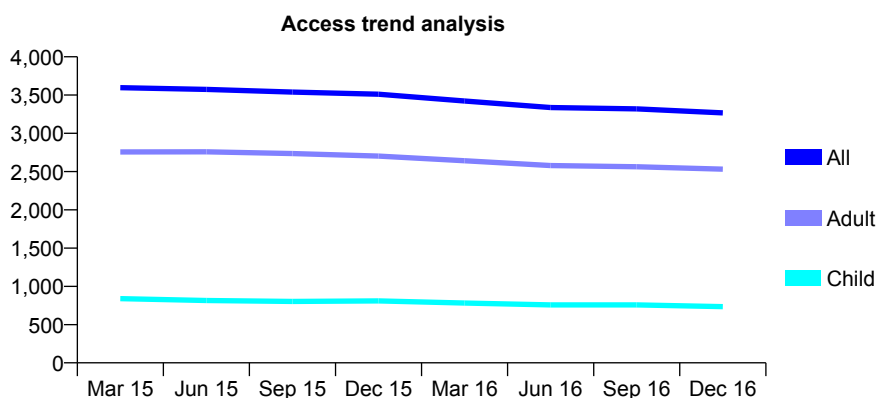
## Q50 - Vital Signs At a Glance Contract Report for 178780/0001 - December 2016

Name or company name	Scarborough Dental Care Limited
Contract type name	GDS Contract
Purpose of contract	General
Contract start date	01/09/2008
Contract end date	

16/17 Contracted general activity (UDA)	8,780
Carry forward general activity (UDA)	0
16/17 Contracted orthodontic activity (UOA)	0
Carry forward orthodontic activity (UOA)	0
Baseline contract value	£255,432.16

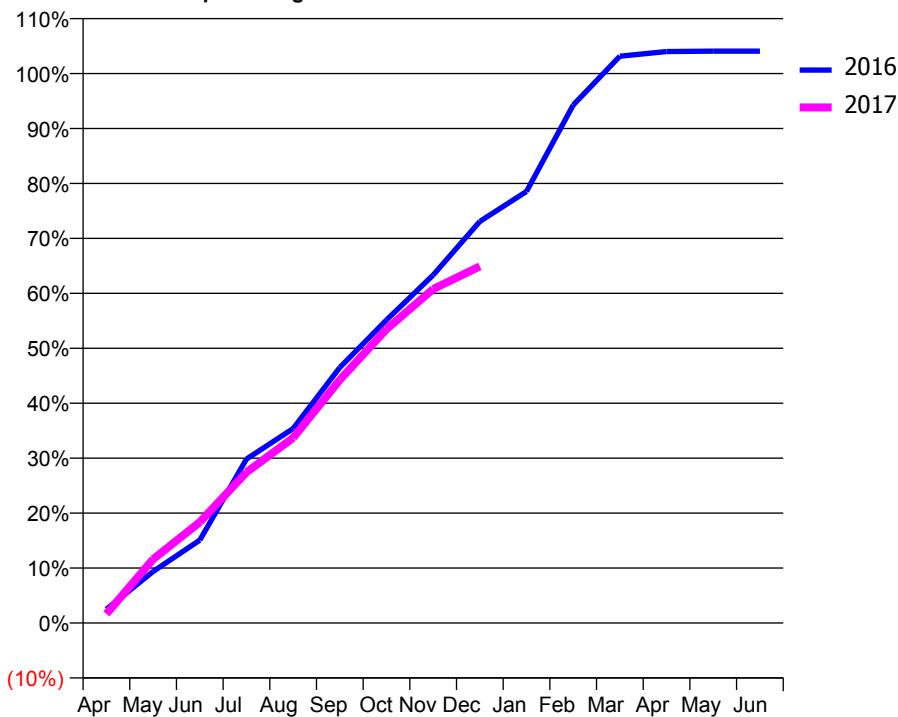
### ACCESS\*

Patients seen in 24 months	Total	Change since previous quarter
Quarter ending December 2015	3,511	
Quarter ending March 2016	3,423	↓
Quarter ending June 2016	3,336	↓
Quarter ending September 2016	3,320	→
Quarter ending December 2016	3,267	↓
<b>Variance since December 2015</b>	<b>(6.9%)</b>	<b>↓</b>



### ACTIVITY

Cumulative percentage of contracted UDA delivered 2016 & 2017



Month	Adjusted Scheduled Activity (UDA)	
	2016	2017
April	220	146
May	823	1,020
June	1,324	1,611
July	2,620	2,409
August	3,108	2,959
September	4,084	3,886
October	4,843	4,695
November	5,560	5,337
December	6,416	5,699
January	6,896	
February	8,277	
March	9,057	
April	9,131	
May	9,138	
June	9,138	

### QUALITY

	Quantity	Base Number	Contract	AT	Region	England
% of FP17s for the same patient ID Re-attending within 3 months - Children	82	832	9.9%	10.4%	13.4%	12.4%
% of FP17s for the same patient ID Re-attending within 3 months - Adults	597	2,936	20.3%	13.7%	17.3%	16.6%
% of FP17s for the same patient ID Re-attending between 3 & 9 months - Children	548	832	65.9%	62.8%	58.9%	57.5%
% of FP17s for the same patient ID Re-attending between 3 & 9 months - Adults	1,669	2,936	56.8%	54.7%	52.5%	50.4%
% of FP17s for Band 1 Urgent Courses	408	3,314	12.3%	7.3%	9.3%	9.1%
% of FP17s Relating to Free Repair or Replacements	43	3,314	1.3%	1.0%	1.0%	0.8%
% of FP17s Relating to Continuations	85	3,314	2.6%	1.3%	1.5%	1.3%
% of Patients satisfied with the dentistry they have received	3	3	N/A	93.8%	93.1%	92.7%
% of Patients satisfied with the time they had to wait for an appointment	3	3	N/A	90.6%	89.8%	88.8%

\* This is based on patients treated on this contract for their most recent course of treatment. Figures in italics indicate the base number of FP17s or Patient Questionnaire responses are less than 100. N/A is shown where the base number of responses is less than 10 during the period. % is calculated as Quantity/Base number\*100

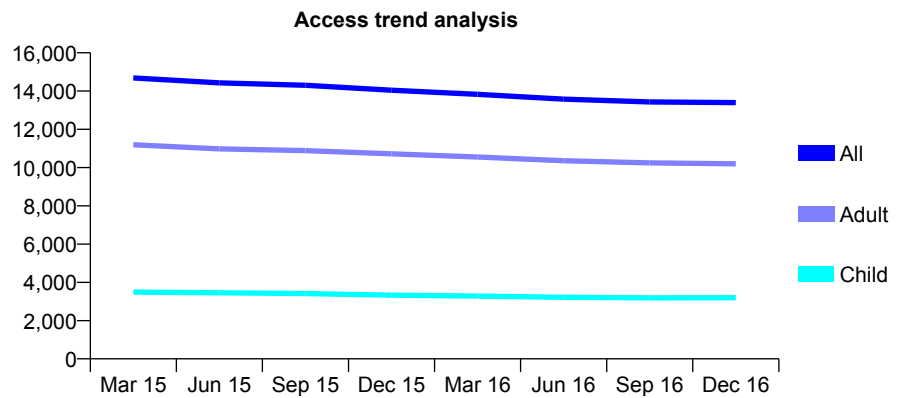
## Q50 - Vital Signs At a Glance Contract Report for 179582/0001 - December 2016

Name or company name	Abbey Dental Care
Contract type name	GDS Contract
Purpose of contract	General
Contract start date	01/02/2012
Contract end date	

16/17 Contracted general activity (UDA)	40,900
Carry forward general activity (UDA)	0
16/17 Contracted orthodontic activity (UOA)	0
Carry forward orthodontic activity (UOA)	0
Baseline contract value	£1,189,417.71

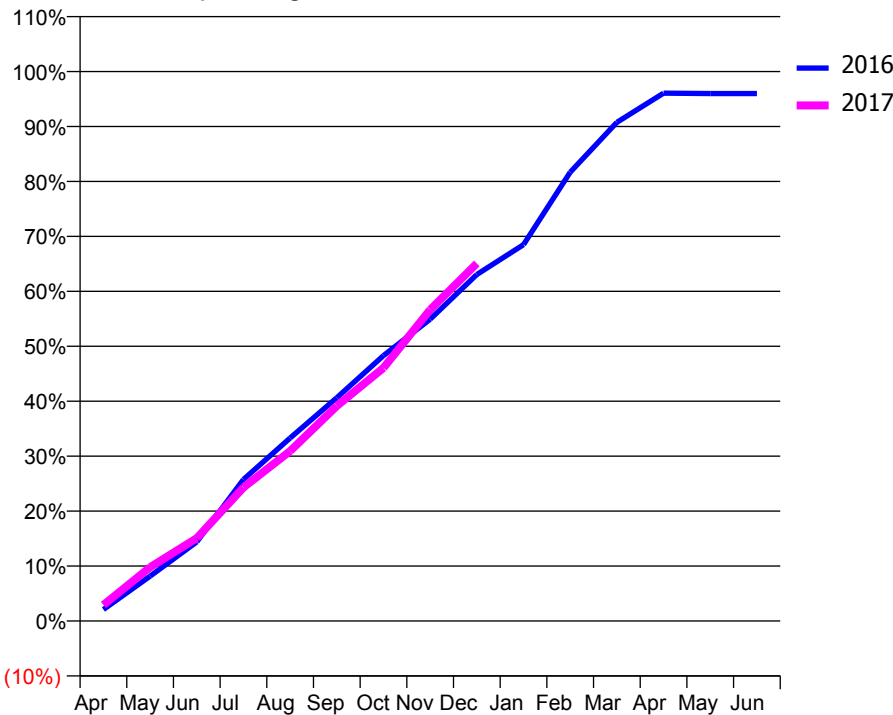
### ACCESS\*

Patients seen in 24 months	Total	Change since previous quarter
Quarter ending December 2015	14,043	
Quarter ending March 2016	13,830	↓
Quarter ending June 2016	13,576	↓
Quarter ending September 2016	13,433	↓
Quarter ending December 2016	13,396	→
<b>Variance since December 2015</b>	<b>(4.6%)</b>	<b>↓</b>



### ACTIVITY

Cumulative percentage of contracted UDA delivered 2016 & 2017



Month	Adjusted Scheduled Activity (UDA)	
	2016	2017
April	861	1,197
May	3,340	4,007
June	5,887	6,170
July	10,539	9,938
August	13,624	12,654
September	16,620	16,001
October	19,758	18,847
November	22,465	23,174
December	25,786	26,618
January	28,015	
February	33,401	
March	37,119	
April	39,287	
May	39,261	
June	39,258	

### QUALITY

	Quantity	Base Number	Contract	AT	Region	England
% of FP17s for the same patient ID Re-attending within 3 months - Children	422	4,057	10.4%	10.4%	13.4%	12.4%
% of FP17s for the same patient ID Re-attending within 3 months - Adults	2,241	12,099	18.5%	13.7%	17.3%	16.6%
% of FP17s for the same patient ID Re-attending between 3 & 9 months - Children	2,727	4,057	67.2%	62.8%	58.9%	57.5%
% of FP17s for the same patient ID Re-attending between 3 & 9 months - Adults	7,401	12,099	61.2%	54.7%	52.5%	50.4%
% of FP17s for Band 1 Urgent Courses	1,180	15,247	7.7%	7.3%	9.3%	9.1%
% of FP17s Relating to Free Repair or Replacements	192	15,247	1.3%	1.0%	1.0%	0.8%
% of FP17s Relating to Continuations	129	15,247	0.8%	1.3%	1.5%	1.3%
% of Patients satisfied with the dentistry they have received	24	26	92.3%	93.8%	93.1%	92.7%
% of Patients satisfied with the time they had to wait for an appointment	23	26	88.5%	90.6%	89.8%	88.8%

\* This is based on patients treated on this contract for their most recent course of treatment. Figures in italics indicate the base number of FP17s or Patient Questionnaire responses are less than 100. N/A is shown where the base number of responses is less than 10 during the period. % is calculated as Quantity/Base number\*100

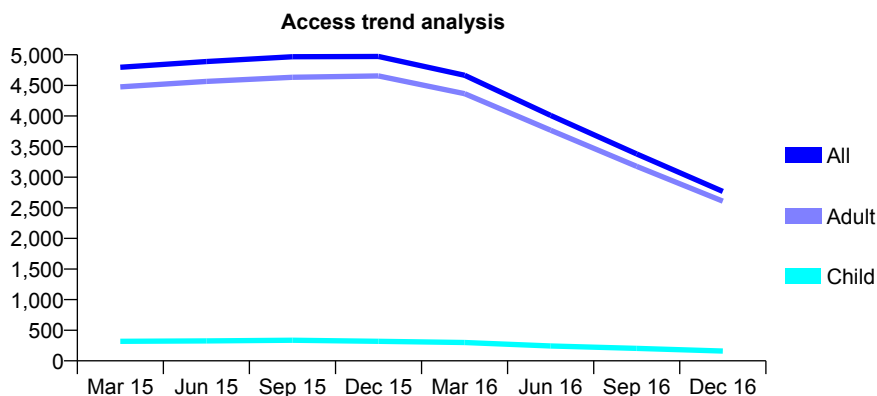
## Q50 - Vital Signs At a Glance Contract Report for 180785/0001 - December 2016

Name or company name	Emergency Dental Services Limited
Contract type name	PDS Contract
Purpose of contract	General
Contract start date	02/08/2011
Contract end date	

16/17 Contracted general activity (UDA)	5,000
Carry forward general activity (UDA)	0
16/17 Contracted orthodontic activity (UOA)	0
Carry forward orthodontic activity (UOA)	0
Baseline contract value	£357,189.25

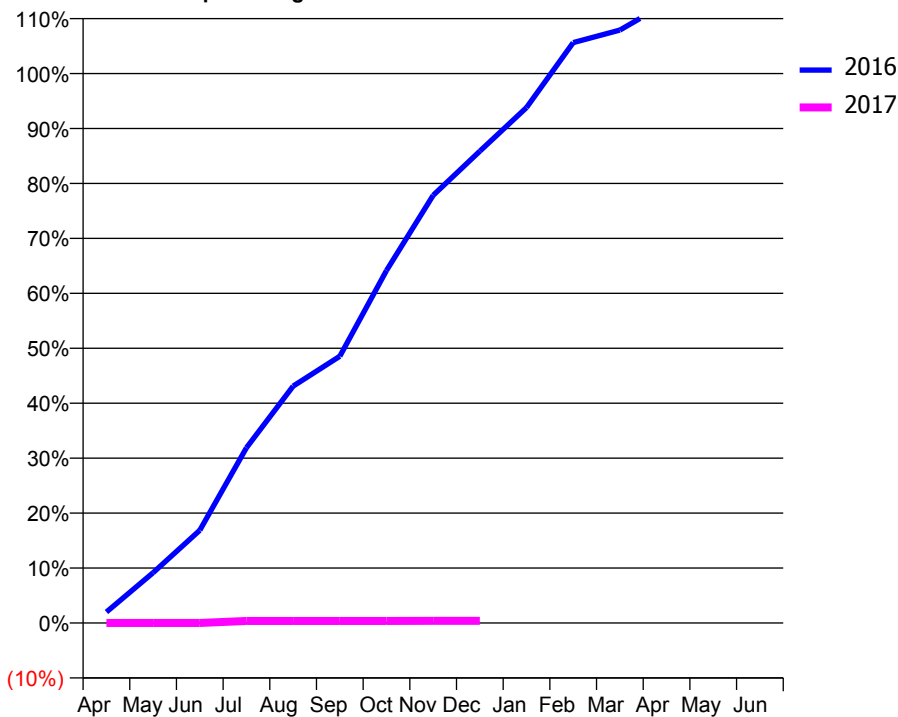
### ACCESS\*

Patients seen in 24 months	Total	Change since previous quarter
Quarter ending December 2015	4,973	
Quarter ending March 2016	4,666	↓
Quarter ending June 2016	4,010	↓
Quarter ending September 2016	3,380	↓
Quarter ending December 2016	2,769	↓
<b>Variance since December 2015</b>	<b>(44.3%)</b>	<b>↓</b>



### ACTIVITY

Cumulative percentage of contracted UDA delivered 2016 & 2017



Month	Adjusted Scheduled Activity (UDA)	
	2016	2017
April	100	0
May	458	0
June	844	0
July	1,595	19
August	2,155	19
September	2,428	19
October	3,208	19
November	3,892	20
December	4,294	20
January	4,690	
February	5,281	
March	5,395	
April	5,639	
May	5,639	
June	5,639	

### QUALITY

	Quantity	Base Number	Contract	AT	Region	England
% of FP17s for the same patient ID Re-attending within 3 months - Children	4	22	18.2%	10.4%	13.4%	12.4%
% of FP17s for the same patient ID Re-attending within 3 months - Adults	28	200	14.0%	13.7%	17.3%	16.6%
% of FP17s for the same patient ID Re-attending between 3 & 9 months - Children	0	22	0.0%	62.8%	58.9%	57.5%
% of FP17s for the same patient ID Re-attending between 3 & 9 months - Adults	13	200	6.5%	54.7%	52.5%	50.4%
% of FP17s for Band 1 Urgent Courses	16	17	94.1%	7.3%	9.3%	9.1%
% of FP17s Relating to Free Repair or Replacements	0	17	0.0%	1.0%	1.0%	0.8%
% of FP17s Relating to Continuations	0	17	0.0%	1.3%	1.5%	1.3%
% of Patients satisfied with the dentistry they have received	0	0	N/A	93.8%	93.1%	92.7%
% of Patients satisfied with the time they had to wait for an appointment	0	0	N/A	90.6%	89.8%	88.8%

\* This is based on patients treated on this contract for their most recent course of treatment. Figures in italics indicate the base number of FP17s or Patient Questionnaire responses are less than 100. N/A is shown where the base number of responses is less than 10 during the period. % is calculated as Quantity/Base number\*100

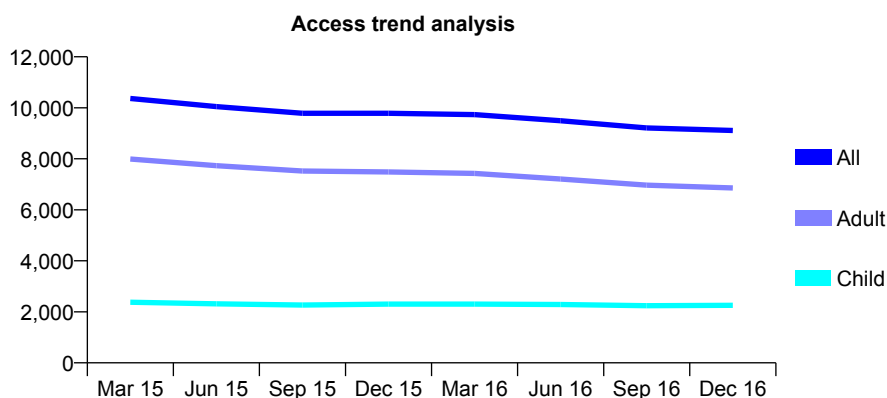
## Q50 - Vital Signs At a Glance Contract Report for 180904/0003 - December 2016

Name or company name	Perfect Smile Clinic (UK) ltd
Contract type name	GDS Contract
Purpose of contract	General
Contract start date	25/06/2012
Contract end date	

16/17 Contracted general activity (UDA)	32,500
Carry forward general activity (UDA)	0
16/17 Contracted orthodontic activity (UOA)	0
Carry forward orthodontic activity (UOA)	0
Baseline contract value	£824,956.00

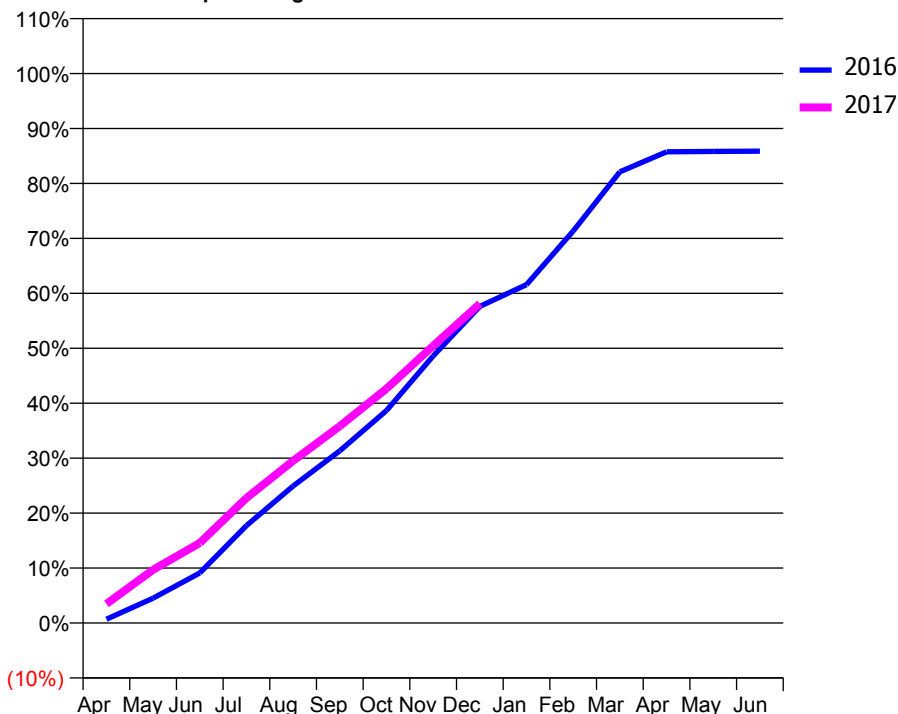
### ACCESS\*

Patients seen in 24 months	Total	Change since previous quarter
Quarter ending December 2015	9,784	
Quarter ending March 2016	9,733	→
Quarter ending June 2016	9,492	↓
Quarter ending September 2016	9,208	↓
Quarter ending December 2016	9,111	↓
<b>Variance since December 2015</b>	<b>(6.9%)</b>	<b>↓</b>



### ACTIVITY

Cumulative percentage of contracted UDA delivered 2016 & 2017



Adjusted Scheduled Activity (UDA)

Month	2016	2017
April	223	1,130
May	1,469	3,152
June	2,963	4,733
July	5,765	7,396
August	8,107	9,598
September	10,187	11,648
October	12,568	13,858
November	15,789	16,390
December	18,726	18,881
January	20,013	
February	23,185	
March	26,686	
April	27,869	
May	27,889	
June	27,911	

### QUALITY

	Quantity	Base Number	Contract	AT	Region	England
% of FP17s for the same patient ID Re-attending within 3 months - Children	255	2,815	9.1%	10.4%	13.4%	12.4%
% of FP17s for the same patient ID Re-attending within 3 months - Adults	1,198	7,951	15.1%	13.7%	17.3%	16.6%
% of FP17s for the same patient ID Re-attending between 3 & 9 months - Children	1,925	2,815	68.4%	62.8%	58.9%	57.5%
% of FP17s for the same patient ID Re-attending between 3 & 9 months - Adults	5,219	7,951	65.6%	54.7%	52.5%	50.4%
% of FP17s for Band 1 Urgent Courses	842	9,811	8.6%	7.3%	9.3%	9.1%
% of FP17s Relating to Free Repair or Replacements	104	9,811	1.1%	1.0%	1.0%	0.8%
% of FP17s Relating to Continuations	72	9,811	0.7%	1.3%	1.5%	1.3%
% of Patients satisfied with the dentistry they have received	10	10	100.0%	93.8%	93.1%	92.7%
% of Patients satisfied with the time they had to wait for an appointment	9	10	90.0%	90.6%	89.8%	88.8%

\* This is based on patients treated on this contract for their most recent course of treatment. Figures in italics indicate the base number of FP17s or Patient Questionnaire responses are less than 100. N/A is shown where the base number of responses is less than 10 during the period. % is calculated as Quantity/Base number\*100

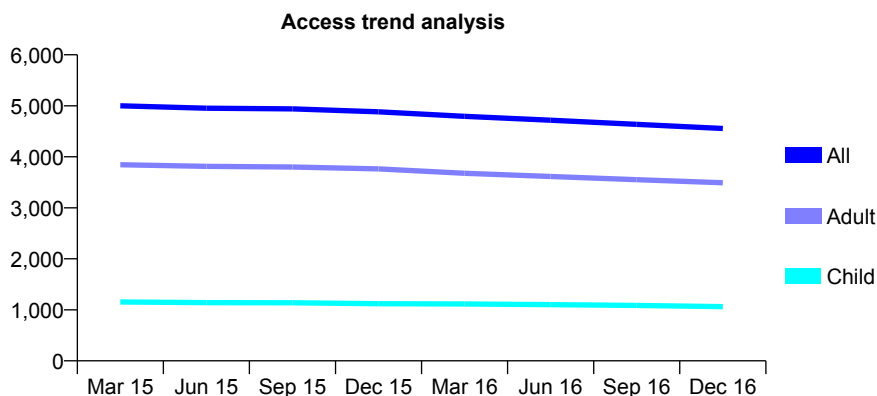
## Q50 - Vital Signs At a Glance Contract Report for 182176/0001 - December 2016

Name or company name	Snaith Dental Care
Contract type name	GDS Contract
Purpose of contract	General
Contract start date	11/01/2010
Contract end date	

16/17 Contracted general activity (UDA)	15,000
Carry forward general activity (UDA)	0
16/17 Contracted orthodontic activity (UOA)	0
Carry forward orthodontic activity (UOA)	0
Baseline contract value	£386,699.05

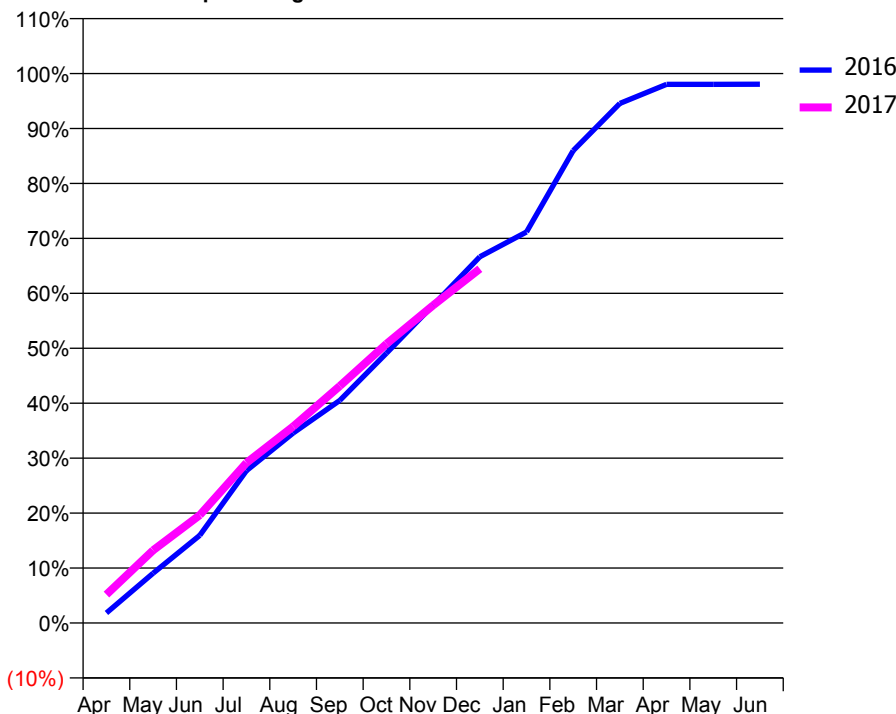
### ACCESS\*

Patients seen in 24 months	Total	Change since previous quarter
Quarter ending December 2015	4,883	
Quarter ending March 2016	4,794	↓
Quarter ending June 2016	4,718	↓
Quarter ending September 2016	4,637	↓
Quarter ending December 2016	4,555	↓
<b>Variance since December 2015</b>	<b>(6.7%)</b>	<b>↓</b>



### ACTIVITY

Cumulative percentage of contracted UDA delivered 2016 & 2017



Month	Adjusted Scheduled Activity (UDA)	
	2016	2017
April	276	777
May	1,360	1,985
June	2,395	2,945
July	4,158	4,375
August	5,184	5,363
September	6,078	6,469
October	7,366	7,622
November	8,676	8,671
December	9,999	9,669
January	10,674	
February	12,896	
March	14,184	
April	14,705	
May	14,705	
June	14,706	

### QUALITY

	Quantity	Base Number	Contract	AT	Region	England
% of FP17s for the same patient ID Re-attending within 3 months - Children	160	1,443	11.1%	10.4%	13.4%	12.4%
% of FP17s for the same patient ID Re-attending within 3 months - Adults	898	4,580	19.6%	13.7%	17.3%	16.6%
% of FP17s for the same patient ID Re-attending between 3 & 9 months - Children	1,039	1,443	72.0%	62.8%	58.9%	57.5%
% of FP17s for the same patient ID Re-attending between 3 & 9 months - Adults	3,086	4,580	67.4%	54.7%	52.5%	50.4%
% of FP17s for Band 1 Urgent Courses	568	5,722	9.9%	7.3%	9.3%	9.1%
% of FP17s Relating to Free Repair or Replacements	151	5,722	2.6%	1.0%	1.0%	0.8%
% of FP17s Relating to Continuations	64	5,722	1.1%	1.3%	1.5%	1.3%
% of Patients satisfied with the dentistry they have received	26	28	92.9%	93.8%	93.1%	92.7%
% of Patients satisfied with the time they had to wait for an appointment	25	28	89.3%	90.6%	89.8%	88.8%

\* This is based on patients treated on this contract for their most recent course of treatment. Figures in italics indicate the base number of FP17s or Patient Questionnaire responses are less than 100. N/A is shown where the base number of responses is less than 10 during the period. % is calculated as Quantity/Base number\*100

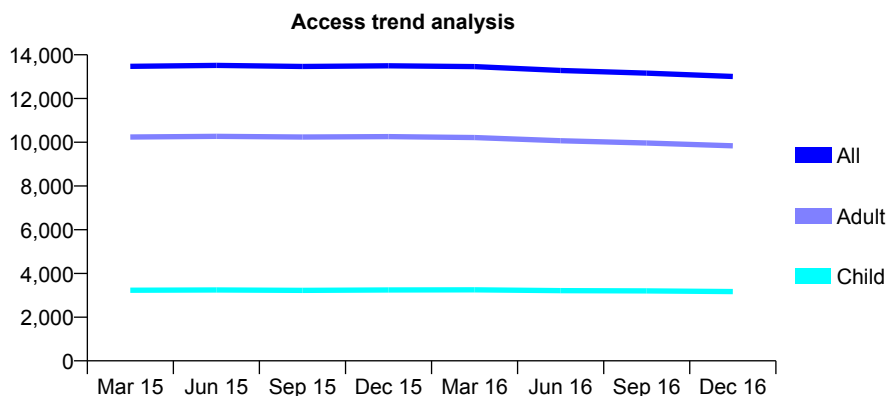
## Q50 - Vital Signs At a Glance Contract Report for 183679/0001 - December 2016

Name or company name	Hessle Grange Dental Care Ltd.
Contract type name	GDS Contract
Purpose of contract	General
Contract start date	01/07/2008
Contract end date	

16/17 Contracted general activity (UDA)	33,167
Carry forward general activity (UDA)	0
16/17 Contracted orthodontic activity (UOA)	0
Carry forward orthodontic activity (UOA)	0
Baseline contract value	£978,790.68

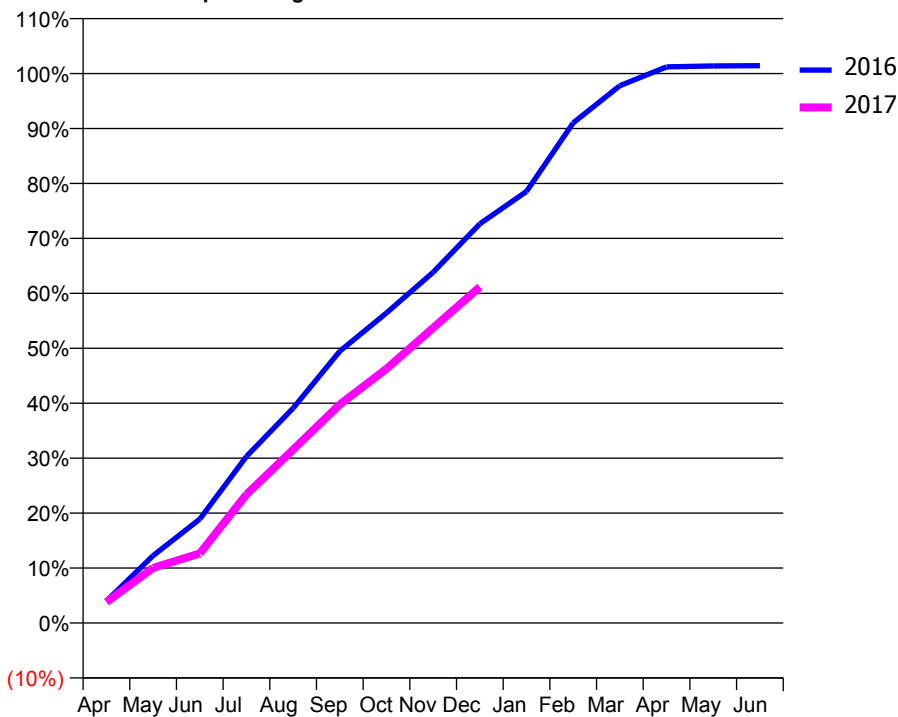
### ACCESS\*

Patients seen in 24 months	Total	Change since previous quarter
Quarter ending December 2015	13,496	
Quarter ending March 2016	13,463	→
Quarter ending June 2016	13,283	↓
Quarter ending September 2016	13,164	→
Quarter ending December 2016	13,009	↓
<b>Variance since December 2015</b>	<b>(3.6%)</b>	<b>↓</b>



### ACTIVITY

Cumulative percentage of contracted UDA delivered 2016 & 2017



Month	Adjusted Scheduled Activity (UDA)	
	2016	2017
April	1,333	1,260
May	4,069	3,332
June	6,276	4,198
July	10,059	7,762
August	12,968	10,466
September	16,410	13,193
October	18,717	15,346
November	21,176	17,818
December	24,090	20,287
January	26,051	
February	30,185	
March	32,432	
April	33,565	
May	33,620	
June	33,638	

### QUALITY

	Quantity	Base Number	Contract	AT	Region	England
% of FP17s for the same patient ID Re-attending within 3 months - Children	239	3,584	6.7%	10.4%	13.4%	12.4%
% of FP17s for the same patient ID Re-attending within 3 months - Adults	1,169	9,664	12.1%	13.7%	17.3%	16.6%
% of FP17s for the same patient ID Re-attending between 3 & 9 months - Children	2,434	3,584	67.9%	62.8%	58.9%	57.5%
% of FP17s for the same patient ID Re-attending between 3 & 9 months - Adults	4,009	9,664	41.5%	54.7%	52.5%	50.4%
% of FP17s for Band 1 Urgent Courses	1,147	11,950	9.6%	7.3%	9.3%	9.1%
% of FP17s Relating to Free Repair or Replacements	156	11,950	1.3%	1.0%	1.0%	0.8%
% of FP17s Relating to Continuations	118	11,950	1.0%	1.3%	1.5%	1.3%
% of Patients satisfied with the dentistry they have received	17	18	94.4%	93.8%	93.1%	92.7%
% of Patients satisfied with the time they had to wait for an appointment	15	18	83.3%	90.6%	89.8%	88.8%

\* This is based on patients treated on this contract for their most recent course of treatment. Figures in italics indicate the base number of FP17s or Patient Questionnaire responses are less than 100. N/A is shown where the base number of responses is less than 10 during the period. % is calculated as Quantity/Base number\*100

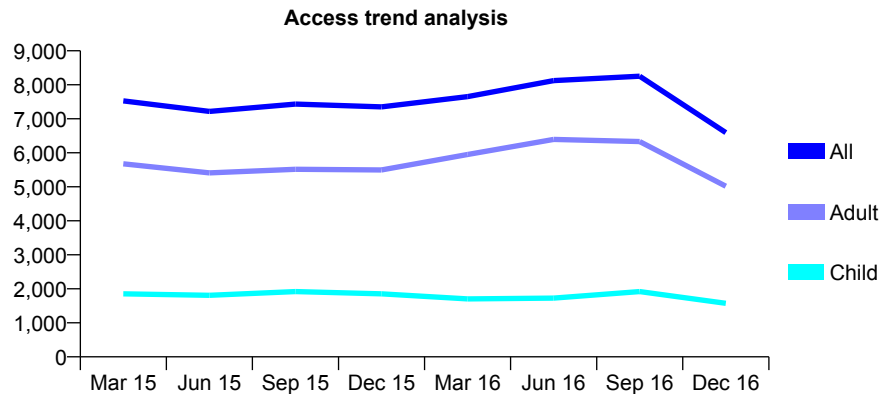
## Q50 - Vital Signs At a Glance Contract Report for 189995/0001 - December 2016

Name or company name	Priory House Dental Care Ltd.
Contract type name	GDS Contract
Purpose of contract	General
Contract start date	01/04/2009
Contract end date	

16/17 Contracted general activity (UDA)	18,750
Carry forward general activity (UDA)	0
16/17 Contracted orthodontic activity (UOA)	0
Carry forward orthodontic activity (UOA)	0
Baseline contract value	£498,258.66

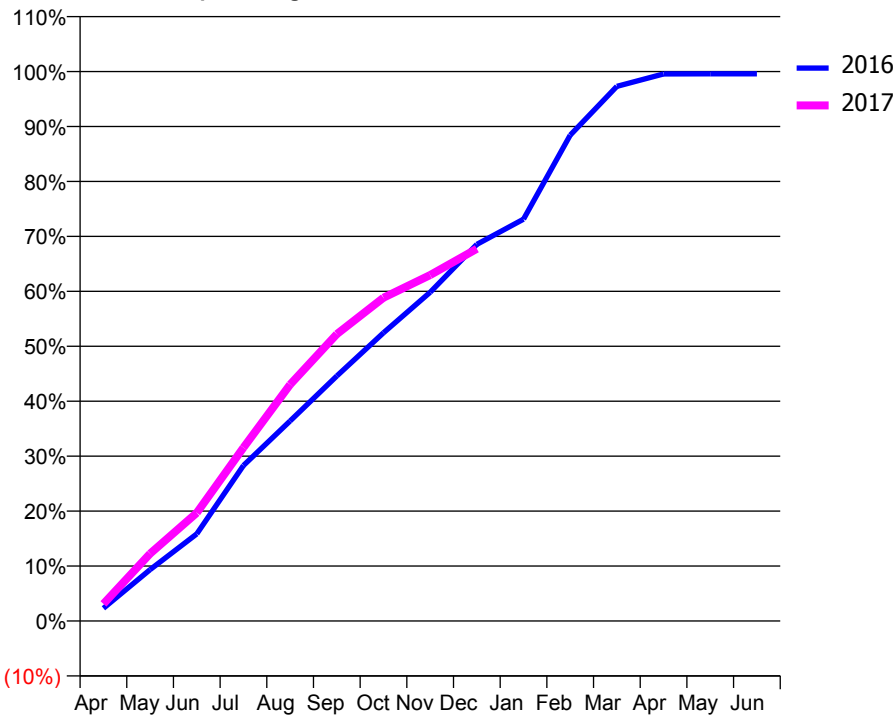
### ACCESS\*

Patients seen in 24 months	Total	Change since previous quarter
Quarter ending December 2015	7,351	
Quarter ending March 2016	7,654	↑
Quarter ending June 2016	8,122	↑
Quarter ending September 2016	8,253	→
Quarter ending December 2016	6,593	↓
<b>Variance since December 2015</b>	<b>(10.3%)</b>	<b>↓</b>



### ACTIVITY

Cumulative percentage of contracted UDA delivered 2016 & 2017



Month	Adjusted Scheduled Activity (UDA)	
	2016	2017
April	434	583
May	1,755	2,302
June	2,971	3,695
July	5,308	5,917
August	6,827	8,068
September	8,361	9,789
October	9,835	11,034
November	11,217	11,806
December	12,852	12,703
January	13,711	
February	16,576	
March	18,243	
April	18,668	
May	18,669	
June	18,672	

### QUALITY

	Quantity	Base Number	Contract	AT	Region	England
% of FP17s for the same patient ID Re-attending within 3 months - Children	75	1,842	4.1%	10.4%	13.4%	12.4%
% of FP17s for the same patient ID Re-attending within 3 months - Adults	530	6,129	8.6%	13.7%	17.3%	16.6%
% of FP17s for the same patient ID Re-attending between 3 & 9 months - Children	748	1,842	40.6%	62.8%	58.9%	57.5%
% of FP17s for the same patient ID Re-attending between 3 & 9 months - Adults	2,547	6,129	41.6%	54.7%	52.5%	50.4%
% of FP17s for Band 1 Urgent Courses	469	7,172	6.5%	7.3%	9.3%	9.1%
% of FP17s Relating to Free Repair or Replacements	66	7,172	0.9%	1.0%	1.0%	0.8%
% of FP17s Relating to Continuations	35	7,172	0.5%	1.3%	1.5%	1.3%
% of Patients satisfied with the dentistry they have received	18	18	100.0%	93.8%	93.1%	92.7%
% of Patients satisfied with the time they had to wait for an appointment	16	18	88.9%	90.6%	89.8%	88.8%

\* This is based on patients treated on this contract for their most recent course of treatment. Figures in italics indicate the base number of FP17s or Patient Questionnaire responses are less than 100. N/A is shown where the base number of responses is less than 10 during the period. % is calculated as Quantity/Base number\*100



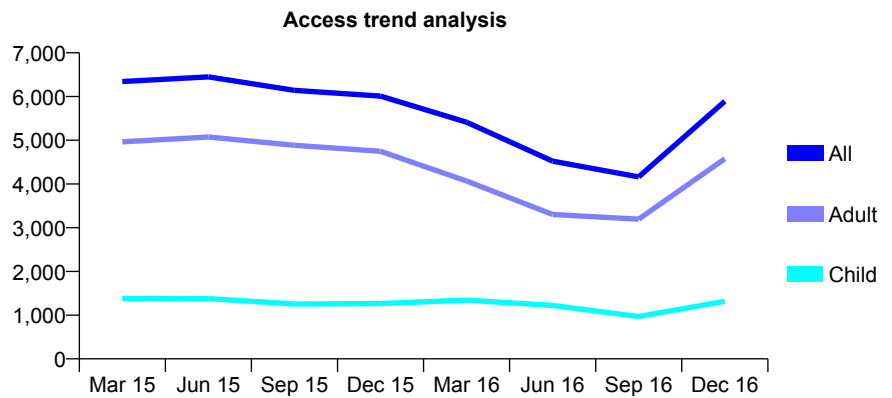
## Q50 - Vital Signs At a Glance Contract Report for 189995/0002 - December 2016

Name or company name	Priory House Dental Care Ltd.
Contract type name	PDS Plus Contract
Purpose of contract	General
Contract start date	01/01/2011
Contract end date	31/12/2016

16/17 Contracted general activity (UDA)	13,500
Carry forward general activity (UDA)	0
16/17 Contracted orthodontic activity (UOA)	0
Carry forward orthodontic activity (UOA)	0
Baseline contract value	£360,733.72

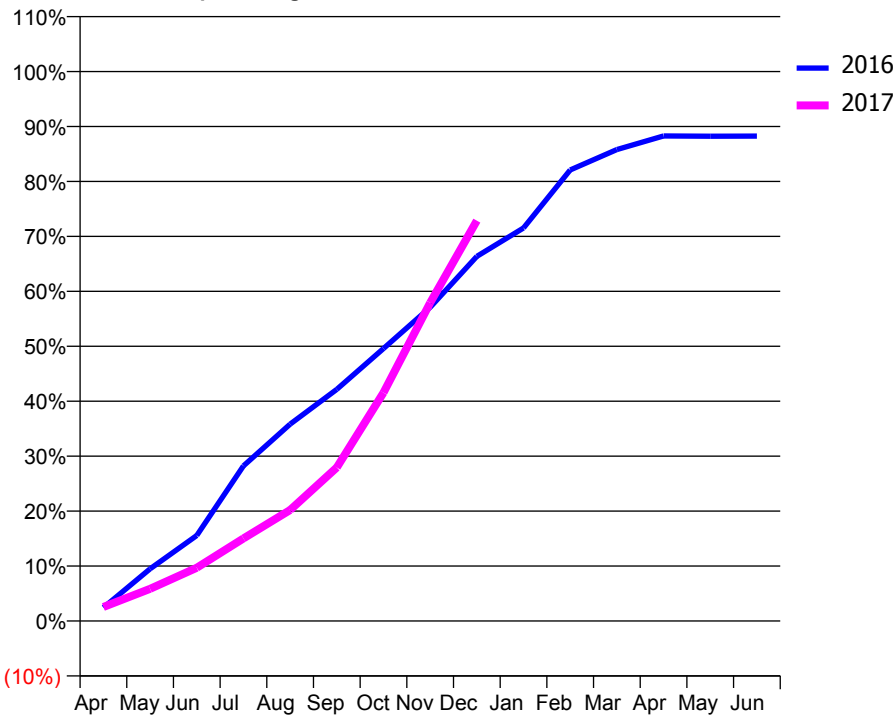
### ACCESS\*

Patients seen in 24 months	Total	Change since previous quarter
Quarter ending December 2015	6,011	
Quarter ending March 2016	5,412	↓
Quarter ending June 2016	4,523	↓
Quarter ending September 2016	4,163	↓
Quarter ending December 2016	5,892	↑
<b>Variance since December 2015</b>	<b>(2.0%)</b>	<b>↓</b>



### ACTIVITY

Cumulative percentage of contracted UDA delivered 2016 & 2017



Month	Adjusted Scheduled Activity (UDA)	
	2016	2017
April	440	346
May	1,712	790
June	2,803	1,310
July	5,083	2,029
August	6,450	2,728
September	7,591	3,771
October	8,927	5,610
November	10,278	7,820
December	11,945	9,836
January	12,875	
February	14,775	
March	15,441	
April	15,888	
May	15,880	
June	15,883	

### QUALITY

	Quantity	Base Number	Contract	AT	Region	England
% of FP17s for the same patient ID Re-attending within 3 months - Children	32	1,320	2.4%	10.4%	13.4%	12.4%
% of FP17s for the same patient ID Re-attending within 3 months - Adults	171	4,247	4.0%	13.7%	17.3%	16.6%
% of FP17s for the same patient ID Re-attending between 3 & 9 months - Children	330	1,320	25.0%	62.8%	58.9%	57.5%
% of FP17s for the same patient ID Re-attending between 3 & 9 months - Adults	705	4,247	16.6%	54.7%	52.5%	50.4%
% of FP17s for Band 1 Urgent Courses	459	5,316	8.6%	7.3%	9.3%	9.1%
% of FP17s Relating to Free Repair or Replacements	63	5,316	1.2%	1.0%	1.0%	0.8%
% of FP17s Relating to Continuations	20	5,316	0.4%	1.3%	1.5%	1.3%
% of Patients satisfied with the dentistry they have received	18	18	100.0%	93.8%	93.1%	92.7%
% of Patients satisfied with the time they had to wait for an appointment	16	18	88.9%	90.6%	89.8%	88.8%

\* This is based on patients treated on this contract for their most recent course of treatment. Figures in italics indicate the base number of FP17s or Patient Questionnaire responses are less than 100. N/A is shown where the base number of responses is less than 10 during the period. % is calculated as Quantity/Base number\*100

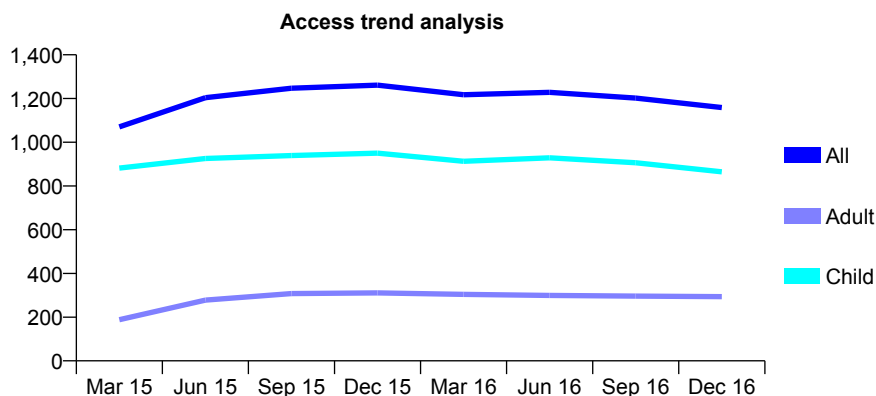
## Q50 - Vital Signs At a Glance Contract Report for 190195/0005 - December 2016

Name or company name	Xeon Smiles UK Ltd
Contract type name	GDS Contract
Purpose of contract	General
Contract start date	01/05/2008
Contract end date	

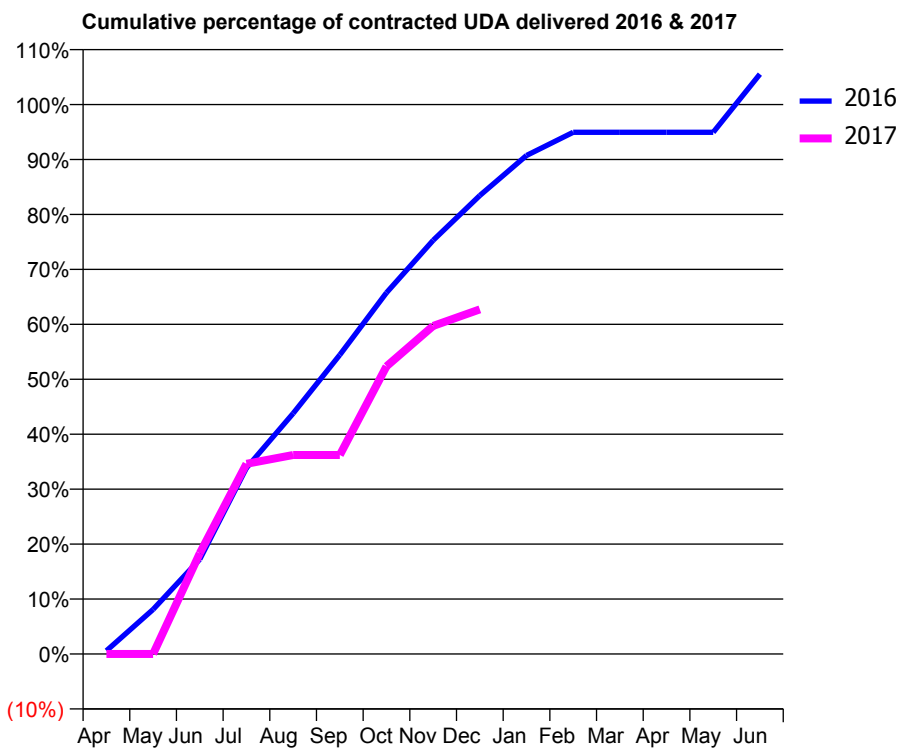
16/17 Contracted general activity (UDA)	2,200
Carry forward general activity (UDA)	0
16/17 Contracted orthodontic activity (UOA)	0
Carry forward orthodontic activity (UOA)	0
Baseline contract value	£52,191.76

### ACCESS\*

Patients seen in 24 months	Total	Change since previous quarter
Quarter ending December 2015	1,261	
Quarter ending March 2016	1,217	↓
Quarter ending June 2016	1,228	→
Quarter ending September 2016	1,202	↓
Quarter ending December 2016	1,159	↓
<b>Variance since December 2015</b>	<b>(8.1%)</b>	<b>↓</b>



### ACTIVITY



Month	Adjusted Scheduled Activity (UDA)	
	2016	2017
April	13	0
May	179	0
June	379	403
July	745	762
August	963	797
September	1,198	797
October	1,447	1,152
November	1,656	1,313
December	1,836	1,380
January	1,996	
February	2,089	
March	2,089	
April	2,089	
May	2,089	
June	2,322	

### QUALITY

	Quantity	Base Number	Contract	AT	Region	England
% of FP17s for the same patient ID Re-attending within 3 months - Children	48	1,061	4.5%	10.4%	13.4%	12.4%
% of FP17s for the same patient ID Re-attending within 3 months - Adults	21	201	10.4%	13.7%	17.3%	16.6%
% of FP17s for the same patient ID Re-attending between 3 & 9 months - Children	680	1,061	64.1%	62.8%	58.9%	57.5%
% of FP17s for the same patient ID Re-attending between 3 & 9 months - Adults	115	201	57.2%	54.7%	52.5%	50.4%
% of FP17s for Band 1 Urgent Courses	39	1,073	3.6%	7.3%	9.3%	9.1%
% of FP17s Relating to Free Repair or Replacements	3	1,073	0.3%	1.0%	1.0%	0.8%
% of FP17s Relating to Continuations	1	1,073	0.1%	1.3%	1.5%	1.3%
% of Patients satisfied with the dentistry they have received	0	1	N/A	93.8%	93.1%	92.7%
% of Patients satisfied with the time they had to wait for an appointment	0	1	N/A	90.6%	89.8%	88.8%

\* This is based on patients treated on this contract for their most recent course of treatment. Figures in italics indicate the base number of FP17s or Patient Questionnaire responses are less than 100. N/A is shown where the base number of responses is less than 10 during the period. % is calculated as Quantity/Base number\*100

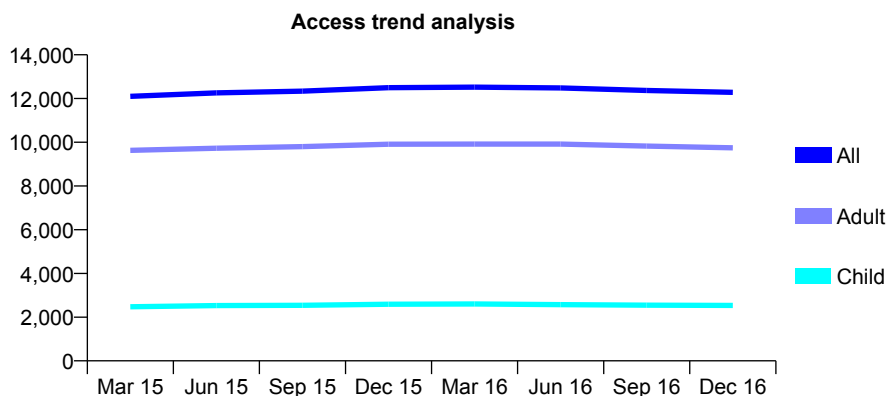
## Q50 - Vital Signs At a Glance Contract Report for 190586/0001 - December 2016

Name or company name	SELBY DENTAL CARE LTD
Contract type name	GDS Contract
Purpose of contract	General
Contract start date	01/04/2011
Contract end date	

16/17 Contracted general activity (UDA)	34,448
Carry forward general activity (UDA)	0
16/17 Contracted orthodontic activity (UOA)	0
Carry forward orthodontic activity (UOA)	0
Baseline contract value	£994,588.92

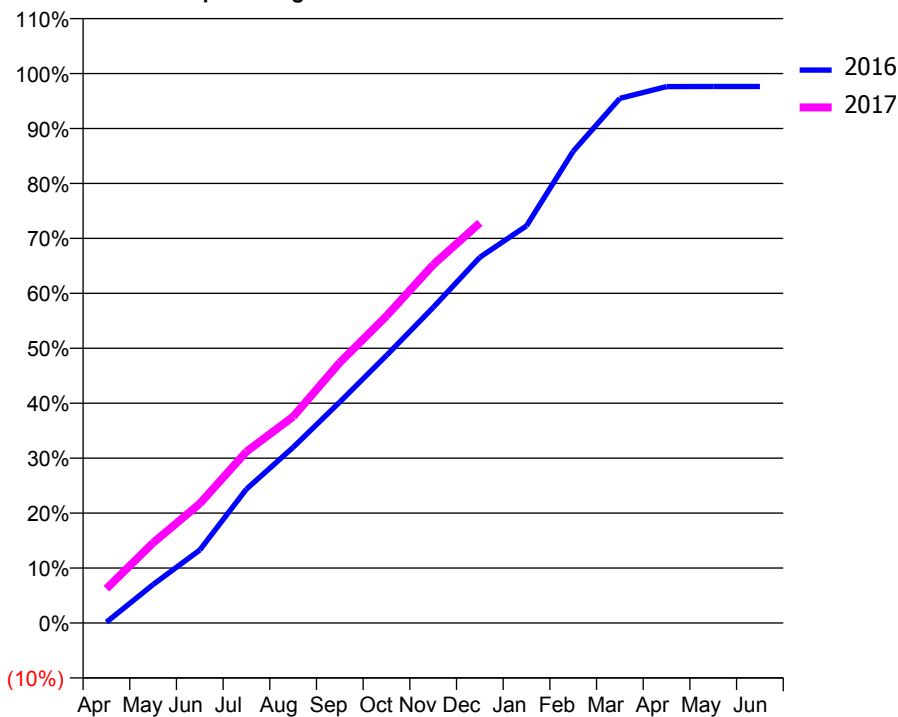
### ACCESS\*

Patients seen in 24 months	Total	Change since previous quarter
Quarter ending December 2015	12,494	
Quarter ending March 2016	12,521	→
Quarter ending June 2016	12,485	→
Quarter ending September 2016	12,371	→
Quarter ending December 2016	12,281	→
<b>Variance since December 2015</b>	<b>(1.7%)</b>	<b>↓</b>



### ACTIVITY

Cumulative percentage of contracted UDA delivered 2016 & 2017



Month	Adjusted Scheduled Activity (UDA)	
	2016	2017
April	52	2,151
May	2,412	5,027
June	4,578	7,483
July	8,400	10,747
August	11,011	12,934
September	13,859	16,332
October	16,771	19,248
November	19,782	22,460
December	22,922	25,084
January	24,899	
February	29,576	
March	32,888	
April	33,625	
May	33,637	
June	33,637	

### QUALITY

	Quantity	Base Number	Contract	AT	Region	England
% of FP17s for the same patient ID Re-attending within 3 months - Children	247	3,230	7.6%	10.4%	13.4%	12.4%
% of FP17s for the same patient ID Re-attending within 3 months - Adults	1,397	11,302	12.4%	13.7%	17.3%	16.6%
% of FP17s for the same patient ID Re-attending between 3 & 9 months - Children	2,379	3,230	73.7%	62.8%	58.9%	57.5%
% of FP17s for the same patient ID Re-attending between 3 & 9 months - Adults	6,920	11,302	61.2%	54.7%	52.5%	50.4%
% of FP17s for Band 1 Urgent Courses	532	13,613	3.9%	7.3%	9.3%	9.1%
% of FP17s Relating to Free Repair or Replacements	124	13,613	0.9%	1.0%	1.0%	0.8%
% of FP17s Relating to Continuations	325	13,613	2.4%	1.3%	1.5%	1.3%
% of Patients satisfied with the dentistry they have received	30	31	96.8%	93.8%	93.1%	92.7%
% of Patients satisfied with the time they had to wait for an appointment	26	31	83.9%	90.6%	89.8%	88.8%

\* This is based on patients treated on this contract for their most recent course of treatment. Figures in italics indicate the base number of FP17s or Patient Questionnaire responses are less than 100. N/A is shown where the base number of responses is less than 10 during the period. % is calculated as Quantity/Base number\*100

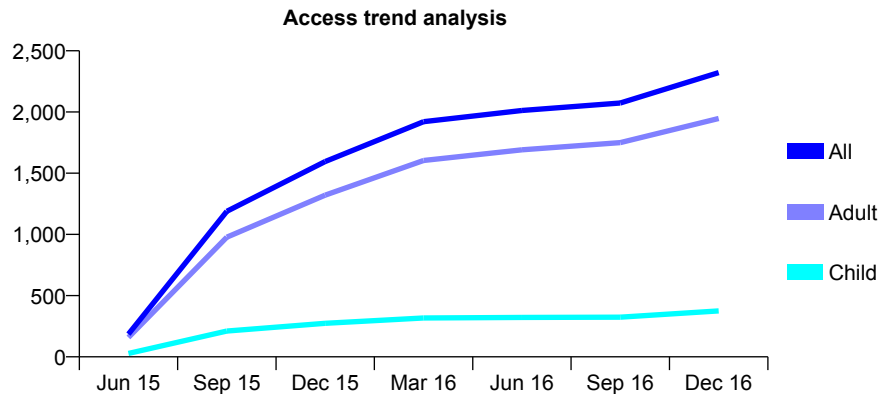
## Q50 - Vital Signs At a Glance Contract Report for 191116/0002 - December 2016

Name or company name	THE COSMETIC DENTAL PRACTICE LIM
Contract type name	GDS Contract
Purpose of contract	General
Contract start date	20/04/2015
Contract end date	

16/17 Contracted general activity (UDA)	12,000
Carry forward general activity (UDA)	0
16/17 Contracted orthodontic activity (UOA)	0
Carry forward orthodontic activity (UOA)	0
Baseline contract value	£375,467.29

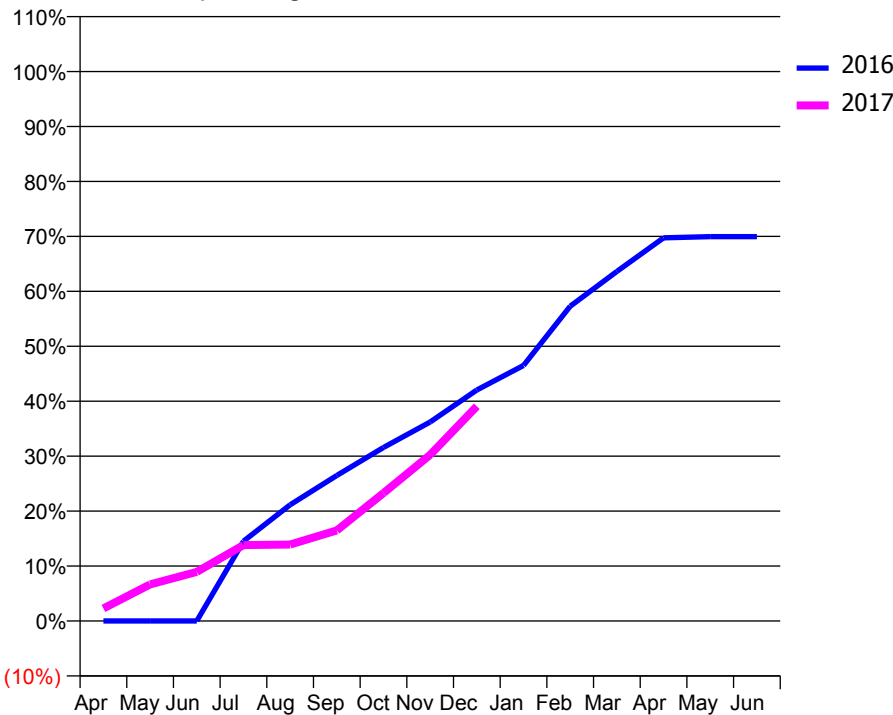
### ACCESS\*

Patients seen in 24 months	Total	Change since previous quarter
Quarter ending December 2015	1,595	
Quarter ending March 2016	1,921	↑
Quarter ending June 2016	2,013	↑
Quarter ending September 2016	2,074	↑
Quarter ending December 2016	2,322	↑
<b>Variance since December 2015</b>	<b>45.6%</b>	<b>↑</b>



### ACTIVITY

Cumulative percentage of contracted UDA delivered 2016 & 2017



Month	Adjusted Scheduled Activity (UDA)	
	2016	2017
April	0	275
May	0	801
June	0	1,074
July	1,741	1,658
August	2,539	1,670
September	3,177	1,978
October	3,790	2,793
November	4,345	3,629
December	5,046	4,690
January	5,580	
February	6,875	
March	7,634	
April	8,369	
May	8,393	
June	8,393	

### QUALITY

	Quantity	Base Number	Contract	AT	Region	England
% of FP17s for the same patient ID Re-attending within 3 months - Children	26	428	6.1%	10.4%	13.4%	12.4%
% of FP17s for the same patient ID Re-attending within 3 months - Adults	229	2,195	10.4%	13.7%	17.3%	16.6%
% of FP17s for the same patient ID Re-attending between 3 & 9 months - Children	224	428	52.3%	62.8%	58.9%	57.5%
% of FP17s for the same patient ID Re-attending between 3 & 9 months - Adults	1,269	2,195	57.8%	54.7%	52.5%	50.4%
% of FP17s for Band 1 Urgent Courses	142	2,318	6.1%	7.3%	9.3%	9.1%
% of FP17s Relating to Free Repair or Replacements	16	2,318	0.7%	1.0%	1.0%	0.8%
% of FP17s Relating to Continuations	36	2,318	1.6%	1.3%	1.5%	1.3%
% of Patients satisfied with the dentistry they have received	3	3	N/A	93.8%	93.1%	92.7%
% of Patients satisfied with the time they had to wait for an appointment	3	3	N/A	90.6%	89.8%	88.8%

\* This is based on patients treated on this contract for their most recent course of treatment. Figures in italics indicate the base number of FP17s or Patient Questionnaire responses are less than 100. N/A is shown where the base number of responses is less than 10 during the period. % is calculated as Quantity/Base number\*100

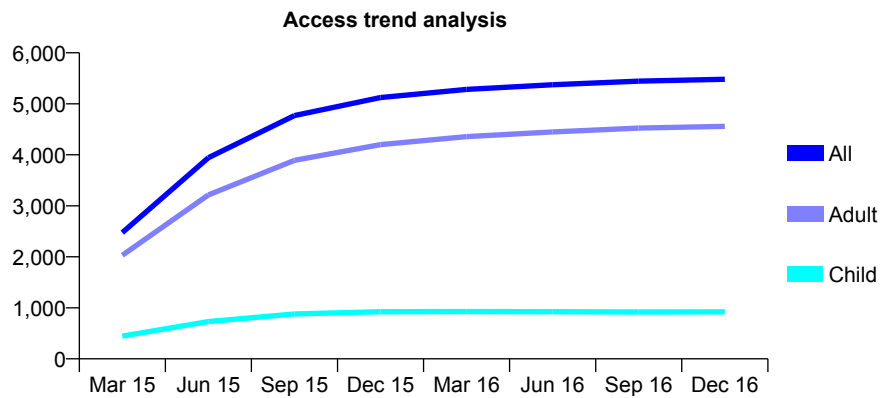
## Q50 - Vital Signs At a Glance Contract Report for 191361/0001 - December 2016

Name or company name	Hopkins & Poyner Dental Surgery
Contract type name	GDS Contract
Purpose of contract	General
Contract start date	01/12/2014
Contract end date	

16/17 Contracted general activity (UDA)	16,835
Carry forward general activity (UDA)	0
16/17 Contracted orthodontic activity (UOA)	0
Carry forward orthodontic activity (UOA)	0
Baseline contract value	£489,808.88

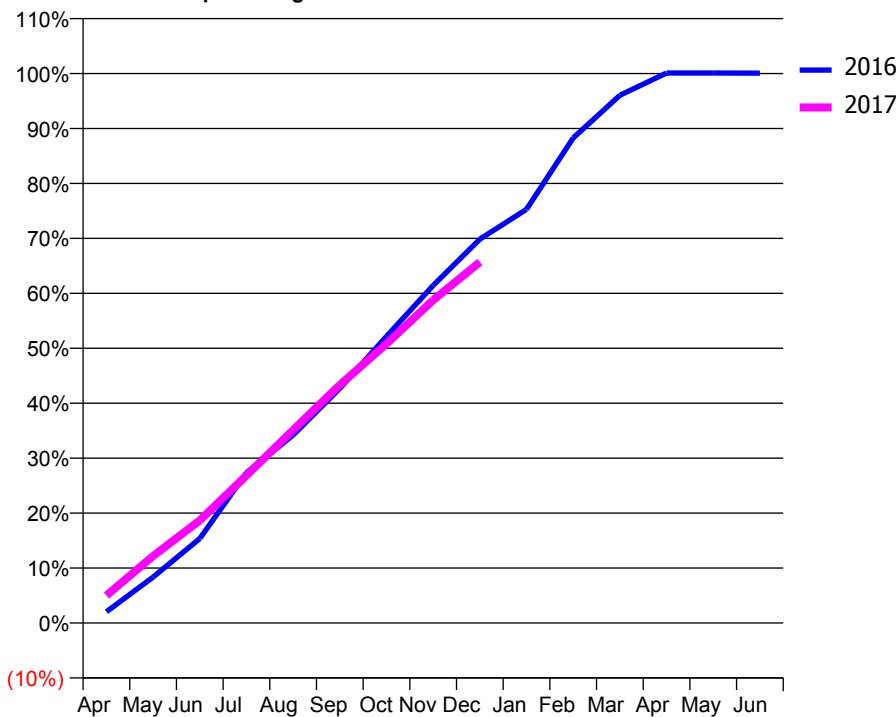
### ACCESS\*

Patients seen in 24 months	Total	Change since previous quarter
Quarter ending December 2015	5,123	
Quarter ending March 2016	5,283	↑
Quarter ending June 2016	5,374	→
Quarter ending September 2016	5,444	→
Quarter ending December 2016	5,481	→
<b>Variance since December 2015</b>	<b>7.0%</b>	<b>↑</b>



### ACTIVITY

Cumulative percentage of contracted UDA delivered 2016 & 2017



Month	Adjusted Scheduled Activity (UDA)	
	2016	2017
April	346	842
May	1,408	2,054
June	2,590	3,143
July	4,602	4,522
August	5,760	5,914
September	7,188	7,293
October	8,782	8,553
November	10,344	9,894
December	11,761	11,056
January	12,674	
February	14,860	
March	16,168	
April	16,848	
May	16,848	
June	16,845	

### QUALITY

	Quantity	Base Number	Contract	AT	Region	England
% of FP17s for the same patient ID Re-attending within 3 months - Children	58	1,078	5.4%	10.4%	13.4%	12.4%
% of FP17s for the same patient ID Re-attending within 3 months - Adults	836	5,300	15.8%	13.7%	17.3%	16.6%
% of FP17s for the same patient ID Re-attending between 3 & 9 months - Children	691	1,078	64.1%	62.8%	58.9%	57.5%
% of FP17s for the same patient ID Re-attending between 3 & 9 months - Adults	3,188	5,300	60.2%	54.7%	52.5%	50.4%
% of FP17s for Band 1 Urgent Courses	382	6,031	6.3%	7.3%	9.3%	9.1%
% of FP17s Relating to Free Repair or Replacements	100	6,031	1.7%	1.0%	1.0%	0.8%
% of FP17s Relating to Continuations	138	6,031	2.3%	1.3%	1.5%	1.3%
% of Patients satisfied with the dentistry they have received	16	17	94.1%	93.8%	93.1%	92.7%
% of Patients satisfied with the time they had to wait for an appointment	14	17	82.4%	90.6%	89.8%	88.8%

\* This is based on patients treated on this contract for their most recent course of treatment. Figures in italics indicate the base number of FP17s or Patient Questionnaire responses are less than 100. N/A is shown where the base number of responses is less than 10 during the period. % is calculated as Quantity/Base number\*100

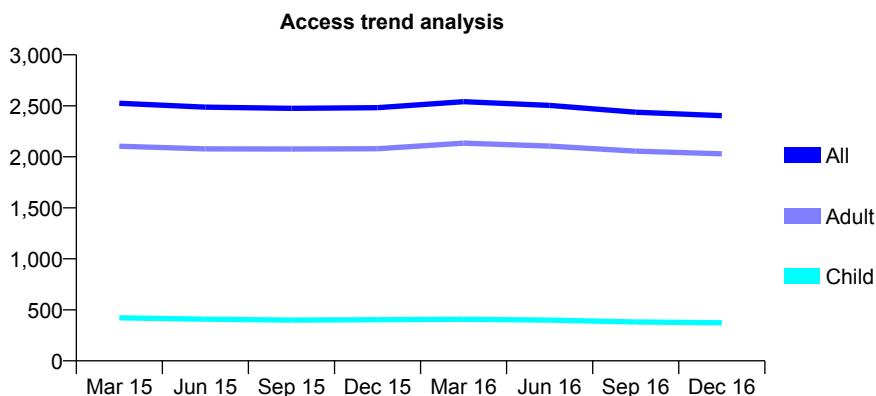
## Q50 - Vital Signs At a Glance Contract Report for 191833/0001 - December 2016

Name or company name	Aishwaryam Limited
Contract type name	GDS Contract
Purpose of contract	General
Contract start date	01/04/2012
Contract end date	

16/17 Contracted general activity (UDA)	8,265
Carry forward general activity (UDA)	0
16/17 Contracted orthodontic activity (UOA)	0
Carry forward orthodontic activity (UOA)	0
Baseline contract value	£243,809.93

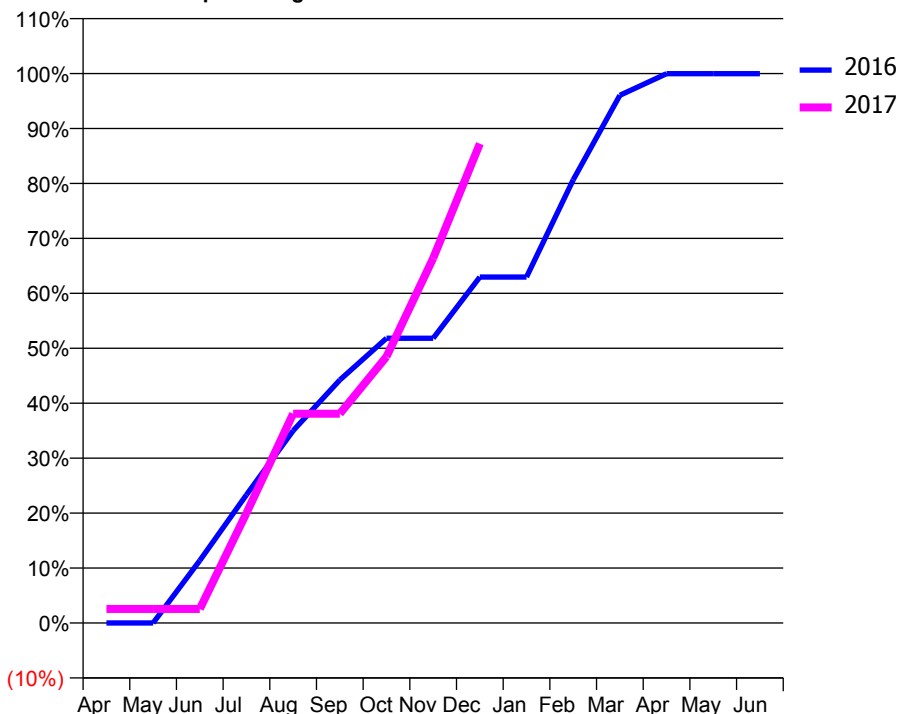
### ACCESS\*

Patients seen in 24 months	Total	Change since previous quarter
Quarter ending December 2015	2,482	
Quarter ending March 2016	2,541	↑
Quarter ending June 2016	2,504	↓
Quarter ending September 2016	2,437	↓
Quarter ending December 2016	2,403	↓
<b>Variance since December 2015</b>	<b>(3.2%)</b>	<b>↓</b>



### ACTIVITY

Cumulative percentage of contracted UDA delivered 2016 & 2017



Month	Adjusted Scheduled Activity (UDA)	
	2016	2017
April	0	212
May	0	212
June	941	212
July	1,928	1,653
August	2,892	3,147
September	3,655	3,147
October	4,283	4,006
November	4,283	5,487
December	5,203	7,210
January	5,203	
February	6,665	
March	7,938	
April	8,263	
May	8,263	
June	8,263	

### QUALITY

	Quantity	Base Number	Contract	AT	Region	England
% of FP17s for the same patient ID Re-attending within 3 months - Children	23	399	5.8%	10.4%	13.4%	12.4%
% of FP17s for the same patient ID Re-attending within 3 months - Adults	262	1,833	14.3%	13.7%	17.3%	16.6%
% of FP17s for the same patient ID Re-attending between 3 & 9 months - Children	286	399	71.7%	62.8%	58.9%	57.5%
% of FP17s for the same patient ID Re-attending between 3 & 9 months - Adults	1,155	1,833	63.0%	54.7%	52.5%	50.4%
% of FP17s for Band 1 Urgent Courses	255	2,093	12.2%	7.3%	9.3%	9.1%
% of FP17s Relating to Free Repair or Replacements	0	2,093	0.0%	1.0%	1.0%	0.8%
% of FP17s Relating to Continuations	22	2,093	1.1%	1.3%	1.5%	1.3%
% of Patients satisfied with the dentistry they have received	2	2	N/A	93.8%	93.1%	92.7%
% of Patients satisfied with the time they had to wait for an appointment	2	2	N/A	90.6%	89.8%	88.8%

\* This is based on patients treated on this contract for their most recent course of treatment. Figures in italics indicate the base number of FP17s or Patient Questionnaire responses are less than 100. N/A is shown where the base number of responses is less than 10 during the period. % is calculated as Quantity/Base number\*100

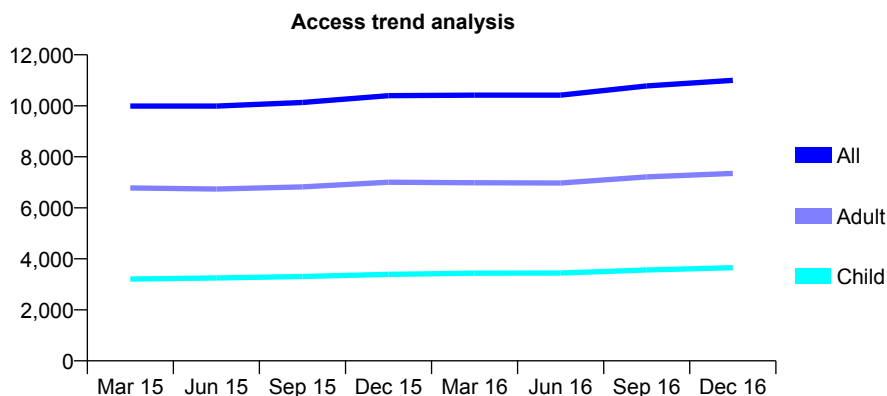
## Q50 - Vital Signs At a Glance Contract Report for 193445/0001 - December 2016

Name or company name	Genesis Dental Care
Contract type name	GDS Contract
Purpose of contract	General
Contract start date	17/08/2009
Contract end date	

16/17 Contracted general activity (UDA)	29,200
Carry forward general activity (UDA)	0
16/17 Contracted orthodontic activity (UOA)	0
Carry forward orthodontic activity (UOA)	0
Baseline contract value	£767,259.63

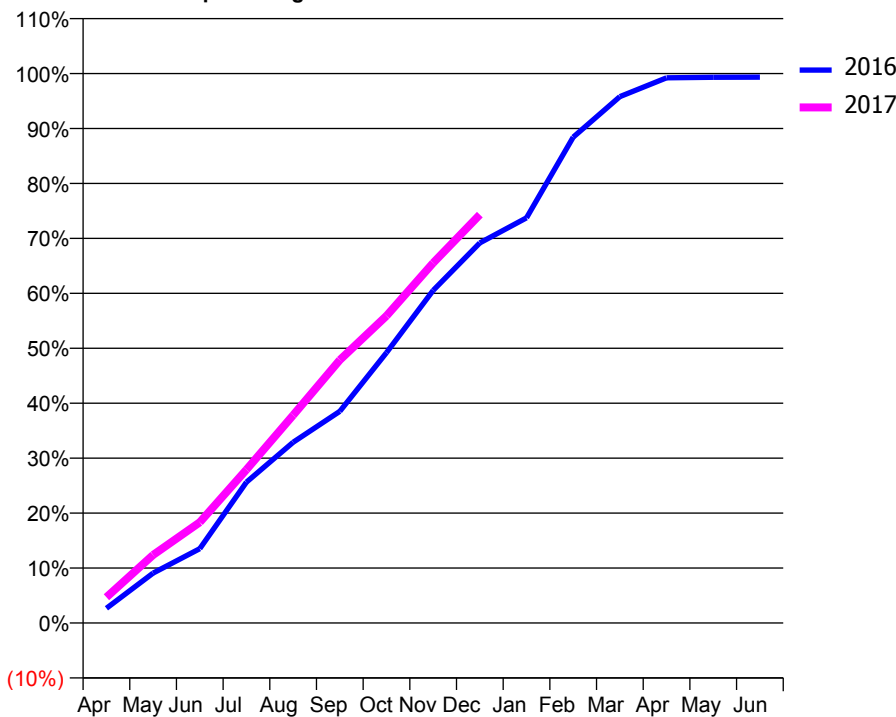
### ACCESS\*

Patients seen in 24 months	Total	Change since previous quarter
Quarter ending December 2015	10,396	
Quarter ending March 2016	10,419	→
Quarter ending June 2016	10,419	→
Quarter ending September 2016	10,778	↑
Quarter ending December 2016	10,997	↑
<b>Variance since December 2015</b>	<b>5.8%</b>	<b>↑</b>



### ACTIVITY

Cumulative percentage of contracted UDA delivered 2016 & 2017



Month	Adjusted Scheduled Activity (UDA)	
	2016	2017
April	785	1,369
May	2,657	3,620
June	3,952	5,352
July	7,486	8,154
August	9,607	11,042
September	11,251	13,976
October	14,370	16,322
November	17,673	19,134
December	20,196	21,698
January	21,531	
February	25,816	
March	27,973	
April	28,969	
May	28,996	
June	29,009	

### QUALITY

	Quantity	Base Number	Contract	AT	Region	England
% of FP17s for the same patient ID Re-attending within 3 months - Children	237	3,703	6.4%	10.4%	13.4%	12.4%
% of FP17s for the same patient ID Re-attending within 3 months - Adults	713	6,704	10.6%	13.7%	17.3%	16.6%
% of FP17s for the same patient ID Re-attending between 3 & 9 months - Children	1,983	3,703	53.6%	62.8%	58.9%	57.5%
% of FP17s for the same patient ID Re-attending between 3 & 9 months - Adults	3,381	6,704	50.4%	54.7%	52.5%	50.4%
% of FP17s for Band 1 Urgent Courses	641	9,936	6.5%	7.3%	9.3%	9.1%
% of FP17s Relating to Free Repair or Replacements	64	9,936	0.6%	1.0%	1.0%	0.8%
% of FP17s Relating to Continuations	143	9,936	1.4%	1.3%	1.5%	1.3%
% of Patients satisfied with the dentistry they have received	26	29	89.7%	93.8%	93.1%	92.7%
% of Patients satisfied with the time they had to wait for an appointment	27	29	93.1%	90.6%	89.8%	88.8%

\* This is based on patients treated on this contract for their most recent course of treatment. Figures in italics indicate the base number of FP17s or Patient Questionnaire responses are less than 100. N/A is shown where the base number of responses is less than 10 during the period. % is calculated as Quantity/Base number\*100



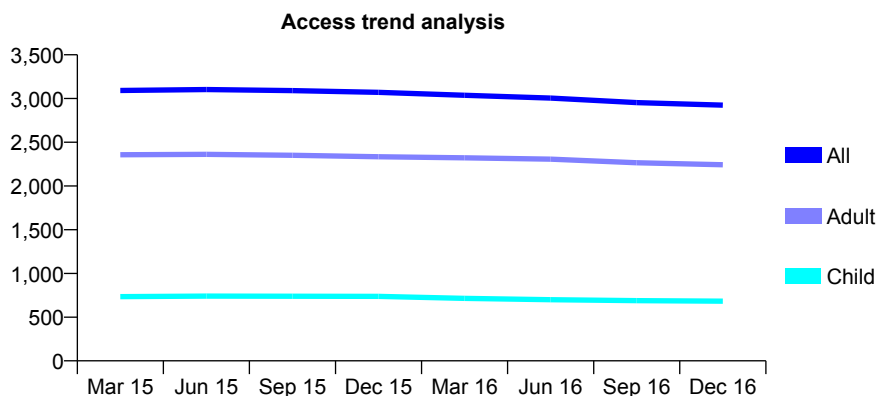
## Q50 - Vital Signs At a Glance Contract Report for 194581/0001 - December 2016

Name or company name	East Ayton Dental Practice Limited
Contract type name	GDS Contract
Purpose of contract	General
Contract start date	01/10/2007
Contract end date	

16/17 Contracted general activity (UDA)	10,658
Carry forward general activity (UDA)	0
16/17 Contracted orthodontic activity (UOA)	0
Carry forward orthodontic activity (UOA)	0
Baseline contract value	£326,705.31

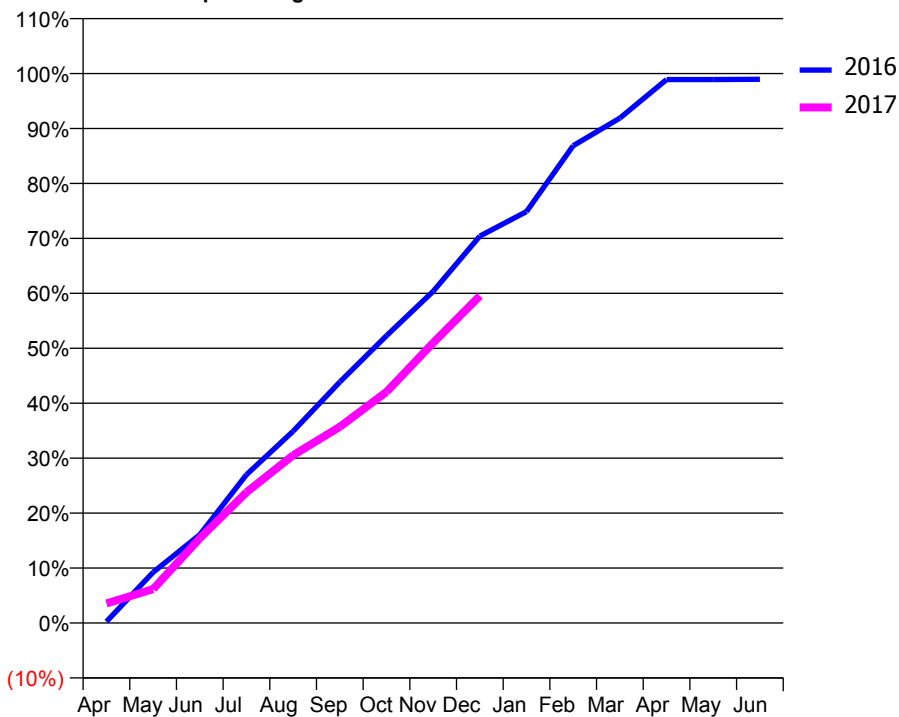
### ACCESS\*

Patients seen in 24 months	Total	Change since previous quarter
Quarter ending December 2015	3,071	
Quarter ending March 2016	3,037	↓
Quarter ending June 2016	3,005	↓
Quarter ending September 2016	2,954	↓
Quarter ending December 2016	2,925	→
<b>Variance since December 2015</b>	<b>(4.8%)</b>	<b>↓</b>



### ACTIVITY

Cumulative percentage of contracted UDA delivered 2016 & 2017



### QUALITY

	Quantity	Base Number	Contract	AT	Region	England
% of FP17s for the same patient ID Re-attending within 3 months - Children	57	918	6.2%	10.4%	13.4%	12.4%
% of FP17s for the same patient ID Re-attending within 3 months - Adults	440	2,869	15.3%	13.7%	17.3%	16.6%
% of FP17s for the same patient ID Re-attending between 3 & 9 months - Children	694	918	75.6%	62.8%	58.9%	57.5%
% of FP17s for the same patient ID Re-attending between 3 & 9 months - Adults	1,963	2,869	68.4%	54.7%	52.5%	50.4%
% of FP17s for Band 1 Urgent Courses	153	3,426	4.5%	7.3%	9.3%	9.1%
% of FP17s Relating to Free Repair or Replacements	93	3,426	2.7%	1.0%	1.0%	0.8%
% of FP17s Relating to Continuations	131	3,426	3.8%	1.3%	1.5%	1.3%
% of Patients satisfied with the dentistry they have received	11	11	100.0%	93.8%	93.1%	92.7%
% of Patients satisfied with the time they had to wait for an appointment	10	11	90.9%	90.6%	89.8%	88.8%

\* This is based on patients treated on this contract for their most recent course of treatment. Figures in italics indicate the base number of FP17s or Patient Questionnaire responses are less than 100. N/A is shown where the base number of responses is less than 10 during the period. % is calculated as Quantity/Base number\*100

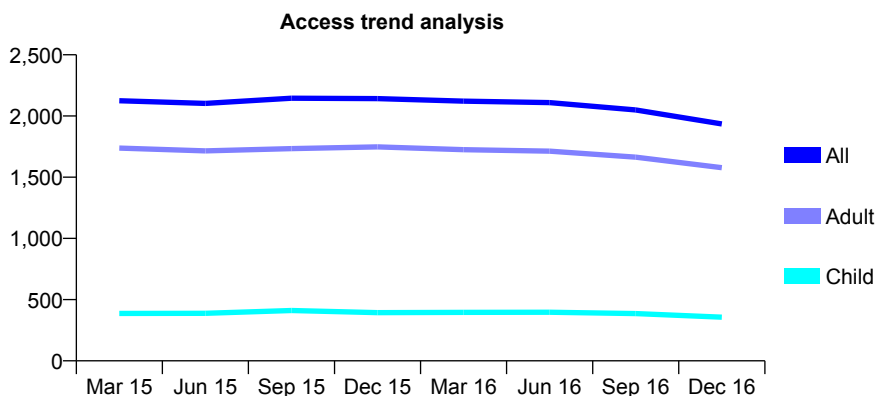
## Q50 - Vital Signs At a Glance Contract Report for 194794/0001 - December 2016

Name or company name	The Corner Dental Practice
Contract type name	GDS Contract
Purpose of contract	General
Contract start date	01/07/2012
Contract end date	

16/17 Contracted general activity (UDA)	5,500
Carry forward general activity (UDA)	0
16/17 Contracted orthodontic activity (UOA)	0
Carry forward orthodontic activity (UOA)	0
Baseline contract value	£156,038.36

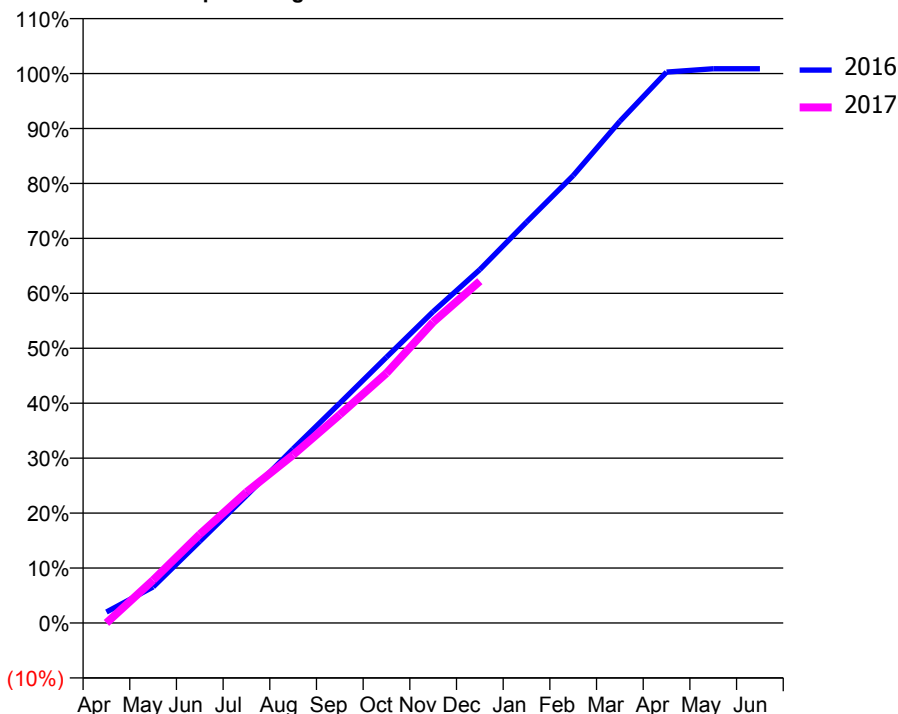
### ACCESS\*

Patients seen in 24 months	Total	Change since previous quarter
Quarter ending December 2015	2,142	
Quarter ending March 2016	2,121	→
Quarter ending June 2016	2,110	→
Quarter ending September 2016	2,050	↓
Quarter ending December 2016	1,935	↓
<b>Variance since December 2015</b>	<b>(9.7%)</b>	<b>↓</b>



### ACTIVITY

Cumulative percentage of contracted UDA delivered 2016 & 2017



Month	Adjusted Scheduled Activity (UDA)	
	2016	2017
April	110	0
May	361	429
June	817	888
July	1,275	1,310
August	1,743	1,682
September	2,201	2,086
October	2,661	2,500
November	3,117	3,012
December	3,538	3,421
January	4,012	
February	4,478	
March	5,022	
April	5,514	
May	5,547	
June	5,547	

### QUALITY

	Quantity	Base Number	Contract	AT	Region	England
% of FP17s for the same patient ID Re-attending within 3 months - Children	6	271	2.2%	10.4%	13.4%	12.4%
% of FP17s for the same patient ID Re-attending within 3 months - Adults	27	1,121	2.4%	13.7%	17.3%	16.6%
% of FP17s for the same patient ID Re-attending between 3 & 9 months - Children	127	271	46.9%	62.8%	58.9%	57.5%
% of FP17s for the same patient ID Re-attending between 3 & 9 months - Adults	577	1,121	51.5%	54.7%	52.5%	50.4%
% of FP17s for Band 1 Urgent Courses	41	1,207	3.4%	7.3%	9.3%	9.1%
% of FP17s Relating to Free Repair or Replacements	0	1,207	0.0%	1.0%	1.0%	0.8%
% of FP17s Relating to Continuations	0	1,207	0.0%	1.3%	1.5%	1.3%
% of Patients satisfied with the dentistry they have received	11	11	100.0%	93.8%	93.1%	92.7%
% of Patients satisfied with the time they had to wait for an appointment	11	11	100.0%	90.6%	89.8%	88.8%

\* This is based on patients treated on this contract for their most recent course of treatment. Figures in italics indicate the base number of FP17s or Patient Questionnaire responses are less than 100. N/A is shown where the base number of responses is less than 10 during the period. % is calculated as Quantity/Base number\*100

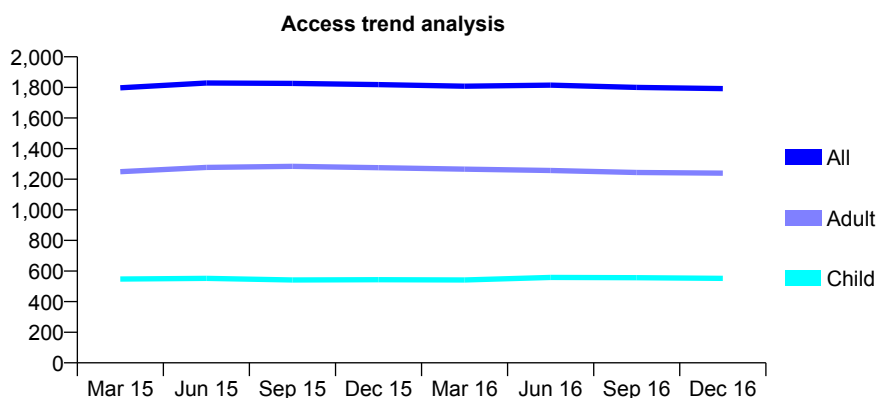
## Q50 - Vital Signs At a Glance Contract Report for 197432/0001 - December 2016

Name or company name	FINKLE HILL DENTAL CARE LTD
Contract type name	GDS Contract
Purpose of contract	General
Contract start date	01/05/2012
Contract end date	

16/17 Contracted general activity (UDA)	4,000
Carry forward general activity (UDA)	0
16/17 Contracted orthodontic activity (UOA)	0
Carry forward orthodontic activity (UOA)	0
Baseline contract value	£119,728.01

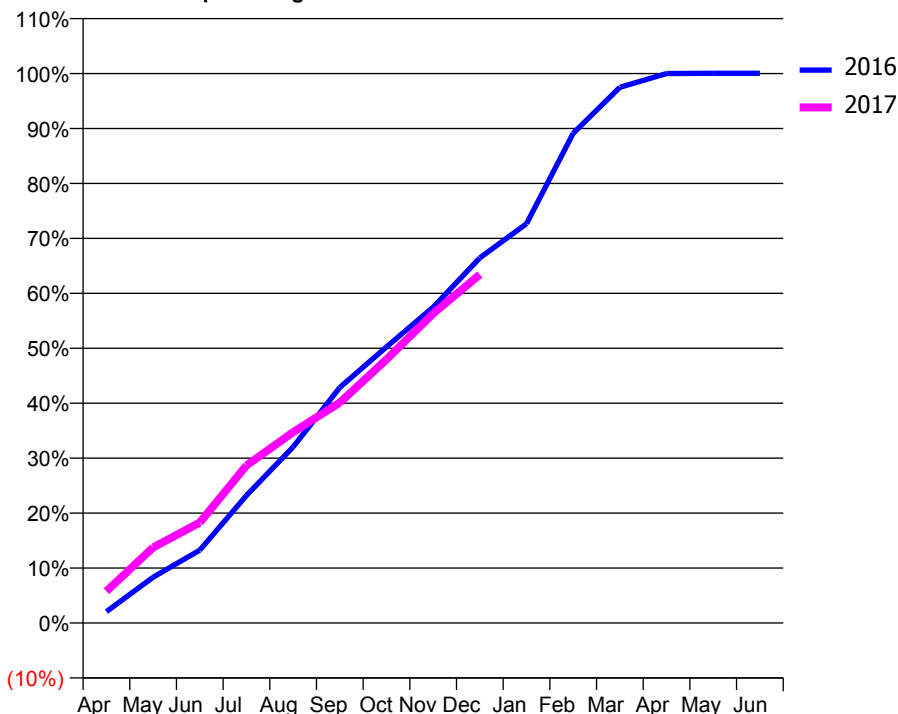
### ACCESS\*

Patients seen in 24 months	Total	Change since previous quarter
Quarter ending December 2015	1,818	
Quarter ending March 2016	1,808	→
Quarter ending June 2016	1,815	→
Quarter ending September 2016	1,800	→
Quarter ending December 2016	1,792	→
<b>Variance since December 2015</b>	<b>(1.4%)</b>	<b>↓</b>



### ACTIVITY

Cumulative percentage of contracted UDA delivered 2016 & 2017



Month	Adjusted Scheduled Activity (UDA)	
	2016	2017
April	83	231
May	333	550
June	530	732
July	929	1,146
August	1,282	1,390
September	1,715	1,604
October	2,010	1,919
November	2,299	2,252
December	2,659	2,537
January	2,907	
February	3,565	
March	3,899	
April	4,000	
May	4,002	
June	4,002	

### QUALITY

	Quantity	Base Number	Contract	AT	Region	England
% of FP17s for the same patient ID Re-attending within 3 months - Children	36	595	6.1%	10.4%	13.4%	12.4%
% of FP17s for the same patient ID Re-attending within 3 months - Adults	113	1,235	9.1%	13.7%	17.3%	16.6%
% of FP17s for the same patient ID Re-attending between 3 & 9 months - Children	416	595	69.9%	62.8%	58.9%	57.5%
% of FP17s for the same patient ID Re-attending between 3 & 9 months - Adults	843	1,235	68.3%	54.7%	52.5%	50.4%
% of FP17s for Band 1 Urgent Courses	28	1,442	1.9%	7.3%	9.3%	9.1%
% of FP17s Relating to Free Repair or Replacements	7	1,442	0.5%	1.0%	1.0%	0.8%
% of FP17s Relating to Continuations	11	1,442	0.8%	1.3%	1.5%	1.3%
% of Patients satisfied with the dentistry they have received	2	2	N/A	93.8%	93.1%	92.7%
% of Patients satisfied with the time they had to wait for an appointment	2	2	N/A	90.6%	89.8%	88.8%

\* This is based on patients treated on this contract for their most recent course of treatment. Figures in italics indicate the base number of FP17s or Patient Questionnaire responses are less than 100. N/A is shown where the base number of responses is less than 10 during the period. % is calculated as Quantity/Base number\*100

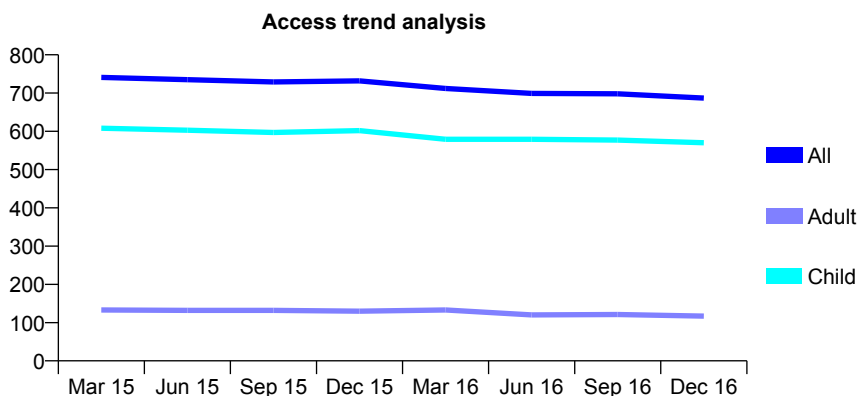
## Q50 - Vital Signs At a Glance Contract Report for 197580/0001 - December 2016

Name or company name	CLOCK TOWER DENTAL CARE LTD.
Contract type name	GDS Contract
Purpose of contract	General and Orthodontic
Contract start date	01/12/2012
Contract end date	

16/17 Contracted general activity (UDA)	2,000
Carry forward general activity (UDA)	0
16/17 Contracted orthodontic activity (UOA)	398
Carry forward orthodontic activity (UOA)	0
Baseline contract value	£90,143.92

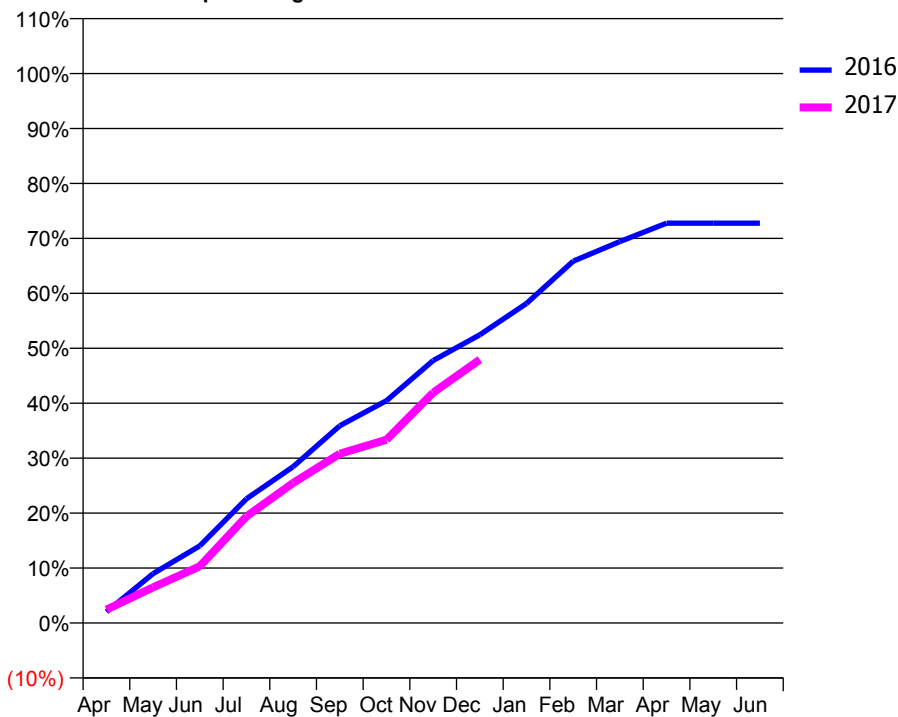
### ACCESS\*

Patients seen in 24 months	Total	Change since previous quarter
Quarter ending December 2015	732	
Quarter ending March 2016	712	↓
Quarter ending June 2016	699	↓
Quarter ending September 2016	698	→
Quarter ending December 2016	687	↓
<b>Variance since December 2015</b>	<b>(6.1%)</b>	<b>↓</b>



### ACTIVITY

Cumulative percentage of contracted UDA delivered 2016 & 2017



Month	Adjusted Scheduled Activity (UDA)	
	2016	2017
April	41	49
May	180	130
June	281	207
July	452	388
August	569	510
September	718	616
October	809	667
November	955	838
December	1,049	959
January	1,163	
February	1,317	
March	1,388	
April	1,455	
May	1,455	
June	1,455	

### QUALITY

	Quantity	Base Number	Contract	AT	Region	England
% of FP17s for the same patient ID Re-attending within 3 months - Children	83	784	10.6%	10.4%	13.4%	12.4%
% of FP17s for the same patient ID Re-attending within 3 months - Adults	1	26	3.8%	13.7%	17.3%	16.6%
% of FP17s for the same patient ID Re-attending between 3 & 9 months - Children	529	784	67.5%	62.8%	58.9%	57.5%
% of FP17s for the same patient ID Re-attending between 3 & 9 months - Adults	15	26	57.7%	54.7%	52.5%	50.4%
% of FP17s for Band 1 Urgent Courses	10	689	1.5%	7.3%	9.3%	9.1%
% of FP17s Relating to Free Repair or Replacements	0	689	0.0%	1.0%	1.0%	0.8%
% of FP17s Relating to Continuations	0	689	0.0%	1.3%	1.5%	1.3%
% of Patients satisfied with the dentistry they have received	0	0	N/A	93.8%	93.1%	92.7%
% of Patients satisfied with the time they had to wait for an appointment	0	0	N/A	90.6%	89.8%	88.8%

\* This is based on patients treated on this contract for their most recent course of treatment. Figures in italics indicate the base number of FP17s or Patient Questionnaire responses are less than 100. N/A is shown where the base number of responses is less than 10 during the period. % is calculated as Quantity/Base number\*100

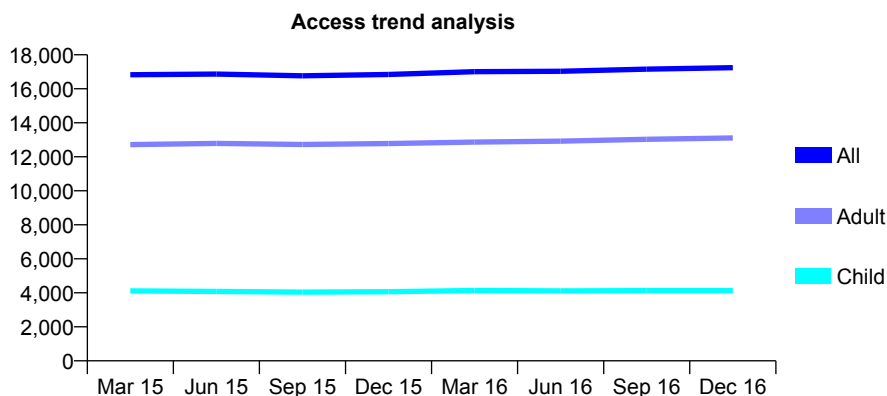
## Q50 - Vital Signs At a Glance Contract Report for 213683/0001 - December 2016

Name or company name	MRS C BOLLAND
Contract type name	GDS Contract
Purpose of contract	General
Contract start date	01/04/2006
Contract end date	

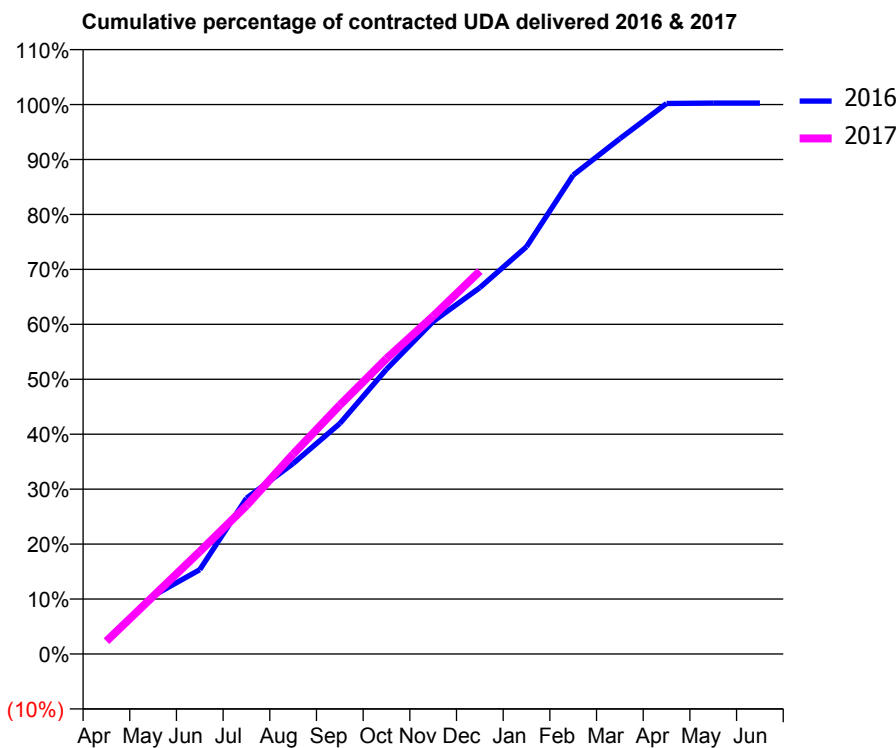
16/17 Contracted general activity (UDA)	43,039
Carry forward general activity (UDA)	0
16/17 Contracted orthodontic activity (UOA)	0
Carry forward orthodontic activity (UOA)	0
Baseline contract value	£1,063,501.88

### ACCESS\*

Patients seen in 24 months	Total	Change since previous quarter
Quarter ending December 2015	16,841	
Quarter ending March 2016	17,008	→
Quarter ending June 2016	17,034	→
Quarter ending September 2016	17,160	→
Quarter ending December 2016	17,243	→
<b>Variance since December 2015</b>	<b>2.4%</b>	<b>↑</b>



### ACTIVITY



Month	Adjusted Scheduled Activity (UDA)	
	2016	2017
April	1,093	1,011
May	4,558	4,521
June	6,603	8,029
July	12,207	11,615
August	14,916	15,661
September	18,054	19,492
October	22,300	23,139
November	26,047	26,464
December	28,699	29,993
January	31,903	
February	37,507	
March	40,359	
April	43,115	
May	43,152	
June	43,152	

### QUALITY

	Quantity	Base Number	Contract	AT	Region	England
% of FP17s for the same patient ID Re-attending within 3 months - Children	330	5,125	6.4%	10.4%	13.4%	12.4%
% of FP17s for the same patient ID Re-attending within 3 months - Adults	1,596	15,288	10.4%	13.7%	17.3%	16.6%
% of FP17s for the same patient ID Re-attending between 3 & 9 months - Children	3,620	5,125	70.6%	62.8%	58.9%	57.5%
% of FP17s for the same patient ID Re-attending between 3 & 9 months - Adults	9,845	15,288	64.4%	54.7%	52.5%	50.4%
% of FP17s for Band 1 Urgent Courses	1,331	18,748	7.1%	7.3%	9.3%	9.1%
% of FP17s Relating to Free Repair or Replacements	155	18,748	0.8%	1.0%	1.0%	0.8%
% of FP17s Relating to Continuations	182	18,748	1.0%	1.3%	1.5%	1.3%
% of Patients satisfied with the dentistry they have received	26	28	92.9%	93.8%	93.1%	92.7%
% of Patients satisfied with the time they had to wait for an appointment	26	28	92.9%	90.6%	89.8%	88.8%

\* This is based on patients treated on this contract for their most recent course of treatment. Figures in italics indicate the base number of FP17s or Patient Questionnaire responses are less than 100. N/A is shown where the base number of responses is less than 10 during the period. % is calculated as Quantity/Base number\*100

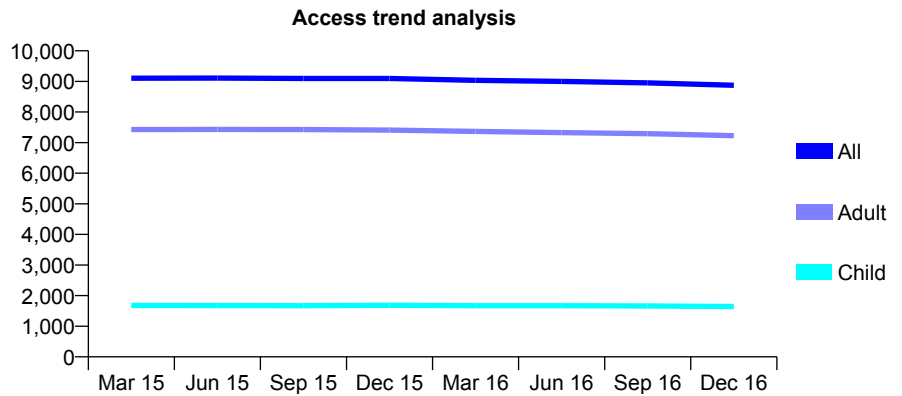
## Q50 - Vital Signs At a Glance Contract Report for 219789/0001 - December 2016

Name or company name	MR JD WHITE
Contract type name	GDS Contract
Purpose of contract	General
Contract start date	01/04/2006
Contract end date	

16/17 Contracted general activity (UDA)	25,582
Carry forward general activity (UDA)	0
16/17 Contracted orthodontic activity (UOA)	0
Carry forward orthodontic activity (UOA)	0
Baseline contract value	£739,358.33

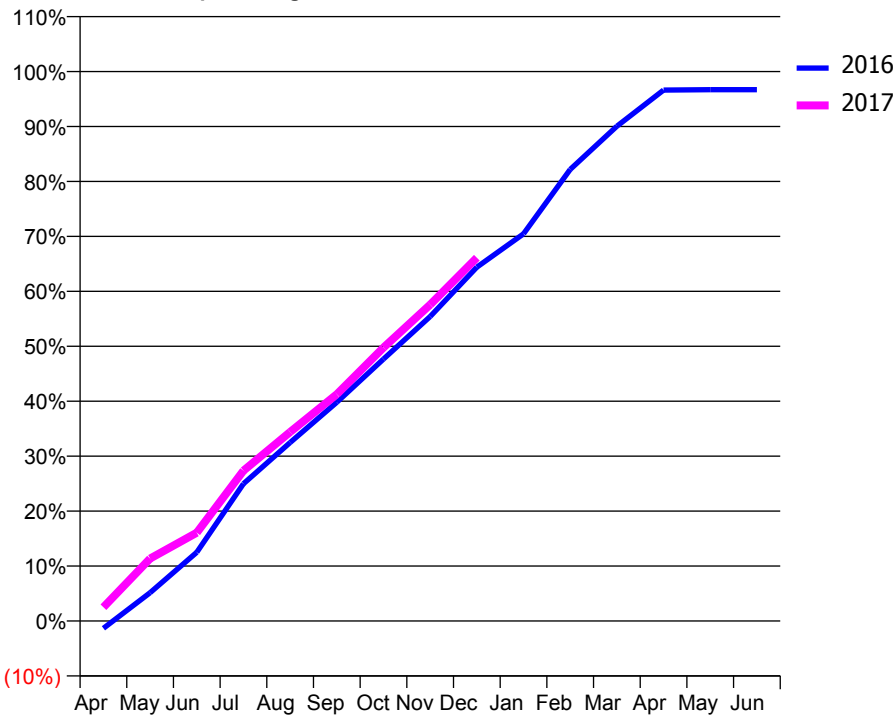
### ACCESS\*

Patients seen in 24 months	Total	Change since previous quarter
Quarter ending December 2015	9,095	
Quarter ending March 2016	9,036	→
Quarter ending June 2016	8,998	→
Quarter ending September 2016	8,952	→
Quarter ending December 2016	8,874	→
<b>Variance since December 2015</b>	<b>(2.4%)</b>	<b>↓</b>



### ACTIVITY

Cumulative percentage of contracted UDA delivered 2016 & 2017



Month	Adjusted Scheduled Activity (UDA)	
	2016	2017
April	-343	641
May	1,317	2,911
June	3,201	4,111
July	6,394	6,998
August	8,311	8,798
September	10,186	10,555
October	12,195	12,729
November	14,177	14,727
December	16,472	16,914
January	18,026	
February	21,020	
March	23,036	
April	24,717	
May	24,733	
June	24,737	

### QUALITY

	Quantity	Base Number	Contract	AT	Region	England
% of FP17s for the same patient ID Re-attending within 3 months - Children	139	2,112	6.6%	10.4%	13.4%	12.4%
% of FP17s for the same patient ID Re-attending within 3 months - Adults	1,154	8,798	13.1%	13.7%	17.3%	16.6%
% of FP17s for the same patient ID Re-attending between 3 & 9 months - Children	1,479	2,112	70.0%	62.8%	58.9%	57.5%
% of FP17s for the same patient ID Re-attending between 3 & 9 months - Adults	5,671	8,798	64.5%	54.7%	52.5%	50.4%
% of FP17s for Band 1 Urgent Courses	802	10,052	8.0%	7.3%	9.3%	9.1%
% of FP17s Relating to Free Repair or Replacements	82	10,052	0.8%	1.0%	1.0%	0.8%
% of FP17s Relating to Continuations	78	10,052	0.8%	1.3%	1.5%	1.3%
% of Patients satisfied with the dentistry they have received	19	20	95.0%	93.8%	93.1%	92.7%
% of Patients satisfied with the time they had to wait for an appointment	20	20	100.0%	90.6%	89.8%	88.8%

\* This is based on patients treated on this contract for their most recent course of treatment. Figures in italics indicate the base number of FP17s or Patient Questionnaire responses are less than 100. N/A is shown where the base number of responses is less than 10 during the period. % is calculated as Quantity/Base number\*100

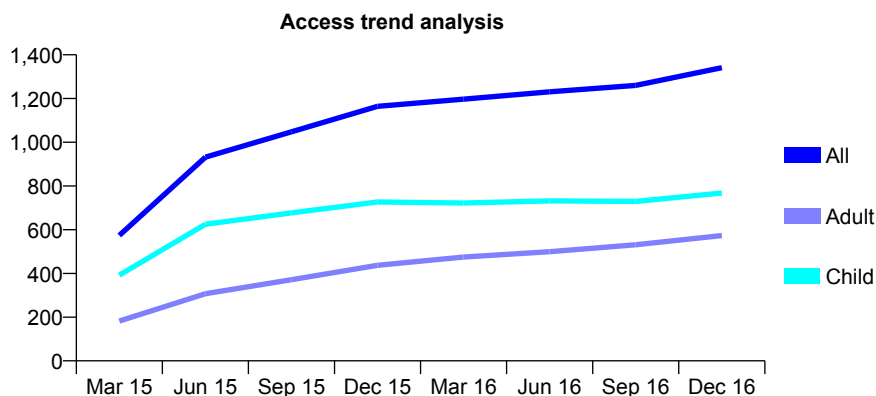
## Q50 - Vital Signs At a Glance Contract Report for 222577/0002 - December 2016

Name or company name	MR AK FINN
Contract type name	GDS Contract
Purpose of contract	General and Orthodontic
Contract start date	01/12/2014
Contract end date	

16/17 Contracted general activity (UDA)	3,545
Carry forward general activity (UDA)	0
16/17 Contracted orthodontic activity (UOA)	1,240
Carry forward orthodontic activity (UOA)	0
Baseline contract value	£192,449.26

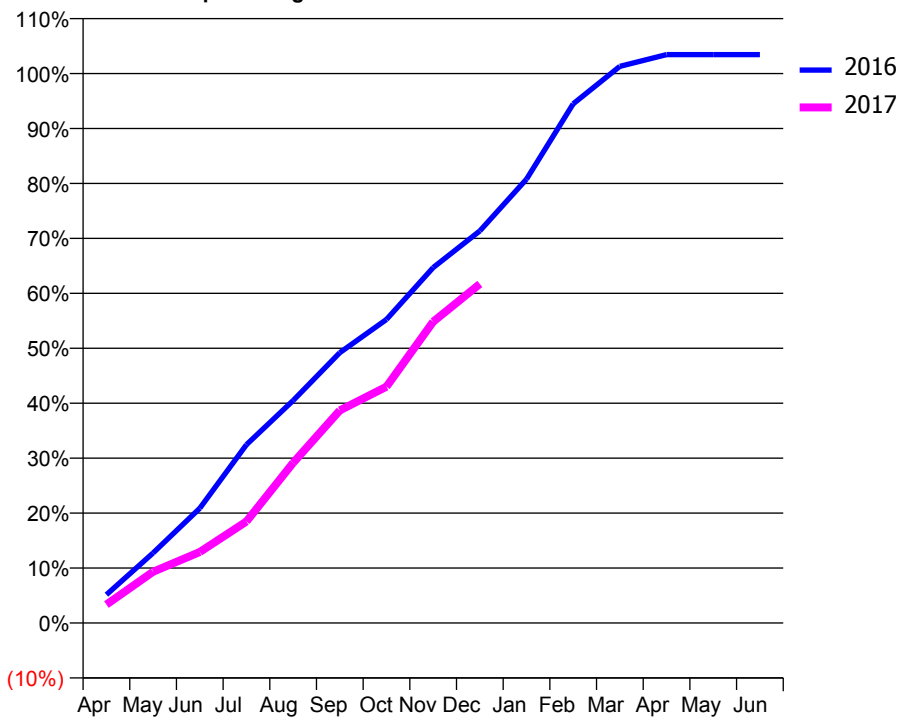
### ACCESS\*

Patients seen in 24 months	Total	Change since previous quarter
Quarter ending December 2015	1,164	
Quarter ending March 2016	1,197	↑
Quarter ending June 2016	1,231	↑
Quarter ending September 2016	1,260	↑
Quarter ending December 2016	1,341	↑
<b>Variance since December 2015</b>	<b>15.2%</b>	<b>↑</b>



### ACTIVITY

Cumulative percentage of contracted UDA delivered 2016 & 2017



Month	Adjusted Scheduled Activity (UDA)	
	2016	2017
April	183	119
May	452	331
June	740	458
July	1,151	655
August	1,435	1,034
September	1,744	1,372
October	1,958	1,524
November	2,293	1,943
December	2,530	2,188
January	2,864	
February	3,349	
March	3,591	
April	3,667	
May	3,667	
June	3,667	

### QUALITY

	Quantity	Base Number	Contract	AT	Region	England
% of FP17s for the same patient ID Re-attending within 3 months - Children	95	1,022	9.3%	10.4%	13.4%	12.4%
% of FP17s for the same patient ID Re-attending within 3 months - Adults	129	462	27.9%	13.7%	17.3%	16.6%
% of FP17s for the same patient ID Re-attending between 3 & 9 months - Children	584	1,022	57.1%	62.8%	58.9%	57.5%
% of FP17s for the same patient ID Re-attending between 3 & 9 months - Adults	209	462	45.2%	54.7%	52.5%	50.4%
% of FP17s for Band 1 Urgent Courses	183	1,288	14.2%	7.3%	9.3%	9.1%
% of FP17s Relating to Free Repair or Replacements	1	1,288	0.1%	1.0%	1.0%	0.8%
% of FP17s Relating to Continuations	18	1,288	1.4%	1.3%	1.5%	1.3%
% of Patients satisfied with the dentistry they have received	2	2	N/A	93.8%	93.1%	92.7%
% of Patients satisfied with the time they had to wait for an appointment	1	2	N/A	90.6%	89.8%	88.8%

\* This is based on patients treated on this contract for their most recent course of treatment. Figures in italics indicate the base number of FP17s or Patient Questionnaire responses are less than 100. N/A is shown where the base number of responses is less than 10 during the period. % is calculated as Quantity/Base number\*100



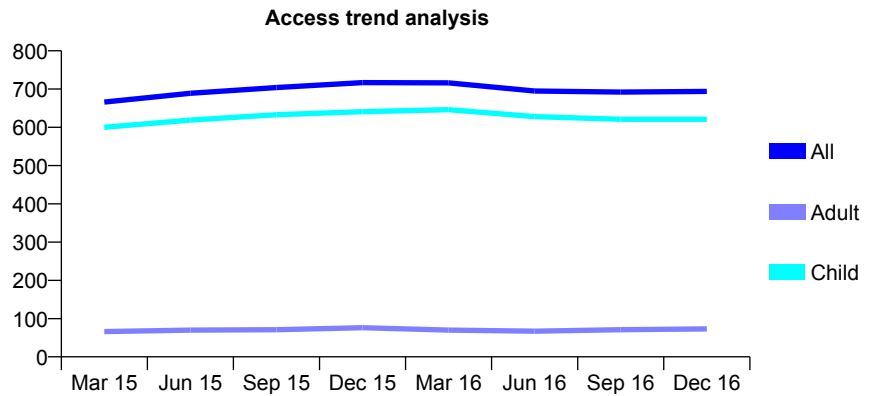
## Q50 - Vital Signs At a Glance Contract Report for 239534/0001 - December 2016

Name or company name	MR KW LOFTHOUSE
Contract type name	GDS Contract
Purpose of contract	General
Contract start date	01/04/2006
Contract end date	

16/17 Contracted general activity (UDA)	1,442
Carry forward general activity (UDA)	0
16/17 Contracted orthodontic activity (UOA)	0
Carry forward orthodontic activity (UOA)	0
Baseline contract value	£50,282.83

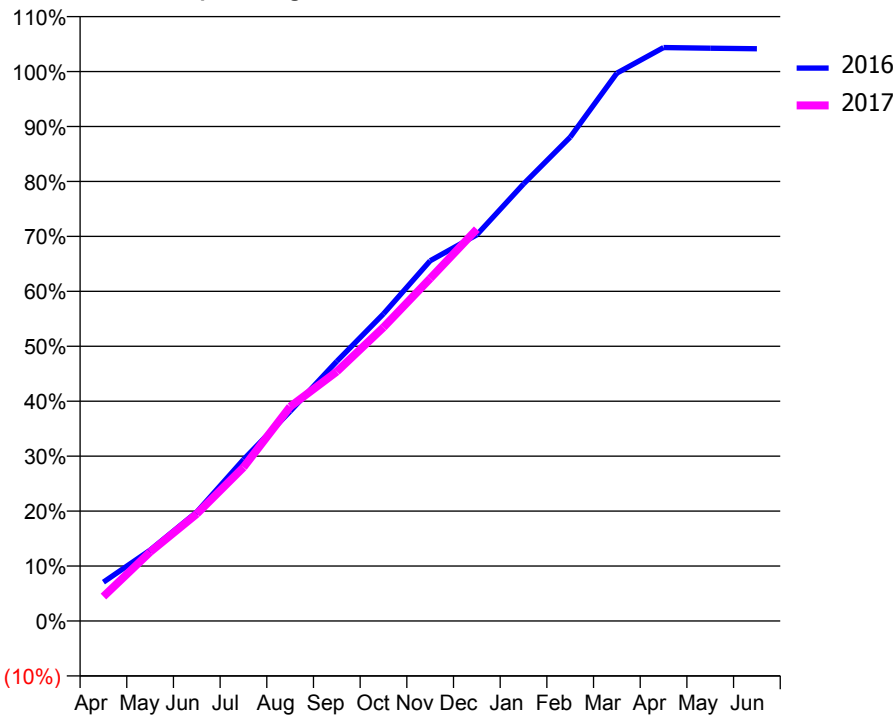
### ACCESS\*

Patients seen in 24 months	Total	Change since previous quarter
Quarter ending December 2015	717	
Quarter ending March 2016	716	→
Quarter ending June 2016	695	↓
Quarter ending September 2016	692	→
Quarter ending December 2016	694	→
<b>Variance since December 2015</b>	<b>(3.2%)</b>	<b>↓</b>



### ACTIVITY

Cumulative percentage of contracted UDA delivered 2016 & 2017



Month	Adjusted Scheduled Activity (UDA)	
	2016	2017
April	102	64
May	186	181
June	286	281
July	424	403
August	550	563
September	682	654
October	806	771
November	945	899
December	1,014	1,028
January	1,147	
February	1,270	
March	1,438	
April	1,505	
May	1,503	
June	1,502	

### QUALITY

	Quantity	Base Number	Contract	AT	Region	England
% of FP17s for the same patient ID Re-attending within 3 months - Children	54	804	6.7%	10.4%	13.4%	12.4%
% of FP17s for the same patient ID Re-attending within 3 months - Adults	4	34	11.8%	13.7%	17.3%	16.6%
% of FP17s for the same patient ID Re-attending between 3 & 9 months - Children	539	804	67.0%	62.8%	58.9%	57.5%
% of FP17s for the same patient ID Re-attending between 3 & 9 months - Adults	19	34	55.9%	54.7%	52.5%	50.4%
% of FP17s for Band 1 Urgent Courses	22	786	2.8%	7.3%	9.3%	9.1%
% of FP17s Relating to Free Repair or Replacements	0	786	0.0%	1.0%	1.0%	0.8%
% of FP17s Relating to Continuations	0	786	0.0%	1.3%	1.5%	1.3%
% of Patients satisfied with the dentistry they have received	1	1	N/A	93.8%	93.1%	92.7%
% of Patients satisfied with the time they had to wait for an appointment	1	1	N/A	90.6%	89.8%	88.8%

\* This is based on patients treated on this contract for their most recent course of treatment. Figures in italics indicate the base number of FP17s or Patient Questionnaire responses are less than 100. N/A is shown where the base number of responses is less than 10 during the period. % is calculated as Quantity/Base number\*100

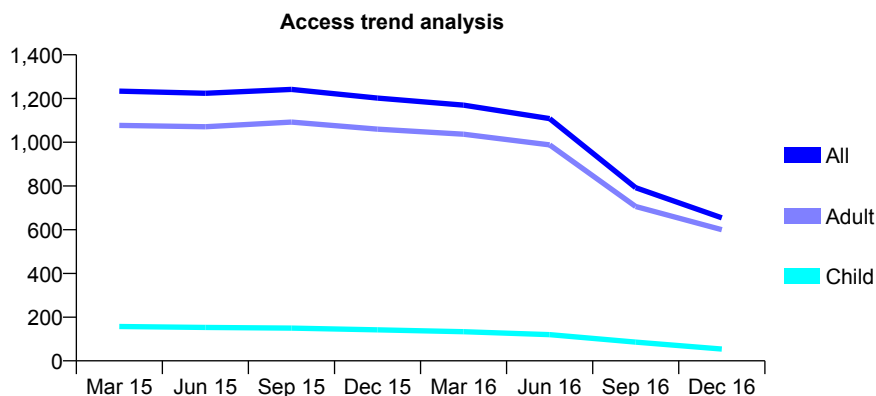
## Q50 - Vital Signs At a Glance Contract Report for 243493/0001 - December 2016

Name or company name	MR CH BEE
Contract type name	GDS Contract
Purpose of contract	General
Contract start date	01/04/2006
Contract end date	30/04/2016

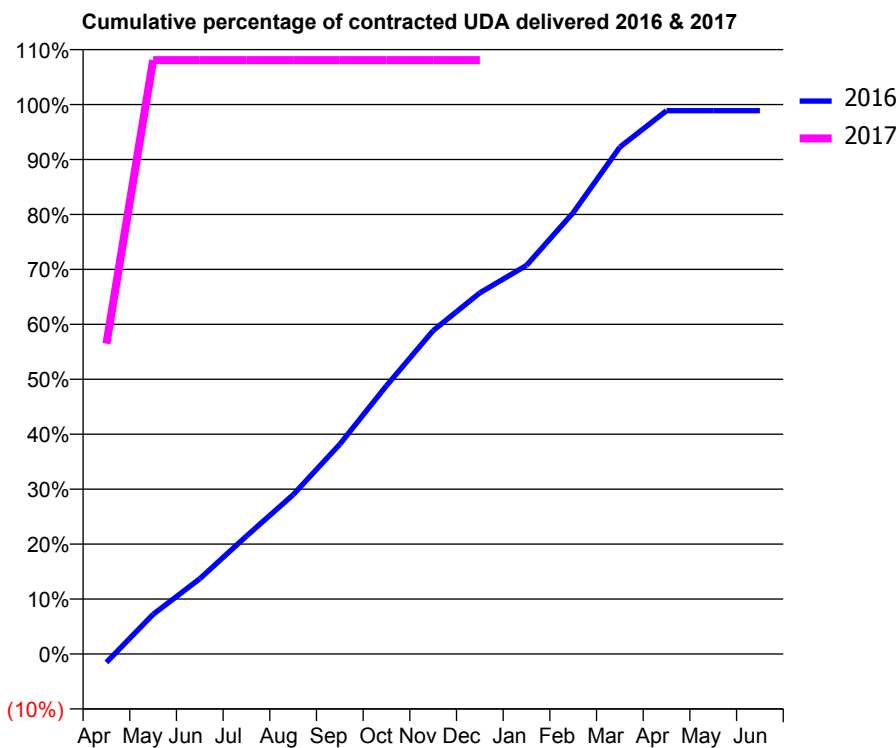
16/17 Contracted general activity (UDA)	342
Carry forward general activity (UDA)	0
16/17 Contracted orthodontic activity (UOA)	0
Carry forward orthodontic activity (UOA)	0
Baseline contract value	£8,728.56

### ACCESS\*

Patients seen in 24 months	Total	Change since previous quarter
Quarter ending December 2015	1,202	
Quarter ending March 2016	1,170	↓
Quarter ending June 2016	1,108	↓
Quarter ending September 2016	792	↓
Quarter ending December 2016	654	↓
<b>Variance since December 2015</b>	<b>(45.6%)</b>	<b>↓</b>



### ACTIVITY



Month	Adjusted Scheduled Activity (UDA)	
	2016	2017
April	-63	193
May	296	370
June	562	370
July	880	370
August	1,189	370
September	1,566	370
October	2,004	370
November	2,414	370
December	2,696	370
January	2,901	
February	3,294	
March	3,784	
April	4,056	
May	4,056	
June	4,056	

### QUALITY

	Quantity	Base Number	Contract	AT	Region	England
% of FP17s for the same patient ID Re-attending within 3 months - Children	1	21	4.8%	10.4%	13.4%	12.4%
% of FP17s for the same patient ID Re-attending within 3 months - Adults	30	195	15.4%	13.7%	17.3%	16.6%
% of FP17s for the same patient ID Re-attending between 3 & 9 months - Children	13	21	61.9%	62.8%	58.9%	57.5%
% of FP17s for the same patient ID Re-attending between 3 & 9 months - Adults	95	195	48.7%	54.7%	52.5%	50.4%
% of FP17s for Band 1 Urgent Courses	3	132	2.3%	7.3%	9.3%	9.1%
% of FP17s Relating to Free Repair or Replacements	0	132	0.0%	1.0%	1.0%	0.8%
% of FP17s Relating to Continuations	3	132	2.3%	1.3%	1.5%	1.3%
% of Patients satisfied with the dentistry they have received	0	0	N/A	93.8%	93.1%	92.7%
% of Patients satisfied with the time they had to wait for an appointment	0	0	N/A	90.6%	89.8%	88.8%

\* This is based on patients treated on this contract for their most recent course of treatment. Figures in italics indicate the base number of FP17s or Patient Questionnaire responses are less than 100. N/A is shown where the base number of responses is less than 10 during the period. % is calculated as Quantity/Base number\*100

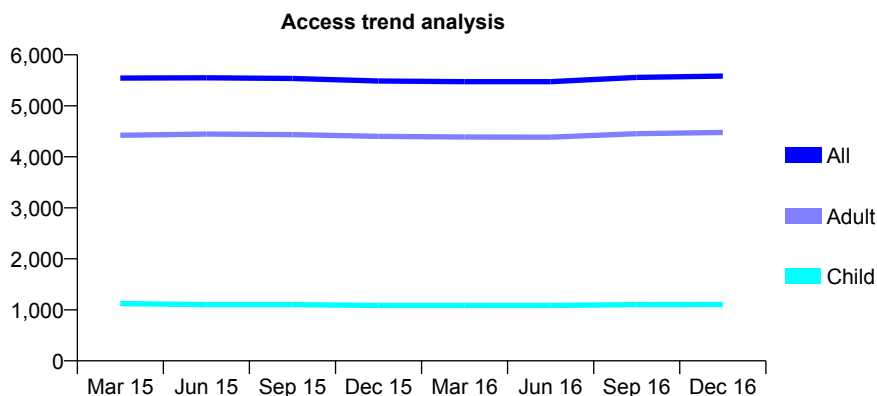
## Q50 - Vital Signs At a Glance Contract Report for 243892/0002 - December 2016

Name or company name	MR JA MCCOURT
Contract type name	GDS Contract
Purpose of contract	General
Contract start date	01/04/2006
Contract end date	

16/17 Contracted general activity (UDA)	19,750
Carry forward general activity (UDA)	0
16/17 Contracted orthodontic activity (UOA)	0
Carry forward orthodontic activity (UOA)	0
Baseline contract value	£569,686.91

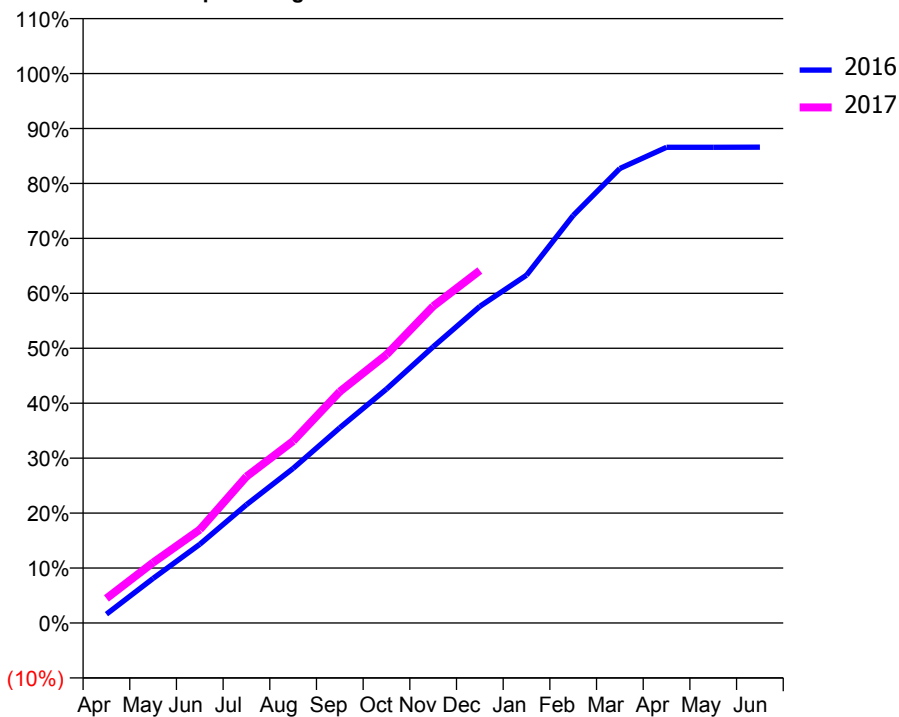
### ACCESS\*

Patients seen in 24 months	Total	Change since previous quarter
Quarter ending December 2015	5,486	
Quarter ending March 2016	5,473	→
Quarter ending June 2016	5,473	→
Quarter ending September 2016	5,556	→
Quarter ending December 2016	5,583	→
<b>Variance since December 2015</b>	<b>1.8%</b>	<b>→</b>



### ACTIVITY

Cumulative percentage of contracted UDA delivered 2016 & 2017



Month	Adjusted Scheduled Activity (UDA)	
	2016	2017
April	320	883
May	1,605	2,174
June	2,829	3,359
July	4,254	5,265
August	5,557	6,539
September	7,020	8,319
October	8,411	9,645
November	9,929	11,387
December	11,378	12,672
January	12,500	
February	14,648	
March	16,335	
April	17,097	
May	17,099	
June	17,102	

### QUALITY

	Quantity	Base Number	Contract	AT	Region	England
% of FP17s for the same patient ID Re-attending within 3 months - Children	64	1,478	4.3%	10.4%	13.4%	12.4%
% of FP17s for the same patient ID Re-attending within 3 months - Adults	394	5,094	7.7%	13.7%	17.3%	16.6%
% of FP17s for the same patient ID Re-attending between 3 & 9 months - Children	1,132	1,478	76.6%	62.8%	58.9%	57.5%
% of FP17s for the same patient ID Re-attending between 3 & 9 months - Adults	3,624	5,094	71.1%	54.7%	52.5%	50.4%
% of FP17s for Band 1 Urgent Courses	88	6,204	1.4%	7.3%	9.3%	9.1%
% of FP17s Relating to Free Repair or Replacements	48	6,204	0.8%	1.0%	1.0%	0.8%
% of FP17s Relating to Continuations	54	6,204	0.9%	1.3%	1.5%	1.3%
% of Patients satisfied with the dentistry they have received	18	19	94.7%	93.8%	93.1%	92.7%
% of Patients satisfied with the time they had to wait for an appointment	19	19	100.0%	90.6%	89.8%	88.8%

\* This is based on patients treated on this contract for their most recent course of treatment. Figures in italics indicate the base number of FP17s or Patient Questionnaire responses are less than 100. N/A is shown where the base number of responses is less than 10 during the period. % is calculated as Quantity/Base number\*100

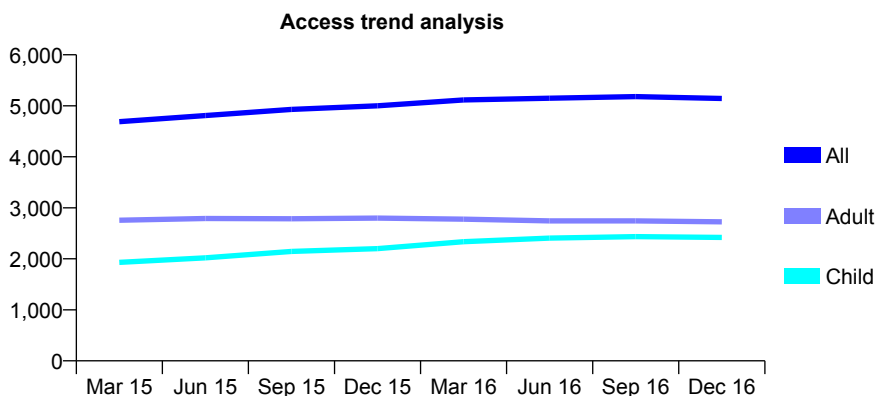
## Q50 - Vital Signs At a Glance Contract Report for 278564/0001 - December 2016

Name or company name	MR K LEESON
Contract type name	GDS Contract
Purpose of contract	General
Contract start date	14/01/2008
Contract end date	

16/17 Contracted general activity (UDA)	9,708
Carry forward general activity (UDA)	0
16/17 Contracted orthodontic activity (UOA)	0
Carry forward orthodontic activity (UOA)	0
Baseline contract value	£287,999.75

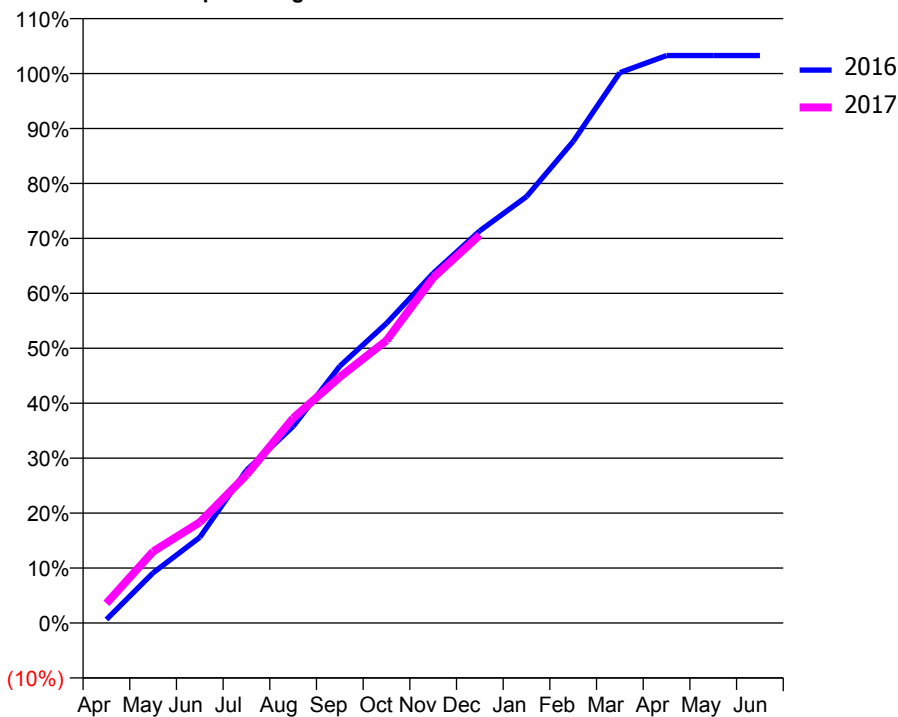
### ACCESS\*

Patients seen in 24 months	Total	Change since previous quarter
Quarter ending December 2015	5,000	
Quarter ending March 2016	5,116	↑
Quarter ending June 2016	5,150	→
Quarter ending September 2016	5,181	→
Quarter ending December 2016	5,145	→
<b>Variance since December 2015</b>	<b>2.9%</b>	<b>↑</b>



### ACTIVITY

Cumulative percentage of contracted UDA delivered 2016 & 2017



Month	Adjusted Scheduled Activity (UDA)	
	2016	2017
April	64	347
May	888	1,264
June	1,515	1,781
July	2,698	2,616
August	3,473	3,620
September	4,538	4,345
October	5,294	4,992
November	6,177	6,100
December	6,929	6,857
January	7,533	
February	8,509	
March	9,723	
April	10,025	
May	10,025	
June	10,026	

### QUALITY

	Quantity	Base Number	Contract	AT	Region	England
% of FP17s for the same patient ID Re-attending within 3 months - Children	301	3,182	9.5%	10.4%	13.4%	12.4%
% of FP17s for the same patient ID Re-attending within 3 months - Adults	414	3,103	13.3%	13.7%	17.3%	16.6%
% of FP17s for the same patient ID Re-attending between 3 & 9 months - Children	2,280	3,182	71.7%	62.8%	58.9%	57.5%
% of FP17s for the same patient ID Re-attending between 3 & 9 months - Adults	2,253	3,103	72.6%	54.7%	52.5%	50.4%
% of FP17s for Band 1 Urgent Courses	236	4,966	4.8%	7.3%	9.3%	9.1%
% of FP17s Relating to Free Repair or Replacements	15	4,966	0.3%	1.0%	1.0%	0.8%
% of FP17s Relating to Continuations	55	4,966	1.1%	1.3%	1.5%	1.3%
% of Patients satisfied with the dentistry they have received	5	7	N/A	93.8%	93.1%	92.7%
% of Patients satisfied with the time they had to wait for an appointment	7	7	N/A	90.6%	89.8%	88.8%

\* This is based on patients treated on this contract for their most recent course of treatment. Figures in italics indicate the base number of FP17s or Patient Questionnaire responses are less than 100. N/A is shown where the base number of responses is less than 10 during the period. % is calculated as Quantity/Base number\*100

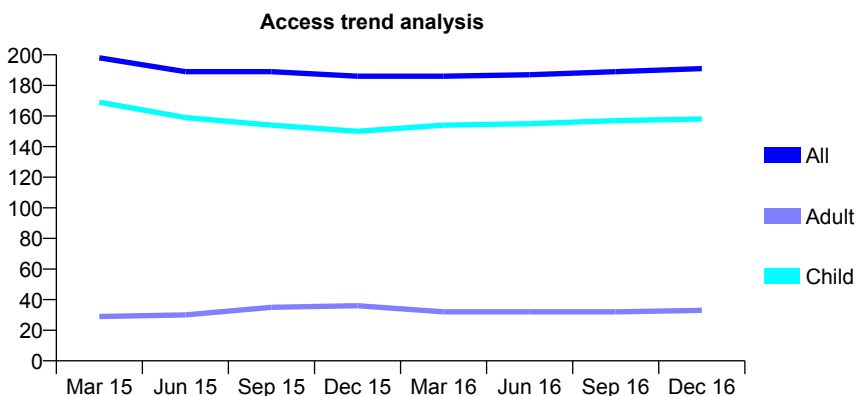
## Q50 - Vital Signs At a Glance Contract Report for 309850/0001 - December 2016

Name or company name	MR JJ SCARLETT
Contract type name	GDS Contract
Purpose of contract	General
Contract start date	01/04/2006
Contract end date	

16/17 Contracted general activity (UDA)	572
Carry forward general activity (UDA)	0
16/17 Contracted orthodontic activity (UOA)	0
Carry forward orthodontic activity (UOA)	0
Baseline contract value	£13,179.66

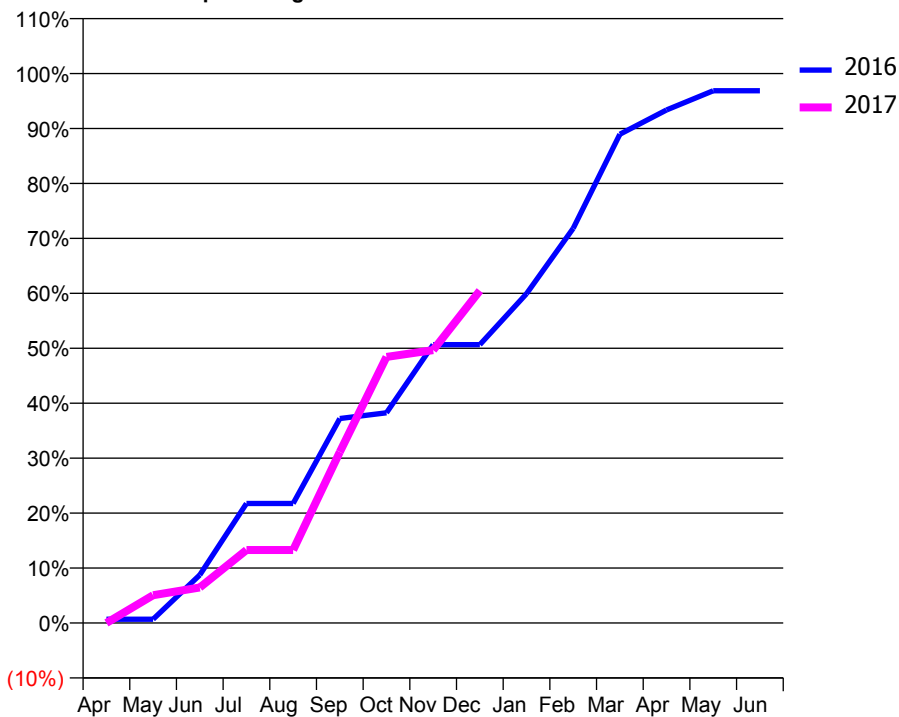
### ACCESS\*

Patients seen in 24 months	Total	Change since previous quarter
Quarter ending December 2015	186	
Quarter ending March 2016	186	→
Quarter ending June 2016	187	→
Quarter ending September 2016	189	→
Quarter ending December 2016	191	→
<b>Variance since December 2015</b>	<b>2.7%</b>	<b>↑</b>



### ACTIVITY

Cumulative percentage of contracted UDA delivered 2016 & 2017



Month	Adjusted Scheduled Activity (UDA)	
	2016	2017
April	4	0
May	4	29
June	50	37
July	124	76
August	124	76
September	213	178
October	219	277
November	290	284
December	290	346
January	343	
February	411	
March	509	
April	534	
May	554	
June	554	

### QUALITY

	Quantity	Base Number	Contract	AT	Region	England
% of FP17s for the same patient ID Re-attending within 3 months - Children	7	167	4.2%	10.4%	13.4%	12.4%
% of FP17s for the same patient ID Re-attending within 3 months - Adults	0	12	0.0%	13.7%	17.3%	16.6%
% of FP17s for the same patient ID Re-attending between 3 & 9 months - Children	120	167	71.9%	62.8%	58.9%	57.5%
% of FP17s for the same patient ID Re-attending between 3 & 9 months - Adults	11	12	91.7%	54.7%	52.5%	50.4%
% of FP17s for Band 1 Urgent Courses	0	159	0.0%	7.3%	9.3%	9.1%
% of FP17s Relating to Free Repair or Replacements	0	159	0.0%	1.0%	1.0%	0.8%
% of FP17s Relating to Continuations	0	159	0.0%	1.3%	1.5%	1.3%
% of Patients satisfied with the dentistry they have received	0	0	N/A	93.8%	93.1%	92.7%
% of Patients satisfied with the time they had to wait for an appointment	0	0	N/A	90.6%	89.8%	88.8%

\* This is based on patients treated on this contract for their most recent course of treatment. Figures in italics indicate the base number of FP17s or Patient Questionnaire responses are less than 100. N/A is shown where the base number of responses is less than 10 during the period. % is calculated as Quantity/Base number\*100

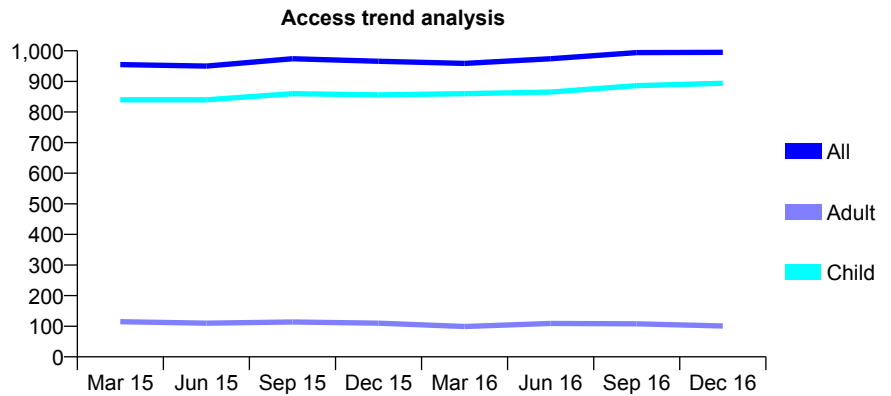
## Q50 - Vital Signs At a Glance Contract Report for 321524/0001 - December 2016

Name or company name	MR ML LUND
Contract type name	GDS Contract
Purpose of contract	General
Contract start date	01/04/2006
Contract end date	

16/17 Contracted general activity (UDA)	2,362
Carry forward general activity (UDA)	0
16/17 Contracted orthodontic activity (UOA)	0
Carry forward orthodontic activity (UOA)	0
Baseline contract value	£71,864.20

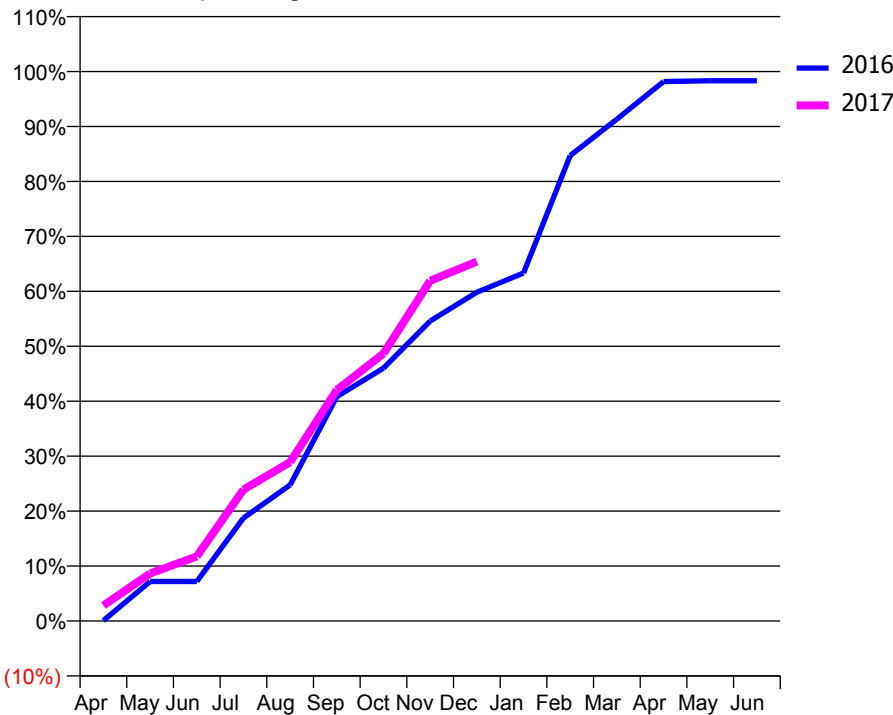
### ACCESS\*

Patients seen in 24 months	Total	Change since previous quarter
Quarter ending December 2015	966	
Quarter ending March 2016	959	→
Quarter ending June 2016	974	→
Quarter ending September 2016	994	↑
Quarter ending December 2016	995	→
<b>Variance since December 2015</b>	<b>3.0%</b>	<b>↑</b>



### ACTIVITY

Cumulative percentage of contracted UDA delivered 2016 & 2017



Month	Adjusted Scheduled Activity (UDA)	
	2016	2017
April	2	67
May	170	204
June	170	278
July	443	565
August	585	683
September	964	993
October	1,087	1,150
November	1,289	1,462
December	1,413	1,545
January	1,496	
February	2,001	
March	2,157	
April	2,319	
May	2,322	
June	2,322	

### QUALITY

	Quantity	Base Number	Contract	AT	Region	England
% of FP17s for the same patient ID Re-attending within 3 months - Children	100	1,205	8.3%	10.4%	13.4%	12.4%
% of FP17s for the same patient ID Re-attending within 3 months - Adults	0	0	N/A	13.7%	17.3%	16.6%
% of FP17s for the same patient ID Re-attending between 3 & 9 months - Children	894	1,205	74.2%	62.8%	58.9%	57.5%
% of FP17s for the same patient ID Re-attending between 3 & 9 months - Adults	0	0	N/A	54.7%	52.5%	50.4%
% of FP17s for Band 1 Urgent Courses	19	1,094	1.7%	7.3%	9.3%	9.1%
% of FP17s Relating to Free Repair or Replacements	0	1,094	0.0%	1.0%	1.0%	0.8%
% of FP17s Relating to Continuations	0	1,094	0.0%	1.3%	1.5%	1.3%
% of Patients satisfied with the dentistry they have received	1	1	N/A	93.8%	93.1%	92.7%
% of Patients satisfied with the time they had to wait for an appointment	1	1	N/A	90.6%	89.8%	88.8%

\* This is based on patients treated on this contract for their most recent course of treatment. Figures in italics indicate the base number of FP17s or Patient Questionnaire responses are less than 100. N/A is shown where the base number of responses is less than 10 during the period. % is calculated as Quantity/Base number\*100

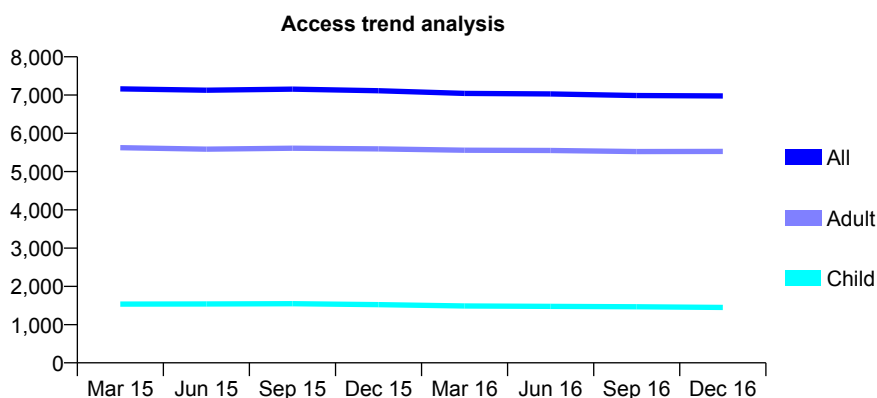
## Q50 - Vital Signs At a Glance Contract Report for 328170/0001 - December 2016

Name or company name	MR CD AYER
Contract type name	GDS Contract
Purpose of contract	General
Contract start date	01/04/2006
Contract end date	

16/17 Contracted general activity (UDA)	22,000
Carry forward general activity (UDA)	0
16/17 Contracted orthodontic activity (UOA)	0
Carry forward orthodontic activity (UOA)	0
Baseline contract value	£602,300.46

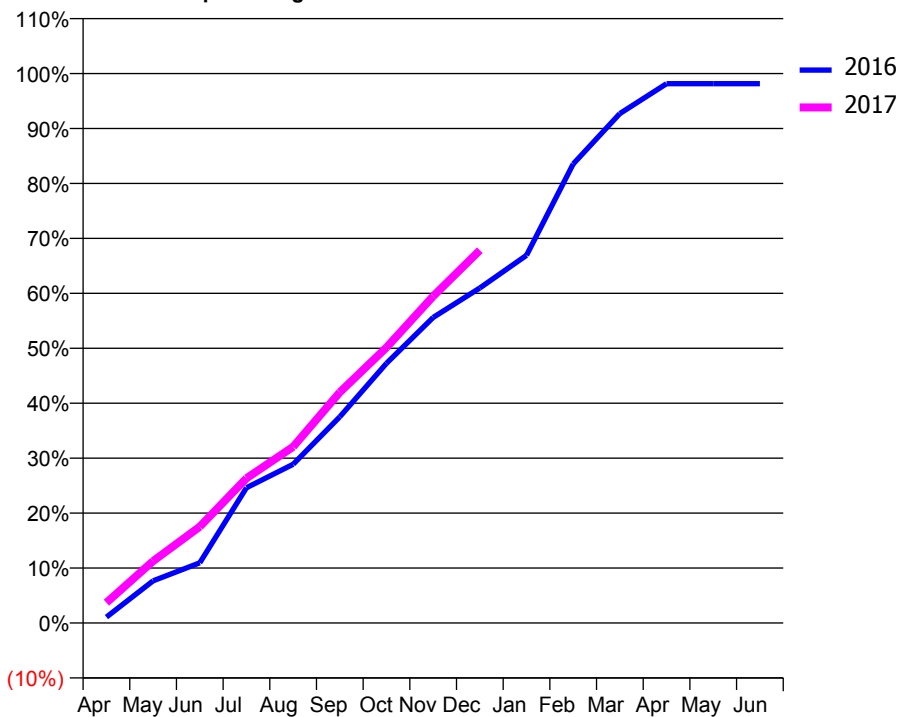
### ACCESS\*

Patients seen in 24 months	Total	Change since previous quarter
Quarter ending December 2015	7,114	
Quarter ending March 2016	7,043	→
Quarter ending June 2016	7,029	→
Quarter ending September 2016	6,988	→
Quarter ending December 2016	6,977	→
<b>Variance since December 2015</b>	<b>(1.9%)</b>	<b>↓</b>



### ACTIVITY

Cumulative percentage of contracted UDA delivered 2016 & 2017



Month	Adjusted Scheduled Activity (UDA)	
	2016	2017
April	240	813
May	1,687	2,482
June	2,413	3,858
July	5,416	5,797
August	6,353	7,056
September	8,256	9,241
October	10,395	11,034
November	12,232	13,081
December	13,413	14,923
January	14,719	
February	18,379	
March	20,398	
April	21,594	
May	21,594	
June	21,594	

### QUALITY

	Quantity	Base Number	Contract	AT	Region	England
% of FP17s for the same patient ID Re-attending within 3 months - Children	109	1,672	6.5%	10.4%	13.4%	12.4%
% of FP17s for the same patient ID Re-attending within 3 months - Adults	484	5,209	9.3%	13.7%	17.3%	16.6%
% of FP17s for the same patient ID Re-attending between 3 & 9 months - Children	1,064	1,672	63.6%	62.8%	58.9%	57.5%
% of FP17s for the same patient ID Re-attending between 3 & 9 months - Adults	2,553	5,209	49.0%	54.7%	52.5%	50.4%
% of FP17s for Band 1 Urgent Courses	169	6,396	2.6%	7.3%	9.3%	9.1%
% of FP17s Relating to Free Repair or Replacements	107	6,396	1.7%	1.0%	1.0%	0.8%
% of FP17s Relating to Continuations	99	6,396	1.5%	1.3%	1.5%	1.3%
% of Patients satisfied with the dentistry they have received	14	15	93.3%	93.8%	93.1%	92.7%
% of Patients satisfied with the time they had to wait for an appointment	14	15	93.3%	90.6%	89.8%	88.8%

\* This is based on patients treated on this contract for their most recent course of treatment. Figures in italics indicate the base number of FP17s or Patient Questionnaire responses are less than 100. N/A is shown where the base number of responses is less than 10 during the period. % is calculated as Quantity/Base number\*100



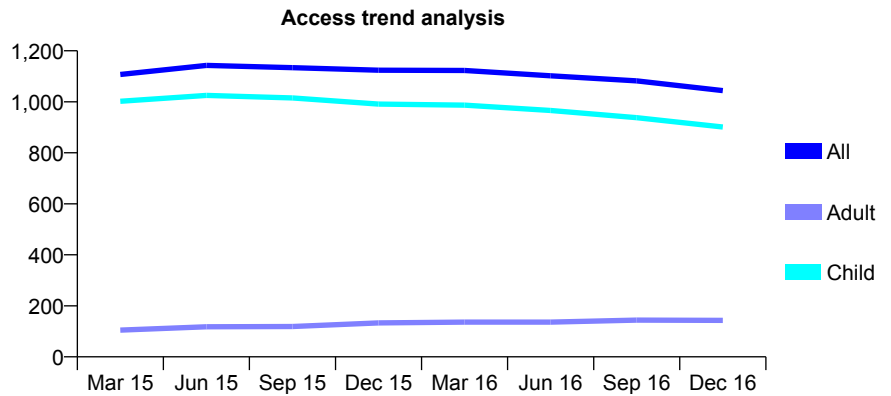
## Q50 - Vital Signs At a Glance Contract Report for 334855/0001 - December 2016

Name or company name	MRS CJ TANNAHILL
Contract type name	GDS Contract
Purpose of contract	General
Contract start date	01/04/2007
Contract end date	

16/17 Contracted general activity (UDA)	2,200
Carry forward general activity (UDA)	0
16/17 Contracted orthodontic activity (UOA)	0
Carry forward orthodontic activity (UOA)	0
Baseline contract value	£48,449.49

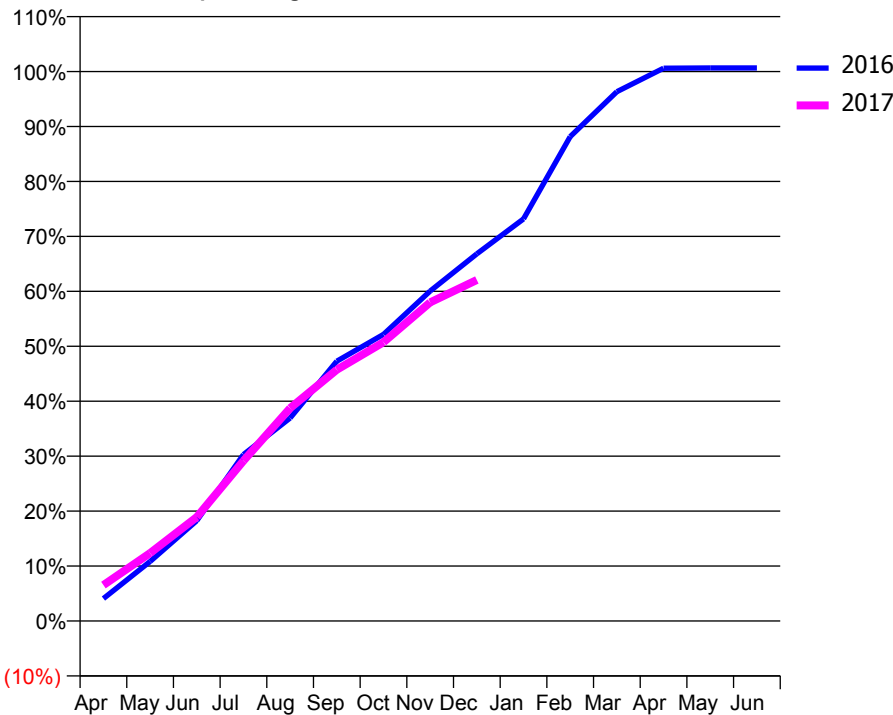
### ACCESS\*

Patients seen in 24 months	Total	Change since previous quarter
Quarter ending December 2015	1,124	
Quarter ending March 2016	1,123	→
Quarter ending June 2016	1,102	↓
Quarter ending September 2016	1,082	↓
Quarter ending December 2016	1,044	↓
<b>Variance since December 2015</b>	<b>(7.1%)</b>	<b>↓</b>



### ACTIVITY

Cumulative percentage of contracted UDA delivered 2016 & 2017



Month	Adjusted Scheduled Activity (UDA)	
	2016	2017
April	90	144
May	238	272
June	402	416
July	667	641
August	813	852
September	1,040	1,006
October	1,147	1,116
November	1,321	1,276
December	1,470	1,366
January	1,610	
February	1,939	
March	2,119	
April	2,213	
May	2,214	
June	2,214	

### QUALITY

	Quantity	Base Number	Contract	AT	Region	England
% of FP17s for the same patient ID Re-attending within 3 months - Children	104	1,084	9.6%	10.4%	13.4%	12.4%
% of FP17s for the same patient ID Re-attending within 3 months - Adults	1	49	2.0%	13.7%	17.3%	16.6%
% of FP17s for the same patient ID Re-attending between 3 & 9 months - Children	796	1,084	73.4%	62.8%	58.9%	57.5%
% of FP17s for the same patient ID Re-attending between 3 & 9 months - Adults	36	49	73.5%	54.7%	52.5%	50.4%
% of FP17s for Band 1 Urgent Courses	8	1,062	0.8%	7.3%	9.3%	9.1%
% of FP17s Relating to Free Repair or Replacements	0	1,062	0.0%	1.0%	1.0%	0.8%
% of FP17s Relating to Continuations	0	1,062	0.0%	1.3%	1.5%	1.3%
% of Patients satisfied with the dentistry they have received	1	1	N/A	93.8%	93.1%	92.7%
% of Patients satisfied with the time they had to wait for an appointment	1	1	N/A	90.6%	89.8%	88.8%

\* This is based on patients treated on this contract for their most recent course of treatment. Figures in italics indicate the base number of FP17s or Patient Questionnaire responses are less than 100. N/A is shown where the base number of responses is less than 10 during the period. % is calculated as Quantity/Base number\*100

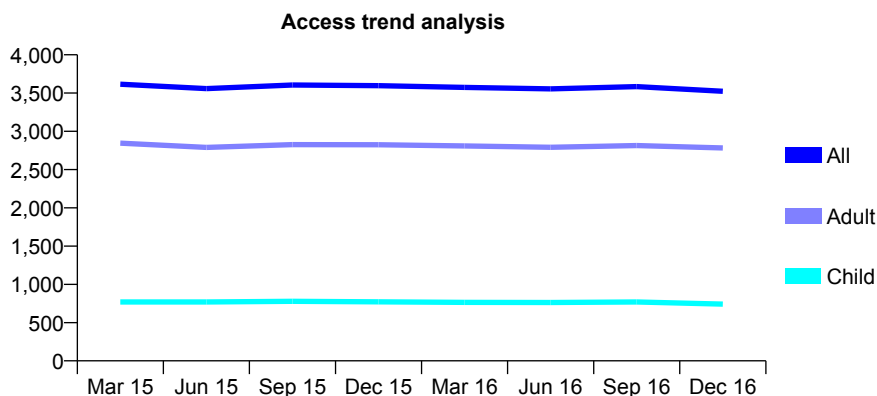
## Q50 - Vital Signs At a Glance Contract Report for 336998/0001 - December 2016

Name or company name	MR C LANGLEY
Contract type name	GDS Contract
Purpose of contract	General
Contract start date	01/04/2006
Contract end date	

16/17 Contracted general activity (UDA)	9,188
Carry forward general activity (UDA)	0
16/17 Contracted orthodontic activity (UOA)	0
Carry forward orthodontic activity (UOA)	0
Baseline contract value	£279,017.57

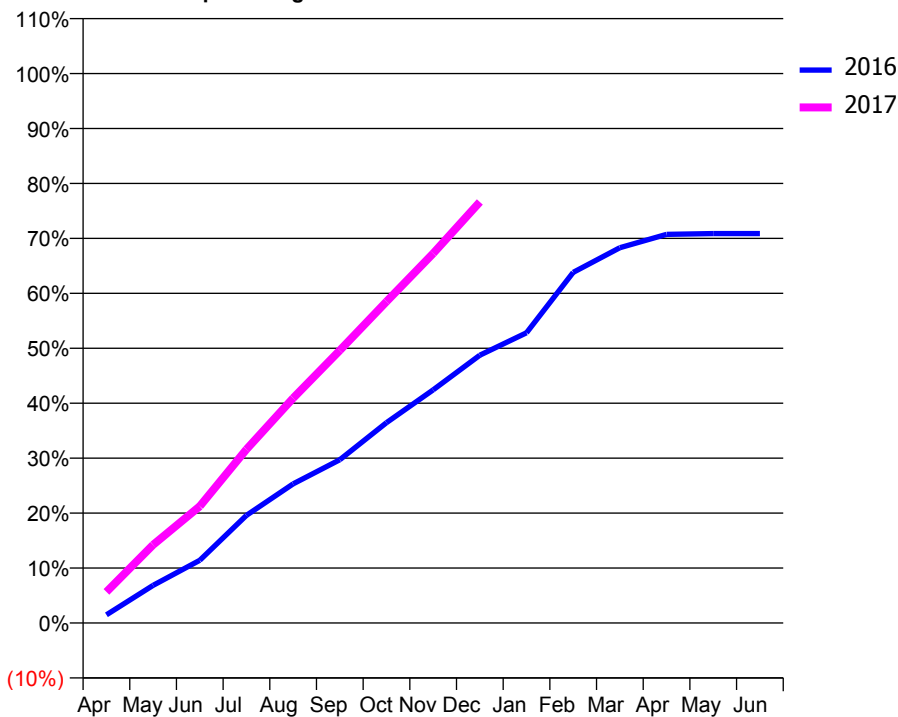
### ACCESS\*

Patients seen in 24 months	Total	Change since previous quarter
Quarter ending December 2015	3,597	
Quarter ending March 2016	3,573	→
Quarter ending June 2016	3,554	→
Quarter ending September 2016	3,584	→
Quarter ending December 2016	3,523	↓
<b>Variance since December 2015</b>	<b>(2.1%)</b>	<b>↓</b>



### ACTIVITY

Cumulative percentage of contracted UDA delivered 2016 & 2017



Month	Adjusted Scheduled Activity (UDA)	
	2016	2017
April	158	521
May	720	1,309
June	1,200	1,952
July	2,058	2,903
August	2,659	3,759
September	3,121	4,558
October	3,829	5,375
November	4,456	6,180
December	5,118	7,040
January	5,545	
February	6,701	
March	7,170	
April	7,427	
May	7,441	
June	7,441	

### QUALITY

	Quantity	Base Number	Contract	AT	Region	England
% of FP17s for the same patient ID Re-attending within 3 months - Children	72	940	7.7%	10.4%	13.4%	12.4%
% of FP17s for the same patient ID Re-attending within 3 months - Adults	607	3,400	17.9%	13.7%	17.3%	16.6%
% of FP17s for the same patient ID Re-attending between 3 & 9 months - Children	625	940	66.5%	62.8%	58.9%	57.5%
% of FP17s for the same patient ID Re-attending between 3 & 9 months - Adults	1,474	3,400	43.4%	54.7%	52.5%	50.4%
% of FP17s for Band 1 Urgent Courses	413	4,181	9.9%	7.3%	9.3%	9.1%
% of FP17s Relating to Free Repair or Replacements	18	4,181	0.4%	1.0%	1.0%	0.8%
% of FP17s Relating to Continuations	82	4,181	2.0%	1.3%	1.5%	1.3%
% of Patients satisfied with the dentistry they have received	10	10	100.0%	93.8%	93.1%	92.7%
% of Patients satisfied with the time they had to wait for an appointment	10	10	100.0%	90.6%	89.8%	88.8%

\* This is based on patients treated on this contract for their most recent course of treatment. Figures in italics indicate the base number of FP17s or Patient Questionnaire responses are less than 100. N/A is shown where the base number of responses is less than 10 during the period. % is calculated as Quantity/Base number\*100

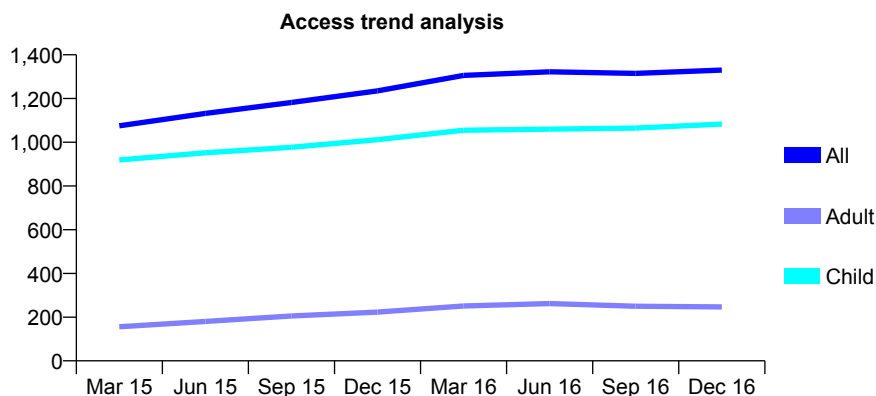
## Q50 - Vital Signs At a Glance Contract Report for 352004/0003 - December 2016

Name or company name	MR JG MURRAY
Contract type name	GDS Contract
Purpose of contract	General
Contract start date	01/04/2014
Contract end date	

16/17 Contracted general activity (UDA)	2,811
Carry forward general activity (UDA)	0
16/17 Contracted orthodontic activity (UOA)	0
Carry forward orthodontic activity (UOA)	0
Baseline contract value	£87,559.02

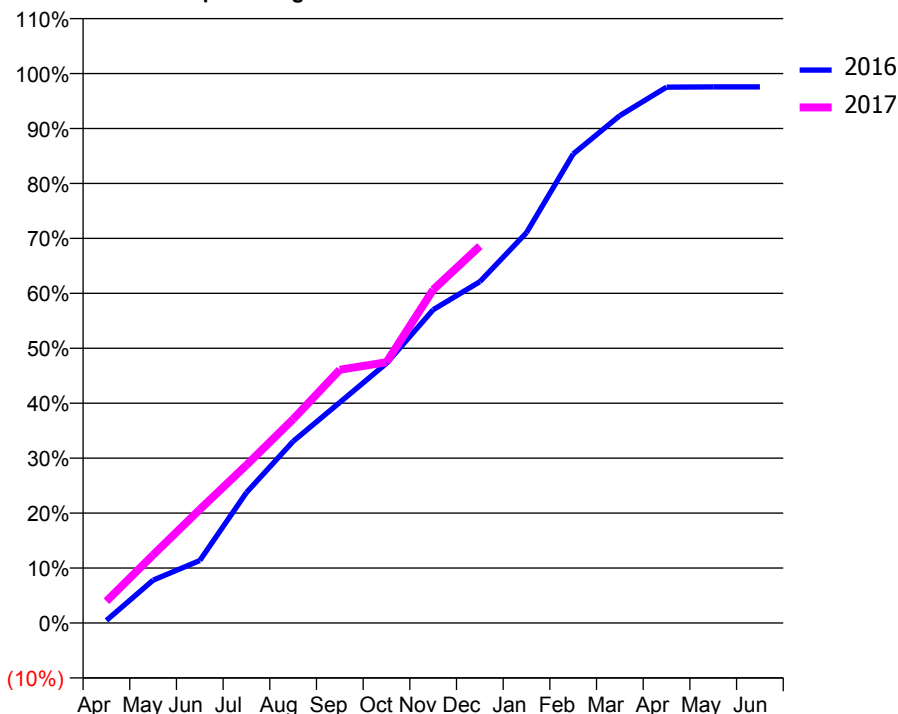
### ACCESS\*

Patients seen in 24 months	Total	Change since previous quarter
Quarter ending December 2015	1,235	
Quarter ending March 2016	1,306	↑
Quarter ending June 2016	1,322	→
Quarter ending September 2016	1,315	→
Quarter ending December 2016	1,330	→
<b>Variance since December 2015</b>	<b>7.7%</b>	<b>↑</b>



### ACTIVITY

Cumulative percentage of contracted UDA delivered 2016 & 2017



Month	Adjusted Scheduled Activity (UDA)	
	2016	2017
April	13	112
May	219	348
June	320	581
July	667	808
August	929	1,042
September	1,129	1,296
October	1,328	1,334
November	1,603	1,705
December	1,746	1,928
January	1,997	
February	2,400	
March	2,596	
April	2,741	
May	2,742	
June	2,742	

### QUALITY

	Quantity	Base Number	Contract	AT	Region	England
% of FP17s for the same patient ID Re-attending within 3 months - Children	135	1,369	9.9%	10.4%	13.4%	12.4%
% of FP17s for the same patient ID Re-attending within 3 months - Adults	15	131	11.5%	13.7%	17.3%	16.6%
% of FP17s for the same patient ID Re-attending between 3 & 9 months - Children	870	1,369	63.6%	62.8%	58.9%	57.5%
% of FP17s for the same patient ID Re-attending between 3 & 9 months - Adults	72	131	55.0%	54.7%	52.5%	50.4%
% of FP17s for Band 1 Urgent Courses	39	1,380	2.8%	7.3%	9.3%	9.1%
% of FP17s Relating to Free Repair or Replacements	5	1,380	0.4%	1.0%	1.0%	0.8%
% of FP17s Relating to Continuations	3	1,380	0.2%	1.3%	1.5%	1.3%
% of Patients satisfied with the dentistry they have received	0	0	N/A	93.8%	93.1%	92.7%
% of Patients satisfied with the time they had to wait for an appointment	0	0	N/A	90.6%	89.8%	88.8%

\* This is based on patients treated on this contract for their most recent course of treatment. Figures in italics indicate the base number of FP17s or Patient Questionnaire responses are less than 100. N/A is shown where the base number of responses is less than 10 during the period. % is calculated as Quantity/Base number\*100

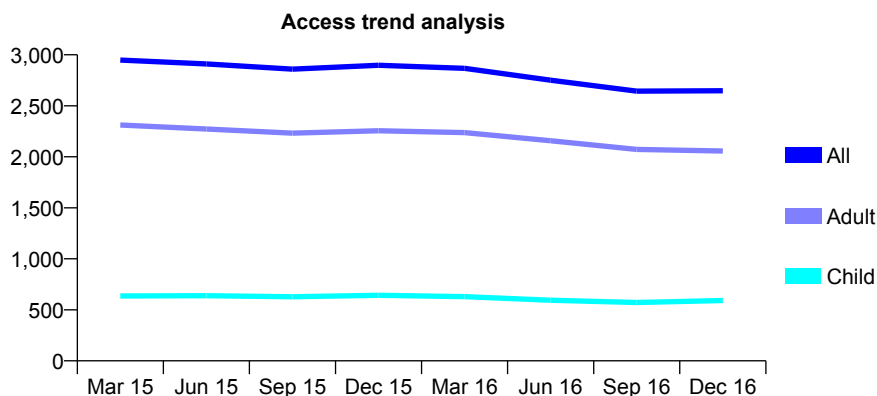
## Q50 - Vital Signs At a Glance Contract Report for 358231/0003 - December 2016

Name or company name	Falsgrave Dental Surgery
Contract type name	GDS Contract
Purpose of contract	General
Contract start date	01/07/2011
Contract end date	

16/17 Contracted general activity (UDA)	10,769
Carry forward general activity (UDA)	0
16/17 Contracted orthodontic activity (UOA)	0
Carry forward orthodontic activity (UOA)	0
Baseline contract value	£330,110.16

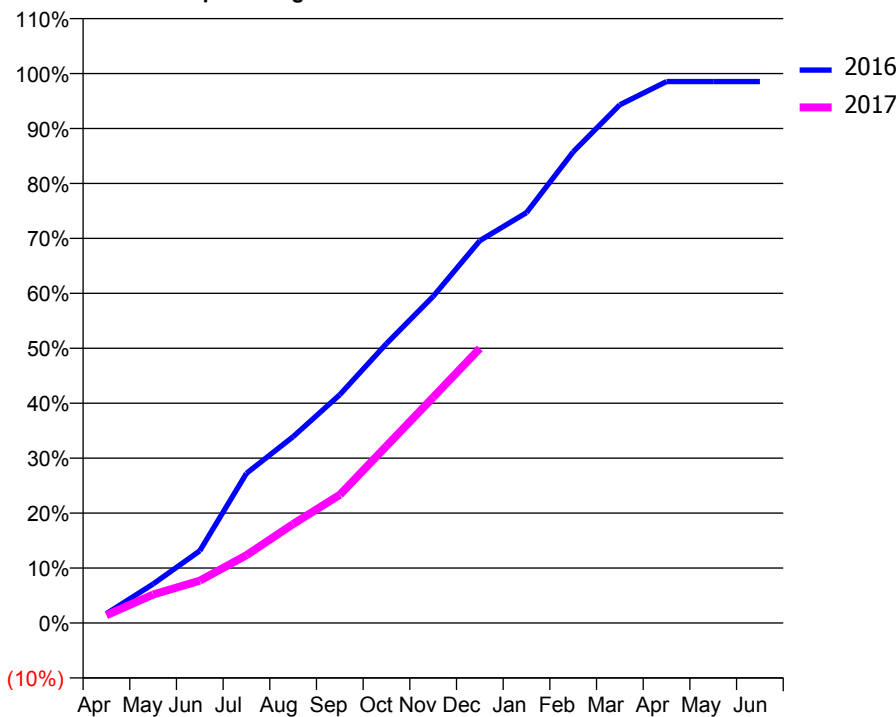
### ACCESS\*

Patients seen in 24 months	Total	Change since previous quarter
Quarter ending December 2015	2,898	
Quarter ending March 2016	2,867	↓
Quarter ending June 2016	2,751	↓
Quarter ending September 2016	2,644	↓
Quarter ending December 2016	2,648	→
<b>Variance since December 2015</b>	<b>(8.6%)</b>	<b>↓</b>



### ACTIVITY

Cumulative percentage of contracted UDA delivered 2016 & 2017



Month	Adjusted Scheduled Activity (UDA)	
	2016	2017
April	184	153
May	765	557
June	1,415	830
July	2,934	1,329
August	3,653	1,940
September	4,475	2,512
October	5,476	3,469
November	6,401	4,422
December	7,495	5,382
January	8,041	
February	9,235	
March	10,158	
April	10,611	
May	10,611	
June	10,611	

### QUALITY

	Quantity	Base Number	Contract	AT	Region	England
% of FP17s for the same patient ID Re-attending within 3 months - Children	43	579	7.4%	10.4%	13.4%	12.4%
% of FP17s for the same patient ID Re-attending within 3 months - Adults	251	2,027	12.4%	13.7%	17.3%	16.6%
% of FP17s for the same patient ID Re-attending between 3 & 9 months - Children	295	579	50.9%	62.8%	58.9%	57.5%
% of FP17s for the same patient ID Re-attending between 3 & 9 months - Adults	1,144	2,027	56.4%	54.7%	52.5%	50.4%
% of FP17s for Band 1 Urgent Courses	122	2,459	5.0%	7.3%	9.3%	9.1%
% of FP17s Relating to Free Repair or Replacements	55	2,459	2.2%	1.0%	1.0%	0.8%
% of FP17s Relating to Continuations	40	2,459	1.6%	1.3%	1.5%	1.3%
% of Patients satisfied with the dentistry they have received	0	0	N/A	93.8%	93.1%	92.7%
% of Patients satisfied with the time they had to wait for an appointment	0	0	N/A	90.6%	89.8%	88.8%

\* This is based on patients treated on this contract for their most recent course of treatment. Figures in italics indicate the base number of FP17s or Patient Questionnaire responses are less than 100. N/A is shown where the base number of responses is less than 10 during the period. % is calculated as Quantity/Base number\*100

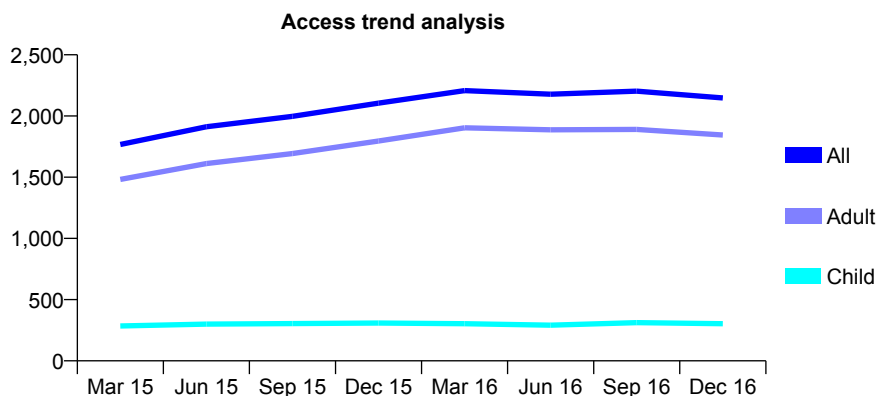
## Q50 - Vital Signs At a Glance Contract Report for 359157/0001 - December 2016

Name or company name	MR D TOMKINSON
Contract type name	GDS Contract
Purpose of contract	General
Contract start date	01/04/2014
Contract end date	

16/17 Contracted general activity (UDA)	5,735
Carry forward general activity (UDA)	0
16/17 Contracted orthodontic activity (UOA)	0
Carry forward orthodontic activity (UOA)	0
Baseline contract value	£169,341.78

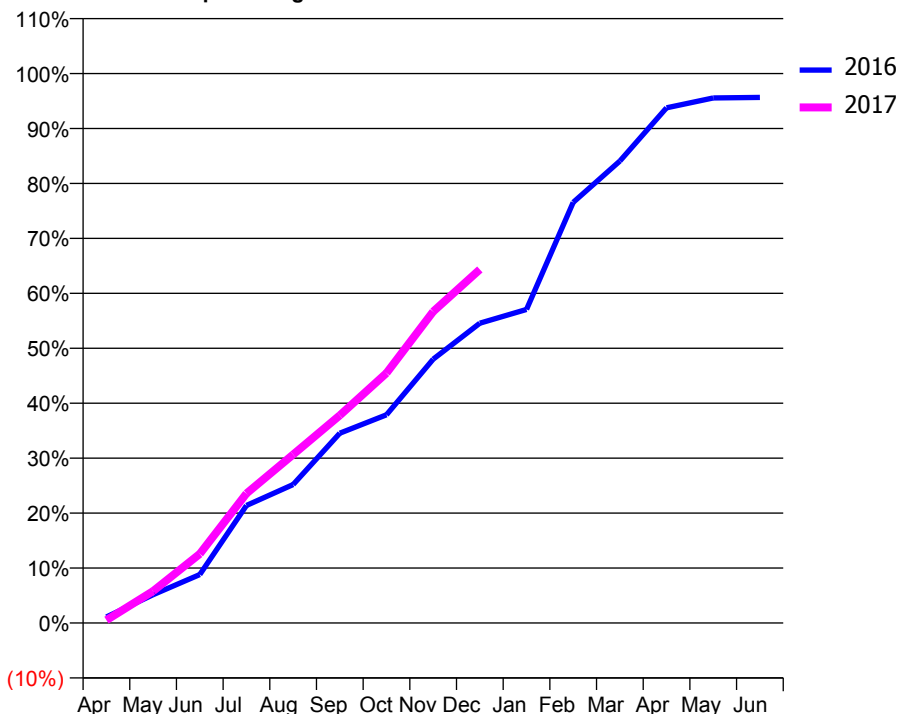
### ACCESS\*

Patients seen in 24 months	Total	Change since previous quarter
Quarter ending December 2015	2,105	
Quarter ending March 2016	2,207	↑
Quarter ending June 2016	2,178	↓
Quarter ending September 2016	2,203	→
Quarter ending December 2016	2,148	↓
<b>Variance since December 2015</b>	<b>2.0%</b>	<b>↑</b>



### ACTIVITY

Cumulative percentage of contracted UDA delivered 2016 & 2017



Month	Adjusted Scheduled Activity (UDA)	
	2016	2017
April	63	30
May	296	333
June	505	722
July	1,227	1,352
August	1,446	1,759
September	1,981	2,168
October	2,174	2,608
November	2,753	3,251
December	3,130	3,690
January	3,273	
February	4,390	
March	4,821	
April	5,377	
May	5,480	
June	5,486	

### QUALITY

	Quantity	Base Number	Contract	AT	Region	England
% of FP17s for the same patient ID Re-attending within 3 months - Children	18	291	6.2%	10.4%	13.4%	12.4%
% of FP17s for the same patient ID Re-attending within 3 months - Adults	278	1,666	16.7%	13.7%	17.3%	16.6%
% of FP17s for the same patient ID Re-attending between 3 & 9 months - Children	121	291	41.6%	62.8%	58.9%	57.5%
% of FP17s for the same patient ID Re-attending between 3 & 9 months - Adults	595	1,666	35.7%	54.7%	52.5%	50.4%
% of FP17s for Band 1 Urgent Courses	139	1,640	8.5%	7.3%	9.3%	9.1%
% of FP17s Relating to Free Repair or Replacements	13	1,640	0.8%	1.0%	1.0%	0.8%
% of FP17s Relating to Continuations	46	1,640	2.8%	1.3%	1.5%	1.3%
% of Patients satisfied with the dentistry they have received	14	14	100.0%	93.8%	93.1%	92.7%
% of Patients satisfied with the time they had to wait for an appointment	10	14	71.4%	90.6%	89.8%	88.8%

\* This is based on patients treated on this contract for their most recent course of treatment. Figures in italics indicate the base number of FP17s or Patient Questionnaire responses are less than 100. N/A is shown where the base number of responses is less than 10 during the period. % is calculated as Quantity/Base number\*100

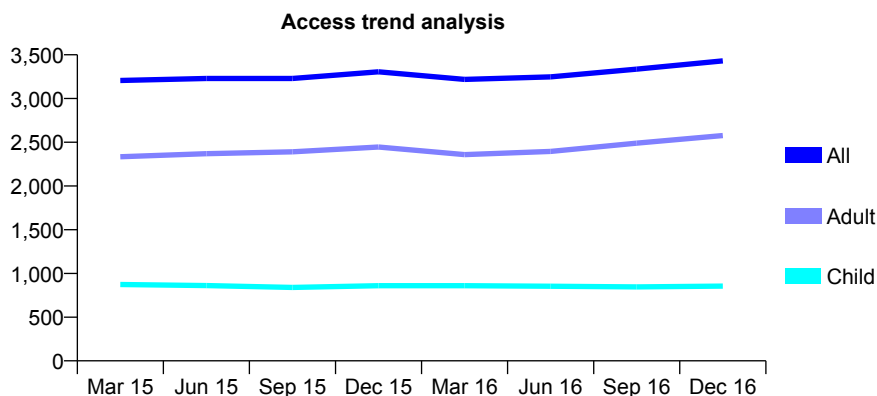
## Q50 - Vital Signs At a Glance Contract Report for 567205/0001 - December 2016

Name or company name	MR AM CASSON
Contract type name	GDS Contract
Purpose of contract	General
Contract start date	01/04/2006
Contract end date	

16/17 Contracted general activity (UDA)	8,540
Carry forward general activity (UDA)	0
16/17 Contracted orthodontic activity (UOA)	0
Carry forward orthodontic activity (UOA)	0
Baseline contract value	£255,571.68

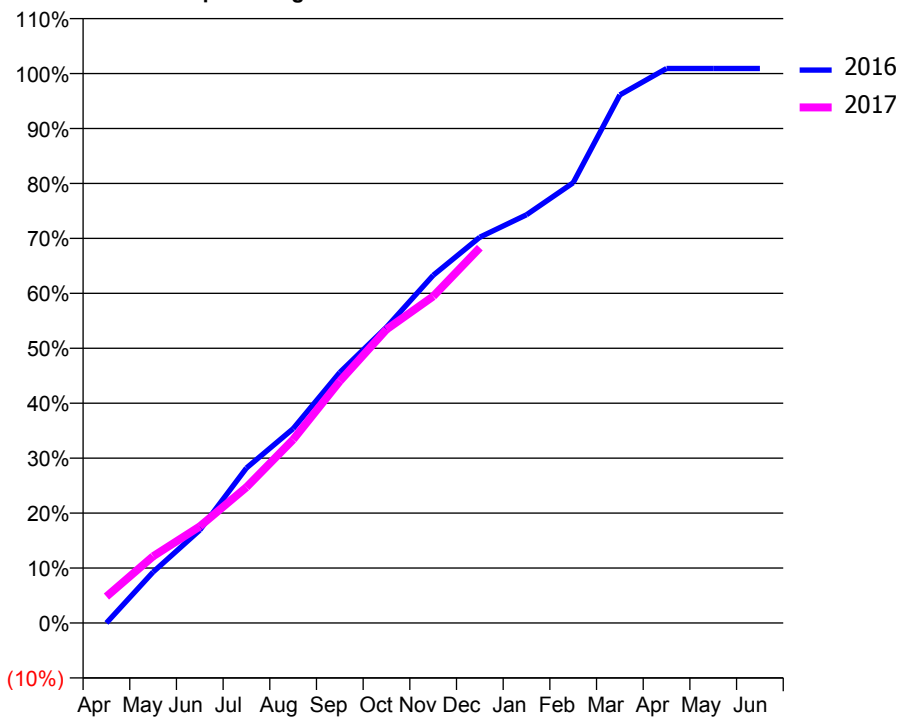
### ACCESS\*

Patients seen in 24 months	Total	Change since previous quarter
Quarter ending December 2015	3,305	
Quarter ending March 2016	3,218	↓
Quarter ending June 2016	3,248	→
Quarter ending September 2016	3,336	↑
Quarter ending December 2016	3,431	↑
<b>Variance since December 2015</b>	<b>3.8%</b>	<b>↑</b>



### ACTIVITY

Cumulative percentage of contracted UDA delivered 2016 & 2017



Month	Adjusted Scheduled Activity (UDA)	
	2016	2017
April	-1	412
May	712	1,038
June	1,297	1,501
July	2,165	2,110
August	2,715	2,850
September	3,502	3,759
October	4,134	4,563
November	4,858	5,077
December	5,392	5,832
January	5,704	
February	6,152	
March	7,379	
April	7,748	
May	7,749	
June	7,749	

### QUALITY

	Quantity	Base Number	Contract	AT	Region	England
% of FP17s for the same patient ID Re-attending within 3 months - Children	58	1,023	5.7%	10.4%	13.4%	12.4%
% of FP17s for the same patient ID Re-attending within 3 months - Adults	253	2,633	9.6%	13.7%	17.3%	16.6%
% of FP17s for the same patient ID Re-attending between 3 & 9 months - Children	771	1,023	75.4%	62.8%	58.9%	57.5%
% of FP17s for the same patient ID Re-attending between 3 & 9 months - Adults	1,543	2,633	58.6%	54.7%	52.5%	50.4%
% of FP17s for Band 1 Urgent Courses	135	3,416	4.0%	7.3%	9.3%	9.1%
% of FP17s Relating to Free Repair or Replacements	19	3,416	0.6%	1.0%	1.0%	0.8%
% of FP17s Relating to Continuations	28	3,416	0.8%	1.3%	1.5%	1.3%
% of Patients satisfied with the dentistry they have received	6	6	N/A	93.8%	93.1%	92.7%
% of Patients satisfied with the time they had to wait for an appointment	6	6	N/A	90.6%	89.8%	88.8%

\* This is based on patients treated on this contract for their most recent course of treatment. Figures in italics indicate the base number of FP17s or Patient Questionnaire responses are less than 100. N/A is shown where the base number of responses is less than 10 during the period. % is calculated as Quantity/Base number\*100

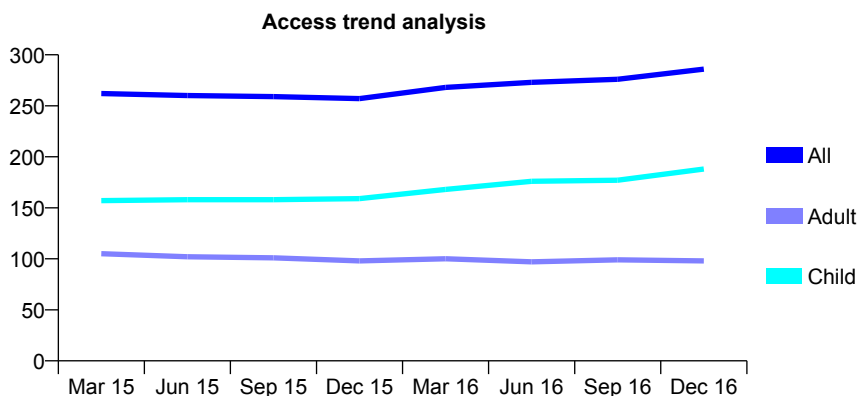
## Q50 - Vital Signs At a Glance Contract Report for 572063/0001 - December 2016

Name or company name	MRS JE HORTON
Contract type name	GDS Contract
Purpose of contract	General
Contract start date	01/04/2006
Contract end date	

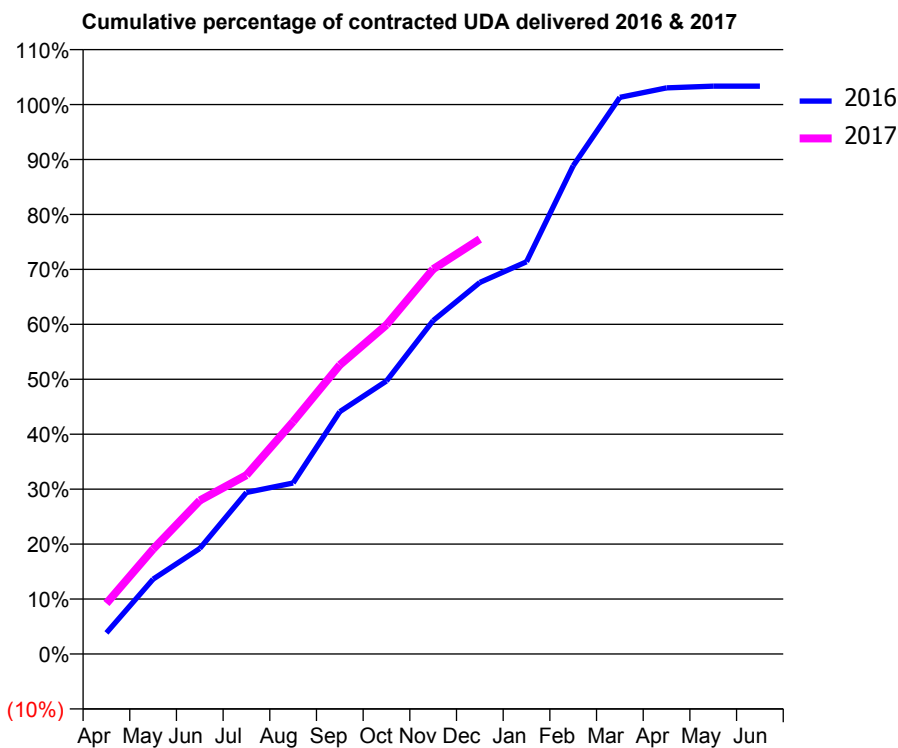
16/17 Contracted general activity (UDA)	700
Carry forward general activity (UDA)	0
16/17 Contracted orthodontic activity (UOA)	0
Carry forward orthodontic activity (UOA)	0
Baseline contract value	£15,435.29

### ACCESS\*

Patients seen in 24 months	Total	Change since previous quarter
Quarter ending December 2015	257	
Quarter ending March 2016	268	↑
Quarter ending June 2016	273	→
Quarter ending September 2016	276	→
Quarter ending December 2016	286	↑
<b>Variance since December 2015</b>	<b>11.3%</b>	<b>↑</b>



### ACTIVITY



Month	Adjusted Scheduled Activity (UDA)	
	2016	2017
April	27	64
May	95	134
June	134	196
July	206	228
August	218	296
September	309	368
October	348	419
November	425	490
December	473	529
January	500	
February	622	
March	709	
April	721	
May	723	
June	723	

### QUALITY

	Quantity	Base Number	Contract	AT	Region	England
% of FP17s for the same patient ID Re-attending within 3 months - Children	13	251	5.2%	10.4%	13.4%	12.4%
% of FP17s for the same patient ID Re-attending within 3 months - Adults	18	91	19.8%	13.7%	17.3%	16.6%
% of FP17s for the same patient ID Re-attending between 3 & 9 months - Children	165	251	65.7%	62.8%	58.9%	57.5%
% of FP17s for the same patient ID Re-attending between 3 & 9 months - Adults	55	91	60.4%	54.7%	52.5%	50.4%
% of FP17s for Band 1 Urgent Courses	8	330	2.4%	7.3%	9.3%	9.1%
% of FP17s Relating to Free Repair or Replacements	0	330	0.0%	1.0%	1.0%	0.8%
% of FP17s Relating to Continuations	9	330	2.7%	1.3%	1.5%	1.3%
% of Patients satisfied with the dentistry they have received	2	2	N/A	93.8%	93.1%	92.7%
% of Patients satisfied with the time they had to wait for an appointment	2	2	N/A	90.6%	89.8%	88.8%

\* This is based on patients treated on this contract for their most recent course of treatment. Figures in italics indicate the base number of FP17s or Patient Questionnaire responses are less than 100. N/A is shown where the base number of responses is less than 10 during the period. % is calculated as Quantity/Base number\*100



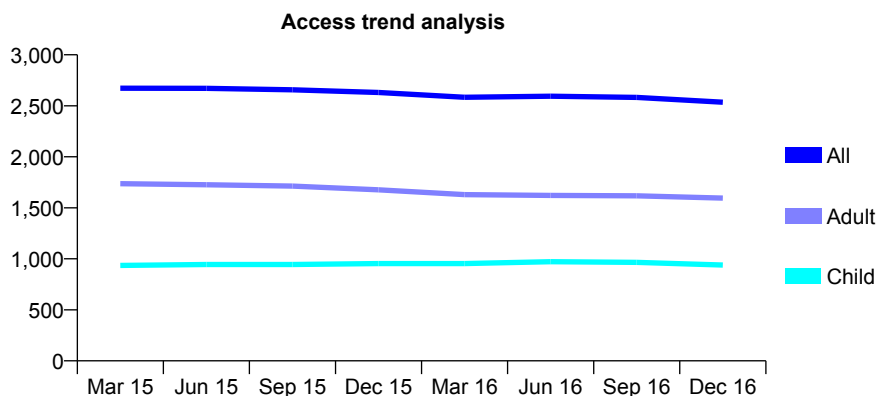
## Q50 - Vital Signs At a Glance Contract Report for 573973/0001 - December 2016

Name or company name	MR SB JAMIESON
Contract type name	GDS Contract
Purpose of contract	General and Orthodontic
Contract start date	01/04/2006
Contract end date	

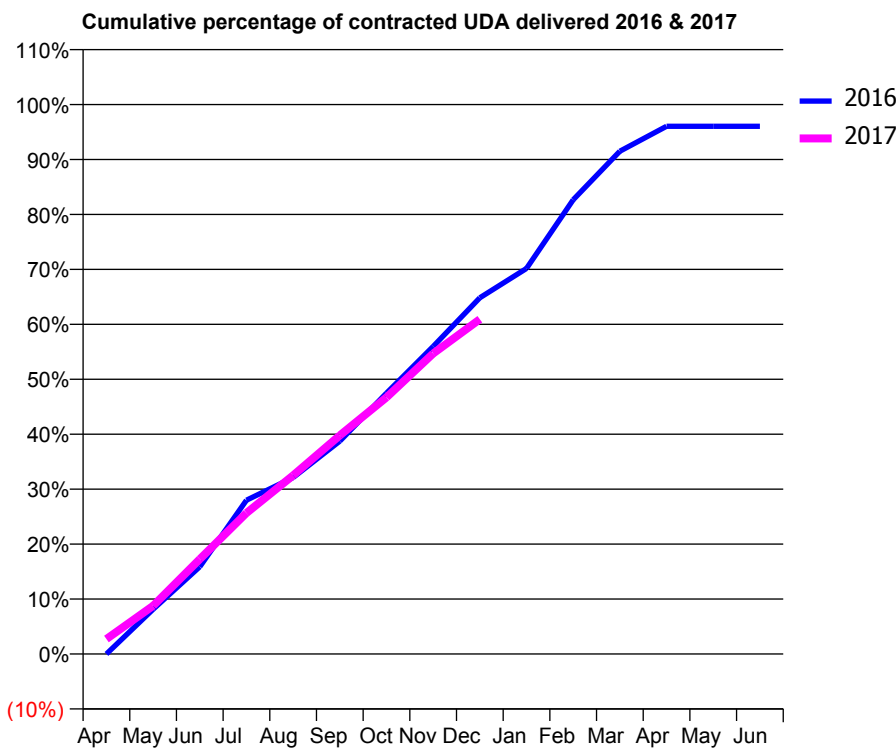
16/17 Contracted general activity (UDA)	8,938
Carry forward general activity (UDA)	0
16/17 Contracted orthodontic activity (UOA)	339
Carry forward orthodontic activity (UOA)	0
Baseline contract value	£226,087.70

### ACCESS\*

Patients seen in 24 months	Total	Change since previous quarter
Quarter ending December 2015	2,631	
Quarter ending March 2016	2,584	↓
Quarter ending June 2016	2,594	→
Quarter ending September 2016	2,583	→
Quarter ending December 2016	2,535	↓
<b>Variance since December 2015</b>	<b>(3.6%)</b>	<b>↓</b>



### ACTIVITY



Month	Adjusted Scheduled Activity (UDA)	
	2016	2017
April	0	244
May	729	784
June	1,420	1,544
July	2,502	2,293
August	2,870	2,906
September	3,463	3,556
October	4,243	4,175
November	5,003	4,888
December	5,795	5,444
January	6,272	
February	7,389	
March	8,179	
April	8,583	
May	8,583	
June	8,583	

### QUALITY

	Quantity	Base Number	Contract	AT	Region	England
% of FP17s for the same patient ID Re-attending within 3 months - Children	368	1,526	24.1%	10.4%	13.4%	12.4%
% of FP17s for the same patient ID Re-attending within 3 months - Adults	317	2,026	15.6%	13.7%	17.3%	16.6%
% of FP17s for the same patient ID Re-attending between 3 & 9 months - Children	900	1,526	59.0%	62.8%	58.9%	57.5%
% of FP17s for the same patient ID Re-attending between 3 & 9 months - Adults	1,457	2,026	71.9%	54.7%	52.5%	50.4%
% of FP17s for Band 1 Urgent Courses	136	3,267	4.2%	7.3%	9.3%	9.1%
% of FP17s Relating to Free Repair or Replacements	37	3,267	1.1%	1.0%	1.0%	0.8%
% of FP17s Relating to Continuations	67	3,267	2.1%	1.3%	1.5%	1.3%
% of Patients satisfied with the dentistry they have received	5	5	N/A	93.8%	93.1%	92.7%
% of Patients satisfied with the time they had to wait for an appointment	5	5	N/A	90.6%	89.8%	88.8%

\* This is based on patients treated on this contract for their most recent course of treatment. Figures in italics indicate the base number of FP17s or Patient Questionnaire responses are less than 100. N/A is shown where the base number of responses is less than 10 during the period. % is calculated as Quantity/Base number\*100

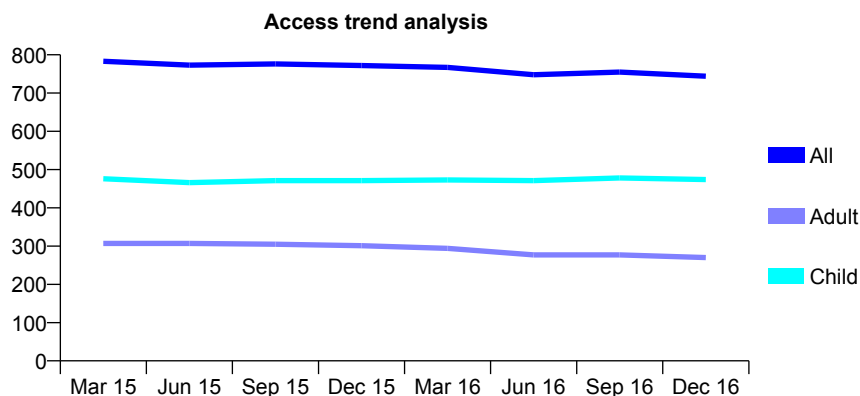
## Q50 - Vital Signs At a Glance Contract Report for 576549/0002 - December 2016

Name or company name	MR SK ASHBY
Contract type name	GDS Contract
Purpose of contract	General and Orthodontic
Contract start date	01/04/2006
Contract end date	

16/17 Contracted general activity (UDA)	2,100
Carry forward general activity (UDA)	0
16/17 Contracted orthodontic activity (UOA)	84
Carry forward orthodontic activity (UOA)	0
Baseline contract value	£52,362.33

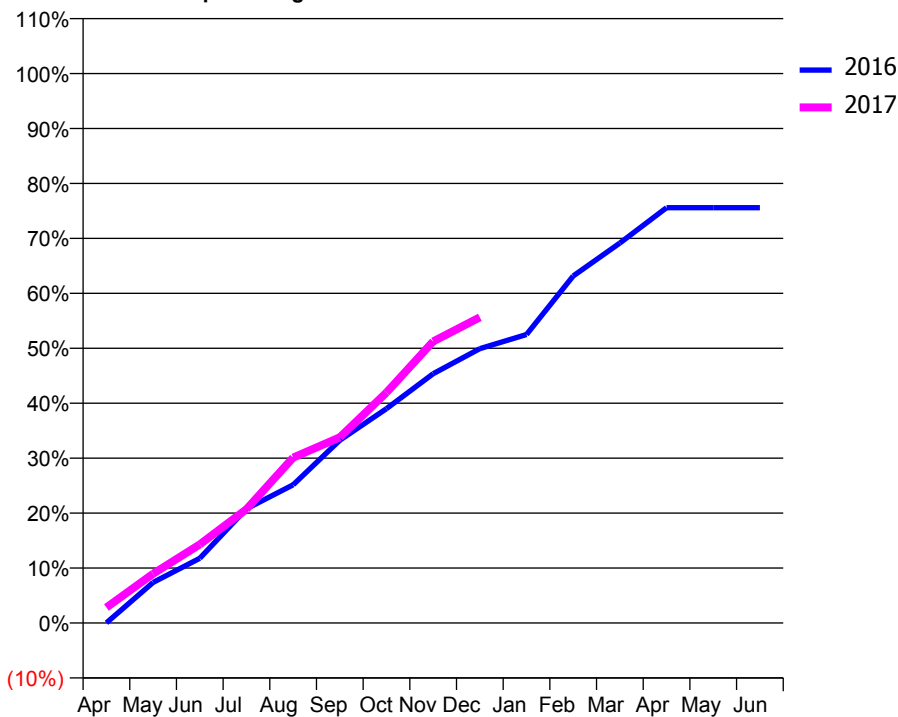
### ACCESS\*

Patients seen in 24 months	Total	Change since previous quarter
Quarter ending December 2015	772	
Quarter ending March 2016	767	→
Quarter ending June 2016	748	↓
Quarter ending September 2016	755	→
Quarter ending December 2016	744	↓
<b>Variance since December 2015</b>	<b>(3.6%)</b>	<b>↓</b>



### ACTIVITY

Cumulative percentage of contracted UDA delivered 2016 & 2017



Month	Adjusted Scheduled Activity (UDA)	
	2016	2017
April	1	59
May	155	188
June	247	301
July	436	435
August	528	632
September	699	709
October	819	881
November	953	1,076
December	1,048	1,168
January	1,103	
February	1,326	
March	1,452	
April	1,587	
May	1,587	
June	1,587	

### QUALITY

	Quantity	Base Number	Contract	AT	Region	England
% of FP17s for the same patient ID Re-attending within 3 months - Children	50	698	7.2%	10.4%	13.4%	12.4%
% of FP17s for the same patient ID Re-attending within 3 months - Adults	24	182	13.2%	13.7%	17.3%	16.6%
% of FP17s for the same patient ID Re-attending between 3 & 9 months - Children	504	698	72.2%	62.8%	58.9%	57.5%
% of FP17s for the same patient ID Re-attending between 3 & 9 months - Adults	83	182	45.6%	54.7%	52.5%	50.4%
% of FP17s for Band 1 Urgent Courses	26	804	3.2%	7.3%	9.3%	9.1%
% of FP17s Relating to Free Repair or Replacements	2	804	0.2%	1.0%	1.0%	0.8%
% of FP17s Relating to Continuations	13	804	1.6%	1.3%	1.5%	1.3%
% of Patients satisfied with the dentistry they have received	1	1	N/A	93.8%	93.1%	92.7%
% of Patients satisfied with the time they had to wait for an appointment	1	1	N/A	90.6%	89.8%	88.8%

\* This is based on patients treated on this contract for their most recent course of treatment. Figures in italics indicate the base number of FP17s or Patient Questionnaire responses are less than 100. N/A is shown where the base number of responses is less than 10 during the period. % is calculated as Quantity/Base number\*100

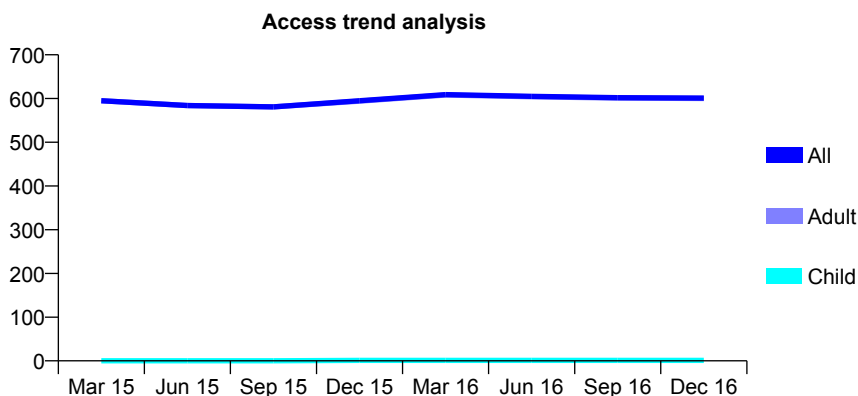
## Q50 - Vital Signs At a Glance Contract Report for 577308/0001 - December 2016

Name or company name	MR BR DAVIES
Contract type name	GDS Contract
Purpose of contract	General
Contract start date	01/04/2006
Contract end date	

16/17 Contracted general activity (UDA)	4,000
Carry forward general activity (UDA)	0
16/17 Contracted orthodontic activity (UOA)	0
Carry forward orthodontic activity (UOA)	0
Baseline contract value	£168,969.17

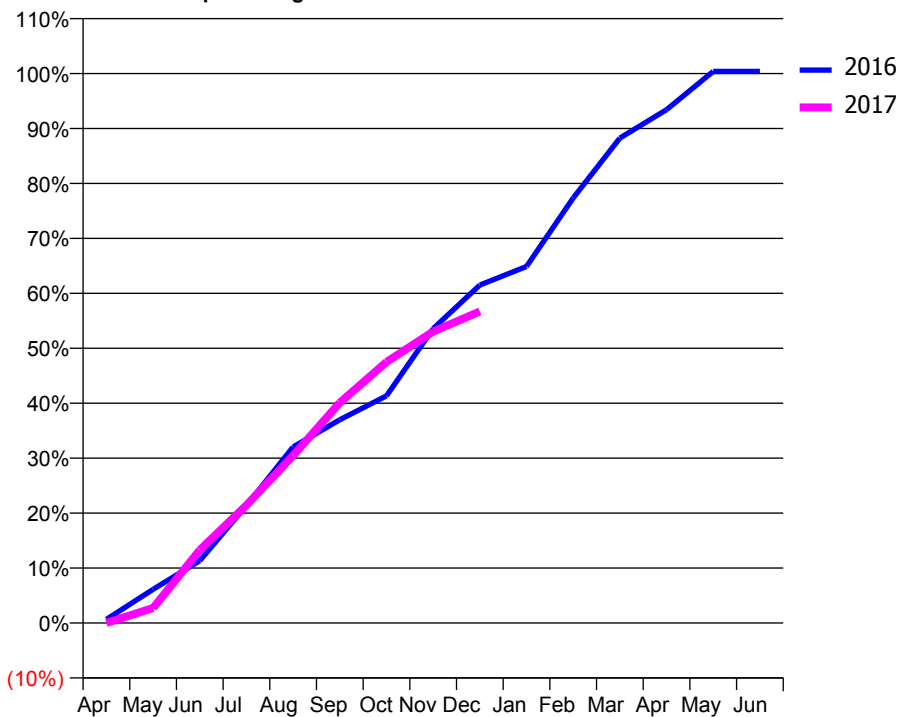
### ACCESS\*

Patients seen in 24 months	Total	Change since previous quarter
Quarter ending December 2015	595	
Quarter ending March 2016	609	↑
Quarter ending June 2016	605	→
Quarter ending September 2016	602	→
Quarter ending December 2016	601	→
<b>Variance since December 2015</b>	<b>1.0%</b>	<b>→</b>



### ACTIVITY

Cumulative percentage of contracted UDA delivered 2016 & 2017



Month	Adjusted Scheduled Activity (UDA)	
	2016	2017
April	27	0
May	245	109
June	454	531
July	855	858
August	1,282	1,220
September	1,480	1,604
October	1,654	1,900
November	2,143	2,121
December	2,460	2,268
January	2,595	
February	3,094	
March	3,530	
April	3,737	
May	4,015	
June	4,015	

### QUALITY

	Quantity	Base Number	Contract	AT	Region	England
% of FP17s for the same patient ID Re-attending within 3 months - Children	0	0	N/A	10.4%	13.4%	12.4%
% of FP17s for the same patient ID Re-attending within 3 months - Adults	9	263	3.4%	13.7%	17.3%	16.6%
% of FP17s for the same patient ID Re-attending between 3 & 9 months - Children	0	0	N/A	62.8%	58.9%	57.5%
% of FP17s for the same patient ID Re-attending between 3 & 9 months - Adults	16	263	6.1%	54.7%	52.5%	50.4%
% of FP17s for Band 1 Urgent Courses	0	218	0.0%	7.3%	9.3%	9.1%
% of FP17s Relating to Free Repair or Replacements	0	218	0.0%	1.0%	1.0%	0.8%
% of FP17s Relating to Continuations	0	218	0.0%	1.3%	1.5%	1.3%
% of Patients satisfied with the dentistry they have received	4	4	N/A	93.8%	93.1%	92.7%
% of Patients satisfied with the time they had to wait for an appointment	3	4	N/A	90.6%	89.8%	88.8%

\* This is based on patients treated on this contract for their most recent course of treatment. Figures in italics indicate the base number of FP17s or Patient Questionnaire responses are less than 100. N/A is shown where the base number of responses is less than 10 during the period. % is calculated as Quantity/Base number\*100

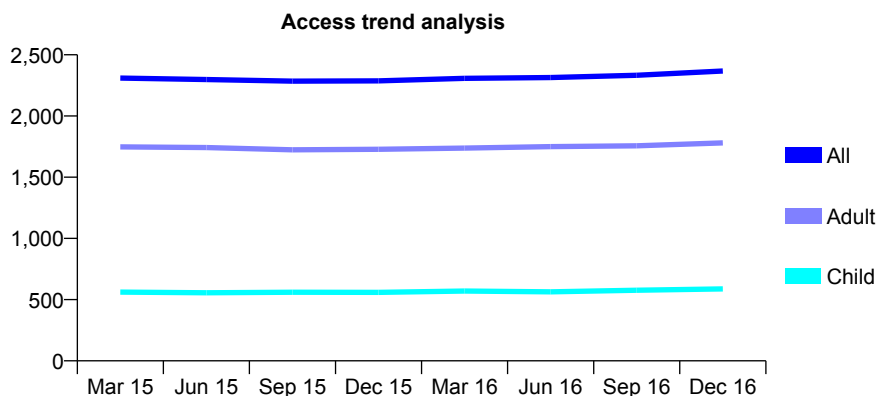
## Q50 - Vital Signs At a Glance Contract Report for 610194/0001 - December 2016

Name or company name	MISS C DURNING
Contract type name	GDS Contract
Purpose of contract	General
Contract start date	01/01/2013
Contract end date	

16/17 Contracted general activity (UDA)	7,098
Carry forward general activity (UDA)	0
16/17 Contracted orthodontic activity (UOA)	0
Carry forward orthodontic activity (UOA)	0
Baseline contract value	£183,044.80

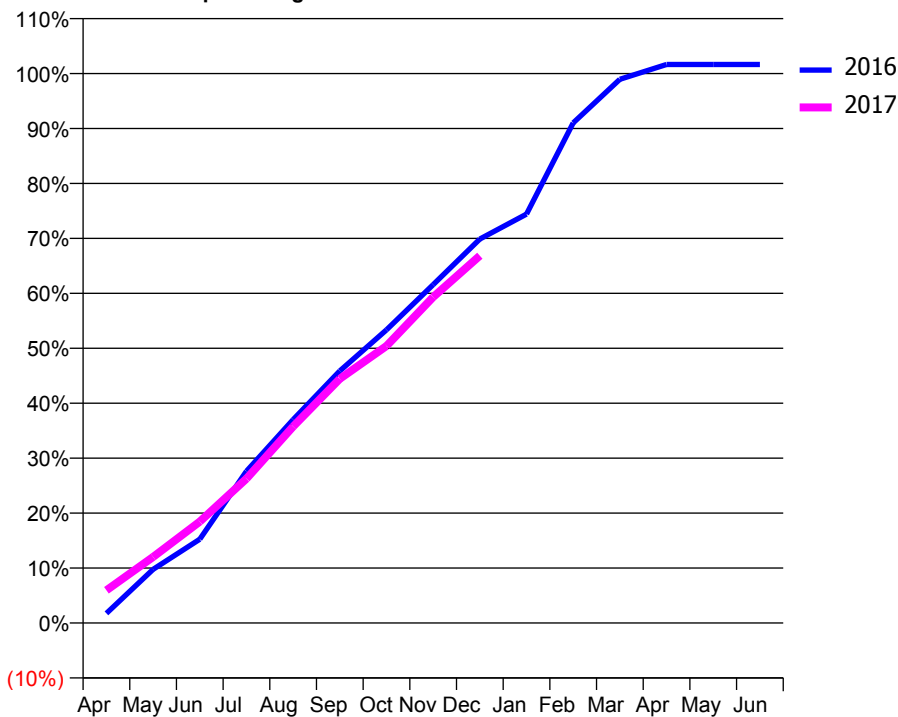
### ACCESS\*

Patients seen in 24 months	Total	Change since previous quarter
Quarter ending December 2015	2,287	
Quarter ending March 2016	2,308	→
Quarter ending June 2016	2,314	→
Quarter ending September 2016	2,333	→
Quarter ending December 2016	2,368	→
<b>Variance since December 2015</b>	<b>3.5%</b>	<b>↑</b>



### ACTIVITY

Cumulative percentage of contracted UDA delivered 2016 & 2017



Month	Adjusted Scheduled Activity (UDA)	
	2016	2017
April	117	424
May	650	853
June	1,016	1,310
July	1,840	1,865
August	2,465	2,539
September	3,054	3,154
October	3,552	3,578
November	4,100	4,211
December	4,652	4,744
January	4,954	
February	6,059	
March	6,588	
April	6,767	
May	6,768	
June	6,768	

### QUALITY

	Quantity	Base Number	Contract	AT	Region	England
% of FP17s for the same patient ID Re-attending within 3 months - Children	80	760	10.5%	10.4%	13.4%	12.4%
% of FP17s for the same patient ID Re-attending within 3 months - Adults	344	2,129	16.2%	13.7%	17.3%	16.6%
% of FP17s for the same patient ID Re-attending between 3 & 9 months - Children	520	760	68.4%	62.8%	58.9%	57.5%
% of FP17s for the same patient ID Re-attending between 3 & 9 months - Adults	1,367	2,129	64.2%	54.7%	52.5%	50.4%
% of FP17s for Band 1 Urgent Courses	135	2,753	4.9%	7.3%	9.3%	9.1%
% of FP17s Relating to Free Repair or Replacements	34	2,753	1.2%	1.0%	1.0%	0.8%
% of FP17s Relating to Continuations	103	2,753	3.7%	1.3%	1.5%	1.3%
% of Patients satisfied with the dentistry they have received	4	4	N/A	93.8%	93.1%	92.7%
% of Patients satisfied with the time they had to wait for an appointment	4	4	N/A	90.6%	89.8%	88.8%

\* This is based on patients treated on this contract for their most recent course of treatment. Figures in italics indicate the base number of FP17s or Patient Questionnaire responses are less than 100. N/A is shown where the base number of responses is less than 10 during the period. % is calculated as Quantity/Base number\*100

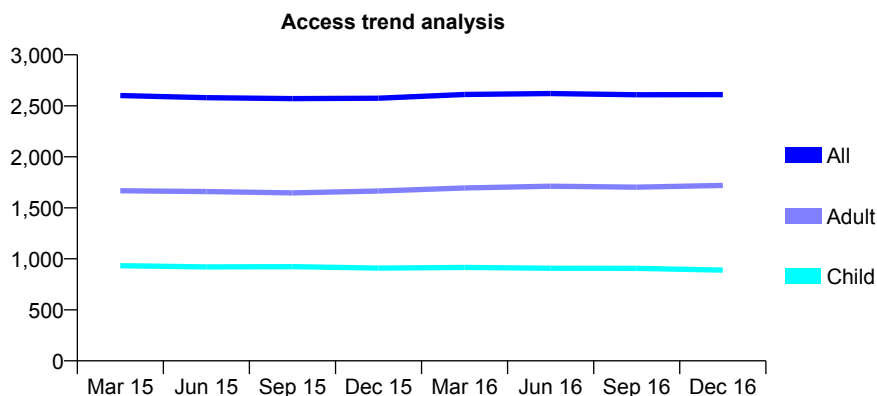
## Q50 - Vital Signs At a Glance Contract Report for 618594/0002 - December 2016

Name or company name	MR MJ BOOTH
Contract type name	GDS Contract
Purpose of contract	General
Contract start date	01/11/2010
Contract end date	

16/17 Contracted general activity (UDA)	7,000
Carry forward general activity (UDA)	0
16/17 Contracted orthodontic activity (UOA)	0
Carry forward orthodontic activity (UOA)	0
Baseline contract value	£201,063.22

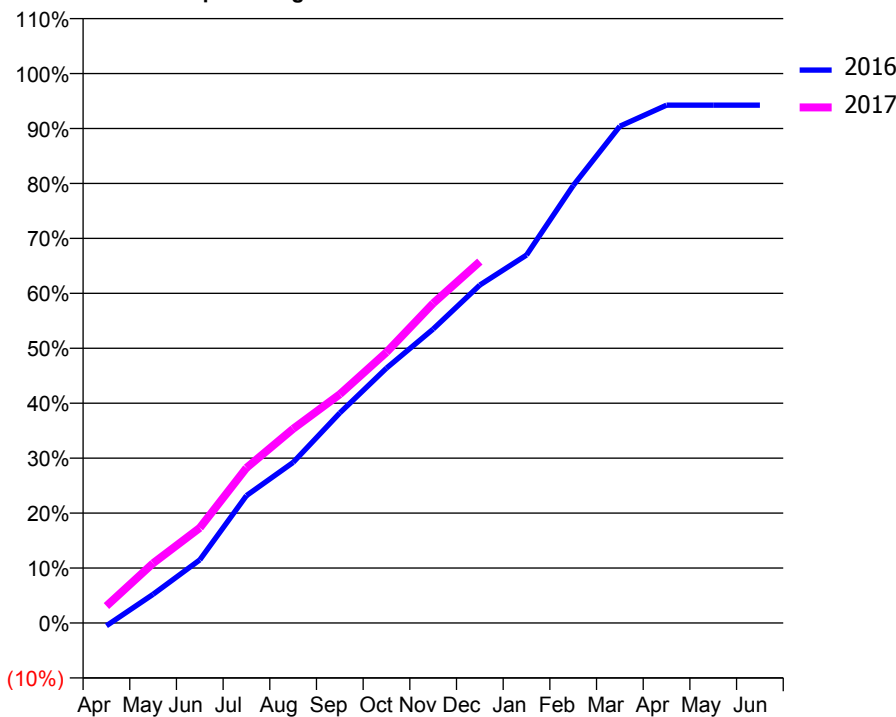
### ACCESS\*

Patients seen in 24 months	Total	Change since previous quarter
Quarter ending December 2015	2,574	
Quarter ending March 2016	2,611	→
Quarter ending June 2016	2,620	→
Quarter ending September 2016	2,609	→
Quarter ending December 2016	2,610	→
<b>Variance since December 2015</b>	<b>1.4%</b>	<b>→</b>



### ACTIVITY

Cumulative percentage of contracted UDA delivered 2016 & 2017



Month	Adjusted Scheduled Activity (UDA)	
	2016	2017
April	-37	216
May	367	762
June	804	1,212
July	1,622	1,976
August	2,047	2,474
September	2,676	2,914
October	3,247	3,449
November	3,745	4,073
December	4,306	4,604
January	4,688	
February	5,572	
March	6,328	
April	6,596	
May	6,596	
June	6,596	

### QUALITY

	Quantity	Base Number	Contract	AT	Region	England
% of FP17s for the same patient ID Re-attending within 3 months - Children	73	1,136	6.4%	10.4%	13.4%	12.4%
% of FP17s for the same patient ID Re-attending within 3 months - Adults	259	2,019	12.8%	13.7%	17.3%	16.6%
% of FP17s for the same patient ID Re-attending between 3 & 9 months - Children	852	1,136	75.0%	62.8%	58.9%	57.5%
% of FP17s for the same patient ID Re-attending between 3 & 9 months - Adults	1,387	2,019	68.7%	54.7%	52.5%	50.4%
% of FP17s for Band 1 Urgent Courses	117	2,990	3.9%	7.3%	9.3%	9.1%
% of FP17s Relating to Free Repair or Replacements	0	2,990	0.0%	1.0%	1.0%	0.8%
% of FP17s Relating to Continuations	87	2,990	2.9%	1.3%	1.5%	1.3%
% of Patients satisfied with the dentistry they have received	1	2	N/A	93.8%	93.1%	92.7%
% of Patients satisfied with the time they had to wait for an appointment	1	2	N/A	90.6%	89.8%	88.8%

\* This is based on patients treated on this contract for their most recent course of treatment. Figures in italics indicate the base number of FP17s or Patient Questionnaire responses are less than 100. N/A is shown where the base number of responses is less than 10 during the period. % is calculated as Quantity/Base number\*100

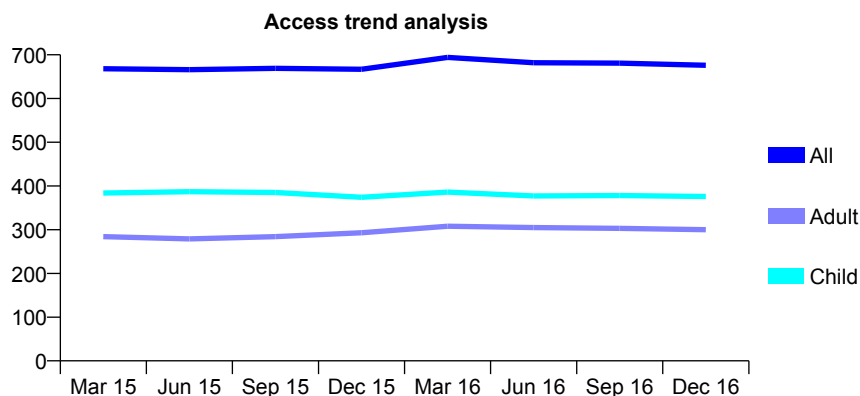
## Q50 - Vital Signs At a Glance Contract Report for 620610/0001 - December 2016

Name or company name	MR S OSBORNE
Contract type name	GDS Contract
Purpose of contract	General
Contract start date	01/04/2006
Contract end date	

16/17 Contracted general activity (UDA)	1,600
Carry forward general activity (UDA)	0
16/17 Contracted orthodontic activity (UOA)	0
Carry forward orthodontic activity (UOA)	0
Baseline contract value	£36,632.62

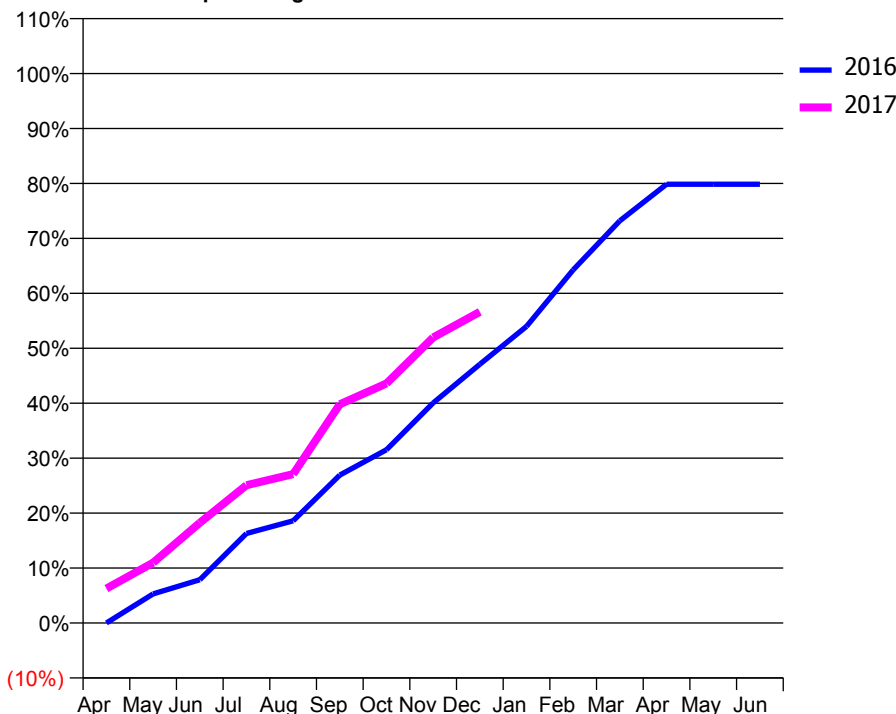
### ACCESS\*

Patients seen in 24 months	Total	Change since previous quarter
Quarter ending December 2015	667	
Quarter ending March 2016	694	↑
Quarter ending June 2016	682	↓
Quarter ending September 2016	681	→
Quarter ending December 2016	676	→
<b>Variance since December 2015</b>	<b>1.3%</b>	<b>→</b>



### ACTIVITY

Cumulative percentage of contracted UDA delivered 2016 & 2017



Month	Adjusted Scheduled Activity (UDA)	
	2016	2017
April	0	100
May	106	176
June	157	292
July	326	401
August	372	433
September	539	637
October	631	698
November	801	831
December	942	906
January	1,080	
February	1,285	
March	1,464	
April	1,597	
May	1,597	
June	1,597	

### QUALITY

	Quantity	Base Number	Contract	AT	Region	England
% of FP17s for the same patient ID Re-attending within 3 months - Children	40	475	8.4%	10.4%	13.4%	12.4%
% of FP17s for the same patient ID Re-attending within 3 months - Adults	28	247	11.3%	13.7%	17.3%	16.6%
% of FP17s for the same patient ID Re-attending between 3 & 9 months - Children	324	475	68.2%	62.8%	58.9%	57.5%
% of FP17s for the same patient ID Re-attending between 3 & 9 months - Adults	116	247	47.0%	54.7%	52.5%	50.4%
% of FP17s for Band 1 Urgent Courses	45	642	7.0%	7.3%	9.3%	9.1%
% of FP17s Relating to Free Repair or Replacements	0	642	0.0%	1.0%	1.0%	0.8%
% of FP17s Relating to Continuations	7	642	1.1%	1.3%	1.5%	1.3%
% of Patients satisfied with the dentistry they have received	0	0	N/A	93.8%	93.1%	92.7%
% of Patients satisfied with the time they had to wait for an appointment	0	0	N/A	90.6%	89.8%	88.8%

\* This is based on patients treated on this contract for their most recent course of treatment. Figures in italics indicate the base number of FP17s or Patient Questionnaire responses are less than 100. N/A is shown where the base number of responses is less than 10 during the period. % is calculated as Quantity/Base number\*100

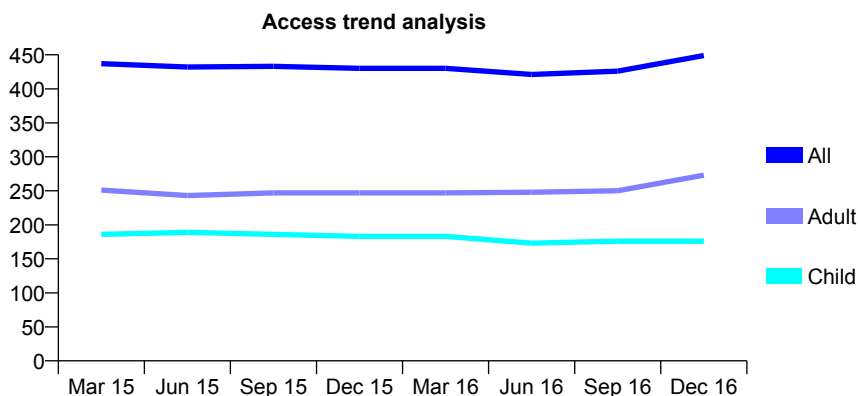
## Q50 - Vital Signs At a Glance Contract Report for 632201/0001 - December 2016

Name or company name	MRS FC HEYLINGS
Contract type name	GDS Contract
Purpose of contract	General
Contract start date	01/04/2006
Contract end date	

16/17 Contracted general activity (UDA)	960
Carry forward general activity (UDA)	0
16/17 Contracted orthodontic activity (UOA)	0
Carry forward orthodontic activity (UOA)	0
Baseline contract value	£23,761.27

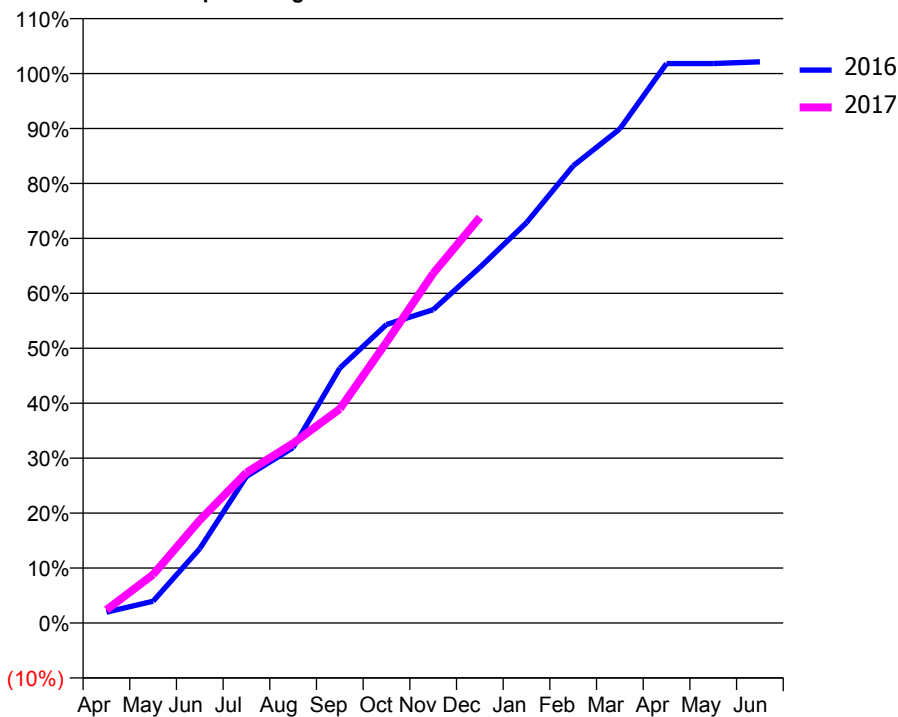
### ACCESS\*

Patients seen in 24 months	Total	Change since previous quarter
Quarter ending December 2015	430	
Quarter ending March 2016	430	→
Quarter ending June 2016	421	↓
Quarter ending September 2016	426	→
Quarter ending December 2016	449	↑
<b>Variance since December 2015</b>	<b>4.4%</b>	<b>↑</b>



### ACTIVITY

Cumulative percentage of contracted UDA delivered 2016 & 2017



Month	Adjusted Scheduled Activity (UDA)	
	2016	2017
April	19	23
May	38	85
June	130	180
July	256	263
August	306	314
September	445	374
October	521	490
November	547	611
December	621	709
January	699	
February	799	
March	863	
April	977	
May	977	
June	980	

### QUALITY

	Quantity	Base Number	Contract	AT	Region	England
% of FP17s for the same patient ID Re-attending within 3 months - Children	7	193	3.6%	10.4%	13.4%	12.4%
% of FP17s for the same patient ID Re-attending within 3 months - Adults	29	290	10.0%	13.7%	17.3%	16.6%
% of FP17s for the same patient ID Re-attending between 3 & 9 months - Children	115	193	59.6%	62.8%	58.9%	57.5%
% of FP17s for the same patient ID Re-attending between 3 & 9 months - Adults	145	290	50.0%	54.7%	52.5%	50.4%
% of FP17s for Band 1 Urgent Courses	9	432	2.1%	7.3%	9.3%	9.1%
% of FP17s Relating to Free Repair or Replacements	0	432	0.0%	1.0%	1.0%	0.8%
% of FP17s Relating to Continuations	0	432	0.0%	1.3%	1.5%	1.3%
% of Patients satisfied with the dentistry they have received	2	2	N/A	93.8%	93.1%	92.7%
% of Patients satisfied with the time they had to wait for an appointment	2	2	N/A	90.6%	89.8%	88.8%

\* This is based on patients treated on this contract for their most recent course of treatment. Figures in italics indicate the base number of FP17s or Patient Questionnaire responses are less than 100. N/A is shown where the base number of responses is less than 10 during the period. % is calculated as Quantity/Base number\*100



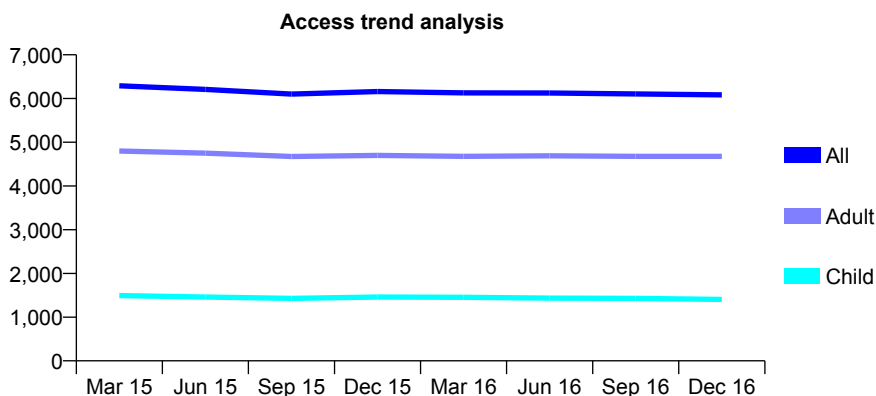
## Q50 - Vital Signs At a Glance Contract Report for 638536/0001 - December 2016

Name or company name	MR B WILSON
Contract type name	GDS Contract
Purpose of contract	General
Contract start date	01/04/2006
Contract end date	

16/17 Contracted general activity (UDA)	27,839
Carry forward general activity (UDA)	0
16/17 Contracted orthodontic activity (UOA)	0
Carry forward orthodontic activity (UOA)	0
Baseline contract value	£579,727.66

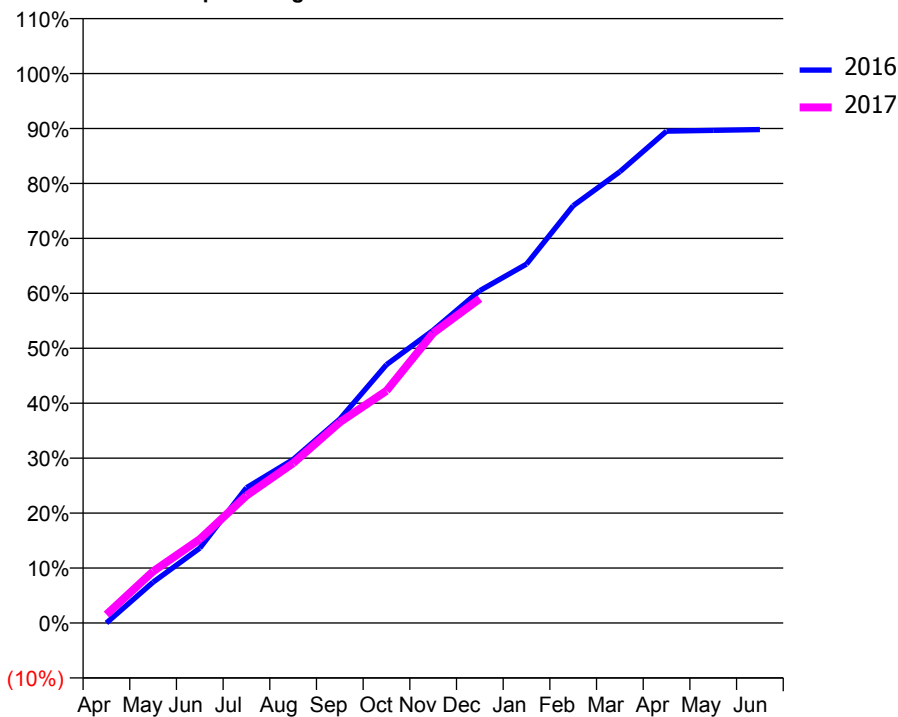
### ACCESS\*

Patients seen in 24 months	Total	Change since previous quarter
Quarter ending December 2015	6,160	
Quarter ending March 2016	6,129	→
Quarter ending June 2016	6,127	→
Quarter ending September 2016	6,106	→
Quarter ending December 2016	6,083	→
<b>Variance since December 2015</b>	<b>(1.3%)</b>	<b>↓</b>



### ACTIVITY

Cumulative percentage of contracted UDA delivered 2016 & 2017



Month	Adjusted Scheduled Activity (UDA)	
	2016	2017
April	0	430
May	2,074	2,619
June	3,796	4,249
July	6,852	6,455
August	8,288	8,099
September	10,335	10,174
October	13,092	11,766
November	14,830	14,693
December	16,839	16,431
January	18,184	
February	21,143	
March	22,866	
April	24,916	
May	24,958	
June	25,001	

### QUALITY

	Quantity	Base Number	Contract	AT	Region	England
% of FP17s for the same patient ID Re-attending within 3 months - Children	155	1,756	8.8%	10.4%	13.4%	12.4%
% of FP17s for the same patient ID Re-attending within 3 months - Adults	956	5,937	16.1%	13.7%	17.3%	16.6%
% of FP17s for the same patient ID Re-attending between 3 & 9 months - Children	1,186	1,756	67.5%	62.8%	58.9%	57.5%
% of FP17s for the same patient ID Re-attending between 3 & 9 months - Adults	3,889	5,937	65.5%	54.7%	52.5%	50.4%
% of FP17s for Band 1 Urgent Courses	218	6,871	3.2%	7.3%	9.3%	9.1%
% of FP17s Relating to Free Repair or Replacements	317	6,871	4.6%	1.0%	1.0%	0.8%
% of FP17s Relating to Continuations	135	6,871	2.0%	1.3%	1.5%	1.3%
% of Patients satisfied with the dentistry they have received	42	43	97.7%	93.8%	93.1%	92.7%
% of Patients satisfied with the time they had to wait for an appointment	42	43	97.7%	90.6%	89.8%	88.8%

\* This is based on patients treated on this contract for their most recent course of treatment. Figures in italics indicate the base number of FP17s or Patient Questionnaire responses are less than 100. N/A is shown where the base number of responses is less than 10 during the period. % is calculated as Quantity/Base number\*100

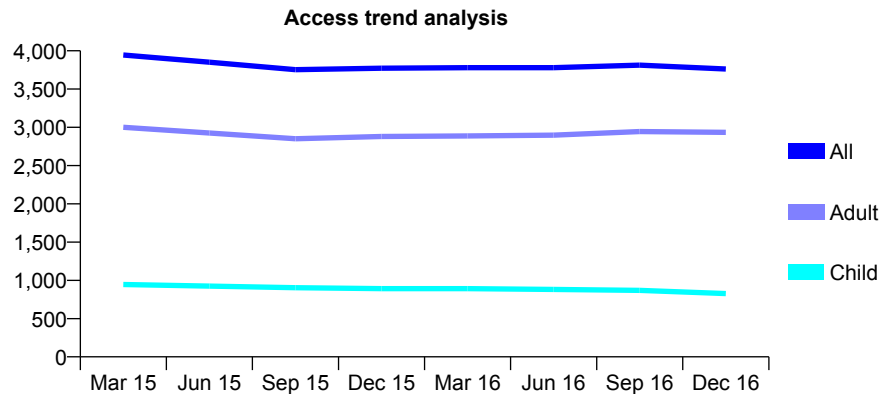
## Q50 - Vital Signs At a Glance Contract Report for 643173/0001 - December 2016

Name or company name	The White House Dental Practice
Contract type name	GDS Contract
Purpose of contract	General
Contract start date	01/04/2006
Contract end date	

16/17 Contracted general activity (UDA)	19,500
Carry forward general activity (UDA)	0
16/17 Contracted orthodontic activity (UOA)	0
Carry forward orthodontic activity (UOA)	0
Baseline contract value	£652,606.24

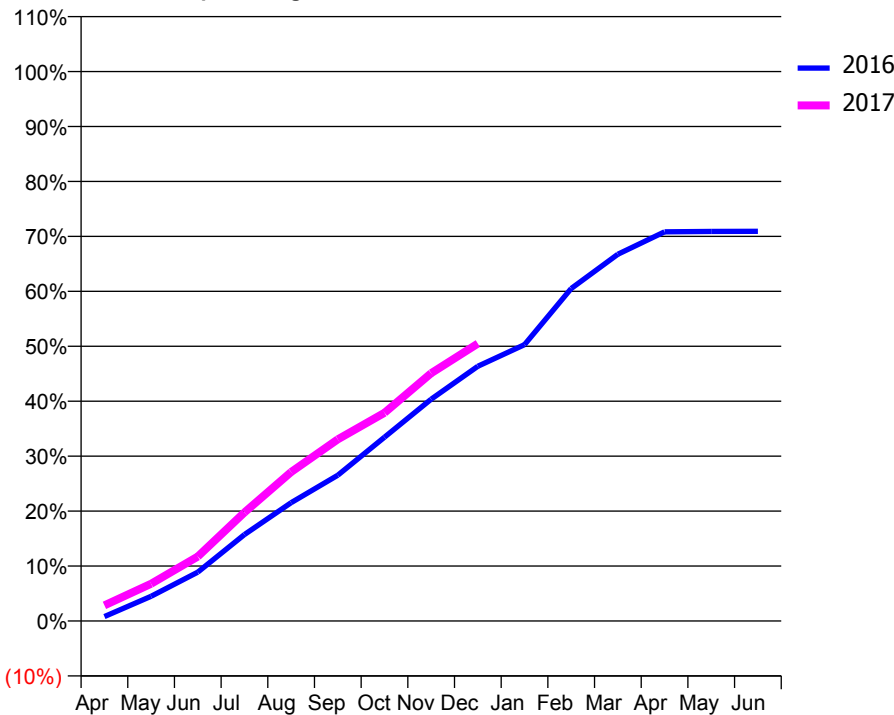
### ACCESS\*

Patients seen in 24 months	Total	Change since previous quarter
Quarter ending December 2015	3,772	
Quarter ending March 2016	3,779	→
Quarter ending June 2016	3,779	→
Quarter ending September 2016	3,812	→
Quarter ending December 2016	3,762	↓
<b>Variance since December 2015</b>	<b>(0.3%)</b>	<b>→</b>



### ACTIVITY

Cumulative percentage of contracted UDA delivered 2016 & 2017



Month	Adjusted Scheduled Activity (UDA)	
	2016	2017
April	161	556
May	876	1,321
June	1,733	2,286
July	3,069	3,854
August	4,198	5,290
September	5,173	6,449
October	6,522	7,391
November	7,870	8,792
December	9,043	9,844
January	9,806	
February	11,799	
March	13,017	
April	13,808	
May	13,824	
June	13,828	

### QUALITY

	Quantity	Base Number	Contract	AT	Region	England
% of FP17s for the same patient ID Re-attending within 3 months - Children	91	942	9.7%	10.4%	13.4%	12.4%
% of FP17s for the same patient ID Re-attending within 3 months - Adults	529	3,269	16.2%	13.7%	17.3%	16.6%
% of FP17s for the same patient ID Re-attending between 3 & 9 months - Children	588	942	62.4%	62.8%	58.9%	57.5%
% of FP17s for the same patient ID Re-attending between 3 & 9 months - Adults	1,839	3,269	56.3%	54.7%	52.5%	50.4%
% of FP17s for Band 1 Urgent Courses	480	3,922	12.2%	7.3%	9.3%	9.1%
% of FP17s Relating to Free Repair or Replacements	52	3,922	1.3%	1.0%	1.0%	0.8%
% of FP17s Relating to Continuations	68	3,922	1.7%	1.3%	1.5%	1.3%
% of Patients satisfied with the dentistry they have received	8	9	N/A	93.8%	93.1%	92.7%
% of Patients satisfied with the time they had to wait for an appointment	9	9	N/A	90.6%	89.8%	88.8%

\* This is based on patients treated on this contract for their most recent course of treatment. Figures in italics indicate the base number of FP17s or Patient Questionnaire responses are less than 100. N/A is shown where the base number of responses is less than 10 during the period. % is calculated as Quantity/Base number\*100

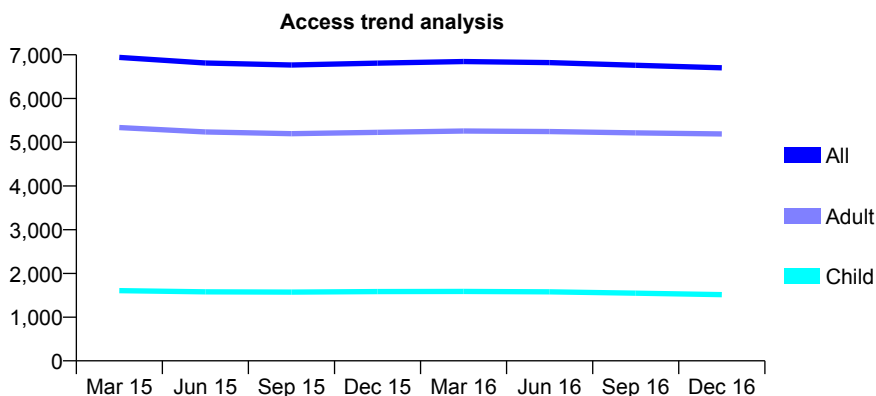
## Q50 - Vital Signs At a Glance Contract Report for 643181/0002 - December 2016

Name or company name	MR RP BERRY
Contract type name	GDS Contract
Purpose of contract	General
Contract start date	01/04/2006
Contract end date	

16/17 Contracted general activity (UDA)	17,500
Carry forward general activity (UDA)	0
16/17 Contracted orthodontic activity (UOA)	0
Carry forward orthodontic activity (UOA)	0
Baseline contract value	£521,301.77

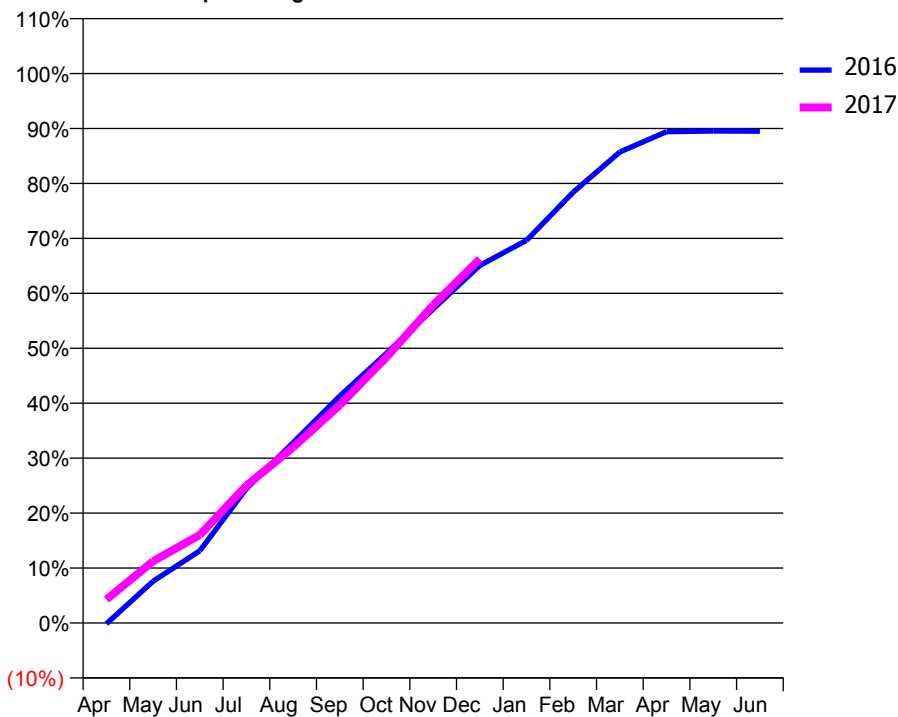
### ACCESS\*

Patients seen in 24 months	Total	Change since previous quarter
Quarter ending December 2015	6,809	
Quarter ending March 2016	6,846	→
Quarter ending June 2016	6,821	→
Quarter ending September 2016	6,761	→
Quarter ending December 2016	6,703	→
<b>Variance since December 2015</b>	<b>(1.6%)</b>	<b>↓</b>



### ACTIVITY

Cumulative percentage of contracted UDA delivered 2016 & 2017



Month	Adjusted Scheduled Activity (UDA)	
	2016	2017
April	-26	750
May	1,333	1,967
June	2,302	2,803
July	4,284	4,382
August	5,746	5,594
September	7,232	6,943
October	8,588	8,467
November	10,001	10,125
December	11,390	11,595
January	12,187	
February	13,721	
March	15,001	
April	15,649	
May	15,669	
June	15,664	

### QUALITY

	Quantity	Base Number	Contract	AT	Region	England
% of FP17s for the same patient ID Re-attending within 3 months - Children	68	1,692	4.0%	10.4%	13.4%	12.4%
% of FP17s for the same patient ID Re-attending within 3 months - Adults	669	5,413	12.4%	13.7%	17.3%	16.6%
% of FP17s for the same patient ID Re-attending between 3 & 9 months - Children	1,195	1,692	70.6%	62.8%	58.9%	57.5%
% of FP17s for the same patient ID Re-attending between 3 & 9 months - Adults	2,934	5,413	54.2%	54.7%	52.5%	50.4%
% of FP17s for Band 1 Urgent Courses	455	5,422	8.4%	7.3%	9.3%	9.1%
% of FP17s Relating to Free Repair or Replacements	55	5,422	1.0%	1.0%	1.0%	0.8%
% of FP17s Relating to Continuations	50	5,422	0.9%	1.3%	1.5%	1.3%
% of Patients satisfied with the dentistry they have received	10	11	90.9%	93.8%	93.1%	92.7%
% of Patients satisfied with the time they had to wait for an appointment	11	11	100.0%	90.6%	89.8%	88.8%

\* This is based on patients treated on this contract for their most recent course of treatment. Figures in italics indicate the base number of FP17s or Patient Questionnaire responses are less than 100. N/A is shown where the base number of responses is less than 10 during the period. % is calculated as Quantity/Base number\*100

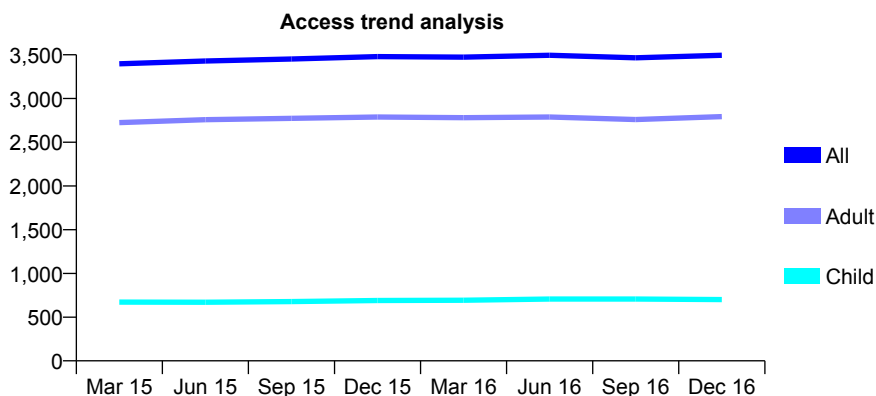
## Q50 - Vital Signs At a Glance Contract Report for 648647/0001 - December 2016

Name or company name	MISS AJ BERRY
Contract type name	GDS Contract
Purpose of contract	General
Contract start date	01/04/2006
Contract end date	

16/17 Contracted general activity (UDA)	8,752
Carry forward general activity (UDA)	0
16/17 Contracted orthodontic activity (UOA)	0
Carry forward orthodontic activity (UOA)	0
Baseline contract value	£269,402.63

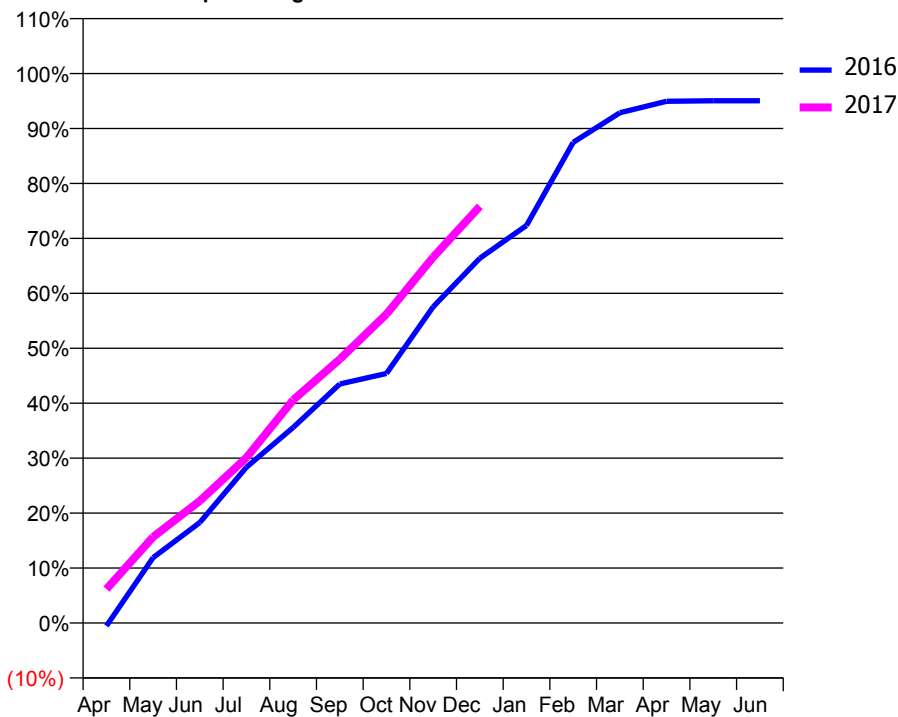
### ACCESS\*

Patients seen in 24 months	Total	Change since previous quarter
Quarter ending December 2015	3,479	
Quarter ending March 2016	3,474	→
Quarter ending June 2016	3,495	→
Quarter ending September 2016	3,466	→
Quarter ending December 2016	3,494	→
<b>Variance since December 2015</b>	<b>0.4%</b>	<b>→</b>



### ACTIVITY

Cumulative percentage of contracted UDA delivered 2016 & 2017



Month	Adjusted Scheduled Activity (UDA)	
	2016	2017
April	-47	540
May	1,042	1,372
June	1,601	1,945
July	2,482	2,635
August	3,114	3,552
September	3,807	4,202
October	3,976	4,921
November	5,037	5,827
December	5,810	6,635
January	6,333	
February	7,655	
March	8,127	
April	8,309	
May	8,318	
June	8,318	

### QUALITY

	Quantity	Base Number	Contract	AT	Region	England
% of FP17s for the same patient ID Re-attending within 3 months - Children	22	892	2.5%	10.4%	13.4%	12.4%
% of FP17s for the same patient ID Re-attending within 3 months - Adults	151	2,668	5.7%	13.7%	17.3%	16.6%
% of FP17s for the same patient ID Re-attending between 3 & 9 months - Children	651	892	73.0%	62.8%	58.9%	57.5%
% of FP17s for the same patient ID Re-attending between 3 & 9 months - Adults	826	2,668	31.0%	54.7%	52.5%	50.4%
% of FP17s for Band 1 Urgent Courses	76	3,451	2.2%	7.3%	9.3%	9.1%
% of FP17s Relating to Free Repair or Replacements	9	3,451	0.3%	1.0%	1.0%	0.8%
% of FP17s Relating to Continuations	20	3,451	0.6%	1.3%	1.5%	1.3%
% of Patients satisfied with the dentistry they have received	9	9	N/A	93.8%	93.1%	92.7%
% of Patients satisfied with the time they had to wait for an appointment	9	9	N/A	90.6%	89.8%	88.8%

\* This is based on patients treated on this contract for their most recent course of treatment. Figures in italics indicate the base number of FP17s or Patient Questionnaire responses are less than 100. N/A is shown where the base number of responses is less than 10 during the period. % is calculated as Quantity/Base number\*100

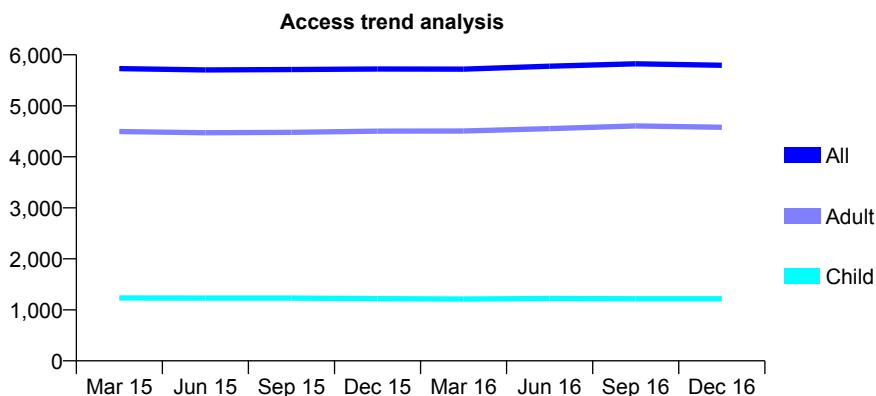
## Q50 - Vital Signs At a Glance Contract Report for 651311/0001 - December 2016

Name or company name	MR MA AMOS
Contract type name	GDS Contract
Purpose of contract	General
Contract start date	01/04/2006
Contract end date	

16/17 Contracted general activity (UDA)	14,800
Carry forward general activity (UDA)	0
16/17 Contracted orthodontic activity (UOA)	0
Carry forward orthodontic activity (UOA)	0
Baseline contract value	£342,366.68

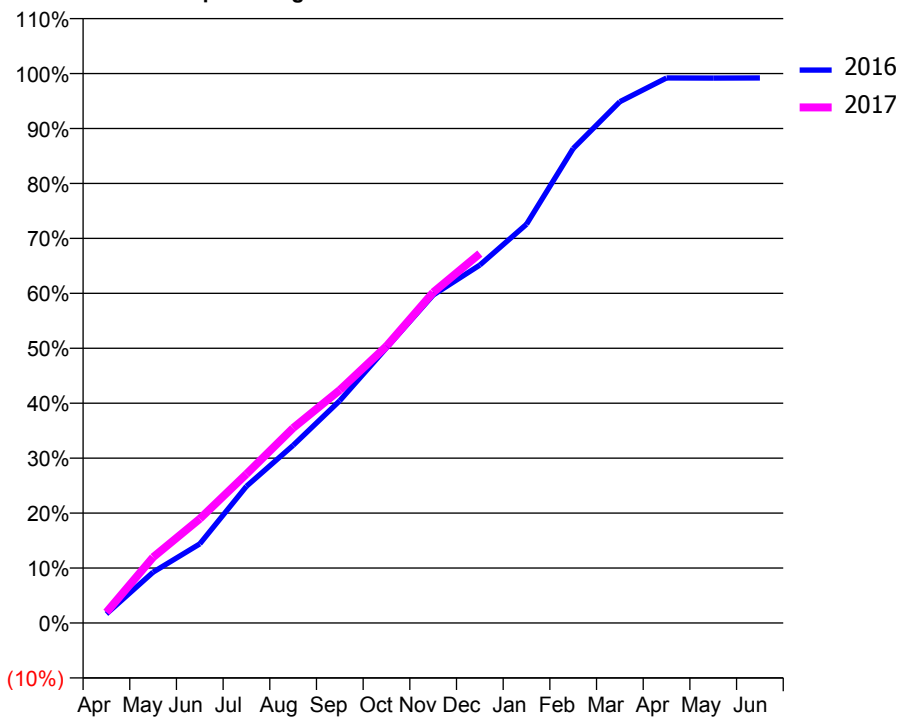
### ACCESS\*

Patients seen in 24 months	Total	Change since previous quarter
Quarter ending December 2015	5,722	
Quarter ending March 2016	5,718	→
Quarter ending June 2016	5,776	→
Quarter ending September 2016	5,823	→
Quarter ending December 2016	5,796	→
<b>Variance since December 2015</b>	<b>1.3%</b>	<b>→</b>



### ACTIVITY

Cumulative percentage of contracted UDA delivered 2016 & 2017



Month	Adjusted Scheduled Activity (UDA)	
	2016	2017
April	247	290
May	1,371	1,771
June	2,131	2,807
July	3,683	4,012
August	4,784	5,253
September	5,990	6,276
October	7,411	7,459
November	8,833	8,904
December	9,641	9,949
January	10,741	
February	12,781	
March	14,042	
April	14,681	
May	14,677	
June	14,679	

### QUALITY

	Quantity	Base Number	Contract	AT	Region	England
% of FP17s for the same patient ID Re-attending within 3 months - Children	142	1,587	8.9%	10.4%	13.4%	12.4%
% of FP17s for the same patient ID Re-attending within 3 months - Adults	661	5,082	13.0%	13.7%	17.3%	16.6%
% of FP17s for the same patient ID Re-attending between 3 & 9 months - Children	1,107	1,587	69.8%	62.8%	58.9%	57.5%
% of FP17s for the same patient ID Re-attending between 3 & 9 months - Adults	2,863	5,082	56.3%	54.7%	52.5%	50.4%
% of FP17s for Band 1 Urgent Courses	164	5,636	2.9%	7.3%	9.3%	9.1%
% of FP17s Relating to Free Repair or Replacements	69	5,636	1.2%	1.0%	1.0%	0.8%
% of FP17s Relating to Continuations	64	5,636	1.1%	1.3%	1.5%	1.3%
% of Patients satisfied with the dentistry they have received	15	16	93.8%	93.8%	93.1%	92.7%
% of Patients satisfied with the time they had to wait for an appointment	16	16	100.0%	90.6%	89.8%	88.8%

\* This is based on patients treated on this contract for their most recent course of treatment. Figures in italics indicate the base number of FP17s or Patient Questionnaire responses are less than 100. N/A is shown where the base number of responses is less than 10 during the period. % is calculated as Quantity/Base number\*100

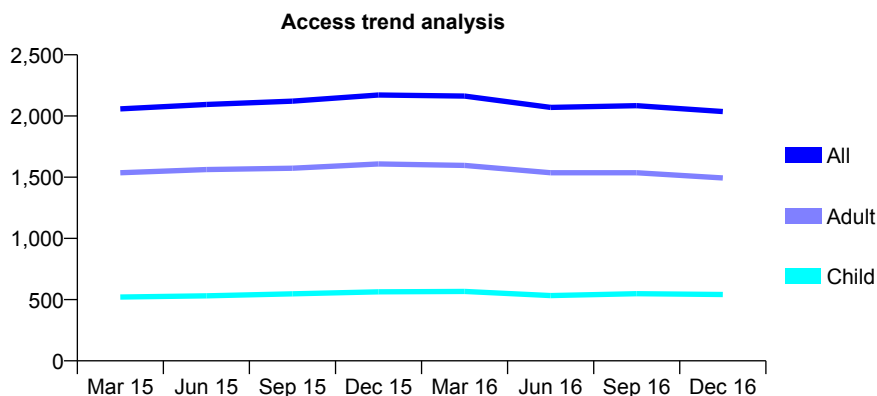
## Q50 - Vital Signs At a Glance Contract Report for 651788/0001 - December 2016

Name or company name	MR A MOHAGH
Contract type name	GDS Contract
Purpose of contract	General
Contract start date	01/04/2006
Contract end date	

16/17 Contracted general activity (UDA)	5,051
Carry forward general activity (UDA)	0
16/17 Contracted orthodontic activity (UOA)	0
Carry forward orthodontic activity (UOA)	0
Baseline contract value	£128,111.03

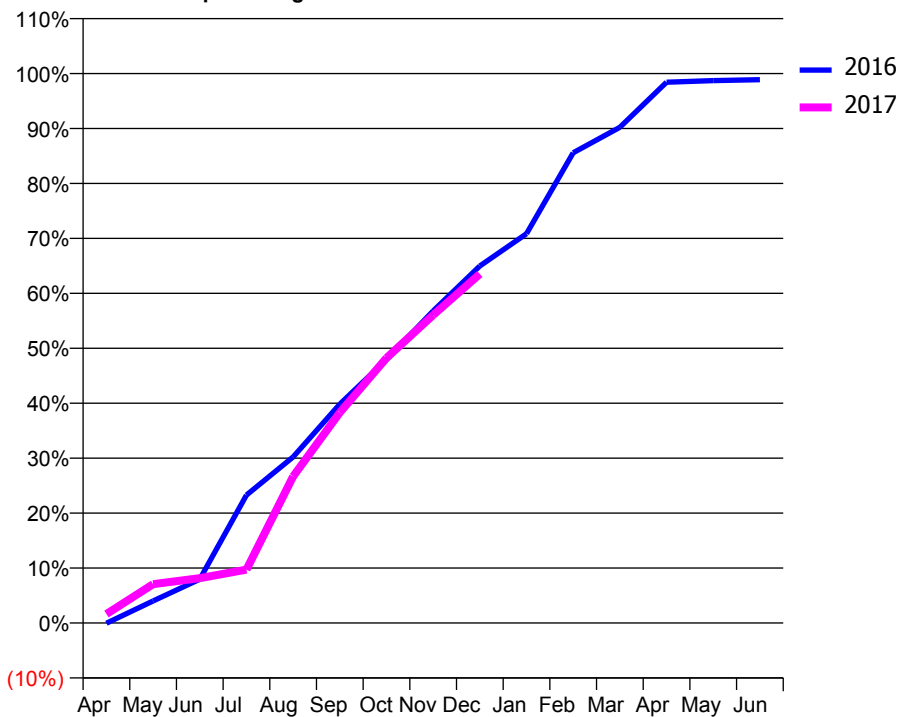
### ACCESS\*

Patients seen in 24 months	Total	Change since previous quarter
Quarter ending December 2015	2,172	
Quarter ending March 2016	2,163	→
Quarter ending June 2016	2,070	↓
Quarter ending September 2016	2,084	→
Quarter ending December 2016	2,036	↓
<b>Variance since December 2015</b>	<b>(6.3%)</b>	<b>↓</b>



### ACTIVITY

Cumulative percentage of contracted UDA delivered 2016 & 2017



Month	Adjusted Scheduled Activity (UDA)	
	2016	2017
April	-3	83
May	203	358
June	402	413
July	1,176	491
August	1,527	1,347
September	2,012	1,935
October	2,421	2,436
November	2,869	2,831
December	3,282	3,208
January	3,579	
February	4,323	
March	4,556	
April	4,971	
May	4,986	
June	4,995	

### QUALITY

	Quantity	Base Number	Contract	AT	Region	England
% of FP17s for the same patient ID Re-attending within 3 months - Children	69	649	10.6%	10.4%	13.4%	12.4%
% of FP17s for the same patient ID Re-attending within 3 months - Adults	79	1,097	7.2%	13.7%	17.3%	16.6%
% of FP17s for the same patient ID Re-attending between 3 & 9 months - Children	349	649	53.8%	62.8%	58.9%	57.5%
% of FP17s for the same patient ID Re-attending between 3 & 9 months - Adults	422	1,097	38.5%	54.7%	52.5%	50.4%
% of FP17s for Band 1 Urgent Courses	96	1,532	6.3%	7.3%	9.3%	9.1%
% of FP17s Relating to Free Repair or Replacements	1	1,532	0.1%	1.0%	1.0%	0.8%
% of FP17s Relating to Continuations	2	1,532	0.1%	1.3%	1.5%	1.3%
% of Patients satisfied with the dentistry they have received	5	5	N/A	93.8%	93.1%	92.7%
% of Patients satisfied with the time they had to wait for an appointment	5	5	N/A	90.6%	89.8%	88.8%

\* This is based on patients treated on this contract for their most recent course of treatment. Figures in italics indicate the base number of FP17s or Patient Questionnaire responses are less than 100. N/A is shown where the base number of responses is less than 10 during the period. % is calculated as Quantity/Base number\*100

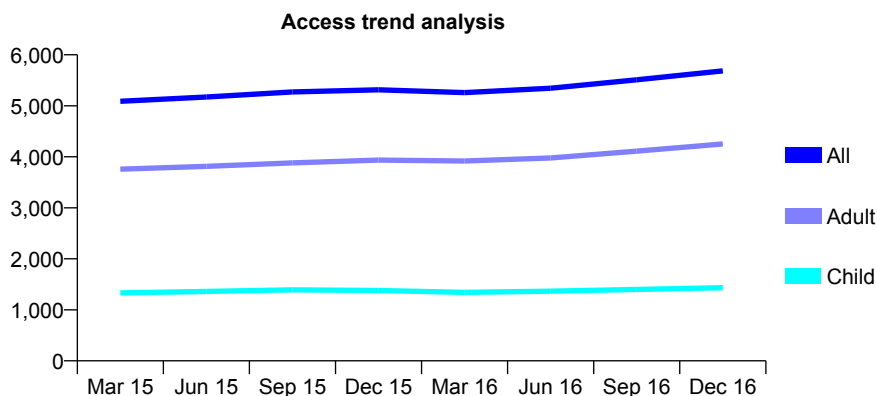
## Q50 - Vital Signs At a Glance Contract Report for 678473/0001 - December 2016

Name or company name	MR TJ SPENCE
Contract type name	GDS Contract
Purpose of contract	General
Contract start date	01/04/2006
Contract end date	

16/17 Contracted general activity (UDA)	16,050
Carry forward general activity (UDA)	0
16/17 Contracted orthodontic activity (UOA)	0
Carry forward orthodontic activity (UOA)	0
Baseline contract value	£446,420.69

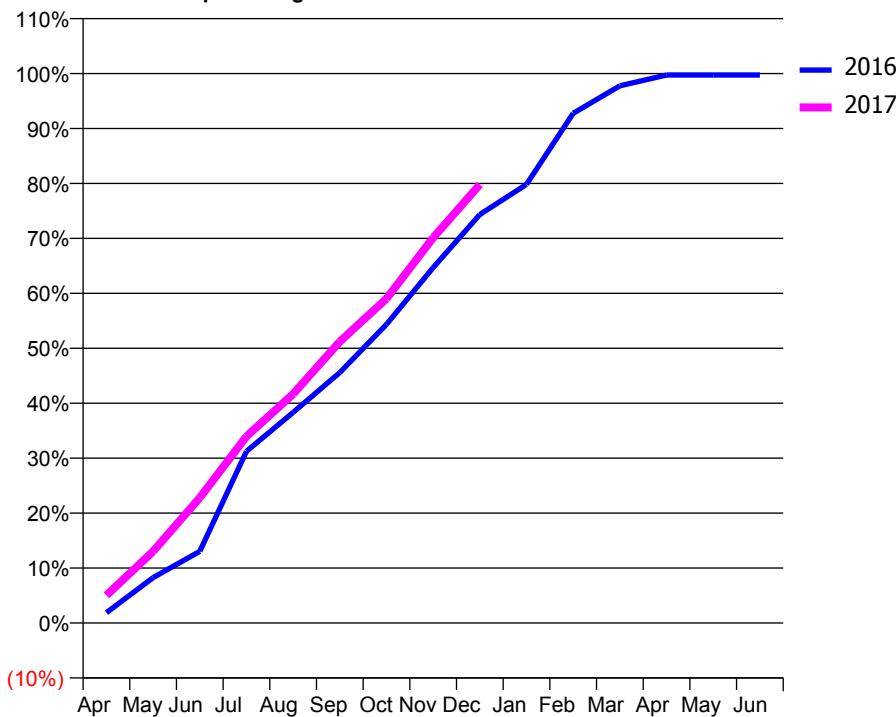
### ACCESS\*

Patients seen in 24 months	Total	Change since previous quarter
Quarter ending December 2015	5,315	
Quarter ending March 2016	5,260	↓
Quarter ending June 2016	5,345	→
Quarter ending September 2016	5,510	↑
Quarter ending December 2016	5,686	↑
<b>Variance since December 2015</b>	<b>7.0%</b>	<b>↑</b>



### ACTIVITY

Cumulative percentage of contracted UDA delivered 2016 & 2017



Month	Adjusted Scheduled Activity (UDA)	
	2016	2017
April	303	808
May	1,328	2,094
June	2,094	3,660
July	5,013	5,450
August	6,152	6,690
September	7,318	8,220
October	8,722	9,473
November	10,380	11,253
December	11,933	12,809
January	12,813	
February	14,889	
March	15,690	
April	16,007	
May	16,006	
June	16,006	

### QUALITY

	Quantity	Base Number	Contract	AT	Region	England
% of FP17s for the same patient ID Re-attending within 3 months - Children	181	1,902	9.5%	10.4%	13.4%	12.4%
% of FP17s for the same patient ID Re-attending within 3 months - Adults	524	5,170	10.1%	13.7%	17.3%	16.6%
% of FP17s for the same patient ID Re-attending between 3 & 9 months - Children	1,222	1,902	64.2%	62.8%	58.9%	57.5%
% of FP17s for the same patient ID Re-attending between 3 & 9 months - Adults	3,238	5,170	62.6%	54.7%	52.5%	50.4%
% of FP17s for Band 1 Urgent Courses	335	6,969	4.8%	7.3%	9.3%	9.1%
% of FP17s Relating to Free Repair or Replacements	92	6,969	1.3%	1.0%	1.0%	0.8%
% of FP17s Relating to Continuations	53	6,969	0.8%	1.3%	1.5%	1.3%
% of Patients satisfied with the dentistry they have received	11	11	100.0%	93.8%	93.1%	92.7%
% of Patients satisfied with the time they had to wait for an appointment	11	11	100.0%	90.6%	89.8%	88.8%

\* This is based on patients treated on this contract for their most recent course of treatment. Figures in italics indicate the base number of FP17s or Patient Questionnaire responses are less than 100. N/A is shown where the base number of responses is less than 10 during the period. % is calculated as Quantity/Base number\*100



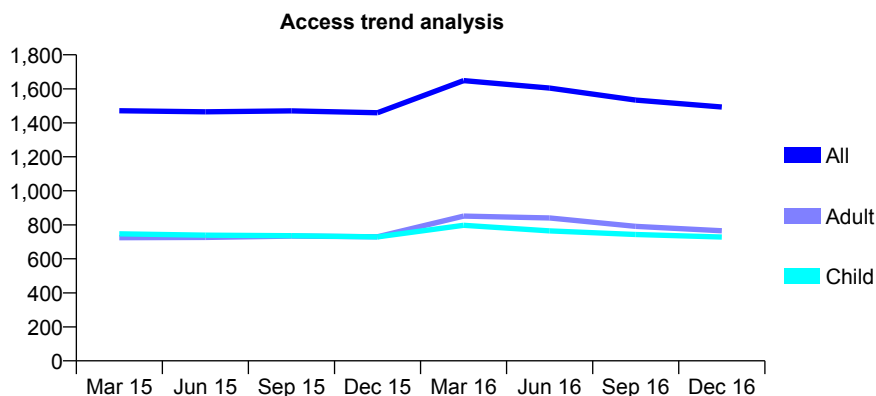
## Q50 - Vital Signs At a Glance Contract Report for 678473/0002 - December 2016

Name or company name	MR TJ SPENCE
Contract type name	GDS Contract
Purpose of contract	General
Contract start date	01/04/2006
Contract end date	

16/17 Contracted general activity (UDA)	3,787
Carry forward general activity (UDA)	0
16/17 Contracted orthodontic activity (UOA)	0
Carry forward orthodontic activity (UOA)	0
Baseline contract value	£97,447.33

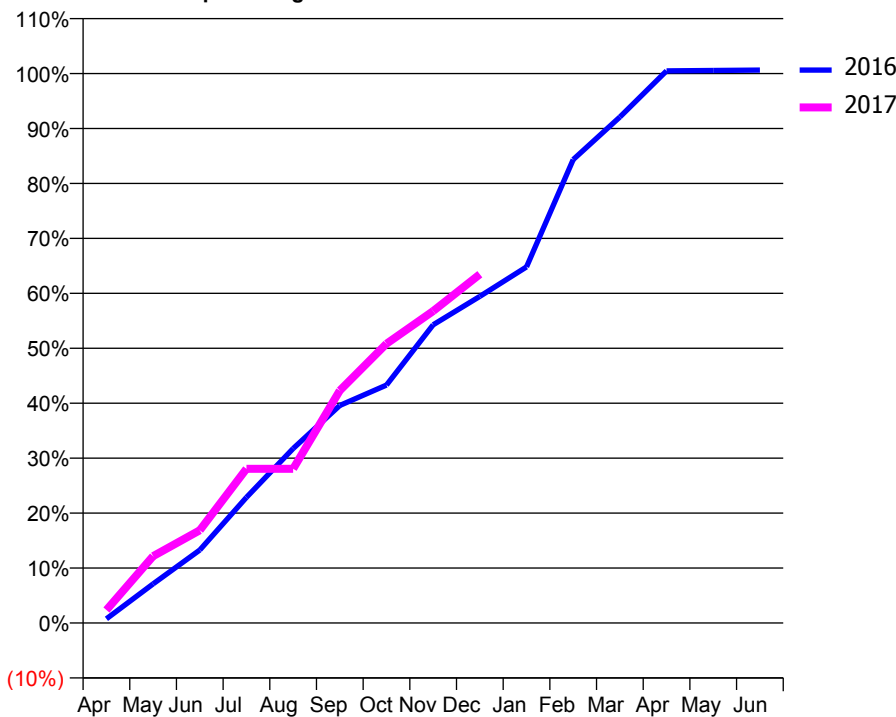
### ACCESS\*

Patients seen in 24 months	Total	Change since previous quarter
Quarter ending December 2015	1,459	
Quarter ending March 2016	1,648	↑
Quarter ending June 2016	1,604	↓
Quarter ending September 2016	1,534	↓
Quarter ending December 2016	1,493	↓
<b>Variance since December 2015</b>	<b>2.3%</b>	<b>↑</b>



### ACTIVITY

Cumulative percentage of contracted UDA delivered 2016 & 2017



Month	Adjusted Scheduled Activity (UDA)	
	2016	2017
April	29	90
May	269	461
June	503	639
July	866	1,063
August	1,202	1,063
September	1,500	1,602
October	1,640	1,924
November	2,055	2,150
December	2,251	2,404
January	2,454	
February	3,194	
March	3,487	
April	3,805	
May	3,808	
June	3,811	

### QUALITY

	Quantity	Base Number	Contract	AT	Region	England
% of FP17s for the same patient ID Re-attending within 3 months - Children	55	871	6.3%	10.4%	13.4%	12.4%
% of FP17s for the same patient ID Re-attending within 3 months - Adults	77	791	9.7%	13.7%	17.3%	16.6%
% of FP17s for the same patient ID Re-attending between 3 & 9 months - Children	594	871	68.2%	62.8%	58.9%	57.5%
% of FP17s for the same patient ID Re-attending between 3 & 9 months - Adults	505	791	63.8%	54.7%	52.5%	50.4%
% of FP17s for Band 1 Urgent Courses	49	1,493	3.3%	7.3%	9.3%	9.1%
% of FP17s Relating to Free Repair or Replacements	10	1,493	0.7%	1.0%	1.0%	0.8%
% of FP17s Relating to Continuations	8	1,493	0.5%	1.3%	1.5%	1.3%
% of Patients satisfied with the dentistry they have received	3	3	N/A	93.8%	93.1%	92.7%
% of Patients satisfied with the time they had to wait for an appointment	3	3	N/A	90.6%	89.8%	88.8%

\* This is based on patients treated on this contract for their most recent course of treatment. Figures in italics indicate the base number of FP17s or Patient Questionnaire responses are less than 100. N/A is shown where the base number of responses is less than 10 during the period. % is calculated as Quantity/Base number\*100

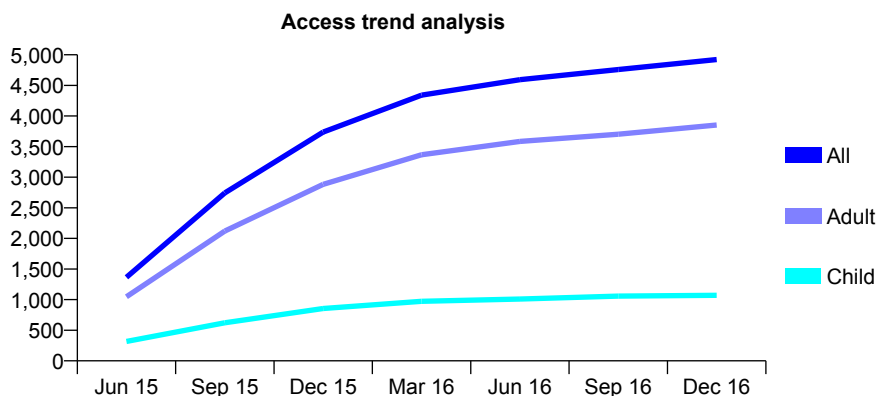
## Q50 - Vital Signs At a Glance Contract Report for 682985/0001 - December 2016

Name or company name	MRS ZR BURNS
Contract type name	GDS Contract
Purpose of contract	General
Contract start date	01/04/2015
Contract end date	

16/17 Contracted general activity (UDA)	16,157
Carry forward general activity (UDA)	0
16/17 Contracted orthodontic activity (UOA)	0
Carry forward orthodontic activity (UOA)	0
Baseline contract value	£377,360.72

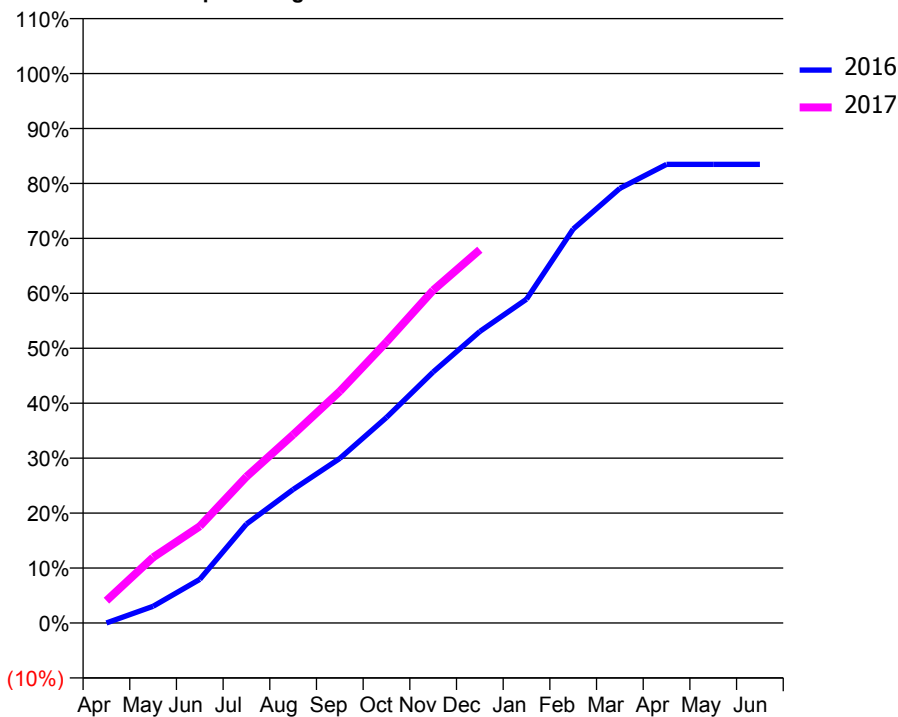
### ACCESS\*

Patients seen in 24 months	Total	Change since previous quarter
Quarter ending December 2015	3,738	
Quarter ending March 2016	4,340	↑
Quarter ending June 2016	4,594	↑
Quarter ending September 2016	4,760	↑
Quarter ending December 2016	4,922	↑
<b>Variance since December 2015</b>	<b>31.7%</b>	<b>↑</b>



### ACTIVITY

Cumulative percentage of contracted UDA delivered 2016 & 2017



Month	Adjusted Scheduled Activity (UDA)	
	2016	2017
April	0	657
May	492	1,932
June	1,283	2,845
July	2,912	4,305
August	3,925	5,540
September	4,841	6,811
October	6,045	8,262
November	7,382	9,786
December	8,572	10,976
January	9,520	
February	11,585	
March	12,778	
April	13,485	
May	13,486	
June	13,486	

### QUALITY

	Quantity	Base Number	Contract	AT	Region	England
% of FP17s for the same patient ID Re-attending within 3 months - Children	92	1,273	7.2%	10.4%	13.4%	12.4%
% of FP17s for the same patient ID Re-attending within 3 months - Adults	560	4,458	12.6%	13.7%	17.3%	16.6%
% of FP17s for the same patient ID Re-attending between 3 & 9 months - Children	817	1,273	64.2%	62.8%	58.9%	57.5%
% of FP17s for the same patient ID Re-attending between 3 & 9 months - Adults	2,750	4,458	61.7%	54.7%	52.5%	50.4%
% of FP17s for Band 1 Urgent Courses	163	5,279	3.1%	7.3%	9.3%	9.1%
% of FP17s Relating to Free Repair or Replacements	69	5,279	1.3%	1.0%	1.0%	0.8%
% of FP17s Relating to Continuations	105	5,279	2.0%	1.3%	1.5%	1.3%
% of Patients satisfied with the dentistry they have received	21	22	95.5%	93.8%	93.1%	92.7%
% of Patients satisfied with the time they had to wait for an appointment	20	22	90.9%	90.6%	89.8%	88.8%

\* This is based on patients treated on this contract for their most recent course of treatment. Figures in italics indicate the base number of FP17s or Patient Questionnaire responses are less than 100. N/A is shown where the base number of responses is less than 10 during the period. % is calculated as Quantity/Base number\*100

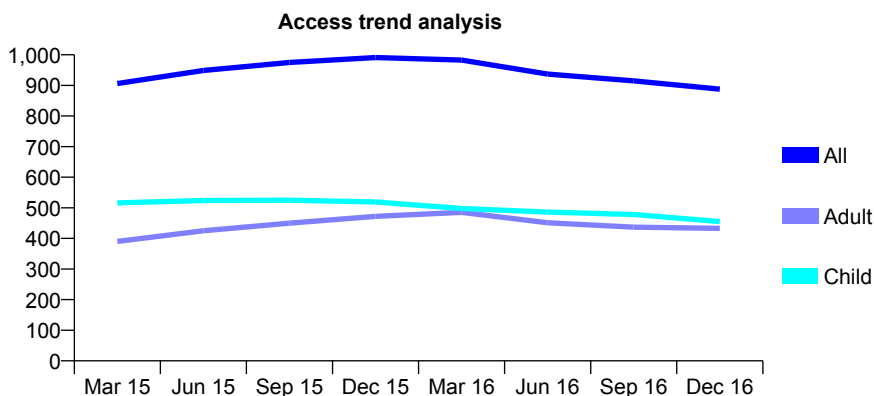
## Q50 - Vital Signs At a Glance Contract Report for 706523/0001 - December 2016

Name or company name	MR AD BERWICK
Contract type name	GDS Contract
Purpose of contract	General
Contract start date	01/04/2014
Contract end date	

16/17 Contracted general activity (UDA)	2,675
Carry forward general activity (UDA)	0
16/17 Contracted orthodontic activity (UOA)	0
Carry forward orthodontic activity (UOA)	0
Baseline contract value	£74,014.33

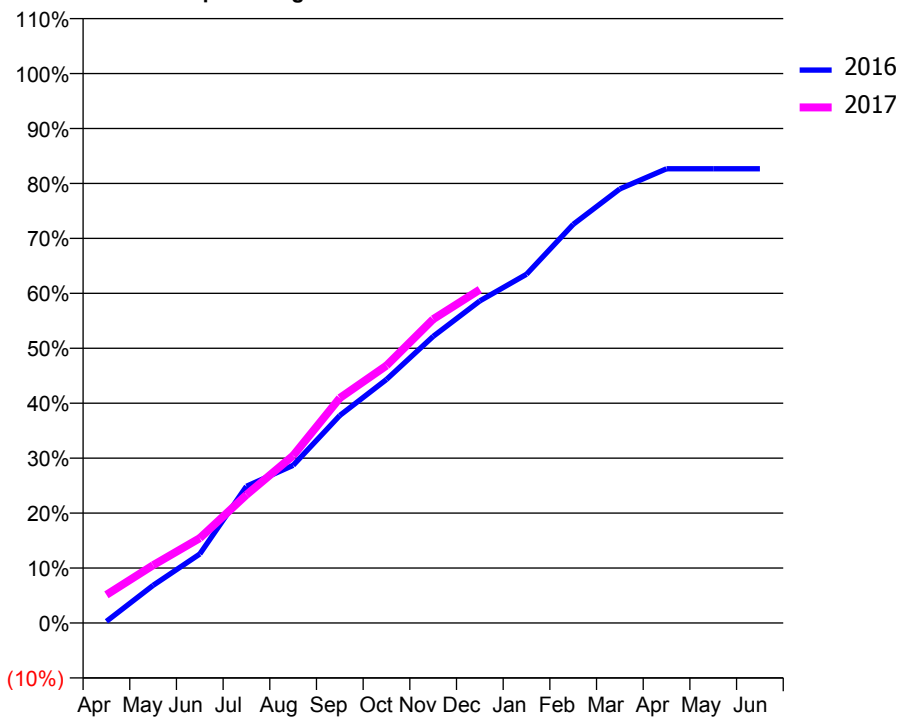
### ACCESS\*

Patients seen in 24 months	Total	Change since previous quarter
Quarter ending December 2015	991	
Quarter ending March 2016	983	→
Quarter ending June 2016	937	↓
Quarter ending September 2016	915	↓
Quarter ending December 2016	888	↓
<b>Variance since December 2015</b>	<b>(10.4%)</b>	<b>↓</b>



### ACTIVITY

Cumulative percentage of contracted UDA delivered 2016 & 2017



Month	Adjusted Scheduled Activity (UDA)	
	2016	2017
April	9	138
May	196	281
June	359	413
July	710	624
August	818	815
September	1,078	1,095
October	1,265	1,253
November	1,488	1,479
December	1,672	1,623
January	1,811	
February	2,070	
March	2,254	
April	2,358	
May	2,358	
June	2,358	

### QUALITY

	Quantity	Base Number	Contract	AT	Region	England
% of FP17s for the same patient ID Re-attending within 3 months - Children	43	640	6.7%	10.4%	13.4%	12.4%
% of FP17s for the same patient ID Re-attending within 3 months - Adults	71	413	17.2%	13.7%	17.3%	16.6%
% of FP17s for the same patient ID Re-attending between 3 & 9 months - Children	479	640	74.8%	62.8%	58.9%	57.5%
% of FP17s for the same patient ID Re-attending between 3 & 9 months - Adults	242	413	58.6%	54.7%	52.5%	50.4%
% of FP17s for Band 1 Urgent Courses	30	996	3.0%	7.3%	9.3%	9.1%
% of FP17s Relating to Free Repair or Replacements	0	996	0.0%	1.0%	1.0%	0.8%
% of FP17s Relating to Continuations	30	996	3.0%	1.3%	1.5%	1.3%
% of Patients satisfied with the dentistry they have received	2	2	N/A	93.8%	93.1%	92.7%
% of Patients satisfied with the time they had to wait for an appointment	2	2	N/A	90.6%	89.8%	88.8%

\* This is based on patients treated on this contract for their most recent course of treatment. Figures in italics indicate the base number of FP17s or Patient Questionnaire responses are less than 100. N/A is shown where the base number of responses is less than 10 during the period. % is calculated as Quantity/Base number\*100

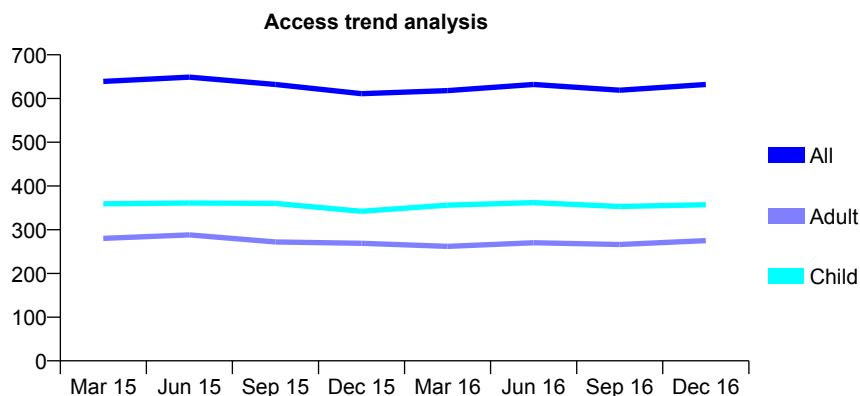
## Q50 - Vital Signs At a Glance Contract Report for 725153/0002 - December 2016

Name or company name	MR DC GILKESON
Contract type name	GDS Contract
Purpose of contract	General
Contract start date	23/12/2012
Contract end date	

16/17 Contracted general activity (UDA)	1,390
Carry forward general activity (UDA)	0
16/17 Contracted orthodontic activity (UOA)	0
Carry forward orthodontic activity (UOA)	0
Baseline contract value	£41,360.65

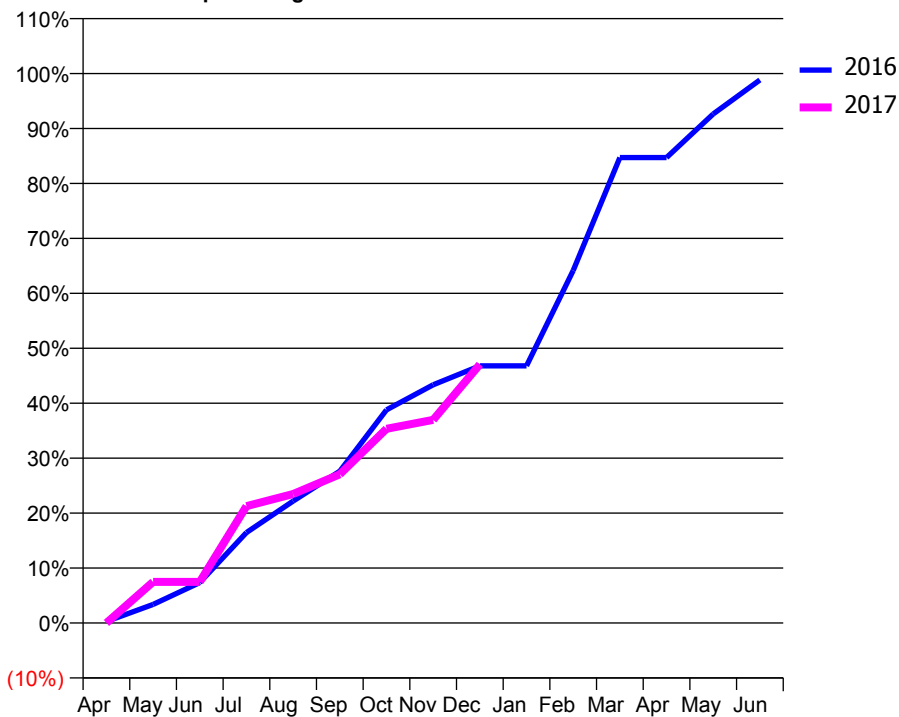
### ACCESS\*

Patients seen in 24 months	Total	Change since previous quarter
Quarter ending December 2015	611	
Quarter ending March 2016	618	→
Quarter ending June 2016	632	↑
Quarter ending September 2016	619	↓
Quarter ending December 2016	632	↑
<b>Variance since December 2015</b>	<b>3.4%</b>	<b>↑</b>



### ACTIVITY

Cumulative percentage of contracted UDA delivered 2016 & 2017



Month	Adjusted Scheduled Activity (UDA)	
	2016	2017
April	4	0
May	47	104
June	102	104
July	229	296
August	309	326
September	384	376
October	539	491
November	603	514
December	651	654
January	651	
February	892	
March	1,177	
April	1,177	
May	1,288	
June	1,374	

### QUALITY

	Quantity	Base Number	Contract	AT	Region	England
% of FP17s for the same patient ID Re-attending within 3 months - Children	10	351	2.8%	10.4%	13.4%	12.4%
% of FP17s for the same patient ID Re-attending within 3 months - Adults	13	164	7.9%	13.7%	17.3%	16.6%
% of FP17s for the same patient ID Re-attending between 3 & 9 months - Children	216	351	61.5%	62.8%	58.9%	57.5%
% of FP17s for the same patient ID Re-attending between 3 & 9 months - Adults	70	164	42.7%	54.7%	52.5%	50.4%
% of FP17s for Band 1 Urgent Courses	1	437	0.2%	7.3%	9.3%	9.1%
% of FP17s Relating to Free Repair or Replacements	0	437	0.0%	1.0%	1.0%	0.8%
% of FP17s Relating to Continuations	0	437	0.0%	1.3%	1.5%	1.3%
% of Patients satisfied with the dentistry they have received	0	0	N/A	93.8%	93.1%	92.7%
% of Patients satisfied with the time they had to wait for an appointment	0	0	N/A	90.6%	89.8%	88.8%

\* This is based on patients treated on this contract for their most recent course of treatment. Figures in italics indicate the base number of FP17s or Patient Questionnaire responses are less than 100. N/A is shown where the base number of responses is less than 10 during the period. % is calculated as Quantity/Base number\*100

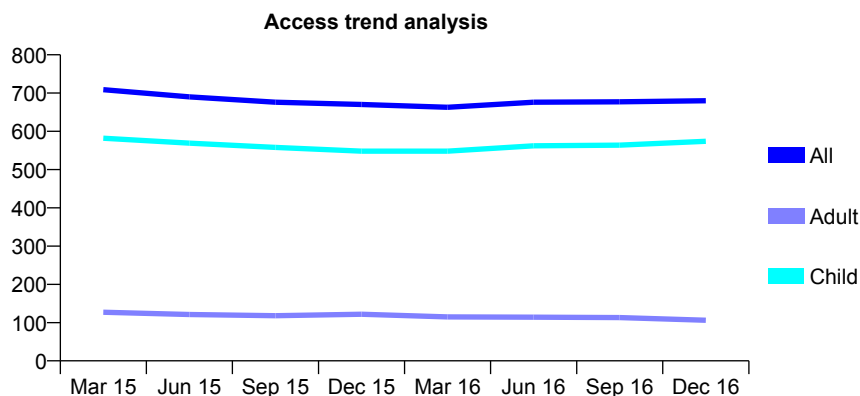
## Q50 - Vital Signs At a Glance Contract Report for 732974/0001 - December 2016

Name or company name	MR IJ AUCKLAND
Contract type name	GDS Contract
Purpose of contract	General and Orthodontic
Contract start date	01/04/2006
Contract end date	

16/17 Contracted general activity (UDA)	1,480
Carry forward general activity (UDA)	0
16/17 Contracted orthodontic activity (UOA)	1,095
Carry forward orthodontic activity (UOA)	0
Baseline contract value	£111,772.33

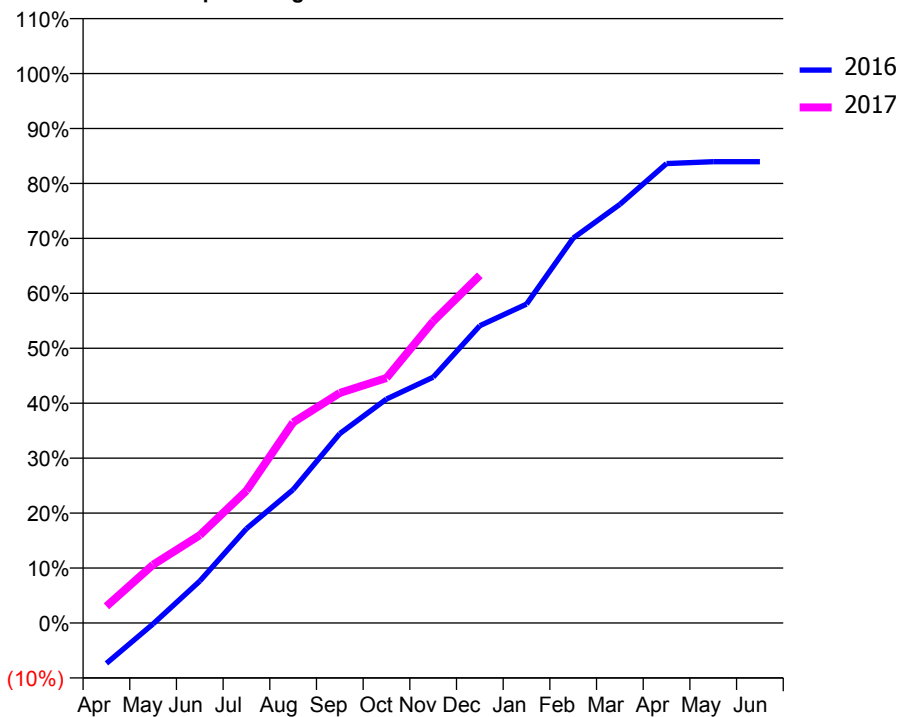
### ACCESS\*

Patients seen in 24 months	Total	Change since previous quarter
Quarter ending December 2015	670	
Quarter ending March 2016	663	↓
Quarter ending June 2016	676	→
Quarter ending September 2016	677	→
Quarter ending December 2016	680	→
<b>Variance since December 2015</b>	<b>1.5%</b>	<b>→</b>



### ACTIVITY

Cumulative percentage of contracted UDA delivered 2016 & 2017



Month	Adjusted Scheduled Activity (UDA)	
	2016	2017
April	-109	45
May	-3	157
June	113	236
July	254	357
August	359	540
September	510	620
October	603	660
November	662	813
December	801	936
January	859	
February	1,037	
March	1,127	
April	1,238	
May	1,243	
June	1,243	

### QUALITY

	Quantity	Base Number	Contract	AT	Region	England
% of FP17s for the same patient ID Re-attending within 3 months - Children	64	774	8.3%	10.4%	13.4%	12.4%
% of FP17s for the same patient ID Re-attending within 3 months - Adults	5	38	13.2%	13.7%	17.3%	16.6%
% of FP17s for the same patient ID Re-attending between 3 & 9 months - Children	540	774	69.8%	62.8%	58.9%	57.5%
% of FP17s for the same patient ID Re-attending between 3 & 9 months - Adults	29	38	76.3%	54.7%	52.5%	50.4%
% of FP17s for Band 1 Urgent Courses	22	657	3.3%	7.3%	9.3%	9.1%
% of FP17s Relating to Free Repair or Replacements	0	657	0.0%	1.0%	1.0%	0.8%
% of FP17s Relating to Continuations	0	657	0.0%	1.3%	1.5%	1.3%
% of Patients satisfied with the dentistry they have received	2	2	N/A	93.8%	93.1%	92.7%
% of Patients satisfied with the time they had to wait for an appointment	2	2	N/A	90.6%	89.8%	88.8%

\* This is based on patients treated on this contract for their most recent course of treatment. Figures in italics indicate the base number of FP17s or Patient Questionnaire responses are less than 100. N/A is shown where the base number of responses is less than 10 during the period. % is calculated as Quantity/Base number\*100

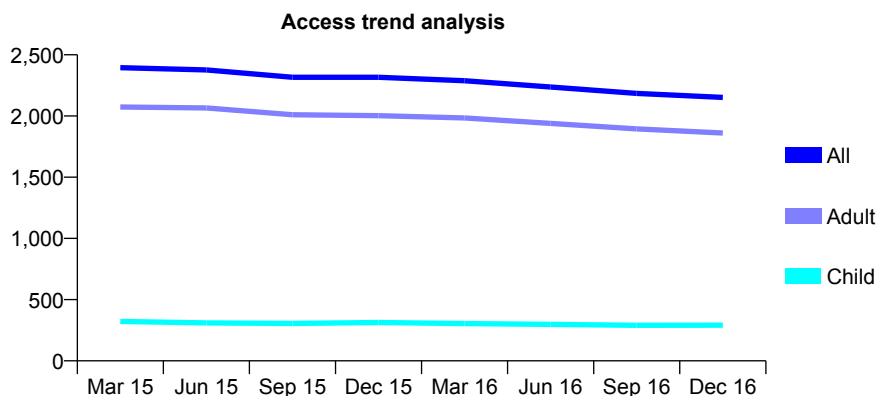
## Q50 - Vital Signs At a Glance Contract Report for 736449/0001 - December 2016

Name or company name	MR N SINCLAIR
Contract type name	GDS Contract
Purpose of contract	General
Contract start date	01/04/2006
Contract end date	

16/17 Contracted general activity (UDA)	9,815
Carry forward general activity (UDA)	0
16/17 Contracted orthodontic activity (UOA)	0
Carry forward orthodontic activity (UOA)	0
Baseline contract value	£223,025.97

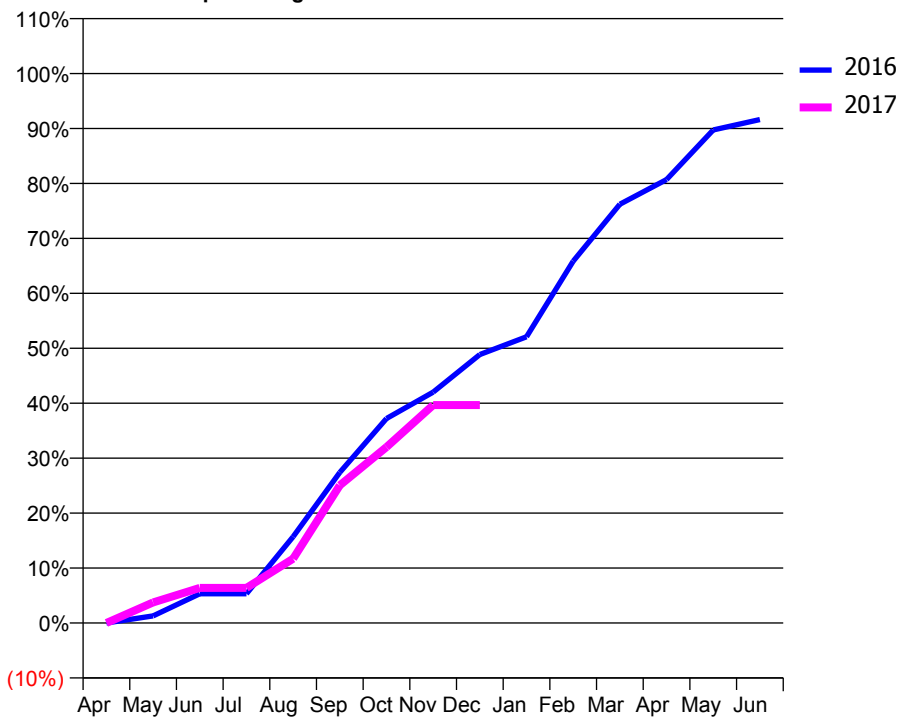
### ACCESS\*

Patients seen in 24 months	Total	Change since previous quarter
Quarter ending December 2015	2,316	
Quarter ending March 2016	2,288	↓
Quarter ending June 2016	2,237	↓
Quarter ending September 2016	2,185	↓
Quarter ending December 2016	2,152	↓
<b>Variance since December 2015</b>	<b>(7.1%)</b>	<b>↓</b>



### ACTIVITY

Cumulative percentage of contracted UDA delivered 2016 & 2017



### QUALITY

	Quantity	Base Number	Contract	AT	Region	England
% of FP17s for the same patient ID Re-attending within 3 months - Children	22	291	7.6%	10.4%	13.4%	12.4%
% of FP17s for the same patient ID Re-attending within 3 months - Adults	333	1,973	16.9%	13.7%	17.3%	16.6%
% of FP17s for the same patient ID Re-attending between 3 & 9 months - Children	196	291	67.4%	62.8%	58.9%	57.5%
% of FP17s for the same patient ID Re-attending between 3 & 9 months - Adults	1,332	1,973	67.5%	54.7%	52.5%	50.4%
% of FP17s for Band 1 Urgent Courses	161	1,750	9.2%	7.3%	9.3%	9.1%
% of FP17s Relating to Free Repair or Replacements	20	1,750	1.1%	1.0%	1.0%	0.8%
% of FP17s Relating to Continuations	17	1,750	1.0%	1.3%	1.5%	1.3%
% of Patients satisfied with the dentistry they have received	6	7	N/A	93.8%	93.1%	92.7%
% of Patients satisfied with the time they had to wait for an appointment	7	7	N/A	90.6%	89.8%	88.8%

\* This is based on patients treated on this contract for their most recent course of treatment. Figures in italics indicate the base number of FP17s or Patient Questionnaire responses are less than 100. N/A is shown where the base number of responses is less than 10 during the period. % is calculated as Quantity/Base number\*100

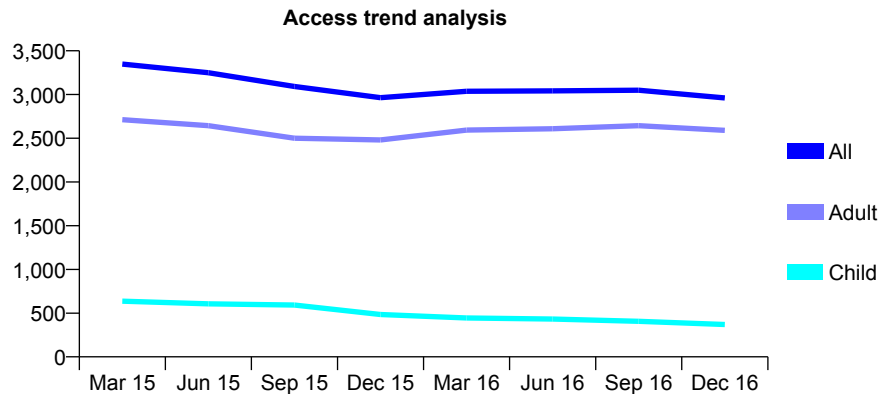
## Q50 - Vital Signs At a Glance Contract Report for 737089/0001 - December 2016

Name or company name	MR AN GATECLIFF
Contract type name	GDS Contract
Purpose of contract	General
Contract start date	01/04/2006
Contract end date	

16/17 Contracted general activity (UDA)	8,178
Carry forward general activity (UDA)	0
16/17 Contracted orthodontic activity (UOA)	0
Carry forward orthodontic activity (UOA)	0
Baseline contract value	£256,034.61

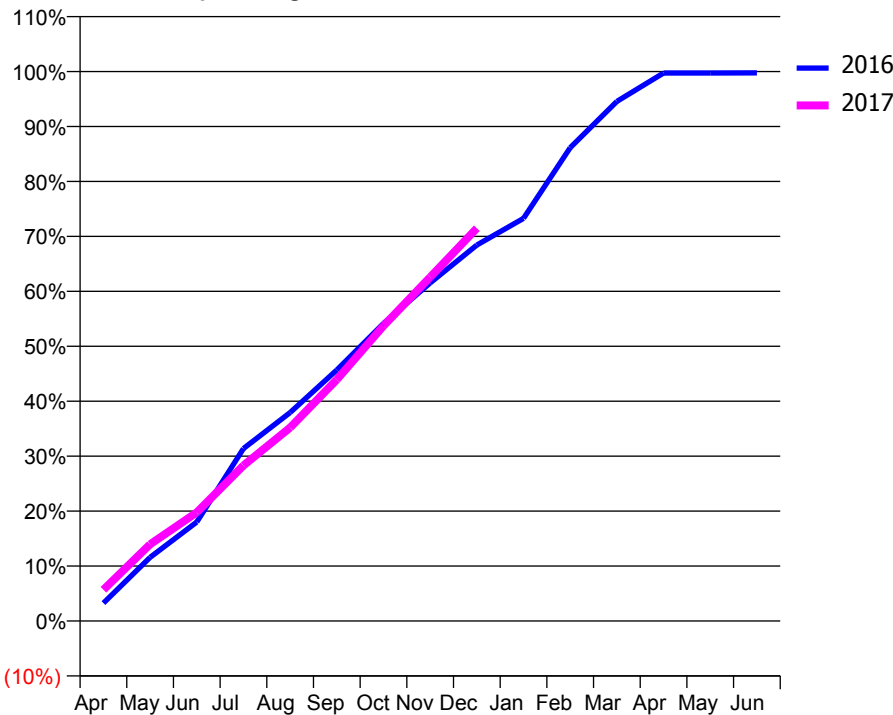
### ACCESS\*

Patients seen in 24 months	Total	Change since previous quarter
Quarter ending December 2015	2,964	
Quarter ending March 2016	3,037	↑
Quarter ending June 2016	3,041	→
Quarter ending September 2016	3,049	→
Quarter ending December 2016	2,961	↓
<b>Variance since December 2015</b>	<b>(0.1%)</b>	→



### ACTIVITY

Cumulative percentage of contracted UDA delivered 2016 & 2017



Month	Adjusted Scheduled Activity (UDA)	
	2016	2017
April	267	466
May	948	1,143
June	1,473	1,616
July	2,567	2,315
August	3,103	2,878
September	3,736	3,592
October	4,429	4,394
November	5,033	5,117
December	5,595	5,846
January	5,992	
February	7,044	
March	7,733	
April	8,155	
May	8,155	
June	8,158	

### QUALITY

	Quantity	Base Number	Contract	AT	Region	England
% of FP17s for the same patient ID Re-attending within 3 months - Children	13	522	2.5%	10.4%	13.4%	12.4%
% of FP17s for the same patient ID Re-attending within 3 months - Adults	300	2,706	11.1%	13.7%	17.3%	16.6%
% of FP17s for the same patient ID Re-attending between 3 & 9 months - Children	261	522	50.0%	62.8%	58.9%	57.5%
% of FP17s for the same patient ID Re-attending between 3 & 9 months - Adults	880	2,706	32.5%	54.7%	52.5%	50.4%
% of FP17s for Band 1 Urgent Courses	158	2,991	5.3%	7.3%	9.3%	9.1%
% of FP17s Relating to Free Repair or Replacements	37	2,991	1.2%	1.0%	1.0%	0.8%
% of FP17s Relating to Continuations	77	2,991	2.6%	1.3%	1.5%	1.3%
% of Patients satisfied with the dentistry they have received	5	5	N/A	93.8%	93.1%	92.7%
% of Patients satisfied with the time they had to wait for an appointment	5	5	N/A	90.6%	89.8%	88.8%

\* This is based on patients treated on this contract for their most recent course of treatment. Figures in italics indicate the base number of FP17s or Patient Questionnaire responses are less than 100. N/A is shown where the base number of responses is less than 10 during the period. % is calculated as Quantity/Base number\*100



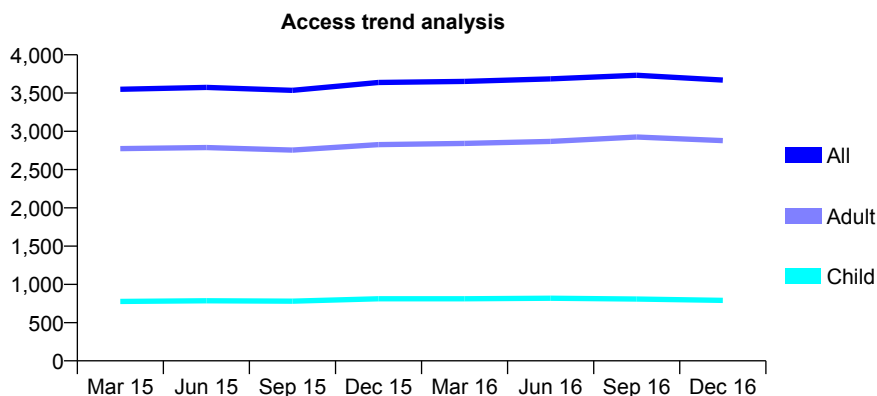
## Q50 - Vital Signs At a Glance Contract Report for 739146/0001 - December 2016

Name or company name	MR MA HOMA
Contract type name	GDS Contract
Purpose of contract	General
Contract start date	01/04/2006
Contract end date	

16/17 Contracted general activity (UDA)	7,753
Carry forward general activity (UDA)	0
16/17 Contracted orthodontic activity (UOA)	0
Carry forward orthodontic activity (UOA)	0
Baseline contract value	£218,870.10

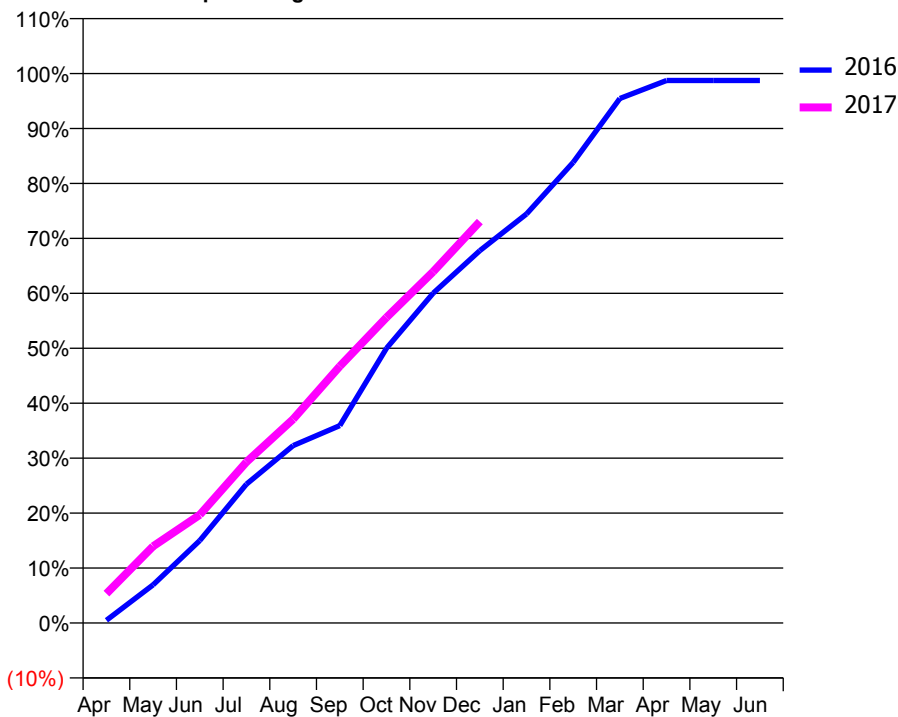
### ACCESS\*

Patients seen in 24 months	Total	Change since previous quarter
Quarter ending December 2015	3,639	
Quarter ending March 2016	3,653	→
Quarter ending June 2016	3,686	→
Quarter ending September 2016	3,732	→
Quarter ending December 2016	3,669	↓
<b>Variance since December 2015</b>	<b>0.8%</b>	<b>→</b>



### ACTIVITY

Cumulative percentage of contracted UDA delivered 2016 & 2017



Month	Adjusted Scheduled Activity (UDA)	
	2016	2017
April	38	415
May	540	1,083
June	1,163	1,528
July	1,959	2,271
August	2,504	2,875
September	2,786	3,623
October	3,877	4,311
November	4,654	4,957
December	5,253	5,664
January	5,770	
February	6,499	
March	7,401	
April	7,654	
May	7,654	
June	7,654	

### QUALITY

	Quantity	Base Number	Contract	AT	Region	England
% of FP17s for the same patient ID Re-attending within 3 months - Children	37	763	4.8%	10.4%	13.4%	12.4%
% of FP17s for the same patient ID Re-attending within 3 months - Adults	391	2,820	13.9%	13.7%	17.3%	16.6%
% of FP17s for the same patient ID Re-attending between 3 & 9 months - Children	462	763	60.6%	62.8%	58.9%	57.5%
% of FP17s for the same patient ID Re-attending between 3 & 9 months - Adults	1,433	2,820	50.8%	54.7%	52.5%	50.4%
% of FP17s for Band 1 Urgent Courses	184	2,834	6.5%	7.3%	9.3%	9.1%
% of FP17s Relating to Free Repair or Replacements	14	2,834	0.5%	1.0%	1.0%	0.8%
% of FP17s Relating to Continuations	68	2,834	2.4%	1.3%	1.5%	1.3%
% of Patients satisfied with the dentistry they have received	9	9	N/A	93.8%	93.1%	92.7%
% of Patients satisfied with the time they had to wait for an appointment	9	9	N/A	90.6%	89.8%	88.8%

\* This is based on patients treated on this contract for their most recent course of treatment. Figures in italics indicate the base number of FP17s or Patient Questionnaire responses are less than 100. N/A is shown where the base number of responses is less than 10 during the period. % is calculated as Quantity/Base number\*100

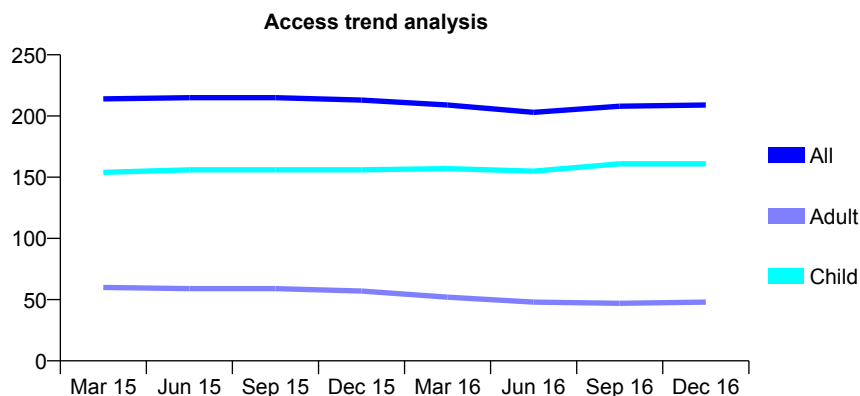
## Q50 - Vital Signs At a Glance Contract Report for 739375/0001 - December 2016

Name or company name	MRS JJ HOLBROOK
Contract type name	GDS Contract
Purpose of contract	General
Contract start date	01/04/2006
Contract end date	

16/17 Contracted general activity (UDA)	500
Carry forward general activity (UDA)	0
16/17 Contracted orthodontic activity (UOA)	0
Carry forward orthodontic activity (UOA)	0
Baseline contract value	£14,639.19

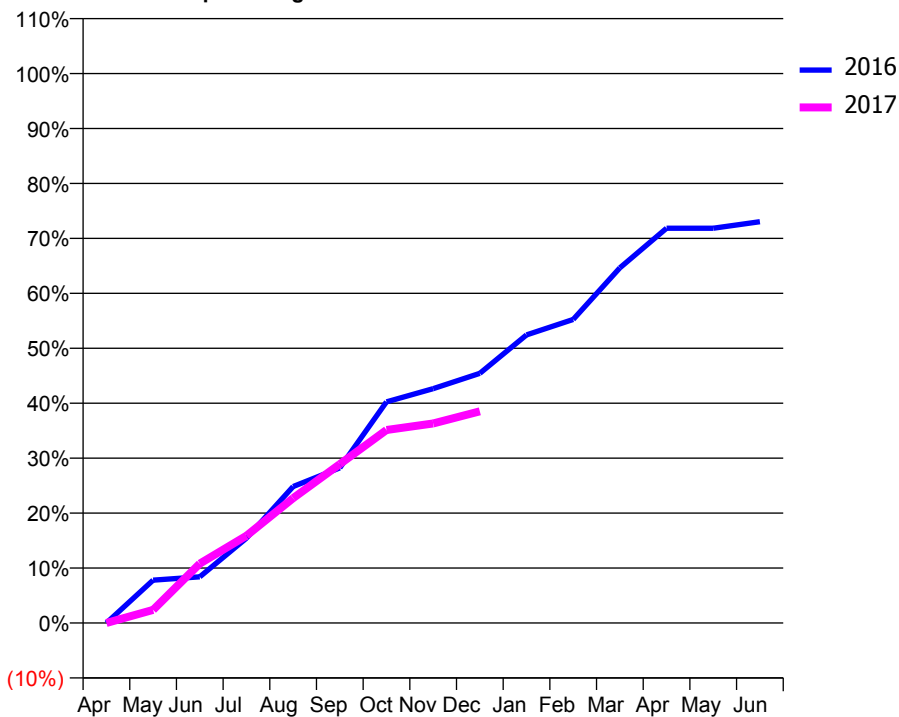
### ACCESS\*

Patients seen in 24 months	Total	Change since previous quarter
Quarter ending December 2015	213	
Quarter ending March 2016	209	↓
Quarter ending June 2016	203	↓
Quarter ending September 2016	208	↑
Quarter ending December 2016	209	→
<b>Variance since December 2015</b>	<b>(1.9%)</b>	<b>↓</b>



### ACTIVITY

Cumulative percentage of contracted UDA delivered 2016 & 2017



Month	Adjusted Scheduled Activity (UDA)	
	2016	2017
April	0	0
May	39	12
June	42	54
July	77	79
August	124	114
September	141	145
October	201	176
November	213	182
December	227	193
January	262	
February	276	
March	323	
April	359	
May	359	
June	365	

### QUALITY

	Quantity	Base Number	Contract	AT	Region	England
% of FP17s for the same patient ID Re-attending within 3 months - Children	4	166	2.4%	10.4%	13.4%	12.4%
% of FP17s for the same patient ID Re-attending within 3 months - Adults	2	28	7.1%	13.7%	17.3%	16.6%
% of FP17s for the same patient ID Re-attending between 3 & 9 months - Children	106	166	63.9%	62.8%	58.9%	57.5%
% of FP17s for the same patient ID Re-attending between 3 & 9 months - Adults	20	28	71.4%	54.7%	52.5%	50.4%
% of FP17s for Band 1 Urgent Courses	3	160	1.9%	7.3%	9.3%	9.1%
% of FP17s Relating to Free Repair or Replacements	0	160	0.0%	1.0%	1.0%	0.8%
% of FP17s Relating to Continuations	2	160	1.3%	1.3%	1.5%	1.3%
% of Patients satisfied with the dentistry they have received	0	0	N/A	93.8%	93.1%	92.7%
% of Patients satisfied with the time they had to wait for an appointment	0	0	N/A	90.6%	89.8%	88.8%

\* This is based on patients treated on this contract for their most recent course of treatment. Figures in italics indicate the base number of FP17s or Patient Questionnaire responses are less than 100. N/A is shown where the base number of responses is less than 10 during the period. % is calculated as Quantity/Base number\*100

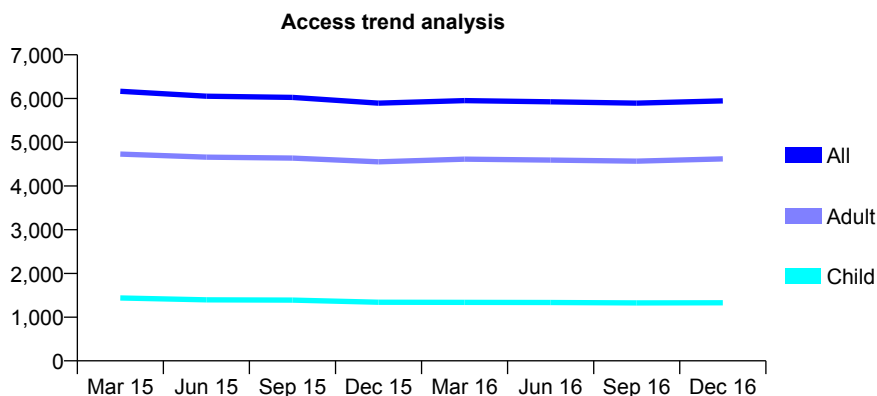
## Q50 - Vital Signs At a Glance Contract Report for 739766/0001 - December 2016

Name or company name	MR DG BOFF
Contract type name	GDS Contract
Purpose of contract	General
Contract start date	01/04/2006
Contract end date	

16/17 Contracted general activity (UDA)	15,658
Carry forward general activity (UDA)	0
16/17 Contracted orthodontic activity (UOA)	0
Carry forward orthodontic activity (UOA)	0
Baseline contract value	£469,951.91

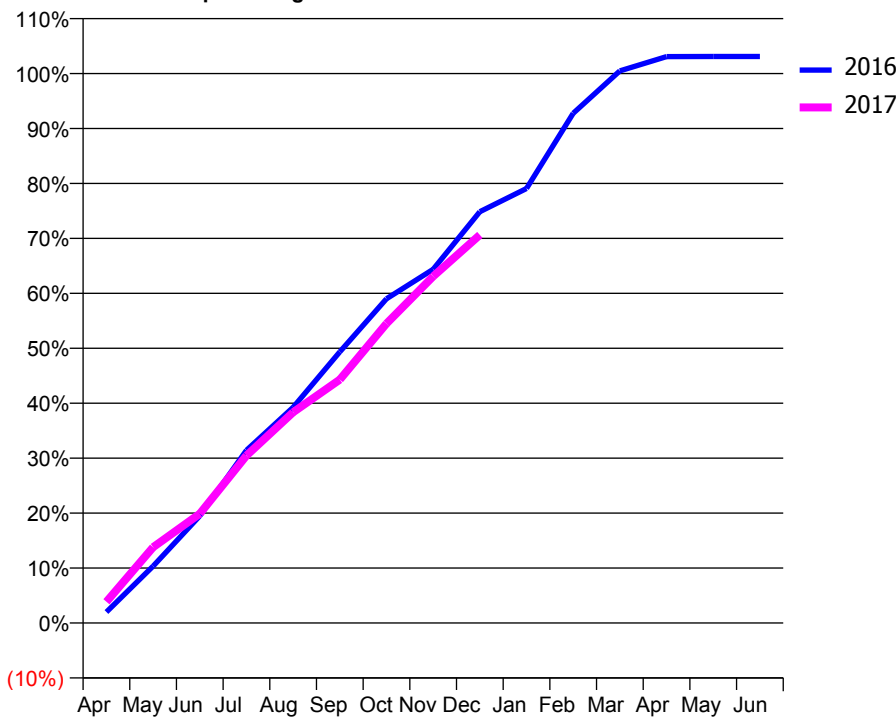
### ACCESS\*

Patients seen in 24 months	Total	Change since previous quarter
Quarter ending December 2015	5,894	
Quarter ending March 2016	5,951	→
Quarter ending June 2016	5,926	→
Quarter ending September 2016	5,894	→
Quarter ending December 2016	5,946	→
<b>Variance since December 2015</b>	<b>0.9%</b>	<b>→</b>



### ACTIVITY

Cumulative percentage of contracted UDA delivered 2016 & 2017



Month	Adjusted Scheduled Activity (UDA)	
	2016	2017
April	313	605
May	1,619	2,160
June	3,053	3,114
July	4,922	4,770
August	6,147	6,005
September	7,728	6,936
October	9,241	8,531
November	10,078	9,879
December	11,720	11,060
January	12,381	
February	14,523	
March	15,732	
April	16,139	
May	16,141	
June	16,142	

### QUALITY

	Quantity	Base Number	Contract	AT	Region	England
% of FP17s for the same patient ID Re-attending within 3 months - Children	245	1,880	13.0%	10.4%	13.4%	12.4%
% of FP17s for the same patient ID Re-attending within 3 months - Adults	661	4,801	13.8%	13.7%	17.3%	16.6%
% of FP17s for the same patient ID Re-attending between 3 & 9 months - Children	1,238	1,880	65.9%	62.8%	58.9%	57.5%
% of FP17s for the same patient ID Re-attending between 3 & 9 months - Adults	1,857	4,801	38.7%	54.7%	52.5%	50.4%
% of FP17s for Band 1 Urgent Courses	40	6,383	0.6%	7.3%	9.3%	9.1%
% of FP17s Relating to Free Repair or Replacements	21	6,383	0.3%	1.0%	1.0%	0.8%
% of FP17s Relating to Continuations	118	6,383	1.8%	1.3%	1.5%	1.3%
% of Patients satisfied with the dentistry they have received	14	14	100.0%	93.8%	93.1%	92.7%
% of Patients satisfied with the time they had to wait for an appointment	14	14	100.0%	90.6%	89.8%	88.8%

\* This is based on patients treated on this contract for their most recent course of treatment. Figures in italics indicate the base number of FP17s or Patient Questionnaire responses are less than 100. N/A is shown where the base number of responses is less than 10 during the period. % is calculated as Quantity/Base number\*100

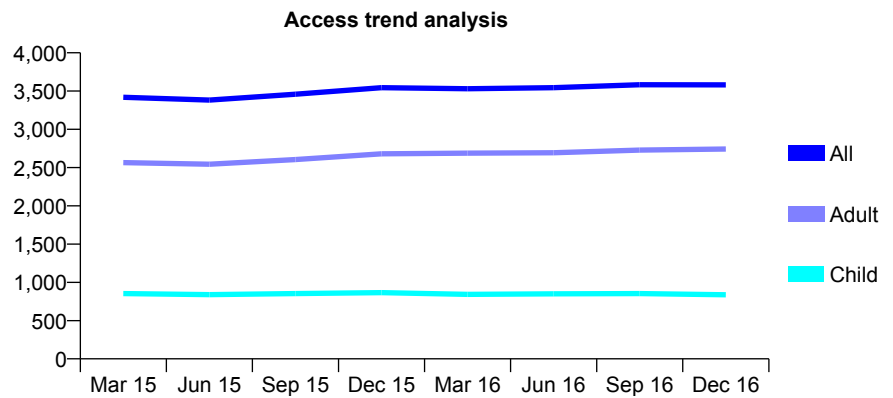
## Q50 - Vital Signs At a Glance Contract Report for 739766/0002 - December 2016

Name or company name	MR DG BOFF
Contract type name	GDS Contract
Purpose of contract	General
Contract start date	01/04/2006
Contract end date	

16/17 Contracted general activity (UDA)	18,000
Carry forward general activity (UDA)	0
16/17 Contracted orthodontic activity (UOA)	0
Carry forward orthodontic activity (UOA)	0
Baseline contract value	£577,221.18

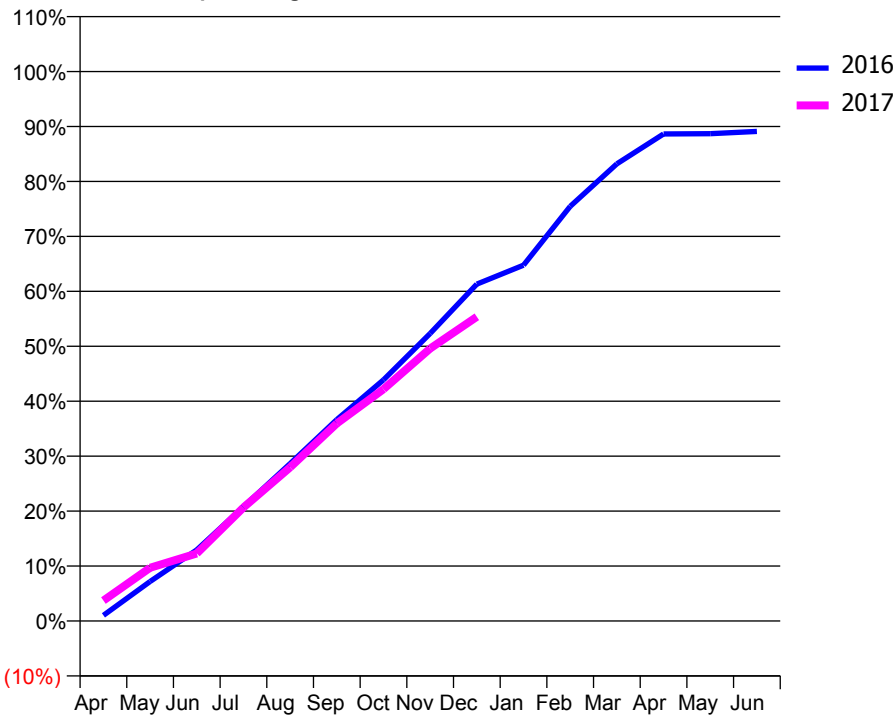
### ACCESS\*

Patients seen in 24 months	Total	Change since previous quarter
Quarter ending December 2015	3,545	
Quarter ending March 2016	3,530	→
Quarter ending June 2016	3,544	→
Quarter ending September 2016	3,582	→
Quarter ending December 2016	3,580	→
<b>Variance since December 2015</b>	<b>1.0%</b>	<b>→</b>



### ACTIVITY

Cumulative percentage of contracted UDA delivered 2016 & 2017



Month	Adjusted Scheduled Activity (UDA)	
	2016	2017
April	185	671
May	1,296	1,746
June	2,329	2,211
July	3,747	3,721
August	5,156	5,032
September	6,598	6,470
October	7,901	7,593
November	9,420	8,925
December	11,035	9,968
January	11,658	
February	13,580	
March	14,974	
April	15,953	
May	15,961	
June	16,039	

### QUALITY

	Quantity	Base Number	Contract	AT	Region	England
% of FP17s for the same patient ID Re-attending within 3 months - Children	143	1,205	11.9%	10.4%	13.4%	12.4%
% of FP17s for the same patient ID Re-attending within 3 months - Adults	559	3,189	17.5%	13.7%	17.3%	16.6%
% of FP17s for the same patient ID Re-attending between 3 & 9 months - Children	796	1,205	66.1%	62.8%	58.9%	57.5%
% of FP17s for the same patient ID Re-attending between 3 & 9 months - Adults	1,882	3,189	59.0%	54.7%	52.5%	50.4%
% of FP17s for Band 1 Urgent Courses	349	4,075	8.6%	7.3%	9.3%	9.1%
% of FP17s Relating to Free Repair or Replacements	59	4,075	1.4%	1.0%	1.0%	0.8%
% of FP17s Relating to Continuations	77	4,075	1.9%	1.3%	1.5%	1.3%
% of Patients satisfied with the dentistry they have received	23	23	100.0%	93.8%	93.1%	92.7%
% of Patients satisfied with the time they had to wait for an appointment	23	23	100.0%	90.6%	89.8%	88.8%

\* This is based on patients treated on this contract for their most recent course of treatment. Figures in italics indicate the base number of FP17s or Patient Questionnaire responses are less than 100. N/A is shown where the base number of responses is less than 10 during the period. % is calculated as Quantity/Base number\*100

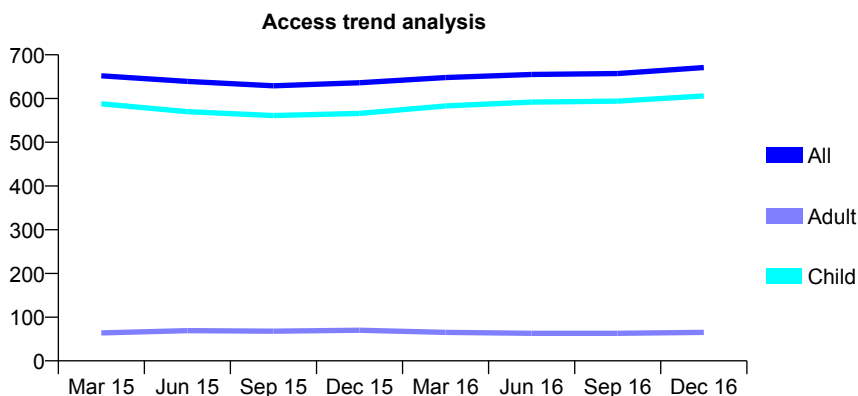
## Q50 - Vital Signs At a Glance Contract Report for 740683/0001 - December 2016

Name or company name	MR JW MUIRHEAD
Contract type name	GDS Contract
Purpose of contract	General
Contract start date	01/04/2006
Contract end date	

16/17 Contracted general activity (UDA)	1,404
Carry forward general activity (UDA)	0
16/17 Contracted orthodontic activity (UOA)	0
Carry forward orthodontic activity (UOA)	0
Baseline contract value	£35,141.41

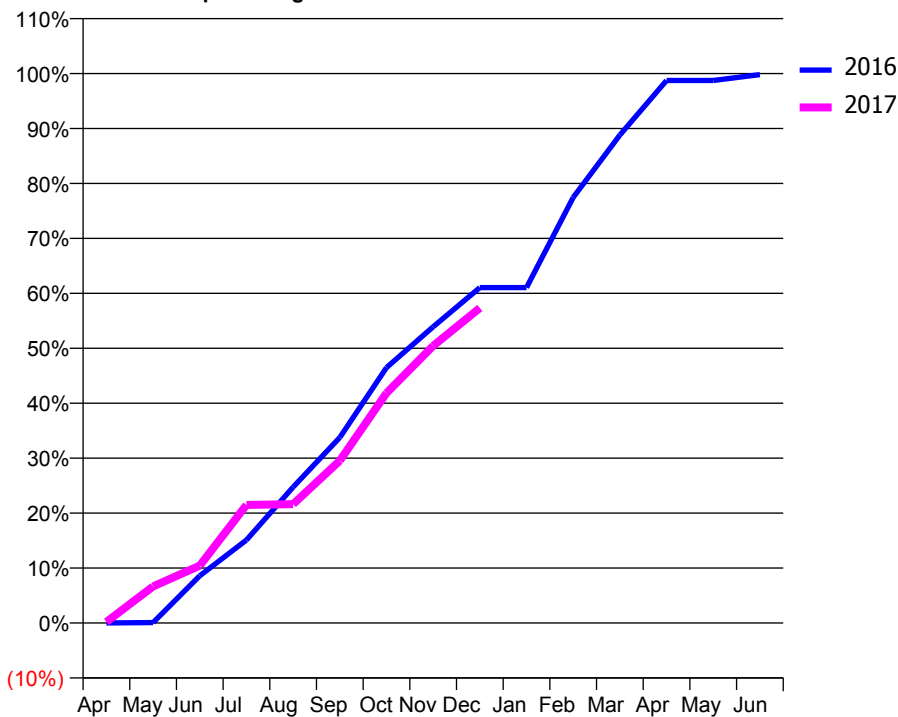
### ACCESS\*

Patients seen in 24 months	Total	Change since previous quarter
Quarter ending December 2015	636	
Quarter ending March 2016	648	→
Quarter ending June 2016	655	→
Quarter ending September 2016	657	→
Quarter ending December 2016	671	↑
<b>Variance since December 2015</b>	<b>5.5%</b>	<b>↑</b>



### ACTIVITY

Cumulative percentage of contracted UDA delivered 2016 & 2017



Month	Adjusted Scheduled Activity (UDA)	
	2016	2017
April	0	3
May	1	93
June	121	147
July	212	302
August	347	304
September	474	415
October	653	588
November	757	708
December	857	805
January	857	
February	1,087	
March	1,247	
April	1,386	
May	1,386	
June	1,401	

### QUALITY

	Quantity	Base Number	Contract	AT	Region	England
% of FP17s for the same patient ID Re-attending within 3 months - Children	48	753	6.4%	10.4%	13.4%	12.4%
% of FP17s for the same patient ID Re-attending within 3 months - Adults	1	7	14.3%	13.7%	17.3%	16.6%
% of FP17s for the same patient ID Re-attending between 3 & 9 months - Children	478	753	63.5%	62.8%	58.9%	57.5%
% of FP17s for the same patient ID Re-attending between 3 & 9 months - Adults	0	7	0.0%	54.7%	52.5%	50.4%
% of FP17s for Band 1 Urgent Courses	25	652	3.8%	7.3%	9.3%	9.1%
% of FP17s Relating to Free Repair or Replacements	0	652	0.0%	1.0%	1.0%	0.8%
% of FP17s Relating to Continuations	0	652	0.0%	1.3%	1.5%	1.3%
% of Patients satisfied with the dentistry they have received	1	1	N/A	93.8%	93.1%	92.7%
% of Patients satisfied with the time they had to wait for an appointment	1	1	N/A	90.6%	89.8%	88.8%

\* This is based on patients treated on this contract for their most recent course of treatment. Figures in italics indicate the base number of FP17s or Patient Questionnaire responses are less than 100. N/A is shown where the base number of responses is less than 10 during the period. % is calculated as Quantity/Base number\*100

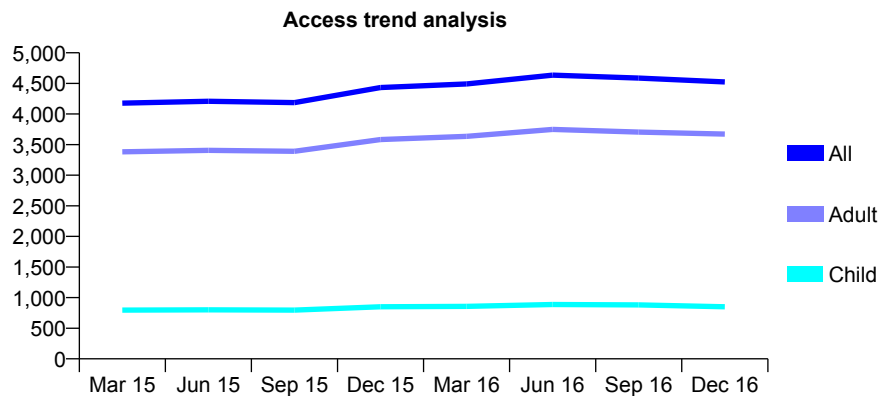
## Q50 - Vital Signs At a Glance Contract Report for 740888/0002 - December 2016

Name or company name	MR A FORDY
Contract type name	GDS Contract
Purpose of contract	General
Contract start date	01/04/2006
Contract end date	

16/17 Contracted general activity (UDA)	13,620
Carry forward general activity (UDA)	0
16/17 Contracted orthodontic activity (UOA)	0
Carry forward orthodontic activity (UOA)	0
Baseline contract value	£417,524.49

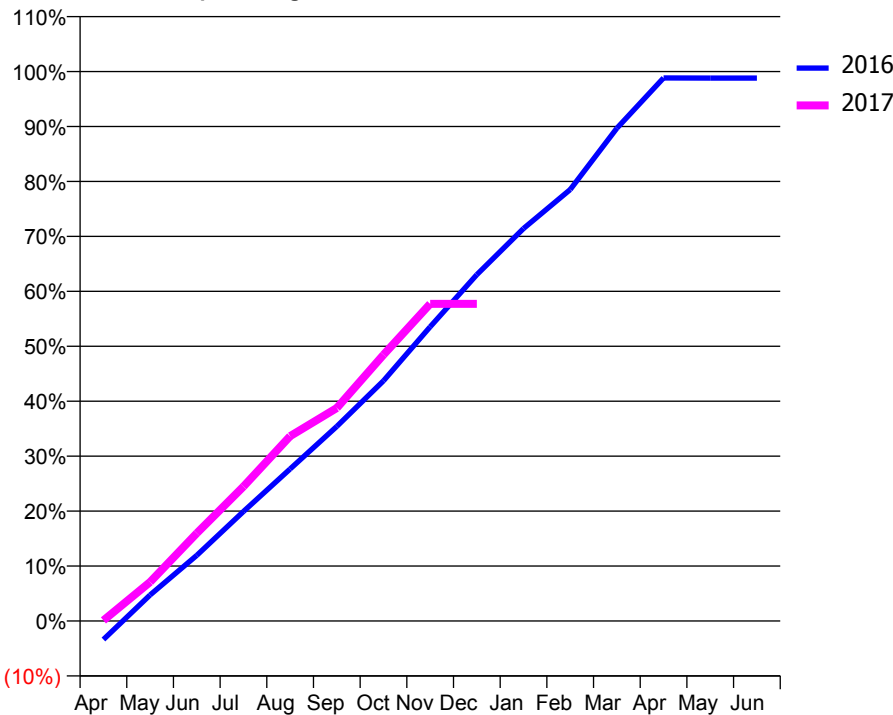
### ACCESS\*

Patients seen in 24 months	Total	Change since previous quarter
Quarter ending December 2015	4,433	
Quarter ending March 2016	4,491	→
Quarter ending June 2016	4,636	↑
Quarter ending September 2016	4,587	↓
Quarter ending December 2016	4,524	↓
<b>Variance since December 2015</b>	<b>2.1%</b>	<b>↑</b>



### ACTIVITY

Cumulative percentage of contracted UDA delivered 2016 & 2017



Month	Adjusted Scheduled Activity (UDA)	
	2016	2017
April	-462	15
May	646	966
June	1,629	2,177
July	2,716	3,333
August	3,770	4,584
September	4,823	5,279
October	5,955	6,598
November	7,294	7,863
December	8,585	7,863
January	9,729	
February	10,694	
March	12,213	
April	13,459	
May	13,458	
June	13,458	

### QUALITY

	Quantity	Base Number	Contract	AT	Region	England
% of FP17s for the same patient ID Re-attending within 3 months - Children	68	1,014	6.7%	10.4%	13.4%	12.4%
% of FP17s for the same patient ID Re-attending within 3 months - Adults	552	3,512	15.7%	13.7%	17.3%	16.6%
% of FP17s for the same patient ID Re-attending between 3 & 9 months - Children	727	1,014	71.7%	62.8%	58.9%	57.5%
% of FP17s for the same patient ID Re-attending between 3 & 9 months - Adults	1,619	3,512	46.1%	54.7%	52.5%	50.4%
% of FP17s for Band 1 Urgent Courses	168	3,872	4.3%	7.3%	9.3%	9.1%
% of FP17s Relating to Free Repair or Replacements	62	3,872	1.6%	1.0%	1.0%	0.8%
% of FP17s Relating to Continuations	133	3,872	3.4%	1.3%	1.5%	1.3%
% of Patients satisfied with the dentistry they have received	3	5	N/A	93.8%	93.1%	92.7%
% of Patients satisfied with the time they had to wait for an appointment	3	5	N/A	90.6%	89.8%	88.8%

\* This is based on patients treated on this contract for their most recent course of treatment. Figures in italics indicate the base number of FP17s or Patient Questionnaire responses are less than 100. N/A is shown where the base number of responses is less than 10 during the period. % is calculated as Quantity/Base number\*100

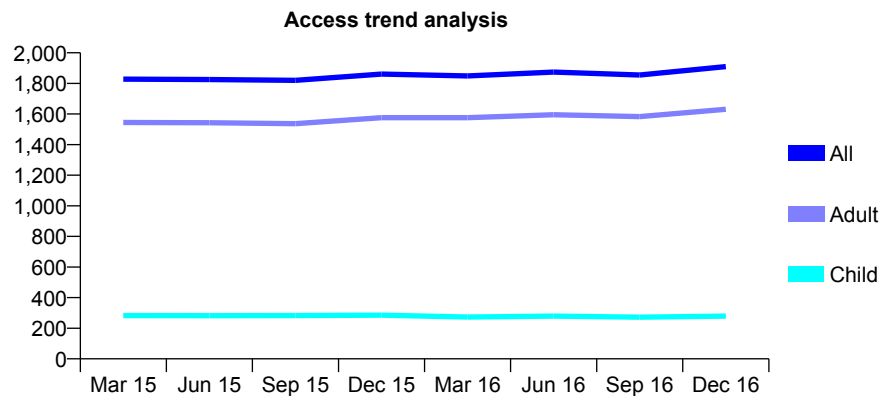
## Q50 - Vital Signs At a Glance Contract Report for 741671/0002 - December 2016

Name or company name	MR DA JACKSON
Contract type name	GDS Contract
Purpose of contract	General
Contract start date	01/04/2006
Contract end date	

16/17 Contracted general activity (UDA)	5,851
Carry forward general activity (UDA)	0
16/17 Contracted orthodontic activity (UOA)	0
Carry forward orthodontic activity (UOA)	0
Baseline contract value	£132,153.70

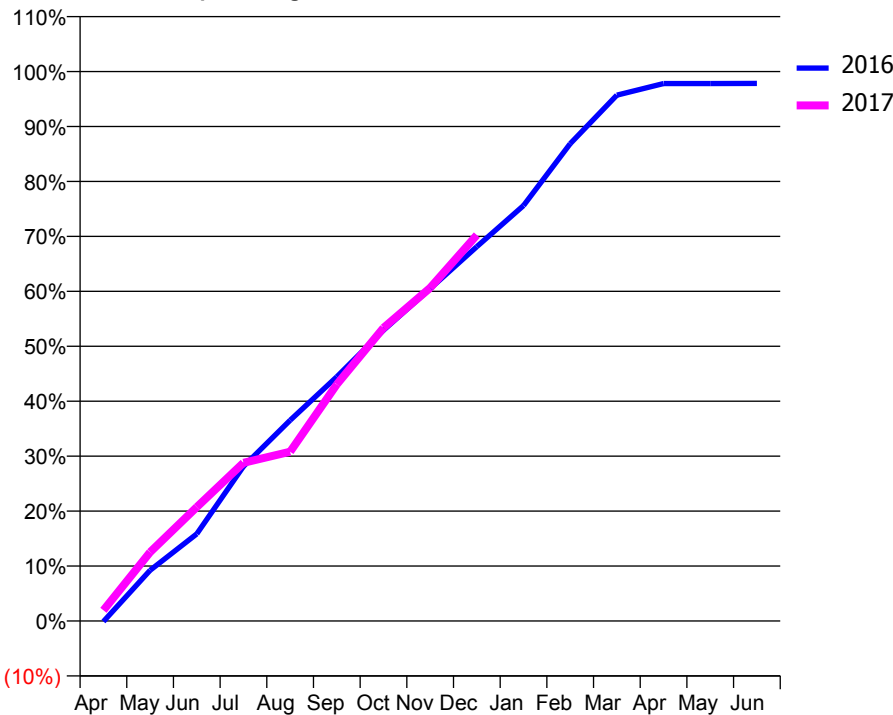
### ACCESS\*

Patients seen in 24 months	Total	Change since previous quarter
Quarter ending December 2015	1,861	
Quarter ending March 2016	1,849	→
Quarter ending June 2016	1,874	→
Quarter ending September 2016	1,855	↓
Quarter ending December 2016	1,910	↑
<b>Variance since December 2015</b>	<b>2.6%</b>	<b>↑</b>



### ACTIVITY

Cumulative percentage of contracted UDA delivered 2016 & 2017



Month	Adjusted Scheduled Activity (UDA)	
	2016	2017
April	-7	114
May	540	734
June	928	1,213
July	1,647	1,685
August	2,137	1,802
September	2,601	2,520
October	3,096	3,122
November	3,539	3,548
December	3,987	4,109
January	4,423	
February	5,083	
March	5,599	
April	5,723	
May	5,723	
June	5,725	

### QUALITY

	Quantity	Base Number	Contract	AT	Region	England
% of FP17s for the same patient ID Re-attending within 3 months - Children	28	308	9.1%	10.4%	13.4%	12.4%
% of FP17s for the same patient ID Re-attending within 3 months - Adults	285	1,809	15.8%	13.7%	17.3%	16.6%
% of FP17s for the same patient ID Re-attending between 3 & 9 months - Children	175	308	56.8%	62.8%	58.9%	57.5%
% of FP17s for the same patient ID Re-attending between 3 & 9 months - Adults	1,054	1,809	58.3%	54.7%	52.5%	50.4%
% of FP17s for Band 1 Urgent Courses	153	2,041	7.5%	7.3%	9.3%	9.1%
% of FP17s Relating to Free Repair or Replacements	28	2,041	1.4%	1.0%	1.0%	0.8%
% of FP17s Relating to Continuations	47	2,041	2.3%	1.3%	1.5%	1.3%
% of Patients satisfied with the dentistry they have received	11	11	100.0%	93.8%	93.1%	92.7%
% of Patients satisfied with the time they had to wait for an appointment	11	11	100.0%	90.6%	89.8%	88.8%

\* This is based on patients treated on this contract for their most recent course of treatment. Figures in italics indicate the base number of FP17s or Patient Questionnaire responses are less than 100. N/A is shown where the base number of responses is less than 10 during the period. % is calculated as Quantity/Base number\*100



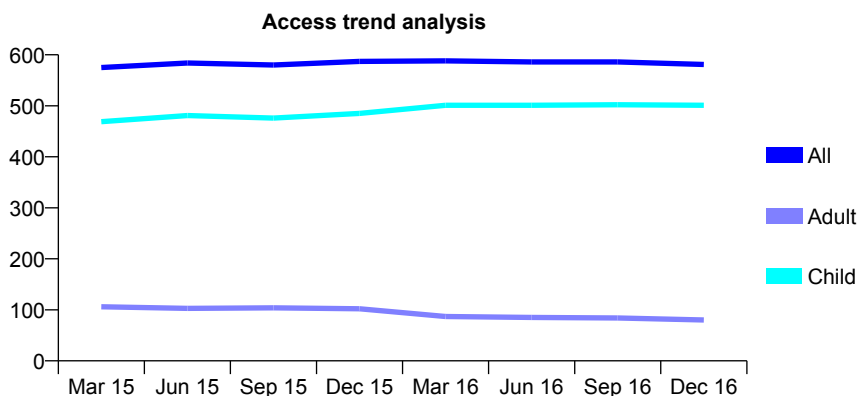
## Q50 - Vital Signs At a Glance Contract Report for 742775/0001 - December 2016

Name or company name	MR M ADAMSON
Contract type name	GDS Contract
Purpose of contract	General
Contract start date	01/04/2006
Contract end date	

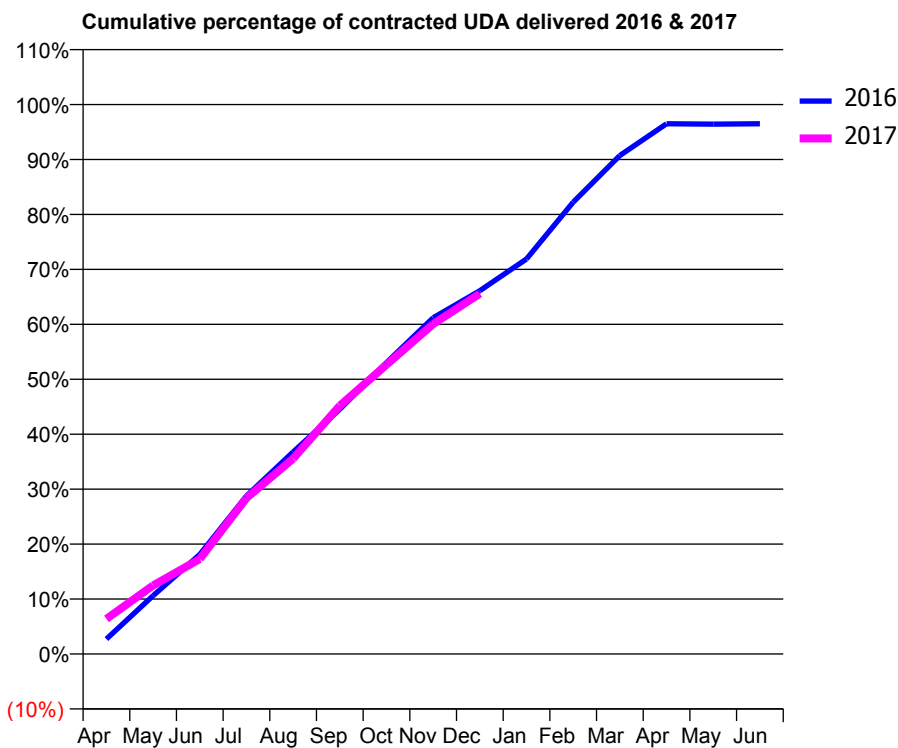
16/17 Contracted general activity (UDA)	1,350
Carry forward general activity (UDA)	0
16/17 Contracted orthodontic activity (UOA)	0
Carry forward orthodontic activity (UOA)	0
Baseline contract value	£29,019.98

### ACCESS\*

Patients seen in 24 months	Total	Change since previous quarter
Quarter ending December 2015	587	
Quarter ending March 2016	588	→
Quarter ending June 2016	586	→
Quarter ending September 2016	586	→
Quarter ending December 2016	581	→
<b>Variance since December 2015</b>	<b>(1.0%)</b>	<b>↓</b>



### ACTIVITY



Month	Adjusted Scheduled Activity (UDA)	
	2016	2017
April	37	86
May	143	168
June	244	233
July	388	383
August	497	480
September	601	610
October	716	711
November	826	811
December	892	885
January	970	
February	1,110	
March	1,225	
April	1,303	
May	1,302	
June	1,303	

### QUALITY

	Quantity	Base Number	Contract	AT	Region	England
% of FP17s for the same patient ID Re-attending within 3 months - Children	68	716	9.5%	10.4%	13.4%	12.4%
% of FP17s for the same patient ID Re-attending within 3 months - Adults	0	27	0.0%	13.7%	17.3%	16.6%
% of FP17s for the same patient ID Re-attending between 3 & 9 months - Children	528	716	73.7%	62.8%	58.9%	57.5%
% of FP17s for the same patient ID Re-attending between 3 & 9 months - Adults	23	27	85.2%	54.7%	52.5%	50.4%
% of FP17s for Band 1 Urgent Courses	12	679	1.8%	7.3%	9.3%	9.1%
% of FP17s Relating to Free Repair or Replacements	0	679	0.0%	1.0%	1.0%	0.8%
% of FP17s Relating to Continuations	0	679	0.0%	1.3%	1.5%	1.3%
% of Patients satisfied with the dentistry they have received	0	0	N/A	93.8%	93.1%	92.7%
% of Patients satisfied with the time they had to wait for an appointment	0	0	N/A	90.6%	89.8%	88.8%

\* This is based on patients treated on this contract for their most recent course of treatment. Figures in italics indicate the base number of FP17s or Patient Questionnaire responses are less than 100. N/A is shown where the base number of responses is less than 10 during the period. % is calculated as Quantity/Base number\*100

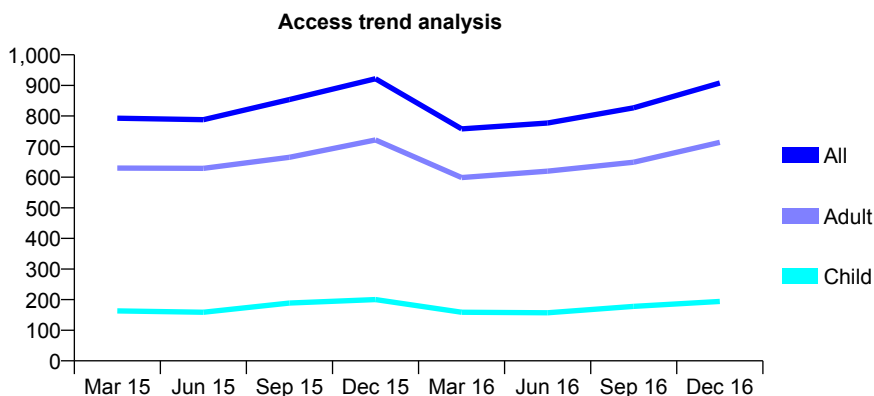
## Q50 - Vital Signs At a Glance Contract Report for 749869/0001 - December 2016

Name or company name	MRS ML GATECLIFF
Contract type name	GDS Contract
Purpose of contract	General and Orthodontic
Contract start date	01/04/2006
Contract end date	

16/17 Contracted general activity (UDA)	2,024
Carry forward general activity (UDA)	0
16/17 Contracted orthodontic activity (UOA)	420
Carry forward orthodontic activity (UOA)	0
Baseline contract value	£90,517.37

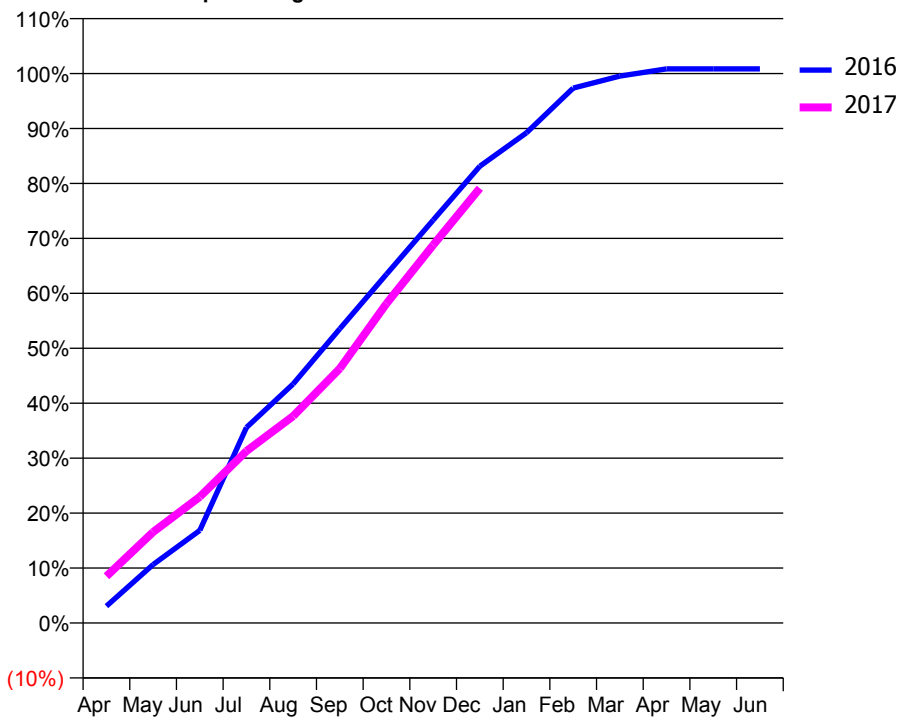
### ACCESS\*

Patients seen in 24 months	Total	Change since previous quarter
Quarter ending December 2015	922	
Quarter ending March 2016	758	↓
Quarter ending June 2016	777	↑
Quarter ending September 2016	827	↑
Quarter ending December 2016	908	↑
<b>Variance since December 2015</b>	<b>(1.5%)</b>	<b>↓</b>



### ACTIVITY

Cumulative percentage of contracted UDA delivered 2016 & 2017



Month	Adjusted Scheduled Activity (UDA)	
	2016	2017
April	62	172
May	215	335
June	341	465
July	720	633
August	881	762
September	1,084	938
October	1,285	1,176
November	1,484	1,392
December	1,683	1,602
January	1,806	
February	1,970	
March	2,015	
April	2,041	
May	2,041	
June	2,041	

### QUALITY

	Quantity	Base Number	Contract	AT	Region	England
% of FP17s for the same patient ID Re-attending within 3 months - Children	17	275	6.2%	10.4%	13.4%	12.4%
% of FP17s for the same patient ID Re-attending within 3 months - Adults	58	771	7.5%	13.7%	17.3%	16.6%
% of FP17s for the same patient ID Re-attending between 3 & 9 months - Children	133	275	48.4%	62.8%	58.9%	57.5%
% of FP17s for the same patient ID Re-attending between 3 & 9 months - Adults	253	771	32.8%	54.7%	52.5%	50.4%
% of FP17s for Band 1 Urgent Courses	28	999	2.8%	7.3%	9.3%	9.1%
% of FP17s Relating to Free Repair or Replacements	6	999	0.6%	1.0%	1.0%	0.8%
% of FP17s Relating to Continuations	12	999	1.2%	1.3%	1.5%	1.3%
% of Patients satisfied with the dentistry they have received	3	3	N/A	93.8%	93.1%	92.7%
% of Patients satisfied with the time they had to wait for an appointment	2	3	N/A	90.6%	89.8%	88.8%

\* This is based on patients treated on this contract for their most recent course of treatment. Figures in italics indicate the base number of FP17s or Patient Questionnaire responses are less than 100. N/A is shown where the base number of responses is less than 10 during the period. % is calculated as Quantity/Base number\*100

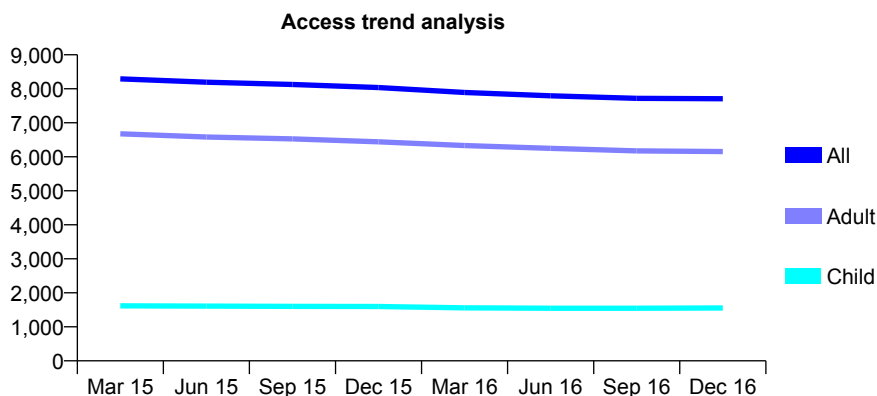
## Q50 - Vital Signs At a Glance Contract Report for 750069/0001 - December 2016

Name or company name	MISS IT GREENSTREET
Contract type name	GDS Contract
Purpose of contract	General
Contract start date	01/04/2006
Contract end date	

16/17 Contracted general activity (UDA)	17,900
Carry forward general activity (UDA)	0
16/17 Contracted orthodontic activity (UOA)	0
Carry forward orthodontic activity (UOA)	0
Baseline contract value	£548,572.36

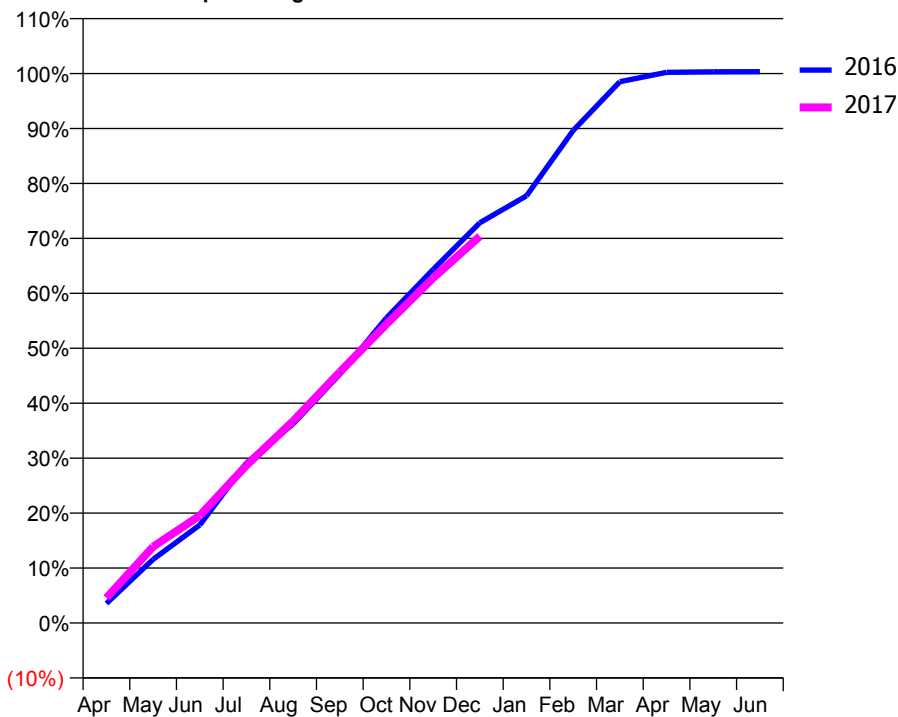
### ACCESS\*

Patients seen in 24 months	Total	Change since previous quarter
Quarter ending December 2015	8,037	
Quarter ending March 2016	7,893	↓
Quarter ending June 2016	7,796	↓
Quarter ending September 2016	7,721	→
Quarter ending December 2016	7,708	→
<b>Variance since December 2015</b>	<b>(4.1%)</b>	<b>↓</b>



### ACTIVITY

Cumulative percentage of contracted UDA delivered 2016 & 2017



Month	Adjusted Scheduled Activity (UDA)	
	2016	2017
April	635	820
May	2,075	2,487
June	3,194	3,498
July	5,215	5,139
August	6,488	6,578
September	8,102	8,175
October	9,941	9,736
November	11,516	11,238
December	13,037	12,598
January	13,913	
February	16,044	
March	17,632	
April	17,939	
May	17,953	
June	17,958	

### QUALITY

	Quantity	Base Number	Contract	AT	Region	England
% of FP17s for the same patient ID Re-attending within 3 months - Children	78	1,672	4.7%	10.4%	13.4%	12.4%
% of FP17s for the same patient ID Re-attending within 3 months - Adults	998	6,970	14.3%	13.7%	17.3%	16.6%
% of FP17s for the same patient ID Re-attending between 3 & 9 months - Children	1,044	1,672	62.4%	62.8%	58.9%	57.5%
% of FP17s for the same patient ID Re-attending between 3 & 9 months - Adults	3,799	6,970	54.5%	54.7%	52.5%	50.4%
% of FP17s for Band 1 Urgent Courses	587	7,316	8.0%	7.3%	9.3%	9.1%
% of FP17s Relating to Free Repair or Replacements	106	7,316	1.4%	1.0%	1.0%	0.8%
% of FP17s Relating to Continuations	25	7,316	0.3%	1.3%	1.5%	1.3%
% of Patients satisfied with the dentistry they have received	16	17	94.1%	93.8%	93.1%	92.7%
% of Patients satisfied with the time they had to wait for an appointment	16	17	94.1%	90.6%	89.8%	88.8%

\* This is based on patients treated on this contract for their most recent course of treatment. Figures in italics indicate the base number of FP17s or Patient Questionnaire responses are less than 100. N/A is shown where the base number of responses is less than 10 during the period. % is calculated as Quantity/Base number\*100

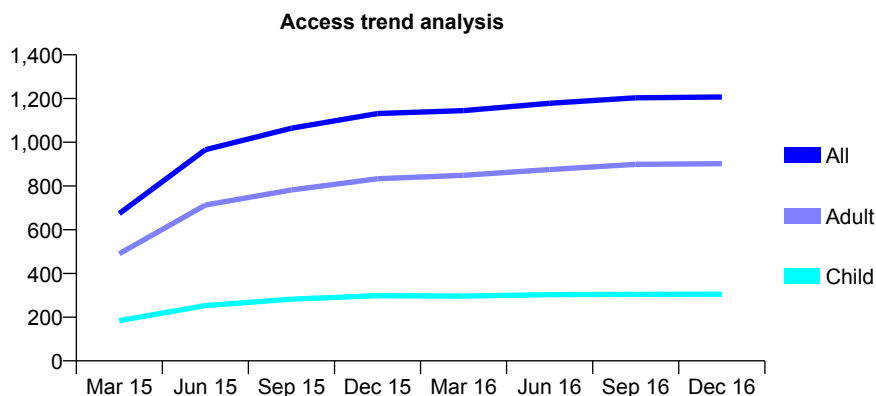
## Q50 - Vital Signs At a Glance Contract Report for 750069/0002 - December 2016

Name or company name	MISS IT GREENSTREET
Contract type name	GDS Contract
Purpose of contract	General
Contract start date	01/11/2014
Contract end date	

16/17 Contracted general activity (UDA)	3,210
Carry forward general activity (UDA)	0
16/17 Contracted orthodontic activity (UOA)	0
Carry forward orthodontic activity (UOA)	0
Baseline contract value	£98,383.96

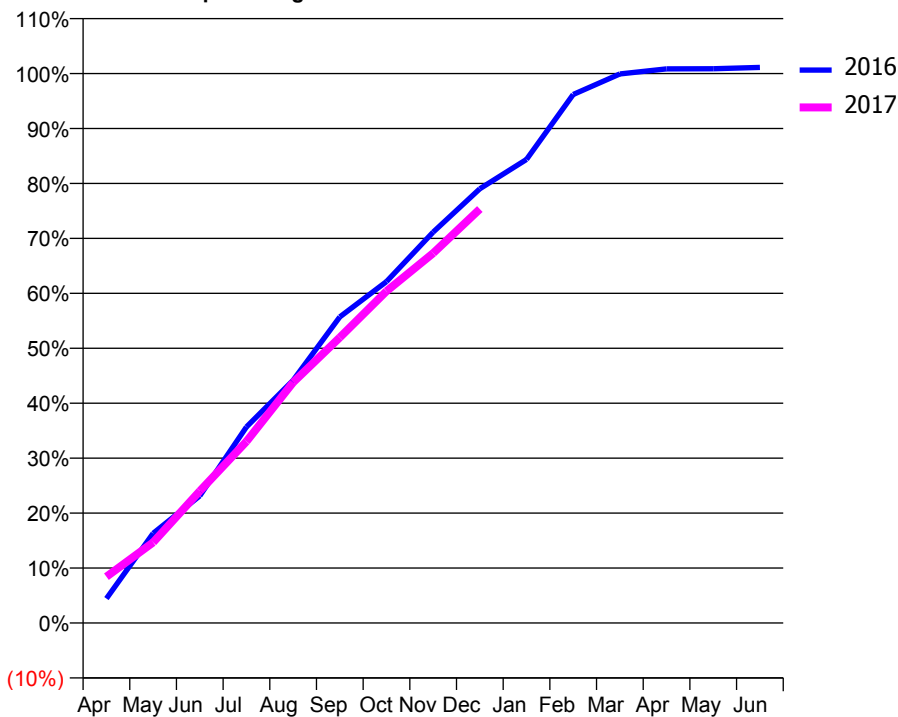
### ACCESS\*

Patients seen in 24 months	Total	Change since previous quarter
Quarter ending December 2015	1,131	
Quarter ending March 2016	1,145	→
Quarter ending June 2016	1,178	↑
Quarter ending September 2016	1,203	↑
Quarter ending December 2016	1,207	→
<b>Variance since December 2015</b>	<b>6.7%</b>	<b>↑</b>



### ACTIVITY

**Cumulative percentage of contracted UDA delivered 2016 & 2017**



Month	Adjusted Scheduled Activity (UDA)	
	2016	2017
April	143	271
May	524	471
June	743	771
July	1,145	1,061
August	1,418	1,405
September	1,788	1,668
October	1,994	1,938
November	2,284	2,160
December	2,537	2,418
January	2,708	
February	3,087	
March	3,208	
April	3,237	
May	3,238	
June	3,246	

### QUALITY

	Quantity	Base Number	Contract	AT	Region	England
% of FP17s for the same patient ID Re-attending within 3 months - Children	7	376	1.9%	10.4%	13.4%	12.4%
% of FP17s for the same patient ID Re-attending within 3 months - Adults	136	1,099	12.4%	13.7%	17.3%	16.6%
% of FP17s for the same patient ID Re-attending between 3 & 9 months - Children	296	376	78.7%	62.8%	58.9%	57.5%
% of FP17s for the same patient ID Re-attending between 3 & 9 months - Adults	717	1,099	65.2%	54.7%	52.5%	50.4%
% of FP17s for Band 1 Urgent Courses	111	1,443	7.7%	7.3%	9.3%	9.1%
% of FP17s Relating to Free Repair or Replacements	12	1,443	0.8%	1.0%	1.0%	0.8%
% of FP17s Relating to Continuations	2	1,443	0.1%	1.3%	1.5%	1.3%
% of Patients satisfied with the dentistry they have received	1	1	N/A	93.8%	93.1%	92.7%
% of Patients satisfied with the time they had to wait for an appointment	1	1	N/A	90.6%	89.8%	88.8%

\* This is based on patients treated on this contract for their most recent course of treatment. Figures in italics indicate the base number of FP17s or Patient Questionnaire responses are less than 100. N/A is shown where the base number of responses is less than 10 during the period. % is calculated as Quantity/Base number\*100

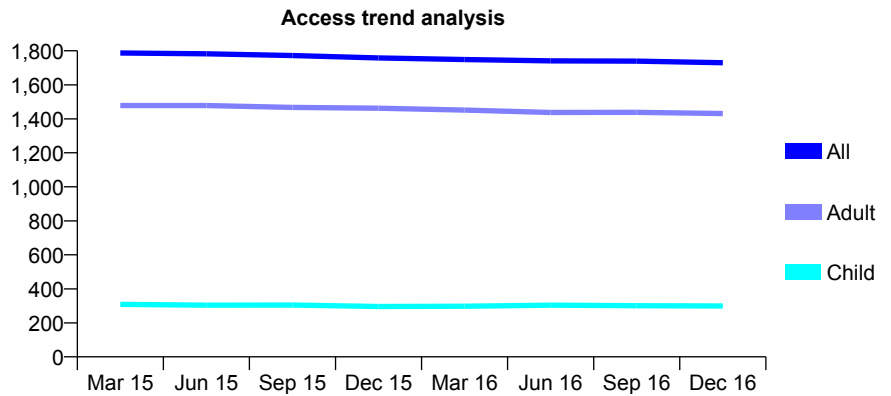
## Q50 - Vital Signs At a Glance Contract Report for 761060/0001 - December 2016

Name or company name	MR KK PILLAI
Contract type name	GDS Contract
Purpose of contract	General
Contract start date	01/04/2006
Contract end date	

16/17 Contracted general activity (UDA)	6,072
Carry forward general activity (UDA)	0
16/17 Contracted orthodontic activity (UOA)	0
Carry forward orthodontic activity (UOA)	0
Baseline contract value	£176,744.00

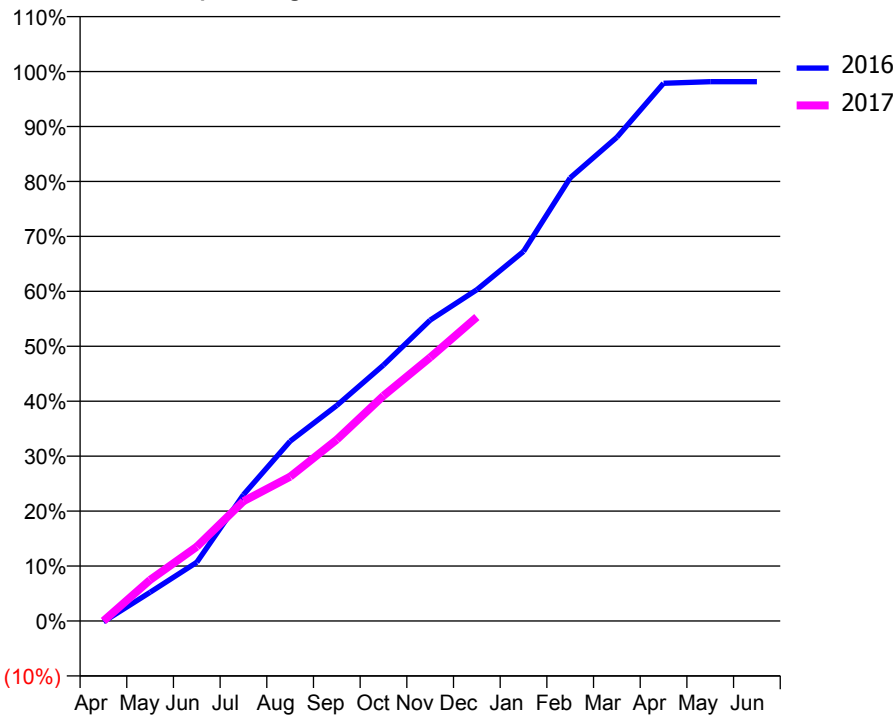
### ACCESS\*

Patients seen in 24 months	Total	Change since previous quarter
Quarter ending December 2015	1,758	
Quarter ending March 2016	1,749	→
Quarter ending June 2016	1,741	→
Quarter ending September 2016	1,739	→
Quarter ending December 2016	1,730	→
<b>Variance since December 2015</b>	<b>(1.6%)</b>	<b>↓</b>



### ACTIVITY

Cumulative percentage of contracted UDA delivered 2016 & 2017



Month	Adjusted Scheduled Activity (UDA)	
	2016	2017
April	-10	0
May	317	454
June	649	821
July	1,396	1,325
August	1,987	1,595
September	2,382	2,005
October	2,828	2,490
November	3,325	2,912
December	3,661	3,358
January	4,084	
February	4,897	
March	5,345	
April	5,942	
May	5,960	
June	5,960	

### QUALITY

	Quantity	Base Number	Contract	AT	Region	England
% of FP17s for the same patient ID Re-attending within 3 months - Children	41	417	9.8%	10.4%	13.4%	12.4%
% of FP17s for the same patient ID Re-attending within 3 months - Adults	199	1,894	10.5%	13.7%	17.3%	16.6%
% of FP17s for the same patient ID Re-attending between 3 & 9 months - Children	313	417	75.1%	62.8%	58.9%	57.5%
% of FP17s for the same patient ID Re-attending between 3 & 9 months - Adults	1,422	1,894	75.1%	54.7%	52.5%	50.4%
% of FP17s for Band 1 Urgent Courses	112	2,067	5.4%	7.3%	9.3%	9.1%
% of FP17s Relating to Free Repair or Replacements	38	2,067	1.8%	1.0%	1.0%	0.8%
% of FP17s Relating to Continuations	7	2,067	0.3%	1.3%	1.5%	1.3%
% of Patients satisfied with the dentistry they have received	6	6	N/A	93.8%	93.1%	92.7%
% of Patients satisfied with the time they had to wait for an appointment	6	6	N/A	90.6%	89.8%	88.8%

\* This is based on patients treated on this contract for their most recent course of treatment. Figures in italics indicate the base number of FP17s or Patient Questionnaire responses are less than 100. N/A is shown where the base number of responses is less than 10 during the period. % is calculated as Quantity/Base number\*100

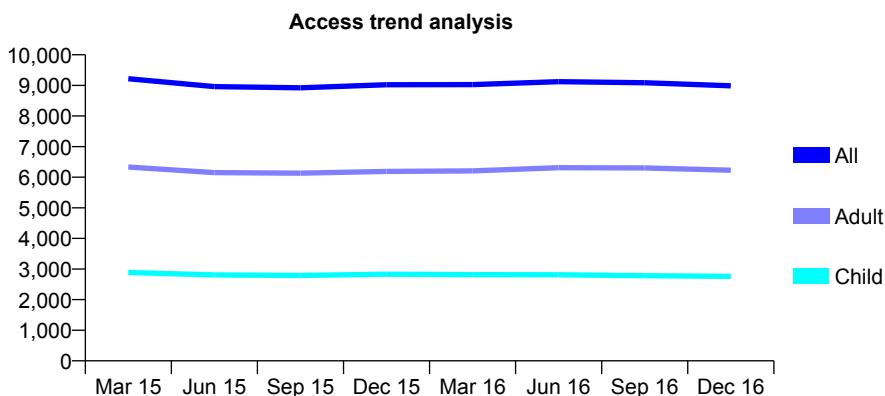
## Q50 - Vital Signs At a Glance Contract Report for 762180/0001 - December 2016

Name or company name	MR RJ BROMILEY
Contract type name	GDS Contract
Purpose of contract	General
Contract start date	01/04/2006
Contract end date	

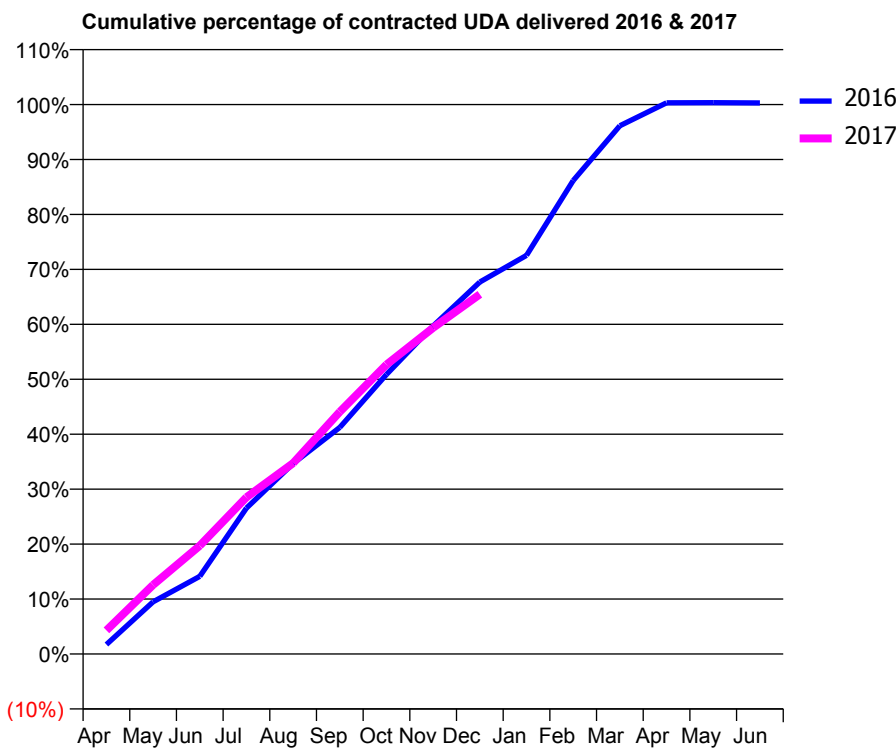
16/17 Contracted general activity (UDA)	23,124
Carry forward general activity (UDA)	0
16/17 Contracted orthodontic activity (UOA)	0
Carry forward orthodontic activity (UOA)	0
Baseline contract value	£767,134.90

### ACCESS\*

Patients seen in 24 months	Total	Change since previous quarter
Quarter ending December 2015	9,021	
Quarter ending March 2016	9,025	→
Quarter ending June 2016	9,122	→
Quarter ending September 2016	9,086	→
Quarter ending December 2016	8,988	↓
<b>Variance since December 2015</b>	<b>(0.4%)</b>	<b>→</b>



### ACTIVITY



Month	Adjusted Scheduled Activity (UDA)	
	2016	2017
April	400	994
May	2,196	2,912
June	3,268	4,559
July	6,142	6,595
August	8,017	8,034
September	9,535	10,196
October	11,766	12,179
November	13,806	13,730
December	15,656	15,137
January	16,775	
February	19,926	
March	22,228	
April	23,195	
May	23,198	
June	23,187	

### QUALITY

	Quantity	Base Number	Contract	AT	Region	England
% of FP17s for the same patient ID Re-attending within 3 months - Children	349	3,527	9.9%	10.4%	13.4%	12.4%
% of FP17s for the same patient ID Re-attending within 3 months - Adults	1,147	6,726	17.1%	13.7%	17.3%	16.6%
% of FP17s for the same patient ID Re-attending between 3 & 9 months - Children	2,571	3,527	72.9%	62.8%	58.9%	57.5%
% of FP17s for the same patient ID Re-attending between 3 & 9 months - Adults	3,761	6,726	55.9%	54.7%	52.5%	50.4%
% of FP17s for Band 1 Urgent Courses	991	8,857	11.2%	7.3%	9.3%	9.1%
% of FP17s Relating to Free Repair or Replacements	74	8,857	0.8%	1.0%	1.0%	0.8%
% of FP17s Relating to Continuations	21	8,857	0.2%	1.3%	1.5%	1.3%
% of Patients satisfied with the dentistry they have received	14	14	100.0%	93.8%	93.1%	92.7%
% of Patients satisfied with the time they had to wait for an appointment	10	14	71.4%	90.6%	89.8%	88.8%

\* This is based on patients treated on this contract for their most recent course of treatment. Figures in italics indicate the base number of FP17s or Patient Questionnaire responses are less than 100. N/A is shown where the base number of responses is less than 10 during the period. % is calculated as Quantity/Base number\*100

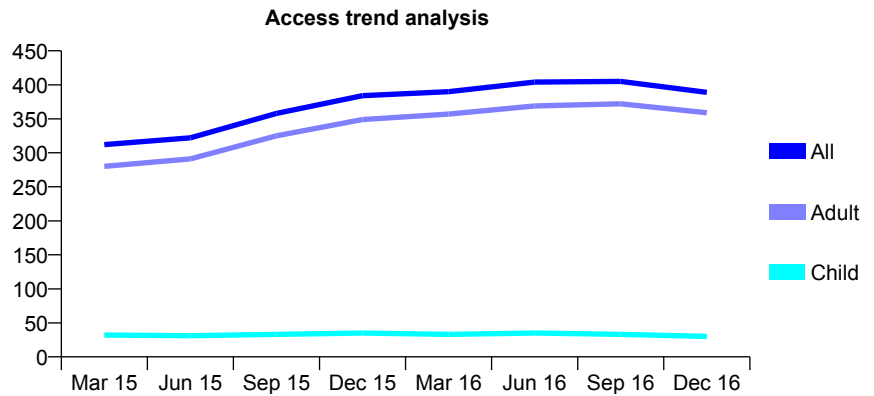
## Q50 - Vital Signs At a Glance Contract Report for 762180/0003 - December 2016

Name or company name	MR RJ BROMILEY
Contract type name	PDS Contract
Purpose of contract	General
Contract start date	01/02/2010
Contract end date	30/06/2017

16/17 Contracted general activity (UDA)	4
Carry forward general activity (UDA)	0
16/17 Contracted orthodontic activity (UOA)	0
Carry forward orthodontic activity (UOA)	0
Baseline contract value	£66,923.40

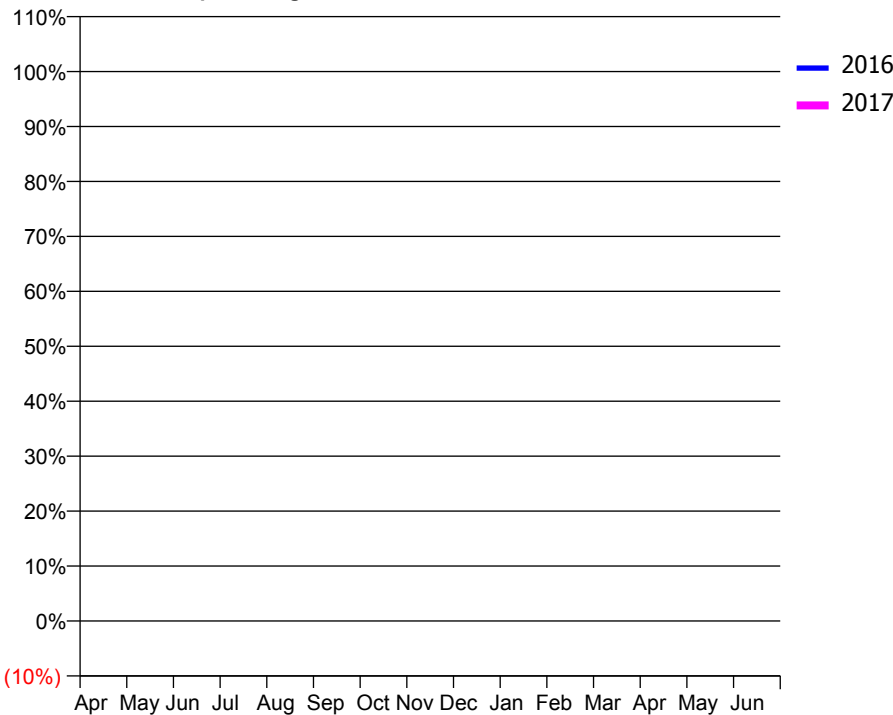
### ACCESS\*

Patients seen in 24 months	Total	Change since previous quarter
Quarter ending December 2015	384	
Quarter ending March 2016	390	→
Quarter ending June 2016	404	↑
Quarter ending September 2016	405	→
Quarter ending December 2016	389	↓
<b>Variance since December 2015</b>	<b>1.3%</b>	<b>→</b>



### ACTIVITY

Cumulative percentage of contracted UDA delivered 2016 & 2017



Month	Adjusted Scheduled Activity (UDA)	
	2016	2017
April	0	33
May	96	83
June	125	133
July	216	181
August	285	213
September	345	279
October	439	315
November	497	355
December	548	388
January	621	
February	683	
March	731	
April	766	
May	766	
June	766	

### QUALITY

	Quantity	Base Number	Contract	AT	Region	England
% of FP17s for the same patient ID Re-attending within 3 months - Children	1	46	2.2%	10.4%	13.4%	12.4%
% of FP17s for the same patient ID Re-attending within 3 months - Adults	8	307	2.6%	13.7%	17.3%	16.6%
% of FP17s for the same patient ID Re-attending between 3 & 9 months - Children	0	46	0.0%	62.8%	58.9%	57.5%
% of FP17s for the same patient ID Re-attending between 3 & 9 months - Adults	2	307	0.7%	54.7%	52.5%	50.4%
% of FP17s for Band 1 Urgent Courses	318	324	98.1%	7.3%	9.3%	9.1%
% of FP17s Relating to Free Repair or Replacements	0	324	0.0%	1.0%	1.0%	0.8%
% of FP17s Relating to Continuations	0	324	0.0%	1.3%	1.5%	1.3%
% of Patients satisfied with the dentistry they have received	0	0	N/A	93.8%	93.1%	92.7%
% of Patients satisfied with the time they had to wait for an appointment	0	0	N/A	90.6%	89.8%	88.8%

\* This is based on patients treated on this contract for their most recent course of treatment. Figures in italics indicate the base number of FP17s or Patient Questionnaire responses are less than 100. N/A is shown where the base number of responses is less than 10 during the period. % is calculated as Quantity/Base number\*100



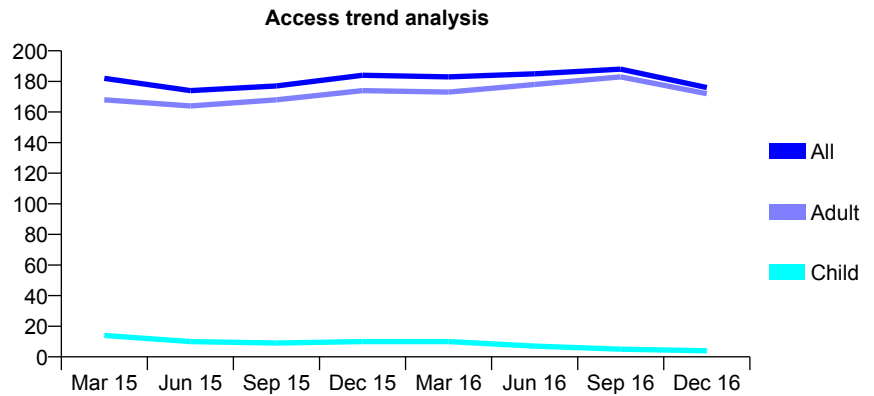
## Q50 - Vital Signs At a Glance Contract Report for 762180/0004 - December 2016

Name or company name	MR RJ BROMILEY
Contract type name	PDS Contract
Purpose of contract	General
Contract start date	01/02/2010
Contract end date	30/06/2017

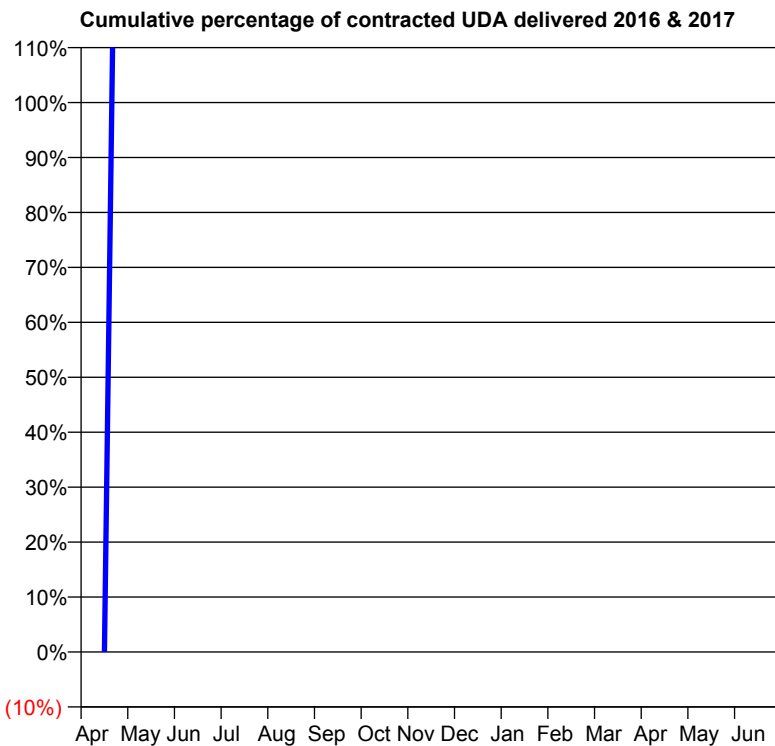
16/17 Contracted general activity (UDA)	16
Carry forward general activity (UDA)	0
16/17 Contracted orthodontic activity (UOA)	0
Carry forward orthodontic activity (UOA)	0
Baseline contract value	£29,279.00

### ACCESS\*

Patients seen in 24 months	Total	Change since previous quarter
Quarter ending December 2015	184	
Quarter ending March 2016	183	→
Quarter ending June 2016	185	→
Quarter ending September 2016	188	→
Quarter ending December 2016	176	↓
<b>Variance since December 2015</b>	<b>(4.3%)</b>	<b>↓</b>



### ACTIVITY



Month	Adjusted Scheduled Activity (UDA)	
	2016	2017
April	0	25
May	25	31
June	66	77
July	102	87
August	124	106
September	150	140
October	163	152
November	186	166
December	206	174
January	234	
February	256	
March	276	
April	289	
May	289	
June	298	

### QUALITY

	Quantity	Base Number	Contract	AT	Region	England
% of FP17s for the same patient ID Re-attending within 3 months - Children	0	16	0.0%	10.4%	13.4%	12.4%
% of FP17s for the same patient ID Re-attending within 3 months - Adults	2	159	1.3%	13.7%	17.3%	16.6%
% of FP17s for the same patient ID Re-attending between 3 & 9 months - Children	0	16	0.0%	62.8%	58.9%	57.5%
% of FP17s for the same patient ID Re-attending between 3 & 9 months - Adults	1	159	0.6%	54.7%	52.5%	50.4%
% of FP17s for Band 1 Urgent Courses	142	155	91.6%	7.3%	9.3%	9.1%
% of FP17s Relating to Free Repair or Replacements	0	155	0.0%	1.0%	1.0%	0.8%
% of FP17s Relating to Continuations	0	155	0.0%	1.3%	1.5%	1.3%
% of Patients satisfied with the dentistry they have received	1	1	N/A	93.8%	93.1%	92.7%
% of Patients satisfied with the time they had to wait for an appointment	1	1	N/A	90.6%	89.8%	88.8%

\* This is based on patients treated on this contract for their most recent course of treatment. Figures in italics indicate the base number of FP17s or Patient Questionnaire responses are less than 100. N/A is shown where the base number of responses is less than 10 during the period. % is calculated as Quantity/Base number\*100

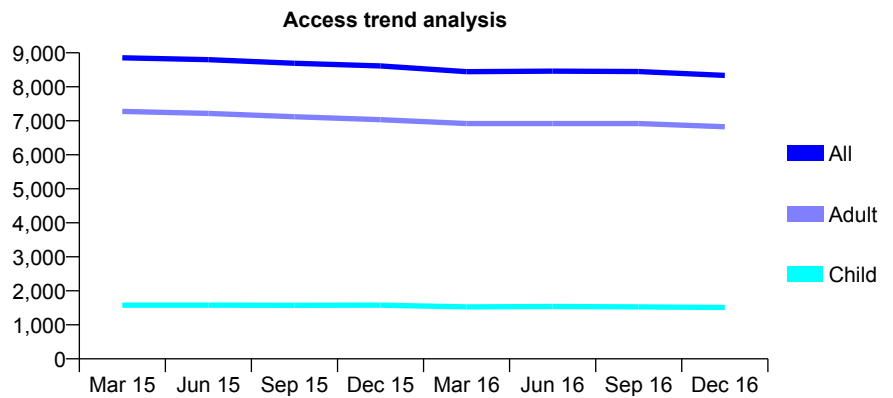
## Q50 - Vital Signs At a Glance Contract Report for 772275/0001 - December 2016

Name or company name	MS MM ODUKOYA
Contract type name	GDS Contract
Purpose of contract	General
Contract start date	01/04/2006
Contract end date	

16/17 Contracted general activity (UDA)	19,042
Carry forward general activity (UDA)	0
16/17 Contracted orthodontic activity (UOA)	0
Carry forward orthodontic activity (UOA)	0
Baseline contract value	£593,141.14

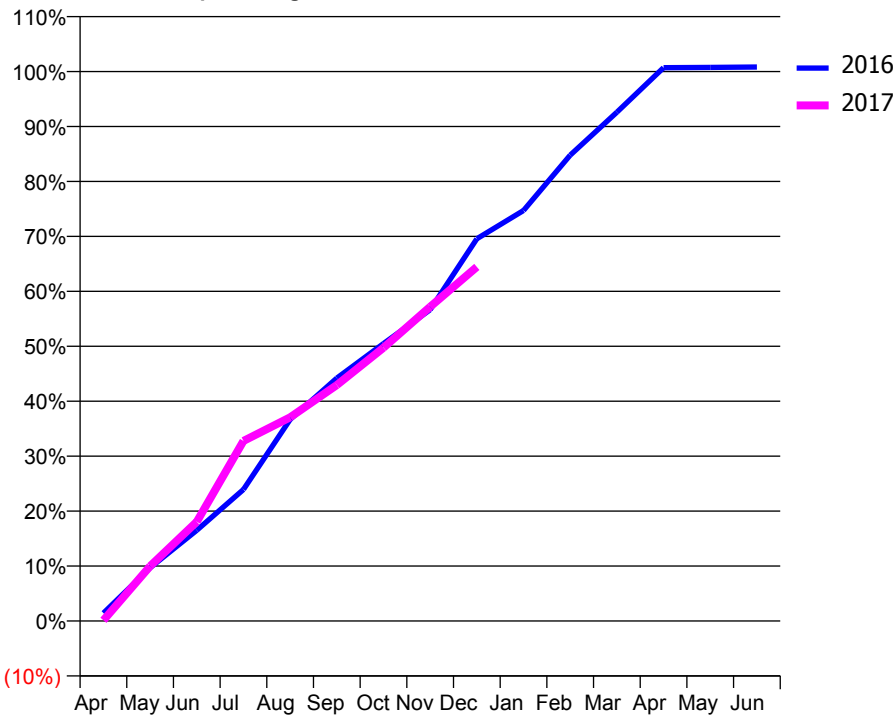
### ACCESS\*

Patients seen in 24 months	Total	Change since previous quarter
Quarter ending December 2015	8,613	
Quarter ending March 2016	8,447	↓
Quarter ending June 2016	8,459	→
Quarter ending September 2016	8,448	→
Quarter ending December 2016	8,335	↓
<b>Variance since December 2015</b>	<b>(3.2%)</b>	<b>↓</b>



### ACTIVITY

Cumulative percentage of contracted UDA delivered 2016 & 2017



Month	Adjusted Scheduled Activity (UDA)	
	2016	2017
April	273	24
May	1,845	1,901
June	3,143	3,438
July	4,558	6,243
August	6,986	7,059
September	8,418	8,176
October	9,615	9,471
November	10,786	10,887
December	13,246	12,272
January	14,226	
February	16,145	
March	17,631	
April	19,175	
May	19,185	
June	19,197	

### QUALITY

	Quantity	Base Number	Contract	AT	Region	England
% of FP17s for the same patient ID Re-attending within 3 months - Children	123	1,784	6.9%	10.4%	13.4%	12.4%
% of FP17s for the same patient ID Re-attending within 3 months - Adults	975	6,532	14.9%	13.7%	17.3%	16.6%
% of FP17s for the same patient ID Re-attending between 3 & 9 months - Children	1,219	1,784	68.3%	62.8%	58.9%	57.5%
% of FP17s for the same patient ID Re-attending between 3 & 9 months - Adults	2,761	6,532	42.3%	54.7%	52.5%	50.4%
% of FP17s for Band 1 Urgent Courses	849	7,358	11.5%	7.3%	9.3%	9.1%
% of FP17s Relating to Free Repair or Replacements	138	7,358	1.9%	1.0%	1.0%	0.8%
% of FP17s Relating to Continuations	41	7,358	0.6%	1.3%	1.5%	1.3%
% of Patients satisfied with the dentistry they have received	12	12	100.0%	93.8%	93.1%	92.7%
% of Patients satisfied with the time they had to wait for an appointment	11	12	91.7%	90.6%	89.8%	88.8%

\* This is based on patients treated on this contract for their most recent course of treatment. Figures in italics indicate the base number of FP17s or Patient Questionnaire responses are less than 100. N/A is shown where the base number of responses is less than 10 during the period. % is calculated as Quantity/Base number\*100

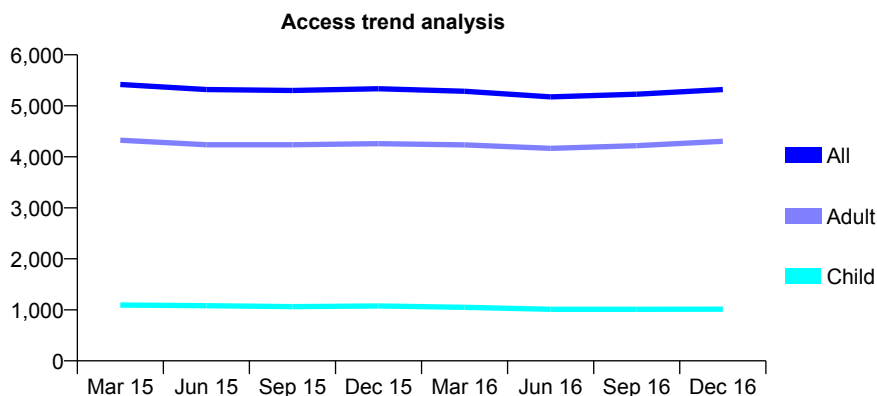
## Q50 - Vital Signs At a Glance Contract Report for 776882/0001 - December 2016

Name or company name	MR CT CHALLANS
Contract type name	GDS Contract
Purpose of contract	General
Contract start date	01/12/2006
Contract end date	

16/17 Contracted general activity (UDA)	13,078
Carry forward general activity (UDA)	0
16/17 Contracted orthodontic activity (UOA)	0
Carry forward orthodontic activity (UOA)	0
Baseline contract value	£344,235.32

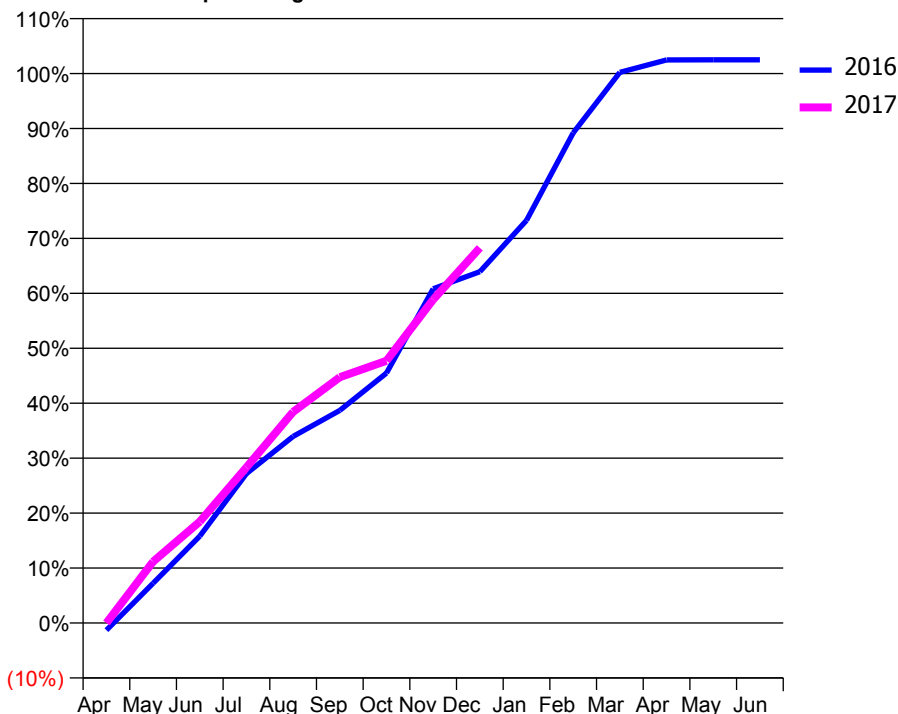
### ACCESS\*

Patients seen in 24 months	Total	Change since previous quarter
Quarter ending December 2015	5,335	
Quarter ending March 2016	5,284	→
Quarter ending June 2016	5,175	↓
Quarter ending September 2016	5,227	→
Quarter ending December 2016	5,318	→
<b>Variance since December 2015</b>	<b>(0.3%)</b>	<b>→</b>



### ACTIVITY

Cumulative percentage of contracted UDA delivered 2016 & 2017



Month	Adjusted Scheduled Activity (UDA)	
	2016	2017
April	-173	0
May	948	1,461
June	2,068	2,414
July	3,555	3,704
August	4,443	5,027
September	5,061	5,852
October	5,948	6,242
November	7,954	7,697
December	8,362	8,928
January	9,583	
February	11,665	
March	13,105	
April	13,402	
May	13,404	
June	13,405	

### QUALITY

	Quantity	Base Number	Contract	AT	Region	England
% of FP17s for the same patient ID Re-attending within 3 months - Children	74	1,034	7.2%	10.4%	13.4%	12.4%
% of FP17s for the same patient ID Re-attending within 3 months - Adults	391	3,920	10.0%	13.7%	17.3%	16.6%
% of FP17s for the same patient ID Re-attending between 3 & 9 months - Children	643	1,034	62.2%	62.8%	58.9%	57.5%
% of FP17s for the same patient ID Re-attending between 3 & 9 months - Adults	2,186	3,920	55.8%	54.7%	52.5%	50.4%
% of FP17s for Band 1 Urgent Courses	361	4,590	7.9%	7.3%	9.3%	9.1%
% of FP17s Relating to Free Repair or Replacements	24	4,590	0.5%	1.0%	1.0%	0.8%
% of FP17s Relating to Continuations	38	4,590	0.8%	1.3%	1.5%	1.3%
% of Patients satisfied with the dentistry they have received	7	7	N/A	93.8%	93.1%	92.7%
% of Patients satisfied with the time they had to wait for an appointment	7	7	N/A	90.6%	89.8%	88.8%

\* This is based on patients treated on this contract for their most recent course of treatment. Figures in italics indicate the base number of FP17s or Patient Questionnaire responses are less than 100. N/A is shown where the base number of responses is less than 10 during the period. % is calculated as Quantity/Base number\*100

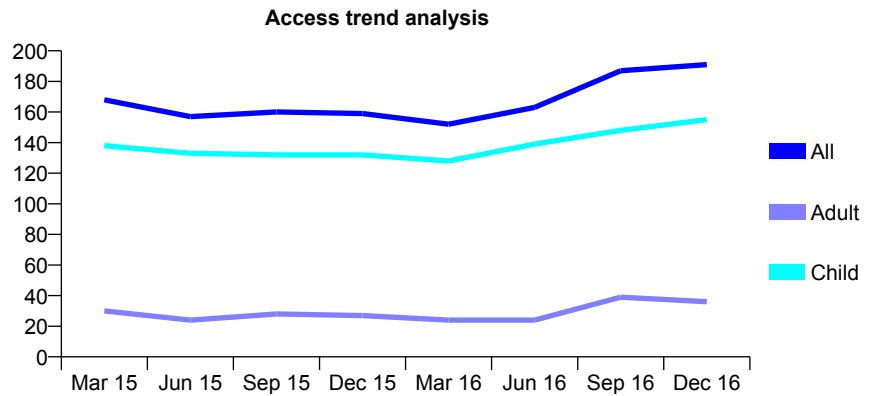
## Q50 - Vital Signs At a Glance Contract Report for 802425/0001 - December 2016

Name or company name	Peasholm Dental Practice
Contract type name	GDS Contract
Purpose of contract	General and Orthodontic
Contract start date	01/04/2006
Contract end date	

16/17 Contracted general activity (UDA)	300
Carry forward general activity (UDA)	0
16/17 Contracted orthodontic activity (UOA)	1,156
Carry forward orthodontic activity (UOA)	0
Baseline contract value	£83,829.21

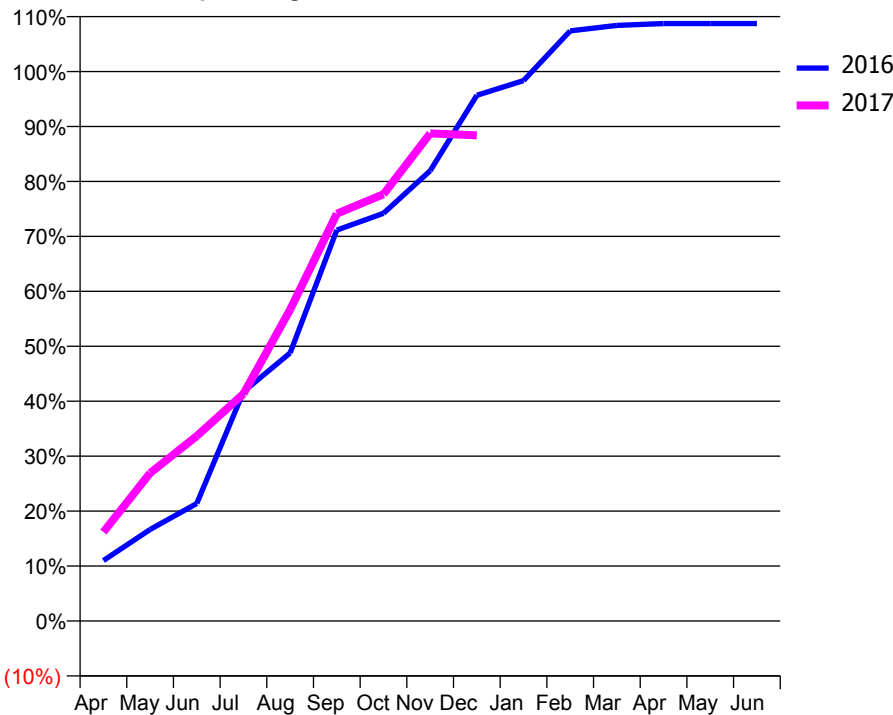
### ACCESS\*

Patients seen in 24 months	Total	Change since previous quarter
Quarter ending December 2015	159	
Quarter ending March 2016	152	↓
Quarter ending June 2016	163	↑
Quarter ending September 2016	187	↑
Quarter ending December 2016	191	↑
<b>Variance since December 2015</b>	<b>20.1%</b>	<b>↑</b>



### ACTIVITY

Cumulative percentage of contracted UDA delivered 2016 & 2017



Month	Adjusted Scheduled Activity (UDA)	
	2016	2017
April	33	49
May	50	81
June	64	101
July	125	124
August	146	170
September	213	222
October	223	233
November	246	266
December	287	265
January	295	
February	322	
March	325	
April	326	
May	326	
June	326	

### QUALITY

	Quantity	Base Number	Contract	AT	Region	England
% of FP17s for the same patient ID Re-attending within 3 months - Children	18	236	7.6%	10.4%	13.4%	12.4%
% of FP17s for the same patient ID Re-attending within 3 months - Adults	0	18	0.0%	13.7%	17.3%	16.6%
% of FP17s for the same patient ID Re-attending between 3 & 9 months - Children	97	236	41.1%	62.8%	58.9%	57.5%
% of FP17s for the same patient ID Re-attending between 3 & 9 months - Adults	5	18	27.8%	54.7%	52.5%	50.4%
% of FP17s for Band 1 Urgent Courses	11	171	6.4%	7.3%	9.3%	9.1%
% of FP17s Relating to Free Repair or Replacements	0	171	0.0%	1.0%	1.0%	0.8%
% of FP17s Relating to Continuations	3	171	1.8%	1.3%	1.5%	1.3%
% of Patients satisfied with the dentistry they have received	0	0	N/A	93.8%	93.1%	92.7%
% of Patients satisfied with the time they had to wait for an appointment	0	0	N/A	90.6%	89.8%	88.8%

\* This is based on patients treated on this contract for their most recent course of treatment. Figures in italics indicate the base number of FP17s or Patient Questionnaire responses are less than 100. N/A is shown where the base number of responses is less than 10 during the period. % is calculated as Quantity/Base number\*100

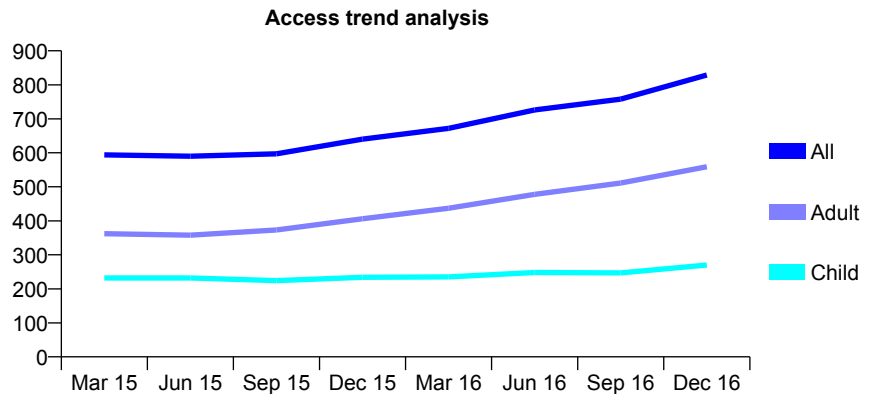
## Q50 - Vital Signs At a Glance Contract Report for 810223/0001 - December 2016

Name or company name	MR SW HEYLINGS
Contract type name	GDS Contract
Purpose of contract	General
Contract start date	01/04/2006
Contract end date	

16/17 Contracted general activity (UDA)	2,635
Carry forward general activity (UDA)	0
16/17 Contracted orthodontic activity (UOA)	0
Carry forward orthodontic activity (UOA)	0
Baseline contract value	£71,468.66

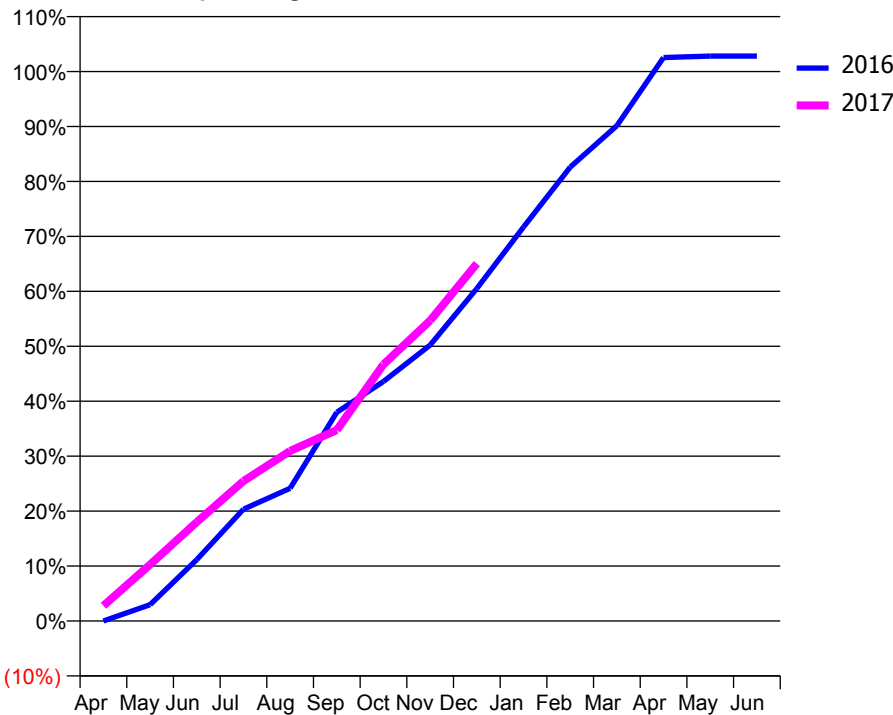
### ACCESS\*

Patients seen in 24 months	Total	Change since previous quarter
Quarter ending December 2015	640	
Quarter ending March 2016	672	↑
Quarter ending June 2016	726	↑
Quarter ending September 2016	758	↑
Quarter ending December 2016	829	↑
<b>Variance since December 2015</b>	<b>29.5%</b>	<b>↑</b>



### ACTIVITY

Cumulative percentage of contracted UDA delivered 2016 & 2017



Month	Adjusted Scheduled Activity (UDA)	
	2016	2017
April	0	73
May	55	271
June	206	475
July	376	671
August	446	815
September	701	916
October	804	1,231
November	927	1,441
December	1,116	1,714
January	1,323	
February	1,524	
March	1,663	
April	1,892	
May	1,897	
June	1,897	

### QUALITY

	Quantity	Base Number	Contract	AT	Region	England
% of FP17s for the same patient ID Re-attending within 3 months - Children	30	346	8.7%	10.4%	13.4%	12.4%
% of FP17s for the same patient ID Re-attending within 3 months - Adults	78	623	12.5%	13.7%	17.3%	16.6%
% of FP17s for the same patient ID Re-attending between 3 & 9 months - Children	182	346	52.6%	62.8%	58.9%	57.5%
% of FP17s for the same patient ID Re-attending between 3 & 9 months - Adults	294	623	47.2%	54.7%	52.5%	50.4%
% of FP17s for Band 1 Urgent Courses	36	849	4.2%	7.3%	9.3%	9.1%
% of FP17s Relating to Free Repair or Replacements	1	849	0.1%	1.0%	1.0%	0.8%
% of FP17s Relating to Continuations	2	849	0.2%	1.3%	1.5%	1.3%
% of Patients satisfied with the dentistry they have received	4	4	N/A	93.8%	93.1%	92.7%
% of Patients satisfied with the time they had to wait for an appointment	4	4	N/A	90.6%	89.8%	88.8%

\* This is based on patients treated on this contract for their most recent course of treatment. Figures in italics indicate the base number of FP17s or Patient Questionnaire responses are less than 100. N/A is shown where the base number of responses is less than 10 during the period. % is calculated as Quantity/Base number\*100

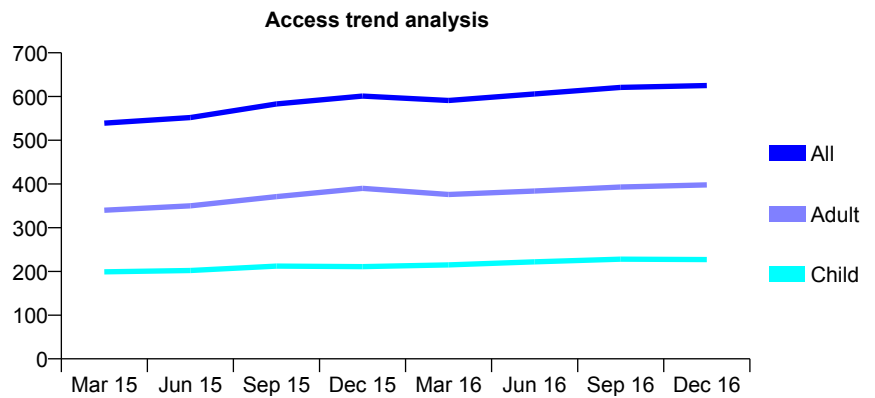
## Q50 - Vital Signs At a Glance Contract Report for 810290/0001 - December 2016

Name or company name	MR PA RIDING
Contract type name	GDS Contract
Purpose of contract	General
Contract start date	01/04/2006
Contract end date	

16/17 Contracted general activity (UDA)	1,711
Carry forward general activity (UDA)	0
16/17 Contracted orthodontic activity (UOA)	0
Carry forward orthodontic activity (UOA)	0
Baseline contract value	£51,134.71

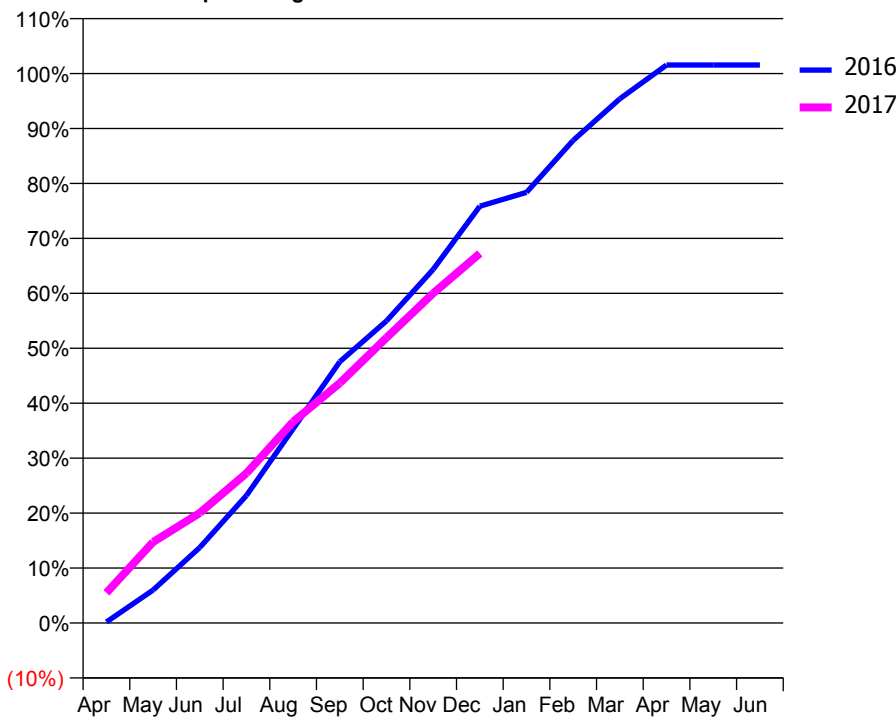
### ACCESS\*

Patients seen in 24 months	Total	Change since previous quarter
Quarter ending December 2015	601	
Quarter ending March 2016	591	↓
Quarter ending June 2016	606	↑
Quarter ending September 2016	621	↑
Quarter ending December 2016	625	→
<b>Variance since December 2015</b>	<b>4.0%</b>	<b>↑</b>



### ACTIVITY

Cumulative percentage of contracted UDA delivered 2016 & 2017



Month	Adjusted Scheduled Activity (UDA)	
	2016	2017
April	3	94
May	103	252
June	235	343
July	397	466
August	605	627
September	814	747
October	941	888
November	1,101	1,027
December	1,298	1,151
January	1,341	
February	1,503	
March	1,632	
April	1,738	
May	1,738	
June	1,738	

### QUALITY

	Quantity	Base Number	Contract	AT	Region	England
% of FP17s for the same patient ID Re-attending within 3 months - Children	12	258	4.7%	10.4%	13.4%	12.4%
% of FP17s for the same patient ID Re-attending within 3 months - Adults	26	320	8.1%	13.7%	17.3%	16.6%
% of FP17s for the same patient ID Re-attending between 3 & 9 months - Children	150	258	58.1%	62.8%	58.9%	57.5%
% of FP17s for the same patient ID Re-attending between 3 & 9 months - Adults	167	320	52.2%	54.7%	52.5%	50.4%
% of FP17s for Band 1 Urgent Courses	19	534	3.6%	7.3%	9.3%	9.1%
% of FP17s Relating to Free Repair or Replacements	1	534	0.2%	1.0%	1.0%	0.8%
% of FP17s Relating to Continuations	1	534	0.2%	1.3%	1.5%	1.3%
% of Patients satisfied with the dentistry they have received	1	1	N/A	93.8%	93.1%	92.7%
% of Patients satisfied with the time they had to wait for an appointment	1	1	N/A	90.6%	89.8%	88.8%

\* This is based on patients treated on this contract for their most recent course of treatment. Figures in italics indicate the base number of FP17s or Patient Questionnaire responses are less than 100. N/A is shown where the base number of responses is less than 10 during the period. % is calculated as Quantity/Base number\*100

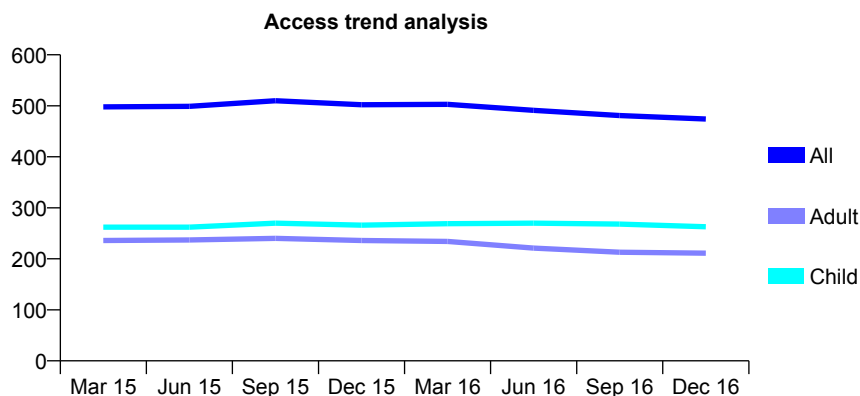
## Q50 - Vital Signs At a Glance Contract Report for 811076/0001 - December 2016

Name or company name	MR DR FEIRN
Contract type name	GDS Contract
Purpose of contract	General and Orthodontic
Contract start date	01/04/2006
Contract end date	

16/17 Contracted general activity (UDA)	1,214
Carry forward general activity (UDA)	0
16/17 Contracted orthodontic activity (UOA)	220
Carry forward orthodontic activity (UOA)	0
Baseline contract value	£45,439.78

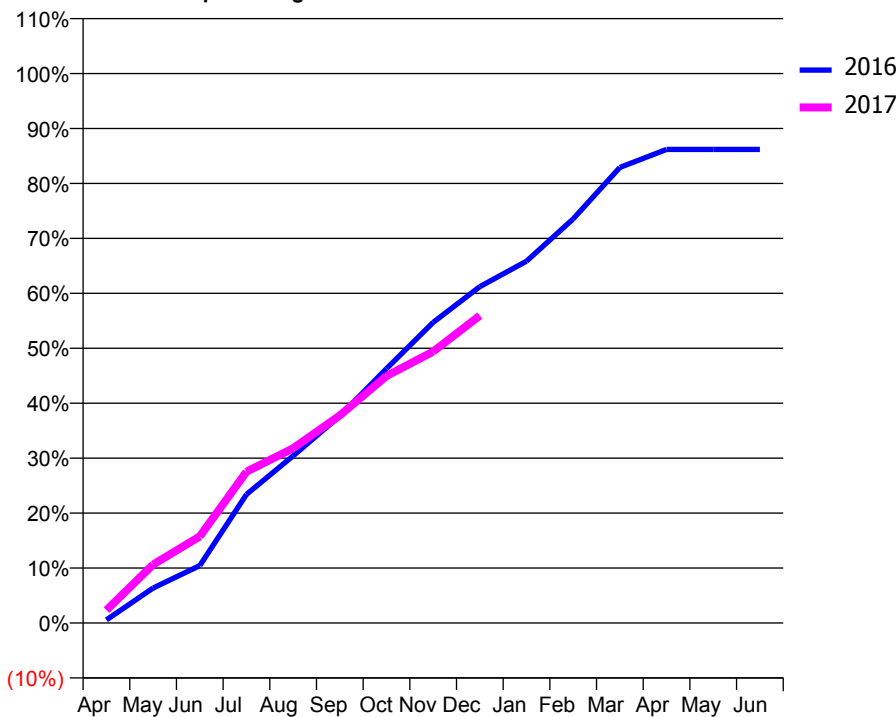
### ACCESS\*

Patients seen in 24 months	Total	Change since previous quarter
Quarter ending December 2015	502	
Quarter ending March 2016	503	→
Quarter ending June 2016	491	↓
Quarter ending September 2016	481	↓
Quarter ending December 2016	474	↓
<b>Variance since December 2015</b>	<b>(5.6%)</b>	<b>↓</b>



### ACTIVITY

Cumulative percentage of contracted UDA delivered 2016 & 2017



Month	Adjusted Scheduled Activity (UDA)	
	2016	2017
April	7	28
May	77	129
June	127	191
July	284	334
August	369	386
September	457	459
October	562	546
November	664	600
December	743	679
January	799	
February	893	
March	1,007	
April	1,046	
May	1,046	
June	1,046	

### QUALITY

	Quantity	Base Number	Contract	AT	Region	England
% of FP17s for the same patient ID Re-attending within 3 months - Children	27	319	8.5%	10.4%	13.4%	12.4%
% of FP17s for the same patient ID Re-attending within 3 months - Adults	37	182	20.3%	13.7%	17.3%	16.6%
% of FP17s for the same patient ID Re-attending between 3 & 9 months - Children	188	319	58.9%	62.8%	58.9%	57.5%
% of FP17s for the same patient ID Re-attending between 3 & 9 months - Adults	95	182	52.2%	54.7%	52.5%	50.4%
% of FP17s for Band 1 Urgent Courses	26	454	5.7%	7.3%	9.3%	9.1%
% of FP17s Relating to Free Repair or Replacements	0	454	0.0%	1.0%	1.0%	0.8%
% of FP17s Relating to Continuations	3	454	0.7%	1.3%	1.5%	1.3%
% of Patients satisfied with the dentistry they have received	1	1	N/A	93.8%	93.1%	92.7%
% of Patients satisfied with the time they had to wait for an appointment	1	1	N/A	90.6%	89.8%	88.8%

\* This is based on patients treated on this contract for their most recent course of treatment. Figures in italics indicate the base number of FP17s or Patient Questionnaire responses are less than 100. N/A is shown where the base number of responses is less than 10 during the period. % is calculated as Quantity/Base number\*100



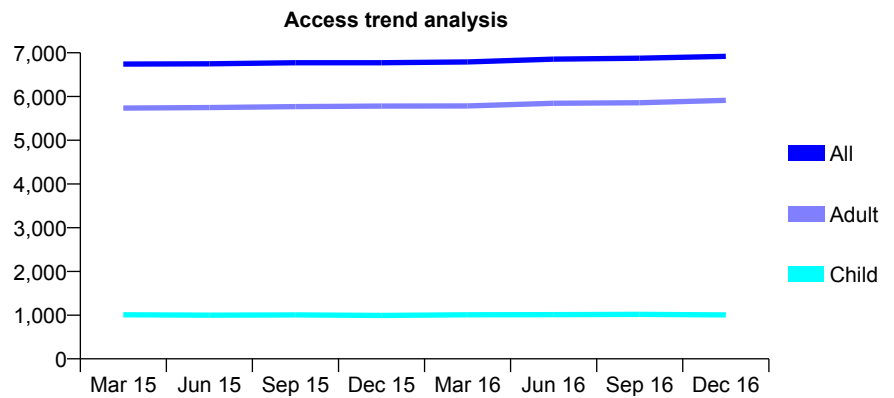
## Q50 - Vital Signs At a Glance Contract Report for 819794/0001 - December 2016

Name or company name	MR DJ HARRIS
Contract type name	GDS Contract
Purpose of contract	General
Contract start date	01/12/2006
Contract end date	

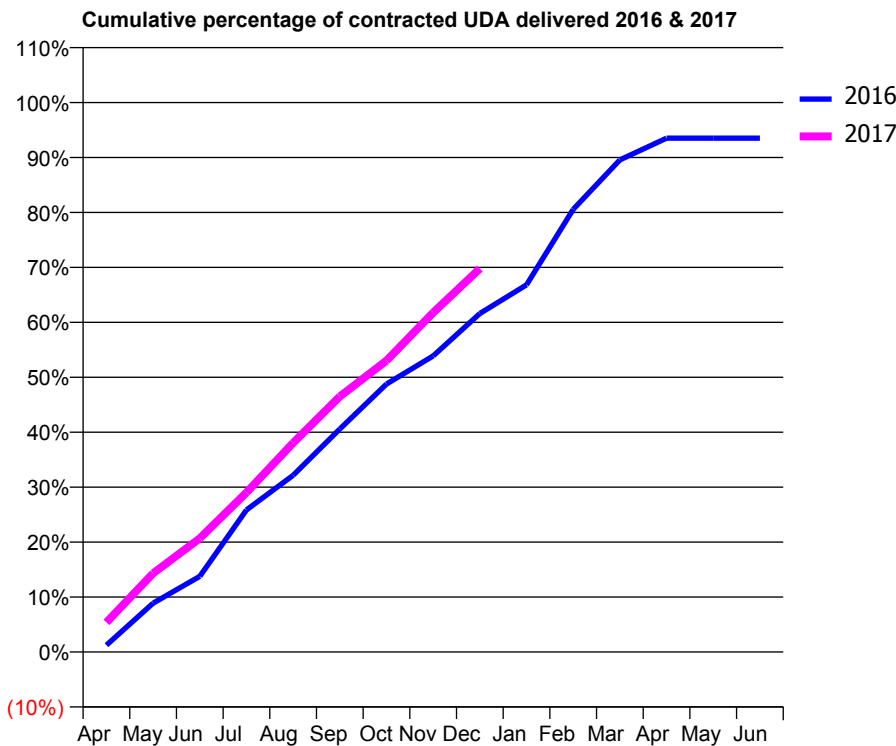
16/17 Contracted general activity (UDA)	24,510
Carry forward general activity (UDA)	0
16/17 Contracted orthodontic activity (UOA)	0
Carry forward orthodontic activity (UOA)	0
Baseline contract value	£569,219.13

### ACCESS\*

Patients seen in 24 months	Total	Change since previous quarter
Quarter ending December 2015	6,773	
Quarter ending March 2016	6,792	→
Quarter ending June 2016	6,856	→
Quarter ending September 2016	6,877	→
Quarter ending December 2016	6,920	→
<b>Variance since December 2015</b>	<b>2.2%</b>	<b>↑</b>



### ACTIVITY



Month	Adjusted Scheduled Activity (UDA)	
	2016	2017
April	308	1,324
May	2,179	3,510
June	3,373	5,069
July	6,336	7,117
August	7,883	9,329
September	9,946	11,396
October	11,954	12,996
November	13,208	15,140
December	15,100	17,100
January	16,379	
February	19,746	
March	21,950	
April	22,919	
May	22,921	
June	22,921	

### QUALITY

	Quantity	Base Number	Contract	AT	Region	England
% of FP17s for the same patient ID Re-attending within 3 months - Children	80	1,322	6.1%	10.4%	13.4%	12.4%
% of FP17s for the same patient ID Re-attending within 3 months - Adults	1,596	8,631	18.5%	13.7%	17.3%	16.6%
% of FP17s for the same patient ID Re-attending between 3 & 9 months - Children	976	1,322	73.8%	62.8%	58.9%	57.5%
% of FP17s for the same patient ID Re-attending between 3 & 9 months - Adults	5,845	8,631	67.7%	54.7%	52.5%	50.4%
% of FP17s for Band 1 Urgent Courses	700	9,404	7.4%	7.3%	9.3%	9.1%
% of FP17s Relating to Free Repair or Replacements	310	9,404	3.3%	1.0%	1.0%	0.8%
% of FP17s Relating to Continuations	322	9,404	3.4%	1.3%	1.5%	1.3%
% of Patients satisfied with the dentistry they have received	29	31	93.5%	93.8%	93.1%	92.7%
% of Patients satisfied with the time they had to wait for an appointment	29	31	93.5%	90.6%	89.8%	88.8%

\* This is based on patients treated on this contract for their most recent course of treatment. Figures in italics indicate the base number of FP17s or Patient Questionnaire responses are less than 100. N/A is shown where the base number of responses is less than 10 during the period. % is calculated as Quantity/Base number\*100

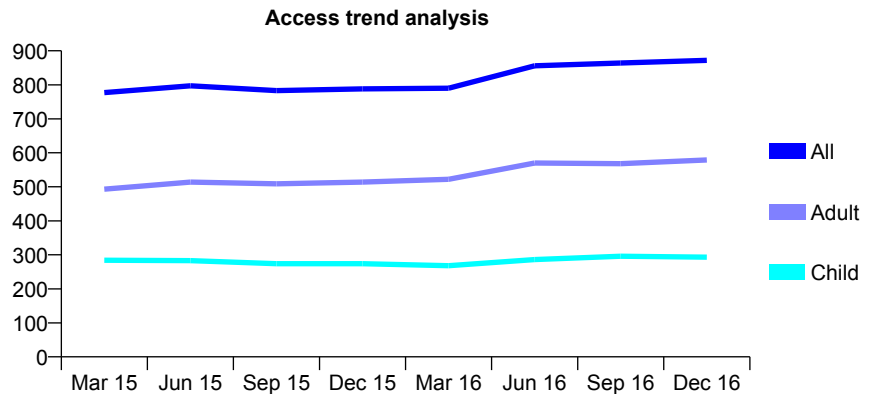
## Q50 - Vital Signs At a Glance Contract Report for 824100/0001 - December 2016

Name or company name	MR AR DICKENS
Contract type name	GDS Contract
Purpose of contract	General
Contract start date	01/04/2006
Contract end date	

16/17 Contracted general activity (UDA)	1,924
Carry forward general activity (UDA)	0
16/17 Contracted orthodontic activity (UOA)	0
Carry forward orthodontic activity (UOA)	0
Baseline contract value	£57,818.67

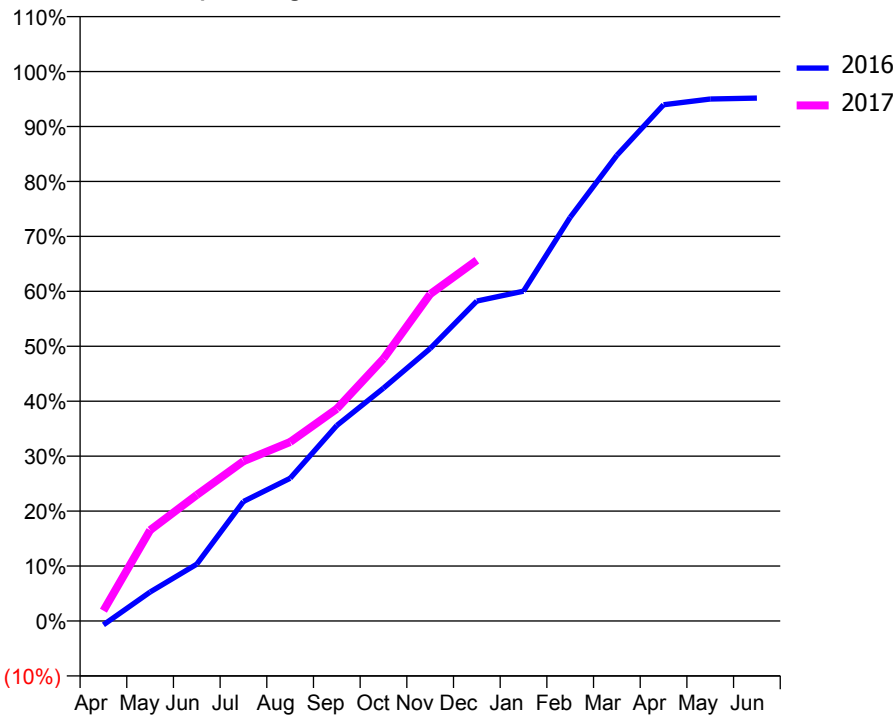
### ACCESS\*

Patients seen in 24 months	Total	Change since previous quarter
Quarter ending December 2015	788	
Quarter ending March 2016	790	→
Quarter ending June 2016	856	↑
Quarter ending September 2016	864	→
Quarter ending December 2016	872	→
<b>Variance since December 2015</b>	<b>10.7%</b>	<b>↑</b>



### ACTIVITY

Cumulative percentage of contracted UDA delivered 2016 & 2017



Month	Adjusted Scheduled Activity (UDA)	
	2016	2017
April	-14	36
May	101	318
June	199	441
July	418	560
August	500	627
September	685	743
October	815	918
November	954	1,145
December	1,120	1,263
January	1,155	
February	1,413	
March	1,631	
April	1,808	
May	1,828	
June	1,831	

### QUALITY

	Quantity	Base Number	Contract	AT	Region	England
% of FP17s for the same patient ID Re-attending within 3 months - Children	16	311	5.1%	10.4%	13.4%	12.4%
% of FP17s for the same patient ID Re-attending within 3 months - Adults	40	471	8.5%	13.7%	17.3%	16.6%
% of FP17s for the same patient ID Re-attending between 3 & 9 months - Children	170	311	54.7%	62.8%	58.9%	57.5%
% of FP17s for the same patient ID Re-attending between 3 & 9 months - Adults	215	471	45.6%	54.7%	52.5%	50.4%
% of FP17s for Band 1 Urgent Courses	51	663	7.7%	7.3%	9.3%	9.1%
% of FP17s Relating to Free Repair or Replacements	0	663	0.0%	1.0%	1.0%	0.8%
% of FP17s Relating to Continuations	4	663	0.6%	1.3%	1.5%	1.3%
% of Patients satisfied with the dentistry they have received	4	4	N/A	93.8%	93.1%	92.7%
% of Patients satisfied with the time they had to wait for an appointment	4	4	N/A	90.6%	89.8%	88.8%

\* This is based on patients treated on this contract for their most recent course of treatment. Figures in italics indicate the base number of FP17s or Patient Questionnaire responses are less than 100. N/A is shown where the base number of responses is less than 10 during the period. % is calculated as Quantity/Base number\*100

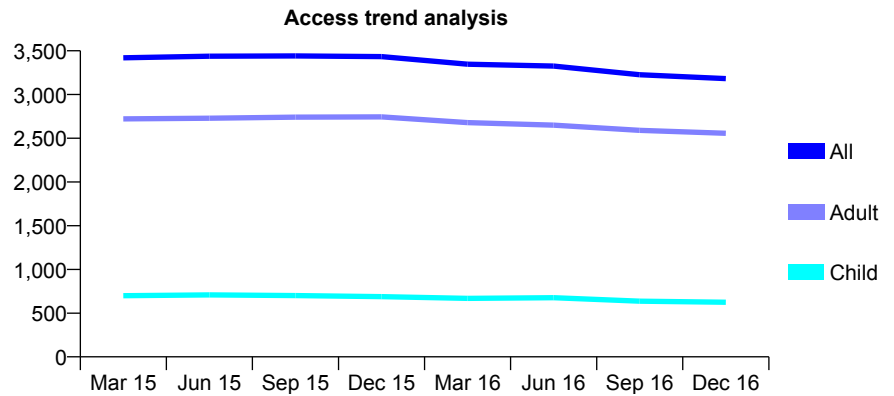
## Q50 - Vital Signs At a Glance Contract Report for 844152/0001 - December 2016

Name or company name	MR ST COLES
Contract type name	GDS Contract
Purpose of contract	General
Contract start date	01/04/2006
Contract end date	

16/17 Contracted general activity (UDA)	8,810
Carry forward general activity (UDA)	0
16/17 Contracted orthodontic activity (UOA)	0
Carry forward orthodontic activity (UOA)	0
Baseline contract value	£269,603.50

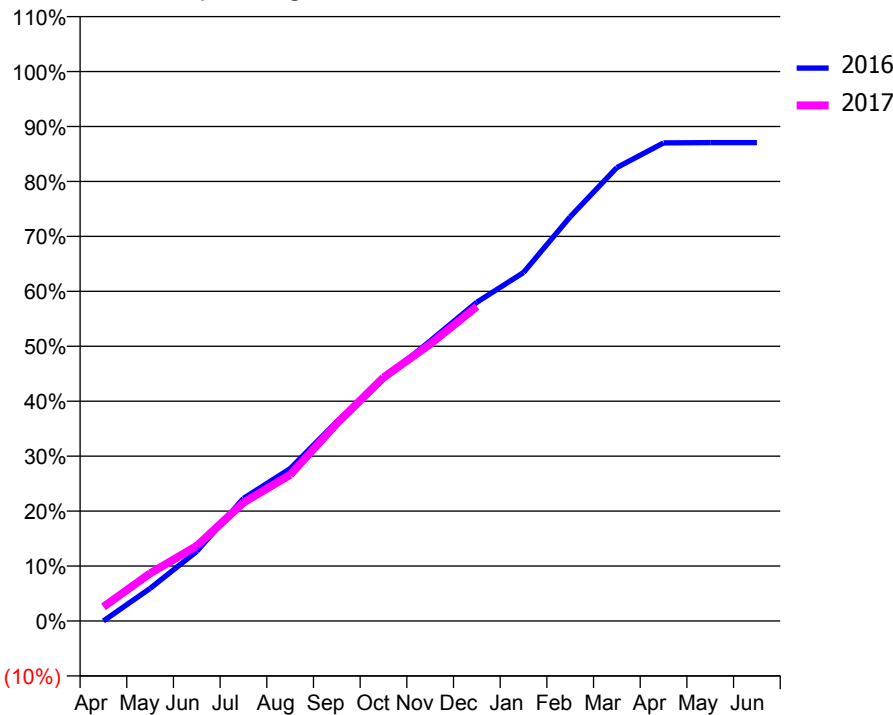
### ACCESS\*

Patients seen in 24 months	Total	Change since previous quarter
Quarter ending December 2015	3,434	
Quarter ending March 2016	3,347	↓
Quarter ending June 2016	3,326	→
Quarter ending September 2016	3,226	↓
Quarter ending December 2016	3,182	↓
<b>Variance since December 2015</b>	<b>(7.3%)</b>	<b>↓</b>



### ACTIVITY

Cumulative percentage of contracted UDA delivered 2016 & 2017



Month	Adjusted Scheduled Activity (UDA)	
	2016	2017
April	0	228
May	522	765
June	1,117	1,205
July	1,966	1,900
August	2,443	2,345
September	3,196	3,167
October	3,879	3,905
November	4,490	4,440
December	5,110	5,042
January	5,587	
February	6,482	
March	7,270	
April	7,666	
May	7,669	
June	7,669	

### QUALITY

	Quantity	Base Number	Contract	AT	Region	England
% of FP17s for the same patient ID Re-attending within 3 months - Children	24	441	5.4%	10.4%	13.4%	12.4%
% of FP17s for the same patient ID Re-attending within 3 months - Adults	251	1,839	13.6%	13.7%	17.3%	16.6%
% of FP17s for the same patient ID Re-attending between 3 & 9 months - Children	72	441	16.3%	62.8%	58.9%	57.5%
% of FP17s for the same patient ID Re-attending between 3 & 9 months - Adults	442	1,839	24.0%	54.7%	52.5%	50.4%
% of FP17s for Band 1 Urgent Courses	115	2,086	5.5%	7.3%	9.3%	9.1%
% of FP17s Relating to Free Repair or Replacements	41	2,086	2.0%	1.0%	1.0%	0.8%
% of FP17s Relating to Continuations	45	2,086	2.2%	1.3%	1.5%	1.3%
% of Patients satisfied with the dentistry they have received	8	8	N/A	93.8%	93.1%	92.7%
% of Patients satisfied with the time they had to wait for an appointment	8	8	N/A	90.6%	89.8%	88.8%

\* This is based on patients treated on this contract for their most recent course of treatment. Figures in italics indicate the base number of FP17s or Patient Questionnaire responses are less than 100. N/A is shown where the base number of responses is less than 10 during the period. % is calculated as Quantity/Base number\*100

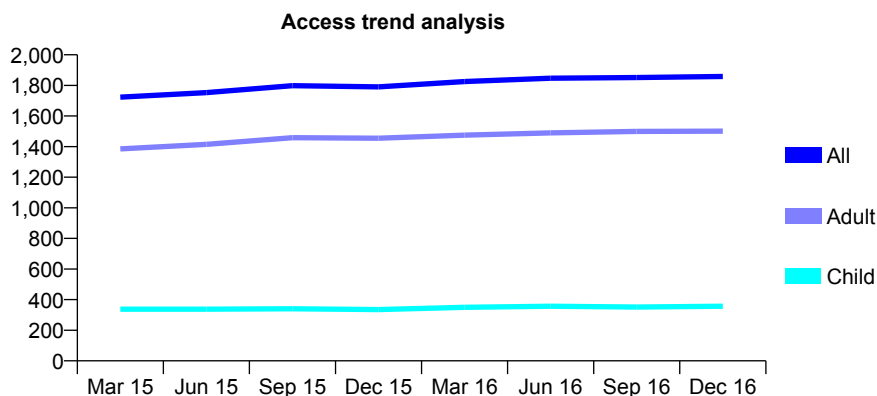
## Q50 - Vital Signs At a Glance Contract Report for 854549/0001 - December 2016

Name or company name	MR N THAKKER
Contract type name	GDS Contract
Purpose of contract	General
Contract start date	20/07/2009
Contract end date	

16/17 Contracted general activity (UDA)	7,000
Carry forward general activity (UDA)	0
16/17 Contracted orthodontic activity (UOA)	0
Carry forward orthodontic activity (UOA)	0
Baseline contract value	£188,060.65

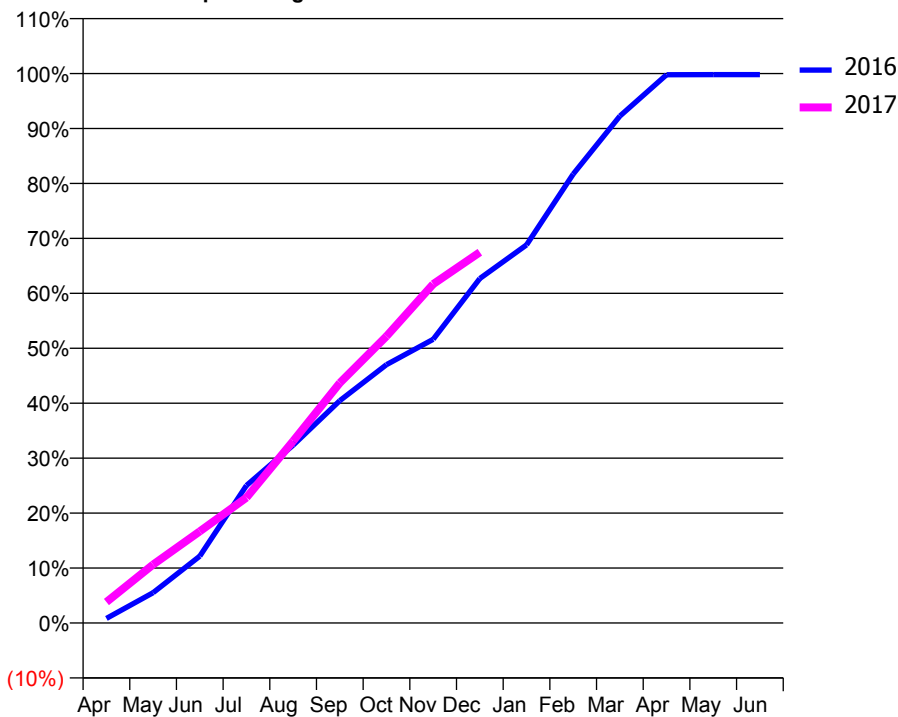
### ACCESS\*

Patients seen in 24 months	Total	Change since previous quarter
Quarter ending December 2015	1,790	
Quarter ending March 2016	1,825	→
Quarter ending June 2016	1,847	→
Quarter ending September 2016	1,851	→
Quarter ending December 2016	1,858	→
<b>Variance since December 2015</b>	<b>3.8%</b>	<b>↑</b>



### ACTIVITY

Cumulative percentage of contracted UDA delivered 2016 & 2017



Month	Adjusted Scheduled Activity (UDA)	
	2016	2017
April	58	267
May	386	745
June	852	1,169
July	1,753	1,598
August	2,265	2,318
September	2,833	3,058
October	3,290	3,654
November	3,615	4,317
December	4,388	4,723
January	4,817	
February	5,718	
March	6,457	
April	6,984	
May	6,985	
June	6,985	

### QUALITY

	Quantity	Base Number	Contract	AT	Region	England
% of FP17s for the same patient ID Re-attending within 3 months - Children	46	455	10.1%	10.4%	13.4%	12.4%
% of FP17s for the same patient ID Re-attending within 3 months - Adults	313	1,999	15.7%	13.7%	17.3%	16.6%
% of FP17s for the same patient ID Re-attending between 3 & 9 months - Children	320	455	70.3%	62.8%	58.9%	57.5%
% of FP17s for the same patient ID Re-attending between 3 & 9 months - Adults	1,360	1,999	68.0%	54.7%	52.5%	50.4%
% of FP17s for Band 1 Urgent Courses	137	2,307	5.9%	7.3%	9.3%	9.1%
% of FP17s Relating to Free Repair or Replacements	32	2,307	1.4%	1.0%	1.0%	0.8%
% of FP17s Relating to Continuations	15	2,307	0.7%	1.3%	1.5%	1.3%
% of Patients satisfied with the dentistry they have received	9	9	N/A	93.8%	93.1%	92.7%
% of Patients satisfied with the time they had to wait for an appointment	8	9	N/A	90.6%	89.8%	88.8%

\* This is based on patients treated on this contract for their most recent course of treatment. Figures in italics indicate the base number of FP17s or Patient Questionnaire responses are less than 100. N/A is shown where the base number of responses is less than 10 during the period. % is calculated as Quantity/Base number\*100

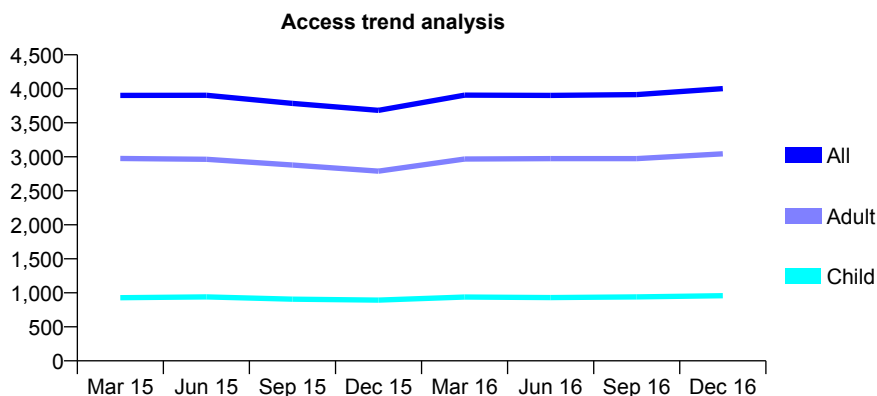
## Q50 - Vital Signs At a Glance Contract Report for 858404/0001 - December 2016

Name or company name	MR MS AKHTAR
Contract type name	GDS Contract
Purpose of contract	General
Contract start date	01/12/2009
Contract end date	

16/17 Contracted general activity (UDA)	14,000
Carry forward general activity (UDA)	0
16/17 Contracted orthodontic activity (UOA)	0
Carry forward orthodontic activity (UOA)	0
Baseline contract value	£360,772.66

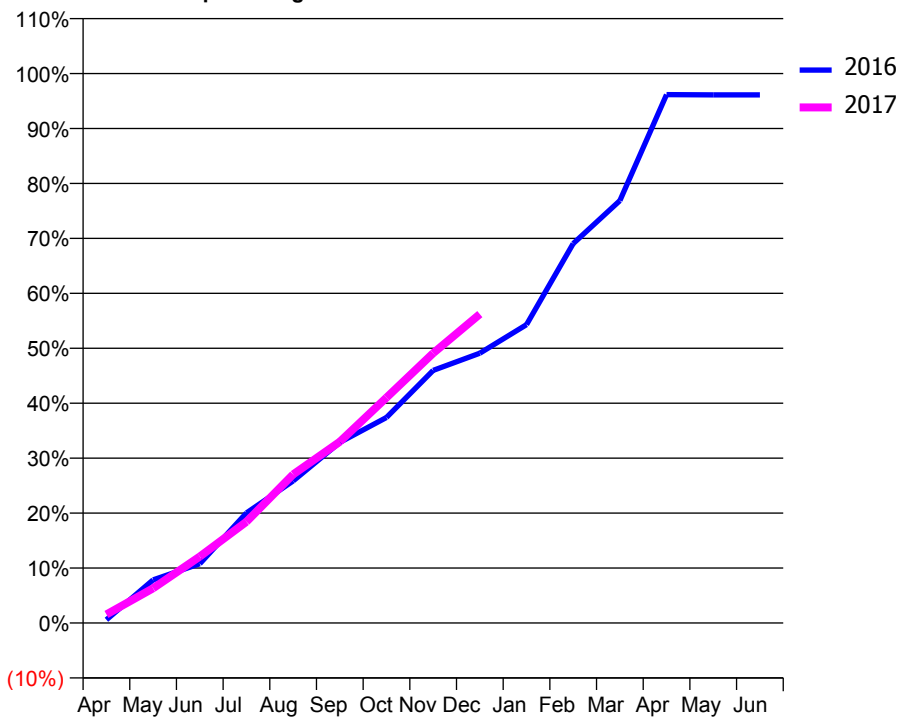
### ACCESS\*

Patients seen in 24 months	Total	Change since previous quarter
Quarter ending December 2015	3,684	
Quarter ending March 2016	3,907	↑
Quarter ending June 2016	3,903	→
Quarter ending September 2016	3,914	→
Quarter ending December 2016	4,003	↑
<b>Variance since December 2015</b>	<b>8.7%</b>	<b>↑</b>



### ACTIVITY

Cumulative percentage of contracted UDA delivered 2016 & 2017



Month	Adjusted Scheduled Activity (UDA)	
	2016	2017
April	83	219
May	1,098	887
June	1,511	1,694
July	2,806	2,581
August	3,619	3,786
September	4,600	4,620
October	5,236	5,744
November	6,437	6,876
December	6,876	7,869
January	7,601	
February	9,667	
March	10,760	
April	13,462	
May	13,454	
June	13,457	

### QUALITY

	Quantity	Base Number	Contract	AT	Region	England
% of FP17s for the same patient ID Re-attending within 3 months - Children	87	1,132	7.7%	10.4%	13.4%	12.4%
% of FP17s for the same patient ID Re-attending within 3 months - Adults	536	3,576	15.0%	13.7%	17.3%	16.6%
% of FP17s for the same patient ID Re-attending between 3 & 9 months - Children	594	1,132	52.5%	62.8%	58.9%	57.5%
% of FP17s for the same patient ID Re-attending between 3 & 9 months - Adults	1,988	3,576	55.6%	54.7%	52.5%	50.4%
% of FP17s for Band 1 Urgent Courses	406	3,775	10.8%	7.3%	9.3%	9.1%
% of FP17s Relating to Free Repair or Replacements	84	3,775	2.2%	1.0%	1.0%	0.8%
% of FP17s Relating to Continuations	17	3,775	0.5%	1.3%	1.5%	1.3%
% of Patients satisfied with the dentistry they have received	17	19	89.5%	93.8%	93.1%	92.7%
% of Patients satisfied with the time they had to wait for an appointment	17	19	89.5%	90.6%	89.8%	88.8%

\* This is based on patients treated on this contract for their most recent course of treatment. Figures in italics indicate the base number of FP17s or Patient Questionnaire responses are less than 100. N/A is shown where the base number of responses is less than 10 during the period. % is calculated as Quantity/Base number\*100

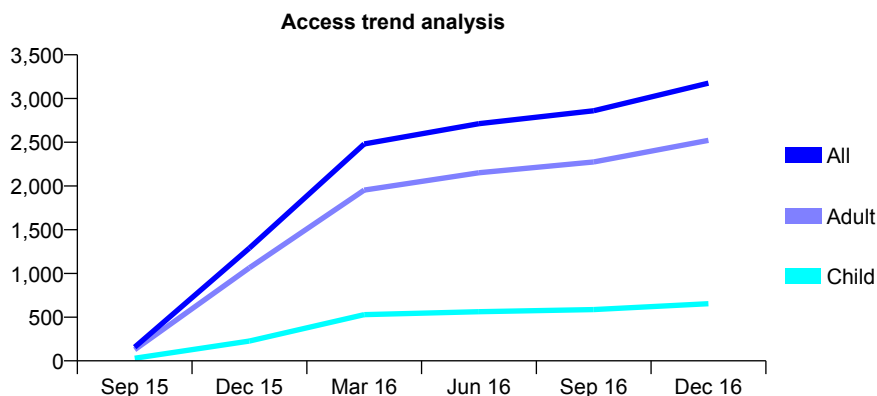
## Q50 - Vital Signs At a Glance Contract Report for 876712/0001 - December 2016

Name or company name	MR A BAGGA
Contract type name	GDS Contract
Purpose of contract	General
Contract start date	01/09/2015
Contract end date	

16/17 Contracted general activity (UDA)	9,841
Carry forward general activity (UDA)	0
16/17 Contracted orthodontic activity (UOA)	0
Carry forward orthodontic activity (UOA)	0
Baseline contract value	£304,026.11

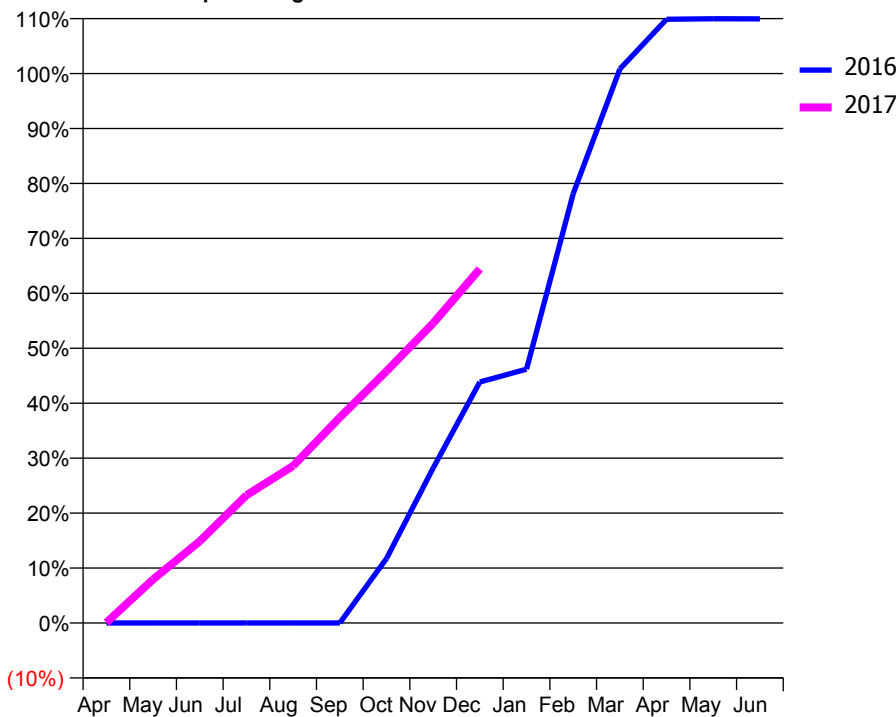
### ACCESS\*

Patients seen in 24 months	Total	Change since previous quarter
Quarter ending December 2015	1,289	
Quarter ending March 2016	2,481	↑
Quarter ending June 2016	2,713	↑
Quarter ending September 2016	2,861	↑
Quarter ending December 2016	3,176	↑
<b>Variance since December 2015</b>	<b>146.4%</b>	<b>↑</b>



### ACTIVITY

Cumulative percentage of contracted UDA delivered 2016 & 2017



Month	Adjusted Scheduled Activity (UDA)	
	2016	2017
April	0	9
May	0	781
June	0	1,464
July	0	2,290
August	0	2,814
September	0	3,681
October	661	4,510
November	1,590	5,371
December	2,471	6,343
January	2,602	
February	4,403	
March	5,681	
April	6,191	
May	6,196	
June	6,195	

### QUALITY

	Quantity	Base Number	Contract	AT	Region	England
% of FP17s for the same patient ID Re-attending within 3 months - Children	24	778	3.1%	10.4%	13.4%	12.4%
% of FP17s for the same patient ID Re-attending within 3 months - Adults	227	3,092	7.3%	13.7%	17.3%	16.6%
% of FP17s for the same patient ID Re-attending between 3 & 9 months - Children	551	778	70.8%	62.8%	58.9%	57.5%
% of FP17s for the same patient ID Re-attending between 3 & 9 months - Adults	2,109	3,092	68.2%	54.7%	52.5%	50.4%
% of FP17s for Band 1 Urgent Courses	133	3,605	3.7%	7.3%	9.3%	9.1%
% of FP17s Relating to Free Repair or Replacements	24	3,605	0.7%	1.0%	1.0%	0.8%
% of FP17s Relating to Continuations	7	3,605	0.2%	1.3%	1.5%	1.3%
% of Patients satisfied with the dentistry they have received	3	3	N/A	93.8%	93.1%	92.7%
% of Patients satisfied with the time they had to wait for an appointment	3	3	N/A	90.6%	89.8%	88.8%

\* This is based on patients treated on this contract for their most recent course of treatment. Figures in italics indicate the base number of FP17s or Patient Questionnaire responses are less than 100. N/A is shown where the base number of responses is less than 10 during the period. % is calculated as Quantity/Base number\*100

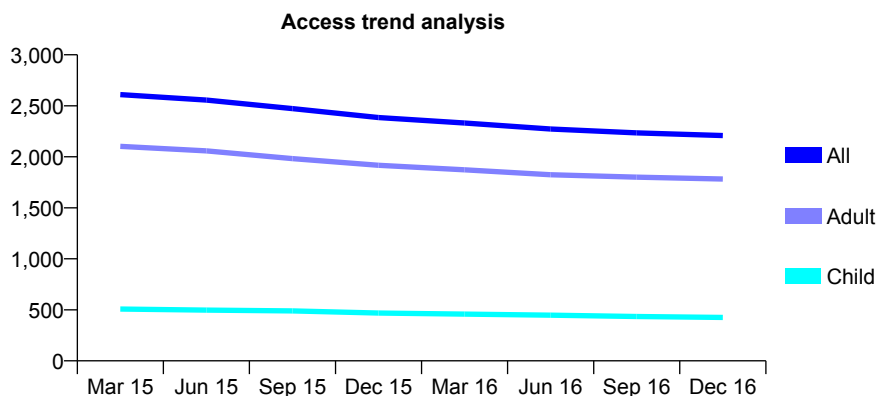
## Q50 - Vital Signs At a Glance Contract Report for 878340/0001 - December 2016

Name or company name	Bridge Street Dental Surgery
Contract type name	GDS Contract
Purpose of contract	General
Contract start date	01/06/2012
Contract end date	

16/17 Contracted general activity (UDA)	5,696
Carry forward general activity (UDA)	0
16/17 Contracted orthodontic activity (UOA)	0
Carry forward orthodontic activity (UOA)	0
Baseline contract value	£169,736.60

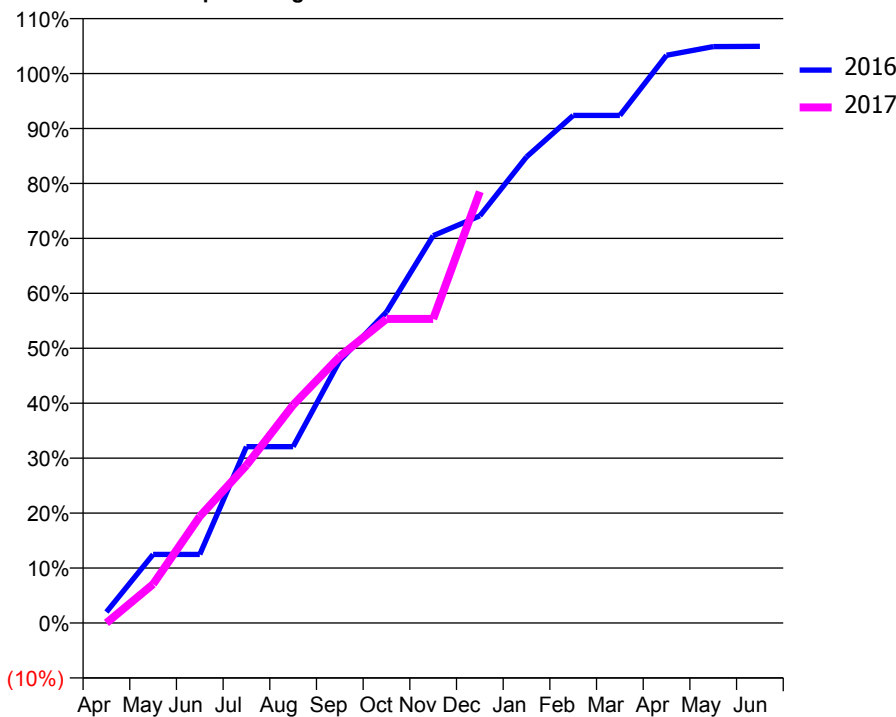
### ACCESS\*

Patients seen in 24 months	Total	Change since previous quarter
Quarter ending December 2015	2,385	
Quarter ending March 2016	2,331	↓
Quarter ending June 2016	2,272	↓
Quarter ending September 2016	2,235	↓
Quarter ending December 2016	2,208	↓
<b>Variance since December 2015</b>	<b>(7.4%)</b>	<b>↓</b>



### ACTIVITY

Cumulative percentage of contracted UDA delivered 2016 & 2017



Adjusted Scheduled Activity (UDA)

Month	2016	2017
April	114	0
May	711	402
June	711	1,105
July	1,829	1,634
August	1,829	2,261
September	2,721	2,764
October	3,224	3,153
November	4,015	3,153
December	4,221	4,471
January	4,831	
February	5,261	
March	5,261	
April	5,885	
May	5,974	
June	5,977	

### QUALITY

	Quantity	Base Number	Contract	AT	Region	England
% of FP17s for the same patient ID Re-attending within 3 months - Children	31	696	4.5%	10.4%	13.4%	12.4%
% of FP17s for the same patient ID Re-attending within 3 months - Adults	277	2,550	10.9%	13.7%	17.3%	16.6%
% of FP17s for the same patient ID Re-attending between 3 & 9 months - Children	562	696	80.7%	62.8%	58.9%	57.5%
% of FP17s for the same patient ID Re-attending between 3 & 9 months - Adults	1,626	2,550	63.8%	54.7%	52.5%	50.4%
% of FP17s for Band 1 Urgent Courses	85	2,669	3.2%	7.3%	9.3%	9.1%
% of FP17s Relating to Free Repair or Replacements	13	2,669	0.5%	1.0%	1.0%	0.8%
% of FP17s Relating to Continuations	49	2,669	1.8%	1.3%	1.5%	1.3%
% of Patients satisfied with the dentistry they have received	3	3	N/A	93.8%	93.1%	92.7%
% of Patients satisfied with the time they had to wait for an appointment	3	3	N/A	90.6%	89.8%	88.8%

\* This is based on patients treated on this contract for their most recent course of treatment. Figures in italics indicate the base number of FP17s or Patient Questionnaire responses are less than 100. N/A is shown where the base number of responses is less than 10 during the period. % is calculated as Quantity/Base number\*100



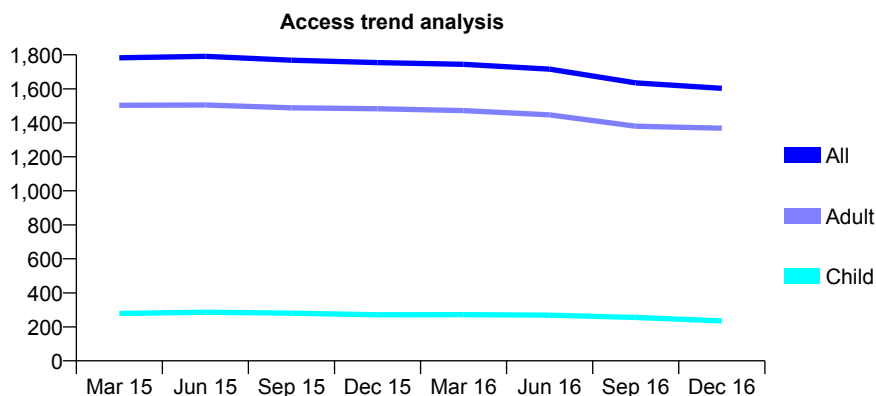
## Q50 - Vital Signs At a Glance Contract Report for 895318/0001 - December 2016

Name or company name	Miss Z Ishak
Contract type name	GDS Contract
Purpose of contract	General
Contract start date	01/04/2006
Contract end date	

16/17 Contracted general activity (UDA)	4,303
Carry forward general activity (UDA)	0
16/17 Contracted orthodontic activity (UOA)	0
Carry forward orthodontic activity (UOA)	0
Baseline contract value	£131,780.27

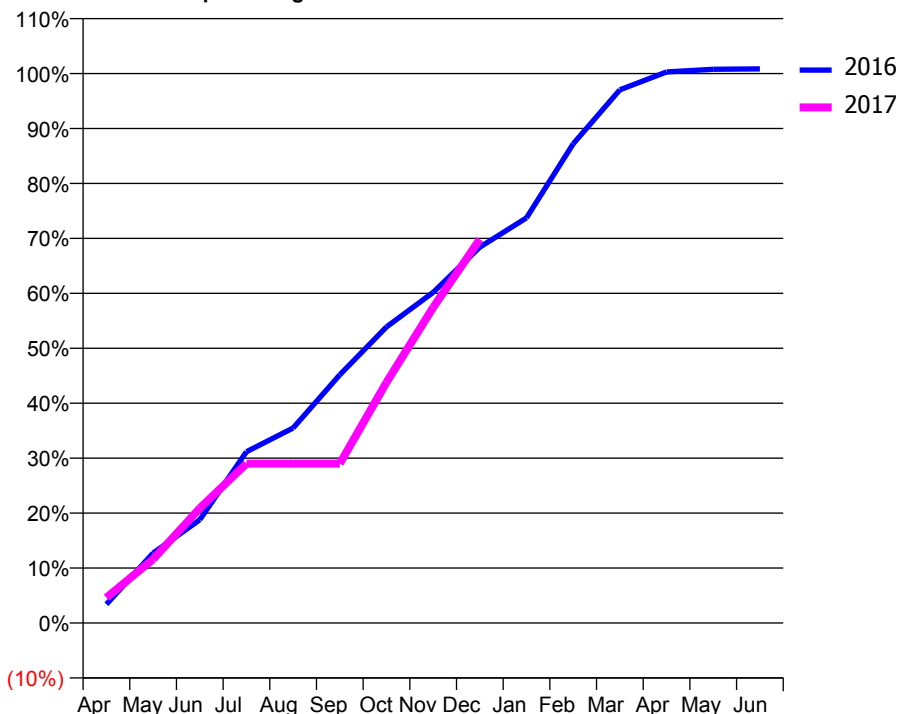
### ACCESS\*

Patients seen in 24 months	Total	Change since previous quarter
Quarter ending December 2015	1,754	
Quarter ending March 2016	1,744	→
Quarter ending June 2016	1,716	↓
Quarter ending September 2016	1,635	↓
Quarter ending December 2016	1,603	↓
<b>Variance since December 2015</b>	<b>(8.6%)</b>	<b>↓</b>



### ACTIVITY

Cumulative percentage of contracted UDA delivered 2016 & 2017



Month	Adjusted Scheduled Activity (UDA)	
	2016	2017
April	147	199
May	548	500
June	809	899
July	1,341	1,249
August	1,528	1,249
September	1,944	1,249
October	2,319	1,884
November	2,589	2,471
December	2,943	3,004
January	3,173	
February	3,752	
March	4,176	
April	4,315	
May	4,336	
June	4,339	

### QUALITY

	Quantity	Base Number	Contract	AT	Region	England
% of FP17s for the same patient ID Re-attending within 3 months - Children	4	246	1.6%	10.4%	13.4%	12.4%
% of FP17s for the same patient ID Re-attending within 3 months - Adults	88	1,254	7.0%	13.7%	17.3%	16.6%
% of FP17s for the same patient ID Re-attending between 3 & 9 months - Children	189	246	76.8%	62.8%	58.9%	57.5%
% of FP17s for the same patient ID Re-attending between 3 & 9 months - Adults	540	1,254	43.1%	54.7%	52.5%	50.4%
% of FP17s for Band 1 Urgent Courses	37	1,442	2.6%	7.3%	9.3%	9.1%
% of FP17s Relating to Free Repair or Replacements	4	1,442	0.3%	1.0%	1.0%	0.8%
% of FP17s Relating to Continuations	26	1,442	1.8%	1.3%	1.5%	1.3%
% of Patients satisfied with the dentistry they have received	2	2	N/A	93.8%	93.1%	92.7%
% of Patients satisfied with the time they had to wait for an appointment	2	2	N/A	90.6%	89.8%	88.8%

\* This is based on patients treated on this contract for their most recent course of treatment. Figures in italics indicate the base number of FP17s or Patient Questionnaire responses are less than 100. N/A is shown where the base number of responses is less than 10 during the period. % is calculated as Quantity/Base number\*100

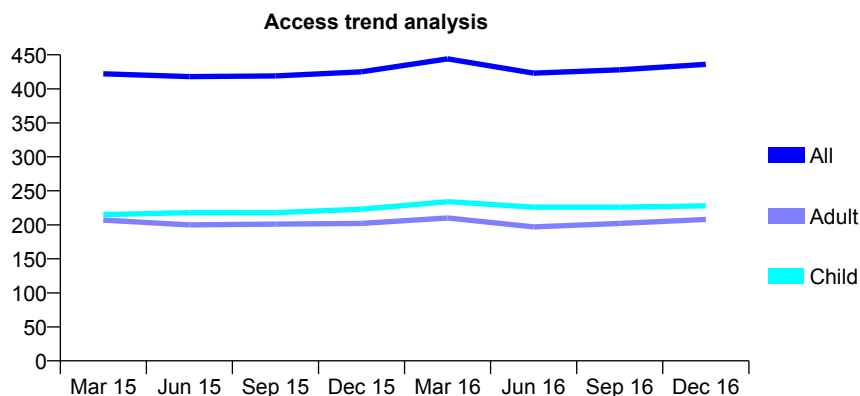
## Q50 - Vital Signs At a Glance Contract Report for 911747/0001 - December 2016

Name or company name	MR N MUHAIREZ
Contract type name	GDS Contract
Purpose of contract	General
Contract start date	01/04/2006
Contract end date	

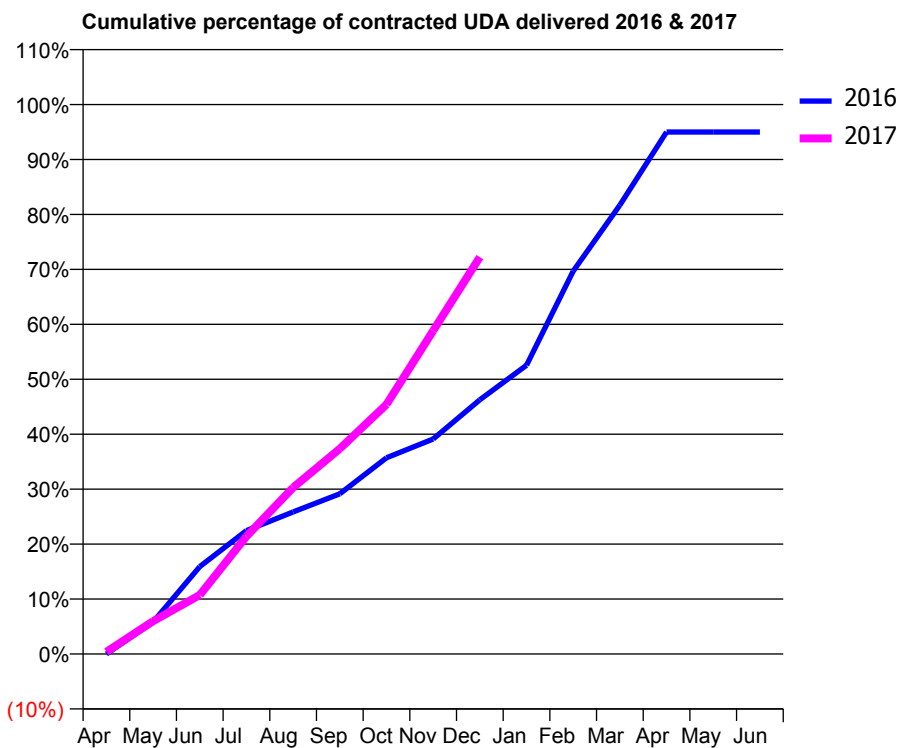
16/17 Contracted general activity (UDA)	1,850
Carry forward general activity (UDA)	0
16/17 Contracted orthodontic activity (UOA)	0
Carry forward orthodontic activity (UOA)	0
Baseline contract value	£42,869.83

### ACCESS\*

Patients seen in 24 months	Total	Change since previous quarter
Quarter ending December 2015	425	
Quarter ending March 2016	444	↑
Quarter ending June 2016	423	↓
Quarter ending September 2016	428	→
Quarter ending December 2016	436	→
<b>Variance since December 2015</b>	<b>2.6%</b>	<b>↑</b>



### ACTIVITY



Month	Adjusted Scheduled Activity (UDA)	
	2016	2017
April	0	7
May	108	111
June	294	199
July	415	396
August	478	560
September	539	691
October	660	840
November	724	1,089
December	856	1,336
January	972	
February	1,289	
March	1,511	
April	1,757	
May	1,757	
June	1,757	

### QUALITY

	Quantity	Base Number	Contract	AT	Region	England
% of FP17s for the same patient ID Re-attending within 3 months - Children	19	341	5.6%	10.4%	13.4%	12.4%
% of FP17s for the same patient ID Re-attending within 3 months - Adults	30	242	12.4%	13.7%	17.3%	16.6%
% of FP17s for the same patient ID Re-attending between 3 & 9 months - Children	262	341	76.8%	62.8%	58.9%	57.5%
% of FP17s for the same patient ID Re-attending between 3 & 9 months - Adults	145	242	59.9%	54.7%	52.5%	50.4%
% of FP17s for Band 1 Urgent Courses	16	508	3.1%	7.3%	9.3%	9.1%
% of FP17s Relating to Free Repair or Replacements	3	508	0.6%	1.0%	1.0%	0.8%
% of FP17s Relating to Continuations	1	508	0.2%	1.3%	1.5%	1.3%
% of Patients satisfied with the dentistry they have received	2	2	N/A	93.8%	93.1%	92.7%
% of Patients satisfied with the time they had to wait for an appointment	2	2	N/A	90.6%	89.8%	88.8%

\* This is based on patients treated on this contract for their most recent course of treatment. Figures in italics indicate the base number of FP17s or Patient Questionnaire responses are less than 100. N/A is shown where the base number of responses is less than 10 during the period. % is calculated as Quantity/Base number\*100

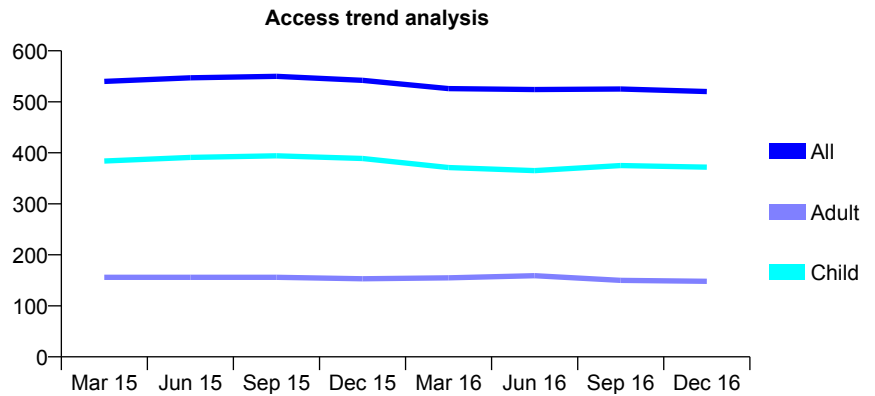
## Q50 - Vital Signs At a Glance Contract Report for 915009/0001 - December 2016

Name or company name	MR NJ ALLDAY
Contract type name	GDS Contract
Purpose of contract	General and Orthodontic
Contract start date	01/04/2006
Contract end date	

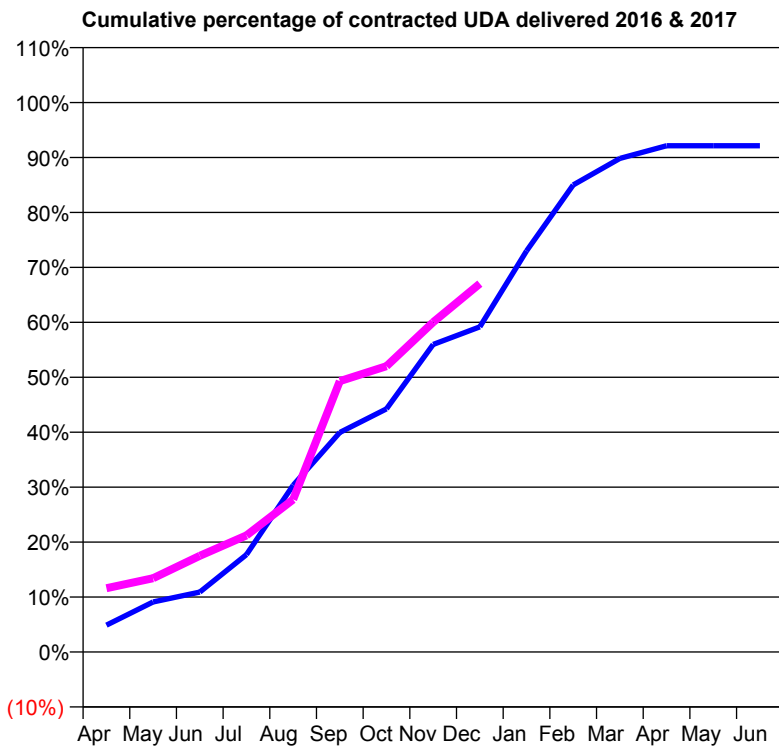
16/17 Contracted general activity (UDA)	1,000
Carry forward general activity (UDA)	0
16/17 Contracted orthodontic activity (UOA)	147
Carry forward orthodontic activity (UOA)	0
Baseline contract value	£36,413.31

### ACCESS\*

Patients seen in 24 months	Total	Change since previous quarter
Quarter ending December 2015	542	
Quarter ending March 2016	526	↓
Quarter ending June 2016	524	→
Quarter ending September 2016	525	→
Quarter ending December 2016	520	→
<b>Variance since December 2015</b>	<b>(4.1%)</b>	<b>↓</b>



### ACTIVITY



Month	Adjusted Scheduled Activity (UDA)	
	2016	2017
April	49	116
May	91	134
June	109	175
July	177	212
August	303	278
September	400	493
October	443	520
November	560	600
December	592	670
January	730	
February	850	
March	898	
April	921	
May	921	
June	921	

### QUALITY

	Quantity	Base Number	Contract	AT	Region	England
% of FP17s for the same patient ID Re-attending within 3 months - Children	55	453	12.1%	10.4%	13.4%	12.4%
% of FP17s for the same patient ID Re-attending within 3 months - Adults	3	76	3.9%	13.7%	17.3%	16.6%
% of FP17s for the same patient ID Re-attending between 3 & 9 months - Children	270	453	59.6%	62.8%	58.9%	57.5%
% of FP17s for the same patient ID Re-attending between 3 & 9 months - Adults	29	76	38.2%	54.7%	52.5%	50.4%
% of FP17s for Band 1 Urgent Courses	7	507	1.4%	7.3%	9.3%	9.1%
% of FP17s Relating to Free Repair or Replacements	1	507	0.2%	1.0%	1.0%	0.8%
% of FP17s Relating to Continuations	0	507	0.0%	1.3%	1.5%	1.3%
% of Patients satisfied with the dentistry they have received	0	0	N/A	93.8%	93.1%	92.7%
% of Patients satisfied with the time they had to wait for an appointment	0	0	N/A	90.6%	89.8%	88.8%

\* This is based on patients treated on this contract for their most recent course of treatment. Figures in italics indicate the base number of FP17s or Patient Questionnaire responses are less than 100. N/A is shown where the base number of responses is less than 10 during the period. % is calculated as Quantity/Base number\*100

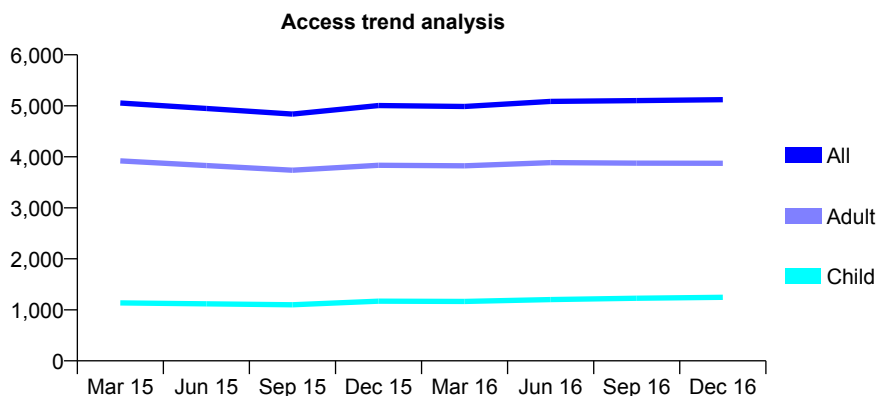
## Q50 - Vital Signs At a Glance Contract Report for 917370/0012 - December 2016

Name or company name	MR JS MATHAROO
Contract type name	GDS Contract
Purpose of contract	General
Contract start date	19/02/2009
Contract end date	

16/17 Contracted general activity (UDA)	14,100
Carry forward general activity (UDA)	0
16/17 Contracted orthodontic activity (UOA)	0
Carry forward orthodontic activity (UOA)	0
Baseline contract value	£316,315.69

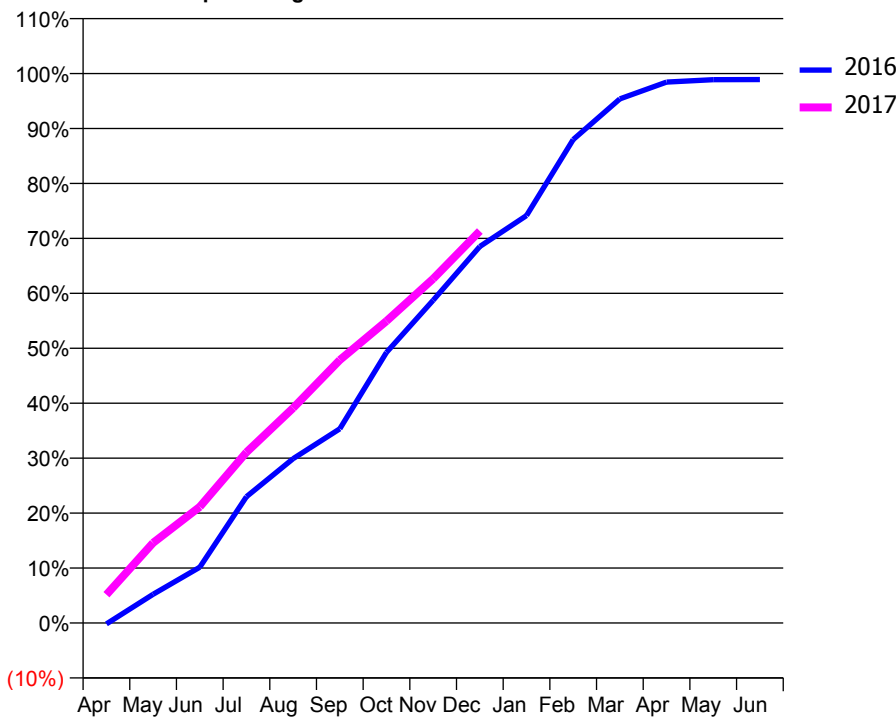
### ACCESS\*

Patients seen in 24 months	Total	Change since previous quarter
Quarter ending December 2015	5,004	
Quarter ending March 2016	4,988	→
Quarter ending June 2016	5,086	→
Quarter ending September 2016	5,103	→
Quarter ending December 2016	5,119	→
<b>Variance since December 2015</b>	<b>2.3%</b>	<b>↑</b>



### ACTIVITY

Cumulative percentage of contracted UDA delivered 2016 & 2017



Month	Adjusted Scheduled Activity (UDA)	
	2016	2017
April	-24	727
May	737	2,058
June	1,431	2,983
July	3,241	4,380
August	4,219	5,517
September	4,985	6,750
October	6,945	7,748
November	8,283	8,834
December	9,662	10,058
January	10,455	
February	12,405	
March	13,448	
April	13,880	
May	13,943	
June	13,944	

### QUALITY

	Quantity	Base Number	Contract	AT	Region	England
% of FP17s for the same patient ID Re-attending within 3 months - Children	55	1,269	4.3%	10.4%	13.4%	12.4%
% of FP17s for the same patient ID Re-attending within 3 months - Adults	442	3,995	11.1%	13.7%	17.3%	16.6%
% of FP17s for the same patient ID Re-attending between 3 & 9 months - Children	740	1,269	58.3%	62.8%	58.9%	57.5%
% of FP17s for the same patient ID Re-attending between 3 & 9 months - Adults	2,295	3,995	57.4%	54.7%	52.5%	50.4%
% of FP17s for Band 1 Urgent Courses	56	5,014	1.1%	7.3%	9.3%	9.1%
% of FP17s Relating to Free Repair or Replacements	43	5,014	0.9%	1.0%	1.0%	0.8%
% of FP17s Relating to Continuations	45	5,014	0.9%	1.3%	1.5%	1.3%
% of Patients satisfied with the dentistry they have received	9	9	N/A	93.8%	93.1%	92.7%
% of Patients satisfied with the time they had to wait for an appointment	9	9	N/A	90.6%	89.8%	88.8%

\* This is based on patients treated on this contract for their most recent course of treatment. Figures in italics indicate the base number of FP17s or Patient Questionnaire responses are less than 100. N/A is shown where the base number of responses is less than 10 during the period. % is calculated as Quantity/Base number\*100

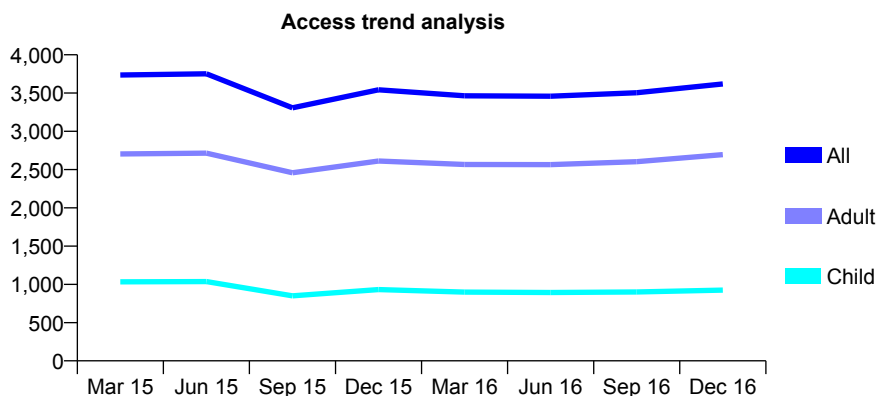
## Q50 - Vital Signs At a Glance Contract Report for 925802/0001 - December 2016

Name or company name	MR KB SINCLAIR
Contract type name	GDS Contract
Purpose of contract	General
Contract start date	01/04/2006
Contract end date	

16/17 Contracted general activity (UDA)	10,969
Carry forward general activity (UDA)	0
16/17 Contracted orthodontic activity (UOA)	0
Carry forward orthodontic activity (UOA)	0
Baseline contract value	£321,237.25

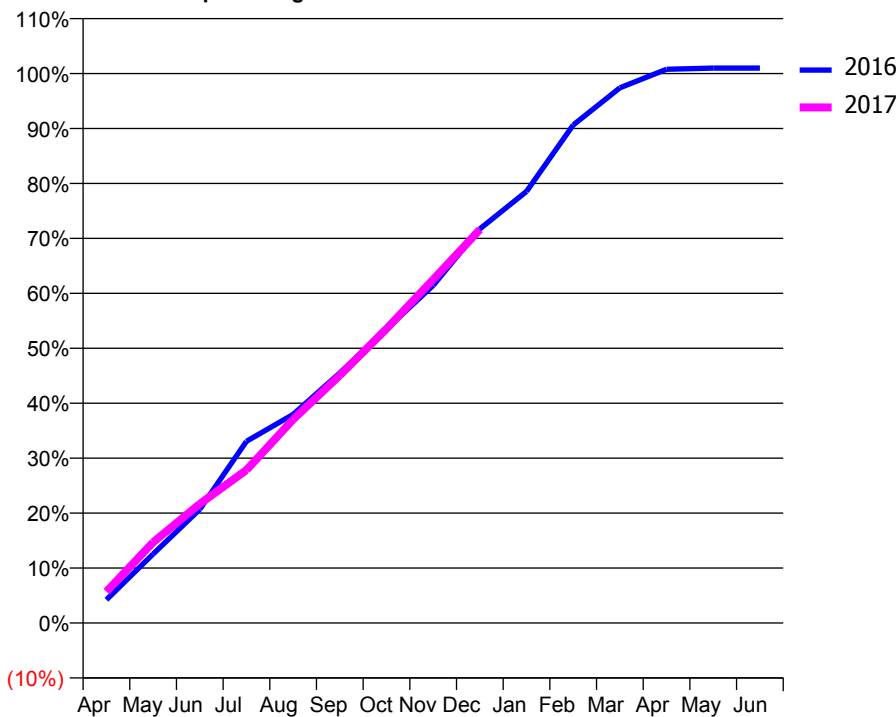
### ACCESS\*

Patients seen in 24 months	Total	Change since previous quarter
Quarter ending December 2015	3,542	
Quarter ending March 2016	3,464	↓
Quarter ending June 2016	3,458	→
Quarter ending September 2016	3,504	→
Quarter ending December 2016	3,620	↑
<b>Variance since December 2015</b>	<b>2.2%</b>	<b>↑</b>



### ACTIVITY

Cumulative percentage of contracted UDA delivered 2016 & 2017



Month	Adjusted Scheduled Activity (UDA)	
	2016	2017
April	464	628
May	1,377	1,612
June	2,270	2,378
July	3,627	3,053
August	4,164	4,064
September	4,993	4,945
October	5,869	5,872
November	6,737	6,855
December	7,868	7,855
January	8,616	
February	9,941	
March	10,684	
April	11,054	
May	11,077	
June	11,078	

### QUALITY

	Quantity	Base Number	Contract	AT	Region	England
% of FP17s for the same patient ID Re-attending within 3 months - Children	108	1,164	9.3%	10.4%	13.4%	12.4%
% of FP17s for the same patient ID Re-attending within 3 months - Adults	324	2,732	11.9%	13.7%	17.3%	16.6%
% of FP17s for the same patient ID Re-attending between 3 & 9 months - Children	663	1,164	57.0%	62.8%	58.9%	57.5%
% of FP17s for the same patient ID Re-attending between 3 & 9 months - Adults	1,081	2,732	39.6%	54.7%	52.5%	50.4%
% of FP17s for Band 1 Urgent Courses	153	3,714	4.1%	7.3%	9.3%	9.1%
% of FP17s Relating to Free Repair or Replacements	34	3,714	0.9%	1.0%	1.0%	0.8%
% of FP17s Relating to Continuations	38	3,714	1.0%	1.3%	1.5%	1.3%
% of Patients satisfied with the dentistry they have received	10	10	100.0%	93.8%	93.1%	92.7%
% of Patients satisfied with the time they had to wait for an appointment	10	10	100.0%	90.6%	89.8%	88.8%

\* This is based on patients treated on this contract for their most recent course of treatment. Figures in italics indicate the base number of FP17s or Patient Questionnaire responses are less than 100. N/A is shown where the base number of responses is less than 10 during the period. % is calculated as Quantity/Base number\*100

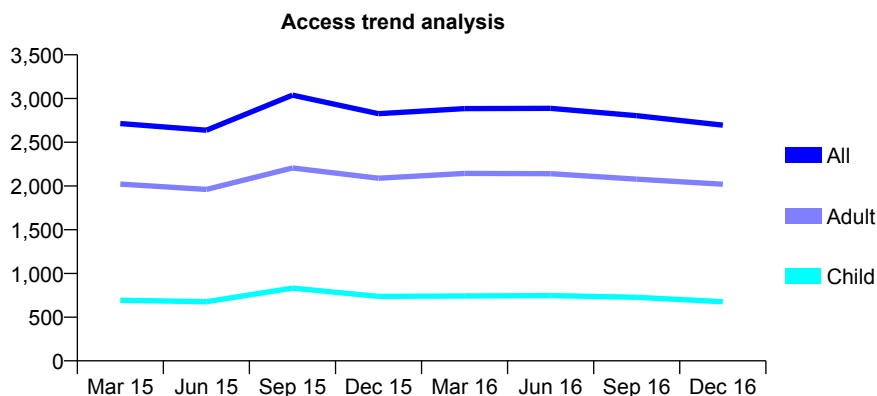
## Q50 - Vital Signs At a Glance Contract Report for 925802/0002 - December 2016

Name or company name	MR KB SINCLAIR
Contract type name	GDS Contract
Purpose of contract	General
Contract start date	01/04/2012
Contract end date	

16/17 Contracted general activity (UDA)	8,831
Carry forward general activity (UDA)	0
16/17 Contracted orthodontic activity (UOA)	0
Carry forward orthodontic activity (UOA)	0
Baseline contract value	£213,502.28

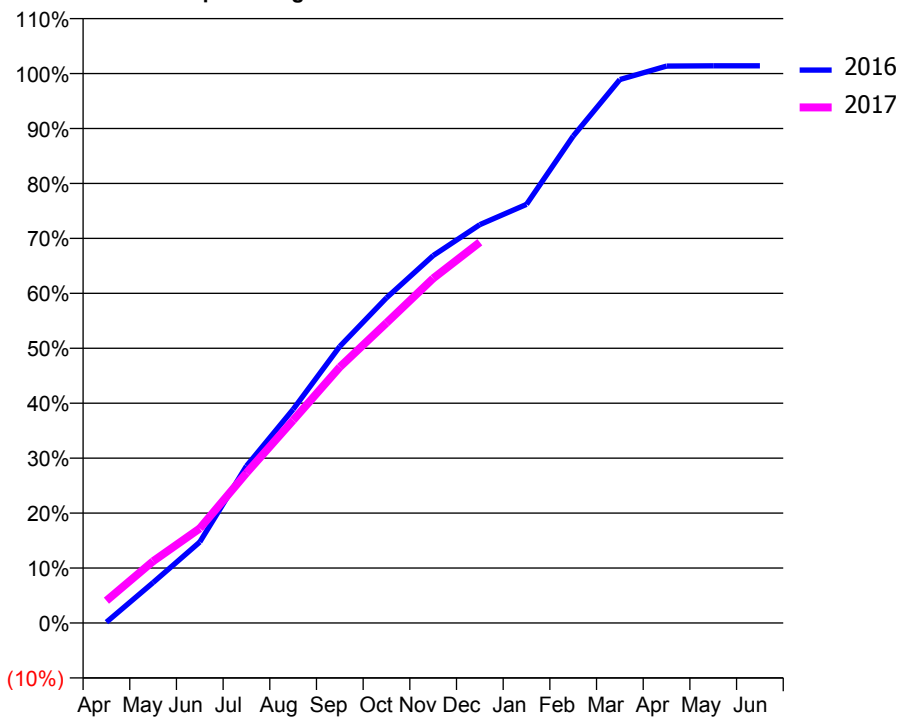
### ACCESS\*

Patients seen in 24 months	Total	Change since previous quarter
Quarter ending December 2015	2,826	
Quarter ending March 2016	2,885	↑
Quarter ending June 2016	2,887	→
Quarter ending September 2016	2,804	↓
Quarter ending December 2016	2,696	↓
<b>Variance since December 2015</b>	<b>(4.6%)</b>	<b>↓</b>



### ACTIVITY

Cumulative percentage of contracted UDA delivered 2016 & 2017



Month	Adjusted Scheduled Activity (UDA)	
	2016	2017
April	14	359
May	651	993
June	1,302	1,520
July	2,523	2,412
August	3,434	3,258
September	4,446	4,113
October	5,226	4,822
November	5,905	5,538
December	6,402	6,120
January	6,727	
February	7,825	
March	8,733	
April	8,950	
May	8,955	
June	8,956	

### QUALITY

	Quantity	Base Number	Contract	AT	Region	England
% of FP17s for the same patient ID Re-attending within 3 months - Children	112	948	11.8%	10.4%	13.4%	12.4%
% of FP17s for the same patient ID Re-attending within 3 months - Adults	305	2,399	12.7%	13.7%	17.3%	16.6%
% of FP17s for the same patient ID Re-attending between 3 & 9 months - Children	547	948	57.7%	62.8%	58.9%	57.5%
% of FP17s for the same patient ID Re-attending between 3 & 9 months - Adults	1,430	2,399	59.6%	54.7%	52.5%	50.4%
% of FP17s for Band 1 Urgent Courses	91	3,243	2.8%	7.3%	9.3%	9.1%
% of FP17s Relating to Free Repair or Replacements	31	3,243	1.0%	1.0%	1.0%	0.8%
% of FP17s Relating to Continuations	41	3,243	1.3%	1.3%	1.5%	1.3%
% of Patients satisfied with the dentistry they have received	4	4	N/A	93.8%	93.1%	92.7%
% of Patients satisfied with the time they had to wait for an appointment	4	4	N/A	90.6%	89.8%	88.8%

\* This is based on patients treated on this contract for their most recent course of treatment. Figures in italics indicate the base number of FP17s or Patient Questionnaire responses are less than 100. N/A is shown where the base number of responses is less than 10 during the period. % is calculated as Quantity/Base number\*100

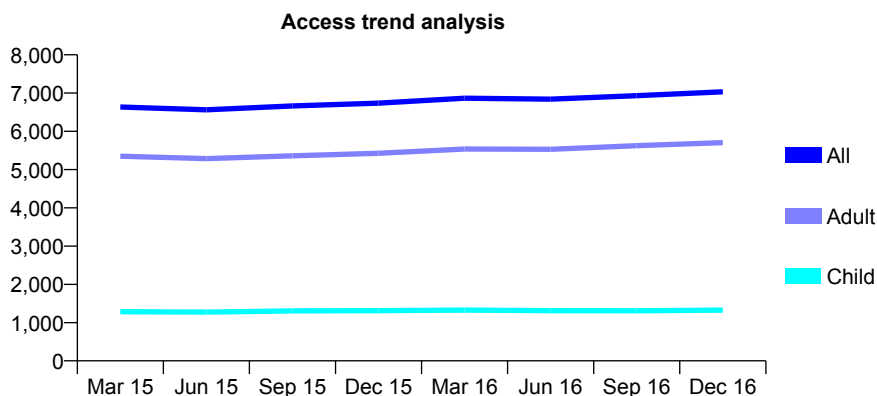
## Q50 - Vital Signs At a Glance Contract Report for 938912/0004 - December 2016

Name or company name	MR RF EADES
Contract type name	GDS Contract
Purpose of contract	General
Contract start date	09/09/2012
Contract end date	

16/17 Contracted general activity (UDA)	20,240
Carry forward general activity (UDA)	0
16/17 Contracted orthodontic activity (UOA)	0
Carry forward orthodontic activity (UOA)	0
Baseline contract value	£580,178.17

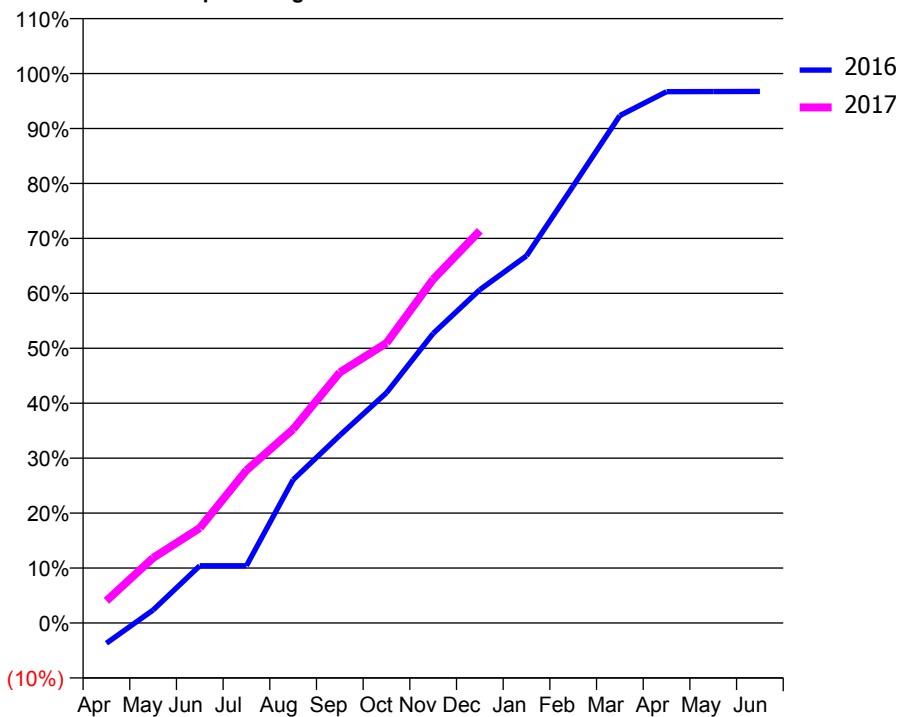
### ACCESS\*

Patients seen in 24 months	Total	Change since previous quarter
Quarter ending December 2015	6,735	
Quarter ending March 2016	6,864	→
Quarter ending June 2016	6,842	→
Quarter ending September 2016	6,932	→
Quarter ending December 2016	7,031	→
<b>Variance since December 2015</b>	<b>4.4%</b>	<b>↑</b>



### ACTIVITY

Cumulative percentage of contracted UDA delivered 2016 & 2017



Month	Adjusted Scheduled Activity (UDA)	
	2016	2017
April	-749	816
May	477	2,402
June	2,110	3,501
July	2,110	5,628
August	5,276	7,137
September	6,912	9,231
October	8,478	10,313
November	10,666	12,660
December	12,275	14,448
January	13,523	
February	16,098	
March	18,690	
April	19,573	
May	19,577	
June	19,583	

### QUALITY

	Quantity	Base Number	Contract	AT	Region	England
% of FP17s for the same patient ID Re-attending within 3 months - Children	152	1,766	8.6%	10.4%	13.4%	12.4%
% of FP17s for the same patient ID Re-attending within 3 months - Adults	1,090	7,430	14.7%	13.7%	17.3%	16.6%
% of FP17s for the same patient ID Re-attending between 3 & 9 months - Children	1,268	1,766	71.8%	62.8%	58.9%	57.5%
% of FP17s for the same patient ID Re-attending between 3 & 9 months - Adults	4,979	7,430	67.0%	54.7%	52.5%	50.4%
% of FP17s for Band 1 Urgent Courses	462	8,700	5.3%	7.3%	9.3%	9.1%
% of FP17s Relating to Free Repair or Replacements	88	8,700	1.0%	1.0%	1.0%	0.8%
% of FP17s Relating to Continuations	189	8,700	2.2%	1.3%	1.5%	1.3%
% of Patients satisfied with the dentistry they have received	51	54	94.4%	93.8%	93.1%	92.7%
% of Patients satisfied with the time they had to wait for an appointment	52	54	96.3%	90.6%	89.8%	88.8%

\* This is based on patients treated on this contract for their most recent course of treatment. Figures in italics indicate the base number of FP17s or Patient Questionnaire responses are less than 100. N/A is shown where the base number of responses is less than 10 during the period. % is calculated as Quantity/Base number\*100



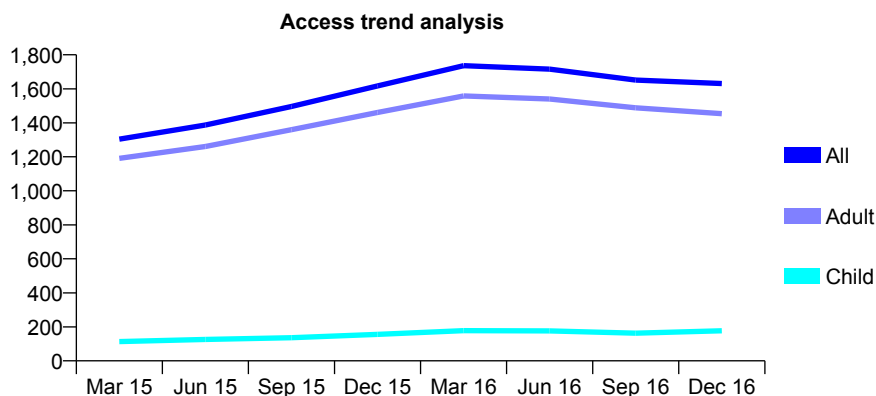
## Q50 - Vital Signs At a Glance Contract Report for 939838/0009 - December 2016

Name or company name	MISS Z ISHAK
Contract type name	GDS Contract
Purpose of contract	General
Contract start date	01/09/2014
Contract end date	

16/17 Contracted general activity (UDA)	7,603
Carry forward general activity (UDA)	0
16/17 Contracted orthodontic activity (UOA)	0
Carry forward orthodontic activity (UOA)	0
Baseline contract value	£180,935.82

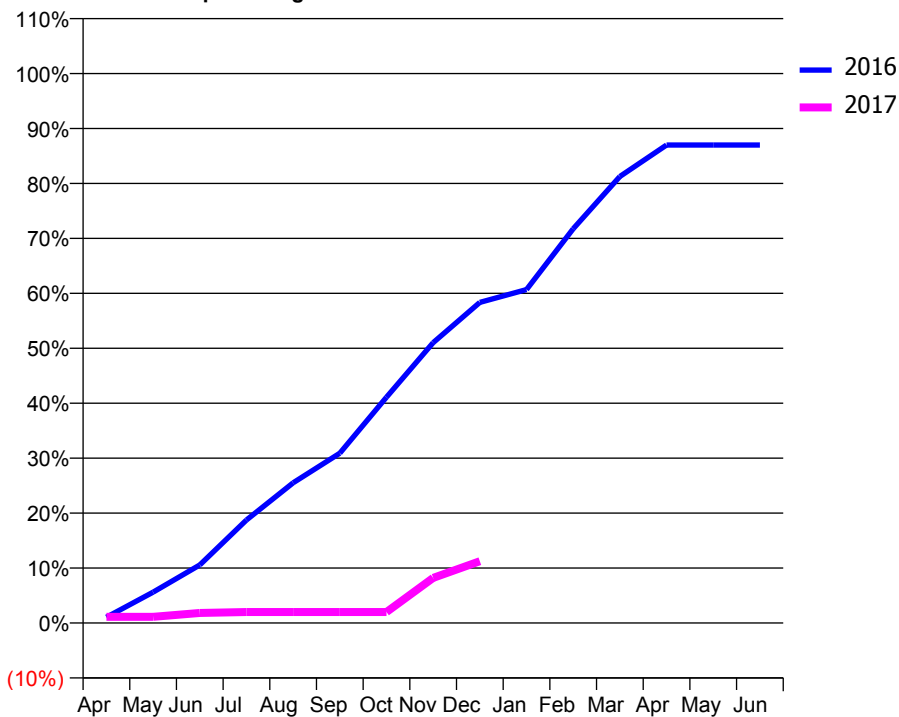
### ACCESS\*

Patients seen in 24 months	Total	Change since previous quarter
Quarter ending December 2015	1,617	
Quarter ending March 2016	1,736	↑
Quarter ending June 2016	1,716	↓
Quarter ending September 2016	1,651	↓
Quarter ending December 2016	1,631	↓
<b>Variance since December 2015</b>	0.9%	→



### ACTIVITY

Cumulative percentage of contracted UDA delivered 2016 & 2017



Month	Adjusted Scheduled Activity (UDA)	
	2016	2017
April	80	86
May	427	86
June	803	140
July	1,424	153
August	1,940	153
September	2,349	153
October	3,125	153
November	3,879	624
December	4,436	855
January	4,614	
February	5,454	
March	6,178	
April	6,614	
May	6,614	
June	6,614	

### QUALITY

	Quantity	Base Number	Contract	AT	Region	England
% of FP17s for the same patient ID Re-attending within 3 months - Children	0	124	0.0%	10.4%	13.4%	12.4%
% of FP17s for the same patient ID Re-attending within 3 months - Adults	39	522	7.5%	13.7%	17.3%	16.6%
% of FP17s for the same patient ID Re-attending between 3 & 9 months - Children	57	124	46.0%	62.8%	58.9%	57.5%
% of FP17s for the same patient ID Re-attending between 3 & 9 months - Adults	271	522	51.9%	54.7%	52.5%	50.4%
% of FP17s for Band 1 Urgent Courses	4	483	0.8%	7.3%	9.3%	9.1%
% of FP17s Relating to Free Repair or Replacements	1	483	0.2%	1.0%	1.0%	0.8%
% of FP17s Relating to Continuations	9	483	1.9%	1.3%	1.5%	1.3%
% of Patients satisfied with the dentistry they have received	2	2	N/A	93.8%	93.1%	92.7%
% of Patients satisfied with the time they had to wait for an appointment	2	2	N/A	90.6%	89.8%	88.8%

\* This is based on patients treated on this contract for their most recent course of treatment. Figures in italics indicate the base number of FP17s or Patient Questionnaire responses are less than 100. N/A is shown where the base number of responses is less than 10 during the period. % is calculated as Quantity/Base number\*100

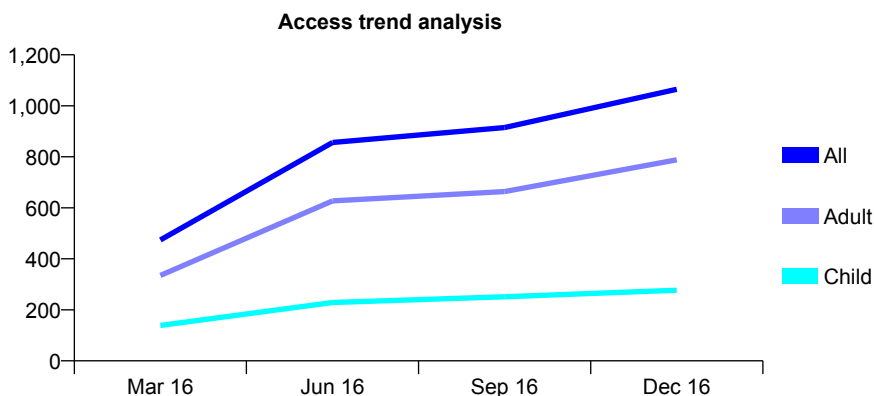
## Q50 - Vital Signs At a Glance Contract Report for 939838/0010 - December 2016

Name or company name	MISS Z ISHAK
Contract type name	GDS Contract
Purpose of contract	General
Contract start date	01/10/2015
Contract end date	

16/17 Contracted general activity (UDA)	3,800
Carry forward general activity (UDA)	0
16/17 Contracted orthodontic activity (UOA)	0
Carry forward orthodontic activity (UOA)	0
Baseline contract value	£100,039.87

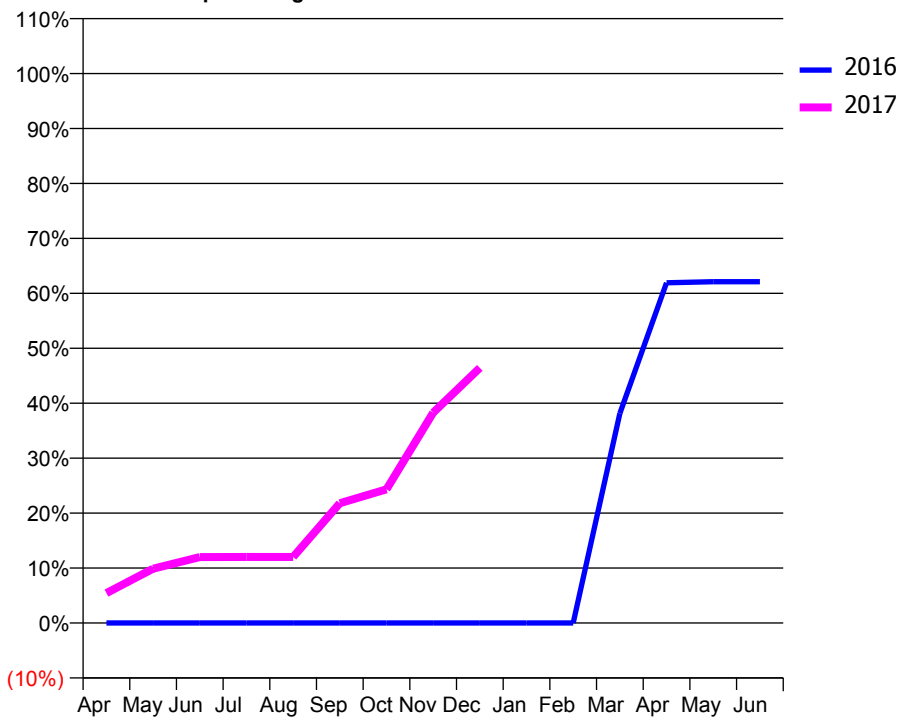
### ACCESS\*

Patients seen in 24 months	Total	Change since previous quarter
Quarter ending December 2015	0	
Quarter ending March 2016	474	
Quarter ending June 2016	856	↑
Quarter ending September 2016	915	↑
Quarter ending December 2016	1,065	↑
<b>Variance since December 2015</b>	N/A	



### ACTIVITY

Cumulative percentage of contracted UDA delivered 2016 & 2017



Month	Adjusted Scheduled Activity (UDA)	
	2016	2017
April	0	207
May	0	376
June	0	456
July	0	457
August	0	457
September	0	829
October	0	924
November	0	1,455
December	0	1,764
January	0	
February	0	
March	725	
April	1,176	
May	1,180	
June	1,180	

### QUALITY

	Quantity	Base Number	Contract	AT	Region	England
% of FP17s for the same patient ID Re-attending within 3 months - Children	21	332	6.3%	10.4%	13.4%	12.4%
% of FP17s for the same patient ID Re-attending within 3 months - Adults	80	920	8.7%	13.7%	17.3%	16.6%
% of FP17s for the same patient ID Re-attending between 3 & 9 months - Children	91	332	27.4%	62.8%	58.9%	57.5%
% of FP17s for the same patient ID Re-attending between 3 & 9 months - Adults	241	920	26.2%	54.7%	52.5%	50.4%
% of FP17s for Band 1 Urgent Courses	51	1,050	4.9%	7.3%	9.3%	9.1%
% of FP17s Relating to Free Repair or Replacements	0	1,050	0.0%	1.0%	1.0%	0.8%
% of FP17s Relating to Continuations	13	1,050	1.2%	1.3%	1.5%	1.3%
% of Patients satisfied with the dentistry they have received	1	1	N/A	93.8%	93.1%	92.7%
% of Patients satisfied with the time they had to wait for an appointment	1	1	N/A	90.6%	89.8%	88.8%

\* This is based on patients treated on this contract for their most recent course of treatment. Figures in italics indicate the base number of FP17s or Patient Questionnaire responses are less than 100. N/A is shown where the base number of responses is less than 10 during the period. % is calculated as Quantity/Base number\*100

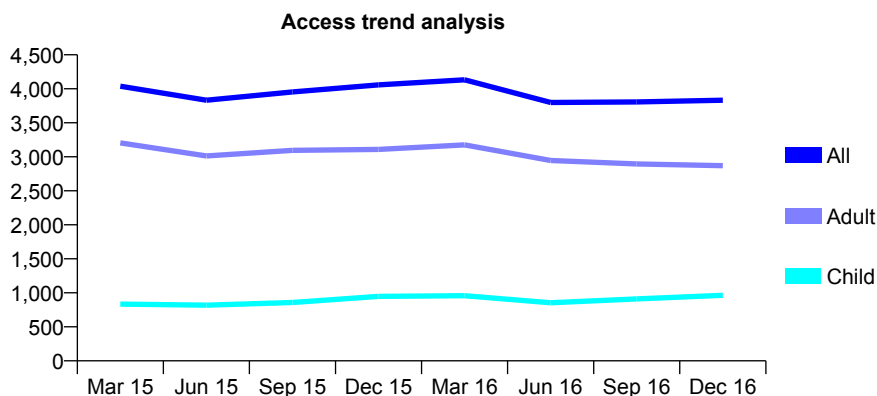
## Q50 - Vital Signs At a Glance Contract Report for 950289/0001 - December 2016

Name or company name	MR JS GAKHAL
Contract type name	GDS Contract
Purpose of contract	General
Contract start date	01/04/2006
Contract end date	

16/17 Contracted general activity (UDA)	11,851
Carry forward general activity (UDA)	0
16/17 Contracted orthodontic activity (UOA)	0
Carry forward orthodontic activity (UOA)	0
Baseline contract value	£338,821.54

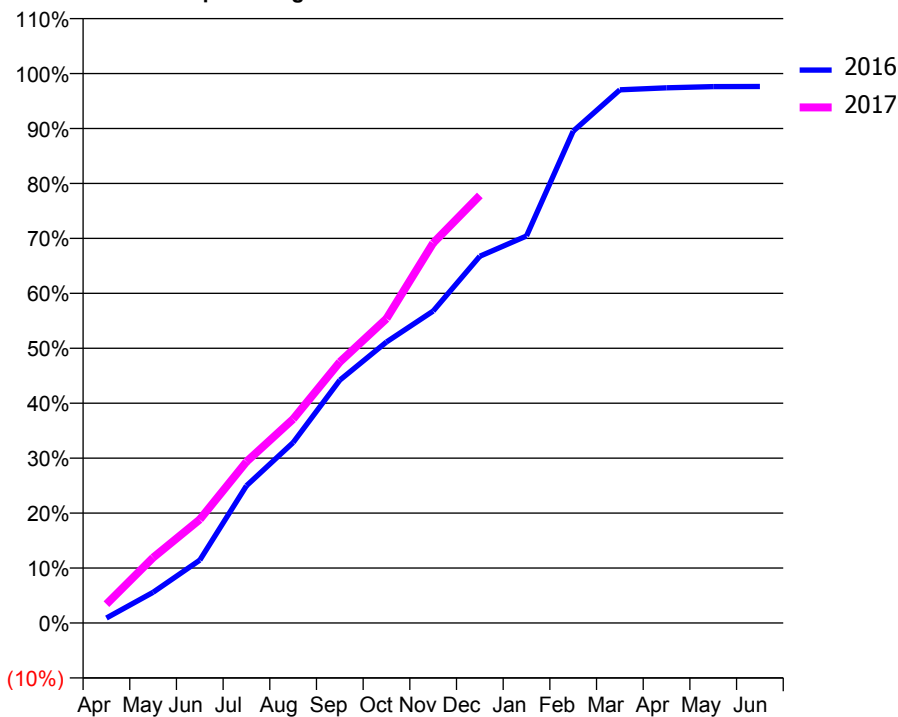
### ACCESS\*

Patients seen in 24 months	Total	Change since previous quarter
Quarter ending December 2015	4,058	
Quarter ending March 2016	4,133	→
Quarter ending June 2016	3,799	↓
Quarter ending September 2016	3,806	→
Quarter ending December 2016	3,832	→
<b>Variance since December 2015</b>	<b>(5.6%)</b>	<b>↓</b>



### ACTIVITY

Cumulative percentage of contracted UDA delivered 2016 & 2017



Month	Adjusted Scheduled Activity (UDA)	
	2016	2017
April	107	406
May	662	1,411
June	1,357	2,234
July	2,960	3,477
August	3,892	4,398
September	5,239	5,628
October	6,062	6,565
November	6,729	8,196
December	7,911	9,222
January	8,346	
February	10,607	
March	11,500	
April	11,543	
May	11,569	
June	11,570	

### QUALITY

	Quantity	Base Number	Contract	AT	Region	England
% of FP17s for the same patient ID Re-attending within 3 months - Children	85	970	8.8%	10.4%	13.4%	12.4%
% of FP17s for the same patient ID Re-attending within 3 months - Adults	477	2,642	18.1%	13.7%	17.3%	16.6%
% of FP17s for the same patient ID Re-attending between 3 & 9 months - Children	430	970	44.3%	62.8%	58.9%	57.5%
% of FP17s for the same patient ID Re-attending between 3 & 9 months - Adults	1,122	2,642	42.5%	54.7%	52.5%	50.4%
% of FP17s for Band 1 Urgent Courses	354	3,595	9.8%	7.3%	9.3%	9.1%
% of FP17s Relating to Free Repair or Replacements	49	3,595	1.4%	1.0%	1.0%	0.8%
% of FP17s Relating to Continuations	36	3,595	1.0%	1.3%	1.5%	1.3%
% of Patients satisfied with the dentistry they have received	4	4	N/A	93.8%	93.1%	92.7%
% of Patients satisfied with the time they had to wait for an appointment	2	4	N/A	90.6%	89.8%	88.8%

\* This is based on patients treated on this contract for their most recent course of treatment. Figures in italics indicate the base number of FP17s or Patient Questionnaire responses are less than 100. N/A is shown where the base number of responses is less than 10 during the period. % is calculated as Quantity/Base number\*100

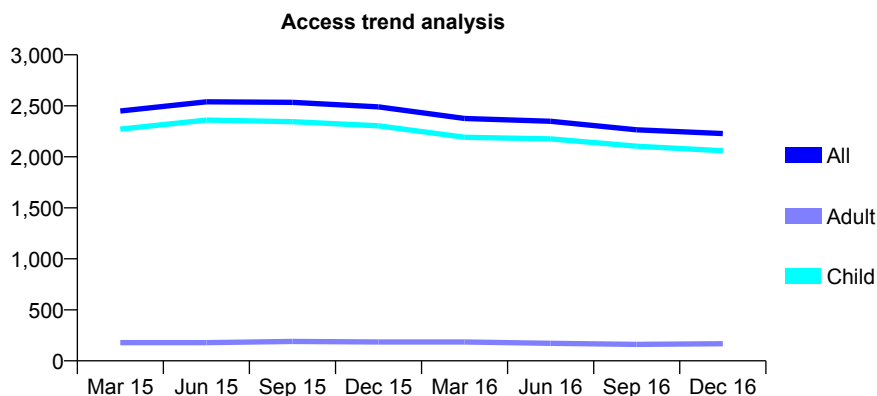
## Q50 - Vital Signs At a Glance Contract Report for 952907/0001 - December 2016

Name or company name	MR JT MYERS
Contract type name	GDS Contract
Purpose of contract	General
Contract start date	01/04/2006
Contract end date	

16/17 Contracted general activity (UDA)	4,232
Carry forward general activity (UDA)	0
16/17 Contracted orthodontic activity (UOA)	0
Carry forward orthodontic activity (UOA)	0
Baseline contract value	£96,763.15

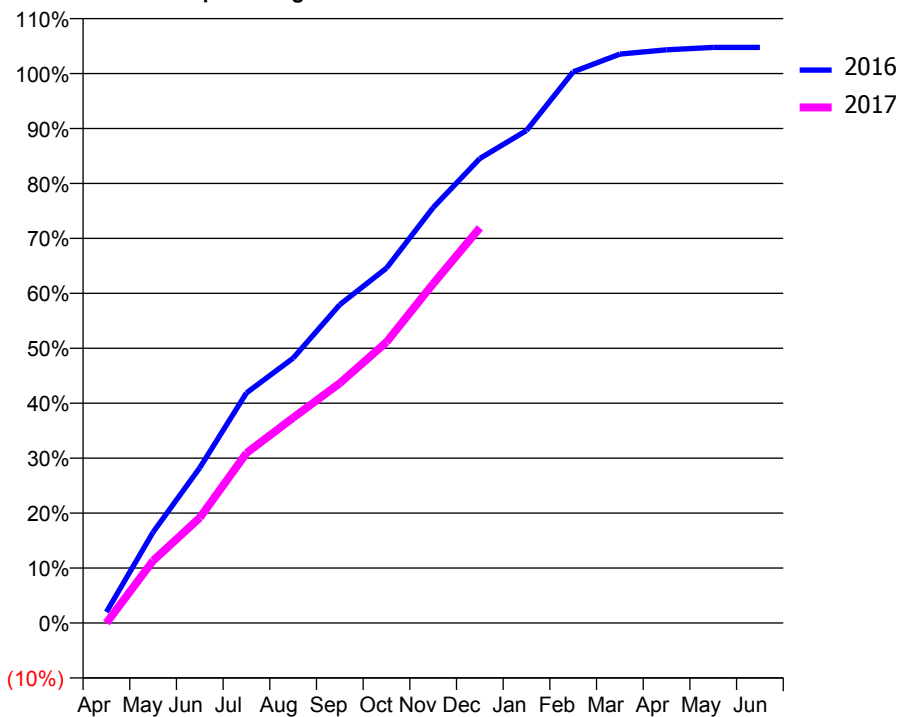
### ACCESS\*

Patients seen in 24 months	Total	Change since previous quarter
Quarter ending December 2015	2,489	
Quarter ending March 2016	2,376	↓
Quarter ending June 2016	2,348	↓
Quarter ending September 2016	2,265	↓
Quarter ending December 2016	2,228	↓
<b>Variance since December 2015</b>	<b>(10.5%)</b>	<b>↓</b>



### ACTIVITY

Cumulative percentage of contracted UDA delivered 2016 & 2017



Month	Adjusted Scheduled Activity (UDA)	
	2016	2017
April	85	0
May	700	480
June	1,196	811
July	1,772	1,308
August	2,040	1,581
September	2,452	1,847
October	2,733	2,163
November	3,200	2,613
December	3,578	3,044
January	3,793	
February	4,245	
March	4,381	
April	4,414	
May	4,433	
June	4,433	

### QUALITY

	Quantity	Base Number	Contract	AT	Region	England
% of FP17s for the same patient ID Re-attending within 3 months - Children	124	2,308	5.4%	10.4%	13.4%	12.4%
% of FP17s for the same patient ID Re-attending within 3 months - Adults	0	0	N/A	13.7%	17.3%	16.6%
% of FP17s for the same patient ID Re-attending between 3 & 9 months - Children	1,290	2,308	55.9%	62.8%	58.9%	57.5%
% of FP17s for the same patient ID Re-attending between 3 & 9 months - Adults	0	0	N/A	54.7%	52.5%	50.4%
% of FP17s for Band 1 Urgent Courses	88	2,278	3.9%	7.3%	9.3%	9.1%
% of FP17s Relating to Free Repair or Replacements	0	2,278	0.0%	1.0%	1.0%	0.8%
% of FP17s Relating to Continuations	0	2,278	0.0%	1.3%	1.5%	1.3%
% of Patients satisfied with the dentistry they have received	1	1	N/A	93.8%	93.1%	92.7%
% of Patients satisfied with the time they had to wait for an appointment	1	1	N/A	90.6%	89.8%	88.8%

\* This is based on patients treated on this contract for their most recent course of treatment. Figures in italics indicate the base number of FP17s or Patient Questionnaire responses are less than 100. N/A is shown where the base number of responses is less than 10 during the period. % is calculated as Quantity/Base number\*100

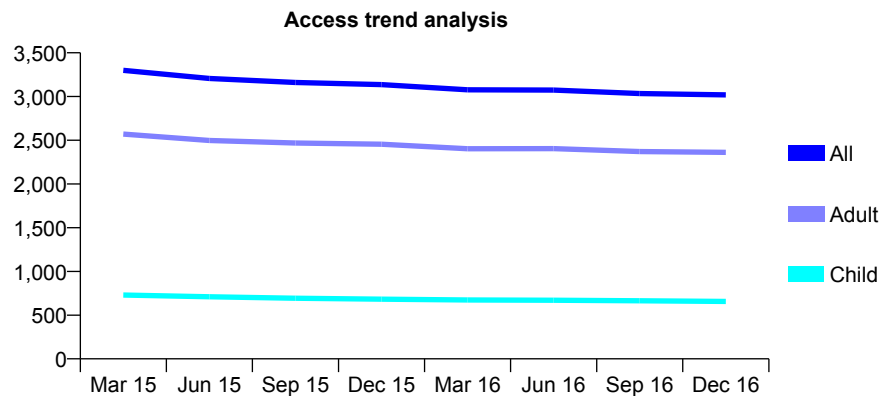
## Q50 - Vital Signs At a Glance Contract Report for 962147/0002 - December 2016

Name or company name	MS Z NEMCIK
Contract type name	GDS Contract
Purpose of contract	General
Contract start date	01/07/2011
Contract end date	

16/17 Contracted general activity (UDA)	10,769
Carry forward general activity (UDA)	0
16/17 Contracted orthodontic activity (UOA)	0
Carry forward orthodontic activity (UOA)	0
Baseline contract value	£330,110.16

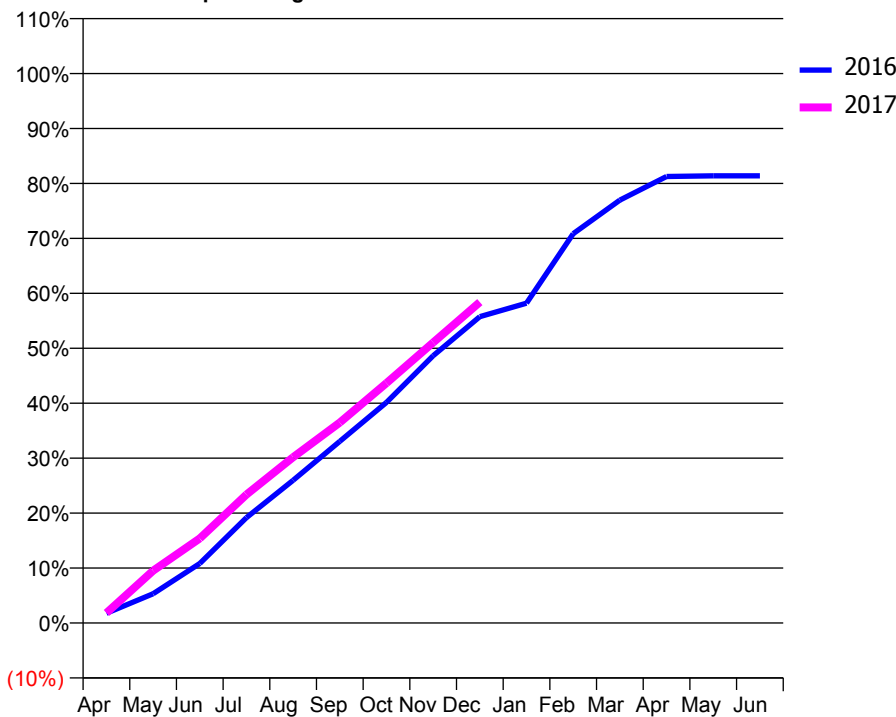
### ACCESS\*

Patients seen in 24 months	Total	Change since previous quarter
Quarter ending December 2015	3,137	
Quarter ending March 2016	3,077	↓
Quarter ending June 2016	3,074	→
Quarter ending September 2016	3,034	↓
Quarter ending December 2016	3,019	→
<b>Variance since December 2015</b>	<b>(3.8%)</b>	<b>↓</b>



### ACTIVITY

Cumulative percentage of contracted UDA delivered 2016 & 2017



Month	Adjusted Scheduled Activity (UDA)	
	2016	2017
April	191	199
May	573	1,025
June	1,166	1,659
July	2,067	2,518
August	2,798	3,249
September	3,561	3,928
October	4,325	4,703
November	5,239	5,496
December	6,003	6,289
January	6,269	
February	7,631	
March	8,288	
April	8,750	
May	8,764	
June	8,764	

### QUALITY

	Quantity	Base Number	Contract	AT	Region	England
% of FP17s for the same patient ID Re-attending within 3 months - Children	66	690	9.6%	10.4%	13.4%	12.4%
% of FP17s for the same patient ID Re-attending within 3 months - Adults	414	2,657	15.6%	13.7%	17.3%	16.6%
% of FP17s for the same patient ID Re-attending between 3 & 9 months - Children	365	690	52.9%	62.8%	58.9%	57.5%
% of FP17s for the same patient ID Re-attending between 3 & 9 months - Adults	1,525	2,657	57.4%	54.7%	52.5%	50.4%
% of FP17s for Band 1 Urgent Courses	170	3,108	5.5%	7.3%	9.3%	9.1%
% of FP17s Relating to Free Repair or Replacements	39	3,108	1.3%	1.0%	1.0%	0.8%
% of FP17s Relating to Continuations	46	3,108	1.5%	1.3%	1.5%	1.3%
% of Patients satisfied with the dentistry they have received	3	3	N/A	93.8%	93.1%	92.7%
% of Patients satisfied with the time they had to wait for an appointment	2	3	N/A	90.6%	89.8%	88.8%

\* This is based on patients treated on this contract for their most recent course of treatment. Figures in italics indicate the base number of FP17s or Patient Questionnaire responses are less than 100. N/A is shown where the base number of responses is less than 10 during the period. % is calculated as Quantity/Base number\*100

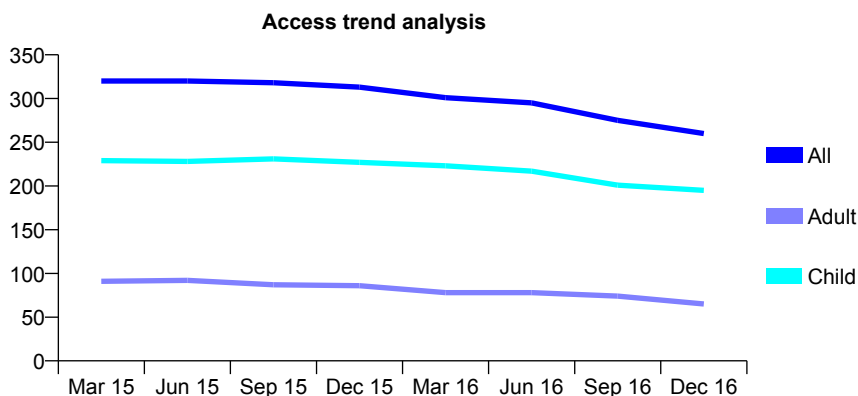
## Q50 - Vital Signs At a Glance Contract Report for 999334/0001 - December 2016

Name or company name	MR EO DUODU
Contract type name	GDS Contract
Purpose of contract	General and Orthodontic
Contract start date	01/04/2006
Contract end date	

16/17 Contracted general activity (UDA)	1,043
Carry forward general activity (UDA)	0
16/17 Contracted orthodontic activity (UOA)	154
Carry forward orthodontic activity (UOA)	0
Baseline contract value	£41,140.46

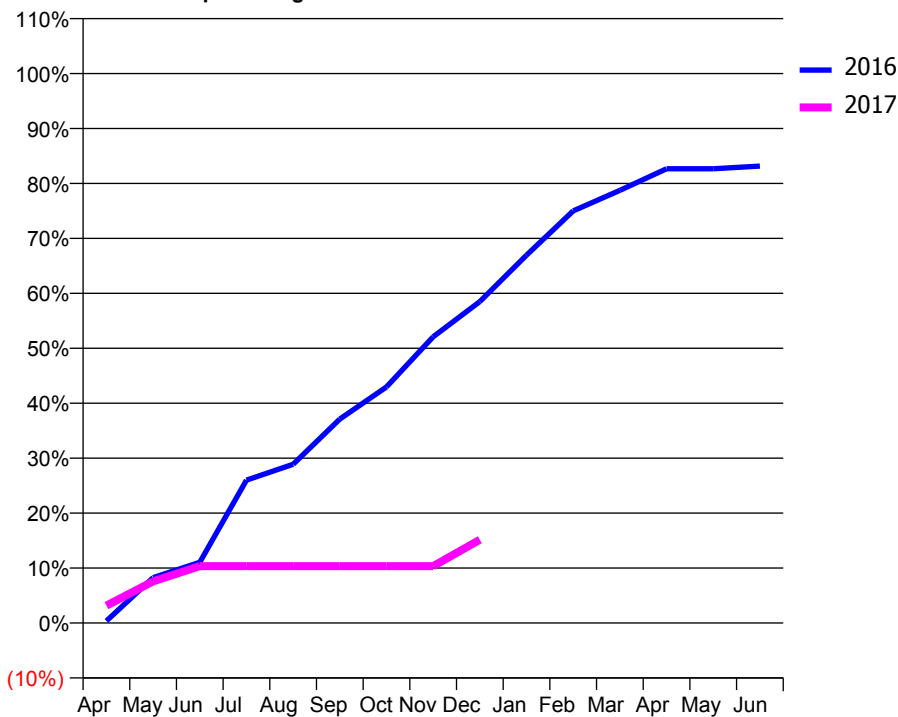
### ACCESS\*

Patients seen in 24 months	Total	Change since previous quarter
Quarter ending December 2015	313	
Quarter ending March 2016	301	↓
Quarter ending June 2016	295	↓
Quarter ending September 2016	275	↓
Quarter ending December 2016	260	↓
<b>Variance since December 2015</b>	<b>(16.9%)</b>	<b>↓</b>



### ACTIVITY

**Cumulative percentage of contracted UDA delivered 2016 & 2017**



Month	Adjusted Scheduled Activity (UDA)	
	2016	2017
April	4	33
May	86	79
June	115	108
July	271	108
August	301	108
September	387	108
October	448	108
November	543	108
December	610	158
January	698	
February	782	
March	821	
April	862	
May	862	
June	867	

### QUALITY

	Quantity	Base Number	Contract	AT	Region	England
% of FP17s for the same patient ID Re-attending within 3 months - Children	8	92	8.7%	10.4%	13.4%	12.4%
% of FP17s for the same patient ID Re-attending within 3 months - Adults	2	20	10.0%	13.7%	17.3%	16.6%
% of FP17s for the same patient ID Re-attending between 3 & 9 months - Children	63	92	68.5%	62.8%	58.9%	57.5%
% of FP17s for the same patient ID Re-attending between 3 & 9 months - Adults	16	20	80.0%	54.7%	52.5%	50.4%
% of FP17s for Band 1 Urgent Courses	0	77	0.0%	7.3%	9.3%	9.1%
% of FP17s Relating to Free Repair or Replacements	0	77	0.0%	1.0%	1.0%	0.8%
% of FP17s Relating to Continuations	4	77	5.2%	1.3%	1.5%	1.3%
% of Patients satisfied with the dentistry they have received	0	0	N/A	93.8%	93.1%	92.7%
% of Patients satisfied with the time they had to wait for an appointment	0	0	N/A	90.6%	89.8%	88.8%

\* This is based on patients treated on this contract for their most recent course of treatment. Figures in italics indicate the base number of FP17s or Patient Questionnaire responses are less than 100. N/A is shown where the base number of responses is less than 10 during the period. % is calculated as Quantity/Base number\*100

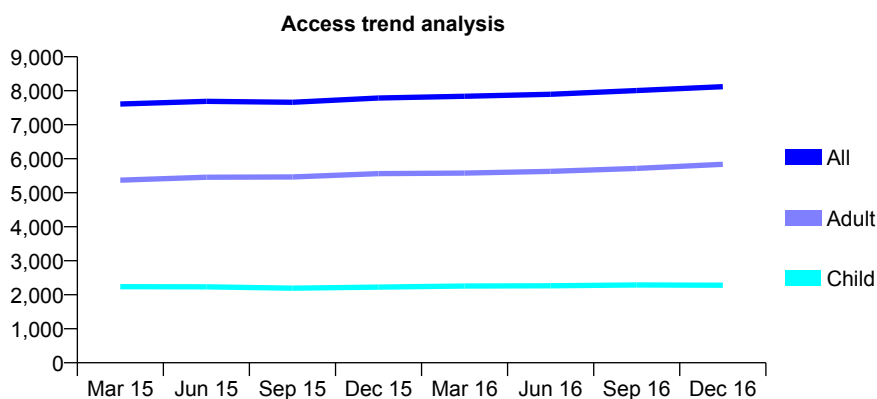
## Q51 - Vital Signs At a Glance Contract Report for 101281/0026 - December 2016

Name or company name	OASIS DENTAL CARE LTD
Contract type name	GDS Contract
Purpose of contract	General
Contract start date	01/04/2006
Contract end date	

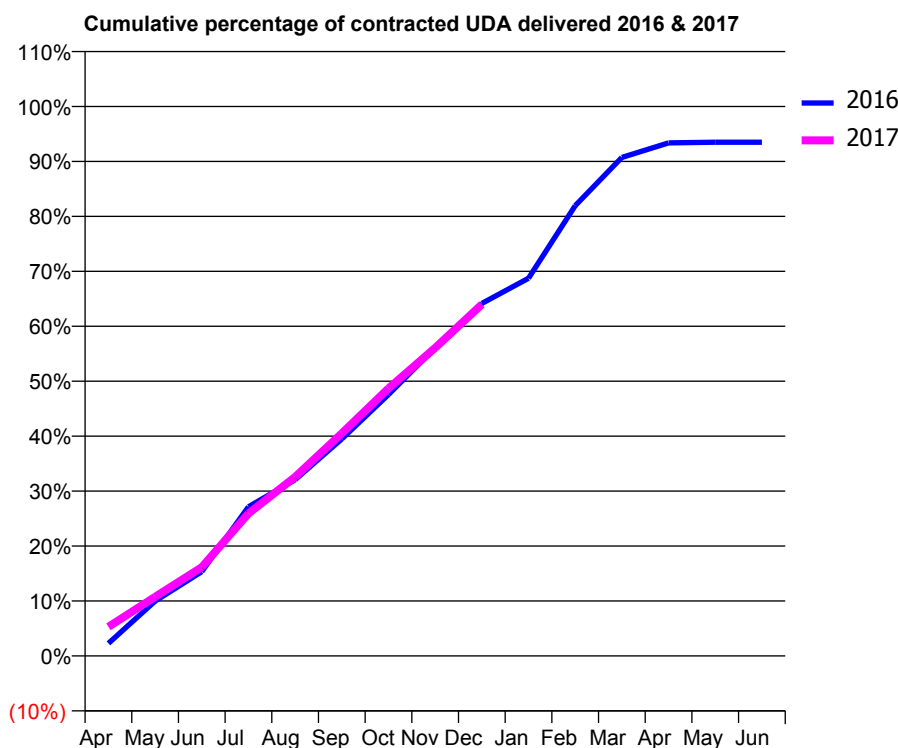
16/17 Contracted general activity (UDA)	25,823
Carry forward general activity (UDA)	0
16/17 Contracted orthodontic activity (UOA)	0
Carry forward orthodontic activity (UOA)	0
Baseline contract value	£610,084.10

### ACCESS\*

Patients seen in 24 months	Total	Change since previous quarter
Quarter ending December 2015	7,787	
Quarter ending March 2016	7,837	→
Quarter ending June 2016	7,895	→
Quarter ending September 2016	8,004	→
Quarter ending December 2016	8,119	→
<b>Variance since December 2015</b>	<b>4.3%</b>	<b>↑</b>



### ACTIVITY



Month	Adjusted Scheduled Activity (UDA)	
	2016	2017
April	593	1,372
May	2,576	2,778
June	3,967	4,173
July	7,006	6,694
August	8,282	8,416
September	10,197	10,464
October	12,283	12,576
November	14,479	14,480
December	16,566	16,522
January	17,749	
February	21,156	
March	23,424	
April	24,109	
May	24,140	
June	24,144	

### QUALITY

	Quantity	Base Number	Contract	AT	Region	England
% of FP17s for the same patient ID Re-attending within 3 months - Children	267	2,618	10.2%	10.7%	13.4%	12.4%
% of FP17s for the same patient ID Re-attending within 3 months - Adults	859	6,194	13.9%	15.4%	17.3%	16.6%
% of FP17s for the same patient ID Re-attending between 3 & 9 months - Children	1,692	2,618	64.6%	58.5%	58.9%	57.5%
% of FP17s for the same patient ID Re-attending between 3 & 9 months - Adults	3,790	6,194	61.2%	52.8%	52.5%	50.4%
% of FP17s for Band 1 Urgent Courses	529	8,429	6.3%	7.6%	9.3%	9.1%
% of FP17s Relating to Free Repair or Replacements	173	8,429	2.1%	1.3%	1.0%	0.8%
% of FP17s Relating to Continuations	139	8,429	1.6%	1.6%	1.5%	1.3%
% of Patients satisfied with the dentistry they have received	6	7	N/A	94.2%	93.1%	92.7%
% of Patients satisfied with the time they had to wait for an appointment	6	7	N/A	89.1%	89.8%	88.8%

\* This is based on patients treated on this contract for their most recent course of treatment. Figures in italics indicate the base number of FP17s or Patient Questionnaire responses are less than 100. N/A is shown where the base number of responses is less than 10 during the period. % is calculated as Quantity/Base number\*100



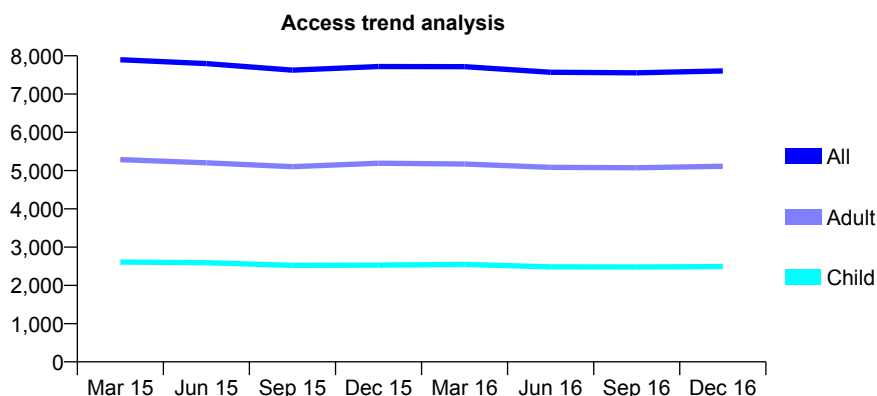
## Q51 - Vital Signs At a Glance Contract Report for 101281/0179 - December 2016

Name or company name	OASIS DENTAL CARE LTD
Contract type name	GDS Contract
Purpose of contract	General
Contract start date	01/06/2008
Contract end date	

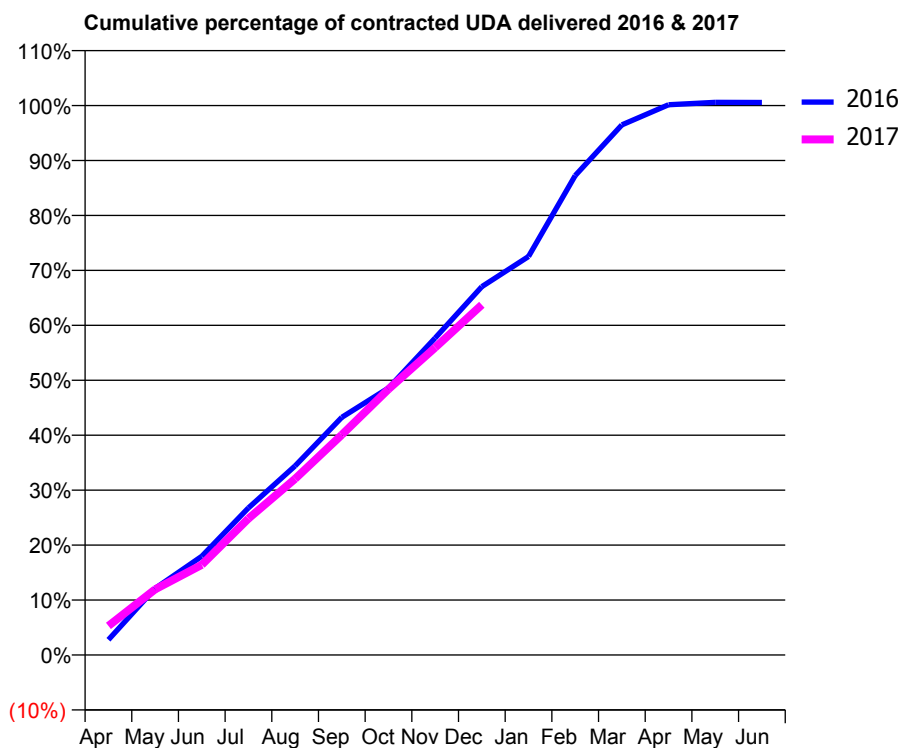
16/17 Contracted general activity (UDA)	25,086
Carry forward general activity (UDA)	-141
16/17 Contracted orthodontic activity (UOA)	0
Carry forward orthodontic activity (UOA)	0
Baseline contract value	£725,843.64

### ACCESS\*

Patients seen in 24 months	Total	Change since previous quarter
Quarter ending December 2015	7,719	
Quarter ending March 2016	7,716	→
Quarter ending June 2016	7,569	↓
Quarter ending September 2016	7,555	→
Quarter ending December 2016	7,604	→
<b>Variance since December 2015</b>	<b>(1.5%)</b>	<b>↓</b>



### ACTIVITY



Month	Adjusted Scheduled Activity (UDA)	
	2016	2017
April	696	1,330
May	3,039	2,999
June	4,507	4,117
July	6,717	6,228
August	8,634	8,043
September	10,853	10,055
October	12,193	12,138
November	14,474	14,033
December	16,815	15,987
January	18,193	
February	21,886	
March	24,202	
April	25,121	
May	25,229	
June	25,227	

### QUALITY

	Quantity	Base Number	Contract	AT	Region	England
% of FP17s for the same patient ID Re-attending within 3 months - Children	124	2,474	5.0%	10.7%	13.4%	12.4%
% of FP17s for the same patient ID Re-attending within 3 months - Adults	358	4,756	7.5%	15.4%	17.3%	16.6%
% of FP17s for the same patient ID Re-attending between 3 & 9 months - Children	1,472	2,474	59.5%	58.5%	58.9%	57.5%
% of FP17s for the same patient ID Re-attending between 3 & 9 months - Adults	2,822	4,756	59.3%	52.8%	52.5%	50.4%
% of FP17s for Band 1 Urgent Courses	134	6,755	2.0%	7.6%	9.3%	9.1%
% of FP17s Relating to Free Repair or Replacements	49	6,755	0.7%	1.3%	1.0%	0.8%
% of FP17s Relating to Continuations	53	6,755	0.8%	1.6%	1.5%	1.3%
% of Patients satisfied with the dentistry they have received	13	13	100.0%	94.2%	93.1%	92.7%
% of Patients satisfied with the time they had to wait for an appointment	13	13	100.0%	89.1%	89.8%	88.8%

\* This is based on patients treated on this contract for their most recent course of treatment. Figures in italics indicate the base number of FP17s or Patient Questionnaire responses are less than 100. N/A is shown where the base number of responses is less than 10 during the period. % is calculated as Quantity/Base number\*100

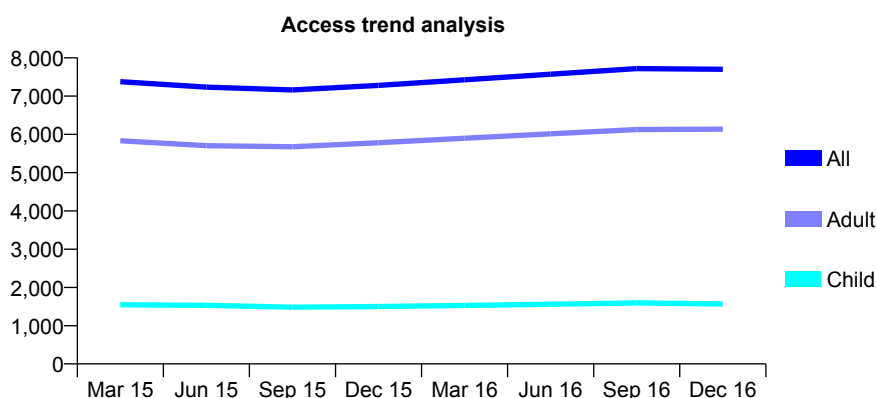
## Q51 - Vital Signs At a Glance Contract Report for 101338/0069 - December 2016

Name or company name	Whitecross Dental Care Limited
Contract type name	GDS Contract
Purpose of contract	General and Orthodontic
Contract start date	01/11/2008
Contract end date	

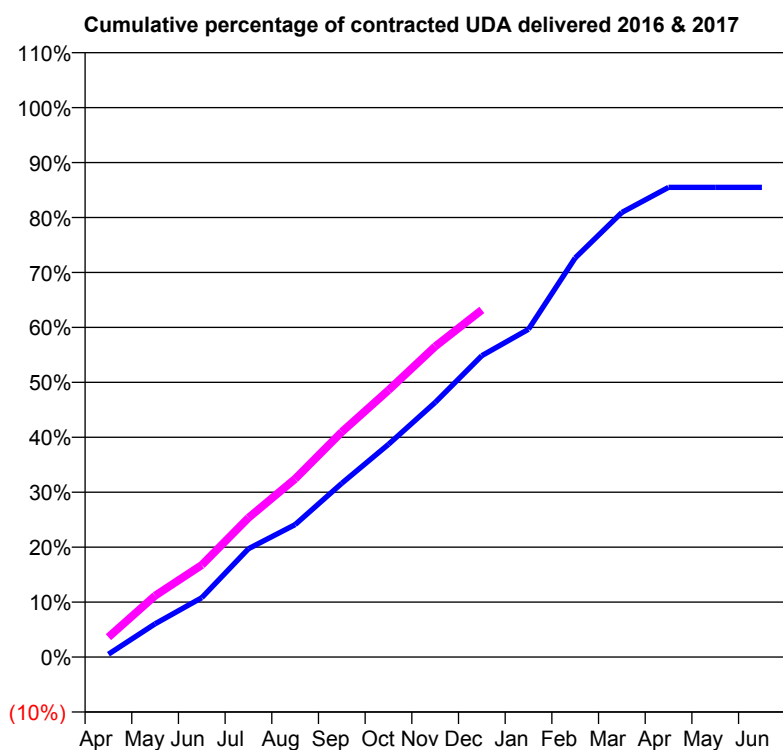
16/17 Contracted general activity (UDA)	24,277
Carry forward general activity (UDA)	0
16/17 Contracted orthodontic activity (UOA)	1,008
Carry forward orthodontic activity (UOA)	0
Baseline contract value	£752,347.69

### ACCESS\*

Patients seen in 24 months	Total	Change since previous quarter
Quarter ending December 2015	7,281	
Quarter ending March 2016	7,427	↑
Quarter ending June 2016	7,574	→
Quarter ending September 2016	7,719	→
Quarter ending December 2016	7,703	→
<b>Variance since December 2015</b>	<b>5.8%</b>	<b>↑</b>



### ACTIVITY



Month	Adjusted Scheduled Activity (UDA)	
	2016	2017
April	125	881
May	1,470	2,712
June	2,625	4,065
July	4,784	6,151
August	5,855	7,876
September	7,678	9,948
October	9,397	11,792
November	11,251	13,723
December	13,319	15,341
January	14,483	
February	17,633	
March	19,647	
April	20,754	
May	20,754	
June	20,754	

### QUALITY

	Quantity	Base Number	Contract	AT	Region	England
% of FP17s for the same patient ID Re-attending within 3 months - Children	192	1,623	11.8%	10.7%	13.4%	12.4%
% of FP17s for the same patient ID Re-attending within 3 months - Adults	797	5,787	13.8%	15.4%	17.3%	16.6%
% of FP17s for the same patient ID Re-attending between 3 & 9 months - Children	752	1,623	46.3%	58.5%	58.9%	57.5%
% of FP17s for the same patient ID Re-attending between 3 & 9 months - Adults	2,418	5,787	41.8%	52.8%	52.5%	50.4%
% of FP17s for Band 1 Urgent Courses	453	6,959	6.5%	7.6%	9.3%	9.1%
% of FP17s Relating to Free Repair or Replacements	108	6,959	1.6%	1.3%	1.0%	0.8%
% of FP17s Relating to Continuations	214	6,959	3.1%	1.6%	1.5%	1.3%
% of Patients satisfied with the dentistry they have received	8	8	N/A	94.2%	93.1%	92.7%
% of Patients satisfied with the time they had to wait for an appointment	7	8	N/A	89.1%	89.8%	88.8%

\* This is based on patients treated on this contract for their most recent course of treatment. Figures in italics indicate the base number of FP17s or Patient Questionnaire responses are less than 100. N/A is shown where the base number of responses is less than 10 during the period. % is calculated as Quantity/Base number\*100

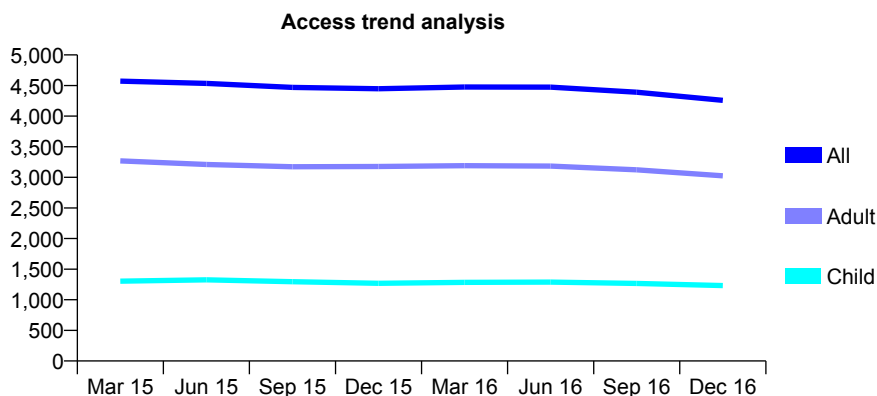
## Q51 - Vital Signs At a Glance Contract Report for 101338/0086 - December 2016

Name or company name	Whitecross Dental Care Limited
Contract type name	GDS Contract
Purpose of contract	General
Contract start date	01/04/2009
Contract end date	

16/17 Contracted general activity (UDA)	13,567
Carry forward general activity (UDA)	0
16/17 Contracted orthodontic activity (UOA)	0
Carry forward orthodontic activity (UOA)	0
Baseline contract value	£375,950.32

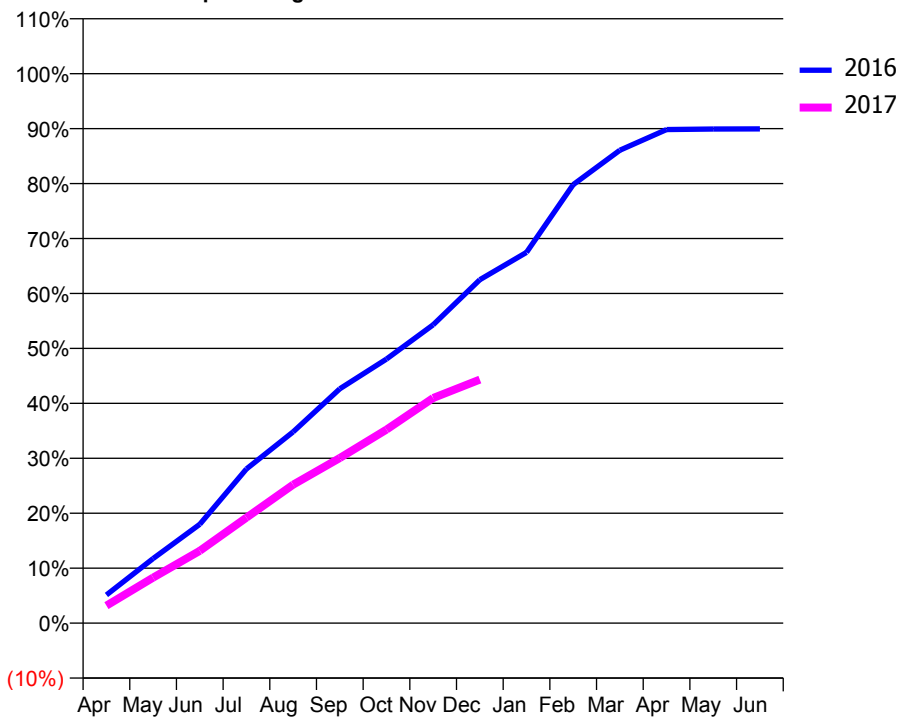
### ACCESS\*

Patients seen in 24 months	Total	Change since previous quarter
Quarter ending December 2015	4,447	
Quarter ending March 2016	4,475	→
Quarter ending June 2016	4,473	→
Quarter ending September 2016	4,390	↓
Quarter ending December 2016	4,258	↓
<b>Variance since December 2015</b>	<b>(4.3%)</b>	<b>↓</b>



### ACTIVITY

Cumulative percentage of contracted UDA delivered 2016 & 2017



Month	Adjusted Scheduled Activity (UDA)	
	2016	2017
April	668	432
May	1,529	1,125
June	2,339	1,786
July	3,647	2,607
August	4,527	3,420
September	5,545	4,077
October	6,247	4,777
November	7,059	5,560
December	8,125	6,013
January	8,773	
February	10,374	
March	11,189	
April	11,679	
May	11,691	
June	11,694	

### QUALITY

	Quantity	Base Number	Contract	AT	Region	England
% of FP17s for the same patient ID Re-attending within 3 months - Children	47	960	4.9%	10.7%	13.4%	12.4%
% of FP17s for the same patient ID Re-attending within 3 months - Adults	175	2,120	8.3%	15.4%	17.3%	16.6%
% of FP17s for the same patient ID Re-attending between 3 & 9 months - Children	379	960	39.5%	58.5%	58.9%	57.5%
% of FP17s for the same patient ID Re-attending between 3 & 9 months - Adults	781	2,120	36.8%	52.8%	52.5%	50.4%
% of FP17s for Band 1 Urgent Courses	107	2,864	3.7%	7.6%	9.3%	9.1%
% of FP17s Relating to Free Repair or Replacements	15	2,864	0.5%	1.3%	1.0%	0.8%
% of FP17s Relating to Continuations	26	2,864	0.9%	1.6%	1.5%	1.3%
% of Patients satisfied with the dentistry they have received	1	1	N/A	94.2%	93.1%	92.7%
% of Patients satisfied with the time they had to wait for an appointment	1	1	N/A	89.1%	89.8%	88.8%

\* This is based on patients treated on this contract for their most recent course of treatment. Figures in italics indicate the base number of FP17s or Patient Questionnaire responses are less than 100. N/A is shown where the base number of responses is less than 10 during the period. % is calculated as Quantity/Base number\*100

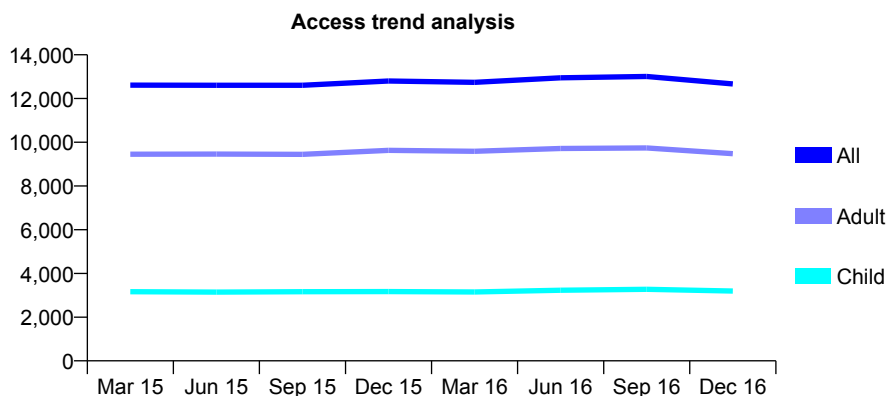
## Q51 - Vital Signs At a Glance Contract Report for 101338/0090 - December 2016

Name or company name	Whitecross Dental Care Limited
Contract type name	GDS Contract
Purpose of contract	General
Contract start date	01/08/2009
Contract end date	

16/17 Contracted general activity (UDA)	36,924
Carry forward general activity (UDA)	0
16/17 Contracted orthodontic activity (UOA)	0
Carry forward orthodontic activity (UOA)	0
Baseline contract value	£1,045,035.47

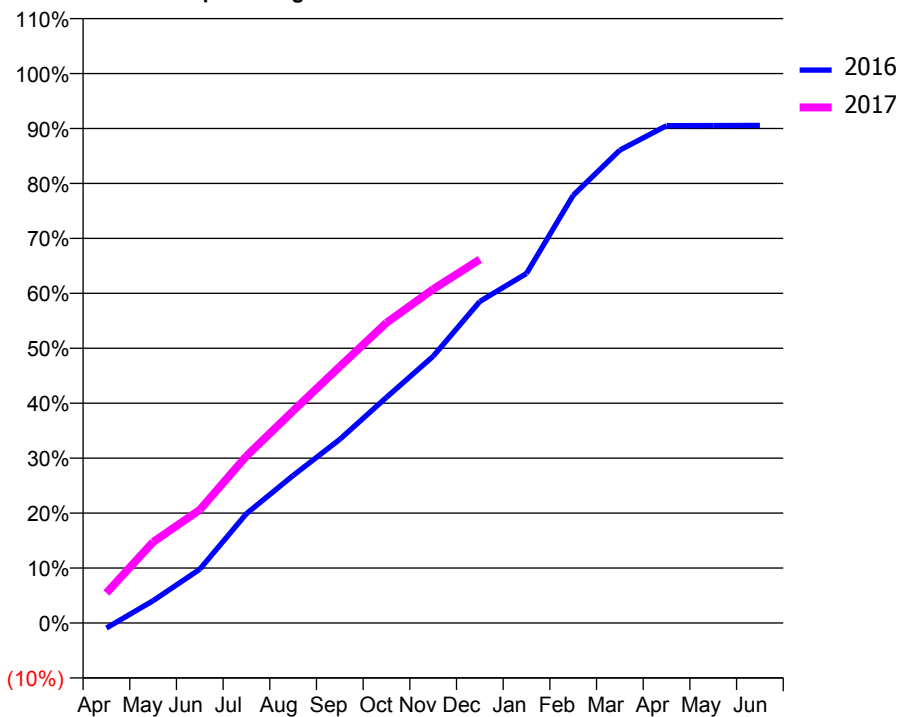
### ACCESS\*

Patients seen in 24 months	Total	Change since previous quarter
Quarter ending December 2015	12,804	
Quarter ending March 2016	12,738	→
Quarter ending June 2016	12,945	→
Quarter ending September 2016	13,011	→
Quarter ending December 2016	12,669	↓
<b>Variance since December 2015</b>	<b>(1.1%)</b>	<b>↓</b>



### ACTIVITY

Cumulative percentage of contracted UDA delivered 2016 & 2017



Month	Adjusted Scheduled Activity (UDA)	
	2016	2017
April	-349	2,024
May	1,501	5,446
June	3,619	7,602
July	7,351	11,223
August	9,912	14,249
September	12,342	17,233
October	15,169	20,176
November	17,927	22,432
December	21,609	24,429
January	23,487	
February	28,738	
March	31,779	
April	33,414	
May	33,426	
June	33,434	

### QUALITY

	Quantity	Base Number	Contract	AT	Region	England
% of FP17s for the same patient ID Re-attending within 3 months - Children	205	3,015	6.8%	10.7%	13.4%	12.4%
% of FP17s for the same patient ID Re-attending within 3 months - Adults	1,246	8,763	14.2%	15.4%	17.3%	16.6%
% of FP17s for the same patient ID Re-attending between 3 & 9 months - Children	1,477	3,015	49.0%	58.5%	58.9%	57.5%
% of FP17s for the same patient ID Re-attending between 3 & 9 months - Adults	4,016	8,763	45.8%	52.8%	52.5%	50.4%
% of FP17s for Band 1 Urgent Courses	851	11,083	7.7%	7.6%	9.3%	9.1%
% of FP17s Relating to Free Repair or Replacements	96	11,083	0.9%	1.3%	1.0%	0.8%
% of FP17s Relating to Continuations	243	11,083	2.2%	1.6%	1.5%	1.3%
% of Patients satisfied with the dentistry they have received	19	20	95.0%	94.2%	93.1%	92.7%
% of Patients satisfied with the time they had to wait for an appointment	16	20	80.0%	89.1%	89.8%	88.8%

\* This is based on patients treated on this contract for their most recent course of treatment. Figures in italics indicate the base number of FP17s or Patient Questionnaire responses are less than 100. N/A is shown where the base number of responses is less than 10 during the period. % is calculated as Quantity/Base number\*100

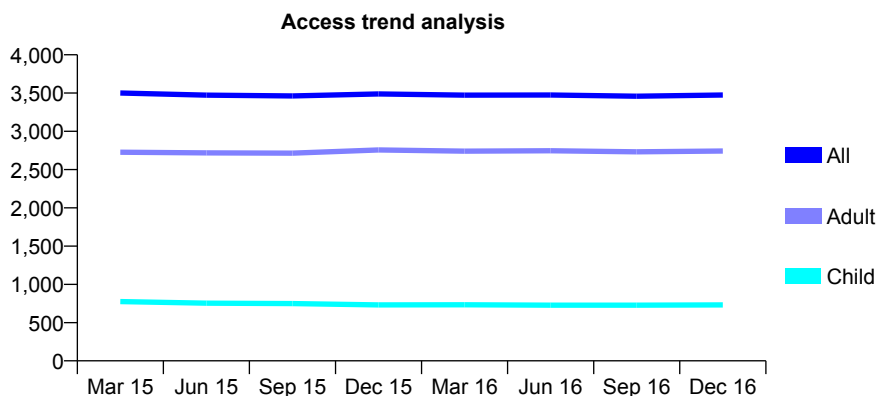
## Q51 - Vital Signs At a Glance Contract Report for 101338/0093 - December 2016

Name or company name	Whitecross Dental Care Limited
Contract type name	GDS Contract
Purpose of contract	General
Contract start date	01/08/2009
Contract end date	

16/17 Contracted general activity (UDA)	10,563
Carry forward general activity (UDA)	305
16/17 Contracted orthodontic activity (UOA)	0
Carry forward orthodontic activity (UOA)	0
Baseline contract value	£273,709.30

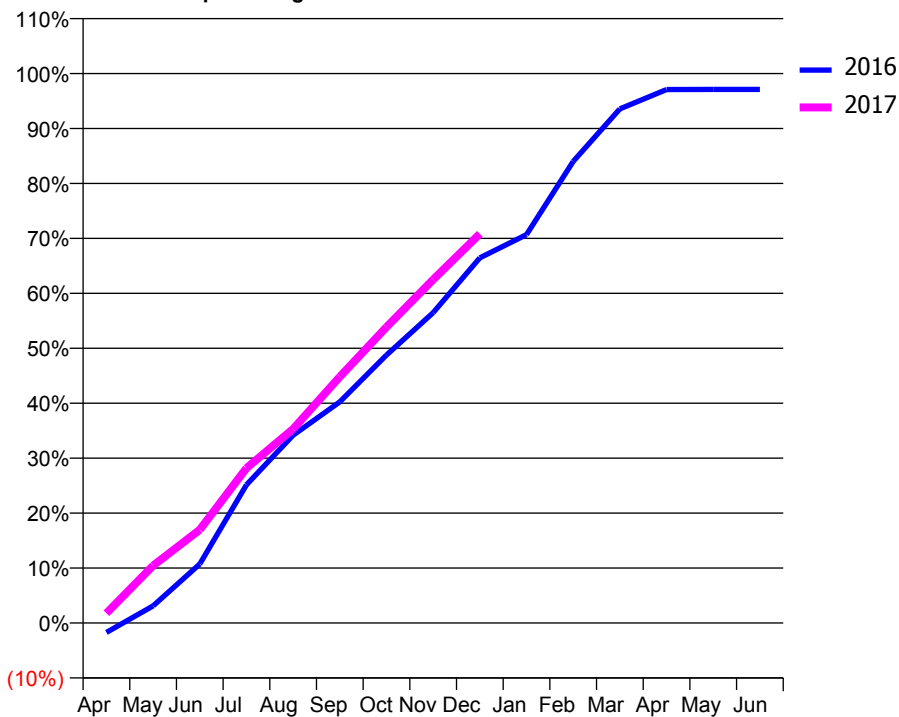
### ACCESS\*

Patients seen in 24 months	Total	Change since previous quarter
Quarter ending December 2015	3,488	
Quarter ending March 2016	3,473	→
Quarter ending June 2016	3,474	→
Quarter ending September 2016	3,459	→
Quarter ending December 2016	3,475	→
<b>Variance since December 2015</b>	<b>(0.4%)</b>	<b>→</b>



### ACTIVITY

Cumulative percentage of contracted UDA delivered 2016 & 2017



Month	Adjusted Scheduled Activity (UDA)	
	2016	2017
April	-183	188
May	330	1,105
June	1,133	1,793
July	2,658	2,977
August	3,612	3,731
September	4,250	4,732
October	5,151	5,690
November	5,966	6,602
December	7,020	7,480
January	7,466	
February	8,874	
March	9,884	
April	10,255	
May	10,258	
June	10,258	

### QUALITY

	Quantity	Base Number	Contract	AT	Region	England
% of FP17s for the same patient ID Re-attending within 3 months - Children	58	805	7.2%	10.7%	13.4%	12.4%
% of FP17s for the same patient ID Re-attending within 3 months - Adults	352	2,773	12.7%	15.4%	17.3%	16.6%
% of FP17s for the same patient ID Re-attending between 3 & 9 months - Children	477	805	59.3%	58.5%	58.9%	57.5%
% of FP17s for the same patient ID Re-attending between 3 & 9 months - Adults	1,471	2,773	53.0%	52.8%	52.5%	50.4%
% of FP17s for Band 1 Urgent Courses	194	3,406	5.7%	7.6%	9.3%	9.1%
% of FP17s Relating to Free Repair or Replacements	14	3,406	0.4%	1.3%	1.0%	0.8%
% of FP17s Relating to Continuations	66	3,406	1.9%	1.6%	1.5%	1.3%
% of Patients satisfied with the dentistry they have received	7	9	N/A	94.2%	93.1%	92.7%
% of Patients satisfied with the time they had to wait for an appointment	6	9	N/A	89.1%	89.8%	88.8%

\* This is based on patients treated on this contract for their most recent course of treatment. Figures in italics indicate the base number of FP17s or Patient Questionnaire responses are less than 100. N/A is shown where the base number of responses is less than 10 during the period. % is calculated as Quantity/Base number\*100

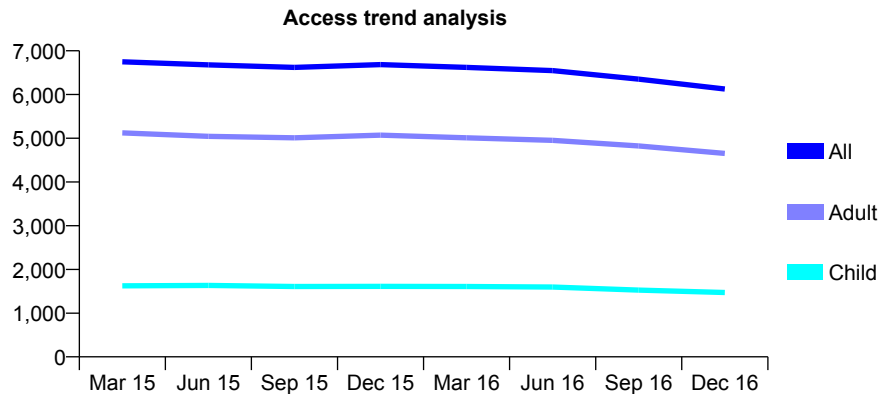
## Q51 - Vital Signs At a Glance Contract Report for 101338/0108 - December 2016

Name or company name	Whitecross Dental Care Limited
Contract type name	GDS Contract
Purpose of contract	General
Contract start date	01/12/2009
Contract end date	

16/17 Contracted general activity (UDA)	22,070
Carry forward general activity (UDA)	0
16/17 Contracted orthodontic activity (UOA)	0
Carry forward orthodontic activity (UOA)	0
Baseline contract value	£582,376.54

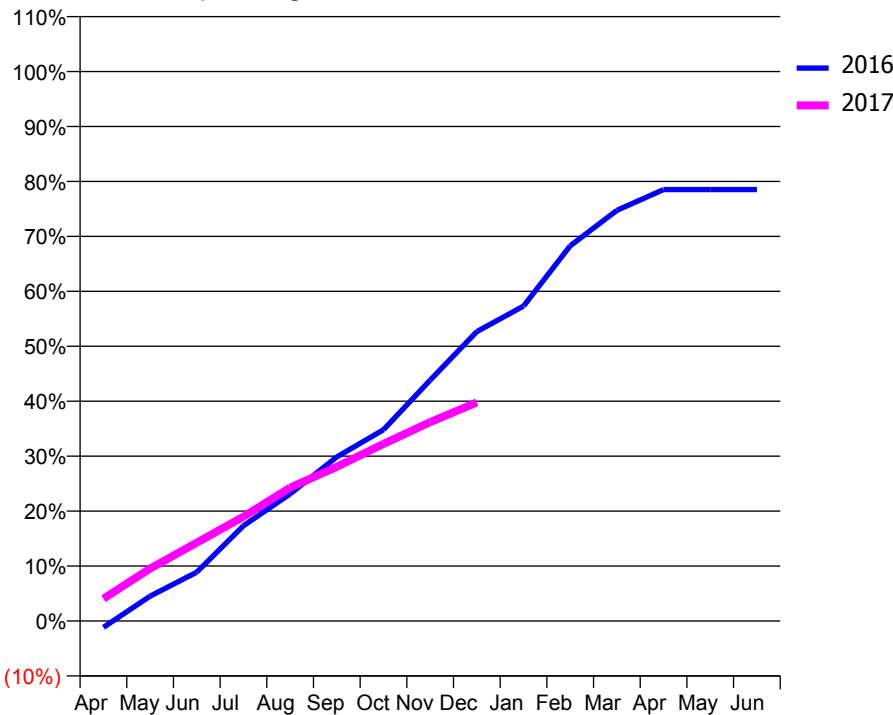
### ACCESS\*

Patients seen in 24 months	Total	Change since previous quarter
Quarter ending December 2015	6,683	
Quarter ending March 2016	6,620	→
Quarter ending June 2016	6,548	↓
Quarter ending September 2016	6,353	↓
Quarter ending December 2016	6,127	↓
<b>Variance since December 2015</b>	<b>(8.3%)</b>	<b>↓</b>



### ACTIVITY

Cumulative percentage of contracted UDA delivered 2016 & 2017



Month	Adjusted Scheduled Activity (UDA)	
	2016	2017
April	-262	899
May	1,001	2,108
June	1,962	3,148
July	3,828	4,192
August	5,109	5,358
September	6,593	6,191
October	7,681	7,114
November	9,673	7,988
December	11,624	8,779
January	12,645	
February	15,068	
March	16,494	
April	17,326	
May	17,326	
June	17,327	

### QUALITY

	Quantity	Base Number	Contract	AT	Region	England
% of FP17s for the same patient ID Re-attending within 3 months - Children	65	999	6.5%	10.7%	13.4%	12.4%
% of FP17s for the same patient ID Re-attending within 3 months - Adults	516	3,322	15.5%	15.4%	17.3%	16.6%
% of FP17s for the same patient ID Re-attending between 3 & 9 months - Children	540	999	54.1%	58.5%	58.9%	57.5%
% of FP17s for the same patient ID Re-attending between 3 & 9 months - Adults	1,684	3,322	50.7%	52.8%	52.5%	50.4%
% of FP17s for Band 1 Urgent Courses	463	3,945	11.7%	7.6%	9.3%	9.1%
% of FP17s Relating to Free Repair or Replacements	31	3,945	0.8%	1.3%	1.0%	0.8%
% of FP17s Relating to Continuations	55	3,945	1.4%	1.6%	1.5%	1.3%
% of Patients satisfied with the dentistry they have received	11	12	91.7%	94.2%	93.1%	92.7%
% of Patients satisfied with the time they had to wait for an appointment	11	12	91.7%	89.1%	89.8%	88.8%

\* This is based on patients treated on this contract for their most recent course of treatment. Figures in italics indicate the base number of FP17s or Patient Questionnaire responses are less than 100. N/A is shown where the base number of responses is less than 10 during the period. % is calculated as Quantity/Base number\*100

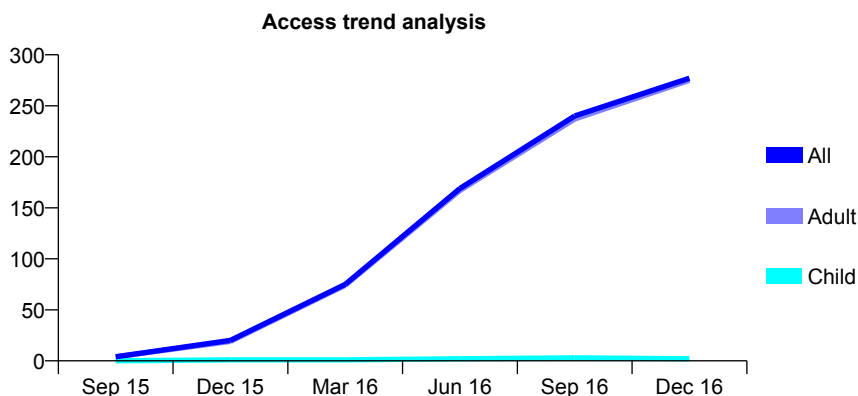
## Q51 - Vital Signs At a Glance Contract Report for 101338/0153 - December 2016

Name or company name	Whitecross Dental Care Limited
Contract type name	PDS Contract
Purpose of contract	General
Contract start date	01/05/2015
Contract end date	30/04/2020

16/17 Contracted general activity (UDA)	1,800
Carry forward general activity (UDA)	0
16/17 Contracted orthodontic activity (UOA)	0
Carry forward orthodontic activity (UOA)	0
Baseline contract value	£75,306.32

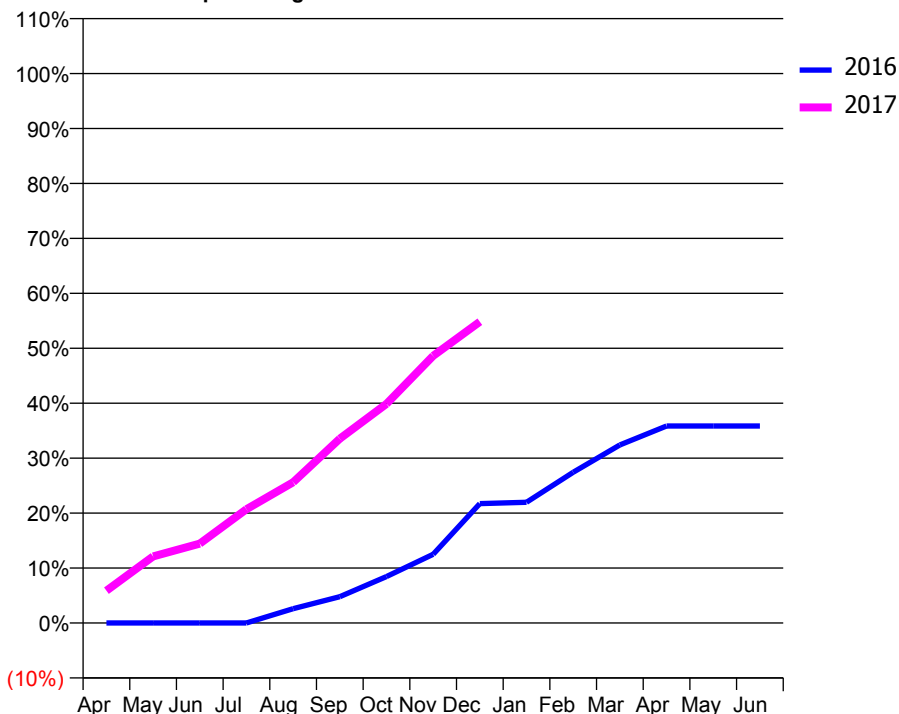
### ACCESS\*

Patients seen in 24 months	Total	Change since previous quarter
Quarter ending December 2015	20	
Quarter ending March 2016	75	↑
Quarter ending June 2016	169	↑
Quarter ending September 2016	240	↑
Quarter ending December 2016	277	↑
<b>Variance since December 2015</b>	<b>1285.0%</b>	<b>↑</b>



### ACTIVITY

Cumulative percentage of contracted UDA delivered 2016 & 2017



Adjusted Scheduled Activity (UDA)

Month	2016	2017
April	0	106
May	0	218
June	0	260
July	0	373
August	43	461
September	79	604
October	140	718
November	207	875
December	359	987
January	363	
February	453	
March	535	
April	592	
May	592	
June	592	

### QUALITY

	Quantity	Base Number	Contract	AT	Region	England
% of FP17s for the same patient ID Re-attending within 3 months - Children	1	5	20.0%	10.7%	13.4%	12.4%
% of FP17s for the same patient ID Re-attending within 3 months - Adults	41	381	10.8%	15.4%	17.3%	16.6%
% of FP17s for the same patient ID Re-attending between 3 & 9 months - Children	0	5	0.0%	58.5%	58.9%	57.5%
% of FP17s for the same patient ID Re-attending between 3 & 9 months - Adults	0	381	0.0%	52.8%	52.5%	50.4%
% of FP17s for Band 1 Urgent Courses	0	361	0.0%	7.6%	9.3%	9.1%
% of FP17s Relating to Free Repair or Replacements	0	361	0.0%	1.3%	1.0%	0.8%
% of FP17s Relating to Continuations	1	361	0.3%	1.6%	1.5%	1.3%
% of Patients satisfied with the dentistry they have received	1	1	N/A	94.2%	93.1%	92.7%
% of Patients satisfied with the time they had to wait for an appointment	1	1	N/A	89.1%	89.8%	88.8%

\* This is based on patients treated on this contract for their most recent course of treatment. Figures in italics indicate the base number of FP17s or Patient Questionnaire responses are less than 100. N/A is shown where the base number of responses is less than 10 during the period. % is calculated as Quantity/Base number\*100



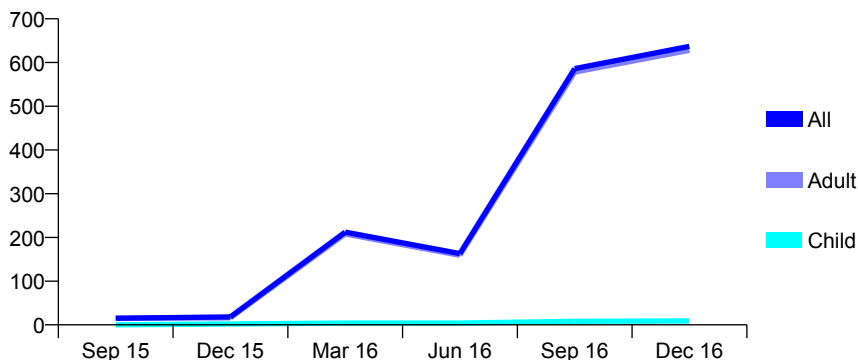
## Q51 - Vital Signs At a Glance Contract Report for 101338/0154 - December 2016

Name or company name	Whitecross Dental Care Limited
Contract type name	PDS Contract
Purpose of contract	General
Contract start date	01/05/2015
Contract end date	30/04/2020

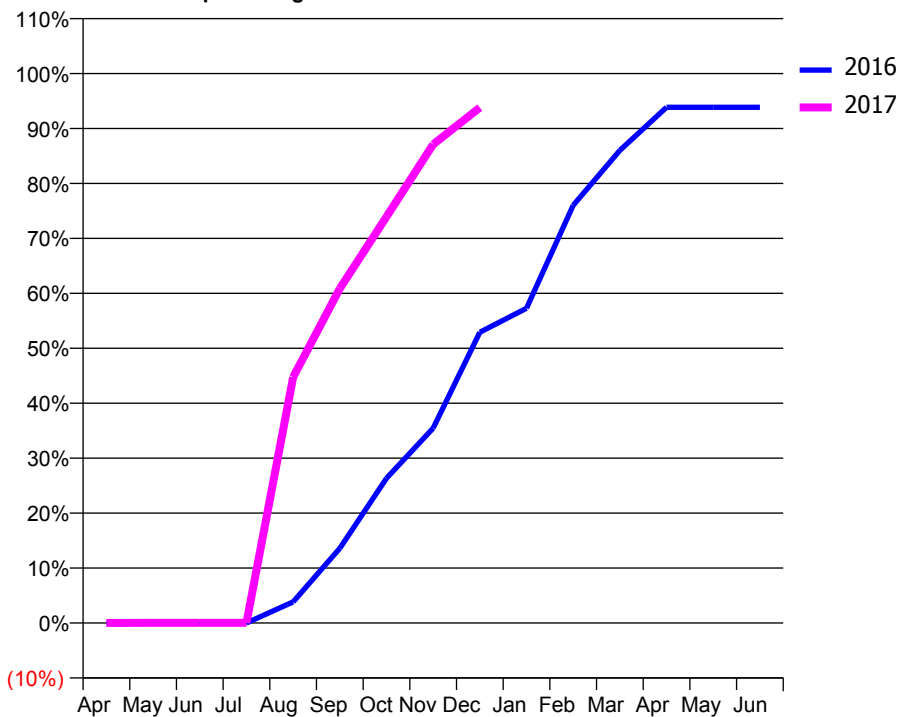
16/17 Contracted general activity (UDA)	2,550
Carry forward general activity (UDA)	0
16/17 Contracted orthodontic activity (UOA)	0
Carry forward orthodontic activity (UOA)	0
Baseline contract value	£106,683.96

### ACCESS\*

Patients seen in 24 months	Total	Change since previous quarter
Quarter ending December 2015	18	
Quarter ending March 2016	212	↑
Quarter ending June 2016	163	↓
Quarter ending September 2016	586	↑
Quarter ending December 2016	637	↑
<b>Variance since December 2015</b>	<b>3438.9%</b>	<b>↑</b>

**Access trend analysis**


### ACTIVITY

**Cumulative percentage of contracted UDA delivered 2016 & 2017**


Month	Adjusted Scheduled Activity (UDA)	
	2016	2017
April	0	0
May	0	1
June	0	1
July	0	1
August	90	1,141
September	318	1,552
October	616	1,885
November	829	2,221
December	1,237	2,392
January	1,339	
February	1,777	
March	2,011	
April	2,194	
May	2,194	
June	2,194	

### QUALITY

	Quantity	Base Number	Contract	AT	Region	England
% of FP17s for the same patient ID Re-attending within 3 months - Children	2	12	16.7%	10.7%	13.4%	12.4%
% of FP17s for the same patient ID Re-attending within 3 months - Adults	79	847	9.3%	15.4%	17.3%	16.6%
% of FP17s for the same patient ID Re-attending between 3 & 9 months - Children	0	12	0.0%	58.5%	58.9%	57.5%
% of FP17s for the same patient ID Re-attending between 3 & 9 months - Adults	4	847	0.5%	52.8%	52.5%	50.4%
% of FP17s for Band 1 Urgent Courses	0	798	0.0%	7.6%	9.3%	9.1%
% of FP17s Relating to Free Repair or Replacements	0	798	0.0%	1.3%	1.0%	0.8%
% of FP17s Relating to Continuations	0	798	0.0%	1.6%	1.5%	1.3%
% of Patients satisfied with the dentistry they have received	4	5	N/A	94.2%	93.1%	92.7%
% of Patients satisfied with the time they had to wait for an appointment	3	5	N/A	89.1%	89.8%	88.8%

\* This is based on patients treated on this contract for their most recent course of treatment. Figures in italics indicate the base number of FP17s or Patient Questionnaire responses are less than 100. N/A is shown where the base number of responses is less than 10 during the period. % is calculated as Quantity/Base number\*100

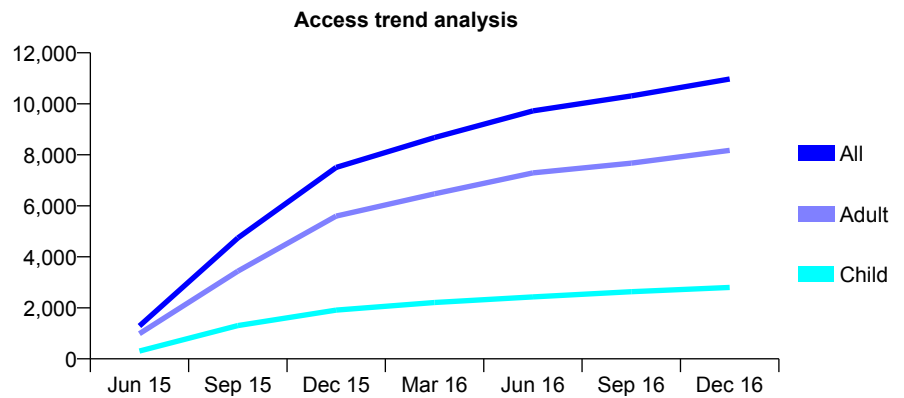
## Q51 - Vital Signs At a Glance Contract Report for 101338/0155 - December 2016

Name or company name	Whitecross Dental Care Limited
Contract type name	GDS Contract
Purpose of contract	General
Contract start date	01/06/2015
Contract end date	

16/17 Contracted general activity (UDA)	42,692
Carry forward general activity (UDA)	0
16/17 Contracted orthodontic activity (UOA)	0
Carry forward orthodontic activity (UOA)	0
Baseline contract value	£1,183,619.15

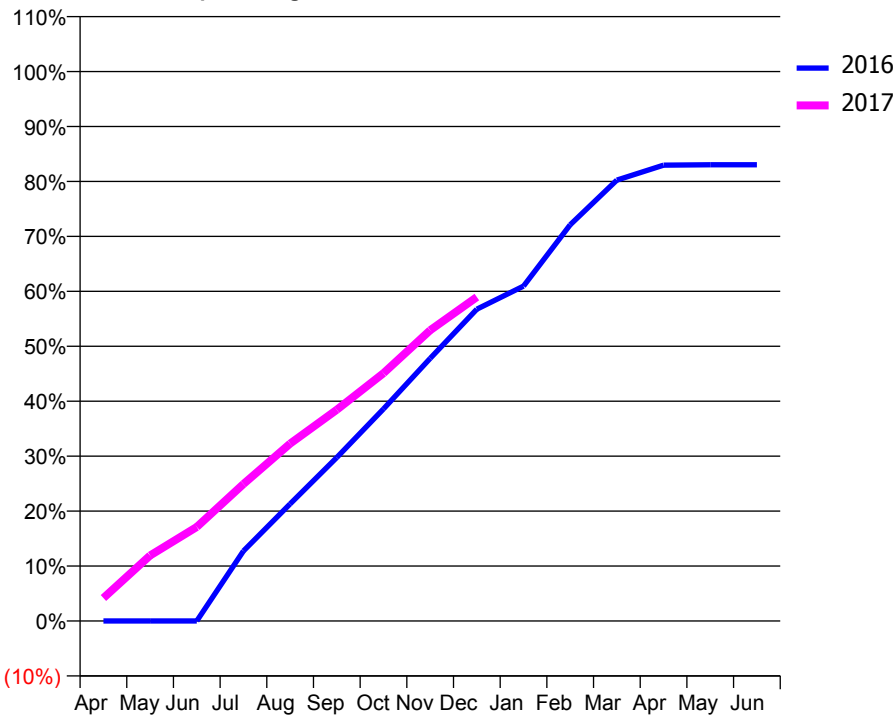
### ACCESS\*

Patients seen in 24 months	Total	Change since previous quarter
Quarter ending December 2015	7,507	
Quarter ending March 2016	8,679	↑
Quarter ending June 2016	9,722	↑
Quarter ending September 2016	10,307	↑
Quarter ending December 2016	10,974	↑
<b>Variance since December 2015</b>	<b>46.2%</b>	<b>↑</b>



### ACTIVITY

**Cumulative percentage of contracted UDA delivered 2016 & 2017**



Month	Adjusted Scheduled Activity (UDA)	
	2016	2017
April	0	1,783
May	0	5,095
June	0	7,304
July	4,730	10,645
August	7,912	13,780
September	11,043	16,420
October	14,324	19,258
November	17,731	22,587
December	21,054	25,170
January	22,612	
February	26,751	
March	29,774	
April	30,784	
May	30,806	
June	30,811	

### QUALITY

	Quantity	Base Number	Contract	AT	Region	England
% of FP17s for the same patient ID Re-attending within 3 months - Children	275	3,427	8.0%	10.7%	13.4%	12.4%
% of FP17s for the same patient ID Re-attending within 3 months - Adults	1,183	8,517	13.9%	15.4%	17.3%	16.6%
% of FP17s for the same patient ID Re-attending between 3 & 9 months - Children	2,042	3,427	59.6%	58.5%	58.9%	57.5%
% of FP17s for the same patient ID Re-attending between 3 & 9 months - Adults	4,233	8,517	49.7%	52.8%	52.5%	50.4%
% of FP17s for Band 1 Urgent Courses	514	11,435	4.5%	7.6%	9.3%	9.1%
% of FP17s Relating to Free Repair or Replacements	129	11,435	1.1%	1.3%	1.0%	0.8%
% of FP17s Relating to Continuations	328	11,435	2.9%	1.6%	1.5%	1.3%
% of Patients satisfied with the dentistry they have received	14	16	87.5%	94.2%	93.1%	92.7%
% of Patients satisfied with the time they had to wait for an appointment	9	16	56.3%	89.1%	89.8%	88.8%

\* This is based on patients treated on this contract for their most recent course of treatment. Figures in italics indicate the base number of FP17s or Patient Questionnaire responses are less than 100. N/A is shown where the base number of responses is less than 10 during the period. % is calculated as Quantity/Base number\*100

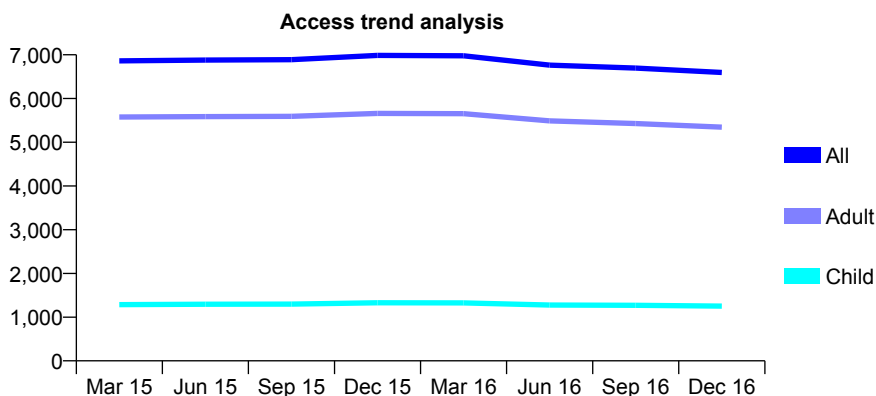
## Q51 - Vital Signs At a Glance Contract Report for 101370/0005 - December 2016

Name or company name	Petrie Tucker & Partners Ltd
Contract type name	GDS Contract
Purpose of contract	General and Orthodontic
Contract start date	01/04/2006
Contract end date	

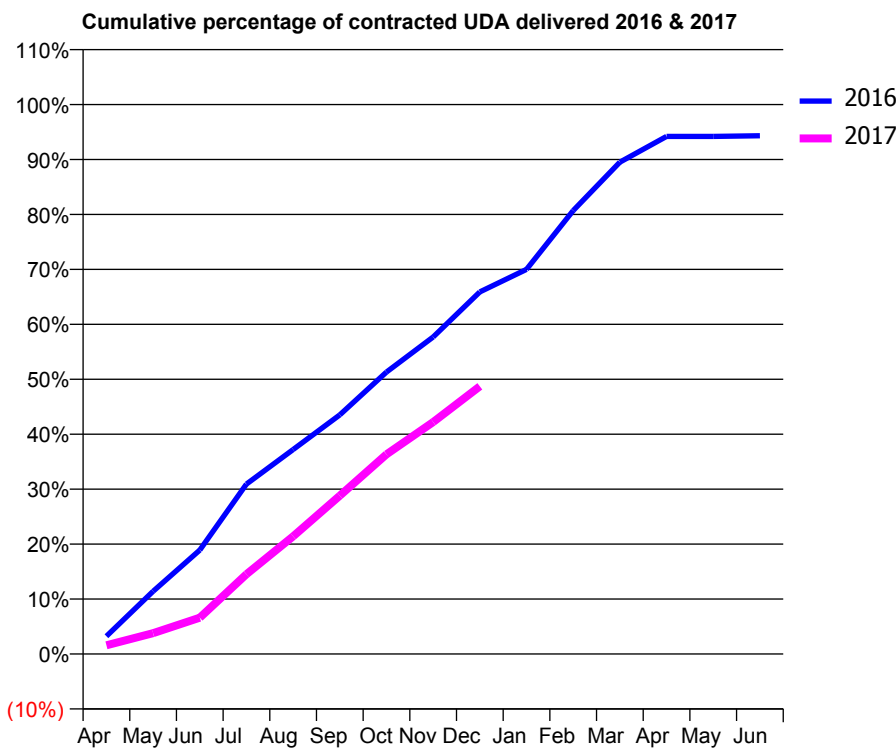
16/17 Contracted general activity (UDA)	24,146
Carry forward general activity (UDA)	0
16/17 Contracted orthodontic activity (UOA)	630
Carry forward orthodontic activity (UOA)	-13
Baseline contract value	£724,133.65

### ACCESS\*

Patients seen in 24 months	Total	Change since previous quarter
Quarter ending December 2015	6,987	
Quarter ending March 2016	6,976	→
Quarter ending June 2016	6,764	↓
Quarter ending September 2016	6,698	→
Quarter ending December 2016	6,597	↓
<b>Variance since December 2015</b>	<b>(5.6%)</b>	<b>↓</b>



### ACTIVITY



Month	Adjusted Scheduled Activity (UDA)	
	2016	2017
April	780	381
May	2,756	917
June	4,565	1,598
July	7,471	3,510
August	8,987	5,171
September	10,508	6,958
October	12,392	8,772
November	13,933	10,195
December	15,911	11,765
January	16,902	
February	19,485	
March	21,614	
April	22,745	
May	22,745	
June	22,774	

### QUALITY

	Quantity	Base Number	Contract	AT	Region	England
% of FP17s for the same patient ID Re-attending within 3 months - Children	83	1,020	8.1%	10.7%	13.4%	12.4%
% of FP17s for the same patient ID Re-attending within 3 months - Adults	368	3,947	9.3%	15.4%	17.3%	16.6%
% of FP17s for the same patient ID Re-attending between 3 & 9 months - Children	325	1,020	31.9%	58.5%	58.9%	57.5%
% of FP17s for the same patient ID Re-attending between 3 & 9 months - Adults	1,380	3,947	35.0%	52.8%	52.5%	50.4%
% of FP17s for Band 1 Urgent Courses	348	4,544	7.7%	7.6%	9.3%	9.1%
% of FP17s Relating to Free Repair or Replacements	42	4,544	0.9%	1.3%	1.0%	0.8%
% of FP17s Relating to Continuations	51	4,544	1.1%	1.6%	1.5%	1.3%
% of Patients satisfied with the dentistry they have received	5	5	N/A	94.2%	93.1%	92.7%
% of Patients satisfied with the time they had to wait for an appointment	4	5	N/A	89.1%	89.8%	88.8%

\* This is based on patients treated on this contract for their most recent course of treatment. Figures in italics indicate the base number of FP17s or Patient Questionnaire responses are less than 100. N/A is shown where the base number of responses is less than 10 during the period. % is calculated as Quantity/Base number\*100

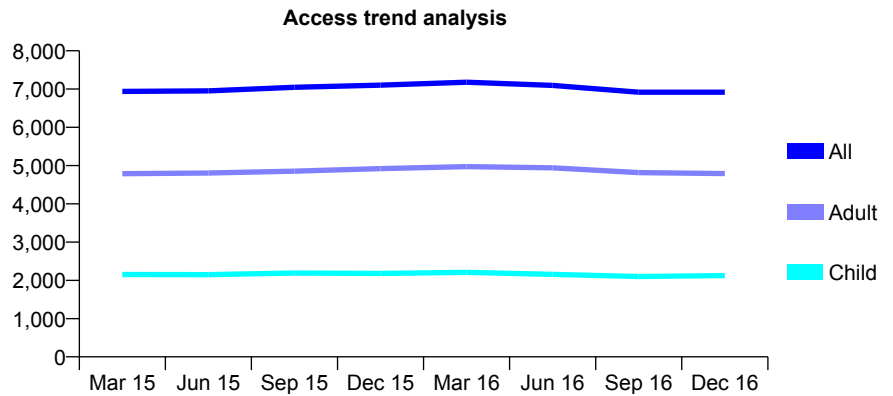
## Q51 - Vital Signs At a Glance Contract Report for 101370/0010 - December 2016

Name or company name	Petrie Tucker & Partners Ltd
Contract type name	GDS Contract
Purpose of contract	General
Contract start date	01/04/2006
Contract end date	

16/17 Contracted general activity (UDA)	20,443
Carry forward general activity (UDA)	0
16/17 Contracted orthodontic activity (UOA)	0
Carry forward orthodontic activity (UOA)	0
Baseline contract value	£551,547.10

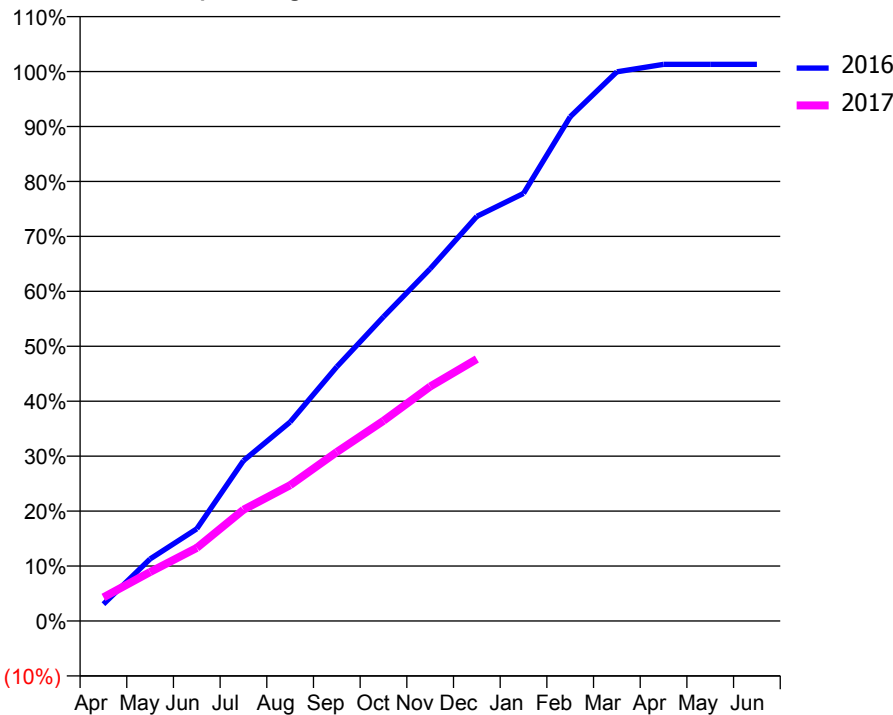
### ACCESS\*

Patients seen in 24 months	Total	Change since previous quarter
Quarter ending December 2015	7,101	
Quarter ending March 2016	7,179	→
Quarter ending June 2016	7,096	↓
Quarter ending September 2016	6,916	↓
Quarter ending December 2016	6,916	→
<b>Variance since December 2015</b>	<b>(2.6%)</b>	<b>↓</b>



### ACTIVITY

Cumulative percentage of contracted UDA delivered 2016 & 2017



Month	Adjusted Scheduled Activity (UDA)	
	2016	2017
April	626	878
May	2,311	1,821
June	3,433	2,721
July	5,966	4,140
August	7,403	5,052
September	9,459	6,289
October	11,320	7,450
November	13,102	8,724
December	15,053	9,744
January	15,905	
February	18,759	
March	20,432	
April	20,710	
May	20,709	
June	20,712	

### QUALITY

	Quantity	Base Number	Contract	AT	Region	England
% of FP17s for the same patient ID Re-attending within 3 months - Children	41	1,282	3.2%	10.7%	13.4%	12.4%
% of FP17s for the same patient ID Re-attending within 3 months - Adults	206	3,092	6.7%	15.4%	17.3%	16.6%
% of FP17s for the same patient ID Re-attending between 3 & 9 months - Children	522	1,282	40.7%	58.5%	58.9%	57.5%
% of FP17s for the same patient ID Re-attending between 3 & 9 months - Adults	1,547	3,092	50.0%	52.8%	52.5%	50.4%
% of FP17s for Band 1 Urgent Courses	24	4,210	0.6%	7.6%	9.3%	9.1%
% of FP17s Relating to Free Repair or Replacements	29	4,210	0.7%	1.3%	1.0%	0.8%
% of FP17s Relating to Continuations	37	4,210	0.9%	1.6%	1.5%	1.3%
% of Patients satisfied with the dentistry they have received	7	8	N/A	94.2%	93.1%	92.7%
% of Patients satisfied with the time they had to wait for an appointment	7	8	N/A	89.1%	89.8%	88.8%

\* This is based on patients treated on this contract for their most recent course of treatment. Figures in italics indicate the base number of FP17s or Patient Questionnaire responses are less than 100. N/A is shown where the base number of responses is less than 10 during the period. % is calculated as Quantity/Base number\*100

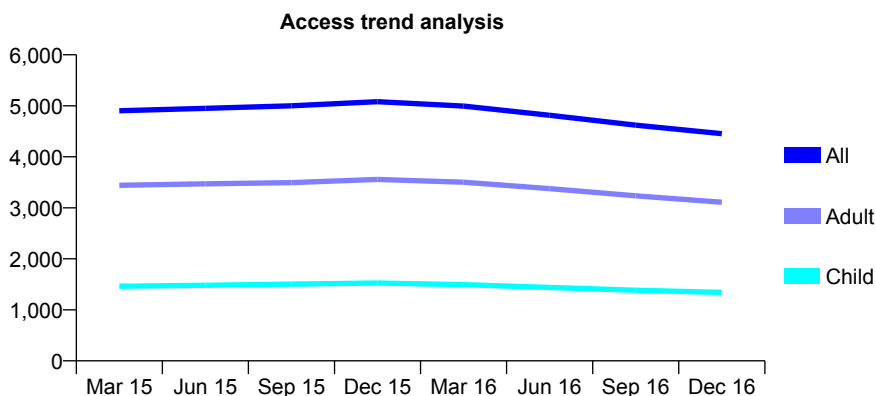
## Q51 - Vital Signs At a Glance Contract Report for 101370/0069 - December 2016

Name or company name	Petrie Tucker & Partners Ltd
Contract type name	GDS Contract
Purpose of contract	General
Contract start date	26/05/2006
Contract end date	

16/17 Contracted general activity (UDA)	14,267
Carry forward general activity (UDA)	221
16/17 Contracted orthodontic activity (UOA)	0
Carry forward orthodontic activity (UOA)	0
Baseline contract value	£403,727.00

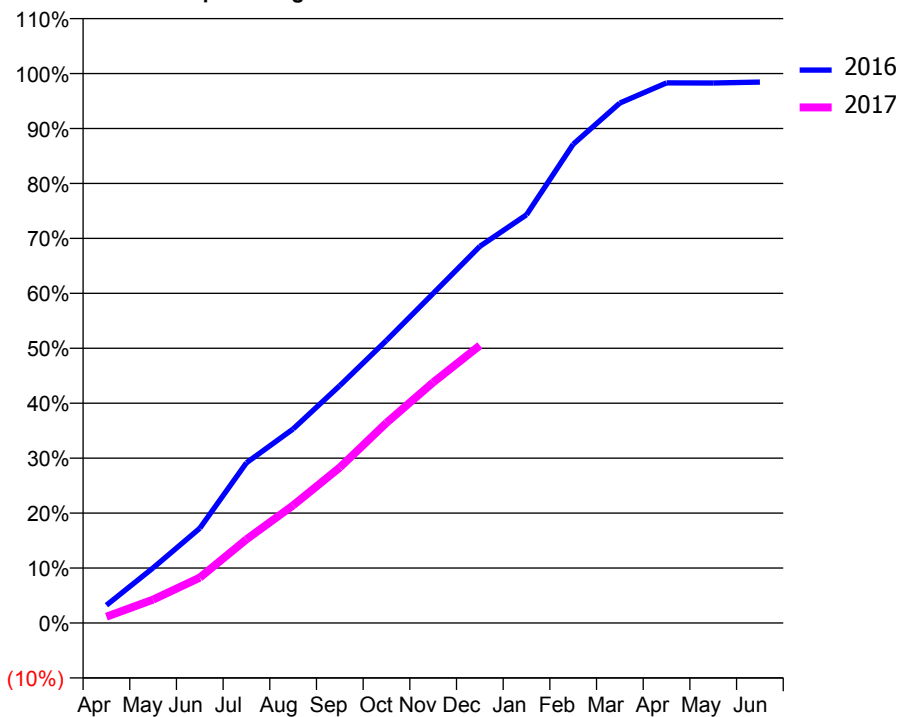
### ACCESS\*

Patients seen in 24 months	Total	Change since previous quarter
Quarter ending December 2015	5,081	
Quarter ending March 2016	4,995	↓
Quarter ending June 2016	4,815	↓
Quarter ending September 2016	4,620	↓
Quarter ending December 2016	4,454	↓
<b>Variance since December 2015</b>	<b>(12.3%)</b>	<b>↓</b>



### ACTIVITY

Cumulative percentage of contracted UDA delivered 2016 & 2017



Month	Adjusted Scheduled Activity (UDA)	
	2016	2017
April	461	165
May	1,433	608
June	2,460	1,180
July	4,160	2,173
August	5,038	3,054
September	6,166	4,038
October	7,338	5,199
November	8,558	6,246
December	9,780	7,208
January	10,599	
February	12,432	
March	13,502	
April	14,023	
May	14,020	
June	14,046	

### QUALITY

	Quantity	Base Number	Contract	AT	Region	England
% of FP17s for the same patient ID Re-attending within 3 months - Children	89	946	9.4%	10.7%	13.4%	12.4%
% of FP17s for the same patient ID Re-attending within 3 months - Adults	301	2,127	14.2%	15.4%	17.3%	16.6%
% of FP17s for the same patient ID Re-attending between 3 & 9 months - Children	443	946	46.8%	58.5%	58.9%	57.5%
% of FP17s for the same patient ID Re-attending between 3 & 9 months - Adults	873	2,127	41.0%	52.8%	52.5%	50.4%
% of FP17s for Band 1 Urgent Courses	285	2,880	9.9%	7.6%	9.3%	9.1%
% of FP17s Relating to Free Repair or Replacements	16	2,880	0.6%	1.3%	1.0%	0.8%
% of FP17s Relating to Continuations	53	2,880	1.8%	1.6%	1.5%	1.3%
% of Patients satisfied with the dentistry they have received	3	3	N/A	94.2%	93.1%	92.7%
% of Patients satisfied with the time they had to wait for an appointment	3	3	N/A	89.1%	89.8%	88.8%

\* This is based on patients treated on this contract for their most recent course of treatment. Figures in italics indicate the base number of FP17s or Patient Questionnaire responses are less than 100. N/A is shown where the base number of responses is less than 10 during the period. % is calculated as Quantity/Base number\*100

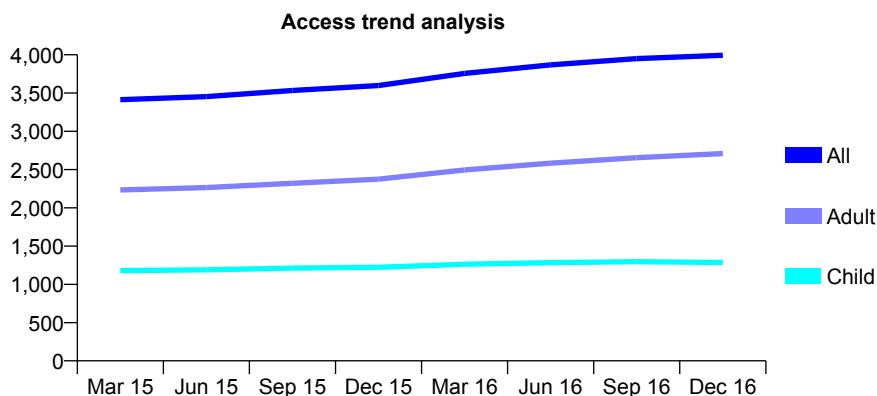
## Q51 - Vital Signs At a Glance Contract Report for 101370/0109 - December 2016

Name or company name	Petrie Tucker & Partners Ltd
Contract type name	GDS Contract
Purpose of contract	General
Contract start date	01/10/2008
Contract end date	

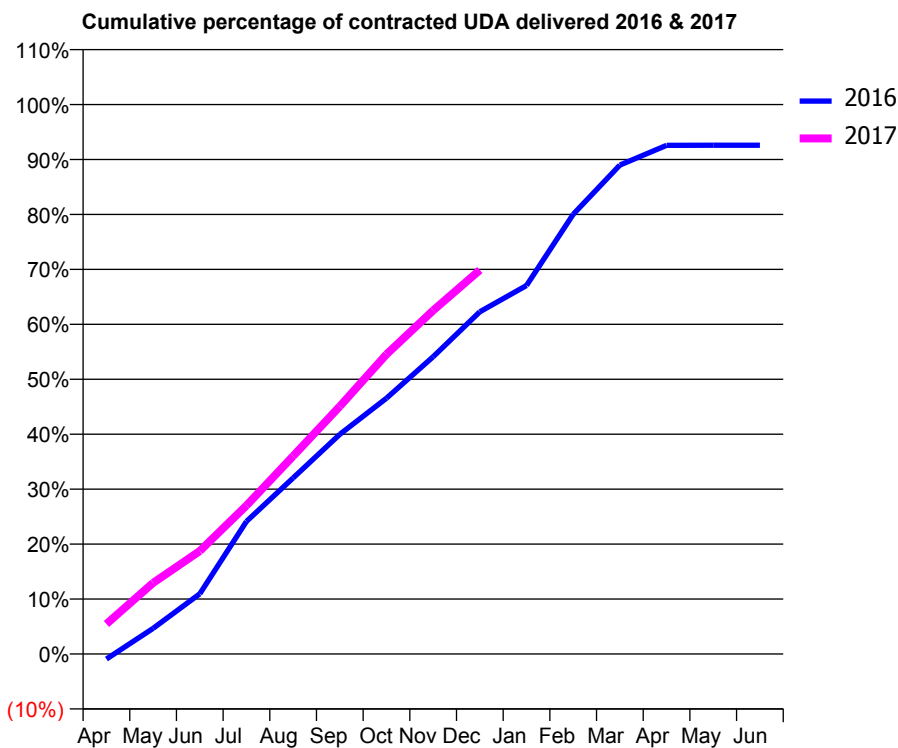
16/17 Contracted general activity (UDA)	12,748
Carry forward general activity (UDA)	0
16/17 Contracted orthodontic activity (UOA)	0
Carry forward orthodontic activity (UOA)	0
Baseline contract value	£353,433.36

### ACCESS\*

Patients seen in 24 months	Total	Change since previous quarter
Quarter ending December 2015	3,598	
Quarter ending March 2016	3,757	↑
Quarter ending June 2016	3,868	↑
Quarter ending September 2016	3,951	↑
Quarter ending December 2016	3,994	→
<b>Variance since December 2015</b>	<b>11.0%</b>	<b>↑</b>



### ACTIVITY



Month	Adjusted Scheduled Activity (UDA)	
	2016	2017
April	-119	697
May	596	1,650
June	1,398	2,390
July	3,077	3,446
August	4,085	4,593
September	5,096	5,748
October	5,935	6,954
November	6,896	7,971
December	7,940	8,909
January	8,550	
February	10,202	
March	11,342	
April	11,800	
May	11,803	
June	11,803	

### QUALITY

	Quantity	Base Number	Contract	AT	Region	England
% of FP17s for the same patient ID Re-attending within 3 months - Children	72	1,380	5.2%	10.7%	13.4%	12.4%
% of FP17s for the same patient ID Re-attending within 3 months - Adults	248	2,450	10.1%	15.4%	17.3%	16.6%
% of FP17s for the same patient ID Re-attending between 3 & 9 months - Children	822	1,380	59.6%	58.5%	58.9%	57.5%
% of FP17s for the same patient ID Re-attending between 3 & 9 months - Adults	1,041	2,450	42.5%	52.8%	52.5%	50.4%
% of FP17s for Band 1 Urgent Courses	19	3,625	0.5%	7.6%	9.3%	9.1%
% of FP17s Relating to Free Repair or Replacements	32	3,625	0.9%	1.3%	1.0%	0.8%
% of FP17s Relating to Continuations	93	3,625	2.6%	1.6%	1.5%	1.3%
% of Patients satisfied with the dentistry they have received	2	5	N/A	94.2%	93.1%	92.7%
% of Patients satisfied with the time they had to wait for an appointment	3	5	N/A	89.1%	89.8%	88.8%

\* This is based on patients treated on this contract for their most recent course of treatment. Figures in italics indicate the base number of FP17s or Patient Questionnaire responses are less than 100. N/A is shown where the base number of responses is less than 10 during the period. % is calculated as Quantity/Base number\*100

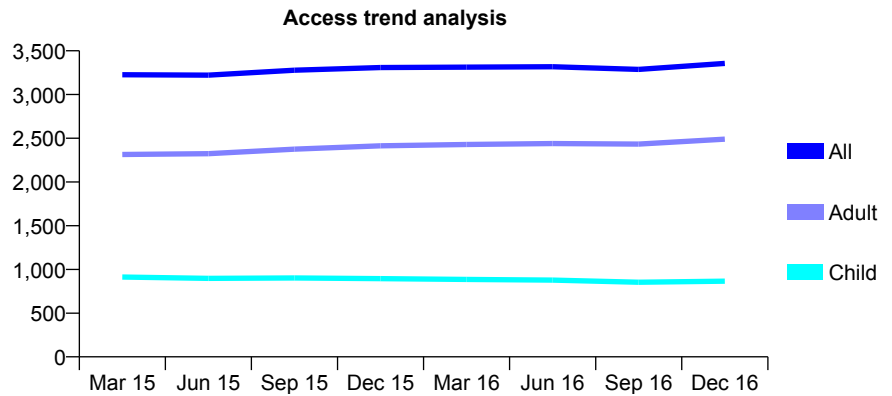
## Q51 - Vital Signs At a Glance Contract Report for 101435/0106 - December 2016

Name or company name	IDH Limited
Contract type name	GDS Contract
Purpose of contract	General
Contract start date	01/08/2008
Contract end date	

16/17 Contracted general activity (UDA)	11,883
Carry forward general activity (UDA)	0
16/17 Contracted orthodontic activity (UOA)	0
Carry forward orthodontic activity (UOA)	0
Baseline contract value	£345,152.31

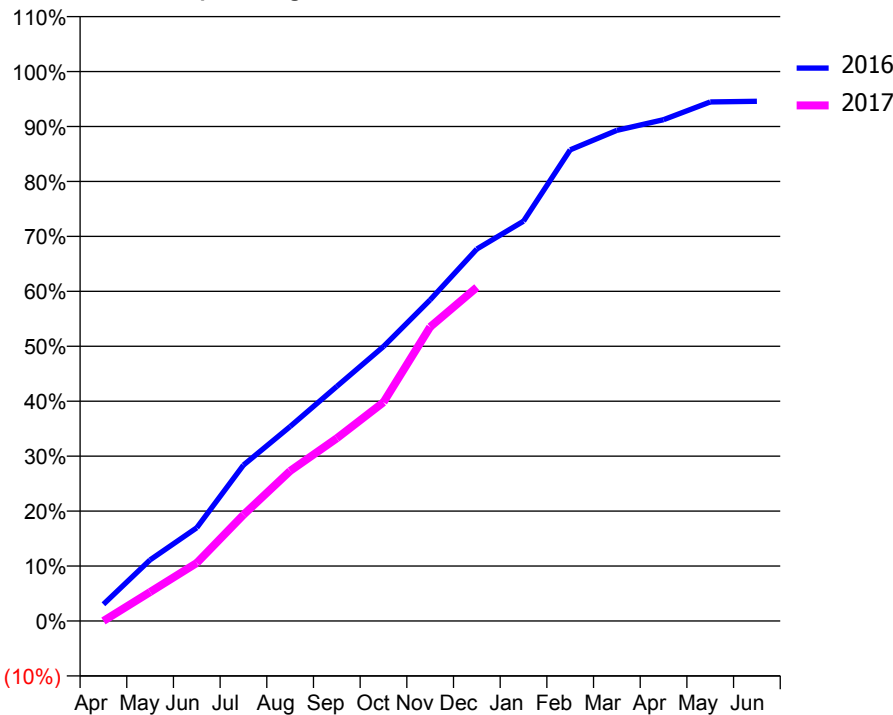
### ACCESS\*

Patients seen in 24 months	Total	Change since previous quarter
Quarter ending December 2015	3,308	
Quarter ending March 2016	3,313	→
Quarter ending June 2016	3,317	→
Quarter ending September 2016	3,287	→
Quarter ending December 2016	3,356	↑
<b>Variance since December 2015</b>	<b>1.5%</b>	<b>→</b>



### ACTIVITY

Cumulative percentage of contracted UDA delivered 2016 & 2017



Month	Adjusted Scheduled Activity (UDA)	
	2016	2017
April	359	0
May	1,312	629
June	2,004	1,257
July	3,350	2,296
August	4,178	3,246
September	5,041	3,951
October	5,896	4,729
November	6,897	6,361
December	7,990	7,216
January	8,589	
February	10,120	
March	10,538	
April	10,767	
May	11,147	
June	11,162	

### QUALITY

	Quantity	Base Number	Contract	AT	Region	England
% of FP17s for the same patient ID Re-attending within 3 months - Children	76	1,222	6.2%	10.7%	13.4%	12.4%
% of FP17s for the same patient ID Re-attending within 3 months - Adults	353	3,096	11.4%	15.4%	17.3%	16.6%
% of FP17s for the same patient ID Re-attending between 3 & 9 months - Children	882	1,222	72.2%	58.5%	58.9%	57.5%
% of FP17s for the same patient ID Re-attending between 3 & 9 months - Adults	2,100	3,096	67.8%	52.8%	52.5%	50.4%
% of FP17s for Band 1 Urgent Courses	187	3,941	4.7%	7.6%	9.3%	9.1%
% of FP17s Relating to Free Repair or Replacements	5	3,941	0.1%	1.3%	1.0%	0.8%
% of FP17s Relating to Continuations	86	3,941	2.2%	1.6%	1.5%	1.3%
% of Patients satisfied with the dentistry they have received	3	3	N/A	94.2%	93.1%	92.7%
% of Patients satisfied with the time they had to wait for an appointment	3	3	N/A	89.1%	89.8%	88.8%

\* This is based on patients treated on this contract for their most recent course of treatment. Figures in italics indicate the base number of FP17s or Patient Questionnaire responses are less than 100. N/A is shown where the base number of responses is less than 10 during the period. % is calculated as Quantity/Base number\*100



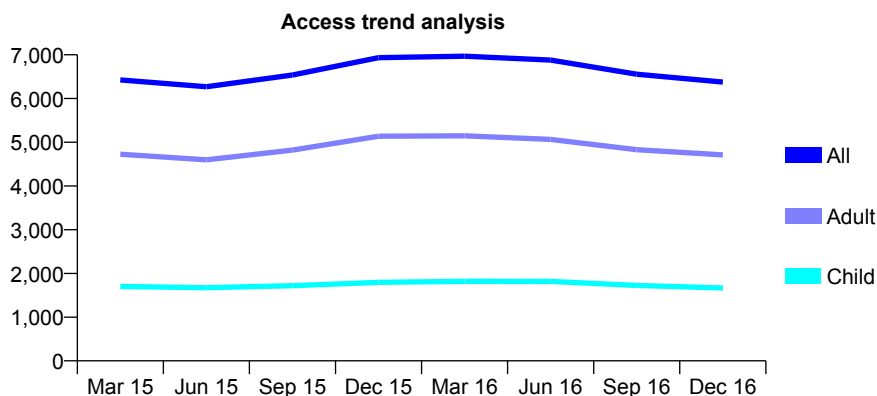
## Q51 - Vital Signs At a Glance Contract Report for 101435/0112 - December 2016

Name or company name	IDH Limited
Contract type name	GDS Contract
Purpose of contract	General
Contract start date	01/08/2008
Contract end date	

16/17 Contracted general activity (UDA)	18,223
Carry forward general activity (UDA)	0
16/17 Contracted orthodontic activity (UOA)	0
Carry forward orthodontic activity (UOA)	0
Baseline contract value	£500,204.57

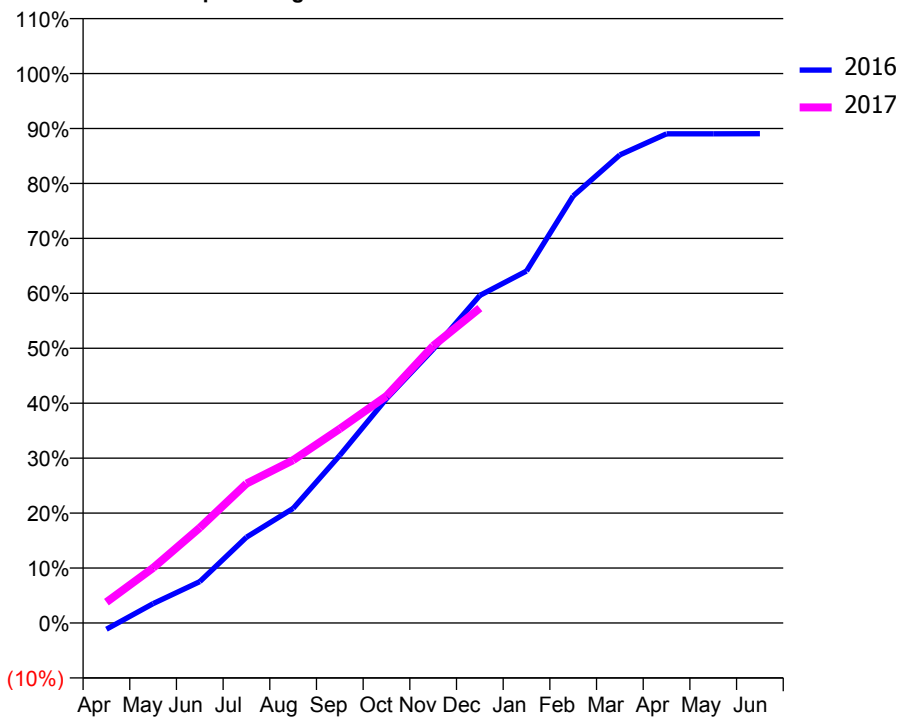
### ACCESS\*

Patients seen in 24 months	Total	Change since previous quarter
Quarter ending December 2015	6,933	
Quarter ending March 2016	6,968	→
Quarter ending June 2016	6,879	↓
Quarter ending September 2016	6,557	↓
Quarter ending December 2016	6,376	↓
<b>Variance since December 2015</b>	<b>(8.0%)</b>	<b>↓</b>



### ACTIVITY

Cumulative percentage of contracted UDA delivered 2016 & 2017



Adjusted Scheduled Activity (UDA)

Month	2016	2017
April	-212	691
May	643	1,830
June	1,372	3,158
July	2,844	4,622
August	3,802	5,404
September	5,560	6,441
October	7,442	7,530
November	9,075	9,193
December	10,862	10,441
January	11,672	
February	14,163	
March	15,525	
April	16,222	
May	16,221	
June	16,225	

### QUALITY

	Quantity	Base Number	Contract	AT	Region	England
% of FP17s for the same patient ID Re-attending within 3 months - Children	61	1,240	4.9%	10.7%	13.4%	12.4%
% of FP17s for the same patient ID Re-attending within 3 months - Adults	370	3,266	11.3%	15.4%	17.3%	16.6%
% of FP17s for the same patient ID Re-attending between 3 & 9 months - Children	532	1,240	42.9%	58.5%	58.9%	57.5%
% of FP17s for the same patient ID Re-attending between 3 & 9 months - Adults	1,261	3,266	38.6%	52.8%	52.5%	50.4%
% of FP17s for Band 1 Urgent Courses	184	4,240	4.3%	7.6%	9.3%	9.1%
% of FP17s Relating to Free Repair or Replacements	27	4,240	0.6%	1.3%	1.0%	0.8%
% of FP17s Relating to Continuations	88	4,240	2.1%	1.6%	1.5%	1.3%
% of Patients satisfied with the dentistry they have received	7	8	N/A	94.2%	93.1%	92.7%
% of Patients satisfied with the time they had to wait for an appointment	7	8	N/A	89.1%	89.8%	88.8%

\* This is based on patients treated on this contract for their most recent course of treatment. Figures in italics indicate the base number of FP17s or Patient Questionnaire responses are less than 100. N/A is shown where the base number of responses is less than 10 during the period. % is calculated as Quantity/Base number\*100

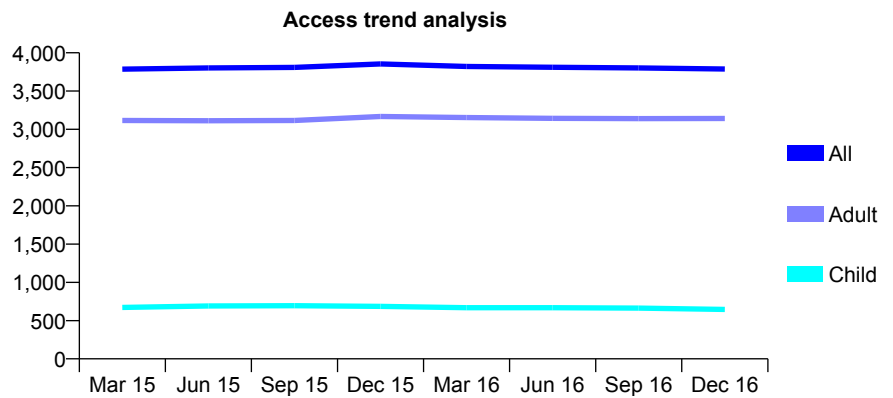
## Q51 - Vital Signs At a Glance Contract Report for 101613/0001 - December 2016

Name or company name	Yorkshire Smiles Limited
Contract type name	GDS Contract
Purpose of contract	General
Contract start date	01/07/2012
Contract end date	

16/17 Contracted general activity (UDA)	16,867
Carry forward general activity (UDA)	0
16/17 Contracted orthodontic activity (UOA)	0
Carry forward orthodontic activity (UOA)	0
Baseline contract value	£467,562.60

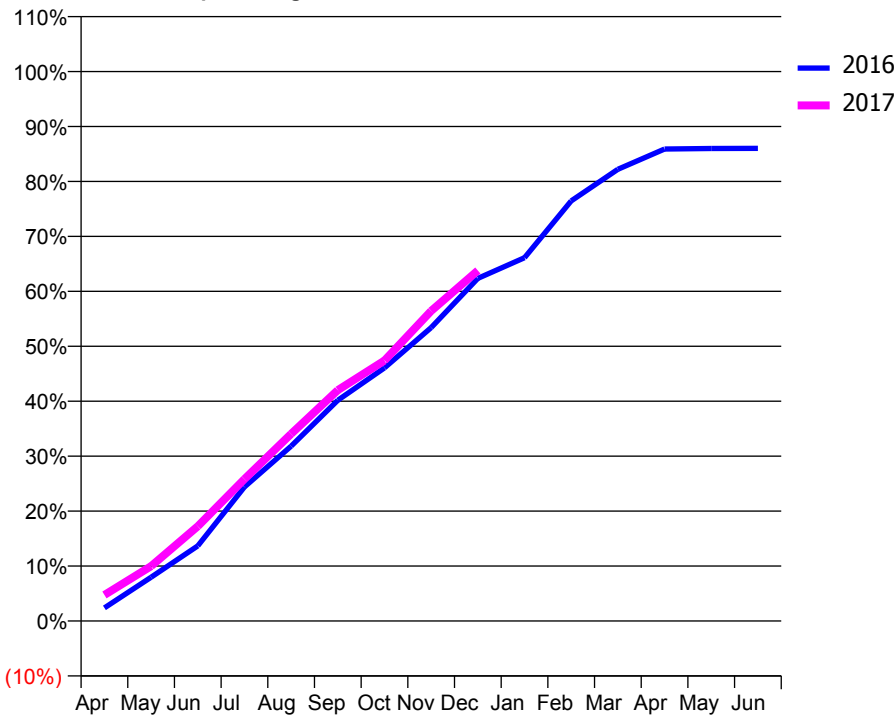
### ACCESS\*

Patients seen in 24 months	Total	Change since previous quarter
Quarter ending December 2015	3,854	
Quarter ending March 2016	3,822	→
Quarter ending June 2016	3,811	→
Quarter ending September 2016	3,802	→
Quarter ending December 2016	3,788	→
<b>Variance since December 2015</b>	<b>(1.7%)</b>	<b>↓</b>



### ACTIVITY

Cumulative percentage of contracted UDA delivered 2016 & 2017



Month	Adjusted Scheduled Activity (UDA)	
	2016	2017
April	432	801
May	1,446	1,685
June	2,478	2,909
July	4,426	4,358
August	5,770	5,743
September	7,285	7,086
October	8,354	7,995
November	9,681	9,520
December	11,309	10,760
January	11,988	
February	13,862	
March	14,905	
April	15,574	
May	15,592	
June	15,597	

### QUALITY

	Quantity	Base Number	Contract	AT	Region	England
% of FP17s for the same patient ID Re-attending within 3 months - Children	104	847	12.3%	10.7%	13.4%	12.4%
% of FP17s for the same patient ID Re-attending within 3 months - Adults	668	3,667	18.2%	15.4%	17.3%	16.6%
% of FP17s for the same patient ID Re-attending between 3 & 9 months - Children	509	847	60.1%	58.5%	58.9%	57.5%
% of FP17s for the same patient ID Re-attending between 3 & 9 months - Adults	2,007	3,667	54.7%	52.8%	52.5%	50.4%
% of FP17s for Band 1 Urgent Courses	177	4,266	4.1%	7.6%	9.3%	9.1%
% of FP17s Relating to Free Repair or Replacements	88	4,266	2.1%	1.3%	1.0%	0.8%
% of FP17s Relating to Continuations	194	4,266	4.5%	1.6%	1.5%	1.3%
% of Patients satisfied with the dentistry they have received	8	8	N/A	94.2%	93.1%	92.7%
% of Patients satisfied with the time they had to wait for an appointment	8	8	N/A	89.1%	89.8%	88.8%

\* This is based on patients treated on this contract for their most recent course of treatment. Figures in italics indicate the base number of FP17s or Patient Questionnaire responses are less than 100. N/A is shown where the base number of responses is less than 10 during the period. % is calculated as Quantity/Base number\*100

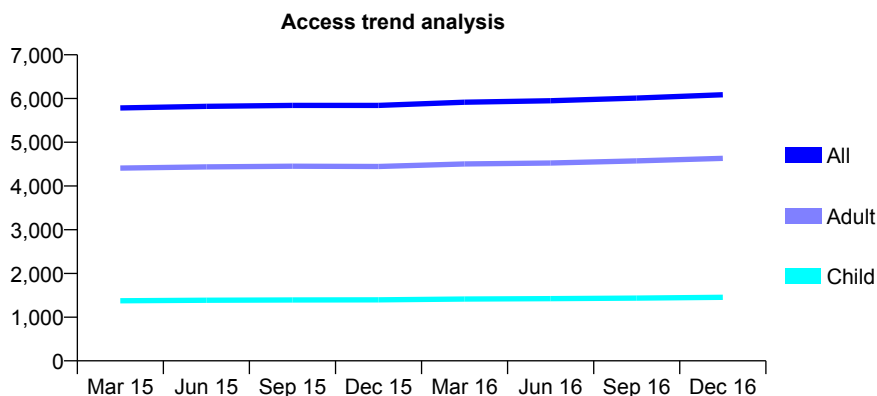
## Q51 - Vital Signs At a Glance Contract Report for 102334/0001 - December 2016

Name or company name	157 Dental Care Limited
Contract type name	GDS Contract
Purpose of contract	General
Contract start date	01/11/2010
Contract end date	

16/17 Contracted general activity (UDA)	17,639
Carry forward general activity (UDA)	648
16/17 Contracted orthodontic activity (UOA)	0
Carry forward orthodontic activity (UOA)	0
Baseline contract value	£496,017.52

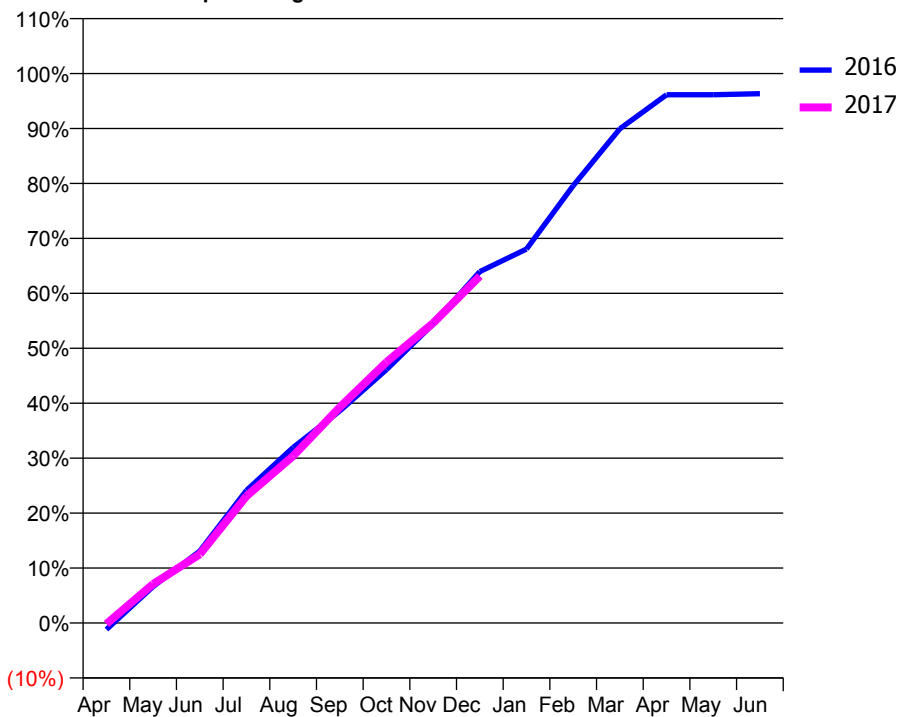
### ACCESS\*

Patients seen in 24 months	Total	Change since previous quarter
Quarter ending December 2015	5,842	
Quarter ending March 2016	5,917	→
Quarter ending June 2016	5,948	→
Quarter ending September 2016	6,010	→
Quarter ending December 2016	6,086	→
<b>Variance since December 2015</b>	<b>4.2%</b>	<b>↑</b>



### ACTIVITY

Cumulative percentage of contracted UDA delivered 2016 & 2017



Month	Adjusted Scheduled Activity (UDA)	
	2016	2017
April	-210	-31
May	1,171	1,251
June	2,311	2,207
July	4,256	4,073
August	5,635	5,362
September	6,808	6,928
October	8,134	8,376
November	9,599	9,629
December	11,281	11,135
January	12,003	
February	14,037	
March	15,865	
April	16,959	
May	16,959	
June	16,991	

### QUALITY

	Quantity	Base Number	Contract	AT	Region	England
% of FP17s for the same patient ID Re-attending within 3 months - Children	217	1,775	12.2%	10.7%	13.4%	12.4%
% of FP17s for the same patient ID Re-attending within 3 months - Adults	569	4,114	13.8%	15.4%	17.3%	16.6%
% of FP17s for the same patient ID Re-attending between 3 & 9 months - Children	1,057	1,775	59.5%	58.5%	58.9%	57.5%
% of FP17s for the same patient ID Re-attending between 3 & 9 months - Adults	1,663	4,114	40.4%	52.8%	52.5%	50.4%
% of FP17s for Band 1 Urgent Courses	564	5,472	10.3%	7.6%	9.3%	9.1%
% of FP17s Relating to Free Repair or Replacements	86	5,472	1.6%	1.3%	1.0%	0.8%
% of FP17s Relating to Continuations	108	5,472	2.0%	1.6%	1.5%	1.3%
% of Patients satisfied with the dentistry they have received	11	11	100.0%	94.2%	93.1%	92.7%
% of Patients satisfied with the time they had to wait for an appointment	11	11	100.0%	89.1%	89.8%	88.8%

\* This is based on patients treated on this contract for their most recent course of treatment. Figures in italics indicate the base number of FP17s or Patient Questionnaire responses are less than 100. N/A is shown where the base number of responses is less than 10 during the period. % is calculated as Quantity/Base number\*100

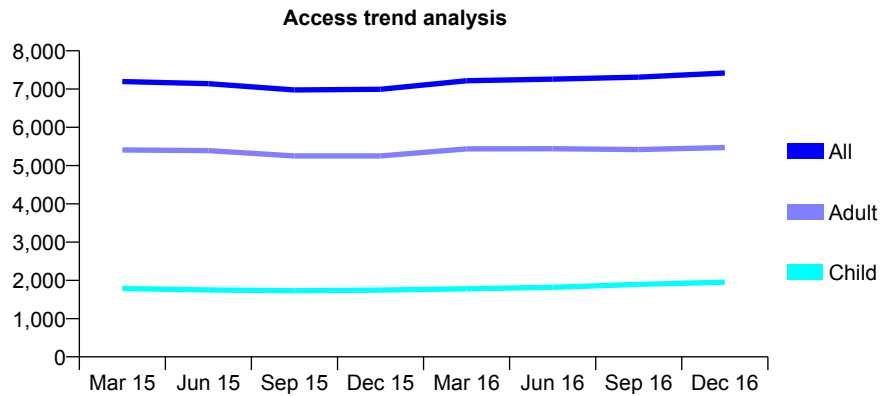
## Q51 - Vital Signs At a Glance Contract Report for 104221/0001 - December 2016

Name or company name	Hoyland Family Dental Centre
Contract type name	GDS Contract
Purpose of contract	General
Contract start date	01/01/2009
Contract end date	

16/17 Contracted general activity (UDA)	24,001
Carry forward general activity (UDA)	185
16/17 Contracted orthodontic activity (UOA)	0
Carry forward orthodontic activity (UOA)	0
Baseline contract value	£665,418.42

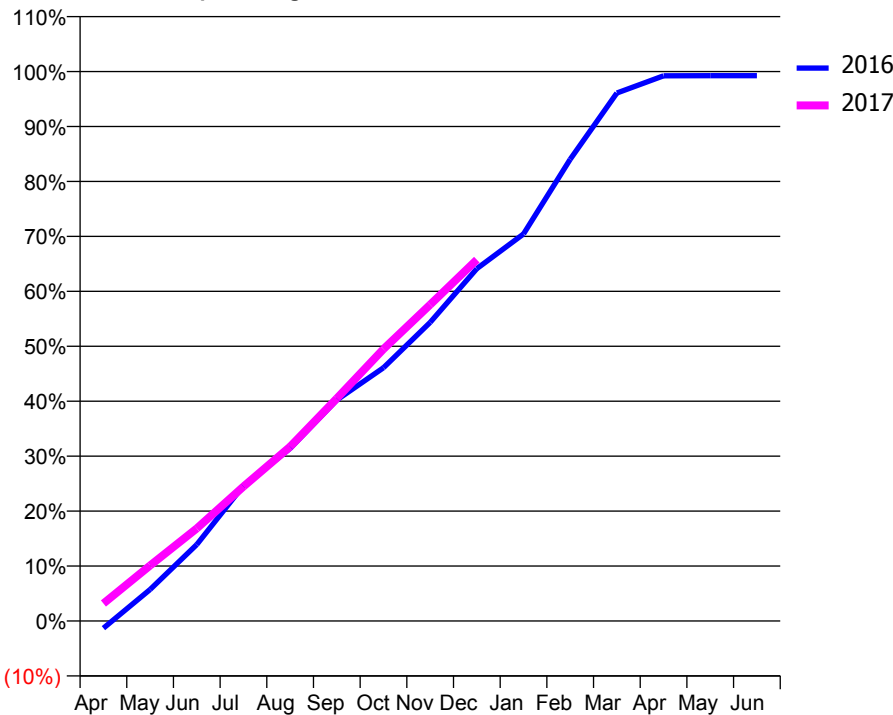
### ACCESS\*

Patients seen in 24 months	Total	Change since previous quarter
Quarter ending December 2015	6,994	
Quarter ending March 2016	7,216	↑
Quarter ending June 2016	7,258	→
Quarter ending September 2016	7,312	→
Quarter ending December 2016	7,420	→
<b>Variance since December 2015</b>	<b>6.1%</b>	<b>↑</b>



### ACTIVITY

Cumulative percentage of contracted UDA delivered 2016 & 2017



Month	Adjusted Scheduled Activity (UDA)	
	2016	2017
April	-318	766
May	1,380	2,426
June	3,340	4,043
July	5,917	5,871
August	7,537	7,612
September	9,656	9,723
October	11,063	11,876
November	13,041	13,817
December	15,392	15,779
January	16,903	
February	20,167	
March	23,060	
April	23,813	
May	23,816	
June	23,816	

### QUALITY

	Quantity	Base Number	Contract	AT	Region	England
% of FP17s for the same patient ID Re-attending within 3 months - Children	134	2,034	6.6%	10.7%	13.4%	12.4%
% of FP17s for the same patient ID Re-attending within 3 months - Adults	603	5,237	11.5%	15.4%	17.3%	16.6%
% of FP17s for the same patient ID Re-attending between 3 & 9 months - Children	1,120	2,034	55.1%	58.5%	58.9%	57.5%
% of FP17s for the same patient ID Re-attending between 3 & 9 months - Adults	2,864	5,237	54.7%	52.8%	52.5%	50.4%
% of FP17s for Band 1 Urgent Courses	349	6,928	5.0%	7.6%	9.3%	9.1%
% of FP17s Relating to Free Repair or Replacements	56	6,928	0.8%	1.3%	1.0%	0.8%
% of FP17s Relating to Continuations	127	6,928	1.8%	1.6%	1.5%	1.3%
% of Patients satisfied with the dentistry they have received	12	12	100.0%	94.2%	93.1%	92.7%
% of Patients satisfied with the time they had to wait for an appointment	11	12	91.7%	89.1%	89.8%	88.8%

\* This is based on patients treated on this contract for their most recent course of treatment. Figures in italics indicate the base number of FP17s or Patient Questionnaire responses are less than 100. N/A is shown where the base number of responses is less than 10 during the period. % is calculated as Quantity/Base number\*100

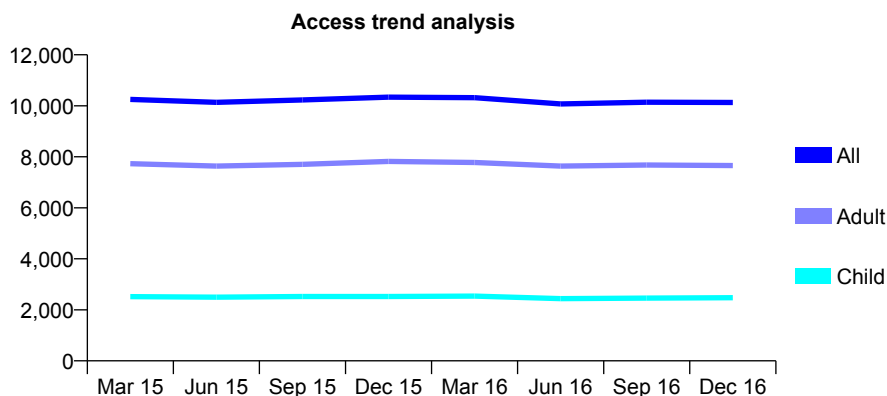
## Q51 - Vital Signs At a Glance Contract Report for 108022/0001 - December 2016

Name or company name	P B Robinson Doncaster Ltd
Contract type name	GDS Contract
Purpose of contract	General
Contract start date	01/10/2011
Contract end date	

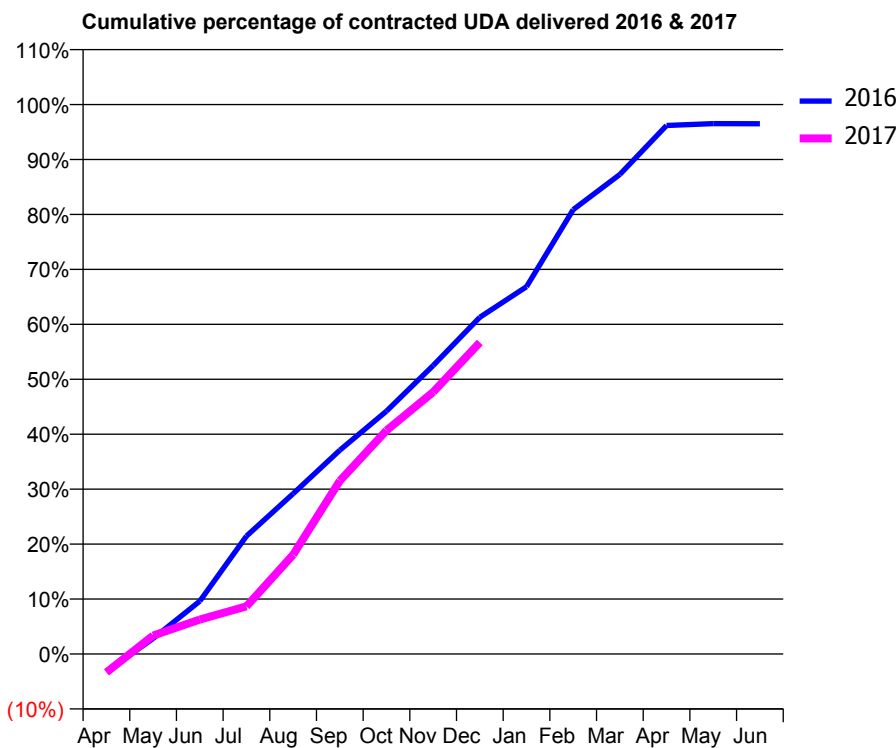
16/17 Contracted general activity (UDA)	28,644
Carry forward general activity (UDA)	1,001
16/17 Contracted orthodontic activity (UOA)	0
Carry forward orthodontic activity (UOA)	0
Baseline contract value	£810,576.30

### ACCESS\*

Patients seen in 24 months	Total	Change since previous quarter
Quarter ending December 2015	10,341	
Quarter ending March 2016	10,319	→
Quarter ending June 2016	10,073	↓
Quarter ending September 2016	10,139	→
Quarter ending December 2016	10,130	→
<b>Variance since December 2015</b>	<b>(2.0%)</b>	<b>↓</b>



### ACTIVITY



Month	Adjusted Scheduled Activity (UDA)	
	2016	2017
April	-931	-963
May	813	965
June	2,759	1,799
July	6,149	2,485
August	8,358	5,178
September	10,627	9,025
October	12,664	11,650
November	15,042	13,654
December	17,558	16,238
January	19,147	
February	23,167	
March	25,002	
April	27,553	
May	27,651	
June	27,643	

### QUALITY

	Quantity	Base Number	Contract	AT	Region	England
% of FP17s for the same patient ID Re-attending within 3 months - Children	173	2,162	8.0%	10.7%	13.4%	12.4%
% of FP17s for the same patient ID Re-attending within 3 months - Adults	832	6,633	12.5%	15.4%	17.3%	16.6%
% of FP17s for the same patient ID Re-attending between 3 & 9 months - Children	1,046	2,162	48.4%	58.5%	58.9%	57.5%
% of FP17s for the same patient ID Re-attending between 3 & 9 months - Adults	2,935	6,633	44.2%	52.8%	52.5%	50.4%
% of FP17s for Band 1 Urgent Courses	621	7,577	8.2%	7.6%	9.3%	9.1%
% of FP17s Relating to Free Repair or Replacements	96	7,577	1.3%	1.3%	1.0%	0.8%
% of FP17s Relating to Continuations	107	7,577	1.4%	1.6%	1.5%	1.3%
% of Patients satisfied with the dentistry they have received	14	14	100.0%	94.2%	93.1%	92.7%
% of Patients satisfied with the time they had to wait for an appointment	10	14	71.4%	89.1%	89.8%	88.8%

\* This is based on patients treated on this contract for their most recent course of treatment. Figures in italics indicate the base number of FP17s or Patient Questionnaire responses are less than 100. N/A is shown where the base number of responses is less than 10 during the period. % is calculated as Quantity/Base number\*100

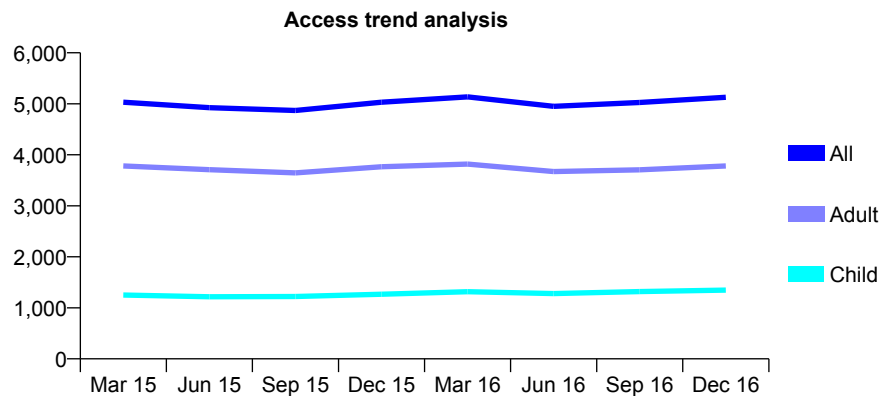
## Q51 - Vital Signs At a Glance Contract Report for 108022/0002 - December 2016

Name or company name	P B Robinson Doncaster Ltd
Contract type name	GDS Contract
Purpose of contract	General
Contract start date	01/10/2011
Contract end date	

16/17 Contracted general activity (UDA)	14,348
Carry forward general activity (UDA)	-188
16/17 Contracted orthodontic activity (UOA)	0
Carry forward orthodontic activity (UOA)	0
Baseline contract value	£406,081.81

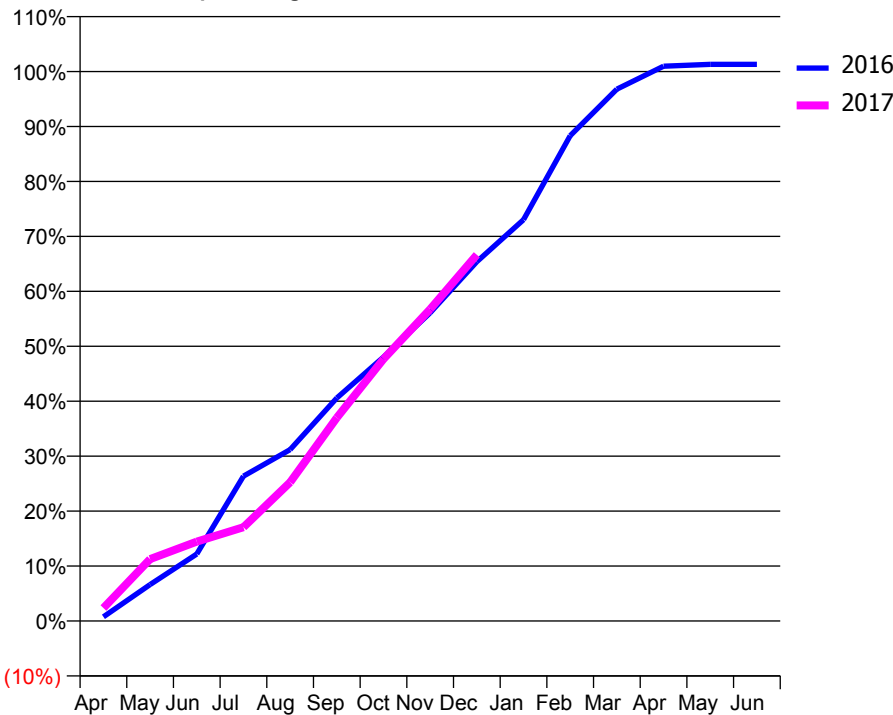
### ACCESS\*

Patients seen in 24 months	Total	Change since previous quarter
Quarter ending December 2015	5,031	
Quarter ending March 2016	5,136	↑
Quarter ending June 2016	4,950	↓
Quarter ending September 2016	5,026	→
Quarter ending December 2016	5,129	↑
<b>Variance since December 2015</b>	<b>1.9%</b>	<b>→</b>



### ACTIVITY

Cumulative percentage of contracted UDA delivered 2016 & 2017



Month	Adjusted Scheduled Activity (UDA)	
	2016	2017
April	109	340
May	953	1,619
June	1,750	2,072
July	3,782	2,448
August	4,475	3,624
September	5,825	5,307
October	6,892	6,841
November	8,049	8,142
December	9,381	9,562
January	10,480	
February	12,673	
March	13,886	
April	14,485	
May	14,533	
June	14,536	

### QUALITY

	Quantity	Base Number	Contract	AT	Region	England
% of FP17s for the same patient ID Re-attending within 3 months - Children	84	1,180	7.1%	10.7%	13.4%	12.4%
% of FP17s for the same patient ID Re-attending within 3 months - Adults	324	3,198	10.1%	15.4%	17.3%	16.6%
% of FP17s for the same patient ID Re-attending between 3 & 9 months - Children	558	1,180	47.3%	58.5%	58.9%	57.5%
% of FP17s for the same patient ID Re-attending between 3 & 9 months - Adults	1,487	3,198	46.5%	52.8%	52.5%	50.4%
% of FP17s for Band 1 Urgent Courses	377	4,110	9.2%	7.6%	9.3%	9.1%
% of FP17s Relating to Free Repair or Replacements	14	4,110	0.3%	1.3%	1.0%	0.8%
% of FP17s Relating to Continuations	14	4,110	0.3%	1.6%	1.5%	1.3%
% of Patients satisfied with the dentistry they have received	8	9	N/A	94.2%	93.1%	92.7%
% of Patients satisfied with the time they had to wait for an appointment	8	9	N/A	89.1%	89.8%	88.8%

\* This is based on patients treated on this contract for their most recent course of treatment. Figures in italics indicate the base number of FP17s or Patient Questionnaire responses are less than 100. N/A is shown where the base number of responses is less than 10 during the period. % is calculated as Quantity/Base number\*100

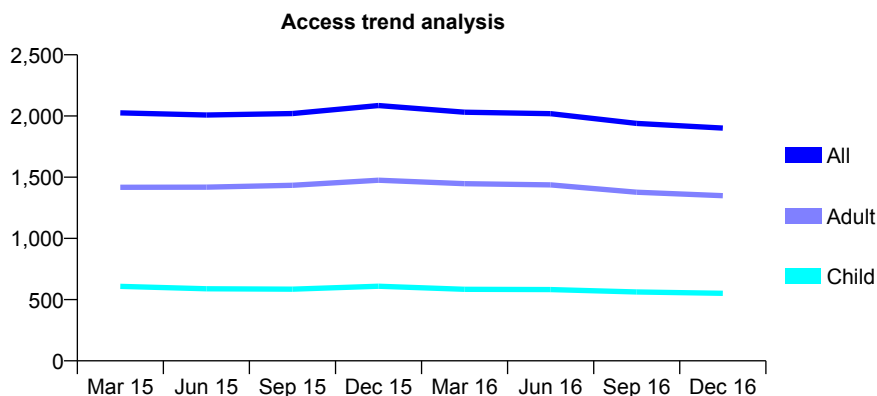
## Q51 - Vital Signs At a Glance Contract Report for 108022/0003 - December 2016

Name or company name	P B Robinson Doncaster Ltd
Contract type name	GDS Contract
Purpose of contract	General
Contract start date	01/10/2011
Contract end date	

16/17 Contracted general activity (UDA)	4,696
Carry forward general activity (UDA)	-91
16/17 Contracted orthodontic activity (UOA)	0
Carry forward orthodontic activity (UOA)	0
Baseline contract value	£132,887.62

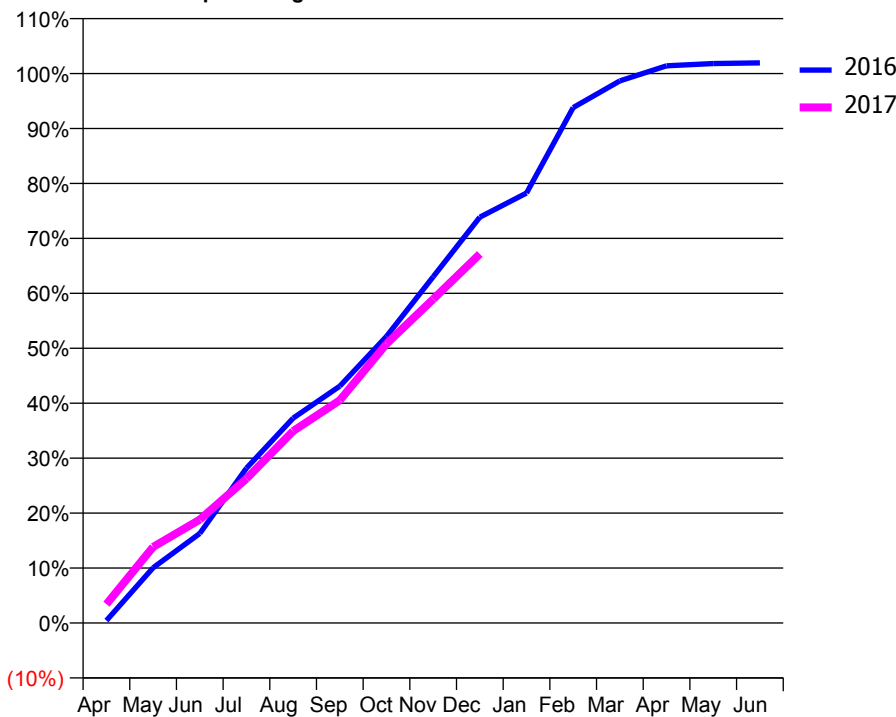
### ACCESS\*

Patients seen in 24 months	Total	Change since previous quarter
Quarter ending December 2015	2,085	
Quarter ending March 2016	2,031	↓
Quarter ending June 2016	2,019	→
Quarter ending September 2016	1,940	↓
Quarter ending December 2016	1,901	↓
<b>Variance since December 2015</b>	<b>(8.8%)</b>	<b>↓</b>



### ACTIVITY

Cumulative percentage of contracted UDA delivered 2016 & 2017



Month	Adjusted Scheduled Activity (UDA)	
	2016	2017
April	21	162
May	472	650
June	766	884
July	1,324	1,234
August	1,751	1,640
September	2,024	1,904
October	2,450	2,385
November	2,959	2,767
December	3,468	3,154
January	3,674	
February	4,405	
March	4,633	
April	4,762	
May	4,781	
June	4,787	

### QUALITY

	Quantity	Base Number	Contract	AT	Region	England
% of FP17s for the same patient ID Re-attending within 3 months - Children	26	439	5.9%	10.7%	13.4%	12.4%
% of FP17s for the same patient ID Re-attending within 3 months - Adults	142	1,140	12.5%	15.4%	17.3%	16.6%
% of FP17s for the same patient ID Re-attending between 3 & 9 months - Children	222	439	50.6%	58.5%	58.9%	57.5%
% of FP17s for the same patient ID Re-attending between 3 & 9 months - Adults	587	1,140	51.5%	52.8%	52.5%	50.4%
% of FP17s for Band 1 Urgent Courses	99	1,475	6.7%	7.6%	9.3%	9.1%
% of FP17s Relating to Free Repair or Replacements	16	1,475	1.1%	1.3%	1.0%	0.8%
% of FP17s Relating to Continuations	26	1,475	1.8%	1.6%	1.5%	1.3%
% of Patients satisfied with the dentistry they have received	1	1	N/A	94.2%	93.1%	92.7%
% of Patients satisfied with the time they had to wait for an appointment	1	1	N/A	89.1%	89.8%	88.8%

\* This is based on patients treated on this contract for their most recent course of treatment. Figures in italics indicate the base number of FP17s or Patient Questionnaire responses are less than 100. N/A is shown where the base number of responses is less than 10 during the period. % is calculated as Quantity/Base number\*100



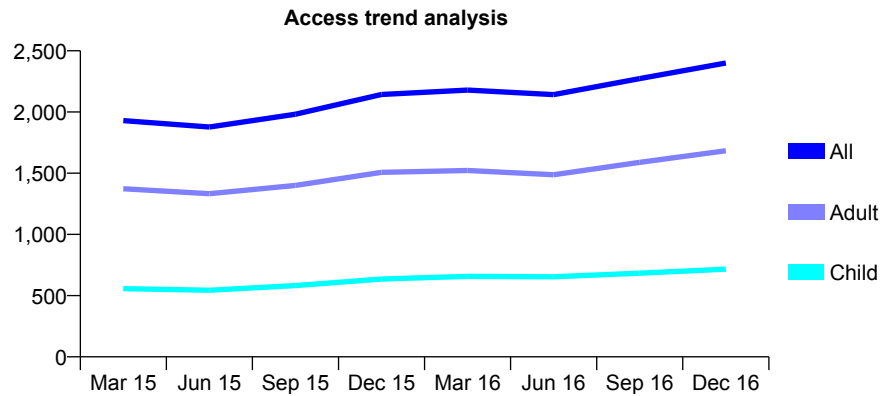
## Q51 - Vital Signs At a Glance Contract Report for 108022/0004 - December 2016

Name or company name	P B Robinson Doncaster Ltd
Contract type name	GDS Contract
Purpose of contract	General
Contract start date	01/10/2011
Contract end date	

16/17 Contracted general activity (UDA)	6,618
Carry forward general activity (UDA)	-132
16/17 Contracted orthodontic activity (UOA)	0
Carry forward orthodontic activity (UOA)	0
Baseline contract value	£187,278.10

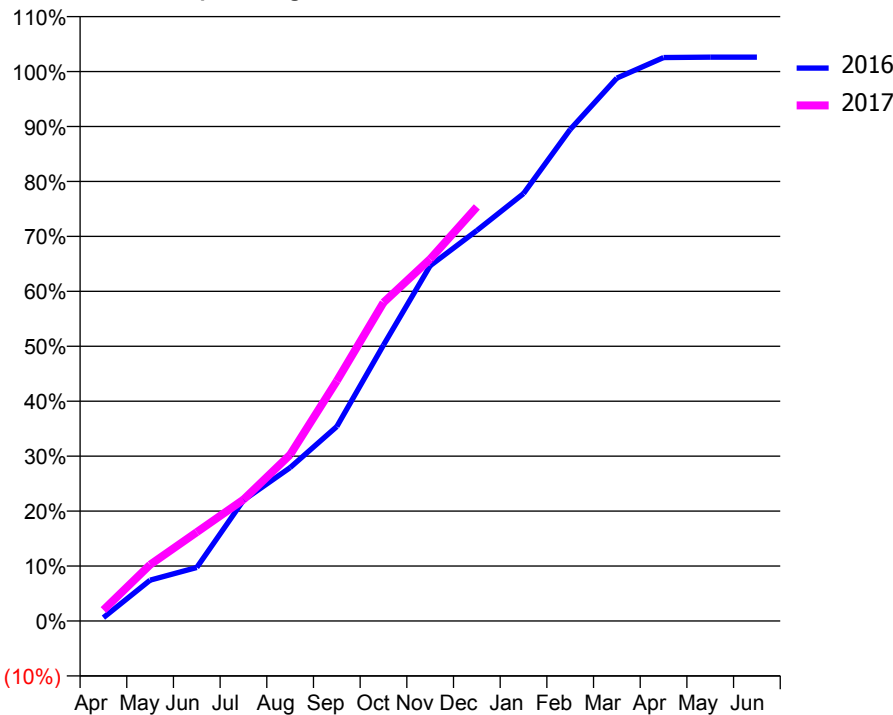
### ACCESS\*

Patients seen in 24 months	Total	Change since previous quarter
Quarter ending December 2015	2,143	
Quarter ending March 2016	2,179	→
Quarter ending June 2016	2,142	↓
Quarter ending September 2016	2,273	↑
Quarter ending December 2016	2,400	↑
<b>Variance since December 2015</b>	<b>12.0%</b>	<b>↑</b>



### ACTIVITY

Cumulative percentage of contracted UDA delivered 2016 & 2017



Month	Adjusted Scheduled Activity (UDA)	
	2016	2017
April	41	132
May	493	678
June	645	1,070
July	1,454	1,462
August	1,847	2,003
September	2,342	2,891
October	3,324	3,836
November	4,279	4,359
December	4,703	4,988
January	5,148	
February	5,921	
March	6,538	
April	6,786	
May	6,790	
June	6,790	

### QUALITY

	Quantity	Base Number	Contract	AT	Region	England
% of FP17s for the same patient ID Re-attending within 3 months - Children	65	630	10.3%	10.7%	13.4%	12.4%
% of FP17s for the same patient ID Re-attending within 3 months - Adults	171	1,435	11.9%	15.4%	17.3%	16.6%
% of FP17s for the same patient ID Re-attending between 3 & 9 months - Children	247	630	39.2%	58.5%	58.9%	57.5%
% of FP17s for the same patient ID Re-attending between 3 & 9 months - Adults	559	1,435	39.0%	52.8%	52.5%	50.4%
% of FP17s for Band 1 Urgent Courses	171	1,938	8.8%	7.6%	9.3%	9.1%
% of FP17s Relating to Free Repair or Replacements	26	1,938	1.3%	1.3%	1.0%	0.8%
% of FP17s Relating to Continuations	24	1,938	1.2%	1.6%	1.5%	1.3%
% of Patients satisfied with the dentistry they have received	4	4	N/A	94.2%	93.1%	92.7%
% of Patients satisfied with the time they had to wait for an appointment	4	4	N/A	89.1%	89.8%	88.8%

\* This is based on patients treated on this contract for their most recent course of treatment. Figures in italics indicate the base number of FP17s or Patient Questionnaire responses are less than 100. N/A is shown where the base number of responses is less than 10 during the period. % is calculated as Quantity/Base number\*100

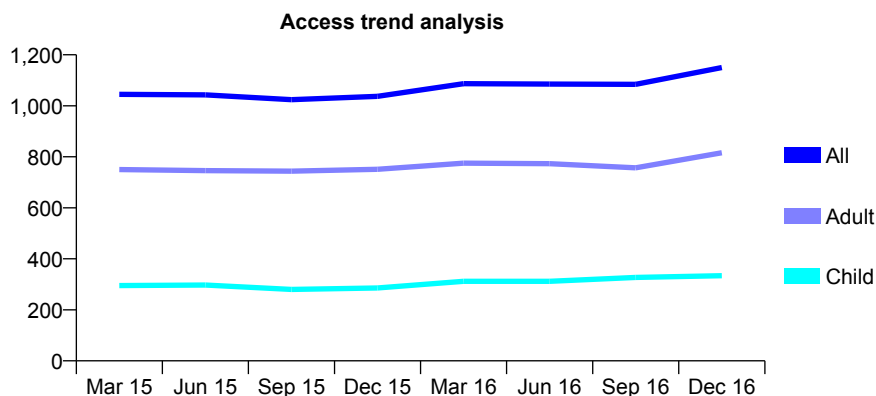
## Q51 - Vital Signs At a Glance Contract Report for 108022/0005 - December 2016

Name or company name	P B Robinson Doncaster Ltd
Contract type name	GDS Contract
Purpose of contract	General
Contract start date	01/11/2011
Contract end date	

16/17 Contracted general activity (UDA)	3,346
Carry forward general activity (UDA)	26
16/17 Contracted orthodontic activity (UOA)	0
Carry forward orthodontic activity (UOA)	0
Baseline contract value	£86,701.81

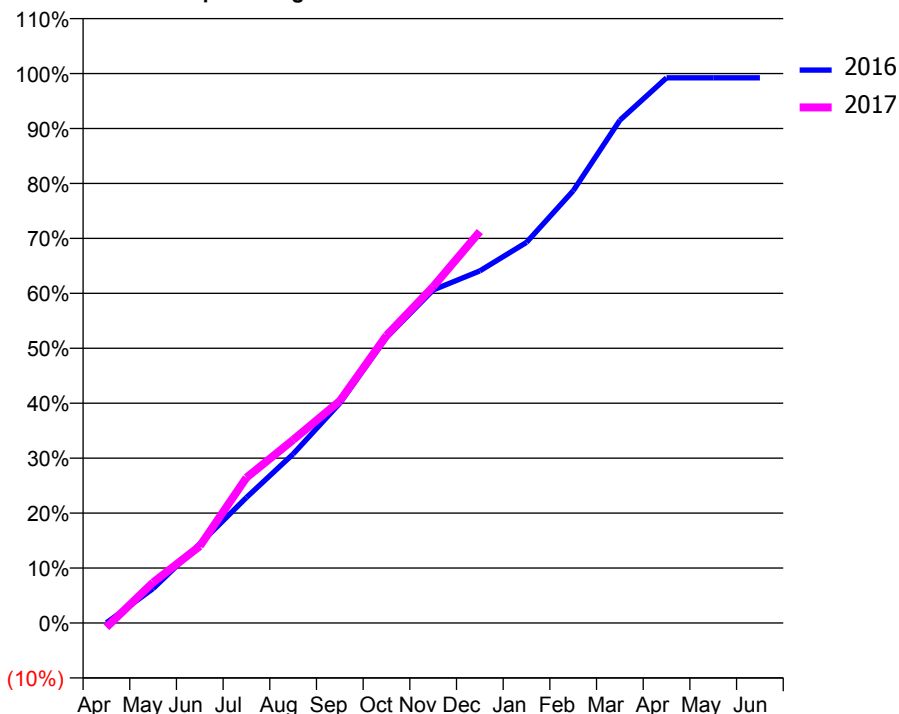
### ACCESS\*

Patients seen in 24 months	Total	Change since previous quarter
Quarter ending December 2015	1,037	
Quarter ending March 2016	1,087	↑
Quarter ending June 2016	1,085	→
Quarter ending September 2016	1,084	→
Quarter ending December 2016	1,150	↑
<b>Variance since December 2015</b>	<b>10.9%</b>	<b>↑</b>



### ACTIVITY

Cumulative percentage of contracted UDA delivered 2016 & 2017



Month	Adjusted Scheduled Activity (UDA)	
	2016	2017
April	1	-26
May	210	247
June	482	468
July	765	885
August	1,029	1,116
September	1,338	1,352
October	1,739	1,751
November	2,028	2,049
December	2,144	2,384
January	2,317	
February	2,632	
March	3,061	
April	3,320	
May	3,320	
June	3,320	

### QUALITY

	Quantity	Base Number	Contract	AT	Region	England
% of FP17s for the same patient ID Re-attending within 3 months - Children	60	339	17.7%	10.7%	13.4%	12.4%
% of FP17s for the same patient ID Re-attending within 3 months - Adults	92	699	13.2%	15.4%	17.3%	16.6%
% of FP17s for the same patient ID Re-attending between 3 & 9 months - Children	108	339	31.9%	58.5%	58.9%	57.5%
% of FP17s for the same patient ID Re-attending between 3 & 9 months - Adults	251	699	35.9%	52.8%	52.5%	50.4%
% of FP17s for Band 1 Urgent Courses	69	923	7.5%	7.6%	9.3%	9.1%
% of FP17s Relating to Free Repair or Replacements	14	923	1.5%	1.3%	1.0%	0.8%
% of FP17s Relating to Continuations	12	923	1.3%	1.6%	1.5%	1.3%
% of Patients satisfied with the dentistry they have received	3	3	N/A	94.2%	93.1%	92.7%
% of Patients satisfied with the time they had to wait for an appointment	3	3	N/A	89.1%	89.8%	88.8%

\* This is based on patients treated on this contract for their most recent course of treatment. Figures in italics indicate the base number of FP17s or Patient Questionnaire responses are less than 100. N/A is shown where the base number of responses is less than 10 during the period. % is calculated as Quantity/Base number\*100

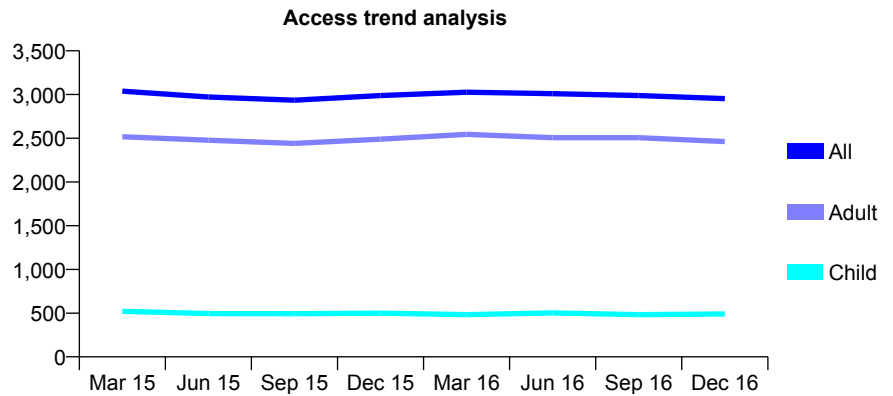
## Q51 - Vital Signs At a Glance Contract Report for 108022/0006 - December 2016

Name or company name	P B Robinson Doncaster Ltd
Contract type name	GDS Contract
Purpose of contract	General
Contract start date	01/11/2011
Contract end date	

16/17 Contracted general activity (UDA)	8,800
Carry forward general activity (UDA)	0
16/17 Contracted orthodontic activity (UOA)	0
Carry forward orthodontic activity (UOA)	0
Baseline contract value	£248,997.38

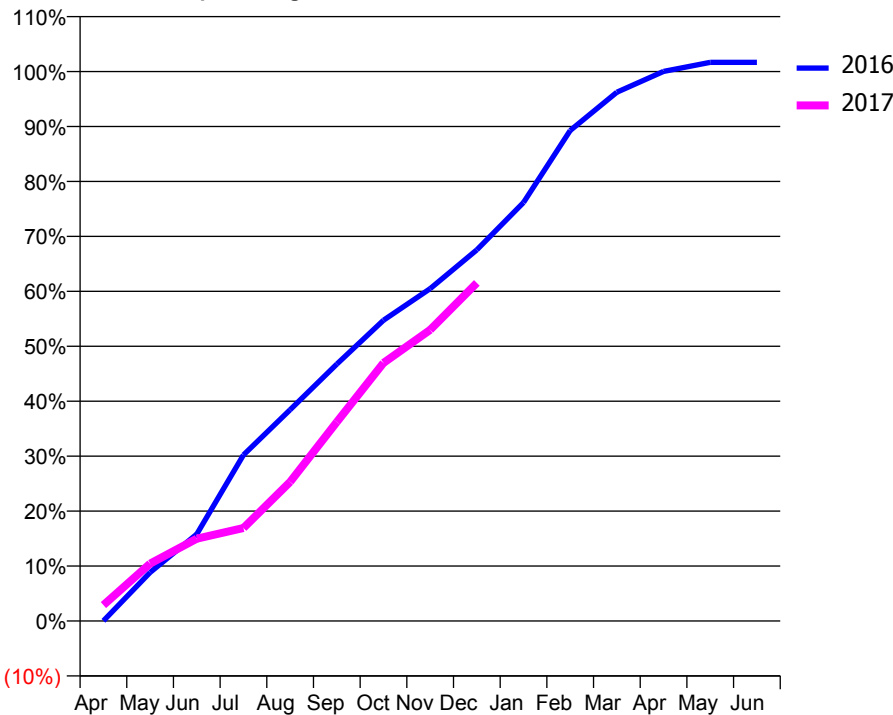
### ACCESS\*

Patients seen in 24 months	Total	Change since previous quarter
Quarter ending December 2015	2,989	
Quarter ending March 2016	3,027	→
Quarter ending June 2016	3,009	→
Quarter ending September 2016	2,989	→
Quarter ending December 2016	2,953	↓
<b>Variance since December 2015</b>	<b>(1.2%)</b>	<b>↓</b>



### ACTIVITY

Cumulative percentage of contracted UDA delivered 2016 & 2017



Month	Adjusted Scheduled Activity (UDA)	
	2016	2017
April	3	256
May	778	920
June	1,391	1,318
July	2,660	1,489
August	3,384	2,228
September	4,114	3,188
October	4,817	4,133
November	5,322	4,662
December	5,945	5,414
January	6,703	
February	7,855	
March	8,469	
April	8,802	
May	8,946	
June	8,947	

### QUALITY

	Quantity	Base Number	Contract	AT	Region	England
% of FP17s for the same patient ID Re-attending within 3 months - Children	20	394	5.1%	10.7%	13.4%	12.4%
% of FP17s for the same patient ID Re-attending within 3 months - Adults	244	1,959	12.5%	15.4%	17.3%	16.6%
% of FP17s for the same patient ID Re-attending between 3 & 9 months - Children	153	394	38.8%	58.5%	58.9%	57.5%
% of FP17s for the same patient ID Re-attending between 3 & 9 months - Adults	848	1,959	43.3%	52.8%	52.5%	50.4%
% of FP17s for Band 1 Urgent Courses	242	2,126	11.4%	7.6%	9.3%	9.1%
% of FP17s Relating to Free Repair or Replacements	20	2,126	0.9%	1.3%	1.0%	0.8%
% of FP17s Relating to Continuations	20	2,126	0.9%	1.6%	1.5%	1.3%
% of Patients satisfied with the dentistry they have received	6	6	N/A	94.2%	93.1%	92.7%
% of Patients satisfied with the time they had to wait for an appointment	6	6	N/A	89.1%	89.8%	88.8%

\* This is based on patients treated on this contract for their most recent course of treatment. Figures in italics indicate the base number of FP17s or Patient Questionnaire responses are less than 100. N/A is shown where the base number of responses is less than 10 during the period. % is calculated as Quantity/Base number\*100

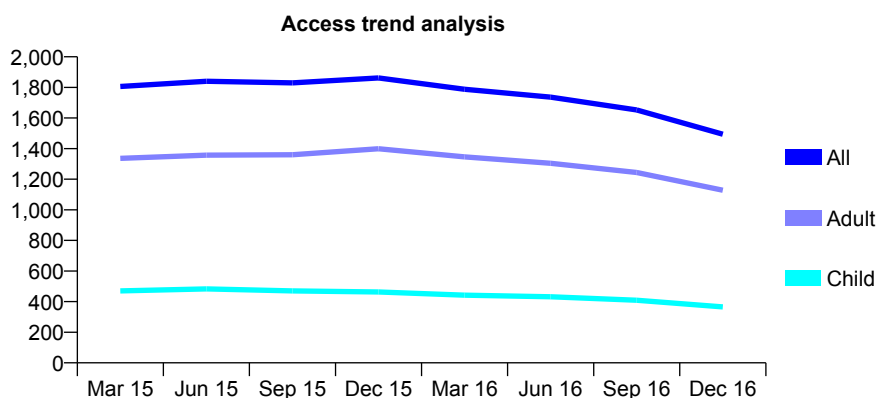
## Q51 - Vital Signs At a Glance Contract Report for 108022/0007 - December 2016

Name or company name	P B Robinson Doncaster Ltd
Contract type name	GDS Contract
Purpose of contract	General
Contract start date	01/02/2013
Contract end date	

16/17 Contracted general activity (UDA)	5,120
Carry forward general activity (UDA)	133
16/17 Contracted orthodontic activity (UOA)	0
Carry forward orthodontic activity (UOA)	0
Baseline contract value	£161,424.01

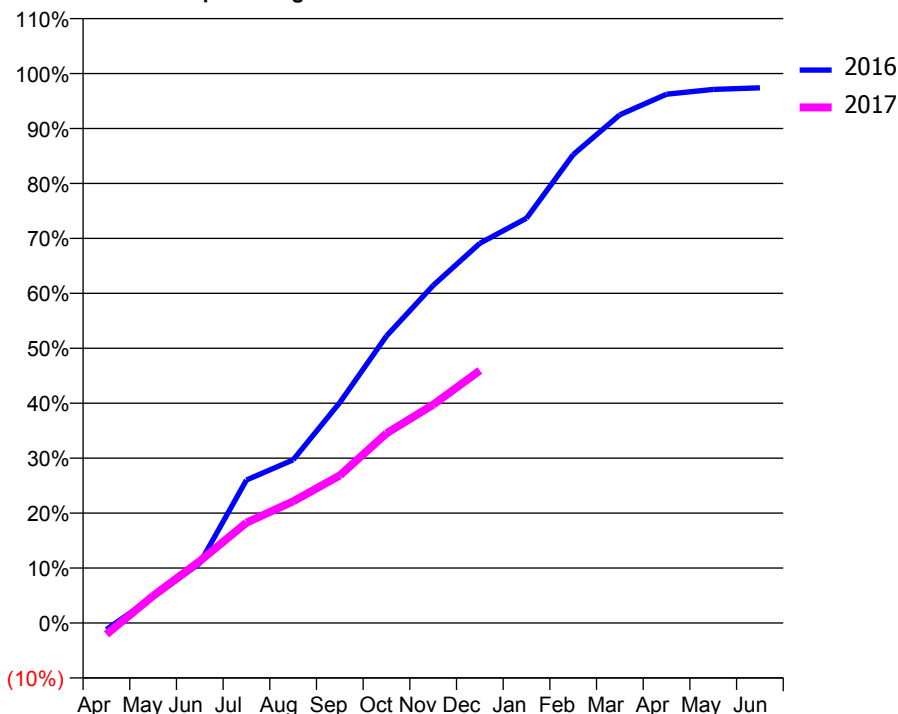
### ACCESS\*

Patients seen in 24 months	Total	Change since previous quarter
Quarter ending December 2015	1,862	
Quarter ending March 2016	1,788	↓
Quarter ending June 2016	1,736	↓
Quarter ending September 2016	1,653	↓
Quarter ending December 2016	1,494	↓
<b>Variance since December 2015</b>	<b>(19.8%)</b>	<b>↓</b>



### ACTIVITY

Cumulative percentage of contracted UDA delivered 2016 & 2017



Adjusted Scheduled Activity (UDA)

Month	2016	2017
April	-61	-106
May	243	253
June	557	577
July	1,333	935
August	1,520	1,134
September	2,054	1,375
October	2,675	1,767
November	3,145	2,034
December	3,538	2,352
January	3,772	
February	4,365	
March	4,736	
April	4,928	
May	4,972	
June	4,987	

### QUALITY

	Quantity	Base Number	Contract	AT	Region	England
% of FP17s for the same patient ID Re-attending within 3 months - Children	12	243	4.9%	10.7%	13.4%	12.4%
% of FP17s for the same patient ID Re-attending within 3 months - Adults	71	803	8.8%	15.4%	17.3%	16.6%
% of FP17s for the same patient ID Re-attending between 3 & 9 months - Children	96	243	39.5%	58.5%	58.9%	57.5%
% of FP17s for the same patient ID Re-attending between 3 & 9 months - Adults	406	803	50.6%	52.8%	52.5%	50.4%
% of FP17s for Band 1 Urgent Courses	36	944	3.8%	7.6%	9.3%	9.1%
% of FP17s Relating to Free Repair or Replacements	17	944	1.8%	1.3%	1.0%	0.8%
% of FP17s Relating to Continuations	6	944	0.6%	1.6%	1.5%	1.3%
% of Patients satisfied with the dentistry they have received	1	1	N/A	94.2%	93.1%	92.7%
% of Patients satisfied with the time they had to wait for an appointment	1	1	N/A	89.1%	89.8%	88.8%

\* This is based on patients treated on this contract for their most recent course of treatment. Figures in italics indicate the base number of FP17s or Patient Questionnaire responses are less than 100. N/A is shown where the base number of responses is less than 10 during the period. % is calculated as Quantity/Base number\*100

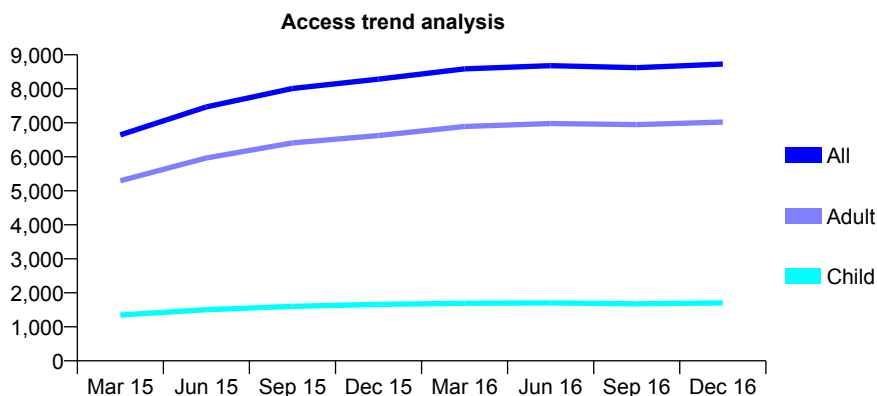
## Q51 - Vital Signs At a Glance Contract Report for 109134/0001 - December 2016

Name or company name	Number 9 Dental Care Ltd
Contract type name	GDS Contract
Purpose of contract	General
Contract start date	01/06/2014
Contract end date	

16/17 Contracted general activity (UDA)	27,894
Carry forward general activity (UDA)	0
16/17 Contracted orthodontic activity (UOA)	0
Carry forward orthodontic activity (UOA)	0
Baseline contract value	£780,711.98

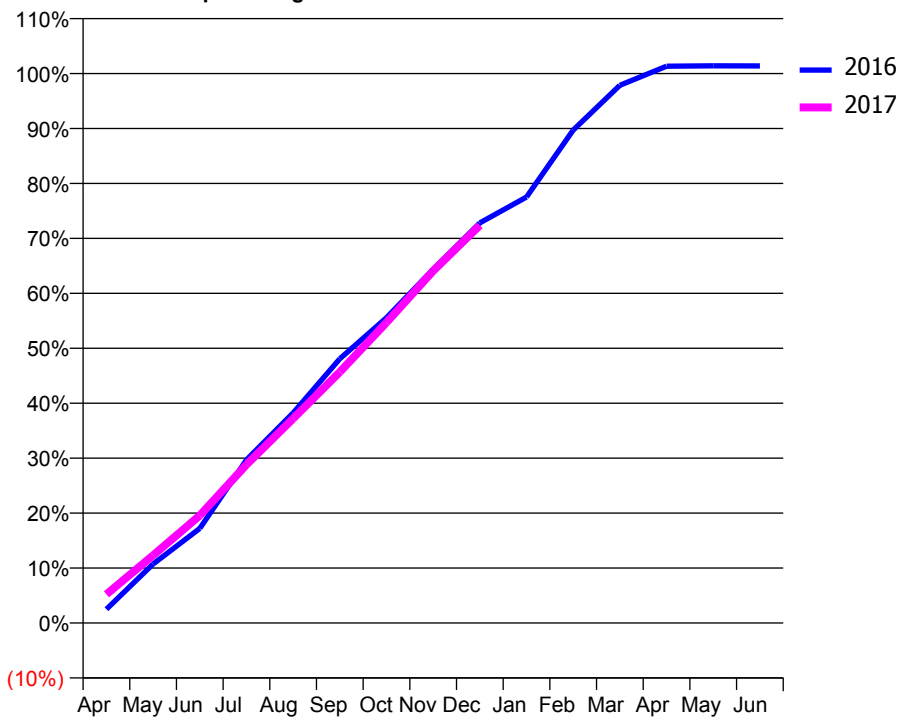
### ACCESS\*

Patients seen in 24 months	Total	Change since previous quarter
Quarter ending December 2015	8,284	
Quarter ending March 2016	8,585	↑
Quarter ending June 2016	8,679	→
Quarter ending September 2016	8,622	→
Quarter ending December 2016	8,726	→
<b>Variance since December 2015</b>	<b>5.3%</b>	<b>↑</b>



### ACTIVITY

Cumulative percentage of contracted UDA delivered 2016 & 2017



Month	Adjusted Scheduled Activity (UDA)	
	2016	2017
April	699	1,459
May	2,998	3,438
June	4,800	5,459
July	8,281	8,039
August	10,664	10,380
September	13,410	12,740
October	15,495	15,253
November	17,953	17,877
December	20,309	20,188
January	21,626	
February	25,022	
March	27,297	
April	28,267	
May	28,285	
June	28,281	

### QUALITY

	Quantity	Base Number	Contract	AT	Region	England
% of FP17s for the same patient ID Re-attending within 3 months - Children	148	1,790	8.3%	10.7%	13.4%	12.4%
% of FP17s for the same patient ID Re-attending within 3 months - Adults	1,557	7,873	19.8%	15.4%	17.3%	16.6%
% of FP17s for the same patient ID Re-attending between 3 & 9 months - Children	873	1,790	48.8%	58.5%	58.9%	57.5%
% of FP17s for the same patient ID Re-attending between 3 & 9 months - Adults	3,793	7,873	48.2%	52.8%	52.5%	50.4%
% of FP17s for Band 1 Urgent Courses	745	9,200	8.1%	7.6%	9.3%	9.1%
% of FP17s Relating to Free Repair or Replacements	189	9,200	2.1%	1.3%	1.0%	0.8%
% of FP17s Relating to Continuations	225	9,200	2.4%	1.6%	1.5%	1.3%
% of Patients satisfied with the dentistry they have received	21	21	100.0%	94.2%	93.1%	92.7%
% of Patients satisfied with the time they had to wait for an appointment	20	21	95.2%	89.1%	89.8%	88.8%

\* This is based on patients treated on this contract for their most recent course of treatment. Figures in italics indicate the base number of FP17s or Patient Questionnaire responses are less than 100. N/A is shown where the base number of responses is less than 10 during the period. % is calculated as Quantity/Base number\*100

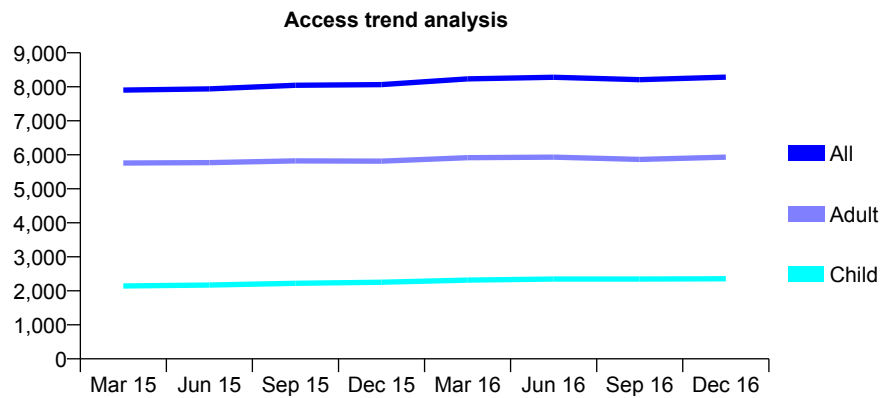
## Q51 - Vital Signs At a Glance Contract Report for 109630/0001 - December 2016

Name or company name	TSJ Smile Limited
Contract type name	GDS Contract
Purpose of contract	General
Contract start date	01/04/2012
Contract end date	

16/17 Contracted general activity (UDA)	25,537
Carry forward general activity (UDA)	0
16/17 Contracted orthodontic activity (UOA)	0
Carry forward orthodontic activity (UOA)	0
Baseline contract value	£718,063.49

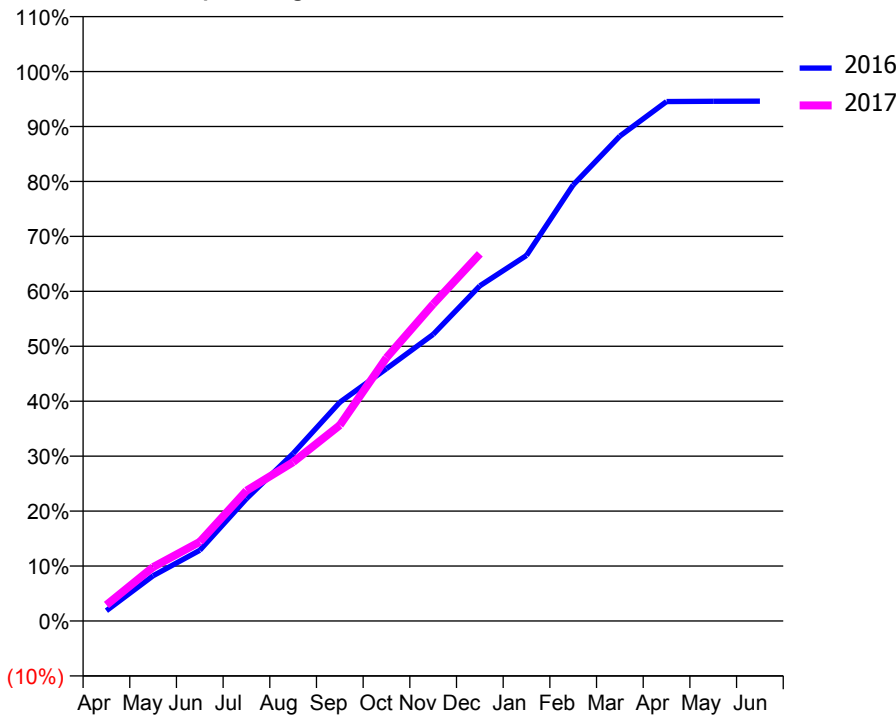
### ACCESS\*

Patients seen in 24 months	Total	Change since previous quarter
Quarter ending December 2015	8,065	
Quarter ending March 2016	8,232	↑
Quarter ending June 2016	8,282	→
Quarter ending September 2016	8,211	→
Quarter ending December 2016	8,284	→
<b>Variance since December 2015</b>	<b>2.7%</b>	<b>↑</b>



### ACTIVITY

Cumulative percentage of contracted UDA delivered 2016 & 2017



Month	Adjusted Scheduled Activity (UDA)	
	2016	2017
April	480	749
May	2,103	2,508
June	3,290	3,680
July	5,684	6,056
August	7,789	7,385
September	10,169	9,103
October	11,726	12,238
November	13,323	14,727
December	15,574	17,065
January	16,986	
February	20,266	
March	22,533	
April	24,143	
May	24,156	
June	24,158	

### QUALITY

	Quantity	Base Number	Contract	AT	Region	England
% of FP17s for the same patient ID Re-attending within 3 months - Children	240	2,658	9.0%	10.7%	13.4%	12.4%
% of FP17s for the same patient ID Re-attending within 3 months - Adults	943	6,283	15.0%	15.4%	17.3%	16.6%
% of FP17s for the same patient ID Re-attending between 3 & 9 months - Children	1,524	2,658	57.3%	58.5%	58.9%	57.5%
% of FP17s for the same patient ID Re-attending between 3 & 9 months - Adults	3,173	6,283	50.5%	52.8%	52.5%	50.4%
% of FP17s for Band 1 Urgent Courses	878	7,998	11.0%	7.6%	9.3%	9.1%
% of FP17s Relating to Free Repair or Replacements	66	7,998	0.8%	1.3%	1.0%	0.8%
% of FP17s Relating to Continuations	58	7,998	0.7%	1.6%	1.5%	1.3%
% of Patients satisfied with the dentistry they have received	12	14	85.7%	94.2%	93.1%	92.7%
% of Patients satisfied with the time they had to wait for an appointment	12	14	85.7%	89.1%	89.8%	88.8%

\* This is based on patients treated on this contract for their most recent course of treatment. Figures in italics indicate the base number of FP17s or Patient Questionnaire responses are less than 100. N/A is shown where the base number of responses is less than 10 during the period. % is calculated as Quantity/Base number\*100

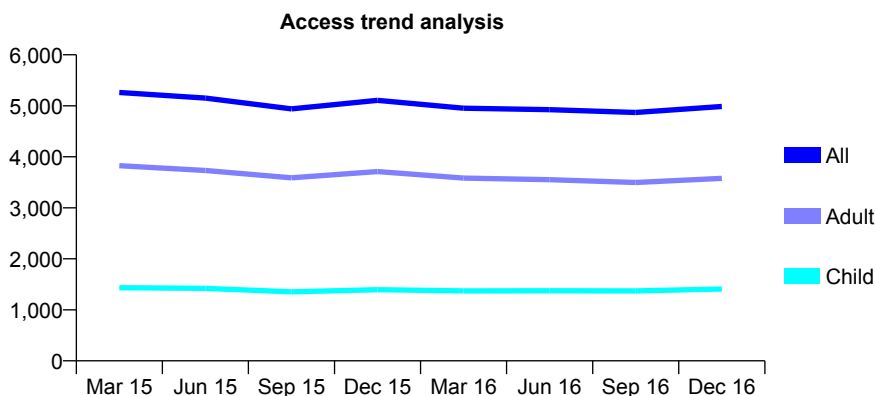
## Q51 - Vital Signs At a Glance Contract Report for 109630/0002 - December 2016

Name or company name	TSJ Smile Limited
Contract type name	GDS Contract
Purpose of contract	General
Contract start date	01/04/2012
Contract end date	

16/17 Contracted general activity (UDA)	15,000
Carry forward general activity (UDA)	0
16/17 Contracted orthodontic activity (UOA)	0
Carry forward orthodontic activity (UOA)	0
Baseline contract value	£415,869.19

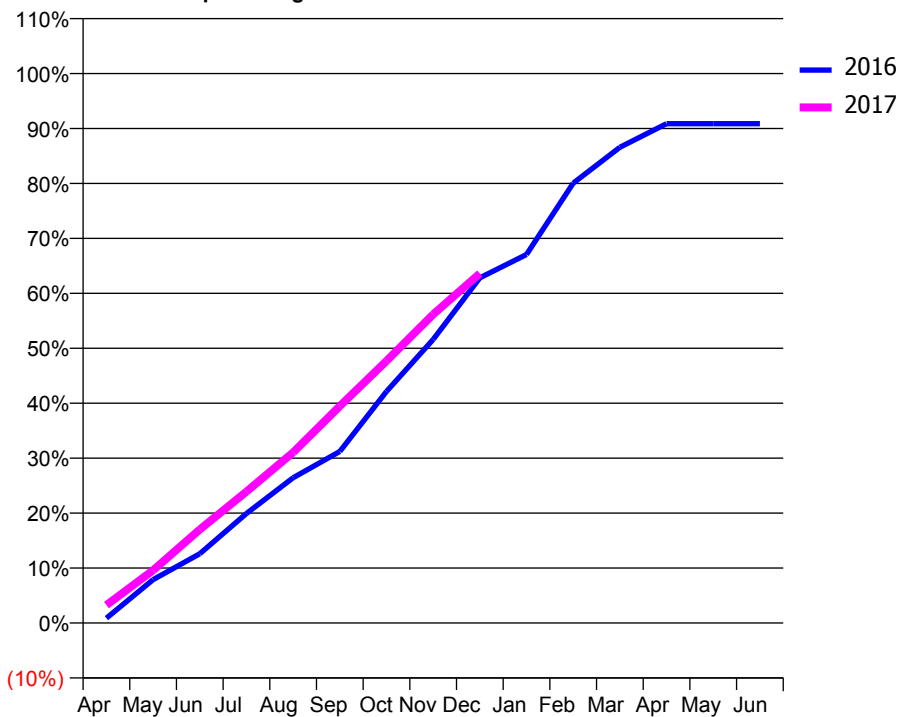
### ACCESS\*

Patients seen in 24 months	Total	Change since previous quarter
Quarter ending December 2015	5,107	
Quarter ending March 2016	4,952	↓
Quarter ending June 2016	4,925	→
Quarter ending September 2016	4,868	↓
Quarter ending December 2016	4,986	↑
<b>Variance since December 2015</b>	<b>(2.4%)</b>	<b>↓</b>



### ACTIVITY

Cumulative percentage of contracted UDA delivered 2016 & 2017



Month	Adjusted Scheduled Activity (UDA)	
	2016	2017
April	132	489
May	1,186	1,441
June	1,890	2,554
July	2,991	3,587
August	3,965	4,658
September	4,685	5,921
October	6,321	7,154
November	7,740	8,426
December	9,421	9,543
January	10,060	
February	12,007	
March	12,985	
April	13,631	
May	13,631	
June	13,631	

### QUALITY

	Quantity	Base Number	Contract	AT	Region	England
% of FP17s for the same patient ID Re-attending within 3 months - Children	159	1,607	9.9%	10.7%	13.4%	12.4%
% of FP17s for the same patient ID Re-attending within 3 months - Adults	480	3,570	13.4%	15.4%	17.3%	16.6%
% of FP17s for the same patient ID Re-attending between 3 & 9 months - Children	957	1,607	59.6%	58.5%	58.9%	57.5%
% of FP17s for the same patient ID Re-attending between 3 & 9 months - Adults	1,874	3,570	52.5%	52.8%	52.5%	50.4%
% of FP17s for Band 1 Urgent Courses	608	4,911	12.4%	7.6%	9.3%	9.1%
% of FP17s Relating to Free Repair or Replacements	37	4,911	0.8%	1.3%	1.0%	0.8%
% of FP17s Relating to Continuations	22	4,911	0.4%	1.6%	1.5%	1.3%
% of Patients satisfied with the dentistry they have received	3	3	N/A	94.2%	93.1%	92.7%
% of Patients satisfied with the time they had to wait for an appointment	3	3	N/A	89.1%	89.8%	88.8%

\* This is based on patients treated on this contract for their most recent course of treatment. Figures in italics indicate the base number of FP17s or Patient Questionnaire responses are less than 100. N/A is shown where the base number of responses is less than 10 during the period. % is calculated as Quantity/Base number\*100



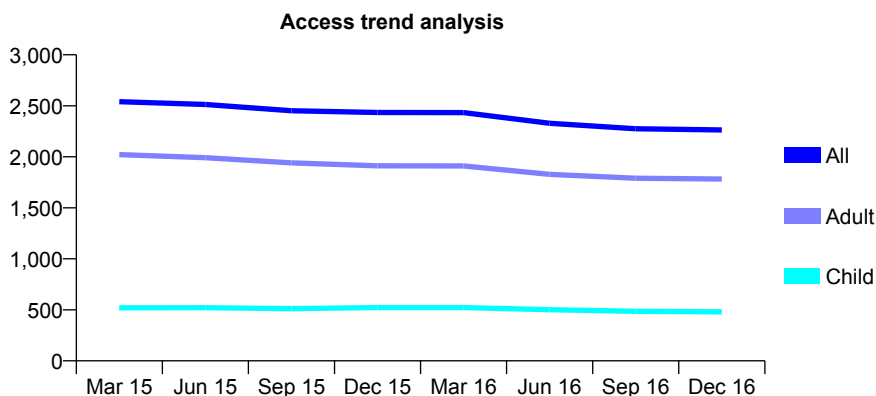
## Q51 - Vital Signs At a Glance Contract Report for 109630/0006 - December 2016

Name or company name	TSJ Smile Limited
Contract type name	GDS Contract
Purpose of contract	General
Contract start date	01/12/2012
Contract end date	

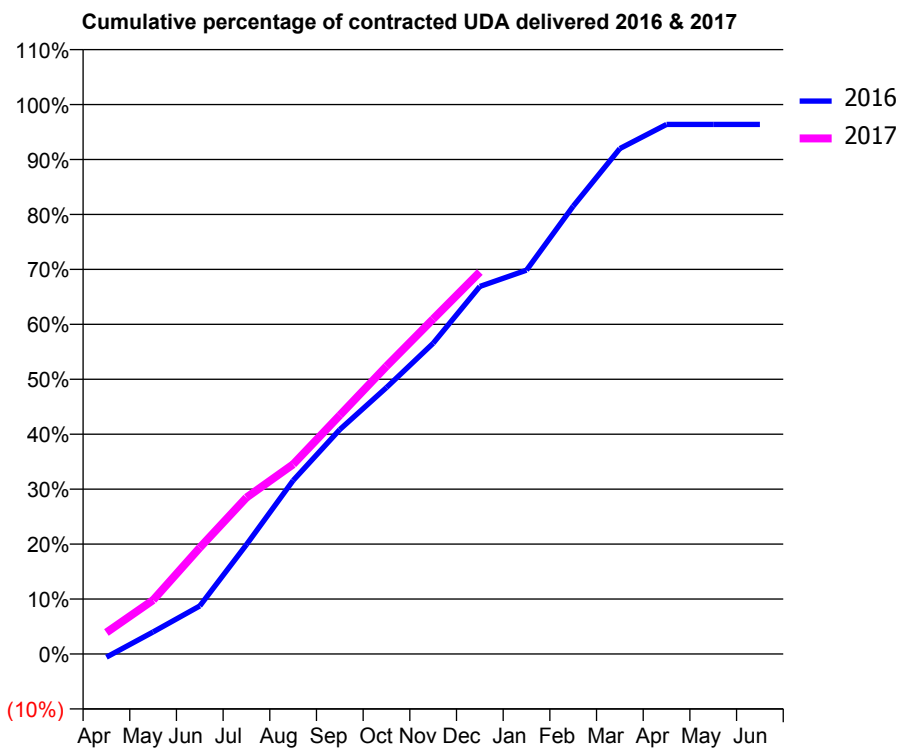
16/17 Contracted general activity (UDA)	7,500
Carry forward general activity (UDA)	0
16/17 Contracted orthodontic activity (UOA)	0
Carry forward orthodontic activity (UOA)	0
Baseline contract value	£207,934.59

### ACCESS\*

Patients seen in 24 months	Total	Change since previous quarter
Quarter ending December 2015	2,434	
Quarter ending March 2016	2,433	→
Quarter ending June 2016	2,329	↓
Quarter ending September 2016	2,275	↓
Quarter ending December 2016	2,264	→
<b>Variance since December 2015</b>	<b>(7.0%)</b>	<b>↓</b>



### ACTIVITY



Month	Adjusted Scheduled Activity (UDA)	
	2016	2017
April	-45	293
May	301	735
June	656	1,452
July	1,493	2,136
August	2,368	2,588
September	3,065	3,258
October	3,638	3,928
November	4,242	4,573
December	5,017	5,213
January	5,240	
February	6,112	
March	6,900	
April	7,227	
May	7,227	
June	7,227	

### QUALITY

	Quantity	Base Number	Contract	AT	Region	England
% of FP17s for the same patient ID Re-attending within 3 months - Children	29	470	6.2%	10.7%	13.4%	12.4%
% of FP17s for the same patient ID Re-attending within 3 months - Adults	181	1,712	10.6%	15.4%	17.3%	16.6%
% of FP17s for the same patient ID Re-attending between 3 & 9 months - Children	237	470	50.4%	58.5%	58.9%	57.5%
% of FP17s for the same patient ID Re-attending between 3 & 9 months - Adults	887	1,712	51.8%	52.8%	52.5%	50.4%
% of FP17s for Band 1 Urgent Courses	74	2,075	3.6%	7.6%	9.3%	9.1%
% of FP17s Relating to Free Repair or Replacements	25	2,075	1.2%	1.3%	1.0%	0.8%
% of FP17s Relating to Continuations	45	2,075	2.2%	1.6%	1.5%	1.3%
% of Patients satisfied with the dentistry they have received	10	10	100.0%	94.2%	93.1%	92.7%
% of Patients satisfied with the time they had to wait for an appointment	7	10	70.0%	89.1%	89.8%	88.8%

\* This is based on patients treated on this contract for their most recent course of treatment. Figures in italics indicate the base number of FP17s or Patient Questionnaire responses are less than 100. N/A is shown where the base number of responses is less than 10 during the period. % is calculated as Quantity/Base number\*100

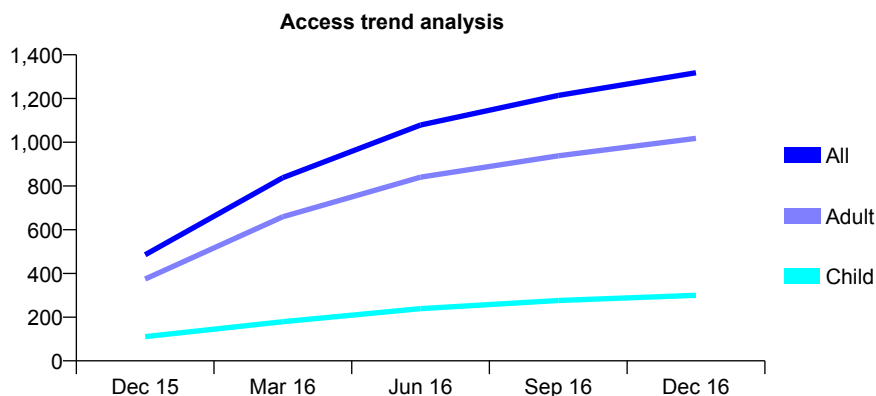
## Q51 - Vital Signs At a Glance Contract Report for 109630/0007 - December 2016

Name or company name	TSJ Smile Limited
Contract type name	GDS Contract
Purpose of contract	General
Contract start date	01/10/2015
Contract end date	

16/17 Contracted general activity (UDA)	6,086
Carry forward general activity (UDA)	220
16/17 Contracted orthodontic activity (UOA)	0
Carry forward orthodontic activity (UOA)	0
Baseline contract value	£168,731.98

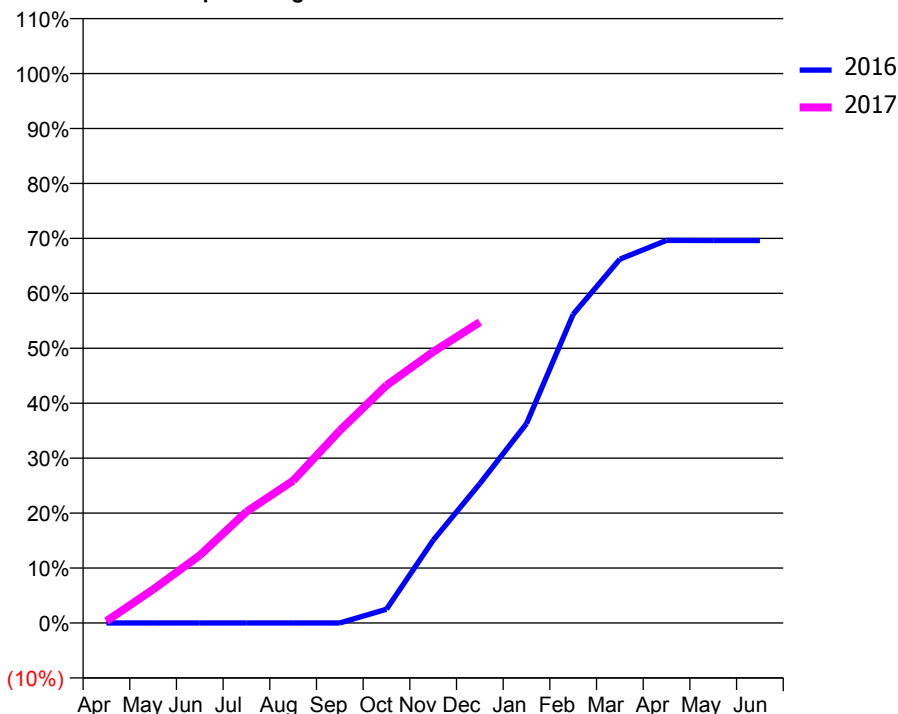
### ACCESS\*

Patients seen in 24 months	Total	Change since previous quarter
Quarter ending December 2015	485	
Quarter ending March 2016	838	↑
Quarter ending June 2016	1,079	↑
Quarter ending September 2016	1,214	↑
Quarter ending December 2016	1,318	↑
<b>Variance since December 2015</b>	<b>171.8%</b>	<b>↑</b>



### ACTIVITY

Cumulative percentage of contracted UDA delivered 2016 & 2017



Month	Adjusted Scheduled Activity (UDA)	
	2016	2017
April	0	22
May	0	372
June	0	749
July	0	1,233
August	0	1,577
September	0	2,132
October	77	2,633
November	458	3,003
December	772	3,332
January	1,105	
February	1,710	
March	2,015	
April	2,119	
May	2,118	
June	2,118	

### QUALITY

	Quantity	Base Number	Contract	AT	Region	England
% of FP17s for the same patient ID Re-attending within 3 months - Children	33	373	8.8%	10.7%	13.4%	12.4%
% of FP17s for the same patient ID Re-attending within 3 months - Adults	187	1,283	14.6%	15.4%	17.3%	16.6%
% of FP17s for the same patient ID Re-attending between 3 & 9 months - Children	177	373	47.5%	58.5%	58.9%	57.5%
% of FP17s for the same patient ID Re-attending between 3 & 9 months - Adults	671	1,283	52.3%	52.8%	52.5%	50.4%
% of FP17s for Band 1 Urgent Courses	125	1,634	7.6%	7.6%	9.3%	9.1%
% of FP17s Relating to Free Repair or Replacements	52	1,634	3.2%	1.3%	1.0%	0.8%
% of FP17s Relating to Continuations	15	1,634	0.9%	1.6%	1.5%	1.3%
% of Patients satisfied with the dentistry they have received	0	1	N/A	94.2%	93.1%	92.7%
% of Patients satisfied with the time they had to wait for an appointment	1	1	N/A	89.1%	89.8%	88.8%

\* This is based on patients treated on this contract for their most recent course of treatment. Figures in italics indicate the base number of FP17s or Patient Questionnaire responses are less than 100. N/A is shown where the base number of responses is less than 10 during the period. % is calculated as Quantity/Base number\*100

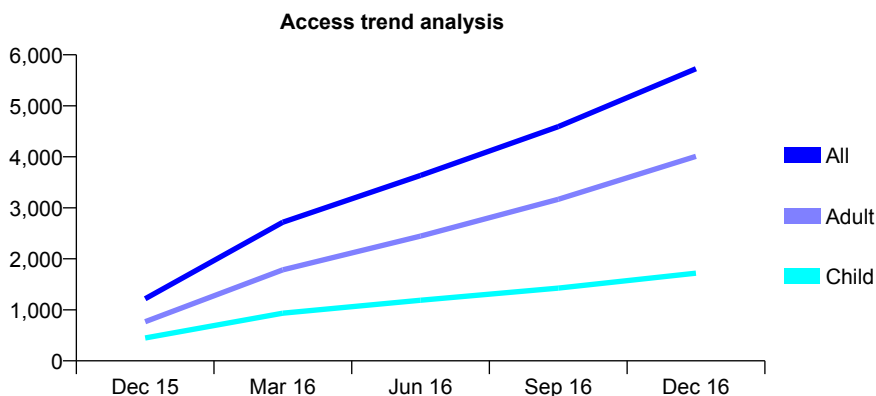
## Q51 - Vital Signs At a Glance Contract Report for 109630/0008 - December 2016

Name or company name	TSJ Smile Limited
Contract type name	GDS Contract
Purpose of contract	General
Contract start date	01/10/2015
Contract end date	

16/17 Contracted general activity (UDA)	22,500
Carry forward general activity (UDA)	0
16/17 Contracted orthodontic activity (UOA)	0
Carry forward orthodontic activity (UOA)	0
Baseline contract value	£623,772.39

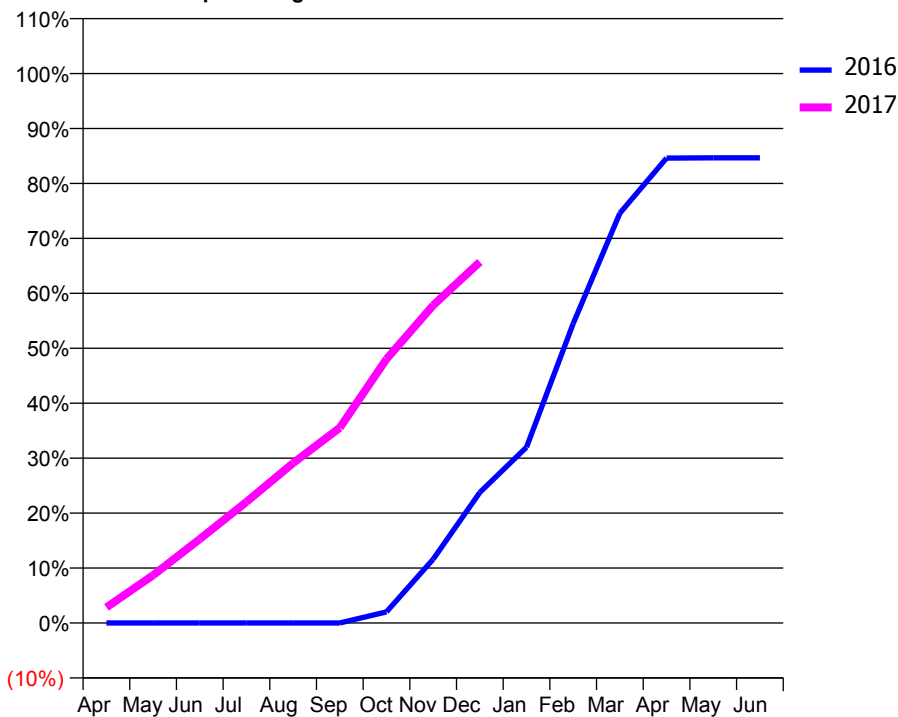
### ACCESS\*

Patients seen in 24 months	Total	Change since previous quarter
Quarter ending December 2015	1,217	
Quarter ending March 2016	2,718	↑
Quarter ending June 2016	3,636	↑
Quarter ending September 2016	4,593	↑
Quarter ending December 2016	5,727	↑
<b>Variance since December 2015</b>	<b>370.6%</b>	<b>↑</b>



### ACTIVITY

Cumulative percentage of contracted UDA delivered 2016 & 2017



Month	Adjusted Scheduled Activity (UDA)	
	2016	2017
April	0	643
May	0	1,955
June	0	3,437
July	0	4,962
August	0	6,551
September	0	7,996
October	167	10,810
November	958	13,009
December	1,962	14,786
January	2,640	
February	4,495	
March	6,154	
April	6,980	
May	6,985	
June	6,984	

### QUALITY

	Quantity	Base Number	Contract	AT	Region	England
% of FP17s for the same patient ID Re-attending within 3 months - Children	245	2,129	11.5%	10.7%	13.4%	12.4%
% of FP17s for the same patient ID Re-attending within 3 months - Adults	873	5,037	17.3%	15.4%	17.3%	16.6%
% of FP17s for the same patient ID Re-attending between 3 & 9 months - Children	890	2,129	41.8%	58.5%	58.9%	57.5%
% of FP17s for the same patient ID Re-attending between 3 & 9 months - Adults	1,640	5,037	32.6%	52.8%	52.5%	50.4%
% of FP17s for Band 1 Urgent Courses	1,189	6,842	17.4%	7.6%	9.3%	9.1%
% of FP17s Relating to Free Repair or Replacements	49	6,842	0.7%	1.3%	1.0%	0.8%
% of FP17s Relating to Continuations	93	6,842	1.4%	1.6%	1.5%	1.3%
% of Patients satisfied with the dentistry they have received	8	8	N/A	94.2%	93.1%	92.7%
% of Patients satisfied with the time they had to wait for an appointment	5	8	N/A	89.1%	89.8%	88.8%

\* This is based on patients treated on this contract for their most recent course of treatment. Figures in italics indicate the base number of FP17s or Patient Questionnaire responses are less than 100. N/A is shown where the base number of responses is less than 10 during the period. % is calculated as Quantity/Base number\*100

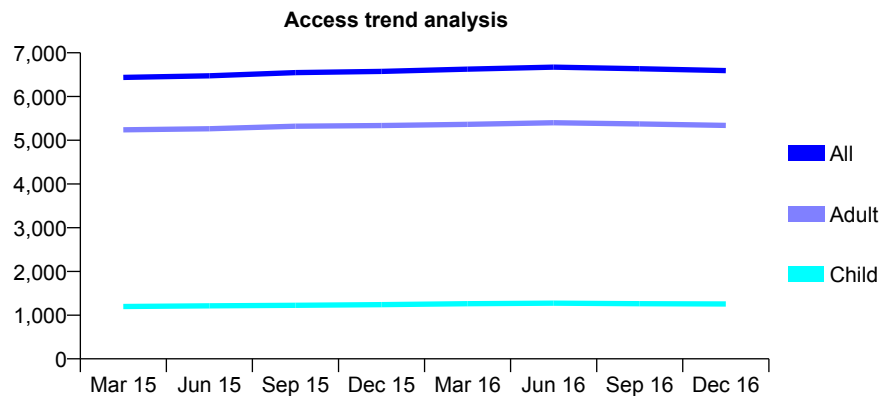
## Q51 - Vital Signs At a Glance Contract Report for 109983/0001 - December 2016

Name or company name	Smile Create Ltd
Contract type name	GDS Contract
Purpose of contract	General and Orthodontic
Contract start date	01/04/2012
Contract end date	

16/17 Contracted general activity (UDA)	15,796
Carry forward general activity (UDA)	393
16/17 Contracted orthodontic activity (UOA)	1,575
Carry forward orthodontic activity (UOA)	2
Baseline contract value	£549,117.14

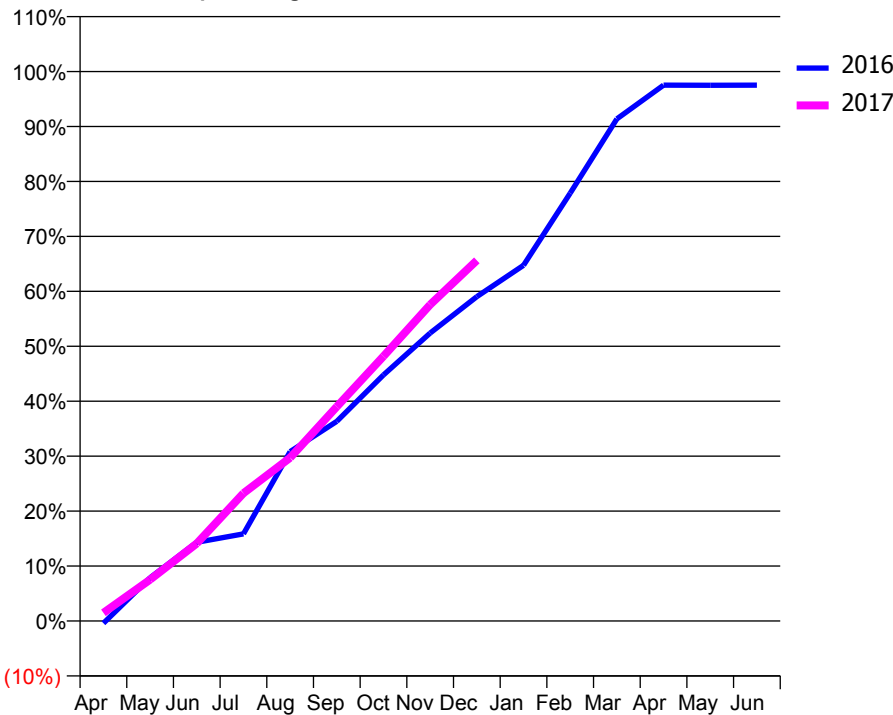
### ACCESS\*

Patients seen in 24 months	Total	Change since previous quarter
Quarter ending December 2015	6,575	
Quarter ending March 2016	6,626	→
Quarter ending June 2016	6,673	→
Quarter ending September 2016	6,635	→
Quarter ending December 2016	6,594	→
<b>Variance since December 2015</b>	<b>0.3%</b>	<b>→</b>



### ACTIVITY

Cumulative percentage of contracted UDA delivered 2016 & 2017



Month	Adjusted Scheduled Activity (UDA)	
	2016	2017
April	-66	237
May	1,243	1,189
June	2,265	2,227
July	2,505	3,674
August	4,869	4,692
September	5,739	6,163
October	7,074	7,611
November	8,279	9,092
December	9,323	10,368
January	10,226	
February	12,300	
March	14,435	
April	15,402	
May	15,401	
June	15,403	

### QUALITY

	Quantity	Base Number	Contract	AT	Region	England
% of FP17s for the same patient ID Re-attending within 3 months - Children	171	1,514	11.3%	10.7%	13.4%	12.4%
% of FP17s for the same patient ID Re-attending within 3 months - Adults	862	5,369	16.1%	15.4%	17.3%	16.6%
% of FP17s for the same patient ID Re-attending between 3 & 9 months - Children	854	1,514	56.4%	58.5%	58.9%	57.5%
% of FP17s for the same patient ID Re-attending between 3 & 9 months - Adults	2,355	5,369	43.9%	52.8%	52.5%	50.4%
% of FP17s for Band 1 Urgent Courses	522	5,930	8.8%	7.6%	9.3%	9.1%
% of FP17s Relating to Free Repair or Replacements	111	5,930	1.9%	1.3%	1.0%	0.8%
% of FP17s Relating to Continuations	54	5,930	0.9%	1.6%	1.5%	1.3%
% of Patients satisfied with the dentistry they have received	23	25	92.0%	94.2%	93.1%	92.7%
% of Patients satisfied with the time they had to wait for an appointment	22	25	88.0%	89.1%	89.8%	88.8%

\* This is based on patients treated on this contract for their most recent course of treatment. Figures in italics indicate the base number of FP17s or Patient Questionnaire responses are less than 100. N/A is shown where the base number of responses is less than 10 during the period. % is calculated as Quantity/Base number\*100

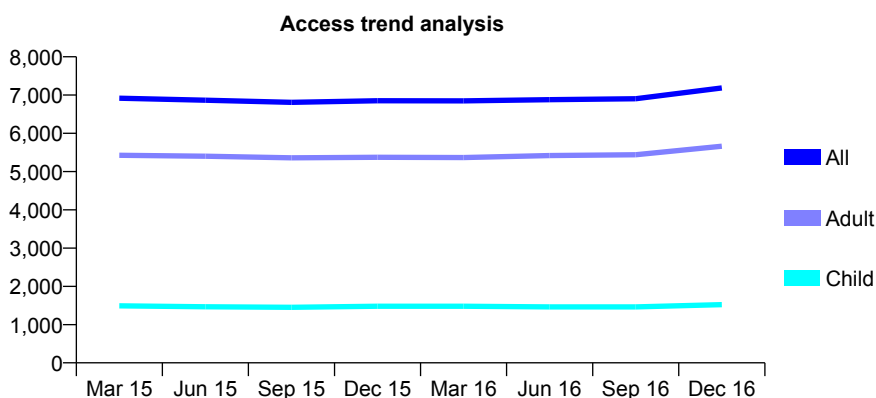
## Q51 - Vital Signs At a Glance Contract Report for 110590/0001 - December 2016

Name or company name	London Road Dental Practice Partnership
Contract type name	GDS Contract
Purpose of contract	General
Contract start date	01/04/2012
Contract end date	

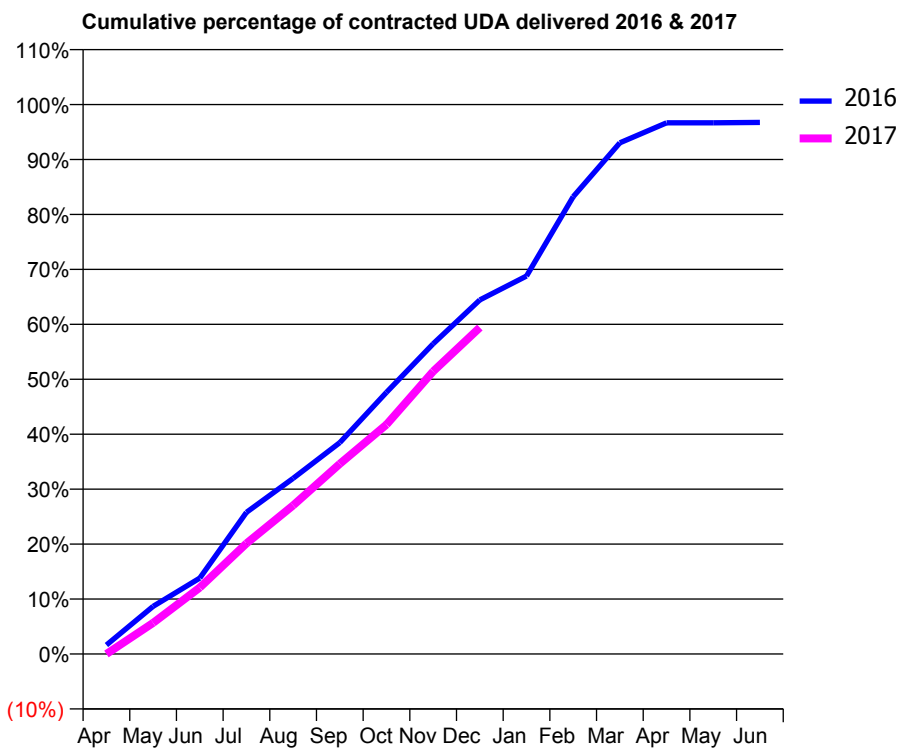
16/17 Contracted general activity (UDA)	23,897
Carry forward general activity (UDA)	746
16/17 Contracted orthodontic activity (UOA)	0
Carry forward orthodontic activity (UOA)	0
Baseline contract value	£755,603.30

### ACCESS\*

Patients seen in 24 months	Total	Change since previous quarter
Quarter ending December 2015	6,853	
Quarter ending March 2016	6,847	→
Quarter ending June 2016	6,880	→
Quarter ending September 2016	6,902	→
Quarter ending December 2016	7,186	↑
<b>Variance since December 2015</b>	<b>4.9%</b>	<b>↑</b>



### ACTIVITY



Month	Adjusted Scheduled Activity (UDA)	
	2016	2017
April	373	-5
May	1,988	1,355
June	3,163	2,890
July	5,904	4,813
August	7,320	6,463
September	8,807	8,274
October	10,903	9,979
November	12,928	12,294
December	14,753	14,201
January	15,751	
February	19,053	
March	21,301	
April	22,132	
May	22,136	
June	22,151	

### QUALITY

	Quantity	Base Number	Contract	AT	Region	England
% of FP17s for the same patient ID Re-attending within 3 months - Children	102	1,607	6.3%	10.7%	13.4%	12.4%
% of FP17s for the same patient ID Re-attending within 3 months - Adults	680	5,759	11.8%	15.4%	17.3%	16.6%
% of FP17s for the same patient ID Re-attending between 3 & 9 months - Children	943	1,607	58.7%	58.5%	58.9%	57.5%
% of FP17s for the same patient ID Re-attending between 3 & 9 months - Adults	3,189	5,759	55.4%	52.8%	52.5%	50.4%
% of FP17s for Band 1 Urgent Courses	318	6,983	4.6%	7.6%	9.3%	9.1%
% of FP17s Relating to Free Repair or Replacements	53	6,983	0.8%	1.3%	1.0%	0.8%
% of FP17s Relating to Continuations	135	6,983	1.9%	1.6%	1.5%	1.3%
% of Patients satisfied with the dentistry they have received	14	14	100.0%	94.2%	93.1%	92.7%
% of Patients satisfied with the time they had to wait for an appointment	14	14	100.0%	89.1%	89.8%	88.8%

\* This is based on patients treated on this contract for their most recent course of treatment. Figures in italics indicate the base number of FP17s or Patient Questionnaire responses are less than 100. N/A is shown where the base number of responses is less than 10 during the period. % is calculated as Quantity/Base number\*100

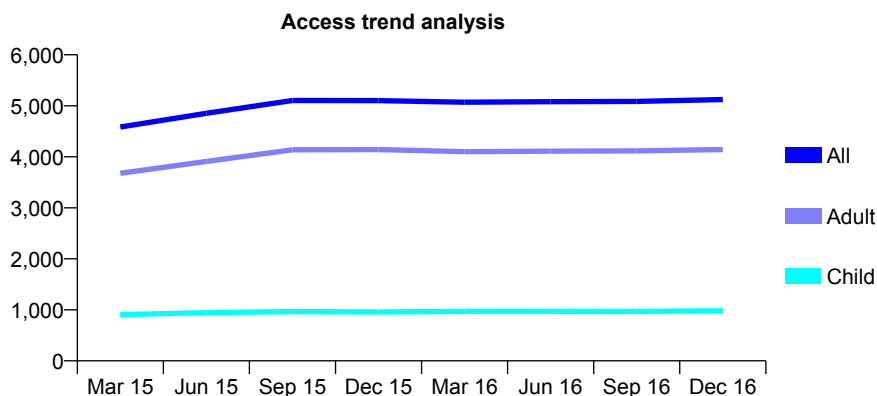
## Q51 - Vital Signs At a Glance Contract Report for 111619/0001 - December 2016

Name or company name	SCA Collins Limited
Contract type name	GDS Contract
Purpose of contract	General
Contract start date	01/10/2013
Contract end date	

16/17 Contracted general activity (UDA)	12,834
Carry forward general activity (UDA)	406
16/17 Contracted orthodontic activity (UOA)	0
Carry forward orthodontic activity (UOA)	0
Baseline contract value	£379,247.60

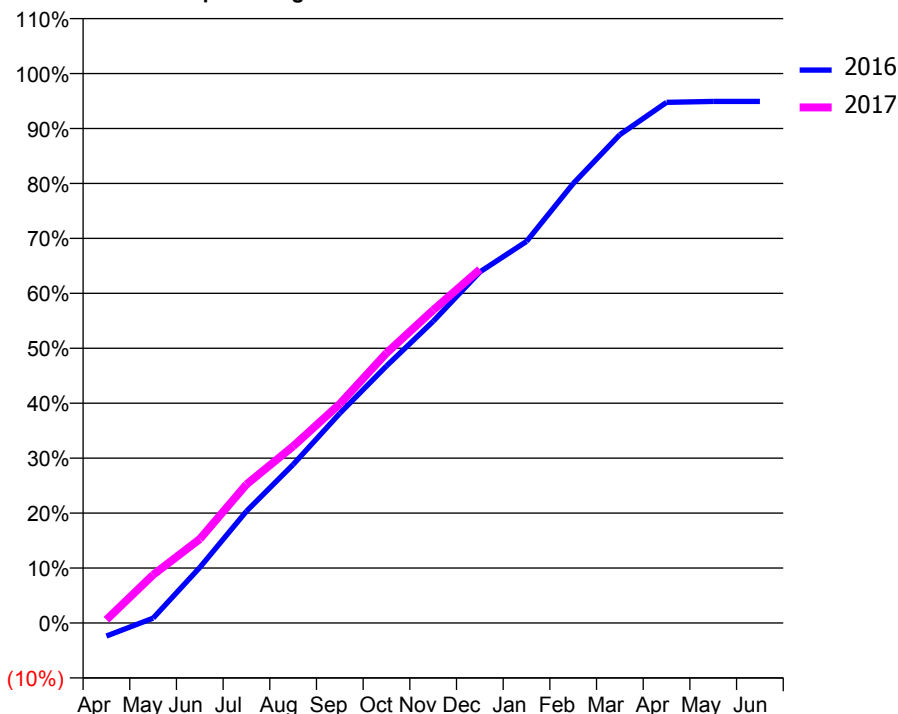
### ACCESS\*

Patients seen in 24 months	Total	Change since previous quarter
Quarter ending December 2015	5,102	
Quarter ending March 2016	5,070	→
Quarter ending June 2016	5,080	→
Quarter ending September 2016	5,086	→
Quarter ending December 2016	5,124	→
<b>Variance since December 2015</b>	<b>0.4%</b>	<b>→</b>



### ACTIVITY

Cumulative percentage of contracted UDA delivered 2016 & 2017



Month	Adjusted Scheduled Activity (UDA)	
	2016	2017
April	-307	77
May	115	1,127
June	1,298	1,961
July	2,613	3,238
August	3,702	4,127
September	4,897	5,120
October	6,004	6,306
November	7,046	7,309
December	8,198	8,257
January	8,911	
February	10,263	
March	11,405	
April	12,161	
May	12,183	
June	12,183	

### QUALITY

	Quantity	Base Number	Contract	AT	Region	England
% of FP17s for the same patient ID Re-attending within 3 months - Children	111	995	11.2%	10.7%	13.4%	12.4%
% of FP17s for the same patient ID Re-attending within 3 months - Adults	663	4,154	16.0%	15.4%	17.3%	16.6%
% of FP17s for the same patient ID Re-attending between 3 & 9 months - Children	453	995	45.5%	58.5%	58.9%	57.5%
% of FP17s for the same patient ID Re-attending between 3 & 9 months - Adults	1,867	4,154	44.9%	52.8%	52.5%	50.4%
% of FP17s for Band 1 Urgent Courses	327	4,783	6.8%	7.6%	9.3%	9.1%
% of FP17s Relating to Free Repair or Replacements	46	4,783	1.0%	1.3%	1.0%	0.8%
% of FP17s Relating to Continuations	144	4,783	3.0%	1.6%	1.5%	1.3%
% of Patients satisfied with the dentistry they have received	14	15	93.3%	94.2%	93.1%	92.7%
% of Patients satisfied with the time they had to wait for an appointment	14	15	93.3%	89.1%	89.8%	88.8%

\* This is based on patients treated on this contract for their most recent course of treatment. Figures in italics indicate the base number of FP17s or Patient Questionnaire responses are less than 100. N/A is shown where the base number of responses is less than 10 during the period. % is calculated as Quantity/Base number\*100

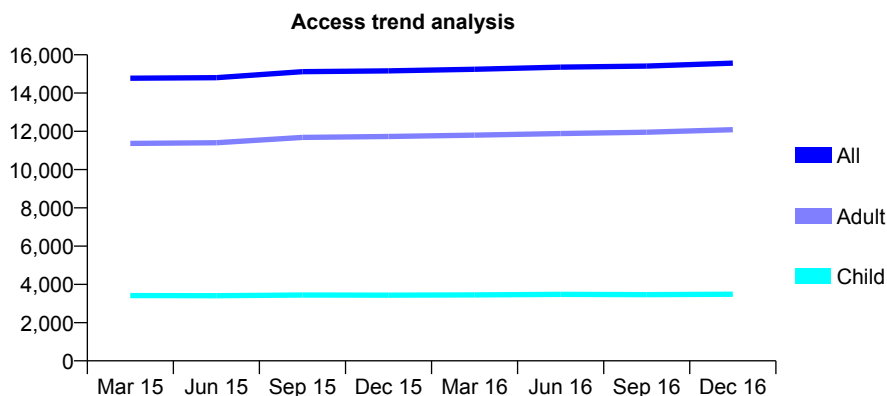
## Q51 - Vital Signs At a Glance Contract Report for 112348/0001 - December 2016

Name or company name	Wright Dental Care Ltd
Contract type name	GDS Contract
Purpose of contract	General and Orthodontic
Contract start date	01/12/2011
Contract end date	

16/17 Contracted general activity (UDA)	50,922
Carry forward general activity (UDA)	1,554
16/17 Contracted orthodontic activity (UOA)	300
Carry forward orthodontic activity (UOA)	0
Baseline contract value	£1,339,363.55

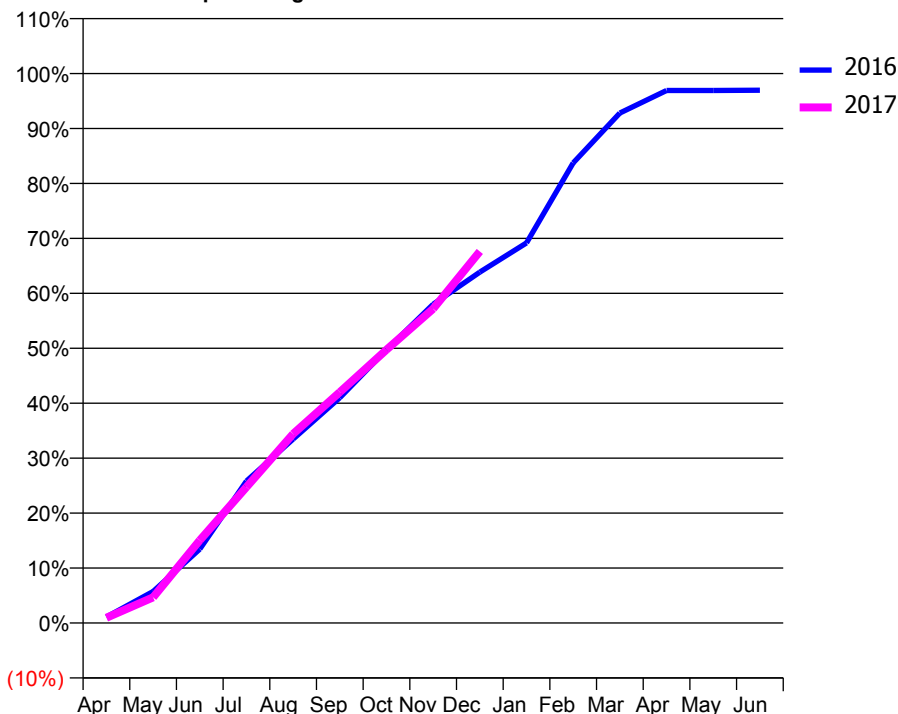
### ACCESS\*

Patients seen in 24 months	Total	Change since previous quarter
Quarter ending December 2015	15,158	
Quarter ending March 2016	15,247	→
Quarter ending June 2016	15,353	→
Quarter ending September 2016	15,411	→
Quarter ending December 2016	15,567	→
<b>Variance since December 2015</b>	<b>2.7%</b>	<b>↑</b>



### ACTIVITY

Cumulative percentage of contracted UDA delivered 2016 & 2017



Month	Adjusted Scheduled Activity (UDA)	
	2016	2017
April	558	493
May	2,922	2,377
June	6,852	7,665
July	13,151	12,602
August	17,051	17,528
September	20,881	21,397
October	25,321	25,323
November	29,535	29,116
December	32,522	34,431
January	35,220	
February	42,641	
March	47,262	
April	49,345	
May	49,348	
June	49,368	

### QUALITY

	Quantity	Base Number	Contract	AT	Region	England
% of FP17s for the same patient ID Re-attending within 3 months - Children	281	3,989	7.0%	10.7%	13.4%	12.4%
% of FP17s for the same patient ID Re-attending within 3 months - Adults	2,215	13,967	15.9%	15.4%	17.3%	16.6%
% of FP17s for the same patient ID Re-attending between 3 & 9 months - Children	2,526	3,989	63.3%	58.5%	58.9%	57.5%
% of FP17s for the same patient ID Re-attending between 3 & 9 months - Adults	7,958	13,967	57.0%	52.8%	52.5%	50.4%
% of FP17s for Band 1 Urgent Courses	1,011	16,713	6.0%	7.6%	9.3%	9.1%
% of FP17s Relating to Free Repair or Replacements	315	16,713	1.9%	1.3%	1.0%	0.8%
% of FP17s Relating to Continuations	524	16,713	3.1%	1.6%	1.5%	1.3%
% of Patients satisfied with the dentistry they have received	20	22	90.9%	94.2%	93.1%	92.7%
% of Patients satisfied with the time they had to wait for an appointment	19	22	86.4%	89.1%	89.8%	88.8%

\* This is based on patients treated on this contract for their most recent course of treatment. Figures in italics indicate the base number of FP17s or Patient Questionnaire responses are less than 100. N/A is shown where the base number of responses is less than 10 during the period. % is calculated as Quantity/Base number\*100



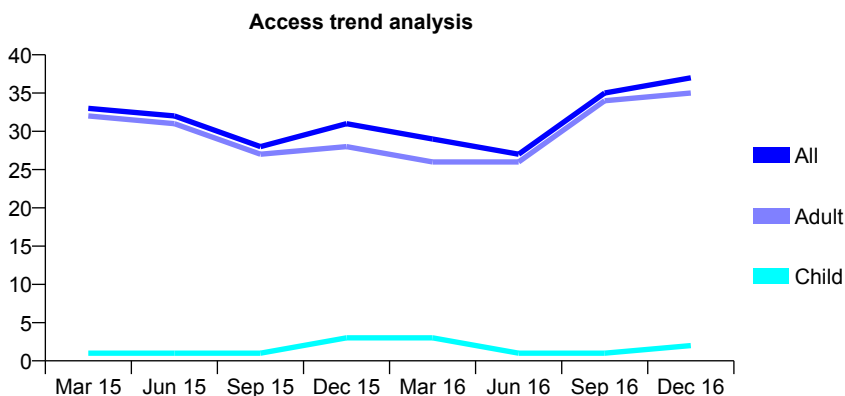
## Q51 - Vital Signs At a Glance Contract Report for 112348/0002 - December 2016

Name or company name	Wright Dental Care Ltd
Contract type name	GDS Contract
Purpose of contract	General
Contract start date	01/05/2012
Contract end date	

16/17 Contracted general activity (UDA)	208
Carry forward general activity (UDA)	0
16/17 Contracted orthodontic activity (UOA)	0
Carry forward orthodontic activity (UOA)	0
Baseline contract value	£8,655.78

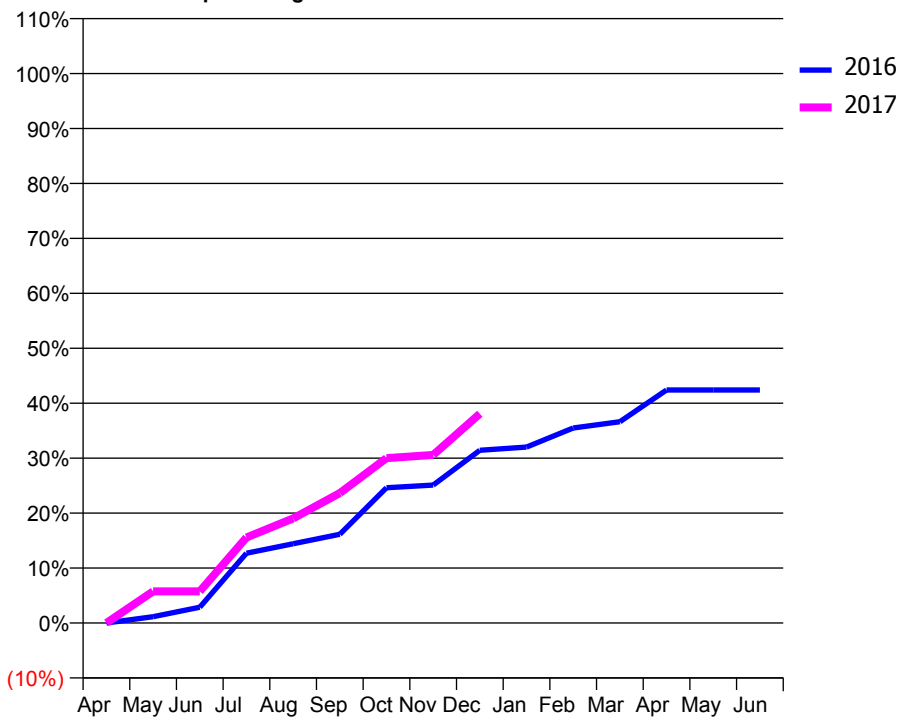
### ACCESS\*

Patients seen in 24 months	Total	Change since previous quarter
Quarter ending December 2015	31	
Quarter ending March 2016	29	↓
Quarter ending June 2016	27	↓
Quarter ending September 2016	35	↑
Quarter ending December 2016	37	↑
<b>Variance since December 2015</b>	<b>19.4%</b>	<b>↑</b>



### ACTIVITY

Cumulative percentage of contracted UDA delivered 2016 & 2017



Month	Adjusted Scheduled Activity (UDA)	
	2016	2017
April	0	0
May	2	12
June	6	12
July	26	32
August	30	40
September	34	49
October	51	62
November	52	64
December	65	79
January	67	
February	74	
March	76	
April	88	
May	88	
June	88	

### QUALITY

	Quantity	Base Number	Contract	AT	Region	England
% of FP17s for the same patient ID Re-attending within 3 months - Children	0	11	0.0%	10.7%	13.4%	12.4%
% of FP17s for the same patient ID Re-attending within 3 months - Adults	0	67	0.0%	15.4%	17.3%	16.6%
% of FP17s for the same patient ID Re-attending between 3 & 9 months - Children	0	11	0.0%	58.5%	58.9%	57.5%
% of FP17s for the same patient ID Re-attending between 3 & 9 months - Adults	0	67	0.0%	52.8%	52.5%	50.4%
% of FP17s for Band 1 Urgent Courses	66	66	100.0%	7.6%	9.3%	9.1%
% of FP17s Relating to Free Repair or Replacements	0	66	0.0%	1.3%	1.0%	0.8%
% of FP17s Relating to Continuations	0	66	0.0%	1.6%	1.5%	1.3%
% of Patients satisfied with the dentistry they have received	0	0	N/A	94.2%	93.1%	92.7%
% of Patients satisfied with the time they had to wait for an appointment	0	0	N/A	89.1%	89.8%	88.8%

\* This is based on patients treated on this contract for their most recent course of treatment. Figures in italics indicate the base number of FP17s or Patient Questionnaire responses are less than 100. N/A is shown where the base number of responses is less than 10 during the period. % is calculated as Quantity/Base number\*100

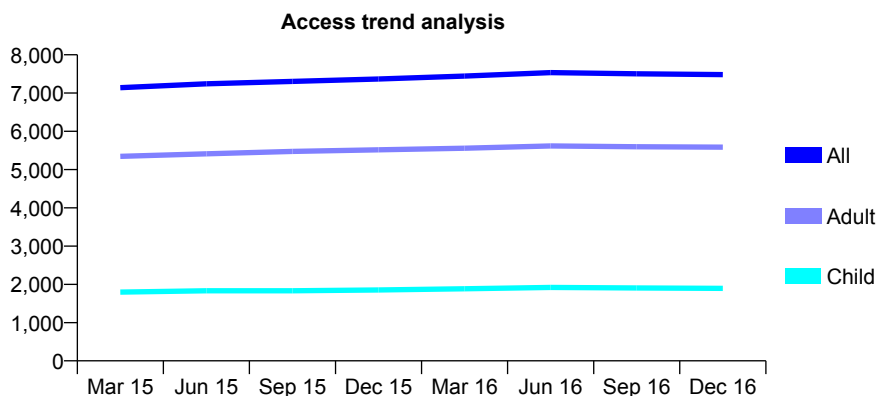
## Q51 - Vital Signs At a Glance Contract Report for 113395/0001 - December 2016

Name or company name	Ffolliott Bird Associates Ltd
Contract type name	GDS Contract
Purpose of contract	General
Contract start date	01/09/2007
Contract end date	

16/17 Contracted general activity (UDA)	22,918
Carry forward general activity (UDA)	0
16/17 Contracted orthodontic activity (UOA)	0
Carry forward orthodontic activity (UOA)	0
Baseline contract value	£635,297.41

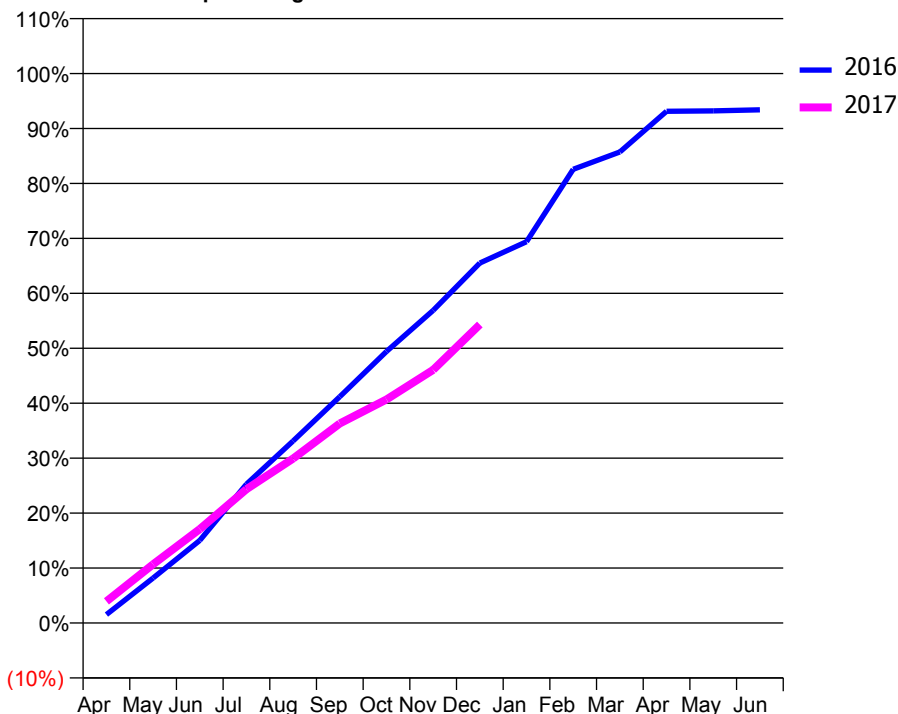
### ACCESS\*

Patients seen in 24 months	Total	Change since previous quarter
Quarter ending December 2015	7,366	
Quarter ending March 2016	7,443	→
Quarter ending June 2016	7,535	→
Quarter ending September 2016	7,502	→
Quarter ending December 2016	7,483	→
<b>Variance since December 2015</b>	<b>1.6%</b>	<b>→</b>



### ACTIVITY

Cumulative percentage of contracted UDA delivered 2016 & 2017



Month	Adjusted Scheduled Activity (UDA)	
	2016	2017
April	348	905
May	1,856	2,448
June	3,402	3,917
July	5,718	5,580
August	7,502	6,863
September	9,326	8,322
October	11,185	9,326
November	12,877	10,558
December	14,825	12,452
January	15,707	
February	18,688	
March	19,404	
April	21,078	
May	21,094	
June	21,135	

### QUALITY

	Quantity	Base Number	Contract	AT	Region	England
% of FP17s for the same patient ID Re-attending within 3 months - Children	106	1,722	6.2%	10.7%	13.4%	12.4%
% of FP17s for the same patient ID Re-attending within 3 months - Adults	506	4,393	11.5%	15.4%	17.3%	16.6%
% of FP17s for the same patient ID Re-attending between 3 & 9 months - Children	856	1,722	49.7%	58.5%	58.9%	57.5%
% of FP17s for the same patient ID Re-attending between 3 & 9 months - Adults	1,778	4,393	40.5%	52.8%	52.5%	50.4%
% of FP17s for Band 1 Urgent Courses	317	5,385	5.9%	7.6%	9.3%	9.1%
% of FP17s Relating to Free Repair or Replacements	43	5,385	0.8%	1.3%	1.0%	0.8%
% of FP17s Relating to Continuations	106	5,385	2.0%	1.6%	1.5%	1.3%
% of Patients satisfied with the dentistry they have received	12	14	85.7%	94.2%	93.1%	92.7%
% of Patients satisfied with the time they had to wait for an appointment	12	14	85.7%	89.1%	89.8%	88.8%

\* This is based on patients treated on this contract for their most recent course of treatment. Figures in italics indicate the base number of FP17s or Patient Questionnaire responses are less than 100. N/A is shown where the base number of responses is less than 10 during the period. % is calculated as Quantity/Base number\*100

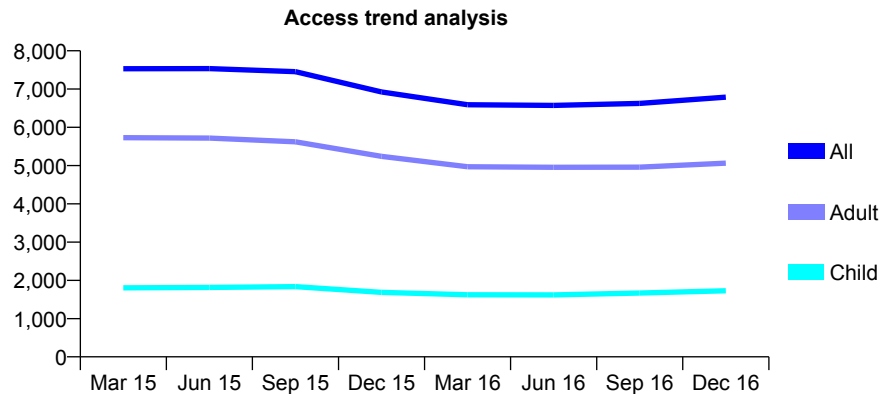
## Q51 - Vital Signs At a Glance Contract Report for 113395/0002 - December 2016

Name or company name	Ffolliott Bird Associates Ltd
Contract type name	GDS Contract
Purpose of contract	General
Contract start date	01/09/2007
Contract end date	

16/17 Contracted general activity (UDA)	19,686
Carry forward general activity (UDA)	0
16/17 Contracted orthodontic activity (UOA)	0
Carry forward orthodontic activity (UOA)	0
Baseline contract value	£626,656.45

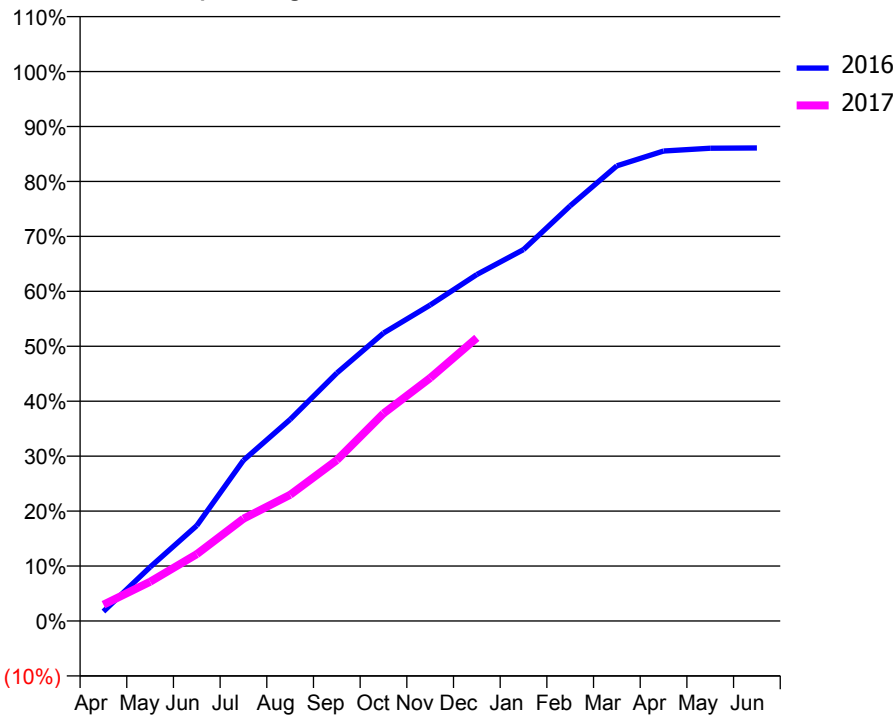
### ACCESS\*

Patients seen in 24 months	Total	Change since previous quarter
Quarter ending December 2015	6,924	
Quarter ending March 2016	6,591	↓
Quarter ending June 2016	6,573	→
Quarter ending September 2016	6,626	→
Quarter ending December 2016	6,788	↑
<b>Variance since December 2015</b>	<b>(2.0%)</b>	<b>↓</b>



### ACTIVITY

Cumulative percentage of contracted UDA delivered 2016 & 2017



Month	Adjusted Scheduled Activity (UDA)	
	2016	2017
April	343	584
May	1,932	1,407
June	3,419	2,396
July	5,757	3,667
August	7,223	4,523
September	8,881	5,766
October	10,316	7,435
November	11,317	8,704
December	12,415	10,142
January	13,308	
February	14,873	
March	16,306	
April	16,835	
May	16,939	
June	16,947	

### QUALITY

	Quantity	Base Number	Contract	AT	Region	England
% of FP17s for the same patient ID Re-attending within 3 months - Children	58	1,492	3.9%	10.7%	13.4%	12.4%
% of FP17s for the same patient ID Re-attending within 3 months - Adults	517	4,378	11.8%	15.4%	17.3%	16.6%
% of FP17s for the same patient ID Re-attending between 3 & 9 months - Children	686	1,492	46.0%	58.5%	58.9%	57.5%
% of FP17s for the same patient ID Re-attending between 3 & 9 months - Adults	2,033	4,378	46.4%	52.8%	52.5%	50.4%
% of FP17s for Band 1 Urgent Courses	360	5,460	6.6%	7.6%	9.3%	9.1%
% of FP17s Relating to Free Repair or Replacements	47	5,460	0.9%	1.3%	1.0%	0.8%
% of FP17s Relating to Continuations	106	5,460	1.9%	1.6%	1.5%	1.3%
% of Patients satisfied with the dentistry they have received	0	0	N/A	94.2%	93.1%	92.7%
% of Patients satisfied with the time they had to wait for an appointment	0	0	N/A	89.1%	89.8%	88.8%

\* This is based on patients treated on this contract for their most recent course of treatment. Figures in italics indicate the base number of FP17s or Patient Questionnaire responses are less than 100. N/A is shown where the base number of responses is less than 10 during the period. % is calculated as Quantity/Base number\*100

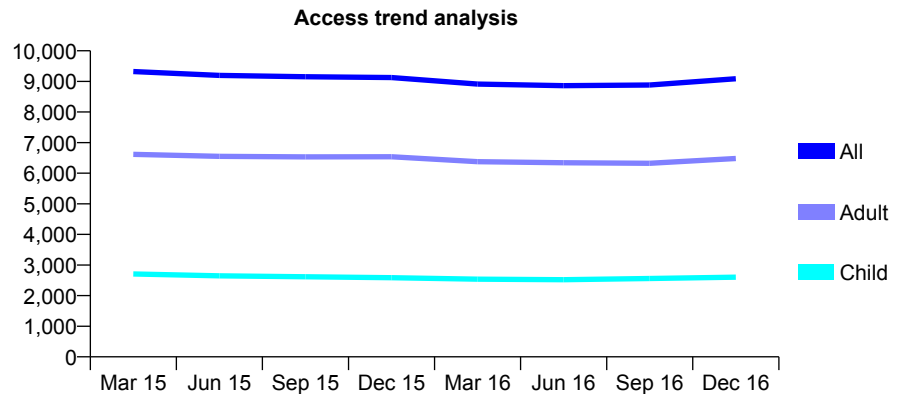
## Q51 - Vital Signs At a Glance Contract Report for 113395/0003 - December 2016

Name or company name	Ffolliott Bird Associates Ltd
Contract type name	GDS Contract
Purpose of contract	General
Contract start date	01/09/2007
Contract end date	

16/17 Contracted general activity (UDA)	26,371
Carry forward general activity (UDA)	0
16/17 Contracted orthodontic activity (UOA)	0
Carry forward orthodontic activity (UOA)	0
Baseline contract value	£822,626.31

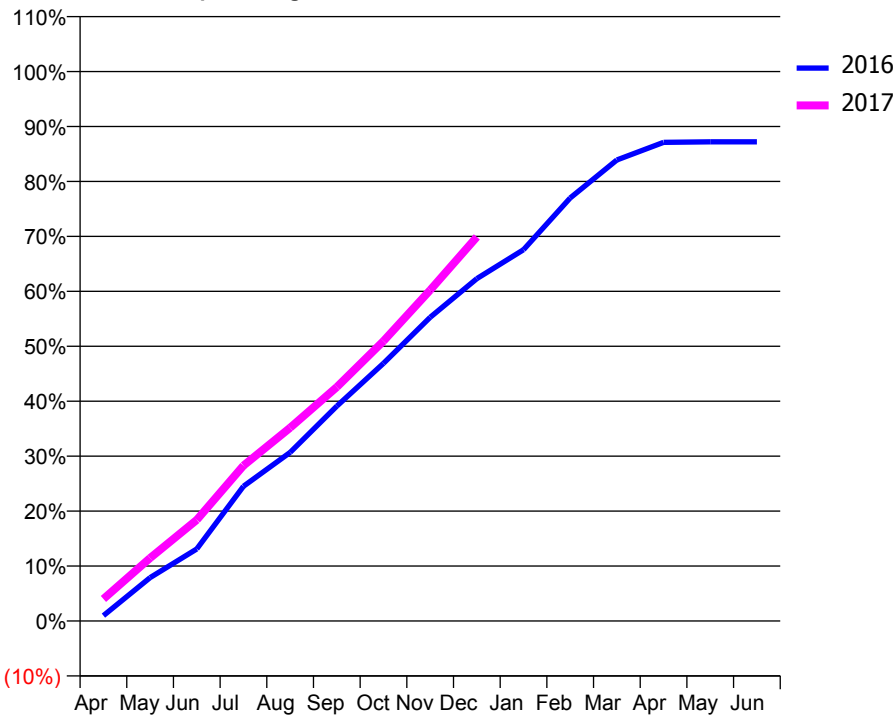
### ACCESS\*

Patients seen in 24 months	Total	Change since previous quarter
Quarter ending December 2015	9,125	
Quarter ending March 2016	8,914	↓
Quarter ending June 2016	8,860	→
Quarter ending September 2016	8,881	→
Quarter ending December 2016	9,086	↑
<b>Variance since December 2015</b>	<b>(0.4%)</b>	→



### ACTIVITY

Cumulative percentage of contracted UDA delivered 2016 & 2017



Month	Adjusted Scheduled Activity (UDA)	
	2016	2017
April	257	1,060
May	2,084	3,023
June	3,457	4,857
July	6,465	7,457
August	8,094	9,276
September	10,316	11,230
October	12,365	13,434
November	14,577	15,881
December	16,433	18,435
January	17,817	
February	20,303	
March	22,124	
April	22,969	
May	22,999	
June	22,996	

### QUALITY

	Quantity	Base Number	Contract	AT	Region	England
% of FP17s for the same patient ID Re-attending within 3 months - Children	158	2,604	6.1%	10.7%	13.4%	12.4%
% of FP17s for the same patient ID Re-attending within 3 months - Adults	618	5,918	10.4%	15.4%	17.3%	16.6%
% of FP17s for the same patient ID Re-attending between 3 & 9 months - Children	1,082	2,604	41.6%	58.5%	58.9%	57.5%
% of FP17s for the same patient ID Re-attending between 3 & 9 months - Adults	2,271	5,918	38.4%	52.8%	52.5%	50.4%
% of FP17s for Band 1 Urgent Courses	349	8,165	4.3%	7.6%	9.3%	9.1%
% of FP17s Relating to Free Repair or Replacements	48	8,165	0.6%	1.3%	1.0%	0.8%
% of FP17s Relating to Continuations	128	8,165	1.6%	1.6%	1.5%	1.3%
% of Patients satisfied with the dentistry they have received	9	9	N/A	94.2%	93.1%	92.7%
% of Patients satisfied with the time they had to wait for an appointment	8	9	N/A	89.1%	89.8%	88.8%

\* This is based on patients treated on this contract for their most recent course of treatment. Figures in italics indicate the base number of FP17s or Patient Questionnaire responses are less than 100. N/A is shown where the base number of responses is less than 10 during the period. % is calculated as Quantity/Base number\*100

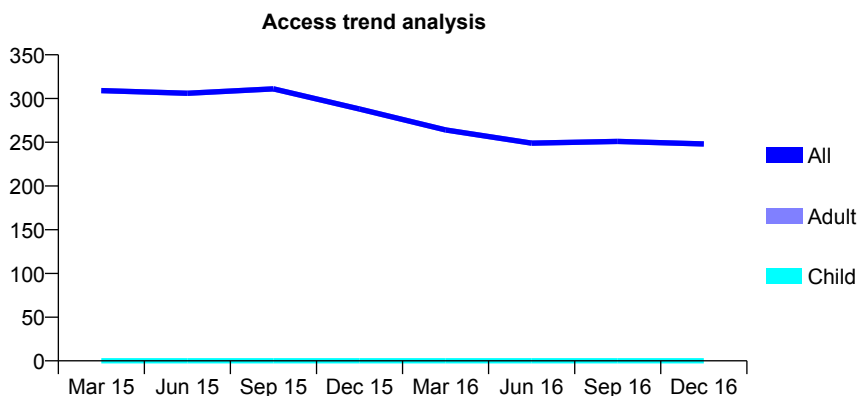
## Q51 - Vital Signs At a Glance Contract Report for 113395/0004 - December 2016

Name or company name	Ffolliott Bird Associates Ltd
Contract type name	GDS Contract
Purpose of contract	General
Contract start date	01/04/2008
Contract end date	

16/17 Contracted general activity (UDA)	1,080
Carry forward general activity (UDA)	0
16/17 Contracted orthodontic activity (UOA)	0
Carry forward orthodontic activity (UOA)	0
Baseline contract value	£65,000.42

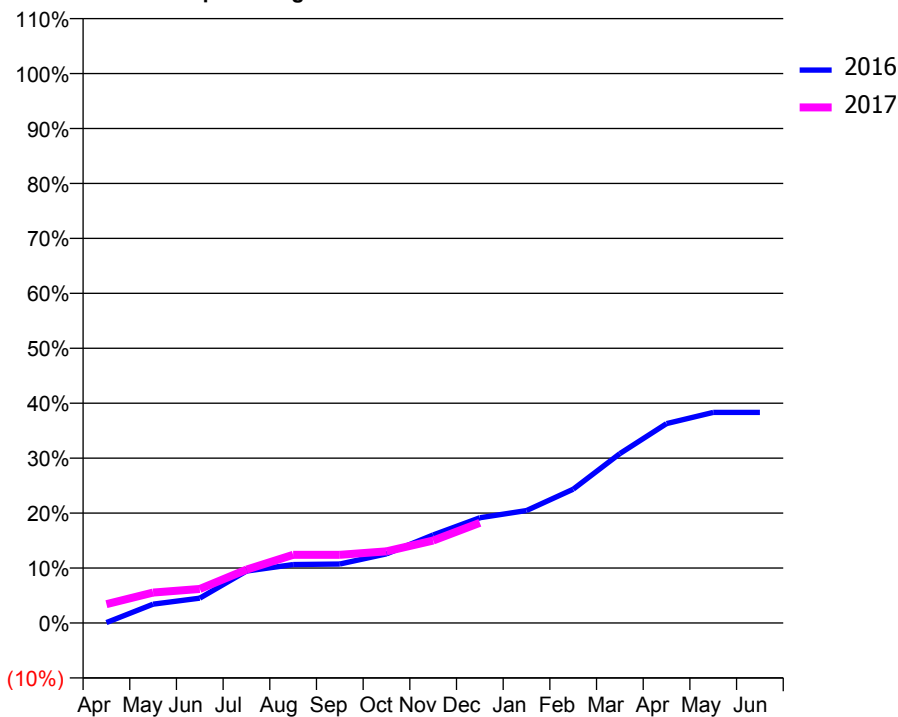
### ACCESS\*

Patients seen in 24 months	Total	Change since previous quarter
Quarter ending December 2015	288	
Quarter ending March 2016	264	↓
Quarter ending June 2016	249	↓
Quarter ending September 2016	251	→
Quarter ending December 2016	248	↓
<b>Variance since December 2015</b>	<b>(13.9%)</b>	<b>↓</b>



### ACTIVITY

Cumulative percentage of contracted UDA delivered 2016 & 2017



Month	Adjusted Scheduled Activity (UDA)	
	2016	2017
April	1	37
May	37	60
June	49	67
July	102	105
August	115	134
September	116	134
October	136	141
November	173	162
December	207	197
January	221	
February	263	
March	333	
April	392	
May	414	
June	414	

### QUALITY

	Quantity	Base Number	Contract	AT	Region	England
% of FP17s for the same patient ID Re-attending within 3 months - Children	0	0	N/A	10.7%	13.4%	12.4%
% of FP17s for the same patient ID Re-attending within 3 months - Adults	7	132	5.3%	15.4%	17.3%	16.6%
% of FP17s for the same patient ID Re-attending between 3 & 9 months - Children	0	0	N/A	58.5%	58.9%	57.5%
% of FP17s for the same patient ID Re-attending between 3 & 9 months - Adults	10	132	7.6%	52.8%	52.5%	50.4%
% of FP17s for Band 1 Urgent Courses	0	97	0.0%	7.6%	9.3%	9.1%
% of FP17s Relating to Free Repair or Replacements	0	97	0.0%	1.3%	1.0%	0.8%
% of FP17s Relating to Continuations	2	97	2.1%	1.6%	1.5%	1.3%
% of Patients satisfied with the dentistry they have received	1	1	N/A	94.2%	93.1%	92.7%
% of Patients satisfied with the time they had to wait for an appointment	1	1	N/A	89.1%	89.8%	88.8%

\* This is based on patients treated on this contract for their most recent course of treatment. Figures in italics indicate the base number of FP17s or Patient Questionnaire responses are less than 100. N/A is shown where the base number of responses is less than 10 during the period. % is calculated as Quantity/Base number\*100

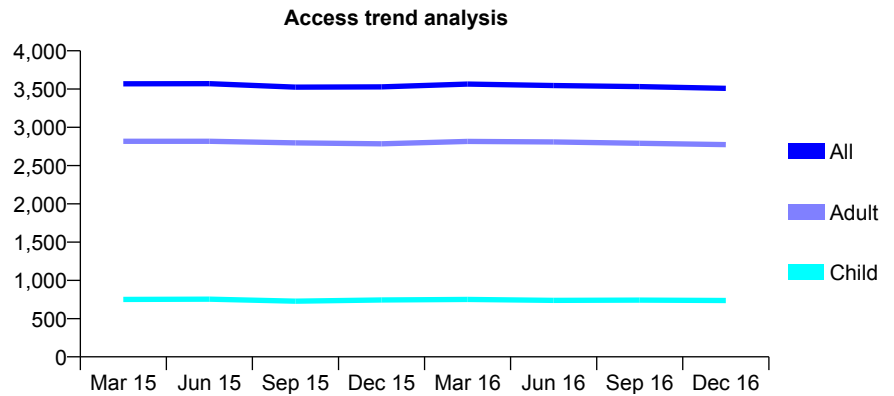
## Q51 - Vital Signs At a Glance Contract Report for 114227/0001 - December 2016

Name or company name	Holme Lane Dental Practice
Contract type name	GDS Contract
Purpose of contract	General
Contract start date	01/11/2008
Contract end date	

16/17 Contracted general activity (UDA)	10,817
Carry forward general activity (UDA)	-81
16/17 Contracted orthodontic activity (UOA)	0
Carry forward orthodontic activity (UOA)	0
Baseline contract value	£341,476.42

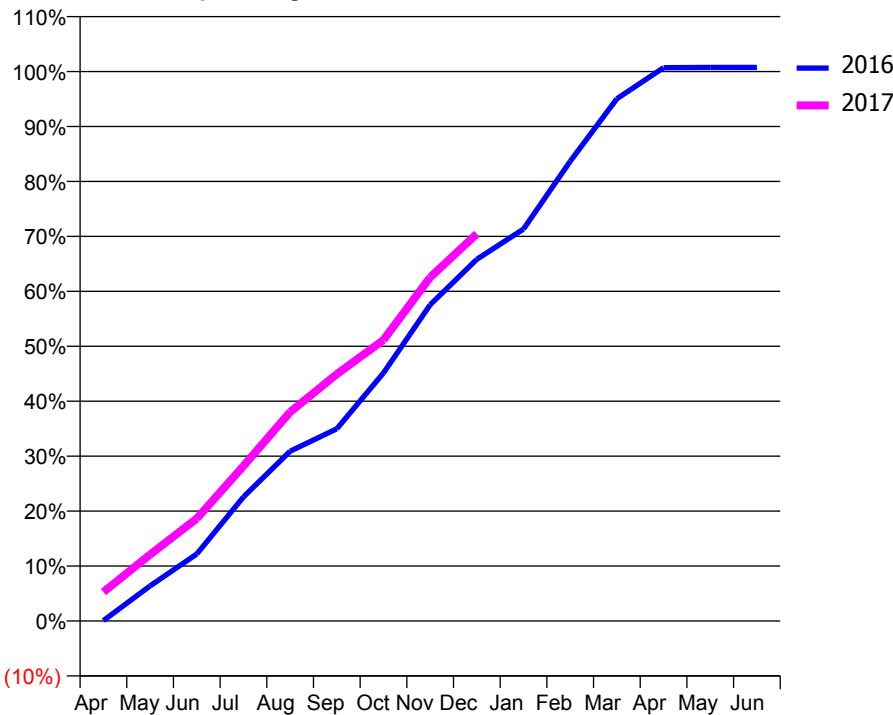
### ACCESS\*

Patients seen in 24 months	Total	Change since previous quarter
Quarter ending December 2015	3,529	
Quarter ending March 2016	3,565	→
Quarter ending June 2016	3,546	→
Quarter ending September 2016	3,532	→
Quarter ending December 2016	3,510	→
<b>Variance since December 2015</b>	<b>(0.5%)</b>	→



### ACTIVITY

Cumulative percentage of contracted UDA delivered 2016 & 2017



Month	Adjusted Scheduled Activity (UDA)	
	2016	2017
April	9	572
May	691	1,308
June	1,319	2,018
July	2,442	3,053
August	3,342	4,116
September	3,784	4,860
October	4,883	5,532
November	6,225	6,766
December	7,121	7,621
January	7,715	
February	9,049	
March	10,282	
April	10,893	
May	10,897	
June	10,898	

### QUALITY

	Quantity	Base Number	Contract	AT	Region	England
% of FP17s for the same patient ID Re-attending within 3 months - Children	63	746	8.4%	10.7%	13.4%	12.4%
% of FP17s for the same patient ID Re-attending within 3 months - Adults	461	2,778	16.6%	15.4%	17.3%	16.6%
% of FP17s for the same patient ID Re-attending between 3 & 9 months - Children	346	746	46.4%	58.5%	58.9%	57.5%
% of FP17s for the same patient ID Re-attending between 3 & 9 months - Adults	1,205	2,778	43.4%	52.8%	52.5%	50.4%
% of FP17s for Band 1 Urgent Courses	190	3,291	5.8%	7.6%	9.3%	9.1%
% of FP17s Relating to Free Repair or Replacements	44	3,291	1.3%	1.3%	1.0%	0.8%
% of FP17s Relating to Continuations	125	3,291	3.8%	1.6%	1.5%	1.3%
% of Patients satisfied with the dentistry they have received	9	9	N/A	94.2%	93.1%	92.7%
% of Patients satisfied with the time they had to wait for an appointment	9	9	N/A	89.1%	89.8%	88.8%

\* This is based on patients treated on this contract for their most recent course of treatment. Figures in italics indicate the base number of FP17s or Patient Questionnaire responses are less than 100. N/A is shown where the base number of responses is less than 10 during the period. % is calculated as Quantity/Base number\*100

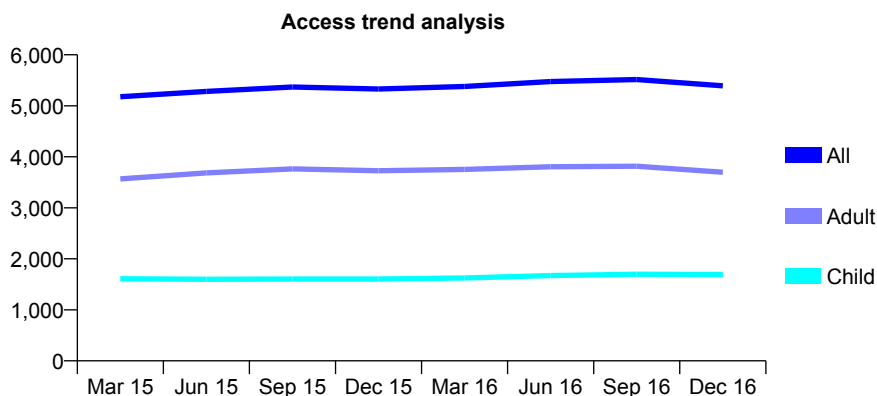
## Q51 - Vital Signs At a Glance Contract Report for 114871/0001 - December 2016

Name or company name	Abbeyle Road Family Dental Centre
Contract type name	GDS Contract
Purpose of contract	General
Contract start date	01/04/2012
Contract end date	

16/17 Contracted general activity (UDA)	13,643
Carry forward general activity (UDA)	0
16/17 Contracted orthodontic activity (UOA)	0
Carry forward orthodontic activity (UOA)	0
Baseline contract value	£357,896.14

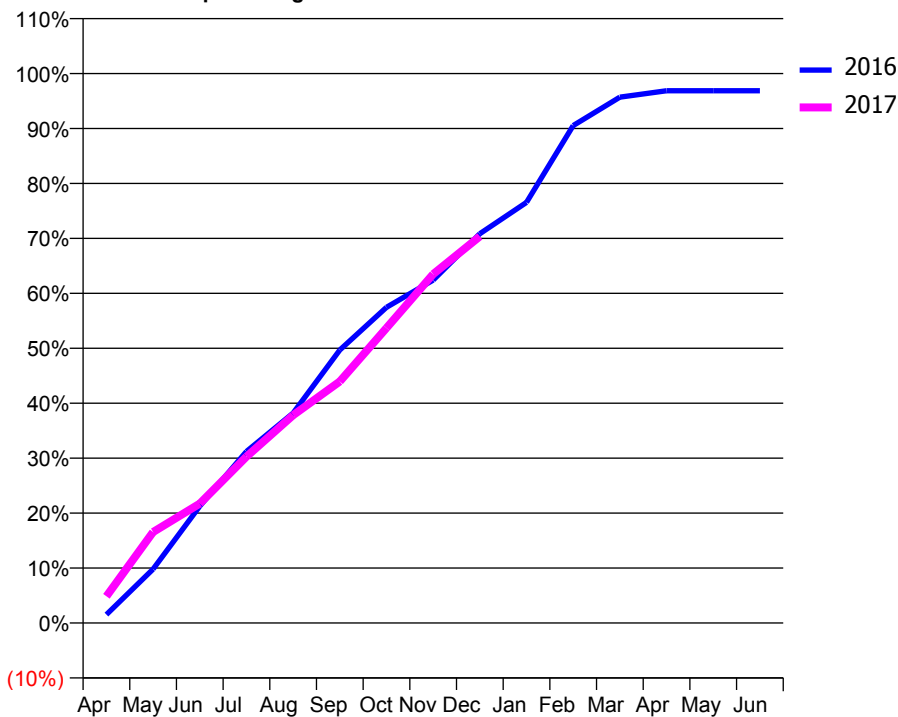
### ACCESS\*

Patients seen in 24 months	Total	Change since previous quarter
Quarter ending December 2015	5,330	
Quarter ending March 2016	5,379	→
Quarter ending June 2016	5,477	→
Quarter ending September 2016	5,515	→
Quarter ending December 2016	5,392	↓
<b>Variance since December 2015</b>	<b>1.2%</b>	<b>→</b>



### ACTIVITY

Cumulative percentage of contracted UDA delivered 2016 & 2017



Month	Adjusted Scheduled Activity (UDA)	
	2016	2017
April	210	663
May	1,341	2,260
June	2,902	2,965
July	4,260	4,129
August	5,214	5,160
September	6,780	5,998
October	7,840	7,326
November	8,514	8,661
December	9,665	9,599
January	10,445	
February	12,352	
March	13,056	
April	13,215	
May	13,215	
June	13,214	

### QUALITY

	Quantity	Base Number	Contract	AT	Region	England
% of FP17s for the same patient ID Re-attending within 3 months - Children	125	1,597	7.8%	10.7%	13.4%	12.4%
% of FP17s for the same patient ID Re-attending within 3 months - Adults	508	2,571	19.8%	15.4%	17.3%	16.6%
% of FP17s for the same patient ID Re-attending between 3 & 9 months - Children	683	1,597	42.8%	58.5%	58.9%	57.5%
% of FP17s for the same patient ID Re-attending between 3 & 9 months - Adults	960	2,571	37.3%	52.8%	52.5%	50.4%
% of FP17s for Band 1 Urgent Courses	279	4,087	6.8%	7.6%	9.3%	9.1%
% of FP17s Relating to Free Repair or Replacements	3	4,087	0.1%	1.3%	1.0%	0.8%
% of FP17s Relating to Continuations	179	4,087	4.4%	1.6%	1.5%	1.3%
% of Patients satisfied with the dentistry they have received	0	3	N/A	94.2%	93.1%	92.7%
% of Patients satisfied with the time they had to wait for an appointment	0	3	N/A	89.1%	89.8%	88.8%

\* This is based on patients treated on this contract for their most recent course of treatment. Figures in italics indicate the base number of FP17s or Patient Questionnaire responses are less than 100. N/A is shown where the base number of responses is less than 10 during the period. % is calculated as Quantity/Base number\*100



## Q51 - Vital Signs At a Glance Contract Report for 115142/0001 - December 2016

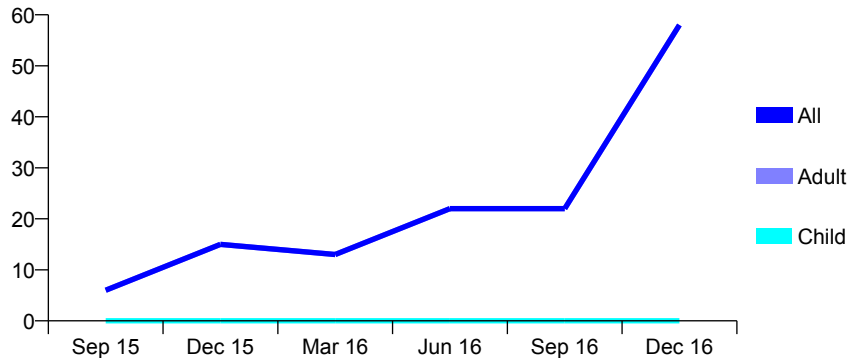
Name or company name	Sheffield Teaching Hospital NHS FT
Contract type name	PDS Contract
Purpose of contract	General
Contract start date	01/05/2015
Contract end date	30/04/2020

16/17 Contracted general activity (UDA)	1,800
Carry forward general activity (UDA)	0
16/17 Contracted orthodontic activity (UOA)	0
Carry forward orthodontic activity (UOA)	0
Baseline contract value	£74,700.15

### ACCESS\*

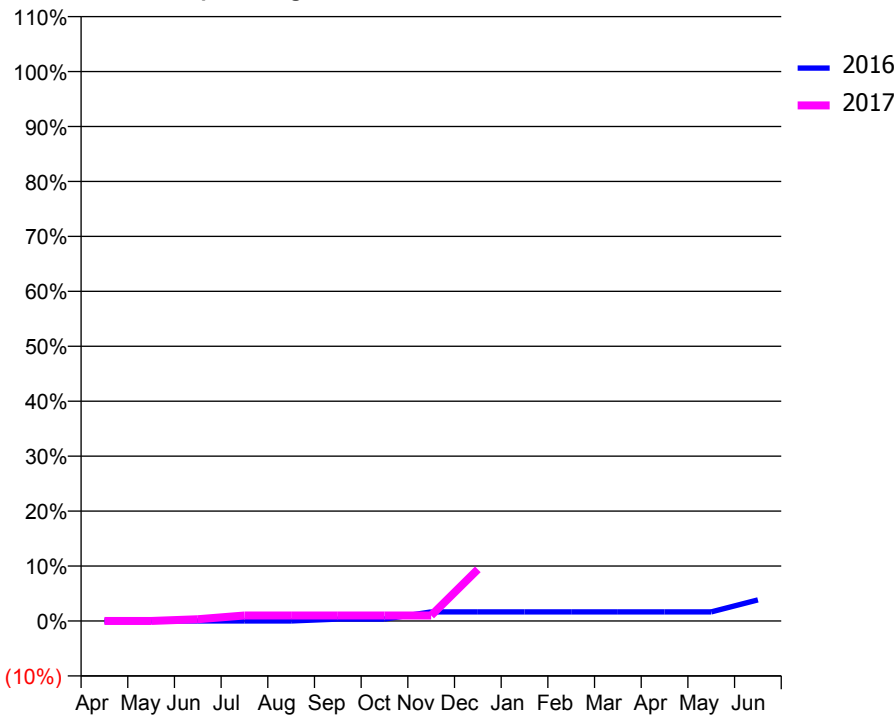
Patients seen in 24 months	Total	Change since previous quarter
Quarter ending December 2015	15	
Quarter ending March 2016	13	↓
Quarter ending June 2016	22	↑
Quarter ending September 2016	22	→
Quarter ending December 2016	58	↑
<b>Variance since December 2015</b>	<b>286.7%</b>	<b>↑</b>

### Access trend analysis



### ACTIVITY

#### Cumulative percentage of contracted UDA delivered 2016 & 2017



Month	Adjusted Scheduled Activity (UDA)	
	2016	2017
April	0	0
May	0	0
June	0	6
July	0	18
August	0	18
September	6	18
October	6	18
November	28	18
December	28	169
January	28	
February	28	
March	28	
April	28	
May	28	
June	64	

### QUALITY

	Quantity	Base Number	Contract	AT	Region	England
% of FP17s for the same patient ID Re-attending within 3 months - Children	0	1	0.0%	10.7%	13.4%	12.4%
% of FP17s for the same patient ID Re-attending within 3 months - Adults	0	73	0.0%	15.4%	17.3%	16.6%
% of FP17s for the same patient ID Re-attending between 3 & 9 months - Children	0	1	0.0%	58.5%	58.9%	57.5%
% of FP17s for the same patient ID Re-attending between 3 & 9 months - Adults	0	73	0.0%	52.8%	52.5%	50.4%
% of FP17s for Band 1 Urgent Courses	1	57	1.8%	7.6%	9.3%	9.1%
% of FP17s Relating to Free Repair or Replacements	0	57	0.0%	1.3%	1.0%	0.8%
% of FP17s Relating to Continuations	0	57	0.0%	1.6%	1.5%	1.3%
% of Patients satisfied with the dentistry they have received	0	0	N/A	94.2%	93.1%	92.7%
% of Patients satisfied with the time they had to wait for an appointment	0	0	N/A	89.1%	89.8%	88.8%

\* This is based on patients treated on this contract for their most recent course of treatment. Figures in italics indicate the base number of FP17s or Patient Questionnaire responses are less than 100. N/A is shown where the base number of responses is less than 10 during the period. % is calculated as Quantity/Base number\*100

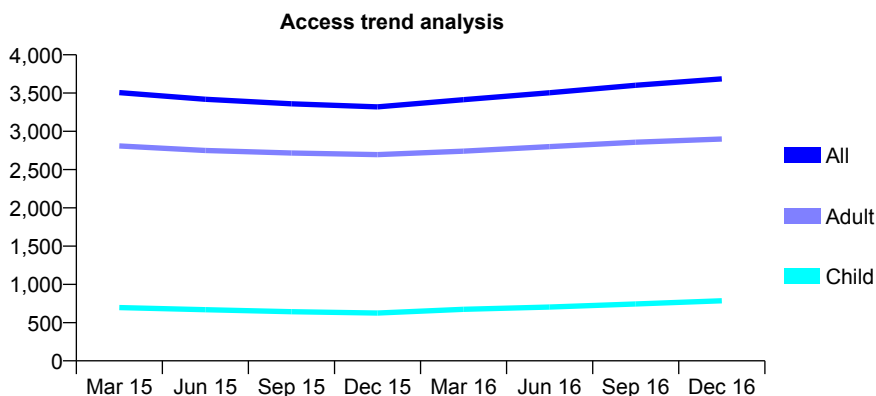
## Q51 - Vital Signs At a Glance Contract Report for 116823/0001 - December 2016

Name or company name	Rayner and Horscroft
Contract type name	GDS Contract
Purpose of contract	General
Contract start date	27/01/2010
Contract end date	

16/17 Contracted general activity (UDA)	10,751
Carry forward general activity (UDA)	91
16/17 Contracted orthodontic activity (UOA)	0
Carry forward orthodontic activity (UOA)	0
Baseline contract value	£340,268.78

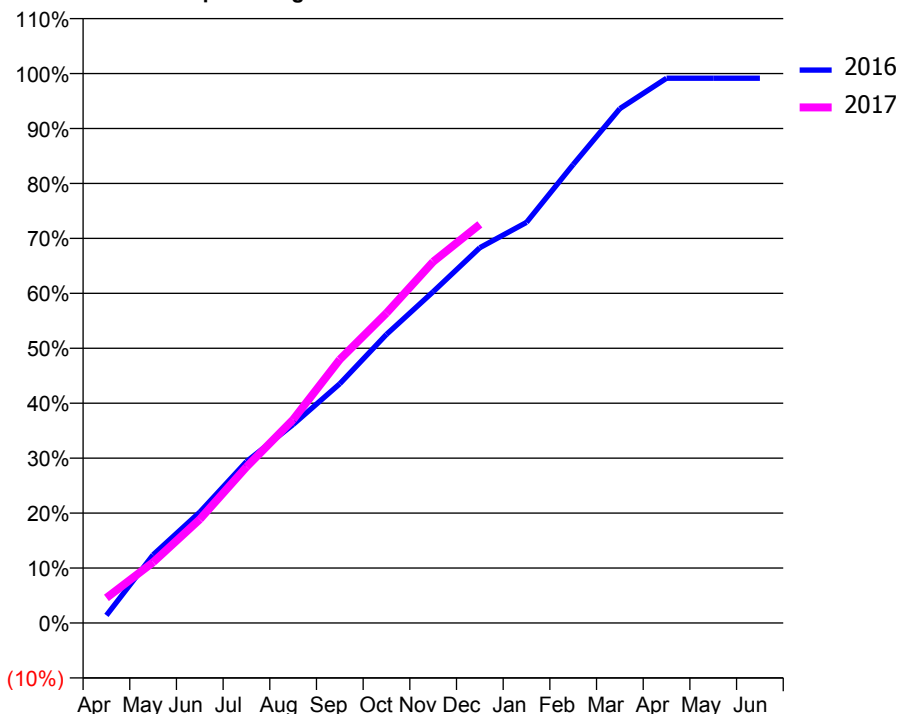
### ACCESS\*

Patients seen in 24 months	Total	Change since previous quarter
Quarter ending December 2015	3,320	
Quarter ending March 2016	3,414	↑
Quarter ending June 2016	3,504	↑
Quarter ending September 2016	3,601	↑
Quarter ending December 2016	3,685	↑
<b>Variance since December 2015</b>	<b>11.0%</b>	<b>↑</b>



### ACTIVITY

Cumulative percentage of contracted UDA delivered 2016 & 2017



Month	Adjusted Scheduled Activity (UDA)	
	2016	2017
April	150	491
May	1,327	1,189
June	2,159	2,029
July	3,144	3,055
August	3,866	3,979
September	4,661	5,157
October	5,621	6,063
November	6,454	7,068
December	7,310	7,798
January	7,805	
February	8,932	
March	10,018	
April	10,612	
May	10,612	
June	10,612	

### QUALITY

	Quantity	Base Number	Contract	AT	Region	England
% of FP17s for the same patient ID Re-attending within 3 months - Children	182	1,165	15.6%	10.7%	13.4%	12.4%
% of FP17s for the same patient ID Re-attending within 3 months - Adults	447	4,026	11.1%	15.4%	17.3%	16.6%
% of FP17s for the same patient ID Re-attending between 3 & 9 months - Children	706	1,165	60.6%	58.5%	58.9%	57.5%
% of FP17s for the same patient ID Re-attending between 3 & 9 months - Adults	2,958	4,026	73.5%	52.8%	52.5%	50.4%
% of FP17s for Band 1 Urgent Courses	122	4,904	2.5%	7.6%	9.3%	9.1%
% of FP17s Relating to Free Repair or Replacements	27	4,904	0.6%	1.3%	1.0%	0.8%
% of FP17s Relating to Continuations	53	4,904	1.1%	1.6%	1.5%	1.3%
% of Patients satisfied with the dentistry they have received	7	8	N/A	94.2%	93.1%	92.7%
% of Patients satisfied with the time they had to wait for an appointment	7	8	N/A	89.1%	89.8%	88.8%

\* This is based on patients treated on this contract for their most recent course of treatment. Figures in italics indicate the base number of FP17s or Patient Questionnaire responses are less than 100. N/A is shown where the base number of responses is less than 10 during the period. % is calculated as Quantity/Base number\*100

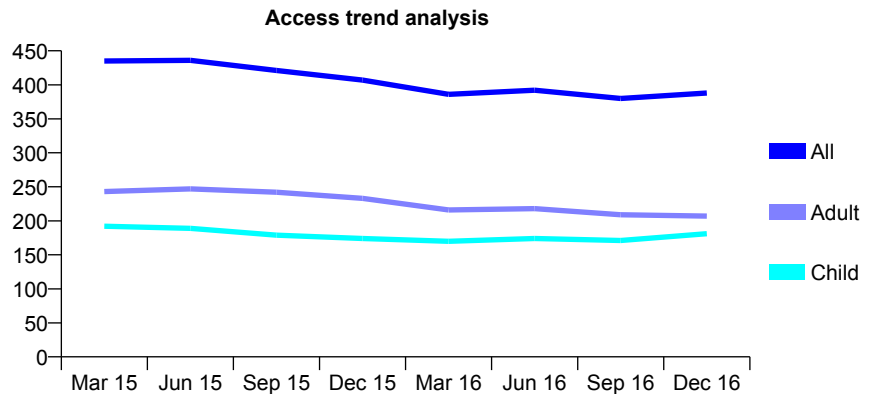
## Q51 - Vital Signs At a Glance Contract Report for 117641/0001 - December 2016

Name or company name	Bealby & Jones
Contract type name	GDS Contract
Purpose of contract	General
Contract start date	01/04/2006
Contract end date	

16/17 Contracted general activity (UDA)	1,207
Carry forward general activity (UDA)	0
16/17 Contracted orthodontic activity (UOA)	0
Carry forward orthodontic activity (UOA)	0
Baseline contract value	£37,996.97

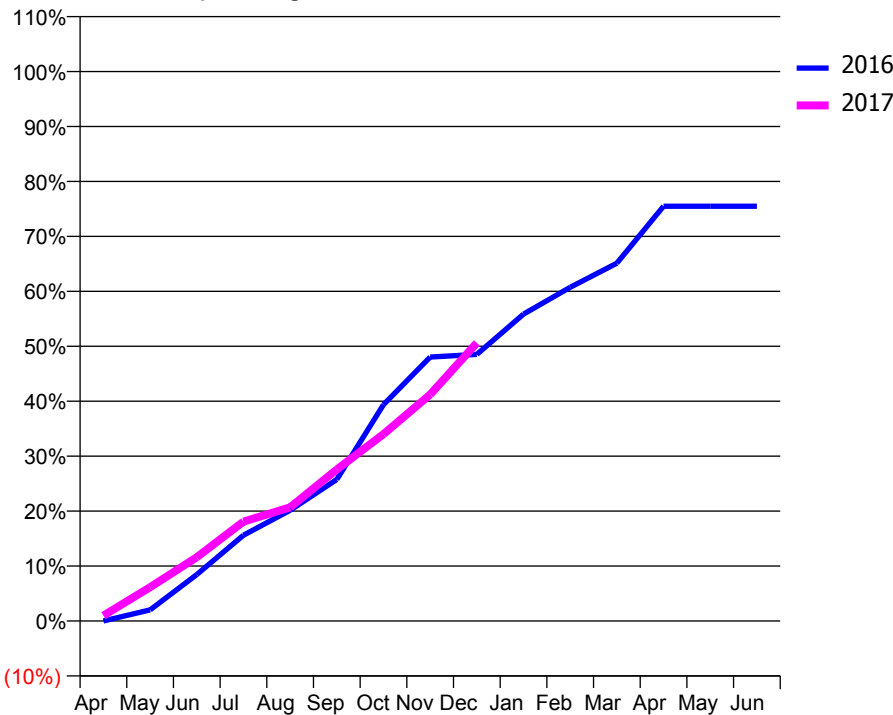
### ACCESS\*

Patients seen in 24 months	Total	Change since previous quarter
Quarter ending December 2015	407	
Quarter ending March 2016	386	↓
Quarter ending June 2016	392	→
Quarter ending September 2016	380	↓
Quarter ending December 2016	388	↑
<b>Variance since December 2015</b>	<b>(4.7%)</b>	<b>↓</b>



### ACTIVITY

Cumulative percentage of contracted UDA delivered 2016 & 2017



Month	Adjusted Scheduled Activity (UDA)	
	2016	2017
April	0	12
May	24	74
June	102	140
July	188	218
August	243	250
September	311	333
October	475	410
November	580	498
December	586	611
January	674	
February	733	
March	786	
April	911	
May	911	
June	911	

### QUALITY

	Quantity	Base Number	Contract	AT	Region	England
% of FP17s for the same patient ID Re-attending within 3 months - Children	3	196	1.5%	10.7%	13.4%	12.4%
% of FP17s for the same patient ID Re-attending within 3 months - Adults	12	169	7.1%	15.4%	17.3%	16.6%
% of FP17s for the same patient ID Re-attending between 3 & 9 months - Children	116	196	59.2%	58.5%	58.9%	57.5%
% of FP17s for the same patient ID Re-attending between 3 & 9 months - Adults	68	169	40.2%	52.8%	52.5%	50.4%
% of FP17s for Band 1 Urgent Courses	19	305	6.2%	7.6%	9.3%	9.1%
% of FP17s Relating to Free Repair or Replacements	1	305	0.3%	1.3%	1.0%	0.8%
% of FP17s Relating to Continuations	1	305	0.3%	1.6%	1.5%	1.3%
% of Patients satisfied with the dentistry they have received	2	2	N/A	94.2%	93.1%	92.7%
% of Patients satisfied with the time they had to wait for an appointment	2	2	N/A	89.1%	89.8%	88.8%

\* This is based on patients treated on this contract for their most recent course of treatment. Figures in italics indicate the base number of FP17s or Patient Questionnaire responses are less than 100. N/A is shown where the base number of responses is less than 10 during the period. % is calculated as Quantity/Base number\*100

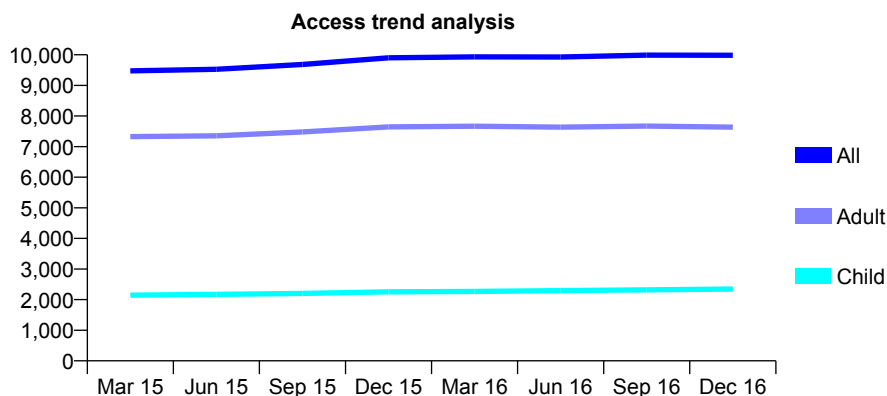
## Q51 - Vital Signs At a Glance Contract Report for 118060/0005 - December 2016

Name or company name	Genix Healthcare Ltd
Contract type name	GDS Contract
Purpose of contract	General
Contract start date	01/11/2006
Contract end date	

16/17 Contracted general activity (UDA)	28,148
Carry forward general activity (UDA)	1,094
16/17 Contracted orthodontic activity (UOA)	0
Carry forward orthodontic activity (UOA)	0
Baseline contract value	£726,396.18

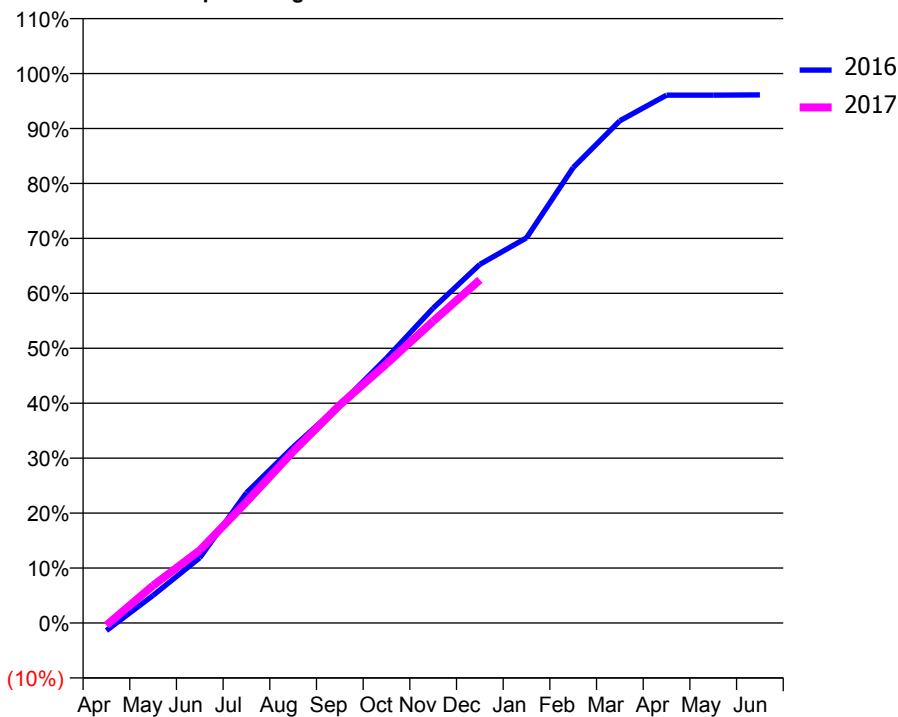
### ACCESS\*

Patients seen in 24 months	Total	Change since previous quarter
Quarter ending December 2015	9,900	
Quarter ending March 2016	9,933	→
Quarter ending June 2016	9,928	→
Quarter ending September 2016	9,988	→
Quarter ending December 2016	9,985	→
<b>Variance since December 2015</b>	<b>0.9%</b>	<b>→</b>



### ACTIVITY

Cumulative percentage of contracted UDA delivered 2016 & 2017



Month	Adjusted Scheduled Activity (UDA)	
	2016	2017
April	-391	-123
May	1,417	1,923
June	3,345	3,723
July	6,671	6,204
August	9,010	8,787
September	11,172	11,171
October	13,566	13,273
November	16,132	15,463
December	18,370	17,576
January	19,730	
February	23,333	
March	25,727	
April	27,039	
May	27,040	
June	27,054	

### QUALITY

	Quantity	Base Number	Contract	AT	Region	England
% of FP17s for the same patient ID Re-attending within 3 months - Children	325	2,969	10.9%	10.7%	13.4%	12.4%
% of FP17s for the same patient ID Re-attending within 3 months - Adults	1,264	8,500	14.9%	15.4%	17.3%	16.6%
% of FP17s for the same patient ID Re-attending between 3 & 9 months - Children	1,943	2,969	65.4%	58.5%	58.9%	57.5%
% of FP17s for the same patient ID Re-attending between 3 & 9 months - Adults	5,088	8,500	59.9%	52.8%	52.5%	50.4%
% of FP17s for Band 1 Urgent Courses	779	10,794	7.2%	7.6%	9.3%	9.1%
% of FP17s Relating to Free Repair or Replacements	91	10,794	0.8%	1.3%	1.0%	0.8%
% of FP17s Relating to Continuations	77	10,794	0.7%	1.6%	1.5%	1.3%
% of Patients satisfied with the dentistry they have received	33	34	97.1%	94.2%	93.1%	92.7%
% of Patients satisfied with the time they had to wait for an appointment	30	34	88.2%	89.1%	89.8%	88.8%

\* This is based on patients treated on this contract for their most recent course of treatment. Figures in italics indicate the base number of FP17s or Patient Questionnaire responses are less than 100. N/A is shown where the base number of responses is less than 10 during the period. % is calculated as Quantity/Base number\*100

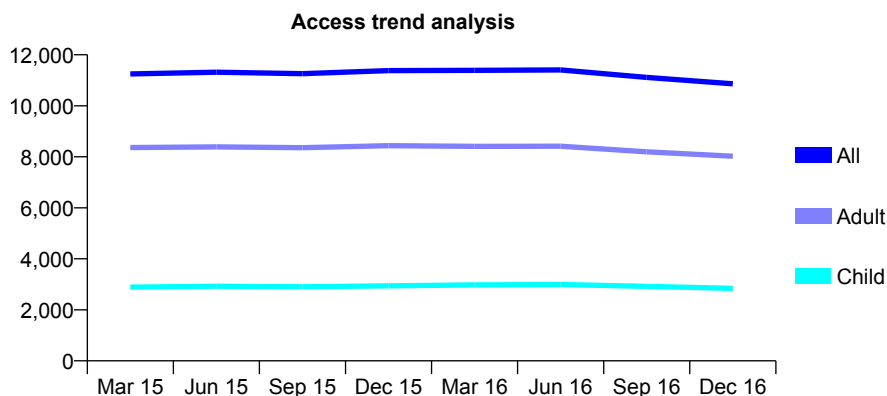
## Q51 - Vital Signs At a Glance Contract Report for 118060/0007 - December 2016

Name or company name	Genix Healthcare Ltd
Contract type name	GDS Contract
Purpose of contract	General
Contract start date	01/01/2007
Contract end date	

16/17 Contracted general activity (UDA)	31,865
Carry forward general activity (UDA)	-637
16/17 Contracted orthodontic activity (UOA)	0
Carry forward orthodontic activity (UOA)	0
Baseline contract value	£901,714.44

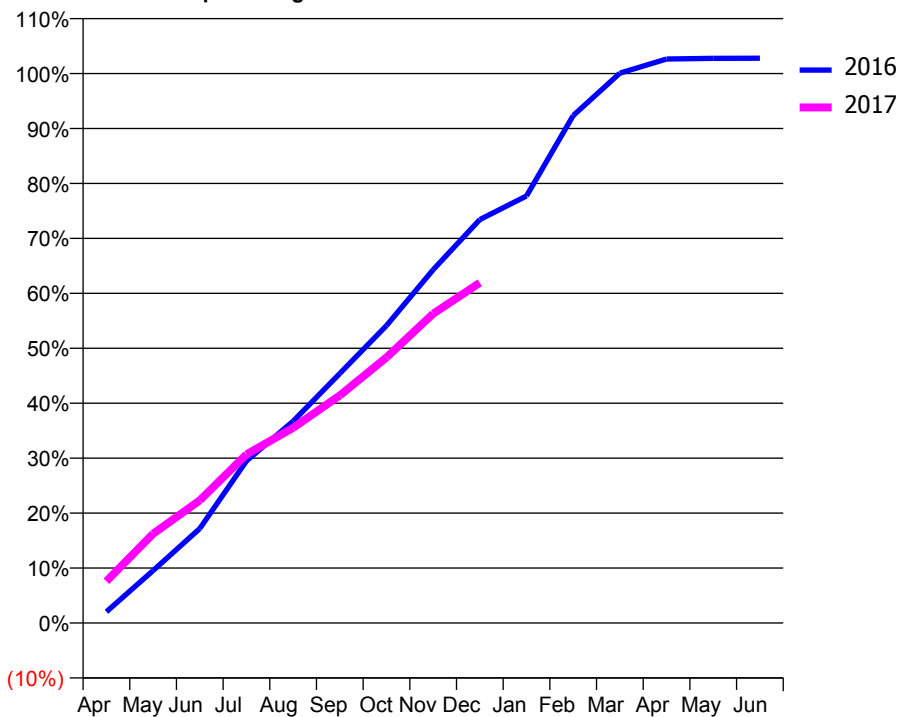
### ACCESS\*

Patients seen in 24 months	Total	Change since previous quarter
Quarter ending December 2015	11,378	
Quarter ending March 2016	11,390	→
Quarter ending June 2016	11,406	→
Quarter ending September 2016	11,116	↓
Quarter ending December 2016	10,864	↓
<b>Variance since December 2015</b>	<b>(4.5%)</b>	<b>↓</b>



### ACTIVITY

Cumulative percentage of contracted UDA delivered 2016 & 2017



Month	Adjusted Scheduled Activity (UDA)	
	2016	2017
April	656	2,421
May	3,040	5,177
June	5,482	7,110
July	9,398	9,778
August	11,704	11,313
September	14,473	13,194
October	17,247	15,397
November	20,488	17,939
December	23,392	19,731
January	24,765	
February	29,425	
March	31,885	
April	32,703	
May	32,746	
June	32,749	

### QUALITY

	Quantity	Base Number	Contract	AT	Region	England
% of FP17s for the same patient ID Re-attending within 3 months - Children	213	2,549	8.4%	10.7%	13.4%	12.4%
% of FP17s for the same patient ID Re-attending within 3 months - Adults	956	6,756	14.2%	15.4%	17.3%	16.6%
% of FP17s for the same patient ID Re-attending between 3 & 9 months - Children	1,344	2,549	52.7%	58.5%	58.9%	57.5%
% of FP17s for the same patient ID Re-attending between 3 & 9 months - Adults	3,376	6,756	50.0%	52.8%	52.5%	50.4%
% of FP17s for Band 1 Urgent Courses	859	8,819	9.7%	7.6%	9.3%	9.1%
% of FP17s Relating to Free Repair or Replacements	97	8,819	1.1%	1.3%	1.0%	0.8%
% of FP17s Relating to Continuations	34	8,819	0.4%	1.6%	1.5%	1.3%
% of Patients satisfied with the dentistry they have received	11	13	84.6%	94.2%	93.1%	92.7%
% of Patients satisfied with the time they had to wait for an appointment	11	13	84.6%	89.1%	89.8%	88.8%

\* This is based on patients treated on this contract for their most recent course of treatment. Figures in italics indicate the base number of FP17s or Patient Questionnaire responses are less than 100. N/A is shown where the base number of responses is less than 10 during the period. % is calculated as Quantity/Base number\*100

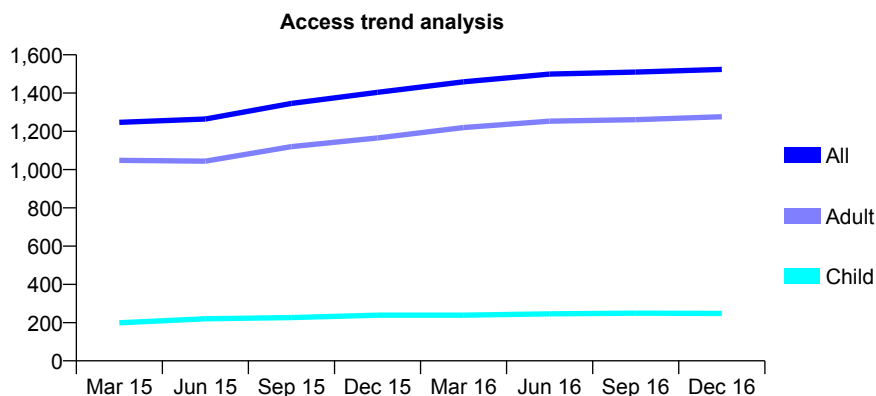
## Q51 - Vital Signs At a Glance Contract Report for 118060/0011 - December 2016

Name or company name	Genix Healthcare Ltd
Contract type name	GDS Contract
Purpose of contract	General
Contract start date	01/04/2007
Contract end date	

16/17 Contracted general activity (UDA)	4,381
Carry forward general activity (UDA)	-41
16/17 Contracted orthodontic activity (UOA)	0
Carry forward orthodontic activity (UOA)	0
Baseline contract value	£123,973.71

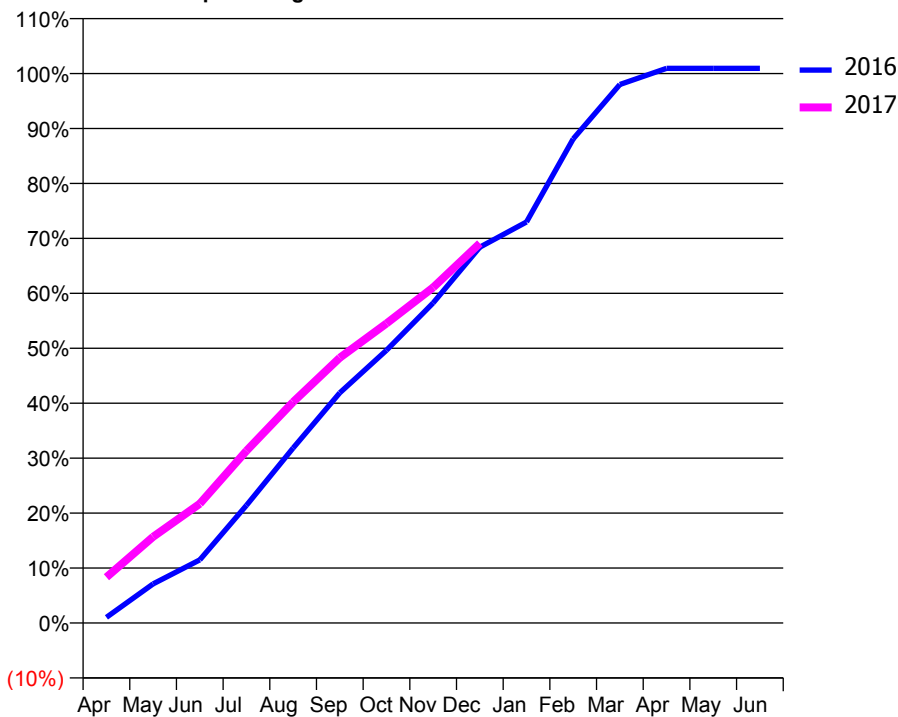
### ACCESS\*

Patients seen in 24 months	Total	Change since previous quarter
Quarter ending December 2015	1,404	
Quarter ending March 2016	1,459	↑
Quarter ending June 2016	1,499	↑
Quarter ending September 2016	1,510	→
Quarter ending December 2016	1,524	→
<b>Variance since December 2015</b>	<b>8.5%</b>	<b>↑</b>



### ACTIVITY

**Cumulative percentage of contracted UDA delivered 2016 & 2017**



Month	Adjusted Scheduled Activity (UDA)	
	2016	2017
April	45	366
May	312	688
June	503	951
July	938	1,373
August	1,396	1,762
September	1,836	2,115
October	2,175	2,388
November	2,552	2,676
December	2,997	3,027
January	3,197	
February	3,859	
March	4,294	
April	4,422	
May	4,422	
June	4,422	

### QUALITY

	Quantity	Base Number	Contract	AT	Region	England
% of FP17s for the same patient ID Re-attending within 3 months - Children	11	311	3.5%	10.7%	13.4%	12.4%
% of FP17s for the same patient ID Re-attending within 3 months - Adults	138	1,464	9.4%	15.4%	17.3%	16.6%
% of FP17s for the same patient ID Re-attending between 3 & 9 months - Children	242	311	77.8%	58.5%	58.9%	57.5%
% of FP17s for the same patient ID Re-attending between 3 & 9 months - Adults	921	1,464	62.9%	52.8%	52.5%	50.4%
% of FP17s for Band 1 Urgent Courses	90	1,709	5.3%	7.6%	9.3%	9.1%
% of FP17s Relating to Free Repair or Replacements	4	1,709	0.2%	1.3%	1.0%	0.8%
% of FP17s Relating to Continuations	9	1,709	0.5%	1.6%	1.5%	1.3%
% of Patients satisfied with the dentistry they have received	2	2	N/A	94.2%	93.1%	92.7%
% of Patients satisfied with the time they had to wait for an appointment	1	2	N/A	89.1%	89.8%	88.8%

\* This is based on patients treated on this contract for their most recent course of treatment. Figures in italics indicate the base number of FP17s or Patient Questionnaire responses are less than 100. N/A is shown where the base number of responses is less than 10 during the period. % is calculated as Quantity/Base number\*100

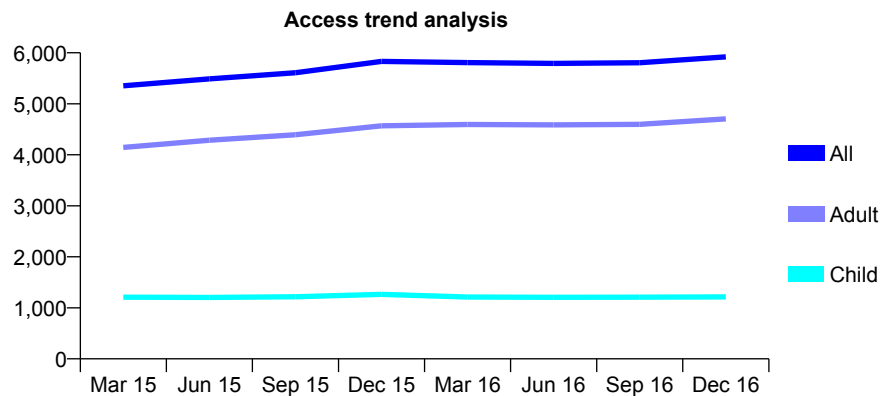
## Q51 - Vital Signs At a Glance Contract Report for 118060/0013 - December 2016

Name or company name	Genix Healthcare Ltd
Contract type name	Pilot Contract
Purpose of contract	General
Contract start date	01/05/2007
Contract end date	

16/17 Contracted general activity (UDA)	25,767
Carry forward general activity (UDA)	0
16/17 Contracted orthodontic activity (UOA)	0
Carry forward orthodontic activity (UOA)	0
Baseline contract value	£868,555.18

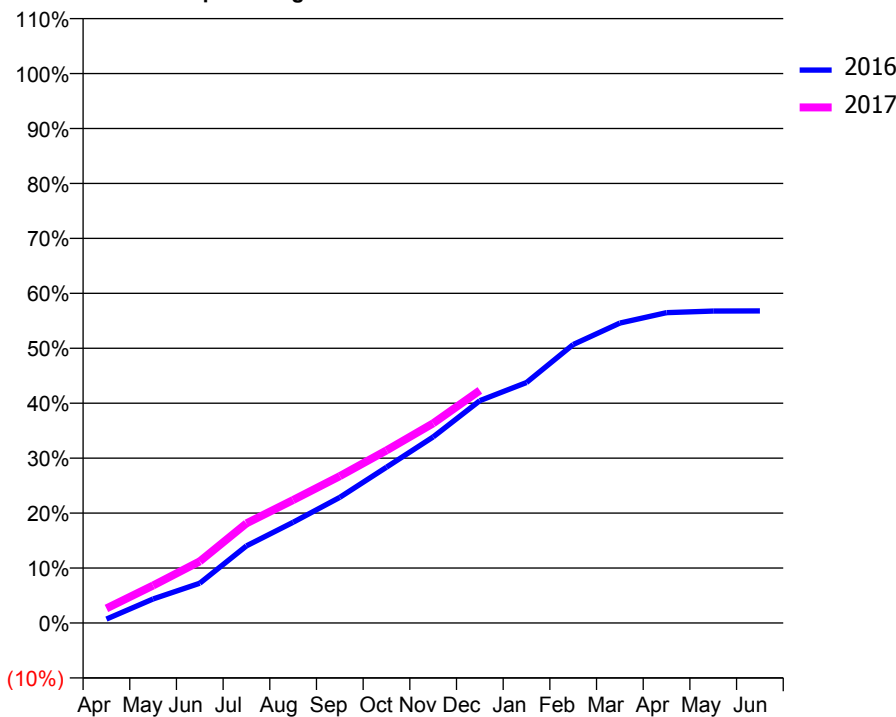
### ACCESS\*

Patients seen in 24 months	Total	Change since previous quarter
Quarter ending December 2015	5,831	
Quarter ending March 2016	5,807	→
Quarter ending June 2016	5,793	→
Quarter ending September 2016	5,805	→
Quarter ending December 2016	5,920	→
<b>Variance since December 2015</b>	<b>1.5%</b>	<b>→</b>



### ACTIVITY

Cumulative percentage of contracted UDA delivered 2016 & 2017



Month	Adjusted Scheduled Activity (UDA)	
	2016	2017
April	186	686
May	1,126	1,758
June	1,866	2,889
July	3,614	4,673
August	4,724	5,767
September	5,891	6,888
October	7,308	8,093
November	8,727	9,365
December	10,428	10,910
January	11,274	
February	13,059	
March	14,068	
April	14,557	
May	14,629	
June	14,633	

### QUALITY

	Quantity	Base Number	Contract	AT	Region	England
% of FP17s for the same patient ID Re-attending within 3 months - Children	91	1,276	7.1%	10.7%	13.4%	12.4%
% of FP17s for the same patient ID Re-attending within 3 months - Adults	506	4,224	12.0%	15.4%	17.3%	16.6%
% of FP17s for the same patient ID Re-attending between 3 & 9 months - Children	617	1,276	48.4%	58.5%	58.9%	57.5%
% of FP17s for the same patient ID Re-attending between 3 & 9 months - Adults	1,465	4,224	34.7%	52.8%	52.5%	50.4%
% of FP17s for Band 1 Urgent Courses	693	5,256	13.2%	7.6%	9.3%	9.1%
% of FP17s Relating to Free Repair or Replacements	24	5,256	0.5%	1.3%	1.0%	0.8%
% of FP17s Relating to Continuations	20	5,256	0.4%	1.6%	1.5%	1.3%
% of Patients satisfied with the dentistry they have received	3	3	N/A	94.2%	93.1%	92.7%
% of Patients satisfied with the time they had to wait for an appointment	3	3	N/A	89.1%	89.8%	88.8%

\* This is based on patients treated on this contract for their most recent course of treatment. Figures in italics indicate the base number of FP17s or Patient Questionnaire responses are less than 100. N/A is shown where the base number of responses is less than 10 during the period. % is calculated as Quantity/Base number\*100



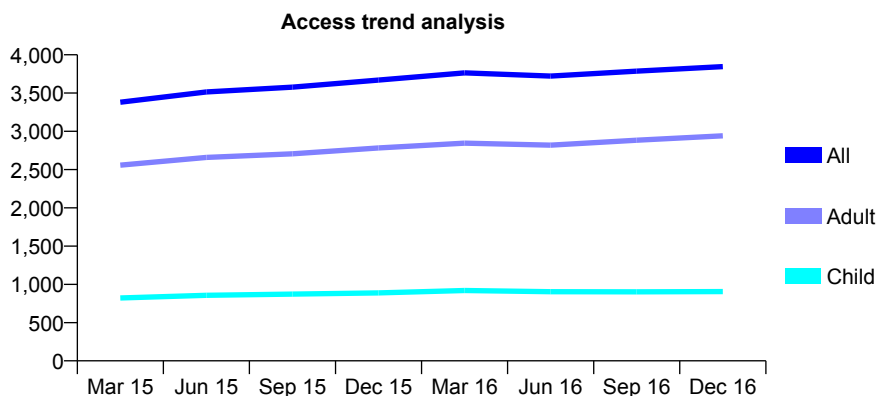
## Q51 - Vital Signs At a Glance Contract Report for 119008/0001 - December 2016

Name or company name	765 Dental Care
Contract type name	GDS Contract
Purpose of contract	General
Contract start date	01/04/2014
Contract end date	

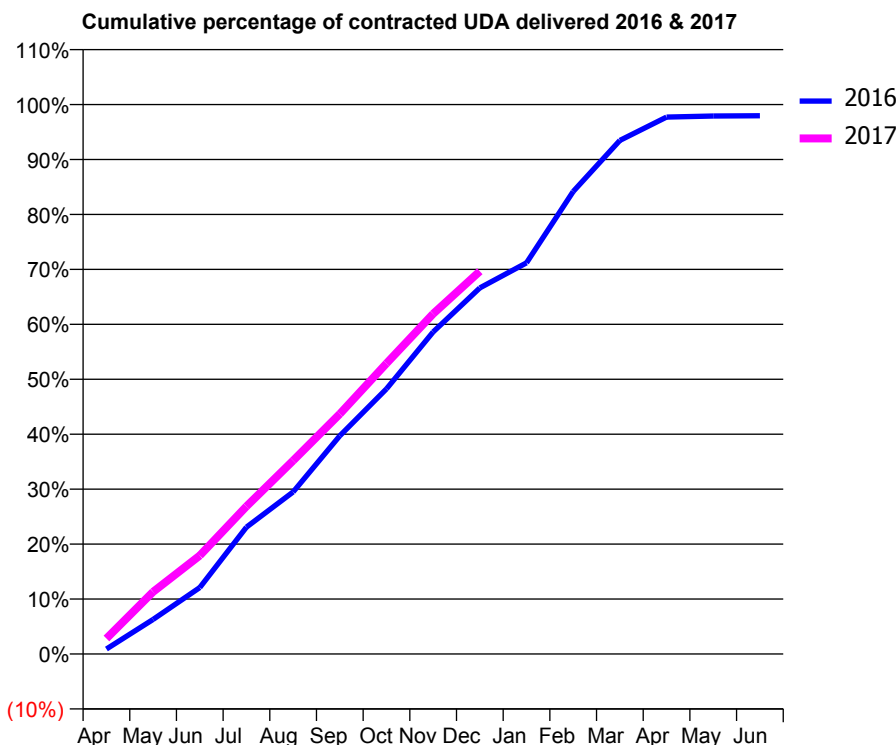
16/17 Contracted general activity (UDA)	11,430
Carry forward general activity (UDA)	233
16/17 Contracted orthodontic activity (UOA)	0
Carry forward orthodontic activity (UOA)	0
Baseline contract value	£342,845.73

### ACCESS\*

Patients seen in 24 months	Total	Change since previous quarter
Quarter ending December 2015	3,670	
Quarter ending March 2016	3,764	↑
Quarter ending June 2016	3,722	↓
Quarter ending September 2016	3,786	→
Quarter ending December 2016	3,846	→
<b>Variance since December 2015</b>	<b>4.8%</b>	<b>↑</b>



### ACTIVITY



Month	Adjusted Scheduled Activity (UDA)	
	2016	2017
April	105	323
May	720	1,293
June	1,381	2,049
July	2,639	3,071
August	3,373	4,024
September	4,539	4,994
October	5,515	6,045
November	6,699	7,076
December	7,616	7,961
January	8,136	
February	9,621	
March	10,682	
April	11,169	
May	11,190	
June	11,197	

### QUALITY

	Quantity	Base Number	Contract	AT	Region	England
% of FP17s for the same patient ID Re-attending within 3 months - Children	67	1,074	6.2%	10.7%	13.4%	12.4%
% of FP17s for the same patient ID Re-attending within 3 months - Adults	584	3,764	15.5%	15.4%	17.3%	16.6%
% of FP17s for the same patient ID Re-attending between 3 & 9 months - Children	722	1,074	67.2%	58.5%	58.9%	57.5%
% of FP17s for the same patient ID Re-attending between 3 & 9 months - Adults	2,382	3,764	63.3%	52.8%	52.5%	50.4%
% of FP17s for Band 1 Urgent Courses	235	4,555	5.2%	7.6%	9.3%	9.1%
% of FP17s Relating to Free Repair or Replacements	35	4,555	0.8%	1.3%	1.0%	0.8%
% of FP17s Relating to Continuations	66	4,555	1.4%	1.6%	1.5%	1.3%
% of Patients satisfied with the dentistry they have received	6	6	N/A	94.2%	93.1%	92.7%
% of Patients satisfied with the time they had to wait for an appointment	5	6	N/A	89.1%	89.8%	88.8%

\* This is based on patients treated on this contract for their most recent course of treatment. Figures in italics indicate the base number of FP17s or Patient Questionnaire responses are less than 100. N/A is shown where the base number of responses is less than 10 during the period. % is calculated as Quantity/Base number\*100

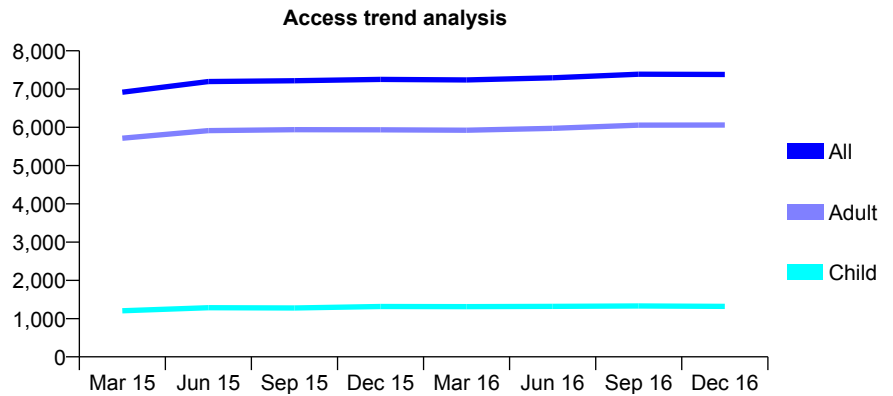
## Q51 - Vital Signs At a Glance Contract Report for 120324/0001 - December 2016

Name or company name	HUGHES-DOCHERTY & BASMA SABER
Contract type name	GDS Contract
Purpose of contract	General
Contract start date	01/04/2006
Contract end date	

16/17 Contracted general activity (UDA)	21,825
Carry forward general activity (UDA)	773
16/17 Contracted orthodontic activity (UOA)	0
Carry forward orthodontic activity (UOA)	0
Baseline contract value	£690,175.72

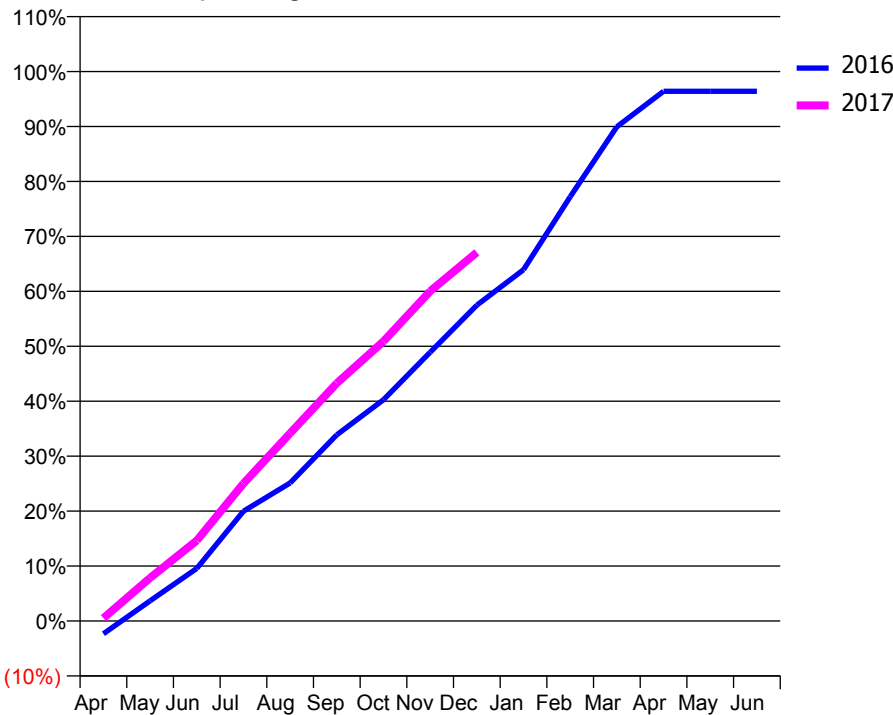
### ACCESS\*

Patients seen in 24 months	Total	Change since previous quarter
Quarter ending December 2015	7,251	
Quarter ending March 2016	7,237	→
Quarter ending June 2016	7,294	→
Quarter ending September 2016	7,388	→
Quarter ending December 2016	7,381	→
<b>Variance since December 2015</b>	<b>1.8%</b>	<b>→</b>



### ACTIVITY

Cumulative percentage of contracted UDA delivered 2016 & 2017



Month	Adjusted Scheduled Activity (UDA)	
	2016	2017
April	-511	116
May	804	1,715
June	2,092	3,196
July	4,362	5,466
August	5,482	7,458
September	7,399	9,446
October	8,787	11,111
November	10,674	13,099
December	12,542	14,641
January	13,955	
February	16,849	
March	19,633	
April	21,039	
May	21,042	
June	21,040	

### QUALITY

	Quantity	Base Number	Contract	AT	Region	England
% of FP17s for the same patient ID Re-attending within 3 months - Children	127	1,721	7.4%	10.7%	13.4%	12.4%
% of FP17s for the same patient ID Re-attending within 3 months - Adults	1,528	7,926	19.3%	15.4%	17.3%	16.6%
% of FP17s for the same patient ID Re-attending between 3 & 9 months - Children	1,285	1,721	74.7%	58.5%	58.9%	57.5%
% of FP17s for the same patient ID Re-attending between 3 & 9 months - Adults	4,854	7,926	61.2%	52.8%	52.5%	50.4%
% of FP17s for Band 1 Urgent Courses	197	8,478	2.3%	7.6%	9.3%	9.1%
% of FP17s Relating to Free Repair or Replacements	202	8,478	2.4%	1.3%	1.0%	0.8%
% of FP17s Relating to Continuations	261	8,478	3.1%	1.6%	1.5%	1.3%
% of Patients satisfied with the dentistry they have received	16	18	88.9%	94.2%	93.1%	92.7%
% of Patients satisfied with the time they had to wait for an appointment	17	18	94.4%	89.1%	89.8%	88.8%

\* This is based on patients treated on this contract for their most recent course of treatment. Figures in italics indicate the base number of FP17s or Patient Questionnaire responses are less than 100. N/A is shown where the base number of responses is less than 10 during the period. % is calculated as Quantity/Base number\*100

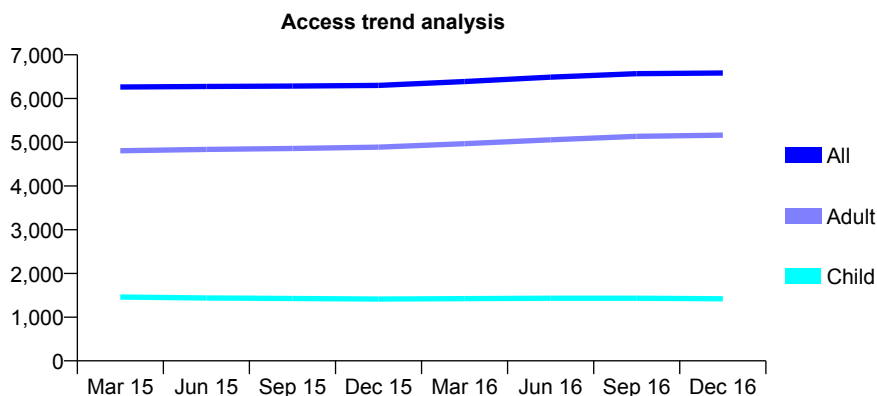
## Q51 - Vital Signs At a Glance Contract Report for 122270/0001 - December 2016

Name or company name	Birley Moor Dental Practice Partnership
Contract type name	GDS Contract
Purpose of contract	General
Contract start date	31/03/2012
Contract end date	

16/17 Contracted general activity (UDA)	19,200
Carry forward general activity (UDA)	0
16/17 Contracted orthodontic activity (UOA)	0
Carry forward orthodontic activity (UOA)	0
Baseline contract value	£509,491.28

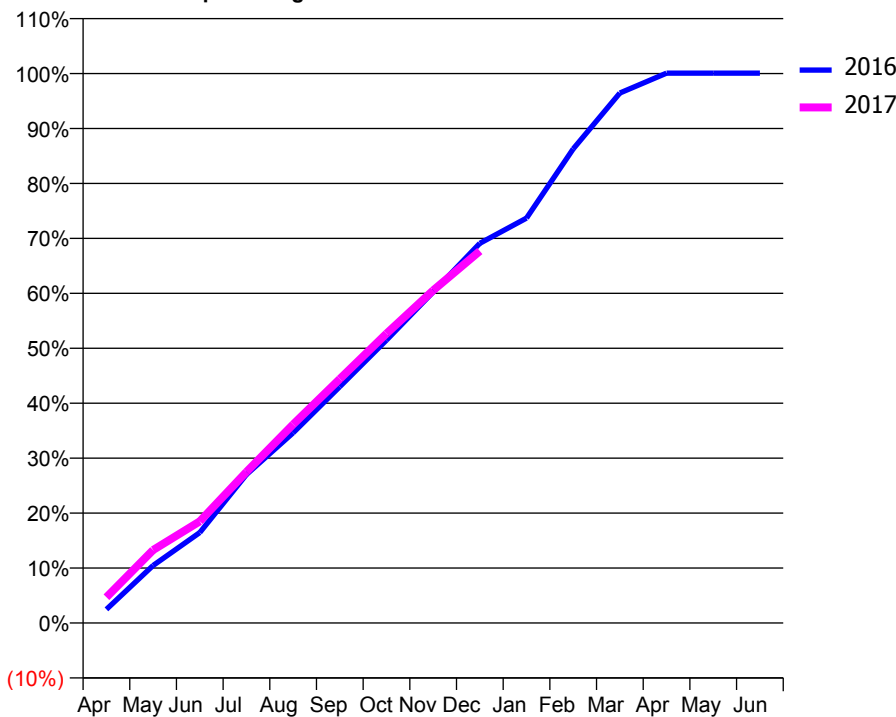
### ACCESS\*

Patients seen in 24 months	Total	Change since previous quarter
Quarter ending December 2015	6,301	
Quarter ending March 2016	6,388	→
Quarter ending June 2016	6,488	→
Quarter ending September 2016	6,567	→
Quarter ending December 2016	6,584	→
<b>Variance since December 2015</b>	<b>4.5%</b>	<b>↑</b>



### ACTIVITY

Cumulative percentage of contracted UDA delivered 2016 & 2017



Month	Adjusted Scheduled Activity (UDA)	
	2016	2017
April	477	901
May	2,010	2,552
June	3,163	3,551
July	5,188	5,281
August	6,646	6,942
September	8,260	8,527
October	9,887	10,114
November	11,565	11,620
December	13,269	12,996
January	14,147	
February	16,568	
March	18,517	
April	19,214	
May	19,214	
June	19,214	

### QUALITY

	Quantity	Base Number	Contract	AT	Region	England
% of FP17s for the same patient ID Re-attending within 3 months - Children	117	1,825	6.4%	10.7%	13.4%	12.4%
% of FP17s for the same patient ID Re-attending within 3 months - Adults	745	6,354	11.7%	15.4%	17.3%	16.6%
% of FP17s for the same patient ID Re-attending between 3 & 9 months - Children	1,372	1,825	75.2%	58.5%	58.9%	57.5%
% of FP17s for the same patient ID Re-attending between 3 & 9 months - Adults	4,337	6,354	68.3%	52.8%	52.5%	50.4%
% of FP17s for Band 1 Urgent Courses	473	7,773	6.1%	7.6%	9.3%	9.1%
% of FP17s Relating to Free Repair or Replacements	34	7,773	0.4%	1.3%	1.0%	0.8%
% of FP17s Relating to Continuations	99	7,773	1.3%	1.6%	1.5%	1.3%
% of Patients satisfied with the dentistry they have received	8	8	N/A	94.2%	93.1%	92.7%
% of Patients satisfied with the time they had to wait for an appointment	8	8	N/A	89.1%	89.8%	88.8%

\* This is based on patients treated on this contract for their most recent course of treatment. Figures in italics indicate the base number of FP17s or Patient Questionnaire responses are less than 100. N/A is shown where the base number of responses is less than 10 during the period. % is calculated as Quantity/Base number\*100

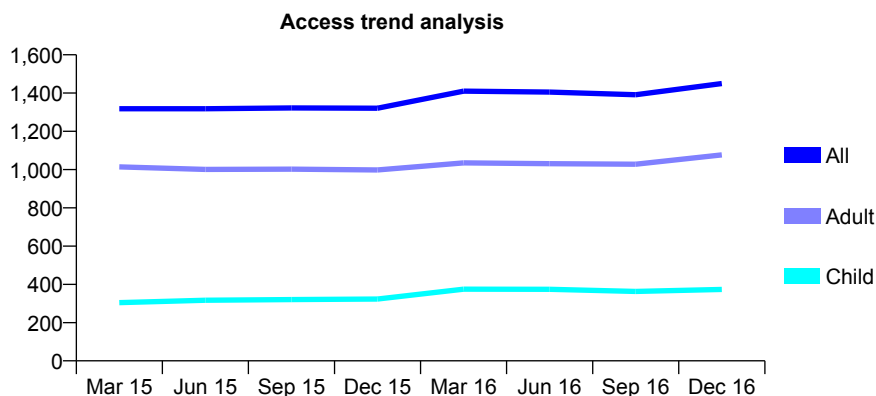
## Q51 - Vital Signs At a Glance Contract Report for 122491/0001 - December 2016

Name or company name	Norfolk Park Family Dental Centre
Contract type name	GDS Contract
Purpose of contract	General
Contract start date	01/04/2012
Contract end date	

16/17 Contracted general activity (UDA)	4,621
Carry forward general activity (UDA)	-6
16/17 Contracted orthodontic activity (UOA)	0
Carry forward orthodontic activity (UOA)	0
Baseline contract value	£103,308.83

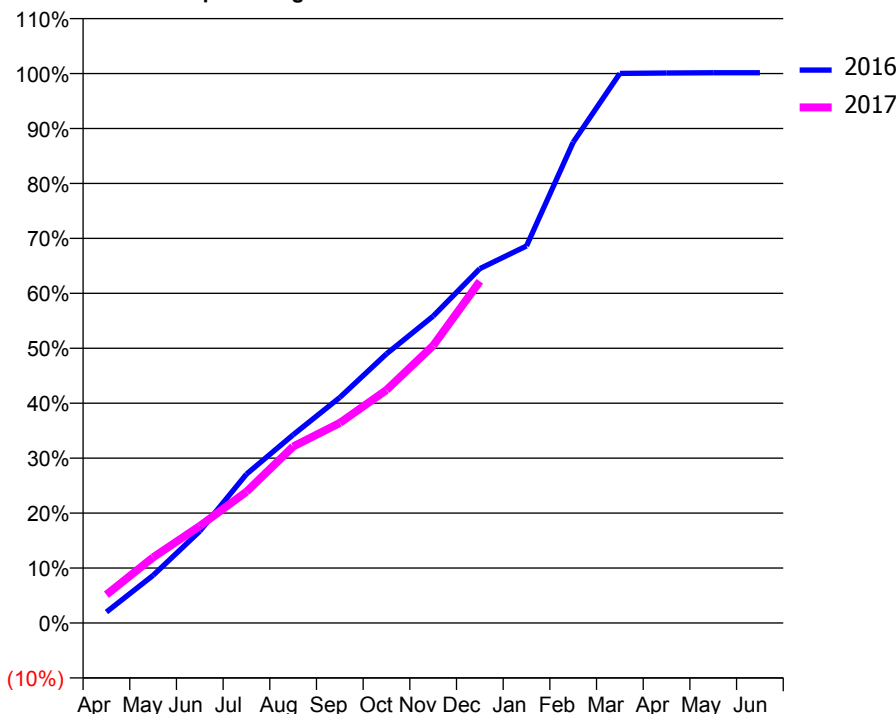
### ACCESS\*

Patients seen in 24 months	Total	Change since previous quarter
Quarter ending December 2015	1,321	
Quarter ending March 2016	1,410	↑
Quarter ending June 2016	1,405	→
Quarter ending September 2016	1,391	→
Quarter ending December 2016	1,450	↑
<b>Variance since December 2015</b>	<b>9.8%</b>	<b>↑</b>



### ACTIVITY

Cumulative percentage of contracted UDA delivered 2016 & 2017



Month	Adjusted Scheduled Activity (UDA)	
	2016	2017
April	92	238
May	401	552
June	772	816
July	1,252	1,104
August	1,582	1,484
September	1,896	1,683
October	2,263	1,960
November	2,580	2,333
December	2,980	2,873
January	3,171	
February	4,043	
March	4,622	
April	4,625	
May	4,628	
June	4,628	

### QUALITY

	Quantity	Base Number	Contract	AT	Region	England
% of FP17s for the same patient ID Re-attending within 3 months - Children	18	267	6.7%	10.7%	13.4%	12.4%
% of FP17s for the same patient ID Re-attending within 3 months - Adults	89	700	12.7%	15.4%	17.3%	16.6%
% of FP17s for the same patient ID Re-attending between 3 & 9 months - Children	100	267	37.5%	58.5%	58.9%	57.5%
% of FP17s for the same patient ID Re-attending between 3 & 9 months - Adults	213	700	30.4%	52.8%	52.5%	50.4%
% of FP17s for Band 1 Urgent Courses	85	965	8.8%	7.6%	9.3%	9.1%
% of FP17s Relating to Free Repair or Replacements	2	965	0.2%	1.3%	1.0%	0.8%
% of FP17s Relating to Continuations	7	965	0.7%	1.6%	1.5%	1.3%
% of Patients satisfied with the dentistry they have received	3	3	N/A	94.2%	93.1%	92.7%
% of Patients satisfied with the time they had to wait for an appointment	2	3	N/A	89.1%	89.8%	88.8%

\* This is based on patients treated on this contract for their most recent course of treatment. Figures in italics indicate the base number of FP17s or Patient Questionnaire responses are less than 100. N/A is shown where the base number of responses is less than 10 during the period. % is calculated as Quantity/Base number\*100

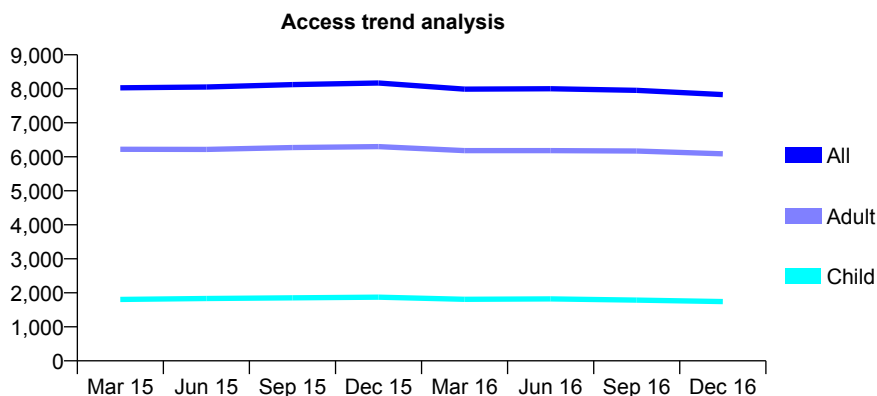
## Q51 - Vital Signs At a Glance Contract Report for 125679/0001 - December 2016

Name or company name	Carcroft Dental Practice
Contract type name	GDS Contract
Purpose of contract	General
Contract start date	01/01/2012
Contract end date	

16/17 Contracted general activity (UDA)	21,566
Carry forward general activity (UDA)	-431
16/17 Contracted orthodontic activity (UOA)	0
Carry forward orthodontic activity (UOA)	0
Baseline contract value	£610,274.33

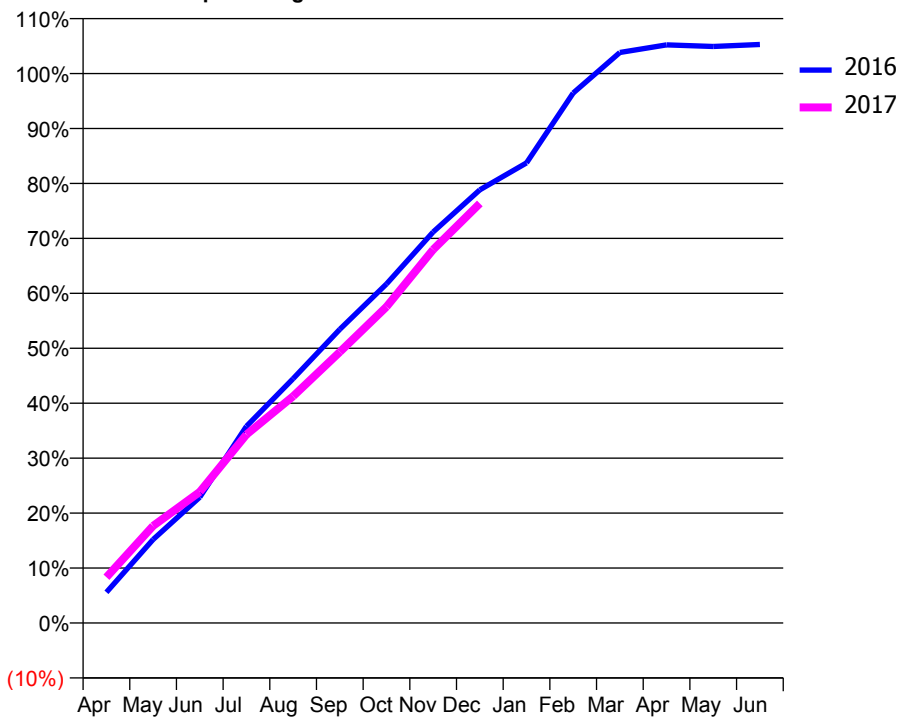
### ACCESS\*

Patients seen in 24 months	Total	Change since previous quarter
Quarter ending December 2015	8,172	
Quarter ending March 2016	7,991	↓
Quarter ending June 2016	8,002	→
Quarter ending September 2016	7,956	→
Quarter ending December 2016	7,829	↓
<b>Variance since December 2015</b>	<b>(4.2%)</b>	<b>↓</b>



### ACTIVITY

Cumulative percentage of contracted UDA delivered 2016 & 2017



Month	Adjusted Scheduled Activity (UDA)	
	2016	2017
April	1,206	1,800
May	3,279	3,814
June	4,935	5,148
July	7,720	7,398
August	9,588	8,897
September	11,525	10,638
October	13,304	12,413
November	15,349	14,657
December	17,003	16,466
January	18,059	
February	20,802	
March	22,393	
April	22,690	
May	22,628	
June	22,705	

### QUALITY

	Quantity	Base Number	Contract	AT	Region	England
% of FP17s for the same patient ID Re-attending within 3 months - Children	126	1,523	8.3%	10.7%	13.4%	12.4%
% of FP17s for the same patient ID Re-attending within 3 months - Adults	728	5,328	13.7%	15.4%	17.3%	16.6%
% of FP17s for the same patient ID Re-attending between 3 & 9 months - Children	635	1,523	41.7%	58.5%	58.9%	57.5%
% of FP17s for the same patient ID Re-attending between 3 & 9 months - Adults	1,691	5,328	31.7%	52.8%	52.5%	50.4%
% of FP17s for Band 1 Urgent Courses	411	6,724	6.1%	7.6%	9.3%	9.1%
% of FP17s Relating to Free Repair or Replacements	87	6,724	1.3%	1.3%	1.0%	0.8%
% of FP17s Relating to Continuations	197	6,724	2.9%	1.6%	1.5%	1.3%
% of Patients satisfied with the dentistry they have received	12	13	92.3%	94.2%	93.1%	92.7%
% of Patients satisfied with the time they had to wait for an appointment	13	13	100.0%	89.1%	89.8%	88.8%

\* This is based on patients treated on this contract for their most recent course of treatment. Figures in italics indicate the base number of FP17s or Patient Questionnaire responses are less than 100. N/A is shown where the base number of responses is less than 10 during the period. % is calculated as Quantity/Base number\*100

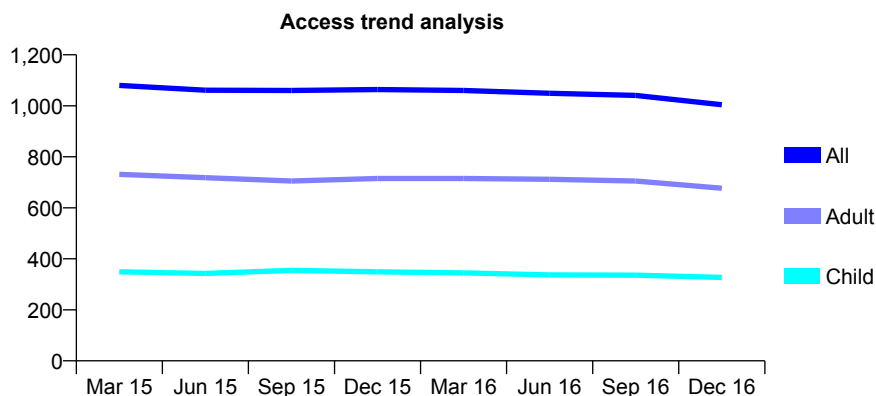
## Q51 - Vital Signs At a Glance Contract Report for 126020/0001 - December 2016

Name or company name	Canterbury Dental Care
Contract type name	GDS Contract
Purpose of contract	General
Contract start date	01/04/2006
Contract end date	

16/17 Contracted general activity (UDA)	2,462
Carry forward general activity (UDA)	-26
16/17 Contracted orthodontic activity (UOA)	0
Carry forward orthodontic activity (UOA)	0
Baseline contract value	£78,376.62

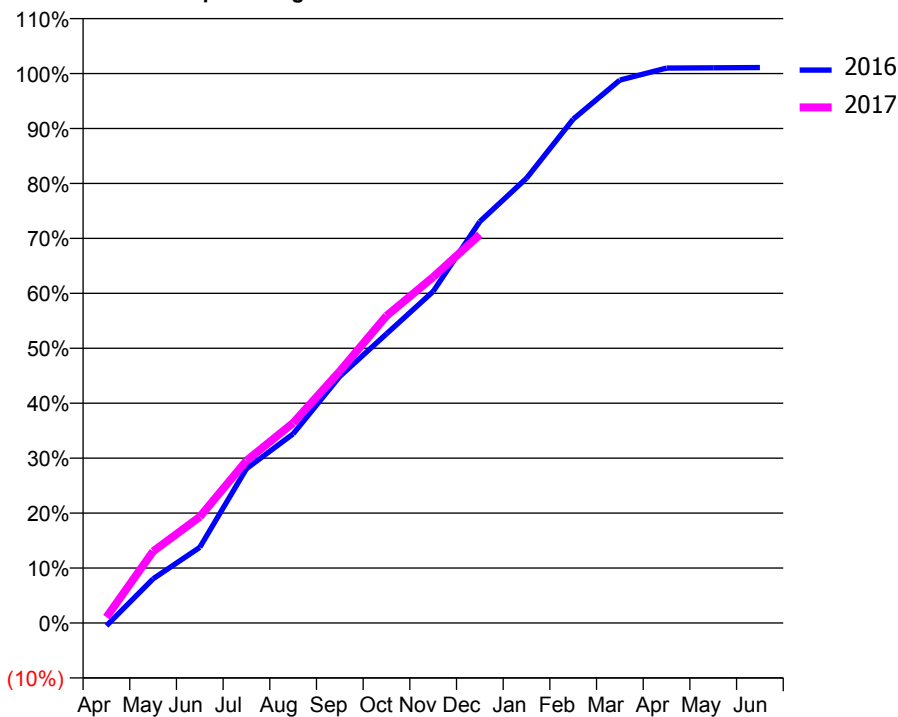
### ACCESS\*

Patients seen in 24 months	Total	Change since previous quarter
Quarter ending December 2015	1,064	
Quarter ending March 2016	1,060	→
Quarter ending June 2016	1,049	↓
Quarter ending September 2016	1,041	→
Quarter ending December 2016	1,004	↓
<b>Variance since December 2015</b>	<b>(5.6%)</b>	<b>↓</b>



### ACTIVITY

Cumulative percentage of contracted UDA delivered 2016 & 2017



Month	Adjusted Scheduled Activity (UDA)	
	2016	2017
April	-13	26
May	198	321
June	339	476
July	692	727
August	847	897
September	1,105	1,128
October	1,295	1,376
November	1,486	1,550
December	1,799	1,740
January	1,993	
February	2,257	
March	2,433	
April	2,486	
May	2,487	
June	2,488	

### QUALITY

	Quantity	Base Number	Contract	AT	Region	England
% of FP17s for the same patient ID Re-attending within 3 months - Children	19	310	6.1%	10.7%	13.4%	12.4%
% of FP17s for the same patient ID Re-attending within 3 months - Adults	61	586	10.4%	15.4%	17.3%	16.6%
% of FP17s for the same patient ID Re-attending between 3 & 9 months - Children	165	310	53.2%	58.5%	58.9%	57.5%
% of FP17s for the same patient ID Re-attending between 3 & 9 months - Adults	285	586	48.6%	52.8%	52.5%	50.4%
% of FP17s for Band 1 Urgent Courses	54	845	6.4%	7.6%	9.3%	9.1%
% of FP17s Relating to Free Repair or Replacements	5	845	0.6%	1.3%	1.0%	0.8%
% of FP17s Relating to Continuations	5	845	0.6%	1.6%	1.5%	1.3%
% of Patients satisfied with the dentistry they have received	2	2	N/A	94.2%	93.1%	92.7%
% of Patients satisfied with the time they had to wait for an appointment	1	2	N/A	89.1%	89.8%	88.8%

\* This is based on patients treated on this contract for their most recent course of treatment. Figures in italics indicate the base number of FP17s or Patient Questionnaire responses are less than 100. N/A is shown where the base number of responses is less than 10 during the period. % is calculated as Quantity/Base number\*100

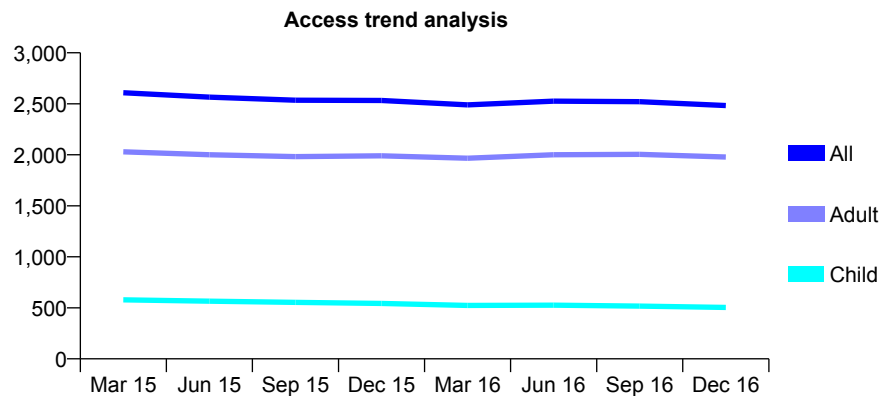
## Q51 - Vital Signs At a Glance Contract Report for 126853/0001 - December 2016

Name or company name	Corner House Dental Care
Contract type name	GDS Contract
Purpose of contract	General
Contract start date	01/04/2011
Contract end date	30/11/2016

16/17 Contracted general activity (UDA)	4,097
Carry forward general activity (UDA)	226
16/17 Contracted orthodontic activity (UOA)	0
Carry forward orthodontic activity (UOA)	0
Baseline contract value	£93,649.43

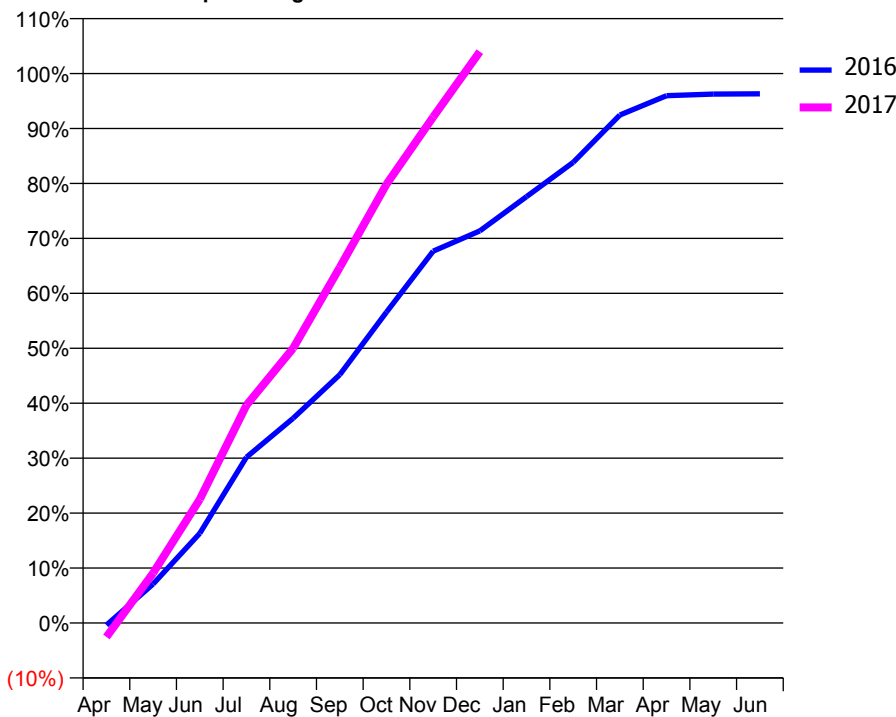
### ACCESS\*

Patients seen in 24 months	Total	Change since previous quarter
Quarter ending December 2015	2,533	
Quarter ending March 2016	2,490	↓
Quarter ending June 2016	2,526	→
Quarter ending September 2016	2,521	→
Quarter ending December 2016	2,483	↓
<b>Variance since December 2015</b>	<b>(2.0%)</b>	<b>↓</b>



### ACTIVITY

Cumulative percentage of contracted UDA delivered 2016 & 2017



Month	Adjusted Scheduled Activity (UDA)	
	2016	2017
April	-25	-105
May	436	373
June	1,003	922
July	1,854	1,624
August	2,290	2,049
September	2,778	2,652
October	3,477	3,271
November	4,159	3,773
December	4,385	4,260
January	4,769	
February	5,153	
March	5,682	
April	5,897	
May	5,916	
June	5,919	

### QUALITY

	Quantity	Base Number	Contract	AT	Region	England
% of FP17s for the same patient ID Re-attending within 3 months - Children	42	551	7.6%	10.7%	13.4%	12.4%
% of FP17s for the same patient ID Re-attending within 3 months - Adults	318	2,197	14.5%	15.4%	17.3%	16.6%
% of FP17s for the same patient ID Re-attending between 3 & 9 months - Children	304	551	55.2%	58.5%	58.9%	57.5%
% of FP17s for the same patient ID Re-attending between 3 & 9 months - Adults	1,233	2,197	56.1%	52.8%	52.5%	50.4%
% of FP17s for Band 1 Urgent Courses	140	2,178	6.4%	7.6%	9.3%	9.1%
% of FP17s Relating to Free Repair or Replacements	15	2,178	0.7%	1.3%	1.0%	0.8%
% of FP17s Relating to Continuations	57	2,178	2.6%	1.6%	1.5%	1.3%
% of Patients satisfied with the dentistry they have received	5	5	N/A	94.2%	93.1%	92.7%
% of Patients satisfied with the time they had to wait for an appointment	5	5	N/A	89.1%	89.8%	88.8%

\* This is based on patients treated on this contract for their most recent course of treatment. Figures in italics indicate the base number of FP17s or Patient Questionnaire responses are less than 100. N/A is shown where the base number of responses is less than 10 during the period. % is calculated as Quantity/Base number\*100



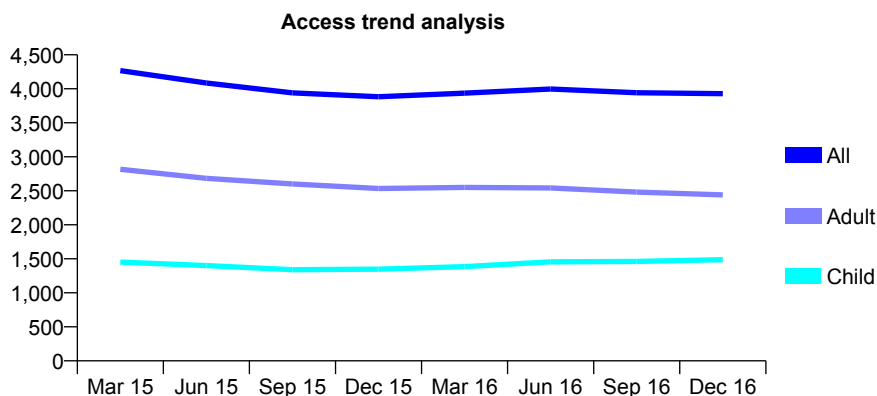
## Q51 - Vital Signs At a Glance Contract Report for 127922/0001 - December 2016

Name or company name	Pitsmoor Dental Health
Contract type name	GDS Contract
Purpose of contract	General
Contract start date	01/07/2011
Contract end date	

16/17 Contracted general activity (UDA)	11,393
Carry forward general activity (UDA)	-20
16/17 Contracted orthodontic activity (UOA)	0
Carry forward orthodontic activity (UOA)	0
Baseline contract value	£365,988.86

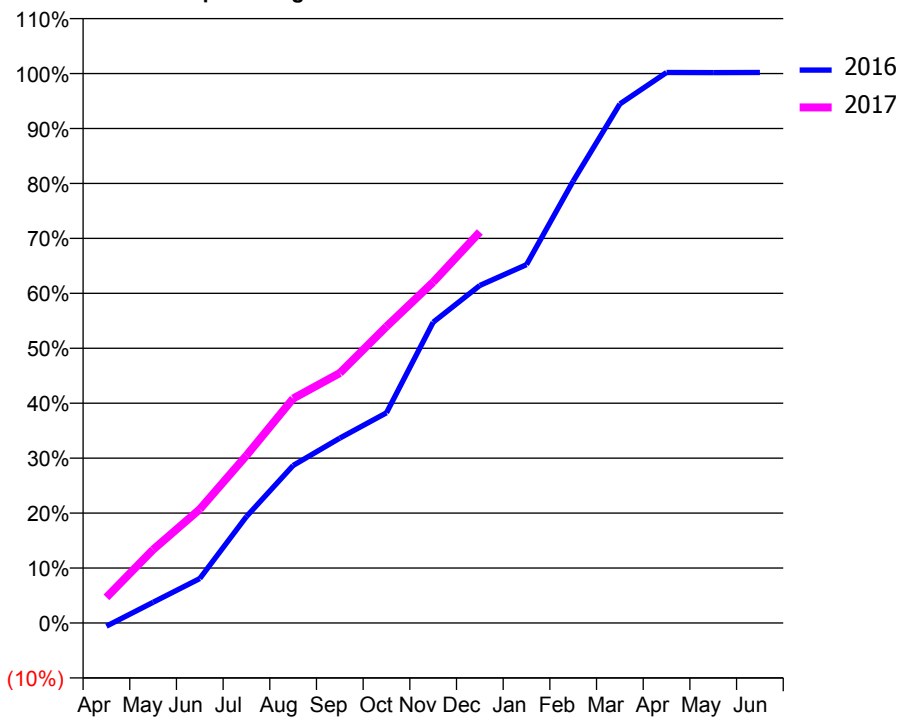
### ACCESS\*

Patients seen in 24 months	Total	Change since previous quarter
Quarter ending December 2015	3,884	
Quarter ending March 2016	3,936	→
Quarter ending June 2016	3,997	→
Quarter ending September 2016	3,943	↓
Quarter ending December 2016	3,928	→
<b>Variance since December 2015</b>	<b>1.1%</b>	<b>→</b>



### ACTIVITY

Cumulative percentage of contracted UDA delivered 2016 & 2017



Adjusted Scheduled Activity (UDA)

Month	2016	2017
April	-68	531
May	430	1,521
June	921	2,360
July	2,209	3,473
August	3,267	4,656
September	3,833	5,181
October	4,358	6,148
November	6,235	7,067
December	7,000	8,107
January	7,430	
February	9,164	
March	10,762	
April	11,413	
May	11,412	
June	11,413	

### QUALITY

	Quantity	Base Number	Contract	AT	Region	England
% of FP17s for the same patient ID Re-attending within 3 months - Children	117	1,644	7.1%	10.7%	13.4%	12.4%
% of FP17s for the same patient ID Re-attending within 3 months - Adults	498	2,477	20.1%	15.4%	17.3%	16.6%
% of FP17s for the same patient ID Re-attending between 3 & 9 months - Children	921	1,644	56.0%	58.5%	58.9%	57.5%
% of FP17s for the same patient ID Re-attending between 3 & 9 months - Adults	1,033	2,477	41.7%	52.8%	52.5%	50.4%
% of FP17s for Band 1 Urgent Courses	552	3,845	14.4%	7.6%	9.3%	9.1%
% of FP17s Relating to Free Repair or Replacements	13	3,845	0.3%	1.3%	1.0%	0.8%
% of FP17s Relating to Continuations	13	3,845	0.3%	1.6%	1.5%	1.3%
% of Patients satisfied with the dentistry they have received	4	4	N/A	94.2%	93.1%	92.7%
% of Patients satisfied with the time they had to wait for an appointment	4	4	N/A	89.1%	89.8%	88.8%

\* This is based on patients treated on this contract for their most recent course of treatment. Figures in italics indicate the base number of FP17s or Patient Questionnaire responses are less than 100. N/A is shown where the base number of responses is less than 10 during the period. % is calculated as Quantity/Base number\*100

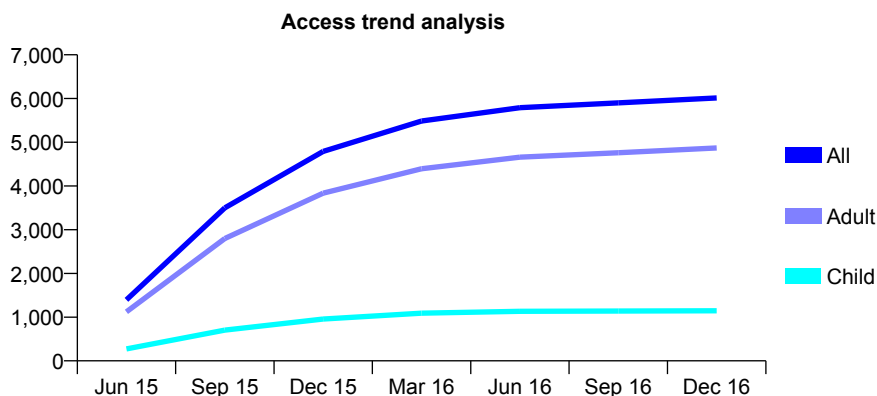
## Q51 - Vital Signs At a Glance Contract Report for 128317/0001 - December 2016

Name or company name	Fern Cottage Dental Practice
Contract type name	GDS Contract
Purpose of contract	General
Contract start date	01/05/2015
Contract end date	

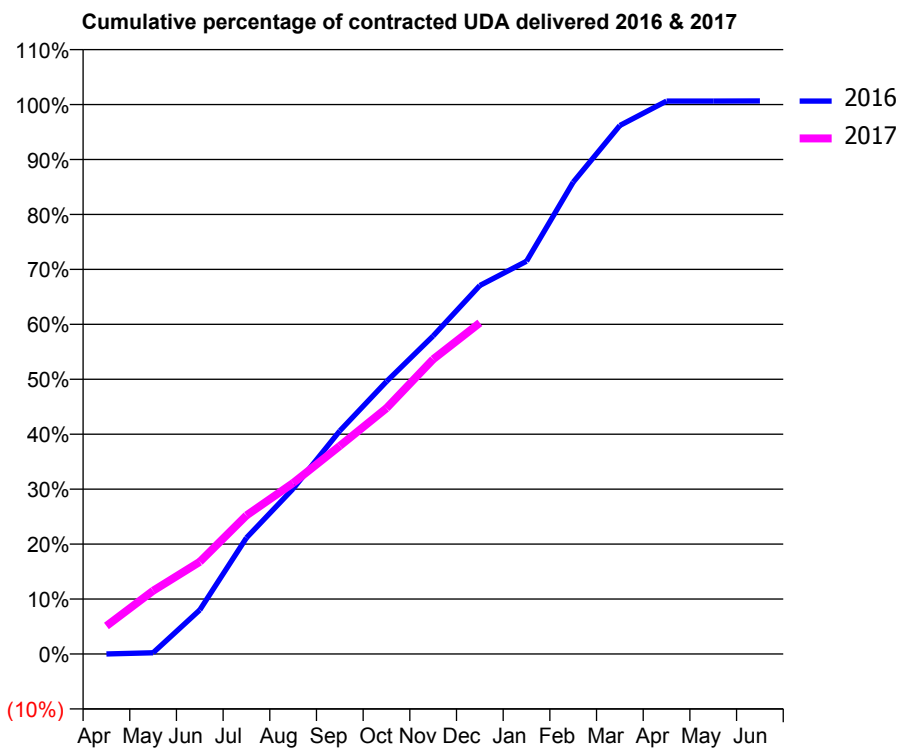
16/17 Contracted general activity (UDA)	20,208
Carry forward general activity (UDA)	-253
16/17 Contracted orthodontic activity (UOA)	0
Carry forward orthodontic activity (UOA)	0
Baseline contract value	£554,690.99

### ACCESS\*

Patients seen in 24 months	Total	Change since previous quarter
Quarter ending December 2015	4,790	
Quarter ending March 2016	5,485	↑
Quarter ending June 2016	5,790	↑
Quarter ending September 2016	5,900	→
Quarter ending December 2016	6,014	→
<b>Variance since December 2015</b>	<b>25.6%</b>	<b>↑</b>



### ACTIVITY



Month	Adjusted Scheduled Activity (UDA)	
	2016	2017
April	0	1,033
May	43	2,325
June	1,486	3,393
July	3,916	5,098
August	5,571	6,287
September	7,522	7,650
October	9,184	9,038
November	10,723	10,841
December	12,420	12,178
January	13,238	
February	15,907	
March	17,816	
April	18,638	
May	18,638	
June	18,642	

### QUALITY

	Quantity	Base Number	Contract	AT	Region	England
% of FP17s for the same patient ID Re-attending within 3 months - Children	91	1,266	7.2%	10.7%	13.4%	12.4%
% of FP17s for the same patient ID Re-attending within 3 months - Adults	643	5,085	12.6%	15.4%	17.3%	16.6%
% of FP17s for the same patient ID Re-attending between 3 & 9 months - Children	753	1,266	59.5%	58.5%	58.9%	57.5%
% of FP17s for the same patient ID Re-attending between 3 & 9 months - Adults	2,902	5,085	57.1%	52.8%	52.5%	50.4%
% of FP17s for Band 1 Urgent Courses	254	5,927	4.3%	7.6%	9.3%	9.1%
% of FP17s Relating to Free Repair or Replacements	96	5,927	1.6%	1.3%	1.0%	0.8%
% of FP17s Relating to Continuations	62	5,927	1.0%	1.6%	1.5%	1.3%
% of Patients satisfied with the dentistry they have received	14	14	100.0%	94.2%	93.1%	92.7%
% of Patients satisfied with the time they had to wait for an appointment	13	14	92.9%	89.1%	89.8%	88.8%

\* This is based on patients treated on this contract for their most recent course of treatment. Figures in italics indicate the base number of FP17s or Patient Questionnaire responses are less than 100. N/A is shown where the base number of responses is less than 10 during the period. % is calculated as Quantity/Base number\*100

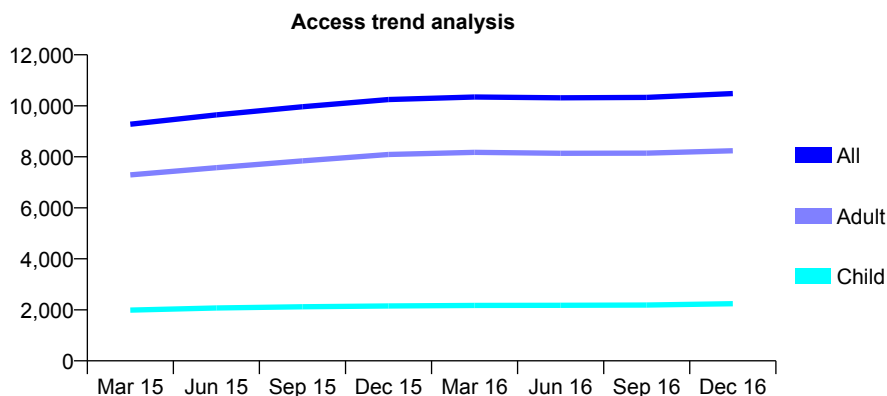
## Q51 - Vital Signs At a Glance Contract Report for 129313/0001 - December 2016

Name or company name	Wiltorpe Park Dental Surgery
Contract type name	GDS Contract
Purpose of contract	General
Contract start date	01/02/2014
Contract end date	

16/17 Contracted general activity (UDA)	29,500
Carry forward general activity (UDA)	-590
16/17 Contracted orthodontic activity (UOA)	0
Carry forward orthodontic activity (UOA)	0
Baseline contract value	£831,738.37

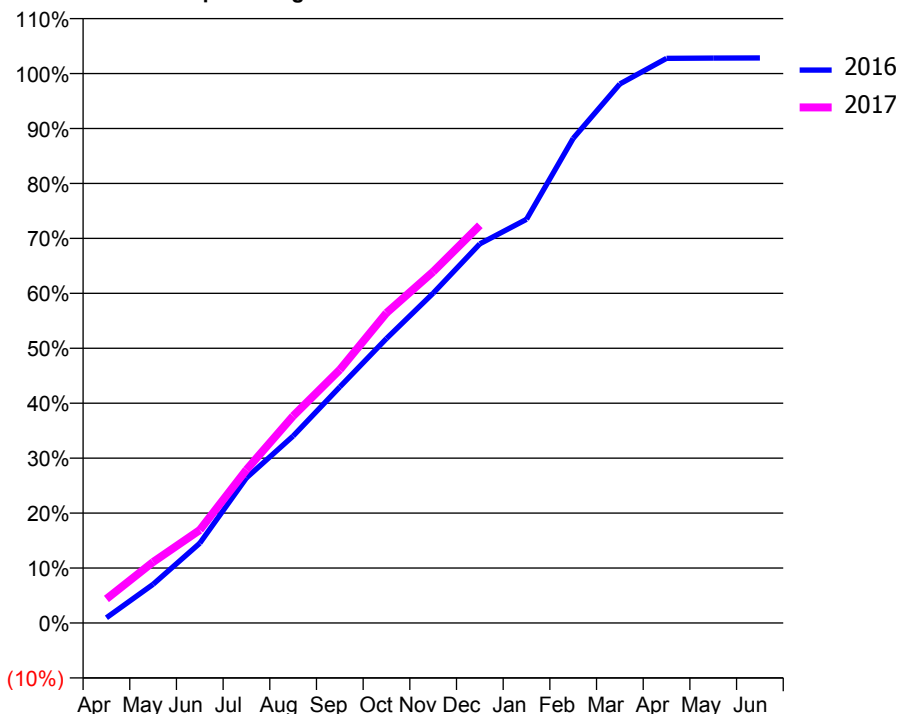
### ACCESS\*

Patients seen in 24 months	Total	Change since previous quarter
Quarter ending December 2015	10,244	
Quarter ending March 2016	10,346	→
Quarter ending June 2016	10,315	→
Quarter ending September 2016	10,332	→
Quarter ending December 2016	10,482	→
<b>Variance since December 2015</b>	<b>2.3%</b>	<b>↑</b>



### ACTIVITY

Cumulative percentage of contracted UDA delivered 2016 & 2017



Month	Adjusted Scheduled Activity (UDA)	
	2016	2017
April	280	1,289
May	2,078	3,273
June	4,286	4,995
July	7,794	8,232
August	10,040	11,116
September	12,674	13,601
October	15,270	16,648
November	17,706	18,857
December	20,355	21,354
January	21,677	
February	26,016	
March	28,940	
April	30,314	
May	30,329	
June	30,332	

### QUALITY

	Quantity	Base Number	Contract	AT	Region	England
% of FP17s for the same patient ID Re-attending within 3 months - Children	119	2,593	4.6%	10.7%	13.4%	12.4%
% of FP17s for the same patient ID Re-attending within 3 months - Adults	745	9,771	7.6%	15.4%	17.3%	16.6%
% of FP17s for the same patient ID Re-attending between 3 & 9 months - Children	1,601	2,593	61.7%	58.5%	58.9%	57.5%
% of FP17s for the same patient ID Re-attending between 3 & 9 months - Adults	6,681	9,771	68.4%	52.8%	52.5%	50.4%
% of FP17s for Band 1 Urgent Courses	219	11,096	2.0%	7.6%	9.3%	9.1%
% of FP17s Relating to Free Repair or Replacements	115	11,096	1.0%	1.3%	1.0%	0.8%
% of FP17s Relating to Continuations	64	11,096	0.6%	1.6%	1.5%	1.3%
% of Patients satisfied with the dentistry they have received	26	26	100.0%	94.2%	93.1%	92.7%
% of Patients satisfied with the time they had to wait for an appointment	25	26	96.2%	89.1%	89.8%	88.8%

\* This is based on patients treated on this contract for their most recent course of treatment. Figures in italics indicate the base number of FP17s or Patient Questionnaire responses are less than 100. N/A is shown where the base number of responses is less than 10 during the period. % is calculated as Quantity/Base number\*100

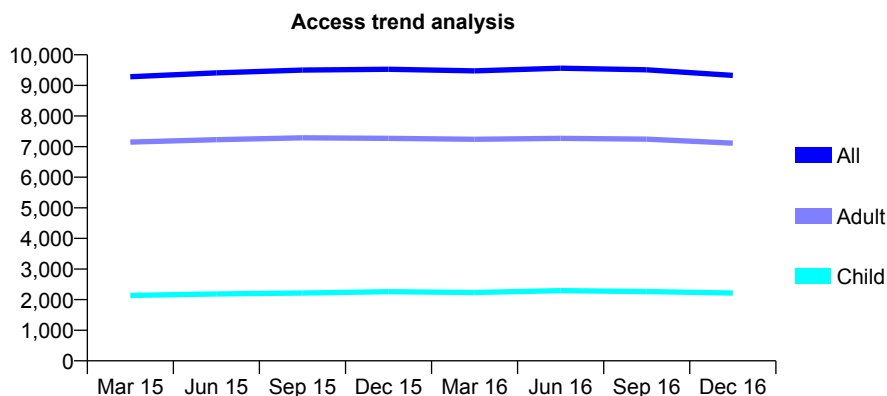
## Q51 - Vital Signs At a Glance Contract Report for 129461/0001 - December 2016

Name or company name	IDH 622 Limited
Contract type name	GDS Contract
Purpose of contract	General
Contract start date	01/06/2012
Contract end date	

16/17 Contracted general activity (UDA)	27,284
Carry forward general activity (UDA)	0
16/17 Contracted orthodontic activity (UOA)	0
Carry forward orthodontic activity (UOA)	0
Baseline contract value	£756,438.32

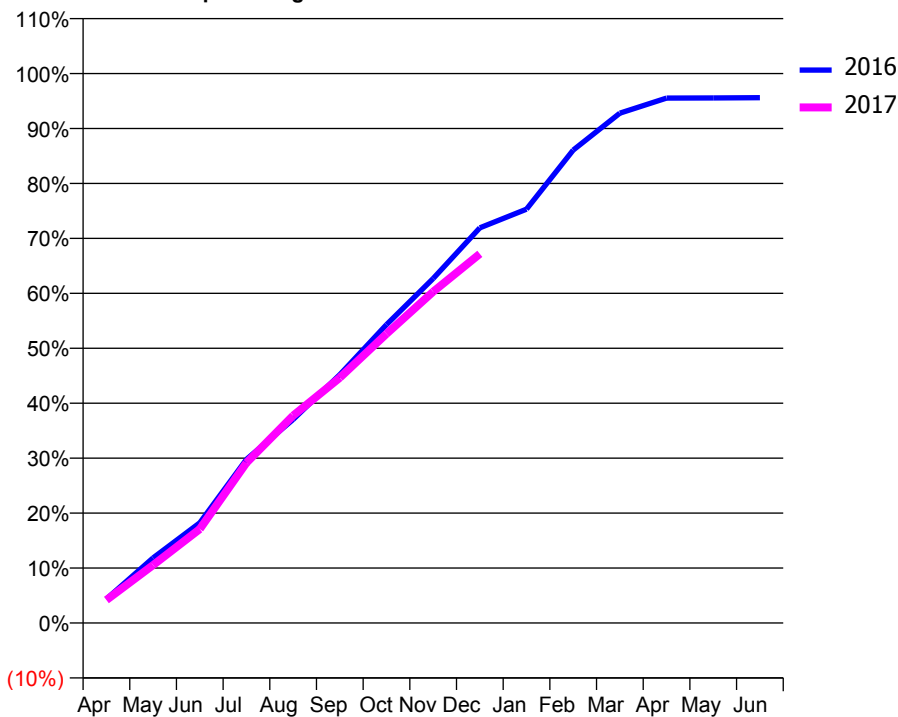
### ACCESS\*

Patients seen in 24 months	Total	Change since previous quarter
Quarter ending December 2015	9,528	
Quarter ending March 2016	9,475	→
Quarter ending June 2016	9,562	→
Quarter ending September 2016	9,510	→
Quarter ending December 2016	9,328	↓
<b>Variance since December 2015</b>	<b>(2.1%)</b>	<b>↓</b>



### ACTIVITY

Cumulative percentage of contracted UDA delivered 2016 & 2017



Month	Adjusted Scheduled Activity (UDA)	
	2016	2017
April	1,194	1,140
May	3,237	2,877
June	4,978	4,665
July	8,125	7,954
August	10,108	10,301
September	12,332	12,182
October	14,814	14,358
November	17,108	16,447
December	19,624	18,331
January	20,549	
February	23,478	
March	25,314	
April	26,065	
May	26,069	
June	26,081	

### QUALITY

	Quantity	Base Number	Contract	AT	Region	England
% of FP17s for the same patient ID Re-attending within 3 months - Children	86	2,203	3.9%	10.7%	13.4%	12.4%
% of FP17s for the same patient ID Re-attending within 3 months - Adults	533	6,210	8.6%	15.4%	17.3%	16.6%
% of FP17s for the same patient ID Re-attending between 3 & 9 months - Children	1,247	2,203	56.6%	58.5%	58.9%	57.5%
% of FP17s for the same patient ID Re-attending between 3 & 9 months - Adults	3,243	6,210	52.2%	52.8%	52.5%	50.4%
% of FP17s for Band 1 Urgent Courses	162	8,114	2.0%	7.6%	9.3%	9.1%
% of FP17s Relating to Free Repair or Replacements	44	8,114	0.5%	1.3%	1.0%	0.8%
% of FP17s Relating to Continuations	142	8,114	1.8%	1.6%	1.5%	1.3%
% of Patients satisfied with the dentistry they have received	28	29	96.6%	94.2%	93.1%	92.7%
% of Patients satisfied with the time they had to wait for an appointment	23	29	79.3%	89.1%	89.8%	88.8%

\* This is based on patients treated on this contract for their most recent course of treatment. Figures in italics indicate the base number of FP17s or Patient Questionnaire responses are less than 100. N/A is shown where the base number of responses is less than 10 during the period. % is calculated as Quantity/Base number\*100

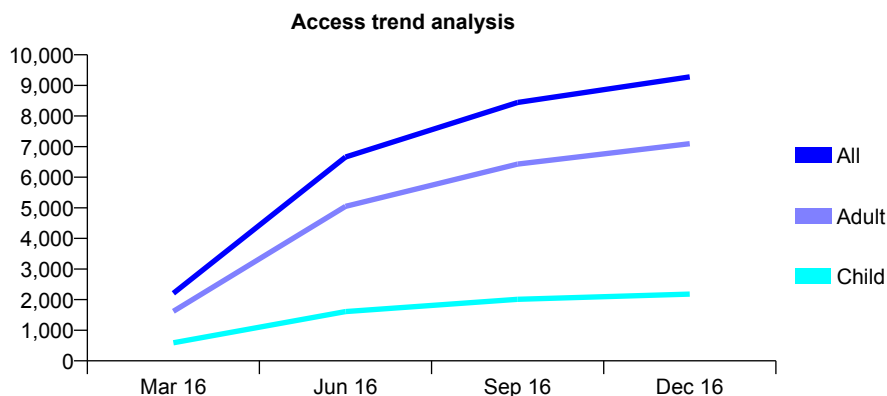
## Q51 - Vital Signs At a Glance Contract Report for 129763/0001 - December 2016

Name or company name	Bramley Dental Practice
Contract type name	GDS Contract
Purpose of contract	General
Contract start date	01/01/2016
Contract end date	

16/17 Contracted general activity (UDA)	28,862
Carry forward general activity (UDA)	-577
16/17 Contracted orthodontic activity (UOA)	0
Carry forward orthodontic activity (UOA)	0
Baseline contract value	£902,341.02

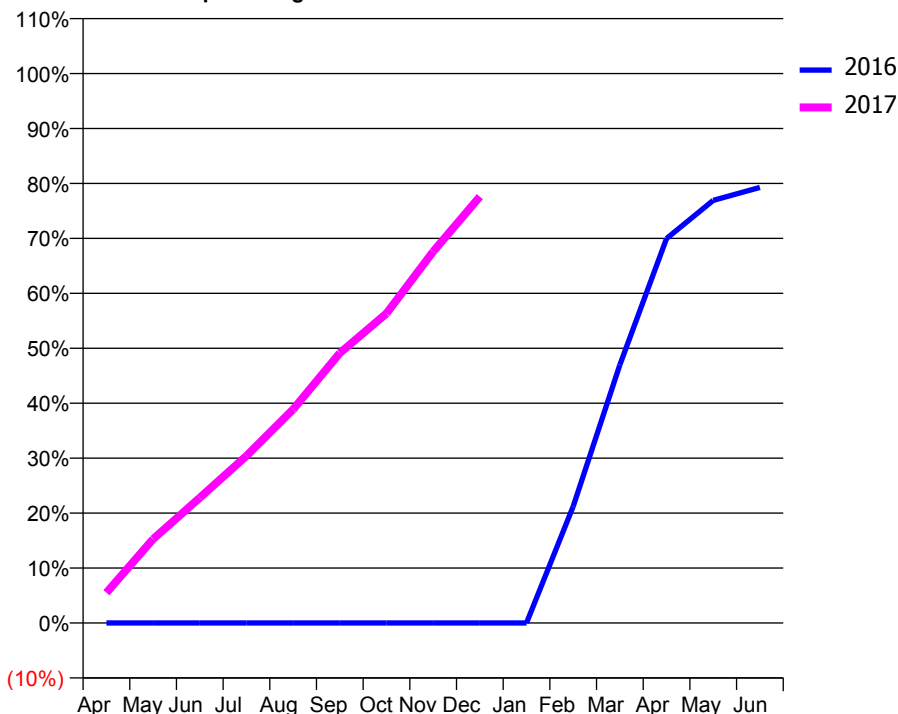
### ACCESS\*

Patients seen in 24 months	Total	Change since previous quarter
Quarter ending December 2015	0	
Quarter ending March 2016	2,208	
Quarter ending June 2016	6,660	↑
Quarter ending September 2016	8,441	↑
Quarter ending December 2016	9,278	↑
<b>Variance since December 2015</b>	N/A	



### ACTIVITY

Cumulative percentage of contracted UDA delivered 2016 & 2017



Adjusted Scheduled Activity (UDA)

Month	2016	2017
April	0	1,596
May	0	4,410
June	0	6,583
July	0	8,777
August	0	11,225
September	0	14,177
October	0	16,259
November	0	19,509
December	0	22,392
January	0	
February	1,531	
March	3,390	
April	5,048	
May	5,549	
June	5,718	

### QUALITY

	Quantity	Base Number	Contract	AT	Region	England
% of FP17s for the same patient ID Re-attending within 3 months - Children	178	3,137	5.7%	10.7%	13.4%	12.4%
% of FP17s for the same patient ID Re-attending within 3 months - Adults	823	10,205	8.1%	15.4%	17.3%	16.6%
% of FP17s for the same patient ID Re-attending between 3 & 9 months - Children	1,085	3,137	34.6%	58.5%	58.9%	57.5%
% of FP17s for the same patient ID Re-attending between 3 & 9 months - Adults	3,457	10,205	33.9%	52.8%	52.5%	50.4%
% of FP17s for Band 1 Urgent Courses	441	11,844	3.7%	7.6%	9.3%	9.1%
% of FP17s Relating to Free Repair or Replacements	85	11,844	0.7%	1.3%	1.0%	0.8%
% of FP17s Relating to Continuations	31	11,844	0.3%	1.6%	1.5%	1.3%
% of Patients satisfied with the dentistry they have received	13	14	92.9%	94.2%	93.1%	92.7%
% of Patients satisfied with the time they had to wait for an appointment	12	14	85.7%	89.1%	89.8%	88.8%

\* This is based on patients treated on this contract for their most recent course of treatment. Figures in italics indicate the base number of FP17s or Patient Questionnaire responses are less than 100. N/A is shown where the base number of responses is less than 10 during the period. % is calculated as Quantity/Base number\*100

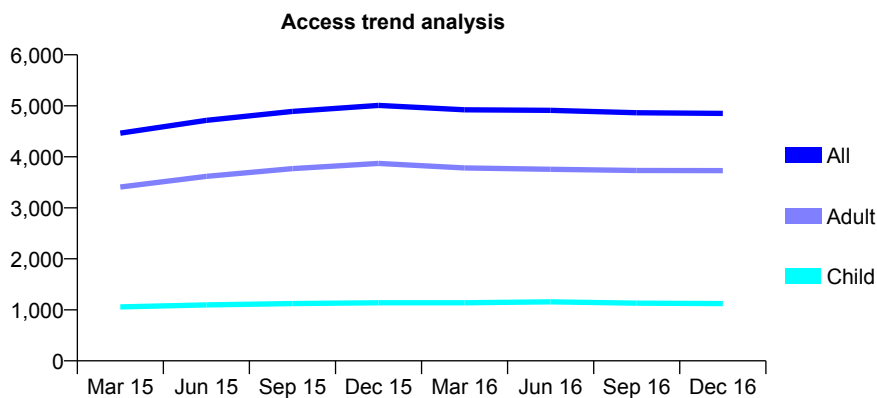
## Q51 - Vital Signs At a Glance Contract Report for 131385/0001 - December 2016

Name or company name	HSN Dental Care Ltd
Contract type name	GDS Contract
Purpose of contract	General
Contract start date	01/12/2013
Contract end date	

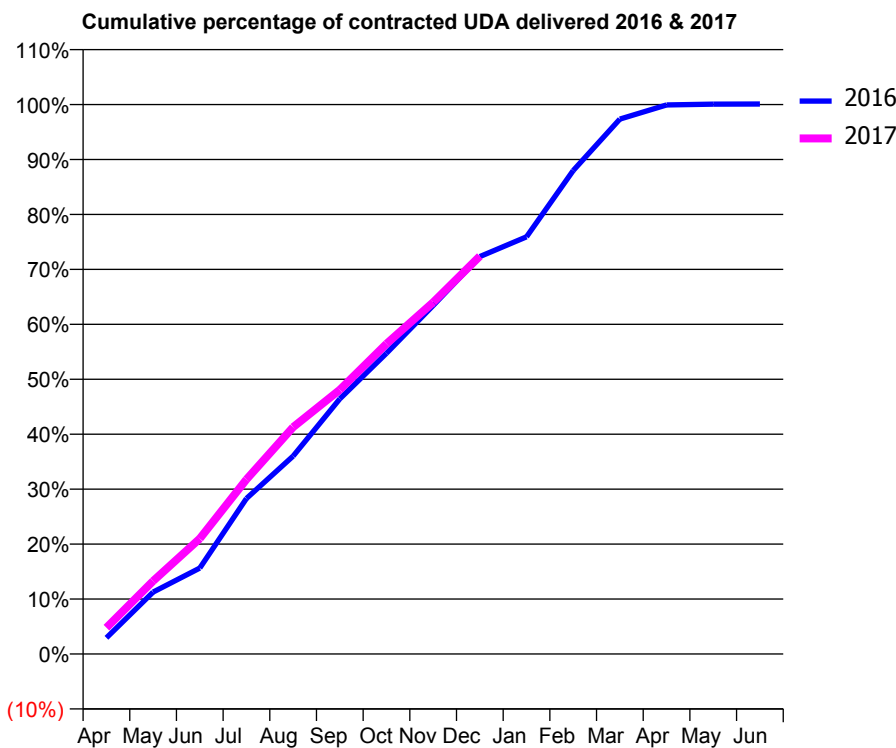
16/17 Contracted general activity (UDA)	13,641
Carry forward general activity (UDA)	-17
16/17 Contracted orthodontic activity (UOA)	0
Carry forward orthodontic activity (UOA)	0
Baseline contract value	£403,092.43

### ACCESS\*

Patients seen in 24 months	Total	Change since previous quarter
Quarter ending December 2015	5,009	
Quarter ending March 2016	4,922	↓
Quarter ending June 2016	4,911	→
Quarter ending September 2016	4,864	→
Quarter ending December 2016	4,852	→
<b>Variance since December 2015</b>	<b>(3.1%)</b>	<b>↓</b>



### ACTIVITY



Month	Adjusted Scheduled Activity (UDA)	
	2016	2017
April	402	654
May	1,536	1,814
June	2,133	2,866
July	3,861	4,334
August	4,915	5,633
September	6,335	6,558
October	7,468	7,700
November	8,652	8,732
December	9,866	9,877
January	10,356	
February	12,002	
March	13,280	
April	13,630	
May	13,651	
June	13,653	

### QUALITY

	Quantity	Base Number	Contract	AT	Region	England
% of FP17s for the same patient ID Re-attending within 3 months - Children	114	1,193	9.6%	10.7%	13.4%	12.4%
% of FP17s for the same patient ID Re-attending within 3 months - Adults	719	3,754	19.2%	15.4%	17.3%	16.6%
% of FP17s for the same patient ID Re-attending between 3 & 9 months - Children	613	1,193	51.4%	58.5%	58.9%	57.5%
% of FP17s for the same patient ID Re-attending between 3 & 9 months - Adults	1,807	3,754	48.1%	52.8%	52.5%	50.4%
% of FP17s for Band 1 Urgent Courses	382	4,733	8.1%	7.6%	9.3%	9.1%
% of FP17s Relating to Free Repair or Replacements	53	4,733	1.1%	1.3%	1.0%	0.8%
% of FP17s Relating to Continuations	150	4,733	3.2%	1.6%	1.5%	1.3%
% of Patients satisfied with the dentistry they have received	8	9	N/A	94.2%	93.1%	92.7%
% of Patients satisfied with the time they had to wait for an appointment	9	9	N/A	89.1%	89.8%	88.8%

\* This is based on patients treated on this contract for their most recent course of treatment. Figures in italics indicate the base number of FP17s or Patient Questionnaire responses are less than 100. N/A is shown where the base number of responses is less than 10 during the period. % is calculated as Quantity/Base number\*100

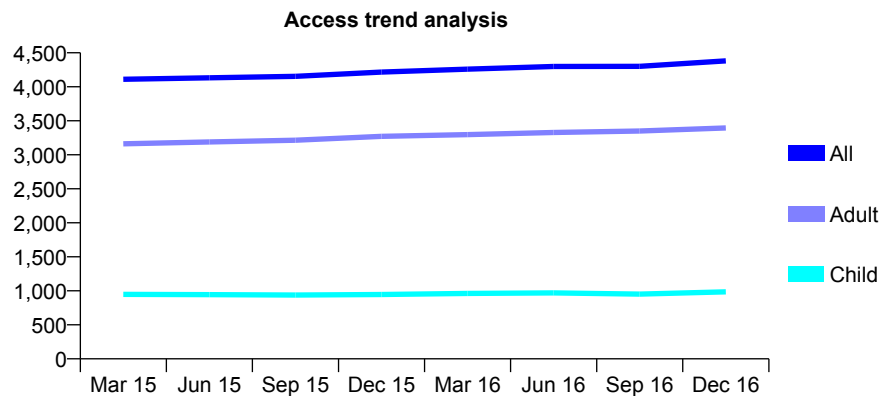
## Q51 - Vital Signs At a Glance Contract Report for 131598/0001 - December 2016

Name or company name	Nostell Place Ltd
Contract type name	GDS Contract
Purpose of contract	General
Contract start date	01/12/2010
Contract end date	

16/17 Contracted general activity (UDA)	13,184
Carry forward general activity (UDA)	-264
16/17 Contracted orthodontic activity (UOA)	0
Carry forward orthodontic activity (UOA)	0
Baseline contract value	£373,147.04

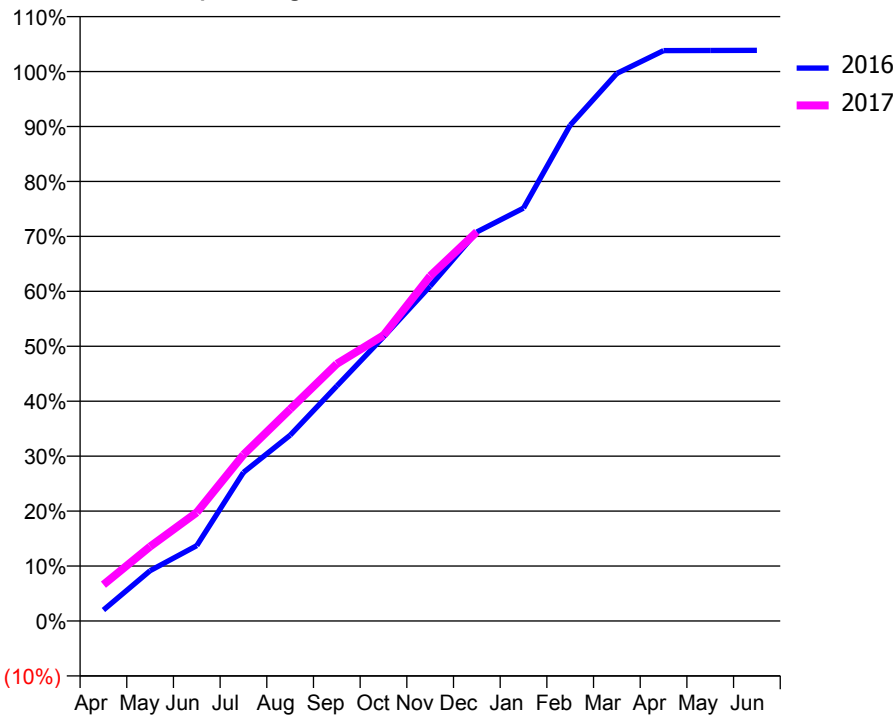
### ACCESS\*

Patients seen in 24 months	Total	Change since previous quarter
Quarter ending December 2015	4,217	
Quarter ending March 2016	4,259	→
Quarter ending June 2016	4,299	→
Quarter ending September 2016	4,301	→
Quarter ending December 2016	4,382	→
<b>Variance since December 2015</b>	<b>3.9%</b>	<b>↑</b>



### ACTIVITY

Cumulative percentage of contracted UDA delivered 2016 & 2017



Month	Adjusted Scheduled Activity (UDA)	
	2016	2017
April	263	871
May	1,209	1,787
June	1,811	2,607
July	3,566	3,991
August	4,459	5,081
September	5,640	6,171
October	6,815	6,856
November	8,035	8,277
December	9,335	9,339
January	9,908	
February	11,897	
March	13,140	
April	13,685	
May	13,689	
June	13,692	

### QUALITY

	Quantity	Base Number	Contract	AT	Region	England
% of FP17s for the same patient ID Re-attending within 3 months - Children	106	1,262	8.4%	10.7%	13.4%	12.4%
% of FP17s for the same patient ID Re-attending within 3 months - Adults	645	3,622	17.8%	15.4%	17.3%	16.6%
% of FP17s for the same patient ID Re-attending between 3 & 9 months - Children	820	1,262	65.0%	58.5%	58.9%	57.5%
% of FP17s for the same patient ID Re-attending between 3 & 9 months - Adults	1,655	3,622	45.7%	52.8%	52.5%	50.4%
% of FP17s for Band 1 Urgent Courses	439	4,615	9.5%	7.6%	9.3%	9.1%
% of FP17s Relating to Free Repair or Replacements	85	4,615	1.8%	1.3%	1.0%	0.8%
% of FP17s Relating to Continuations	85	4,615	1.8%	1.6%	1.5%	1.3%
% of Patients satisfied with the dentistry they have received	14	14	100.0%	94.2%	93.1%	92.7%
% of Patients satisfied with the time they had to wait for an appointment	13	14	92.9%	89.1%	89.8%	88.8%

\* This is based on patients treated on this contract for their most recent course of treatment. Figures in italics indicate the base number of FP17s or Patient Questionnaire responses are less than 100. N/A is shown where the base number of responses is less than 10 during the period. % is calculated as Quantity/Base number\*100



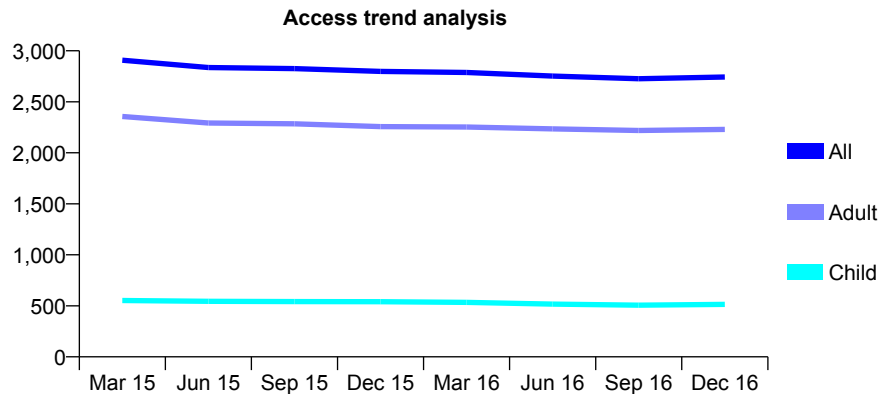
## Q51 - Vital Signs At a Glance Contract Report for 132160/0001 - December 2016

Name or company name	L W T Dental Care
Contract type name	GDS Contract
Purpose of contract	General
Contract start date	01/04/2006
Contract end date	

16/17 Contracted general activity (UDA)	8,410
Carry forward general activity (UDA)	27
16/17 Contracted orthodontic activity (UOA)	0
Carry forward orthodontic activity (UOA)	0
Baseline contract value	£185,816.17

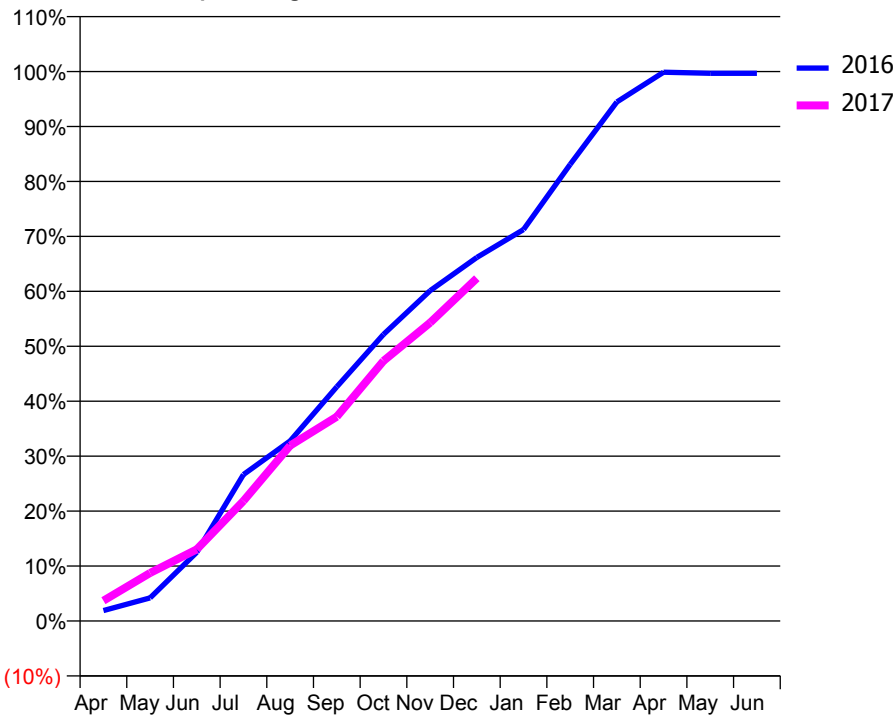
### ACCESS\*

Patients seen in 24 months	Total	Change since previous quarter
Quarter ending December 2015	2,798	
Quarter ending March 2016	2,787	→
Quarter ending June 2016	2,752	↓
Quarter ending September 2016	2,726	→
Quarter ending December 2016	2,743	→
<b>Variance since December 2015</b>	<b>(2.0%)</b>	<b>↓</b>



### ACTIVITY

Cumulative percentage of contracted UDA delivered 2016 & 2017



Month	Adjusted Scheduled Activity (UDA)	
	2016	2017
April	161	311
May	355	735
June	1,052	1,097
July	2,241	1,837
August	2,755	2,685
September	3,585	3,128
October	4,386	3,980
November	5,056	4,567
December	5,564	5,246
January	5,991	
February	6,989	
March	7,945	
April	8,398	
May	8,383	
June	8,383	

### QUALITY

	Quantity	Base Number	Contract	AT	Region	England
% of FP17s for the same patient ID Re-attending within 3 months - Children	35	623	5.6%	10.7%	13.4%	12.4%
% of FP17s for the same patient ID Re-attending within 3 months - Adults	326	2,703	12.1%	15.4%	17.3%	16.6%
% of FP17s for the same patient ID Re-attending between 3 & 9 months - Children	420	623	67.4%	58.5%	58.9%	57.5%
% of FP17s for the same patient ID Re-attending between 3 & 9 months - Adults	1,793	2,703	66.3%	52.8%	52.5%	50.4%
% of FP17s for Band 1 Urgent Courses	161	3,091	5.2%	7.6%	9.3%	9.1%
% of FP17s Relating to Free Repair or Replacements	21	3,091	0.7%	1.3%	1.0%	0.8%
% of FP17s Relating to Continuations	27	3,091	0.9%	1.6%	1.5%	1.3%
% of Patients satisfied with the dentistry they have received	18	19	94.7%	94.2%	93.1%	92.7%
% of Patients satisfied with the time they had to wait for an appointment	19	19	100.0%	89.1%	89.8%	88.8%

\* This is based on patients treated on this contract for their most recent course of treatment. Figures in italics indicate the base number of FP17s or Patient Questionnaire responses are less than 100. N/A is shown where the base number of responses is less than 10 during the period. % is calculated as Quantity/Base number\*100

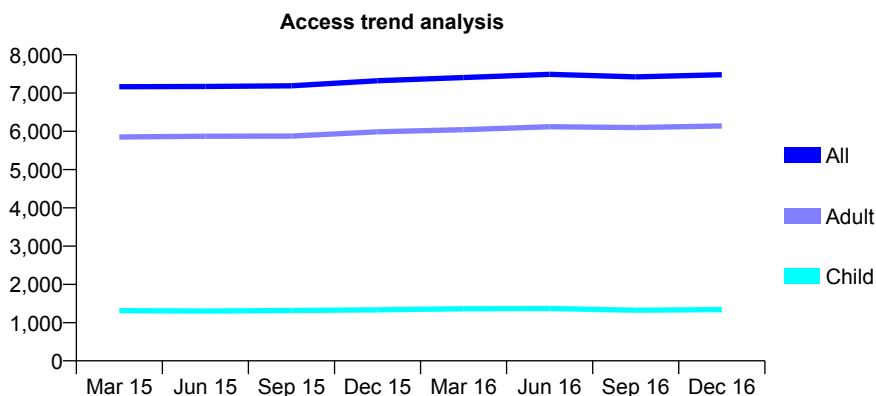
## Q51 - Vital Signs At a Glance Contract Report for 132160/0002 - December 2016

Name or company name	L W T Dental Care
Contract type name	GDS Contract
Purpose of contract	General
Contract start date	01/04/2006
Contract end date	

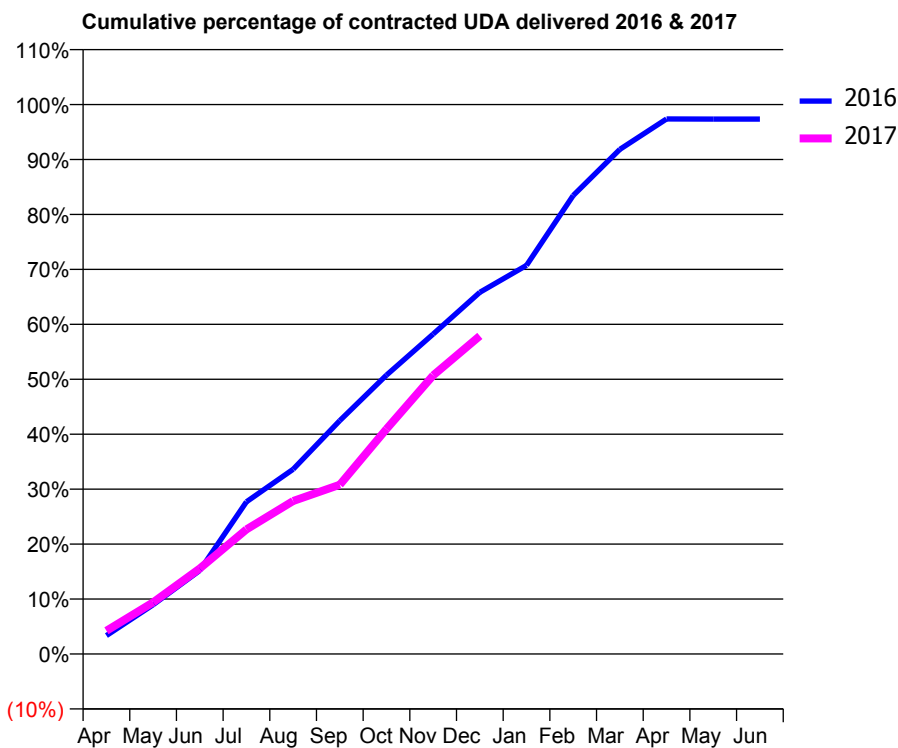
16/17 Contracted general activity (UDA)	24,405
Carry forward general activity (UDA)	0
16/17 Contracted orthodontic activity (UOA)	0
Carry forward orthodontic activity (UOA)	0
Baseline contract value	£557,893.40

### ACCESS\*

Patients seen in 24 months	Total	Change since previous quarter
Quarter ending December 2015	7,323	
Quarter ending March 2016	7,405	→
Quarter ending June 2016	7,490	→
Quarter ending September 2016	7,424	→
Quarter ending December 2016	7,478	→
<b>Variance since December 2015</b>	<b>2.1%</b>	<b>↑</b>



### ACTIVITY



Month	Adjusted Scheduled Activity (UDA)	
	2016	2017
April	822	1,031
May	2,186	2,294
June	3,709	3,801
July	6,761	5,532
August	8,205	6,793
September	10,366	7,518
October	12,388	9,996
November	14,212	12,376
December	16,064	14,130
January	17,263	
February	20,362	
March	22,415	
April	23,761	
May	23,760	
June	23,760	

### QUALITY

	Quantity	Base Number	Contract	AT	Region	England
% of FP17s for the same patient ID Re-attending within 3 months - Children	69	1,677	4.1%	10.7%	13.4%	12.4%
% of FP17s for the same patient ID Re-attending within 3 months - Adults	953	7,269	13.1%	15.4%	17.3%	16.6%
% of FP17s for the same patient ID Re-attending between 3 & 9 months - Children	1,214	1,677	72.4%	58.5%	58.9%	57.5%
% of FP17s for the same patient ID Re-attending between 3 & 9 months - Adults	4,495	7,269	61.8%	52.8%	52.5%	50.4%
% of FP17s for Band 1 Urgent Courses	552	7,879	7.0%	7.6%	9.3%	9.1%
% of FP17s Relating to Free Repair or Replacements	85	7,879	1.1%	1.3%	1.0%	0.8%
% of FP17s Relating to Continuations	80	7,879	1.0%	1.6%	1.5%	1.3%
% of Patients satisfied with the dentistry they have received	44	47	93.6%	94.2%	93.1%	92.7%
% of Patients satisfied with the time they had to wait for an appointment	43	47	91.5%	89.1%	89.8%	88.8%

\* This is based on patients treated on this contract for their most recent course of treatment. Figures in italics indicate the base number of FP17s or Patient Questionnaire responses are less than 100. N/A is shown where the base number of responses is less than 10 during the period. % is calculated as Quantity/Base number\*100

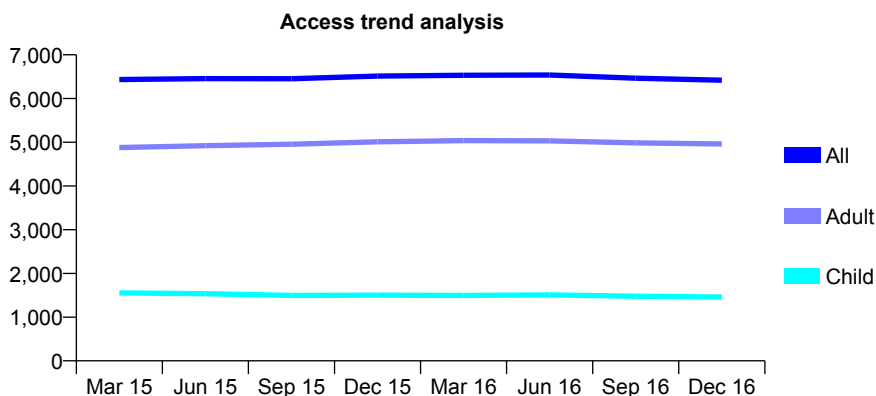
## Q51 - Vital Signs At a Glance Contract Report for 132489/0001 - December 2016

Name or company name	Hillcrest Ionian
Contract type name	GDS Contract
Purpose of contract	General
Contract start date	26/04/2010
Contract end date	

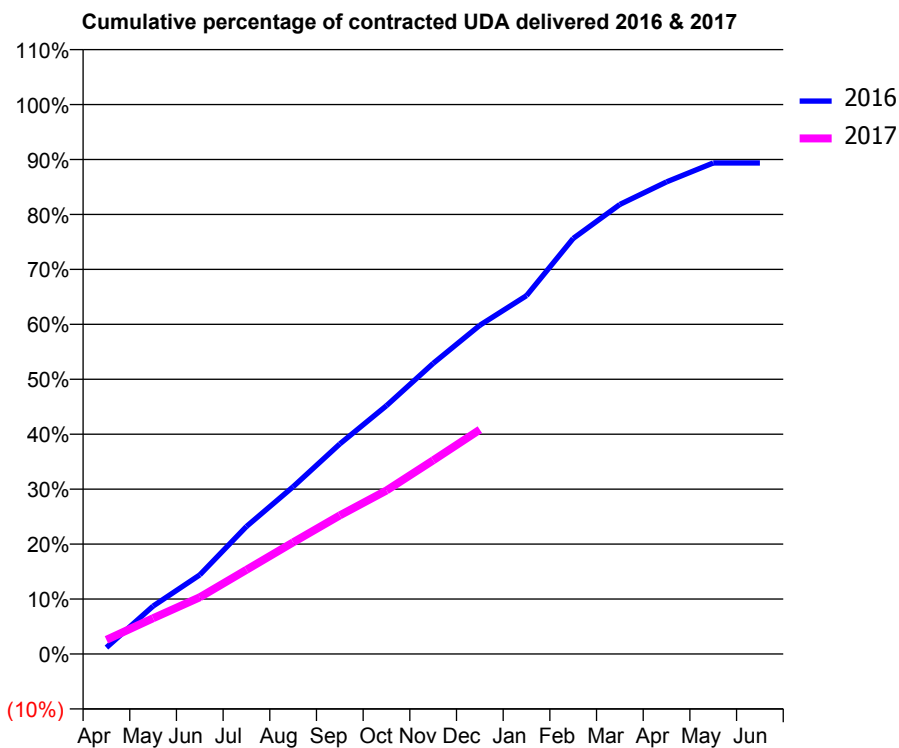
16/17 Contracted general activity (UDA)	20,369
Carry forward general activity (UDA)	0
16/17 Contracted orthodontic activity (UOA)	0
Carry forward orthodontic activity (UOA)	0
Baseline contract value	£607,512.19

### ACCESS\*

Patients seen in 24 months	Total	Change since previous quarter
Quarter ending December 2015	6,513	
Quarter ending March 2016	6,531	→
Quarter ending June 2016	6,538	→
Quarter ending September 2016	6,465	↓
Quarter ending December 2016	6,418	→
<b>Variance since December 2015</b>	<b>(1.5%)</b>	<b>↓</b>



### ACTIVITY



Month	Adjusted Scheduled Activity (UDA)	
	2016	2017
April	200	527
May	1,480	1,326
June	2,444	2,105
July	3,938	3,122
August	5,166	4,142
September	6,487	5,137
October	7,670	6,063
November	8,976	7,182
December	10,153	8,318
January	11,068	
February	12,834	
March	13,884	
April	14,581	
May	15,165	
June	15,165	

### QUALITY

	Quantity	Base Number	Contract	AT	Region	England
% of FP17s for the same patient ID Re-attending within 3 months - Children	41	1,302	3.1%	10.7%	13.4%	12.4%
% of FP17s for the same patient ID Re-attending within 3 months - Adults	277	3,677	7.5%	15.4%	17.3%	16.6%
% of FP17s for the same patient ID Re-attending between 3 & 9 months - Children	670	1,302	51.5%	58.5%	58.9%	57.5%
% of FP17s for the same patient ID Re-attending between 3 & 9 months - Adults	1,269	3,677	34.5%	52.8%	52.5%	50.4%
% of FP17s for Band 1 Urgent Courses	208	4,119	5.0%	7.6%	9.3%	9.1%
% of FP17s Relating to Free Repair or Replacements	26	4,119	0.6%	1.3%	1.0%	0.8%
% of FP17s Relating to Continuations	56	4,119	1.4%	1.6%	1.5%	1.3%
% of Patients satisfied with the dentistry they have received	12	14	85.7%	94.2%	93.1%	92.7%
% of Patients satisfied with the time they had to wait for an appointment	13	14	92.9%	89.1%	89.8%	88.8%

\* This is based on patients treated on this contract for their most recent course of treatment. Figures in italics indicate the base number of FP17s or Patient Questionnaire responses are less than 100. N/A is shown where the base number of responses is less than 10 during the period. % is calculated as Quantity/Base number\*100

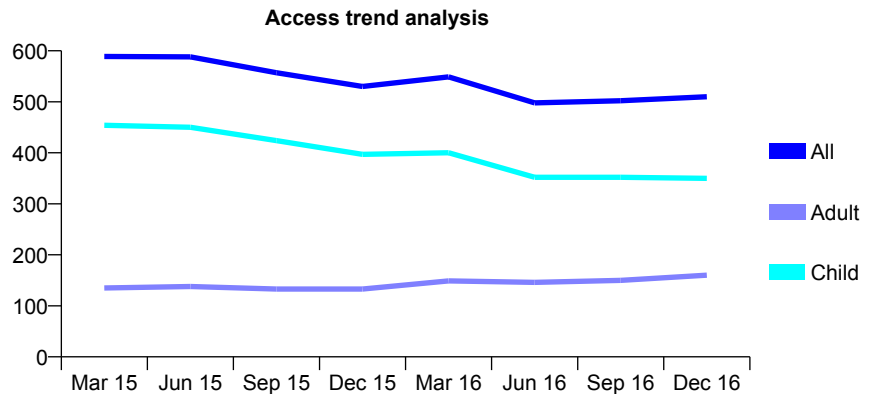
## Q51 - Vital Signs At a Glance Contract Report for 133361/0001 - December 2016

Name or company name	D The D Limited
Contract type name	GDS Contract
Purpose of contract	General
Contract start date	01/06/2007
Contract end date	

16/17 Contracted general activity (UDA)	1,286
Carry forward general activity (UDA)	0
16/17 Contracted orthodontic activity (UOA)	0
Carry forward orthodontic activity (UOA)	0
Baseline contract value	£31,269.13

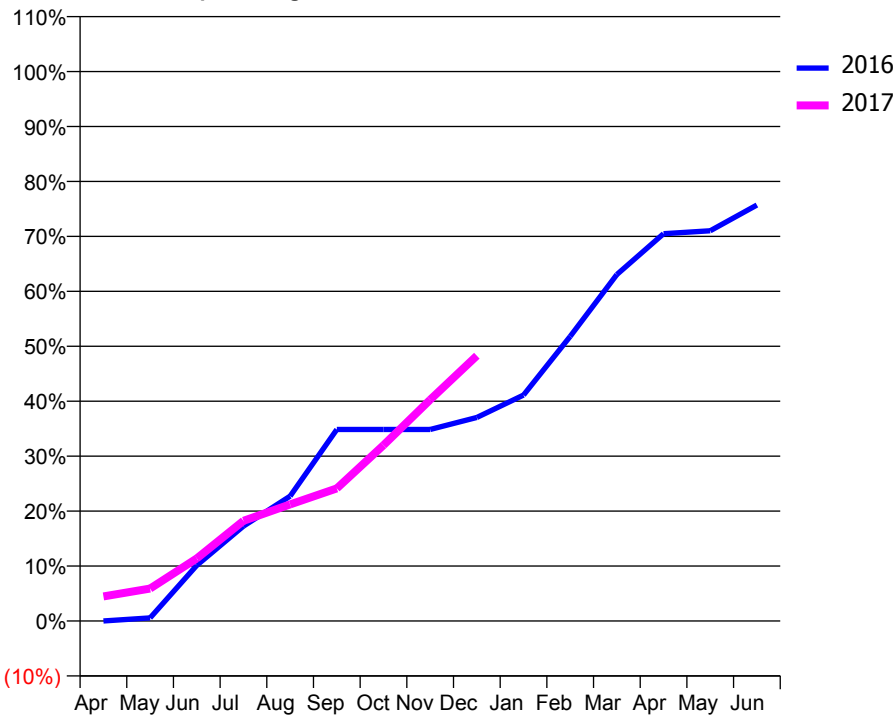
### ACCESS\*

Patients seen in 24 months	Total	Change since previous quarter
Quarter ending December 2015	530	
Quarter ending March 2016	549	↑
Quarter ending June 2016	498	↓
Quarter ending September 2016	502	→
Quarter ending December 2016	510	→
<b>Variance since December 2015</b>	<b>(3.8%)</b>	<b>↓</b>



### ACTIVITY

Cumulative percentage of contracted UDA delivered 2016 & 2017



Month	Adjusted Scheduled Activity (UDA)	
	2016	2017
April	0	58
May	7	76
June	130	147
July	222	235
August	292	273
September	448	310
October	448	412
November	448	518
December	476	621
January	529	
February	666	
March	811	
April	906	
May	913	
June	973	

### QUALITY

	Quantity	Base Number	Contract	AT	Region	England
% of FP17s for the same patient ID Re-attending within 3 months - Children	19	285	6.7%	10.7%	13.4%	12.4%
% of FP17s for the same patient ID Re-attending within 3 months - Adults	10	78	12.8%	15.4%	17.3%	16.6%
% of FP17s for the same patient ID Re-attending between 3 & 9 months - Children	98	285	34.4%	58.5%	58.9%	57.5%
% of FP17s for the same patient ID Re-attending between 3 & 9 months - Adults	20	78	25.6%	52.8%	52.5%	50.4%
% of FP17s for Band 1 Urgent Courses	15	299	5.0%	7.6%	9.3%	9.1%
% of FP17s Relating to Free Repair or Replacements	0	299	0.0%	1.3%	1.0%	0.8%
% of FP17s Relating to Continuations	2	299	0.7%	1.6%	1.5%	1.3%
% of Patients satisfied with the dentistry they have received	0	0	N/A	94.2%	93.1%	92.7%
% of Patients satisfied with the time they had to wait for an appointment	0	0	N/A	89.1%	89.8%	88.8%

\* This is based on patients treated on this contract for their most recent course of treatment. Figures in italics indicate the base number of FP17s or Patient Questionnaire responses are less than 100. N/A is shown where the base number of responses is less than 10 during the period. % is calculated as Quantity/Base number\*100

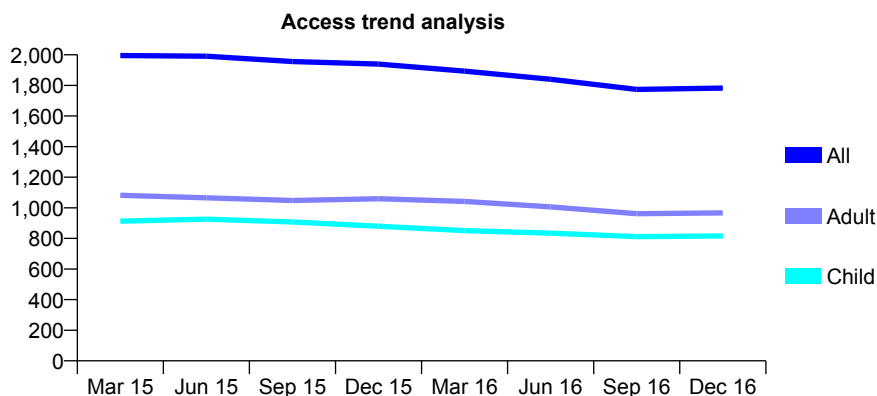
## Q51 - Vital Signs At a Glance Contract Report for 133701/0001 - December 2016

Name or company name	The Dental House
Contract type name	GDS Contract
Purpose of contract	General
Contract start date	01/12/2011
Contract end date	

16/17 Contracted general activity (UDA)	6,250
Carry forward general activity (UDA)	0
16/17 Contracted orthodontic activity (UOA)	0
Carry forward orthodontic activity (UOA)	0
Baseline contract value	£161,937.50

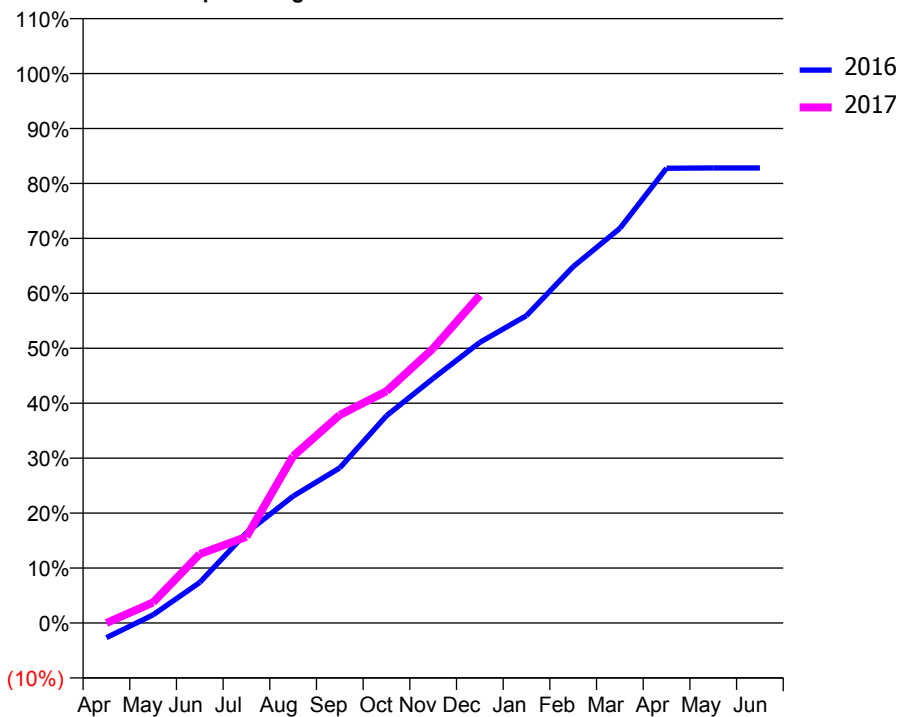
### ACCESS\*

Patients seen in 24 months	Total	Change since previous quarter
Quarter ending December 2015	1,939	
Quarter ending March 2016	1,893	↓
Quarter ending June 2016	1,840	↓
Quarter ending September 2016	1,774	↓
Quarter ending December 2016	1,783	→
<b>Variance since December 2015</b>	<b>(8.0%)</b>	<b>↓</b>



### ACTIVITY

Cumulative percentage of contracted UDA delivered 2016 & 2017



Month	Adjusted Scheduled Activity (UDA)	
	2016	2017
April	-174	0
May	96	234
June	480	785
July	1,067	980
August	1,502	1,899
September	1,835	2,366
October	2,452	2,637
November	2,893	3,123
December	3,319	3,728
January	3,636	
February	4,215	
March	4,668	
April	5,379	
May	5,382	
June	5,382	

### QUALITY

	Quantity	Base Number	Contract	AT	Region	England
% of FP17s for the same patient ID Re-attending within 3 months - Children	82	1,022	8.0%	10.7%	13.4%	12.4%
% of FP17s for the same patient ID Re-attending within 3 months - Adults	242	948	25.5%	15.4%	17.3%	16.6%
% of FP17s for the same patient ID Re-attending between 3 & 9 months - Children	656	1,022	64.2%	58.5%	58.9%	57.5%
% of FP17s for the same patient ID Re-attending between 3 & 9 months - Adults	466	948	49.2%	52.8%	52.5%	50.4%
% of FP17s for Band 1 Urgent Courses	163	1,697	9.6%	7.6%	9.3%	9.1%
% of FP17s Relating to Free Repair or Replacements	10	1,697	0.6%	1.3%	1.0%	0.8%
% of FP17s Relating to Continuations	1	1,697	0.1%	1.6%	1.5%	1.3%
% of Patients satisfied with the dentistry they have received	0	0	N/A	94.2%	93.1%	92.7%
% of Patients satisfied with the time they had to wait for an appointment	0	0	N/A	89.1%	89.8%	88.8%

\* This is based on patients treated on this contract for their most recent course of treatment. Figures in italics indicate the base number of FP17s or Patient Questionnaire responses are less than 100. N/A is shown where the base number of responses is less than 10 during the period. % is calculated as Quantity/Base number\*100

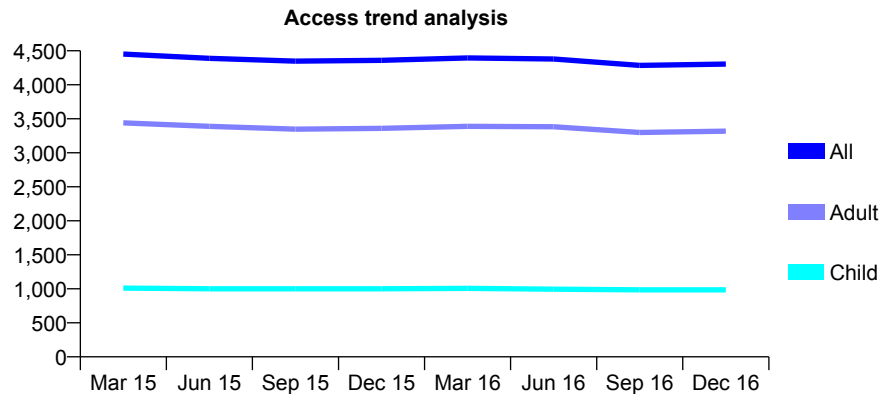
## Q51 - Vital Signs At a Glance Contract Report for 134651/0001 - December 2016

Name or company name	DENTECARE (BARNSLEY) LIMITED
Contract type name	GDS Contract
Purpose of contract	General
Contract start date	01/04/2011
Contract end date	

16/17 Contracted general activity (UDA)	15,316
Carry forward general activity (UDA)	0
16/17 Contracted orthodontic activity (UOA)	0
Carry forward orthodontic activity (UOA)	0
Baseline contract value	£431,613.20

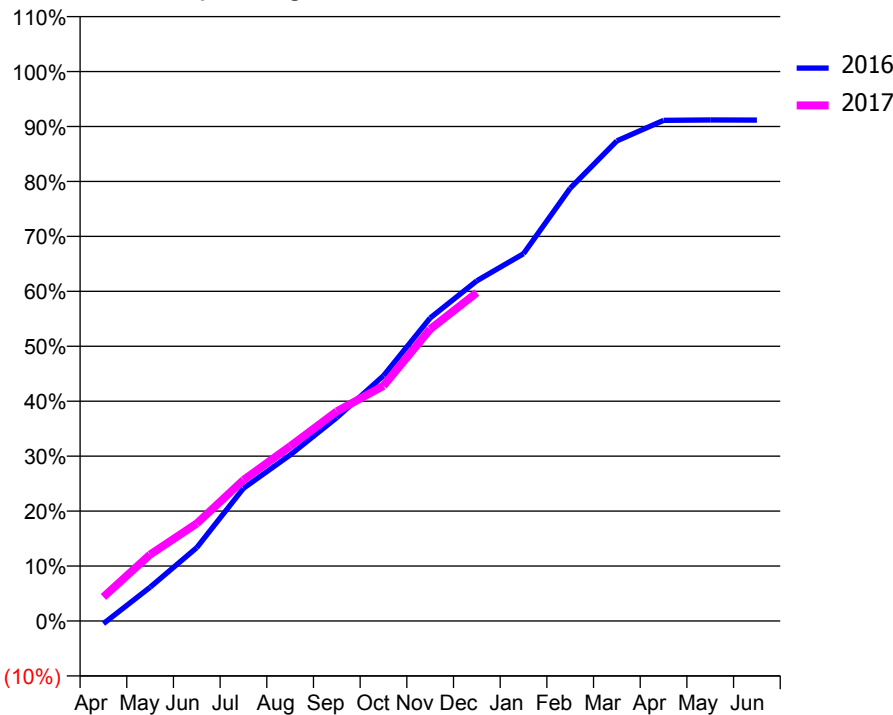
### ACCESS\*

Patients seen in 24 months	Total	Change since previous quarter
Quarter ending December 2015	4,360	
Quarter ending March 2016	4,396	→
Quarter ending June 2016	4,379	→
Quarter ending September 2016	4,285	↓
Quarter ending December 2016	4,304	→
<b>Variance since December 2015</b>	<b>(1.3%)</b>	<b>↓</b>



### ACTIVITY

Cumulative percentage of contracted UDA delivered 2016 & 2017



Month	Adjusted Scheduled Activity (UDA)	
	2016	2017
April	-78	669
May	940	1,851
June	2,046	2,720
July	3,701	3,930
August	4,631	4,871
September	5,669	5,844
October	6,835	6,556
November	8,448	8,135
December	9,482	9,153
January	10,238	
February	12,061	
March	13,383	
April	13,954	
May	13,964	
June	13,961	

### QUALITY

	Quantity	Base Number	Contract	AT	Region	England
% of FP17s for the same patient ID Re-attending within 3 months - Children	78	972	8.0%	10.7%	13.4%	12.4%
% of FP17s for the same patient ID Re-attending within 3 months - Adults	536	3,423	15.7%	15.4%	17.3%	16.6%
% of FP17s for the same patient ID Re-attending between 3 & 9 months - Children	584	972	60.1%	58.5%	58.9%	57.5%
% of FP17s for the same patient ID Re-attending between 3 & 9 months - Adults	1,909	3,423	55.8%	52.8%	52.5%	50.4%
% of FP17s for Band 1 Urgent Courses	418	4,132	10.1%	7.6%	9.3%	9.1%
% of FP17s Relating to Free Repair or Replacements	33	4,132	0.8%	1.3%	1.0%	0.8%
% of FP17s Relating to Continuations	9	4,132	0.2%	1.6%	1.5%	1.3%
% of Patients satisfied with the dentistry they have received	8	8	N/A	94.2%	93.1%	92.7%
% of Patients satisfied with the time they had to wait for an appointment	8	8	N/A	89.1%	89.8%	88.8%

\* This is based on patients treated on this contract for their most recent course of treatment. Figures in italics indicate the base number of FP17s or Patient Questionnaire responses are less than 100. N/A is shown where the base number of responses is less than 10 during the period. % is calculated as Quantity/Base number\*100

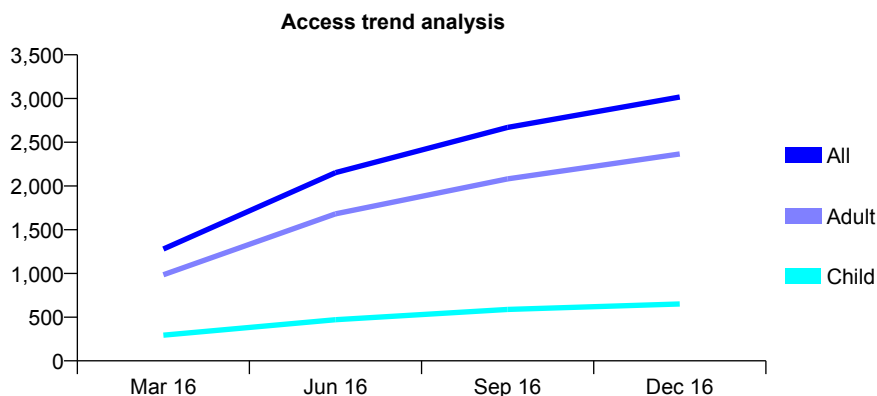
## Q51 - Vital Signs At a Glance Contract Report for 138029/0001 - December 2016

Name or company name	Thurcroft Dental Practice
Contract type name	GDS Contract
Purpose of contract	General
Contract start date	01/01/2016
Contract end date	

16/17 Contracted general activity (UDA)	9,388
Carry forward general activity (UDA)	-49
16/17 Contracted orthodontic activity (UOA)	0
Carry forward orthodontic activity (UOA)	0
Baseline contract value	£297,376.12

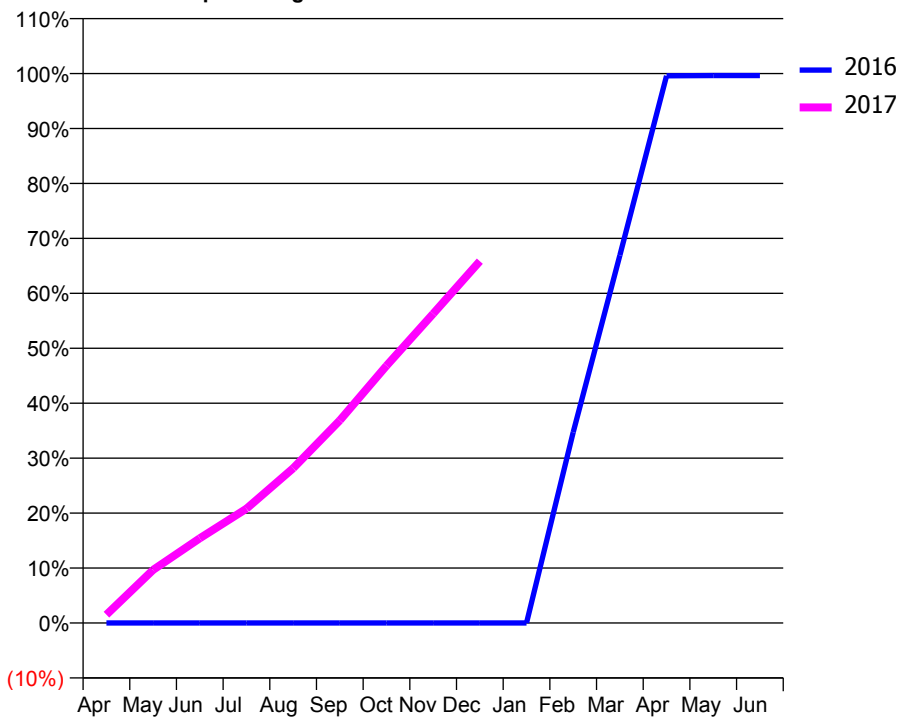
### ACCESS\*

Patients seen in 24 months	Total	Change since previous quarter
Quarter ending December 2015	0	
Quarter ending March 2016	1,279	
Quarter ending June 2016	2,153	↑
Quarter ending September 2016	2,669	↑
Quarter ending December 2016	3,017	↑
<b>Variance since December 2015</b>	N/A	



### ACTIVITY

Cumulative percentage of contracted UDA delivered 2016 & 2017



Month	Adjusted Scheduled Activity (UDA)	
	2016	2017
April	0	142
May	0	908
June	0	1,448
July	0	1,953
August	0	2,645
September	0	3,462
October	0	4,395
November	0	5,284
December	0	6,182
January	0	
February	815	
March	1,571	
April	2,337	
May	2,338	
June	2,338	

### QUALITY

	Quantity	Base Number	Contract	AT	Region	England
% of FP17s for the same patient ID Re-attending within 3 months - Children	40	789	5.1%	10.7%	13.4%	12.4%
% of FP17s for the same patient ID Re-attending within 3 months - Adults	303	2,976	10.2%	15.4%	17.3%	16.6%
% of FP17s for the same patient ID Re-attending between 3 & 9 months - Children	244	789	30.9%	58.5%	58.9%	57.5%
% of FP17s for the same patient ID Re-attending between 3 & 9 months - Adults	927	2,976	31.1%	52.8%	52.5%	50.4%
% of FP17s for Band 1 Urgent Courses	152	3,388	4.5%	7.6%	9.3%	9.1%
% of FP17s Relating to Free Repair or Replacements	37	3,388	1.1%	1.3%	1.0%	0.8%
% of FP17s Relating to Continuations	13	3,388	0.4%	1.6%	1.5%	1.3%
% of Patients satisfied with the dentistry they have received	4	5	N/A	94.2%	93.1%	92.7%
% of Patients satisfied with the time they had to wait for an appointment	4	5	N/A	89.1%	89.8%	88.8%

\* This is based on patients treated on this contract for their most recent course of treatment. Figures in italics indicate the base number of FP17s or Patient Questionnaire responses are less than 100. N/A is shown where the base number of responses is less than 10 during the period. % is calculated as Quantity/Base number\*100



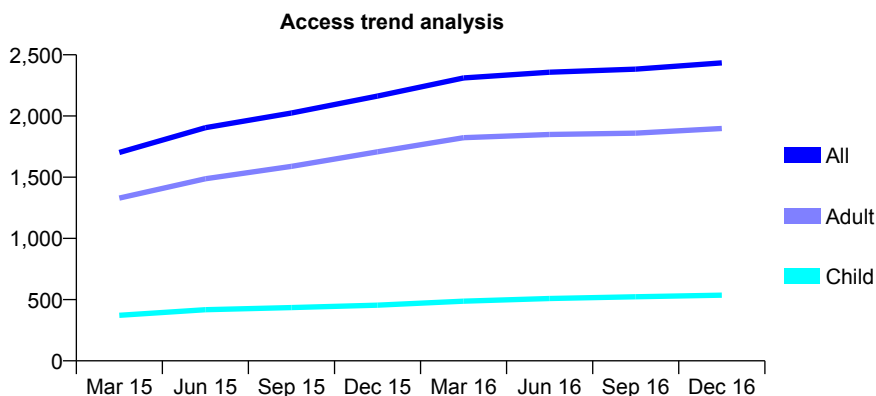
## Q51 - Vital Signs At a Glance Contract Report for 140716/0001 - December 2016

Name or company name	Odai Dental Practice
Contract type name	GDS Contract
Purpose of contract	General
Contract start date	01/04/2014
Contract end date	

16/17 Contracted general activity (UDA)	6,249
Carry forward general activity (UDA)	54
16/17 Contracted orthodontic activity (UOA)	0
Carry forward orthodontic activity (UOA)	0
Baseline contract value	£176,833.76

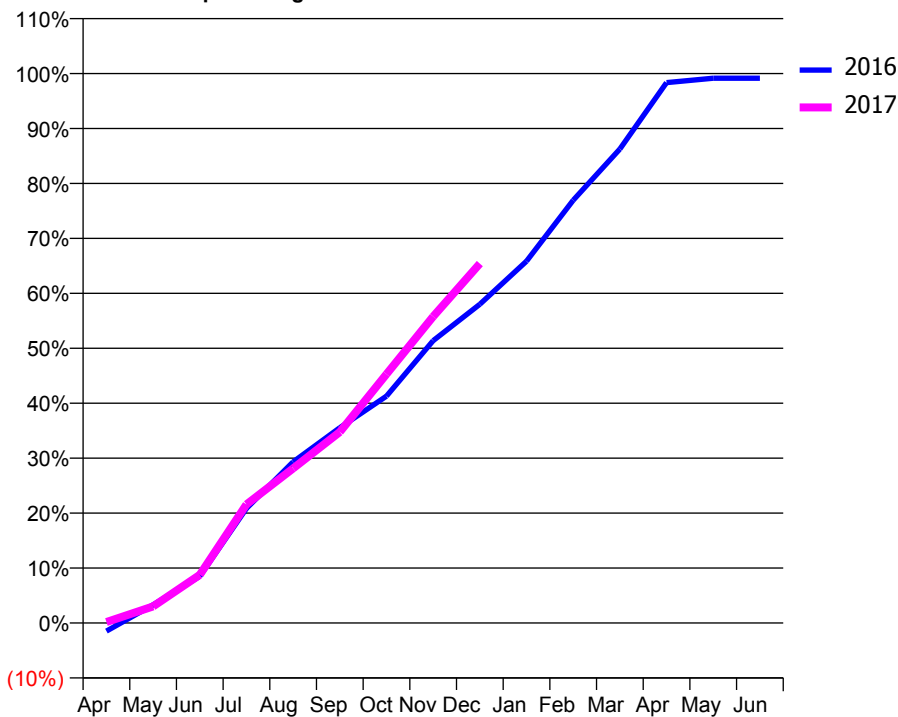
### ACCESS\*

Patients seen in 24 months	Total	Change since previous quarter
Quarter ending December 2015	2,163	
Quarter ending March 2016	2,311	↑
Quarter ending June 2016	2,358	↑
Quarter ending September 2016	2,383	→
Quarter ending December 2016	2,434	↑
<b>Variance since December 2015</b>	<b>12.5%</b>	<b>↑</b>



### ACTIVITY

Cumulative percentage of contracted UDA delivered 2016 & 2017



Month	Adjusted Scheduled Activity (UDA)	
	2016	2017
April	-93	11
May	207	188
June	531	548
July	1,304	1,348
August	1,832	1,759
September	2,221	2,173
October	2,580	2,830
November	3,210	3,485
December	3,625	4,088
January	4,115	
February	4,808	
March	5,390	
April	6,146	
May	6,195	
June	6,195	

### QUALITY

	Quantity	Base Number	Contract	AT	Region	England
% of FP17s for the same patient ID Re-attending within 3 months - Children	75	542	13.8%	10.7%	13.4%	12.4%
% of FP17s for the same patient ID Re-attending within 3 months - Adults	355	2,006	17.7%	15.4%	17.3%	16.6%
% of FP17s for the same patient ID Re-attending between 3 & 9 months - Children	252	542	46.5%	58.5%	58.9%	57.5%
% of FP17s for the same patient ID Re-attending between 3 & 9 months - Adults	970	2,006	48.4%	52.8%	52.5%	50.4%
% of FP17s for Band 1 Urgent Courses	236	2,234	10.6%	7.6%	9.3%	9.1%
% of FP17s Relating to Free Repair or Replacements	18	2,234	0.8%	1.3%	1.0%	0.8%
% of FP17s Relating to Continuations	38	2,234	1.7%	1.6%	1.5%	1.3%
% of Patients satisfied with the dentistry they have received	10	10	100.0%	94.2%	93.1%	92.7%
% of Patients satisfied with the time they had to wait for an appointment	10	10	100.0%	89.1%	89.8%	88.8%

\* This is based on patients treated on this contract for their most recent course of treatment. Figures in italics indicate the base number of FP17s or Patient Questionnaire responses are less than 100. N/A is shown where the base number of responses is less than 10 during the period. % is calculated as Quantity/Base number\*100

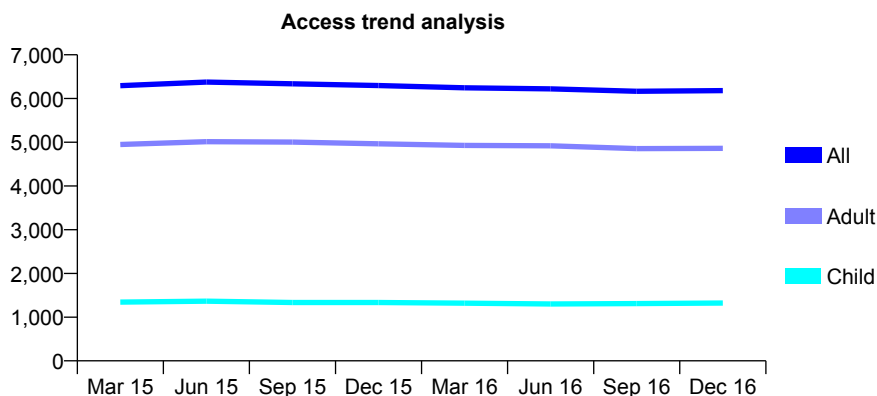
## Q51 - Vital Signs At a Glance Contract Report for 142255/0001 - December 2016

Name or company name	Hislop and Wolverson
Contract type name	GDS Contract
Purpose of contract	General and Orthodontic
Contract start date	01/12/2010
Contract end date	

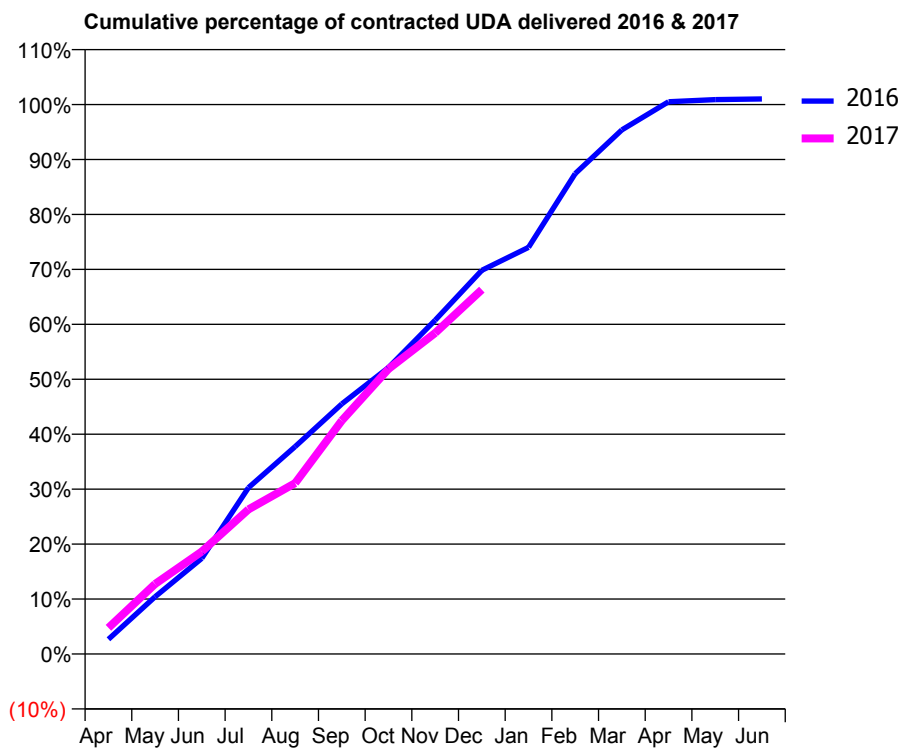
16/17 Contracted general activity (UDA)	21,997
Carry forward general activity (UDA)	-222
16/17 Contracted orthodontic activity (UOA)	525
Carry forward orthodontic activity (UOA)	-11
Baseline contract value	£656,630.13

### ACCESS\*

Patients seen in 24 months	Total	Change since previous quarter
Quarter ending December 2015	6,296	
Quarter ending March 2016	6,245	→
Quarter ending June 2016	6,220	→
Quarter ending September 2016	6,165	→
Quarter ending December 2016	6,181	→
<b>Variance since December 2015</b>	<b>(1.8%)</b>	<b>↓</b>



### ACTIVITY



Month	Adjusted Scheduled Activity (UDA)	
	2016	2017
April	586	1,048
May	2,281	2,803
June	3,812	4,101
July	6,626	5,788
August	8,264	6,843
September	9,962	9,342
October	11,413	11,408
November	13,299	12,850
December	15,286	14,586
January	16,198	
February	19,134	
March	20,877	
April	21,999	
May	22,083	
June	22,110	

### QUALITY

	Quantity	Base Number	Contract	AT	Region	England
% of FP17s for the same patient ID Re-attending within 3 months - Children	178	1,744	10.2%	10.7%	13.4%	12.4%
% of FP17s for the same patient ID Re-attending within 3 months - Adults	885	5,563	15.9%	15.4%	17.3%	16.6%
% of FP17s for the same patient ID Re-attending between 3 & 9 months - Children	1,165	1,744	66.8%	58.5%	58.9%	57.5%
% of FP17s for the same patient ID Re-attending between 3 & 9 months - Adults	3,018	5,563	54.3%	52.8%	52.5%	50.4%
% of FP17s for Band 1 Urgent Courses	422	6,722	6.3%	7.6%	9.3%	9.1%
% of FP17s Relating to Free Repair or Replacements	61	6,722	0.9%	1.3%	1.0%	0.8%
% of FP17s Relating to Continuations	141	6,722	2.1%	1.6%	1.5%	1.3%
% of Patients satisfied with the dentistry they have received	9	9	N/A	94.2%	93.1%	92.7%
% of Patients satisfied with the time they had to wait for an appointment	8	9	N/A	89.1%	89.8%	88.8%

\* This is based on patients treated on this contract for their most recent course of treatment. Figures in italics indicate the base number of FP17s or Patient Questionnaire responses are less than 100. N/A is shown where the base number of responses is less than 10 during the period. % is calculated as Quantity/Base number\*100

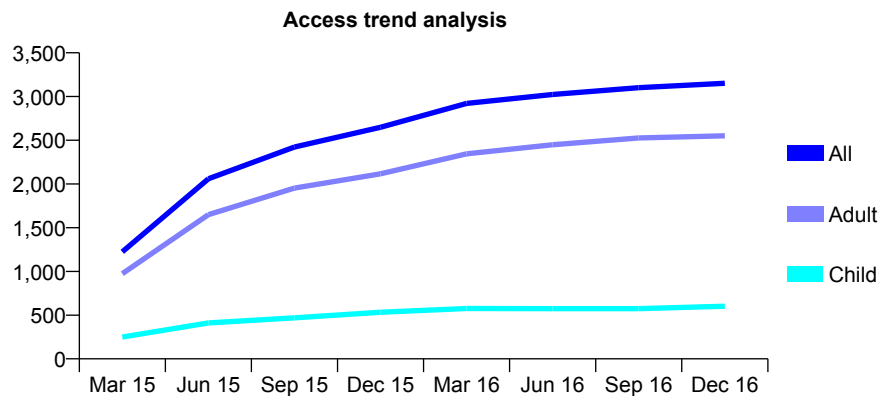
## Q51 - Vital Signs At a Glance Contract Report for 142352/0001 - December 2016

Name or company name	Pawson Dental Partnership
Contract type name	GDS Contract
Purpose of contract	General
Contract start date	01/12/2014
Contract end date	

16/17 Contracted general activity (UDA)	10,000
Carry forward general activity (UDA)	-72
16/17 Contracted orthodontic activity (UOA)	0
Carry forward orthodontic activity (UOA)	0
Baseline contract value	£226,832.84

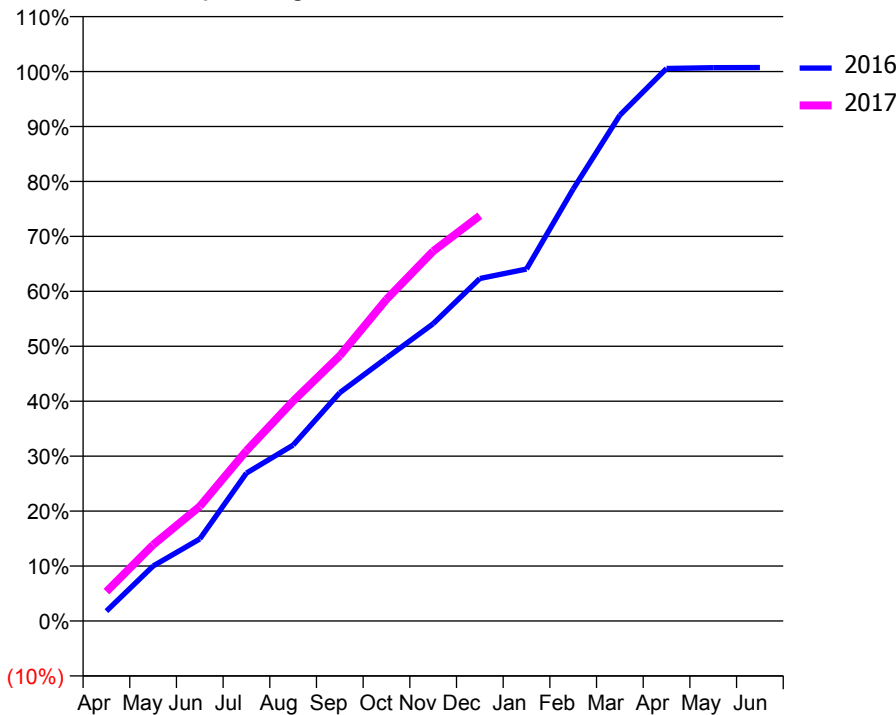
### ACCESS\*

Patients seen in 24 months	Total	Change since previous quarter
Quarter ending December 2015	2,649	
Quarter ending March 2016	2,921	↑
Quarter ending June 2016	3,023	↑
Quarter ending September 2016	3,101	↑
Quarter ending December 2016	3,152	→
<b>Variance since December 2015</b>	<b>19.0%</b>	<b>↑</b>



### ACTIVITY

Cumulative percentage of contracted UDA delivered 2016 & 2017



Month	Adjusted Scheduled Activity (UDA)	
	2016	2017
April	181	535
May	1,002	1,387
June	1,495	2,086
July	2,692	3,100
August	3,202	4,003
September	4,156	4,828
October	4,788	5,855
November	5,411	6,730
December	6,232	7,375
January	6,404	
February	7,861	
March	9,206	
April	10,054	
May	10,069	
June	10,072	

### QUALITY

	Quantity	Base Number	Contract	AT	Region	England
% of FP17s for the same patient ID Re-attending within 3 months - Children	65	687	9.5%	10.7%	13.4%	12.4%
% of FP17s for the same patient ID Re-attending within 3 months - Adults	626	3,201	19.6%	15.4%	17.3%	16.6%
% of FP17s for the same patient ID Re-attending between 3 & 9 months - Children	436	687	63.5%	58.5%	58.9%	57.5%
% of FP17s for the same patient ID Re-attending between 3 & 9 months - Adults	1,920	3,201	60.0%	52.8%	52.5%	50.4%
% of FP17s for Band 1 Urgent Courses	353	3,630	9.7%	7.6%	9.3%	9.1%
% of FP17s Relating to Free Repair or Replacements	88	3,630	2.4%	1.3%	1.0%	0.8%
% of FP17s Relating to Continuations	106	3,630	2.9%	1.6%	1.5%	1.3%
% of Patients satisfied with the dentistry they have received	7	7	N/A	94.2%	93.1%	92.7%
% of Patients satisfied with the time they had to wait for an appointment	7	7	N/A	89.1%	89.8%	88.8%

\* This is based on patients treated on this contract for their most recent course of treatment. Figures in italics indicate the base number of FP17s or Patient Questionnaire responses are less than 100. N/A is shown where the base number of responses is less than 10 during the period. % is calculated as Quantity/Base number\*100

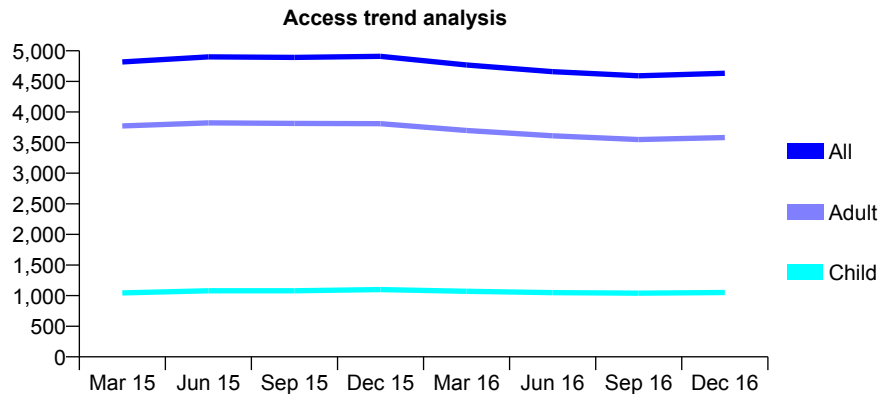
## Q51 - Vital Signs At a Glance Contract Report for 143871/0001 - December 2016

Name or company name	Sandygate Dental Practice
Contract type name	GDS Contract
Purpose of contract	General
Contract start date	01/04/2009
Contract end date	

16/17 Contracted general activity (UDA)	12,975
Carry forward general activity (UDA)	0
16/17 Contracted orthodontic activity (UOA)	0
Carry forward orthodontic activity (UOA)	0
Baseline contract value	£291,586.22

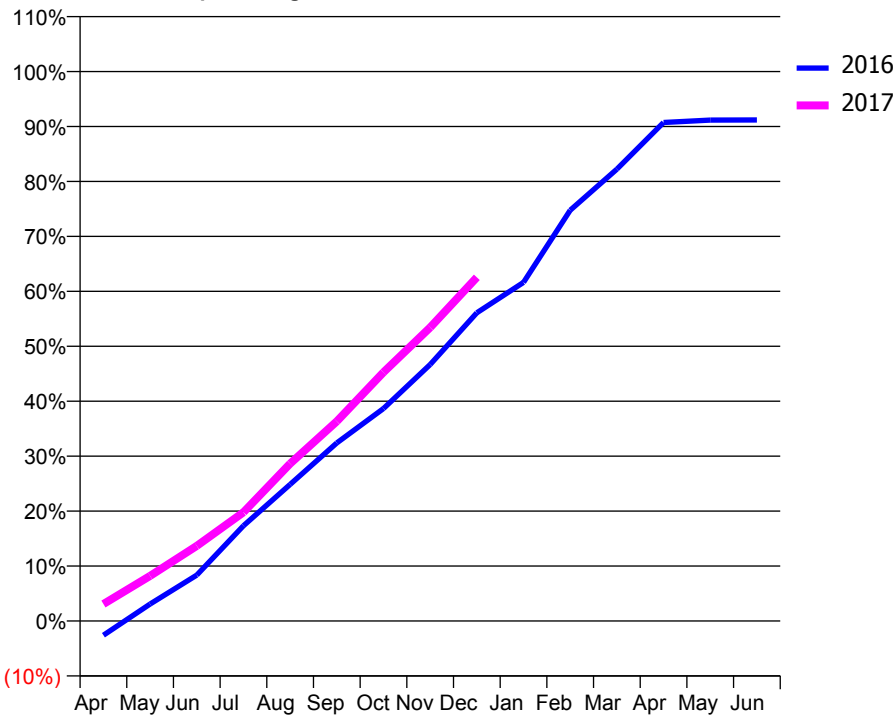
### ACCESS\*

Patients seen in 24 months	Total	Change since previous quarter
Quarter ending December 2015	4,910	
Quarter ending March 2016	4,768	↓
Quarter ending June 2016	4,659	↓
Quarter ending September 2016	4,592	↓
Quarter ending December 2016	4,633	→
<b>Variance since December 2015</b>	<b>(5.6%)</b>	<b>↓</b>



### ACTIVITY

Cumulative percentage of contracted UDA delivered 2016 & 2017



Month	Adjusted Scheduled Activity (UDA)	
	2016	2017
April	-339	401
May	402	1,065
June	1,083	1,774
July	2,251	2,568
August	3,227	3,715
September	4,206	4,714
October	5,017	5,874
November	6,058	6,932
December	7,279	8,116
January	7,997	
February	9,698	
March	10,670	
April	11,772	
May	11,828	
June	11,832	

### QUALITY

	Quantity	Base Number	Contract	AT	Region	England
% of FP17s for the same patient ID Re-attending within 3 months - Children	91	1,346	6.8%	10.7%	13.4%	12.4%
% of FP17s for the same patient ID Re-attending within 3 months - Adults	737	4,302	17.1%	15.4%	17.3%	16.6%
% of FP17s for the same patient ID Re-attending between 3 & 9 months - Children	938	1,346	69.7%	58.5%	58.9%	57.5%
% of FP17s for the same patient ID Re-attending between 3 & 9 months - Adults	2,367	4,302	55.0%	52.8%	52.5%	50.4%
% of FP17s for Band 1 Urgent Courses	220	4,824	4.6%	7.6%	9.3%	9.1%
% of FP17s Relating to Free Repair or Replacements	54	4,824	1.1%	1.3%	1.0%	0.8%
% of FP17s Relating to Continuations	55	4,824	1.1%	1.6%	1.5%	1.3%
% of Patients satisfied with the dentistry they have received	16	17	94.1%	94.2%	93.1%	92.7%
% of Patients satisfied with the time they had to wait for an appointment	16	17	94.1%	89.1%	89.8%	88.8%

\* This is based on patients treated on this contract for their most recent course of treatment. Figures in italics indicate the base number of FP17s or Patient Questionnaire responses are less than 100. N/A is shown where the base number of responses is less than 10 during the period. % is calculated as Quantity/Base number\*100

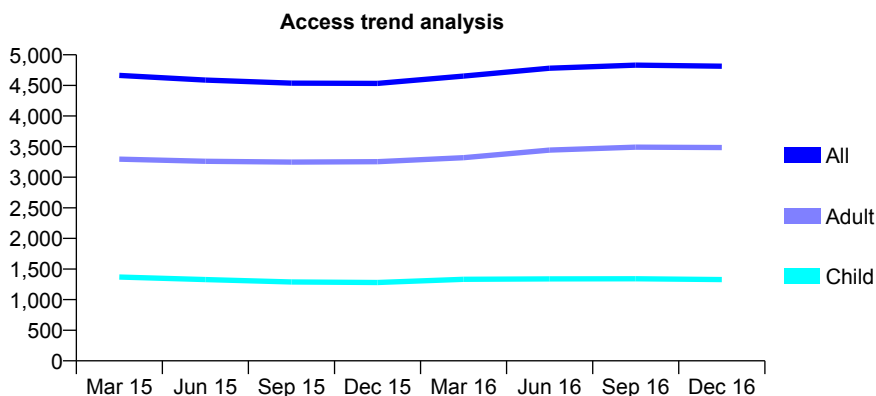
## Q51 - Vital Signs At a Glance Contract Report for 144118/0001 - December 2016

Name or company name	Ecclesfield Dental
Contract type name	GDS Contract
Purpose of contract	General
Contract start date	01/04/2010
Contract end date	

16/17 Contracted general activity (UDA)	15,500
Carry forward general activity (UDA)	0
16/17 Contracted orthodontic activity (UOA)	0
Carry forward orthodontic activity (UOA)	0
Baseline contract value	£485,398.45

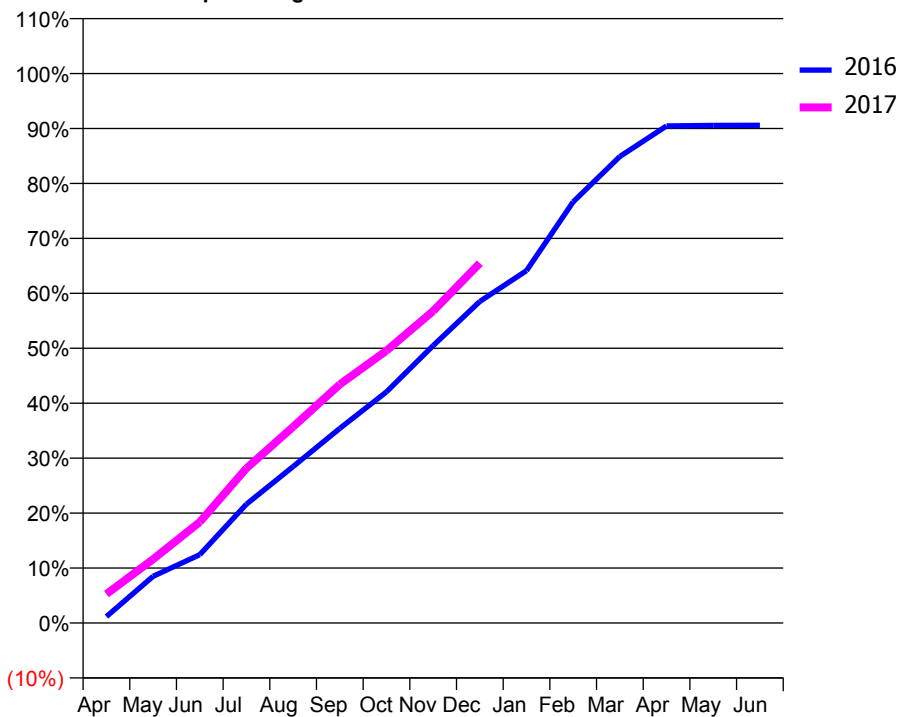
### ACCESS\*

Patients seen in 24 months	Total	Change since previous quarter
Quarter ending December 2015	4,533	
Quarter ending March 2016	4,652	↑
Quarter ending June 2016	4,782	↑
Quarter ending September 2016	4,832	→
Quarter ending December 2016	4,813	→
<b>Variance since December 2015</b>	<b>6.2%</b>	<b>↑</b>



### ACTIVITY

Cumulative percentage of contracted UDA delivered 2016 & 2017



Adjusted Scheduled Activity (UDA)

Month	2016	2017
April	181	818
May	1,319	1,801
June	1,929	2,848
July	3,354	4,365
August	4,415	5,536
September	5,490	6,729
October	6,522	7,681
November	7,827	8,801
December	9,070	10,151
January	9,939	
February	11,880	
March	13,159	
April	14,021	
May	14,036	
June	14,039	

### QUALITY

	Quantity	Base Number	Contract	AT	Region	England
% of FP17s for the same patient ID Re-attending within 3 months - Children	160	1,802	8.9%	10.7%	13.4%	12.4%
% of FP17s for the same patient ID Re-attending within 3 months - Adults	623	4,179	14.9%	15.4%	17.3%	16.6%
% of FP17s for the same patient ID Re-attending between 3 & 9 months - Children	1,221	1,802	67.8%	58.5%	58.9%	57.5%
% of FP17s for the same patient ID Re-attending between 3 & 9 months - Adults	2,516	4,179	60.2%	52.8%	52.5%	50.4%
% of FP17s for Band 1 Urgent Courses	389	5,490	7.1%	7.6%	9.3%	9.1%
% of FP17s Relating to Free Repair or Replacements	52	5,490	0.9%	1.3%	1.0%	0.8%
% of FP17s Relating to Continuations	32	5,490	0.6%	1.6%	1.5%	1.3%
% of Patients satisfied with the dentistry they have received	15	16	93.8%	94.2%	93.1%	92.7%
% of Patients satisfied with the time they had to wait for an appointment	15	16	93.8%	89.1%	89.8%	88.8%

\* This is based on patients treated on this contract for their most recent course of treatment. Figures in italics indicate the base number of FP17s or Patient Questionnaire responses are less than 100. N/A is shown where the base number of responses is less than 10 during the period. % is calculated as Quantity/Base number\*100

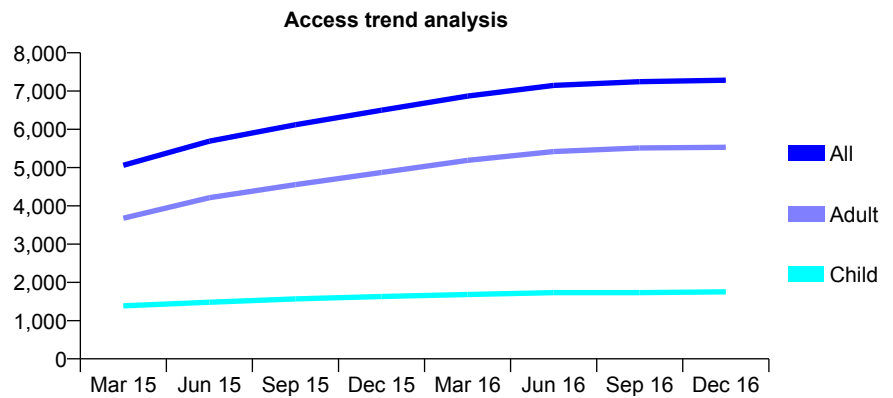
## Q51 - Vital Signs At a Glance Contract Report for 144959/0001 - December 2016

Name or company name	Kaye and Rafferty Ltd
Contract type name	GDS Contract
Purpose of contract	General and Orthodontic
Contract start date	01/07/2014
Contract end date	

16/17 Contracted general activity (UDA)	21,500
Carry forward general activity (UDA)	766
16/17 Contracted orthodontic activity (UOA)	2,249
Carry forward orthodontic activity (UOA)	5
Baseline contract value	£706,263.86

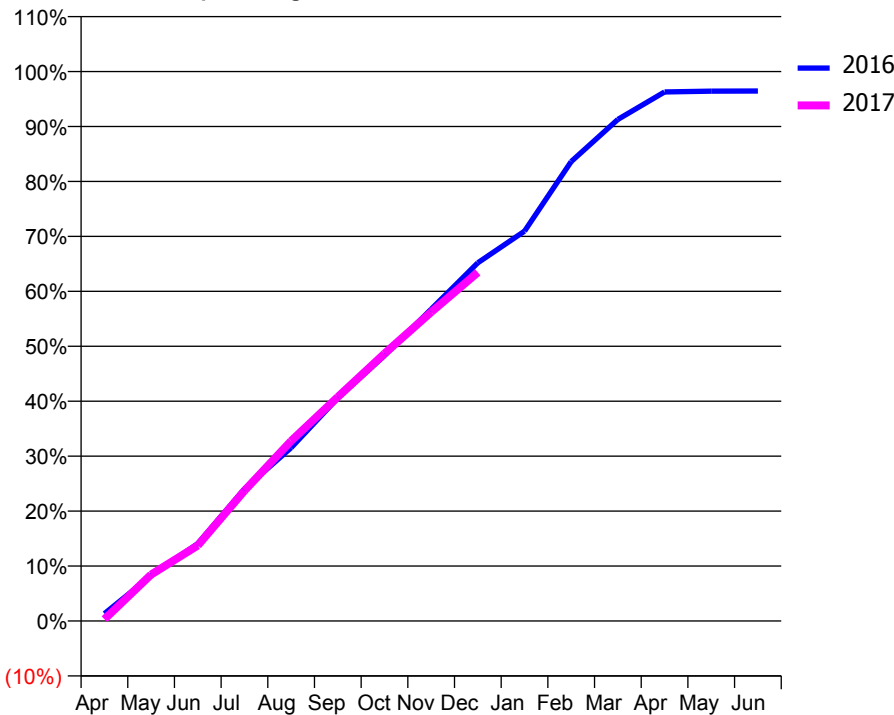
### ACCESS\*

Patients seen in 24 months	Total	Change since previous quarter
Quarter ending December 2015	6,500	
Quarter ending March 2016	6,869	↑
Quarter ending June 2016	7,148	↑
Quarter ending September 2016	7,245	→
Quarter ending December 2016	7,284	→
<b>Variance since December 2015</b>	<b>12.1%</b>	<b>↑</b>



### ACTIVITY

Cumulative percentage of contracted UDA delivered 2016 & 2017



Month	Adjusted Scheduled Activity (UDA)	
	2016	2017
April	287	70
May	1,771	1,817
June	3,030	2,954
July	5,168	5,100
August	6,781	7,044
September	8,725	8,768
October	10,388	10,463
November	12,203	12,085
December	14,017	13,639
January	15,251	
February	17,978	
March	19,625	
April	20,701	
May	20,732	
June	20,734	

### QUALITY

	Quantity	Base Number	Contract	AT	Region	England
% of FP17s for the same patient ID Re-attending within 3 months - Children	208	2,296	9.1%	10.7%	13.4%	12.4%
% of FP17s for the same patient ID Re-attending within 3 months - Adults	862	6,451	13.4%	15.4%	17.3%	16.6%
% of FP17s for the same patient ID Re-attending between 3 & 9 months - Children	1,407	2,296	61.3%	58.5%	58.9%	57.5%
% of FP17s for the same patient ID Re-attending between 3 & 9 months - Adults	3,778	6,451	58.6%	52.8%	52.5%	50.4%
% of FP17s for Band 1 Urgent Courses	503	8,076	6.2%	7.6%	9.3%	9.1%
% of FP17s Relating to Free Repair or Replacements	59	8,076	0.7%	1.3%	1.0%	0.8%
% of FP17s Relating to Continuations	114	8,076	1.4%	1.6%	1.5%	1.3%
% of Patients satisfied with the dentistry they have received	16	16	100.0%	94.2%	93.1%	92.7%
% of Patients satisfied with the time they had to wait for an appointment	15	16	93.8%	89.1%	89.8%	88.8%

\* This is based on patients treated on this contract for their most recent course of treatment. Figures in italics indicate the base number of FP17s or Patient Questionnaire responses are less than 100. N/A is shown where the base number of responses is less than 10 during the period. % is calculated as Quantity/Base number\*100

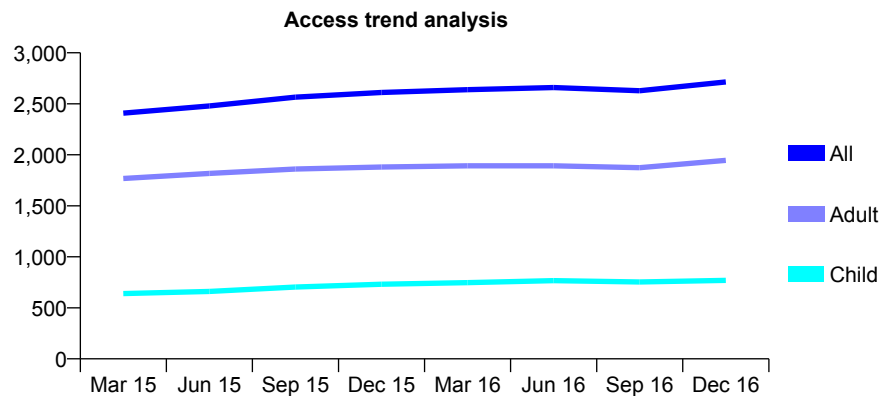
## Q51 - Vital Signs At a Glance Contract Report for 145130/0001 - December 2016

Name or company name	Wensley & Wright
Contract type name	GDS Contract
Purpose of contract	General
Contract start date	01/04/2006
Contract end date	

16/17 Contracted general activity (UDA)	8,147
Carry forward general activity (UDA)	0
16/17 Contracted orthodontic activity (UOA)	0
Carry forward orthodontic activity (UOA)	0
Baseline contract value	£255,066.92

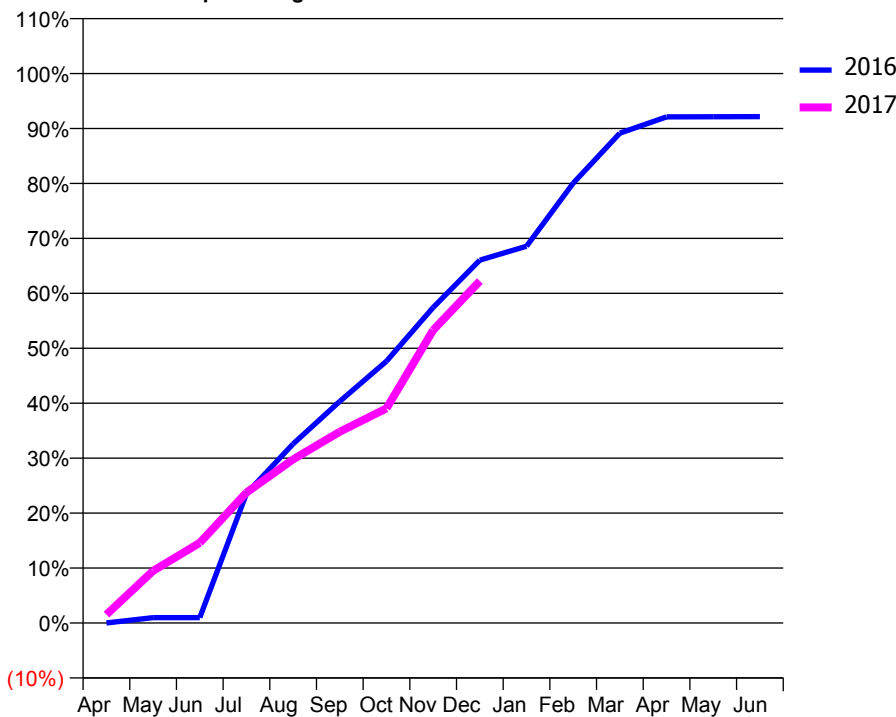
### ACCESS\*

Patients seen in 24 months	Total	Change since previous quarter
Quarter ending December 2015	2,611	
Quarter ending March 2016	2,639	→
Quarter ending June 2016	2,659	→
Quarter ending September 2016	2,628	↓
Quarter ending December 2016	2,715	↑
<b>Variance since December 2015</b>	<b>4.0%</b>	<b>↑</b>



### ACTIVITY

Cumulative percentage of contracted UDA delivered 2016 & 2017



Month	Adjusted Scheduled Activity (UDA)	
	2016	2017
April	0	126
May	79	774
June	79	1,189
July	1,918	1,934
August	2,656	2,426
September	3,287	2,837
October	3,882	3,181
November	4,679	4,342
December	5,381	5,069
January	5,586	
February	6,521	
March	7,263	
April	7,503	
May	7,506	
June	7,507	

### QUALITY

	Quantity	Base Number	Contract	AT	Region	England
% of FP17s for the same patient ID Re-attending within 3 months - Children	20	664	3.0%	10.7%	13.4%	12.4%
% of FP17s for the same patient ID Re-attending within 3 months - Adults	217	1,822	11.9%	15.4%	17.3%	16.6%
% of FP17s for the same patient ID Re-attending between 3 & 9 months - Children	330	664	49.7%	58.5%	58.9%	57.5%
% of FP17s for the same patient ID Re-attending between 3 & 9 months - Adults	912	1,822	50.1%	52.8%	52.5%	50.4%
% of FP17s for Band 1 Urgent Courses	91	2,368	3.8%	7.6%	9.3%	9.1%
% of FP17s Relating to Free Repair or Replacements	10	2,368	0.4%	1.3%	1.0%	0.8%
% of FP17s Relating to Continuations	57	2,368	2.4%	1.6%	1.5%	1.3%
% of Patients satisfied with the dentistry they have received	9	9	N/A	94.2%	93.1%	92.7%
% of Patients satisfied with the time they had to wait for an appointment	8	9	N/A	89.1%	89.8%	88.8%

\* This is based on patients treated on this contract for their most recent course of treatment. Figures in italics indicate the base number of FP17s or Patient Questionnaire responses are less than 100. N/A is shown where the base number of responses is less than 10 during the period. % is calculated as Quantity/Base number\*100



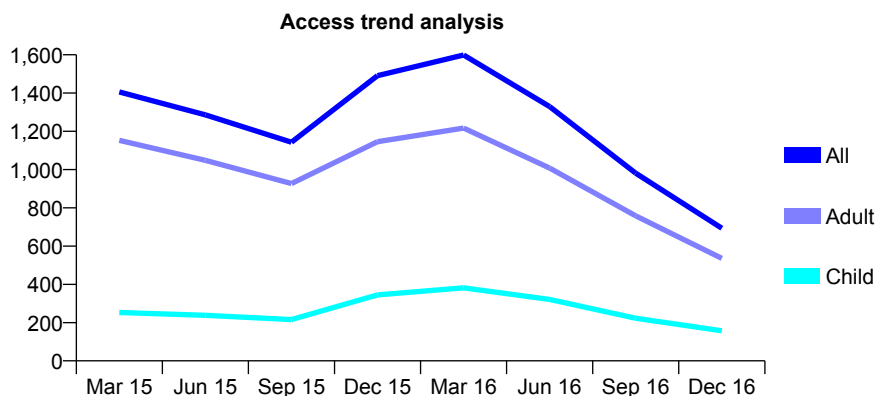
## Q51 - Vital Signs At a Glance Contract Report for 145130/0002 - December 2016

Name or company name	Wensley & Wright
Contract type name	GDS Contract
Purpose of contract	General
Contract start date	01/04/2006
Contract end date	

16/17 Contracted general activity (UDA)	3,328
Carry forward general activity (UDA)	0
16/17 Contracted orthodontic activity (UOA)	0
Carry forward orthodontic activity (UOA)	0
Baseline contract value	£93,423.31

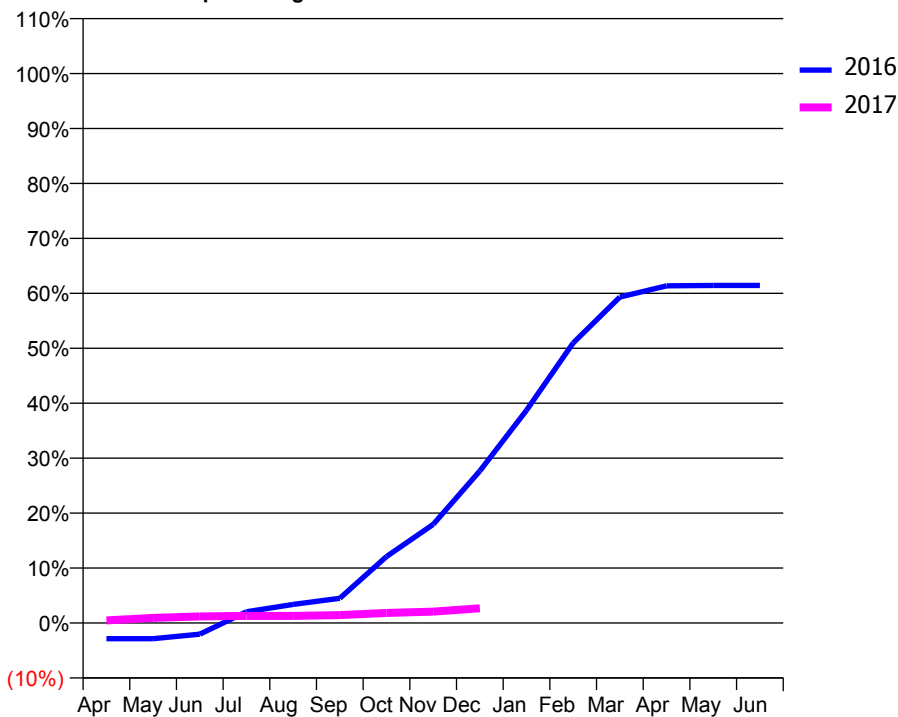
### ACCESS\*

Patients seen in 24 months	Total	Change since previous quarter
Quarter ending December 2015	1,491	
Quarter ending March 2016	1,599	↑
Quarter ending June 2016	1,329	↓
Quarter ending September 2016	981	↓
Quarter ending December 2016	693	↓
<b>Variance since December 2015</b>	<b>(53.5%)</b>	<b>↓</b>



### ACTIVITY

Cumulative percentage of contracted UDA delivered 2016 & 2017



Month	Adjusted Scheduled Activity (UDA)	
	2016	2017
April	-96	16
May	-96	31
June	-68	40
July	69	43
August	113	43
September	150	48
October	403	61
November	598	69
December	921	89
January	1,289	
February	1,697	
March	1,974	
April	2,042	
May	2,045	
June	2,045	

### QUALITY

	Quantity	Base Number	Contract	AT	Region	England
% of FP17s for the same patient ID Re-attending within 3 months - Children	1	38	2.6%	10.7%	13.4%	12.4%
% of FP17s for the same patient ID Re-attending within 3 months - Adults	4	67	6.0%	15.4%	17.3%	16.6%
% of FP17s for the same patient ID Re-attending between 3 & 9 months - Children	1	38	2.6%	58.5%	58.9%	57.5%
% of FP17s for the same patient ID Re-attending between 3 & 9 months - Adults	4	67	6.0%	52.8%	52.5%	50.4%
% of FP17s for Band 1 Urgent Courses	1	63	1.6%	7.6%	9.3%	9.1%
% of FP17s Relating to Free Repair or Replacements	0	63	0.0%	1.3%	1.0%	0.8%
% of FP17s Relating to Continuations	0	63	0.0%	1.6%	1.5%	1.3%
% of Patients satisfied with the dentistry they have received	0	0	N/A	94.2%	93.1%	92.7%
% of Patients satisfied with the time they had to wait for an appointment	0	0	N/A	89.1%	89.8%	88.8%

\* This is based on patients treated on this contract for their most recent course of treatment. Figures in italics indicate the base number of FP17s or Patient Questionnaire responses are less than 100. N/A is shown where the base number of responses is less than 10 during the period. % is calculated as Quantity/Base number\*100

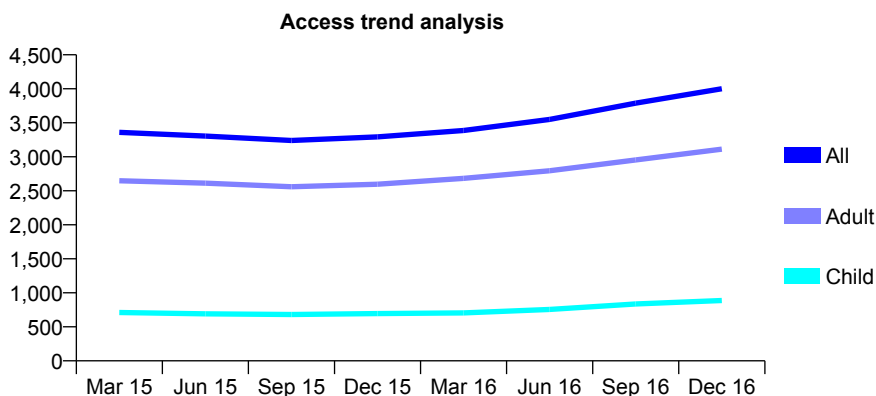
## Q51 - Vital Signs At a Glance Contract Report for 146439/0001 - December 2016

Name or company name	Premier Dental Ltd
Contract type name	GDS Contract
Purpose of contract	General
Contract start date	24/02/2011
Contract end date	

16/17 Contracted general activity (UDA)	15,304
Carry forward general activity (UDA)	0
16/17 Contracted orthodontic activity (UOA)	0
Carry forward orthodontic activity (UOA)	0
Baseline contract value	£461,464.57

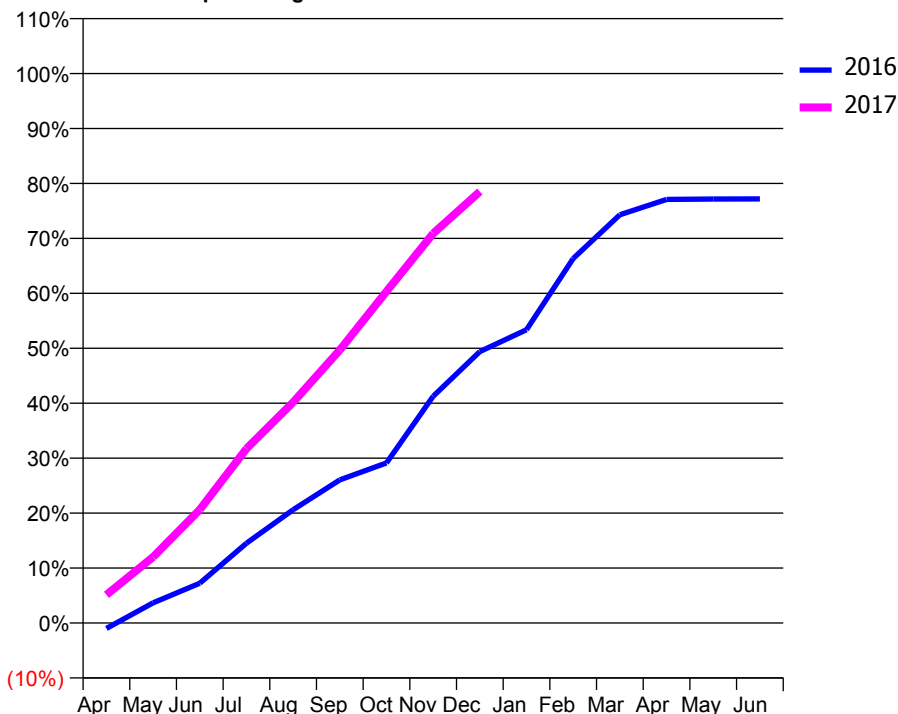
### ACCESS\*

Patients seen in 24 months	Total	Change since previous quarter
Quarter ending December 2015	3,293	
Quarter ending March 2016	3,387	↑
Quarter ending June 2016	3,550	↑
Quarter ending September 2016	3,789	↑
Quarter ending December 2016	4,000	↑
<b>Variance since December 2015</b>	<b>21.5%</b>	<b>↑</b>



### ACTIVITY

Cumulative percentage of contracted UDA delivered 2016 & 2017



Month	Adjusted Scheduled Activity (UDA)	
	2016	2017
April	-154	787
May	564	1,841
June	1,109	3,158
July	2,223	4,854
August	3,156	6,148
September	3,986	7,605
October	4,459	9,235
November	6,317	10,851
December	7,559	12,015
January	8,167	
February	10,151	
March	11,368	
April	11,795	
May	11,807	
June	11,810	

### QUALITY

	Quantity	Base Number	Contract	AT	Region	England
% of FP17s for the same patient ID Re-attending within 3 months - Children	47	937	5.0%	10.7%	13.4%	12.4%
% of FP17s for the same patient ID Re-attending within 3 months - Adults	426	3,430	12.4%	15.4%	17.3%	16.6%
% of FP17s for the same patient ID Re-attending between 3 & 9 months - Children	451	937	48.1%	58.5%	58.9%	57.5%
% of FP17s for the same patient ID Re-attending between 3 & 9 months - Adults	1,889	3,430	55.1%	52.8%	52.5%	50.4%
% of FP17s for Band 1 Urgent Courses	145	4,201	3.5%	7.6%	9.3%	9.1%
% of FP17s Relating to Free Repair or Replacements	39	4,201	0.9%	1.3%	1.0%	0.8%
% of FP17s Relating to Continuations	65	4,201	1.5%	1.6%	1.5%	1.3%
% of Patients satisfied with the dentistry they have received	13	14	92.9%	94.2%	93.1%	92.7%
% of Patients satisfied with the time they had to wait for an appointment	11	14	78.6%	89.1%	89.8%	88.8%

\* This is based on patients treated on this contract for their most recent course of treatment. Figures in italics indicate the base number of FP17s or Patient Questionnaire responses are less than 100. N/A is shown where the base number of responses is less than 10 during the period. % is calculated as Quantity/Base number\*100

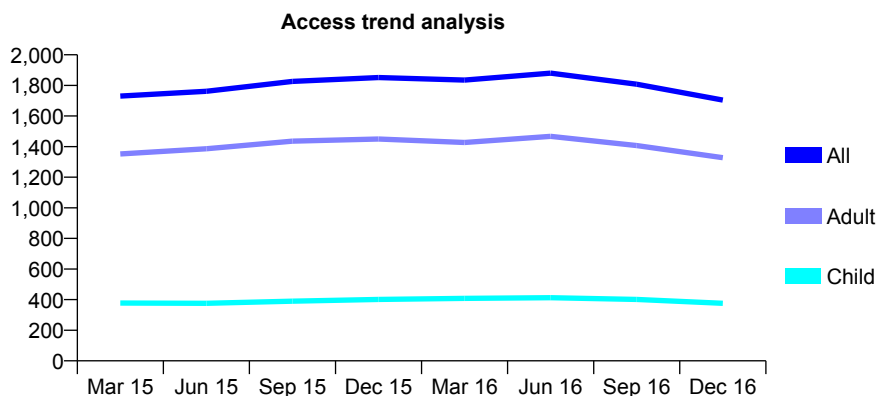
## Q51 - Vital Signs At a Glance Contract Report for 147001/0001 - December 2016

Name or company name	Frecheville Dental Practice
Contract type name	GDS Contract
Purpose of contract	General
Contract start date	22/07/2009
Contract end date	30/11/2016

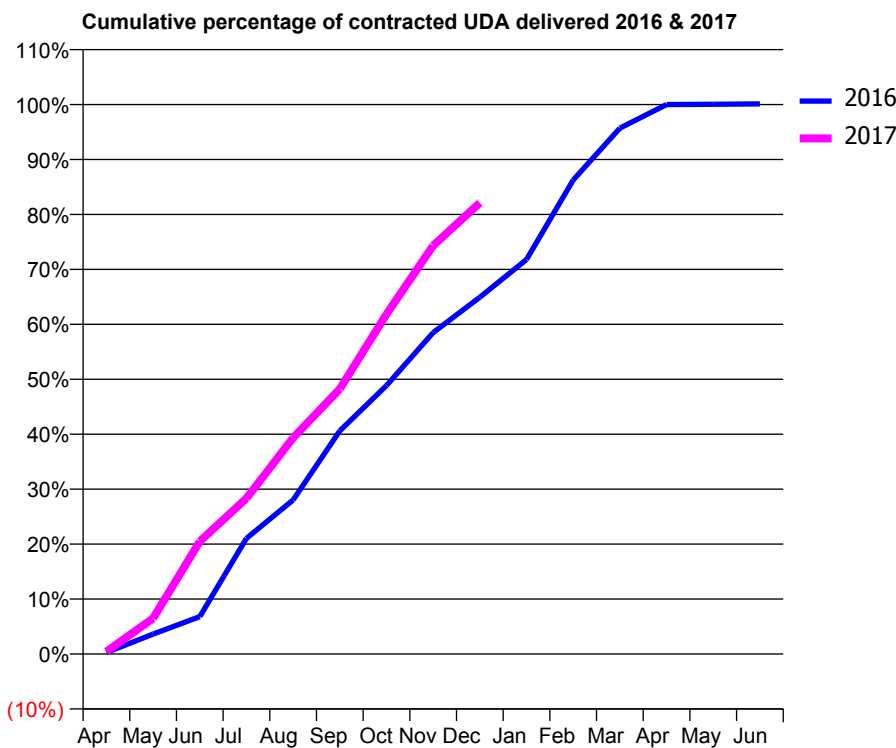
16/17 Contracted general activity (UDA)	3,358
Carry forward general activity (UDA)	-15
16/17 Contracted orthodontic activity (UOA)	0
Carry forward orthodontic activity (UOA)	0
Baseline contract value	£85,958.56

### ACCESS\*

Patients seen in 24 months	Total	Change since previous quarter
Quarter ending December 2015	1,851	
Quarter ending March 2016	1,835	→
Quarter ending June 2016	1,880	↑
Quarter ending September 2016	1,808	↓
Quarter ending December 2016	1,704	↓
<b>Variance since December 2015</b>	<b>(7.9%)</b>	<b>↓</b>



### ACTIVITY



Month	Adjusted Scheduled Activity (UDA)	
	2016	2017
April	14	15
May	182	218
June	343	688
July	1,060	951
August	1,412	1,321
September	2,046	1,619
October	2,461	2,077
November	2,946	2,495
December	3,270	2,757
January	3,616	
February	4,344	
March	4,820	
April	5,036	
May	5,039	
June	5,042	

### QUALITY

	Quantity	Base Number	Contract	AT	Region	England
% of FP17s for the same patient ID Re-attending within 3 months - Children	9	362	2.5%	10.7%	13.4%	12.4%
% of FP17s for the same patient ID Re-attending within 3 months - Adults	99	1,325	7.5%	15.4%	17.3%	16.6%
% of FP17s for the same patient ID Re-attending between 3 & 9 months - Children	250	362	69.1%	58.5%	58.9%	57.5%
% of FP17s for the same patient ID Re-attending between 3 & 9 months - Adults	892	1,325	67.3%	52.8%	52.5%	50.4%
% of FP17s for Band 1 Urgent Courses	49	1,546	3.2%	7.6%	9.3%	9.1%
% of FP17s Relating to Free Repair or Replacements	13	1,546	0.8%	1.3%	1.0%	0.8%
% of FP17s Relating to Continuations	15	1,546	1.0%	1.6%	1.5%	1.3%
% of Patients satisfied with the dentistry they have received	1	1	N/A	94.2%	93.1%	92.7%
% of Patients satisfied with the time they had to wait for an appointment	1	1	N/A	89.1%	89.8%	88.8%

\* This is based on patients treated on this contract for their most recent course of treatment. Figures in italics indicate the base number of FP17s or Patient Questionnaire responses are less than 100. N/A is shown where the base number of responses is less than 10 during the period. % is calculated as Quantity/Base number\*100

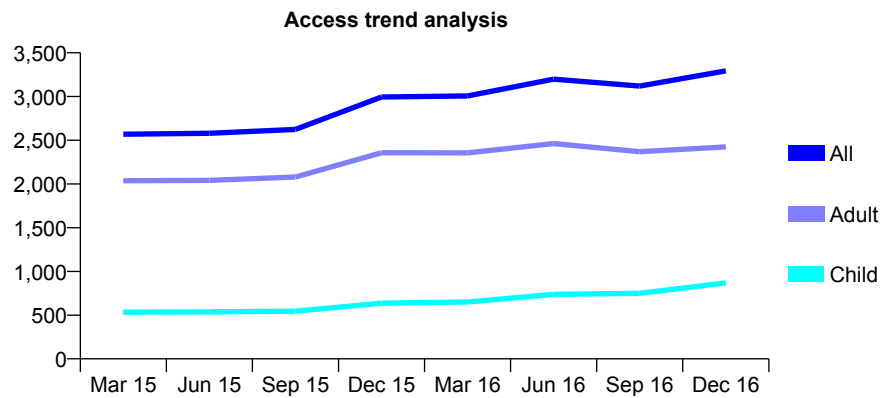
## Q51 - Vital Signs At a Glance Contract Report for 147397/0001 - December 2016

Name or company name	Hillsborough Family Dental Centre
Contract type name	GDS Contract
Purpose of contract	General
Contract start date	01/04/2012
Contract end date	

16/17 Contracted general activity (UDA)	8,664
Carry forward general activity (UDA)	81
16/17 Contracted orthodontic activity (UOA)	0
Carry forward orthodontic activity (UOA)	0
Baseline contract value	£234,525.40

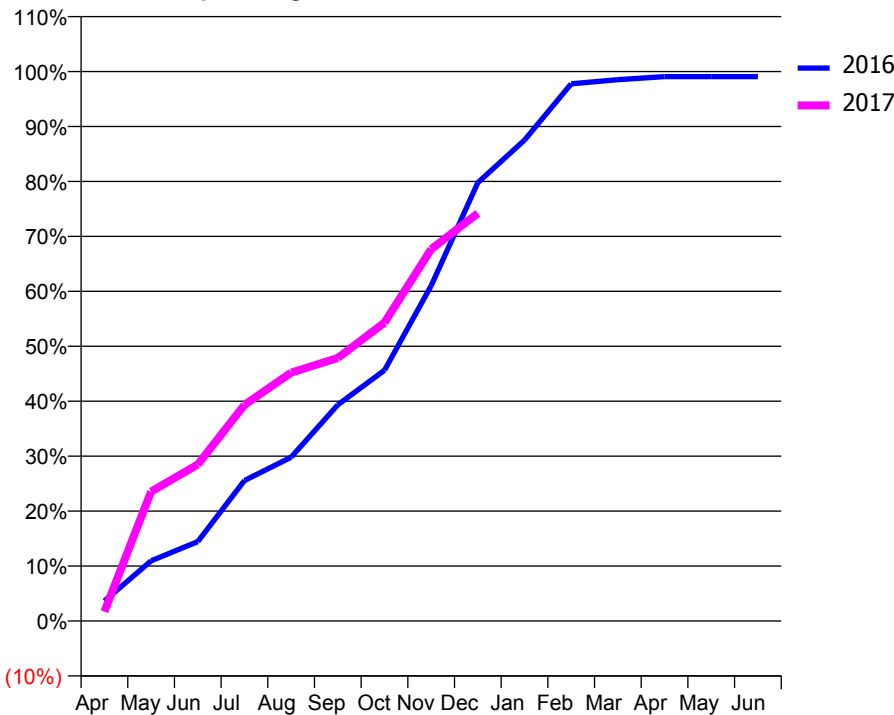
### ACCESS\*

Patients seen in 24 months	Total	Change since previous quarter
Quarter ending December 2015	2,994	
Quarter ending March 2016	3,006	→
Quarter ending June 2016	3,199	↑
Quarter ending September 2016	3,119	↓
Quarter ending December 2016	3,293	↑
<b>Variance since December 2015</b>	<b>10.0%</b>	<b>↑</b>



### ACTIVITY

Cumulative percentage of contracted UDA delivered 2016 & 2017



Month	Adjusted Scheduled Activity (UDA)	
	2016	2017
April	315	149
May	948	2,041
June	1,253	2,468
July	2,214	3,408
August	2,583	3,915
September	3,410	4,148
October	3,954	4,704
November	5,287	5,864
December	6,912	6,428
January	7,582	
February	8,471	
March	8,536	
April	8,583	
May	8,583	
June	8,583	

### QUALITY

	Quantity	Base Number	Contract	AT	Region	England
% of FP17s for the same patient ID Re-attending within 3 months - Children	43	964	4.5%	10.7%	13.4%	12.4%
% of FP17s for the same patient ID Re-attending within 3 months - Adults	204	1,579	12.9%	15.4%	17.3%	16.6%
% of FP17s for the same patient ID Re-attending between 3 & 9 months - Children	454	964	47.1%	58.5%	58.9%	57.5%
% of FP17s for the same patient ID Re-attending between 3 & 9 months - Adults	697	1,579	44.1%	52.8%	52.5%	50.4%
% of FP17s for Band 1 Urgent Courses	83	2,514	3.3%	7.6%	9.3%	9.1%
% of FP17s Relating to Free Repair or Replacements	47	2,514	1.9%	1.3%	1.0%	0.8%
% of FP17s Relating to Continuations	79	2,514	3.1%	1.6%	1.5%	1.3%
% of Patients satisfied with the dentistry they have received	3	3	N/A	94.2%	93.1%	92.7%
% of Patients satisfied with the time they had to wait for an appointment	3	3	N/A	89.1%	89.8%	88.8%

\* This is based on patients treated on this contract for their most recent course of treatment. Figures in italics indicate the base number of FP17s or Patient Questionnaire responses are less than 100. N/A is shown where the base number of responses is less than 10 during the period. % is calculated as Quantity/Base number\*100

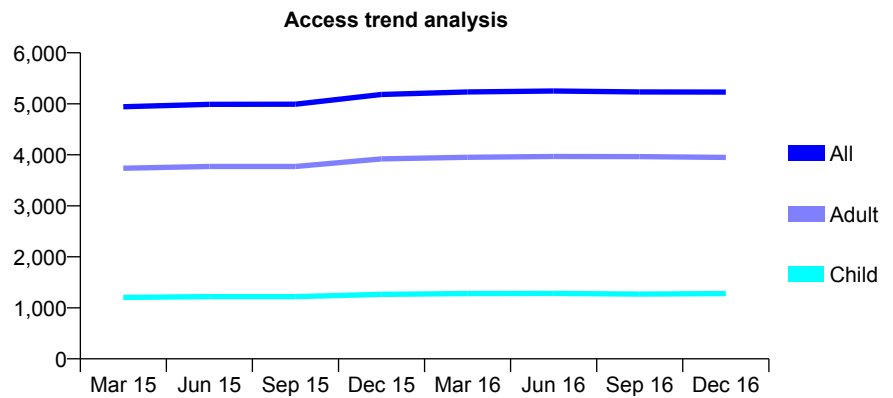
## Q51 - Vital Signs At a Glance Contract Report for 147583/0001 - December 2016

Name or company name	Prime Dental Care Limited
Contract type name	GDS Contract
Purpose of contract	General
Contract start date	02/08/2010
Contract end date	

16/17 Contracted general activity (UDA)	13,805
Carry forward general activity (UDA)	-276
16/17 Contracted orthodontic activity (UOA)	0
Carry forward orthodontic activity (UOA)	0
Baseline contract value	£418,601.03

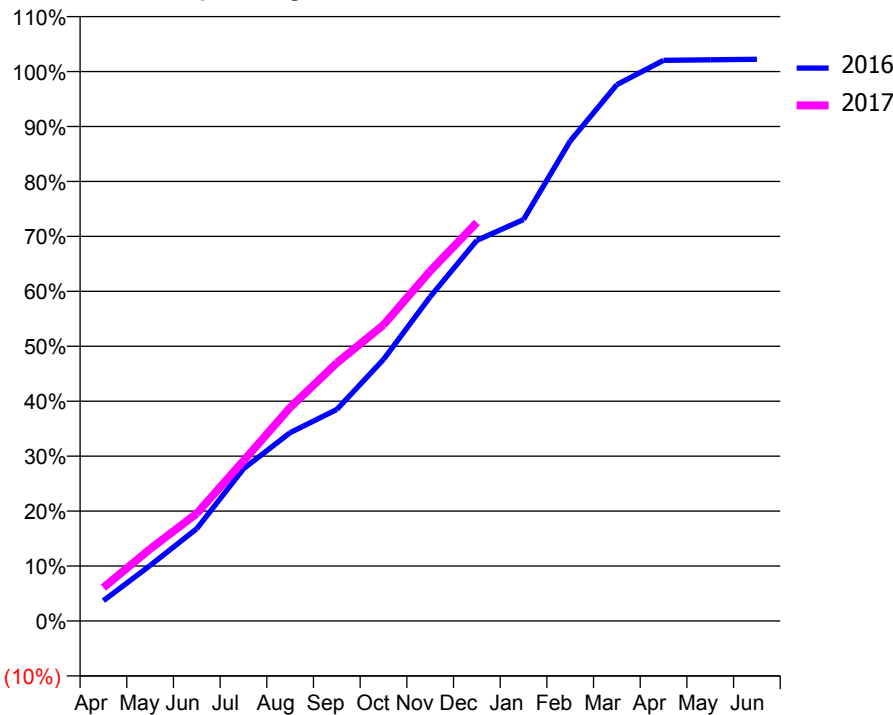
### ACCESS\*

Patients seen in 24 months	Total	Change since previous quarter
Quarter ending December 2015	5,183	
Quarter ending March 2016	5,232	→
Quarter ending June 2016	5,251	→
Quarter ending September 2016	5,232	→
Quarter ending December 2016	5,229	→
<b>Variance since December 2015</b>	<b>0.9%</b>	<b>→</b>



### ACTIVITY

Cumulative percentage of contracted UDA delivered 2016 & 2017



Month	Adjusted Scheduled Activity (UDA)	
	2016	2017
April	510	839
May	1,394	1,811
June	2,319	2,701
July	3,824	4,027
August	4,730	5,365
September	5,316	6,484
October	6,571	7,440
November	8,147	8,793
December	9,563	10,013
January	10,086	
February	12,058	
March	13,475	
April	14,084	
May	14,098	
June	14,113	

### QUALITY

	Quantity	Base Number	Contract	AT	Region	England
% of FP17s for the same patient ID Re-attending within 3 months - Children	97	1,176	8.2%	10.7%	13.4%	12.4%
% of FP17s for the same patient ID Re-attending within 3 months - Adults	585	3,643	16.1%	15.4%	17.3%	16.6%
% of FP17s for the same patient ID Re-attending between 3 & 9 months - Children	400	1,176	34.0%	58.5%	58.9%	57.5%
% of FP17s for the same patient ID Re-attending between 3 & 9 months - Adults	1,386	3,643	38.0%	52.8%	52.5%	50.4%
% of FP17s for Band 1 Urgent Courses	276	4,291	6.4%	7.6%	9.3%	9.1%
% of FP17s Relating to Free Repair or Replacements	82	4,291	1.9%	1.3%	1.0%	0.8%
% of FP17s Relating to Continuations	45	4,291	1.0%	1.6%	1.5%	1.3%
% of Patients satisfied with the dentistry they have received	7	8	N/A	94.2%	93.1%	92.7%
% of Patients satisfied with the time they had to wait for an appointment	7	8	N/A	89.1%	89.8%	88.8%

\* This is based on patients treated on this contract for their most recent course of treatment. Figures in italics indicate the base number of FP17s or Patient Questionnaire responses are less than 100. N/A is shown where the base number of responses is less than 10 during the period. % is calculated as Quantity/Base number\*100

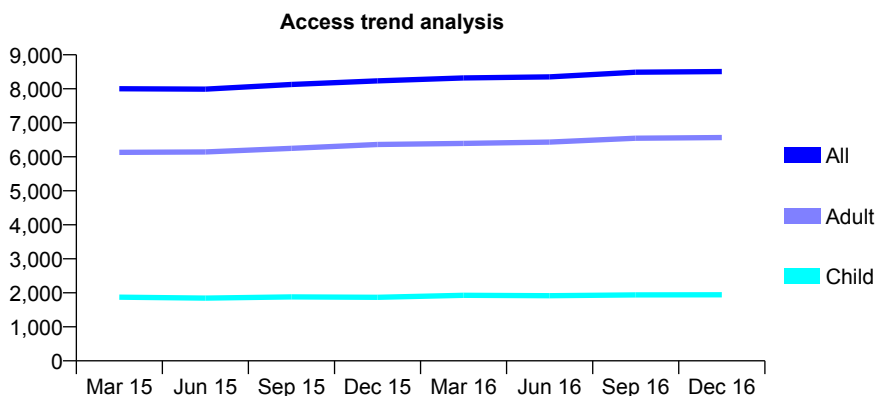
## Q51 - Vital Signs At a Glance Contract Report for 149896/0001 - December 2016

Name or company name	Handsworth Dental Care
Contract type name	GDS Contract
Purpose of contract	General
Contract start date	30/10/2009
Contract end date	

16/17 Contracted general activity (UDA)	25,095
Carry forward general activity (UDA)	172
16/17 Contracted orthodontic activity (UOA)	0
Carry forward orthodontic activity (UOA)	0
Baseline contract value	£593,475.79

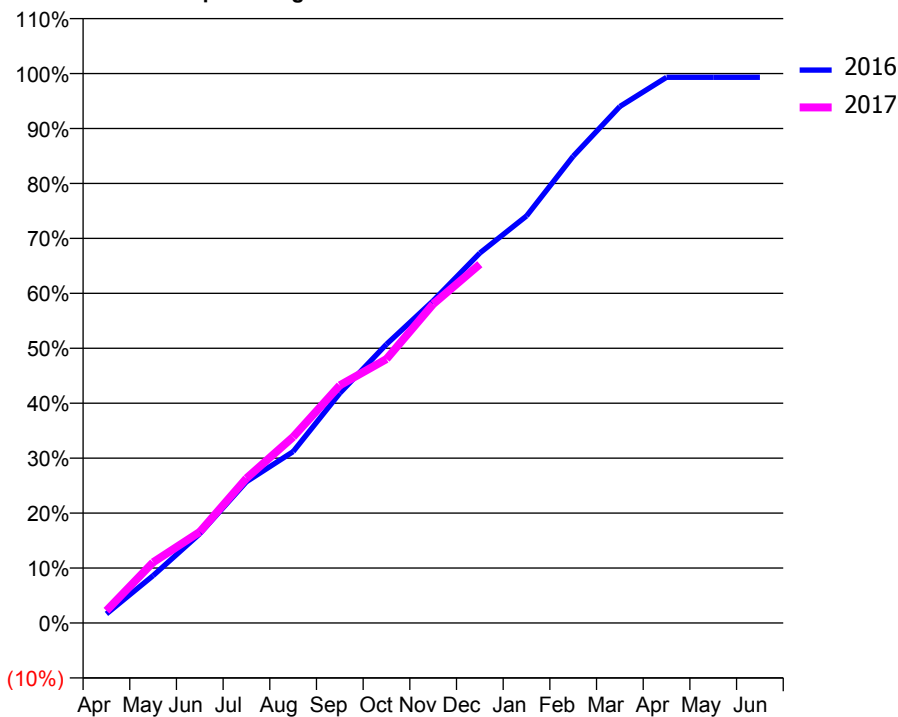
### ACCESS\*

Patients seen in 24 months	Total	Change since previous quarter
Quarter ending December 2015	8,233	
Quarter ending March 2016	8,319	→
Quarter ending June 2016	8,351	→
Quarter ending September 2016	8,489	→
Quarter ending December 2016	8,507	→
<b>Variance since December 2015</b>	<b>3.3%</b>	<b>↑</b>



### ACTIVITY

Cumulative percentage of contracted UDA delivered 2016 & 2017



Month	Adjusted Scheduled Activity (UDA)	
	2016	2017
April	415	562
May	2,168	2,773
June	4,079	4,165
July	6,453	6,610
August	7,829	8,495
September	10,493	10,857
October	12,730	12,052
November	14,717	14,564
December	16,897	16,387
January	18,592	
February	21,320	
March	23,586	
April	24,921	
May	24,923	
June	24,922	

### QUALITY

	Quantity	Base Number	Contract	AT	Region	England
% of FP17s for the same patient ID Re-attending within 3 months - Children	228	2,498	9.1%	10.7%	13.4%	12.4%
% of FP17s for the same patient ID Re-attending within 3 months - Adults	1,318	7,761	17.0%	15.4%	17.3%	16.6%
% of FP17s for the same patient ID Re-attending between 3 & 9 months - Children	1,704	2,498	68.2%	58.5%	58.9%	57.5%
% of FP17s for the same patient ID Re-attending between 3 & 9 months - Adults	4,437	7,761	57.2%	52.8%	52.5%	50.4%
% of FP17s for Band 1 Urgent Courses	722	8,954	8.1%	7.6%	9.3%	9.1%
% of FP17s Relating to Free Repair or Replacements	482	8,954	5.4%	1.3%	1.0%	0.8%
% of FP17s Relating to Continuations	128	8,954	1.4%	1.6%	1.5%	1.3%
% of Patients satisfied with the dentistry they have received	19	21	90.5%	94.2%	93.1%	92.7%
% of Patients satisfied with the time they had to wait for an appointment	20	21	95.2%	89.1%	89.8%	88.8%

\* This is based on patients treated on this contract for their most recent course of treatment. Figures in italics indicate the base number of FP17s or Patient Questionnaire responses are less than 100. N/A is shown where the base number of responses is less than 10 during the period. % is calculated as Quantity/Base number\*100

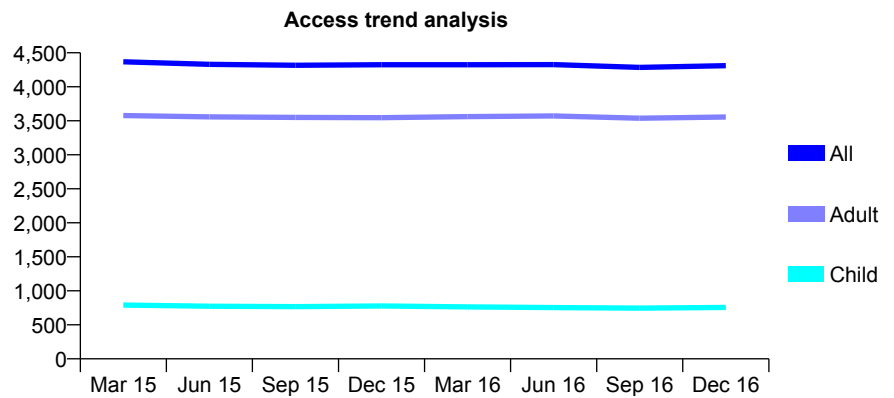
## Q51 - Vital Signs At a Glance Contract Report for 150444/0001 - December 2016

Name or company name	Dore Dental Care
Contract type name	GDS Contract
Purpose of contract	General
Contract start date	01/04/2006
Contract end date	

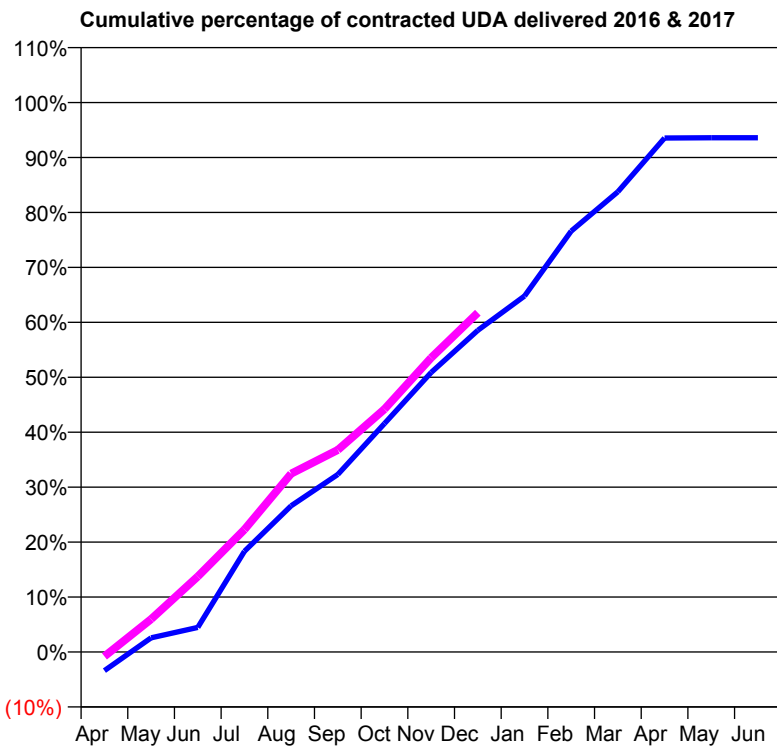
16/17 Contracted general activity (UDA)	12,151
Carry forward general activity (UDA)	321
16/17 Contracted orthodontic activity (UOA)	0
Carry forward orthodontic activity (UOA)	0
Baseline contract value	£384,408.55

### ACCESS\*

Patients seen in 24 months	Total	Change since previous quarter
Quarter ending December 2015	4,325	
Quarter ending March 2016	4,325	→
Quarter ending June 2016	4,326	→
Quarter ending September 2016	4,285	→
Quarter ending December 2016	4,311	→
<b>Variance since December 2015</b>	<b>(0.3%)</b>	→



### ACTIVITY



Month	Adjusted Scheduled Activity (UDA)	
	2016	2017
April	-415	-98
May	315	728
June	543	1,670
July	2,227	2,709
August	3,234	3,945
September	3,926	4,468
October	5,051	5,371
November	6,182	6,505
December	7,114	7,502
January	7,872	
February	9,308	
March	10,177	
April	11,365	
May	11,372	
June	11,372	

### QUALITY

	Quantity	Base Number	Contract	AT	Region	England
% of FP17s for the same patient ID Re-attending within 3 months - Children	43	957	4.5%	10.7%	13.4%	12.4%
% of FP17s for the same patient ID Re-attending within 3 months - Adults	599	4,497	13.3%	15.4%	17.3%	16.6%
% of FP17s for the same patient ID Re-attending between 3 & 9 months - Children	692	957	72.3%	58.5%	58.9%	57.5%
% of FP17s for the same patient ID Re-attending between 3 & 9 months - Adults	3,098	4,497	68.9%	52.8%	52.5%	50.4%
% of FP17s for Band 1 Urgent Courses	220	4,844	4.5%	7.6%	9.3%	9.1%
% of FP17s Relating to Free Repair or Replacements	28	4,844	0.6%	1.3%	1.0%	0.8%
% of FP17s Relating to Continuations	125	4,844	2.6%	1.6%	1.5%	1.3%
% of Patients satisfied with the dentistry they have received	12	13	92.3%	94.2%	93.1%	92.7%
% of Patients satisfied with the time they had to wait for an appointment	13	13	100.0%	89.1%	89.8%	88.8%

\* This is based on patients treated on this contract for their most recent course of treatment. Figures in italics indicate the base number of FP17s or Patient Questionnaire responses are less than 100. N/A is shown where the base number of responses is less than 10 during the period. % is calculated as Quantity/Base number\*100



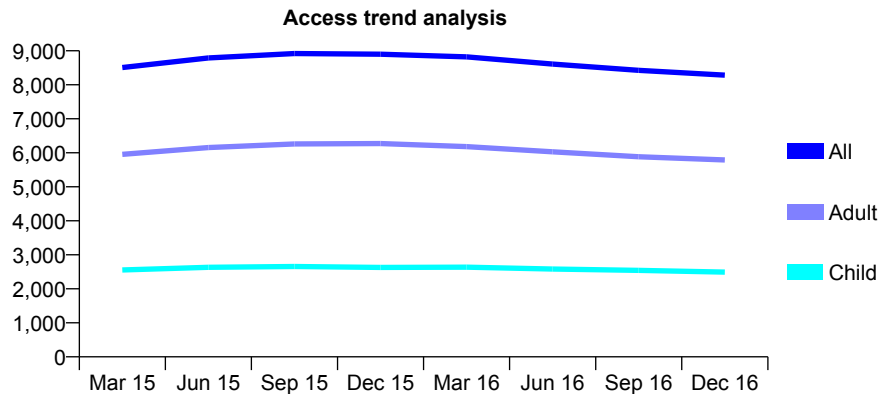
## Q51 - Vital Signs At a Glance Contract Report for 151491/0001 - December 2016

Name or company name	A2 Dental Studio
Contract type name	GDS Contract
Purpose of contract	General
Contract start date	06/06/2011
Contract end date	

16/17 Contracted general activity (UDA)	22,823
Carry forward general activity (UDA)	597
16/17 Contracted orthodontic activity (UOA)	0
Carry forward orthodontic activity (UOA)	0
Baseline contract value	£733,513.71

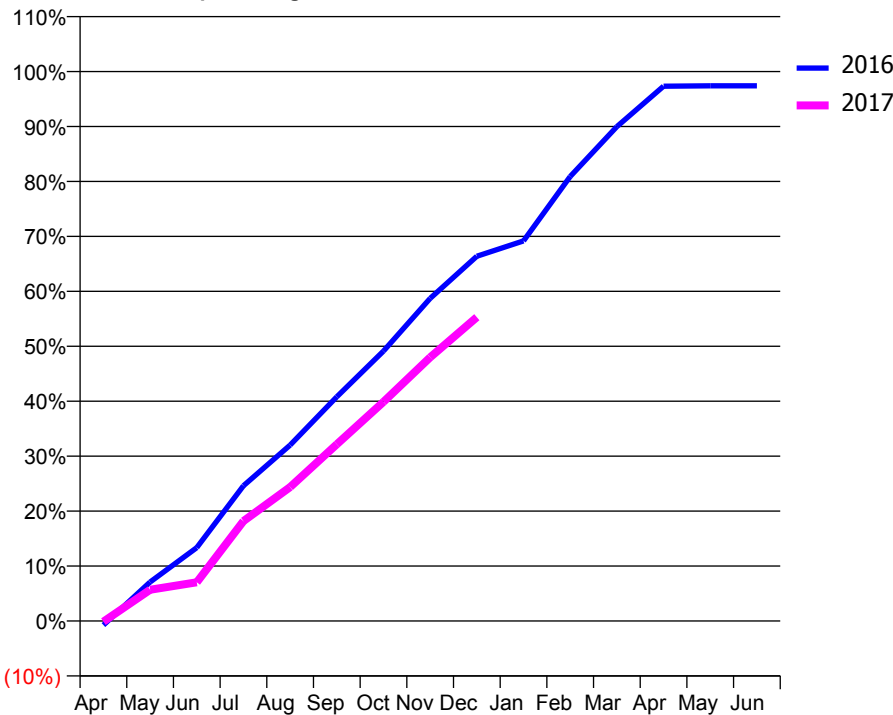
### ACCESS\*

Patients seen in 24 months	Total	Change since previous quarter
Quarter ending December 2015	8,901	
Quarter ending March 2016	8,821	→
Quarter ending June 2016	8,610	↓
Quarter ending September 2016	8,427	↓
Quarter ending December 2016	8,284	↓
<b>Variance since December 2015</b>	<b>(6.9%)</b>	<b>↓</b>



### ACTIVITY

Cumulative percentage of contracted UDA delivered 2016 & 2017



Month	Adjusted Scheduled Activity (UDA)	
	2016	2017
April	-175	-31
May	1,622	1,297
June	3,049	1,609
July	5,616	4,150
August	7,307	5,566
September	9,316	7,343
October	11,212	9,104
November	13,398	10,955
December	15,152	12,621
January	15,785	
February	18,464	
March	20,535	
April	22,211	
May	22,226	
June	22,226	

### QUALITY

	Quantity	Base Number	Contract	AT	Region	England
% of FP17s for the same patient ID Re-attending within 3 months - Children	143	2,154	6.6%	10.7%	13.4%	12.4%
% of FP17s for the same patient ID Re-attending within 3 months - Adults	728	4,936	14.7%	15.4%	17.3%	16.6%
% of FP17s for the same patient ID Re-attending between 3 & 9 months - Children	1,184	2,154	55.0%	58.5%	58.9%	57.5%
% of FP17s for the same patient ID Re-attending between 3 & 9 months - Adults	2,470	4,936	50.0%	52.8%	52.5%	50.4%
% of FP17s for Band 1 Urgent Courses	468	6,014	7.8%	7.6%	9.3%	9.1%
% of FP17s Relating to Free Repair or Replacements	97	6,014	1.6%	1.3%	1.0%	0.8%
% of FP17s Relating to Continuations	90	6,014	1.5%	1.6%	1.5%	1.3%
% of Patients satisfied with the dentistry they have received	8	8	N/A	94.2%	93.1%	92.7%
% of Patients satisfied with the time they had to wait for an appointment	8	8	N/A	89.1%	89.8%	88.8%

\* This is based on patients treated on this contract for their most recent course of treatment. Figures in italics indicate the base number of FP17s or Patient Questionnaire responses are less than 100. N/A is shown where the base number of responses is less than 10 during the period. % is calculated as Quantity/Base number\*100

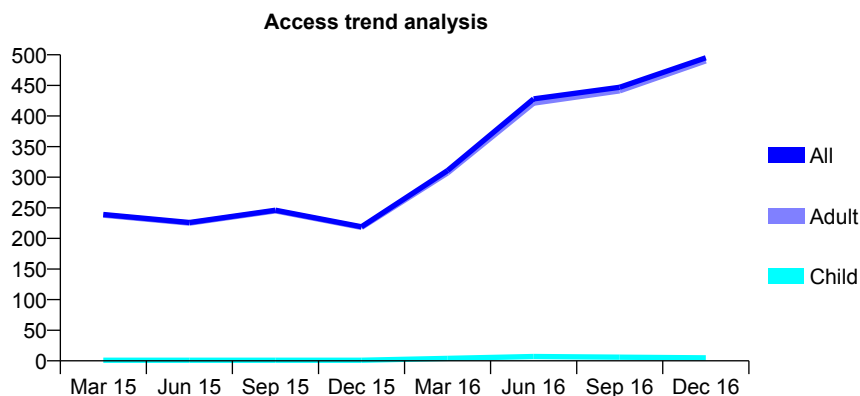
## Q51 - Vital Signs At a Glance Contract Report for 151653/0003 - December 2016

Name or company name	The Forum Practice Ltd
Contract type name	PDS Contract
Purpose of contract	General
Contract start date	01/04/2012
Contract end date	28/02/2017

16/17 Contracted general activity (UDA)	1,800
Carry forward general activity (UDA)	0
16/17 Contracted orthodontic activity (UOA)	0
Carry forward orthodontic activity (UOA)	0
Baseline contract value	£66,895.47

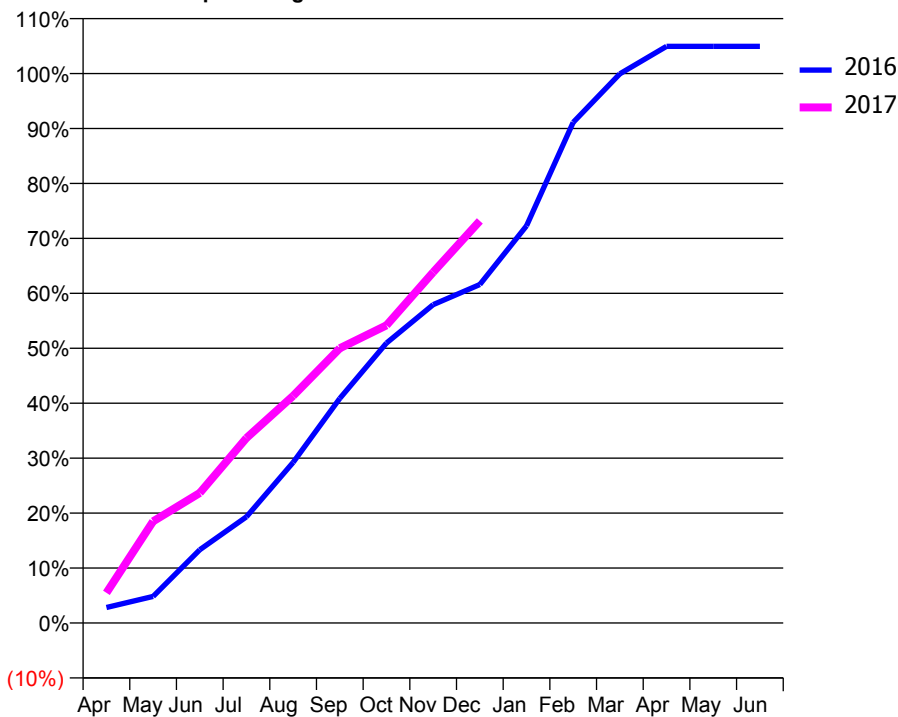
### ACCESS\*

Patients seen in 24 months	Total	Change since previous quarter
Quarter ending December 2015	219	
Quarter ending March 2016	311	↑
Quarter ending June 2016	428	↑
Quarter ending September 2016	447	↑
Quarter ending December 2016	495	↑
<b>Variance since December 2015</b>	<b>126.0%</b>	<b>↑</b>



### ACTIVITY

Cumulative percentage of contracted UDA delivered 2016 & 2017



Month	Adjusted Scheduled Activity (UDA)	
	2016	2017
April	51	99
May	87	333
June	240	426
July	348	606
August	526	744
September	736	900
October	917	975
November	1,043	1,149
December	1,109	1,317
January	1,301	
February	1,640	
March	1,799	
April	1,889	
May	1,889	
June	1,889	

### QUALITY

	Quantity	Base Number	Contract	AT	Region	England
% of FP17s for the same patient ID Re-attending within 3 months - Children	3	13	23.1%	10.7%	13.4%	12.4%
% of FP17s for the same patient ID Re-attending within 3 months - Adults	35	456	7.7%	15.4%	17.3%	16.6%
% of FP17s for the same patient ID Re-attending between 3 & 9 months - Children	0	13	0.0%	58.5%	58.9%	57.5%
% of FP17s for the same patient ID Re-attending between 3 & 9 months - Adults	2	456	0.4%	52.8%	52.5%	50.4%
% of FP17s for Band 1 Urgent Courses	0	439	0.0%	7.6%	9.3%	9.1%
% of FP17s Relating to Free Repair or Replacements	0	439	0.0%	1.3%	1.0%	0.8%
% of FP17s Relating to Continuations	0	439	0.0%	1.6%	1.5%	1.3%
% of Patients satisfied with the dentistry they have received	0	0	N/A	94.2%	93.1%	92.7%
% of Patients satisfied with the time they had to wait for an appointment	0	0	N/A	89.1%	89.8%	88.8%

\* This is based on patients treated on this contract for their most recent course of treatment. Figures in italics indicate the base number of FP17s or Patient Questionnaire responses are less than 100. N/A is shown where the base number of responses is less than 10 during the period. % is calculated as Quantity/Base number\*100

## Q51 - Vital Signs At a Glance Contract Report for 151653/0004 - December 2016

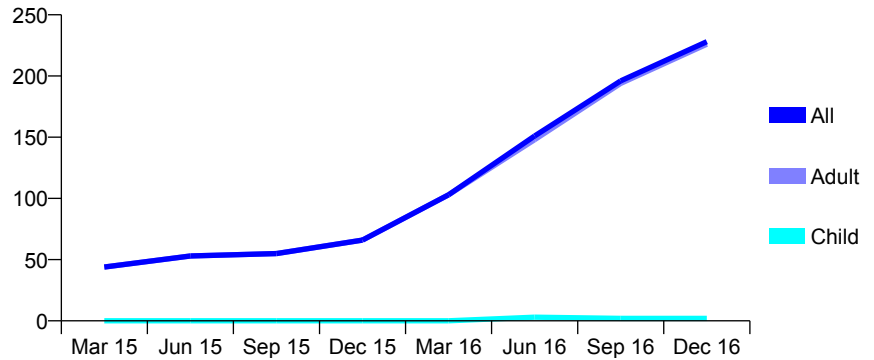
Name or company name	The Forum Practice Ltd
Contract type name	PDS Contract
Purpose of contract	General
Contract start date	01/03/2012
Contract end date	30/04/2020

16/17 Contracted general activity (UDA)	750
Carry forward general activity (UDA)	0
16/17 Contracted orthodontic activity (UOA)	0
Carry forward orthodontic activity (UOA)	0
Baseline contract value	£34,694.24

### ACCESS\*

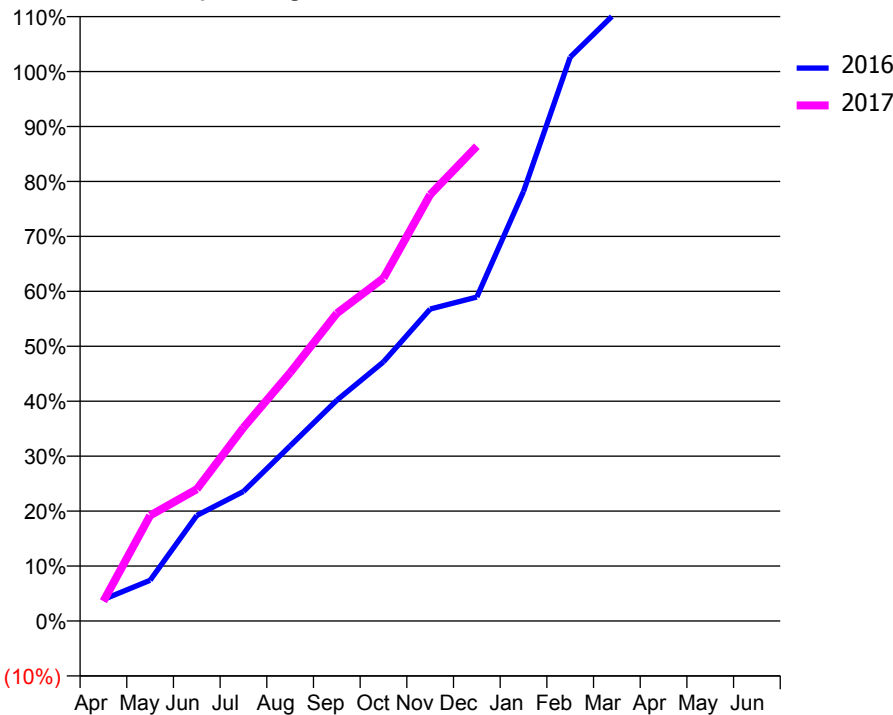
Patients seen in 24 months	Total	Change since previous quarter
Quarter ending December 2015	66	
Quarter ending March 2016	103	↑
Quarter ending June 2016	151	↑
Quarter ending September 2016	196	↑
Quarter ending December 2016	228	↑
<b>Variance since December 2015</b>	<b>245.5%</b>	<b>↑</b>

### Access trend analysis



### ACTIVITY

#### Cumulative percentage of contracted UDA delivered 2016 & 2017



Month	Adjusted Scheduled Activity (UDA)	
	2016	2017
April	27	27
May	51	144
June	132	180
July	162	264
August	219	339
September	276	420
October	324	468
November	390	582
December	405	648
January	537	
February	705	
March	762	
April	783	
May	783	
June	783	

### QUALITY

	Quantity	Base Number	Contract	AT	Region	England
% of FP17s for the same patient ID Re-attending within 3 months - Children	0	3	0.0%	10.7%	13.4%	12.4%
% of FP17s for the same patient ID Re-attending within 3 months - Adults	17	220	7.7%	15.4%	17.3%	16.6%
% of FP17s for the same patient ID Re-attending between 3 & 9 months - Children	0	3	0.0%	58.5%	58.9%	57.5%
% of FP17s for the same patient ID Re-attending between 3 & 9 months - Adults	0	220	0.0%	52.8%	52.5%	50.4%
% of FP17s for Band 1 Urgent Courses	0	216	0.0%	7.6%	9.3%	9.1%
% of FP17s Relating to Free Repair or Replacements	0	216	0.0%	1.3%	1.0%	0.8%
% of FP17s Relating to Continuations	0	216	0.0%	1.6%	1.5%	1.3%
% of Patients satisfied with the dentistry they have received	0	0	N/A	94.2%	93.1%	92.7%
% of Patients satisfied with the time they had to wait for an appointment	0	0	N/A	89.1%	89.8%	88.8%

\* This is based on patients treated on this contract for their most recent course of treatment. Figures in italics indicate the base number of FP17s or Patient Questionnaire responses are less than 100. N/A is shown where the base number of responses is less than 10 during the period. % is calculated as Quantity/Base number\*100

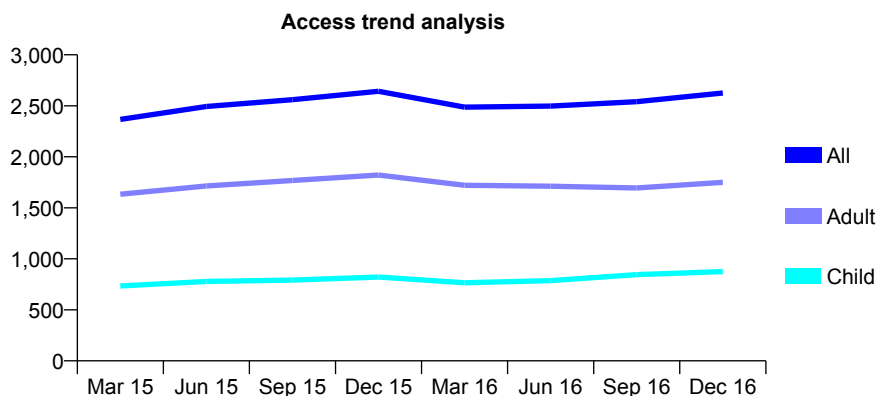
## Q51 - Vital Signs At a Glance Contract Report for 152161/0001 - December 2016

Name or company name	Manor Dental Practice
Contract type name	GDS Contract
Purpose of contract	General
Contract start date	01/10/2007
Contract end date	

16/17 Contracted general activity (UDA)	8,728
Carry forward general activity (UDA)	-29
16/17 Contracted orthodontic activity (UOA)	0
Carry forward orthodontic activity (UOA)	0
Baseline contract value	£228,956.58

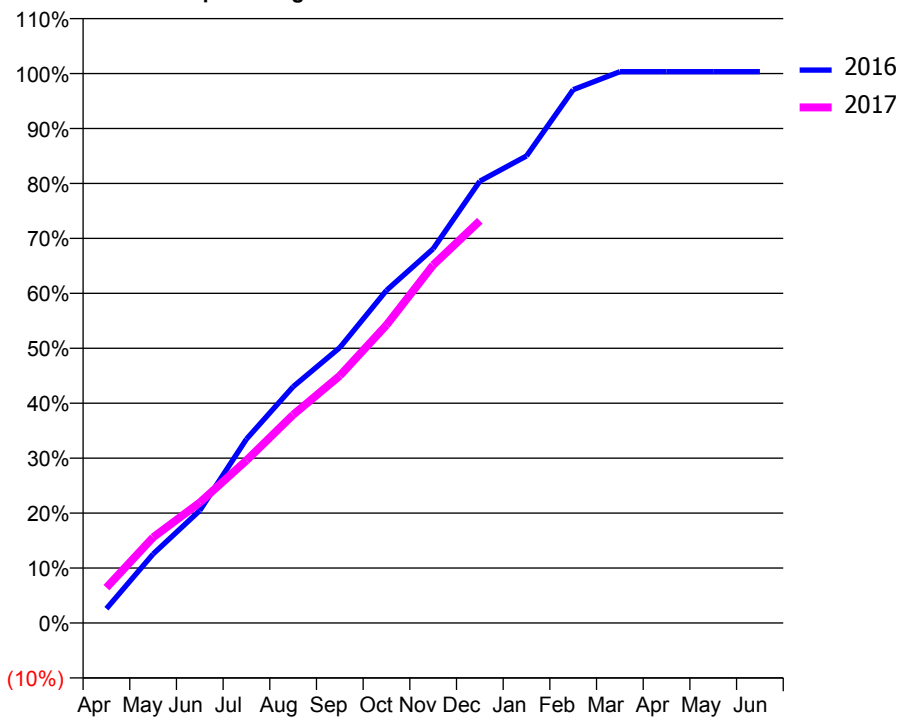
### ACCESS\*

Patients seen in 24 months	Total	Change since previous quarter
Quarter ending December 2015	2,643	
Quarter ending March 2016	2,487	↓
Quarter ending June 2016	2,498	→
Quarter ending September 2016	2,540	→
Quarter ending December 2016	2,625	↑
<b>Variance since December 2015</b>	<b>(0.7%)</b>	→



### ACTIVITY

Cumulative percentage of contracted UDA delivered 2016 & 2017



Month	Adjusted Scheduled Activity (UDA)	
	2016	2017
April	227	562
May	1,097	1,360
June	1,786	1,914
July	2,922	2,584
August	3,753	3,306
September	4,375	3,928
October	5,282	4,732
November	5,944	5,685
December	7,017	6,388
January	7,419	
February	8,471	
March	8,757	
April	8,757	
May	8,757	
June	8,757	

### QUALITY

	Quantity	Base Number	Contract	AT	Region	England
% of FP17s for the same patient ID Re-attending within 3 months - Children	50	707	7.1%	10.7%	13.4%	12.4%
% of FP17s for the same patient ID Re-attending within 3 months - Adults	185	1,340	13.8%	15.4%	17.3%	16.6%
% of FP17s for the same patient ID Re-attending between 3 & 9 months - Children	244	707	34.5%	58.5%	58.9%	57.5%
% of FP17s for the same patient ID Re-attending between 3 & 9 months - Adults	491	1,340	36.6%	52.8%	52.5%	50.4%
% of FP17s for Band 1 Urgent Courses	212	2,047	10.4%	7.6%	9.3%	9.1%
% of FP17s Relating to Free Repair or Replacements	11	2,047	0.5%	1.3%	1.0%	0.8%
% of FP17s Relating to Continuations	14	2,047	0.7%	1.6%	1.5%	1.3%
% of Patients satisfied with the dentistry they have received	1	1	N/A	94.2%	93.1%	92.7%
% of Patients satisfied with the time they had to wait for an appointment	1	1	N/A	89.1%	89.8%	88.8%

\* This is based on patients treated on this contract for their most recent course of treatment. Figures in italics indicate the base number of FP17s or Patient Questionnaire responses are less than 100. N/A is shown where the base number of responses is less than 10 during the period. % is calculated as Quantity/Base number\*100

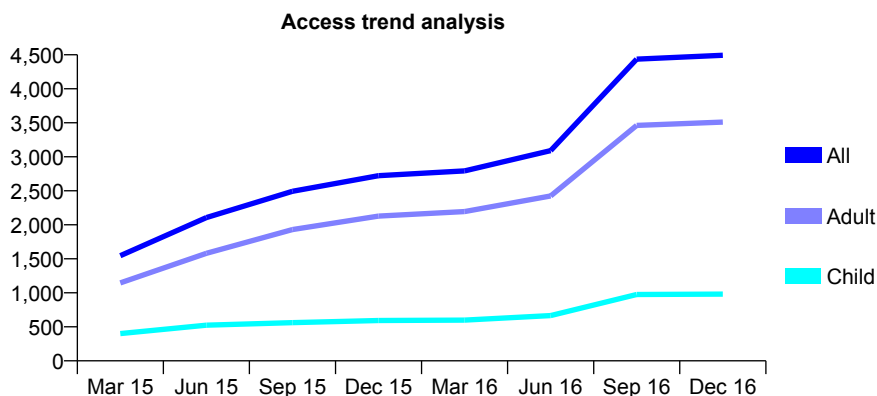
## Q51 - Vital Signs At a Glance Contract Report for 152498/0001 - December 2016

Name or company name	Hatfield Dental Care Ltd
Contract type name	GDS Contract
Purpose of contract	General
Contract start date	01/10/2014
Contract end date	

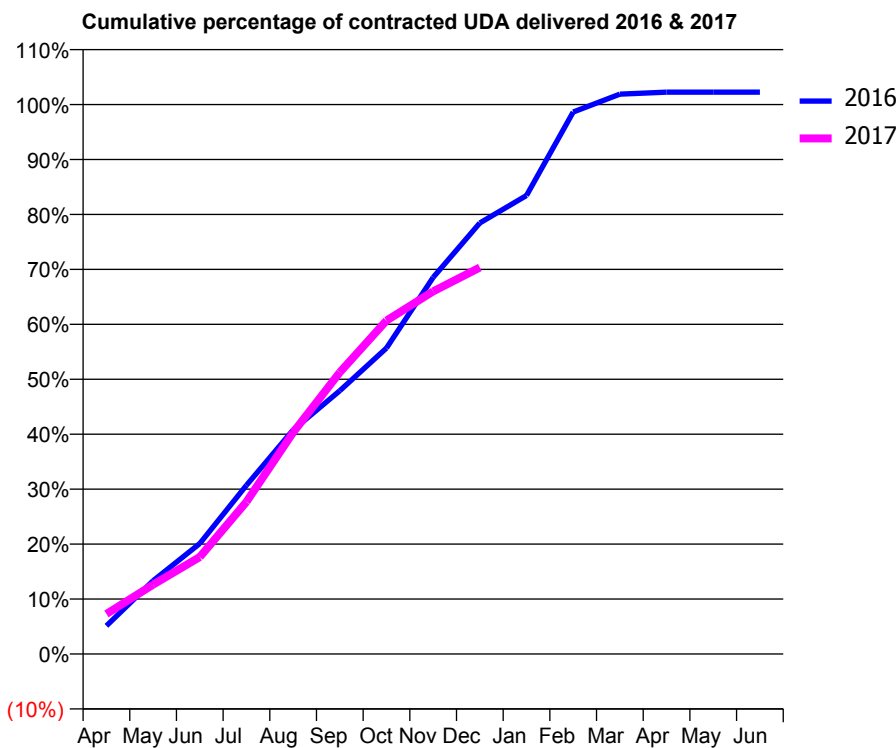
16/17 Contracted general activity (UDA)	14,219
Carry forward general activity (UDA)	0
16/17 Contracted orthodontic activity (UOA)	0
Carry forward orthodontic activity (UOA)	0
Baseline contract value	£390,958.58

### ACCESS\*

Patients seen in 24 months	Total	Change since previous quarter
Quarter ending December 2015	2,723	
Quarter ending March 2016	2,794	↑
Quarter ending June 2016	3,091	↑
Quarter ending September 2016	4,437	↑
Quarter ending December 2016	4,493	→
<b>Variance since December 2015</b>	<b>65.0%</b>	<b>↑</b>



### ACTIVITY



Month	Adjusted Scheduled Activity (UDA)	
	2016	2017
April	352	1,035
May	914	1,795
June	1,377	2,510
July	2,104	3,940
August	2,794	5,732
September	3,283	7,290
October	3,815	8,629
November	4,696	9,384
December	5,374	10,003
January	5,716	
February	6,756	
March	6,980	
April	7,004	
May	7,003	
June	7,003	

### QUALITY

	Quantity	Base Number	Contract	AT	Region	England
% of FP17s for the same patient ID Re-attending within 3 months - Children	94	1,168	8.0%	10.7%	13.4%	12.4%
% of FP17s for the same patient ID Re-attending within 3 months - Adults	447	4,054	11.0%	15.4%	17.3%	16.6%
% of FP17s for the same patient ID Re-attending between 3 & 9 months - Children	478	1,168	40.9%	58.5%	58.9%	57.5%
% of FP17s for the same patient ID Re-attending between 3 & 9 months - Adults	1,535	4,054	37.9%	52.8%	52.5%	50.4%
% of FP17s for Band 1 Urgent Courses	238	5,213	4.6%	7.6%	9.3%	9.1%
% of FP17s Relating to Free Repair or Replacements	52	5,213	1.0%	1.3%	1.0%	0.8%
% of FP17s Relating to Continuations	32	5,213	0.6%	1.6%	1.5%	1.3%
% of Patients satisfied with the dentistry they have received	3	5	N/A	94.2%	93.1%	92.7%
% of Patients satisfied with the time they had to wait for an appointment	4	5	N/A	89.1%	89.8%	88.8%

\* This is based on patients treated on this contract for their most recent course of treatment. Figures in italics indicate the base number of FP17s or Patient Questionnaire responses are less than 100. N/A is shown where the base number of responses is less than 10 during the period. % is calculated as Quantity/Base number\*100

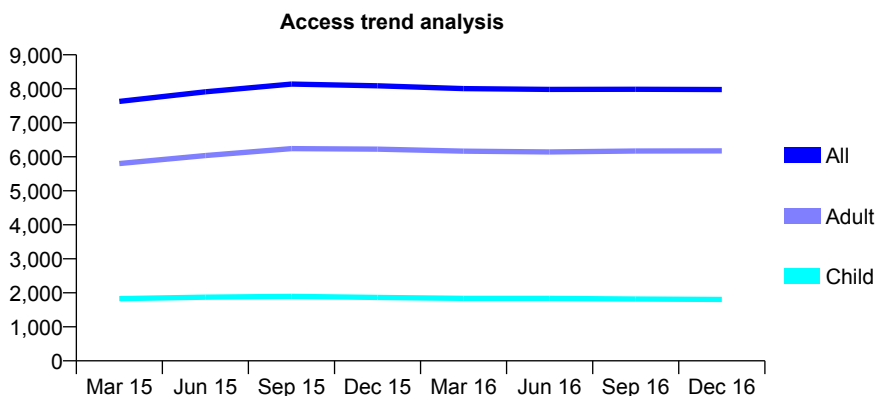
## Q51 - Vital Signs At a Glance Contract Report for 153311/0001 - December 2016

Name or company name	Cantley Dental Centre Ltd
Contract type name	GDS Contract
Purpose of contract	General
Contract start date	01/10/2013
Contract end date	

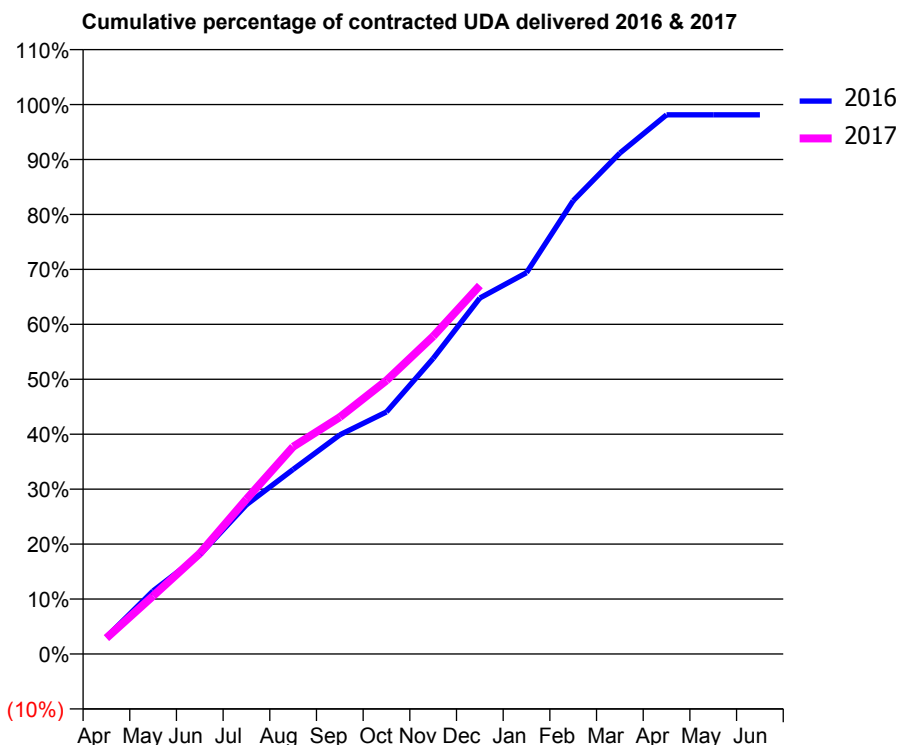
16/17 Contracted general activity (UDA)	20,539
Carry forward general activity (UDA)	384
16/17 Contracted orthodontic activity (UOA)	0
Carry forward orthodontic activity (UOA)	0
Baseline contract value	£581,370.11

### ACCESS\*

Patients seen in 24 months	Total	Change since previous quarter
Quarter ending December 2015	8,090	
Quarter ending March 2016	8,005	↓
Quarter ending June 2016	7,984	→
Quarter ending September 2016	7,985	→
Quarter ending December 2016	7,980	→
<b>Variance since December 2015</b>	<b>(1.4%)</b>	<b>↓</b>



### ACTIVITY



Month	Adjusted Scheduled Activity (UDA)	
	2016	2017
April	636	597
May	2,358	2,169
June	3,707	3,762
July	5,577	5,788
August	6,901	7,747
September	8,193	8,855
October	9,049	10,223
November	11,046	11,875
December	13,304	13,773
January	14,251	
February	16,942	
March	18,725	
April	20,153	
May	20,153	
June	20,155	

### QUALITY

	Quantity	Base Number	Contract	AT	Region	England
% of FP17s for the same patient ID Re-attending within 3 months - Children	138	2,031	6.8%	10.7%	13.4%	12.4%
% of FP17s for the same patient ID Re-attending within 3 months - Adults	699	6,149	11.4%	15.4%	17.3%	16.6%
% of FP17s for the same patient ID Re-attending between 3 & 9 months - Children	1,148	2,031	56.5%	58.5%	58.9%	57.5%
% of FP17s for the same patient ID Re-attending between 3 & 9 months - Adults	3,025	6,149	49.2%	52.8%	52.5%	50.4%
% of FP17s for Band 1 Urgent Courses	193	7,548	2.6%	7.6%	9.3%	9.1%
% of FP17s Relating to Free Repair or Replacements	50	7,548	0.7%	1.3%	1.0%	0.8%
% of FP17s Relating to Continuations	282	7,548	3.7%	1.6%	1.5%	1.3%
% of Patients satisfied with the dentistry they have received	20	21	95.2%	94.2%	93.1%	92.7%
% of Patients satisfied with the time they had to wait for an appointment	18	21	85.7%	89.1%	89.8%	88.8%

\* This is based on patients treated on this contract for their most recent course of treatment. Figures in italics indicate the base number of FP17s or Patient Questionnaire responses are less than 100. N/A is shown where the base number of responses is less than 10 during the period. % is calculated as Quantity/Base number\*100

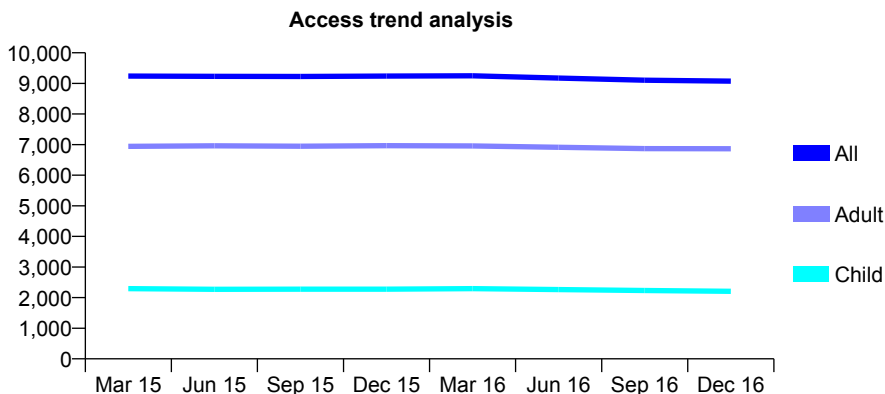
## Q51 - Vital Signs At a Glance Contract Report for 153737/0001 - December 2016

Name or company name	Michael & Margaret Naylor
Contract type name	GDS Contract
Purpose of contract	General
Contract start date	01/04/2006
Contract end date	

16/17 Contracted general activity (UDA)	25,958
Carry forward general activity (UDA)	-26
16/17 Contracted orthodontic activity (UOA)	0
Carry forward orthodontic activity (UOA)	0
Baseline contract value	£853,083.11

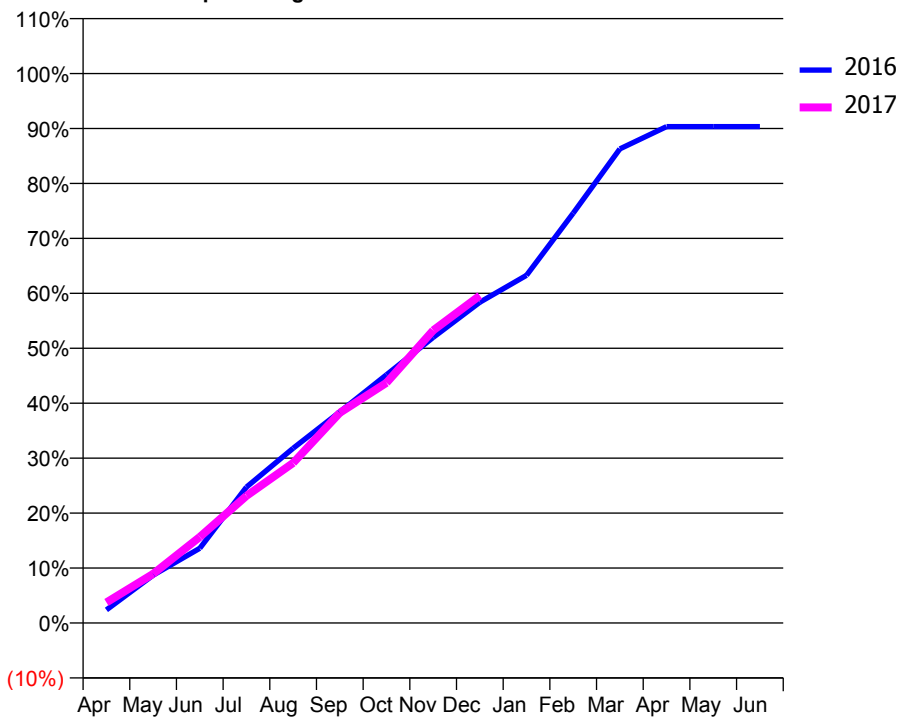
### ACCESS\*

Patients seen in 24 months	Total	Change since previous quarter
Quarter ending December 2015	9,241	
Quarter ending March 2016	9,250	→
Quarter ending June 2016	9,174	→
Quarter ending September 2016	9,103	→
Quarter ending December 2016	9,074	→
<b>Variance since December 2015</b>	<b>(1.8%)</b>	<b>↓</b>



### ACTIVITY

Cumulative percentage of contracted UDA delivered 2016 & 2017



Month	Adjusted Scheduled Activity (UDA)	
	2016	2017
April	624	974
May	2,278	2,324
June	3,555	4,067
July	6,469	6,009
August	8,316	7,563
September	10,050	9,931
October	11,810	11,351
November	13,588	13,821
December	15,267	15,467
January	16,545	
February	19,505	
March	22,563	
April	23,625	
May	23,621	
June	23,621	

### QUALITY

	Quantity	Base Number	Contract	AT	Region	England
% of FP17s for the same patient ID Re-attending within 3 months - Children	346	2,649	13.1%	10.7%	13.4%	12.4%
% of FP17s for the same patient ID Re-attending within 3 months - Adults	1,060	7,040	15.1%	15.4%	17.3%	16.6%
% of FP17s for the same patient ID Re-attending between 3 & 9 months - Children	1,626	2,649	61.4%	58.5%	58.9%	57.5%
% of FP17s for the same patient ID Re-attending between 3 & 9 months - Adults	3,802	7,040	54.0%	52.8%	52.5%	50.4%
% of FP17s for Band 1 Urgent Courses	606	8,793	6.9%	7.6%	9.3%	9.1%
% of FP17s Relating to Free Repair or Replacements	189	8,793	2.1%	1.3%	1.0%	0.8%
% of FP17s Relating to Continuations	108	8,793	1.2%	1.6%	1.5%	1.3%
% of Patients satisfied with the dentistry they have received	41	43	95.3%	94.2%	93.1%	92.7%
% of Patients satisfied with the time they had to wait for an appointment	37	43	86.0%	89.1%	89.8%	88.8%

\* This is based on patients treated on this contract for their most recent course of treatment. Figures in italics indicate the base number of FP17s or Patient Questionnaire responses are less than 100. N/A is shown where the base number of responses is less than 10 during the period. % is calculated as Quantity/Base number\*100



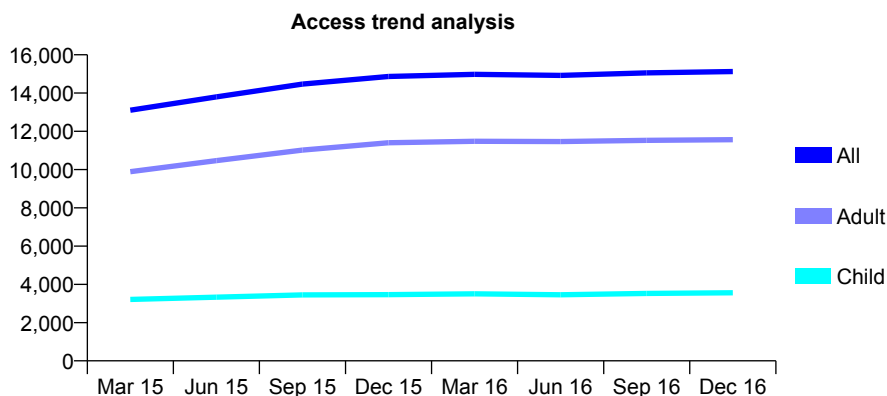
## Q51 - Vital Signs At a Glance Contract Report for 153737/0003 - December 2016

Name or company name	Michael & Margaret Naylor
Contract type name	GDS Contract
Purpose of contract	General
Contract start date	01/12/2013
Contract end date	

16/17 Contracted general activity (UDA)	45,179
Carry forward general activity (UDA)	707
16/17 Contracted orthodontic activity (UOA)	0
Carry forward orthodontic activity (UOA)	0
Baseline contract value	£1,455,389.98

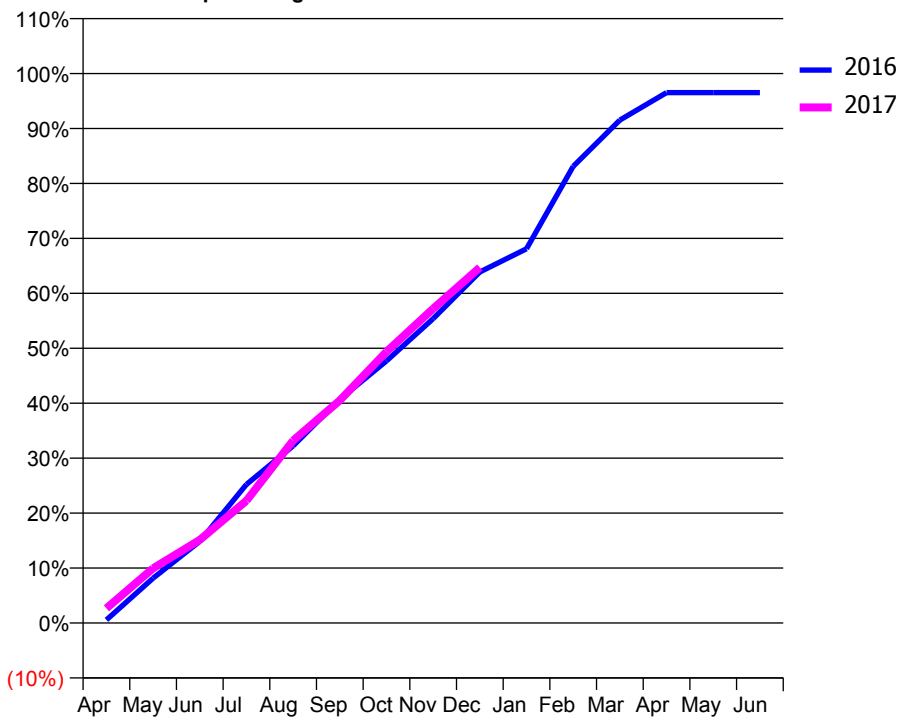
### ACCESS\*

Patients seen in 24 months	Total	Change since previous quarter
Quarter ending December 2015	14,868	
Quarter ending March 2016	14,977	→
Quarter ending June 2016	14,922	→
Quarter ending September 2016	15,054	→
Quarter ending December 2016	15,123	→
<b>Variance since December 2015</b>	<b>1.7%</b>	<b>→</b>



### ACTIVITY

Cumulative percentage of contracted UDA delivered 2016 & 2017



Month	Adjusted Scheduled Activity (UDA)	
	2016	2017
April	262	1,208
May	3,692	4,504
June	6,716	6,841
July	11,400	10,057
August	14,566	15,008
September	18,396	18,301
October	21,549	22,304
November	25,028	25,850
December	28,865	29,234
January	30,768	
February	37,539	
March	41,350	
April	43,608	
May	43,605	
June	43,605	

### QUALITY

	Quantity	Base Number	Contract	AT	Region	England
% of FP17s for the same patient ID Re-attending within 3 months - Children	415	4,199	9.9%	10.7%	13.4%	12.4%
% of FP17s for the same patient ID Re-attending within 3 months - Adults	2,128	12,758	16.7%	15.4%	17.3%	16.6%
% of FP17s for the same patient ID Re-attending between 3 & 9 months - Children	2,533	4,199	60.3%	58.5%	58.9%	57.5%
% of FP17s for the same patient ID Re-attending between 3 & 9 months - Adults	6,760	12,758	53.0%	52.8%	52.5%	50.4%
% of FP17s for Band 1 Urgent Courses	1,354	15,648	8.7%	7.6%	9.3%	9.1%
% of FP17s Relating to Free Repair or Replacements	445	15,648	2.8%	1.3%	1.0%	0.8%
% of FP17s Relating to Continuations	134	15,648	0.9%	1.6%	1.5%	1.3%
% of Patients satisfied with the dentistry they have received	31	31	100.0%	94.2%	93.1%	92.7%
% of Patients satisfied with the time they had to wait for an appointment	30	31	96.8%	89.1%	89.8%	88.8%

\* This is based on patients treated on this contract for their most recent course of treatment. Figures in italics indicate the base number of FP17s or Patient Questionnaire responses are less than 100. N/A is shown where the base number of responses is less than 10 during the period. % is calculated as Quantity/Base number\*100

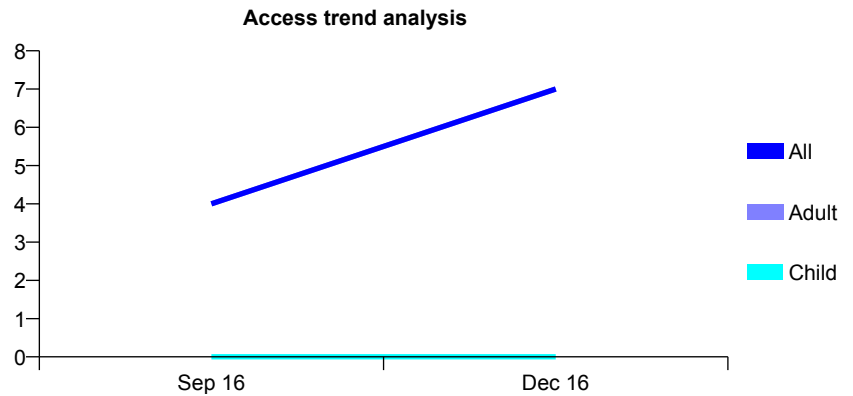
## Q51 - Vital Signs At a Glance Contract Report for 153737/0004 - December 2016

Name or company name	Michael & Margaret Naylor
Contract type name	GDS Contract
Purpose of contract	General
Contract start date	01/05/2015
Contract end date	

16/17 Contracted general activity (UDA)	849
Carry forward general activity (UDA)	0
16/17 Contracted orthodontic activity (UOA)	0
Carry forward orthodontic activity (UOA)	0
Baseline contract value	£27,986.25

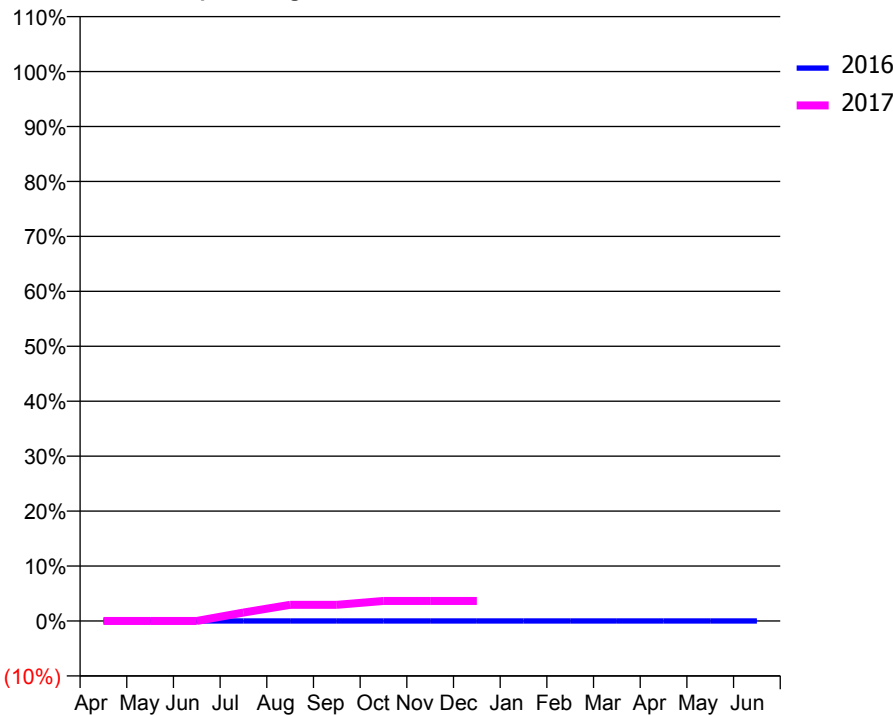
### ACCESS\*

Patients seen in 24 months	Total	Change since previous quarter
Quarter ending December 2015	0	
Quarter ending March 2016	0	
Quarter ending June 2016	0	
Quarter ending September 2016	4	↑
Quarter ending December 2016	7	↑
<b>Variance since December 2015</b>	N/A	



### ACTIVITY

Cumulative percentage of contracted UDA delivered 2016 & 2017



Month	Adjusted Scheduled Activity (UDA)	
	2016	2017
April	0	0
May	0	0
June	0	0
July	0	13
August	0	25
September	0	25
October	0	31
November	0	31
December	0	31
January	0	
February	0	
March	0	
April	0	
May	0	
June	0	

### QUALITY

	Quantity	Base Number	Contract	AT	Region	England
% of FP17s for the same patient ID Re-attending within 3 months - Children	0	0	N/A	10.7%	13.4%	12.4%
% of FP17s for the same patient ID Re-attending within 3 months - Adults	0	7	0.0%	15.4%	17.3%	16.6%
% of FP17s for the same patient ID Re-attending between 3 & 9 months - Children	0	0	N/A	58.5%	58.9%	57.5%
% of FP17s for the same patient ID Re-attending between 3 & 9 months - Adults	0	7	0.0%	52.8%	52.5%	50.4%
% of FP17s for Band 1 Urgent Courses	0	7	0.0%	7.6%	9.3%	9.1%
% of FP17s Relating to Free Repair or Replacements	0	7	0.0%	1.3%	1.0%	0.8%
% of FP17s Relating to Continuations	0	7	0.0%	1.6%	1.5%	1.3%
% of Patients satisfied with the dentistry they have received	0	0	N/A	94.2%	93.1%	92.7%
% of Patients satisfied with the time they had to wait for an appointment	0	0	N/A	89.1%	89.8%	88.8%

\* This is based on patients treated on this contract for their most recent course of treatment. Figures in italics indicate the base number of FP17s or Patient Questionnaire responses are less than 100. N/A is shown where the base number of responses is less than 10 during the period. % is calculated as Quantity/Base number\*100

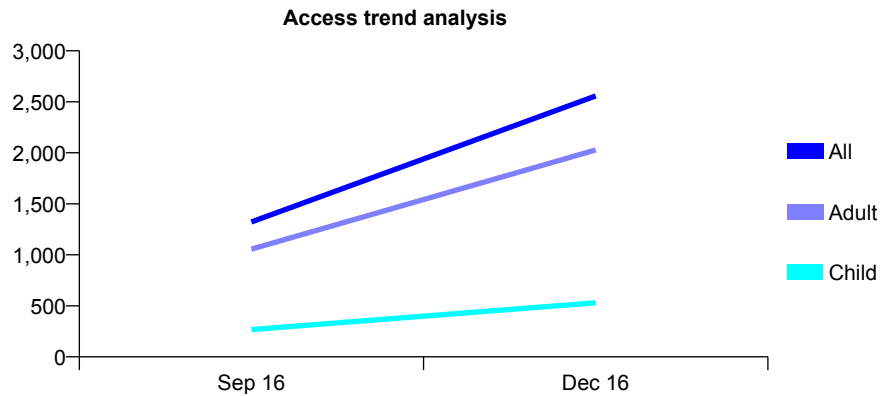
## Q51 - Vital Signs At a Glance Contract Report for 153788/0001 - December 2016

Name or company name	Mr R Joseph
Contract type name	GDS Contract
Purpose of contract	General
Contract start date	01/01/2016
Contract end date	

16/17 Contracted general activity (UDA)	15,000
Carry forward general activity (UDA)	514
16/17 Contracted orthodontic activity (UOA)	0
Carry forward orthodontic activity (UOA)	0
Baseline contract value	£481,666.46

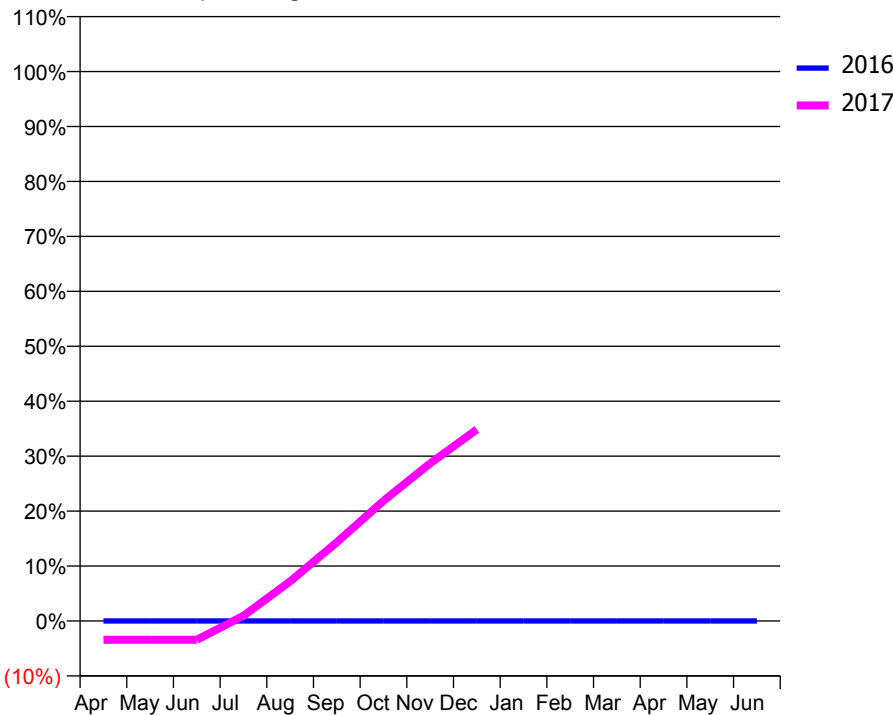
### ACCESS\*

Patients seen in 24 months	Total	Change since previous quarter
Quarter ending December 2015	0	
Quarter ending March 2016	0	
Quarter ending June 2016	0	
Quarter ending September 2016	1,322	↑
Quarter ending December 2016	2,558	↑
<b>Variance since December 2015</b>	N/A	



### ACTIVITY

Cumulative percentage of contracted UDA delivered 2016 & 2017



Month	Adjusted Scheduled Activity (UDA)	
	2016	2017
April	0	-514
May	0	-514
June	0	-514
July	0	145
August	0	1,081
September	0	2,151
October	0	3,281
November	0	4,304
December	0	5,230
January	0	
February	0	
March	0	
April	0	
May	0	
June	0	

### QUALITY

	Quantity	Base Number	Contract	AT	Region	England
% of FP17s for the same patient ID Re-attending within 3 months - Children	26	559	4.7%	10.7%	13.4%	12.4%
% of FP17s for the same patient ID Re-attending within 3 months - Adults	164	2,276	7.2%	15.4%	17.3%	16.6%
% of FP17s for the same patient ID Re-attending between 3 & 9 months - Children	13	559	2.3%	58.5%	58.9%	57.5%
% of FP17s for the same patient ID Re-attending between 3 & 9 months - Adults	72	2,276	3.2%	52.8%	52.5%	50.4%
% of FP17s for Band 1 Urgent Courses	152	2,733	5.6%	7.6%	9.3%	9.1%
% of FP17s Relating to Free Repair or Replacements	90	2,733	3.3%	1.3%	1.0%	0.8%
% of FP17s Relating to Continuations	22	2,733	0.8%	1.6%	1.5%	1.3%
% of Patients satisfied with the dentistry they have received	6	6	N/A	94.2%	93.1%	92.7%
% of Patients satisfied with the time they had to wait for an appointment	6	6	N/A	89.1%	89.8%	88.8%

\* This is based on patients treated on this contract for their most recent course of treatment. Figures in italics indicate the base number of FP17s or Patient Questionnaire responses are less than 100. N/A is shown where the base number of responses is less than 10 during the period. % is calculated as Quantity/Base number\*100

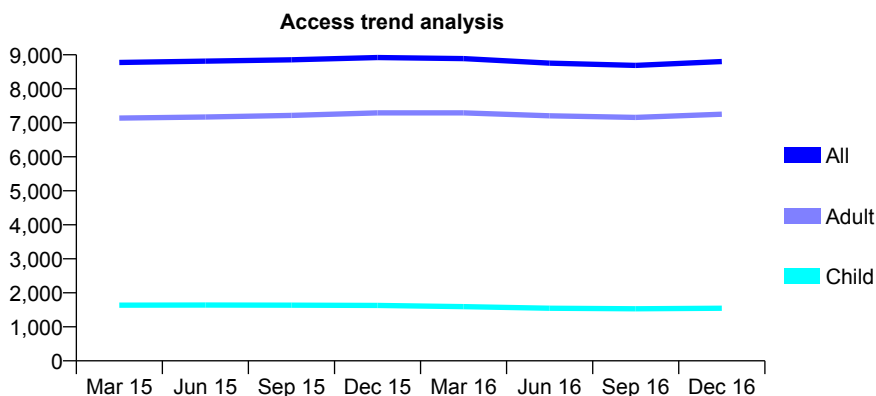
## Q51 - Vital Signs At a Glance Contract Report for 153826/0001 - December 2016

Name or company name	School Road Dental Practice
Contract type name	GDS Contract
Purpose of contract	General
Contract start date	01/04/2006
Contract end date	

16/17 Contracted general activity (UDA)	26,832
Carry forward general activity (UDA)	33
16/17 Contracted orthodontic activity (UOA)	0
Carry forward orthodontic activity (UOA)	0
Baseline contract value	£753,010.83

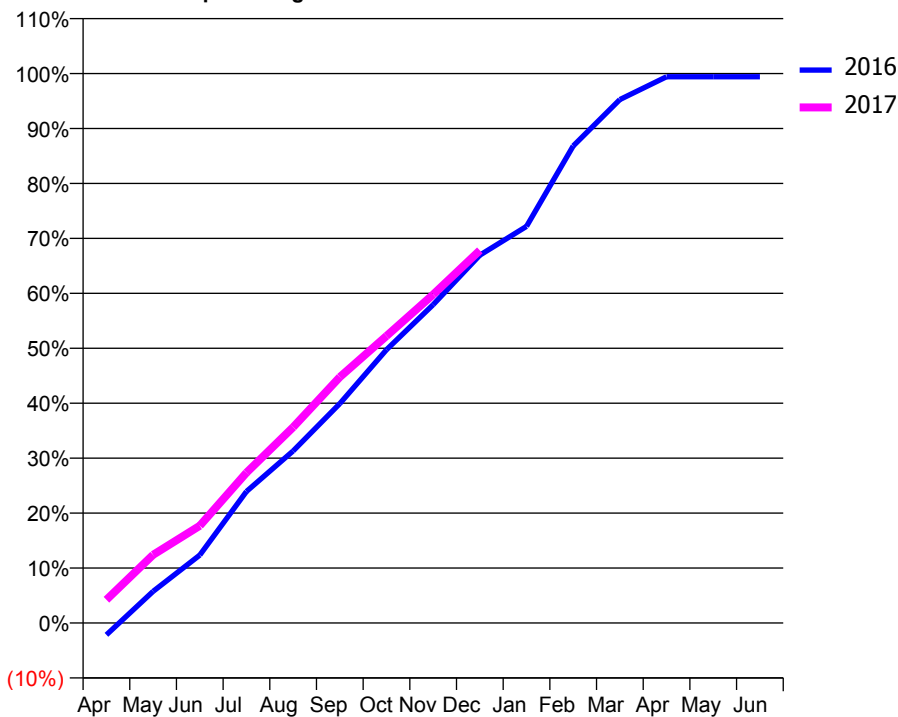
### ACCESS\*

Patients seen in 24 months	Total	Change since previous quarter
Quarter ending December 2015	8,921	
Quarter ending March 2016	8,889	→
Quarter ending June 2016	8,753	↓
Quarter ending September 2016	8,690	→
Quarter ending December 2016	8,800	→
<b>Variance since December 2015</b>	<b>(1.4%)</b>	<b>↓</b>



### ACTIVITY

Cumulative percentage of contracted UDA delivered 2016 & 2017



Month	Adjusted Scheduled Activity (UDA)	
	2016	2017
April	-580	1,137
May	1,543	3,328
June	3,318	4,751
July	6,424	7,338
August	8,403	9,563
September	10,717	12,007
October	13,345	14,013
November	15,547	16,038
December	17,959	18,196
January	19,369	
February	23,293	
March	25,557	
April	26,672	
May	26,672	
June	26,674	

### QUALITY

	Quantity	Base Number	Contract	AT	Region	England
% of FP17s for the same patient ID Re-attending within 3 months - Children	163	2,068	7.9%	10.7%	13.4%	12.4%
% of FP17s for the same patient ID Re-attending within 3 months - Adults	1,372	8,932	15.4%	15.4%	17.3%	16.6%
% of FP17s for the same patient ID Re-attending between 3 & 9 months - Children	1,430	2,068	69.1%	58.5%	58.9%	57.5%
% of FP17s for the same patient ID Re-attending between 3 & 9 months - Adults	5,606	8,932	62.8%	52.8%	52.5%	50.4%
% of FP17s for Band 1 Urgent Courses	545	10,436	5.2%	7.6%	9.3%	9.1%
% of FP17s Relating to Free Repair or Replacements	183	10,436	1.8%	1.3%	1.0%	0.8%
% of FP17s Relating to Continuations	100	10,436	1.0%	1.6%	1.5%	1.3%
% of Patients satisfied with the dentistry they have received	19	22	86.4%	94.2%	93.1%	92.7%
% of Patients satisfied with the time they had to wait for an appointment	21	22	95.5%	89.1%	89.8%	88.8%

\* This is based on patients treated on this contract for their most recent course of treatment. Figures in italics indicate the base number of FP17s or Patient Questionnaire responses are less than 100. N/A is shown where the base number of responses is less than 10 during the period. % is calculated as Quantity/Base number\*100

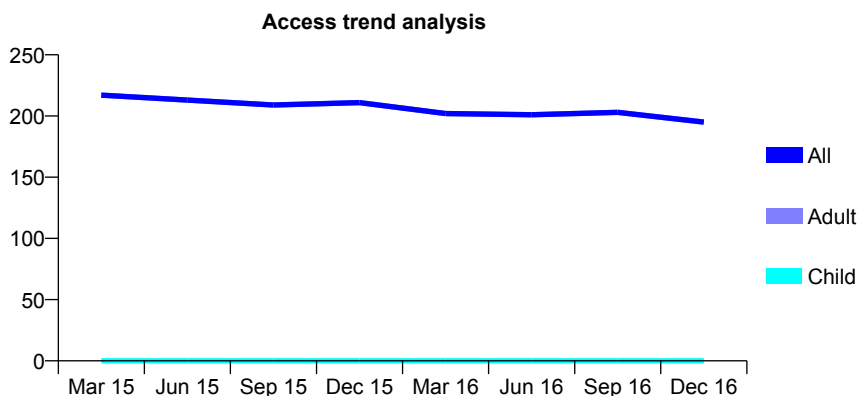
## Q51 - Vital Signs At a Glance Contract Report for 153826/0002 - December 2016

Name or company name	School Road Dental Practice
Contract type name	GDS Contract
Purpose of contract	General
Contract start date	01/04/2008
Contract end date	

16/17 Contracted general activity (UDA)	675
Carry forward general activity (UDA)	0
16/17 Contracted orthodontic activity (UOA)	0
Carry forward orthodontic activity (UOA)	0
Baseline contract value	£38,368.12

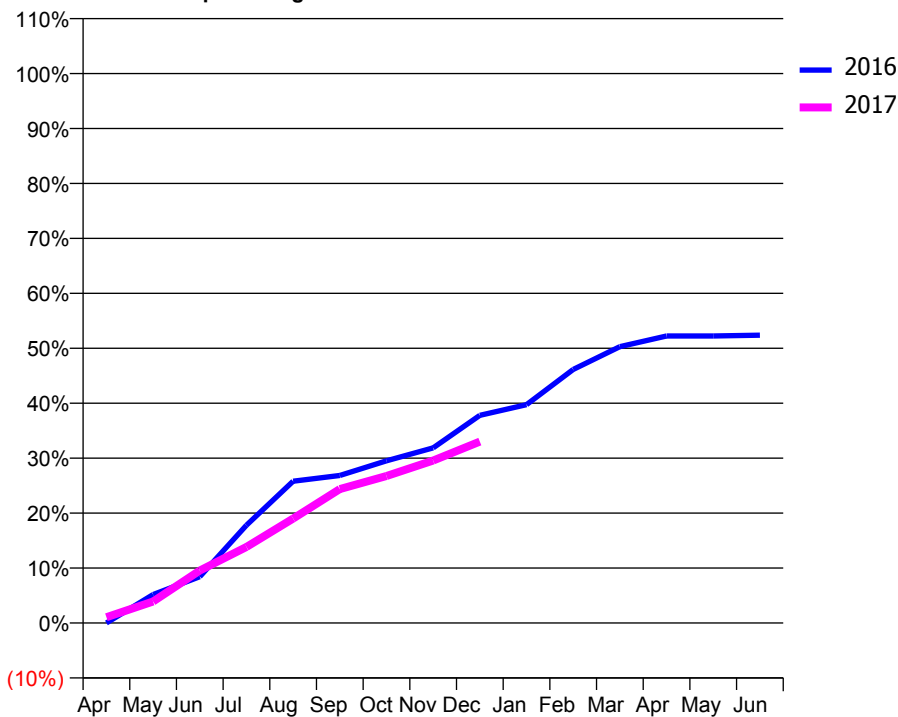
### ACCESS\*

Patients seen in 24 months	Total	Change since previous quarter
Quarter ending December 2015	211	
Quarter ending March 2016	202	↓
Quarter ending June 2016	201	→
Quarter ending September 2016	203	→
Quarter ending December 2016	195	↓
<b>Variance since December 2015</b>	<b>(7.6%)</b>	<b>↓</b>



### ACTIVITY

Cumulative percentage of contracted UDA delivered 2016 & 2017



Month	Adjusted Scheduled Activity (UDA)	
	2016	2017
April	0	7
May	35	26
June	57	64
July	120	93
August	174	128
September	181	165
October	199	181
November	215	200
December	255	223
January	268	
February	311	
March	339	
April	353	
May	353	
June	354	

### QUALITY

	Quantity	Base Number	Contract	AT	Region	England
% of FP17s for the same patient ID Re-attending within 3 months - Children	0	0	N/A	10.7%	13.4%	12.4%
% of FP17s for the same patient ID Re-attending within 3 months - Adults	19	147	12.9%	15.4%	17.3%	16.6%
% of FP17s for the same patient ID Re-attending between 3 & 9 months - Children	0	0	N/A	58.5%	58.9%	57.5%
% of FP17s for the same patient ID Re-attending between 3 & 9 months - Adults	50	147	34.0%	52.8%	52.5%	50.4%
% of FP17s for Band 1 Urgent Courses	4	134	3.0%	7.6%	9.3%	9.1%
% of FP17s Relating to Free Repair or Replacements	0	134	0.0%	1.3%	1.0%	0.8%
% of FP17s Relating to Continuations	1	134	0.7%	1.6%	1.5%	1.3%
% of Patients satisfied with the dentistry they have received	0	0	N/A	94.2%	93.1%	92.7%
% of Patients satisfied with the time they had to wait for an appointment	0	0	N/A	89.1%	89.8%	88.8%

\* This is based on patients treated on this contract for their most recent course of treatment. Figures in italics indicate the base number of FP17s or Patient Questionnaire responses are less than 100. N/A is shown where the base number of responses is less than 10 during the period. % is calculated as Quantity/Base number\*100

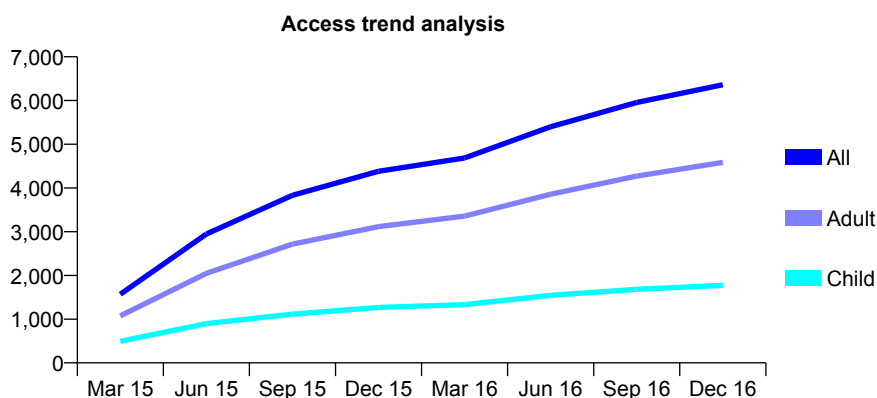
## Q51 - Vital Signs At a Glance Contract Report for 155136/0001 - December 2016

Name or company name	Al-Kufaishi and Hanji Partnership
Contract type name	GDS Contract
Purpose of contract	General
Contract start date	01/01/2015
Contract end date	

16/17 Contracted general activity (UDA)	18,547
Carry forward general activity (UDA)	0
16/17 Contracted orthodontic activity (UOA)	0
Carry forward orthodontic activity (UOA)	0
Baseline contract value	£532,201.42

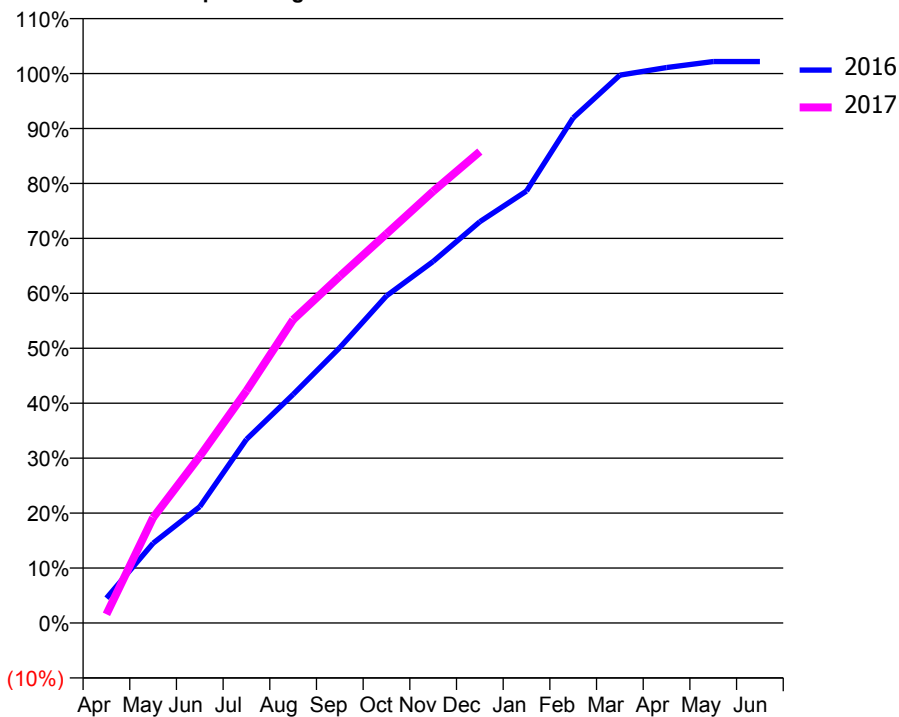
### ACCESS\*

Patients seen in 24 months	Total	Change since previous quarter
Quarter ending December 2015	4,382	
Quarter ending March 2016	4,688	↑
Quarter ending June 2016	5,400	↑
Quarter ending September 2016	5,954	↑
Quarter ending December 2016	6,360	↑
<b>Variance since December 2015</b>	<b>45.1%</b>	<b>↑</b>



### ACTIVITY

Cumulative percentage of contracted UDA delivered 2016 & 2017



Month	Adjusted Scheduled Activity (UDA)	
	2016	2017
April	839	293
May	2,694	3,560
June	3,928	5,628
July	6,198	7,837
August	7,718	10,237
September	9,295	11,706
October	11,041	13,134
November	12,203	14,570
December	13,545	15,913
January	14,582	
February	17,049	
March	18,493	
April	18,750	
May	18,951	
June	18,952	

### QUALITY

	Quantity	Base Number	Contract	AT	Region	England
% of FP17s for the same patient ID Re-attending within 3 months - Children	146	1,701	8.6%	10.7%	13.4%	12.4%
% of FP17s for the same patient ID Re-attending within 3 months - Adults	687	4,350	15.8%	15.4%	17.3%	16.6%
% of FP17s for the same patient ID Re-attending between 3 & 9 months - Children	662	1,701	38.9%	58.5%	58.9%	57.5%
% of FP17s for the same patient ID Re-attending between 3 & 9 months - Adults	1,708	4,350	39.3%	52.8%	52.5%	50.4%
% of FP17s for Band 1 Urgent Courses	330	5,870	5.6%	7.6%	9.3%	9.1%
% of FP17s Relating to Free Repair or Replacements	33	5,870	0.6%	1.3%	1.0%	0.8%
% of FP17s Relating to Continuations	47	5,870	0.8%	1.6%	1.5%	1.3%
% of Patients satisfied with the dentistry they have received	10	10	100.0%	94.2%	93.1%	92.7%
% of Patients satisfied with the time they had to wait for an appointment	9	10	90.0%	89.1%	89.8%	88.8%

\* This is based on patients treated on this contract for their most recent course of treatment. Figures in italics indicate the base number of FP17s or Patient Questionnaire responses are less than 100. N/A is shown where the base number of responses is less than 10 during the period. % is calculated as Quantity/Base number\*100

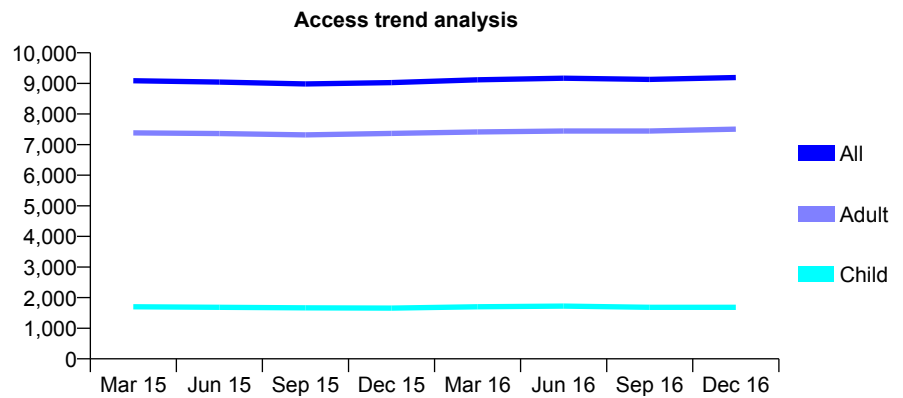
## Q51 - Vital Signs At a Glance Contract Report for 157708/0001 - December 2016

Name or company name	Doncaster Dental Centre
Contract type name	GDS Contract
Purpose of contract	General and Orthodontic
Contract start date	01/09/2010
Contract end date	

16/17 Contracted general activity (UDA)	32,715
Carry forward general activity (UDA)	1,004
16/17 Contracted orthodontic activity (UOA)	630
Carry forward orthodontic activity (UOA)	0
Baseline contract value	£966,617.06

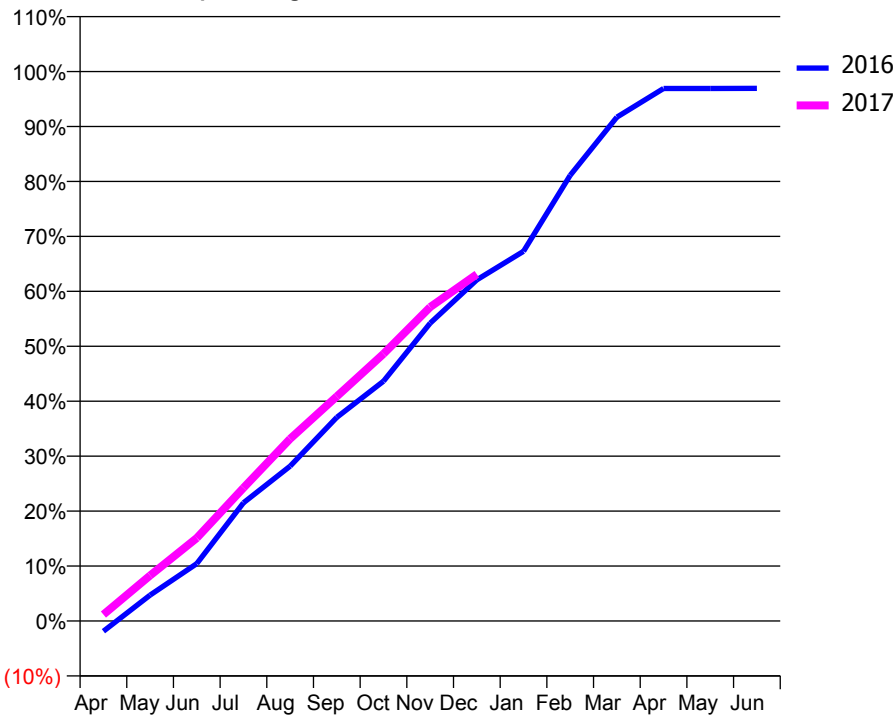
### ACCESS\*

Patients seen in 24 months	Total	Change since previous quarter
Quarter ending December 2015	9,027	
Quarter ending March 2016	9,117	→
Quarter ending June 2016	9,168	→
Quarter ending September 2016	9,131	→
Quarter ending December 2016	9,193	→
<b>Variance since December 2015</b>	<b>1.8%</b>	<b>→</b>



### ACTIVITY

Cumulative percentage of contracted UDA delivered 2016 & 2017



Month	Adjusted Scheduled Activity (UDA)	
	2016	2017
April	-612	383
May	1,540	2,708
June	3,417	4,938
July	7,036	7,930
August	9,219	10,845
September	12,125	13,373
October	14,274	15,906
November	17,733	18,696
December	20,313	20,648
January	22,008	
February	26,533	
March	29,999	
April	31,708	
May	31,708	
June	31,711	

### QUALITY

	Quantity	Base Number	Contract	AT	Region	England
% of FP17s for the same patient ID Re-attending within 3 months - Children	150	1,962	7.6%	10.7%	13.4%	12.4%
% of FP17s for the same patient ID Re-attending within 3 months - Adults	1,202	9,799	12.3%	15.4%	17.3%	16.6%
% of FP17s for the same patient ID Re-attending between 3 & 9 months - Children	1,232	1,962	62.8%	58.5%	58.9%	57.5%
% of FP17s for the same patient ID Re-attending between 3 & 9 months - Adults	6,672	9,799	68.1%	52.8%	52.5%	50.4%
% of FP17s for Band 1 Urgent Courses	657	11,021	6.0%	7.6%	9.3%	9.1%
% of FP17s Relating to Free Repair or Replacements	65	11,021	0.6%	1.3%	1.0%	0.8%
% of FP17s Relating to Continuations	186	11,021	1.7%	1.6%	1.5%	1.3%
% of Patients satisfied with the dentistry they have received	21	21	100.0%	94.2%	93.1%	92.7%
% of Patients satisfied with the time they had to wait for an appointment	19	21	90.5%	89.1%	89.8%	88.8%

\* This is based on patients treated on this contract for their most recent course of treatment. Figures in italics indicate the base number of FP17s or Patient Questionnaire responses are less than 100. N/A is shown where the base number of responses is less than 10 during the period. % is calculated as Quantity/Base number\*100



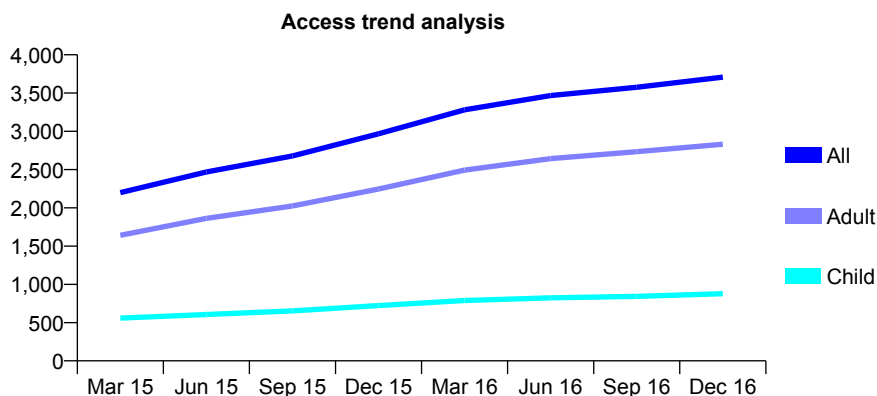
## Q51 - Vital Signs At a Glance Contract Report for 158445/0001 - December 2016

Name or company name	Cudworth Dental Surgery Limited
Contract type name	GDS Contract
Purpose of contract	General
Contract start date	01/04/2014
Contract end date	

16/17 Contracted general activity (UDA)	13,414
Carry forward general activity (UDA)	-268
16/17 Contracted orthodontic activity (UOA)	0
Carry forward orthodontic activity (UOA)	0
Baseline contract value	£465,512.81

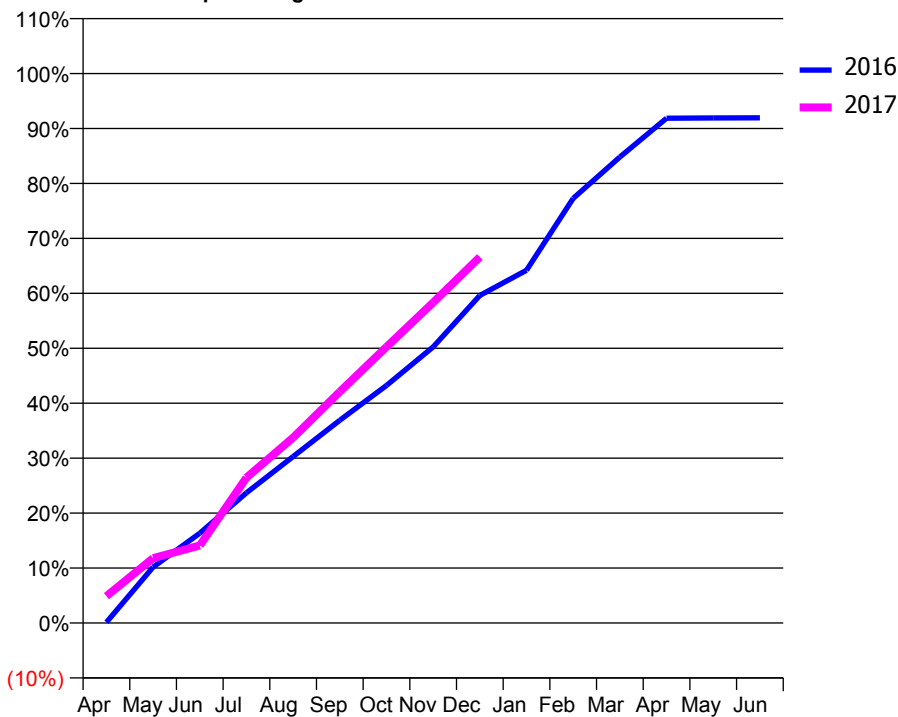
### ACCESS\*

Patients seen in 24 months	Total	Change since previous quarter
Quarter ending December 2015	2,968	
Quarter ending March 2016	3,281	↑
Quarter ending June 2016	3,467	↑
Quarter ending September 2016	3,575	↑
Quarter ending December 2016	3,708	↑
<b>Variance since December 2015</b>	<b>24.9%</b>	<b>↑</b>



### ACTIVITY

Cumulative percentage of contracted UDA delivered 2016 & 2017



Month	Adjusted Scheduled Activity (UDA)	
	2016	2017
April	17	654
May	1,366	1,585
June	2,192	1,893
July	3,179	3,549
August	4,066	4,527
September	4,950	5,646
October	5,799	6,740
November	6,739	7,825
December	7,995	8,934
January	8,612	
February	10,366	
March	11,376	
April	12,323	
May	12,329	
June	12,331	

### QUALITY

	Quantity	Base Number	Contract	AT	Region	England
% of FP17s for the same patient ID Re-attending within 3 months - Children	203	1,135	17.9%	10.7%	13.4%	12.4%
% of FP17s for the same patient ID Re-attending within 3 months - Adults	432	2,888	15.0%	15.4%	17.3%	16.6%
% of FP17s for the same patient ID Re-attending between 3 & 9 months - Children	598	1,135	52.7%	58.5%	58.9%	57.5%
% of FP17s for the same patient ID Re-attending between 3 & 9 months - Adults	1,273	2,888	44.1%	52.8%	52.5%	50.4%
% of FP17s for Band 1 Urgent Courses	356	3,662	9.7%	7.6%	9.3%	9.1%
% of FP17s Relating to Free Repair or Replacements	40	3,662	1.1%	1.3%	1.0%	0.8%
% of FP17s Relating to Continuations	24	3,662	0.7%	1.6%	1.5%	1.3%
% of Patients satisfied with the dentistry they have received	4	4	N/A	94.2%	93.1%	92.7%
% of Patients satisfied with the time they had to wait for an appointment	3	4	N/A	89.1%	89.8%	88.8%

\* This is based on patients treated on this contract for their most recent course of treatment. Figures in italics indicate the base number of FP17s or Patient Questionnaire responses are less than 100. N/A is shown where the base number of responses is less than 10 during the period. % is calculated as Quantity/Base number\*100

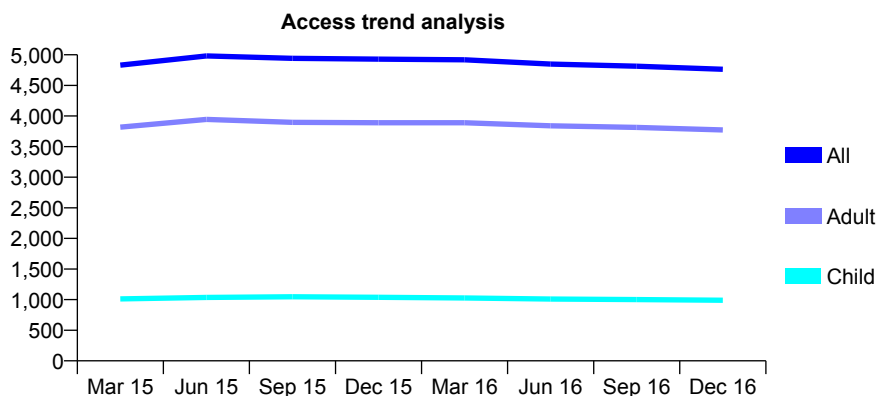
## Q51 - Vital Signs At a Glance Contract Report for 158577/0001 - December 2016

Name or company name	Ridgeway Dental Practice
Contract type name	GDS Contract
Purpose of contract	General
Contract start date	01/07/2013
Contract end date	

16/17 Contracted general activity (UDA)	14,089
Carry forward general activity (UDA)	496
16/17 Contracted orthodontic activity (UOA)	0
Carry forward orthodontic activity (UOA)	0
Baseline contract value	£446,557.68

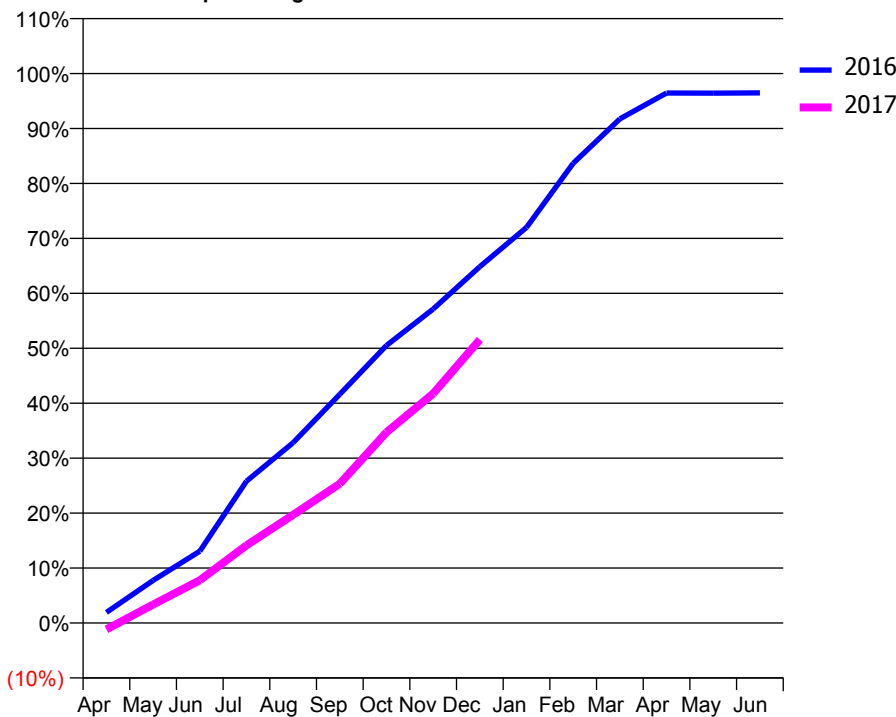
### ACCESS\*

Patients seen in 24 months	Total	Change since previous quarter
Quarter ending December 2015	4,930	
Quarter ending March 2016	4,919	→
Quarter ending June 2016	4,849	↓
Quarter ending September 2016	4,814	→
Quarter ending December 2016	4,764	↓
<b>Variance since December 2015</b>	<b>(3.4%)</b>	<b>↓</b>



### ACTIVITY

Cumulative percentage of contracted UDA delivered 2016 & 2017



Month	Adjusted Scheduled Activity (UDA)	
	2016	2017
April	273	-166
May	1,093	475
June	1,841	1,095
July	3,637	1,991
August	4,626	2,776
September	5,865	3,572
October	7,118	4,890
November	8,050	5,884
December	9,137	7,268
January	10,142	
February	11,788	
March	12,924	
April	13,587	
May	13,586	
June	13,593	

### QUALITY

	Quantity	Base Number	Contract	AT	Region	England
% of FP17s for the same patient ID Re-attending within 3 months - Children	57	967	5.9%	10.7%	13.4%	12.4%
% of FP17s for the same patient ID Re-attending within 3 months - Adults	386	3,687	10.5%	15.4%	17.3%	16.6%
% of FP17s for the same patient ID Re-attending between 3 & 9 months - Children	533	967	55.1%	58.5%	58.9%	57.5%
% of FP17s for the same patient ID Re-attending between 3 & 9 months - Adults	2,133	3,687	57.9%	52.8%	52.5%	50.4%
% of FP17s for Band 1 Urgent Courses	168	4,314	3.9%	7.6%	9.3%	9.1%
% of FP17s Relating to Free Repair or Replacements	52	4,314	1.2%	1.3%	1.0%	0.8%
% of FP17s Relating to Continuations	30	4,314	0.7%	1.6%	1.5%	1.3%
% of Patients satisfied with the dentistry they have received	3	3	N/A	94.2%	93.1%	92.7%
% of Patients satisfied with the time they had to wait for an appointment	3	3	N/A	89.1%	89.8%	88.8%

\* This is based on patients treated on this contract for their most recent course of treatment. Figures in italics indicate the base number of FP17s or Patient Questionnaire responses are less than 100. N/A is shown where the base number of responses is less than 10 during the period. % is calculated as Quantity/Base number\*100

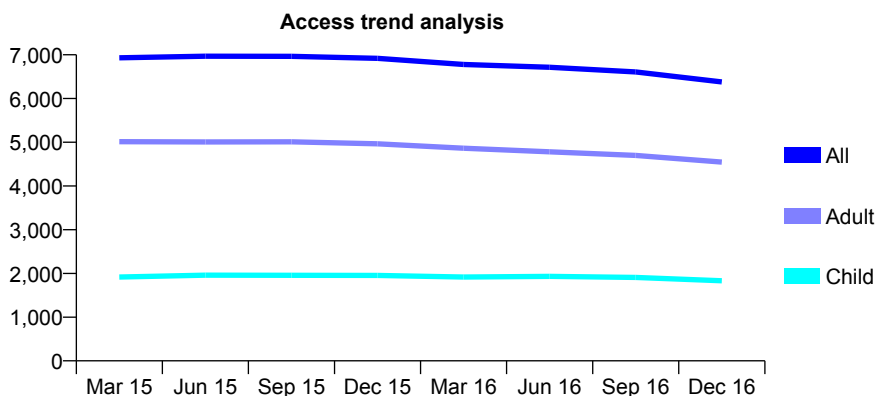
## Q51 - Vital Signs At a Glance Contract Report for 159026/0001 - December 2016

Name or company name	SLS DentalCare Ltd
Contract type name	GDS Contract
Purpose of contract	General
Contract start date	01/04/2010
Contract end date	

16/17 Contracted general activity (UDA)	20,400
Carry forward general activity (UDA)	0
16/17 Contracted orthodontic activity (UOA)	0
Carry forward orthodontic activity (UOA)	0
Baseline contract value	£574,562.81

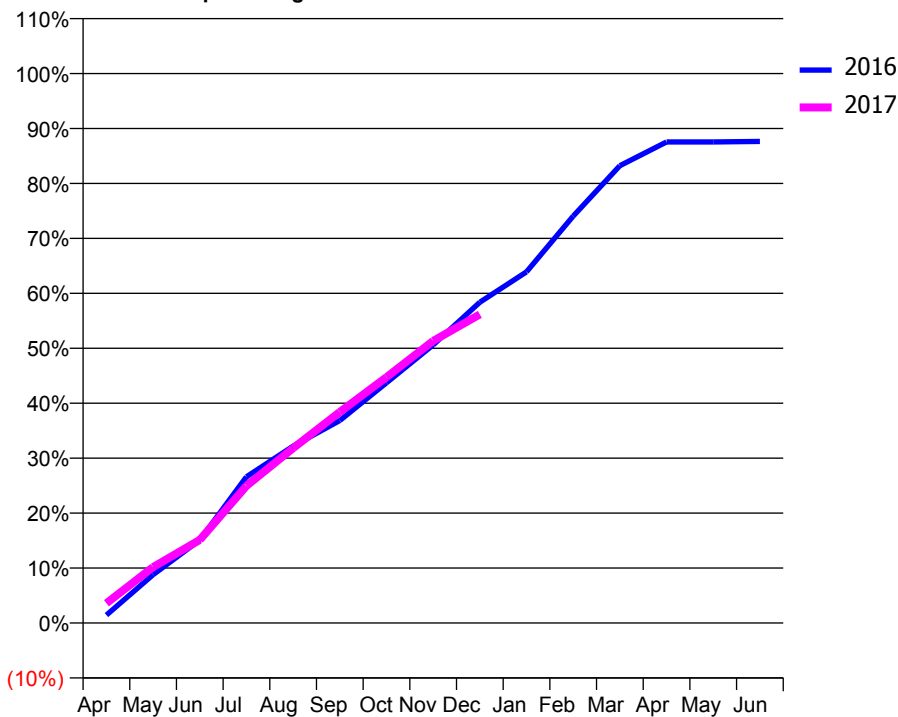
### ACCESS\*

Patients seen in 24 months	Total	Change since previous quarter
Quarter ending December 2015	6,918	
Quarter ending March 2016	6,780	↓
Quarter ending June 2016	6,714	→
Quarter ending September 2016	6,607	↓
Quarter ending December 2016	6,380	↓
<b>Variance since December 2015</b>	<b>(7.8%)</b>	<b>↓</b>



### ACTIVITY

Cumulative percentage of contracted UDA delivered 2016 & 2017



Month	Adjusted Scheduled Activity (UDA)	
	2016	2017
April	293	738
May	1,796	2,078
June	3,082	3,085
July	5,430	5,092
August	6,565	6,494
September	7,517	7,832
October	8,919	9,124
November	10,326	10,473
December	11,910	11,458
January	13,039	
February	15,105	
March	16,980	
April	17,859	
May	17,859	
June	17,881	

### QUALITY

	Quantity	Base Number	Contract	AT	Region	England
% of FP17s for the same patient ID Re-attending within 3 months - Children	109	1,422	7.7%	10.7%	13.4%	12.4%
% of FP17s for the same patient ID Re-attending within 3 months - Adults	409	3,536	11.6%	15.4%	17.3%	16.6%
% of FP17s for the same patient ID Re-attending between 3 & 9 months - Children	572	1,422	40.2%	58.5%	58.9%	57.5%
% of FP17s for the same patient ID Re-attending between 3 & 9 months - Adults	1,466	3,536	41.5%	52.8%	52.5%	50.4%
% of FP17s for Band 1 Urgent Courses	300	4,751	6.3%	7.6%	9.3%	9.1%
% of FP17s Relating to Free Repair or Replacements	38	4,751	0.8%	1.3%	1.0%	0.8%
% of FP17s Relating to Continuations	69	4,751	1.5%	1.6%	1.5%	1.3%
% of Patients satisfied with the dentistry they have received	12	13	92.3%	94.2%	93.1%	92.7%
% of Patients satisfied with the time they had to wait for an appointment	5	13	38.5%	89.1%	89.8%	88.8%

\* This is based on patients treated on this contract for their most recent course of treatment. Figures in italics indicate the base number of FP17s or Patient Questionnaire responses are less than 100. N/A is shown where the base number of responses is less than 10 during the period. % is calculated as Quantity/Base number\*100

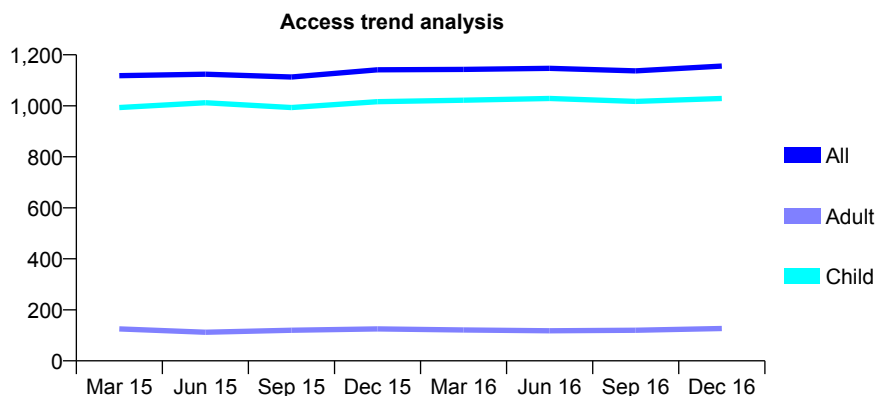
## Q51 - Vital Signs At a Glance Contract Report for 159603/0001 - December 2016

Name or company name	GHB
Contract type name	GDS Contract
Purpose of contract	General
Contract start date	01/04/2012
Contract end date	

16/17 Contracted general activity (UDA)	2,915
Carry forward general activity (UDA)	1
16/17 Contracted orthodontic activity (UOA)	0
Carry forward orthodontic activity (UOA)	0
Baseline contract value	£54,986.92

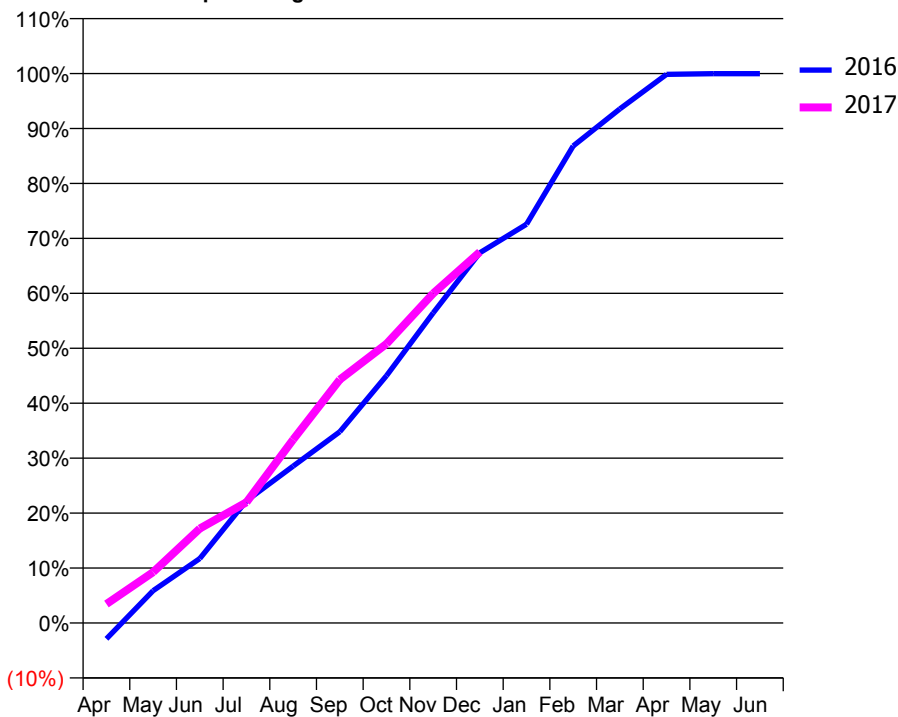
### ACCESS\*

Patients seen in 24 months	Total	Change since previous quarter
Quarter ending December 2015	1,141	
Quarter ending March 2016	1,143	→
Quarter ending June 2016	1,147	→
Quarter ending September 2016	1,137	→
Quarter ending December 2016	1,156	→
<b>Variance since December 2015</b>	<b>1.3%</b>	<b>→</b>



### ACTIVITY

Cumulative percentage of contracted UDA delivered 2016 & 2017



Month	Adjusted Scheduled Activity (UDA)	
	2016	2017
April	-85	101
May	172	270
June	342	501
July	648	640
August	832	973
September	1,015	1,291
October	1,312	1,481
November	1,645	1,748
December	1,964	1,968
January	2,115	
February	2,531	
March	2,728	
April	2,911	
May	2,914	
June	2,914	

### QUALITY

	Quantity	Base Number	Contract	AT	Region	England
% of FP17s for the same patient ID Re-attending within 3 months - Children	170	1,372	12.4%	10.7%	13.4%	12.4%
% of FP17s for the same patient ID Re-attending within 3 months - Adults	0	0	N/A	15.4%	17.3%	16.6%
% of FP17s for the same patient ID Re-attending between 3 & 9 months - Children	803	1,372	58.5%	58.5%	58.9%	57.5%
% of FP17s for the same patient ID Re-attending between 3 & 9 months - Adults	0	0	N/A	52.8%	52.5%	50.4%
% of FP17s for Band 1 Urgent Courses	46	1,274	3.6%	7.6%	9.3%	9.1%
% of FP17s Relating to Free Repair or Replacements	0	1,274	0.0%	1.3%	1.0%	0.8%
% of FP17s Relating to Continuations	6	1,274	0.5%	1.6%	1.5%	1.3%
% of Patients satisfied with the dentistry they have received	0	0	N/A	94.2%	93.1%	92.7%
% of Patients satisfied with the time they had to wait for an appointment	0	0	N/A	89.1%	89.8%	88.8%

\* This is based on patients treated on this contract for their most recent course of treatment. Figures in italics indicate the base number of FP17s or Patient Questionnaire responses are less than 100. N/A is shown where the base number of responses is less than 10 during the period. % is calculated as Quantity/Base number\*100

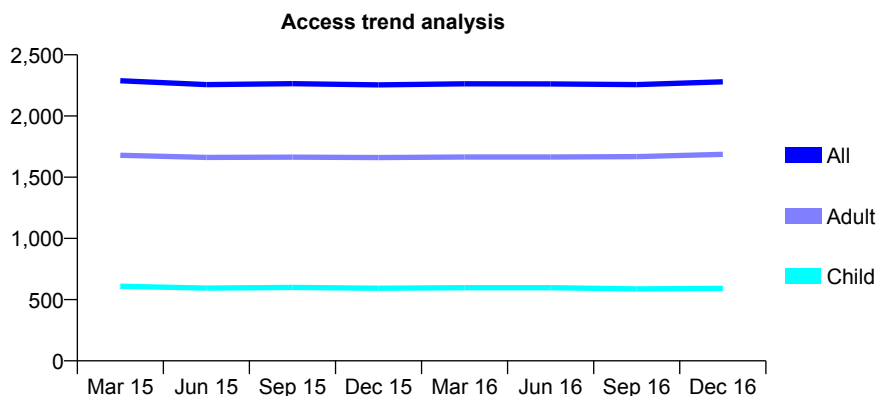
## Q51 - Vital Signs At a Glance Contract Report for 160938/0001 - December 2016

Name or company name	Woodseats Dental Care
Contract type name	GDS Contract
Purpose of contract	General
Contract start date	01/04/2006
Contract end date	

16/17 Contracted general activity (UDA)	7,844
Carry forward general activity (UDA)	-48
16/17 Contracted orthodontic activity (UOA)	0
Carry forward orthodontic activity (UOA)	0
Baseline contract value	£187,277.80

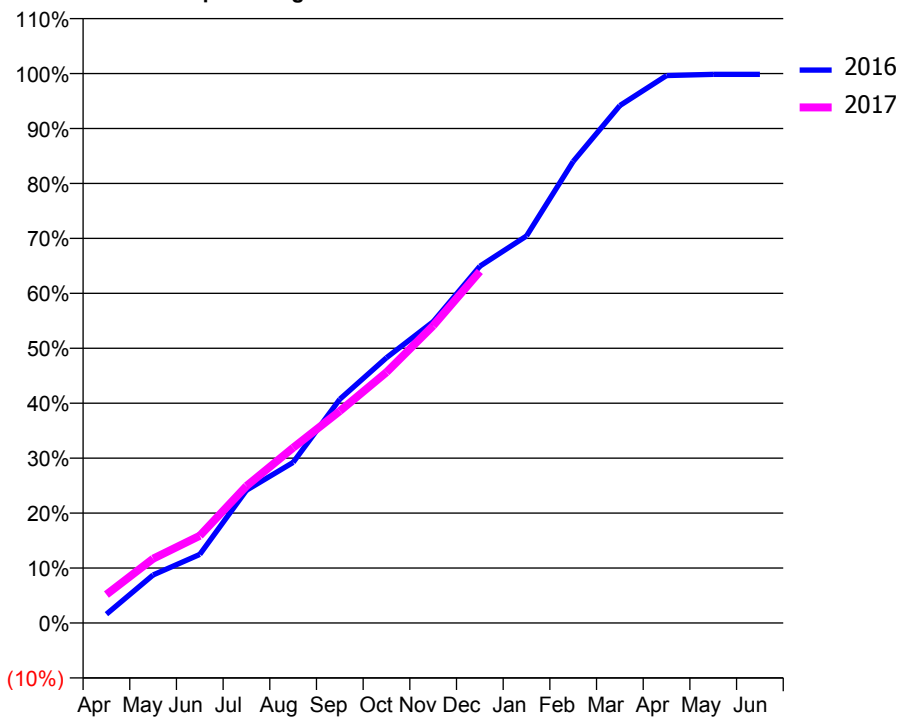
### ACCESS\*

Patients seen in 24 months	Total	Change since previous quarter
Quarter ending December 2015	2,254	
Quarter ending March 2016	2,263	→
Quarter ending June 2016	2,262	→
Quarter ending September 2016	2,256	→
Quarter ending December 2016	2,279	→
<b>Variance since December 2015</b>	<b>1.1%</b>	<b>→</b>



### ACTIVITY

Cumulative percentage of contracted UDA delivered 2016 & 2017



Month	Adjusted Scheduled Activity (UDA)	
	2016	2017
April	127	406
May	685	918
June	980	1,245
July	1,895	1,957
August	2,293	2,502
September	3,195	3,025
October	3,787	3,580
November	4,301	4,244
December	5,093	5,018
January	5,525	
February	6,589	
March	7,386	
April	7,816	
May	7,832	
June	7,832	

### QUALITY

	Quantity	Base Number	Contract	AT	Region	England
% of FP17s for the same patient ID Re-attending within 3 months - Children	40	707	5.7%	10.7%	13.4%	12.4%
% of FP17s for the same patient ID Re-attending within 3 months - Adults	415	2,223	18.7%	15.4%	17.3%	16.6%
% of FP17s for the same patient ID Re-attending between 3 & 9 months - Children	435	707	61.5%	58.5%	58.9%	57.5%
% of FP17s for the same patient ID Re-attending between 3 & 9 months - Adults	1,429	2,223	64.3%	52.8%	52.5%	50.4%
% of FP17s for Band 1 Urgent Courses	77	2,703	2.8%	7.6%	9.3%	9.1%
% of FP17s Relating to Free Repair or Replacements	11	2,703	0.4%	1.3%	1.0%	0.8%
% of FP17s Relating to Continuations	29	2,703	1.1%	1.6%	1.5%	1.3%
% of Patients satisfied with the dentistry they have received	7	9	N/A	94.2%	93.1%	92.7%
% of Patients satisfied with the time they had to wait for an appointment	8	9	N/A	89.1%	89.8%	88.8%

\* This is based on patients treated on this contract for their most recent course of treatment. Figures in italics indicate the base number of FP17s or Patient Questionnaire responses are less than 100. N/A is shown where the base number of responses is less than 10 during the period. % is calculated as Quantity/Base number\*100

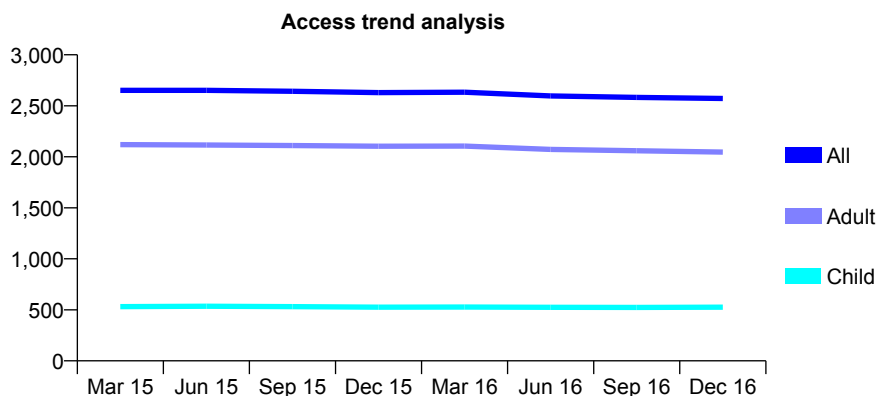
## Q51 - Vital Signs At a Glance Contract Report for 161772/0001 - December 2016

Name or company name	J G Lafferty & N C Dalton
Contract type name	GDS Contract
Purpose of contract	General
Contract start date	01/04/2006
Contract end date	

16/17 Contracted general activity (UDA)	8,857
Carry forward general activity (UDA)	-75
16/17 Contracted orthodontic activity (UOA)	0
Carry forward orthodontic activity (UOA)	0
Baseline contract value	£235,530.20

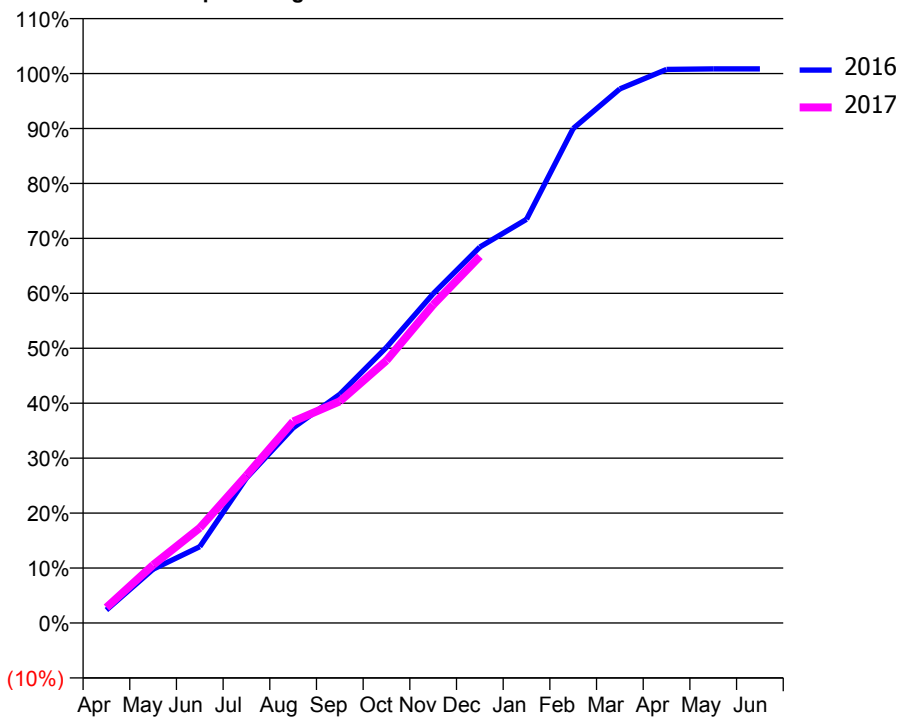
### ACCESS\*

Patients seen in 24 months	Total	Change since previous quarter
Quarter ending December 2015	2,630	
Quarter ending March 2016	2,633	→
Quarter ending June 2016	2,597	↓
Quarter ending September 2016	2,582	→
Quarter ending December 2016	2,572	→
<b>Variance since December 2015</b>	<b>(2.2%)</b>	<b>↓</b>



### ACTIVITY

Cumulative percentage of contracted UDA delivered 2016 & 2017



Month	Adjusted Scheduled Activity (UDA)	
	2016	2017
April	210	251
May	867	936
June	1,230	1,534
July	2,337	2,377
August	3,146	3,249
September	3,686	3,573
October	4,444	4,231
November	5,309	5,129
December	6,061	5,910
January	6,506	
February	7,970	
March	8,608	
April	8,923	
May	8,932	
June	8,932	

### QUALITY

	Quantity	Base Number	Contract	AT	Region	England
% of FP17s for the same patient ID Re-attending within 3 months - Children	45	692	6.5%	10.7%	13.4%	12.4%
% of FP17s for the same patient ID Re-attending within 3 months - Adults	347	2,982	11.6%	15.4%	17.3%	16.6%
% of FP17s for the same patient ID Re-attending between 3 & 9 months - Children	515	692	74.4%	58.5%	58.9%	57.5%
% of FP17s for the same patient ID Re-attending between 3 & 9 months - Adults	2,365	2,982	79.3%	52.8%	52.5%	50.4%
% of FP17s for Band 1 Urgent Courses	140	3,441	4.1%	7.6%	9.3%	9.1%
% of FP17s Relating to Free Repair or Replacements	25	3,441	0.7%	1.3%	1.0%	0.8%
% of FP17s Relating to Continuations	15	3,441	0.4%	1.6%	1.5%	1.3%
% of Patients satisfied with the dentistry they have received	15	15	100.0%	94.2%	93.1%	92.7%
% of Patients satisfied with the time they had to wait for an appointment	15	15	100.0%	89.1%	89.8%	88.8%

\* This is based on patients treated on this contract for their most recent course of treatment. Figures in italics indicate the base number of FP17s or Patient Questionnaire responses are less than 100. N/A is shown where the base number of responses is less than 10 during the period. % is calculated as Quantity/Base number\*100

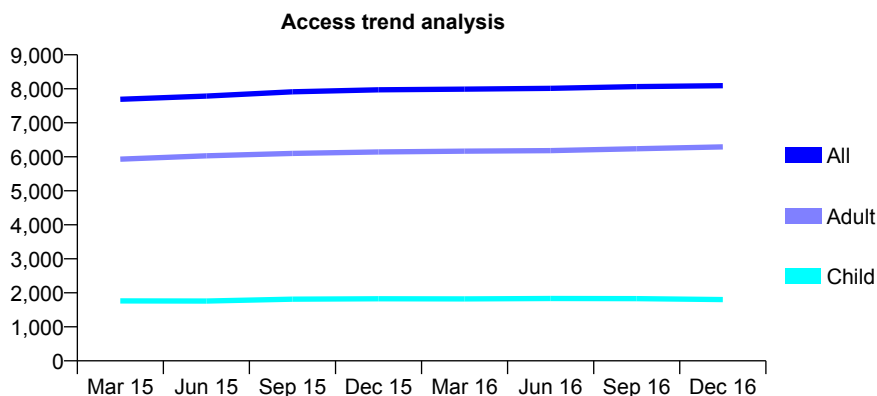
## Q51 - Vital Signs At a Glance Contract Report for 162949/0001 - December 2016

Name or company name	Yorkshire and Humberside CDA Ltd t/a Ger
Contract type name	GDS Contract
Purpose of contract	General
Contract start date	01/09/2008
Contract end date	

16/17 Contracted general activity (UDA)	27,279
Carry forward general activity (UDA)	33
16/17 Contracted orthodontic activity (UOA)	0
Carry forward orthodontic activity (UOA)	0
Baseline contract value	£763,282.78

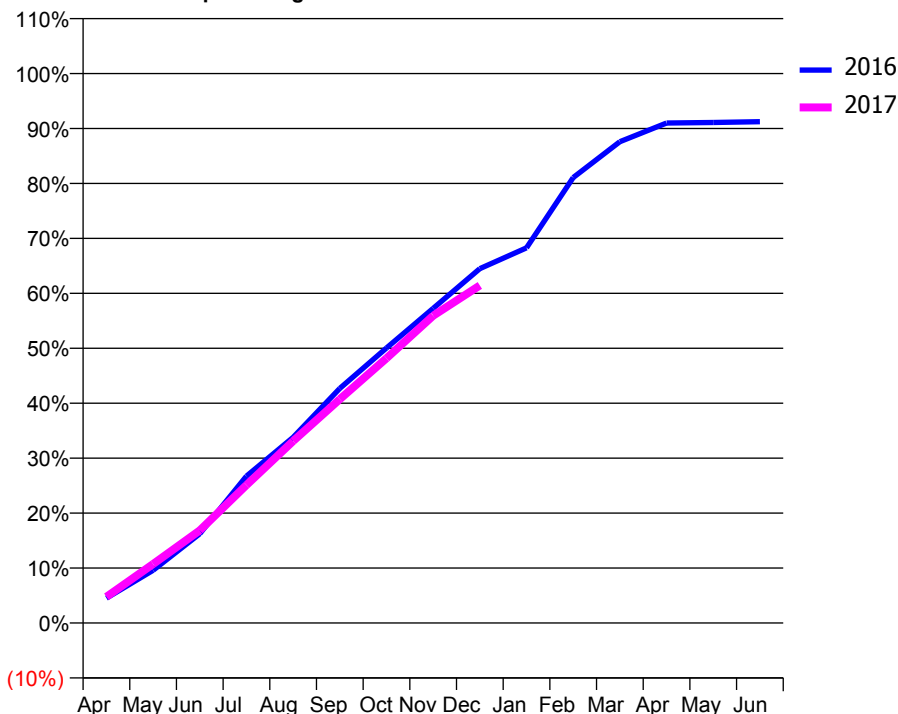
### ACCESS\*

Patients seen in 24 months	Total	Change since previous quarter
Quarter ending December 2015	7,969	
Quarter ending March 2016	7,991	→
Quarter ending June 2016	8,014	→
Quarter ending September 2016	8,065	→
Quarter ending December 2016	8,092	→
<b>Variance since December 2015</b>	<b>1.5%</b>	<b>→</b>



### ACTIVITY

Cumulative percentage of contracted UDA delivered 2016 & 2017



Month	Adjusted Scheduled Activity (UDA)	
	2016	2017
April	1,236	1,301
May	2,620	2,931
June	4,435	4,597
July	7,293	6,847
August	9,221	9,030
September	11,650	11,112
October	13,653	13,144
November	15,617	15,254
December	17,590	16,758
January	18,625	
February	22,110	
March	23,891	
April	24,818	
May	24,850	
June	24,888	

### QUALITY

	Quantity	Base Number	Contract	AT	Region	England
% of FP17s for the same patient ID Re-attending within 3 months - Children	270	2,142	12.6%	10.7%	13.4%	12.4%
% of FP17s for the same patient ID Re-attending within 3 months - Adults	1,138	6,778	16.8%	15.4%	17.3%	16.6%
% of FP17s for the same patient ID Re-attending between 3 & 9 months - Children	1,384	2,142	64.6%	58.5%	58.9%	57.5%
% of FP17s for the same patient ID Re-attending between 3 & 9 months - Adults	3,881	6,778	57.3%	52.8%	52.5%	50.4%
% of FP17s for Band 1 Urgent Courses	945	8,182	11.5%	7.6%	9.3%	9.1%
% of FP17s Relating to Free Repair or Replacements	88	8,182	1.1%	1.3%	1.0%	0.8%
% of FP17s Relating to Continuations	87	8,182	1.1%	1.6%	1.5%	1.3%
% of Patients satisfied with the dentistry they have received	10	10	100.0%	94.2%	93.1%	92.7%
% of Patients satisfied with the time they had to wait for an appointment	10	10	100.0%	89.1%	89.8%	88.8%

\* This is based on patients treated on this contract for their most recent course of treatment. Figures in italics indicate the base number of FP17s or Patient Questionnaire responses are less than 100. N/A is shown where the base number of responses is less than 10 during the period. % is calculated as Quantity/Base number\*100



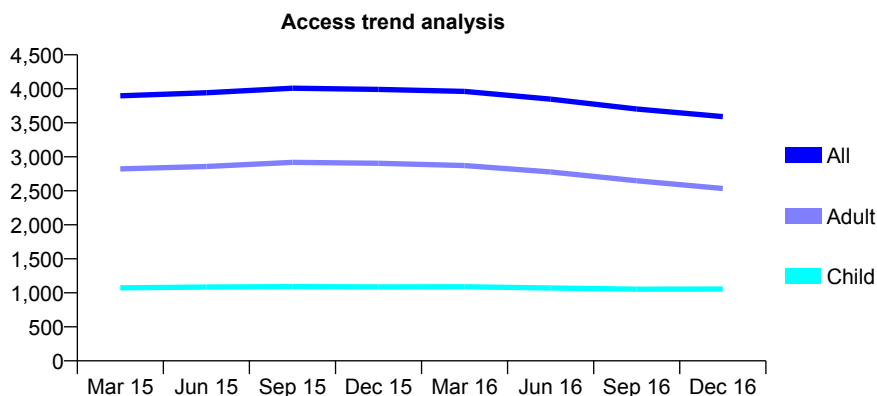
## Q51 - Vital Signs At a Glance Contract Report for 162949/0002 - December 2016

Name or company name	Lowedges Dental Care Limited
Contract type name	GDS Contract
Purpose of contract	General
Contract start date	16/12/2008
Contract end date	

16/17 Contracted general activity (UDA)	11,332
Carry forward general activity (UDA)	-227
16/17 Contracted orthodontic activity (UOA)	0
Carry forward orthodontic activity (UOA)	0
Baseline contract value	£339,875.43

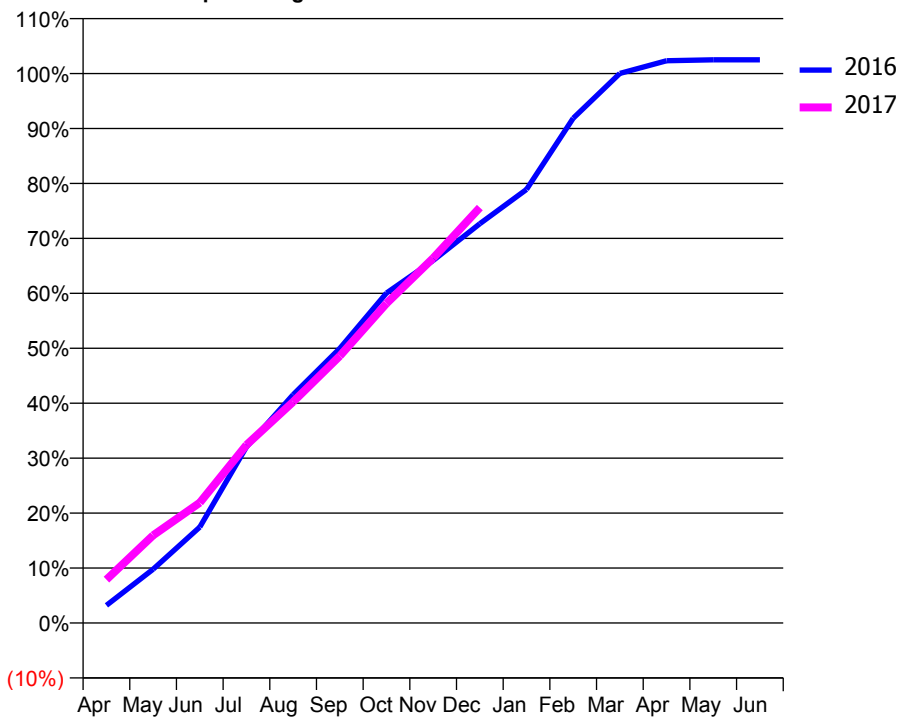
### ACCESS\*

Patients seen in 24 months	Total	Change since previous quarter
Quarter ending December 2015	3,992	
Quarter ending March 2016	3,962	→
Quarter ending June 2016	3,848	↓
Quarter ending September 2016	3,702	↓
Quarter ending December 2016	3,591	↓
<b>Variance since December 2015</b>	<b>(10.0%)</b>	↓



### ACTIVITY

Cumulative percentage of contracted UDA delivered 2016 & 2017



Month	2016	2017
April	365	896
May	1,110	1,807
June	1,980	2,481
July	3,632	3,672
August	4,709	4,561
September	5,663	5,507
October	6,803	6,590
November	7,475	7,526
December	8,234	8,567
January	8,940	
February	10,409	
March	11,334	
April	11,596	
May	11,614	
June	11,614	

### QUALITY

	Quantity	Base Number	Contract	AT	Region	England
% of FP17s for the same patient ID Re-attending within 3 months - Children	91	1,060	8.6%	10.7%	13.4%	12.4%
% of FP17s for the same patient ID Re-attending within 3 months - Adults	514	2,317	22.2%	15.4%	17.3%	16.6%
% of FP17s for the same patient ID Re-attending between 3 & 9 months - Children	487	1,060	45.9%	58.5%	58.9%	57.5%
% of FP17s for the same patient ID Re-attending between 3 & 9 months - Adults	1,015	2,317	43.8%	52.8%	52.5%	50.4%
% of FP17s for Band 1 Urgent Courses	172	3,288	5.2%	7.6%	9.3%	9.1%
% of FP17s Relating to Free Repair or Replacements	54	3,288	1.6%	1.3%	1.0%	0.8%
% of FP17s Relating to Continuations	169	3,288	5.1%	1.6%	1.5%	1.3%
% of Patients satisfied with the dentistry they have received	7	8	N/A	94.2%	93.1%	92.7%
% of Patients satisfied with the time they had to wait for an appointment	7	8	N/A	89.1%	89.8%	88.8%

\* This is based on patients treated on this contract for their most recent course of treatment. Figures in italics indicate the base number of FP17s or Patient Questionnaire responses are less than 100. N/A is shown where the base number of responses is less than 10 during the period. % is calculated as Quantity/Base number\*100

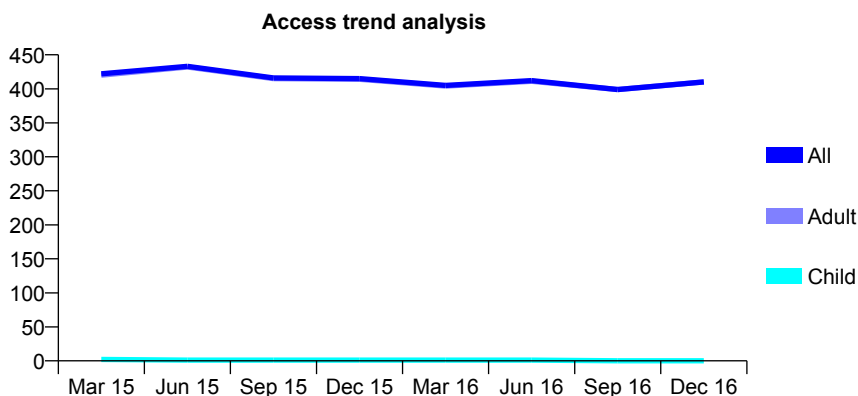
## Q51 - Vital Signs At a Glance Contract Report for 162949/0003 - December 2016

Name or company name	Lowedges Dental Care Limited
Contract type name	GDS Contract
Purpose of contract	General
Contract start date	16/12/2008
Contract end date	

16/17 Contracted general activity (UDA)	1,330
Carry forward general activity (UDA)	0
16/17 Contracted orthodontic activity (UOA)	0
Carry forward orthodontic activity (UOA)	0
Baseline contract value	£69,082.31

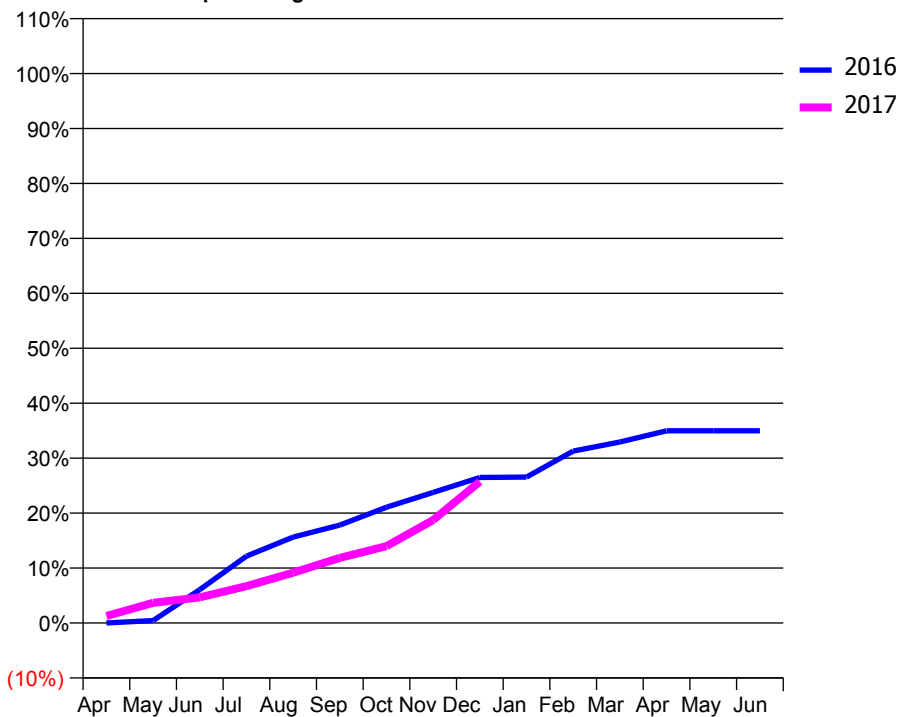
### ACCESS\*

Patients seen in 24 months	Total	Change since previous quarter
Quarter ending December 2015	415	
Quarter ending March 2016	405	↓
Quarter ending June 2016	412	→
Quarter ending September 2016	399	↓
Quarter ending December 2016	410	↑
<b>Variance since December 2015</b>	<b>(1.2%)</b>	<b>↓</b>



### ACTIVITY

Cumulative percentage of contracted UDA delivered 2016 & 2017



Month	Adjusted Scheduled Activity (UDA)	
	2016	2017
April	0	17
May	6	49
June	81	62
July	162	89
August	208	122
September	237	158
October	280	186
November	316	249
December	352	342
January	353	
February	416	
March	438	
April	465	
May	465	
June	465	

### QUALITY

	Quantity	Base Number	Contract	AT	Region	England
% of FP17s for the same patient ID Re-attending within 3 months - Children	0	0	N/A	10.7%	13.4%	12.4%
% of FP17s for the same patient ID Re-attending within 3 months - Adults	4	220	1.8%	15.4%	17.3%	16.6%
% of FP17s for the same patient ID Re-attending between 3 & 9 months - Children	0	0	N/A	58.5%	58.9%	57.5%
% of FP17s for the same patient ID Re-attending between 3 & 9 months - Adults	11	220	5.0%	52.8%	52.5%	50.4%
% of FP17s for Band 1 Urgent Courses	11	193	5.7%	7.6%	9.3%	9.1%
% of FP17s Relating to Free Repair or Replacements	0	193	0.0%	1.3%	1.0%	0.8%
% of FP17s Relating to Continuations	2	193	1.0%	1.6%	1.5%	1.3%
% of Patients satisfied with the dentistry they have received	0	0	N/A	94.2%	93.1%	92.7%
% of Patients satisfied with the time they had to wait for an appointment	0	0	N/A	89.1%	89.8%	88.8%

\* This is based on patients treated on this contract for their most recent course of treatment. Figures in italics indicate the base number of FP17s or Patient Questionnaire responses are less than 100. N/A is shown where the base number of responses is less than 10 during the period. % is calculated as Quantity/Base number\*100

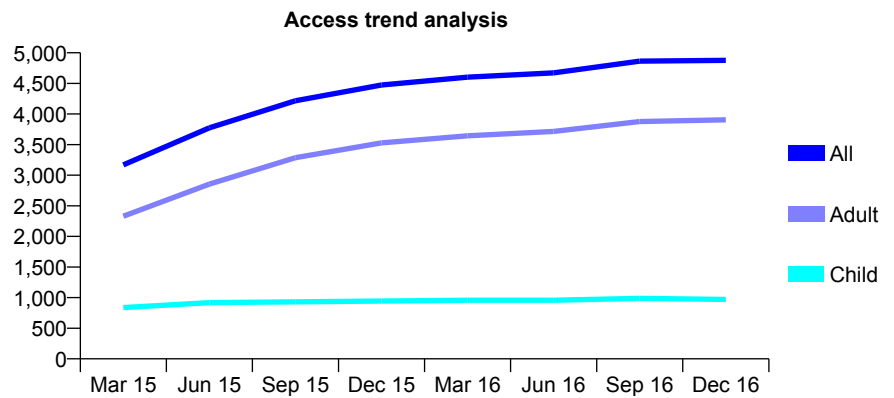
## Q51 - Vital Signs At a Glance Contract Report for 163848/0001 - December 2016

Name or company name	Southfield Dental Practice Partnership
Contract type name	GDS Contract
Purpose of contract	General
Contract start date	01/10/2014
Contract end date	

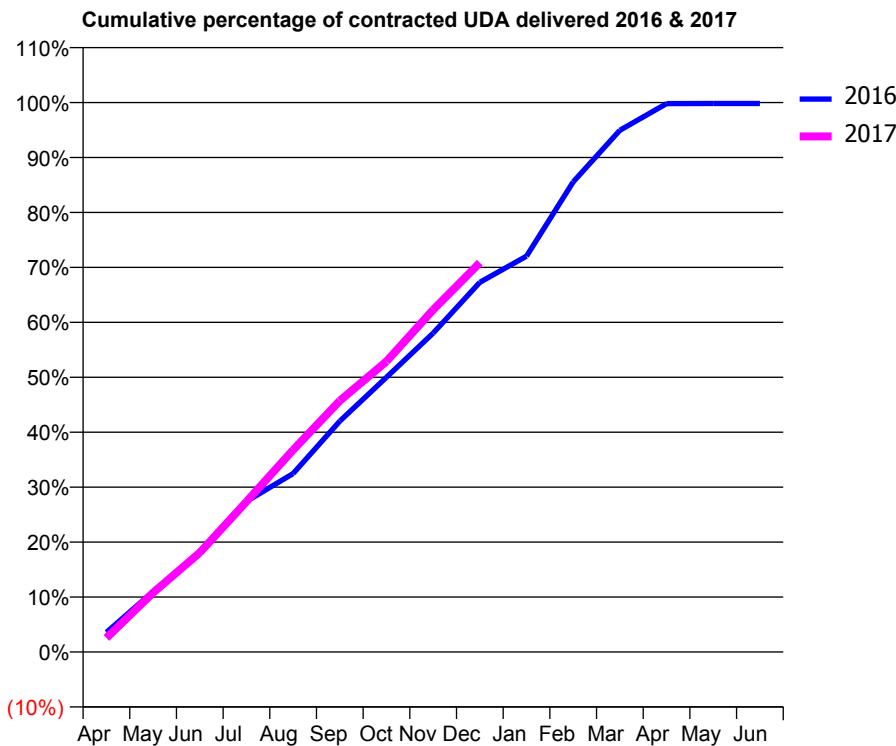
16/17 Contracted general activity (UDA)	13,801
Carry forward general activity (UDA)	24
16/17 Contracted orthodontic activity (UOA)	0
Carry forward orthodontic activity (UOA)	0
Baseline contract value	£390,548.57

### ACCESS\*

Patients seen in 24 months	Total	Change since previous quarter
Quarter ending December 2015	4,474	
Quarter ending March 2016	4,602	↑
Quarter ending June 2016	4,673	→
Quarter ending September 2016	4,864	↑
Quarter ending December 2016	4,876	→
<b>Variance since December 2015</b>	<b>9.0%</b>	<b>↑</b>



### ACTIVITY



Month	Adjusted Scheduled Activity (UDA)	
	2016	2017
April	495	355
May	1,519	1,488
June	2,498	2,495
July	3,784	3,775
August	4,483	5,076
September	5,798	6,313
October	6,901	7,299
November	8,010	8,597
December	9,286	9,777
January	9,942	
February	11,809	
March	13,104	
April	13,774	
May	13,776	
June	13,777	

### QUALITY

	Quantity	Base Number	Contract	AT	Region	England
% of FP17s for the same patient ID Re-attending within 3 months - Children	103	1,436	7.2%	10.7%	13.4%	12.4%
% of FP17s for the same patient ID Re-attending within 3 months - Adults	649	4,246	15.3%	15.4%	17.3%	16.6%
% of FP17s for the same patient ID Re-attending between 3 & 9 months - Children	1,106	1,436	77.0%	58.5%	58.9%	57.5%
% of FP17s for the same patient ID Re-attending between 3 & 9 months - Adults	1,780	4,246	41.9%	52.8%	52.5%	50.4%
% of FP17s for Band 1 Urgent Courses	237	5,366	4.4%	7.6%	9.3%	9.1%
% of FP17s Relating to Free Repair or Replacements	40	5,366	0.7%	1.3%	1.0%	0.8%
% of FP17s Relating to Continuations	178	5,366	3.3%	1.6%	1.5%	1.3%
% of Patients satisfied with the dentistry they have received	12	12	100.0%	94.2%	93.1%	92.7%
% of Patients satisfied with the time they had to wait for an appointment	12	12	100.0%	89.1%	89.8%	88.8%

\* This is based on patients treated on this contract for their most recent course of treatment. Figures in italics indicate the base number of FP17s or Patient Questionnaire responses are less than 100. N/A is shown where the base number of responses is less than 10 during the period. % is calculated as Quantity/Base number\*100

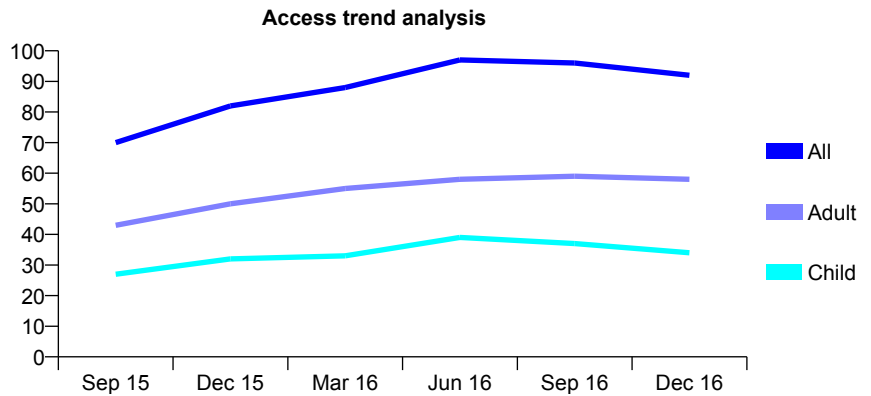
## Q51 - Vital Signs At a Glance Contract Report for 165026/0004 - December 2016

Name or company name	Nottinghamshire Healthcare NHS Trust
Contract type name	PDS Contract
Purpose of contract	General
Contract start date	01/04/2012
Contract end date	

16/17 Contracted general activity (UDA)	900
Carry forward general activity (UDA)	0
16/17 Contracted orthodontic activity (UOA)	0
Carry forward orthodontic activity (UOA)	0
Baseline contract value	£22,136.11

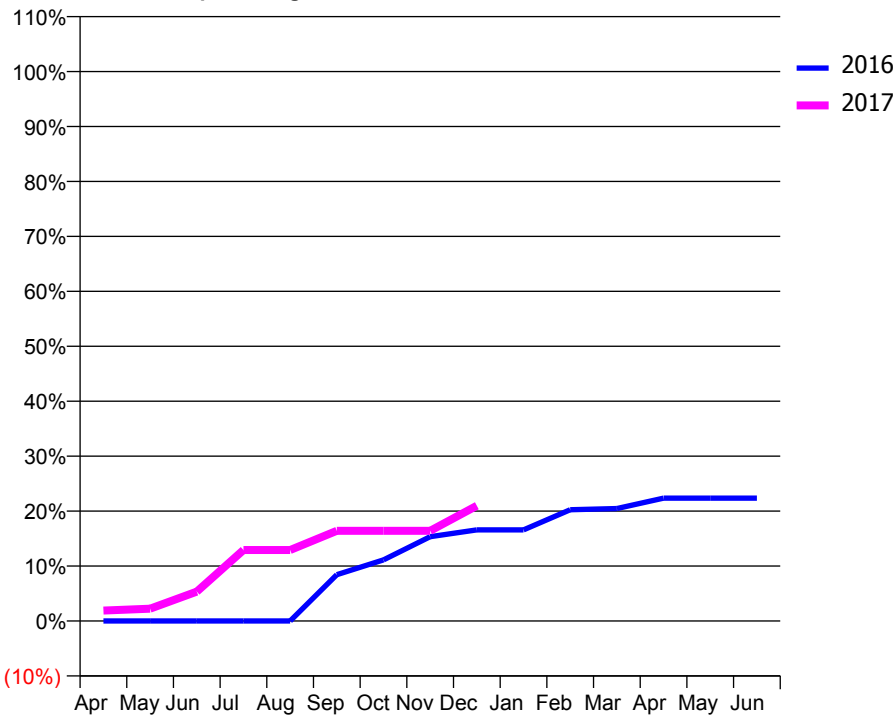
### ACCESS\*

Patients seen in 24 months	Total	Change since previous quarter
Quarter ending December 2015	82	
Quarter ending March 2016	88	↑
Quarter ending June 2016	97	↑
Quarter ending September 2016	96	↓
Quarter ending December 2016	92	↓
<b>Variance since December 2015</b>	12.2%	↑



### ACTIVITY

Cumulative percentage of contracted UDA delivered 2016 & 2017



Month	Adjusted Scheduled Activity (UDA)	
	2016	2017
April	0	17
May	0	20
June	0	48
July	0	116
August	0	116
September	76	148
October	100	148
November	138	148
December	149	189
January	149	
February	182	
March	184	
April	201	
May	201	
June	201	

### QUALITY

	Quantity	Base Number	Contract	AT	Region	England
% of FP17s for the same patient ID Re-attending within 3 months - Children	2	41	4.9%	10.7%	13.4%	12.4%
% of FP17s for the same patient ID Re-attending within 3 months - Adults	3	69	4.3%	15.4%	17.3%	16.6%
% of FP17s for the same patient ID Re-attending between 3 & 9 months - Children	15	41	36.6%	58.5%	58.9%	57.5%
% of FP17s for the same patient ID Re-attending between 3 & 9 months - Adults	39	69	56.5%	52.8%	52.5%	50.4%
% of FP17s for Band 1 Urgent Courses	4	101	4.0%	7.6%	9.3%	9.1%
% of FP17s Relating to Free Repair or Replacements	0	101	0.0%	1.3%	1.0%	0.8%
% of FP17s Relating to Continuations	0	101	0.0%	1.6%	1.5%	1.3%
% of Patients satisfied with the dentistry they have received	1	1	N/A	94.2%	93.1%	92.7%
% of Patients satisfied with the time they had to wait for an appointment	1	1	N/A	89.1%	89.8%	88.8%

\* This is based on patients treated on this contract for their most recent course of treatment. Figures in italics indicate the base number of FP17s or Patient Questionnaire responses are less than 100. N/A is shown where the base number of responses is less than 10 during the period. % is calculated as Quantity/Base number\*100

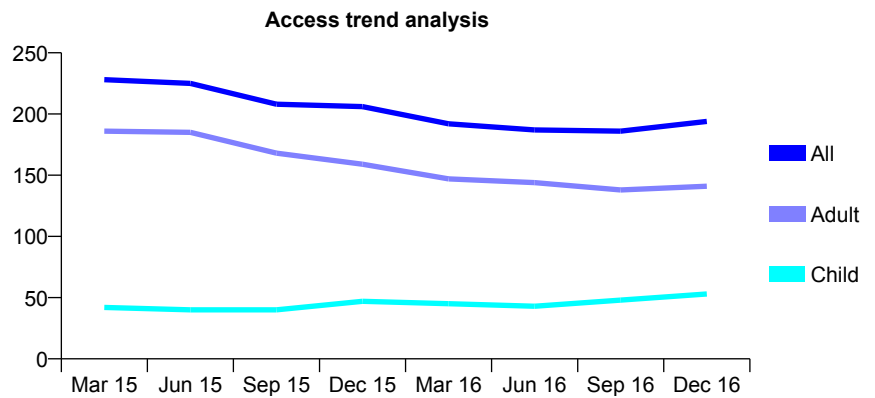
## Q51 - Vital Signs At a Glance Contract Report for 165026/0005 - December 2016

Name or company name	Nottinghamshire Healthcare NHS Trust
Contract type name	PDS Contract
Purpose of contract	General
Contract start date	01/04/2012
Contract end date	

16/17 Contracted general activity (UDA)	2,700
Carry forward general activity (UDA)	0
16/17 Contracted orthodontic activity (UOA)	0
Carry forward orthodontic activity (UOA)	0
Baseline contract value	£156,422.36

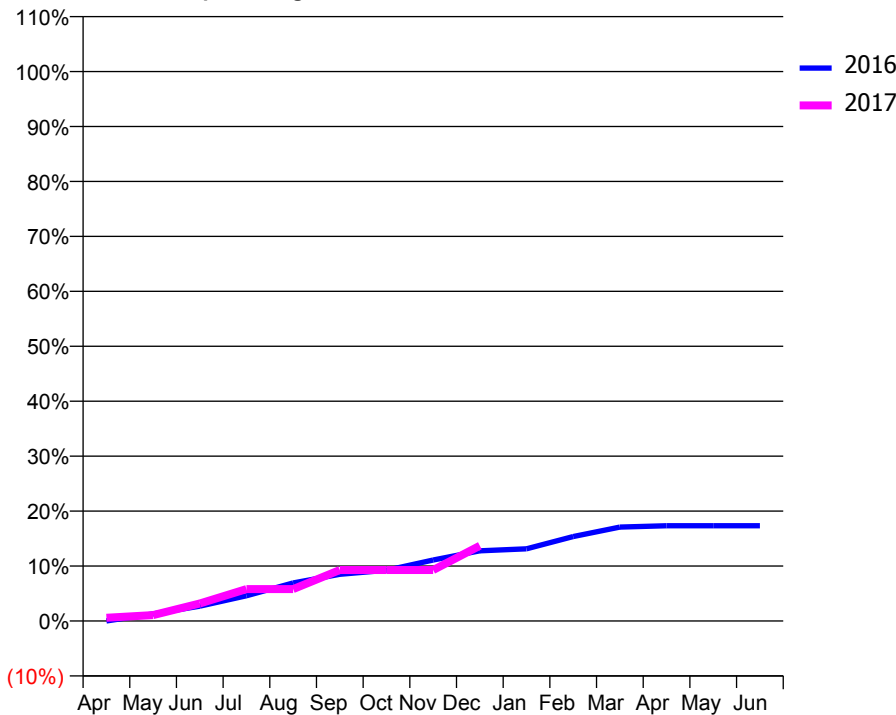
### ACCESS\*

Patients seen in 24 months	Total	Change since previous quarter
Quarter ending December 2015	206	
Quarter ending March 2016	192	↓
Quarter ending June 2016	187	↓
Quarter ending September 2016	186	→
Quarter ending December 2016	194	↑
<b>Variance since December 2015</b>	<b>(5.8%)</b>	<b>↓</b>



### ACTIVITY

Cumulative percentage of contracted UDA delivered 2016 & 2017



Month	Adjusted Scheduled Activity (UDA)	
	2016	2017
April	0	16
May	35	29
June	73	86
July	124	157
August	187	157
September	229	250
October	249	250
November	300	250
December	345	370
January	355	
February	415	
March	461	
April	468	
May	468	
June	468	

### QUALITY

	Quantity	Base Number	Contract	AT	Region	England
% of FP17s for the same patient ID Re-attending within 3 months - Children	2	62	3.2%	10.7%	13.4%	12.4%
% of FP17s for the same patient ID Re-attending within 3 months - Adults	5	149	3.4%	15.4%	17.3%	16.6%
% of FP17s for the same patient ID Re-attending between 3 & 9 months - Children	27	62	43.5%	58.5%	58.9%	57.5%
% of FP17s for the same patient ID Re-attending between 3 & 9 months - Adults	87	149	58.4%	52.8%	52.5%	50.4%
% of FP17s for Band 1 Urgent Courses	3	205	1.5%	7.6%	9.3%	9.1%
% of FP17s Relating to Free Repair or Replacements	1	205	0.5%	1.3%	1.0%	0.8%
% of FP17s Relating to Continuations	0	205	0.0%	1.6%	1.5%	1.3%
% of Patients satisfied with the dentistry they have received	0	0	N/A	94.2%	93.1%	92.7%
% of Patients satisfied with the time they had to wait for an appointment	0	0	N/A	89.1%	89.8%	88.8%

\* This is based on patients treated on this contract for their most recent course of treatment. Figures in italics indicate the base number of FP17s or Patient Questionnaire responses are less than 100. N/A is shown where the base number of responses is less than 10 during the period. % is calculated as Quantity/Base number\*100

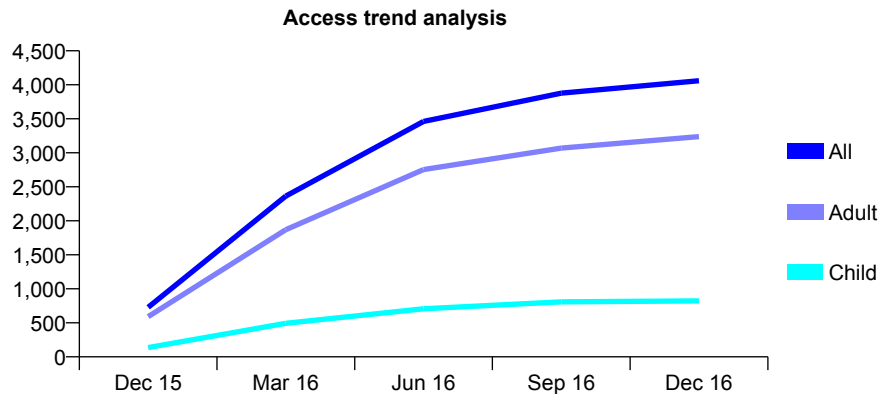
## Q51 - Vital Signs At a Glance Contract Report for 166626/0001 - December 2016

Name or company name	Impressions Dental Care Limited
Contract type name	GDS Contract
Purpose of contract	General
Contract start date	01/11/2015
Contract end date	

16/17 Contracted general activity (UDA)	13,344
Carry forward general activity (UDA)	106
16/17 Contracted orthodontic activity (UOA)	0
Carry forward orthodontic activity (UOA)	0
Baseline contract value	£377,607.59

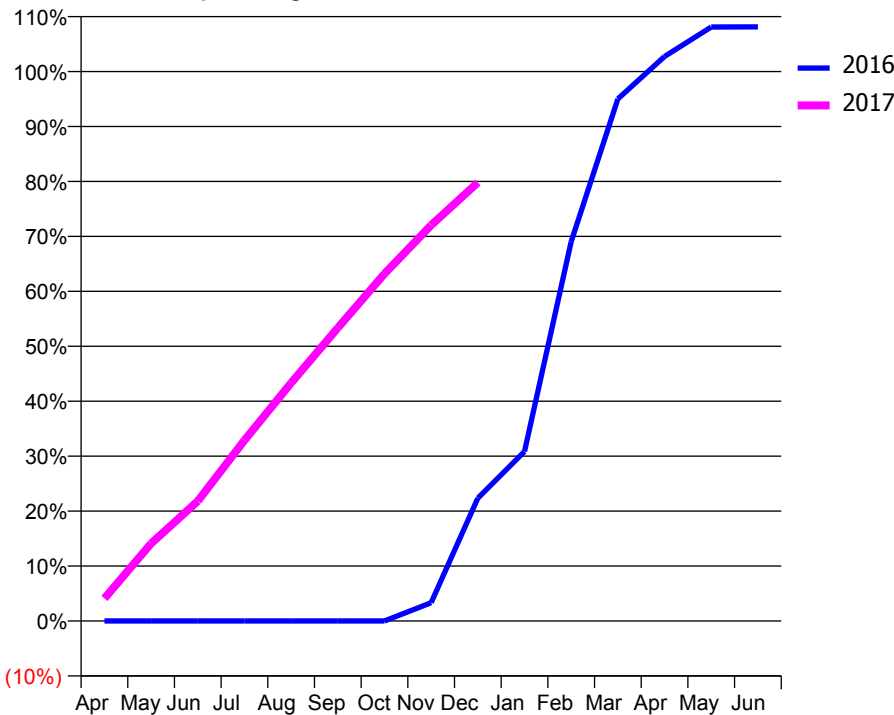
### ACCESS\*

Patients seen in 24 months	Total	Change since previous quarter
Quarter ending December 2015	729	
Quarter ending March 2016	2,363	↑
Quarter ending June 2016	3,461	↑
Quarter ending September 2016	3,878	↑
Quarter ending December 2016	4,060	↑
<b>Variance since December 2015</b>	<b>456.9%</b>	<b>↑</b>



### ACTIVITY

Cumulative percentage of contracted UDA delivered 2016 & 2017



Month	Adjusted Scheduled Activity (UDA)	
	2016	2017
April	0	549
May	0	1,883
June	0	2,912
July	0	4,388
August	0	5,782
September	0	7,120
October	0	8,435
November	186	9,611
December	1,244	10,650
January	1,716	
February	3,840	
March	5,283	
April	5,712	
May	6,010	
June	6,012	

### QUALITY

	Quantity	Base Number	Contract	AT	Region	England
% of FP17s for the same patient ID Re-attending within 3 months - Children	119	1,026	11.6%	10.7%	13.4%	12.4%
% of FP17s for the same patient ID Re-attending within 3 months - Adults	989	4,542	21.8%	15.4%	17.3%	16.6%
% of FP17s for the same patient ID Re-attending between 3 & 9 months - Children	454	1,026	44.2%	58.5%	58.9%	57.5%
% of FP17s for the same patient ID Re-attending between 3 & 9 months - Adults	2,037	4,542	44.8%	52.8%	52.5%	50.4%
% of FP17s for Band 1 Urgent Courses	641	5,224	12.3%	7.6%	9.3%	9.1%
% of FP17s Relating to Free Repair or Replacements	77	5,224	1.5%	1.3%	1.0%	0.8%
% of FP17s Relating to Continuations	71	5,224	1.4%	1.6%	1.5%	1.3%
% of Patients satisfied with the dentistry they have received	14	15	93.3%	94.2%	93.1%	92.7%
% of Patients satisfied with the time they had to wait for an appointment	13	15	86.7%	89.1%	89.8%	88.8%

\* This is based on patients treated on this contract for their most recent course of treatment. Figures in italics indicate the base number of FP17s or Patient Questionnaire responses are less than 100. N/A is shown where the base number of responses is less than 10 during the period. % is calculated as Quantity/Base number\*100

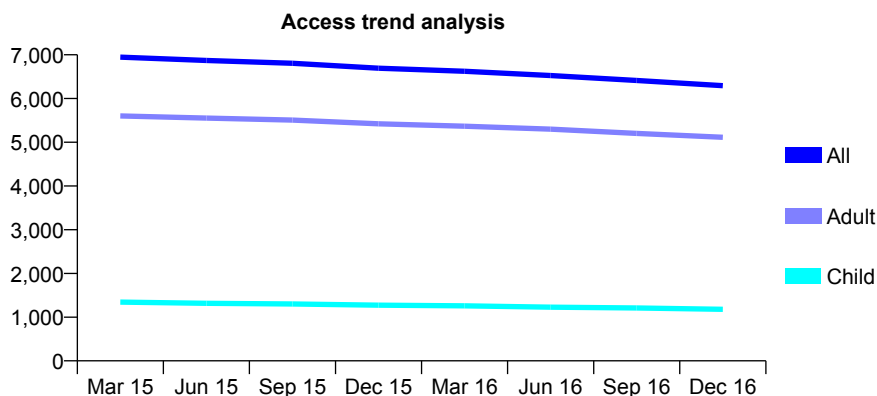
## Q51 - Vital Signs At a Glance Contract Report for 166723/0001 - December 2016

Name or company name	Woodhouse Dental Practice
Contract type name	GDS Contract
Purpose of contract	General
Contract start date	01/04/2013
Contract end date	

16/17 Contracted general activity (UDA)	21,329
Carry forward general activity (UDA)	-170
16/17 Contracted orthodontic activity (UOA)	0
Carry forward orthodontic activity (UOA)	0
Baseline contract value	£606,669.42

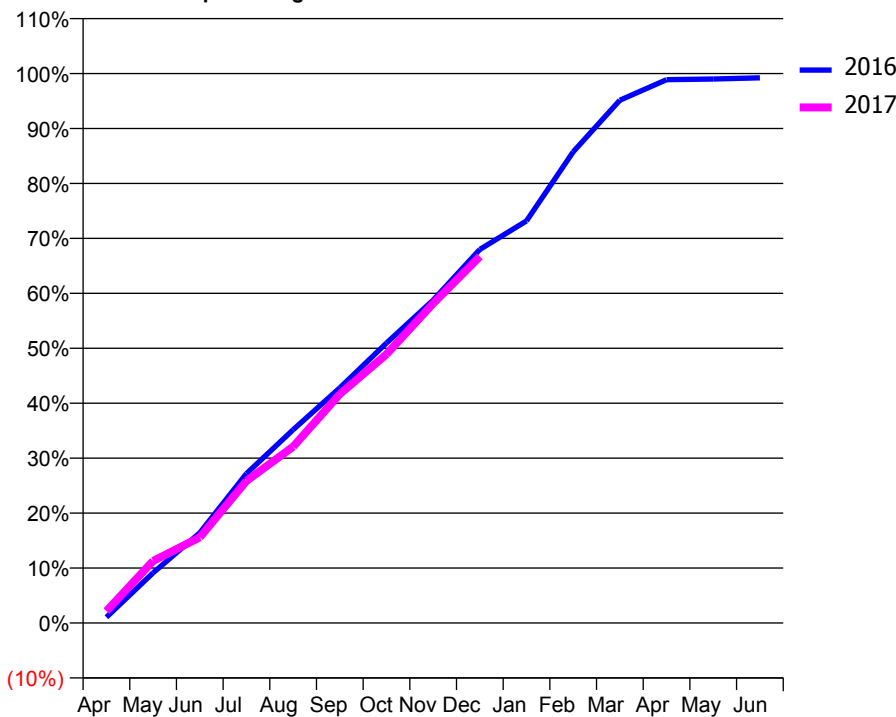
### ACCESS\*

Patients seen in 24 months	Total	Change since previous quarter
Quarter ending December 2015	6,694	
Quarter ending March 2016	6,624	↓
Quarter ending June 2016	6,527	↓
Quarter ending September 2016	6,413	↓
Quarter ending December 2016	6,295	↓
<b>Variance since December 2015</b>	<b>(6.0%)</b>	<b>↓</b>



### ACTIVITY

Cumulative percentage of contracted UDA delivered 2016 & 2017



Month	Adjusted Scheduled Activity (UDA)	
	2016	2017
April	224	462
May	1,948	2,408
June	3,503	3,325
July	5,802	5,517
August	7,504	6,846
September	9,126	8,884
October	10,866	10,434
November	12,536	12,406
December	14,498	14,225
January	15,608	
February	18,288	
March	20,292	
April	21,092	
May	21,118	
June	21,164	

### QUALITY

	Quantity	Base Number	Contract	AT	Region	England
% of FP17s for the same patient ID Re-attending within 3 months - Children	78	1,561	5.0%	10.7%	13.4%	12.4%
% of FP17s for the same patient ID Re-attending within 3 months - Adults	759	6,190	12.3%	15.4%	17.3%	16.6%
% of FP17s for the same patient ID Re-attending between 3 & 9 months - Children	1,197	1,561	76.7%	58.5%	58.9%	57.5%
% of FP17s for the same patient ID Re-attending between 3 & 9 months - Adults	4,090	6,190	66.1%	52.8%	52.5%	50.4%
% of FP17s for Band 1 Urgent Courses	352	7,359	4.8%	7.6%	9.3%	9.1%
% of FP17s Relating to Free Repair or Replacements	46	7,359	0.6%	1.3%	1.0%	0.8%
% of FP17s Relating to Continuations	117	7,359	1.6%	1.6%	1.5%	1.3%
% of Patients satisfied with the dentistry they have received	25	27	92.6%	94.2%	93.1%	92.7%
% of Patients satisfied with the time they had to wait for an appointment	23	27	85.2%	89.1%	89.8%	88.8%

\* This is based on patients treated on this contract for their most recent course of treatment. Figures in italics indicate the base number of FP17s or Patient Questionnaire responses are less than 100. N/A is shown where the base number of responses is less than 10 during the period. % is calculated as Quantity/Base number\*100



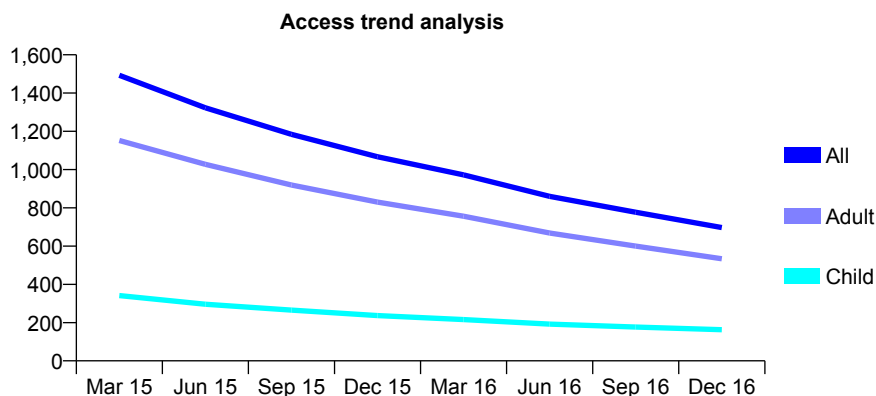
## Q51 - Vital Signs At a Glance Contract Report for 166944/0004 - December 2016

Name or company name	Sheffield SPDCS
Contract type name	PDS Contract
Purpose of contract	General
Contract start date	01/04/2010
Contract end date	

16/17 Contracted general activity (UDA)	3,887
Carry forward general activity (UDA)	0
16/17 Contracted orthodontic activity (UOA)	0
Carry forward orthodontic activity (UOA)	0
Baseline contract value	£484,032.71

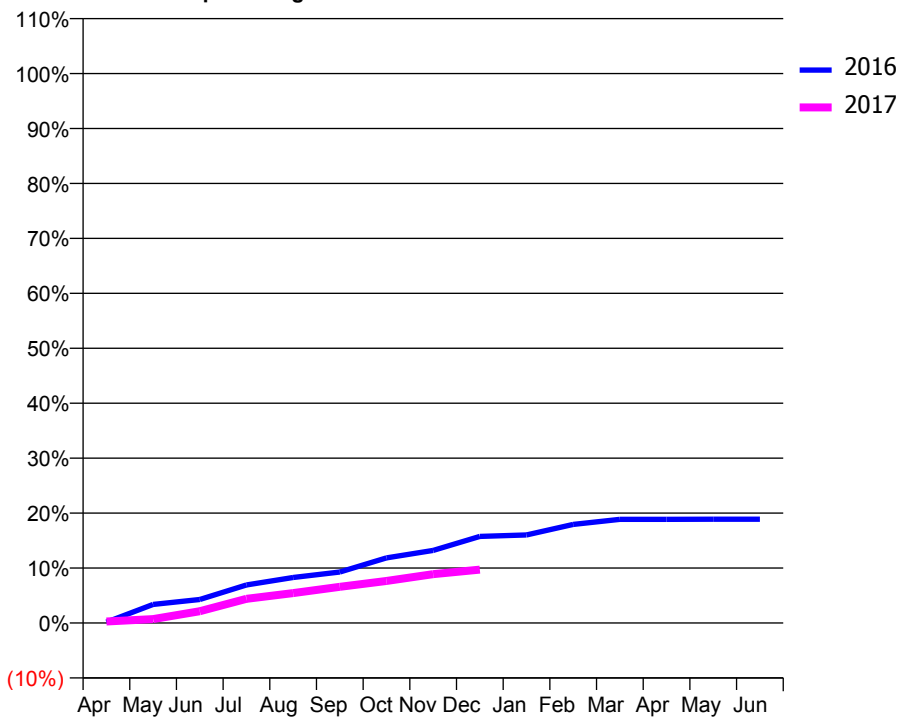
### ACCESS\*

Patients seen in 24 months	Total	Change since previous quarter
Quarter ending December 2015	1,067	
Quarter ending March 2016	972	↓
Quarter ending June 2016	860	↓
Quarter ending September 2016	777	↓
Quarter ending December 2016	697	↓
<b>Variance since December 2015</b>	<b>(34.7%)</b>	<b>↓</b>



### ACTIVITY

Cumulative percentage of contracted UDA delivered 2016 & 2017



Month	Adjusted Scheduled Activity (UDA)	
	2016	2017
April	6	11
May	131	28
June	166	83
July	270	171
August	322	211
September	361	256
October	461	298
November	514	346
December	613	378
January	623	
February	697	
March	734	
April	734	
May	735	
June	735	

### QUALITY

	Quantity	Base Number	Contract	AT	Region	England
% of FP17s for the same patient ID Re-attending within 3 months - Children	13	146	8.9%	10.7%	13.4%	12.4%
% of FP17s for the same patient ID Re-attending within 3 months - Adults	47	426	11.0%	15.4%	17.3%	16.6%
% of FP17s for the same patient ID Re-attending between 3 & 9 months - Children	67	146	45.9%	58.5%	58.9%	57.5%
% of FP17s for the same patient ID Re-attending between 3 & 9 months - Adults	215	426	50.5%	52.8%	52.5%	50.4%
% of FP17s for Band 1 Urgent Courses	3	152	2.0%	7.6%	9.3%	9.1%
% of FP17s Relating to Free Repair or Replacements	3	152	2.0%	1.3%	1.0%	0.8%
% of FP17s Relating to Continuations	4	152	2.6%	1.6%	1.5%	1.3%
% of Patients satisfied with the dentistry they have received	1	1	N/A	94.2%	93.1%	92.7%
% of Patients satisfied with the time they had to wait for an appointment	1	1	N/A	89.1%	89.8%	88.8%

\* This is based on patients treated on this contract for their most recent course of treatment. Figures in italics indicate the base number of FP17s or Patient Questionnaire responses are less than 100. N/A is shown where the base number of responses is less than 10 during the period. % is calculated as Quantity/Base number\*100

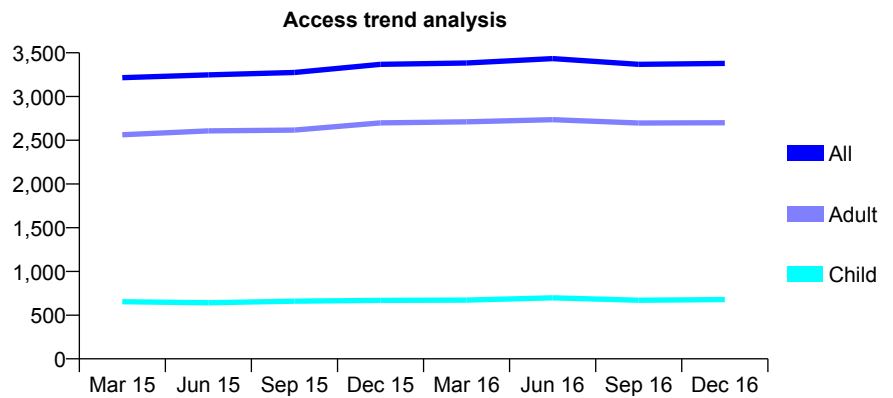
## Q51 - Vital Signs At a Glance Contract Report for 166944/0007 - December 2016

Name or company name	Sheffield SPDCS
Contract type name	PDS Contract
Purpose of contract	General
Contract start date	01/08/2013
Contract end date	31/07/2023

16/17 Contracted general activity (UDA)	8,544
Carry forward general activity (UDA)	0
16/17 Contracted orthodontic activity (UOA)	0
Carry forward orthodontic activity (UOA)	0
Baseline contract value	£1,417,782.39

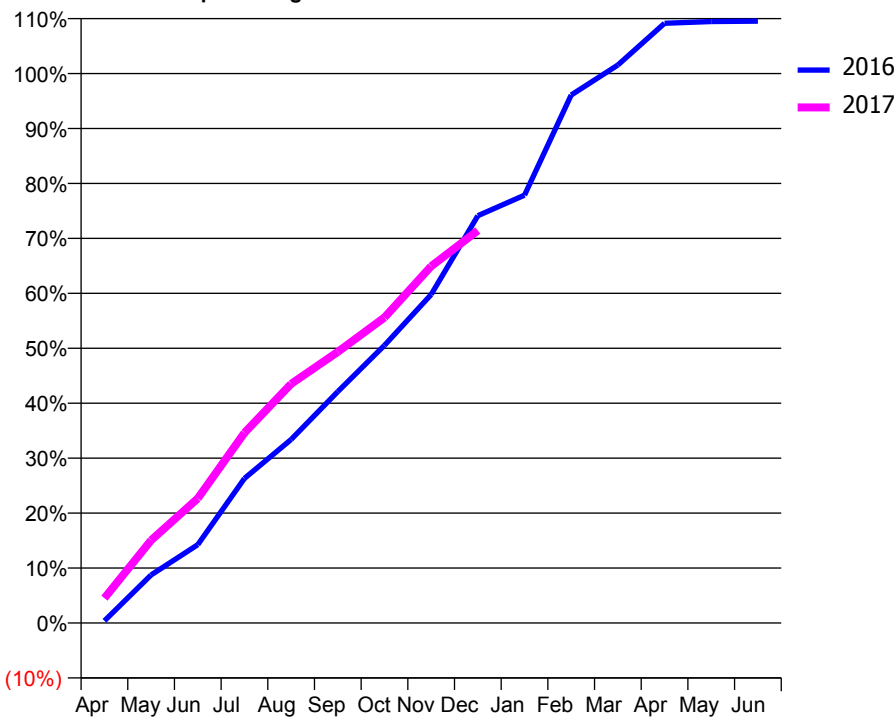
### ACCESS\*

Patients seen in 24 months	Total	Change since previous quarter
Quarter ending December 2015	3,368	
Quarter ending March 2016	3,383	→
Quarter ending June 2016	3,433	→
Quarter ending September 2016	3,368	↓
Quarter ending December 2016	3,378	→
<b>Variance since December 2015</b>	<b>0.3%</b>	<b>→</b>



### ACTIVITY

Cumulative percentage of contracted UDA delivered 2016 & 2017



Month	Adjusted Scheduled Activity (UDA)	
	2016	2017
April	34	387
May	748	1,287
June	1,218	1,938
July	2,249	2,958
August	2,853	3,719
September	3,598	4,216
October	4,318	4,750
November	5,108	5,548
December	6,334	6,104
January	6,653	
February	8,210	
March	8,676	
April	9,326	
May	9,351	
June	9,358	

### QUALITY

	Quantity	Base Number	Contract	AT	Region	England
% of FP17s for the same patient ID Re-attending within 3 months - Children	394	1,155	34.1%	10.7%	13.4%	12.4%
% of FP17s for the same patient ID Re-attending within 3 months - Adults	312	2,277	13.7%	15.4%	17.3%	16.6%
% of FP17s for the same patient ID Re-attending between 3 & 9 months - Children	424	1,155	36.7%	58.5%	58.9%	57.5%
% of FP17s for the same patient ID Re-attending between 3 & 9 months - Adults	1,056	2,277	46.4%	52.8%	52.5%	50.4%
% of FP17s for Band 1 Urgent Courses	73	3,073	2.4%	7.6%	9.3%	9.1%
% of FP17s Relating to Free Repair or Replacements	4	3,073	0.1%	1.3%	1.0%	0.8%
% of FP17s Relating to Continuations	169	3,073	5.5%	1.6%	1.5%	1.3%
% of Patients satisfied with the dentistry they have received	4	4	N/A	94.2%	93.1%	92.7%
% of Patients satisfied with the time they had to wait for an appointment	2	4	N/A	89.1%	89.8%	88.8%

\* This is based on patients treated on this contract for their most recent course of treatment. Figures in italics indicate the base number of FP17s or Patient Questionnaire responses are less than 100. N/A is shown where the base number of responses is less than 10 during the period. % is calculated as Quantity/Base number\*100

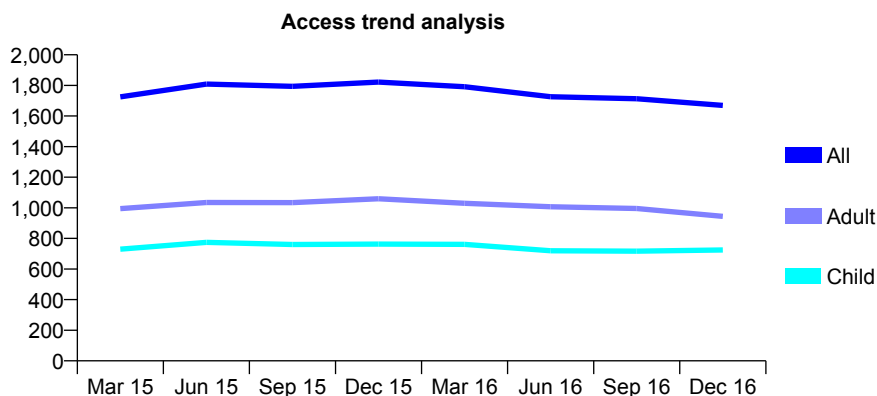
## Q51 - Vital Signs At a Glance Contract Report for 166944/0008 - December 2016

Name or company name	Sheffield SPDCS
Contract type name	PDS Contract
Purpose of contract	General
Contract start date	01/08/2013
Contract end date	

16/17 Contracted general activity (UDA)	4,488
Carry forward general activity (UDA)	0
16/17 Contracted orthodontic activity (UOA)	0
Carry forward orthodontic activity (UOA)	0
Baseline contract value	£708,888.74

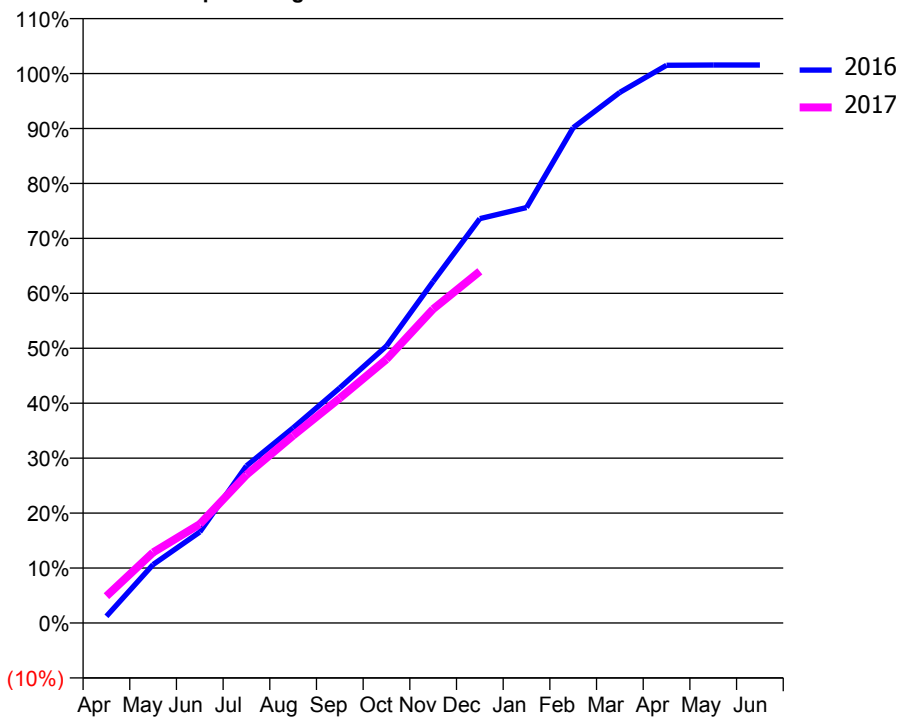
### ACCESS\*

Patients seen in 24 months	Total	Change since previous quarter
Quarter ending December 2015	1,822	
Quarter ending March 2016	1,791	↓
Quarter ending June 2016	1,726	↓
Quarter ending September 2016	1,713	→
Quarter ending December 2016	1,669	↓
<b>Variance since December 2015</b>	<b>(8.4%)</b>	<b>↓</b>



### ACTIVITY

Cumulative percentage of contracted UDA delivered 2016 & 2017



Month	Adjusted Scheduled Activity (UDA)	
	2016	2017
April	55	219
May	478	577
June	744	808
July	1,284	1,211
August	1,593	1,531
September	1,920	1,837
October	2,263	2,153
November	2,790	2,564
December	3,303	2,872
January	3,393	
February	4,045	
March	4,334	
April	4,555	
May	4,557	
June	4,557	

### QUALITY

	Quantity	Base Number	Contract	AT	Region	England
% of FP17s for the same patient ID Re-attending within 3 months - Children	51	691	7.4%	10.7%	13.4%	12.4%
% of FP17s for the same patient ID Re-attending within 3 months - Adults	77	748	10.3%	15.4%	17.3%	16.6%
% of FP17s for the same patient ID Re-attending between 3 & 9 months - Children	304	691	44.0%	58.5%	58.9%	57.5%
% of FP17s for the same patient ID Re-attending between 3 & 9 months - Adults	323	748	43.2%	52.8%	52.5%	50.4%
% of FP17s for Band 1 Urgent Courses	22	1,339	1.6%	7.6%	9.3%	9.1%
% of FP17s Relating to Free Repair or Replacements	1	1,339	0.1%	1.3%	1.0%	0.8%
% of FP17s Relating to Continuations	21	1,339	1.6%	1.6%	1.5%	1.3%
% of Patients satisfied with the dentistry they have received	1	1	N/A	94.2%	93.1%	92.7%
% of Patients satisfied with the time they had to wait for an appointment	1	1	N/A	89.1%	89.8%	88.8%

\* This is based on patients treated on this contract for their most recent course of treatment. Figures in italics indicate the base number of FP17s or Patient Questionnaire responses are less than 100. N/A is shown where the base number of responses is less than 10 during the period. % is calculated as Quantity/Base number\*100

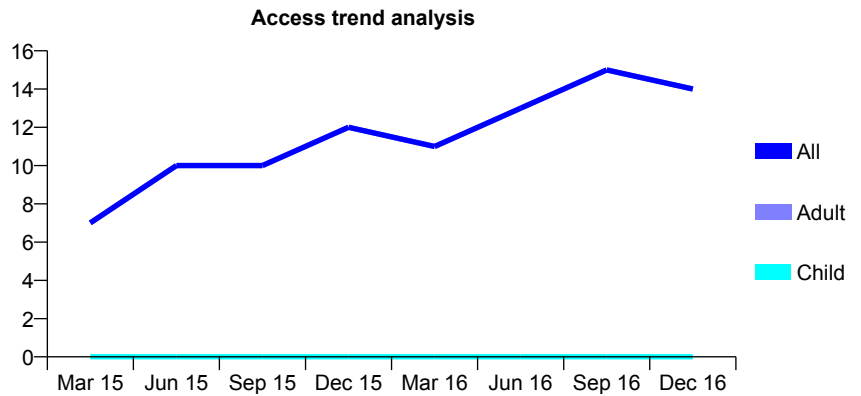
## Q51 - Vital Signs At a Glance Contract Report for 166944/0009 - December 2016

Name or company name	Sheffield SPDCS
Contract type name	PDS Contract
Purpose of contract	General
Contract start date	01/08/2013
Contract end date	

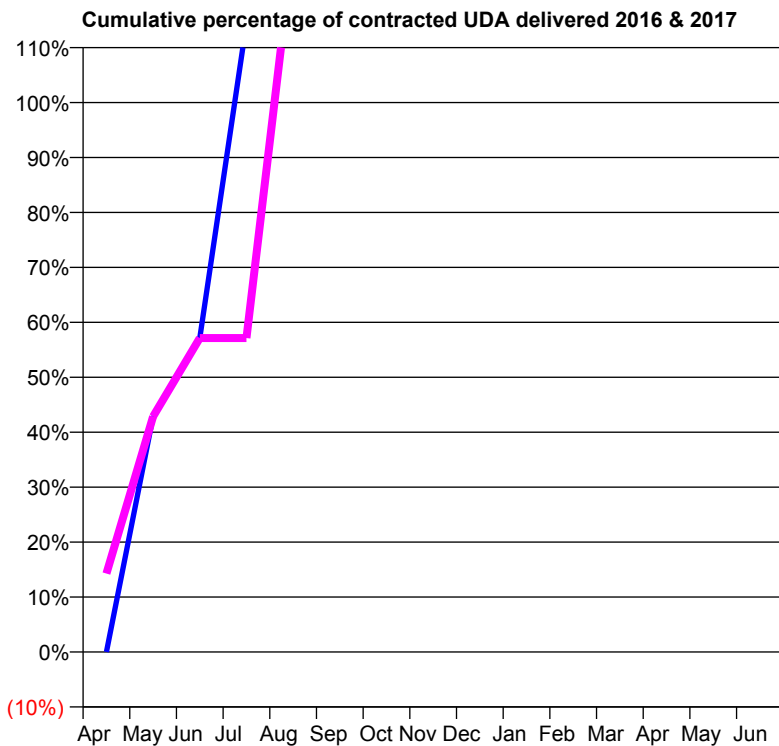
16/17 Contracted general activity (UDA)	7
Carry forward general activity (UDA)	0
16/17 Contracted orthodontic activity (UOA)	0
Carry forward orthodontic activity (UOA)	0
Baseline contract value	£70,887.80

### ACCESS\*

Patients seen in 24 months	Total	Change since previous quarter
Quarter ending December 2015	12	
Quarter ending March 2016	11	↓
Quarter ending June 2016	13	↑
Quarter ending September 2016	15	↑
Quarter ending December 2016	14	↓
<b>Variance since December 2015</b>	<b>16.7%</b>	<b>↑</b>



### ACTIVITY



Month	Adjusted Scheduled Activity (UDA)	
	2016	2017
April	0	1
May	3	3
June	4	4
July	8	4
August	24	9
September	26	10
October	30	23
November	30	24
December	32	28
January	32	
February	35	
March	37	
April	52	
May	52	
June	52	

### QUALITY

	Quantity	Base Number	Contract	AT	Region	England
% of FP17s for the same patient ID Re-attending within 3 months - Children	0	0	N/A	10.7%	13.4%	12.4%
% of FP17s for the same patient ID Re-attending within 3 months - Adults	0	15	0.0%	15.4%	17.3%	16.6%
% of FP17s for the same patient ID Re-attending between 3 & 9 months - Children	0	0	N/A	58.5%	58.9%	57.5%
% of FP17s for the same patient ID Re-attending between 3 & 9 months - Adults	5	15	33.3%	52.8%	52.5%	50.4%
% of FP17s for Band 1 Urgent Courses	0	13	0.0%	7.6%	9.3%	9.1%
% of FP17s Relating to Free Repair or Replacements	0	13	0.0%	1.3%	1.0%	0.8%
% of FP17s Relating to Continuations	0	13	0.0%	1.6%	1.5%	1.3%
% of Patients satisfied with the dentistry they have received	0	0	N/A	94.2%	93.1%	92.7%
% of Patients satisfied with the time they had to wait for an appointment	0	0	N/A	89.1%	89.8%	88.8%

\* This is based on patients treated on this contract for their most recent course of treatment. Figures in italics indicate the base number of FP17s or Patient Questionnaire responses are less than 100. N/A is shown where the base number of responses is less than 10 during the period. % is calculated as Quantity/Base number\*100

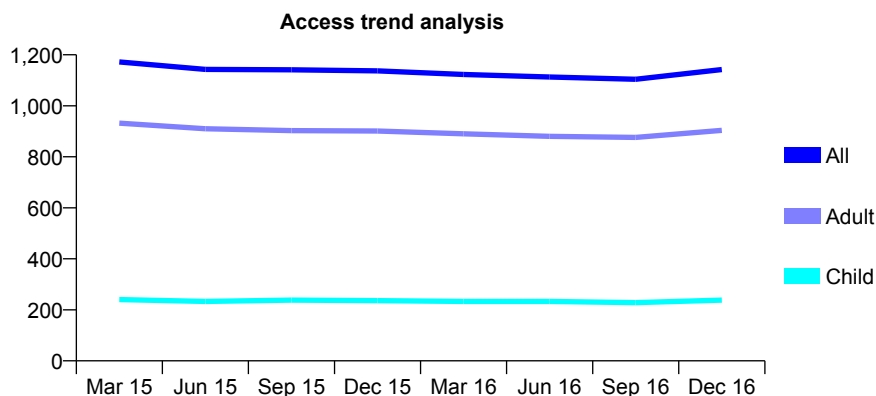
## Q51 - Vital Signs At a Glance Contract Report for 167622/0001 - December 2016

Name or company name	JCS Dental Practice
Contract type name	GDS Contract
Purpose of contract	General
Contract start date	01/12/2010
Contract end date	

16/17 Contracted general activity (UDA)	4,471
Carry forward general activity (UDA)	591
16/17 Contracted orthodontic activity (UOA)	0
Carry forward orthodontic activity (UOA)	0
Baseline contract value	£126,554.63

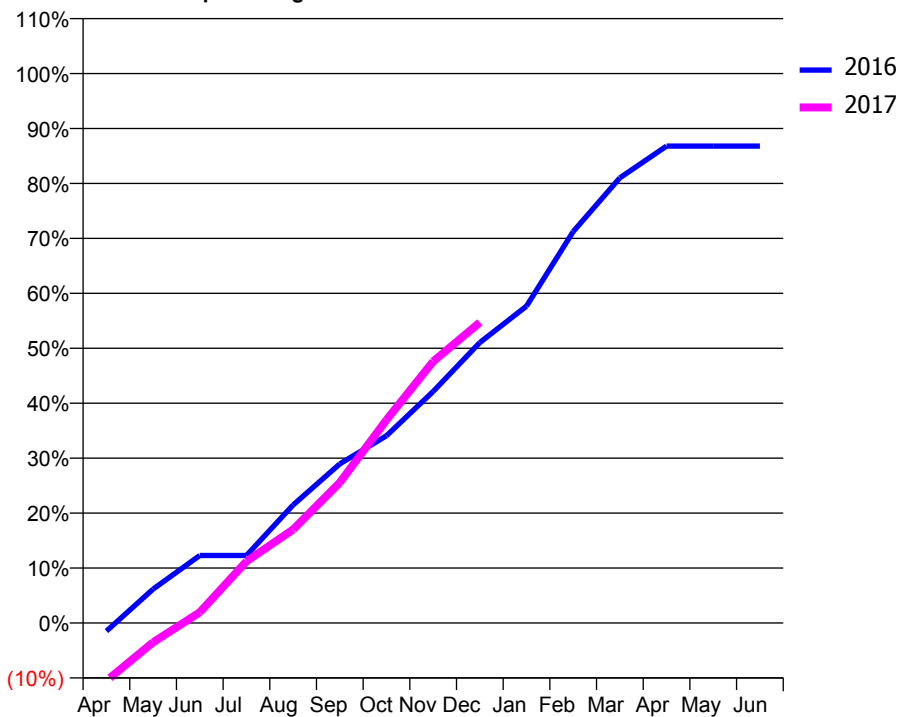
### ACCESS\*

Patients seen in 24 months	Total	Change since previous quarter
Quarter ending December 2015	1,137	
Quarter ending March 2016	1,123	↓
Quarter ending June 2016	1,113	→
Quarter ending September 2016	1,104	→
Quarter ending December 2016	1,142	↑
<b>Variance since December 2015</b>	<b>0.4%</b>	<b>→</b>



### ACTIVITY

Cumulative percentage of contracted UDA delivered 2016 & 2017



Month	Adjusted Scheduled Activity (UDA)	
	2016	2017
April	-66	-471
May	276	-158
June	549	87
July	549	502
August	961	762
September	1,295	1,143
October	1,524	1,653
November	1,885	2,128
December	2,282	2,446
January	2,579	
February	3,185	
March	3,622	
April	3,880	
May	3,880	
June	3,880	

### QUALITY

	Quantity	Base Number	Contract	AT	Region	England
% of FP17s for the same patient ID Re-attending within 3 months - Children	31	312	9.9%	10.7%	13.4%	12.4%
% of FP17s for the same patient ID Re-attending within 3 months - Adults	244	1,229	19.9%	15.4%	17.3%	16.6%
% of FP17s for the same patient ID Re-attending between 3 & 9 months - Children	165	312	52.9%	58.5%	58.9%	57.5%
% of FP17s for the same patient ID Re-attending between 3 & 9 months - Adults	657	1,229	53.5%	52.8%	52.5%	50.4%
% of FP17s for Band 1 Urgent Courses	98	1,402	7.0%	7.6%	9.3%	9.1%
% of FP17s Relating to Free Repair or Replacements	35	1,402	2.5%	1.3%	1.0%	0.8%
% of FP17s Relating to Continuations	40	1,402	2.9%	1.6%	1.5%	1.3%
% of Patients satisfied with the dentistry they have received	6	6	N/A	94.2%	93.1%	92.7%
% of Patients satisfied with the time they had to wait for an appointment	6	6	N/A	89.1%	89.8%	88.8%

\* This is based on patients treated on this contract for their most recent course of treatment. Figures in italics indicate the base number of FP17s or Patient Questionnaire responses are less than 100. N/A is shown where the base number of responses is less than 10 during the period. % is calculated as Quantity/Base number\*100

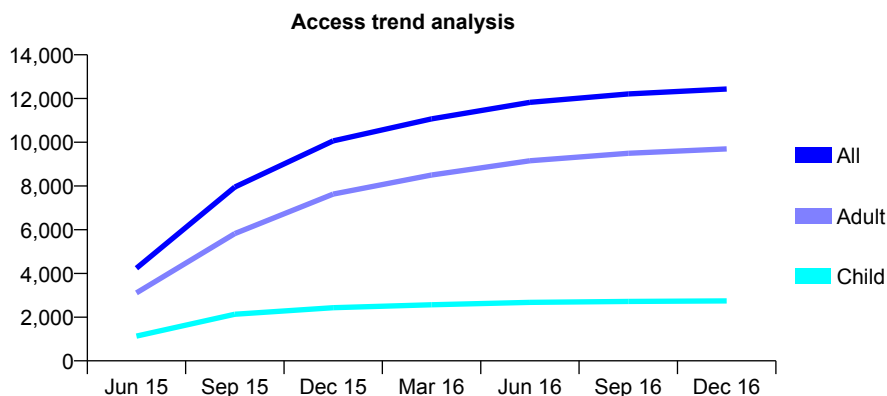
## Q51 - Vital Signs At a Glance Contract Report for 167819/0001 - December 2016

Name or company name	Mr Peach and Mr Harper
Contract type name	GDS Contract
Purpose of contract	General
Contract start date	01/04/2015
Contract end date	

16/17 Contracted general activity (UDA)	29,661
Carry forward general activity (UDA)	-593
16/17 Contracted orthodontic activity (UOA)	0
Carry forward orthodontic activity (UOA)	0
Baseline contract value	£924,883.75

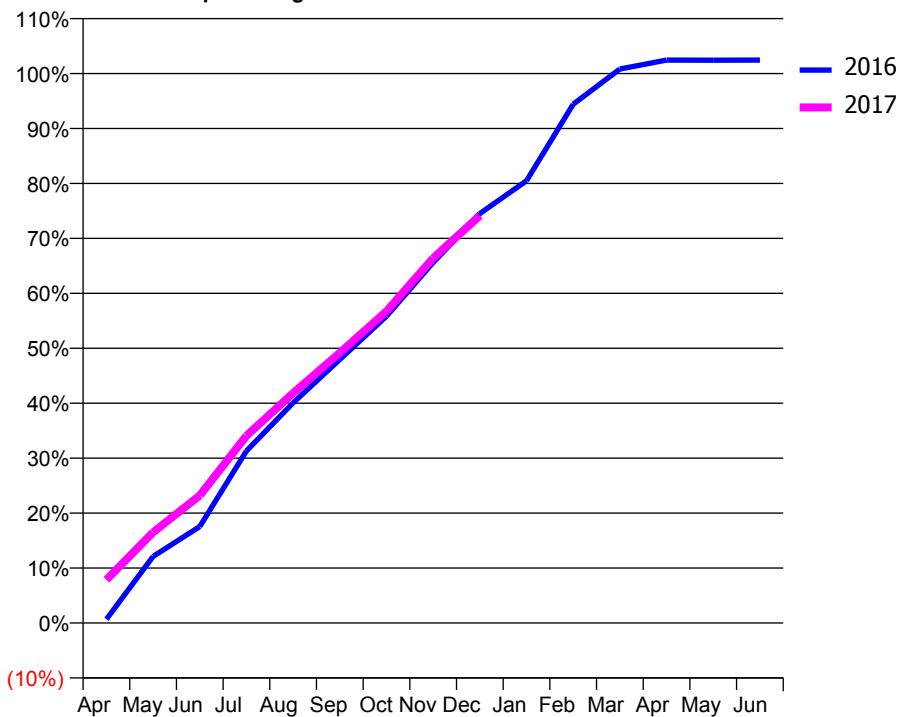
### ACCESS\*

Patients seen in 24 months	Total	Change since previous quarter
Quarter ending December 2015	10,060	
Quarter ending March 2016	11,069	↑
Quarter ending June 2016	11,824	↑
Quarter ending September 2016	12,208	↑
Quarter ending December 2016	12,435	→
<b>Variance since December 2015</b>	<b>23.6%</b>	<b>↑</b>



### ACTIVITY

Cumulative percentage of contracted UDA delivered 2016 & 2017



Month	Adjusted Scheduled Activity (UDA)	
	2016	2017
April	199	2,333
May	3,521	4,900
June	5,105	6,887
July	9,105	10,106
August	11,650	12,414
September	13,945	14,589
October	16,228	16,825
November	19,069	19,696
December	21,660	21,986
January	23,397	
February	27,445	
March	29,304	
April	29,780	
May	29,773	
June	29,775	

### QUALITY

	Quantity	Base Number	Contract	AT	Region	England
% of FP17s for the same patient ID Re-attending within 3 months - Children	248	3,651	6.8%	10.7%	13.4%	12.4%
% of FP17s for the same patient ID Re-attending within 3 months - Adults	567	9,696	5.8%	15.4%	17.3%	16.6%
% of FP17s for the same patient ID Re-attending between 3 & 9 months - Children	2,605	3,651	71.4%	58.5%	58.9%	57.5%
% of FP17s for the same patient ID Re-attending between 3 & 9 months - Adults	5,143	9,696	53.0%	52.8%	52.5%	50.4%
% of FP17s for Band 1 Urgent Courses	375	13,037	2.9%	7.6%	9.3%	9.1%
% of FP17s Relating to Free Repair or Replacements	77	13,037	0.6%	1.3%	1.0%	0.8%
% of FP17s Relating to Continuations	54	13,037	0.4%	1.6%	1.5%	1.3%
% of Patients satisfied with the dentistry they have received	20	22	90.9%	94.2%	93.1%	92.7%
% of Patients satisfied with the time they had to wait for an appointment	21	22	95.5%	89.1%	89.8%	88.8%

\* This is based on patients treated on this contract for their most recent course of treatment. Figures in italics indicate the base number of FP17s or Patient Questionnaire responses are less than 100. N/A is shown where the base number of responses is less than 10 during the period. % is calculated as Quantity/Base number\*100

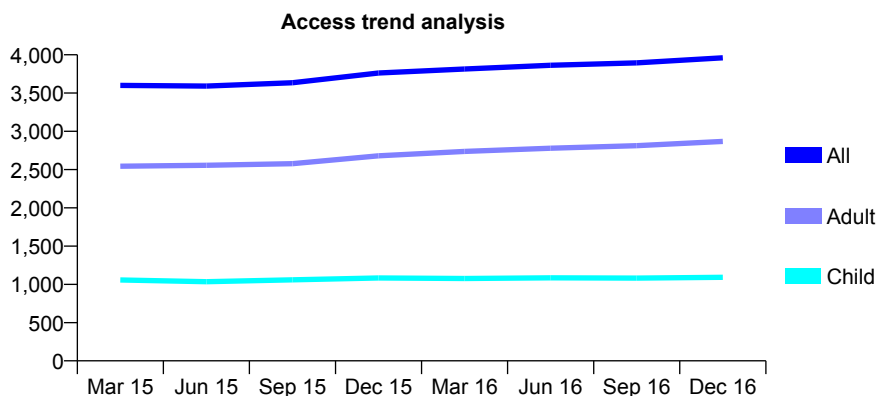
## Q51 - Vital Signs At a Glance Contract Report for 174440/0001 - December 2016

Name or company name	Occidental Ltd
Contract type name	GDS Contract
Purpose of contract	General
Contract start date	01/07/2011
Contract end date	

16/17 Contracted general activity (UDA)	14,895
Carry forward general activity (UDA)	136
16/17 Contracted orthodontic activity (UOA)	0
Carry forward orthodontic activity (UOA)	0
Baseline contract value	£454,946.45

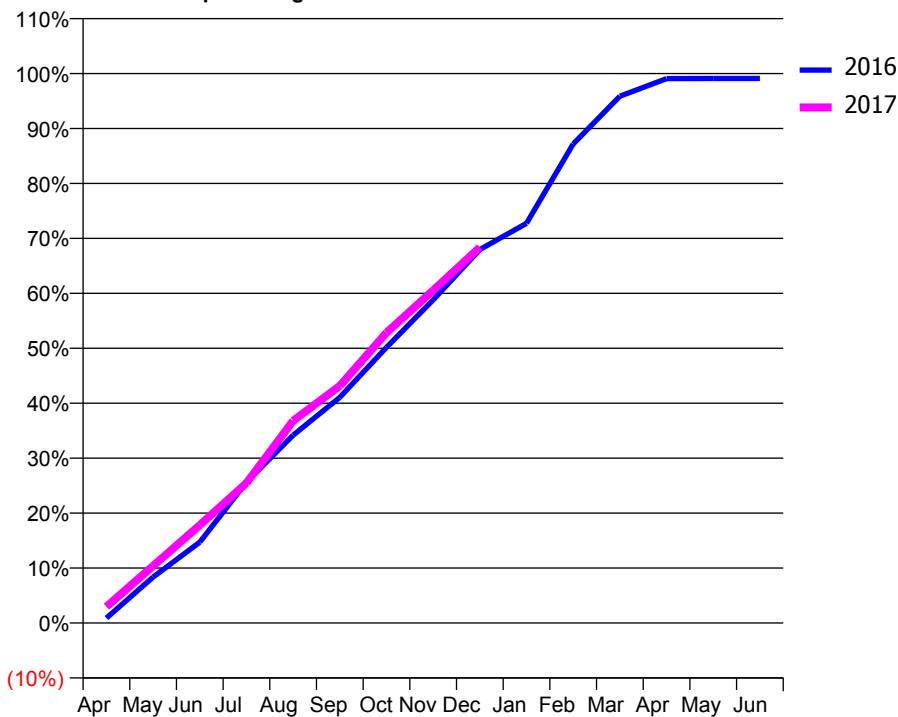
### ACCESS\*

Patients seen in 24 months	Total	Change since previous quarter
Quarter ending December 2015	3,762	
Quarter ending March 2016	3,815	→
Quarter ending June 2016	3,864	→
Quarter ending September 2016	3,894	→
Quarter ending December 2016	3,960	→
<b>Variance since December 2015</b>	<b>5.3%</b>	<b>↑</b>



### ACTIVITY

Cumulative percentage of contracted UDA delivered 2016 & 2017



Month	Adjusted Scheduled Activity (UDA)	
	2016	2017
April	136	442
May	1,244	1,550
June	2,191	2,656
July	3,818	3,792
August	5,090	5,480
September	6,119	6,429
October	7,474	7,869
November	8,759	9,015
December	10,122	10,184
January	10,833	
February	12,986	
March	14,278	
April	14,756	
May	14,759	
June	14,759	

### QUALITY

	Quantity	Base Number	Contract	AT	Region	England
% of FP17s for the same patient ID Re-attending within 3 months - Children	82	1,326	6.2%	10.7%	13.4%	12.4%
% of FP17s for the same patient ID Re-attending within 3 months - Adults	391	3,131	12.5%	15.4%	17.3%	16.6%
% of FP17s for the same patient ID Re-attending between 3 & 9 months - Children	902	1,326	68.0%	58.5%	58.9%	57.5%
% of FP17s for the same patient ID Re-attending between 3 & 9 months - Adults	1,797	3,131	57.4%	52.8%	52.5%	50.4%
% of FP17s for Band 1 Urgent Courses	208	4,287	4.9%	7.6%	9.3%	9.1%
% of FP17s Relating to Free Repair or Replacements	51	4,287	1.2%	1.3%	1.0%	0.8%
% of FP17s Relating to Continuations	89	4,287	2.1%	1.6%	1.5%	1.3%
% of Patients satisfied with the dentistry they have received	3	3	N/A	94.2%	93.1%	92.7%
% of Patients satisfied with the time they had to wait for an appointment	2	3	N/A	89.1%	89.8%	88.8%

\* This is based on patients treated on this contract for their most recent course of treatment. Figures in italics indicate the base number of FP17s or Patient Questionnaire responses are less than 100. N/A is shown where the base number of responses is less than 10 during the period. % is calculated as Quantity/Base number\*100



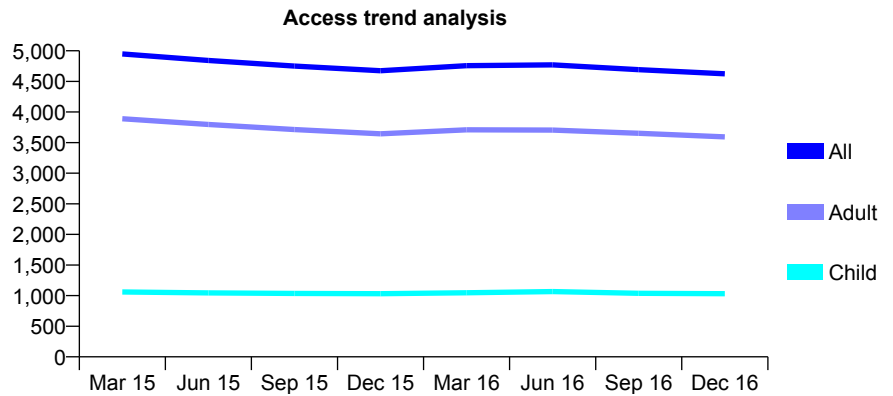
## Q51 - Vital Signs At a Glance Contract Report for 175218/0003 - December 2016

Name or company name	Thompson & Thomas
Contract type name	GDS Contract
Purpose of contract	General
Contract start date	01/03/2012
Contract end date	

16/17 Contracted general activity (UDA)	16,553
Carry forward general activity (UDA)	258
16/17 Contracted orthodontic activity (UOA)	0
Carry forward orthodontic activity (UOA)	0
Baseline contract value	£526,835.23

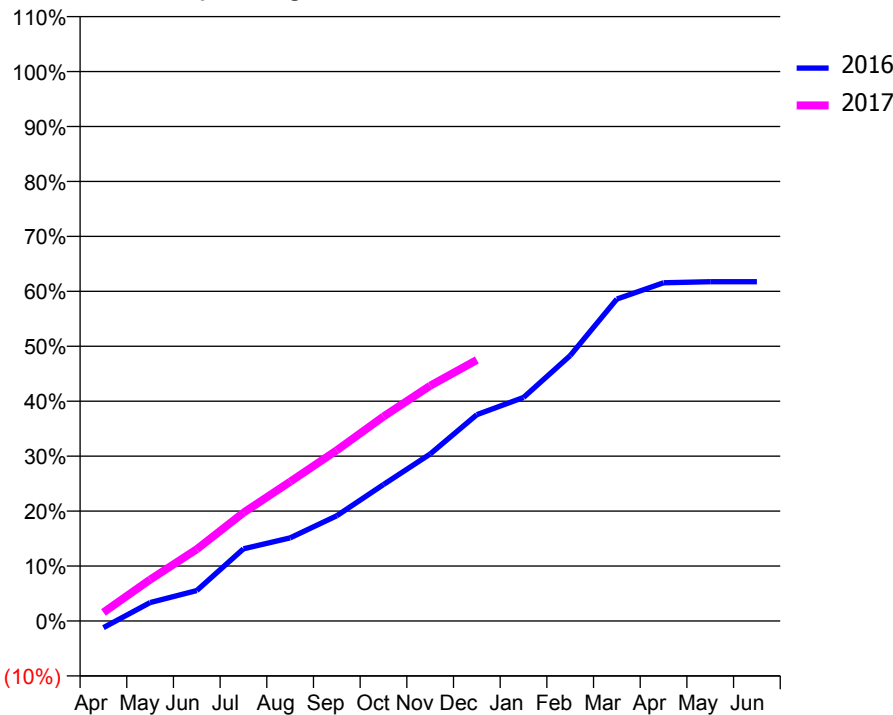
### ACCESS\*

Patients seen in 24 months	Total	Change since previous quarter
Quarter ending December 2015	4,675	
Quarter ending March 2016	4,756	→
Quarter ending June 2016	4,770	→
Quarter ending September 2016	4,691	↓
Quarter ending December 2016	4,625	↓
<b>Variance since December 2015</b>	<b>(1.1%)</b>	<b>↓</b>



### ACTIVITY

Cumulative percentage of contracted UDA delivered 2016 & 2017



Month	Adjusted Scheduled Activity (UDA)	
	2016	2017
April	-204	258
May	555	1,245
June	918	2,165
July	2,174	3,264
August	2,504	4,195
September	3,172	5,144
October	4,112	6,160
November	5,030	7,090
December	6,216	7,864
January	6,735	
February	7,997	
March	9,700	
April	10,189	
May	10,221	
June	10,222	

### QUALITY

	Quantity	Base Number	Contract	AT	Region	England
% of FP17s for the same patient ID Re-attending within 3 months - Children	78	1,063	7.3%	10.7%	13.4%	12.4%
% of FP17s for the same patient ID Re-attending within 3 months - Adults	633	3,664	17.3%	15.4%	17.3%	16.6%
% of FP17s for the same patient ID Re-attending between 3 & 9 months - Children	567	1,063	53.3%	58.5%	58.9%	57.5%
% of FP17s for the same patient ID Re-attending between 3 & 9 months - Adults	1,836	3,664	50.1%	52.8%	52.5%	50.4%
% of FP17s for Band 1 Urgent Courses	221	4,431	5.0%	7.6%	9.3%	9.1%
% of FP17s Relating to Free Repair or Replacements	118	4,431	2.7%	1.3%	1.0%	0.8%
% of FP17s Relating to Continuations	131	4,431	3.0%	1.6%	1.5%	1.3%
% of Patients satisfied with the dentistry they have received	6	7	N/A	94.2%	93.1%	92.7%
% of Patients satisfied with the time they had to wait for an appointment	7	7	N/A	89.1%	89.8%	88.8%

\* This is based on patients treated on this contract for their most recent course of treatment. Figures in italics indicate the base number of FP17s or Patient Questionnaire responses are less than 100. N/A is shown where the base number of responses is less than 10 during the period. % is calculated as Quantity/Base number\*100

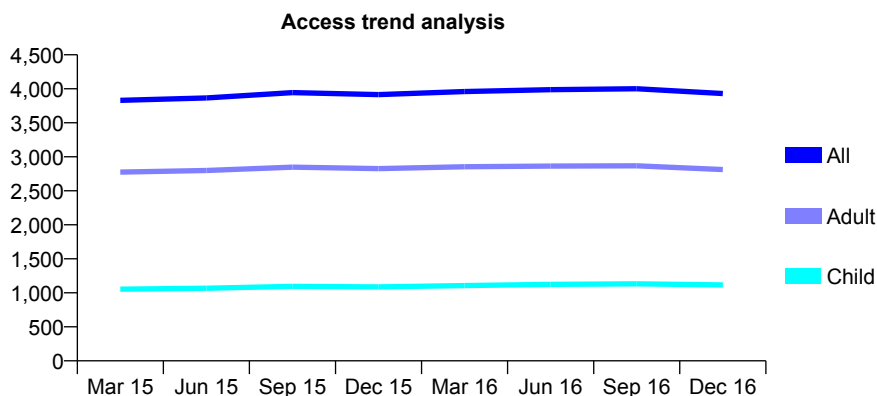
## Q51 - Vital Signs At a Glance Contract Report for 175218/0004 - December 2016

Name or company name	Thompson & Thomas
Contract type name	GDS Contract
Purpose of contract	General
Contract start date	01/03/2012
Contract end date	

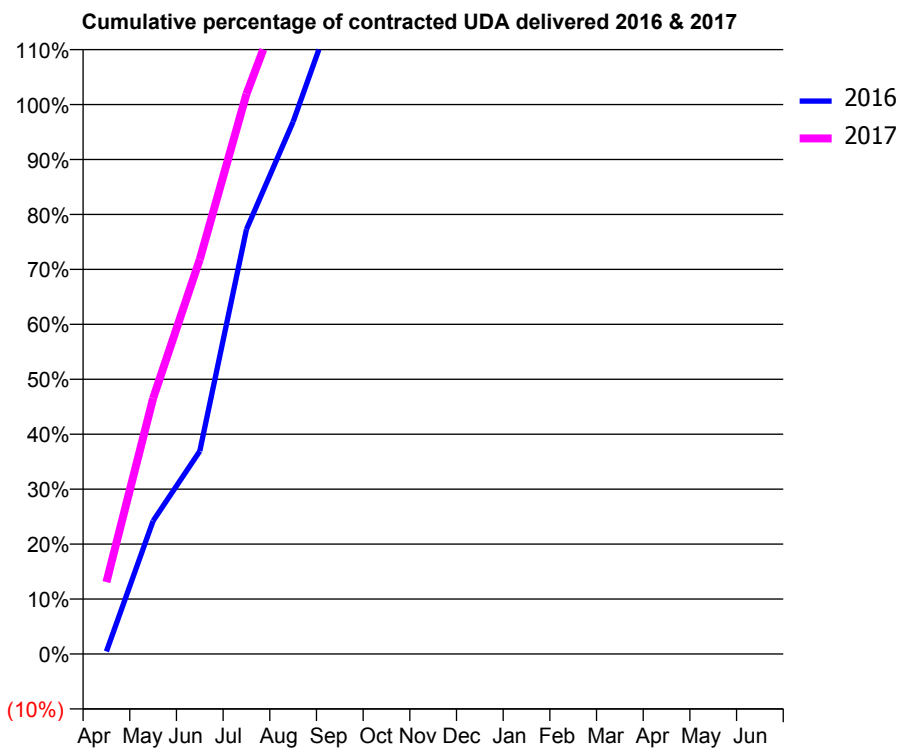
16/17 Contracted general activity (UDA)	2,558
Carry forward general activity (UDA)	0
16/17 Contracted orthodontic activity (UOA)	0
Carry forward orthodontic activity (UOA)	0
Baseline contract value	£252,564.52

### ACCESS\*

Patients seen in 24 months	Total	Change since previous quarter
Quarter ending December 2015	3,914	
Quarter ending March 2016	3,960	→
Quarter ending June 2016	3,987	→
Quarter ending September 2016	4,000	→
Quarter ending December 2016	3,930	↓
<b>Variance since December 2015</b>	<b>0.4%</b>	<b>→</b>



### ACTIVITY



Month	Adjusted Scheduled Activity (UDA)	
	2016	2017
April	12	335
May	620	1,190
June	945	1,837
July	1,977	2,607
August	2,478	3,181
September	3,085	3,854
October	3,357	4,419
November	4,629	5,114
December	5,370	6,044
January	5,663	
February	6,764	
March	7,634	
April	7,967	
May	7,975	
June	7,979	

### QUALITY

	Quantity	Base Number	Contract	AT	Region	England
% of FP17s for the same patient ID Re-attending within 3 months - Children	105	1,119	9.4%	10.7%	13.4%	12.4%
% of FP17s for the same patient ID Re-attending within 3 months - Adults	488	2,906	16.8%	15.4%	17.3%	16.6%
% of FP17s for the same patient ID Re-attending between 3 & 9 months - Children	648	1,119	57.9%	58.5%	58.9%	57.5%
% of FP17s for the same patient ID Re-attending between 3 & 9 months - Adults	1,558	2,906	53.6%	52.8%	52.5%	50.4%
% of FP17s for Band 1 Urgent Courses	135	3,164	4.3%	7.6%	9.3%	9.1%
% of FP17s Relating to Free Repair or Replacements	44	3,164	1.4%	1.3%	1.0%	0.8%
% of FP17s Relating to Continuations	135	3,164	4.3%	1.6%	1.5%	1.3%
% of Patients satisfied with the dentistry they have received	6	6	N/A	94.2%	93.1%	92.7%
% of Patients satisfied with the time they had to wait for an appointment	6	6	N/A	89.1%	89.8%	88.8%

\* This is based on patients treated on this contract for their most recent course of treatment. Figures in italics indicate the base number of FP17s or Patient Questionnaire responses are less than 100. N/A is shown where the base number of responses is less than 10 during the period. % is calculated as Quantity/Base number\*100

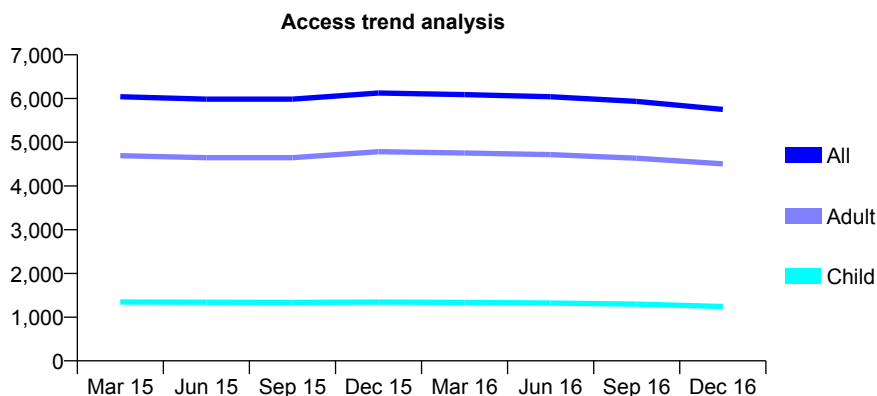
## Q51 - Vital Signs At a Glance Contract Report for 175625/0001 - December 2016

Name or company name	Swinton Dental Practice
Contract type name	GDS Contract
Purpose of contract	General
Contract start date	30/07/2011
Contract end date	

16/17 Contracted general activity (UDA)	15,024
Carry forward general activity (UDA)	-295
16/17 Contracted orthodontic activity (UOA)	0
Carry forward orthodontic activity (UOA)	0
Baseline contract value	£413,419.30

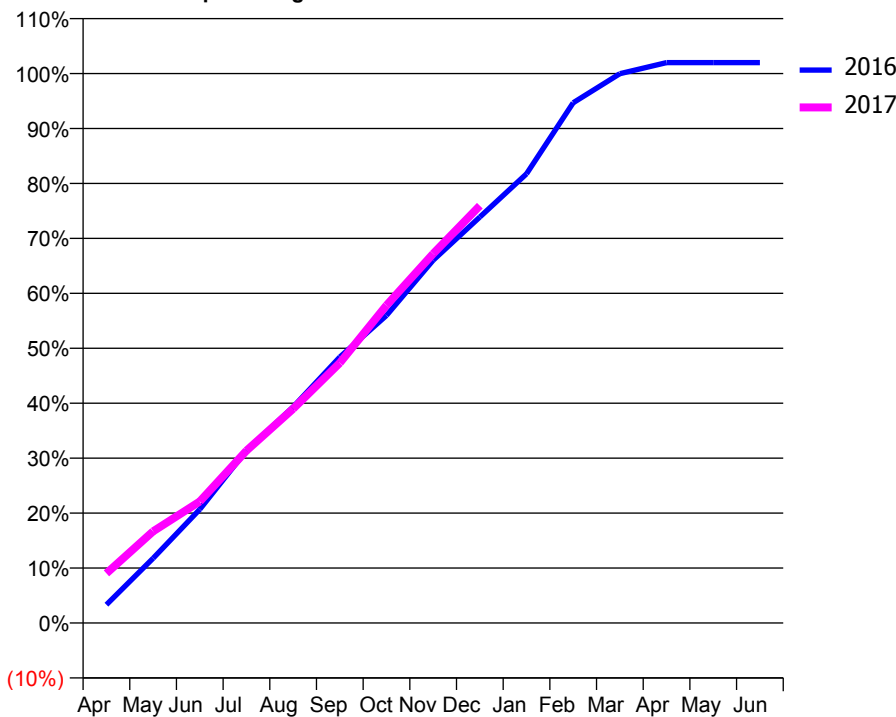
### ACCESS\*

Patients seen in 24 months	Total	Change since previous quarter
Quarter ending December 2015	6,126	
Quarter ending March 2016	6,091	→
Quarter ending June 2016	6,041	→
Quarter ending September 2016	5,933	↓
Quarter ending December 2016	5,750	↓
<b>Variance since December 2015</b>	<b>(6.1%)</b>	<b>↓</b>



### ACTIVITY

Cumulative percentage of contracted UDA delivered 2016 & 2017



Month	Adjusted Scheduled Activity (UDA)	
	2016	2017
April	491	1,357
May	1,737	2,508
June	3,051	3,324
July	4,627	4,711
August	5,798	5,857
September	7,135	7,111
October	8,252	8,687
November	9,731	10,097
December	10,893	11,410
January	12,051	
February	13,959	
March	14,739	
April	15,033	
May	15,036	
June	15,036	

### QUALITY

	Quantity	Base Number	Contract	AT	Region	England
% of FP17s for the same patient ID Re-attending within 3 months - Children	148	1,368	10.8%	10.7%	13.4%	12.4%
% of FP17s for the same patient ID Re-attending within 3 months - Adults	761	4,209	18.1%	15.4%	17.3%	16.6%
% of FP17s for the same patient ID Re-attending between 3 & 9 months - Children	756	1,368	55.3%	58.5%	58.9%	57.5%
% of FP17s for the same patient ID Re-attending between 3 & 9 months - Adults	1,916	4,209	45.5%	52.8%	52.5%	50.4%
% of FP17s for Band 1 Urgent Courses	674	5,368	12.6%	7.6%	9.3%	9.1%
% of FP17s Relating to Free Repair or Replacements	162	5,368	3.0%	1.3%	1.0%	0.8%
% of FP17s Relating to Continuations	103	5,368	1.9%	1.6%	1.5%	1.3%
% of Patients satisfied with the dentistry they have received	7	8	N/A	94.2%	93.1%	92.7%
% of Patients satisfied with the time they had to wait for an appointment	5	8	N/A	89.1%	89.8%	88.8%

\* This is based on patients treated on this contract for their most recent course of treatment. Figures in italics indicate the base number of FP17s or Patient Questionnaire responses are less than 100. N/A is shown where the base number of responses is less than 10 during the period. % is calculated as Quantity/Base number\*100

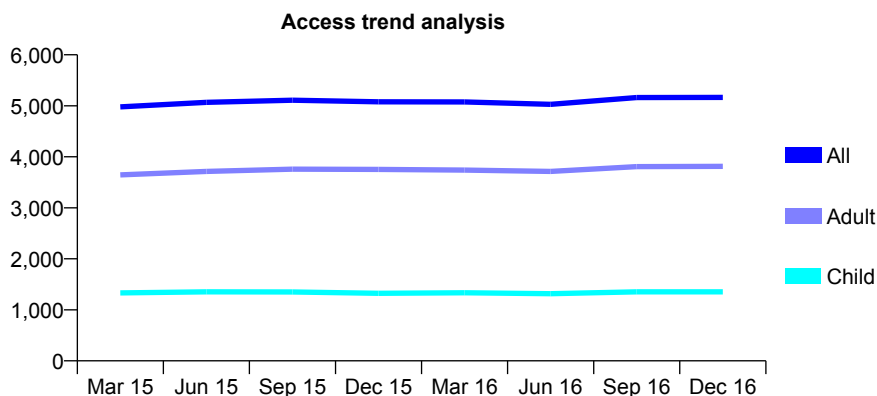
## Q51 - Vital Signs At a Glance Contract Report for 177504/0001 - December 2016

Name or company name	Hurlfield Ltd
Contract type name	GDS Contract
Purpose of contract	General
Contract start date	05/10/2009
Contract end date	

16/17 Contracted general activity (UDA)	15,000
Carry forward general activity (UDA)	-34
16/17 Contracted orthodontic activity (UOA)	0
Carry forward orthodontic activity (UOA)	0
Baseline contract value	£424,585.03

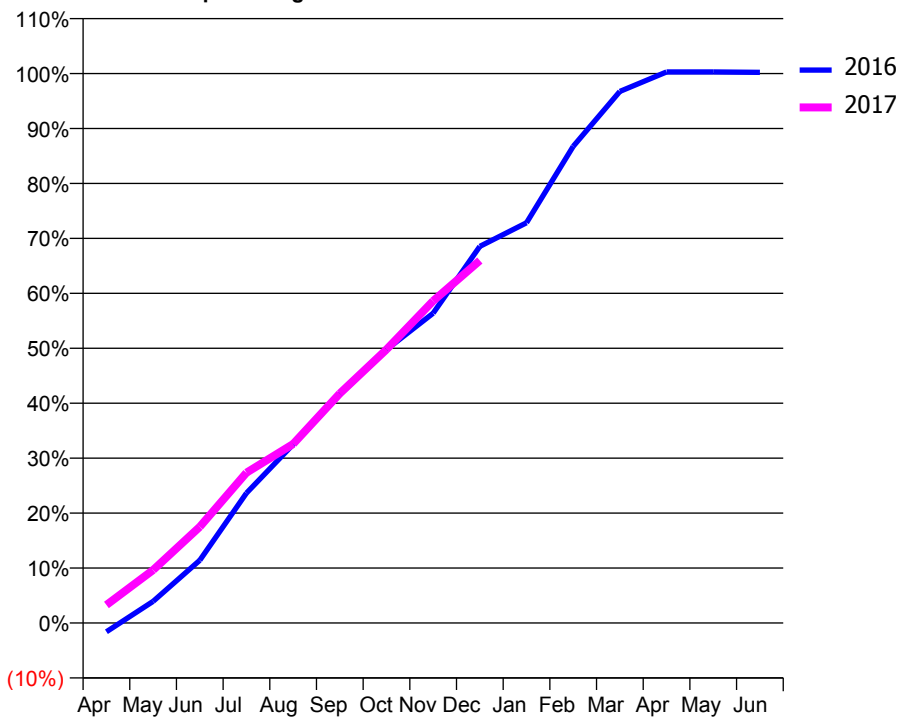
### ACCESS\*

Patients seen in 24 months	Total	Change since previous quarter
Quarter ending December 2015	5,078	
Quarter ending March 2016	5,075	→
Quarter ending June 2016	5,030	→
Quarter ending September 2016	5,162	↑
Quarter ending December 2016	5,164	→
<b>Variance since December 2015</b>	<b>1.7%</b>	<b>→</b>



### ACTIVITY

Cumulative percentage of contracted UDA delivered 2016 & 2017



Month	Adjusted Scheduled Activity (UDA)	
	2016	2017
April	-243	492
May	590	1,447
June	1,714	2,627
July	3,549	4,105
August	4,877	4,887
September	6,236	6,266
October	7,463	7,468
November	8,459	8,793
December	10,281	9,894
January	10,925	
February	13,013	
March	14,511	
April	15,042	
May	15,042	
June	15,033	

### QUALITY

	Quantity	Base Number	Contract	AT	Region	England
% of FP17s for the same patient ID Re-attending within 3 months - Children	174	1,485	11.7%	10.7%	13.4%	12.4%
% of FP17s for the same patient ID Re-attending within 3 months - Adults	627	3,874	16.2%	15.4%	17.3%	16.6%
% of FP17s for the same patient ID Re-attending between 3 & 9 months - Children	845	1,485	56.9%	58.5%	58.9%	57.5%
% of FP17s for the same patient ID Re-attending between 3 & 9 months - Adults	2,022	3,874	52.2%	52.8%	52.5%	50.4%
% of FP17s for Band 1 Urgent Courses	376	4,747	7.9%	7.6%	9.3%	9.1%
% of FP17s Relating to Free Repair or Replacements	54	4,747	1.1%	1.3%	1.0%	0.8%
% of FP17s Relating to Continuations	64	4,747	1.3%	1.6%	1.5%	1.3%
% of Patients satisfied with the dentistry they have received	7	8	N/A	94.2%	93.1%	92.7%
% of Patients satisfied with the time they had to wait for an appointment	8	8	N/A	89.1%	89.8%	88.8%

\* This is based on patients treated on this contract for their most recent course of treatment. Figures in italics indicate the base number of FP17s or Patient Questionnaire responses are less than 100. N/A is shown where the base number of responses is less than 10 during the period. % is calculated as Quantity/Base number\*100

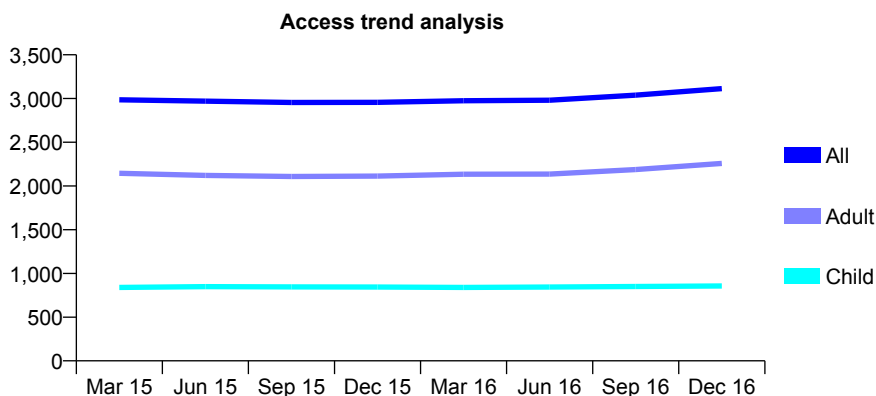
## Q51 - Vital Signs At a Glance Contract Report for 180912/0001 - December 2016

Name or company name	Sharrowvale Dental Care
Contract type name	GDS Contract
Purpose of contract	General
Contract start date	01/09/2009
Contract end date	

16/17 Contracted general activity (UDA)	9,649
Carry forward general activity (UDA)	59
16/17 Contracted orthodontic activity (UOA)	0
Carry forward orthodontic activity (UOA)	0
Baseline contract value	£315,032.63

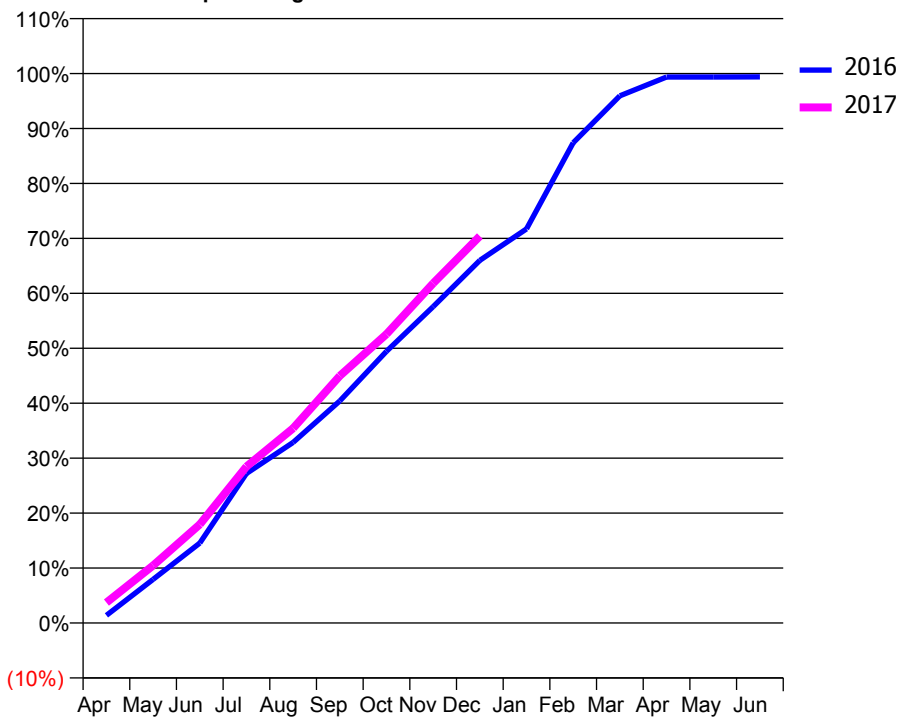
### ACCESS\*

Patients seen in 24 months	Total	Change since previous quarter
Quarter ending December 2015	2,957	
Quarter ending March 2016	2,975	→
Quarter ending June 2016	2,980	→
Quarter ending September 2016	3,038	→
Quarter ending December 2016	3,114	↑
<b>Variance since December 2015</b>	<b>5.3%</b>	<b>↑</b>



### ACTIVITY

Cumulative percentage of contracted UDA delivered 2016 & 2017



Month	Adjusted Scheduled Activity (UDA)	
	2016	2017
April	135	359
May	766	1,009
June	1,404	1,732
July	2,627	2,749
August	3,172	3,420
September	3,899	4,339
October	4,772	5,072
November	5,556	5,965
December	6,369	6,793
January	6,920	
February	8,433	
March	9,257	
April	9,586	
May	9,588	
June	9,590	

### QUALITY

	Quantity	Base Number	Contract	AT	Region	England
% of FP17s for the same patient ID Re-attending within 3 months - Children	49	1,035	4.7%	10.7%	13.4%	12.4%
% of FP17s for the same patient ID Re-attending within 3 months - Adults	349	2,649	13.2%	15.4%	17.3%	16.6%
% of FP17s for the same patient ID Re-attending between 3 & 9 months - Children	732	1,035	70.7%	58.5%	58.9%	57.5%
% of FP17s for the same patient ID Re-attending between 3 & 9 months - Adults	1,736	2,649	65.5%	52.8%	52.5%	50.4%
% of FP17s for Band 1 Urgent Courses	154	3,533	4.4%	7.6%	9.3%	9.1%
% of FP17s Relating to Free Repair or Replacements	21	3,533	0.6%	1.3%	1.0%	0.8%
% of FP17s Relating to Continuations	36	3,533	1.0%	1.6%	1.5%	1.3%
% of Patients satisfied with the dentistry they have received	8	9	N/A	94.2%	93.1%	92.7%
% of Patients satisfied with the time they had to wait for an appointment	8	9	N/A	89.1%	89.8%	88.8%

\* This is based on patients treated on this contract for their most recent course of treatment. Figures in italics indicate the base number of FP17s or Patient Questionnaire responses are less than 100. N/A is shown where the base number of responses is less than 10 during the period. % is calculated as Quantity/Base number\*100

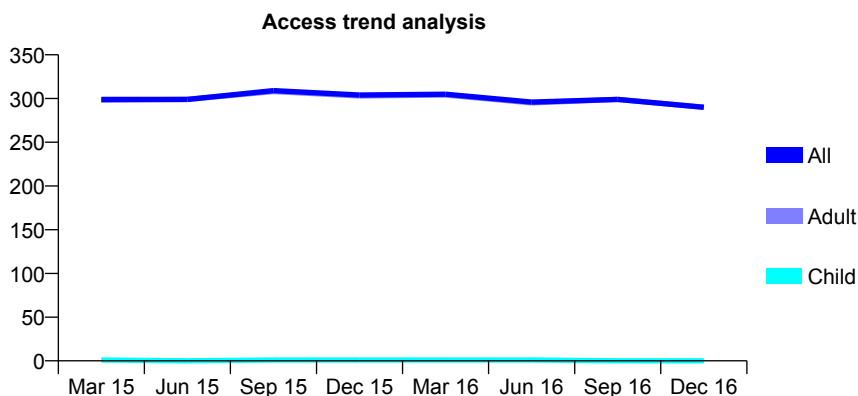
## Q51 - Vital Signs At a Glance Contract Report for 180912/0002 - December 2016

Name or company name	Sharrowvale Dental Care
Contract type name	GDS Contract
Purpose of contract	General
Contract start date	01/09/2009
Contract end date	

16/17 Contracted general activity (UDA)	788
Carry forward general activity (UDA)	0
16/17 Contracted orthodontic activity (UOA)	0
Carry forward orthodontic activity (UOA)	0
Baseline contract value	£47,396.15

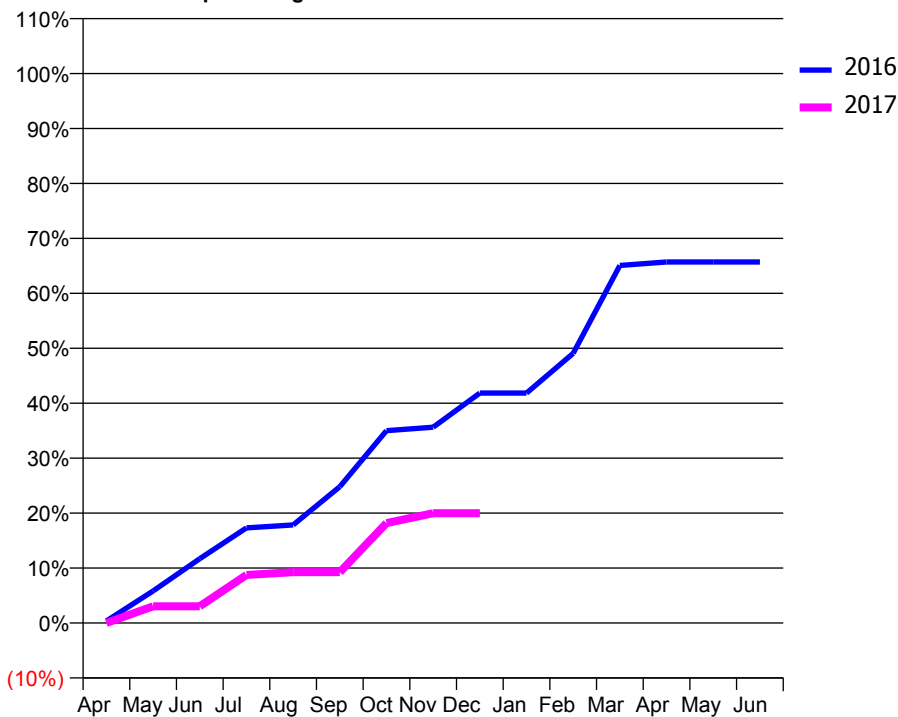
### ACCESS\*

Patients seen in 24 months	Total	Change since previous quarter
Quarter ending December 2015	304	
Quarter ending March 2016	305	→
Quarter ending June 2016	296	↓
Quarter ending September 2016	299	→
Quarter ending December 2016	290	↓
<b>Variance since December 2015</b>	<b>(4.6%)</b>	<b>↓</b>



### ACTIVITY

Cumulative percentage of contracted UDA delivered 2016 & 2017



Month	Adjusted Scheduled Activity (UDA)	
	2016	2017
April	3	0
May	46	24
June	92	24
July	136	69
August	141	73
September	196	73
October	276	143
November	281	157
December	330	157
January	330	
February	387	
March	513	
April	518	
May	518	
June	518	

### QUALITY

	Quantity	Base Number	Contract	AT	Region	England
% of FP17s for the same patient ID Re-attending within 3 months - Children	0	0	N/A	10.7%	13.4%	12.4%
% of FP17s for the same patient ID Re-attending within 3 months - Adults	3	95	3.2%	15.4%	17.3%	16.6%
% of FP17s for the same patient ID Re-attending between 3 & 9 months - Children	0	0	N/A	58.5%	58.9%	57.5%
% of FP17s for the same patient ID Re-attending between 3 & 9 months - Adults	8	95	8.4%	52.8%	52.5%	50.4%
% of FP17s for Band 1 Urgent Courses	2	90	2.2%	7.6%	9.3%	9.1%
% of FP17s Relating to Free Repair or Replacements	0	90	0.0%	1.3%	1.0%	0.8%
% of FP17s Relating to Continuations	0	90	0.0%	1.6%	1.5%	1.3%
% of Patients satisfied with the dentistry they have received	1	1	N/A	94.2%	93.1%	92.7%
% of Patients satisfied with the time they had to wait for an appointment	0	1	N/A	89.1%	89.8%	88.8%

\* This is based on patients treated on this contract for their most recent course of treatment. Figures in italics indicate the base number of FP17s or Patient Questionnaire responses are less than 100. N/A is shown where the base number of responses is less than 10 during the period. % is calculated as Quantity/Base number\*100

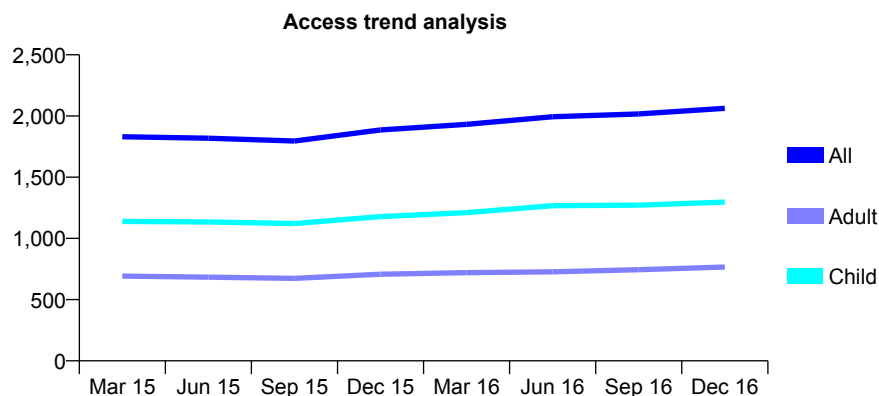
## Q51 - Vital Signs At a Glance Contract Report for 181196/0007 - December 2016

Name or company name	Rotherham NHS Foundation Trust
Contract type name	PDS Contract
Purpose of contract	General
Contract start date	01/04/2011
Contract end date	31/03/2021

16/17 Contracted general activity (UDA)	9,000
Carry forward general activity (UDA)	0
16/17 Contracted orthodontic activity (UOA)	0
Carry forward orthodontic activity (UOA)	0
Baseline contract value	£786,050.29

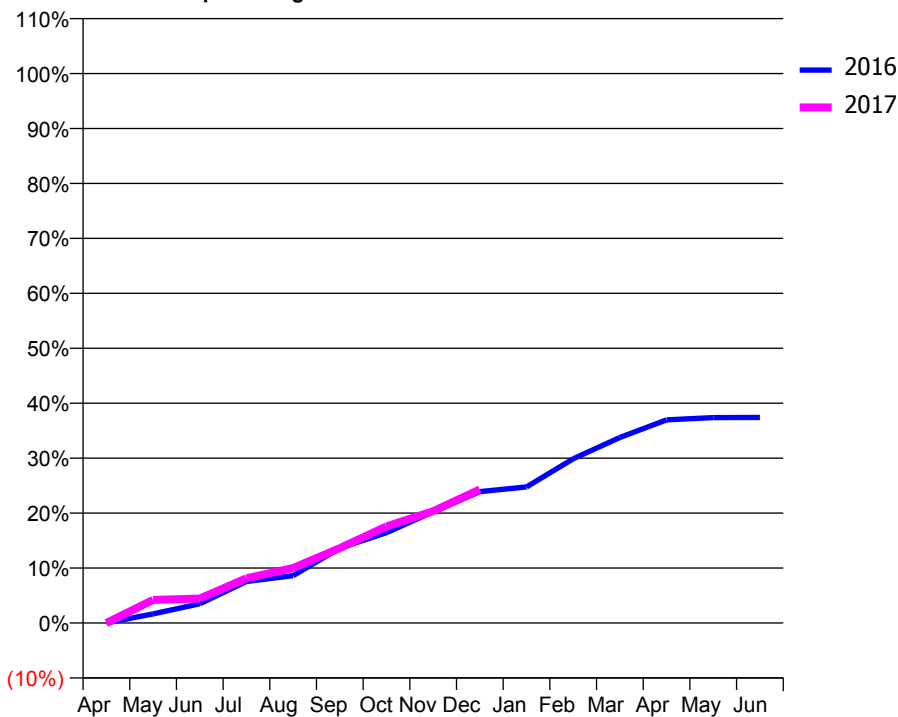
### ACCESS\*

Patients seen in 24 months	Total	Change since previous quarter
Quarter ending December 2015	1,886	
Quarter ending March 2016	1,932	↑
Quarter ending June 2016	1,994	↑
Quarter ending September 2016	2,017	→
Quarter ending December 2016	2,063	↑
<b>Variance since December 2015</b>	<b>9.4%</b>	<b>↑</b>



### ACTIVITY

Cumulative percentage of contracted UDA delivered 2016 & 2017



Month	Adjusted Scheduled Activity (UDA)	
	2016	2017
April	0	0
May	150	380
June	316	401
July	681	733
August	776	901
September	1,225	1,226
October	1,480	1,582
November	1,823	1,831
December	2,153	2,187
January	2,229	
February	2,689	
March	3,039	
April	3,327	
May	3,363	
June	3,367	

### QUALITY

	Quantity	Base Number	Contract	AT	Region	England
% of FP17s for the same patient ID Re-attending within 3 months - Children	22	1,065	2.1%	10.7%	13.4%	12.4%
% of FP17s for the same patient ID Re-attending within 3 months - Adults	15	565	2.7%	15.4%	17.3%	16.6%
% of FP17s for the same patient ID Re-attending between 3 & 9 months - Children	435	1,065	40.8%	58.5%	58.9%	57.5%
% of FP17s for the same patient ID Re-attending between 3 & 9 months - Adults	230	565	40.7%	52.8%	52.5%	50.4%
% of FP17s for Band 1 Urgent Courses	44	1,392	3.2%	7.6%	9.3%	9.1%
% of FP17s Relating to Free Repair or Replacements	0	1,392	0.0%	1.3%	1.0%	0.8%
% of FP17s Relating to Continuations	0	1,392	0.0%	1.6%	1.5%	1.3%
% of Patients satisfied with the dentistry they have received	0	1	N/A	94.2%	93.1%	92.7%
% of Patients satisfied with the time they had to wait for an appointment	0	1	N/A	89.1%	89.8%	88.8%

\* This is based on patients treated on this contract for their most recent course of treatment. Figures in italics indicate the base number of FP17s or Patient Questionnaire responses are less than 100. N/A is shown where the base number of responses is less than 10 during the period. % is calculated as Quantity/Base number\*100



## Q51 - Vital Signs At a Glance Contract Report for 181196/0008 - December 2016

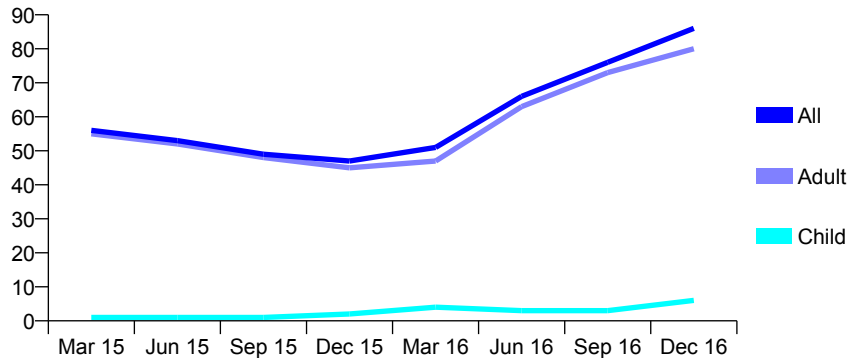
Name or company name	Rotherham NHS Foundation Trust
Contract type name	PDS Contract
Purpose of contract	General
Contract start date	01/04/2011
Contract end date	31/03/2021

16/17 Contracted general activity (UDA)	600
Carry forward general activity (UDA)	0
16/17 Contracted orthodontic activity (UOA)	0
Carry forward orthodontic activity (UOA)	0
Baseline contract value	£52,403.35

### ACCESS\*

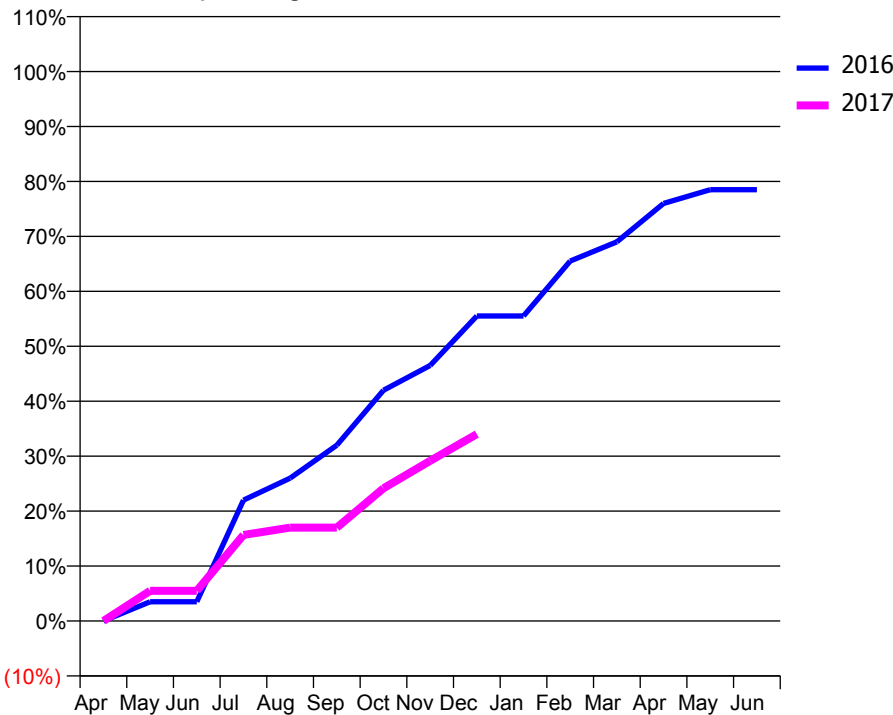
Patients seen in 24 months	Total	Change since previous quarter
Quarter ending December 2015	47	
Quarter ending March 2016	51	↑
Quarter ending June 2016	66	↑
Quarter ending September 2016	76	↑
Quarter ending December 2016	86	↑
<b>Variance since December 2015</b>	<b>83.0%</b>	<b>↑</b>

### Access trend analysis



### ACTIVITY

#### Cumulative percentage of contracted UDA delivered 2016 & 2017



Month	Adjusted Scheduled Activity (UDA)	
	2016	2017
April	0	0
May	21	33
June	21	33
July	132	94
August	156	102
September	192	102
October	252	145
November	279	175
December	333	204
January	333	
February	393	
March	414	
April	456	
May	471	
June	471	

### QUALITY

	Quantity	Base Number	Contract	AT	Region	England
% of FP17s for the same patient ID Re-attending within 3 months - Children	0	7	0.0%	10.7%	13.4%	12.4%
% of FP17s for the same patient ID Re-attending within 3 months - Adults	0	86	0.0%	15.4%	17.3%	16.6%
% of FP17s for the same patient ID Re-attending between 3 & 9 months - Children	0	7	0.0%	58.5%	58.9%	57.5%
% of FP17s for the same patient ID Re-attending between 3 & 9 months - Adults	0	86	0.0%	52.8%	52.5%	50.4%
% of FP17s for Band 1 Urgent Courses	0	74	0.0%	7.6%	9.3%	9.1%
% of FP17s Relating to Free Repair or Replacements	0	74	0.0%	1.3%	1.0%	0.8%
% of FP17s Relating to Continuations	0	74	0.0%	1.6%	1.5%	1.3%
% of Patients satisfied with the dentistry they have received	0	1	N/A	94.2%	93.1%	92.7%
% of Patients satisfied with the time they had to wait for an appointment	1	1	N/A	89.1%	89.8%	88.8%

\* This is based on patients treated on this contract for their most recent course of treatment. Figures in italics indicate the base number of FP17s or Patient Questionnaire responses are less than 100. N/A is shown where the base number of responses is less than 10 during the period. % is calculated as Quantity/Base number\*100

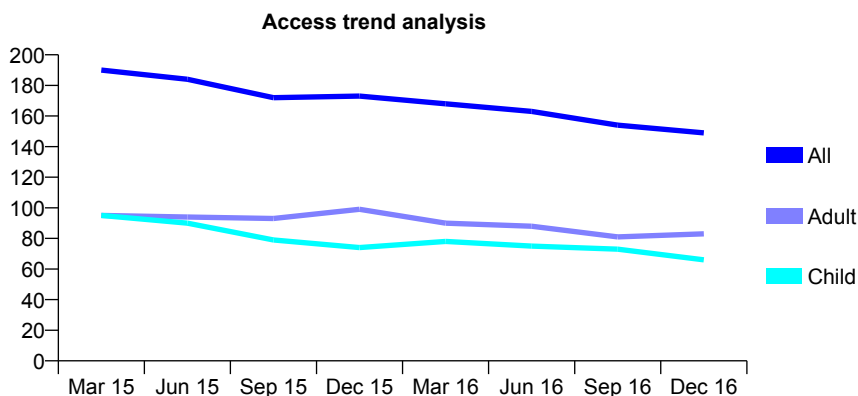
## Q51 - Vital Signs At a Glance Contract Report for 181196/0009 - December 2016

Name or company name	Rotherham NHS Foundation Trust
Contract type name	PDS Contract
Purpose of contract	General
Contract start date	01/04/2011
Contract end date	31/03/2021

16/17 Contracted general activity (UDA)	600
Carry forward general activity (UDA)	0
16/17 Contracted orthodontic activity (UOA)	0
Carry forward orthodontic activity (UOA)	0
Baseline contract value	£52,403.35

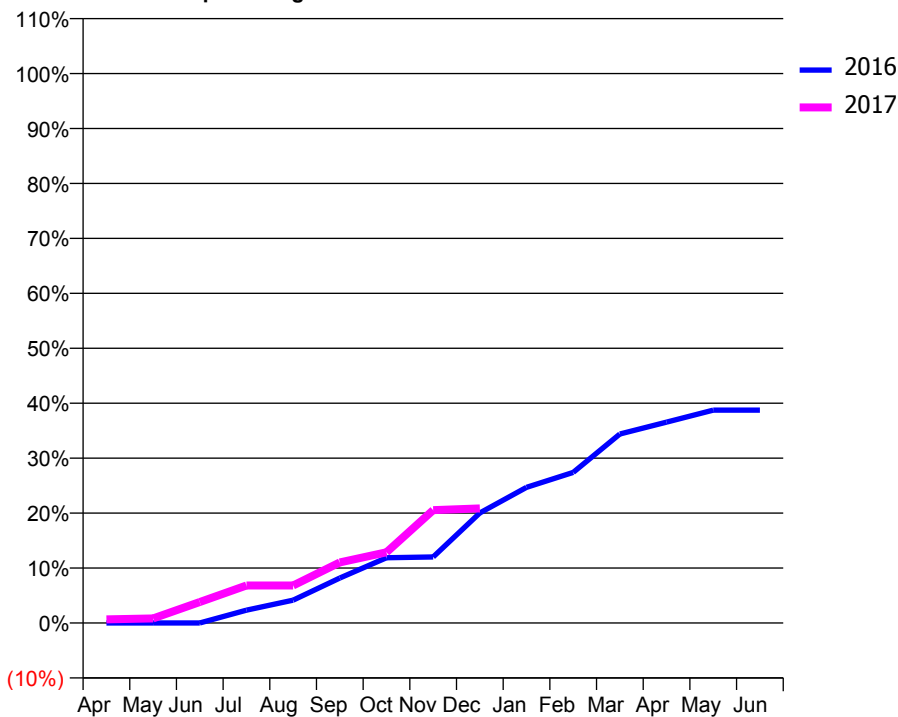
### ACCESS\*

Patients seen in 24 months	Total	Change since previous quarter
Quarter ending December 2015	173	
Quarter ending March 2016	168	↓
Quarter ending June 2016	163	↓
Quarter ending September 2016	154	↓
Quarter ending December 2016	149	↓
<b>Variance since December 2015</b>	<b>(13.9%)</b>	<b>↓</b>



### ACTIVITY

Cumulative percentage of contracted UDA delivered 2016 & 2017



Month	Adjusted Scheduled Activity (UDA)	
	2016	2017
April	0	4
May	0	5
June	0	23
July	14	41
August	25	41
September	49	66
October	71	77
November	72	123
December	120	125
January	148	
February	164	
March	206	
April	219	
May	232	
June	232	

### QUALITY

	Quantity	Base Number	Contract	AT	Region	England
% of FP17s for the same patient ID Re-attending within 3 months - Children	1	54	1.9%	10.7%	13.4%	12.4%
% of FP17s for the same patient ID Re-attending within 3 months - Adults	2	67	3.0%	15.4%	17.3%	16.6%
% of FP17s for the same patient ID Re-attending between 3 & 9 months - Children	34	54	63.0%	58.5%	58.9%	57.5%
% of FP17s for the same patient ID Re-attending between 3 & 9 months - Adults	40	67	59.7%	52.8%	52.5%	50.4%
% of FP17s for Band 1 Urgent Courses	1	107	0.9%	7.6%	9.3%	9.1%
% of FP17s Relating to Free Repair or Replacements	0	107	0.0%	1.3%	1.0%	0.8%
% of FP17s Relating to Continuations	0	107	0.0%	1.6%	1.5%	1.3%
% of Patients satisfied with the dentistry they have received	0	0	N/A	94.2%	93.1%	92.7%
% of Patients satisfied with the time they had to wait for an appointment	0	0	N/A	89.1%	89.8%	88.8%

\* This is based on patients treated on this contract for their most recent course of treatment. Figures in italics indicate the base number of FP17s or Patient Questionnaire responses are less than 100. N/A is shown where the base number of responses is less than 10 during the period. % is calculated as Quantity/Base number\*100

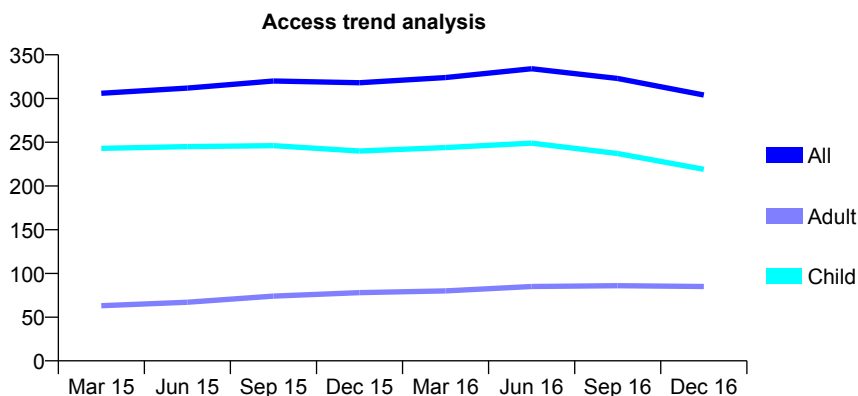
## Q51 - Vital Signs At a Glance Contract Report for 181196/0010 - December 2016

Name or company name	Rotherham NHS Foundation Trust
Contract type name	PDS Contract
Purpose of contract	General
Contract start date	01/04/2011
Contract end date	31/03/2021

16/17 Contracted general activity (UDA)	800
Carry forward general activity (UDA)	0
16/17 Contracted orthodontic activity (UOA)	0
Carry forward orthodontic activity (UOA)	0
Baseline contract value	£69,871.14

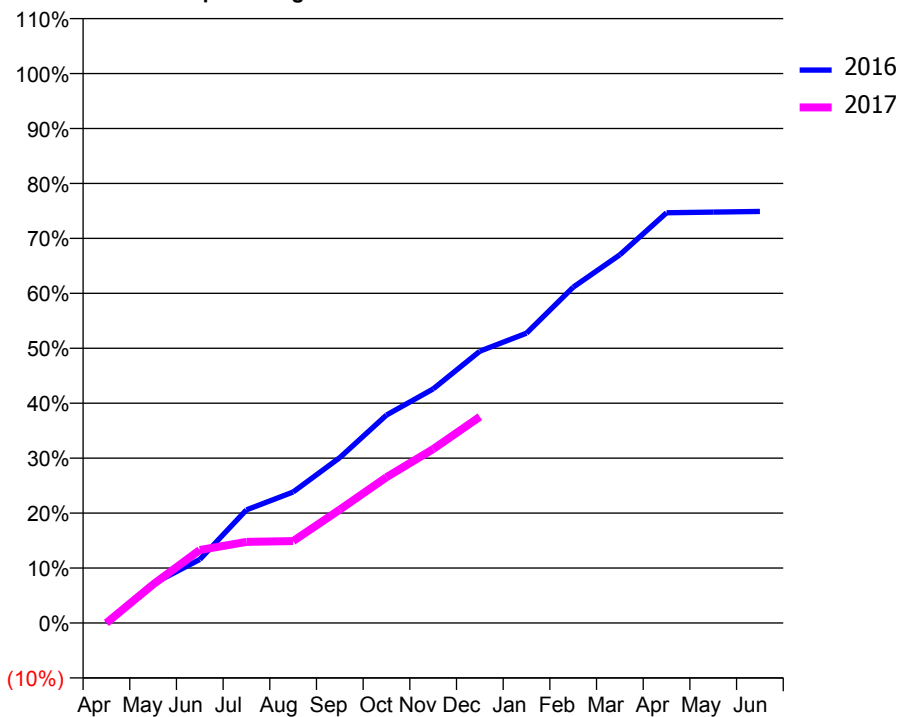
### ACCESS\*

Patients seen in 24 months	Total	Change since previous quarter
Quarter ending December 2015	318	
Quarter ending March 2016	324	→
Quarter ending June 2016	334	↑
Quarter ending September 2016	323	↓
Quarter ending December 2016	304	↓
<b>Variance since December 2015</b>	<b>(4.4%)</b>	<b>↓</b>



### ACTIVITY

Cumulative percentage of contracted UDA delivered 2016 & 2017



Adjusted Scheduled Activity (UDA)

Month	2016	2017
April	0	0
May	57	56
June	93	106
July	165	118
August	191	119
September	241	165
October	303	212
November	341	253
December	396	300
January	422	
February	489	
March	536	
April	597	
May	598	
June	599	

### QUALITY

	Quantity	Base Number	Contract	AT	Region	England
% of FP17s for the same patient ID Re-attending within 3 months - Children	3	220	1.4%	10.7%	13.4%	12.4%
% of FP17s for the same patient ID Re-attending within 3 months - Adults	1	72	1.4%	15.4%	17.3%	16.6%
% of FP17s for the same patient ID Re-attending between 3 & 9 months - Children	134	220	60.9%	58.5%	58.9%	57.5%
% of FP17s for the same patient ID Re-attending between 3 & 9 months - Adults	46	72	63.9%	52.8%	52.5%	50.4%
% of FP17s for Band 1 Urgent Courses	1	236	0.4%	7.6%	9.3%	9.1%
% of FP17s Relating to Free Repair or Replacements	0	236	0.0%	1.3%	1.0%	0.8%
% of FP17s Relating to Continuations	0	236	0.0%	1.6%	1.5%	1.3%
% of Patients satisfied with the dentistry they have received	0	0	N/A	94.2%	93.1%	92.7%
% of Patients satisfied with the time they had to wait for an appointment	0	0	N/A	89.1%	89.8%	88.8%

\* This is based on patients treated on this contract for their most recent course of treatment. Figures in italics indicate the base number of FP17s or Patient Questionnaire responses are less than 100. N/A is shown where the base number of responses is less than 10 during the period. % is calculated as Quantity/Base number\*100

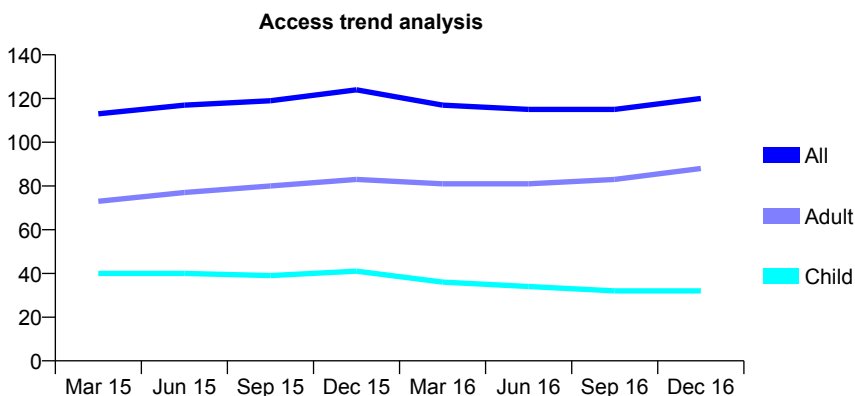
## Q51 - Vital Signs At a Glance Contract Report for 181196/0011 - December 2016

Name or company name	Rotherham NHS Foundation Trust
Contract type name	PDS Contract
Purpose of contract	General
Contract start date	01/04/2011
Contract end date	

16/17 Contracted general activity (UDA)	400
Carry forward general activity (UDA)	0
16/17 Contracted orthodontic activity (UOA)	0
Carry forward orthodontic activity (UOA)	0
Baseline contract value	£34,935.57

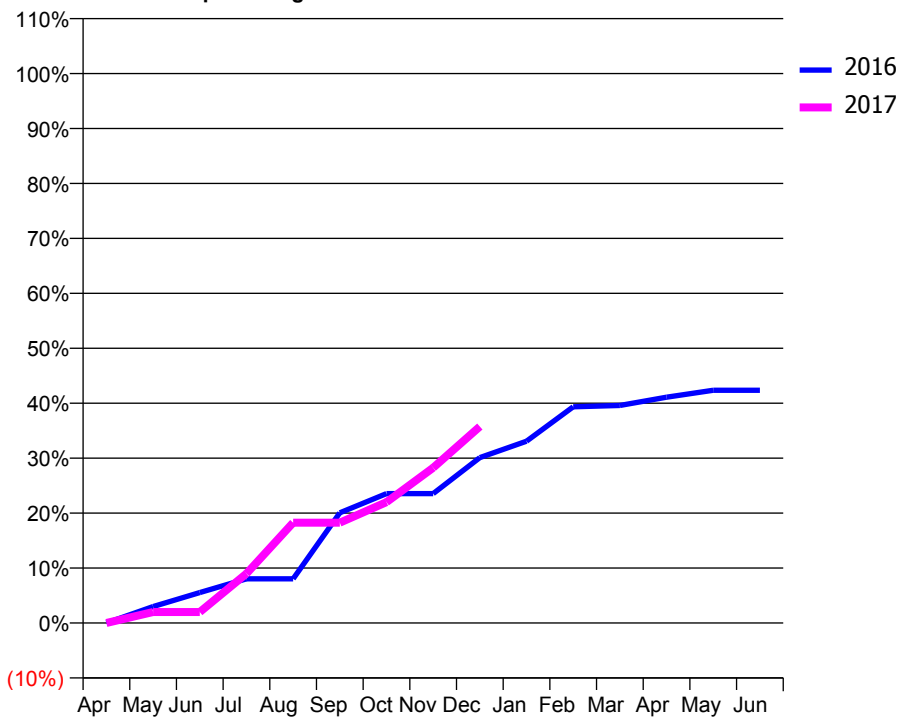
### ACCESS\*

Patients seen in 24 months	Total	Change since previous quarter
Quarter ending December 2015	124	
Quarter ending March 2016	117	↓
Quarter ending June 2016	115	↓
Quarter ending September 2016	115	→
Quarter ending December 2016	120	↑
<b>Variance since December 2015</b>	<b>(3.2%)</b>	<b>↓</b>



### ACTIVITY

Cumulative percentage of contracted UDA delivered 2016 & 2017



Month	Adjusted Scheduled Activity (UDA)	
	2016	2017
April	0	0
May	12	8
June	22	8
July	32	36
August	32	73
September	80	73
October	94	88
November	94	113
December	120	143
January	132	
February	157	
March	158	
April	164	
May	169	
June	169	

### QUALITY

	Quantity	Base Number	Contract	AT	Region	England
% of FP17s for the same patient ID Re-attending within 3 months - Children	0	26	0.0%	10.7%	13.4%	12.4%
% of FP17s for the same patient ID Re-attending within 3 months - Adults	0	57	0.0%	15.4%	17.3%	16.6%
% of FP17s for the same patient ID Re-attending between 3 & 9 months - Children	12	26	46.2%	58.5%	58.9%	57.5%
% of FP17s for the same patient ID Re-attending between 3 & 9 months - Adults	14	57	24.6%	52.8%	52.5%	50.4%
% of FP17s for Band 1 Urgent Courses	0	71	0.0%	7.6%	9.3%	9.1%
% of FP17s Relating to Free Repair or Replacements	0	71	0.0%	1.3%	1.0%	0.8%
% of FP17s Relating to Continuations	0	71	0.0%	1.6%	1.5%	1.3%
% of Patients satisfied with the dentistry they have received	0	0	N/A	94.2%	93.1%	92.7%
% of Patients satisfied with the time they had to wait for an appointment	0	0	N/A	89.1%	89.8%	88.8%

\* This is based on patients treated on this contract for their most recent course of treatment. Figures in italics indicate the base number of FP17s or Patient Questionnaire responses are less than 100. N/A is shown where the base number of responses is less than 10 during the period. % is calculated as Quantity/Base number\*100

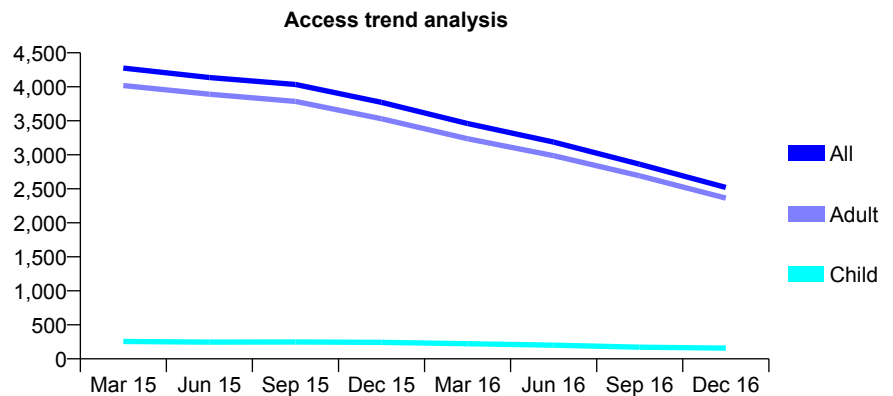
## Q51 - Vital Signs At a Glance Contract Report for 181196/0012 - December 2016

Name or company name	Rotherham NHS Foundation Trust
Contract type name	PDS Contract
Purpose of contract	General
Contract start date	01/04/2011
Contract end date	31/03/2021

16/17 Contracted general activity (UDA)	10,160
Carry forward general activity (UDA)	0
16/17 Contracted orthodontic activity (UOA)	0
Carry forward orthodontic activity (UOA)	0
Baseline contract value	£887,567.45

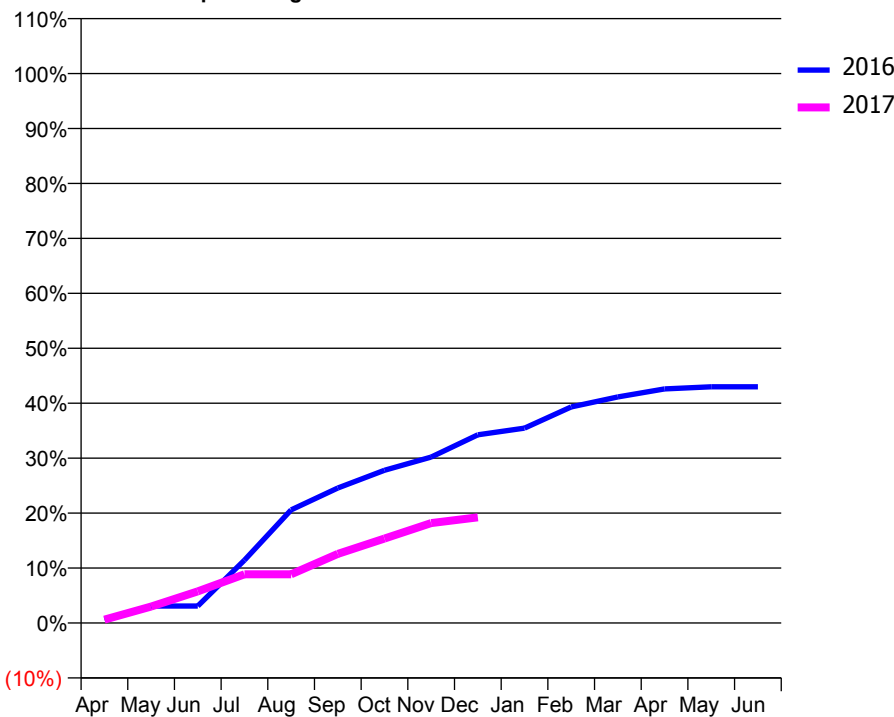
### ACCESS\*

Patients seen in 24 months	Total	Change since previous quarter
Quarter ending December 2015	3,772	
Quarter ending March 2016	3,460	↓
Quarter ending June 2016	3,188	↓
Quarter ending September 2016	2,862	↓
Quarter ending December 2016	2,521	↓
<b>Variance since December 2015</b>	<b>(33.2%)</b>	<b>↓</b>



### ACTIVITY

Cumulative percentage of contracted UDA delivered 2016 & 2017



Month	Adjusted Scheduled Activity (UDA)	
	2016	2017
April	67	63
May	313	304
June	313	585
July	1,161	901
August	2,093	901
September	2,496	1,278
October	2,824	1,561
November	3,067	1,848
December	3,481	1,955
January	3,603	
February	3,996	
March	4,180	
April	4,328	
May	4,368	
June	4,368	

### QUALITY

	Quantity	Base Number	Contract	AT	Region	England
% of FP17s for the same patient ID Re-attending within 3 months - Children	5	94	5.3%	10.7%	13.4%	12.4%
% of FP17s for the same patient ID Re-attending within 3 months - Adults	109	1,305	8.4%	15.4%	17.3%	16.6%
% of FP17s for the same patient ID Re-attending between 3 & 9 months - Children	0	94	0.0%	58.5%	58.9%	57.5%
% of FP17s for the same patient ID Re-attending between 3 & 9 months - Adults	29	1,305	2.2%	52.8%	52.5%	50.4%
% of FP17s for Band 1 Urgent Courses	1,145	1,293	88.6%	7.6%	9.3%	9.1%
% of FP17s Relating to Free Repair or Replacements	0	1,293	0.0%	1.3%	1.0%	0.8%
% of FP17s Relating to Continuations	0	1,293	0.0%	1.6%	1.5%	1.3%
% of Patients satisfied with the dentistry they have received	0	0	N/A	94.2%	93.1%	92.7%
% of Patients satisfied with the time they had to wait for an appointment	0	0	N/A	89.1%	89.8%	88.8%

\* This is based on patients treated on this contract for their most recent course of treatment. Figures in italics indicate the base number of FP17s or Patient Questionnaire responses are less than 100. N/A is shown where the base number of responses is less than 10 during the period. % is calculated as Quantity/Base number\*100

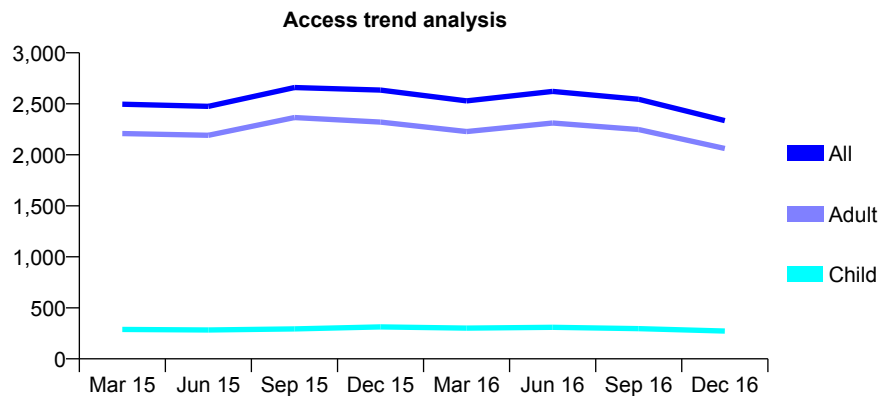
## Q51 - Vital Signs At a Glance Contract Report for 181196/0013 - December 2016

Name or company name	Rotherham NHS Foundation Trust
Contract type name	PDS Contract
Purpose of contract	General
Contract start date	01/04/2011
Contract end date	31/03/2021

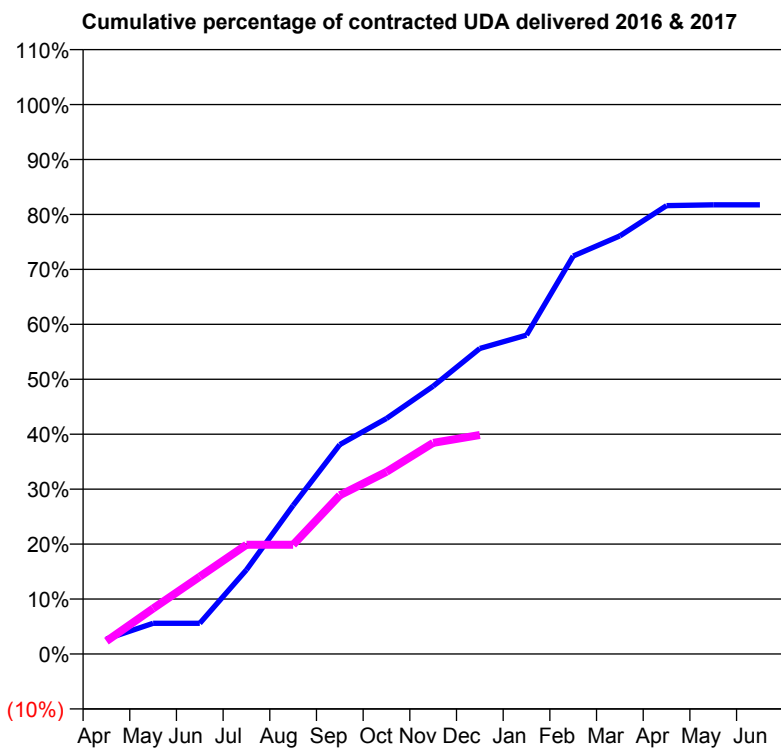
16/17 Contracted general activity (UDA)	5,900
Carry forward general activity (UDA)	0
16/17 Contracted orthodontic activity (UOA)	0
Carry forward orthodontic activity (UOA)	0
Baseline contract value	£473,073.00

### ACCESS\*

Patients seen in 24 months	Total	Change since previous quarter
Quarter ending December 2015	2,634	
Quarter ending March 2016	2,529	↓
Quarter ending June 2016	2,621	↑
Quarter ending September 2016	2,544	↓
Quarter ending December 2016	2,335	↓
<b>Variance since December 2015</b>	<b>(11.4%)</b>	<b>↓</b>



### ACTIVITY



Month	Adjusted Scheduled Activity (UDA)	
	2016	2017
April	161	138
May	329	490
June	329	831
July	904	1,173
August	1,595	1,173
September	2,248	1,705
October	2,529	1,956
November	2,875	2,267
December	3,281	2,352
January	3,424	
February	4,273	
March	4,489	
April	4,814	
May	4,822	
June	4,822	

### QUALITY

	Quantity	Base Number	Contract	AT	Region	England
% of FP17s for the same patient ID Re-attending within 3 months - Children	12	384	3.1%	10.7%	13.4%	12.4%
% of FP17s for the same patient ID Re-attending within 3 months - Adults	50	1,846	2.7%	15.4%	17.3%	16.6%
% of FP17s for the same patient ID Re-attending between 3 & 9 months - Children	5	384	1.3%	58.5%	58.9%	57.5%
% of FP17s for the same patient ID Re-attending between 3 & 9 months - Adults	24	1,846	1.3%	52.8%	52.5%	50.4%
% of FP17s for Band 1 Urgent Courses	1,945	1,951	99.7%	7.6%	9.3%	9.1%
% of FP17s Relating to Free Repair or Replacements	0	1,951	0.0%	1.3%	1.0%	0.8%
% of FP17s Relating to Continuations	0	1,951	0.0%	1.6%	1.5%	1.3%
% of Patients satisfied with the dentistry they have received	0	0	N/A	94.2%	93.1%	92.7%
% of Patients satisfied with the time they had to wait for an appointment	0	0	N/A	89.1%	89.8%	88.8%

\* This is based on patients treated on this contract for their most recent course of treatment. Figures in italics indicate the base number of FP17s or Patient Questionnaire responses are less than 100. N/A is shown where the base number of responses is less than 10 during the period. % is calculated as Quantity/Base number\*100

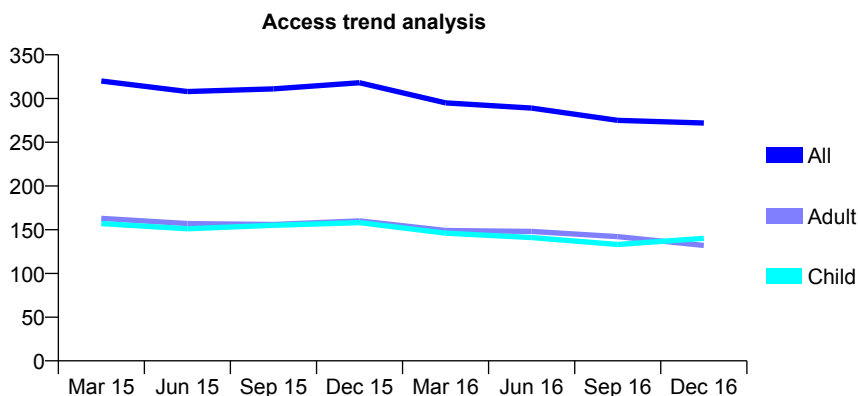
## Q51 - Vital Signs At a Glance Contract Report for 181196/0014 - December 2016

Name or company name	Rotherham NHS Foundation Trust
Contract type name	PDS Contract
Purpose of contract	General
Contract start date	01/04/2011
Contract end date	31/03/2021

16/17 Contracted general activity (UDA)	1,500
Carry forward general activity (UDA)	0
16/17 Contracted orthodontic activity (UOA)	0
Carry forward orthodontic activity (UOA)	0
Baseline contract value	£237,180.83

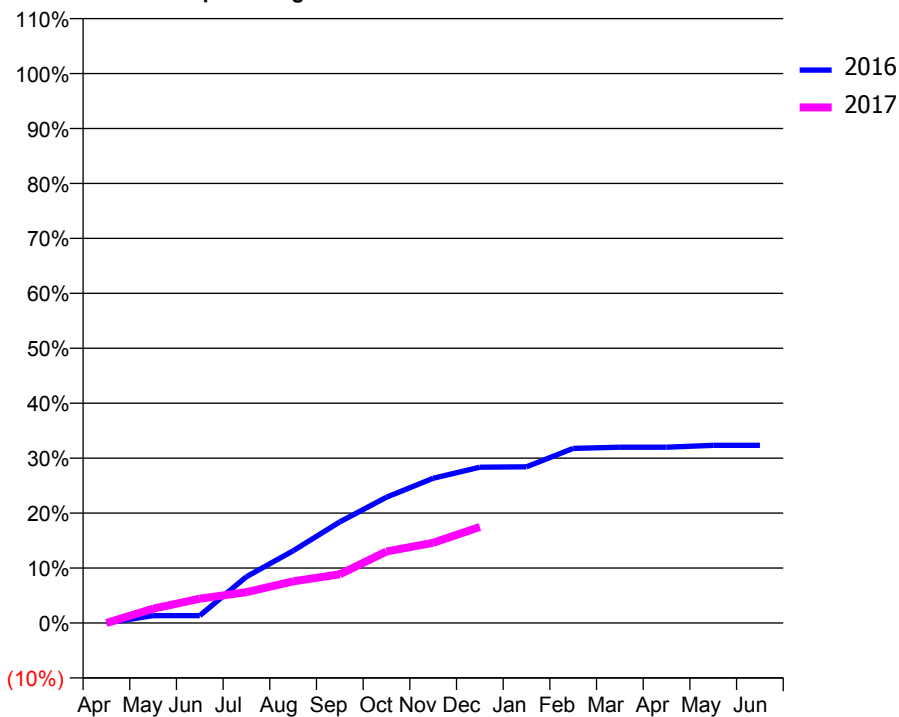
### ACCESS\*

Patients seen in 24 months	Total	Change since previous quarter
Quarter ending December 2015	318	
Quarter ending March 2016	295	↓
Quarter ending June 2016	289	↓
Quarter ending September 2016	275	↓
Quarter ending December 2016	272	↓
<b>Variance since December 2015</b>	<b>(14.5%)</b>	<b>↓</b>



### ACTIVITY

Cumulative percentage of contracted UDA delivered 2016 & 2017



Adjusted Scheduled Activity (UDA)

Month	2016	2017
April	0	0
May	20	39
June	20	66
July	127	84
August	197	114
September	276	133
October	343	195
November	395	219
December	425	262
January	427	
February	477	
March	480	
April	480	
May	485	
June	485	

### QUALITY

	Quantity	Base Number	Contract	AT	Region	England
% of FP17s for the same patient ID Re-attending within 3 months - Children	7	139	5.0%	10.7%	13.4%	12.4%
% of FP17s for the same patient ID Re-attending within 3 months - Adults	3	58	5.2%	15.4%	17.3%	16.6%
% of FP17s for the same patient ID Re-attending between 3 & 9 months - Children	60	139	43.2%	58.5%	58.9%	57.5%
% of FP17s for the same patient ID Re-attending between 3 & 9 months - Adults	18	58	31.0%	52.8%	52.5%	50.4%
% of FP17s for Band 1 Urgent Courses	13	191	6.8%	7.6%	9.3%	9.1%
% of FP17s Relating to Free Repair or Replacements	0	191	0.0%	1.3%	1.0%	0.8%
% of FP17s Relating to Continuations	0	191	0.0%	1.6%	1.5%	1.3%
% of Patients satisfied with the dentistry they have received	0	0	N/A	94.2%	93.1%	92.7%
% of Patients satisfied with the time they had to wait for an appointment	0	0	N/A	89.1%	89.8%	88.8%

\* This is based on patients treated on this contract for their most recent course of treatment. Figures in italics indicate the base number of FP17s or Patient Questionnaire responses are less than 100. N/A is shown where the base number of responses is less than 10 during the period. % is calculated as Quantity/Base number\*100



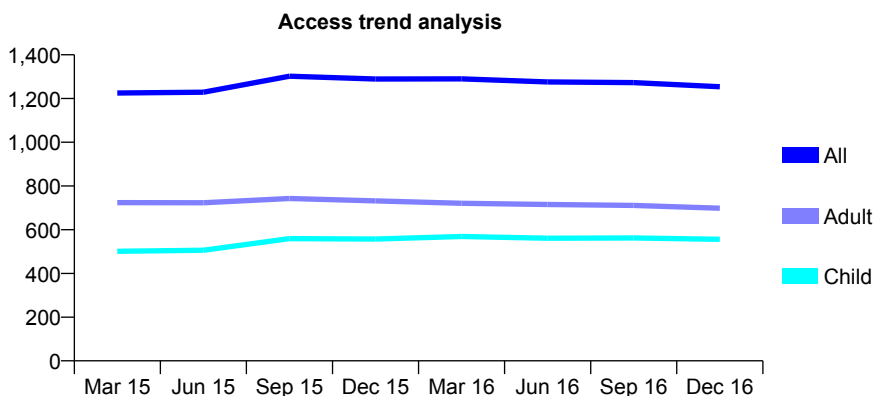
## Q51 - Vital Signs At a Glance Contract Report for 181196/0015 - December 2016

Name or company name	Rotherham NHS Foundation Trust
Contract type name	PDS Contract
Purpose of contract	General
Contract start date	01/04/2011
Contract end date	31/03/2021

16/17 Contracted general activity (UDA)	2,500
Carry forward general activity (UDA)	0
16/17 Contracted orthodontic activity (UOA)	0
Carry forward orthodontic activity (UOA)	0
Baseline contract value	£726,570.45

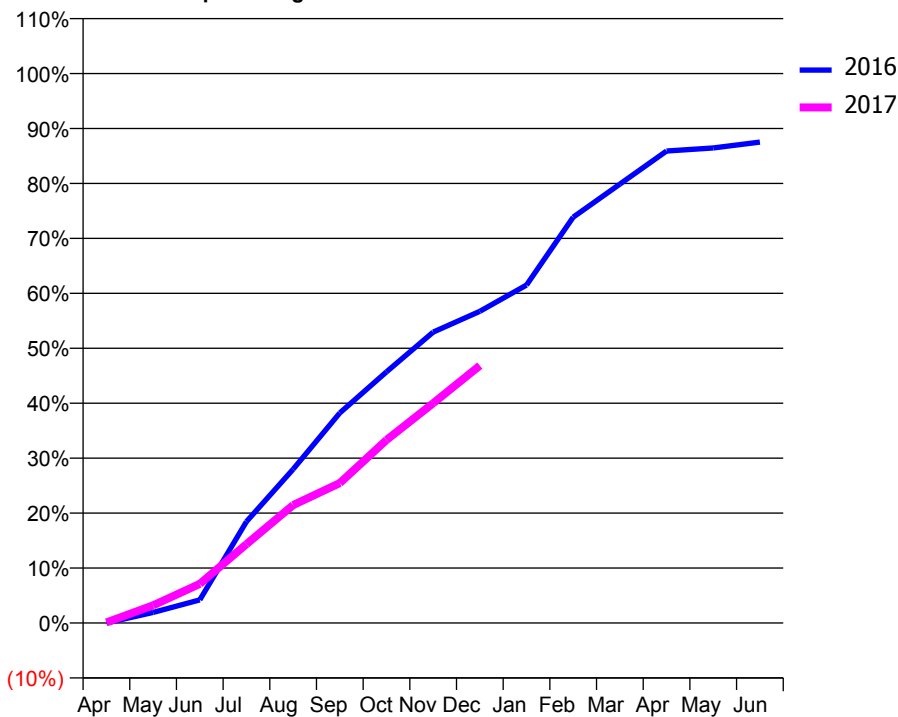
### ACCESS\*

Patients seen in 24 months	Total	Change since previous quarter
Quarter ending December 2015	1,289	
Quarter ending March 2016	1,290	→
Quarter ending June 2016	1,276	↓
Quarter ending September 2016	1,273	→
Quarter ending December 2016	1,254	↓
<b>Variance since December 2015</b>	<b>(2.7%)</b>	<b>↓</b>



### ACTIVITY

Cumulative percentage of contracted UDA delivered 2016 & 2017



Month	Adjusted Scheduled Activity (UDA)	
	2016	2017
April	0	3
May	48	80
June	105	178
July	462	359
August	700	537
September	956	637
October	1,142	832
November	1,323	1,000
December	1,418	1,171
January	1,537	
February	1,846	
March	1,997	
April	2,147	
May	2,161	
June	2,188	

### QUALITY

	Quantity	Base Number	Contract	AT	Region	England
% of FP17s for the same patient ID Re-attending within 3 months - Children	21	520	4.0%	10.7%	13.4%	12.4%
% of FP17s for the same patient ID Re-attending within 3 months - Adults	26	396	6.6%	15.4%	17.3%	16.6%
% of FP17s for the same patient ID Re-attending between 3 & 9 months - Children	202	520	38.8%	58.5%	58.9%	57.5%
% of FP17s for the same patient ID Re-attending between 3 & 9 months - Adults	106	396	26.8%	52.8%	52.5%	50.4%
% of FP17s for Band 1 Urgent Courses	42	668	6.3%	7.6%	9.3%	9.1%
% of FP17s Relating to Free Repair or Replacements	2	668	0.3%	1.3%	1.0%	0.8%
% of FP17s Relating to Continuations	1	668	0.1%	1.6%	1.5%	1.3%
% of Patients satisfied with the dentistry they have received	0	0	N/A	94.2%	93.1%	92.7%
% of Patients satisfied with the time they had to wait for an appointment	0	0	N/A	89.1%	89.8%	88.8%

\* This is based on patients treated on this contract for their most recent course of treatment. Figures in italics indicate the base number of FP17s or Patient Questionnaire responses are less than 100. N/A is shown where the base number of responses is less than 10 during the period. % is calculated as Quantity/Base number\*100

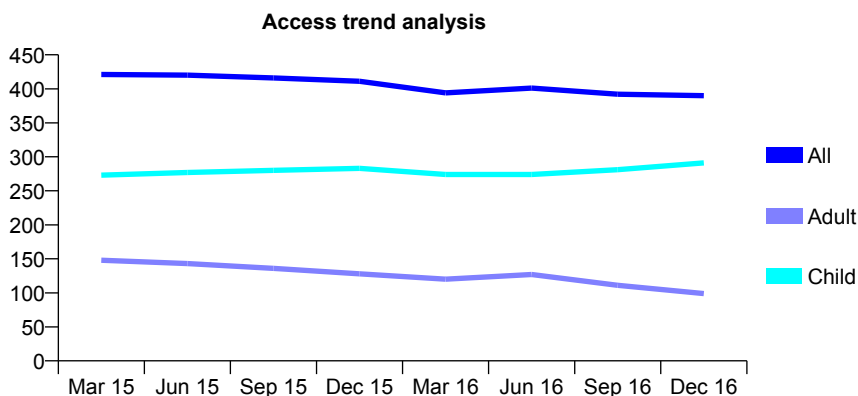
## Q51 - Vital Signs At a Glance Contract Report for 181196/0016 - December 2016

Name or company name	Rotherham NHS Foundation Trust
Contract type name	PDS Contract
Purpose of contract	General
Contract start date	01/04/2011
Contract end date	31/03/2021

16/17 Contracted general activity (UDA)	1,200
Carry forward general activity (UDA)	0
16/17 Contracted orthodontic activity (UOA)	0
Carry forward orthodontic activity (UOA)	0
Baseline contract value	£273,520.43

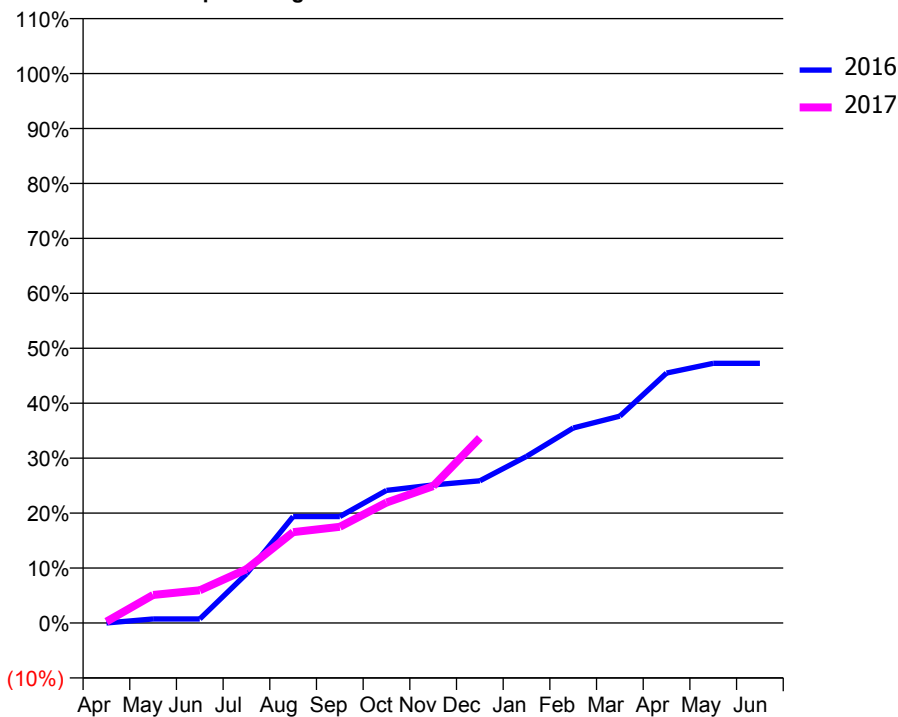
### ACCESS\*

Patients seen in 24 months	Total	Change since previous quarter
Quarter ending December 2015	411	
Quarter ending March 2016	394	↓
Quarter ending June 2016	401	→
Quarter ending September 2016	392	↓
Quarter ending December 2016	390	→
<b>Variance since December 2015</b>	<b>(5.1%)</b>	<b>↓</b>



### ACTIVITY

Cumulative percentage of contracted UDA delivered 2016 & 2017



Month	Adjusted Scheduled Activity (UDA)	
	2016	2017
April	0	3
May	9	61
June	9	71
July	107	117
August	232	199
September	232	210
October	290	263
November	302	299
December	311	404
January	364	
February	426	
March	452	
April	546	
May	567	
June	567	

### QUALITY

	Quantity	Base Number	Contract	AT	Region	England
% of FP17s for the same patient ID Re-attending within 3 months - Children	8	250	3.2%	10.7%	13.4%	12.4%
% of FP17s for the same patient ID Re-attending within 3 months - Adults	5	77	6.5%	15.4%	17.3%	16.6%
% of FP17s for the same patient ID Re-attending between 3 & 9 months - Children	69	250	27.6%	58.5%	58.9%	57.5%
% of FP17s for the same patient ID Re-attending between 3 & 9 months - Adults	12	77	15.6%	52.8%	52.5%	50.4%
% of FP17s for Band 1 Urgent Courses	6	261	2.3%	7.6%	9.3%	9.1%
% of FP17s Relating to Free Repair or Replacements	0	261	0.0%	1.3%	1.0%	0.8%
% of FP17s Relating to Continuations	0	261	0.0%	1.6%	1.5%	1.3%
% of Patients satisfied with the dentistry they have received	0	0	N/A	94.2%	93.1%	92.7%
% of Patients satisfied with the time they had to wait for an appointment	0	0	N/A	89.1%	89.8%	88.8%

\* This is based on patients treated on this contract for their most recent course of treatment. Figures in italics indicate the base number of FP17s or Patient Questionnaire responses are less than 100. N/A is shown where the base number of responses is less than 10 during the period. % is calculated as Quantity/Base number\*100

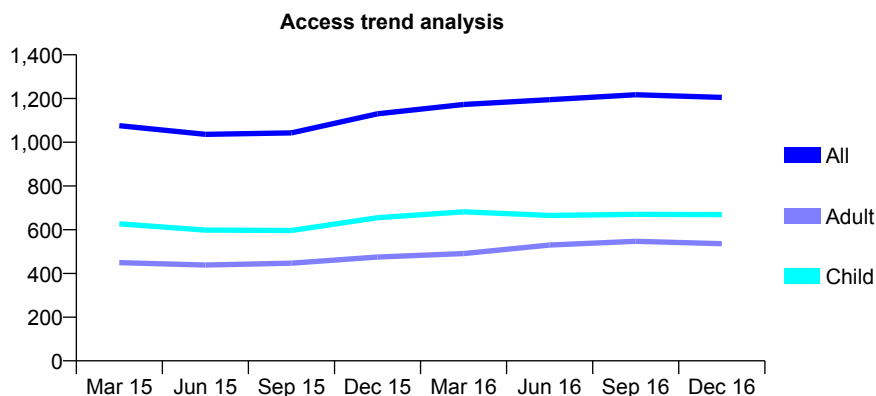
## Q51 - Vital Signs At a Glance Contract Report for 181196/0018 - December 2016

Name or company name	Rotherham NHS Foundation Trust
Contract type name	PDS Contract
Purpose of contract	General
Contract start date	01/04/2011
Contract end date	31/03/2021

16/17 Contracted general activity (UDA)	2,000
Carry forward general activity (UDA)	0
16/17 Contracted orthodontic activity (UOA)	0
Carry forward orthodontic activity (UOA)	0
Baseline contract value	£575,492.85

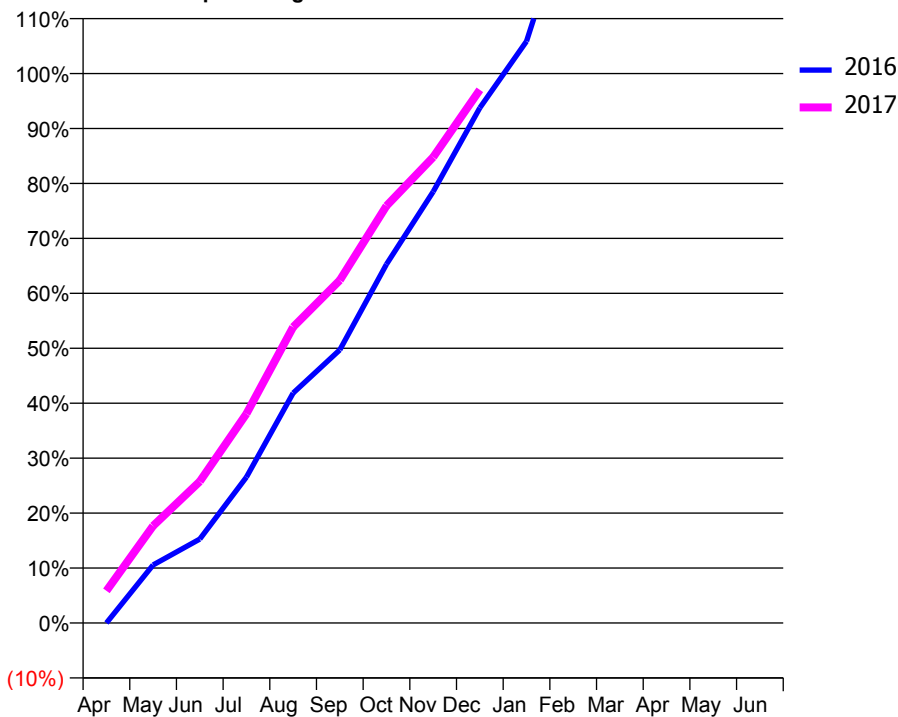
### ACCESS\*

Patients seen in 24 months	Total	Change since previous quarter
Quarter ending December 2015	1,130	
Quarter ending March 2016	1,173	↑
Quarter ending June 2016	1,195	→
Quarter ending September 2016	1,217	→
Quarter ending December 2016	1,205	→
<b>Variance since December 2015</b>	<b>6.6%</b>	<b>↑</b>



### ACTIVITY

Cumulative percentage of contracted UDA delivered 2016 & 2017



Month	Adjusted Scheduled Activity (UDA)	
	2016	2017
April	0	117
May	211	354
June	305	515
July	531	762
August	837	1,077
September	994	1,247
October	1,306	1,518
November	1,570	1,695
December	1,875	1,940
January	2,117	
February	2,645	
March	2,934	
April	3,260	
May	3,261	
June	3,259	

### QUALITY

	Quantity	Base Number	Contract	AT	Region	England
% of FP17s for the same patient ID Re-attending within 3 months - Children	49	830	5.9%	10.7%	13.4%	12.4%
% of FP17s for the same patient ID Re-attending within 3 months - Adults	69	542	12.7%	15.4%	17.3%	16.6%
% of FP17s for the same patient ID Re-attending between 3 & 9 months - Children	439	830	52.9%	58.5%	58.9%	57.5%
% of FP17s for the same patient ID Re-attending between 3 & 9 months - Adults	315	542	58.1%	52.8%	52.5%	50.4%
% of FP17s for Band 1 Urgent Courses	22	1,164	1.9%	7.6%	9.3%	9.1%
% of FP17s Relating to Free Repair or Replacements	0	1,164	0.0%	1.3%	1.0%	0.8%
% of FP17s Relating to Continuations	4	1,164	0.3%	1.6%	1.5%	1.3%
% of Patients satisfied with the dentistry they have received	1	1	N/A	94.2%	93.1%	92.7%
% of Patients satisfied with the time they had to wait for an appointment	0	1	N/A	89.1%	89.8%	88.8%

\* This is based on patients treated on this contract for their most recent course of treatment. Figures in italics indicate the base number of FP17s or Patient Questionnaire responses are less than 100. N/A is shown where the base number of responses is less than 10 during the period. % is calculated as Quantity/Base number\*100

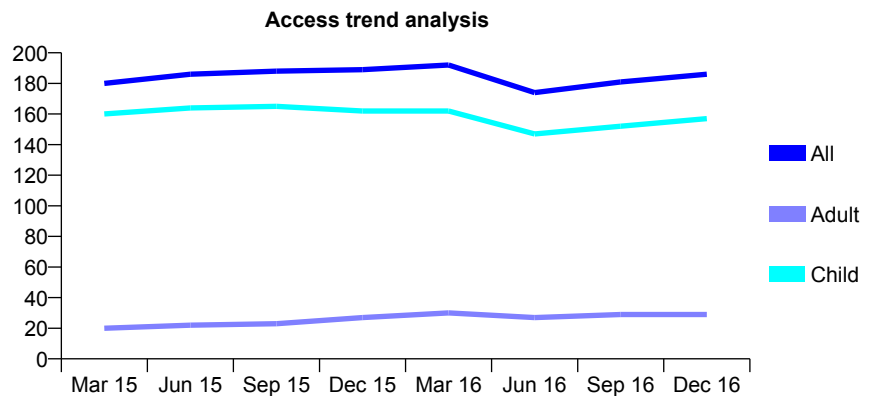
## Q51 - Vital Signs At a Glance Contract Report for 181196/0019 - December 2016

Name or company name	Rotherham NHS Foundation Trust
Contract type name	PDS Contract
Purpose of contract	General
Contract start date	01/04/2011
Contract end date	31/03/2021

16/17 Contracted general activity (UDA)	350
Carry forward general activity (UDA)	0
16/17 Contracted orthodontic activity (UOA)	0
Carry forward orthodontic activity (UOA)	0
Baseline contract value	£100,711.25

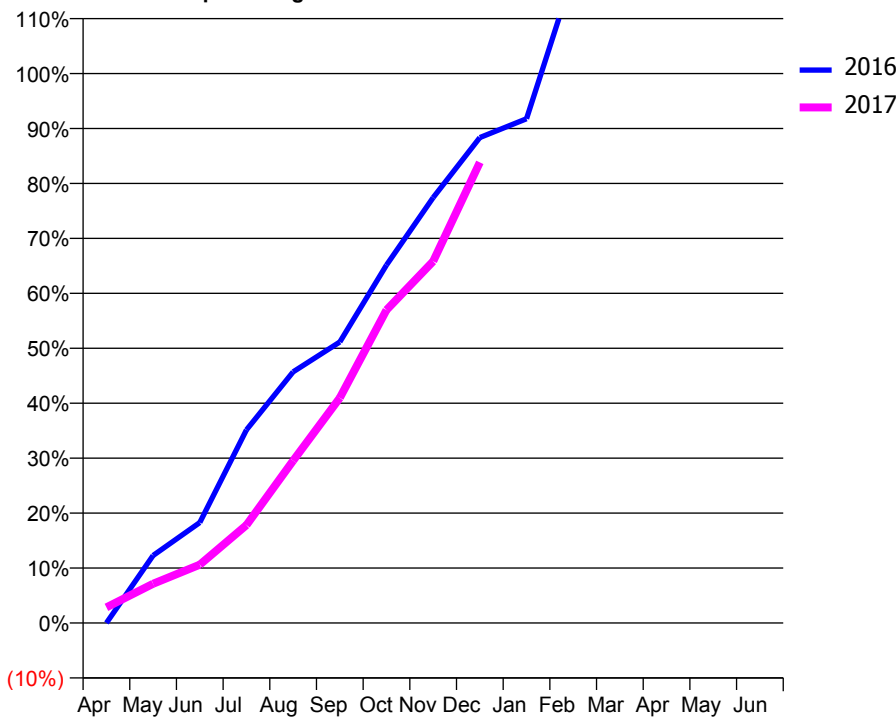
### ACCESS\*

Patients seen in 24 months	Total	Change since previous quarter
Quarter ending December 2015	189	
Quarter ending March 2016	192	→
Quarter ending June 2016	174	↓
Quarter ending September 2016	181	↑
Quarter ending December 2016	186	↑
<b>Variance since December 2015</b>	<b>(1.6%)</b>	<b>↓</b>



### ACTIVITY

Cumulative percentage of contracted UDA delivered 2016 & 2017



Month	Adjusted Scheduled Activity (UDA)	
	2016	2017
April	0	10
May	43	25
June	64	37
July	123	62
August	160	103
September	179	143
October	228	199
November	271	230
December	309	293
January	321	
February	413	
March	450	
April	475	
May	475	
June	480	

### QUALITY

	Quantity	Base Number	Contract	AT	Region	England
% of FP17s for the same patient ID Re-attending within 3 months - Children	12	170	7.1%	10.7%	13.4%	12.4%
% of FP17s for the same patient ID Re-attending within 3 months - Adults	0	24	0.0%	15.4%	17.3%	16.6%
% of FP17s for the same patient ID Re-attending between 3 & 9 months - Children	69	170	40.6%	58.5%	58.9%	57.5%
% of FP17s for the same patient ID Re-attending between 3 & 9 months - Adults	11	24	45.8%	52.8%	52.5%	50.4%
% of FP17s for Band 1 Urgent Courses	2	165	1.2%	7.6%	9.3%	9.1%
% of FP17s Relating to Free Repair or Replacements	0	165	0.0%	1.3%	1.0%	0.8%
% of FP17s Relating to Continuations	0	165	0.0%	1.6%	1.5%	1.3%
% of Patients satisfied with the dentistry they have received	0	0	N/A	94.2%	93.1%	92.7%
% of Patients satisfied with the time they had to wait for an appointment	0	0	N/A	89.1%	89.8%	88.8%

\* This is based on patients treated on this contract for their most recent course of treatment. Figures in italics indicate the base number of FP17s or Patient Questionnaire responses are less than 100. N/A is shown where the base number of responses is less than 10 during the period. % is calculated as Quantity/Base number\*100

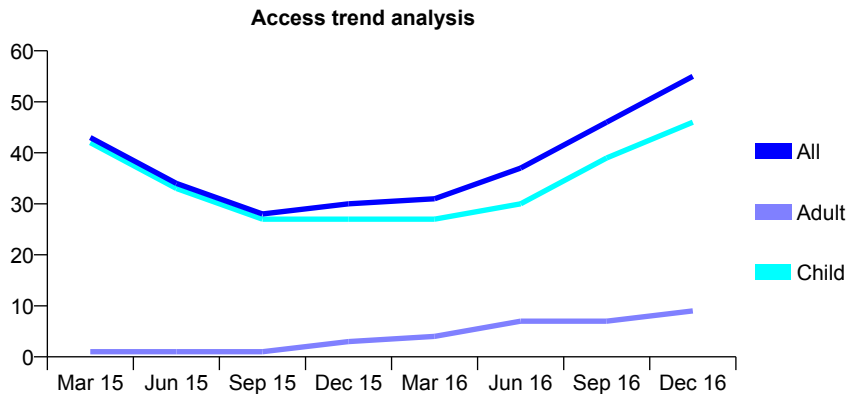
## Q51 - Vital Signs At a Glance Contract Report for 181196/0020 - December 2016

Name or company name	Rotherham NHS Foundation Trust
Contract type name	PDS Contract
Purpose of contract	General
Contract start date	01/04/2011
Contract end date	31/03/2021

16/17 Contracted general activity (UDA)	150
Carry forward general activity (UDA)	0
16/17 Contracted orthodontic activity (UOA)	0
Carry forward orthodontic activity (UOA)	0
Baseline contract value	£43,161.97

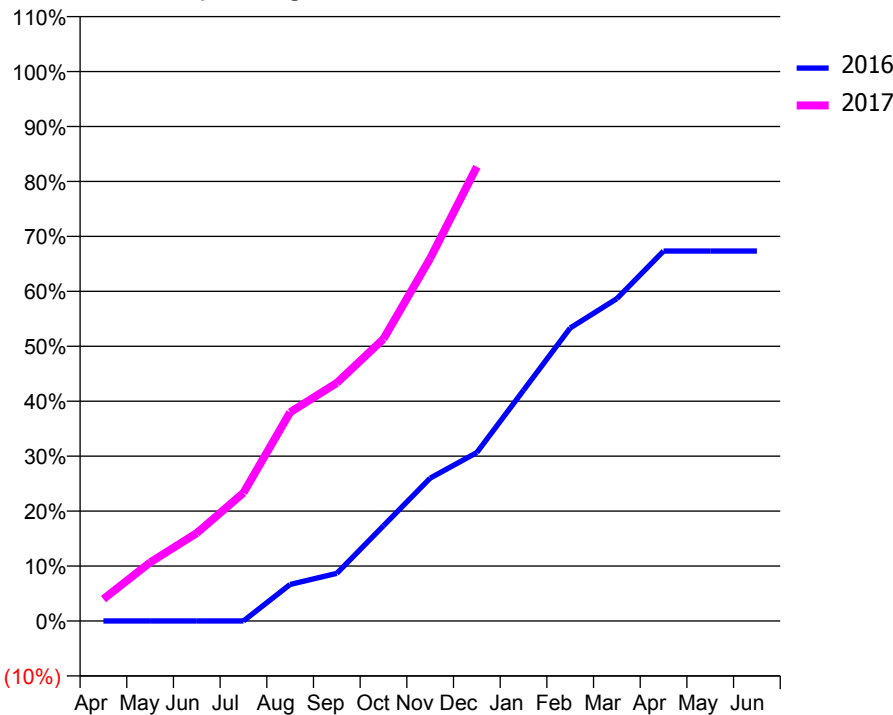
### ACCESS\*

Patients seen in 24 months	Total	Change since previous quarter
Quarter ending December 2015	30	
Quarter ending March 2016	31	↑
Quarter ending June 2016	37	↑
Quarter ending September 2016	46	↑
Quarter ending December 2016	55	↑
<b>Variance since December 2015</b>	<b>83.3%</b>	<b>↑</b>



### ACTIVITY

Cumulative percentage of contracted UDA delivered 2016 & 2017



Month	Adjusted Scheduled Activity (UDA)	
	2016	2017
April	0	6
May	0	16
June	0	24
July	0	35
August	10	57
September	13	65
October	26	77
November	39	99
December	46	124
January	63	
February	80	
March	88	
April	101	
May	101	
June	101	

### QUALITY

	Quantity	Base Number	Contract	AT	Region	England
% of FP17s for the same patient ID Re-attending within 3 months - Children	3	53	5.7%	10.7%	13.4%	12.4%
% of FP17s for the same patient ID Re-attending within 3 months - Adults	2	15	13.3%	15.4%	17.3%	16.6%
% of FP17s for the same patient ID Re-attending between 3 & 9 months - Children	11	53	20.8%	58.5%	58.9%	57.5%
% of FP17s for the same patient ID Re-attending between 3 & 9 months - Adults	5	15	33.3%	52.8%	52.5%	50.4%
% of FP17s for Band 1 Urgent Courses	0	62	0.0%	7.6%	9.3%	9.1%
% of FP17s Relating to Free Repair or Replacements	0	62	0.0%	1.3%	1.0%	0.8%
% of FP17s Relating to Continuations	0	62	0.0%	1.6%	1.5%	1.3%
% of Patients satisfied with the dentistry they have received	0	0	N/A	94.2%	93.1%	92.7%
% of Patients satisfied with the time they had to wait for an appointment	0	0	N/A	89.1%	89.8%	88.8%

\* This is based on patients treated on this contract for their most recent course of treatment. Figures in italics indicate the base number of FP17s or Patient Questionnaire responses are less than 100. N/A is shown where the base number of responses is less than 10 during the period. % is calculated as Quantity/Base number\*100

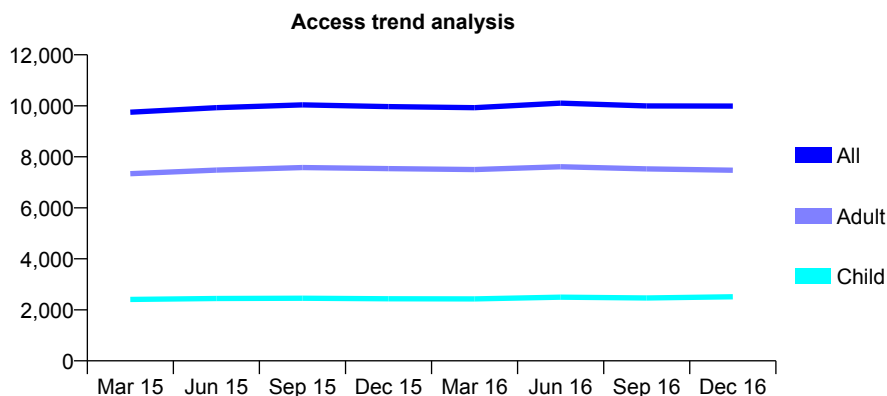
## Q51 - Vital Signs At a Glance Contract Report for 181943/0001 - December 2016

Name or company name	Brinsworth Lane Dental Care
Contract type name	GDS Contract
Purpose of contract	General
Contract start date	03/05/2011
Contract end date	

16/17 Contracted general activity (UDA)	25,564
Carry forward general activity (UDA)	0
16/17 Contracted orthodontic activity (UOA)	0
Carry forward orthodontic activity (UOA)	0
Baseline contract value	£806,255.39

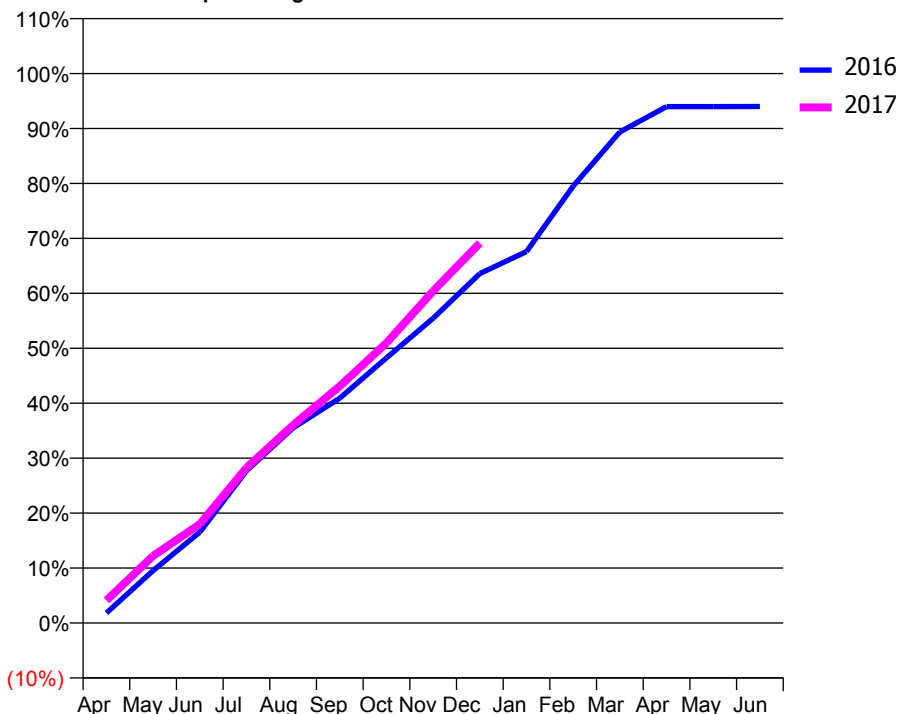
### ACCESS\*

Patients seen in 24 months	Total	Change since previous quarter
Quarter ending December 2015	9,967	
Quarter ending March 2016	9,927	→
Quarter ending June 2016	10,106	→
Quarter ending September 2016	9,993	↓
Quarter ending December 2016	9,990	→
<b>Variance since December 2015</b>	<b>0.2%</b>	<b>→</b>



### ACTIVITY

Cumulative percentage of contracted UDA delivered 2016 & 2017



Month	Adjusted Scheduled Activity (UDA)	
	2016	2017
April	469	1,054
May	2,443	3,123
June	4,225	4,603
July	7,082	7,223
August	9,078	9,210
September	10,462	11,020
October	12,337	13,030
November	14,177	15,441
December	16,258	17,674
January	17,279	
February	20,326	
March	22,842	
April	24,022	
May	24,025	
June	24,029	

### QUALITY

	Quantity	Base Number	Contract	AT	Region	England
% of FP17s for the same patient ID Re-attending within 3 months - Children	140	2,575	5.4%	10.7%	13.4%	12.4%
% of FP17s for the same patient ID Re-attending within 3 months - Adults	702	7,106	9.9%	15.4%	17.3%	16.6%
% of FP17s for the same patient ID Re-attending between 3 & 9 months - Children	1,261	2,575	49.0%	58.5%	58.9%	57.5%
% of FP17s for the same patient ID Re-attending between 3 & 9 months - Adults	3,722	7,106	52.4%	52.8%	52.5%	50.4%
% of FP17s for Band 1 Urgent Courses	307	9,091	3.4%	7.6%	9.3%	9.1%
% of FP17s Relating to Free Repair or Replacements	66	9,091	0.7%	1.3%	1.0%	0.8%
% of FP17s Relating to Continuations	134	9,091	1.5%	1.6%	1.5%	1.3%
% of Patients satisfied with the dentistry they have received	13	13	100.0%	94.2%	93.1%	92.7%
% of Patients satisfied with the time they had to wait for an appointment	11	13	84.6%	89.1%	89.8%	88.8%

\* This is based on patients treated on this contract for their most recent course of treatment. Figures in italics indicate the base number of FP17s or Patient Questionnaire responses are less than 100. N/A is shown where the base number of responses is less than 10 during the period. % is calculated as Quantity/Base number\*100

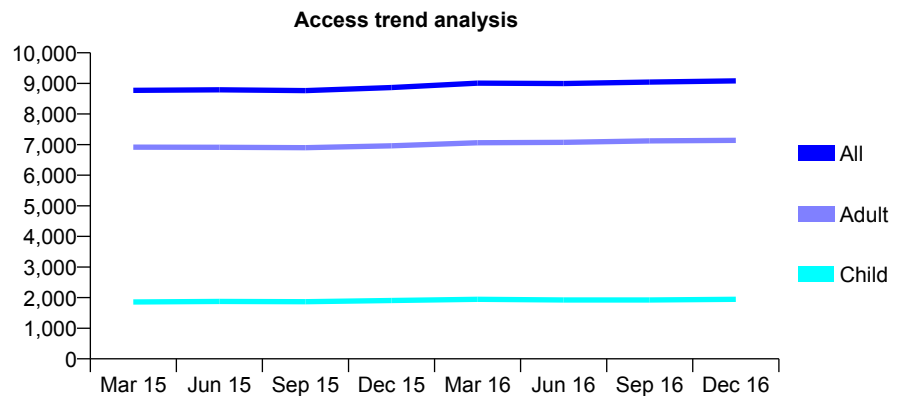
## Q51 - Vital Signs At a Glance Contract Report for 182370/0001 - December 2016

Name or company name	Dental Directions
Contract type name	GDS Contract
Purpose of contract	General
Contract start date	01/04/2006
Contract end date	

16/17 Contracted general activity (UDA)	27,296
Carry forward general activity (UDA)	637
16/17 Contracted orthodontic activity (UOA)	0
Carry forward orthodontic activity (UOA)	0
Baseline contract value	£867,546.02

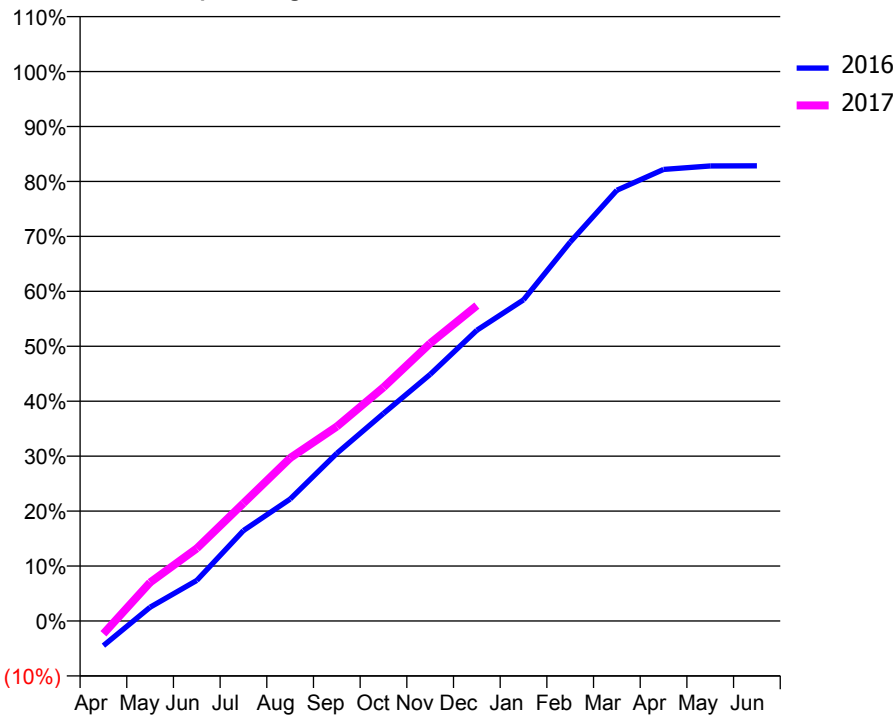
### ACCESS\*

Patients seen in 24 months	Total	Change since previous quarter
Quarter ending December 2015	8,867	
Quarter ending March 2016	9,009	→
Quarter ending June 2016	8,996	→
Quarter ending September 2016	9,044	→
Quarter ending December 2016	9,082	→
<b>Variance since December 2015</b>	<b>2.4%</b>	<b>↑</b>



### ACTIVITY

Cumulative percentage of contracted UDA delivered 2016 & 2017



Month	Adjusted Scheduled Activity (UDA)	
	2016	2017
April	-1,226	-637
May	684	1,917
June	2,017	3,609
July	4,494	5,855
August	6,055	8,096
September	8,329	9,664
October	10,310	11,609
November	12,251	13,796
December	14,444	15,671
January	15,954	
February	18,819	
March	21,401	
April	22,433	
May	22,605	
June	22,612	

### QUALITY

	Quantity	Base Number	Contract	AT	Region	England
% of FP17s for the same patient ID Re-attending within 3 months - Children	130	2,075	6.3%	10.7%	13.4%	12.4%
% of FP17s for the same patient ID Re-attending within 3 months - Adults	857	7,439	11.5%	15.4%	17.3%	16.6%
% of FP17s for the same patient ID Re-attending between 3 & 9 months - Children	1,222	2,075	58.9%	58.5%	58.9%	57.5%
% of FP17s for the same patient ID Re-attending between 3 & 9 months - Adults	4,119	7,439	55.4%	52.8%	52.5%	50.4%
% of FP17s for Band 1 Urgent Courses	430	8,860	4.9%	7.6%	9.3%	9.1%
% of FP17s Relating to Free Repair or Replacements	85	8,860	1.0%	1.3%	1.0%	0.8%
% of FP17s Relating to Continuations	75	8,860	0.8%	1.6%	1.5%	1.3%
% of Patients satisfied with the dentistry they have received	18	18	100.0%	94.2%	93.1%	92.7%
% of Patients satisfied with the time they had to wait for an appointment	18	18	100.0%	89.1%	89.8%	88.8%

\* This is based on patients treated on this contract for their most recent course of treatment. Figures in italics indicate the base number of FP17s or Patient Questionnaire responses are less than 100. N/A is shown where the base number of responses is less than 10 during the period. % is calculated as Quantity/Base number\*100



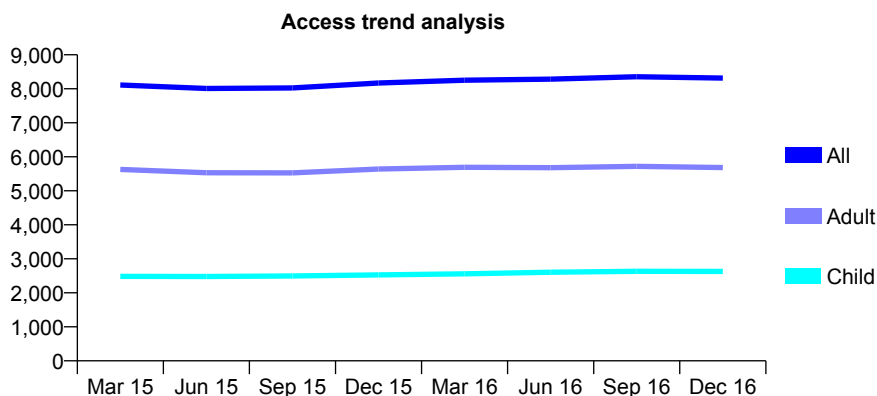
## Q51 - Vital Signs At a Glance Contract Report for 182370/0002 - December 2016

Name or company name	Dental Directions
Contract type name	GDS Contract
Purpose of contract	General
Contract start date	01/04/2006
Contract end date	

16/17 Contracted general activity (UDA)	17,789
Carry forward general activity (UDA)	425
16/17 Contracted orthodontic activity (UOA)	0
Carry forward orthodontic activity (UOA)	0
Baseline contract value	£564,939.92

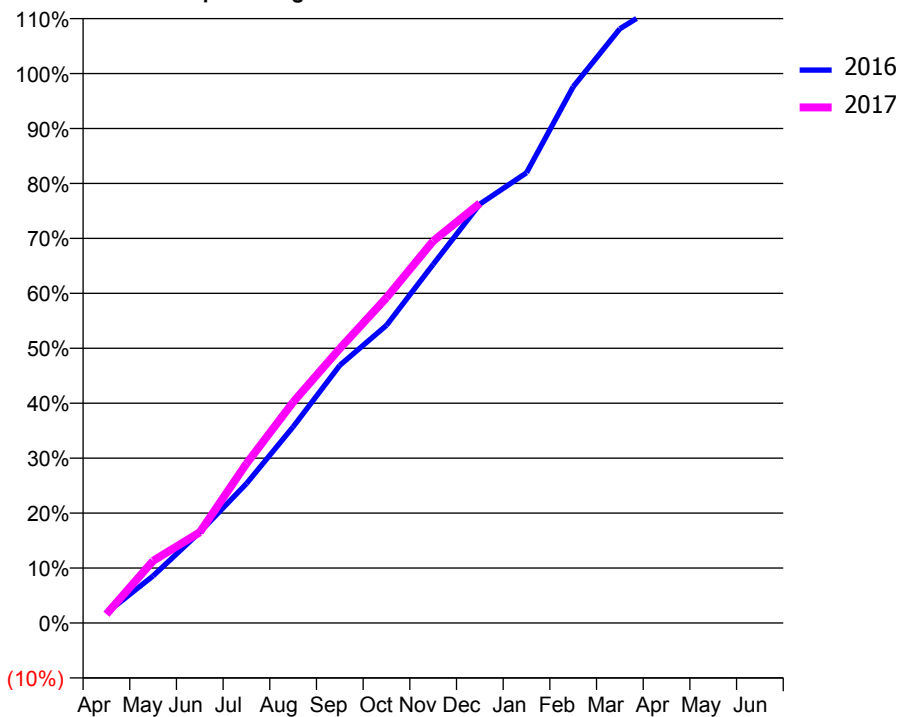
### ACCESS\*

Patients seen in 24 months	Total	Change since previous quarter
Quarter ending December 2015	8,169	
Quarter ending March 2016	8,253	→
Quarter ending June 2016	8,285	→
Quarter ending September 2016	8,353	→
Quarter ending December 2016	8,316	→
<b>Variance since December 2015</b>	<b>1.8%</b>	<b>→</b>



### ACTIVITY

Cumulative percentage of contracted UDA delivered 2016 & 2017



Month	Adjusted Scheduled Activity (UDA)	
	2016	2017
April	324	288
May	1,528	2,014
June	2,942	2,939
July	4,512	5,160
August	6,352	7,152
September	8,341	8,886
October	9,639	10,530
November	11,610	12,367
December	13,562	13,589
January	14,574	
February	17,358	
March	19,237	
April	20,168	
May	20,185	
June	20,188	

### QUALITY

	Quantity	Base Number	Contract	AT	Region	England
% of FP17s for the same patient ID Re-attending within 3 months - Children	196	2,492	7.9%	10.7%	13.4%	12.4%
% of FP17s for the same patient ID Re-attending within 3 months - Adults	660	5,123	12.9%	15.4%	17.3%	16.6%
% of FP17s for the same patient ID Re-attending between 3 & 9 months - Children	1,317	2,492	52.8%	58.5%	58.9%	57.5%
% of FP17s for the same patient ID Re-attending between 3 & 9 months - Adults	2,613	5,123	51.0%	52.8%	52.5%	50.4%
% of FP17s for Band 1 Urgent Courses	191	6,423	3.0%	7.6%	9.3%	9.1%
% of FP17s Relating to Free Repair or Replacements	76	6,423	1.2%	1.3%	1.0%	0.8%
% of FP17s Relating to Continuations	61	6,423	0.9%	1.6%	1.5%	1.3%
% of Patients satisfied with the dentistry they have received	13	13	100.0%	94.2%	93.1%	92.7%
% of Patients satisfied with the time they had to wait for an appointment	13	13	100.0%	89.1%	89.8%	88.8%

\* This is based on patients treated on this contract for their most recent course of treatment. Figures in italics indicate the base number of FP17s or Patient Questionnaire responses are less than 100. N/A is shown where the base number of responses is less than 10 during the period. % is calculated as Quantity/Base number\*100

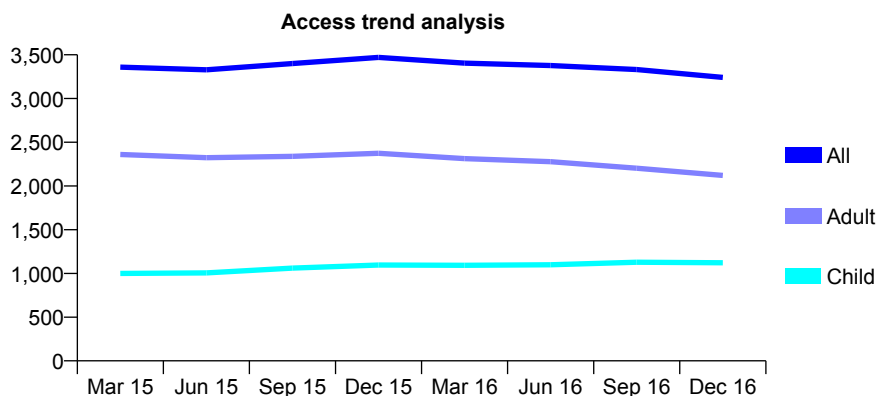
## Q51 - Vital Signs At a Glance Contract Report for 186961/0001 - December 2016

Name or company name	Dalton Care Contract Limited Partnership
Contract type name	GDS Contract
Purpose of contract	General
Contract start date	01/09/2010
Contract end date	

16/17 Contracted general activity (UDA)	8,000
Carry forward general activity (UDA)	-148
16/17 Contracted orthodontic activity (UOA)	0
Carry forward orthodontic activity (UOA)	0
Baseline contract value	£250,786.61

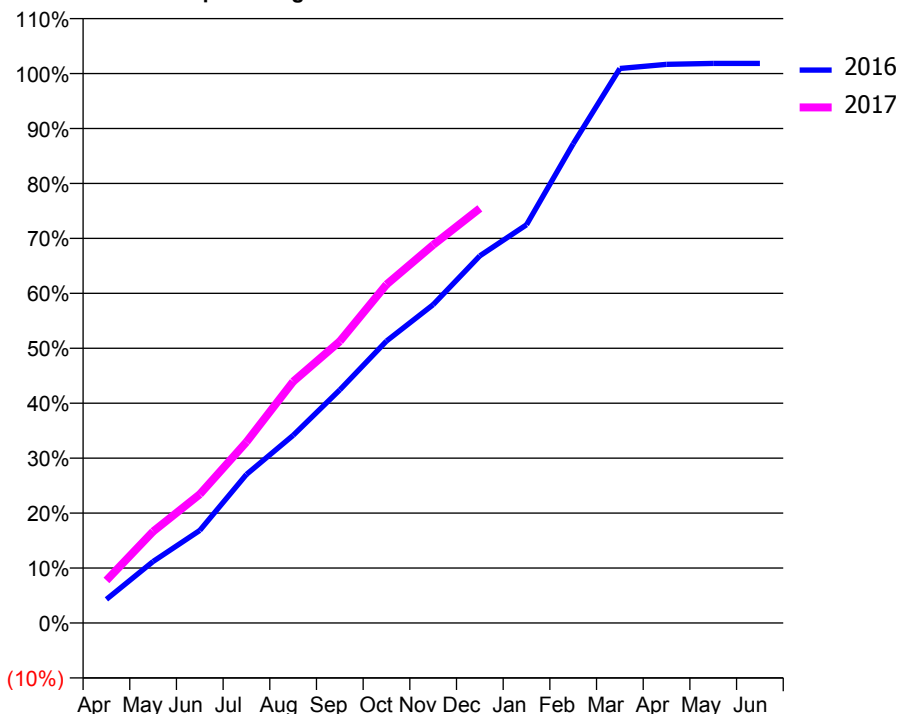
### ACCESS\*

Patients seen in 24 months	Total	Change since previous quarter
Quarter ending December 2015	3,470	
Quarter ending March 2016	3,404	↓
Quarter ending June 2016	3,377	→
Quarter ending September 2016	3,331	↓
Quarter ending December 2016	3,242	↓
<b>Variance since December 2015</b>	<b>(6.6%)</b>	<b>↓</b>



### ACTIVITY

Cumulative percentage of contracted UDA delivered 2016 & 2017



Adjusted Scheduled Activity (UDA)

Month	2016	2017
April	345	619
May	897	1,333
June	1,348	1,874
July	2,165	2,635
August	2,732	3,514
September	3,394	4,100
October	4,105	4,928
November	4,635	5,504
December	5,345	6,037
January	5,798	
February	6,977	
March	8,074	
April	8,133	
May	8,148	
June	8,148	

### QUALITY

	Quantity	Base Number	Contract	AT	Region	England
% of FP17s for the same patient ID Re-attending within 3 months - Children	89	994	9.0%	10.7%	13.4%	12.4%
% of FP17s for the same patient ID Re-attending within 3 months - Adults	207	1,590	13.0%	15.4%	17.3%	16.6%
% of FP17s for the same patient ID Re-attending between 3 & 9 months - Children	461	994	46.4%	58.5%	58.9%	57.5%
% of FP17s for the same patient ID Re-attending between 3 & 9 months - Adults	679	1,590	42.7%	52.8%	52.5%	50.4%
% of FP17s for Band 1 Urgent Courses	89	2,555	3.5%	7.6%	9.3%	9.1%
% of FP17s Relating to Free Repair or Replacements	5	2,555	0.2%	1.3%	1.0%	0.8%
% of FP17s Relating to Continuations	54	2,555	2.1%	1.6%	1.5%	1.3%
% of Patients satisfied with the dentistry they have received	3	3	N/A	94.2%	93.1%	92.7%
% of Patients satisfied with the time they had to wait for an appointment	3	3	N/A	89.1%	89.8%	88.8%

\* This is based on patients treated on this contract for their most recent course of treatment. Figures in italics indicate the base number of FP17s or Patient Questionnaire responses are less than 100. N/A is shown where the base number of responses is less than 10 during the period. % is calculated as Quantity/Base number\*100

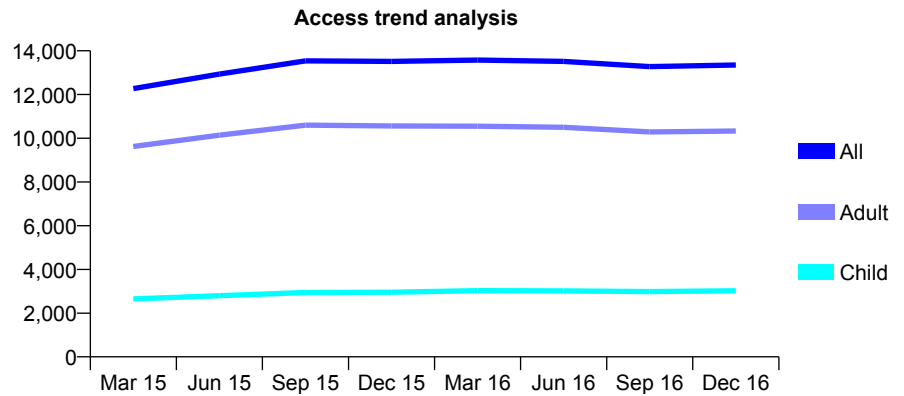
## Q51 - Vital Signs At a Glance Contract Report for 190888/0002 - December 2016

Name or company name	Retford Dental Care
Contract type name	GDS Contract
Purpose of contract	General
Contract start date	01/04/2012
Contract end date	

16/17 Contracted general activity (UDA)	35,365
Carry forward general activity (UDA)	326
16/17 Contracted orthodontic activity (UOA)	0
Carry forward orthodontic activity (UOA)	0
Baseline contract value	£1,008,347.96

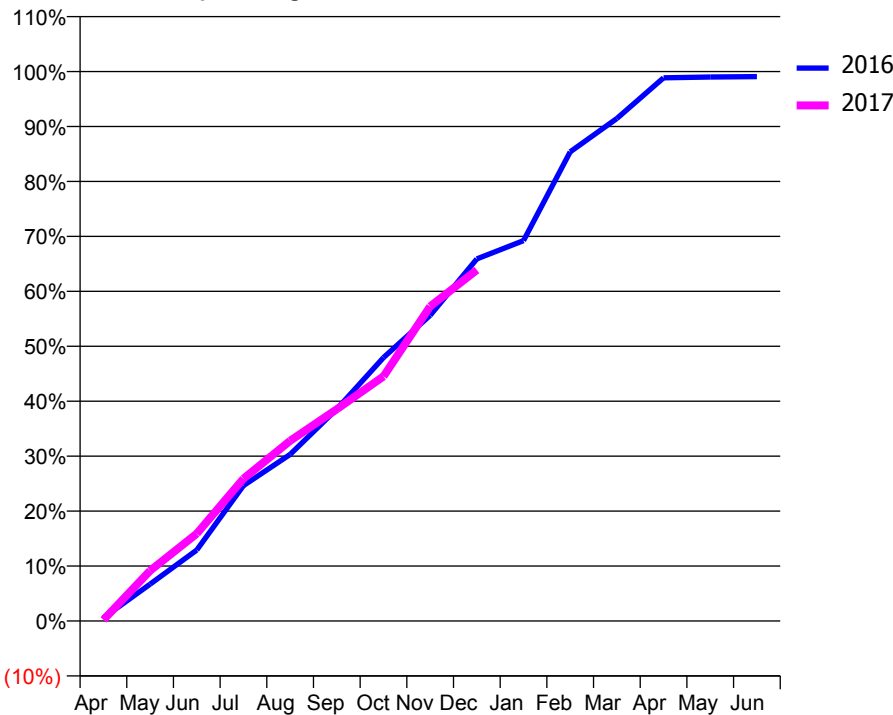
### ACCESS\*

Patients seen in 24 months	Total	Change since previous quarter
Quarter ending December 2015	13,518	
Quarter ending March 2016	13,579	→
Quarter ending June 2016	13,517	→
Quarter ending September 2016	13,277	↓
Quarter ending December 2016	13,348	→
<b>Variance since December 2015</b>	<b>(1.3%)</b>	<b>↓</b>



### ACTIVITY

Cumulative percentage of contracted UDA delivered 2016 & 2017



Month	Adjusted Scheduled Activity (UDA)	
	2016	2017
April	209	71
May	2,371	3,240
June	4,574	5,627
July	8,715	9,158
August	10,722	11,599
September	13,644	13,635
October	16,956	15,744
November	19,673	20,253
December	23,302	22,592
January	24,477	
February	30,196	
March	32,340	
April	34,959	
May	35,006	
June	35,039	

### QUALITY

	Quantity	Base Number	Contract	AT	Region	England
% of FP17s for the same patient ID Re-attending within 3 months - Children	142	3,035	4.7%	10.7%	13.4%	12.4%
% of FP17s for the same patient ID Re-attending within 3 months - Adults	1,713	10,477	16.4%	15.4%	17.3%	16.6%
% of FP17s for the same patient ID Re-attending between 3 & 9 months - Children	1,893	3,035	62.4%	58.5%	58.9%	57.5%
% of FP17s for the same patient ID Re-attending between 3 & 9 months - Adults	5,331	10,477	50.9%	52.8%	52.5%	50.4%
% of FP17s for Band 1 Urgent Courses	792	12,005	6.6%	7.6%	9.3%	9.1%
% of FP17s Relating to Free Repair or Replacements	257	12,005	2.1%	1.3%	1.0%	0.8%
% of FP17s Relating to Continuations	104	12,005	0.9%	1.6%	1.5%	1.3%
% of Patients satisfied with the dentistry they have received	34	35	97.1%	94.2%	93.1%	92.7%
% of Patients satisfied with the time they had to wait for an appointment	35	35	100.0%	89.1%	89.8%	88.8%

\* This is based on patients treated on this contract for their most recent course of treatment. Figures in italics indicate the base number of FP17s or Patient Questionnaire responses are less than 100. N/A is shown where the base number of responses is less than 10 during the period. % is calculated as Quantity/Base number\*100

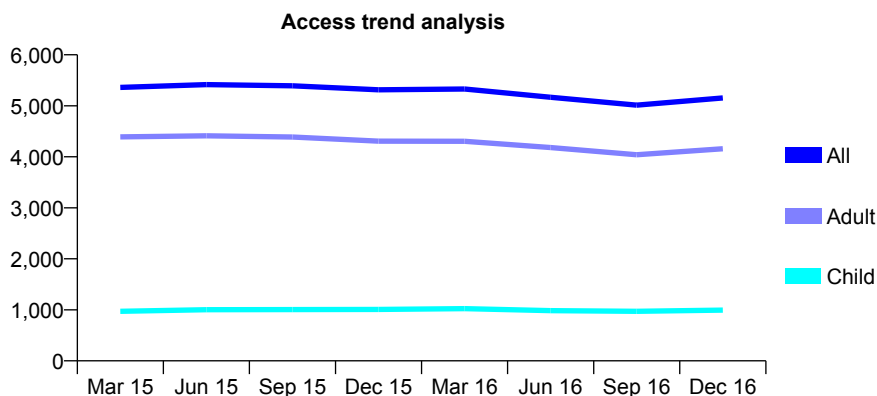
## Q51 - Vital Signs At a Glance Contract Report for 191000/0001 - December 2016

Name or company name	Warren House Dental Practice
Contract type name	GDS Contract
Purpose of contract	General
Contract start date	01/05/2013
Contract end date	

16/17 Contracted general activity (UDA)	19,974
Carry forward general activity (UDA)	353
16/17 Contracted orthodontic activity (UOA)	0
Carry forward orthodontic activity (UOA)	0
Baseline contract value	£553,771.41

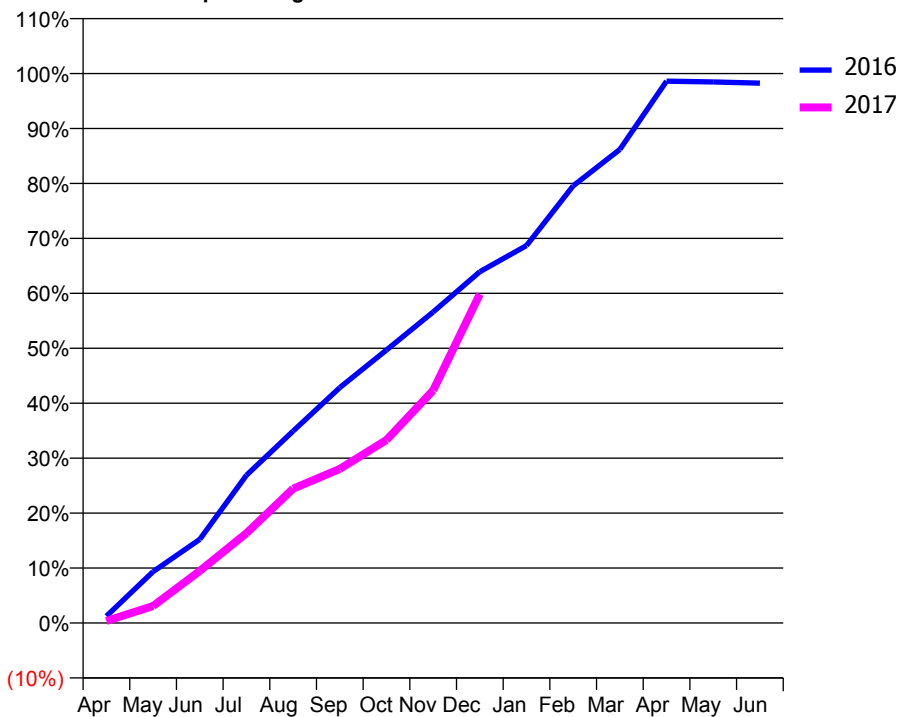
### ACCESS\*

Patients seen in 24 months	Total	Change since previous quarter
Quarter ending December 2015	5,314	
Quarter ending March 2016	5,329	→
Quarter ending June 2016	5,167	↓
Quarter ending September 2016	5,013	↓
Quarter ending December 2016	5,153	↑
<b>Variance since December 2015</b>	<b>(3.0%)</b>	<b>↓</b>



### ACTIVITY

Cumulative percentage of contracted UDA delivered 2016 & 2017



Month	Adjusted Scheduled Activity (UDA)	
	2016	2017
April	251	74
May	1,869	618
June	3,043	1,892
July	5,375	3,265
August	6,979	4,882
September	8,558	5,599
October	9,924	6,651
November	11,308	8,456
December	12,772	11,958
January	13,718	
February	15,892	
March	17,214	
April	19,698	
May	19,667	
June	19,621	

### QUALITY

	Quantity	Base Number	Contract	AT	Region	England
% of FP17s for the same patient ID Re-attending within 3 months - Children	119	1,178	10.1%	10.7%	13.4%	12.4%
% of FP17s for the same patient ID Re-attending within 3 months - Adults	845	4,832	17.5%	15.4%	17.3%	16.6%
% of FP17s for the same patient ID Re-attending between 3 & 9 months - Children	696	1,178	59.1%	58.5%	58.9%	57.5%
% of FP17s for the same patient ID Re-attending between 3 & 9 months - Adults	2,632	4,832	54.5%	52.8%	52.5%	50.4%
% of FP17s for Band 1 Urgent Courses	498	5,216	9.5%	7.6%	9.3%	9.1%
% of FP17s Relating to Free Repair or Replacements	143	5,216	2.7%	1.3%	1.0%	0.8%
% of FP17s Relating to Continuations	55	5,216	1.1%	1.6%	1.5%	1.3%
% of Patients satisfied with the dentistry they have received	7	7	N/A	94.2%	93.1%	92.7%
% of Patients satisfied with the time they had to wait for an appointment	6	7	N/A	89.1%	89.8%	88.8%

\* This is based on patients treated on this contract for their most recent course of treatment. Figures in italics indicate the base number of FP17s or Patient Questionnaire responses are less than 100. N/A is shown where the base number of responses is less than 10 during the period. % is calculated as Quantity/Base number\*100

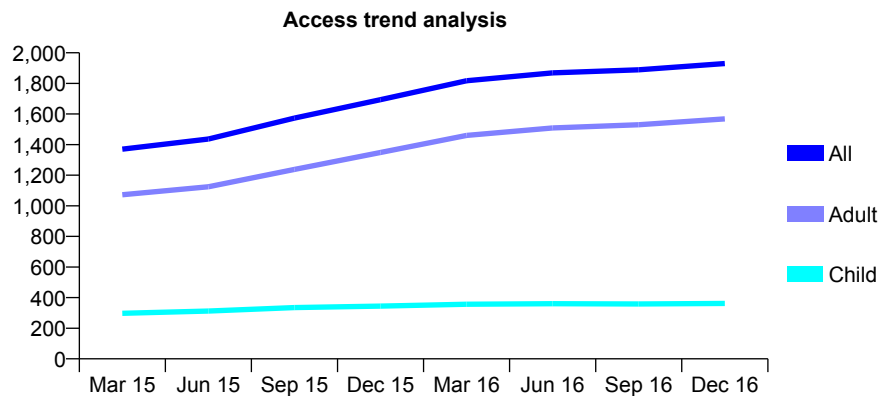
## Q51 - Vital Signs At a Glance Contract Report for 192643/0001 - December 2016

Name or company name	Abbeydale Dental Care
Contract type name	GDS Contract
Purpose of contract	General
Contract start date	01/12/2013
Contract end date	

16/17 Contracted general activity (UDA)	6,699
Carry forward general activity (UDA)	0
16/17 Contracted orthodontic activity (UOA)	0
Carry forward orthodontic activity (UOA)	0
Baseline contract value	£219,651.76

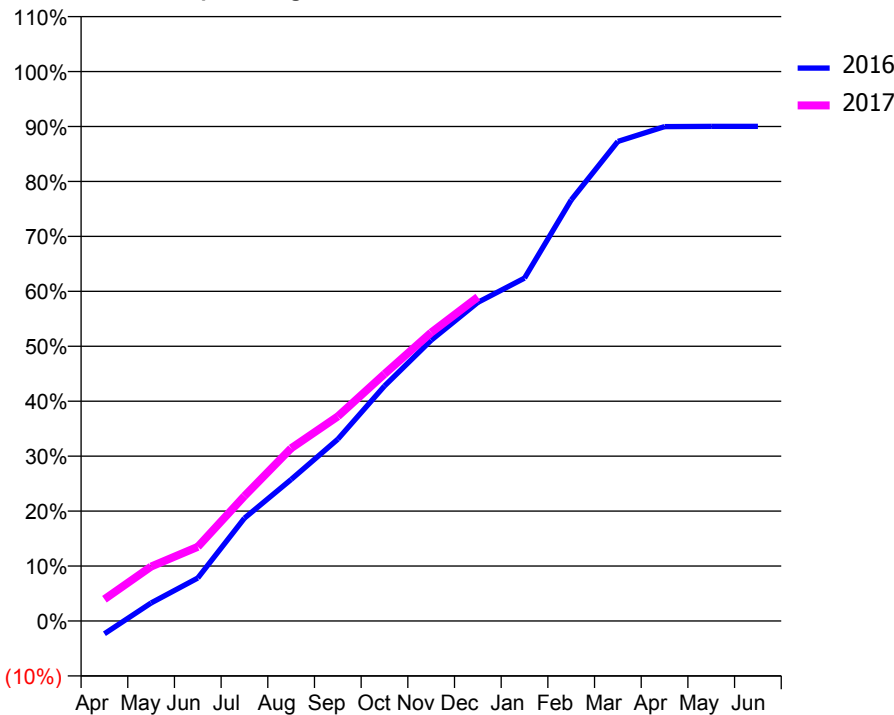
### ACCESS\*

Patients seen in 24 months	Total	Change since previous quarter
Quarter ending December 2015	1,694	
Quarter ending March 2016	1,817	↑
Quarter ending June 2016	1,869	↑
Quarter ending September 2016	1,889	→
Quarter ending December 2016	1,930	↑
<b>Variance since December 2015</b>	<b>13.9%</b>	<b>↑</b>



### ACTIVITY

Cumulative percentage of contracted UDA delivered 2016 & 2017



Month	Adjusted Scheduled Activity (UDA)	
	2016	2017
April	-158	265
May	220	665
June	525	905
July	1,254	1,524
August	1,725	2,107
September	2,216	2,494
October	2,866	3,012
November	3,423	3,518
December	3,885	3,949
January	4,180	
February	5,132	
March	5,846	
April	6,027	
May	6,030	
June	6,030	

### QUALITY

	Quantity	Base Number	Contract	AT	Region	England
% of FP17s for the same patient ID Re-attending within 3 months - Children	45	438	10.3%	10.7%	13.4%	12.4%
% of FP17s for the same patient ID Re-attending within 3 months - Adults	284	1,639	17.3%	15.4%	17.3%	16.6%
% of FP17s for the same patient ID Re-attending between 3 & 9 months - Children	283	438	64.6%	58.5%	58.9%	57.5%
% of FP17s for the same patient ID Re-attending between 3 & 9 months - Adults	800	1,639	48.8%	52.8%	52.5%	50.4%
% of FP17s for Band 1 Urgent Courses	61	1,987	3.1%	7.6%	9.3%	9.1%
% of FP17s Relating to Free Repair or Replacements	40	1,987	2.0%	1.3%	1.0%	0.8%
% of FP17s Relating to Continuations	17	1,987	0.9%	1.6%	1.5%	1.3%
% of Patients satisfied with the dentistry they have received	3	3	N/A	94.2%	93.1%	92.7%
% of Patients satisfied with the time they had to wait for an appointment	3	3	N/A	89.1%	89.8%	88.8%

\* This is based on patients treated on this contract for their most recent course of treatment. Figures in italics indicate the base number of FP17s or Patient Questionnaire responses are less than 100. N/A is shown where the base number of responses is less than 10 during the period. % is calculated as Quantity/Base number\*100

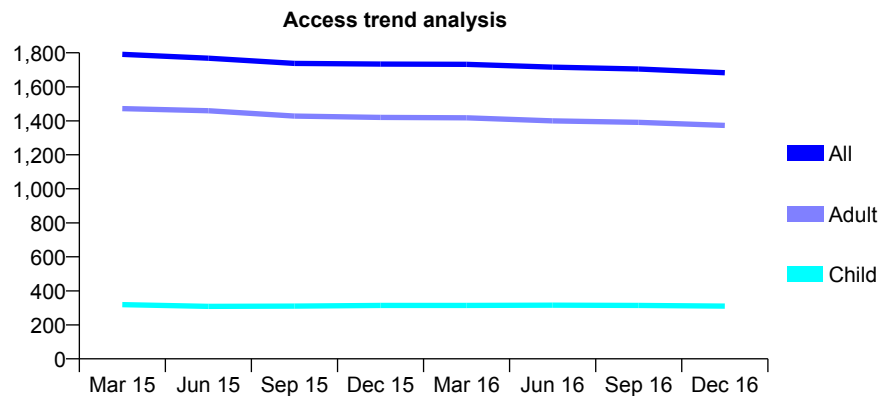
## Q51 - Vital Signs At a Glance Contract Report for 193348/0001 - December 2016

Name or company name	Devonshire Quarter Dental Practice
Contract type name	GDS Contract
Purpose of contract	General
Contract start date	01/03/2012
Contract end date	

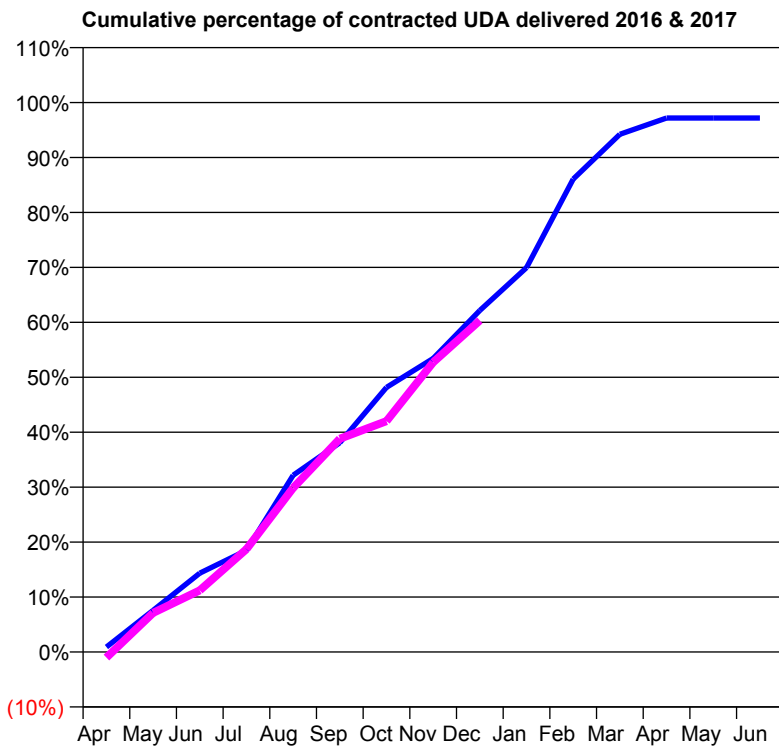
16/17 Contracted general activity (UDA)	5,177
Carry forward general activity (UDA)	146
16/17 Contracted orthodontic activity (UOA)	0
Carry forward orthodontic activity (UOA)	0
Baseline contract value	£162,225.58

### ACCESS\*

Patients seen in 24 months	Total	Change since previous quarter
Quarter ending December 2015	1,734	
Quarter ending March 2016	1,732	→
Quarter ending June 2016	1,716	→
Quarter ending September 2016	1,705	→
Quarter ending December 2016	1,683	↓
<b>Variance since December 2015</b>	<b>(2.9%)</b>	<b>↓</b>



### ACTIVITY



Month	Adjusted Scheduled Activity (UDA)	
	2016	2017
April	47	-53
May	393	369
June	743	581
July	958	969
August	1,666	1,546
September	1,972	2,009
October	2,493	2,176
November	2,765	2,730
December	3,217	3,124
January	3,621	
February	4,455	
March	4,878	
April	5,031	
May	5,031	
June	5,031	

### QUALITY

	Quantity	Base Number	Contract	AT	Region	England
% of FP17s for the same patient ID Re-attending within 3 months - Children	51	424	12.0%	10.7%	13.4%	12.4%
% of FP17s for the same patient ID Re-attending within 3 months - Adults	268	1,774	15.1%	15.4%	17.3%	16.6%
% of FP17s for the same patient ID Re-attending between 3 & 9 months - Children	287	424	67.7%	58.5%	58.9%	57.5%
% of FP17s for the same patient ID Re-attending between 3 & 9 months - Adults	1,234	1,774	69.6%	52.8%	52.5%	50.4%
% of FP17s for Band 1 Urgent Courses	124	2,112	5.9%	7.6%	9.3%	9.1%
% of FP17s Relating to Free Repair or Replacements	17	2,112	0.8%	1.3%	1.0%	0.8%
% of FP17s Relating to Continuations	3	2,112	0.1%	1.6%	1.5%	1.3%
% of Patients satisfied with the dentistry they have received	4	5	N/A	94.2%	93.1%	92.7%
% of Patients satisfied with the time they had to wait for an appointment	4	5	N/A	89.1%	89.8%	88.8%

\* This is based on patients treated on this contract for their most recent course of treatment. Figures in italics indicate the base number of FP17s or Patient Questionnaire responses are less than 100. N/A is shown where the base number of responses is less than 10 during the period. % is calculated as Quantity/Base number\*100

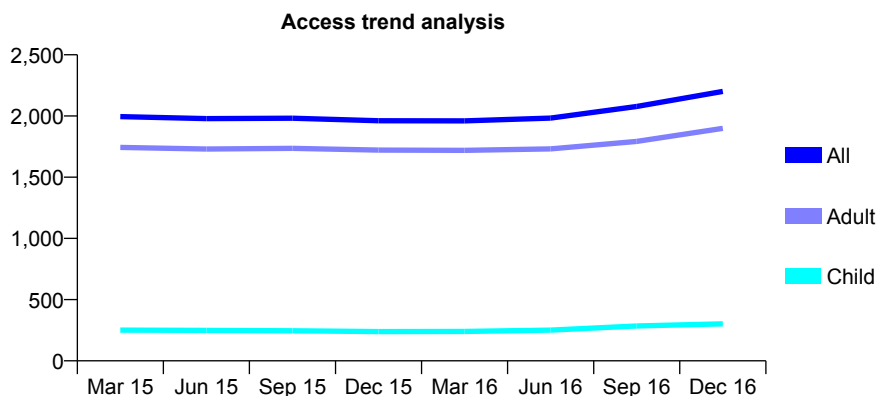
## Q51 - Vital Signs At a Glance Contract Report for 194263/0001 - December 2016

Name or company name	R M Denton Ltd
Contract type name	GDS Contract
Purpose of contract	General
Contract start date	01/01/2012
Contract end date	

16/17 Contracted general activity (UDA)	7,200
Carry forward general activity (UDA)	124
16/17 Contracted orthodontic activity (UOA)	0
Carry forward orthodontic activity (UOA)	0
Baseline contract value	£203,781.75

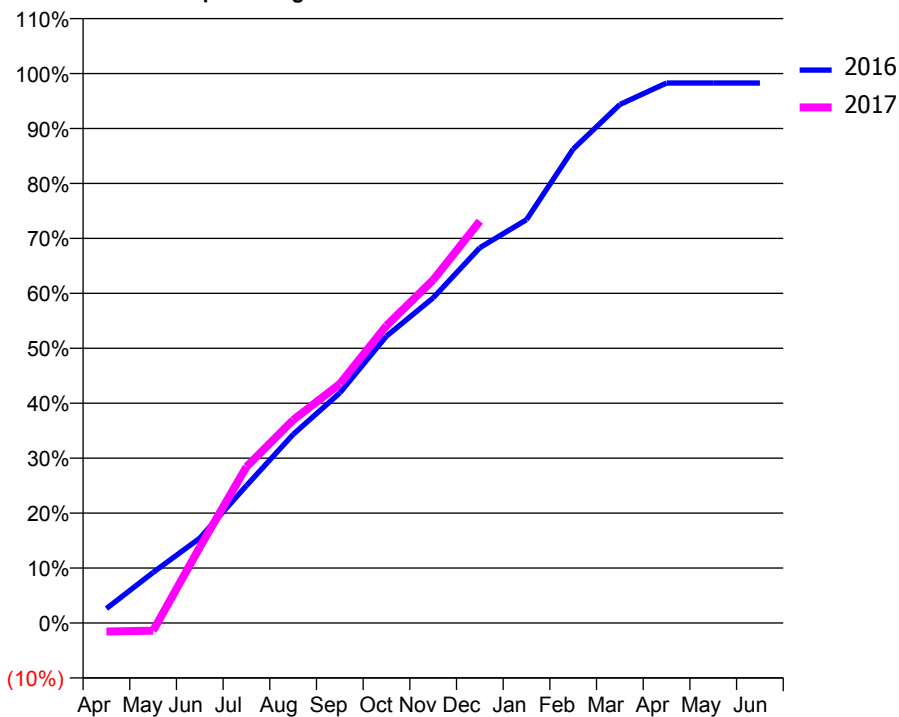
### ACCESS\*

Patients seen in 24 months	Total	Change since previous quarter
Quarter ending December 2015	1,961	
Quarter ending March 2016	1,960	→
Quarter ending June 2016	1,983	→
Quarter ending September 2016	2,078	↑
Quarter ending December 2016	2,201	↑
<b>Variance since December 2015</b>	<b>12.2%</b>	<b>↑</b>



### ACTIVITY

Cumulative percentage of contracted UDA delivered 2016 & 2017



Month	Adjusted Scheduled Activity (UDA)	
	2016	2017
April	190	-113
May	663	-103
June	1,112	993
July	1,800	2,046
August	2,472	2,661
September	3,015	3,133
October	3,759	3,898
November	4,261	4,495
December	4,917	5,265
January	5,285	
February	6,211	
March	6,794	
April	7,076	
May	7,076	
June	7,076	

### QUALITY

	Quantity	Base Number	Contract	AT	Region	England
% of FP17s for the same patient ID Re-attending within 3 months - Children	21	386	5.4%	10.7%	13.4%	12.4%
% of FP17s for the same patient ID Re-attending within 3 months - Adults	266	2,213	12.0%	15.4%	17.3%	16.6%
% of FP17s for the same patient ID Re-attending between 3 & 9 months - Children	224	386	58.0%	58.5%	58.9%	57.5%
% of FP17s for the same patient ID Re-attending between 3 & 9 months - Adults	1,035	2,213	46.8%	52.8%	52.5%	50.4%
% of FP17s for Band 1 Urgent Courses	85	2,463	3.5%	7.6%	9.3%	9.1%
% of FP17s Relating to Free Repair or Replacements	63	2,463	2.6%	1.3%	1.0%	0.8%
% of FP17s Relating to Continuations	50	2,463	2.0%	1.6%	1.5%	1.3%
% of Patients satisfied with the dentistry they have received	2	2	N/A	94.2%	93.1%	92.7%
% of Patients satisfied with the time they had to wait for an appointment	2	2	N/A	89.1%	89.8%	88.8%

\* This is based on patients treated on this contract for their most recent course of treatment. Figures in italics indicate the base number of FP17s or Patient Questionnaire responses are less than 100. N/A is shown where the base number of responses is less than 10 during the period. % is calculated as Quantity/Base number\*100



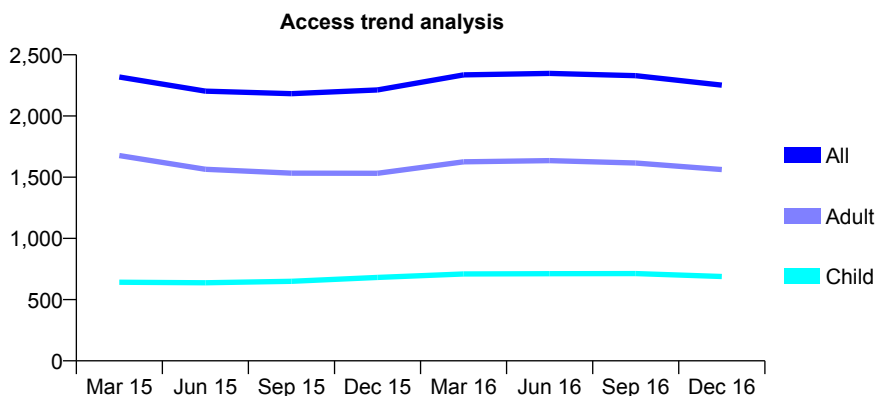
## Q51 - Vital Signs At a Glance Contract Report for 196320/0001 - December 2016

Name or company name	Firth Park Dental
Contract type name	GDS Contract
Purpose of contract	General
Contract start date	01/01/2011
Contract end date	

16/17 Contracted general activity (UDA)	7,284
Carry forward general activity (UDA)	-86
16/17 Contracted orthodontic activity (UOA)	0
Carry forward orthodontic activity (UOA)	0
Baseline contract value	£229,750.77

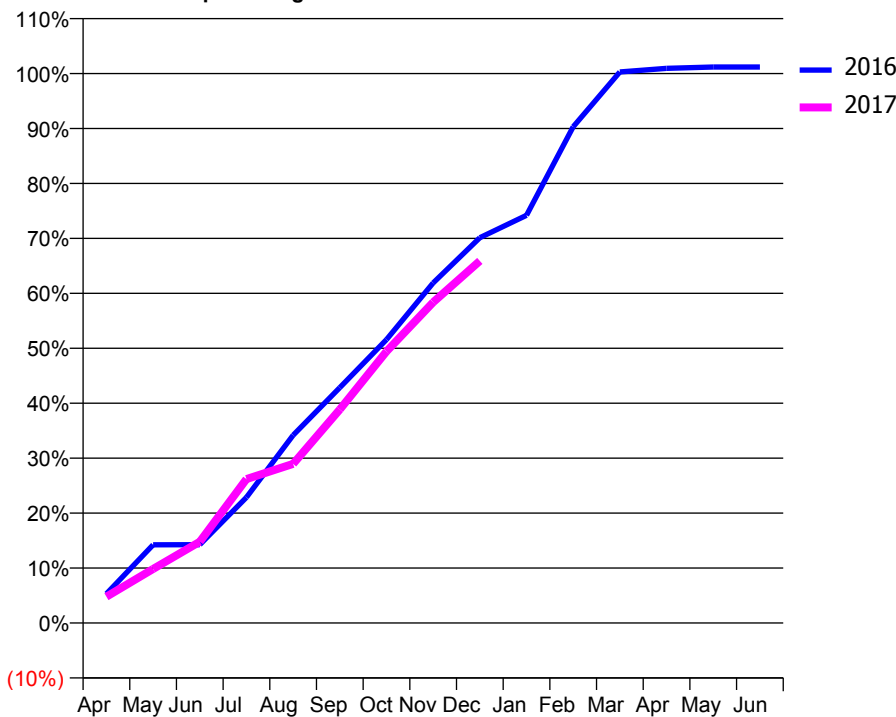
### ACCESS\*

Patients seen in 24 months	Total	Change since previous quarter
Quarter ending December 2015	2,213	
Quarter ending March 2016	2,336	↑
Quarter ending June 2016	2,348	→
Quarter ending September 2016	2,329	→
Quarter ending December 2016	2,252	↓
<b>Variance since December 2015</b>	<b>1.8%</b>	<b>→</b>



### ACTIVITY

Cumulative percentage of contracted UDA delivered 2016 & 2017



Month	Adjusted Scheduled Activity (UDA)	
	2016	2017
April	389	349
May	1,037	716
June	1,038	1,077
July	1,666	1,908
August	2,489	2,110
September	3,120	2,831
October	3,756	3,600
November	4,507	4,251
December	5,107	4,800
January	5,404	
February	6,579	
March	7,304	
April	7,352	
May	7,370	
June	7,370	

### QUALITY

	Quantity	Base Number	Contract	AT	Region	England
% of FP17s for the same patient ID Re-attending within 3 months - Children	21	579	3.6%	10.7%	13.4%	12.4%
% of FP17s for the same patient ID Re-attending within 3 months - Adults	180	1,489	12.1%	15.4%	17.3%	16.6%
% of FP17s for the same patient ID Re-attending between 3 & 9 months - Children	347	579	59.9%	58.5%	58.9%	57.5%
% of FP17s for the same patient ID Re-attending between 3 & 9 months - Adults	897	1,489	60.2%	52.8%	52.5%	50.4%
% of FP17s for Band 1 Urgent Courses	116	2,024	5.7%	7.6%	9.3%	9.1%
% of FP17s Relating to Free Repair or Replacements	20	2,024	1.0%	1.3%	1.0%	0.8%
% of FP17s Relating to Continuations	0	2,024	0.0%	1.6%	1.5%	1.3%
% of Patients satisfied with the dentistry they have received	1	1	N/A	94.2%	93.1%	92.7%
% of Patients satisfied with the time they had to wait for an appointment	1	1	N/A	89.1%	89.8%	88.8%

\* This is based on patients treated on this contract for their most recent course of treatment. Figures in italics indicate the base number of FP17s or Patient Questionnaire responses are less than 100. N/A is shown where the base number of responses is less than 10 during the period. % is calculated as Quantity/Base number\*100

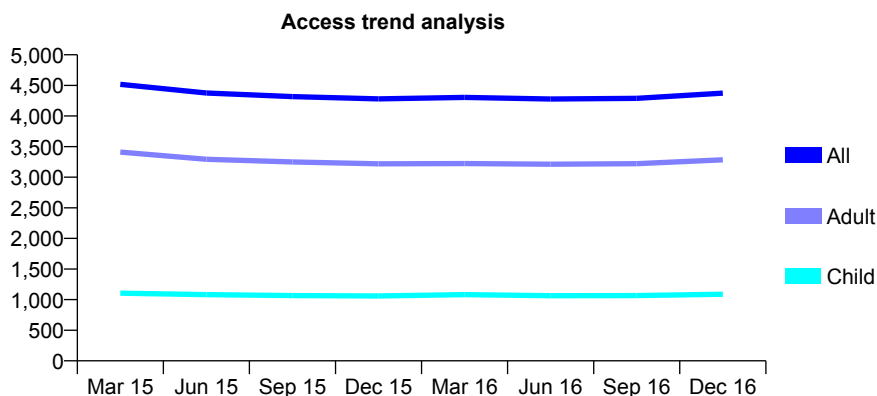
## Q51 - Vital Signs At a Glance Contract Report for 196401/0001 - December 2016

Name or company name	M Foster Dental Surgeon Ltd
Contract type name	GDS Contract
Purpose of contract	General
Contract start date	01/12/2010
Contract end date	

16/17 Contracted general activity (UDA)	13,258
Carry forward general activity (UDA)	185
16/17 Contracted orthodontic activity (UOA)	0
Carry forward orthodontic activity (UOA)	0
Baseline contract value	£352,376.30

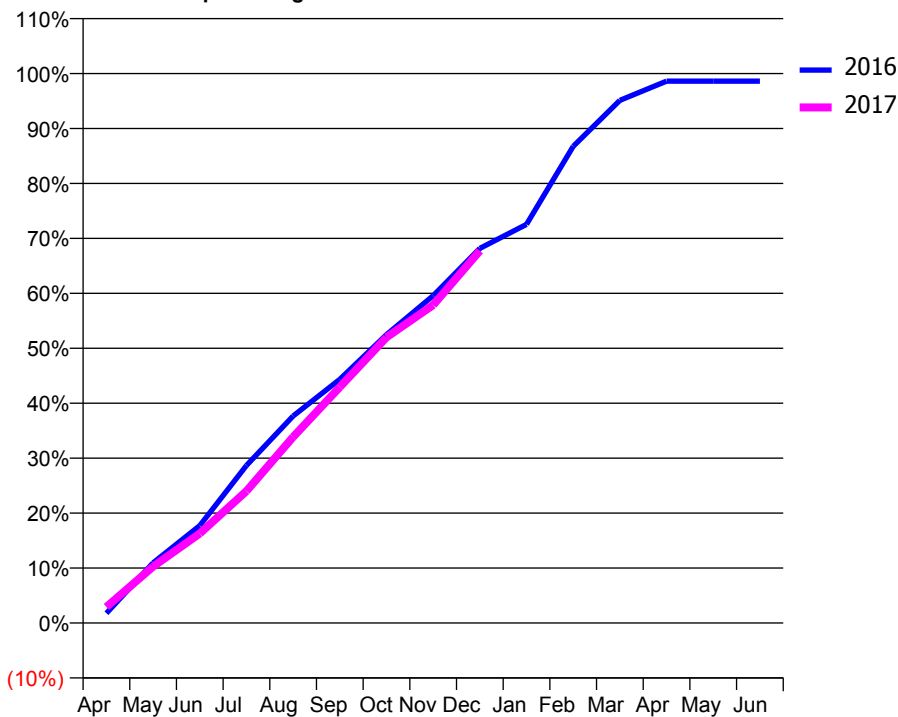
### ACCESS\*

Patients seen in 24 months	Total	Change since previous quarter
Quarter ending December 2015	4,280	
Quarter ending March 2016	4,305	→
Quarter ending June 2016	4,277	→
Quarter ending September 2016	4,288	→
Quarter ending December 2016	4,374	↑
<b>Variance since December 2015</b>	<b>2.2%</b>	<b>↑</b>



### ACTIVITY

Cumulative percentage of contracted UDA delivered 2016 & 2017



Month	Adjusted Scheduled Activity (UDA)	
	2016	2017
April	236	387
May	1,452	1,364
June	2,350	2,161
July	3,801	3,183
August	4,994	4,489
September	5,879	5,693
October	6,959	6,893
November	7,897	7,672
December	9,038	8,981
January	9,619	
February	11,501	
March	12,609	
April	13,073	
May	13,073	
June	13,073	

### QUALITY

	Quantity	Base Number	Contract	AT	Region	England
% of FP17s for the same patient ID Re-attending within 3 months - Children	96	1,104	8.7%	10.7%	13.4%	12.4%
% of FP17s for the same patient ID Re-attending within 3 months - Adults	517	3,433	15.1%	15.4%	17.3%	16.6%
% of FP17s for the same patient ID Re-attending between 3 & 9 months - Children	594	1,104	53.8%	58.5%	58.9%	57.5%
% of FP17s for the same patient ID Re-attending between 3 & 9 months - Adults	1,901	3,433	55.4%	52.8%	52.5%	50.4%
% of FP17s for Band 1 Urgent Courses	238	4,274	5.6%	7.6%	9.3%	9.1%
% of FP17s Relating to Free Repair or Replacements	61	4,274	1.4%	1.3%	1.0%	0.8%
% of FP17s Relating to Continuations	154	4,274	3.6%	1.6%	1.5%	1.3%
% of Patients satisfied with the dentistry they have received	8	9	N/A	94.2%	93.1%	92.7%
% of Patients satisfied with the time they had to wait for an appointment	9	9	N/A	89.1%	89.8%	88.8%

\* This is based on patients treated on this contract for their most recent course of treatment. Figures in italics indicate the base number of FP17s or Patient Questionnaire responses are less than 100. N/A is shown where the base number of responses is less than 10 during the period. % is calculated as Quantity/Base number\*100

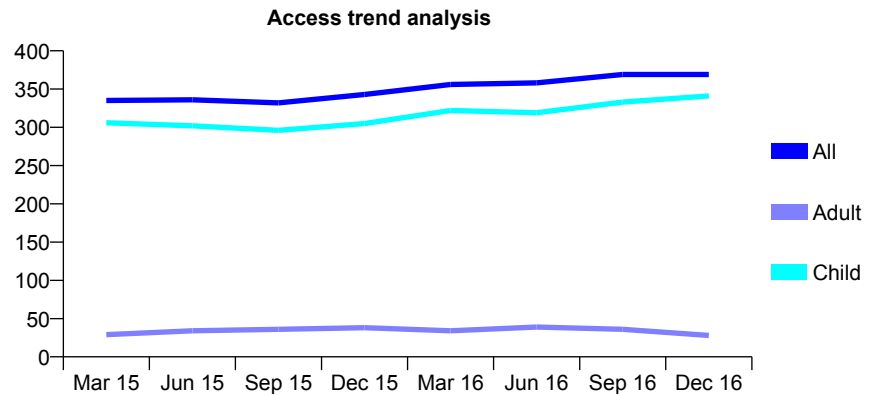
## Q51 - Vital Signs At a Glance Contract Report for 196487/0001 - December 2016

Name or company name	Hunt & McGorrigan
Contract type name	GDS Contract
Purpose of contract	General
Contract start date	01/04/2006
Contract end date	

16/17 Contracted general activity (UDA)	720
Carry forward general activity (UDA)	-14
16/17 Contracted orthodontic activity (UOA)	0
Carry forward orthodontic activity (UOA)	0
Baseline contract value	£13,581.67

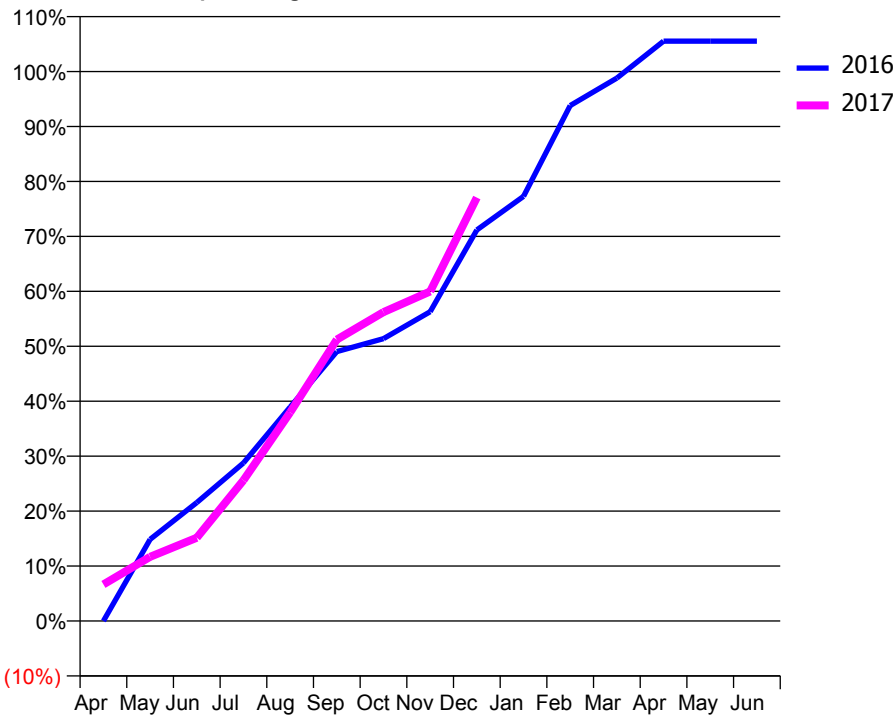
### ACCESS\*

Patients seen in 24 months	Total	Change since previous quarter
Quarter ending December 2015	343	
Quarter ending March 2016	356	↑
Quarter ending June 2016	358	→
Quarter ending September 2016	369	↑
Quarter ending December 2016	369	→
<b>Variance since December 2015</b>	<b>7.6%</b>	<b>↑</b>



### ACTIVITY

Cumulative percentage of contracted UDA delivered 2016 & 2017



Month	Adjusted Scheduled Activity (UDA)	
	2016	2017
April	0	48
May	107	84
June	155	109
July	207	184
August	280	273
September	353	369
October	370	405
November	405	432
December	512	555
January	556	
February	675	
March	711	
April	760	
May	760	
June	760	

### QUALITY

	Quantity	Base Number	Contract	AT	Region	England
% of FP17s for the same patient ID Re-attending within 3 months - Children	34	440	7.7%	10.7%	13.4%	12.4%
% of FP17s for the same patient ID Re-attending within 3 months - Adults	0	0	N/A	15.4%	17.3%	16.6%
% of FP17s for the same patient ID Re-attending between 3 & 9 months - Children	304	440	69.1%	58.5%	58.9%	57.5%
% of FP17s for the same patient ID Re-attending between 3 & 9 months - Adults	0	0	N/A	52.8%	52.5%	50.4%
% of FP17s for Band 1 Urgent Courses	4	401	1.0%	7.6%	9.3%	9.1%
% of FP17s Relating to Free Repair or Replacements	0	401	0.0%	1.3%	1.0%	0.8%
% of FP17s Relating to Continuations	4	401	1.0%	1.6%	1.5%	1.3%
% of Patients satisfied with the dentistry they have received	0	0	N/A	94.2%	93.1%	92.7%
% of Patients satisfied with the time they had to wait for an appointment	0	0	N/A	89.1%	89.8%	88.8%

\* This is based on patients treated on this contract for their most recent course of treatment. Figures in italics indicate the base number of FP17s or Patient Questionnaire responses are less than 100. N/A is shown where the base number of responses is less than 10 during the period. % is calculated as Quantity/Base number\*100

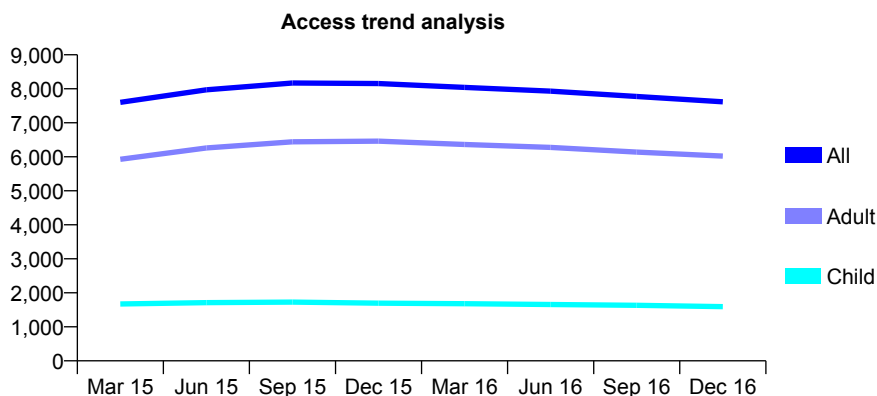
## Q51 - Vital Signs At a Glance Contract Report for 197947/0001 - December 2016

Name or company name	Ivy Cottage Dental Care
Contract type name	GDS Contract
Purpose of contract	General
Contract start date	01/12/2013
Contract end date	

16/17 Contracted general activity (UDA)	22,294
Carry forward general activity (UDA)	7
16/17 Contracted orthodontic activity (UOA)	0
Carry forward orthodontic activity (UOA)	0
Baseline contract value	£701,237.52

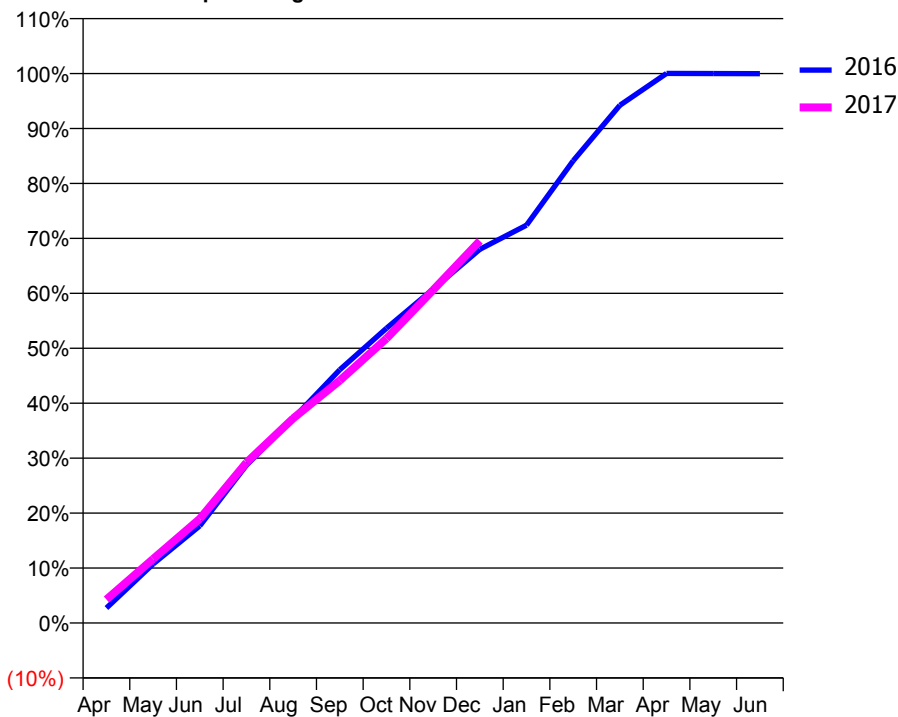
### ACCESS\*

Patients seen in 24 months	Total	Change since previous quarter
Quarter ending December 2015	8,156	
Quarter ending March 2016	8,042	↓
Quarter ending June 2016	7,931	↓
Quarter ending September 2016	7,773	↓
Quarter ending December 2016	7,617	↓
<b>Variance since December 2015</b>	<b>(6.6%)</b>	<b>↓</b>



### ACTIVITY

Cumulative percentage of contracted UDA delivered 2016 & 2017



Month	Adjusted Scheduled Activity (UDA)	
	2016	2017
April	609	955
May	2,396	2,598
June	3,943	4,229
July	6,405	6,511
August	8,298	8,303
September	10,274	9,840
October	11,959	11,544
November	13,552	13,512
December	15,159	15,505
January	16,142	
February	18,757	
March	21,002	
April	22,298	
May	22,294	
June	22,287	

### QUALITY

	Quantity	Base Number	Contract	AT	Region	England
% of FP17s for the same patient ID Re-attending within 3 months - Children	151	1,741	8.7%	10.7%	13.4%	12.4%
% of FP17s for the same patient ID Re-attending within 3 months - Adults	1,021	6,252	16.3%	15.4%	17.3%	16.6%
% of FP17s for the same patient ID Re-attending between 3 & 9 months - Children	988	1,741	56.7%	58.5%	58.9%	57.5%
% of FP17s for the same patient ID Re-attending between 3 & 9 months - Adults	3,017	6,252	48.3%	52.8%	52.5%	50.4%
% of FP17s for Band 1 Urgent Courses	600	7,402	8.1%	7.6%	9.3%	9.1%
% of FP17s Relating to Free Repair or Replacements	125	7,402	1.7%	1.3%	1.0%	0.8%
% of FP17s Relating to Continuations	73	7,402	1.0%	1.6%	1.5%	1.3%
% of Patients satisfied with the dentistry they have received	33	35	94.3%	94.2%	93.1%	92.7%
% of Patients satisfied with the time they had to wait for an appointment	30	35	85.7%	89.1%	89.8%	88.8%

\* This is based on patients treated on this contract for their most recent course of treatment. Figures in italics indicate the base number of FP17s or Patient Questionnaire responses are less than 100. N/A is shown where the base number of responses is less than 10 during the period. % is calculated as Quantity/Base number\*100

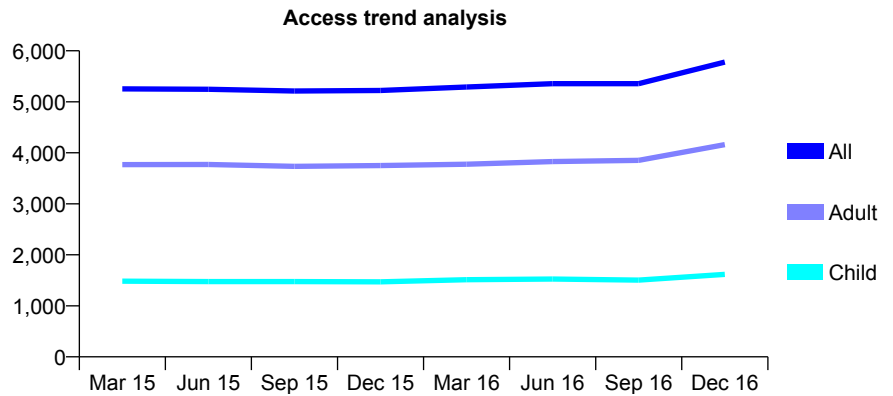
## Q51 - Vital Signs At a Glance Contract Report for 198196/0001 - December 2016

Name or company name	I J Kellam Ltd
Contract type name	GDS Contract
Purpose of contract	General
Contract start date	01/11/2011
Contract end date	

16/17 Contracted general activity (UDA)	18,914
Carry forward general activity (UDA)	0
16/17 Contracted orthodontic activity (UOA)	0
Carry forward orthodontic activity (UOA)	0
Baseline contract value	£535,228.28

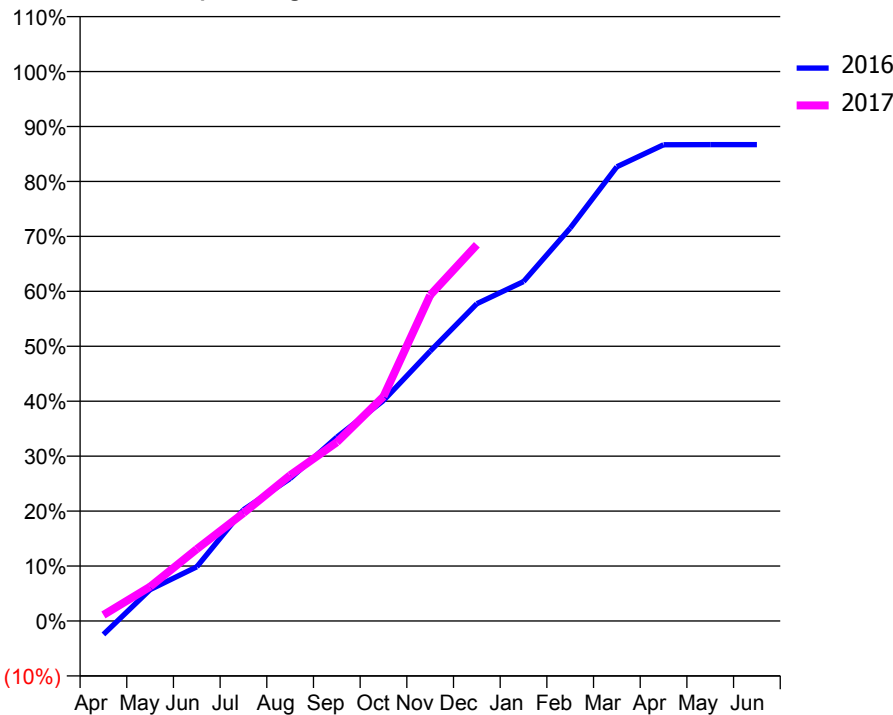
### ACCESS\*

Patients seen in 24 months	Total	Change since previous quarter
Quarter ending December 2015	5,221	
Quarter ending March 2016	5,289	→
Quarter ending June 2016	5,355	→
Quarter ending September 2016	5,356	→
Quarter ending December 2016	5,779	↑
<b>Variance since December 2015</b>	<b>10.7%</b>	<b>↑</b>



### ACTIVITY

Cumulative percentage of contracted UDA delivered 2016 & 2017



Month	Adjusted Scheduled Activity (UDA)	
	2016	2017
April	-464	209
May	1,081	1,180
June	1,864	2,477
July	3,828	3,717
August	4,903	5,018
September	6,325	6,151
October	7,588	7,729
November	9,287	11,214
December	10,923	12,952
January	11,684	
February	13,523	
March	15,634	
April	16,391	
May	16,399	
June	16,399	

### QUALITY

	Quantity	Base Number	Contract	AT	Region	England
% of FP17s for the same patient ID Re-attending within 3 months - Children	191	1,850	10.3%	10.7%	13.4%	12.4%
% of FP17s for the same patient ID Re-attending within 3 months - Adults	711	4,539	15.7%	15.4%	17.3%	16.6%
% of FP17s for the same patient ID Re-attending between 3 & 9 months - Children	1,012	1,850	54.7%	58.5%	58.9%	57.5%
% of FP17s for the same patient ID Re-attending between 3 & 9 months - Adults	2,272	4,539	50.1%	52.8%	52.5%	50.4%
% of FP17s for Band 1 Urgent Courses	468	5,683	8.2%	7.6%	9.3%	9.1%
% of FP17s Relating to Free Repair or Replacements	105	5,683	1.8%	1.3%	1.0%	0.8%
% of FP17s Relating to Continuations	50	5,683	0.9%	1.6%	1.5%	1.3%
% of Patients satisfied with the dentistry they have received	2	2	N/A	94.2%	93.1%	92.7%
% of Patients satisfied with the time they had to wait for an appointment	1	2	N/A	89.1%	89.8%	88.8%

\* This is based on patients treated on this contract for their most recent course of treatment. Figures in italics indicate the base number of FP17s or Patient Questionnaire responses are less than 100. N/A is shown where the base number of responses is less than 10 during the period. % is calculated as Quantity/Base number\*100

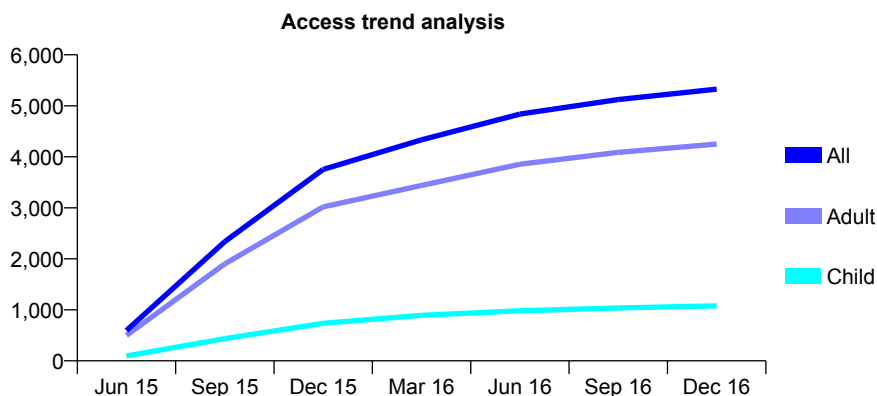
## Q51 - Vital Signs At a Glance Contract Report for 198358/0001 - December 2016

Name or company name	Sprotbrough Dental Practice
Contract type name	GDS Contract
Purpose of contract	General
Contract start date	01/06/2015
Contract end date	

16/17 Contracted general activity (UDA)	18,796
Carry forward general activity (UDA)	-170
16/17 Contracted orthodontic activity (UOA)	0
Carry forward orthodontic activity (UOA)	0
Baseline contract value	£531,885.82

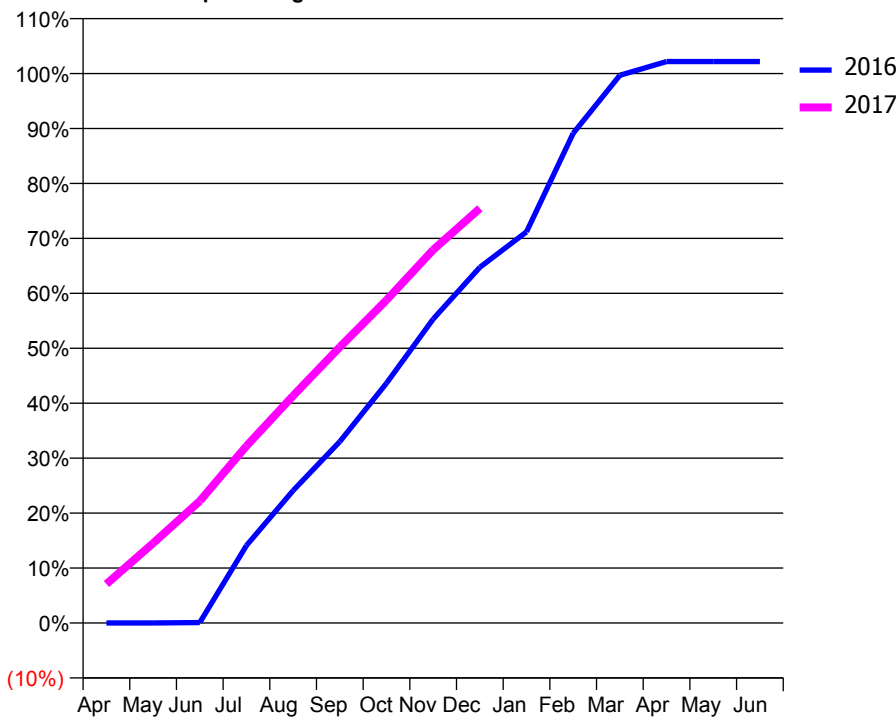
### ACCESS\*

Patients seen in 24 months	Total	Change since previous quarter
Quarter ending December 2015	3,753	
Quarter ending March 2016	4,334	↑
Quarter ending June 2016	4,837	↑
Quarter ending September 2016	5,124	↑
Quarter ending December 2016	5,327	↑
<b>Variance since December 2015</b>	<b>41.9%</b>	<b>↑</b>



### ACTIVITY

**Cumulative percentage of contracted UDA delivered 2016 & 2017**



Month	Adjusted Scheduled Activity (UDA)	
	2016	2017
April	0	1,333
May	0	2,728
June	14	4,171
July	2,183	6,056
August	3,727	7,774
September	5,104	9,438
October	6,750	11,045
November	8,555	12,763
December	10,010	14,185
January	11,009	
February	13,781	
March	15,413	
April	15,800	
May	15,800	
June	15,800	

### QUALITY

	Quantity	Base Number	Contract	AT	Region	England
% of FP17s for the same patient ID Re-attending within 3 months - Children	103	1,195	8.6%	10.7%	13.4%	12.4%
% of FP17s for the same patient ID Re-attending within 3 months - Adults	1,031	5,402	19.1%	15.4%	17.3%	16.6%
% of FP17s for the same patient ID Re-attending between 3 & 9 months - Children	690	1,195	57.7%	58.5%	58.9%	57.5%
% of FP17s for the same patient ID Re-attending between 3 & 9 months - Adults	3,096	5,402	57.3%	52.8%	52.5%	50.4%
% of FP17s for Band 1 Urgent Courses	595	6,427	9.3%	7.6%	9.3%	9.1%
% of FP17s Relating to Free Repair or Replacements	34	6,427	0.5%	1.3%	1.0%	0.8%
% of FP17s Relating to Continuations	205	6,427	3.2%	1.6%	1.5%	1.3%
% of Patients satisfied with the dentistry they have received	14	14	100.0%	94.2%	93.1%	92.7%
% of Patients satisfied with the time they had to wait for an appointment	14	14	100.0%	89.1%	89.8%	88.8%

\* This is based on patients treated on this contract for their most recent course of treatment. Figures in italics indicate the base number of FP17s or Patient Questionnaire responses are less than 100. N/A is shown where the base number of responses is less than 10 during the period. % is calculated as Quantity/Base number\*100

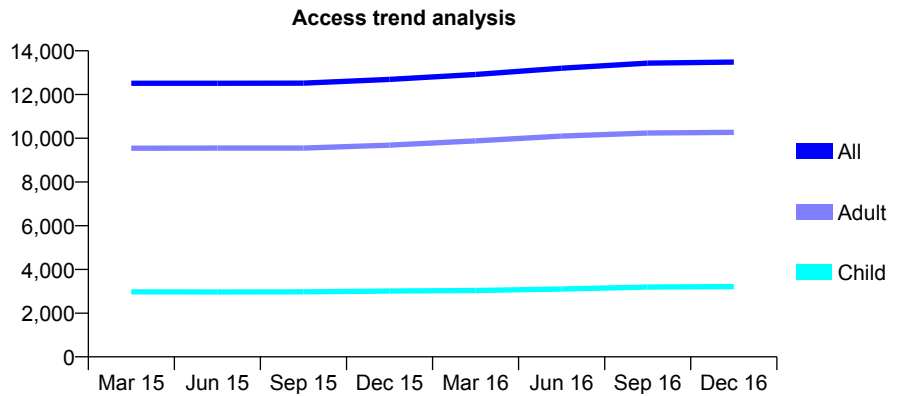
## Q51 - Vital Signs At a Glance Contract Report for 198730/0001 - December 2016

Name or company name	Kimberworth Park Practice Limited
Contract type name	GDS Contract
Purpose of contract	General
Contract start date	01/09/2010
Contract end date	

16/17 Contracted general activity (UDA)	34,621
Carry forward general activity (UDA)	-530
16/17 Contracted orthodontic activity (UOA)	0
Carry forward orthodontic activity (UOA)	0
Baseline contract value	£1,118,155.48

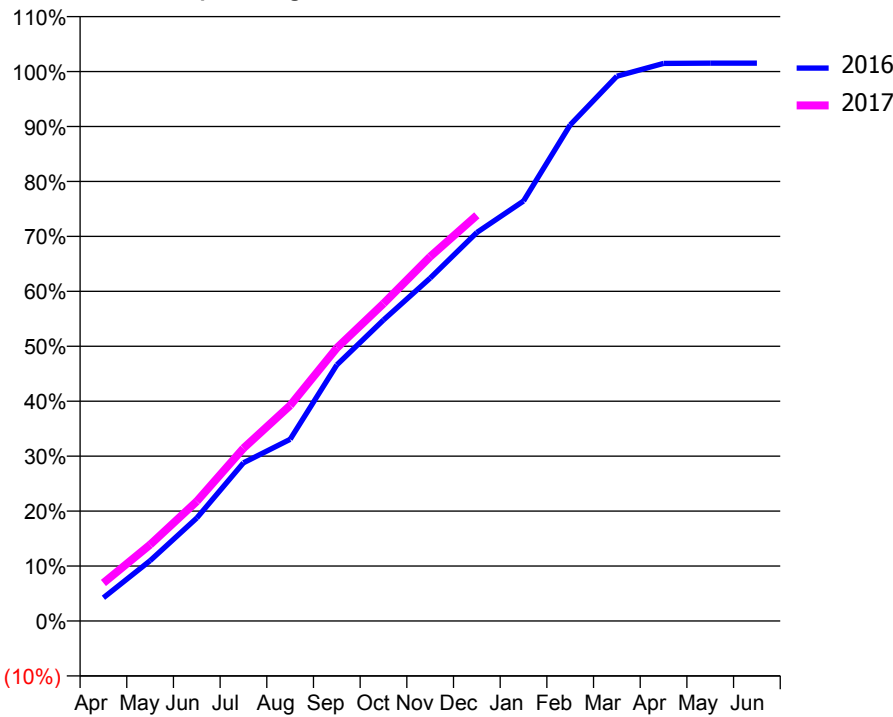
### ACCESS\*

Patients seen in 24 months	Total	Change since previous quarter
Quarter ending December 2015	12,691	
Quarter ending March 2016	12,917	→
Quarter ending June 2016	13,202	↑
Quarter ending September 2016	13,434	→
Quarter ending December 2016	13,484	→
<b>Variance since December 2015</b>	<b>6.2%</b>	<b>↑</b>



### ACTIVITY

Cumulative percentage of contracted UDA delivered 2016 & 2017



Month	Adjusted Scheduled Activity (UDA)	
	2016	2017
April	1,461	2,401
May	3,795	4,813
June	6,487	7,541
July	9,954	10,881
August	11,431	13,583
September	16,120	17,203
October	18,948	19,997
November	21,581	22,957
December	24,451	25,561
January	26,435	
February	31,226	
March	34,291	
April	35,098	
May	35,114	
June	35,115	

### QUALITY

	Quantity	Base Number	Contract	AT	Region	England
% of FP17s for the same patient ID Re-attending within 3 months - Children	261	3,099	8.4%	10.7%	13.4%	12.4%
% of FP17s for the same patient ID Re-attending within 3 months - Adults	1,226	8,858	13.8%	15.4%	17.3%	16.6%
% of FP17s for the same patient ID Re-attending between 3 & 9 months - Children	1,480	3,099	47.8%	58.5%	58.9%	57.5%
% of FP17s for the same patient ID Re-attending between 3 & 9 months - Adults	3,651	8,858	41.2%	52.8%	52.5%	50.4%
% of FP17s for Band 1 Urgent Courses	1,290	10,749	12.0%	7.6%	9.3%	9.1%
% of FP17s Relating to Free Repair or Replacements	169	10,749	1.6%	1.3%	1.0%	0.8%
% of FP17s Relating to Continuations	104	10,749	1.0%	1.6%	1.5%	1.3%
% of Patients satisfied with the dentistry they have received	21	24	87.5%	94.2%	93.1%	92.7%
% of Patients satisfied with the time they had to wait for an appointment	22	24	91.7%	89.1%	89.8%	88.8%

\* This is based on patients treated on this contract for their most recent course of treatment. Figures in italics indicate the base number of FP17s or Patient Questionnaire responses are less than 100. N/A is shown where the base number of responses is less than 10 during the period. % is calculated as Quantity/Base number\*100



## Q51 - Vital Signs At a Glance Contract Report for 198730/0002 - December 2016

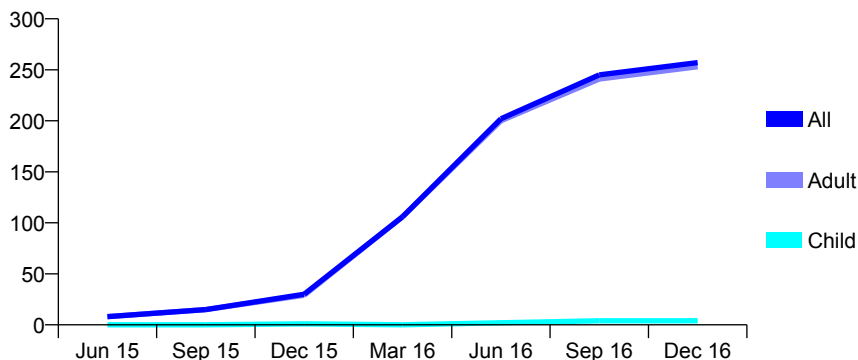
Name or company name	Kimberworth Park Practice Limited
Contract type name	PDS Contract
Purpose of contract	General
Contract start date	01/05/2015
Contract end date	30/04/2020

16/17 Contracted general activity (UDA)	1,800
Carry forward general activity (UDA)	0
16/17 Contracted orthodontic activity (UOA)	0
Carry forward orthodontic activity (UOA)	0
Baseline contract value	£76,537.03

### ACCESS\*

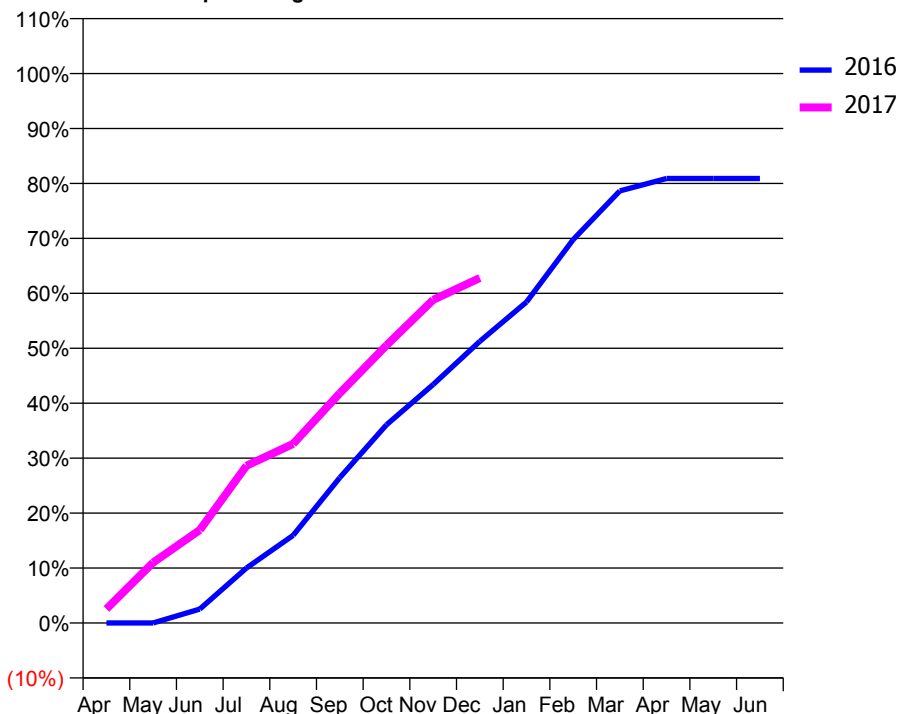
Patients seen in 24 months	Total	Change since previous quarter
Quarter ending December 2015	30	
Quarter ending March 2016	106	↑
Quarter ending June 2016	202	↑
Quarter ending September 2016	245	↑
Quarter ending December 2016	257	↑
<b>Variance since December 2015</b>	<b>756.7%</b>	<b>↑</b>

### Access trend analysis



### ACTIVITY

#### Cumulative percentage of contracted UDA delivered 2016 & 2017



Month	Adjusted Scheduled Activity (UDA)	
	2016	2017
April	0	46
May	0	198
June	42	305
July	165	515
August	263	587
September	437	753
October	595	910
November	716	1,058
December	846	1,130
January	964	
February	1,151	
March	1,298	
April	1,335	
May	1,335	
June	1,335	

### QUALITY

	Quantity	Base Number	Contract	AT	Region	England
% of FP17s for the same patient ID Re-attending within 3 months - Children	2	11	18.2%	10.7%	13.4%	12.4%
% of FP17s for the same patient ID Re-attending within 3 months - Adults	67	392	17.1%	15.4%	17.3%	16.6%
% of FP17s for the same patient ID Re-attending between 3 & 9 months - Children	0	11	0.0%	58.5%	58.9%	57.5%
% of FP17s for the same patient ID Re-attending between 3 & 9 months - Adults	21	392	5.4%	52.8%	52.5%	50.4%
% of FP17s for Band 1 Urgent Courses	27	390	6.9%	7.6%	9.3%	9.1%
% of FP17s Relating to Free Repair or Replacements	0	390	0.0%	1.3%	1.0%	0.8%
% of FP17s Relating to Continuations	0	390	0.0%	1.6%	1.5%	1.3%
% of Patients satisfied with the dentistry they have received	1	1	N/A	94.2%	93.1%	92.7%
% of Patients satisfied with the time they had to wait for an appointment	0	1	N/A	89.1%	89.8%	88.8%

\* This is based on patients treated on this contract for their most recent course of treatment. Figures in italics indicate the base number of FP17s or Patient Questionnaire responses are less than 100. N/A is shown where the base number of responses is less than 10 during the period. % is calculated as Quantity/Base number\*100

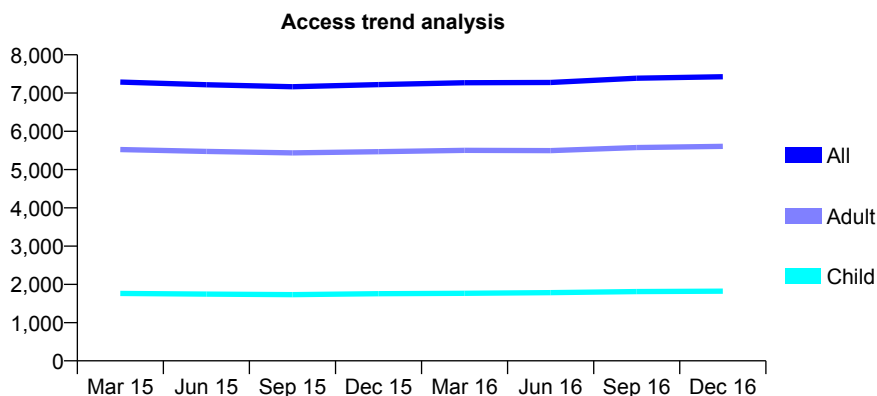
## Q51 - Vital Signs At a Glance Contract Report for 198749/0001 - December 2016

Name or company name	RICHMOND DENTAL CARE
Contract type name	Pilot Contract
Purpose of contract	General
Contract start date	01/04/2009
Contract end date	

16/17 Contracted general activity (UDA)	25,655
Carry forward general activity (UDA)	0
16/17 Contracted orthodontic activity (UOA)	0
Carry forward orthodontic activity (UOA)	0
Baseline contract value	£769,478.53

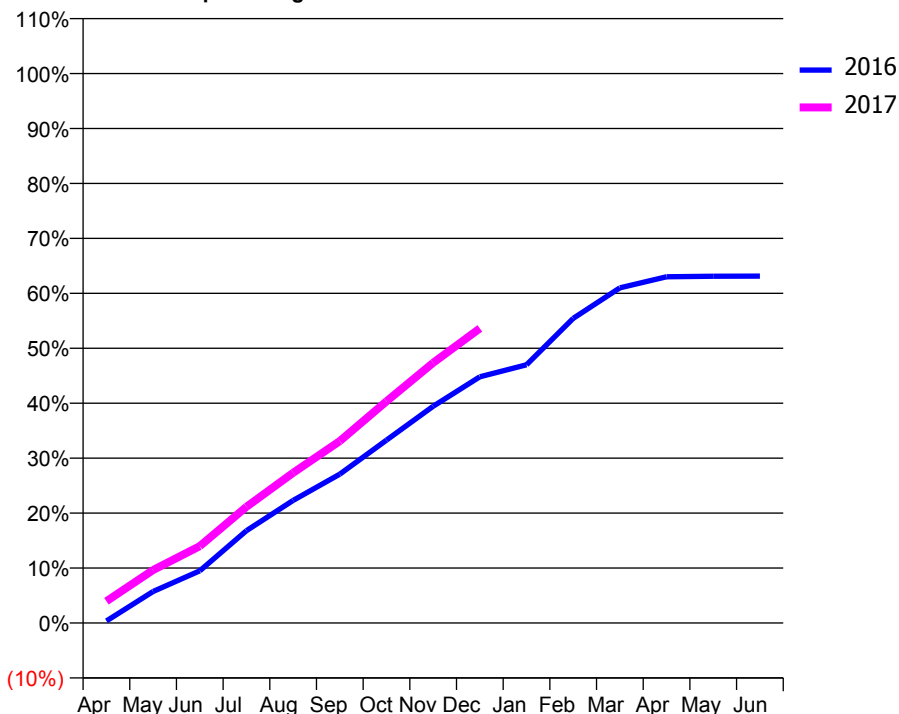
### ACCESS\*

Patients seen in 24 months	Total	Change since previous quarter
Quarter ending December 2015	7,221	
Quarter ending March 2016	7,271	→
Quarter ending June 2016	7,276	→
Quarter ending September 2016	7,388	→
Quarter ending December 2016	7,428	→
<b>Variance since December 2015</b>	<b>2.9%</b>	<b>↑</b>



### ACTIVITY

Cumulative percentage of contracted UDA delivered 2016 & 2017



Month	Adjusted Scheduled Activity (UDA)	
	2016	2017
April	94	1,015
May	1,472	2,477
June	2,439	3,587
July	4,309	5,423
August	5,727	7,014
September	6,953	8,496
October	8,539	10,352
November	10,123	12,146
December	11,497	13,759
January	12,053	
February	14,223	
March	15,648	
April	16,167	
May	16,192	
June	16,199	

### QUALITY

	Quantity	Base Number	Contract	AT	Region	England
% of FP17s for the same patient ID Re-attending within 3 months - Children	148	2,329	6.4%	10.7%	13.4%	12.4%
% of FP17s for the same patient ID Re-attending within 3 months - Adults	933	5,920	15.8%	15.4%	17.3%	16.6%
% of FP17s for the same patient ID Re-attending between 3 & 9 months - Children	1,568	2,329	67.3%	58.5%	58.9%	57.5%
% of FP17s for the same patient ID Re-attending between 3 & 9 months - Adults	2,952	5,920	49.9%	52.8%	52.5%	50.4%
% of FP17s for Band 1 Urgent Courses	779	7,513	10.4%	7.6%	9.3%	9.1%
% of FP17s Relating to Free Repair or Replacements	80	7,513	1.1%	1.3%	1.0%	0.8%
% of FP17s Relating to Continuations	59	7,513	0.8%	1.6%	1.5%	1.3%
% of Patients satisfied with the dentistry they have received	35	37	94.6%	94.2%	93.1%	92.7%
% of Patients satisfied with the time they had to wait for an appointment	28	37	75.7%	89.1%	89.8%	88.8%

\* This is based on patients treated on this contract for their most recent course of treatment. Figures in italics indicate the base number of FP17s or Patient Questionnaire responses are less than 100. N/A is shown where the base number of responses is less than 10 during the period. % is calculated as Quantity/Base number\*100

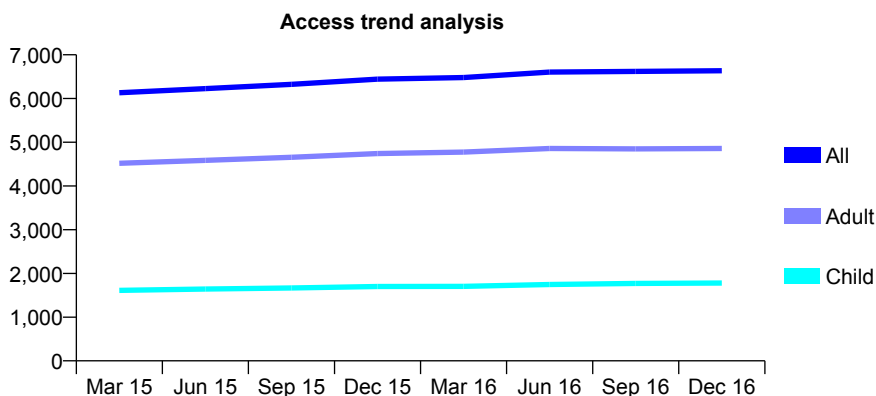
## Q51 - Vital Signs At a Glance Contract Report for 202401/0003 - December 2016

Name or company name	MR RS NICHOLSON
Contract type name	GDS Contract
Purpose of contract	General
Contract start date	03/04/2007
Contract end date	

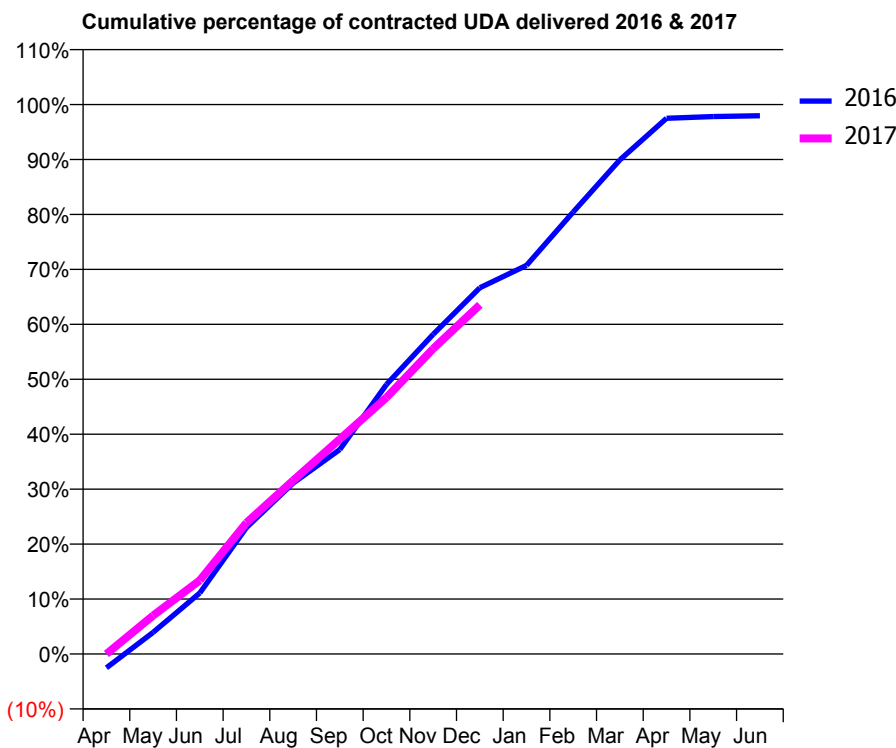
16/17 Contracted general activity (UDA)	19,000
Carry forward general activity (UDA)	389
16/17 Contracted orthodontic activity (UOA)	0
Carry forward orthodontic activity (UOA)	0
Baseline contract value	£526,767.63

### ACCESS\*

Patients seen in 24 months	Total	Change since previous quarter
Quarter ending December 2015	6,443	
Quarter ending March 2016	6,479	→
Quarter ending June 2016	6,604	→
Quarter ending September 2016	6,621	→
Quarter ending December 2016	6,637	→
<b>Variance since December 2015</b>	<b>3.0%</b>	<b>↑</b>



### ACTIVITY



Month	Adjusted Scheduled Activity (UDA)	
	2016	2017
April	-482	1
May	748	1,332
June	2,109	2,546
July	4,372	4,539
August	5,906	6,003
September	7,069	7,429
October	9,319	8,869
November	11,054	10,558
December	12,663	12,072
January	13,439	
February	15,282	
March	17,086	
April	18,526	
May	18,583	
June	18,611	

### QUALITY

	Quantity	Base Number	Contract	AT	Region	England
% of FP17s for the same patient ID Re-attending within 3 months - Children	158	1,718	9.2%	10.7%	13.4%	12.4%
% of FP17s for the same patient ID Re-attending within 3 months - Adults	719	4,478	16.1%	15.4%	17.3%	16.6%
% of FP17s for the same patient ID Re-attending between 3 & 9 months - Children	804	1,718	46.8%	58.5%	58.9%	57.5%
% of FP17s for the same patient ID Re-attending between 3 & 9 months - Adults	2,057	4,478	45.9%	52.8%	52.5%	50.4%
% of FP17s for Band 1 Urgent Courses	335	5,470	6.1%	7.6%	9.3%	9.1%
% of FP17s Relating to Free Repair or Replacements	74	5,470	1.4%	1.3%	1.0%	0.8%
% of FP17s Relating to Continuations	191	5,470	3.5%	1.6%	1.5%	1.3%
% of Patients satisfied with the dentistry they have received	3	5	N/A	94.2%	93.1%	92.7%
% of Patients satisfied with the time they had to wait for an appointment	5	5	N/A	89.1%	89.8%	88.8%

\* This is based on patients treated on this contract for their most recent course of treatment. Figures in italics indicate the base number of FP17s or Patient Questionnaire responses are less than 100. N/A is shown where the base number of responses is less than 10 during the period. % is calculated as Quantity/Base number\*100

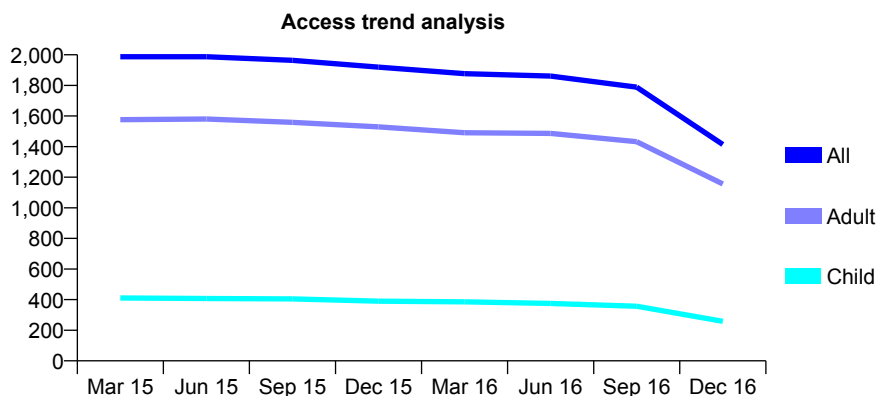
## Q51 - Vital Signs At a Glance Contract Report for 214108/0001 - December 2016

Name or company name	MR H McWilliam
Contract type name	GDS Contract
Purpose of contract	General
Contract start date	01/04/2006
Contract end date	

16/17 Contracted general activity (UDA)	5,839
Carry forward general activity (UDA)	-15
16/17 Contracted orthodontic activity (UOA)	0
Carry forward orthodontic activity (UOA)	0
Baseline contract value	£165,230.94

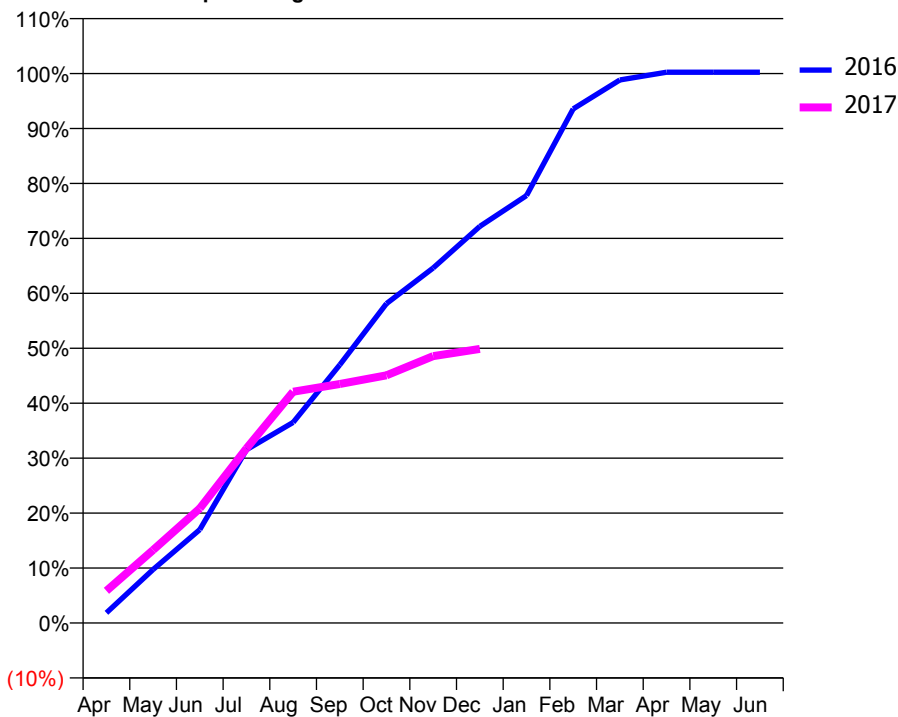
### ACCESS\*

Patients seen in 24 months	Total	Change since previous quarter
Quarter ending December 2015	1,919	
Quarter ending March 2016	1,877	↓
Quarter ending June 2016	1,861	→
Quarter ending September 2016	1,789	↓
Quarter ending December 2016	1,414	↓
<b>Variance since December 2015</b>	<b>(26.3%)</b>	<b>↓</b>



### ACTIVITY

Cumulative percentage of contracted UDA delivered 2016 & 2017



Month	Adjusted Scheduled Activity (UDA)	
	2016	2017
April	109	342
May	570	776
June	992	1,218
July	1,842	1,855
August	2,132	2,458
September	2,745	2,540
October	3,394	2,632
November	3,773	2,836
December	4,215	2,913
January	4,542	
February	5,463	
March	5,771	
April	5,853	
May	5,853	
June	5,853	

### QUALITY

	Quantity	Base Number	Contract	AT	Region	England
% of FP17s for the same patient ID Re-attending within 3 months - Children	32	342	9.4%	10.7%	13.4%	12.4%
% of FP17s for the same patient ID Re-attending within 3 months - Adults	120	1,171	10.2%	15.4%	17.3%	16.6%
% of FP17s for the same patient ID Re-attending between 3 & 9 months - Children	247	342	72.2%	58.5%	58.9%	57.5%
% of FP17s for the same patient ID Re-attending between 3 & 9 months - Adults	732	1,171	62.5%	52.8%	52.5%	50.4%
% of FP17s for Band 1 Urgent Courses	68	1,428	4.8%	7.6%	9.3%	9.1%
% of FP17s Relating to Free Repair or Replacements	8	1,428	0.6%	1.3%	1.0%	0.8%
% of FP17s Relating to Continuations	9	1,428	0.6%	1.6%	1.5%	1.3%
% of Patients satisfied with the dentistry they have received	2	2	N/A	94.2%	93.1%	92.7%
% of Patients satisfied with the time they had to wait for an appointment	1	2	N/A	89.1%	89.8%	88.8%

\* This is based on patients treated on this contract for their most recent course of treatment. Figures in italics indicate the base number of FP17s or Patient Questionnaire responses are less than 100. N/A is shown where the base number of responses is less than 10 during the period. % is calculated as Quantity/Base number\*100

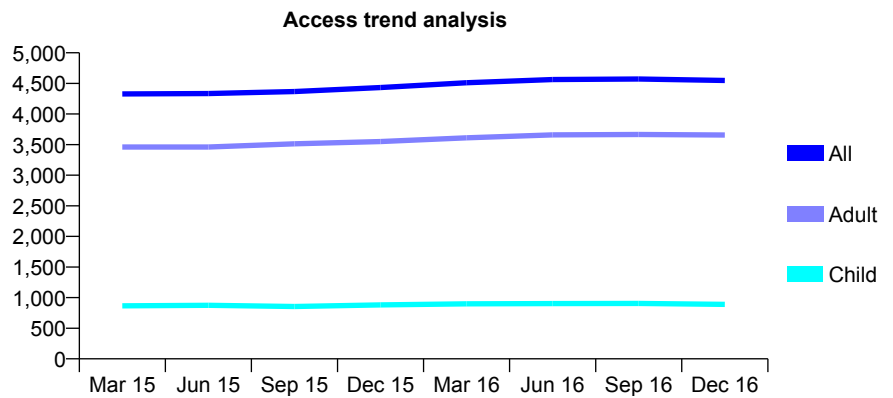
## Q51 - Vital Signs At a Glance Contract Report for 214264/0001 - December 2016

Name or company name	MR SG WADE
Contract type name	GDS Contract
Purpose of contract	General
Contract start date	01/04/2006
Contract end date	

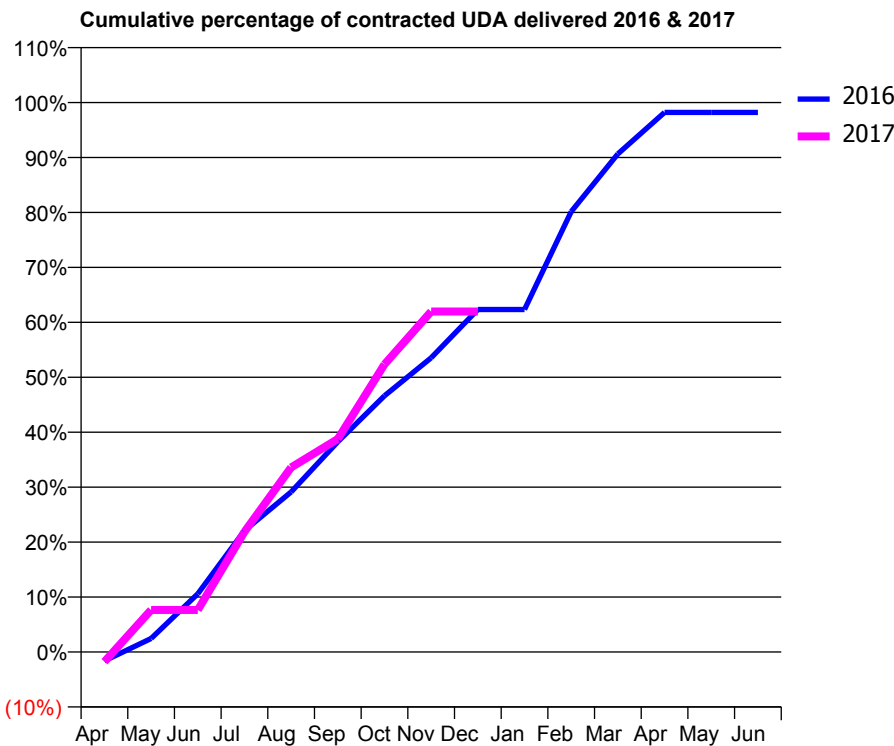
16/17 Contracted general activity (UDA)	13,383
Carry forward general activity (UDA)	240
16/17 Contracted orthodontic activity (UOA)	0
Carry forward orthodontic activity (UOA)	0
Baseline contract value	£378,711.37

### ACCESS\*

Patients seen in 24 months	Total	Change since previous quarter
Quarter ending December 2015	4,432	
Quarter ending March 2016	4,511	→
Quarter ending June 2016	4,563	→
Quarter ending September 2016	4,571	→
Quarter ending December 2016	4,548	→
<b>Variance since December 2015</b>	<b>2.6%</b>	<b>↑</b>



### ACTIVITY



Month	Adjusted Scheduled Activity (UDA)	
	2016	2017
April	-219	-240
May	330	1,023
June	1,416	1,023
July	2,956	2,928
August	3,900	4,495
September	5,121	5,188
October	6,240	7,006
November	7,165	8,294
December	8,340	8,294
January	8,340	
February	10,725	
March	12,133	
April	13,143	
May	13,143	
June	13,143	

### QUALITY

	Quantity	Base Number	Contract	AT	Region	England
% of FP17s for the same patient ID Re-attending within 3 months - Children	107	1,066	10.0%	10.7%	13.4%	12.4%
% of FP17s for the same patient ID Re-attending within 3 months - Adults	711	3,921	18.1%	15.4%	17.3%	16.6%
% of FP17s for the same patient ID Re-attending between 3 & 9 months - Children	747	1,066	70.1%	58.5%	58.9%	57.5%
% of FP17s for the same patient ID Re-attending between 3 & 9 months - Adults	2,072	3,921	52.8%	52.8%	52.5%	50.4%
% of FP17s for Band 1 Urgent Courses	234	4,269	5.5%	7.6%	9.3%	9.1%
% of FP17s Relating to Free Repair or Replacements	81	4,269	1.9%	1.3%	1.0%	0.8%
% of FP17s Relating to Continuations	140	4,269	3.3%	1.6%	1.5%	1.3%
% of Patients satisfied with the dentistry they have received	11	13	84.6%	94.2%	93.1%	92.7%
% of Patients satisfied with the time they had to wait for an appointment	11	13	84.6%	89.1%	89.8%	88.8%

\* This is based on patients treated on this contract for their most recent course of treatment. Figures in italics indicate the base number of FP17s or Patient Questionnaire responses are less than 100. N/A is shown where the base number of responses is less than 10 during the period. % is calculated as Quantity/Base number\*100

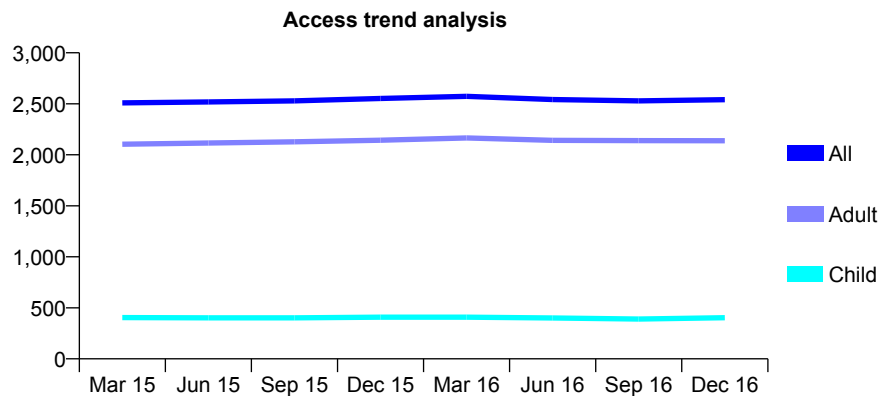
## Q51 - Vital Signs At a Glance Contract Report for 215538/0001 - December 2016

Name or company name	Hemper Lane Dental Surgery
Contract type name	GDS Contract
Purpose of contract	General
Contract start date	01/04/2006
Contract end date	

16/17 Contracted general activity (UDA)	7,635
Carry forward general activity (UDA)	-11
16/17 Contracted orthodontic activity (UOA)	0
Carry forward orthodontic activity (UOA)	0
Baseline contract value	£179,334.33

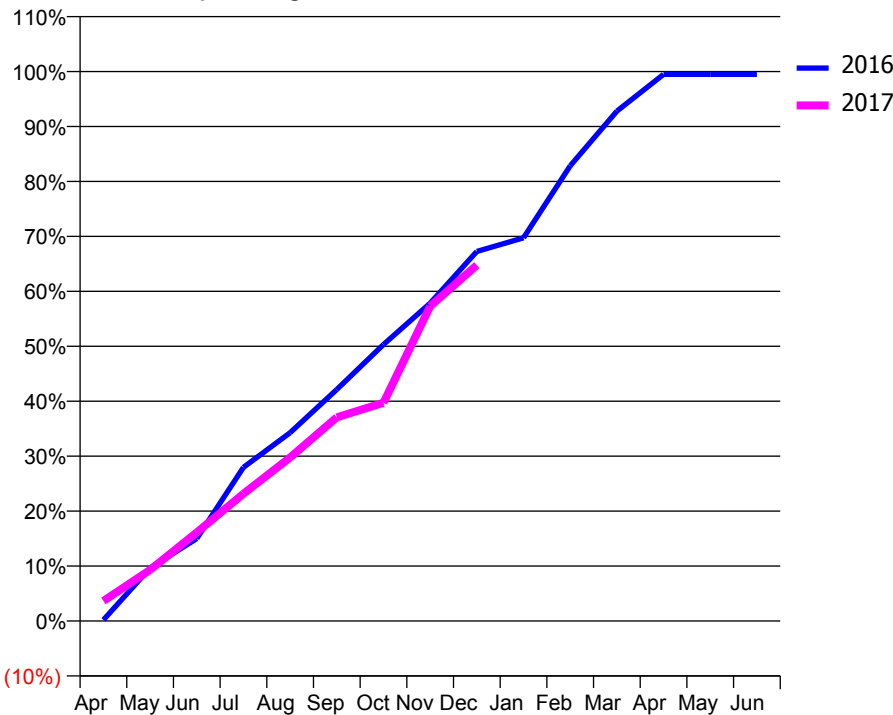
### ACCESS\*

Patients seen in 24 months	Total	Change since previous quarter
Quarter ending December 2015	2,552	
Quarter ending March 2016	2,573	→
Quarter ending June 2016	2,542	↓
Quarter ending September 2016	2,529	→
Quarter ending December 2016	2,541	→
<b>Variance since December 2015</b>	<b>(0.4%)</b>	<b>→</b>



### ACTIVITY

Cumulative percentage of contracted UDA delivered 2016 & 2017



Month	Adjusted Scheduled Activity (UDA)	
	2016	2017
April	15	278
May	736	711
June	1,145	1,231
July	2,136	1,768
August	2,617	2,272
September	3,217	2,830
October	3,842	3,033
November	4,416	4,374
December	5,135	4,945
January	5,325	
February	6,324	
March	7,084	
April	7,596	
May	7,596	
June	7,596	

### QUALITY

	Quantity	Base Number	Contract	AT	Region	England
% of FP17s for the same patient ID Re-attending within 3 months - Children	24	383	6.3%	10.7%	13.4%	12.4%
% of FP17s for the same patient ID Re-attending within 3 months - Adults	462	2,130	21.7%	15.4%	17.3%	16.6%
% of FP17s for the same patient ID Re-attending between 3 & 9 months - Children	163	383	42.6%	58.5%	58.9%	57.5%
% of FP17s for the same patient ID Re-attending between 3 & 9 months - Adults	805	2,130	37.8%	52.8%	52.5%	50.4%
% of FP17s for Band 1 Urgent Courses	288	2,298	12.5%	7.6%	9.3%	9.1%
% of FP17s Relating to Free Repair or Replacements	67	2,298	2.9%	1.3%	1.0%	0.8%
% of FP17s Relating to Continuations	68	2,298	3.0%	1.6%	1.5%	1.3%
% of Patients satisfied with the dentistry they have received	2	2	N/A	94.2%	93.1%	92.7%
% of Patients satisfied with the time they had to wait for an appointment	2	2	N/A	89.1%	89.8%	88.8%

\* This is based on patients treated on this contract for their most recent course of treatment. Figures in italics indicate the base number of FP17s or Patient Questionnaire responses are less than 100. N/A is shown where the base number of responses is less than 10 during the period. % is calculated as Quantity/Base number\*100

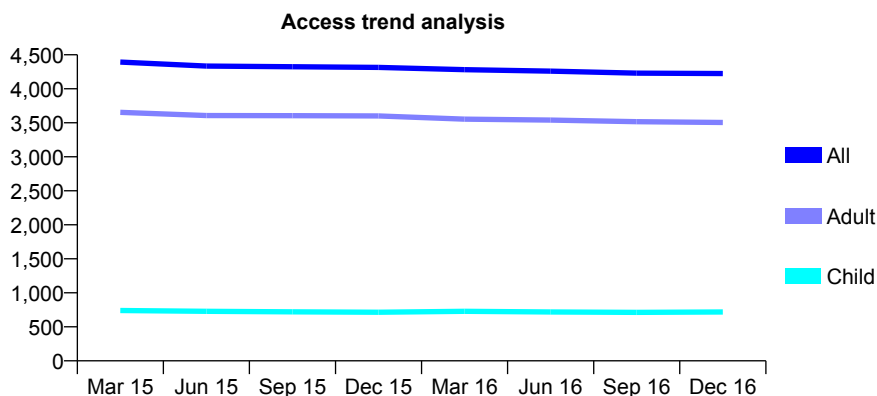
## Q51 - Vital Signs At a Glance Contract Report for 219940/0001 - December 2016

Name or company name	MR SD MCCART
Contract type name	Pilot Contract
Purpose of contract	General
Contract start date	01/04/2006
Contract end date	

16/17 Contracted general activity (UDA)	12,365
Carry forward general activity (UDA)	0
16/17 Contracted orthodontic activity (UOA)	0
Carry forward orthodontic activity (UOA)	0
Baseline contract value	£391,657.86

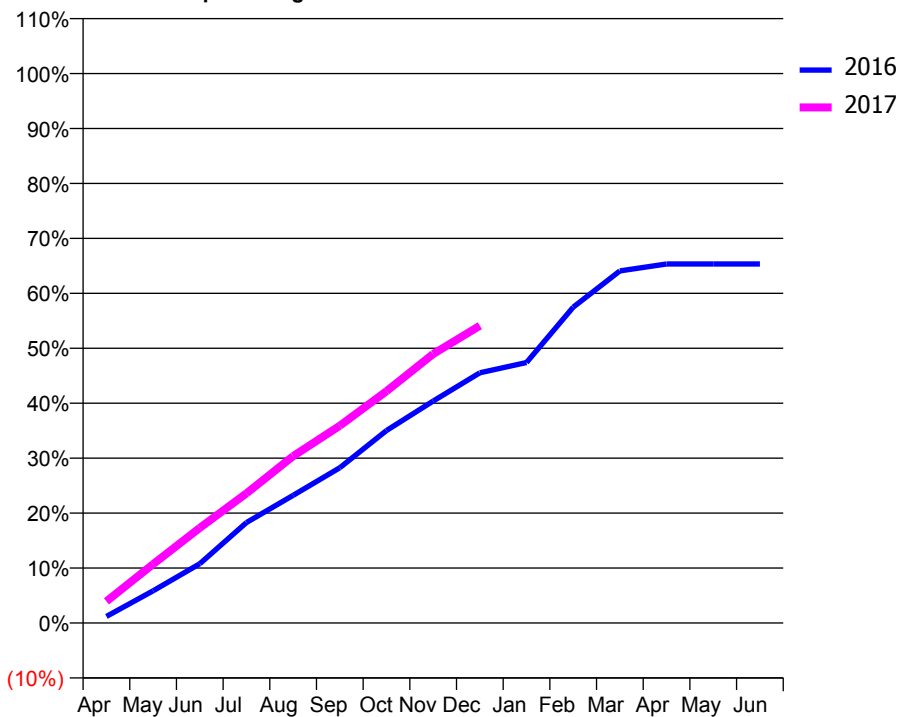
### ACCESS\*

Patients seen in 24 months	Total	Change since previous quarter
Quarter ending December 2015	4,315	
Quarter ending March 2016	4,282	→
Quarter ending June 2016	4,259	→
Quarter ending September 2016	4,230	→
Quarter ending December 2016	4,224	→
<b>Variance since December 2015</b>	<b>(2.1%)</b>	<b>↓</b>



### ACTIVITY

Cumulative percentage of contracted UDA delivered 2016 & 2017



Month	Adjusted Scheduled Activity (UDA)	
	2016	2017
April	150	489
May	725	1,323
June	1,332	2,141
July	2,262	2,917
August	2,872	3,756
September	3,495	4,438
October	4,332	5,217
November	4,996	6,053
December	5,631	6,690
January	5,862	
February	7,107	
March	7,923	
April	8,079	
May	8,079	
June	8,079	

### QUALITY

	Quantity	Base Number	Contract	AT	Region	England
% of FP17s for the same patient ID Re-attending within 3 months - Children	17	597	2.8%	10.7%	13.4%	12.4%
% of FP17s for the same patient ID Re-attending within 3 months - Adults	248	2,641	9.4%	15.4%	17.3%	16.6%
% of FP17s for the same patient ID Re-attending between 3 & 9 months - Children	183	597	30.7%	58.5%	58.9%	57.5%
% of FP17s for the same patient ID Re-attending between 3 & 9 months - Adults	747	2,641	28.3%	52.8%	52.5%	50.4%
% of FP17s for Band 1 Urgent Courses	368	3,144	11.7%	7.6%	9.3%	9.1%
% of FP17s Relating to Free Repair or Replacements	10	3,144	0.3%	1.3%	1.0%	0.8%
% of FP17s Relating to Continuations	22	3,144	0.7%	1.6%	1.5%	1.3%
% of Patients satisfied with the dentistry they have received	7	7	N/A	94.2%	93.1%	92.7%
% of Patients satisfied with the time they had to wait for an appointment	5	7	N/A	89.1%	89.8%	88.8%

\* This is based on patients treated on this contract for their most recent course of treatment. Figures in italics indicate the base number of FP17s or Patient Questionnaire responses are less than 100. N/A is shown where the base number of responses is less than 10 during the period. % is calculated as Quantity/Base number\*100



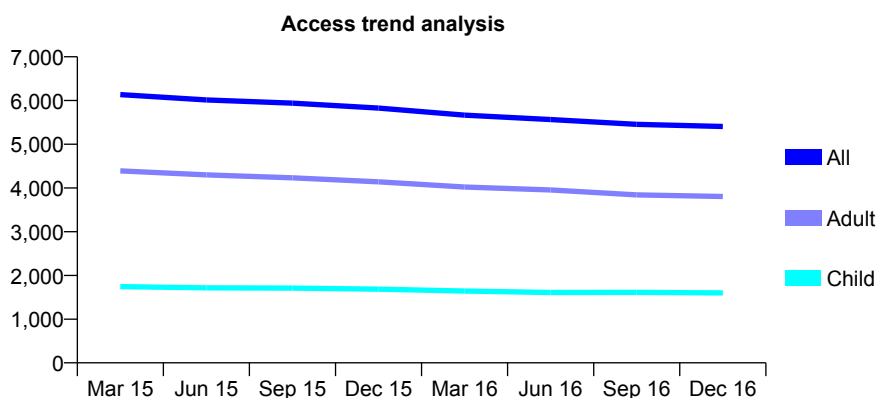
## Q51 - Vital Signs At a Glance Contract Report for 230901/0001 - December 2016

Name or company name	MR BJ JULIUS
Contract type name	GDS Contract
Purpose of contract	General and Orthodontic
Contract start date	01/04/2006
Contract end date	

16/17 Contracted general activity (UDA)	19,164
Carry forward general activity (UDA)	127
16/17 Contracted orthodontic activity (UOA)	1,041
Carry forward orthodontic activity (UOA)	-90
Baseline contract value	£610,383.96

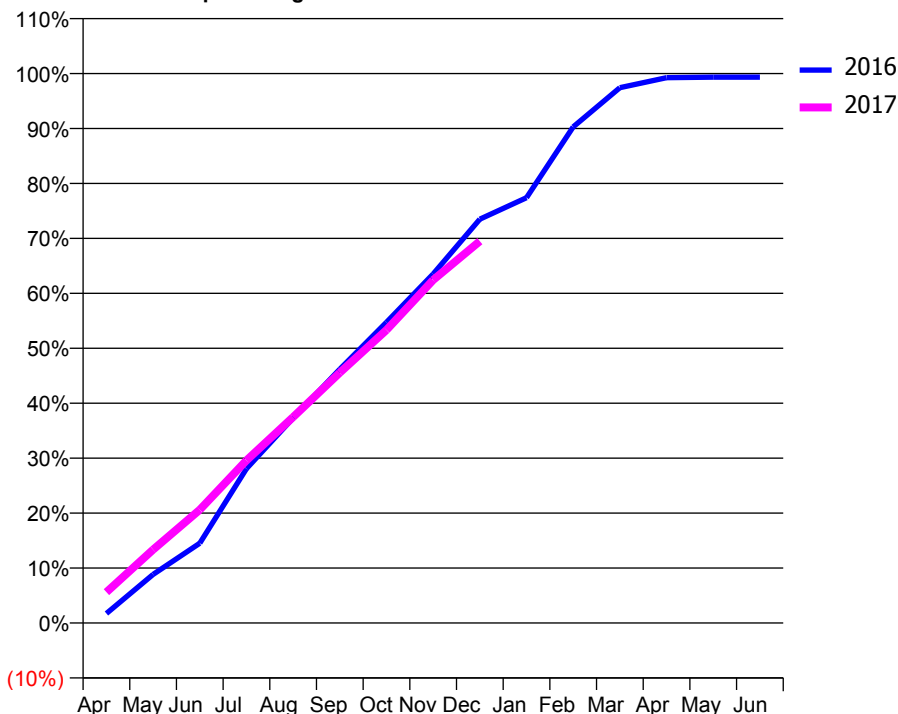
### ACCESS\*

Patients seen in 24 months	Total	Change since previous quarter
Quarter ending December 2015	5,827	
Quarter ending March 2016	5,666	↓
Quarter ending June 2016	5,565	↓
Quarter ending September 2016	5,456	↓
Quarter ending December 2016	5,405	→
<b>Variance since December 2015</b>	<b>(7.2%)</b>	<b>↓</b>



### ACTIVITY

**Cumulative percentage of contracted UDA delivered 2016 & 2017**



Month	Adjusted Scheduled Activity (UDA)	
	2016	2017
April	333	1,077
May	1,695	2,560
June	2,783	3,951
July	5,384	5,673
August	7,149	7,181
September	8,851	8,733
October	10,491	10,222
November	12,173	11,962
December	14,086	13,315
January	14,832	
February	17,301	
March	18,669	
April	19,020	
May	19,038	
June	19,038	

### QUALITY

	Quantity	Base Number	Contract	AT	Region	England
% of FP17s for the same patient ID Re-attending within 3 months - Children	196	1,935	10.1%	10.7%	13.4%	12.4%
% of FP17s for the same patient ID Re-attending within 3 months - Adults	477	3,775	12.6%	15.4%	17.3%	16.6%
% of FP17s for the same patient ID Re-attending between 3 & 9 months - Children	1,292	1,935	66.8%	58.5%	58.9%	57.5%
% of FP17s for the same patient ID Re-attending between 3 & 9 months - Adults	2,219	3,775	58.8%	52.8%	52.5%	50.4%
% of FP17s for Band 1 Urgent Courses	211	5,467	3.9%	7.6%	9.3%	9.1%
% of FP17s Relating to Free Repair or Replacements	56	5,467	1.0%	1.3%	1.0%	0.8%
% of FP17s Relating to Continuations	139	5,467	2.5%	1.6%	1.5%	1.3%
% of Patients satisfied with the dentistry they have received	11	12	91.7%	94.2%	93.1%	92.7%
% of Patients satisfied with the time they had to wait for an appointment	12	12	100.0%	89.1%	89.8%	88.8%

\* This is based on patients treated on this contract for their most recent course of treatment. Figures in italics indicate the base number of FP17s or Patient Questionnaire responses are less than 100. N/A is shown where the base number of responses is less than 10 during the period. % is calculated as Quantity/Base number\*100

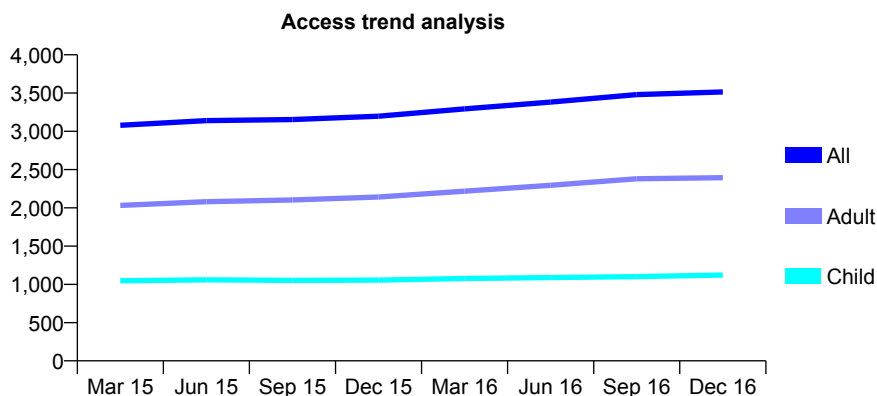
## Q51 - Vital Signs At a Glance Contract Report for 233021/0001 - December 2016

Name or company name	MR AJ CADMAN
Contract type name	GDS Contract
Purpose of contract	General
Contract start date	01/04/2006
Contract end date	

16/17 Contracted general activity (UDA)	7,585
Carry forward general activity (UDA)	-114
16/17 Contracted orthodontic activity (UOA)	0
Carry forward orthodontic activity (UOA)	0
Baseline contract value	£244,753.12

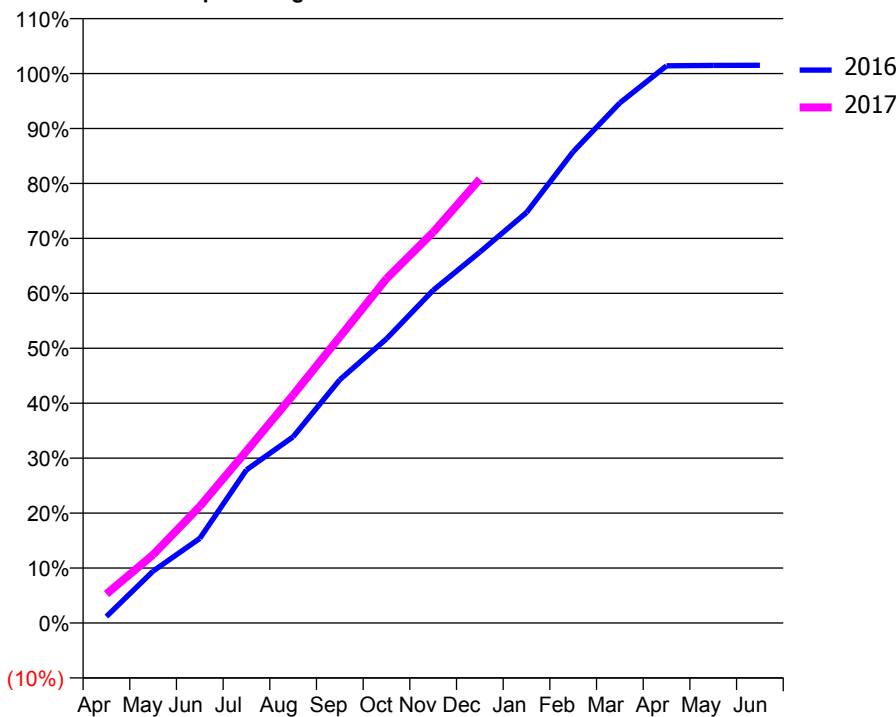
### ACCESS\*

Patients seen in 24 months	Total	Change since previous quarter
Quarter ending December 2015	3,197	
Quarter ending March 2016	3,294	↑
Quarter ending June 2016	3,383	↑
Quarter ending September 2016	3,480	↑
Quarter ending December 2016	3,515	→
<b>Variance since December 2015</b>	<b>9.9%</b>	<b>↑</b>



### ACTIVITY

Cumulative percentage of contracted UDA delivered 2016 & 2017



Month	Adjusted Scheduled Activity (UDA)	
	2016	2017
April	89	400
May	717	944
June	1,169	1,610
July	2,113	2,374
August	2,570	3,149
September	3,359	3,949
October	3,923	4,753
November	4,594	5,394
December	5,119	6,128
January	5,666	
February	6,506	
March	7,179	
April	7,692	
May	7,696	
June	7,699	

### QUALITY

	Quantity	Base Number	Contract	AT	Region	England
% of FP17s for the same patient ID Re-attending within 3 months - Children	96	1,350	7.1%	10.7%	13.4%	12.4%
% of FP17s for the same patient ID Re-attending within 3 months - Adults	455	2,792	16.3%	15.4%	17.3%	16.6%
% of FP17s for the same patient ID Re-attending between 3 & 9 months - Children	865	1,350	64.1%	58.5%	58.9%	57.5%
% of FP17s for the same patient ID Re-attending between 3 & 9 months - Adults	1,687	2,792	60.4%	52.8%	52.5%	50.4%
% of FP17s for Band 1 Urgent Courses	184	3,263	5.6%	7.6%	9.3%	9.1%
% of FP17s Relating to Free Repair or Replacements	12	3,263	0.4%	1.3%	1.0%	0.8%
% of FP17s Relating to Continuations	67	3,263	2.1%	1.6%	1.5%	1.3%
% of Patients satisfied with the dentistry they have received	2	2	N/A	94.2%	93.1%	92.7%
% of Patients satisfied with the time they had to wait for an appointment	2	2	N/A	89.1%	89.8%	88.8%

\* This is based on patients treated on this contract for their most recent course of treatment. Figures in italics indicate the base number of FP17s or Patient Questionnaire responses are less than 100. N/A is shown where the base number of responses is less than 10 during the period. % is calculated as Quantity/Base number\*100

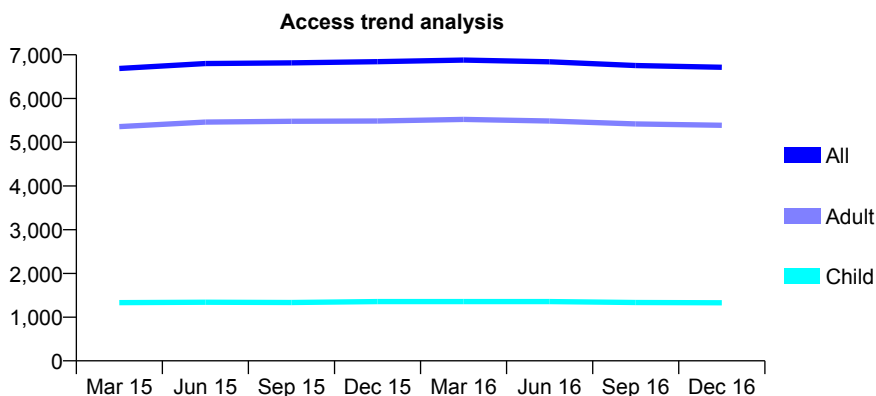
## Q51 - Vital Signs At a Glance Contract Report for 234230/0001 - December 2016

Name or company name	MR IA SHELBOURNE
Contract type name	GDS Contract
Purpose of contract	General
Contract start date	01/12/2008
Contract end date	

16/17 Contracted general activity (UDA)	20,016
Carry forward general activity (UDA)	326
16/17 Contracted orthodontic activity (UOA)	0
Carry forward orthodontic activity (UOA)	0
Baseline contract value	£554,935.85

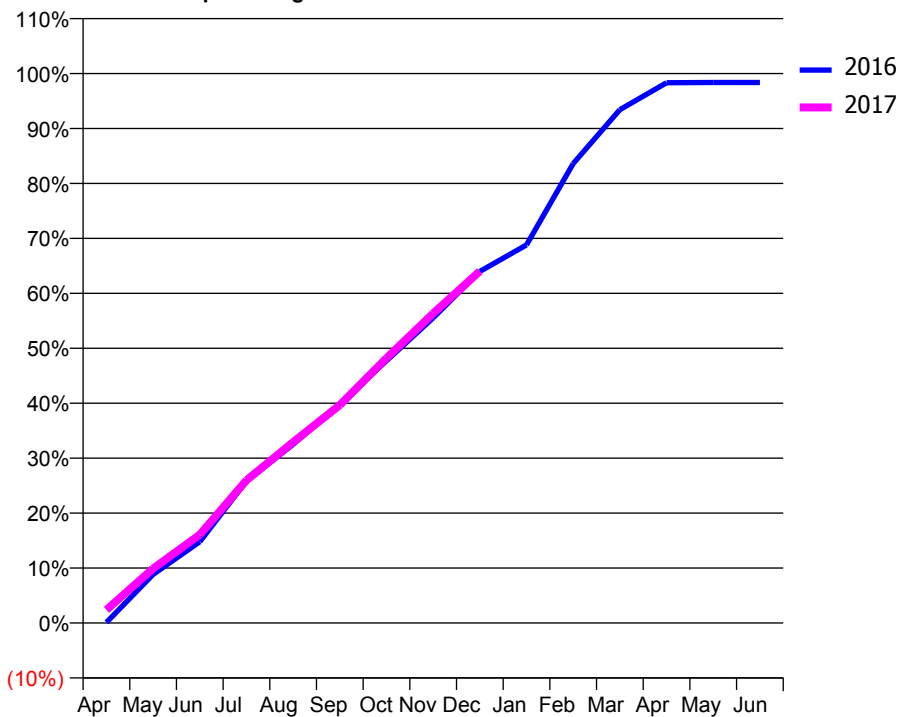
### ACCESS\*

Patients seen in 24 months	Total	Change since previous quarter
Quarter ending December 2015	6,844	
Quarter ending March 2016	6,878	→
Quarter ending June 2016	6,841	→
Quarter ending September 2016	6,754	↓
Quarter ending December 2016	6,715	→
<b>Variance since December 2015</b>	<b>(1.9%)</b>	<b>↓</b>



### ACTIVITY

Cumulative percentage of contracted UDA delivered 2016 & 2017



Month	Adjusted Scheduled Activity (UDA)	
	2016	2017
April	20	478
May	1,769	1,986
June	2,960	3,216
July	5,169	5,201
August	6,508	6,591
September	7,986	7,941
October	9,552	9,649
November	11,117	11,277
December	12,804	12,816
January	13,771	
February	16,737	
March	18,700	
April	19,681	
May	19,690	
June	19,690	

### QUALITY

	Quantity	Base Number	Contract	AT	Region	England
% of FP17s for the same patient ID Re-attending within 3 months - Children	114	1,444	7.9%	10.7%	13.4%	12.4%
% of FP17s for the same patient ID Re-attending within 3 months - Adults	841	5,667	14.8%	15.4%	17.3%	16.6%
% of FP17s for the same patient ID Re-attending between 3 & 9 months - Children	920	1,444	63.7%	58.5%	58.9%	57.5%
% of FP17s for the same patient ID Re-attending between 3 & 9 months - Adults	2,875	5,667	50.7%	52.8%	52.5%	50.4%
% of FP17s for Band 1 Urgent Courses	279	6,650	4.2%	7.6%	9.3%	9.1%
% of FP17s Relating to Free Repair or Replacements	84	6,650	1.3%	1.3%	1.0%	0.8%
% of FP17s Relating to Continuations	236	6,650	3.5%	1.6%	1.5%	1.3%
% of Patients satisfied with the dentistry they have received	19	20	95.0%	94.2%	93.1%	92.7%
% of Patients satisfied with the time they had to wait for an appointment	18	20	90.0%	89.1%	89.8%	88.8%

\* This is based on patients treated on this contract for their most recent course of treatment. Figures in italics indicate the base number of FP17s or Patient Questionnaire responses are less than 100. N/A is shown where the base number of responses is less than 10 during the period. % is calculated as Quantity/Base number\*100

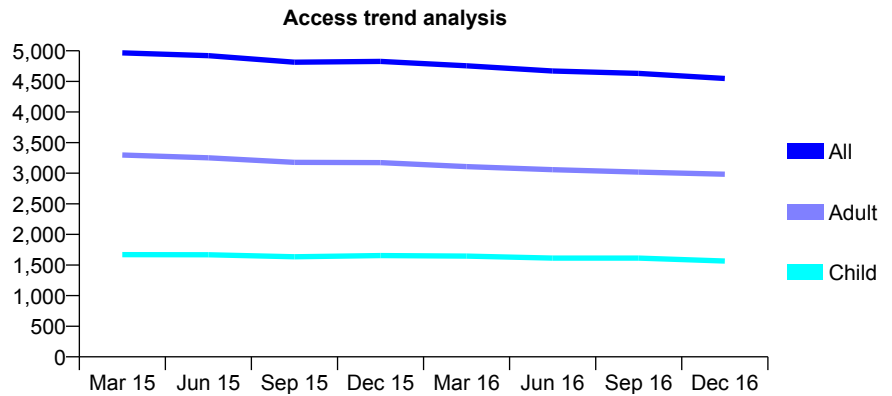
## Q51 - Vital Signs At a Glance Contract Report for 253421/0003 - December 2016

Name or company name	MR MA CHOUDHRY
Contract type name	GDS Contract
Purpose of contract	General
Contract start date	01/04/2006
Contract end date	

16/17 Contracted general activity (UDA)	11,573
Carry forward general activity (UDA)	-231
16/17 Contracted orthodontic activity (UOA)	0
Carry forward orthodontic activity (UOA)	0
Baseline contract value	£366,027.20

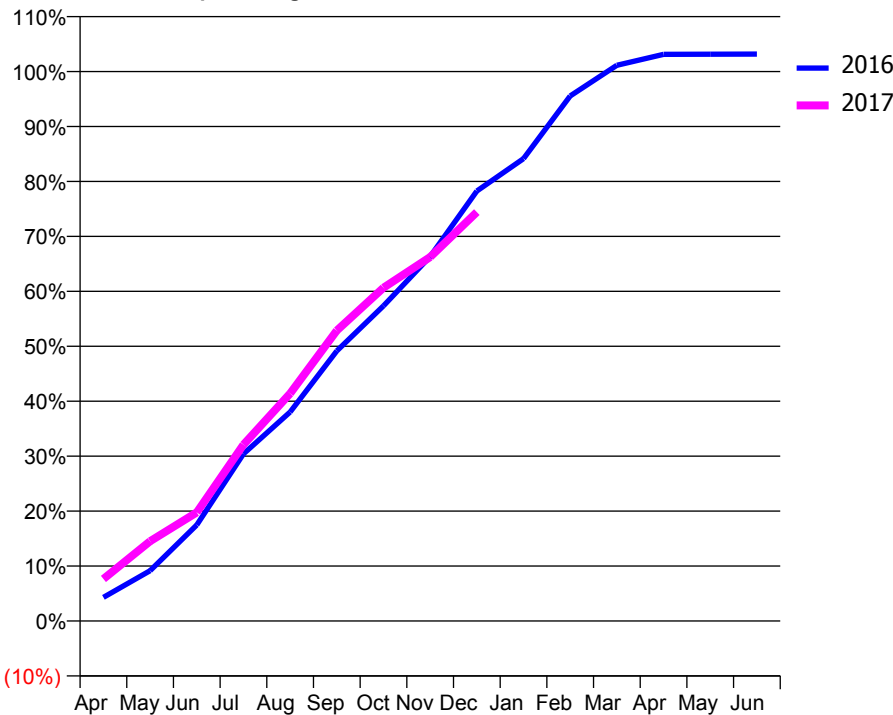
### ACCESS\*

Patients seen in 24 months	Total	Change since previous quarter
Quarter ending December 2015	4,827	
Quarter ending March 2016	4,755	↓
Quarter ending June 2016	4,671	↓
Quarter ending September 2016	4,631	→
Quarter ending December 2016	4,548	↓
<b>Variance since December 2015</b>	<b>(5.8%)</b>	<b>↓</b>



### ACTIVITY

Cumulative percentage of contracted UDA delivered 2016 & 2017



Month	Adjusted Scheduled Activity (UDA)	
	2016	2017
April	498	887
May	1,059	1,681
June	2,024	2,287
July	3,521	3,715
August	4,402	4,793
September	5,688	6,117
October	6,638	7,020
November	7,676	7,664
December	9,054	8,613
January	9,737	
February	11,059	
March	11,705	
April	11,934	
May	11,938	
June	11,939	

### QUALITY

	Quantity	Base Number	Contract	AT	Region	England
% of FP17s for the same patient ID Re-attending within 3 months - Children	108	1,374	7.9%	10.7%	13.4%	12.4%
% of FP17s for the same patient ID Re-attending within 3 months - Adults	569	2,677	21.3%	15.4%	17.3%	16.6%
% of FP17s for the same patient ID Re-attending between 3 & 9 months - Children	557	1,374	40.5%	58.5%	58.9%	57.5%
% of FP17s for the same patient ID Re-attending between 3 & 9 months - Adults	925	2,677	34.6%	52.8%	52.5%	50.4%
% of FP17s for Band 1 Urgent Courses	616	3,880	15.9%	7.6%	9.3%	9.1%
% of FP17s Relating to Free Repair or Replacements	22	3,880	0.6%	1.3%	1.0%	0.8%
% of FP17s Relating to Continuations	60	3,880	1.5%	1.6%	1.5%	1.3%
% of Patients satisfied with the dentistry they have received	4	4	N/A	94.2%	93.1%	92.7%
% of Patients satisfied with the time they had to wait for an appointment	3	4	N/A	89.1%	89.8%	88.8%

\* This is based on patients treated on this contract for their most recent course of treatment. Figures in italics indicate the base number of FP17s or Patient Questionnaire responses are less than 100. N/A is shown where the base number of responses is less than 10 during the period. % is calculated as Quantity/Base number\*100

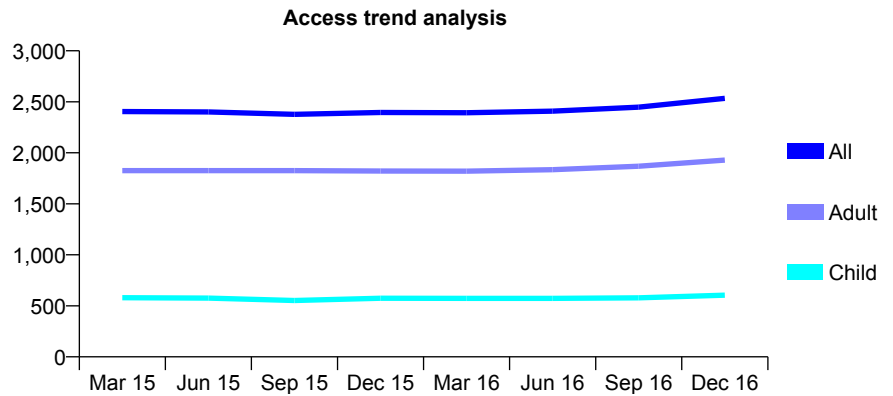
## Q51 - Vital Signs At a Glance Contract Report for 263478/0001 - December 2016

Name or company name	MR NA AYLOTT
Contract type name	GDS Contract
Purpose of contract	General
Contract start date	01/01/2011
Contract end date	

16/17 Contracted general activity (UDA)	9,040
Carry forward general activity (UDA)	313
16/17 Contracted orthodontic activity (UOA)	0
Carry forward orthodontic activity (UOA)	0
Baseline contract value	£255,813.47

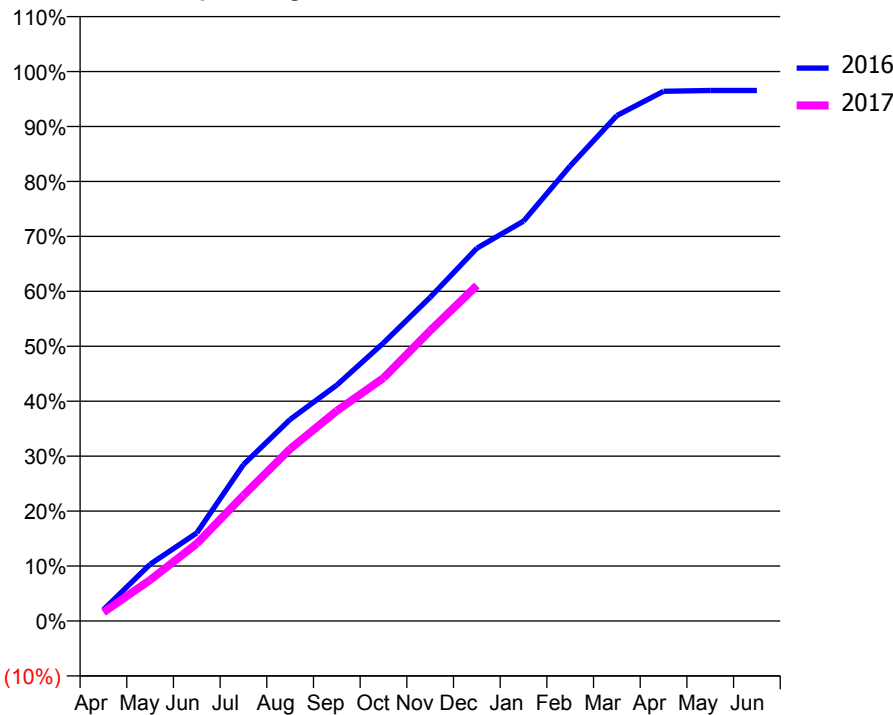
### ACCESS\*

Patients seen in 24 months	Total	Change since previous quarter
Quarter ending December 2015	2,395	
Quarter ending March 2016	2,393	→
Quarter ending June 2016	2,408	→
Quarter ending September 2016	2,448	→
Quarter ending December 2016	2,534	↑
<b>Variance since December 2015</b>	<b>5.8%</b>	<b>↑</b>



### ACTIVITY

Cumulative percentage of contracted UDA delivered 2016 & 2017



Month	Adjusted Scheduled Activity (UDA)	
	2016	2017
April	186	144
May	933	675
June	1,448	1,273
July	2,574	2,067
August	3,316	2,830
September	3,883	3,459
October	4,575	3,999
November	5,325	4,777
December	6,132	5,520
January	6,579	
February	7,486	
March	8,315	
April	8,715	
May	8,727	
June	8,727	

### QUALITY

	Quantity	Base Number	Contract	AT	Region	England
% of FP17s for the same patient ID Re-attending within 3 months - Children	64	835	7.7%	10.7%	13.4%	12.4%
% of FP17s for the same patient ID Re-attending within 3 months - Adults	320	2,593	12.3%	15.4%	17.3%	16.6%
% of FP17s for the same patient ID Re-attending between 3 & 9 months - Children	606	835	72.6%	58.5%	58.9%	57.5%
% of FP17s for the same patient ID Re-attending between 3 & 9 months - Adults	1,848	2,593	71.3%	52.8%	52.5%	50.4%
% of FP17s for Band 1 Urgent Courses	179	3,242	5.5%	7.6%	9.3%	9.1%
% of FP17s Relating to Free Repair or Replacements	9	3,242	0.3%	1.3%	1.0%	0.8%
% of FP17s Relating to Continuations	51	3,242	1.6%	1.6%	1.5%	1.3%
% of Patients satisfied with the dentistry they have received	33	35	94.3%	94.2%	93.1%	92.7%
% of Patients satisfied with the time they had to wait for an appointment	33	35	94.3%	89.1%	89.8%	88.8%

\* This is based on patients treated on this contract for their most recent course of treatment. Figures in italics indicate the base number of FP17s or Patient Questionnaire responses are less than 100. N/A is shown where the base number of responses is less than 10 during the period. % is calculated as Quantity/Base number\*100

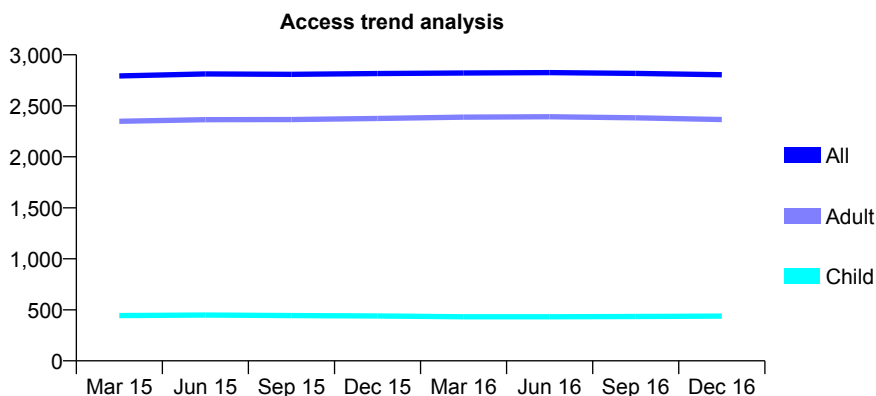
## Q51 - Vital Signs At a Glance Contract Report for 320331/0001 - December 2016

Name or company name	MR PR GIBBONS
Contract type name	GDS Contract
Purpose of contract	General
Contract start date	01/04/2006
Contract end date	

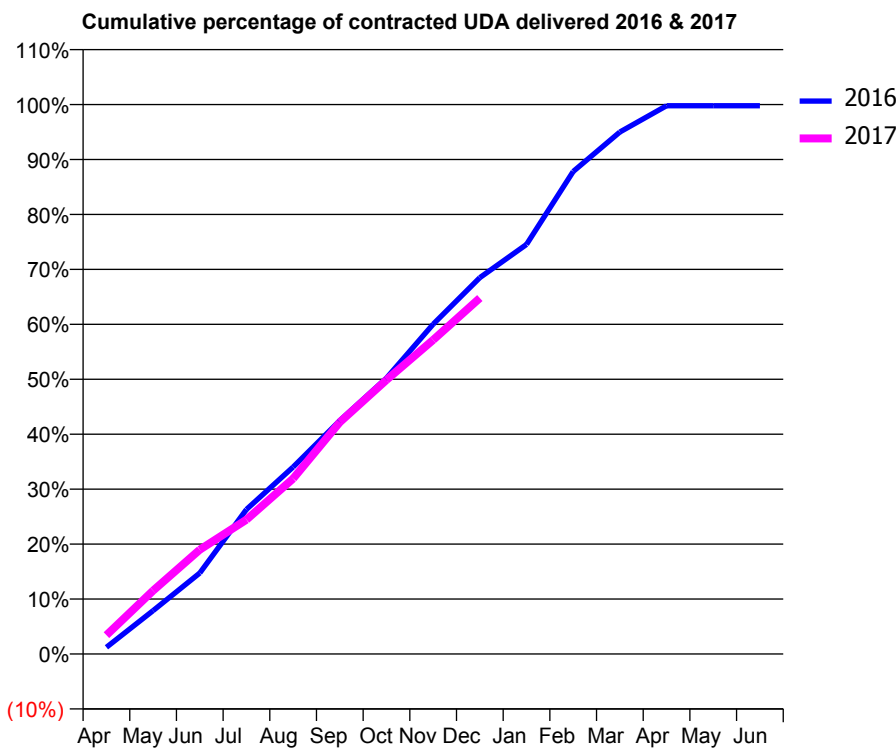
16/17 Contracted general activity (UDA)	9,483
Carry forward general activity (UDA)	22
16/17 Contracted orthodontic activity (UOA)	0
Carry forward orthodontic activity (UOA)	0
Baseline contract value	£262,933.40

### ACCESS\*

Patients seen in 24 months	Total	Change since previous quarter
Quarter ending December 2015	2,816	
Quarter ending March 2016	2,821	→
Quarter ending June 2016	2,825	→
Quarter ending September 2016	2,818	→
Quarter ending December 2016	2,804	→
<b>Variance since December 2015</b>	<b>(0.4%)</b>	<b>→</b>



### ACTIVITY



Month	Adjusted Scheduled Activity (UDA)	
	2016	2017
April	115	326
May	749	1,094
June	1,399	1,802
July	2,495	2,318
August	3,227	3,027
September	4,028	4,000
October	4,763	4,730
November	5,691	5,420
December	6,495	6,143
January	7,068	
February	8,327	
March	9,008	
April	9,460	
May	9,461	
June	9,461	

### QUALITY

	Quantity	Base Number	Contract	AT	Region	England
% of FP17s for the same patient ID Re-attending within 3 months - Children	94	652	14.4%	10.7%	13.4%	12.4%
% of FP17s for the same patient ID Re-attending within 3 months - Adults	482	2,984	16.2%	15.4%	17.3%	16.6%
% of FP17s for the same patient ID Re-attending between 3 & 9 months - Children	434	652	66.6%	58.5%	58.9%	57.5%
% of FP17s for the same patient ID Re-attending between 3 & 9 months - Adults	1,802	2,984	60.4%	52.8%	52.5%	50.4%
% of FP17s for Band 1 Urgent Courses	21	3,403	0.6%	7.6%	9.3%	9.1%
% of FP17s Relating to Free Repair or Replacements	31	3,403	0.9%	1.3%	1.0%	0.8%
% of FP17s Relating to Continuations	170	3,403	5.0%	1.6%	1.5%	1.3%
% of Patients satisfied with the dentistry they have received	4	5	N/A	94.2%	93.1%	92.7%
% of Patients satisfied with the time they had to wait for an appointment	4	5	N/A	89.1%	89.8%	88.8%

\* This is based on patients treated on this contract for their most recent course of treatment. Figures in italics indicate the base number of FP17s or Patient Questionnaire responses are less than 100. N/A is shown where the base number of responses is less than 10 during the period. % is calculated as Quantity/Base number\*100

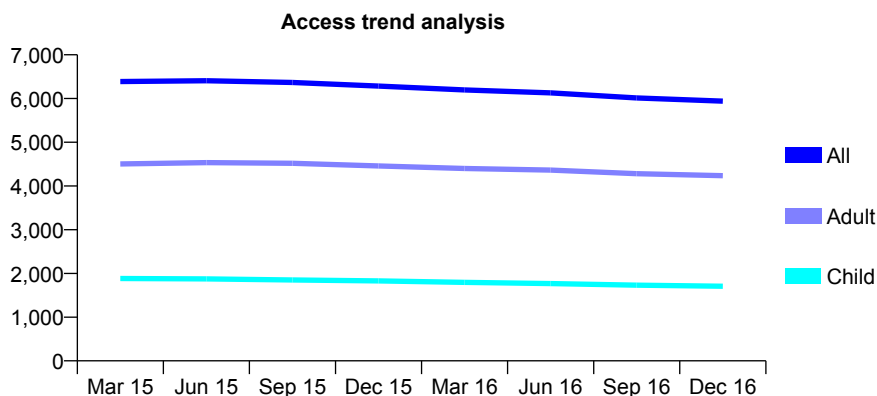
## Q51 - Vital Signs At a Glance Contract Report for 325880/0001 - December 2016

Name or company name	MR RJ ANDERSON
Contract type name	GDS Contract
Purpose of contract	General
Contract start date	01/04/2006
Contract end date	

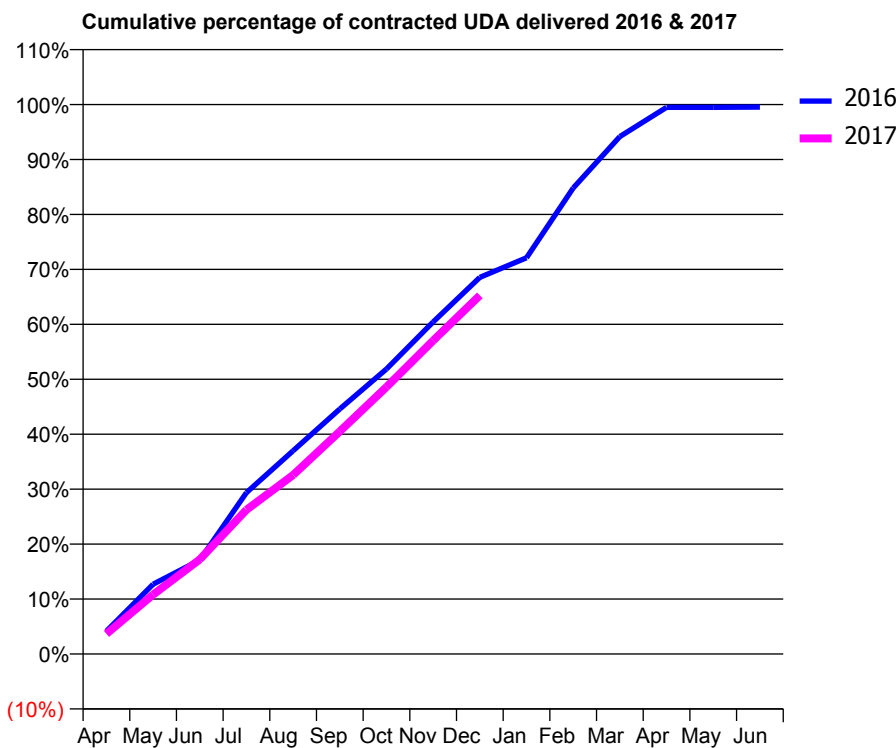
16/17 Contracted general activity (UDA)	16,565
Carry forward general activity (UDA)	78
16/17 Contracted orthodontic activity (UOA)	0
Carry forward orthodontic activity (UOA)	0
Baseline contract value	£427,481.62

### ACCESS\*

Patients seen in 24 months	Total	Change since previous quarter
Quarter ending December 2015	6,285	
Quarter ending March 2016	6,196	↓
Quarter ending June 2016	6,130	↓
Quarter ending September 2016	6,012	↓
Quarter ending December 2016	5,940	↓
<b>Variance since December 2015</b>	<b>(5.5%)</b>	<b>↓</b>



### ACTIVITY



Month	Adjusted Scheduled Activity (UDA)	
	2016	2017
April	689	610
May	2,104	1,790
June	2,831	2,853
July	4,865	4,349
August	6,130	5,395
September	7,385	6,712
October	8,591	8,050
November	10,011	9,448
December	11,354	10,810
January	11,945	
February	14,048	
March	15,598	
April	16,481	
May	16,480	
June	16,487	

### QUALITY

	Quantity	Base Number	Contract	AT	Region	England
% of FP17s for the same patient ID Re-attending within 3 months - Children	163	2,115	7.7%	10.7%	13.4%	12.4%
% of FP17s for the same patient ID Re-attending within 3 months - Adults	636	4,706	13.5%	15.4%	17.3%	16.6%
% of FP17s for the same patient ID Re-attending between 3 & 9 months - Children	1,366	2,115	64.6%	58.5%	58.9%	57.5%
% of FP17s for the same patient ID Re-attending between 3 & 9 months - Adults	2,885	4,706	61.3%	52.8%	52.5%	50.4%
% of FP17s for Band 1 Urgent Courses	486	6,365	7.6%	7.6%	9.3%	9.1%
% of FP17s Relating to Free Repair or Replacements	64	6,365	1.0%	1.3%	1.0%	0.8%
% of FP17s Relating to Continuations	15	6,365	0.2%	1.6%	1.5%	1.3%
% of Patients satisfied with the dentistry they have received	12	12	100.0%	94.2%	93.1%	92.7%
% of Patients satisfied with the time they had to wait for an appointment	11	12	91.7%	89.1%	89.8%	88.8%

\* This is based on patients treated on this contract for their most recent course of treatment. Figures in italics indicate the base number of FP17s or Patient Questionnaire responses are less than 100. N/A is shown where the base number of responses is less than 10 during the period. % is calculated as Quantity/Base number\*100



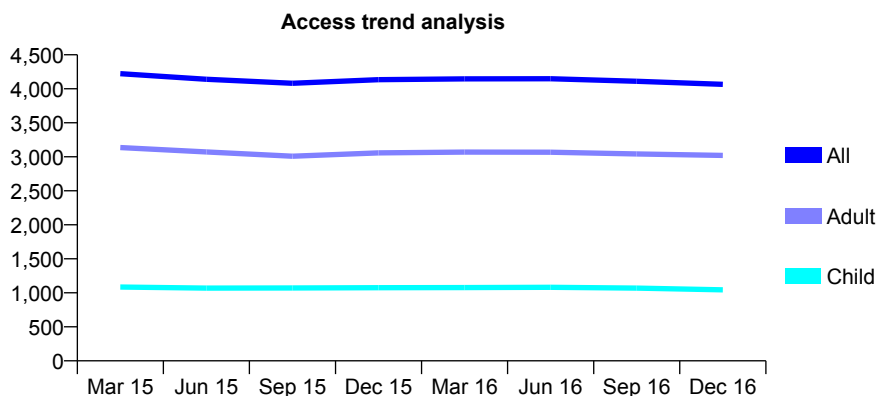
## Q51 - Vital Signs At a Glance Contract Report for 327255/0001 - December 2016

Name or company name	MR PM RUSHWORTH
Contract type name	GDS Contract
Purpose of contract	General
Contract start date	01/04/2006
Contract end date	

16/17 Contracted general activity (UDA)	12,485
Carry forward general activity (UDA)	-244
16/17 Contracted orthodontic activity (UOA)	0
Carry forward orthodontic activity (UOA)	0
Baseline contract value	£395,022.79

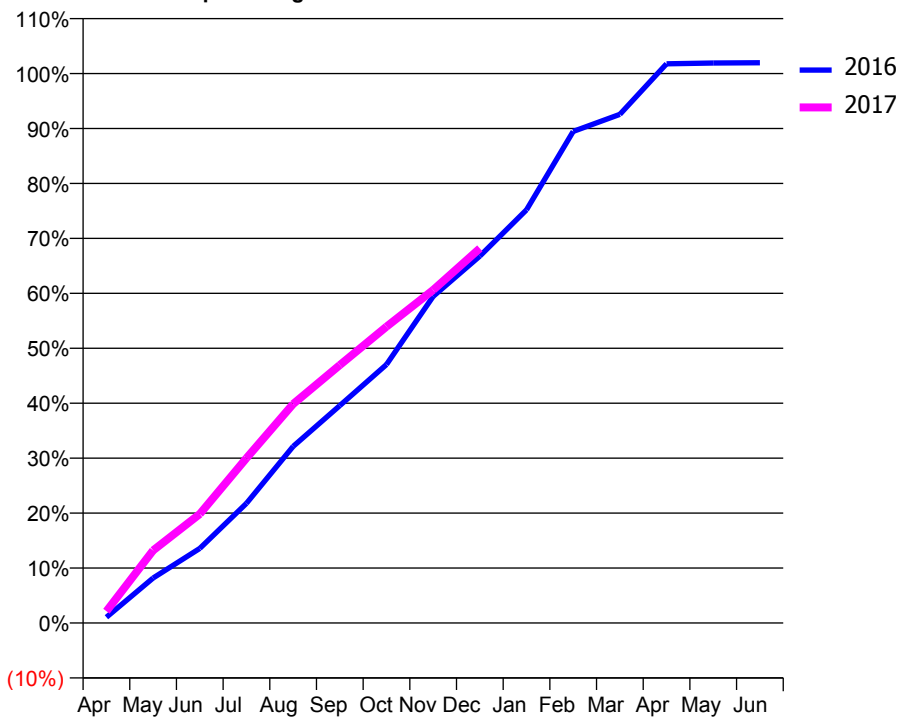
### ACCESS\*

Patients seen in 24 months	Total	Change since previous quarter
Quarter ending December 2015	4,134	
Quarter ending March 2016	4,146	→
Quarter ending June 2016	4,149	→
Quarter ending September 2016	4,111	→
Quarter ending December 2016	4,066	↓
<b>Variance since December 2015</b>	<b>(1.6%)</b>	<b>↓</b>



### ACTIVITY

Cumulative percentage of contracted UDA delivered 2016 & 2017



Month	Adjusted Scheduled Activity (UDA)	
	2016	2017
April	132	268
May	1,023	1,649
June	1,696	2,476
July	2,719	3,746
August	4,013	4,978
September	4,940	5,862
October	5,873	6,733
November	7,422	7,566
December	8,336	8,513
January	9,386	
February	11,169	
March	11,558	
April	12,705	
May	12,723	
June	12,729	

### QUALITY

	Quantity	Base Number	Contract	AT	Region	England
% of FP17s for the same patient ID Re-attending within 3 months - Children	108	1,419	7.6%	10.7%	13.4%	12.4%
% of FP17s for the same patient ID Re-attending within 3 months - Adults	550	3,871	14.2%	15.4%	17.3%	16.6%
% of FP17s for the same patient ID Re-attending between 3 & 9 months - Children	1,051	1,419	74.1%	58.5%	58.9%	57.5%
% of FP17s for the same patient ID Re-attending between 3 & 9 months - Adults	2,574	3,871	66.5%	52.8%	52.5%	50.4%
% of FP17s for Band 1 Urgent Courses	226	4,736	4.8%	7.6%	9.3%	9.1%
% of FP17s Relating to Free Repair or Replacements	86	4,736	1.8%	1.3%	1.0%	0.8%
% of FP17s Relating to Continuations	54	4,736	1.1%	1.6%	1.5%	1.3%
% of Patients satisfied with the dentistry they have received	32	33	97.0%	94.2%	93.1%	92.7%
% of Patients satisfied with the time they had to wait for an appointment	32	33	97.0%	89.1%	89.8%	88.8%

\* This is based on patients treated on this contract for their most recent course of treatment. Figures in italics indicate the base number of FP17s or Patient Questionnaire responses are less than 100. N/A is shown where the base number of responses is less than 10 during the period. % is calculated as Quantity/Base number\*100

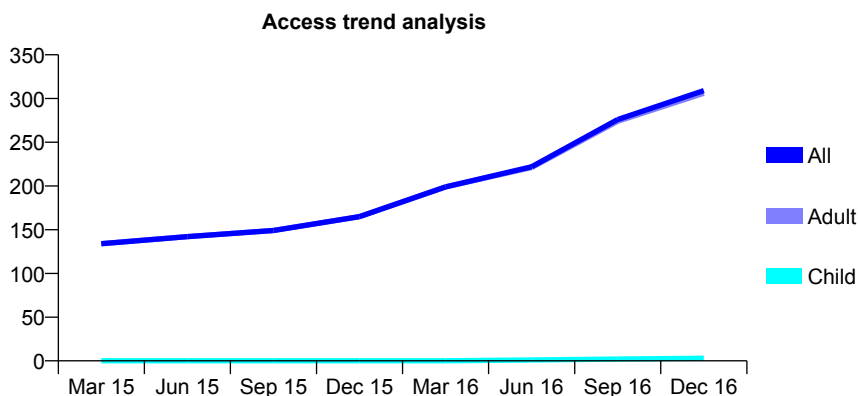
## Q51 - Vital Signs At a Glance Contract Report for 327972/0001 - December 2016

Name or company name	MR AP ROSE
Contract type name	PDS Contract
Purpose of contract	General
Contract start date	01/04/2006
Contract end date	31/03/2018

16/17 Contracted general activity (UDA)	1,140
Carry forward general activity (UDA)	0
16/17 Contracted orthodontic activity (UOA)	0
Carry forward orthodontic activity (UOA)	0
Baseline contract value	£47,513.83

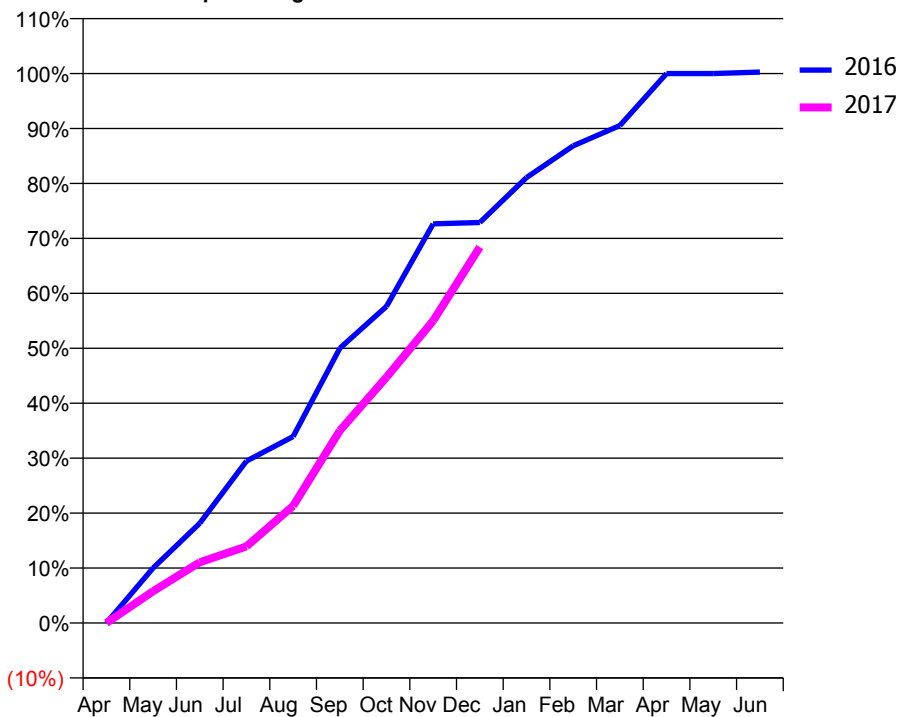
### ACCESS\*

Patients seen in 24 months	Total	Change since previous quarter
Quarter ending December 2015	165	
Quarter ending March 2016	199	↑
Quarter ending June 2016	222	↑
Quarter ending September 2016	276	↑
Quarter ending December 2016	309	↑
<b>Variance since December 2015</b>	<b>87.3%</b>	<b>↑</b>



### ACTIVITY

Cumulative percentage of contracted UDA delivered 2016 & 2017



Month	Adjusted Scheduled Activity (UDA)	
	2016	2017
April	0	0
May	114	66
June	207	126
July	336	159
August	387	243
September	570	399
October	657	510
November	828	627
December	831	780
January	924	
February	990	
March	1,032	
April	1,140	
May	1,140	
June	1,143	

### QUALITY

	Quantity	Base Number	Contract	AT	Region	England
% of FP17s for the same patient ID Re-attending within 3 months - Children	3	6	50.0%	10.7%	13.4%	12.4%
% of FP17s for the same patient ID Re-attending within 3 months - Adults	24	291	8.2%	15.4%	17.3%	16.6%
% of FP17s for the same patient ID Re-attending between 3 & 9 months - Children	0	6	0.0%	58.5%	58.9%	57.5%
% of FP17s for the same patient ID Re-attending between 3 & 9 months - Adults	0	291	0.0%	52.8%	52.5%	50.4%
% of FP17s for Band 1 Urgent Courses	0	260	0.0%	7.6%	9.3%	9.1%
% of FP17s Relating to Free Repair or Replacements	0	260	0.0%	1.3%	1.0%	0.8%
% of FP17s Relating to Continuations	0	260	0.0%	1.6%	1.5%	1.3%
% of Patients satisfied with the dentistry they have received	0	0	N/A	94.2%	93.1%	92.7%
% of Patients satisfied with the time they had to wait for an appointment	0	0	N/A	89.1%	89.8%	88.8%

\* This is based on patients treated on this contract for their most recent course of treatment. Figures in italics indicate the base number of FP17s or Patient Questionnaire responses are less than 100. N/A is shown where the base number of responses is less than 10 during the period. % is calculated as Quantity/Base number\*100

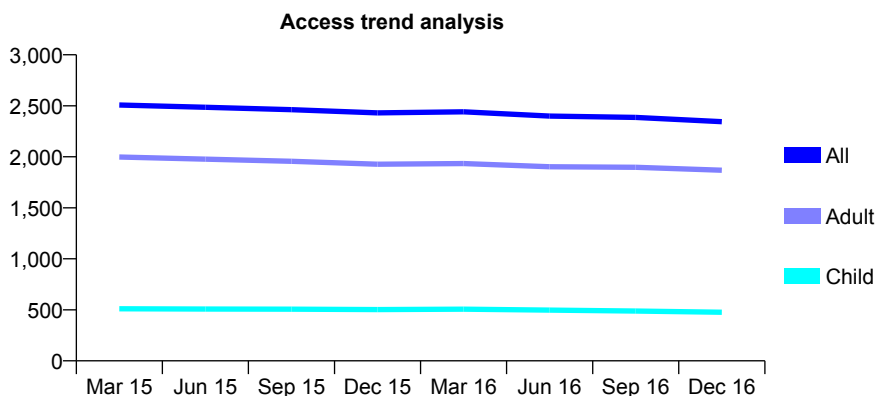
## Q51 - Vital Signs At a Glance Contract Report for 352470/0002 - December 2016

Name or company name	MR H CROSSLEY
Contract type name	GDS Contract
Purpose of contract	General
Contract start date	02/09/2012
Contract end date	

16/17 Contracted general activity (UDA)	7,004
Carry forward general activity (UDA)	0
16/17 Contracted orthodontic activity (UOA)	0
Carry forward orthodontic activity (UOA)	0
Baseline contract value	£194,183.18

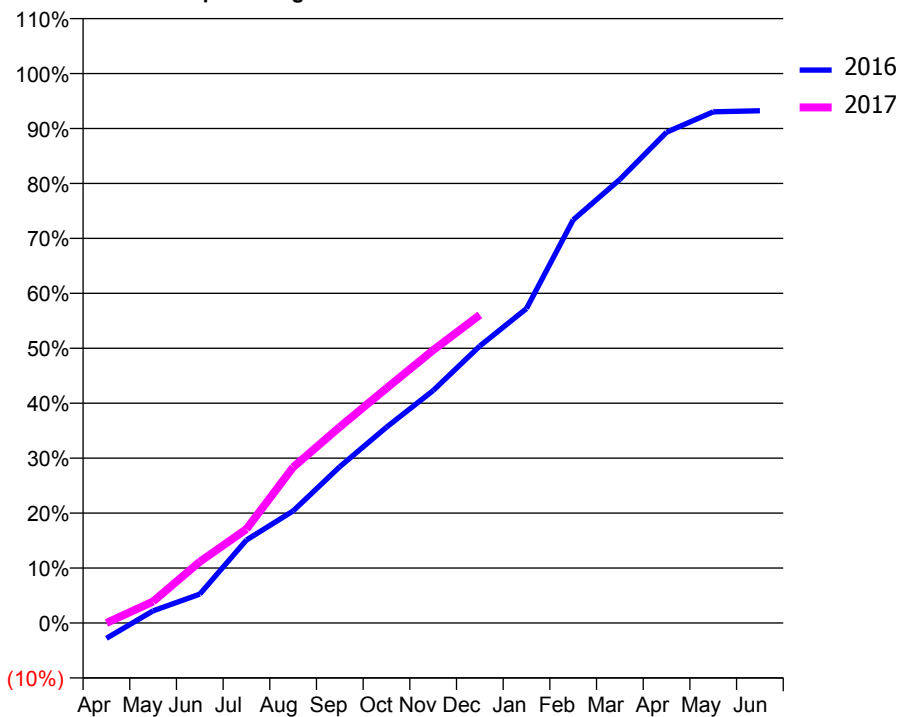
### ACCESS\*

Patients seen in 24 months	Total	Change since previous quarter
Quarter ending December 2015	2,431	
Quarter ending March 2016	2,441	→
Quarter ending June 2016	2,399	↓
Quarter ending September 2016	2,386	→
Quarter ending December 2016	2,344	↓
<b>Variance since December 2015</b>	<b>(3.6%)</b>	<b>↓</b>



### ACTIVITY

Cumulative percentage of contracted UDA delivered 2016 & 2017



Month	Adjusted Scheduled Activity (UDA)	
	2016	2017
April	-196	0
May	156	275
June	368	781
July	1,058	1,198
August	1,428	1,987
September	1,993	2,499
October	2,495	2,993
November	2,963	3,478
December	3,531	3,927
January	4,008	
February	5,139	
March	5,653	
April	6,256	
May	6,516	
June	6,530	

### QUALITY

	Quantity	Base Number	Contract	AT	Region	England
% of FP17s for the same patient ID Re-attending within 3 months - Children	31	505	6.1%	10.7%	13.4%	12.4%
% of FP17s for the same patient ID Re-attending within 3 months - Adults	198	1,523	13.0%	15.4%	17.3%	16.6%
% of FP17s for the same patient ID Re-attending between 3 & 9 months - Children	322	505	63.8%	58.5%	58.9%	57.5%
% of FP17s for the same patient ID Re-attending between 3 & 9 months - Adults	452	1,523	29.7%	52.8%	52.5%	50.4%
% of FP17s for Band 1 Urgent Courses	73	1,692	4.3%	7.6%	9.3%	9.1%
% of FP17s Relating to Free Repair or Replacements	17	1,692	1.0%	1.3%	1.0%	0.8%
% of FP17s Relating to Continuations	45	1,692	2.7%	1.6%	1.5%	1.3%
% of Patients satisfied with the dentistry they have received	5	5	N/A	94.2%	93.1%	92.7%
% of Patients satisfied with the time they had to wait for an appointment	4	5	N/A	89.1%	89.8%	88.8%

\* This is based on patients treated on this contract for their most recent course of treatment. Figures in italics indicate the base number of FP17s or Patient Questionnaire responses are less than 100. N/A is shown where the base number of responses is less than 10 during the period. % is calculated as Quantity/Base number\*100

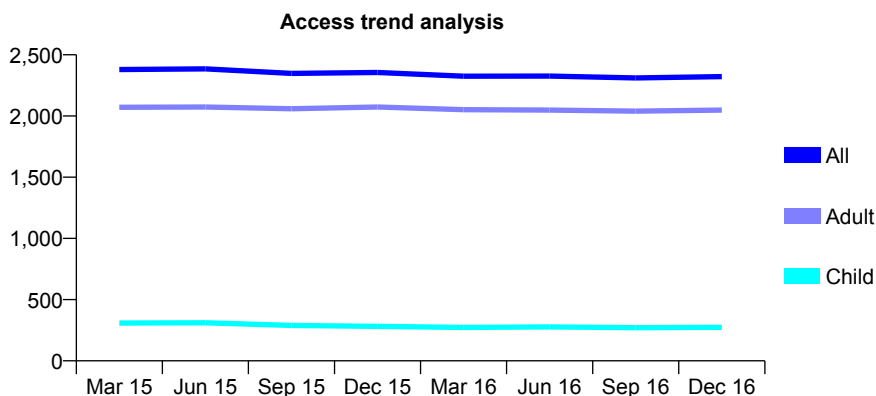
## Q51 - Vital Signs At a Glance Contract Report for 563056/0001 - December 2016

Name or company name	MR MP DEWAR
Contract type name	GDS Contract
Purpose of contract	General
Contract start date	01/04/2006
Contract end date	

16/17 Contracted general activity (UDA)	7,678
Carry forward general activity (UDA)	42
16/17 Contracted orthodontic activity (UOA)	0
Carry forward orthodontic activity (UOA)	0
Baseline contract value	£169,642.88

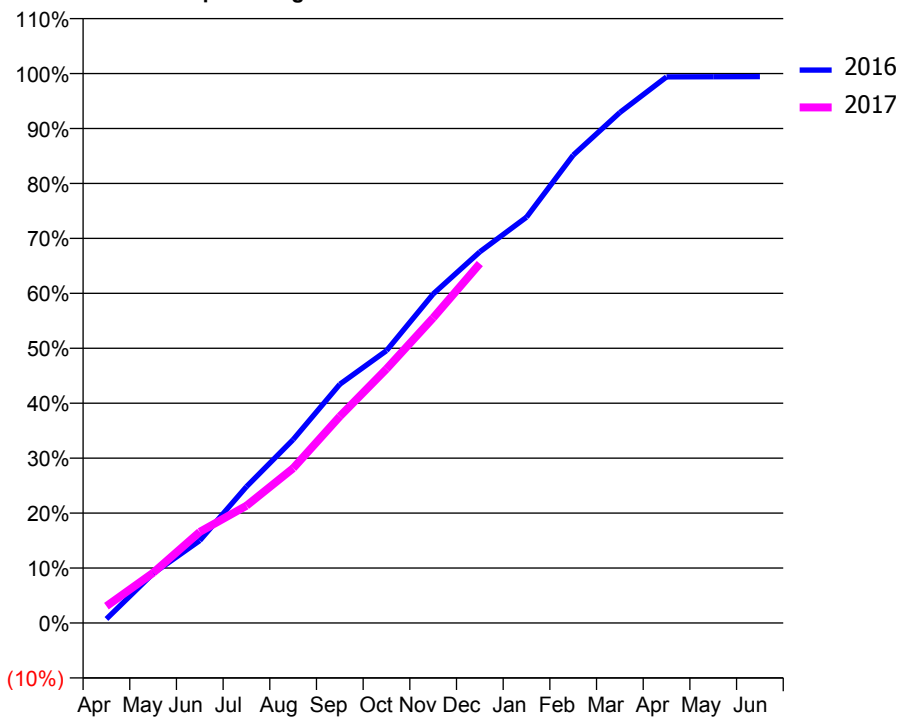
### ACCESS\*

Patients seen in 24 months	Total	Change since previous quarter
Quarter ending December 2015	2,356	
Quarter ending March 2016	2,325	↓
Quarter ending June 2016	2,326	→
Quarter ending September 2016	2,311	→
Quarter ending December 2016	2,322	→
<b>Variance since December 2015</b>	<b>(1.4%)</b>	<b>↓</b>



### ACTIVITY

Cumulative percentage of contracted UDA delivered 2016 & 2017



Adjusted Scheduled Activity (UDA)

Month	2016	2017
April	56	236
May	693	702
June	1,153	1,274
July	1,905	1,639
August	2,564	2,162
September	3,337	2,887
October	3,805	3,550
November	4,598	4,264
December	5,187	5,022
January	5,670	
February	6,538	
March	7,134	
April	7,630	
May	7,632	
June	7,635	

### QUALITY

	Quantity	Base Number	Contract	AT	Region	England
% of FP17s for the same patient ID Re-attending within 3 months - Children	32	355	9.0%	10.7%	13.4%	12.4%
% of FP17s for the same patient ID Re-attending within 3 months - Adults	652	2,551	25.6%	15.4%	17.3%	16.6%
% of FP17s for the same patient ID Re-attending between 3 & 9 months - Children	240	355	67.6%	58.5%	58.9%	57.5%
% of FP17s for the same patient ID Re-attending between 3 & 9 months - Adults	1,245	2,551	48.8%	52.8%	52.5%	50.4%
% of FP17s for Band 1 Urgent Courses	300	2,634	11.4%	7.6%	9.3%	9.1%
% of FP17s Relating to Free Repair or Replacements	30	2,634	1.1%	1.3%	1.0%	0.8%
% of FP17s Relating to Continuations	101	2,634	3.8%	1.6%	1.5%	1.3%
% of Patients satisfied with the dentistry they have received	10	11	90.9%	94.2%	93.1%	92.7%
% of Patients satisfied with the time they had to wait for an appointment	10	11	90.9%	89.1%	89.8%	88.8%

\* This is based on patients treated on this contract for their most recent course of treatment. Figures in italics indicate the base number of FP17s or Patient Questionnaire responses are less than 100. N/A is shown where the base number of responses is less than 10 during the period. % is calculated as Quantity/Base number\*100

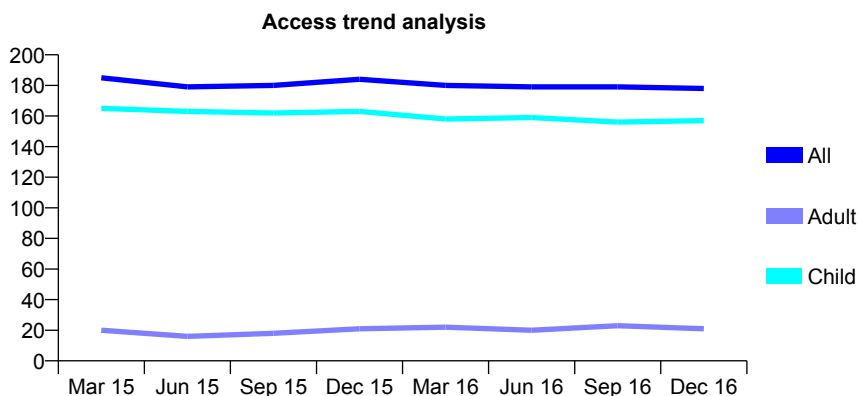
## Q51 - Vital Signs At a Glance Contract Report for 567647/0001 - December 2016

Name or company name	MR S HUSSAIN
Contract type name	GDS Contract
Purpose of contract	General
Contract start date	01/04/2006
Contract end date	

16/17 Contracted general activity (UDA)	400
Carry forward general activity (UDA)	-8
16/17 Contracted orthodontic activity (UOA)	0
Carry forward orthodontic activity (UOA)	0
Baseline contract value	£11,712.29

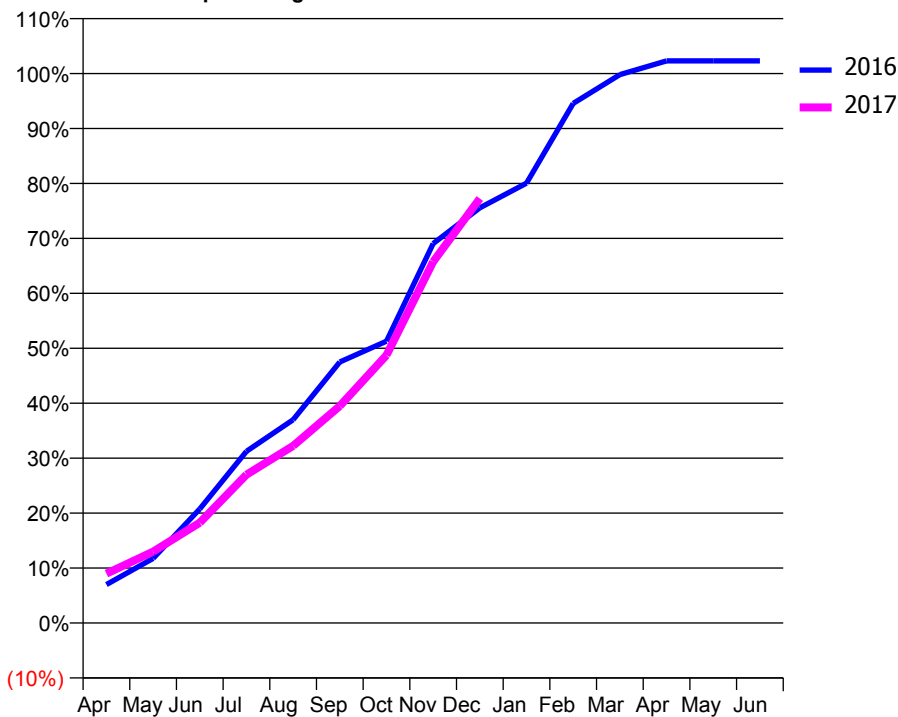
### ACCESS\*

Patients seen in 24 months	Total	Change since previous quarter
Quarter ending December 2015	184	
Quarter ending March 2016	180	↓
Quarter ending June 2016	179	→
Quarter ending September 2016	179	→
Quarter ending December 2016	178	→
<b>Variance since December 2015</b>	<b>(3.3%)</b>	<b>↓</b>



### ACTIVITY

Cumulative percentage of contracted UDA delivered 2016 & 2017



Month	Adjusted Scheduled Activity (UDA)	
	2016	2017
April	28	36
May	47	52
June	83	73
July	125	108
August	148	129
September	190	158
October	205	195
November	276	263
December	302	309
January	320	
February	378	
March	399	
April	409	
May	409	
June	409	

### QUALITY

	Quantity	Base Number	Contract	AT	Region	England
% of FP17s for the same patient ID Re-attending within 3 months - Children	5	180	2.8%	10.7%	13.4%	12.4%
% of FP17s for the same patient ID Re-attending within 3 months - Adults	0	0	N/A	15.4%	17.3%	16.6%
% of FP17s for the same patient ID Re-attending between 3 & 9 months - Children	128	180	71.1%	58.5%	58.9%	57.5%
% of FP17s for the same patient ID Re-attending between 3 & 9 months - Adults	0	0	N/A	52.8%	52.5%	50.4%
% of FP17s for Band 1 Urgent Courses	0	172	0.0%	7.6%	9.3%	9.1%
% of FP17s Relating to Free Repair or Replacements	0	172	0.0%	1.3%	1.0%	0.8%
% of FP17s Relating to Continuations	0	172	0.0%	1.6%	1.5%	1.3%
% of Patients satisfied with the dentistry they have received	1	1	N/A	94.2%	93.1%	92.7%
% of Patients satisfied with the time they had to wait for an appointment	1	1	N/A	89.1%	89.8%	88.8%

\* This is based on patients treated on this contract for their most recent course of treatment. Figures in italics indicate the base number of FP17s or Patient Questionnaire responses are less than 100. N/A is shown where the base number of responses is less than 10 during the period. % is calculated as Quantity/Base number\*100

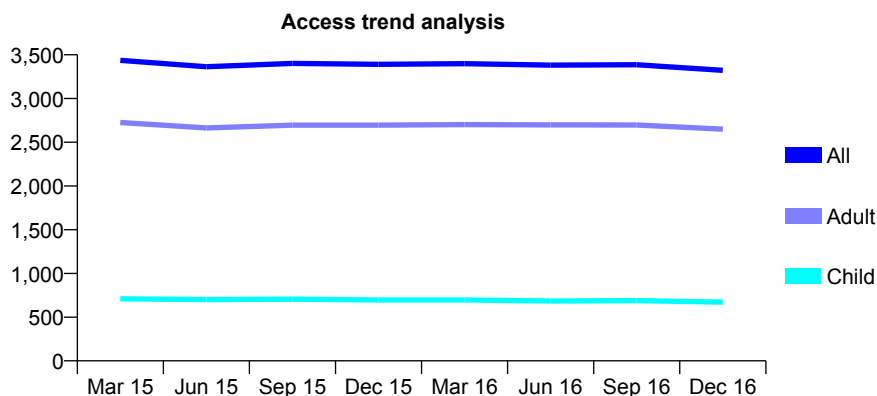
## Q51 - Vital Signs At a Glance Contract Report for 568465/0001 - December 2016

Name or company name	MR MB PERCIVAL
Contract type name	GDS Contract
Purpose of contract	General
Contract start date	01/04/2006
Contract end date	

16/17 Contracted general activity (UDA)	9,722
Carry forward general activity (UDA)	0
16/17 Contracted orthodontic activity (UOA)	0
Carry forward orthodontic activity (UOA)	0
Baseline contract value	£291,875.60

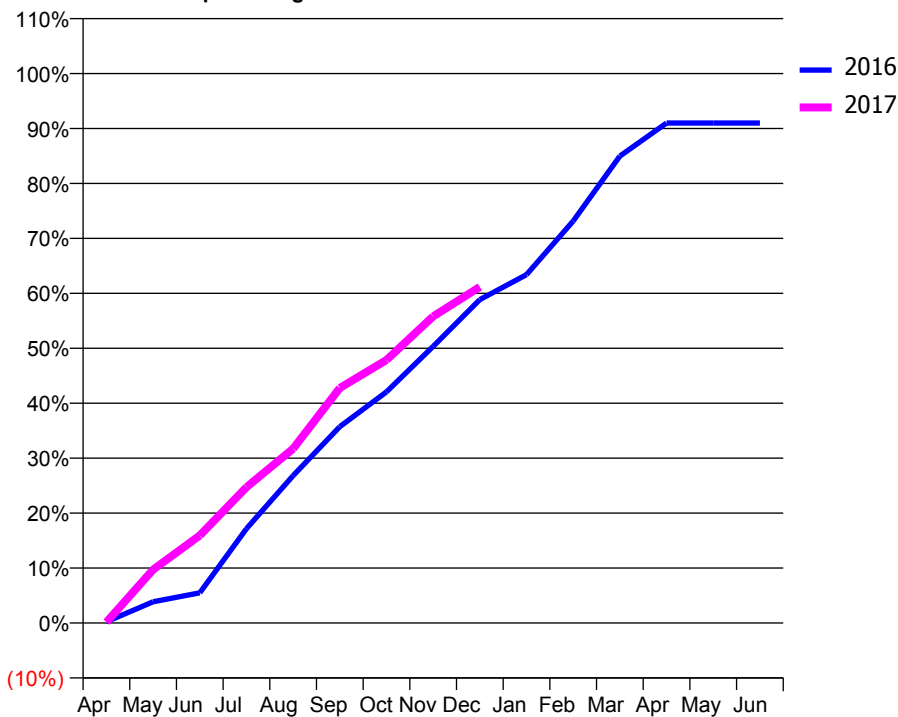
### ACCESS\*

Patients seen in 24 months	Total	Change since previous quarter
Quarter ending December 2015	3,391	
Quarter ending March 2016	3,398	→
Quarter ending June 2016	3,382	→
Quarter ending September 2016	3,386	→
Quarter ending December 2016	3,322	↓
<b>Variance since December 2015</b>	<b>(2.0%)</b>	<b>↓</b>



### ACTIVITY

Cumulative percentage of contracted UDA delivered 2016 & 2017



Month	Adjusted Scheduled Activity (UDA)	
	2016	2017
April	21	15
May	376	946
June	535	1,549
July	1,670	2,404
August	2,608	3,085
September	3,473	4,158
October	4,089	4,654
November	4,894	5,426
December	5,723	5,947
January	6,164	
February	7,113	
March	8,260	
April	8,847	
May	8,847	
June	8,847	

### QUALITY

	Quantity	Base Number	Contract	AT	Region	England
% of FP17s for the same patient ID Re-attending within 3 months - Children	47	670	7.0%	10.7%	13.4%	12.4%
% of FP17s for the same patient ID Re-attending within 3 months - Adults	405	2,818	14.4%	15.4%	17.3%	16.6%
% of FP17s for the same patient ID Re-attending between 3 & 9 months - Children	337	670	50.3%	58.5%	58.9%	57.5%
% of FP17s for the same patient ID Re-attending between 3 & 9 months - Adults	1,579	2,818	56.0%	52.8%	52.5%	50.4%
% of FP17s for Band 1 Urgent Courses	210	3,204	6.6%	7.6%	9.3%	9.1%
% of FP17s Relating to Free Repair or Replacements	15	3,204	0.5%	1.3%	1.0%	0.8%
% of FP17s Relating to Continuations	70	3,204	2.2%	1.6%	1.5%	1.3%
% of Patients satisfied with the dentistry they have received	21	23	91.3%	94.2%	93.1%	92.7%
% of Patients satisfied with the time they had to wait for an appointment	21	23	91.3%	89.1%	89.8%	88.8%

\* This is based on patients treated on this contract for their most recent course of treatment. Figures in italics indicate the base number of FP17s or Patient Questionnaire responses are less than 100. N/A is shown where the base number of responses is less than 10 during the period. % is calculated as Quantity/Base number\*100

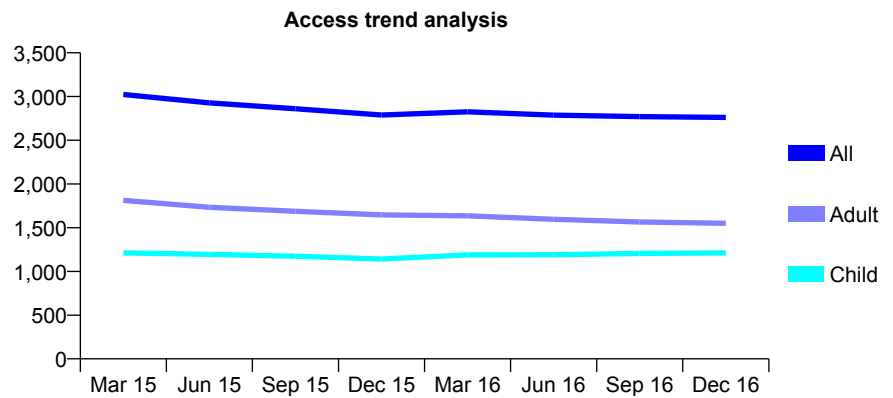
## Q51 - Vital Signs At a Glance Contract Report for 572950/0001 - December 2016

Name or company name	MR R JOSEPH
Contract type name	GDS Contract
Purpose of contract	General
Contract start date	01/04/2006
Contract end date	

16/17 Contracted general activity (UDA)	9,012
Carry forward general activity (UDA)	278
16/17 Contracted orthodontic activity (UOA)	0
Carry forward orthodontic activity (UOA)	0
Baseline contract value	£280,785.77

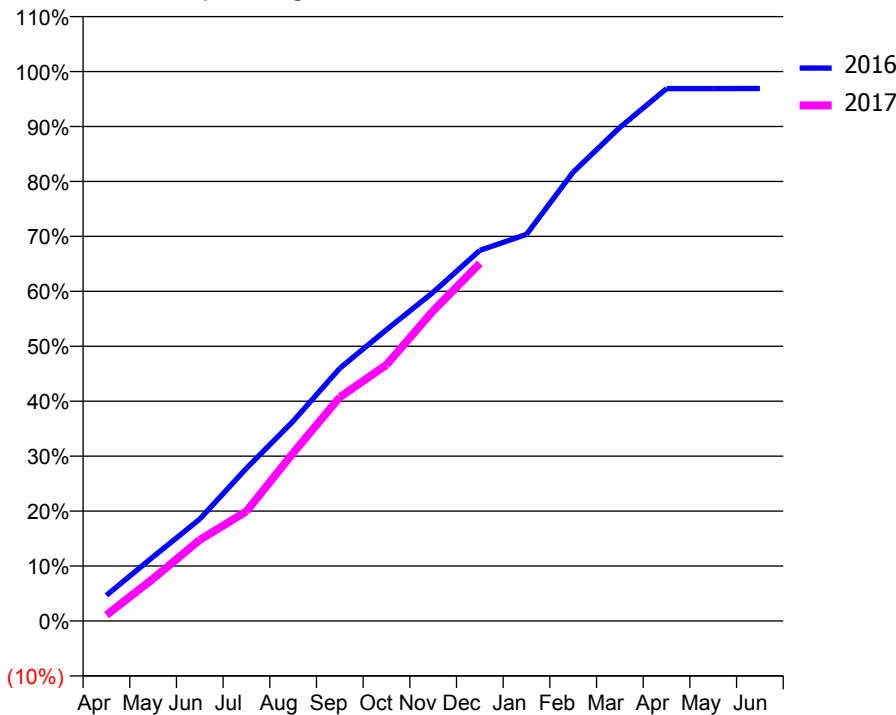
### ACCESS\*

Patients seen in 24 months	Total	Change since previous quarter
Quarter ending December 2015	2,788	
Quarter ending March 2016	2,825	→
Quarter ending June 2016	2,787	↓
Quarter ending September 2016	2,770	→
Quarter ending December 2016	2,761	→
<b>Variance since December 2015</b>	<b>(1.0%)</b>	<b>→</b>



### ACTIVITY

Cumulative percentage of contracted UDA delivered 2016 & 2017



Month	Adjusted Scheduled Activity (UDA)	
	2016	2017
April	422	97
May	1,053	695
June	1,673	1,331
July	2,505	1,798
August	3,276	2,756
September	4,145	3,671
October	4,777	4,202
November	5,391	5,087
December	6,079	5,864
January	6,340	
February	7,363	
March	8,094	
April	8,730	
May	8,732	
June	8,733	

### QUALITY

	Quantity	Base Number	Contract	AT	Region	England
% of FP17s for the same patient ID Re-attending within 3 months - Children	130	1,222	10.6%	10.7%	13.4%	12.4%
% of FP17s for the same patient ID Re-attending within 3 months - Adults	304	1,698	17.9%	15.4%	17.3%	16.6%
% of FP17s for the same patient ID Re-attending between 3 & 9 months - Children	551	1,222	45.1%	58.5%	58.9%	57.5%
% of FP17s for the same patient ID Re-attending between 3 & 9 months - Adults	851	1,698	50.1%	52.8%	52.5%	50.4%
% of FP17s for Band 1 Urgent Courses	159	2,684	5.9%	7.6%	9.3%	9.1%
% of FP17s Relating to Free Repair or Replacements	51	2,684	1.9%	1.3%	1.0%	0.8%
% of FP17s Relating to Continuations	55	2,684	2.0%	1.6%	1.5%	1.3%
% of Patients satisfied with the dentistry they have received	3	3	N/A	94.2%	93.1%	92.7%
% of Patients satisfied with the time they had to wait for an appointment	3	3	N/A	89.1%	89.8%	88.8%

\* This is based on patients treated on this contract for their most recent course of treatment. Figures in italics indicate the base number of FP17s or Patient Questionnaire responses are less than 100. N/A is shown where the base number of responses is less than 10 during the period. % is calculated as Quantity/Base number\*100



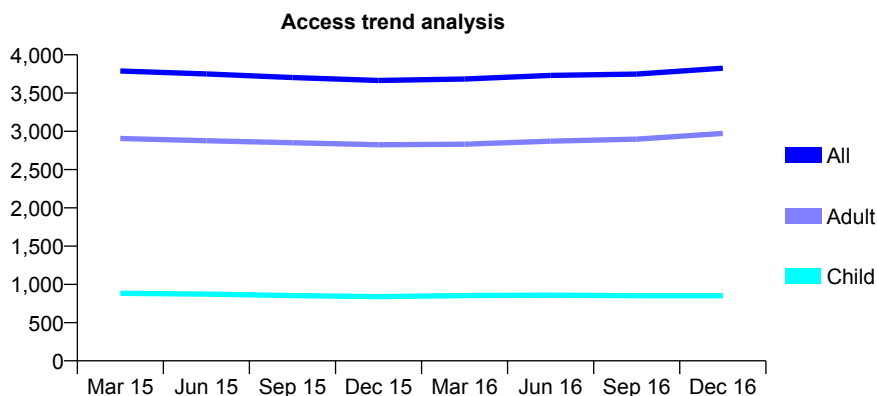
## Q51 - Vital Signs At a Glance Contract Report for 572950/0002 - December 2016

Name or company name	MR R JOSEPH
Contract type name	GDS Contract
Purpose of contract	General
Contract start date	01/04/2006
Contract end date	

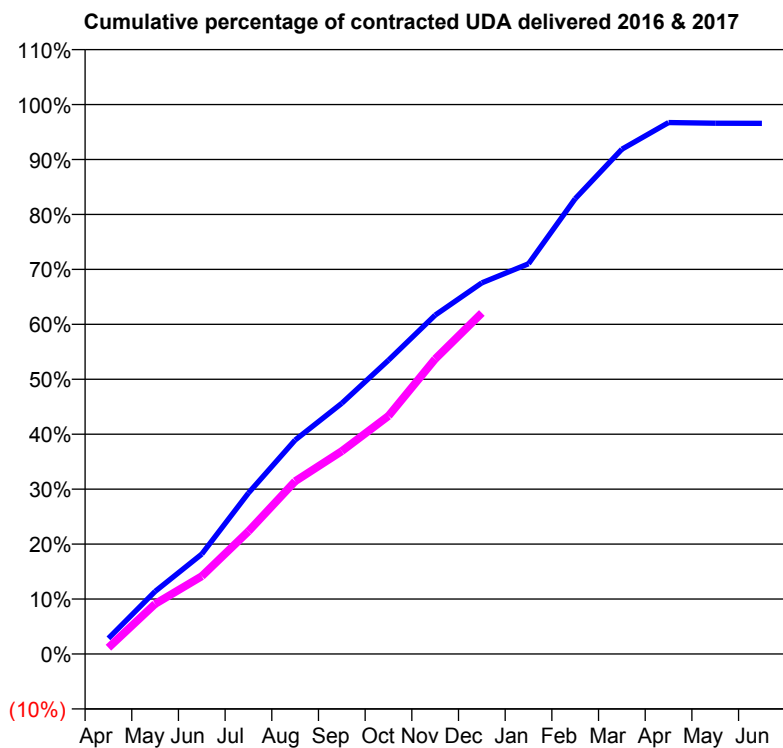
16/17 Contracted general activity (UDA)	12,000
Carry forward general activity (UDA)	412
16/17 Contracted orthodontic activity (UOA)	0
Carry forward orthodontic activity (UOA)	0
Baseline contract value	£393,775.08

### ACCESS\*

Patients seen in 24 months	Total	Change since previous quarter
Quarter ending December 2015	3,664	
Quarter ending March 2016	3,684	→
Quarter ending June 2016	3,730	→
Quarter ending September 2016	3,749	→
Quarter ending December 2016	3,824	↑
<b>Variance since December 2015</b>	<b>4.4%</b>	<b>↑</b>



### ACTIVITY



Month	Adjusted Scheduled Activity (UDA)	
	2016	2017
April	343	137
May	1,368	1,093
June	2,184	1,700
July	3,516	2,680
August	4,671	3,771
September	5,475	4,430
October	6,416	5,200
November	7,400	6,442
December	8,105	7,447
January	8,523	
February	9,944	
March	11,024	
April	11,606	
May	11,592	
June	11,588	

### QUALITY

	Quantity	Base Number	Contract	AT	Region	England
% of FP17s for the same patient ID Re-attending within 3 months - Children	85	1,027	8.3%	10.7%	13.4%	12.4%
% of FP17s for the same patient ID Re-attending within 3 months - Adults	412	3,379	12.2%	15.4%	17.3%	16.6%
% of FP17s for the same patient ID Re-attending between 3 & 9 months - Children	576	1,027	56.1%	58.5%	58.9%	57.5%
% of FP17s for the same patient ID Re-attending between 3 & 9 months - Adults	1,849	3,379	54.7%	52.8%	52.5%	50.4%
% of FP17s for Band 1 Urgent Courses	321	4,085	7.9%	7.6%	9.3%	9.1%
% of FP17s Relating to Free Repair or Replacements	117	4,085	2.9%	1.3%	1.0%	0.8%
% of FP17s Relating to Continuations	52	4,085	1.3%	1.6%	1.5%	1.3%
% of Patients satisfied with the dentistry they have received	8	8	N/A	94.2%	93.1%	92.7%
% of Patients satisfied with the time they had to wait for an appointment	8	8	N/A	89.1%	89.8%	88.8%

\* This is based on patients treated on this contract for their most recent course of treatment. Figures in italics indicate the base number of FP17s or Patient Questionnaire responses are less than 100. N/A is shown where the base number of responses is less than 10 during the period. % is calculated as Quantity/Base number\*100

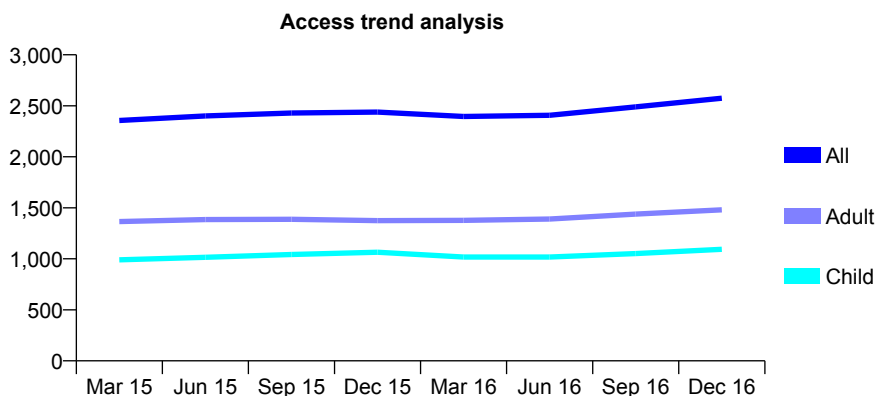
## Q51 - Vital Signs At a Glance Contract Report for 572950/0004 - December 2016

Name or company name	MR R JOSEPH
Contract type name	GDS Contract
Purpose of contract	General
Contract start date	01/04/2006
Contract end date	

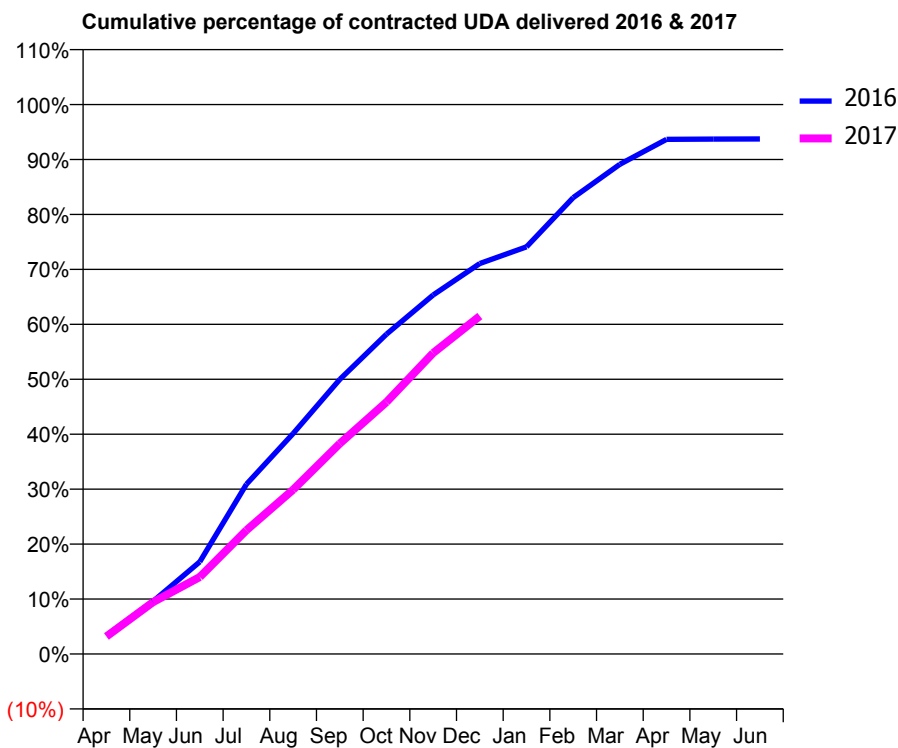
16/17 Contracted general activity (UDA)	9,500
Carry forward general activity (UDA)	0
16/17 Contracted orthodontic activity (UOA)	0
Carry forward orthodontic activity (UOA)	0
Baseline contract value	£328,705.41

### ACCESS\*

Patients seen in 24 months	Total	Change since previous quarter
Quarter ending December 2015	2,439	
Quarter ending March 2016	2,395	↓
Quarter ending June 2016	2,407	→
Quarter ending September 2016	2,489	↑
Quarter ending December 2016	2,575	↑
<b>Variance since December 2015</b>	<b>5.6%</b>	<b>↑</b>



### ACTIVITY



Month	Adjusted Scheduled Activity (UDA)	
	2016	2017
April	322	303
May	912	897
June	1,594	1,332
July	2,935	2,140
August	3,811	2,841
September	4,749	3,638
October	5,530	4,356
November	6,207	5,203
December	6,752	5,842
January	7,040	
February	7,890	
March	8,466	
April	8,898	
May	8,903	
June	8,906	

### QUALITY

	Quantity	Base Number	Contract	AT	Region	England
% of FP17s for the same patient ID Re-attending within 3 months - Children	106	1,231	8.6%	10.7%	13.4%	12.4%
% of FP17s for the same patient ID Re-attending within 3 months - Adults	263	1,589	16.6%	15.4%	17.3%	16.6%
% of FP17s for the same patient ID Re-attending between 3 & 9 months - Children	607	1,231	49.3%	58.5%	58.9%	57.5%
% of FP17s for the same patient ID Re-attending between 3 & 9 months - Adults	655	1,589	41.2%	52.8%	52.5%	50.4%
% of FP17s for Band 1 Urgent Courses	485	2,637	18.4%	7.6%	9.3%	9.1%
% of FP17s Relating to Free Repair or Replacements	54	2,637	2.0%	1.3%	1.0%	0.8%
% of FP17s Relating to Continuations	24	2,637	0.9%	1.6%	1.5%	1.3%
% of Patients satisfied with the dentistry they have received	1	1	N/A	94.2%	93.1%	92.7%
% of Patients satisfied with the time they had to wait for an appointment	1	1	N/A	89.1%	89.8%	88.8%

\* This is based on patients treated on this contract for their most recent course of treatment. Figures in italics indicate the base number of FP17s or Patient Questionnaire responses are less than 100. N/A is shown where the base number of responses is less than 10 during the period. % is calculated as Quantity/Base number\*100

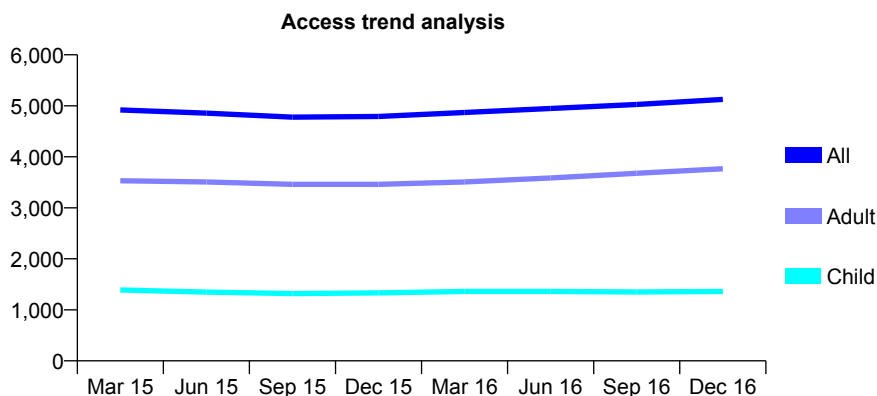
## Q51 - Vital Signs At a Glance Contract Report for 572950/0005 - December 2016

Name or company name	MR R JOSEPH
Contract type name	GDS Contract
Purpose of contract	General
Contract start date	01/04/2007
Contract end date	

16/17 Contracted general activity (UDA)	17,802
Carry forward general activity (UDA)	638
16/17 Contracted orthodontic activity (UOA)	0
Carry forward orthodontic activity (UOA)	0
Baseline contract value	£499,131.19

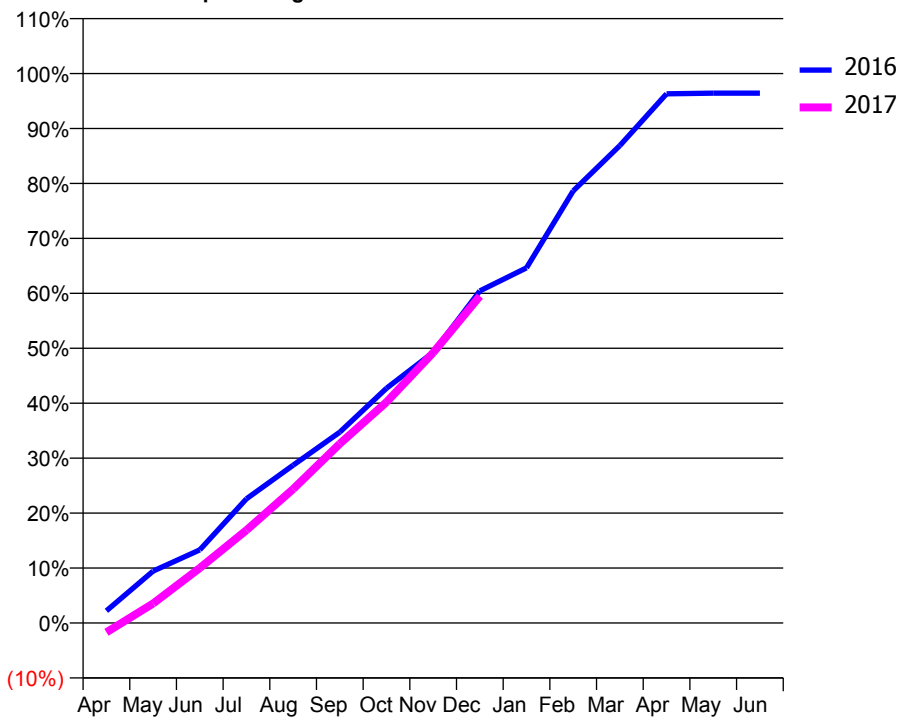
### ACCESS\*

Patients seen in 24 months	Total	Change since previous quarter
Quarter ending December 2015	4,792	
Quarter ending March 2016	4,868	→
Quarter ending June 2016	4,947	→
Quarter ending September 2016	5,027	→
Quarter ending December 2016	5,126	→
<b>Variance since December 2015</b>	<b>7.0%</b>	<b>↑</b>



### ACTIVITY

Cumulative percentage of contracted UDA delivered 2016 & 2017



Month	Adjusted Scheduled Activity (UDA)	
	2016	2017
April	395	-303
May	1,682	633
June	2,371	1,781
July	4,026	3,007
August	5,114	4,341
September	6,185	5,806
October	7,606	7,157
November	8,768	8,760
December	10,759	10,592
January	11,504	
February	14,000	
March	15,468	
April	17,144	
May	17,163	
June	17,164	

### QUALITY

	Quantity	Base Number	Contract	AT	Region	England
% of FP17s for the same patient ID Re-attending within 3 months - Children	162	1,655	9.8%	10.7%	13.4%	12.4%
% of FP17s for the same patient ID Re-attending within 3 months - Adults	653	4,371	14.9%	15.4%	17.3%	16.6%
% of FP17s for the same patient ID Re-attending between 3 & 9 months - Children	961	1,655	58.1%	58.5%	58.9%	57.5%
% of FP17s for the same patient ID Re-attending between 3 & 9 months - Adults	2,524	4,371	57.7%	52.8%	52.5%	50.4%
% of FP17s for Band 1 Urgent Courses	471	5,126	9.2%	7.6%	9.3%	9.1%
% of FP17s Relating to Free Repair or Replacements	76	5,126	1.5%	1.3%	1.0%	0.8%
% of FP17s Relating to Continuations	25	5,126	0.5%	1.6%	1.5%	1.3%
% of Patients satisfied with the dentistry they have received	11	12	91.7%	94.2%	93.1%	92.7%
% of Patients satisfied with the time they had to wait for an appointment	9	12	75.0%	89.1%	89.8%	88.8%

\* This is based on patients treated on this contract for their most recent course of treatment. Figures in italics indicate the base number of FP17s or Patient Questionnaire responses are less than 100. N/A is shown where the base number of responses is less than 10 during the period. % is calculated as Quantity/Base number\*100

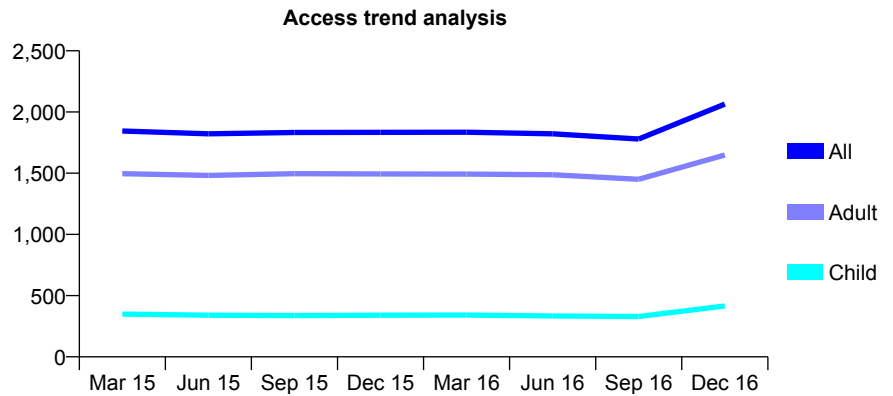
## Q51 - Vital Signs At a Glance Contract Report for 620637/0001 - December 2016

Name or company name	MR H McWilliam
Contract type name	GDS Contract
Purpose of contract	General
Contract start date	01/04/2006
Contract end date	

16/17 Contracted general activity (UDA)	5,337
Carry forward general activity (UDA)	-29
16/17 Contracted orthodontic activity (UOA)	0
Carry forward orthodontic activity (UOA)	0
Baseline contract value	£151,026.06

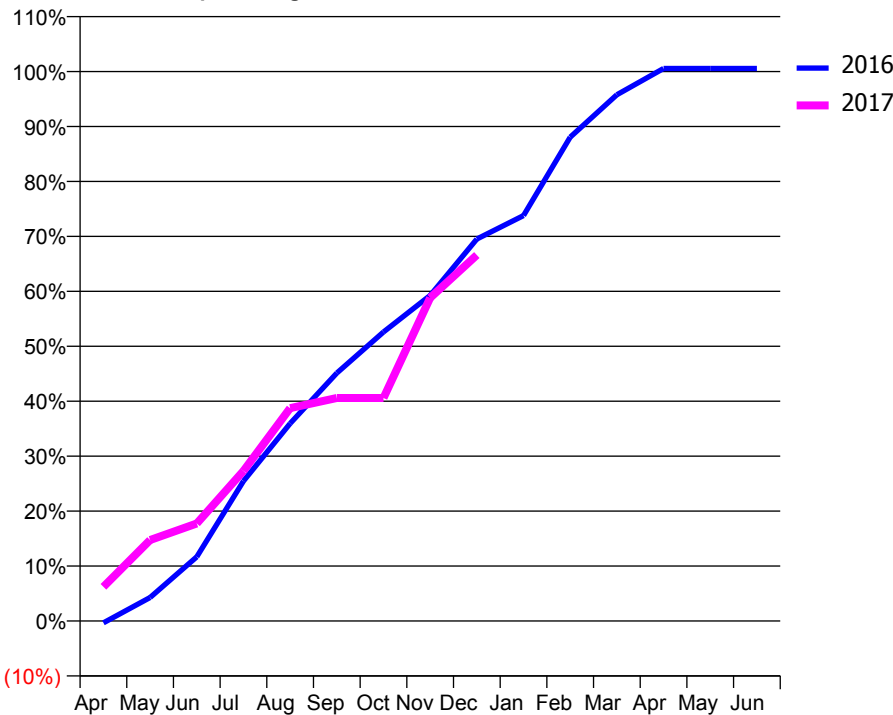
### ACCESS\*

Patients seen in 24 months	Total	Change since previous quarter
Quarter ending December 2015	1,834	
Quarter ending March 2016	1,835	→
Quarter ending June 2016	1,822	→
Quarter ending September 2016	1,779	↓
Quarter ending December 2016	2,065	↑
<b>Variance since December 2015</b>	<b>12.6%</b>	<b>↑</b>



### ACTIVITY

Cumulative percentage of contracted UDA delivered 2016 & 2017



Month	Adjusted Scheduled Activity (UDA)	
	2016	2017
April	-19	332
May	228	787
June	624	947
July	1,359	1,458
August	1,919	2,068
September	2,408	2,167
October	2,807	2,167
November	3,163	3,139
December	3,710	3,555
January	3,938	
February	4,699	
March	5,111	
April	5,366	
May	5,366	
June	5,366	

### QUALITY

	Quantity	Base Number	Contract	AT	Region	England
% of FP17s for the same patient ID Re-attending within 3 months - Children	18	418	4.3%	10.7%	13.4%	12.4%
% of FP17s for the same patient ID Re-attending within 3 months - Adults	156	1,462	10.7%	15.4%	17.3%	16.6%
% of FP17s for the same patient ID Re-attending between 3 & 9 months - Children	242	418	57.9%	58.5%	58.9%	57.5%
% of FP17s for the same patient ID Re-attending between 3 & 9 months - Adults	567	1,462	38.8%	52.8%	52.5%	50.4%
% of FP17s for Band 1 Urgent Courses	69	1,776	3.9%	7.6%	9.3%	9.1%
% of FP17s Relating to Free Repair or Replacements	7	1,776	0.4%	1.3%	1.0%	0.8%
% of FP17s Relating to Continuations	23	1,776	1.3%	1.6%	1.5%	1.3%
% of Patients satisfied with the dentistry they have received	3	3	N/A	94.2%	93.1%	92.7%
% of Patients satisfied with the time they had to wait for an appointment	3	3	N/A	89.1%	89.8%	88.8%

\* This is based on patients treated on this contract for their most recent course of treatment. Figures in italics indicate the base number of FP17s or Patient Questionnaire responses are less than 100. N/A is shown where the base number of responses is less than 10 during the period. % is calculated as Quantity/Base number\*100

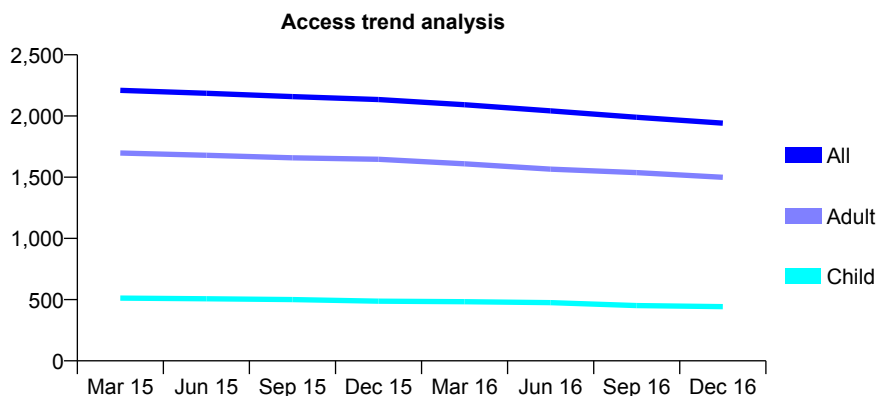
## Q51 - Vital Signs At a Glance Contract Report for 638714/0001 - December 2016

Name or company name	MR JA STOREY
Contract type name	GDS Contract
Purpose of contract	General
Contract start date	01/04/2006
Contract end date	

16/17 Contracted general activity (UDA)	7,500
Carry forward general activity (UDA)	0
16/17 Contracted orthodontic activity (UOA)	0
Carry forward orthodontic activity (UOA)	0
Baseline contract value	£212,250.00

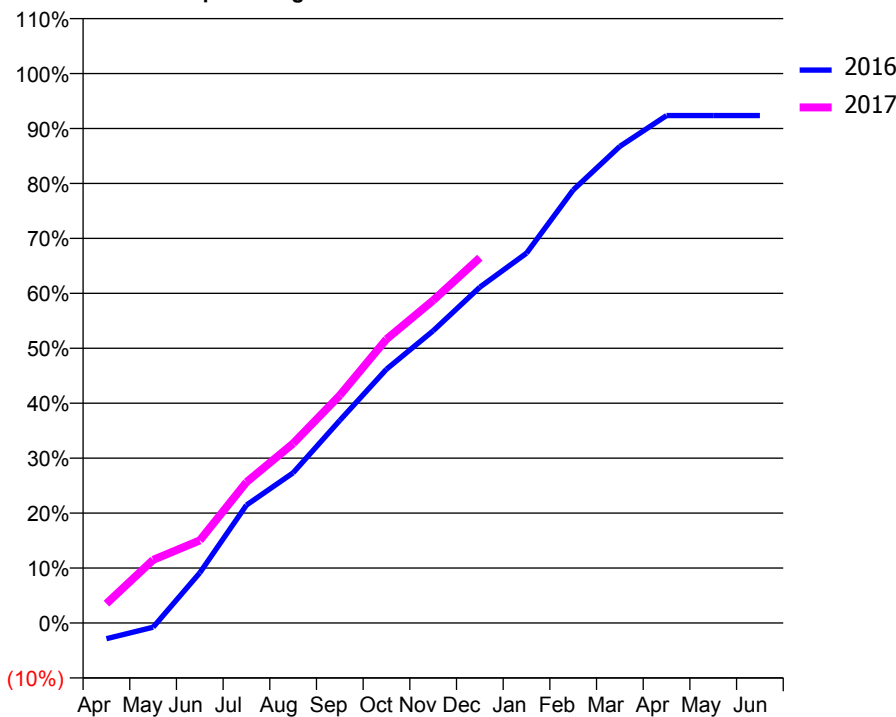
### ACCESS\*

Patients seen in 24 months	Total	Change since previous quarter
Quarter ending December 2015	2,134	
Quarter ending March 2016	2,092	↓
Quarter ending June 2016	2,042	↓
Quarter ending September 2016	1,990	↓
Quarter ending December 2016	1,942	↓
<b>Variance since December 2015</b>	<b>(9.0%)</b>	<b>↓</b>



### ACTIVITY

Cumulative percentage of contracted UDA delivered 2016 & 2017



Month	Adjusted Scheduled Activity (UDA)	
	2016	2017
April	-223	264
May	-61	861
June	708	1,127
July	1,663	1,923
August	2,118	2,450
September	2,858	3,108
October	3,580	3,874
November	4,121	4,404
December	4,736	4,985
January	5,216	
February	6,107	
March	6,723	
April	7,157	
May	7,157	
June	7,157	

### QUALITY

	Quantity	Base Number	Contract	AT	Region	England
% of FP17s for the same patient ID Re-attending within 3 months - Children	30	623	4.8%	10.7%	13.4%	12.4%
% of FP17s for the same patient ID Re-attending within 3 months - Adults	296	1,942	15.2%	15.4%	17.3%	16.6%
% of FP17s for the same patient ID Re-attending between 3 & 9 months - Children	486	623	78.0%	58.5%	58.9%	57.5%
% of FP17s for the same patient ID Re-attending between 3 & 9 months - Adults	1,277	1,942	65.8%	52.8%	52.5%	50.4%
% of FP17s for Band 1 Urgent Courses	127	2,375	5.3%	7.6%	9.3%	9.1%
% of FP17s Relating to Free Repair or Replacements	29	2,375	1.2%	1.3%	1.0%	0.8%
% of FP17s Relating to Continuations	72	2,375	3.0%	1.6%	1.5%	1.3%
% of Patients satisfied with the dentistry they have received	2	2	N/A	94.2%	93.1%	92.7%
% of Patients satisfied with the time they had to wait for an appointment	2	2	N/A	89.1%	89.8%	88.8%

\* This is based on patients treated on this contract for their most recent course of treatment. Figures in italics indicate the base number of FP17s or Patient Questionnaire responses are less than 100. N/A is shown where the base number of responses is less than 10 during the period. % is calculated as Quantity/Base number\*100

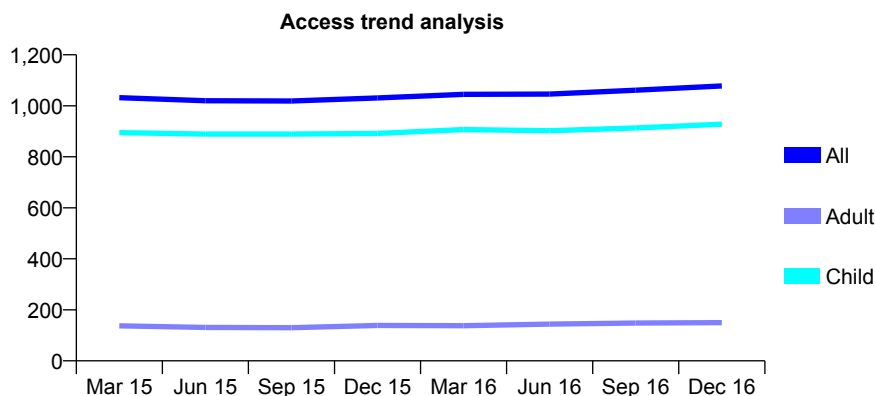
## Q51 - Vital Signs At a Glance Contract Report for 643300/0001 - December 2016

Name or company name	MR DM HILTON
Contract type name	GDS Contract
Purpose of contract	General
Contract start date	01/04/2006
Contract end date	

16/17 Contracted general activity (UDA)	2,856
Carry forward general activity (UDA)	0
16/17 Contracted orthodontic activity (UOA)	0
Carry forward orthodontic activity (UOA)	0
Baseline contract value	£78,773.46

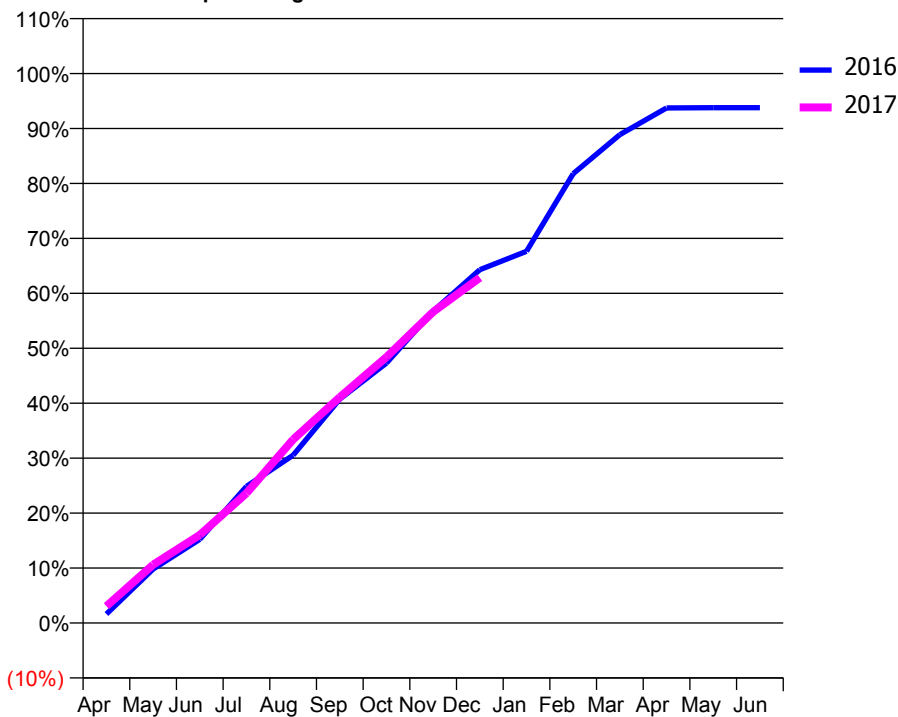
### ACCESS\*

Patients seen in 24 months	Total	Change since previous quarter
Quarter ending December 2015	1,031	
Quarter ending March 2016	1,045	→
Quarter ending June 2016	1,046	→
Quarter ending September 2016	1,061	→
Quarter ending December 2016	1,078	→
<b>Variance since December 2015</b>	<b>4.6%</b>	<b>↑</b>



### ACTIVITY

Cumulative percentage of contracted UDA delivered 2016 & 2017



Month	Adjusted Scheduled Activity (UDA)	
	2016	2017
April	47	88
May	280	303
June	435	458
July	710	675
August	872	954
September	1,164	1,174
October	1,351	1,382
November	1,621	1,617
December	1,836	1,794
January	1,932	
February	2,335	
March	2,538	
April	2,677	
May	2,678	
June	2,678	

### QUALITY

	Quantity	Base Number	Contract	AT	Region	England
% of FP17s for the same patient ID Re-attending within 3 months - Children	96	1,277	7.5%	10.7%	13.4%	12.4%
% of FP17s for the same patient ID Re-attending within 3 months - Adults	12	84	14.3%	15.4%	17.3%	16.6%
% of FP17s for the same patient ID Re-attending between 3 & 9 months - Children	931	1,277	72.9%	58.5%	58.9%	57.5%
% of FP17s for the same patient ID Re-attending between 3 & 9 months - Adults	59	84	70.2%	52.8%	52.5%	50.4%
% of FP17s for Band 1 Urgent Courses	2	1,265	0.2%	7.6%	9.3%	9.1%
% of FP17s Relating to Free Repair or Replacements	0	1,265	0.0%	1.3%	1.0%	0.8%
% of FP17s Relating to Continuations	0	1,265	0.0%	1.6%	1.5%	1.3%
% of Patients satisfied with the dentistry they have received	2	2	N/A	94.2%	93.1%	92.7%
% of Patients satisfied with the time they had to wait for an appointment	2	2	N/A	89.1%	89.8%	88.8%

\* This is based on patients treated on this contract for their most recent course of treatment. Figures in italics indicate the base number of FP17s or Patient Questionnaire responses are less than 100. N/A is shown where the base number of responses is less than 10 during the period. % is calculated as Quantity/Base number\*100

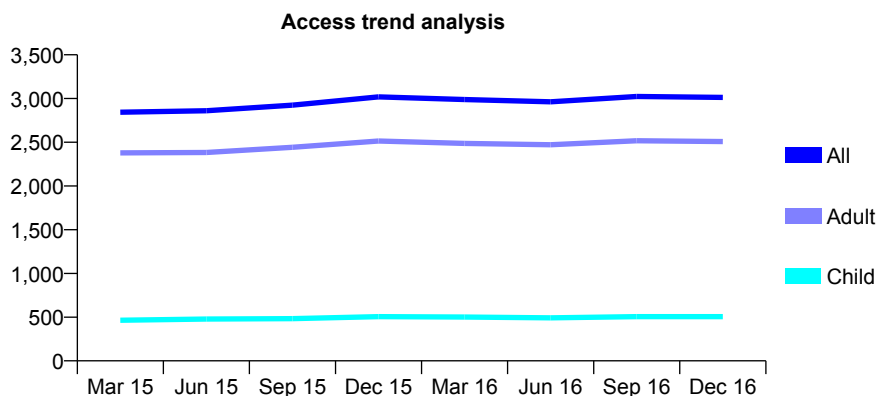
## Q51 - Vital Signs At a Glance Contract Report for 648566/0001 - December 2016

Name or company name	MR MM HOOPER
Contract type name	GDS Contract
Purpose of contract	General
Contract start date	01/04/2006
Contract end date	

16/17 Contracted general activity (UDA)	7,935
Carry forward general activity (UDA)	0
16/17 Contracted orthodontic activity (UOA)	0
Carry forward orthodontic activity (UOA)	0
Baseline contract value	£224,519.75

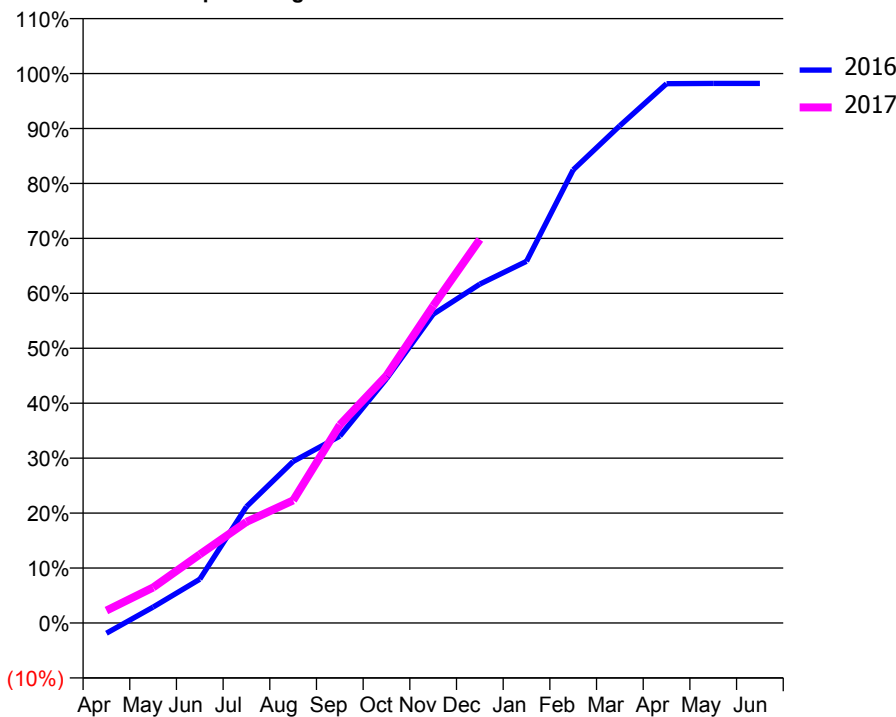
### ACCESS\*

Patients seen in 24 months	Total	Change since previous quarter
Quarter ending December 2015	3,019	
Quarter ending March 2016	2,988	↓
Quarter ending June 2016	2,963	→
Quarter ending September 2016	3,023	↑
Quarter ending December 2016	3,013	→
<b>Variance since December 2015</b>	<b>(0.2%)</b>	→



### ACTIVITY

Cumulative percentage of contracted UDA delivered 2016 & 2017



Month	Adjusted Scheduled Activity (UDA)	
	2016	2017
April	-150	181
May	230	514
June	632	990
July	1,680	1,461
August	2,332	1,771
September	2,700	2,861
October	3,526	3,572
November	4,458	4,581
December	4,893	5,539
January	5,223	
February	6,545	
March	7,181	
April	7,788	
May	7,791	
June	7,791	

### QUALITY

	Quantity	Base Number	Contract	AT	Region	England
% of FP17s for the same patient ID Re-attending within 3 months - Children	54	639	8.5%	10.7%	13.4%	12.4%
% of FP17s for the same patient ID Re-attending within 3 months - Adults	312	2,849	11.0%	15.4%	17.3%	16.6%
% of FP17s for the same patient ID Re-attending between 3 & 9 months - Children	375	639	58.7%	58.5%	58.9%	57.5%
% of FP17s for the same patient ID Re-attending between 3 & 9 months - Adults	1,241	2,849	43.6%	52.8%	52.5%	50.4%
% of FP17s for Band 1 Urgent Courses	812	3,152	25.8%	7.6%	9.3%	9.1%
% of FP17s Relating to Free Repair or Replacements	8	3,152	0.3%	1.3%	1.0%	0.8%
% of FP17s Relating to Continuations	17	3,152	0.5%	1.6%	1.5%	1.3%
% of Patients satisfied with the dentistry they have received	8	8	N/A	94.2%	93.1%	92.7%
% of Patients satisfied with the time they had to wait for an appointment	8	8	N/A	89.1%	89.8%	88.8%

\* This is based on patients treated on this contract for their most recent course of treatment. Figures in italics indicate the base number of FP17s or Patient Questionnaire responses are less than 100. N/A is shown where the base number of responses is less than 10 during the period. % is calculated as Quantity/Base number\*100



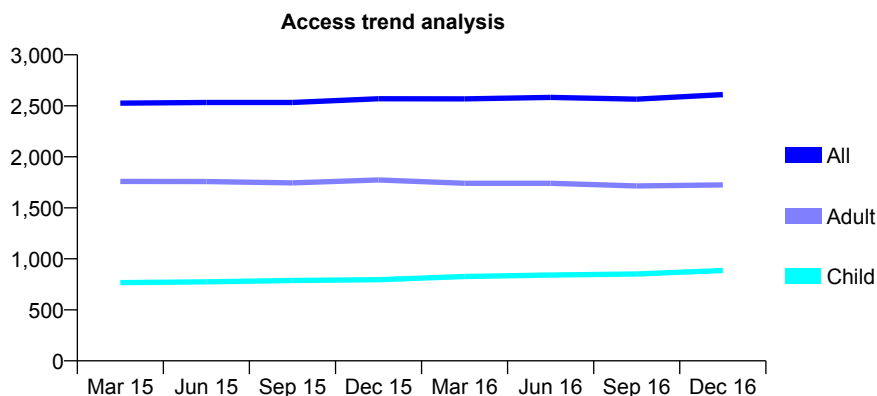
## Q51 - Vital Signs At a Glance Contract Report for 648655/0004 - December 2016

Name or company name	MR JA GATUS
Contract type name	GDS Contract
Purpose of contract	General
Contract start date	01/04/2006
Contract end date	

16/17 Contracted general activity (UDA)	8,192
Carry forward general activity (UDA)	0
16/17 Contracted orthodontic activity (UOA)	0
Carry forward orthodontic activity (UOA)	0
Baseline contract value	£231,816.62

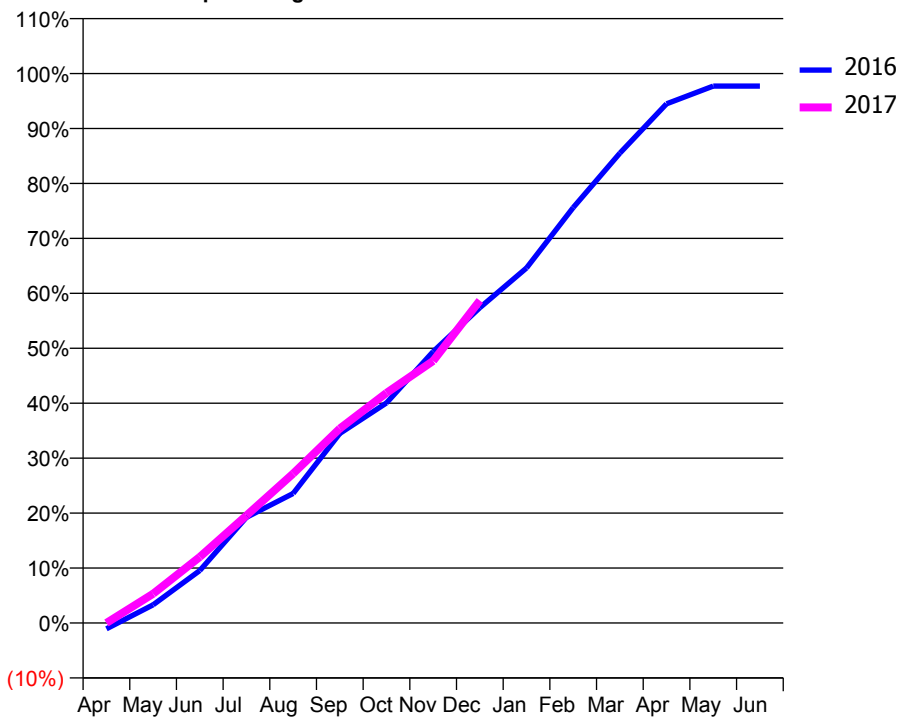
### ACCESS\*

Patients seen in 24 months	Total	Change since previous quarter
Quarter ending December 2015	2,569	
Quarter ending March 2016	2,568	→
Quarter ending June 2016	2,582	→
Quarter ending September 2016	2,565	→
Quarter ending December 2016	2,610	→
<b>Variance since December 2015</b>	<b>1.6%</b>	<b>→</b>



### ACTIVITY

Cumulative percentage of contracted UDA delivered 2016 & 2017



Month	Adjusted Scheduled Activity (UDA)	
	2016	2017
April	-89	0
May	272	437
June	782	986
July	1,575	1,603
August	1,931	2,227
September	2,825	2,900
October	3,282	3,430
November	4,046	3,906
December	4,700	4,808
January	5,293	
February	6,193	
March	7,004	
April	7,740	
May	8,005	
June	8,005	

### QUALITY

	Quantity	Base Number	Contract	AT	Region	England
% of FP17s for the same patient ID Re-attending within 3 months - Children	91	1,071	8.5%	10.7%	13.4%	12.4%
% of FP17s for the same patient ID Re-attending within 3 months - Adults	314	2,099	15.0%	15.4%	17.3%	16.6%
% of FP17s for the same patient ID Re-attending between 3 & 9 months - Children	740	1,071	69.1%	58.5%	58.9%	57.5%
% of FP17s for the same patient ID Re-attending between 3 & 9 months - Adults	1,283	2,099	61.1%	52.8%	52.5%	50.4%
% of FP17s for Band 1 Urgent Courses	146	2,693	5.4%	7.6%	9.3%	9.1%
% of FP17s Relating to Free Repair or Replacements	10	2,693	0.4%	1.3%	1.0%	0.8%
% of FP17s Relating to Continuations	16	2,693	0.6%	1.6%	1.5%	1.3%
% of Patients satisfied with the dentistry they have received	5	5	N/A	94.2%	93.1%	92.7%
% of Patients satisfied with the time they had to wait for an appointment	5	5	N/A	89.1%	89.8%	88.8%

\* This is based on patients treated on this contract for their most recent course of treatment. Figures in italics indicate the base number of FP17s or Patient Questionnaire responses are less than 100. N/A is shown where the base number of responses is less than 10 during the period. % is calculated as Quantity/Base number\*100

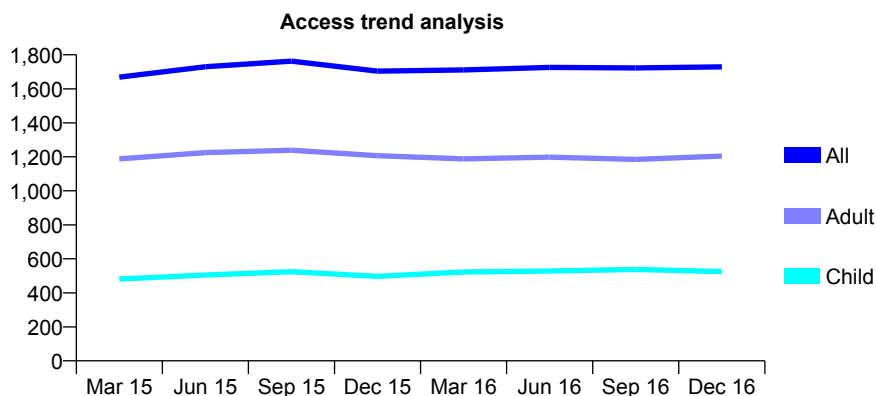
## Q51 - Vital Signs At a Glance Contract Report for 657271/0001 - December 2016

Name or company name	MR IJ AL ZUBAIDI
Contract type name	GDS Contract
Purpose of contract	General
Contract start date	01/04/2006
Contract end date	

16/17 Contracted general activity (UDA)	5,584
Carry forward general activity (UDA)	-112
16/17 Contracted orthodontic activity (UOA)	0
Carry forward orthodontic activity (UOA)	0
Baseline contract value	£167,493.48

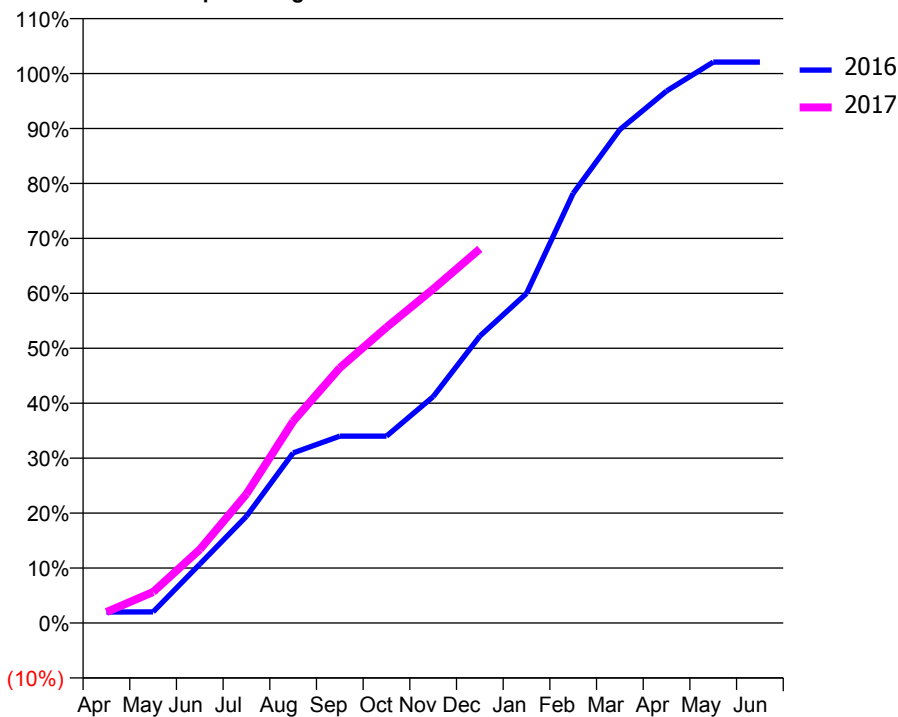
### ACCESS\*

Patients seen in 24 months	Total	Change since previous quarter
Quarter ending December 2015	1,704	
Quarter ending March 2016	1,711	→
Quarter ending June 2016	1,726	→
Quarter ending September 2016	1,723	→
Quarter ending December 2016	1,729	→
<b>Variance since December 2015</b>	<b>1.5%</b>	<b>→</b>



### ACTIVITY

Cumulative percentage of contracted UDA delivered 2016 & 2017



Month	Adjusted Scheduled Activity (UDA)	
	2016	2017
April	112	112
May	113	314
June	599	748
July	1,085	1,311
August	1,728	2,050
September	1,900	2,592
October	1,900	3,004
November	2,301	3,394
December	2,915	3,801
January	3,349	
February	4,367	
March	5,014	
April	5,406	
May	5,700	
June	5,700	

### QUALITY

	Quantity	Base Number	Contract	AT	Region	England
% of FP17s for the same patient ID Re-attending within 3 months - Children	24	405	5.9%	10.7%	13.4%	12.4%
% of FP17s for the same patient ID Re-attending within 3 months - Adults	109	930	11.7%	15.4%	17.3%	16.6%
% of FP17s for the same patient ID Re-attending between 3 & 9 months - Children	129	405	31.9%	58.5%	58.9%	57.5%
% of FP17s for the same patient ID Re-attending between 3 & 9 months - Adults	279	930	30.0%	52.8%	52.5%	50.4%
% of FP17s for Band 1 Urgent Courses	85	1,096	7.8%	7.6%	9.3%	9.1%
% of FP17s Relating to Free Repair or Replacements	14	1,096	1.3%	1.3%	1.0%	0.8%
% of FP17s Relating to Continuations	16	1,096	1.5%	1.6%	1.5%	1.3%
% of Patients satisfied with the dentistry they have received	34	35	97.1%	94.2%	93.1%	92.7%
% of Patients satisfied with the time they had to wait for an appointment	26	35	74.3%	89.1%	89.8%	88.8%

\* This is based on patients treated on this contract for their most recent course of treatment. Figures in italics indicate the base number of FP17s or Patient Questionnaire responses are less than 100. N/A is shown where the base number of responses is less than 10 during the period. % is calculated as Quantity/Base number\*100

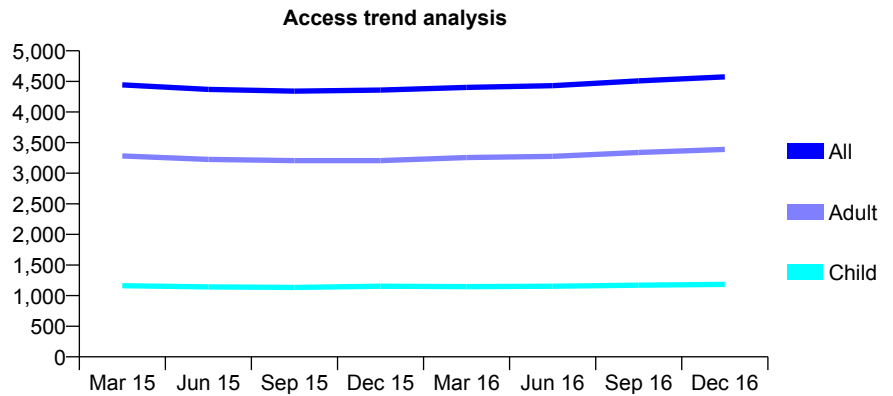
## Q51 - Vital Signs At a Glance Contract Report for 661325/0001 - December 2016

Name or company name	MR S KHAZENIFAR
Contract type name	GDS Contract
Purpose of contract	General
Contract start date	01/04/2006
Contract end date	

16/17 Contracted general activity (UDA)	16,254
Carry forward general activity (UDA)	344
16/17 Contracted orthodontic activity (UOA)	0
Carry forward orthodontic activity (UOA)	0
Baseline contract value	£479,303.55

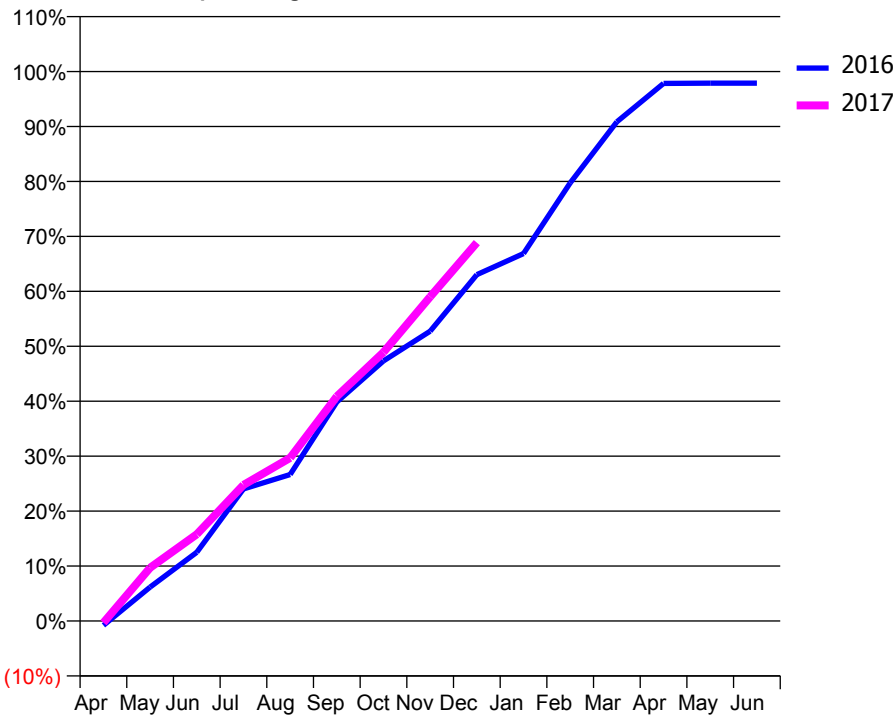
### ACCESS\*

Patients seen in 24 months	Total	Change since previous quarter
Quarter ending December 2015	4,359	
Quarter ending March 2016	4,403	→
Quarter ending June 2016	4,430	→
Quarter ending September 2016	4,508	→
Quarter ending December 2016	4,573	→
<b>Variance since December 2015</b>	<b>4.9%</b>	<b>↑</b>



### ACTIVITY

Cumulative percentage of contracted UDA delivered 2016 & 2017



Month	Adjusted Scheduled Activity (UDA)	
	2016	2017
April	-132	-54
May	1,003	1,577
June	2,034	2,567
July	3,905	4,025
August	4,331	4,825
September	6,478	6,644
October	7,692	7,948
November	8,573	9,589
December	10,245	11,191
January	10,867	
February	12,960	
March	14,767	
April	15,902	
May	15,910	
June	15,910	

### QUALITY

	Quantity	Base Number	Contract	AT	Region	England
% of FP17s for the same patient ID Re-attending within 3 months - Children	228	1,396	16.3%	10.7%	13.4%	12.4%
% of FP17s for the same patient ID Re-attending within 3 months - Adults	833	3,964	21.0%	15.4%	17.3%	16.6%
% of FP17s for the same patient ID Re-attending between 3 & 9 months - Children	769	1,396	55.1%	58.5%	58.9%	57.5%
% of FP17s for the same patient ID Re-attending between 3 & 9 months - Adults	2,087	3,964	52.6%	52.8%	52.5%	50.4%
% of FP17s for Band 1 Urgent Courses	434	4,965	8.7%	7.6%	9.3%	9.1%
% of FP17s Relating to Free Repair or Replacements	81	4,965	1.6%	1.3%	1.0%	0.8%
% of FP17s Relating to Continuations	53	4,965	1.1%	1.6%	1.5%	1.3%
% of Patients satisfied with the dentistry they have received	8	10	80.0%	94.2%	93.1%	92.7%
% of Patients satisfied with the time they had to wait for an appointment	10	10	100.0%	89.1%	89.8%	88.8%

\* This is based on patients treated on this contract for their most recent course of treatment. Figures in italics indicate the base number of FP17s or Patient Questionnaire responses are less than 100. N/A is shown where the base number of responses is less than 10 during the period. % is calculated as Quantity/Base number\*100

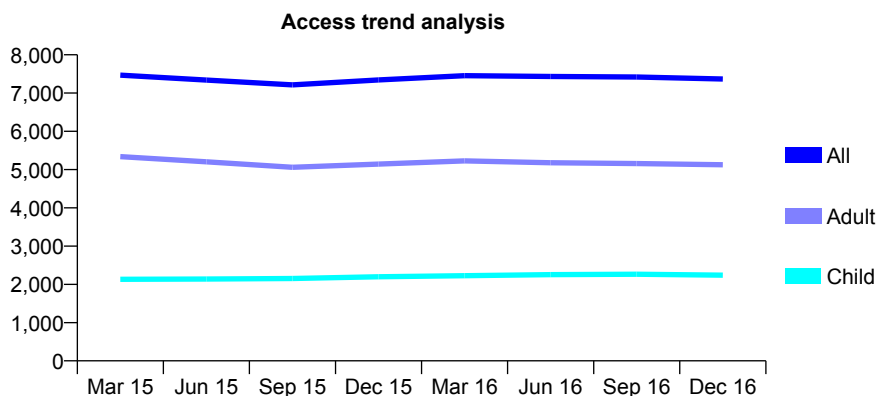
## Q51 - Vital Signs At a Glance Contract Report for 682721/0002 - December 2016

Name or company name	MR CR SMITH
Contract type name	GDS Contract
Purpose of contract	General
Contract start date	01/10/2008
Contract end date	

16/17 Contracted general activity (UDA)	18,750
Carry forward general activity (UDA)	659
16/17 Contracted orthodontic activity (UOA)	0
Carry forward orthodontic activity (UOA)	0
Baseline contract value	£562,410.97

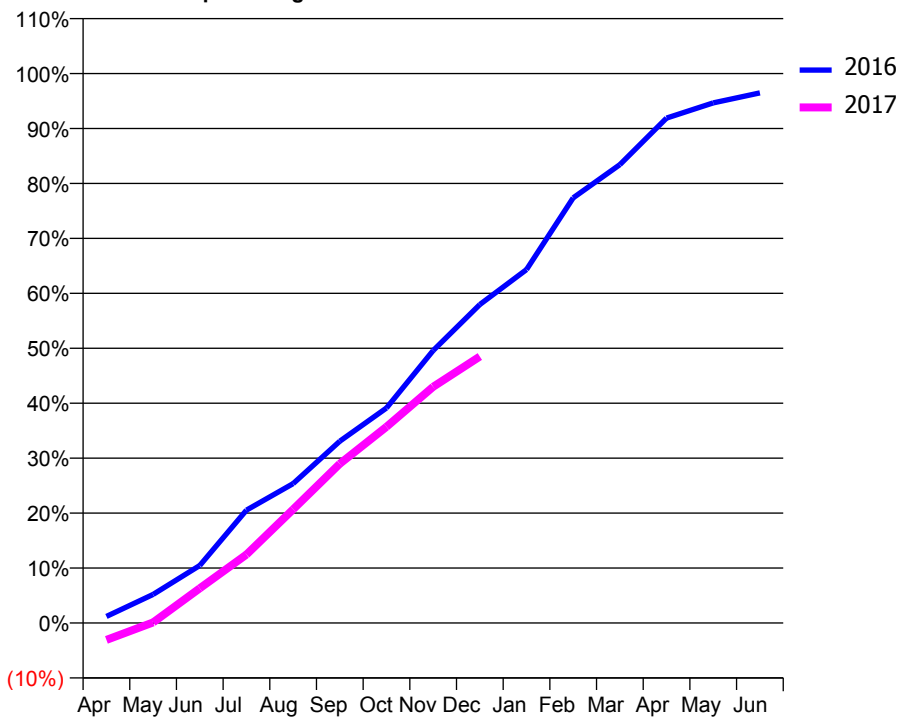
### ACCESS\*

Patients seen in 24 months	Total	Change since previous quarter
Quarter ending December 2015	7,342	
Quarter ending March 2016	7,455	→
Quarter ending June 2016	7,433	→
Quarter ending September 2016	7,421	→
Quarter ending December 2016	7,367	→
<b>Variance since December 2015</b>	<b>0.3%</b>	<b>→</b>



### ACTIVITY

Cumulative percentage of contracted UDA delivered 2016 & 2017



Month	Adjusted Scheduled Activity (UDA)	
	2016	2017
April	227	-581
May	977	22
June	1,965	1,184
July	3,852	2,335
August	4,758	3,880
September	6,204	5,436
October	7,339	6,697
November	9,297	8,060
December	10,870	9,093
January	12,058	
February	14,509	
March	15,639	
April	17,229	
May	17,749	
June	18,091	

### QUALITY

	Quantity	Base Number	Contract	AT	Region	England
% of FP17s for the same patient ID Re-attending within 3 months - Children	128	2,208	5.8%	10.7%	13.4%	12.4%
% of FP17s for the same patient ID Re-attending within 3 months - Adults	629	4,697	13.4%	15.4%	17.3%	16.6%
% of FP17s for the same patient ID Re-attending between 3 & 9 months - Children	1,321	2,208	59.8%	58.5%	58.9%	57.5%
% of FP17s for the same patient ID Re-attending between 3 & 9 months - Adults	2,386	4,697	50.8%	52.8%	52.5%	50.4%
% of FP17s for Band 1 Urgent Courses	254	5,395	4.7%	7.6%	9.3%	9.1%
% of FP17s Relating to Free Repair or Replacements	57	5,395	1.1%	1.3%	1.0%	0.8%
% of FP17s Relating to Continuations	109	5,395	2.0%	1.6%	1.5%	1.3%
% of Patients satisfied with the dentistry they have received	15	16	93.8%	94.2%	93.1%	92.7%
% of Patients satisfied with the time they had to wait for an appointment	14	16	87.5%	89.1%	89.8%	88.8%

\* This is based on patients treated on this contract for their most recent course of treatment. Figures in italics indicate the base number of FP17s or Patient Questionnaire responses are less than 100. N/A is shown where the base number of responses is less than 10 during the period. % is calculated as Quantity/Base number\*100

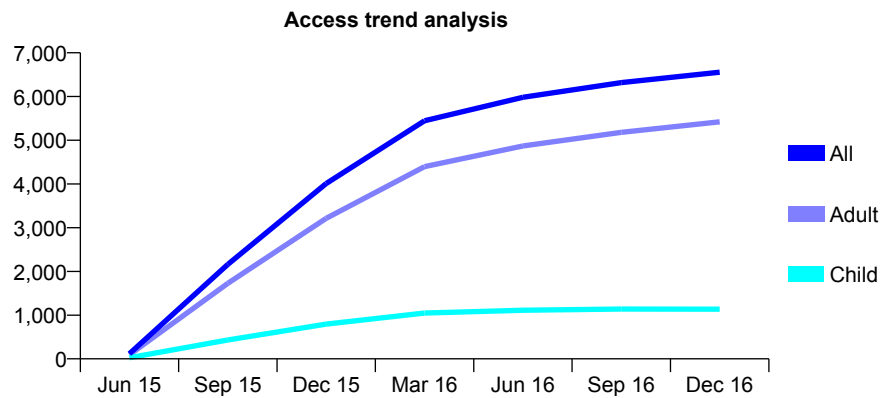
## Q51 - Vital Signs At a Glance Contract Report for 725005/0002 - December 2016

Name or company name	MR AJ CALE
Contract type name	GDS Contract
Purpose of contract	General
Contract start date	01/06/2015
Contract end date	

16/17 Contracted general activity (UDA)	25,350
Carry forward general activity (UDA)	0
16/17 Contracted orthodontic activity (UOA)	0
Carry forward orthodontic activity (UOA)	0
Baseline contract value	£702,818.91

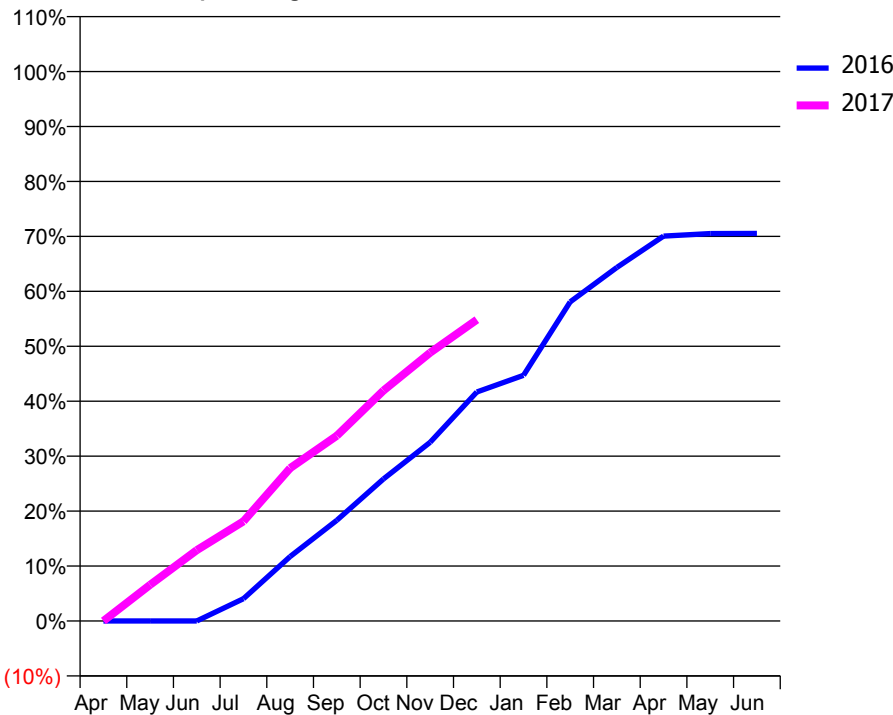
### ACCESS\*

Patients seen in 24 months	Total	Change since previous quarter
Quarter ending December 2015	4,008	
Quarter ending March 2016	5,445	↑
Quarter ending June 2016	5,982	↑
Quarter ending September 2016	6,318	↑
Quarter ending December 2016	6,556	↑
<b>Variance since December 2015</b>	<b>63.6%</b>	<b>↑</b>



### ACTIVITY

Cumulative percentage of contracted UDA delivered 2016 & 2017



Month	Adjusted Scheduled Activity (UDA)	
	2016	2017
April	0	0
May	0	1,669
June	0	3,271
July	1,030	4,596
August	2,976	7,050
September	4,645	8,549
October	6,554	10,632
November	8,244	12,383
December	10,568	13,900
January	11,335	
February	14,724	
March	16,311	
April	17,758	
May	17,872	
June	17,877	

### QUALITY

	Quantity	Base Number	Contract	AT	Region	England
% of FP17s for the same patient ID Re-attending within 3 months - Children	102	1,294	7.9%	10.7%	13.4%	12.4%
% of FP17s for the same patient ID Re-attending within 3 months - Adults	991	5,610	17.7%	15.4%	17.3%	16.6%
% of FP17s for the same patient ID Re-attending between 3 & 9 months - Children	758	1,294	58.6%	58.5%	58.9%	57.5%
% of FP17s for the same patient ID Re-attending between 3 & 9 months - Adults	1,987	5,610	35.4%	52.8%	52.5%	50.4%
% of FP17s for Band 1 Urgent Courses	489	6,236	7.8%	7.6%	9.3%	9.1%
% of FP17s Relating to Free Repair or Replacements	143	6,236	2.3%	1.3%	1.0%	0.8%
% of FP17s Relating to Continuations	249	6,236	4.0%	1.6%	1.5%	1.3%
% of Patients satisfied with the dentistry they have received	16	17	94.1%	94.2%	93.1%	92.7%
% of Patients satisfied with the time they had to wait for an appointment	15	17	88.2%	89.1%	89.8%	88.8%

\* This is based on patients treated on this contract for their most recent course of treatment. Figures in italics indicate the base number of FP17s or Patient Questionnaire responses are less than 100. N/A is shown where the base number of responses is less than 10 during the period. % is calculated as Quantity/Base number\*100

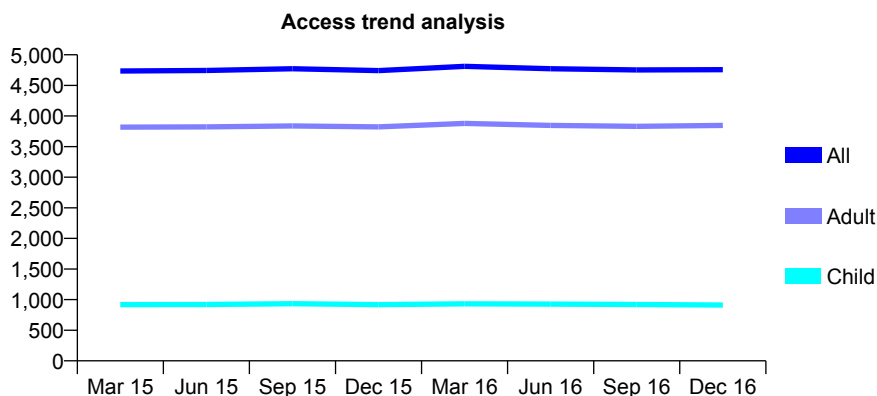
## Q51 - Vital Signs At a Glance Contract Report for 725900/0001 - December 2016

Name or company name	F P Dental
Contract type name	GDS Contract
Purpose of contract	General
Contract start date	01/04/2009
Contract end date	

16/17 Contracted general activity (UDA)	13,301
Carry forward general activity (UDA)	0
16/17 Contracted orthodontic activity (UOA)	0
Carry forward orthodontic activity (UOA)	0
Baseline contract value	£368,766.66

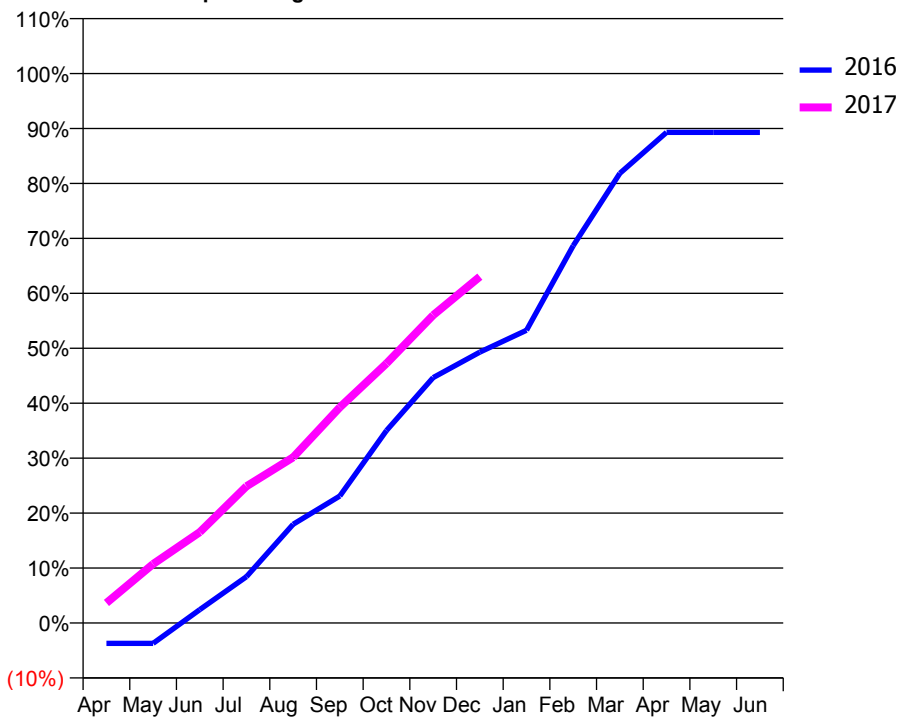
### ACCESS\*

Patients seen in 24 months	Total	Change since previous quarter
Quarter ending December 2015	4,741	
Quarter ending March 2016	4,811	→
Quarter ending June 2016	4,773	→
Quarter ending September 2016	4,752	→
Quarter ending December 2016	4,758	→
<b>Variance since December 2015</b>	<b>0.4%</b>	<b>→</b>



### ACTIVITY

Cumulative percentage of contracted UDA delivered 2016 & 2017



Month	Adjusted Scheduled Activity (UDA)	
	2016	2017
April	-497	486
May	-497	1,427
June	323	2,199
July	1,123	3,309
August	2,391	4,011
September	3,074	5,221
October	4,660	6,283
November	5,941	7,451
December	6,556	8,385
January	7,086	
February	9,134	
March	10,886	
April	11,876	
May	11,877	
June	11,877	

### QUALITY

	Quantity	Base Number	Contract	AT	Region	England
% of FP17s for the same patient ID Re-attending within 3 months - Children	65	1,020	6.4%	10.7%	13.4%	12.4%
% of FP17s for the same patient ID Re-attending within 3 months - Adults	429	3,949	10.9%	15.4%	17.3%	16.6%
% of FP17s for the same patient ID Re-attending between 3 & 9 months - Children	672	1,020	65.9%	58.5%	58.9%	57.5%
% of FP17s for the same patient ID Re-attending between 3 & 9 months - Adults	2,375	3,949	60.1%	52.8%	52.5%	50.4%
% of FP17s for Band 1 Urgent Courses	170	4,390	3.9%	7.6%	9.3%	9.1%
% of FP17s Relating to Free Repair or Replacements	62	4,390	1.4%	1.3%	1.0%	0.8%
% of FP17s Relating to Continuations	76	4,390	1.7%	1.6%	1.5%	1.3%
% of Patients satisfied with the dentistry they have received	6	6	N/A	94.2%	93.1%	92.7%
% of Patients satisfied with the time they had to wait for an appointment	6	6	N/A	89.1%	89.8%	88.8%

\* This is based on patients treated on this contract for their most recent course of treatment. Figures in italics indicate the base number of FP17s or Patient Questionnaire responses are less than 100. N/A is shown where the base number of responses is less than 10 during the period. % is calculated as Quantity/Base number\*100

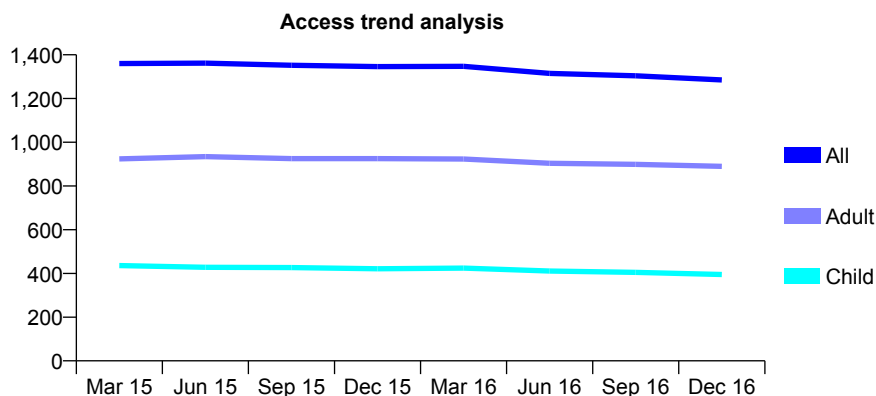
## Q51 - Vital Signs At a Glance Contract Report for 725943/0001 - December 2016

Name or company name	MR RD BROOK
Contract type name	GDS Contract
Purpose of contract	General
Contract start date	01/04/2006
Contract end date	

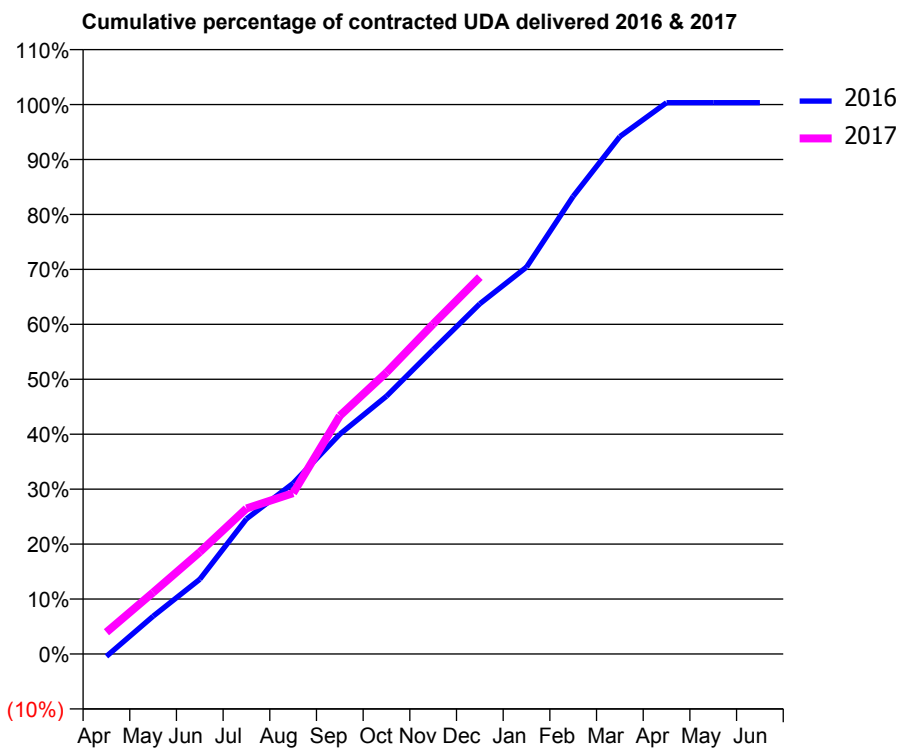
16/17 Contracted general activity (UDA)	4,996
Carry forward general activity (UDA)	-16
16/17 Contracted orthodontic activity (UOA)	0
Carry forward orthodontic activity (UOA)	0
Baseline contract value	£158,636.02

### ACCESS\*

Patients seen in 24 months	Total	Change since previous quarter
Quarter ending December 2015	1,346	
Quarter ending March 2016	1,347	→
Quarter ending June 2016	1,315	↓
Quarter ending September 2016	1,304	→
Quarter ending December 2016	1,285	↓
<b>Variance since December 2015</b>	<b>(4.5%)</b>	<b>↓</b>



### ACTIVITY



Month	Adjusted Scheduled Activity (UDA)	
	2016	2017
April	-22	199
May	344	559
June	679	926
July	1,229	1,324
August	1,552	1,462
September	1,999	2,166
October	2,344	2,560
November	2,767	3,000
December	3,184	3,427
January	3,518	
February	4,161	
March	4,705	
April	5,012	
May	5,012	
June	5,012	

### QUALITY

	Quantity	Base Number	Contract	AT	Region	England
% of FP17s for the same patient ID Re-attending within 3 months - Children	63	500	12.6%	10.7%	13.4%	12.4%
% of FP17s for the same patient ID Re-attending within 3 months - Adults	238	1,065	22.3%	15.4%	17.3%	16.6%
% of FP17s for the same patient ID Re-attending between 3 & 9 months - Children	322	500	64.4%	58.5%	58.9%	57.5%
% of FP17s for the same patient ID Re-attending between 3 & 9 months - Adults	592	1,065	55.6%	52.8%	52.5%	50.4%
% of FP17s for Band 1 Urgent Courses	162	1,432	11.3%	7.6%	9.3%	9.1%
% of FP17s Relating to Free Repair or Replacements	26	1,432	1.8%	1.3%	1.0%	0.8%
% of FP17s Relating to Continuations	30	1,432	2.1%	1.6%	1.5%	1.3%
% of Patients satisfied with the dentistry they have received	4	4	N/A	94.2%	93.1%	92.7%
% of Patients satisfied with the time they had to wait for an appointment	4	4	N/A	89.1%	89.8%	88.8%

\* This is based on patients treated on this contract for their most recent course of treatment. Figures in italics indicate the base number of FP17s or Patient Questionnaire responses are less than 100. N/A is shown where the base number of responses is less than 10 during the period. % is calculated as Quantity/Base number\*100



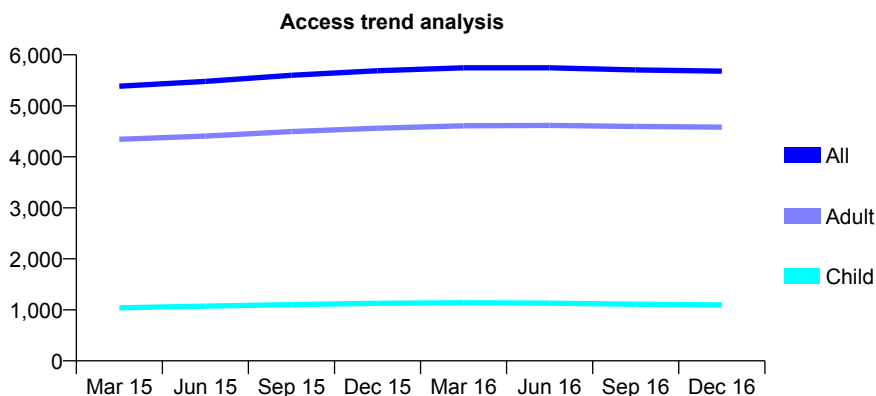
## Q51 - Vital Signs At a Glance Contract Report for 730718/0001 - December 2016

Name or company name	MR CD SHELSWELL
Contract type name	GDS Contract
Purpose of contract	General
Contract start date	01/04/2006
Contract end date	

16/17 Contracted general activity (UDA)	19,806
Carry forward general activity (UDA)	-129
16/17 Contracted orthodontic activity (UOA)	0
Carry forward orthodontic activity (UOA)	0
Baseline contract value	£560,569.63

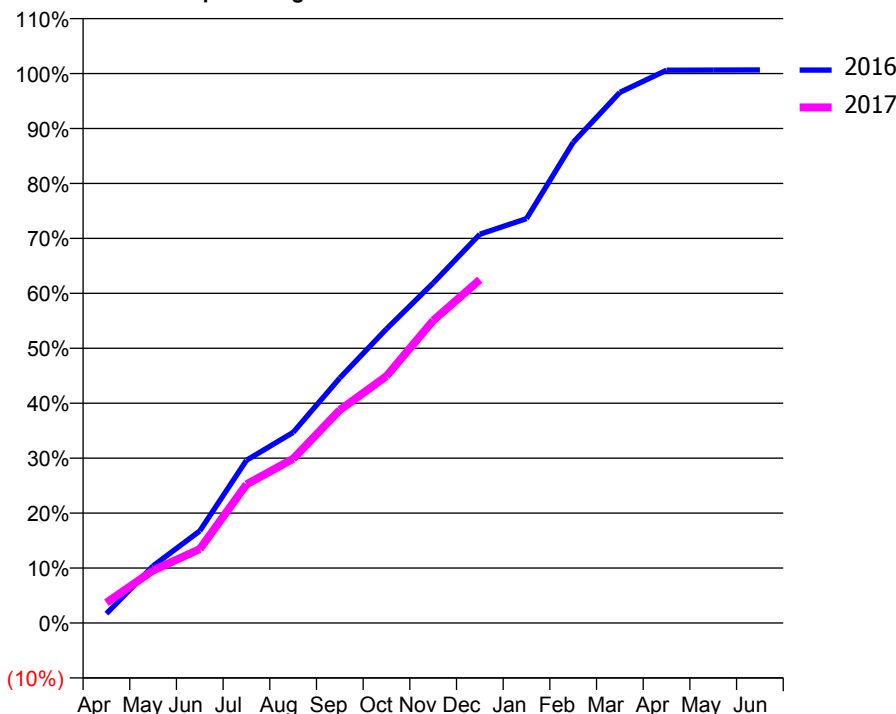
### ACCESS\*

Patients seen in 24 months	Total	Change since previous quarter
Quarter ending December 2015	5,687	
Quarter ending March 2016	5,746	→
Quarter ending June 2016	5,745	→
Quarter ending September 2016	5,704	→
Quarter ending December 2016	5,679	→
<b>Variance since December 2015</b>	<b>(0.1%)</b>	→



### ACTIVITY

Cumulative percentage of contracted UDA delivered 2016 & 2017



Month	Adjusted Scheduled Activity (UDA)	
	2016	2017
April	340	735
May	2,062	1,894
June	3,318	2,665
July	5,866	4,995
August	6,873	5,917
September	8,833	7,678
October	10,598	8,897
November	12,252	10,901
December	14,015	12,372
January	14,576	
February	17,324	
March	19,127	
April	19,924	
May	19,927	
June	19,934	

### QUALITY

	Quantity	Base Number	Contract	AT	Region	England
% of FP17s for the same patient ID Re-attending within 3 months - Children	84	1,183	7.1%	10.7%	13.4%	12.4%
% of FP17s for the same patient ID Re-attending within 3 months - Adults	1,070	5,359	20.0%	15.4%	17.3%	16.6%
% of FP17s for the same patient ID Re-attending between 3 & 9 months - Children	697	1,183	58.9%	58.5%	58.9%	57.5%
% of FP17s for the same patient ID Re-attending between 3 & 9 months - Adults	2,784	5,359	51.9%	52.8%	52.5%	50.4%
% of FP17s for Band 1 Urgent Courses	310	6,133	5.1%	7.6%	9.3%	9.1%
% of FP17s Relating to Free Repair or Replacements	248	6,133	4.0%	1.3%	1.0%	0.8%
% of FP17s Relating to Continuations	208	6,133	3.4%	1.6%	1.5%	1.3%
% of Patients satisfied with the dentistry they have received	16	16	100.0%	94.2%	93.1%	92.7%
% of Patients satisfied with the time they had to wait for an appointment	15	16	93.8%	89.1%	89.8%	88.8%

\* This is based on patients treated on this contract for their most recent course of treatment. Figures in italics indicate the base number of FP17s or Patient Questionnaire responses are less than 100. N/A is shown where the base number of responses is less than 10 during the period. % is calculated as Quantity/Base number\*100

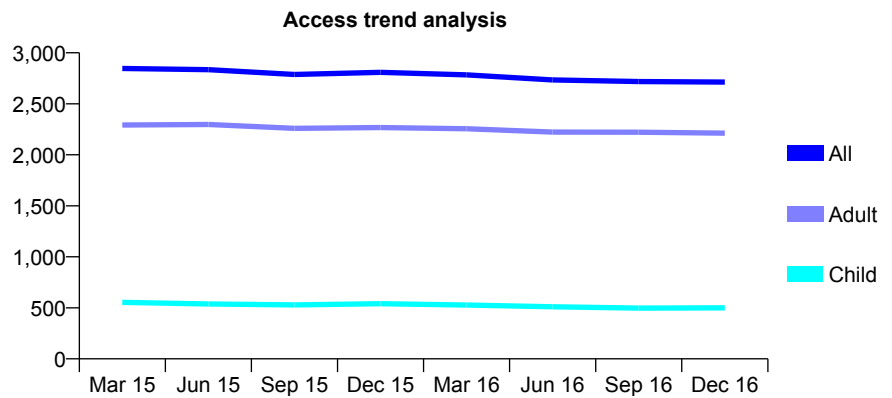
## Q51 - Vital Signs At a Glance Contract Report for 740497/0001 - December 2016

Name or company name	MR JM BURNHAM
Contract type name	GDS Contract
Purpose of contract	General
Contract start date	01/04/2006
Contract end date	

16/17 Contracted general activity (UDA)	8,232
Carry forward general activity (UDA)	76
16/17 Contracted orthodontic activity (UOA)	0
Carry forward orthodontic activity (UOA)	0
Baseline contract value	£206,271.38

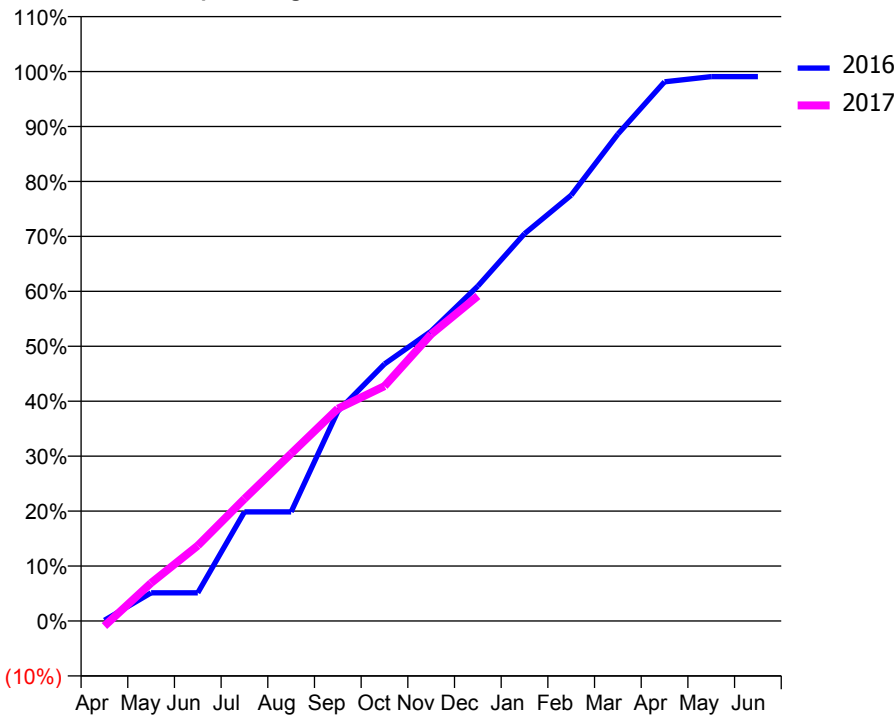
### ACCESS\*

Patients seen in 24 months	Total	Change since previous quarter
Quarter ending December 2015	2,808	
Quarter ending March 2016	2,784	→
Quarter ending June 2016	2,734	↓
Quarter ending September 2016	2,718	→
Quarter ending December 2016	2,713	→
<b>Variance since December 2015</b>	<b>(3.4%)</b>	<b>↓</b>



### ACTIVITY

Cumulative percentage of contracted UDA delivered 2016 & 2017



Month	Adjusted Scheduled Activity (UDA)	
	2016	2017
April	10	-76
May	423	570
June	423	1,130
July	1,636	1,830
August	1,636	2,508
September	3,141	3,181
October	3,851	3,518
November	4,342	4,296
December	5,016	4,869
January	5,802	
February	6,379	
March	7,294	
April	8,077	
May	8,156	
June	8,156	

### QUALITY

	Quantity	Base Number	Contract	AT	Region	England
% of FP17s for the same patient ID Re-attending within 3 months - Children	24	541	4.4%	10.7%	13.4%	12.4%
% of FP17s for the same patient ID Re-attending within 3 months - Adults	416	2,467	16.9%	15.4%	17.3%	16.6%
% of FP17s for the same patient ID Re-attending between 3 & 9 months - Children	293	541	54.2%	58.5%	58.9%	57.5%
% of FP17s for the same patient ID Re-attending between 3 & 9 months - Adults	1,237	2,467	50.1%	52.8%	52.5%	50.4%
% of FP17s for Band 1 Urgent Courses	213	2,581	8.3%	7.6%	9.3%	9.1%
% of FP17s Relating to Free Repair or Replacements	14	2,581	0.5%	1.3%	1.0%	0.8%
% of FP17s Relating to Continuations	52	2,581	2.0%	1.6%	1.5%	1.3%
% of Patients satisfied with the dentistry they have received	4	4	N/A	94.2%	93.1%	92.7%
% of Patients satisfied with the time they had to wait for an appointment	4	4	N/A	89.1%	89.8%	88.8%

\* This is based on patients treated on this contract for their most recent course of treatment. Figures in italics indicate the base number of FP17s or Patient Questionnaire responses are less than 100. N/A is shown where the base number of responses is less than 10 during the period. % is calculated as Quantity/Base number\*100

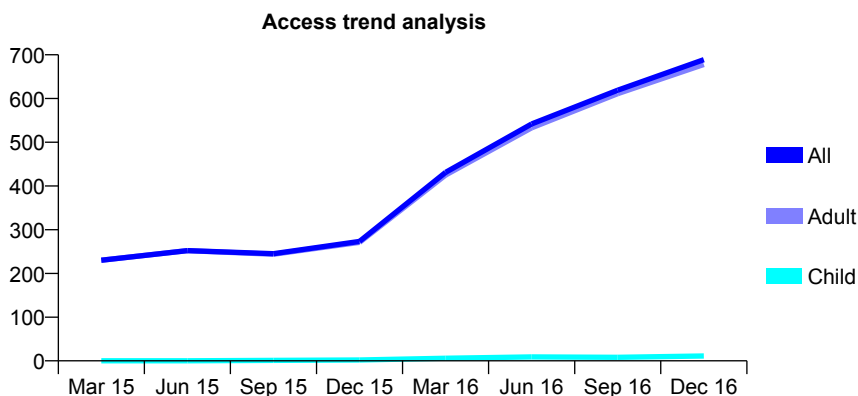
## Q51 - Vital Signs At a Glance Contract Report for 748803/0001 - December 2016

Name or company name	MR TA DYER
Contract type name	PDS Contract
Purpose of contract	General
Contract start date	01/04/2007
Contract end date	31/03/2018

16/17 Contracted general activity (UDA)	3,963
Carry forward general activity (UDA)	0
16/17 Contracted orthodontic activity (UOA)	0
Carry forward orthodontic activity (UOA)	0
Baseline contract value	£166,329.26

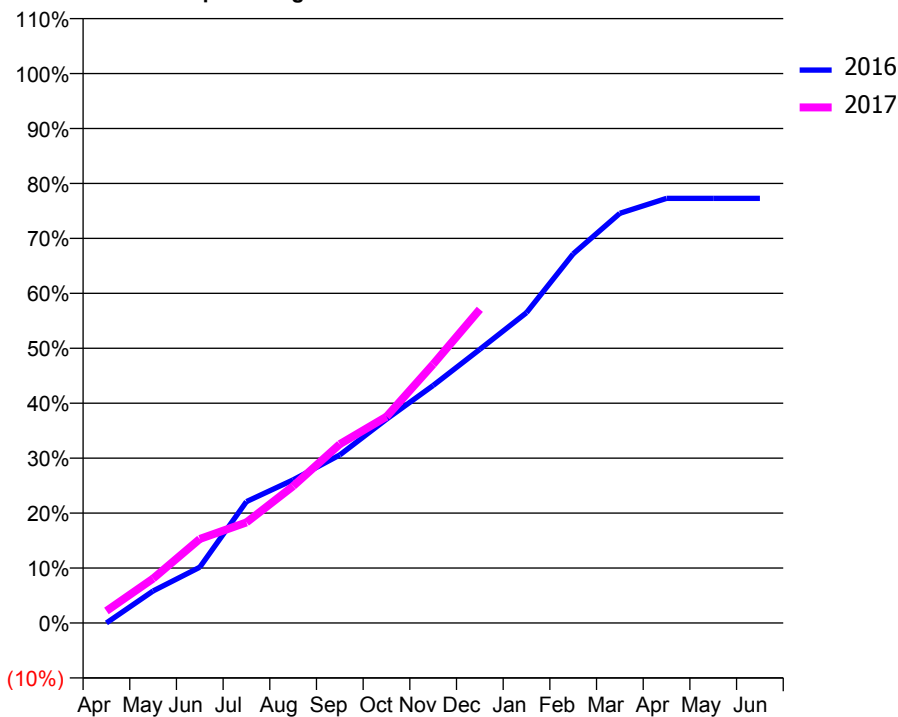
### ACCESS\*

Patients seen in 24 months	Total	Change since previous quarter
Quarter ending December 2015	273	
Quarter ending March 2016	431	↑
Quarter ending June 2016	542	↑
Quarter ending September 2016	619	↑
Quarter ending December 2016	689	↑
<b>Variance since December 2015</b>	<b>152.4%</b>	<b>↑</b>



### ACTIVITY

Cumulative percentage of contracted UDA delivered 2016 & 2017



Month	Adjusted Scheduled Activity (UDA)	
	2016	2017
April	0	87
May	231	321
June	402	606
July	876	726
August	1,032	987
September	1,212	1,290
October	1,470	1,488
November	1,713	1,866
December	1,974	2,262
January	2,238	
February	2,662	
March	2,955	
April	3,063	
May	3,063	
June	3,063	

### QUALITY

	Quantity	Base Number	Contract	AT	Region	England
% of FP17s for the same patient ID Re-attending within 3 months - Children	4	18	22.2%	10.7%	13.4%	12.4%
% of FP17s for the same patient ID Re-attending within 3 months - Adults	157	772	20.3%	15.4%	17.3%	16.6%
% of FP17s for the same patient ID Re-attending between 3 & 9 months - Children	0	18	0.0%	58.5%	58.9%	57.5%
% of FP17s for the same patient ID Re-attending between 3 & 9 months - Adults	21	772	2.7%	52.8%	52.5%	50.4%
% of FP17s for Band 1 Urgent Courses	0	754	0.0%	7.6%	9.3%	9.1%
% of FP17s Relating to Free Repair or Replacements	1	754	0.1%	1.3%	1.0%	0.8%
% of FP17s Relating to Continuations	0	754	0.0%	1.6%	1.5%	1.3%
% of Patients satisfied with the dentistry they have received	0	0	N/A	94.2%	93.1%	92.7%
% of Patients satisfied with the time they had to wait for an appointment	0	0	N/A	89.1%	89.8%	88.8%

\* This is based on patients treated on this contract for their most recent course of treatment. Figures in italics indicate the base number of FP17s or Patient Questionnaire responses are less than 100. N/A is shown where the base number of responses is less than 10 during the period. % is calculated as Quantity/Base number\*100

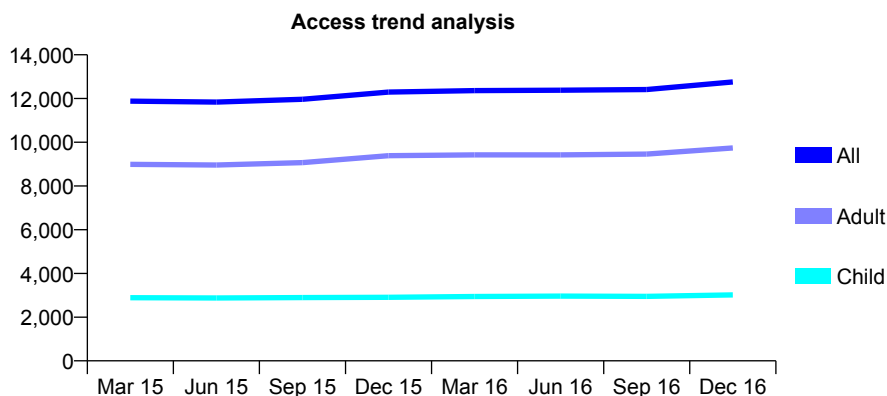
## Q51 - Vital Signs At a Glance Contract Report for 749338/0001 - December 2016

Name or company name	MR NP MALLON
Contract type name	GDS Contract
Purpose of contract	General
Contract start date	01/04/2006
Contract end date	

16/17 Contracted general activity (UDA)	42,313
Carry forward general activity (UDA)	13
16/17 Contracted orthodontic activity (UOA)	0
Carry forward orthodontic activity (UOA)	0
Baseline contract value	£1,265,731.13

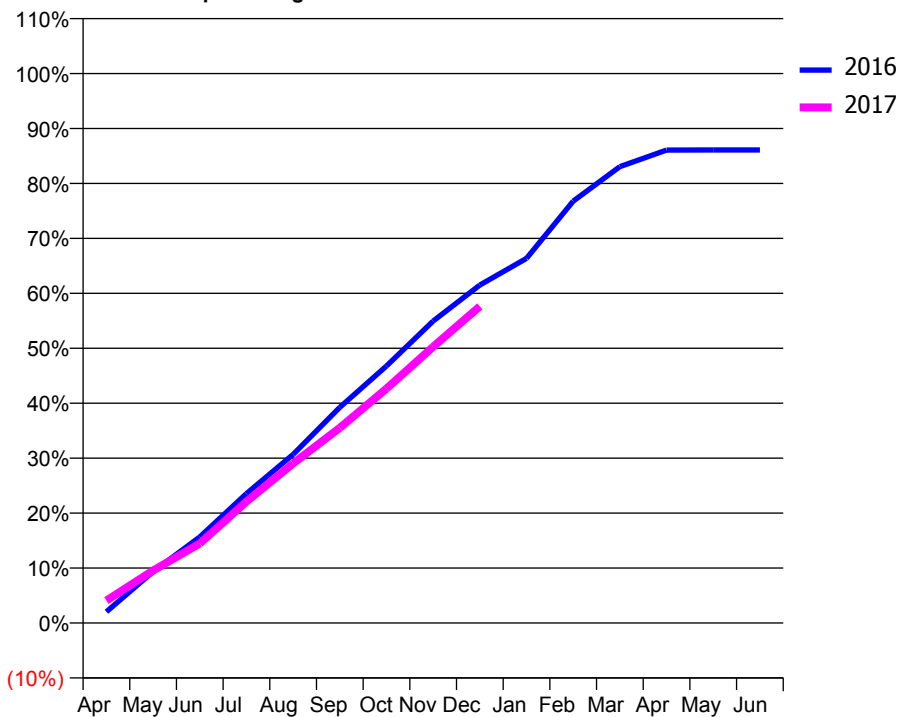
### ACCESS\*

Patients seen in 24 months	Total	Change since previous quarter
Quarter ending December 2015	12,296	
Quarter ending March 2016	12,364	→
Quarter ending June 2016	12,383	→
Quarter ending September 2016	12,411	→
Quarter ending December 2016	12,759	↑
<b>Variance since December 2015</b>	<b>3.8%</b>	<b>↑</b>



### ACTIVITY

Cumulative percentage of contracted UDA delivered 2016 & 2017



Month	Adjusted Scheduled Activity (UDA)	
	2016	2017
April	869	1,728
May	3,962	4,036
June	6,629	6,125
July	9,967	9,350
August	12,982	12,285
September	16,609	15,027
October	19,797	18,043
November	23,255	21,272
December	26,026	24,377
January	28,081	
February	32,484	
March	35,140	
April	36,415	
May	36,431	
June	36,430	

### QUALITY

	Quantity	Base Number	Contract	AT	Region	England
% of FP17s for the same patient ID Re-attending within 3 months - Children	227	3,787	6.0%	10.7%	13.4%	12.4%
% of FP17s for the same patient ID Re-attending within 3 months - Adults	1,830	11,964	15.3%	15.4%	17.3%	16.6%
% of FP17s for the same patient ID Re-attending between 3 & 9 months - Children	2,646	3,787	69.9%	58.5%	58.9%	57.5%
% of FP17s for the same patient ID Re-attending between 3 & 9 months - Adults	7,296	11,964	61.0%	52.8%	52.5%	50.4%
% of FP17s for Band 1 Urgent Courses	1,191	14,442	8.2%	7.6%	9.3%	9.1%
% of FP17s Relating to Free Repair or Replacements	182	14,442	1.3%	1.3%	1.0%	0.8%
% of FP17s Relating to Continuations	189	14,442	1.3%	1.6%	1.5%	1.3%
% of Patients satisfied with the dentistry they have received	18	19	94.7%	94.2%	93.1%	92.7%
% of Patients satisfied with the time they had to wait for an appointment	18	19	94.7%	89.1%	89.8%	88.8%

\* This is based on patients treated on this contract for their most recent course of treatment. Figures in italics indicate the base number of FP17s or Patient Questionnaire responses are less than 100. N/A is shown where the base number of responses is less than 10 during the period. % is calculated as Quantity/Base number\*100

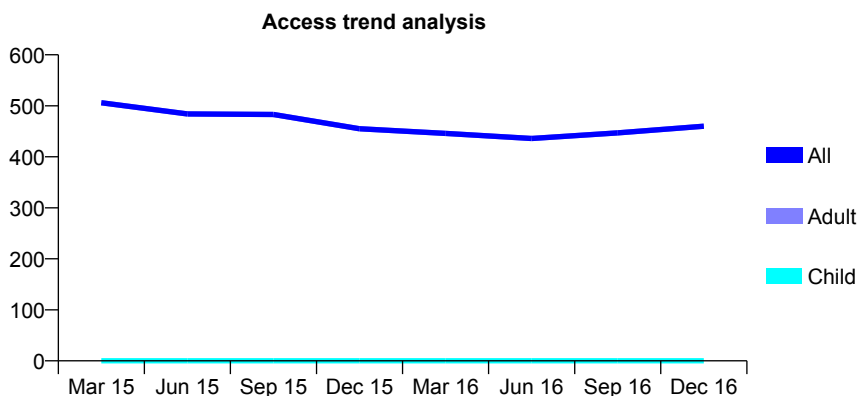
## Q51 - Vital Signs At a Glance Contract Report for 749338/0002 - December 2016

Name or company name	MR NP MALLON
Contract type name	GDS Contract
Purpose of contract	General
Contract start date	01/02/2008
Contract end date	

16/17 Contracted general activity (UDA)	1,322
Carry forward general activity (UDA)	0
16/17 Contracted orthodontic activity (UOA)	0
Carry forward orthodontic activity (UOA)	0
Baseline contract value	£54,618.28

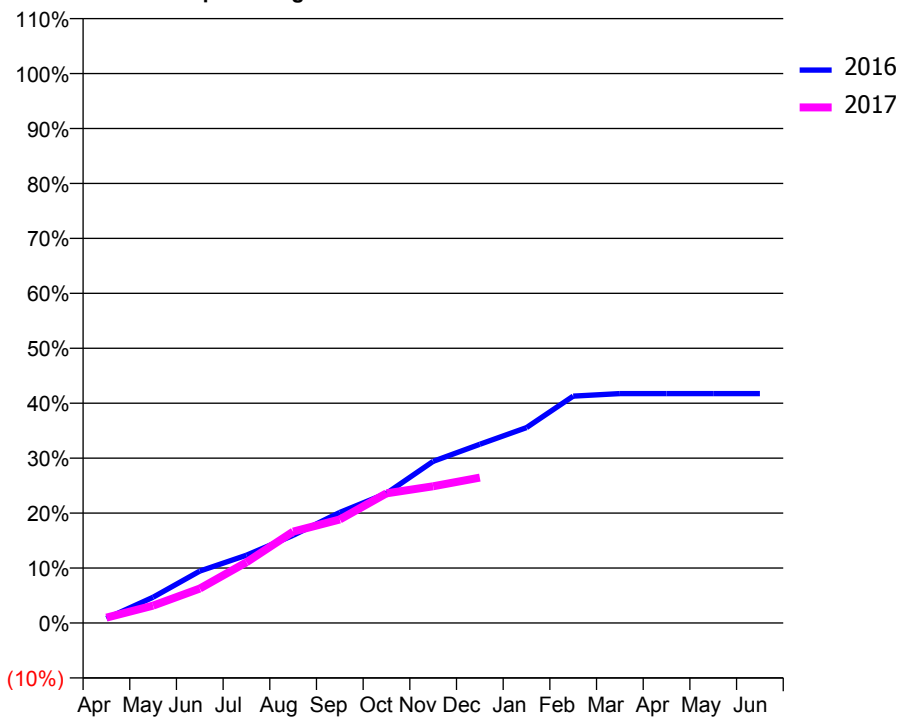
### ACCESS\*

Patients seen in 24 months	Total	Change since previous quarter
Quarter ending December 2015	455	
Quarter ending March 2016	446	↓
Quarter ending June 2016	436	↓
Quarter ending September 2016	447	↑
Quarter ending December 2016	460	↑
<b>Variance since December 2015</b>	<b>1.1%</b>	→



### ACTIVITY

Cumulative percentage of contracted UDA delivered 2016 & 2017



Month	Adjusted Scheduled Activity (UDA)	
	2016	2017
April	11	13
May	62	42
June	125	83
July	163	146
August	211	220
September	266	249
October	312	312
November	389	329
December	430	350
January	470	
February	546	
March	552	
April	552	
May	552	
June	552	

### QUALITY

	Quantity	Base Number	Contract	AT	Region	England
% of FP17s for the same patient ID Re-attending within 3 months - Children	0	0	N/A	10.7%	13.4%	12.4%
% of FP17s for the same patient ID Re-attending within 3 months - Adults	13	318	4.1%	15.4%	17.3%	16.6%
% of FP17s for the same patient ID Re-attending between 3 & 9 months - Children	0	0	N/A	58.5%	58.9%	57.5%
% of FP17s for the same patient ID Re-attending between 3 & 9 months - Adults	58	318	18.2%	52.8%	52.5%	50.4%
% of FP17s for Band 1 Urgent Courses	0	317	0.0%	7.6%	9.3%	9.1%
% of FP17s Relating to Free Repair or Replacements	1	317	0.3%	1.3%	1.0%	0.8%
% of FP17s Relating to Continuations	0	317	0.0%	1.6%	1.5%	1.3%
% of Patients satisfied with the dentistry they have received	0	0	N/A	94.2%	93.1%	92.7%
% of Patients satisfied with the time they had to wait for an appointment	0	0	N/A	89.1%	89.8%	88.8%

\* This is based on patients treated on this contract for their most recent course of treatment. Figures in italics indicate the base number of FP17s or Patient Questionnaire responses are less than 100. N/A is shown where the base number of responses is less than 10 during the period. % is calculated as Quantity/Base number\*100

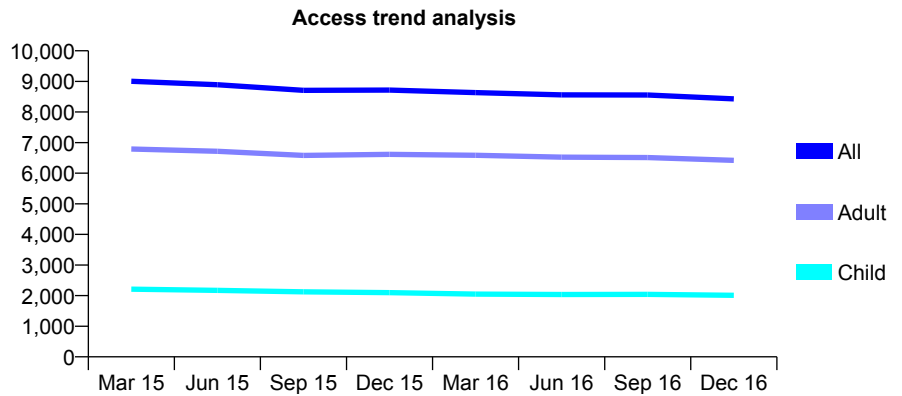
## Q51 - Vital Signs At a Glance Contract Report for 803987/0001 - December 2016

Name or company name	MR JM SUMMERFIELD
Contract type name	GDS Contract
Purpose of contract	General
Contract start date	01/04/2006
Contract end date	

16/17 Contracted general activity (UDA)	19,605
Carry forward general activity (UDA)	0
16/17 Contracted orthodontic activity (UOA)	0
Carry forward orthodontic activity (UOA)	0
Baseline contract value	£433,165.44

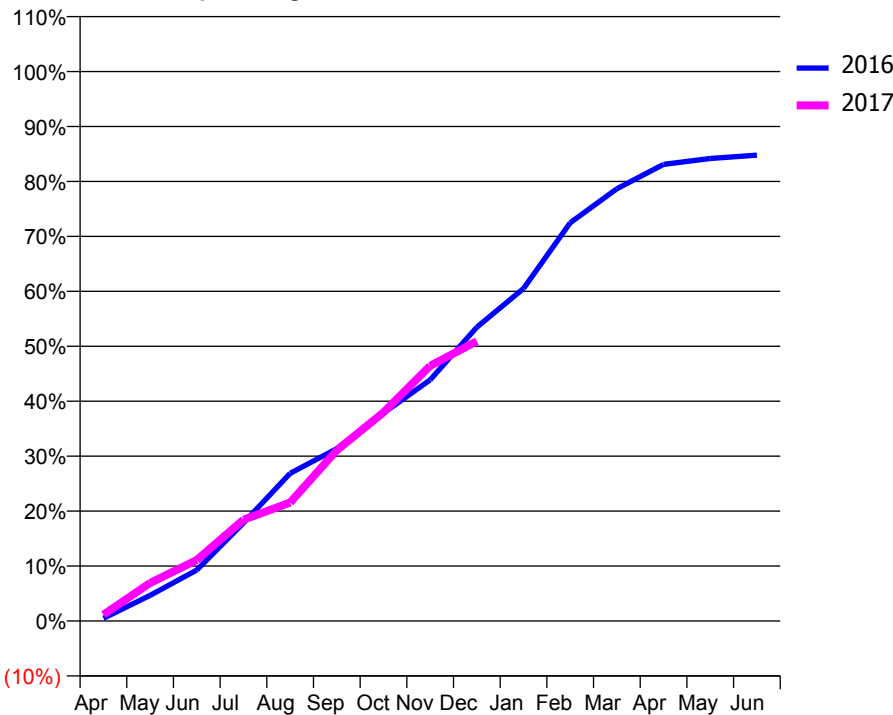
### ACCESS\*

Patients seen in 24 months	Total	Change since previous quarter
Quarter ending December 2015	8,716	
Quarter ending March 2016	8,634	→
Quarter ending June 2016	8,561	→
Quarter ending September 2016	8,556	→
Quarter ending December 2016	8,430	↓
<b>Variance since December 2015</b>	<b>(3.3%)</b>	<b>↓</b>



### ACTIVITY

Cumulative percentage of contracted UDA delivered 2016 & 2017



Month	Adjusted Scheduled Activity (UDA)	
	2016	2017
April	98	224
May	917	1,356
June	1,817	2,177
July	3,501	3,612
August	5,267	4,229
September	6,149	6,093
October	7,418	7,445
November	8,606	9,106
December	10,483	9,983
January	11,862	
February	14,210	
March	15,421	
April	16,292	
May	16,500	
June	16,622	

### QUALITY

	Quantity	Base Number	Contract	AT	Region	England
% of FP17s for the same patient ID Re-attending within 3 months - Children	87	1,341	6.5%	10.7%	13.4%	12.4%
% of FP17s for the same patient ID Re-attending within 3 months - Adults	509	4,241	12.0%	15.4%	17.3%	16.6%
% of FP17s for the same patient ID Re-attending between 3 & 9 months - Children	326	1,341	24.3%	58.5%	58.9%	57.5%
% of FP17s for the same patient ID Re-attending between 3 & 9 months - Adults	1,118	4,241	26.4%	52.8%	52.5%	50.4%
% of FP17s for Band 1 Urgent Courses	1,728	5,005	34.5%	7.6%	9.3%	9.1%
% of FP17s Relating to Free Repair or Replacements	36	5,005	0.7%	1.3%	1.0%	0.8%
% of FP17s Relating to Continuations	18	5,005	0.4%	1.6%	1.5%	1.3%
% of Patients satisfied with the dentistry they have received	11	13	84.6%	94.2%	93.1%	92.7%
% of Patients satisfied with the time they had to wait for an appointment	12	13	92.3%	89.1%	89.8%	88.8%

\* This is based on patients treated on this contract for their most recent course of treatment. Figures in italics indicate the base number of FP17s or Patient Questionnaire responses are less than 100. N/A is shown where the base number of responses is less than 10 during the period. % is calculated as Quantity/Base number\*100

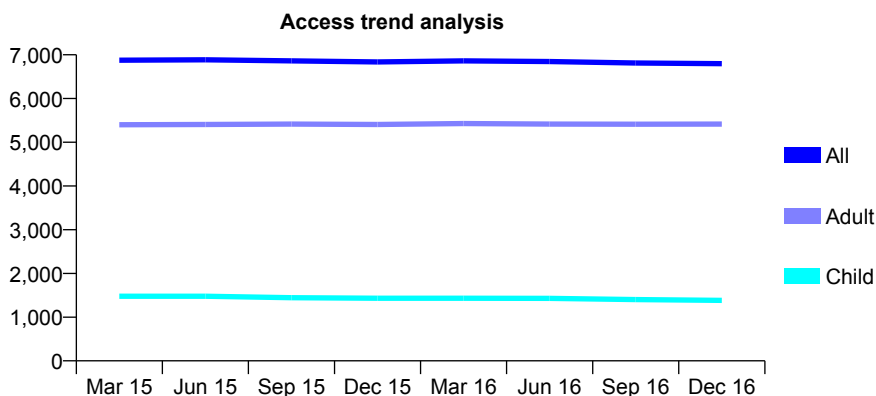
## Q51 - Vital Signs At a Glance Contract Report for 813192/0001 - December 2016

Name or company name	MR AJ RIPLEY
Contract type name	GDS Contract
Purpose of contract	General
Contract start date	01/04/2006
Contract end date	

16/17 Contracted general activity (UDA)	20,808
Carry forward general activity (UDA)	738
16/17 Contracted orthodontic activity (UOA)	0
Carry forward orthodontic activity (UOA)	0
Baseline contract value	£672,537.23

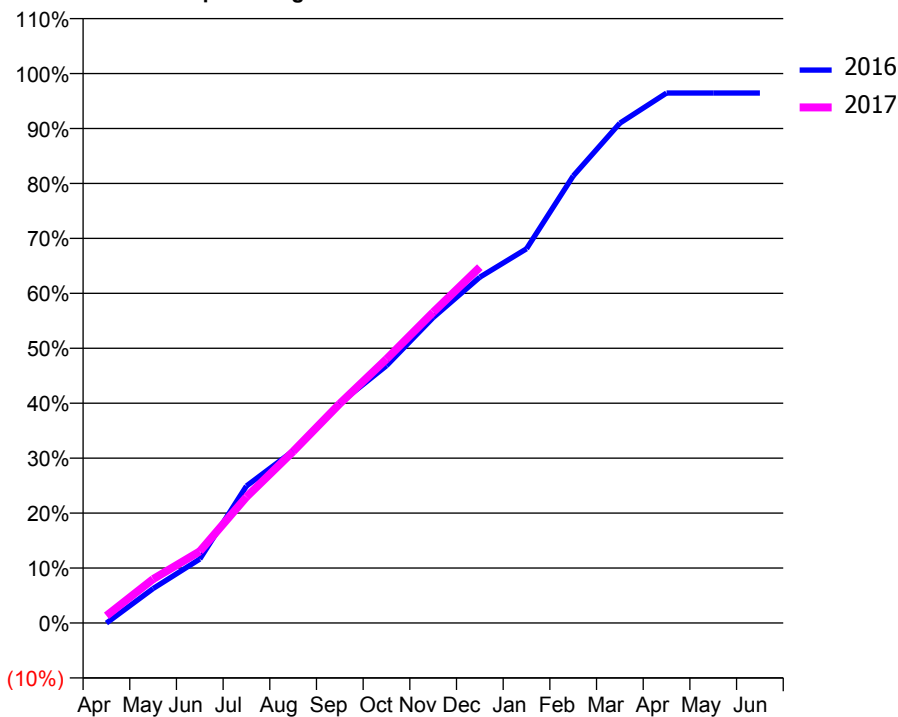
### ACCESS\*

Patients seen in 24 months	Total	Change since previous quarter
Quarter ending December 2015	6,838	
Quarter ending March 2016	6,862	→
Quarter ending June 2016	6,845	→
Quarter ending September 2016	6,812	→
Quarter ending December 2016	6,797	→
<b>Variance since December 2015</b>	<b>(0.6%)</b>	→



### ACTIVITY

Cumulative percentage of contracted UDA delivered 2016 & 2017



### QUALITY

	Quantity	Base Number	Contract	AT	Region	England
% of FP17s for the same patient ID Re-attending within 3 months - Children	107	1,497	7.1%	10.7%	13.4%	12.4%
% of FP17s for the same patient ID Re-attending within 3 months - Adults	694	5,477	12.7%	15.4%	17.3%	16.6%
% of FP17s for the same patient ID Re-attending between 3 & 9 months - Children	856	1,497	57.2%	58.5%	58.9%	57.5%
% of FP17s for the same patient ID Re-attending between 3 & 9 months - Adults	3,075	5,477	56.1%	52.8%	52.5%	50.4%
% of FP17s for Band 1 Urgent Courses	360	6,521	5.5%	7.6%	9.3%	9.1%
% of FP17s Relating to Free Repair or Replacements	84	6,521	1.3%	1.3%	1.0%	0.8%
% of FP17s Relating to Continuations	174	6,521	2.7%	1.6%	1.5%	1.3%
% of Patients satisfied with the dentistry they have received	12	12	100.0%	94.2%	93.1%	92.7%
% of Patients satisfied with the time they had to wait for an appointment	7	12	58.3%	89.1%	89.8%	88.8%

\* This is based on patients treated on this contract for their most recent course of treatment. Figures in italics indicate the base number of FP17s or Patient Questionnaire responses are less than 100. N/A is shown where the base number of responses is less than 10 during the period. % is calculated as Quantity/Base number\*100



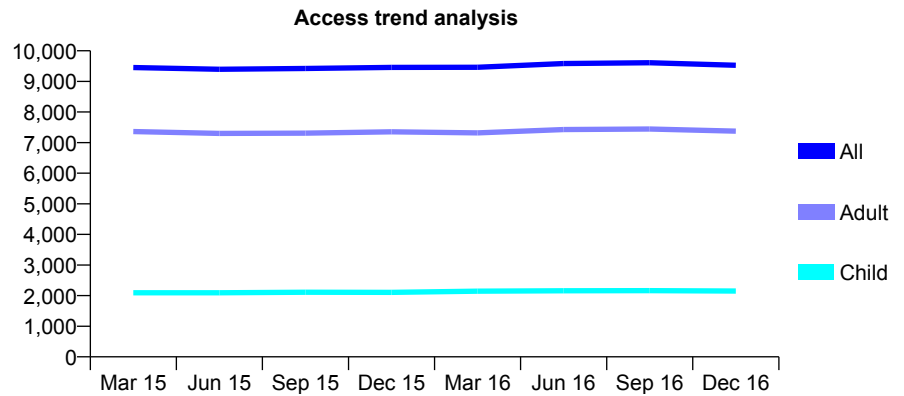
## Q51 - Vital Signs At a Glance Contract Report for 813737/0001 - December 2016

Name or company name	MR KO DAVIES
Contract type name	GDS Contract
Purpose of contract	General
Contract start date	05/05/2006
Contract end date	

16/17 Contracted general activity (UDA)	30,985
Carry forward general activity (UDA)	0
16/17 Contracted orthodontic activity (UOA)	0
Carry forward orthodontic activity (UOA)	0
Baseline contract value	£857,285.40

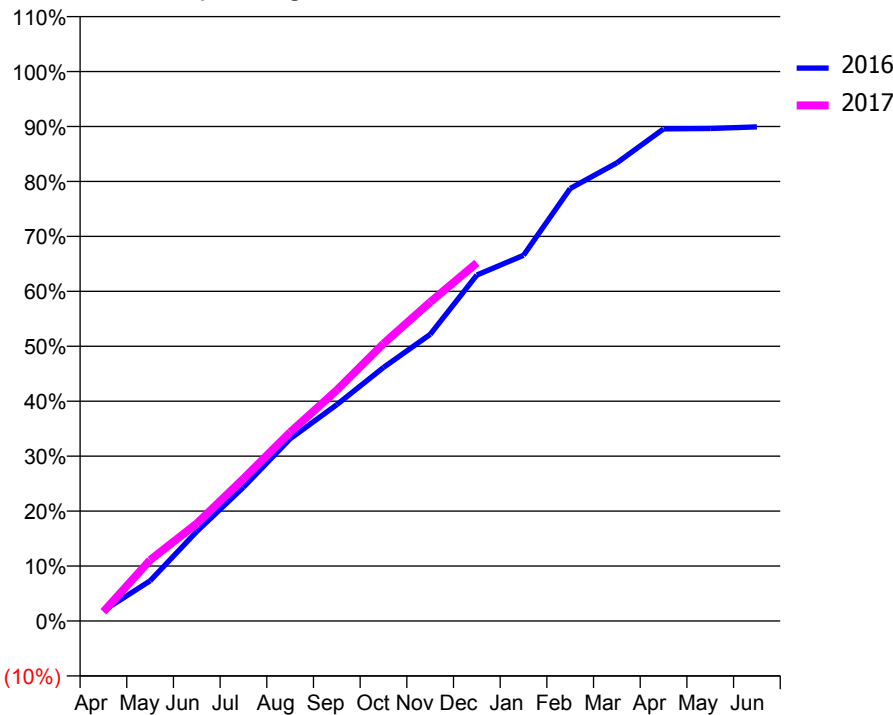
### ACCESS\*

Patients seen in 24 months	Total	Change since previous quarter
Quarter ending December 2015	9,459	
Quarter ending March 2016	9,462	→
Quarter ending June 2016	9,586	→
Quarter ending September 2016	9,609	→
Quarter ending December 2016	9,526	→
<b>Variance since December 2015</b>	<b>0.7%</b>	<b>→</b>



### ACTIVITY

Cumulative percentage of contracted UDA delivered 2016 & 2017



Month	Adjusted Scheduled Activity (UDA)	
	2016	2017
April	585	520
May	2,269	3,442
June	5,048	5,499
July	7,548	8,026
August	10,274	10,643
September	12,199	13,022
October	14,299	15,641
November	16,160	17,980
December	19,508	20,194
January	20,623	
February	24,388	
March	25,831	
April	27,748	
May	27,774	
June	27,864	

### QUALITY

	Quantity	Base Number	Contract	AT	Region	England
% of FP17s for the same patient ID Re-attending within 3 months - Children	154	2,362	6.5%	10.7%	13.4%	12.4%
% of FP17s for the same patient ID Re-attending within 3 months - Adults	1,342	8,637	15.5%	15.4%	17.3%	16.6%
% of FP17s for the same patient ID Re-attending between 3 & 9 months - Children	1,435	2,362	60.8%	58.5%	58.9%	57.5%
% of FP17s for the same patient ID Re-attending between 3 & 9 months - Adults	5,027	8,637	58.2%	52.8%	52.5%	50.4%
% of FP17s for Band 1 Urgent Courses	479	9,828	4.9%	7.6%	9.3%	9.1%
% of FP17s Relating to Free Repair or Replacements	308	9,828	3.1%	1.3%	1.0%	0.8%
% of FP17s Relating to Continuations	144	9,828	1.5%	1.6%	1.5%	1.3%
% of Patients satisfied with the dentistry they have received	18	18	100.0%	94.2%	93.1%	92.7%
% of Patients satisfied with the time they had to wait for an appointment	17	18	94.4%	89.1%	89.8%	88.8%

\* This is based on patients treated on this contract for their most recent course of treatment. Figures in italics indicate the base number of FP17s or Patient Questionnaire responses are less than 100. N/A is shown where the base number of responses is less than 10 during the period. % is calculated as Quantity/Base number\*100

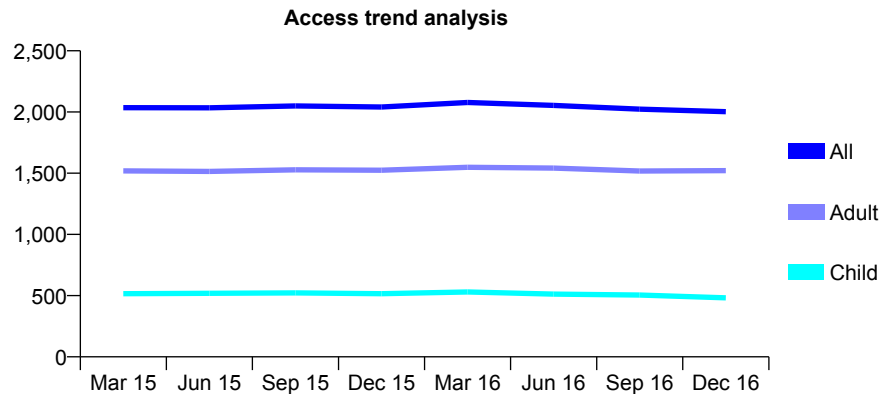
## Q51 - Vital Signs At a Glance Contract Report for 822280/0001 - December 2016

Name or company name	MR RN KYNMAN
Contract type name	GDS Contract
Purpose of contract	General
Contract start date	01/04/2006
Contract end date	

16/17 Contracted general activity (UDA)	5,711
Carry forward general activity (UDA)	-21
16/17 Contracted orthodontic activity (UOA)	0
Carry forward orthodontic activity (UOA)	0
Baseline contract value	£139,677.59

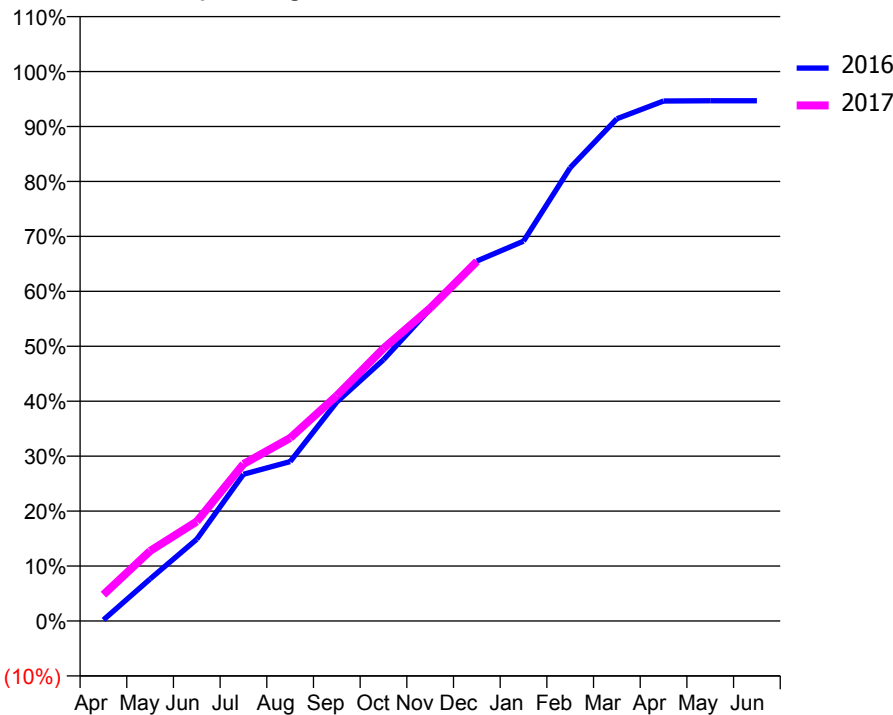
### ACCESS\*

Patients seen in 24 months	Total	Change since previous quarter
Quarter ending December 2015	2,041	
Quarter ending March 2016	2,078	→
Quarter ending June 2016	2,054	↓
Quarter ending September 2016	2,023	↓
Quarter ending December 2016	2,003	→
<b>Variance since December 2015</b>	<b>(1.9%)</b>	<b>↓</b>



### ACTIVITY

Cumulative percentage of contracted UDA delivered 2016 & 2017



Month	Adjusted Scheduled Activity (UDA)	
	2016	2017
April	12	274
May	437	728
June	851	1,035
July	1,525	1,632
August	1,657	1,902
September	2,276	2,343
October	2,716	2,833
November	3,244	3,252
December	3,741	3,737
January	3,947	
February	4,711	
March	5,220	
April	5,404	
May	5,407	
June	5,407	

### QUALITY

	Quantity	Base Number	Contract	AT	Region	England
% of FP17s for the same patient ID Re-attending within 3 months - Children	25	565	4.4%	10.7%	13.4%	12.4%
% of FP17s for the same patient ID Re-attending within 3 months - Adults	173	1,657	10.4%	15.4%	17.3%	16.6%
% of FP17s for the same patient ID Re-attending between 3 & 9 months - Children	448	565	79.3%	58.5%	58.9%	57.5%
% of FP17s for the same patient ID Re-attending between 3 & 9 months - Adults	912	1,657	55.0%	52.8%	52.5%	50.4%
% of FP17s for Band 1 Urgent Courses	149	2,118	7.0%	7.6%	9.3%	9.1%
% of FP17s Relating to Free Repair or Replacements	15	2,118	0.7%	1.3%	1.0%	0.8%
% of FP17s Relating to Continuations	10	2,118	0.5%	1.6%	1.5%	1.3%
% of Patients satisfied with the dentistry they have received	1	1	N/A	94.2%	93.1%	92.7%
% of Patients satisfied with the time they had to wait for an appointment	1	1	N/A	89.1%	89.8%	88.8%

\* This is based on patients treated on this contract for their most recent course of treatment. Figures in italics indicate the base number of FP17s or Patient Questionnaire responses are less than 100. N/A is shown where the base number of responses is less than 10 during the period. % is calculated as Quantity/Base number\*100

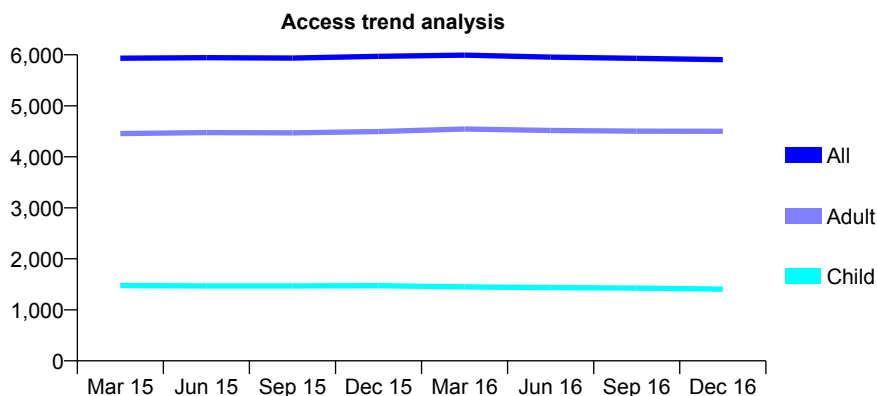
## Q51 - Vital Signs At a Glance Contract Report for 822280/0002 - December 2016

Name or company name	MR RN KYNMAN
Contract type name	GDS Contract
Purpose of contract	General
Contract start date	01/04/2006
Contract end date	

16/17 Contracted general activity (UDA)	18,470
Carry forward general activity (UDA)	-134
16/17 Contracted orthodontic activity (UOA)	0
Carry forward orthodontic activity (UOA)	0
Baseline contract value	£423,056.66

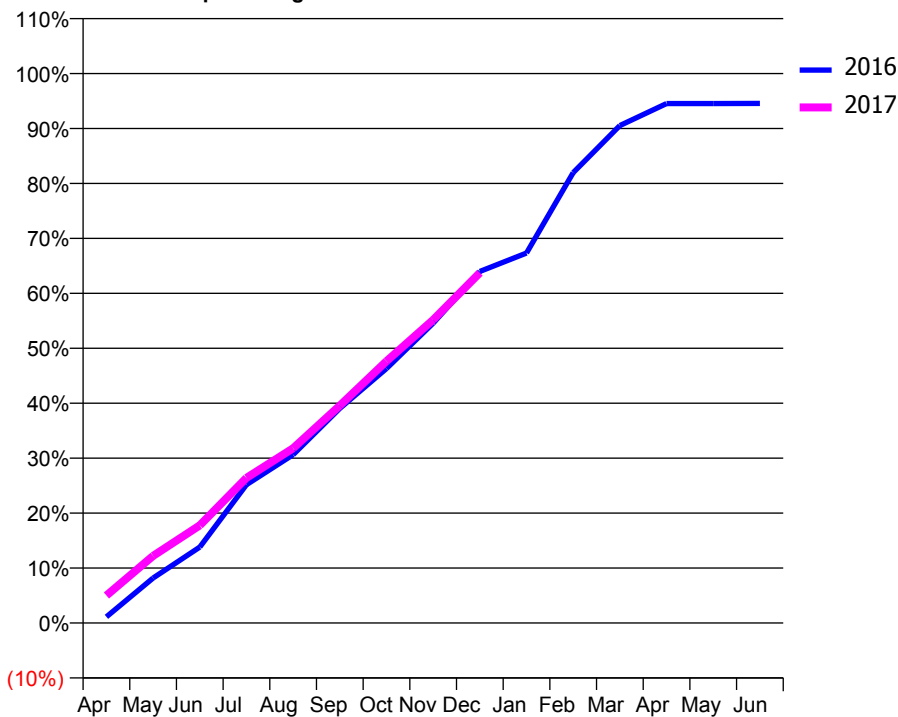
### ACCESS\*

Patients seen in 24 months	Total	Change since previous quarter
Quarter ending December 2015	5,969	
Quarter ending March 2016	5,993	→
Quarter ending June 2016	5,953	→
Quarter ending September 2016	5,930	→
Quarter ending December 2016	5,905	→
<b>Variance since December 2015</b>	<b>(1.1%)</b>	<b>↓</b>



### ACTIVITY

Cumulative percentage of contracted UDA delivered 2016 & 2017



Month	Adjusted Scheduled Activity (UDA)	
	2016	2017
April	209	928
May	1,512	2,257
June	2,555	3,284
July	4,650	4,879
August	5,657	5,875
September	7,216	7,307
October	8,553	8,802
November	10,077	10,191
December	11,817	11,771
January	12,434	
February	15,137	
March	16,722	
April	17,462	
May	17,461	
June	17,464	

### QUALITY

	Quantity	Base Number	Contract	AT	Region	England
% of FP17s for the same patient ID Re-attending within 3 months - Children	100	1,680	6.0%	10.7%	13.4%	12.4%
% of FP17s for the same patient ID Re-attending within 3 months - Adults	1,163	5,817	20.0%	15.4%	17.3%	16.6%
% of FP17s for the same patient ID Re-attending between 3 & 9 months - Children	1,210	1,680	72.0%	58.5%	58.9%	57.5%
% of FP17s for the same patient ID Re-attending between 3 & 9 months - Adults	3,466	5,817	59.6%	52.8%	52.5%	50.4%
% of FP17s for Band 1 Urgent Courses	874	7,125	12.3%	7.6%	9.3%	9.1%
% of FP17s Relating to Free Repair or Replacements	105	7,125	1.5%	1.3%	1.0%	0.8%
% of FP17s Relating to Continuations	43	7,125	0.6%	1.6%	1.5%	1.3%
% of Patients satisfied with the dentistry they have received	12	16	75.0%	94.2%	93.1%	92.7%
% of Patients satisfied with the time they had to wait for an appointment	15	16	93.8%	89.1%	89.8%	88.8%

\* This is based on patients treated on this contract for their most recent course of treatment. Figures in italics indicate the base number of FP17s or Patient Questionnaire responses are less than 100. N/A is shown where the base number of responses is less than 10 during the period. % is calculated as Quantity/Base number\*100

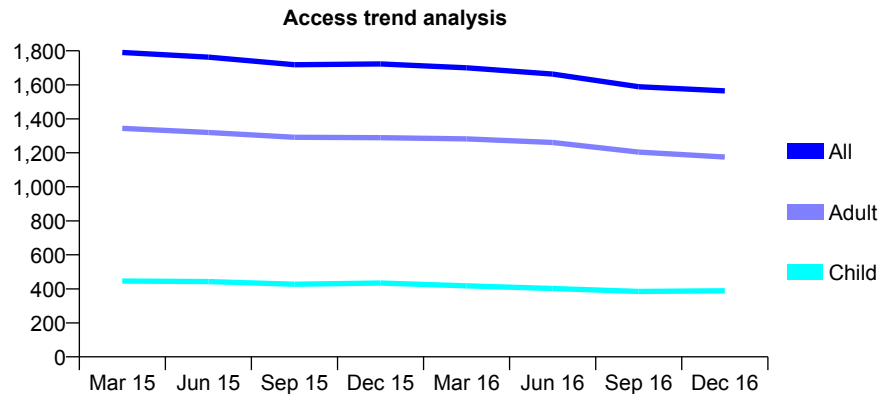
## Q51 - Vital Signs At a Glance Contract Report for 835498/0001 - December 2016

Name or company name	MR JA WARDY
Contract type name	GDS Contract
Purpose of contract	General
Contract start date	01/04/2006
Contract end date	

16/17 Contracted general activity (UDA)	6,500
Carry forward general activity (UDA)	171
16/17 Contracted orthodontic activity (UOA)	0
Carry forward orthodontic activity (UOA)	0
Baseline contract value	£176,628.04

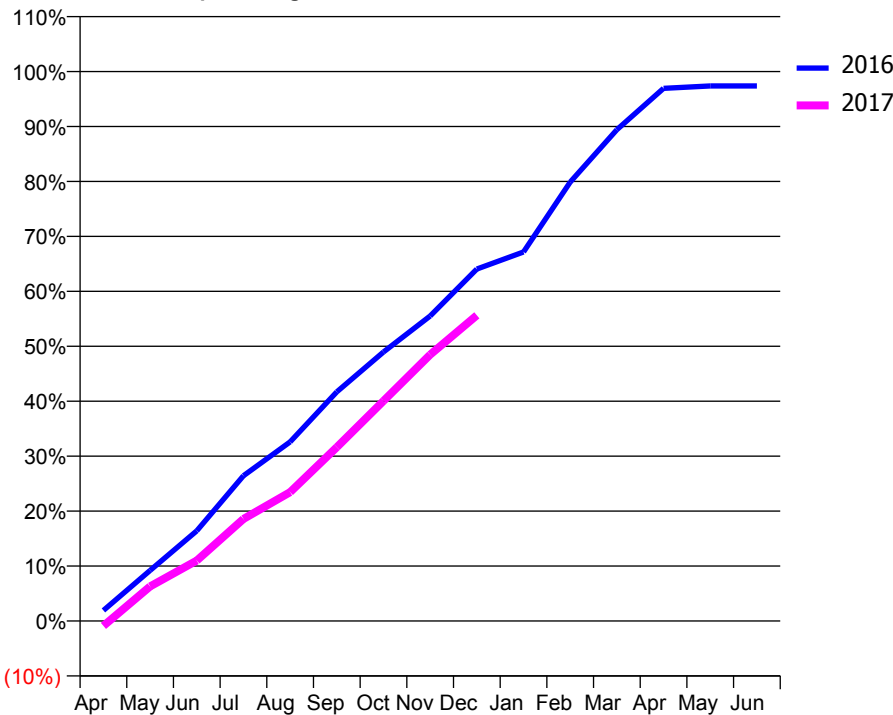
### ACCESS\*

Patients seen in 24 months	Total	Change since previous quarter
Quarter ending December 2015	1,723	
Quarter ending March 2016	1,700	↓
Quarter ending June 2016	1,663	↓
Quarter ending September 2016	1,589	↓
Quarter ending December 2016	1,564	↓
<b>Variance since December 2015</b>	<b>(9.2%)</b>	<b>↓</b>



### ACTIVITY

Cumulative percentage of contracted UDA delivered 2016 & 2017



Month	Adjusted Scheduled Activity (UDA)	
	2016	2017
April	126	-60
May	598	409
June	1,066	716
July	1,719	1,208
August	2,119	1,524
September	2,710	2,057
October	3,182	2,603
November	3,609	3,151
December	4,164	3,616
January	4,365	
February	5,193	
March	5,812	
April	6,300	
May	6,329	
June	6,329	

### QUALITY

	Quantity	Base Number	Contract	AT	Region	England
% of FP17s for the same patient ID Re-attending within 3 months - Children	120	536	22.4%	10.7%	13.4%	12.4%
% of FP17s for the same patient ID Re-attending within 3 months - Adults	199	1,104	18.0%	15.4%	17.3%	16.6%
% of FP17s for the same patient ID Re-attending between 3 & 9 months - Children	295	536	55.0%	58.5%	58.9%	57.5%
% of FP17s for the same patient ID Re-attending between 3 & 9 months - Adults	552	1,104	50.0%	52.8%	52.5%	50.4%
% of FP17s for Band 1 Urgent Courses	89	1,479	6.0%	7.6%	9.3%	9.1%
% of FP17s Relating to Free Repair or Replacements	14	1,479	0.9%	1.3%	1.0%	0.8%
% of FP17s Relating to Continuations	31	1,479	2.1%	1.6%	1.5%	1.3%
% of Patients satisfied with the dentistry they have received	4	5	N/A	94.2%	93.1%	92.7%
% of Patients satisfied with the time they had to wait for an appointment	4	5	N/A	89.1%	89.8%	88.8%

\* This is based on patients treated on this contract for their most recent course of treatment. Figures in italics indicate the base number of FP17s or Patient Questionnaire responses are less than 100. N/A is shown where the base number of responses is less than 10 during the period. % is calculated as Quantity/Base number\*100

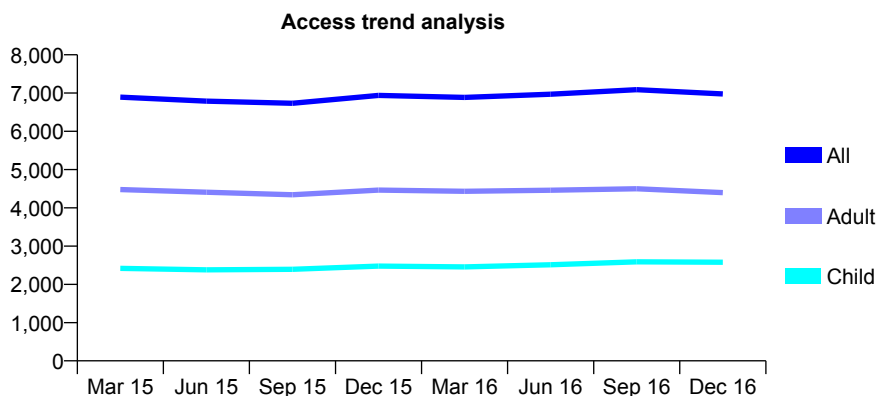
## Q51 - Vital Signs At a Glance Contract Report for 848131/0001 - December 2016

Name or company name	MR V ORLIAKLIS
Contract type name	GDS Contract
Purpose of contract	General
Contract start date	01/04/2006
Contract end date	

16/17 Contracted general activity (UDA)	19,582
Carry forward general activity (UDA)	-207
16/17 Contracted orthodontic activity (UOA)	0
Carry forward orthodontic activity (UOA)	0
Baseline contract value	£587,304.05

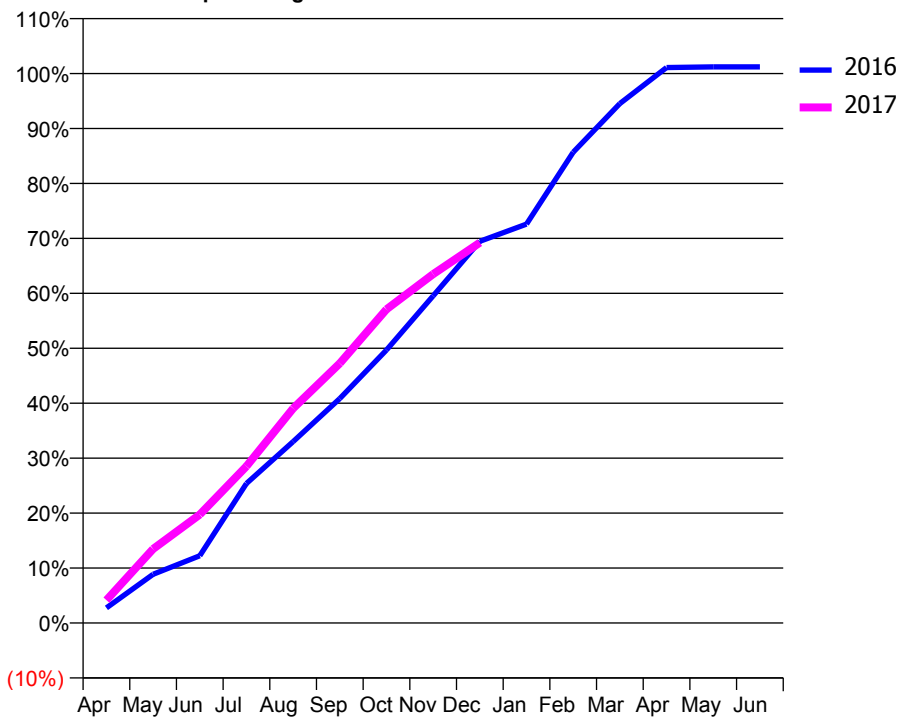
### ACCESS\*

Patients seen in 24 months	Total	Change since previous quarter
Quarter ending December 2015	6,939	
Quarter ending March 2016	6,888	→
Quarter ending June 2016	6,970	→
Quarter ending September 2016	7,087	→
Quarter ending December 2016	6,976	↓
<b>Variance since December 2015</b>	<b>0.5%</b>	<b>→</b>



### ACTIVITY

Cumulative percentage of contracted UDA delivered 2016 & 2017



Month	Adjusted Scheduled Activity (UDA)	
	2016	2017
April	538	816
May	1,735	2,640
June	2,396	3,863
July	4,972	5,586
August	6,465	7,647
September	7,998	9,254
October	9,731	11,181
November	11,660	12,433
December	13,604	13,555
January	14,217	
February	16,775	
March	18,514	
April	19,792	
May	19,818	
June	19,820	

### QUALITY

	Quantity	Base Number	Contract	AT	Region	England
% of FP17s for the same patient ID Re-attending within 3 months - Children	325	2,647	12.3%	10.7%	13.4%	12.4%
% of FP17s for the same patient ID Re-attending within 3 months - Adults	606	4,174	14.5%	15.4%	17.3%	16.6%
% of FP17s for the same patient ID Re-attending between 3 & 9 months - Children	1,275	2,647	48.2%	58.5%	58.9%	57.5%
% of FP17s for the same patient ID Re-attending between 3 & 9 months - Adults	2,111	4,174	50.6%	52.8%	52.5%	50.4%
% of FP17s for Band 1 Urgent Courses	249	5,936	4.2%	7.6%	9.3%	9.1%
% of FP17s Relating to Free Repair or Replacements	23	5,936	0.4%	1.3%	1.0%	0.8%
% of FP17s Relating to Continuations	78	5,936	1.3%	1.6%	1.5%	1.3%
% of Patients satisfied with the dentistry they have received	7	7	N/A	94.2%	93.1%	92.7%
% of Patients satisfied with the time they had to wait for an appointment	5	7	N/A	89.1%	89.8%	88.8%

\* This is based on patients treated on this contract for their most recent course of treatment. Figures in italics indicate the base number of FP17s or Patient Questionnaire responses are less than 100. N/A is shown where the base number of responses is less than 10 during the period. % is calculated as Quantity/Base number\*100

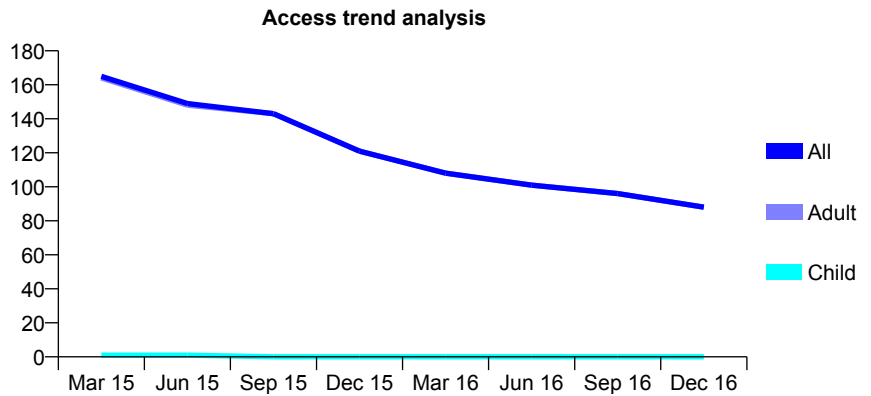
## Q51 - Vital Signs At a Glance Contract Report for 848131/0002 - December 2016

Name or company name	MR V ORLIAKLIS
Contract type name	GDS Contract
Purpose of contract	General
Contract start date	01/04/2008
Contract end date	

16/17 Contracted general activity (UDA)	450
Carry forward general activity (UDA)	0
16/17 Contracted orthodontic activity (UOA)	0
Carry forward orthodontic activity (UOA)	0
Baseline contract value	£27,083.52

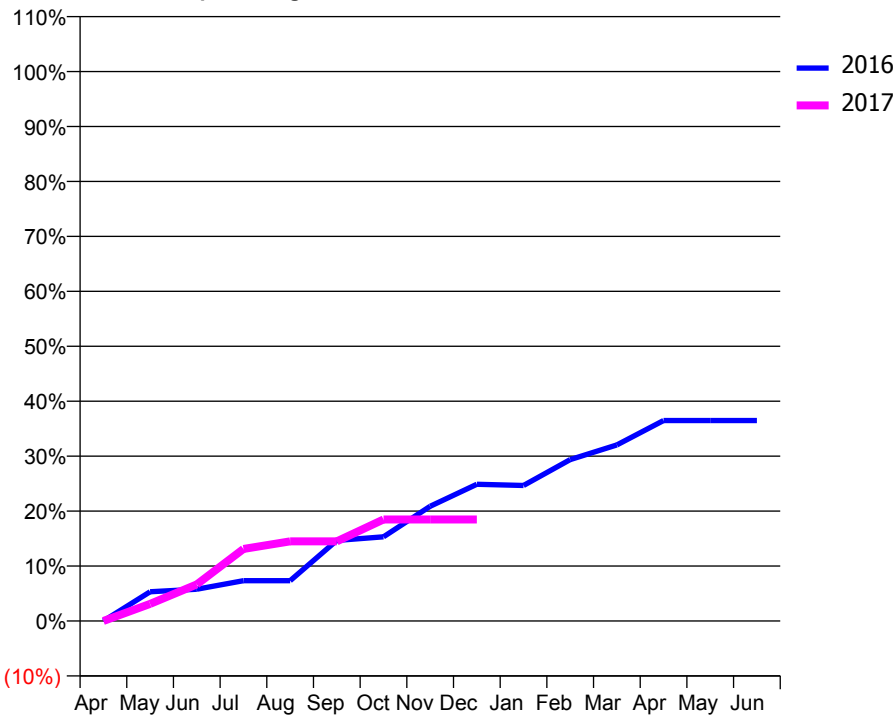
### ACCESS\*

Patients seen in 24 months	Total	Change since previous quarter
Quarter ending December 2015	121	
Quarter ending March 2016	108	↓
Quarter ending June 2016	101	↓
Quarter ending September 2016	96	↓
Quarter ending December 2016	88	↓
<b>Variance since December 2015</b>	<b>(27.3%)</b>	<b>↓</b>



### ACTIVITY

Cumulative percentage of contracted UDA delivered 2016 & 2017



Month	Adjusted Scheduled Activity (UDA)	
	2016	2017
April	0	0
May	24	14
June	26	30
July	33	59
August	33	65
September	66	65
October	69	83
November	94	83
December	112	83
January	111	
February	132	
March	144	
April	164	
May	164	
June	164	

### QUALITY

	Quantity	Base Number	Contract	AT	Region	England
% of FP17s for the same patient ID Re-attending within 3 months - Children	0	0	N/A	10.7%	13.4%	12.4%
% of FP17s for the same patient ID Re-attending within 3 months - Adults	0	35	0.0%	15.4%	17.3%	16.6%
% of FP17s for the same patient ID Re-attending between 3 & 9 months - Children	0	0	N/A	58.5%	58.9%	57.5%
% of FP17s for the same patient ID Re-attending between 3 & 9 months - Adults	3	35	8.6%	52.8%	52.5%	50.4%
% of FP17s for Band 1 Urgent Courses	1	28	3.6%	7.6%	9.3%	9.1%
% of FP17s Relating to Free Repair or Replacements	0	28	0.0%	1.3%	1.0%	0.8%
% of FP17s Relating to Continuations	0	28	0.0%	1.6%	1.5%	1.3%
% of Patients satisfied with the dentistry they have received	0	0	N/A	94.2%	93.1%	92.7%
% of Patients satisfied with the time they had to wait for an appointment	0	0	N/A	89.1%	89.8%	88.8%

\* This is based on patients treated on this contract for their most recent course of treatment. Figures in italics indicate the base number of FP17s or Patient Questionnaire responses are less than 100. N/A is shown where the base number of responses is less than 10 during the period. % is calculated as Quantity/Base number\*100

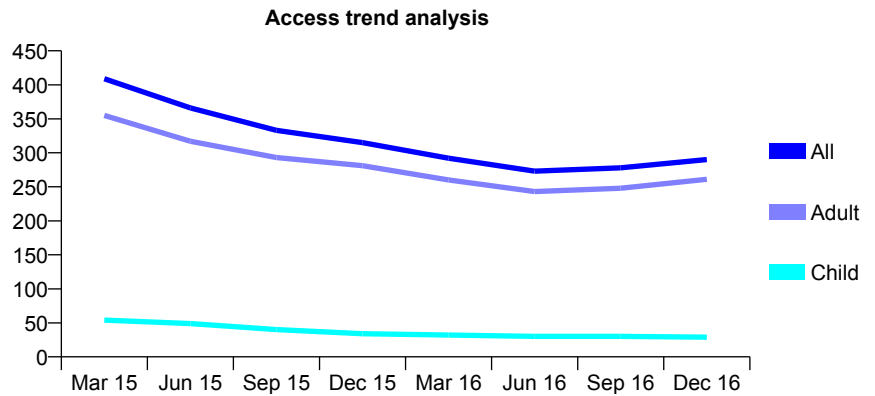
## Q51 - Vital Signs At a Glance Contract Report for 848131/0004 - December 2016

Name or company name	MR V ORLIAKLIS
Contract type name	PDS Plus Contract
Purpose of contract	General
Contract start date	01/02/2011
Contract end date	31/03/2017

16/17 Contracted general activity (UDA)	2,000
Carry forward general activity (UDA)	0
16/17 Contracted orthodontic activity (UOA)	0
Carry forward orthodontic activity (UOA)	0
Baseline contract value	£126,671.86

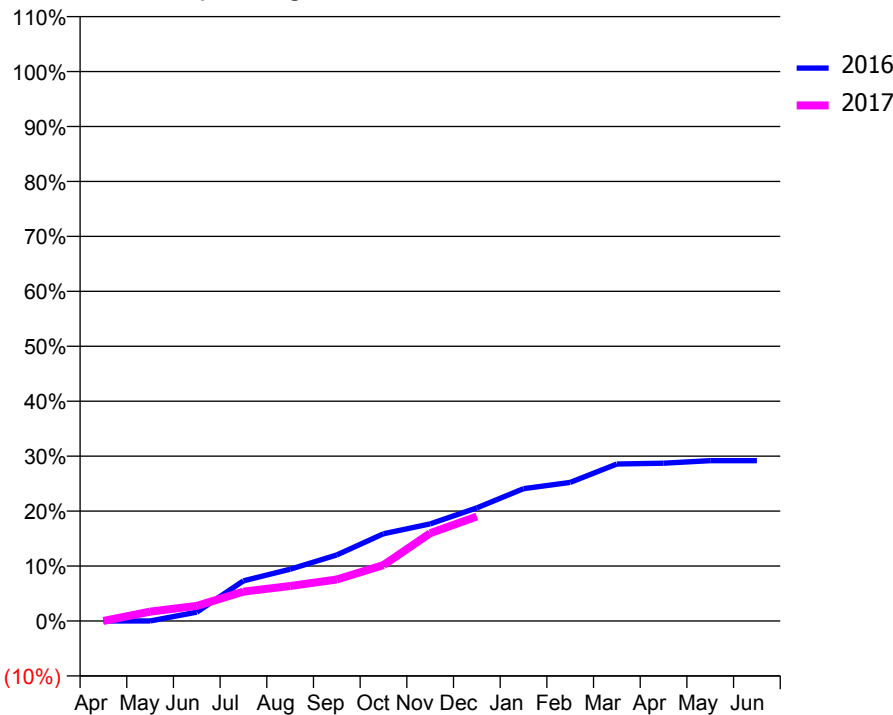
### ACCESS\*

Patients seen in 24 months	Total	Change since previous quarter
Quarter ending December 2015	315	
Quarter ending March 2016	292	↓
Quarter ending June 2016	273	↓
Quarter ending September 2016	278	→
Quarter ending December 2016	290	↑
<b>Variance since December 2015</b>	<b>(7.9%)</b>	<b>↓</b>



### ACTIVITY

Cumulative percentage of contracted UDA delivered 2016 & 2017



Month	Adjusted Scheduled Activity (UDA)	
	2016	2017
April	0	0
May	0	34
June	32	55
July	146	107
August	188	127
September	241	151
October	318	203
November	354	319
December	412	380
January	482	
February	505	
March	572	
April	575	
May	584	
June	584	

### QUALITY

	Quantity	Base Number	Contract	AT	Region	England
% of FP17s for the same patient ID Re-attending within 3 months - Children	0	20	0.0%	10.7%	13.4%	12.4%
% of FP17s for the same patient ID Re-attending within 3 months - Adults	12	195	6.2%	15.4%	17.3%	16.6%
% of FP17s for the same patient ID Re-attending between 3 & 9 months - Children	6	20	30.0%	58.5%	58.9%	57.5%
% of FP17s for the same patient ID Re-attending between 3 & 9 months - Adults	66	195	33.8%	52.8%	52.5%	50.4%
% of FP17s for Band 1 Urgent Courses	2	193	1.0%	7.6%	9.3%	9.1%
% of FP17s Relating to Free Repair or Replacements	0	193	0.0%	1.3%	1.0%	0.8%
% of FP17s Relating to Continuations	0	193	0.0%	1.6%	1.5%	1.3%
% of Patients satisfied with the dentistry they have received	5	6	N/A	94.2%	93.1%	92.7%
% of Patients satisfied with the time they had to wait for an appointment	5	6	N/A	89.1%	89.8%	88.8%

\* This is based on patients treated on this contract for their most recent course of treatment. Figures in italics indicate the base number of FP17s or Patient Questionnaire responses are less than 100. N/A is shown where the base number of responses is less than 10 during the period. % is calculated as Quantity/Base number\*100



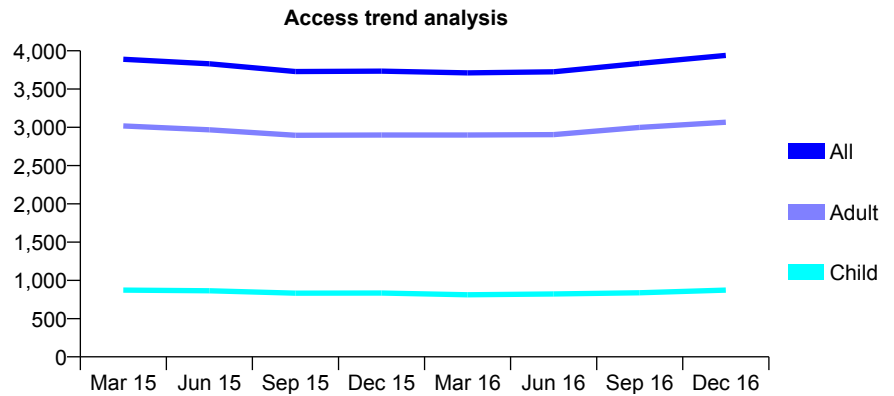
## Q51 - Vital Signs At a Glance Contract Report for 855650/0003 - December 2016

Name or company name	MISS F ARDABILI
Contract type name	GDS Contract
Purpose of contract	General
Contract start date	01/01/2012
Contract end date	

16/17 Contracted general activity (UDA)	11,500
Carry forward general activity (UDA)	88
16/17 Contracted orthodontic activity (UOA)	0
Carry forward orthodontic activity (UOA)	0
Baseline contract value	£296,772.64

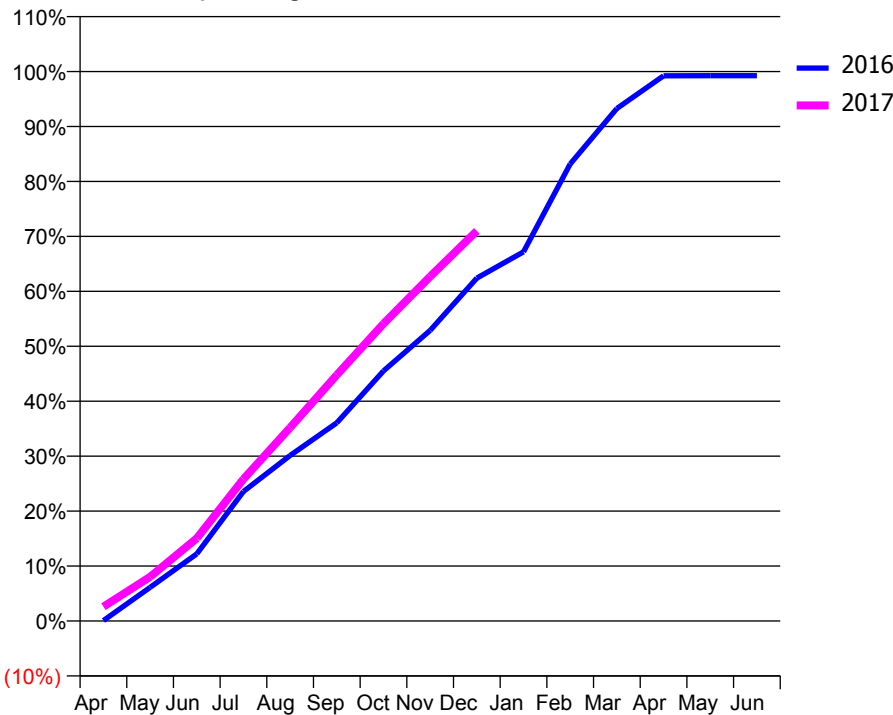
### ACCESS\*

Patients seen in 24 months	Total	Change since previous quarter
Quarter ending December 2015	3,734	
Quarter ending March 2016	3,712	→
Quarter ending June 2016	3,726	→
Quarter ending September 2016	3,835	↑
Quarter ending December 2016	3,939	↑
<b>Variance since December 2015</b>	<b>5.5%</b>	<b>↑</b>



### ACTIVITY

Cumulative percentage of contracted UDA delivered 2016 & 2017



Month	Adjusted Scheduled Activity (UDA)	
	2016	2017
April	8	300
May	705	926
June	1,406	1,733
July	2,711	2,970
August	3,465	4,048
September	4,149	5,149
October	5,233	6,222
November	6,082	7,210
December	7,175	8,163
January	7,726	
February	9,564	
March	10,725	
April	11,410	
May	11,412	
June	11,412	

### QUALITY

	Quantity	Base Number	Contract	AT	Region	England
% of FP17s for the same patient ID Re-attending within 3 months - Children	51	829	6.2%	10.7%	13.4%	12.4%
% of FP17s for the same patient ID Re-attending within 3 months - Adults	451	2,943	15.3%	15.4%	17.3%	16.6%
% of FP17s for the same patient ID Re-attending between 3 & 9 months - Children	386	829	46.6%	58.5%	58.9%	57.5%
% of FP17s for the same patient ID Re-attending between 3 & 9 months - Adults	1,371	2,943	46.6%	52.8%	52.5%	50.4%
% of FP17s for Band 1 Urgent Courses	185	3,541	5.2%	7.6%	9.3%	9.1%
% of FP17s Relating to Free Repair or Replacements	58	3,541	1.6%	1.3%	1.0%	0.8%
% of FP17s Relating to Continuations	75	3,541	2.1%	1.6%	1.5%	1.3%
% of Patients satisfied with the dentistry they have received	10	10	100.0%	94.2%	93.1%	92.7%
% of Patients satisfied with the time they had to wait for an appointment	8	10	80.0%	89.1%	89.8%	88.8%

\* This is based on patients treated on this contract for their most recent course of treatment. Figures in italics indicate the base number of FP17s or Patient Questionnaire responses are less than 100. N/A is shown where the base number of responses is less than 10 during the period. % is calculated as Quantity/Base number\*100

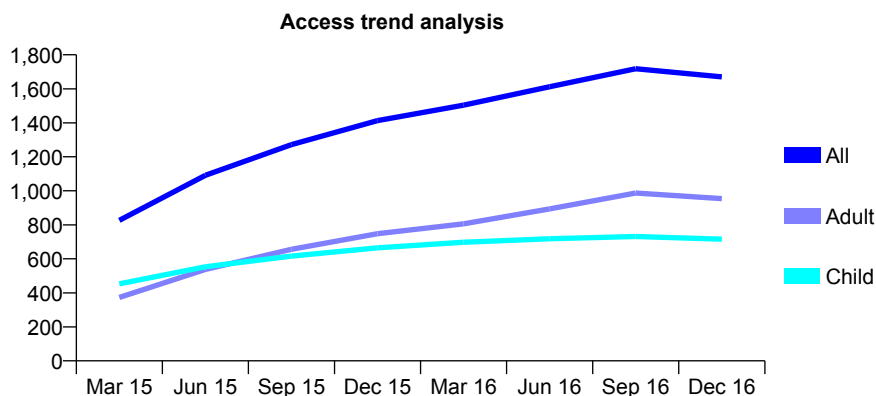
## Q51 - Vital Signs At a Glance Contract Report for 855650/0004 - December 2016

Name or company name	MISS F ARDABILI
Contract type name	GDS Contract
Purpose of contract	General
Contract start date	01/10/2014
Contract end date	

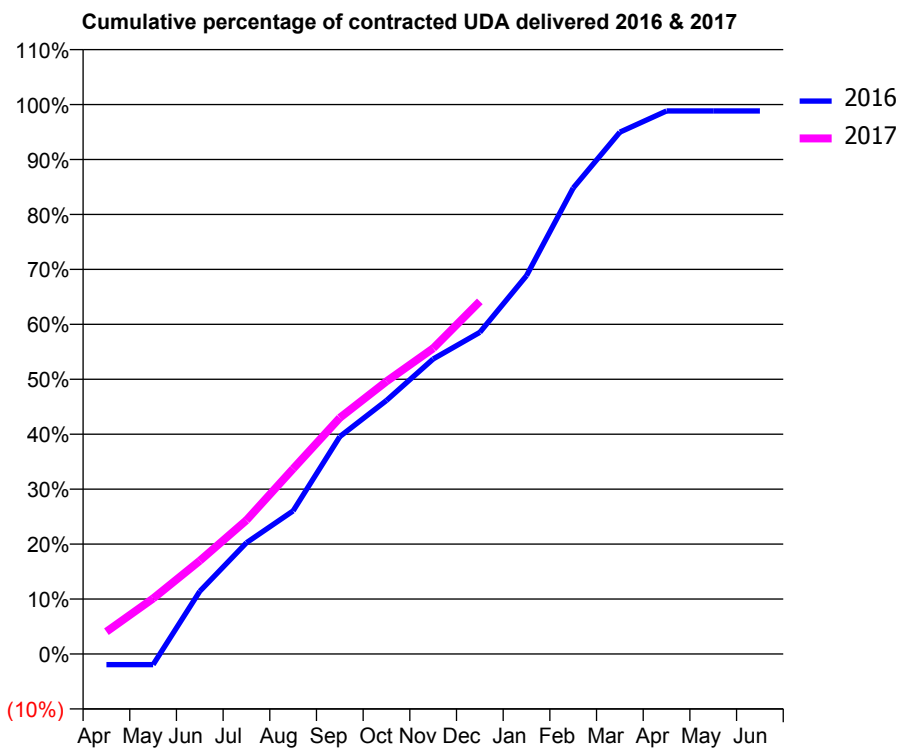
16/17 Contracted general activity (UDA)	2,042
Carry forward general activity (UDA)	24
16/17 Contracted orthodontic activity (UOA)	0
Carry forward orthodontic activity (UOA)	0
Baseline contract value	£52,696.49

### ACCESS\*

Patients seen in 24 months	Total	Change since previous quarter
Quarter ending December 2015	1,413	
Quarter ending March 2016	1,504	↑
Quarter ending June 2016	1,612	↑
Quarter ending September 2016	1,718	↑
Quarter ending December 2016	1,670	↓
<b>Variance since December 2015</b>	<b>18.2%</b>	<b>↑</b>



### ACTIVITY



Month	Adjusted Scheduled Activity (UDA)	
	2016	2017
April	-40	83
May	-40	206
June	233	346
July	413	497
August	532	689
September	808	878
October	942	1,013
November	1,097	1,136
December	1,196	1,310
January	1,406	
February	1,732	
March	1,939	
April	2,018	
May	2,018	
June	2,018	

### QUALITY

	Quantity	Base Number	Contract	AT	Region	England
% of FP17s for the same patient ID Re-attending within 3 months - Children	26	691	3.8%	10.7%	13.4%	12.4%
% of FP17s for the same patient ID Re-attending within 3 months - Adults	48	696	6.9%	15.4%	17.3%	16.6%
% of FP17s for the same patient ID Re-attending between 3 & 9 months - Children	415	691	60.1%	58.5%	58.9%	57.5%
% of FP17s for the same patient ID Re-attending between 3 & 9 months - Adults	329	696	47.3%	52.8%	52.5%	50.4%
% of FP17s for Band 1 Urgent Courses	6	799	0.8%	7.6%	9.3%	9.1%
% of FP17s Relating to Free Repair or Replacements	1	799	0.1%	1.3%	1.0%	0.8%
% of FP17s Relating to Continuations	7	799	0.9%	1.6%	1.5%	1.3%
% of Patients satisfied with the dentistry they have received	0	0	N/A	94.2%	93.1%	92.7%
% of Patients satisfied with the time they had to wait for an appointment	0	0	N/A	89.1%	89.8%	88.8%

\* This is based on patients treated on this contract for their most recent course of treatment. Figures in italics indicate the base number of FP17s or Patient Questionnaire responses are less than 100. N/A is shown where the base number of responses is less than 10 during the period. % is calculated as Quantity/Base number\*100

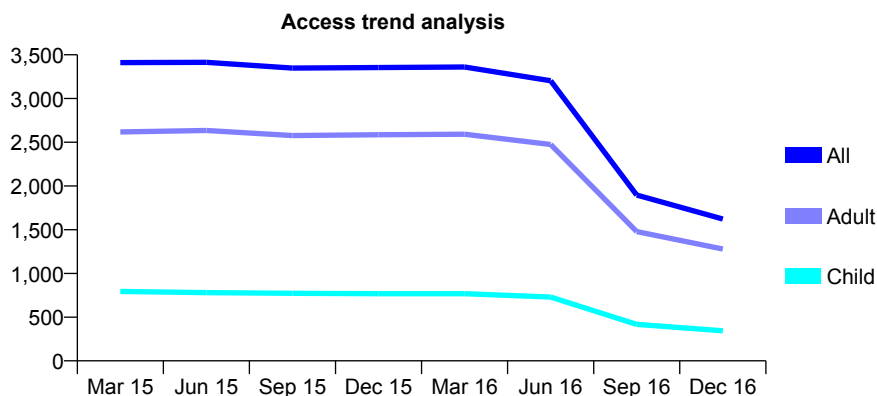
## Q51 - Vital Signs At a Glance Contract Report for 895334/0001 - December 2016

Name or company name	MR PJ CRYAN
Contract type name	GDS Contract
Purpose of contract	General
Contract start date	01/04/2006
Contract end date	30/04/2016

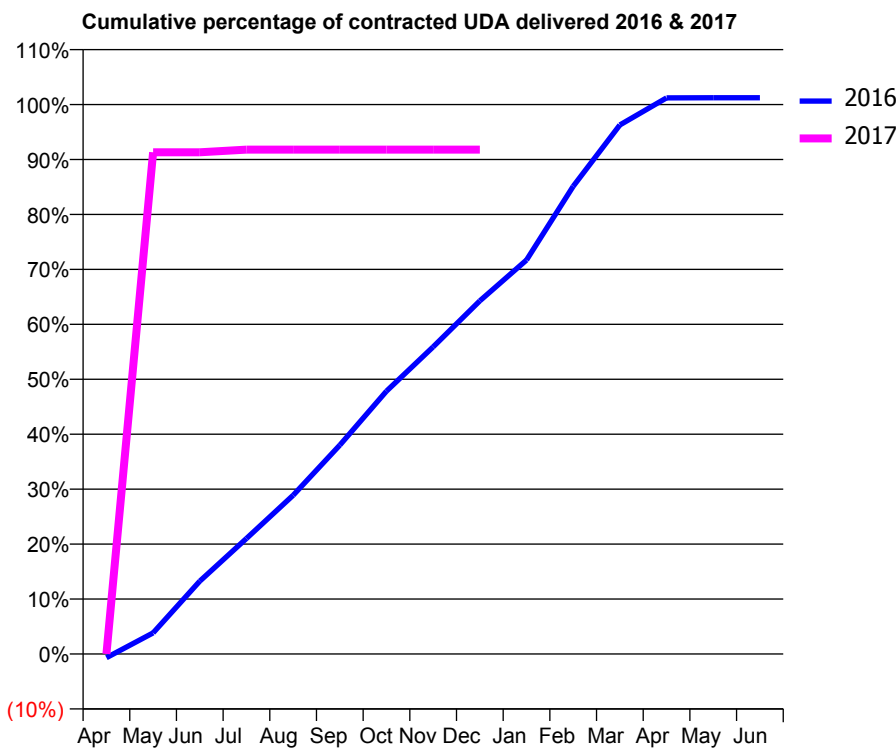
16/17 Contracted general activity (UDA)	633
Carry forward general activity (UDA)	0
16/17 Contracted orthodontic activity (UOA)	0
Carry forward orthodontic activity (UOA)	0
Baseline contract value	£17,919.72

### ACCESS\*

Patients seen in 24 months	Total	Change since previous quarter
Quarter ending December 2015	3,354	
Quarter ending March 2016	3,360	→
Quarter ending June 2016	3,204	↓
Quarter ending September 2016	1,896	↓
Quarter ending December 2016	1,622	↓
<b>Variance since December 2015</b>	<b>(51.6%)</b>	<b>↓</b>



### ACTIVITY



Month	Adjusted Scheduled Activity (UDA)	
	2016	2017
April	-52	0
May	292	578
June	1,008	578
July	1,598	581
August	2,195	581
September	2,889	581
October	3,636	581
November	4,248	581
December	4,884	581
January	5,449	
February	6,468	
March	7,316	
April	7,690	
May	7,692	
June	7,692	

### QUALITY

	Quantity	Base Number	Contract	AT	Region	England
% of FP17s for the same patient ID Re-attending within 3 months - Children	9	131	6.9%	10.7%	13.4%	12.4%
% of FP17s for the same patient ID Re-attending within 3 months - Adults	36	395	9.1%	15.4%	17.3%	16.6%
% of FP17s for the same patient ID Re-attending between 3 & 9 months - Children	69	131	52.7%	58.5%	58.9%	57.5%
% of FP17s for the same patient ID Re-attending between 3 & 9 months - Adults	175	395	44.3%	52.8%	52.5%	50.4%
% of FP17s for Band 1 Urgent Courses	10	309	3.2%	7.6%	9.3%	9.1%
% of FP17s Relating to Free Repair or Replacements	4	309	1.3%	1.3%	1.0%	0.8%
% of FP17s Relating to Continuations	4	309	1.3%	1.6%	1.5%	1.3%
% of Patients satisfied with the dentistry they have received	0	0	N/A	94.2%	93.1%	92.7%
% of Patients satisfied with the time they had to wait for an appointment	0	0	N/A	89.1%	89.8%	88.8%

\* This is based on patients treated on this contract for their most recent course of treatment. Figures in italics indicate the base number of FP17s or Patient Questionnaire responses are less than 100. N/A is shown where the base number of responses is less than 10 during the period. % is calculated as Quantity/Base number\*100

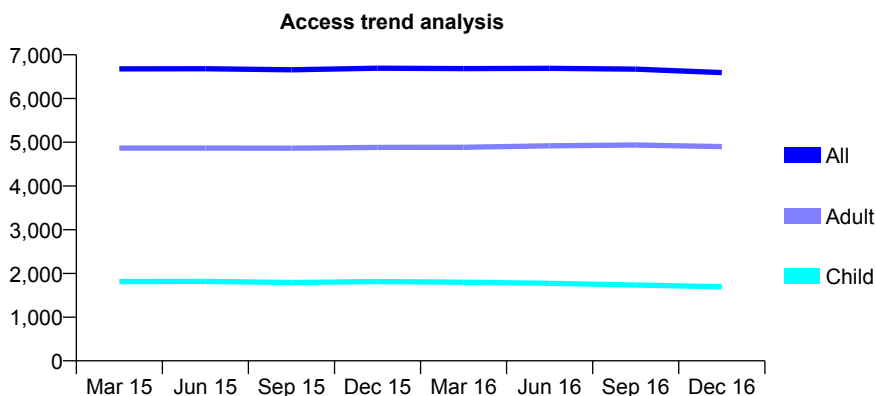
## Q51 - Vital Signs At a Glance Contract Report for 916889/0001 - December 2016

Name or company name	MR SG EMMS
Contract type name	GDS Contract
Purpose of contract	General and Orthodontic
Contract start date	01/04/2006
Contract end date	

16/17 Contracted general activity (UDA)	16,671
Carry forward general activity (UDA)	497
16/17 Contracted orthodontic activity (UOA)	525
Carry forward orthodontic activity (UOA)	-6
Baseline contract value	£505,795.31

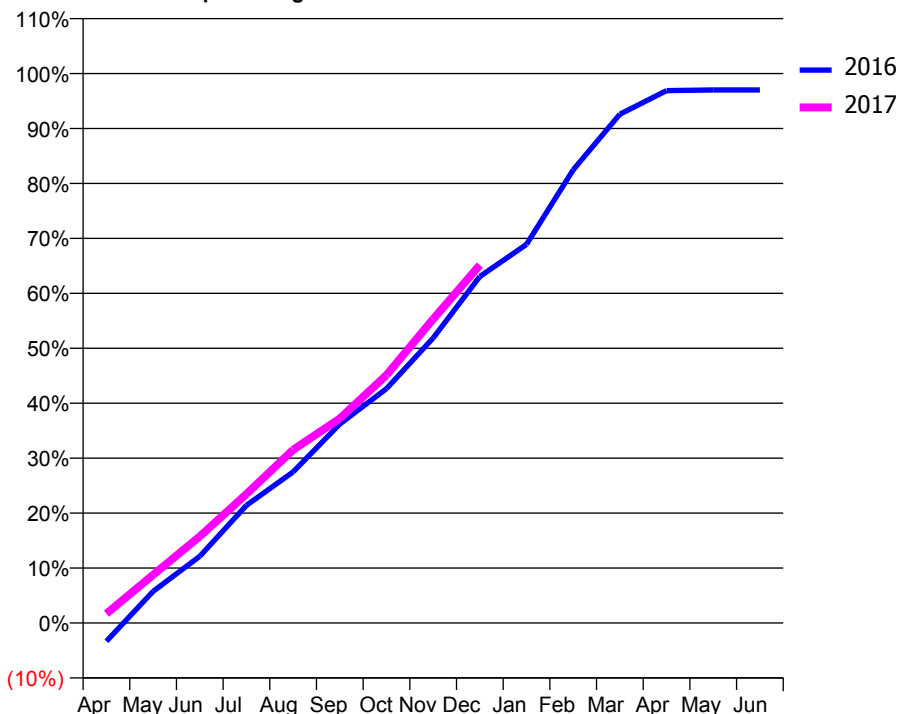
### ACCESS\*

Patients seen in 24 months	Total	Change since previous quarter
Quarter ending December 2015	6,694	
Quarter ending March 2016	6,683	→
Quarter ending June 2016	6,691	→
Quarter ending September 2016	6,671	→
Quarter ending December 2016	6,594	↓
<b>Variance since December 2015</b>	<b>(1.5%)</b>	<b>↓</b>



### ACTIVITY

Cumulative percentage of contracted UDA delivered 2016 & 2017



Month	Adjusted Scheduled Activity (UDA)	
	2016	2017
April	-557	287
May	963	1,464
June	2,026	2,626
July	3,569	3,913
August	4,587	5,257
September	6,038	6,205
October	7,109	7,524
November	8,649	9,220
December	10,514	10,862
January	11,487	
February	13,748	
March	15,437	
April	16,154	
May	16,172	
June	16,173	

### QUALITY

	Quantity	Base Number	Contract	AT	Region	England
% of FP17s for the same patient ID Re-attending within 3 months - Children	223	1,658	13.4%	10.7%	13.4%	12.4%
% of FP17s for the same patient ID Re-attending within 3 months - Adults	1,031	4,892	21.1%	15.4%	17.3%	16.6%
% of FP17s for the same patient ID Re-attending between 3 & 9 months - Children	709	1,658	42.8%	58.5%	58.9%	57.5%
% of FP17s for the same patient ID Re-attending between 3 & 9 months - Adults	2,020	4,892	41.3%	52.8%	52.5%	50.4%
% of FP17s for Band 1 Urgent Courses	615	5,799	10.6%	7.6%	9.3%	9.1%
% of FP17s Relating to Free Repair or Replacements	18	5,799	0.3%	1.3%	1.0%	0.8%
% of FP17s Relating to Continuations	22	5,799	0.4%	1.6%	1.5%	1.3%
% of Patients satisfied with the dentistry they have received	9	10	90.0%	94.2%	93.1%	92.7%
% of Patients satisfied with the time they had to wait for an appointment	9	10	90.0%	89.1%	89.8%	88.8%

\* This is based on patients treated on this contract for their most recent course of treatment. Figures in italics indicate the base number of FP17s or Patient Questionnaire responses are less than 100. N/A is shown where the base number of responses is less than 10 during the period. % is calculated as Quantity/Base number\*100

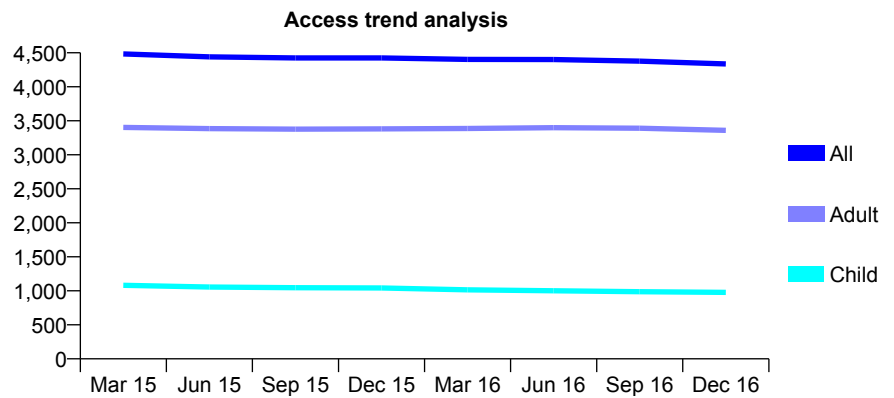
## Q51 - Vital Signs At a Glance Contract Report for 927554/0001 - December 2016

Name or company name	MR SI HODGSON
Contract type name	GDS Contract
Purpose of contract	General
Contract start date	01/06/2010
Contract end date	

16/17 Contracted general activity (UDA)	11,298
Carry forward general activity (UDA)	17
16/17 Contracted orthodontic activity (UOA)	0
Carry forward orthodontic activity (UOA)	0
Baseline contract value	£356,899.24

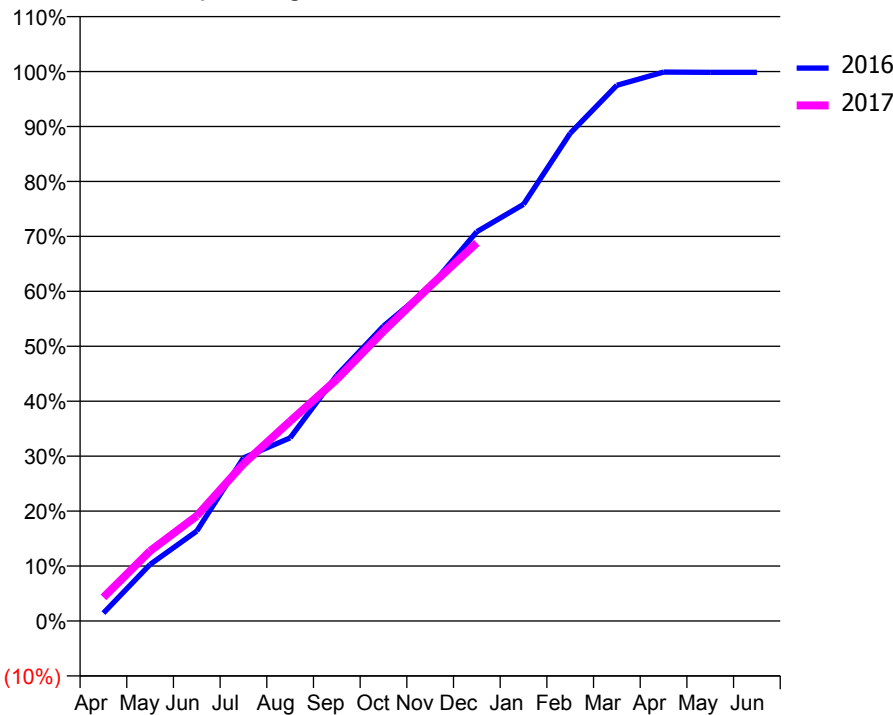
### ACCESS\*

Patients seen in 24 months	Total	Change since previous quarter
Quarter ending December 2015	4,424	
Quarter ending March 2016	4,402	→
Quarter ending June 2016	4,400	→
Quarter ending September 2016	4,378	→
Quarter ending December 2016	4,337	→
<b>Variance since December 2015</b>	<b>(2.0%)</b>	<b>↓</b>



### ACTIVITY

Cumulative percentage of contracted UDA delivered 2016 & 2017



Month	Adjusted Scheduled Activity (UDA)	
	2016	2017
April	161	486
May	1,155	1,441
June	1,835	2,163
July	3,328	3,232
August	3,736	4,107
September	5,011	4,970
October	6,015	5,960
November	6,815	6,885
December	7,941	7,775
January	8,497	
February	9,948	
March	10,926	
April	11,195	
May	11,191	
June	11,191	

### QUALITY

	Quantity	Base Number	Contract	AT	Region	England
% of FP17s for the same patient ID Re-attending within 3 months - Children	82	1,250	6.6%	10.7%	13.4%	12.4%
% of FP17s for the same patient ID Re-attending within 3 months - Adults	334	3,329	10.0%	15.4%	17.3%	16.6%
% of FP17s for the same patient ID Re-attending between 3 & 9 months - Children	919	1,250	73.5%	58.5%	58.9%	57.5%
% of FP17s for the same patient ID Re-attending between 3 & 9 months - Adults	1,962	3,329	58.9%	52.8%	52.5%	50.4%
% of FP17s for Band 1 Urgent Courses	379	4,441	8.5%	7.6%	9.3%	9.1%
% of FP17s Relating to Free Repair or Replacements	84	4,441	1.9%	1.3%	1.0%	0.8%
% of FP17s Relating to Continuations	3	4,441	0.1%	1.6%	1.5%	1.3%
% of Patients satisfied with the dentistry they have received	12	12	100.0%	94.2%	93.1%	92.7%
% of Patients satisfied with the time they had to wait for an appointment	11	12	91.7%	89.1%	89.8%	88.8%

\* This is based on patients treated on this contract for their most recent course of treatment. Figures in italics indicate the base number of FP17s or Patient Questionnaire responses are less than 100. N/A is shown where the base number of responses is less than 10 during the period. % is calculated as Quantity/Base number\*100

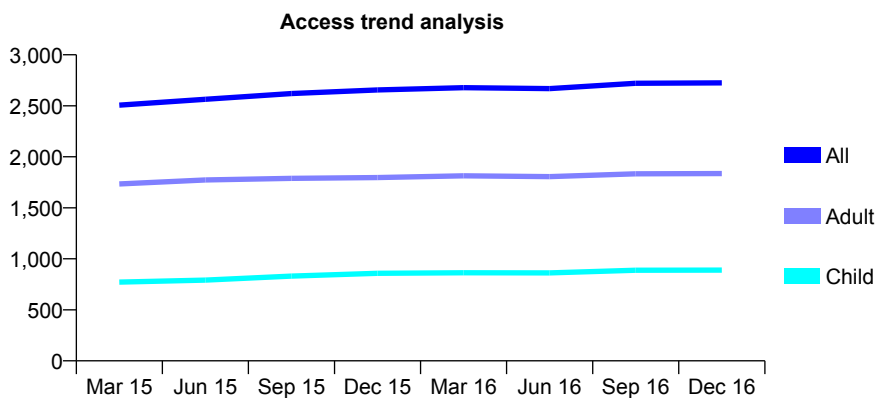
## Q51 - Vital Signs At a Glance Contract Report for 933333/0001 - December 2016

Name or company name	MR DA IGOE
Contract type name	GDS Contract
Purpose of contract	General
Contract start date	01/04/2006
Contract end date	

16/17 Contracted general activity (UDA)	7,226
Carry forward general activity (UDA)	-25
16/17 Contracted orthodontic activity (UOA)	0
Carry forward orthodontic activity (UOA)	0
Baseline contract value	£179,365.80

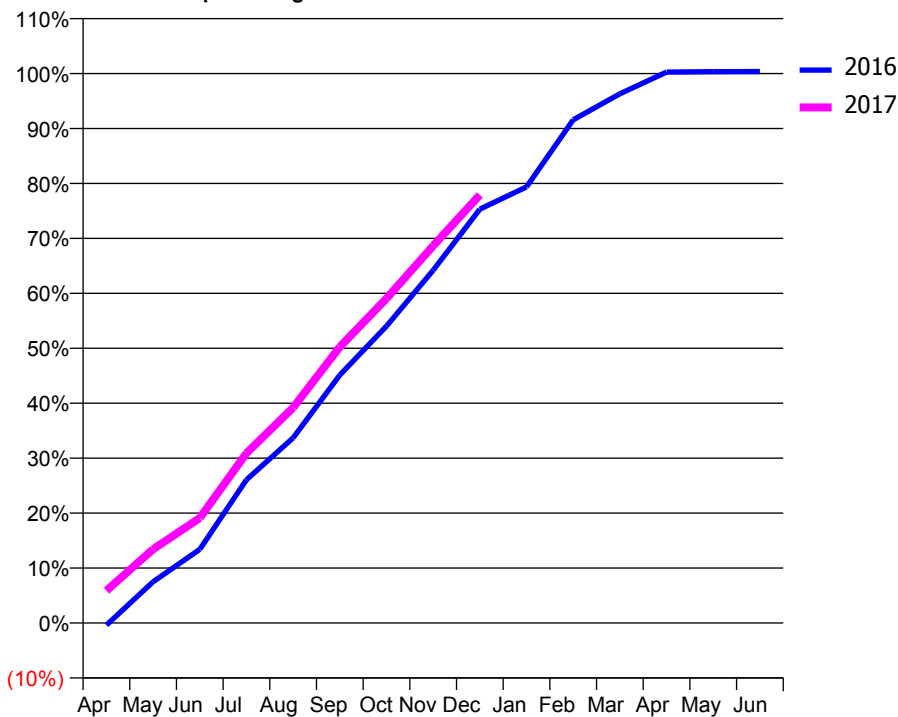
### ACCESS\*

Patients seen in 24 months	Total	Change since previous quarter
Quarter ending December 2015	2,655	
Quarter ending March 2016	2,678	→
Quarter ending June 2016	2,668	→
Quarter ending September 2016	2,721	→
Quarter ending December 2016	2,725	→
<b>Variance since December 2015</b>	<b>2.6%</b>	<b>↑</b>



### ACTIVITY

Cumulative percentage of contracted UDA delivered 2016 & 2017



Month	Adjusted Scheduled Activity (UDA)	
	2016	2017
April	-29	426
May	542	971
June	968	1,381
July	1,884	2,233
August	2,435	2,833
September	3,261	3,631
October	3,904	4,268
November	4,638	4,959
December	5,442	5,630
January	5,735	
February	6,617	
March	6,959	
April	7,245	
May	7,250	
June	7,251	

### QUALITY

	Quantity	Base Number	Contract	AT	Region	England
% of FP17s for the same patient ID Re-attending within 3 months - Children	116	1,137	10.2%	10.7%	13.4%	12.4%
% of FP17s for the same patient ID Re-attending within 3 months - Adults	322	2,200	14.6%	15.4%	17.3%	16.6%
% of FP17s for the same patient ID Re-attending between 3 & 9 months - Children	683	1,137	60.1%	58.5%	58.9%	57.5%
% of FP17s for the same patient ID Re-attending between 3 & 9 months - Adults	1,238	2,200	56.3%	52.8%	52.5%	50.4%
% of FP17s for Band 1 Urgent Courses	165	3,199	5.2%	7.6%	9.3%	9.1%
% of FP17s Relating to Free Repair or Replacements	30	3,199	0.9%	1.3%	1.0%	0.8%
% of FP17s Relating to Continuations	44	3,199	1.4%	1.6%	1.5%	1.3%
% of Patients satisfied with the dentistry they have received	6	6	N/A	94.2%	93.1%	92.7%
% of Patients satisfied with the time they had to wait for an appointment	6	6	N/A	89.1%	89.8%	88.8%

\* This is based on patients treated on this contract for their most recent course of treatment. Figures in italics indicate the base number of FP17s or Patient Questionnaire responses are less than 100. N/A is shown where the base number of responses is less than 10 during the period. % is calculated as Quantity/Base number\*100

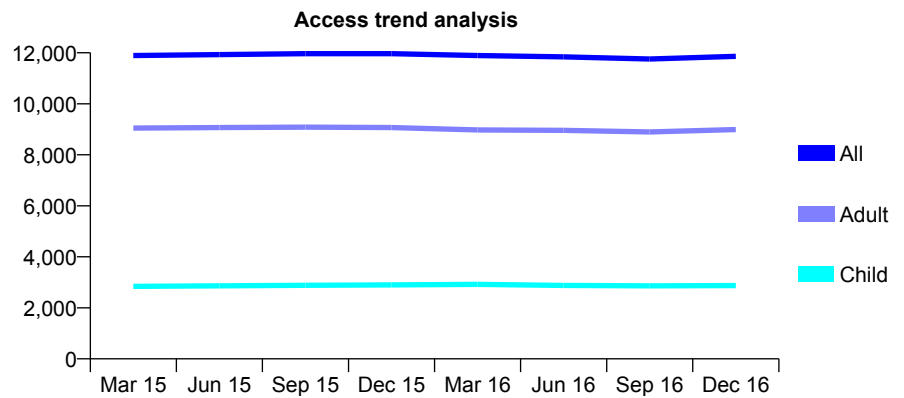
## Q51 - Vital Signs At a Glance Contract Report for 934801/0001 - December 2016

Name or company name	MR KS KHEHRA
Contract type name	GDS Contract
Purpose of contract	General
Contract start date	01/04/2006
Contract end date	

16/17 Contracted general activity (UDA)	37,726
Carry forward general activity (UDA)	-231
16/17 Contracted orthodontic activity (UOA)	0
Carry forward orthodontic activity (UOA)	0
Baseline contract value	£1,249,783.39

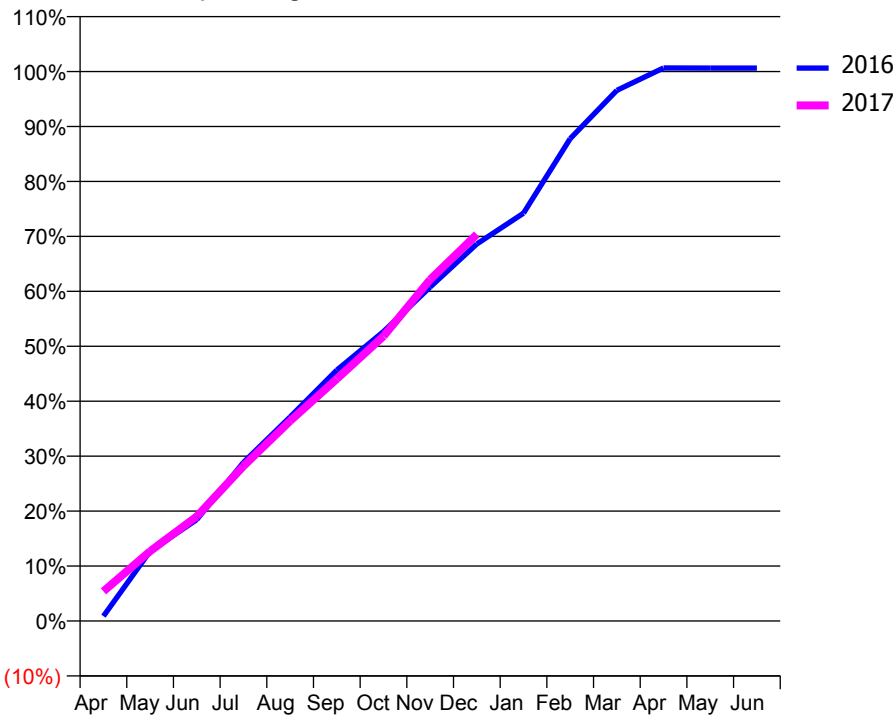
### ACCESS\*

Patients seen in 24 months	Total	Change since previous quarter
Quarter ending December 2015	11,965	
Quarter ending March 2016	11,894	→
Quarter ending June 2016	11,839	→
Quarter ending September 2016	11,759	→
Quarter ending December 2016	11,864	→
<b>Variance since December 2015</b>	<b>(0.8%)</b>	→



### ACTIVITY

Cumulative percentage of contracted UDA delivered 2016 & 2017



Month	Adjusted Scheduled Activity (UDA)	
	2016	2017
April	336	2,041
May	4,792	4,789
June	6,961	7,181
July	10,891	10,633
August	14,010	13,740
September	17,221	16,622
October	19,867	19,550
November	22,933	23,440
December	25,888	26,544
January	28,001	
February	33,115	
March	36,436	
April	37,966	
May	37,957	
June	37,957	

### QUALITY

	Quantity	Base Number	Contract	AT	Region	England
% of FP17s for the same patient ID Re-attending within 3 months - Children	344	3,418	10.1%	10.7%	13.4%	12.4%
% of FP17s for the same patient ID Re-attending within 3 months - Adults	1,921	10,291	18.7%	15.4%	17.3%	16.6%
% of FP17s for the same patient ID Re-attending between 3 & 9 months - Children	1,986	3,418	58.1%	58.5%	58.9%	57.5%
% of FP17s for the same patient ID Re-attending between 3 & 9 months - Adults	5,350	10,291	52.0%	52.8%	52.5%	50.4%
% of FP17s for Band 1 Urgent Courses	1,163	12,270	9.5%	7.6%	9.3%	9.1%
% of FP17s Relating to Free Repair or Replacements	163	12,270	1.3%	1.3%	1.0%	0.8%
% of FP17s Relating to Continuations	172	12,270	1.4%	1.6%	1.5%	1.3%
% of Patients satisfied with the dentistry they have received	38	38	100.0%	94.2%	93.1%	92.7%
% of Patients satisfied with the time they had to wait for an appointment	33	38	86.8%	89.1%	89.8%	88.8%

\* This is based on patients treated on this contract for their most recent course of treatment. Figures in italics indicate the base number of FP17s or Patient Questionnaire responses are less than 100. N/A is shown where the base number of responses is less than 10 during the period. % is calculated as Quantity/Base number\*100



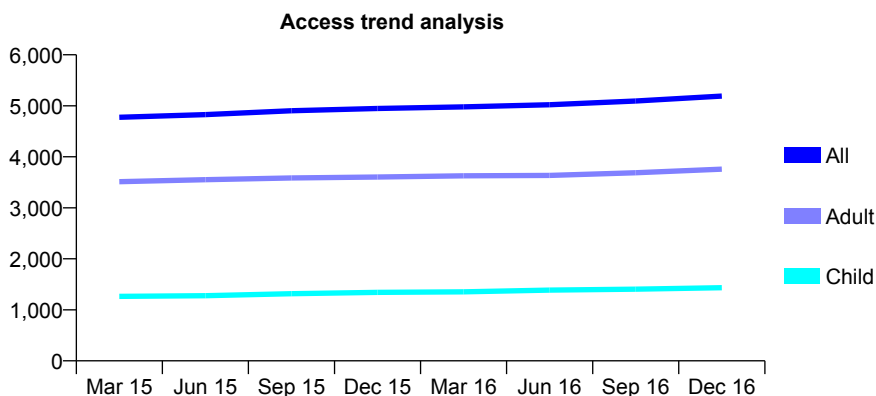
## Q51 - Vital Signs At a Glance Contract Report for 934801/0002 - December 2016

Name or company name	MR KS KHEHRA
Contract type name	GDS Contract
Purpose of contract	General
Contract start date	17/08/2009
Contract end date	

16/17 Contracted general activity (UDA)	14,000
Carry forward general activity (UDA)	0
16/17 Contracted orthodontic activity (UOA)	0
Carry forward orthodontic activity (UOA)	0
Baseline contract value	£436,345.93

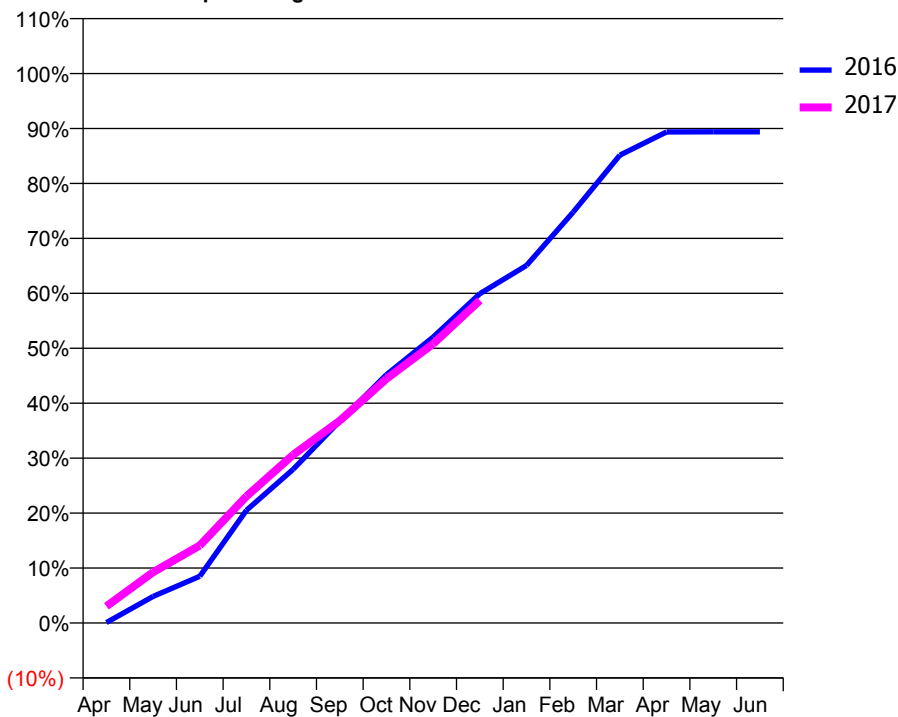
### ACCESS\*

Patients seen in 24 months	Total	Change since previous quarter
Quarter ending December 2015	4,947	
Quarter ending March 2016	4,980	→
Quarter ending June 2016	5,020	→
Quarter ending September 2016	5,093	→
Quarter ending December 2016	5,191	→
<b>Variance since December 2015</b>	<b>4.9%</b>	<b>↑</b>



### ACTIVITY

Cumulative percentage of contracted UDA delivered 2016 & 2017



Month	Adjusted Scheduled Activity (UDA)	
	2016	2017
April	11	428
May	677	1,296
June	1,192	1,975
July	2,872	3,228
August	3,916	4,285
September	5,146	5,154
October	6,326	6,222
November	7,287	7,113
December	8,390	8,221
January	9,110	
February	10,468	
March	11,920	
April	12,512	
May	12,514	
June	12,514	

### QUALITY

	Quantity	Base Number	Contract	AT	Region	England
% of FP17s for the same patient ID Re-attending within 3 months - Children	123	1,463	8.4%	10.7%	13.4%	12.4%
% of FP17s for the same patient ID Re-attending within 3 months - Adults	660	3,659	18.0%	15.4%	17.3%	16.6%
% of FP17s for the same patient ID Re-attending between 3 & 9 months - Children	846	1,463	57.8%	58.5%	58.9%	57.5%
% of FP17s for the same patient ID Re-attending between 3 & 9 months - Adults	1,799	3,659	49.2%	52.8%	52.5%	50.4%
% of FP17s for Band 1 Urgent Courses	434	4,160	10.4%	7.6%	9.3%	9.1%
% of FP17s Relating to Free Repair or Replacements	39	4,160	0.9%	1.3%	1.0%	0.8%
% of FP17s Relating to Continuations	53	4,160	1.3%	1.6%	1.5%	1.3%
% of Patients satisfied with the dentistry they have received	3	3	N/A	94.2%	93.1%	92.7%
% of Patients satisfied with the time they had to wait for an appointment	3	3	N/A	89.1%	89.8%	88.8%

\* This is based on patients treated on this contract for their most recent course of treatment. Figures in italics indicate the base number of FP17s or Patient Questionnaire responses are less than 100. N/A is shown where the base number of responses is less than 10 during the period. % is calculated as Quantity/Base number\*100

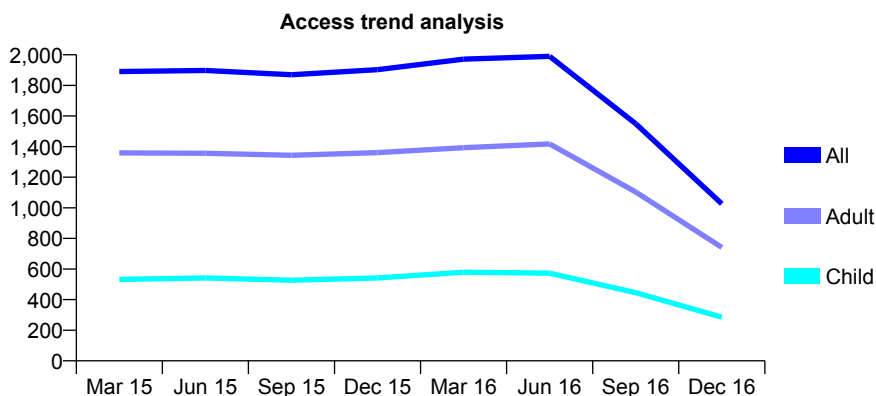
## Q51 - Vital Signs At a Glance Contract Report for 935611/0002 - December 2016

Name or company name	MR W BEUKES
Contract type name	GDS Contract
Purpose of contract	General
Contract start date	01/04/2009
Contract end date	30/06/2016

16/17 Contracted general activity (UDA)	2,000
Carry forward general activity (UDA)	0
16/17 Contracted orthodontic activity (UOA)	0
Carry forward orthodontic activity (UOA)	0
Baseline contract value	£55,449.23

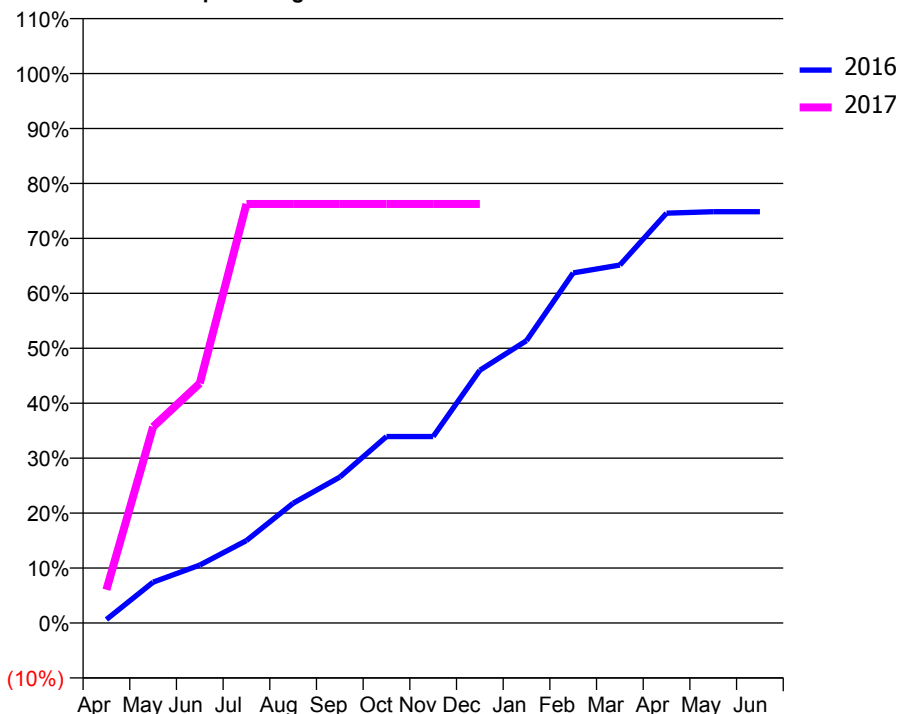
### ACCESS\*

Patients seen in 24 months	Total	Change since previous quarter
Quarter ending December 2015	1,903	
Quarter ending March 2016	1,972	↑
Quarter ending June 2016	1,990	→
Quarter ending September 2016	1,550	↓
Quarter ending December 2016	1,026	↓
<b>Variance since December 2015</b>	<b>(46.1%)</b>	<b>↓</b>



### ACTIVITY

Cumulative percentage of contracted UDA delivered 2016 & 2017



Month	Adjusted Scheduled Activity (UDA)	
	2016	2017
April	51	121
May	595	714
June	843	872
July	1,201	1,525
August	1,744	1,525
September	2,125	1,525
October	2,715	1,525
November	2,715	1,525
December	3,680	1,525
January	4,111	
February	5,097	
March	5,211	
April	5,967	
May	5,988	
June	5,988	

### QUALITY

	Quantity	Base Number	Contract	AT	Region	England
% of FP17s for the same patient ID Re-attending within 3 months - Children	28	254	11.0%	10.7%	13.4%	12.4%
% of FP17s for the same patient ID Re-attending within 3 months - Adults	153	683	22.4%	15.4%	17.3%	16.6%
% of FP17s for the same patient ID Re-attending between 3 & 9 months - Children	126	254	49.6%	58.5%	58.9%	57.5%
% of FP17s for the same patient ID Re-attending between 3 & 9 months - Adults	289	683	42.3%	52.8%	52.5%	50.4%
% of FP17s for Band 1 Urgent Courses	86	598	14.4%	7.6%	9.3%	9.1%
% of FP17s Relating to Free Repair or Replacements	4	598	0.7%	1.3%	1.0%	0.8%
% of FP17s Relating to Continuations	11	598	1.8%	1.6%	1.5%	1.3%
% of Patients satisfied with the dentistry they have received	2	2	N/A	94.2%	93.1%	92.7%
% of Patients satisfied with the time they had to wait for an appointment	2	2	N/A	89.1%	89.8%	88.8%

\* This is based on patients treated on this contract for their most recent course of treatment. Figures in italics indicate the base number of FP17s or Patient Questionnaire responses are less than 100. N/A is shown where the base number of responses is less than 10 during the period. % is calculated as Quantity/Base number\*100

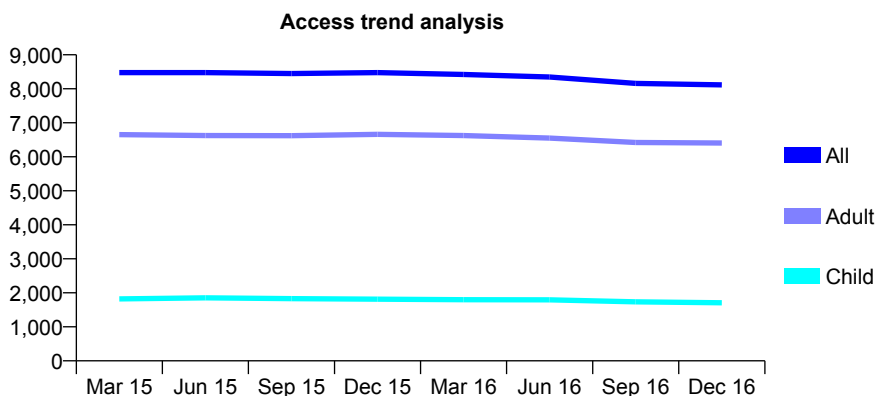
## Q51 - Vital Signs At a Glance Contract Report for 942987/0002 - December 2016

Name or company name	MR CA GODFREY
Contract type name	GDS Contract
Purpose of contract	General
Contract start date	26/12/2011
Contract end date	

16/17 Contracted general activity (UDA)	22,459
Carry forward general activity (UDA)	0
16/17 Contracted orthodontic activity (UOA)	0
Carry forward orthodontic activity (UOA)	0
Baseline contract value	£577,870.07

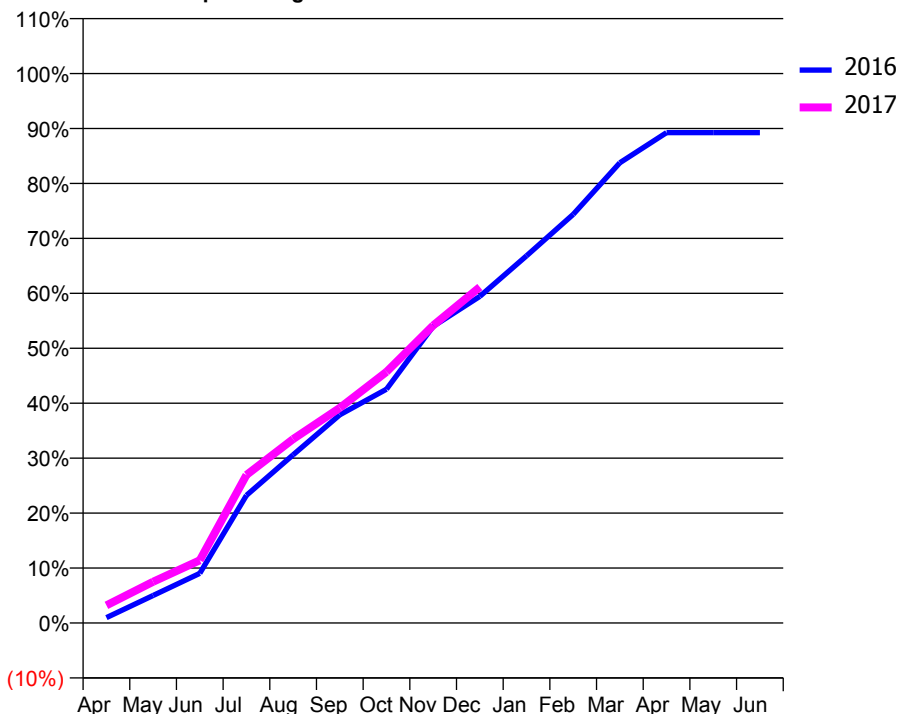
### ACCESS\*

Patients seen in 24 months	Total	Change since previous quarter
Quarter ending December 2015	8,476	
Quarter ending March 2016	8,423	→
Quarter ending June 2016	8,347	→
Quarter ending September 2016	8,158	↓
Quarter ending December 2016	8,114	→
<b>Variance since December 2015</b>	<b>(4.3%)</b>	<b>↓</b>



### ACTIVITY

Cumulative percentage of contracted UDA delivered 2016 & 2017



Month	Adjusted Scheduled Activity (UDA)	
	2016	2017
April	236	720
May	1,212	1,688
June	2,191	2,564
July	5,629	6,051
August	7,417	7,519
September	9,178	8,793
October	10,307	10,264
November	13,074	12,164
December	14,400	13,729
January	16,184	
February	18,010	
March	20,289	
April	21,616	
May	21,616	
June	21,616	

### QUALITY

	Quantity	Base Number	Contract	AT	Region	England
% of FP17s for the same patient ID Re-attending within 3 months - Children	115	1,580	7.3%	10.7%	13.4%	12.4%
% of FP17s for the same patient ID Re-attending within 3 months - Adults	1,025	6,278	16.3%	15.4%	17.3%	16.6%
% of FP17s for the same patient ID Re-attending between 3 & 9 months - Children	805	1,580	50.9%	58.5%	58.9%	57.5%
% of FP17s for the same patient ID Re-attending between 3 & 9 months - Adults	3,122	6,278	49.7%	52.8%	52.5%	50.4%
% of FP17s for Band 1 Urgent Courses	590	7,236	8.2%	7.6%	9.3%	9.1%
% of FP17s Relating to Free Repair or Replacements	106	7,236	1.5%	1.3%	1.0%	0.8%
% of FP17s Relating to Continuations	237	7,236	3.3%	1.6%	1.5%	1.3%
% of Patients satisfied with the dentistry they have received	13	14	92.9%	94.2%	93.1%	92.7%
% of Patients satisfied with the time they had to wait for an appointment	14	14	100.0%	89.1%	89.8%	88.8%

\* This is based on patients treated on this contract for their most recent course of treatment. Figures in italics indicate the base number of FP17s or Patient Questionnaire responses are less than 100. N/A is shown where the base number of responses is less than 10 during the period. % is calculated as Quantity/Base number\*100

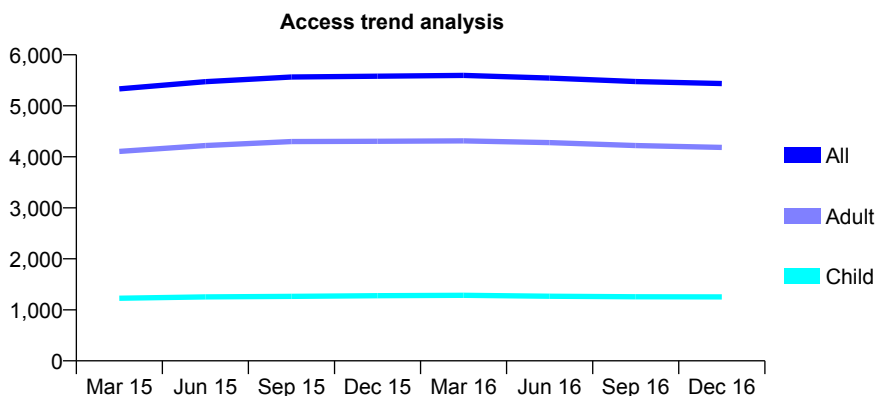
## Q51 - Vital Signs At a Glance Contract Report for 951412/0001 - December 2016

Name or company name	MR ML MILBOURN
Contract type name	GDS Contract
Purpose of contract	General
Contract start date	05/01/2009
Contract end date	

16/17 Contracted general activity (UDA)	12,278
Carry forward general activity (UDA)	-189
16/17 Contracted orthodontic activity (UOA)	0
Carry forward orthodontic activity (UOA)	0
Baseline contract value	£316,849.95

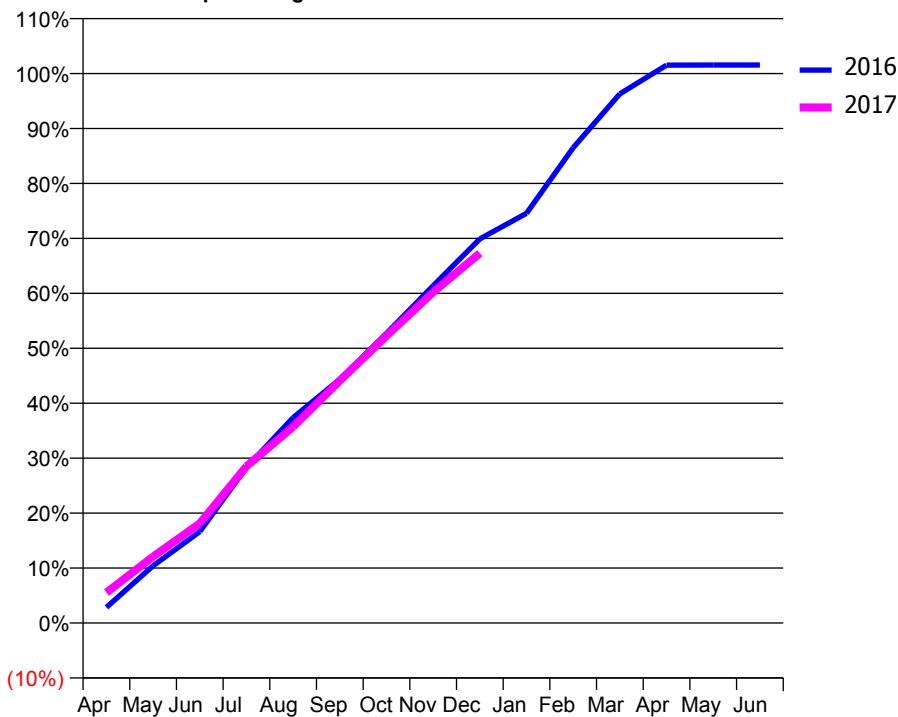
### ACCESS\*

Patients seen in 24 months	Total	Change since previous quarter
Quarter ending December 2015	5,581	
Quarter ending March 2016	5,596	→
Quarter ending June 2016	5,545	→
Quarter ending September 2016	5,476	↓
Quarter ending December 2016	5,437	→
<b>Variance since December 2015</b>	<b>(2.6%)</b>	<b>↓</b>



### ACTIVITY

Cumulative percentage of contracted UDA delivered 2016 & 2017



Month	Adjusted Scheduled Activity (UDA)	
	2016	2017
April	350	681
May	1,280	1,484
June	2,042	2,227
July	3,479	3,503
August	4,591	4,386
September	5,449	5,416
October	6,473	6,416
November	7,538	7,393
December	8,583	8,263
January	9,155	
February	10,620	
March	11,823	
April	12,466	
May	12,467	
June	12,467	

### QUALITY

	Quantity	Base Number	Contract	AT	Region	England
% of FP17s for the same patient ID Re-attending within 3 months - Children	69	1,197	5.8%	10.7%	13.4%	12.4%
% of FP17s for the same patient ID Re-attending within 3 months - Adults	474	3,920	12.1%	15.4%	17.3%	16.6%
% of FP17s for the same patient ID Re-attending between 3 & 9 months - Children	658	1,197	55.0%	58.5%	58.9%	57.5%
% of FP17s for the same patient ID Re-attending between 3 & 9 months - Adults	2,188	3,920	55.8%	52.8%	52.5%	50.4%
% of FP17s for Band 1 Urgent Courses	231	4,435	5.2%	7.6%	9.3%	9.1%
% of FP17s Relating to Free Repair or Replacements	55	4,435	1.2%	1.3%	1.0%	0.8%
% of FP17s Relating to Continuations	67	4,435	1.5%	1.6%	1.5%	1.3%
% of Patients satisfied with the dentistry they have received	10	10	100.0%	94.2%	93.1%	92.7%
% of Patients satisfied with the time they had to wait for an appointment	10	10	100.0%	89.1%	89.8%	88.8%

\* This is based on patients treated on this contract for their most recent course of treatment. Figures in italics indicate the base number of FP17s or Patient Questionnaire responses are less than 100. N/A is shown where the base number of responses is less than 10 during the period. % is calculated as Quantity/Base number\*100